



30 years:  
restoring  
the balance  
of justice

**NATIONAL CRIME  
VICTIMS' RIGHTS WEEK  
APRIL 6-12, 2014**



**OVC**



SPONSORED BY: U.S. DEPARTMENT OF JUSTICE • OFFICE OF JUSTICE PROGRAMS • OFFICE FOR VICTIMS OF CRIME



## U.S. Department of Justice

### Office of Justice Programs

#### *Office for Victims of Crime*

---

Washington, D.C. 20531

Dear Colleague,

It gives me great pleasure to present the *2014 National Crime Victims' Rights Week Resource Guide*, developed by the Office for Victims of Crime in partnership with the National Center for Victims of Crime.

This year we mark an important milestone in the rights of victims. Our theme—*30 Years: Restoring the Balance of Justice*—honors the extraordinary achievements we have made on behalf of crime victims since the passage of the Victims of Crime Act (VOCA) in 1984.

Before this historic legislation was enacted, the world was very different for crime victims, their families, and communities. Local service providers who could meet victims' needs for support, counseling, or shelter were few. The criminal justice system too often failed to recognize victims' need to be included in the justice process. Crime victim compensation programs were not consistently available and had no source of federal support.

The Crime Victims Fund, which was established by VOCA, has propelled systemic change throughout the Nation, helping to create an infrastructure of support for victim services and compensation—one that relies not on taxpayer dollars but on fines and penalties paid by criminal offenders in the federal justice system.

For three decades, the Crime Victims Fund has provided support that is increasingly open, inclusive, and flexible. Over the years, the crime victims' field has opened its doors and customized services to a wider range of crime victims, including victims of color, victims with disabilities, American Indian and Alaska Natives, lesbian, gay, bisexual, and transgender victims, children exposed to violence, labor and sex trafficking victims, and victims of elder abuse. Services for victims and survivors have become more inclusive, recognizing that we all have a part to play in their recovery—from the role played by multidisciplinary teams and allied professionals to that of the wider public. Service delivery has also become more flexible, meeting victims where they are as they move through the recovery process to rebuild their lives.

"30 Years" is not an invitation to rest on three decades of progress—although much has been accomplished—but a reminder of the work still before us in restoring the balance of justice to all those harmed by crime.

The Office for Victims of Crime looks forward to working with you to meet the challenges of the coming decades. We trust this guide will support your efforts to educate and motivate your communities about the importance of serving victims of crime—both during National Crime Victims' Rights Week and throughout the year.

Sincerely,

A handwritten signature in blue ink, reading "Joye E. Frost".

Joye E. Frost  
Director

Office for Victims of Crime

# THE NATIONAL CENTER FOR Victims of Crime

## BOARD OF DIRECTORS

January 2014

Philip M. Gerson  
*Chair*

G. Morris Gurley  
*Vice-Chair*

Stephen Rickman  
*Treasurer*

Leonard Klevan  
*Secretary*

Alexander Auersperg  
Denise Forte

Kim Goldman

Michael Haggard

Melvin Hewitt

Ala Isham

Ralph H. Isham

Brian Martin

Frank M. Ochberg, M.D.

Erin Olson

Kathleen Flynn Peterson

Charles J. Sgro

Hon. Eric Smith

Francisco Acevedo Villarruel

Dear Colleague:

The National Center for Victims of Crime is honored to partner with the U.S. Department of Justice, Office of Justice Programs, Office for Victims of Crime, to present the *2014 National Crime Victims' Rights Week Resource Guide*.

These resources have been developed to inspire your preparations for National Crime Victims' Rights Week, April 6–12, 2014. This year, we celebrate 30 years of the Victims of Crime Act (VOCA) and its critical mission to fund crime victim compensation and victim assistance programs across our nation.

The 2014 theme—*30 Years: Restoring the Balance of Justice*—reminds us how truly groundbreaking this bipartisan legislation continues to be for the millions of crime victims who are helped by it each year. For them, VOCA means that they are not alone; they and their families are not left to face the physical, mental, and financial devastation of crime without the services and support they need.

The mission of the National Center for Victims of Crime, founded in 1985, has drawn on that same passion for rebuilding the lives of crime victims.

The next 30 years will bring new challenges for our field, among them the growth in financial fraud and online victimization; the urgent need to address human trafficking; the increasing role DNA will play in justice for victims; and the ongoing work of reaching out to underserved victims, marginalized populations, and those whose victimization is hidden or under-reported. We look forward to observing 2014 National Crime Victims' Rights Week and continuing to work together to serve crime victims, their families, and communities.

Sincerely,

Mai Fernandez  
Executive Director  
National Center for Victims of Crime

Philip M. Gerson  
Chair  
National Center for Victims of Crime

## EXECUTIVE DIRECTOR

Mai Fernandez



# INTRODUCTION At a Glance & Frequently Asked Questions

## 2014 National Crime Victims' Rights Week Resource Guide

**Dates:** April 6 – April 12, 2014

**Theme:** 30 Years: Restoring the Balance of Justice

**Colors:** Cornflower Blue and Black

**Fonts:** Abril Display (Regular) and Dharma Gothic M (Heavy)

### This Year's Format

In response to increasing requests to provide the National Crime Victims' Rights Week Resource Guide earlier, the Office for Victims of Crime of the U.S. Department of Justice and the National Center for Victims of Crime are pleased to release this year's Resource Guide in three stages: (1) the 2014 Theme Poster, (2) the 2014 Resource Guide Artwork, and (3) the 2014 NCVRW Theme DVD and CD-ROM, containing all components of the *2014 National Crime Victims' Rights Week Resource Guide*. The *2014 NCVRW Resource Guide* provides a practical and visually striking array of how-to's, sample outreach products, promotional items, updated statistics, and more to help inform, brand, and promote your outreach efforts this National Crime Victims' Rights Week and throughout the year. Please freely use and distribute these resources in your work on behalf of crime victims in your community.

As in previous years, anyone who registered for the Resource Guide should receive all three components free of charge. (Additional copies of the Theme Poster, Resource Guide Artwork folder, and dual DVD/CD-ROM disc case are available for a small shipping fee at [www.ovc.gov/ncvrw2014](http://www.ovc.gov/ncvrw2014).) All components are also available for free download at [www.ovc.gov/ncvrw2014](http://www.ovc.gov/ncvrw2014), and many elements are also offered in Spanish.

### Resource Guide Contents

- **Theme Poster**
- **Resource Guide Artwork folder**, including a smaller theme poster, theme artwork, and public awareness posters in English and Spanish.

- **Five-minute NCVRW Theme DVD**, which highlights progress made since the passage of the Victims of Crime Act in 1984 that makes victim services and rights more open, inclusive, and flexible.
- **Resource Guide CD-ROM**, containing all *2014 NCVRW Resource Guide* content, including the artwork in three electronic formats (JPEG, fillable PDF, and Adobe Creative Suite files) in both color and black and white.

Resource Guide content also includes:

- Section 1. **Resource Guide Overview**
- Section 2. **Developing Your Campaign:** Partnerships & Strategies (*including updated PowerPoint slide artwork!*)
- Section 3. **About the Resource Guide Artwork** (*with a tutorial on making your own QR code!*)
- Section 4. **Communicating Your Message:** Media Tips & Tools (*including basics on how to create a social media campaign and a primer on working with the media!*)
- Section 5. **Landmarks in Victims' Rights and Services**
- Section 6. **Statistical Overviews** (*with reader-friendly charts!*)
- Section 7. **Additional Resources**

### Quick Planning Tips

- Review all contents of the Resource Guide. Jot down helpful tips, ideas, or suggestions.
- Identify project partners who can help share the workload and generate more ideas (see "Extending Your Reach through Partnerships" in Section 2).
- Develop a timetable outlining the activities and assignments leading up to your event(s).
- Decide what Resource Guide artwork and information you want to use and what other materials you might need to develop.
- Develop a current list of local and state media as well as key reporters and producers.
- Identify other uses for the NCVRW Resource Guide, including victim-related observances planned throughout 2014 (see "Commemorative Calendar" in Section 2). +

## SPECIAL ANNOUNCEMENT

The U.S. Department of Justice will launch National Crime Victims' Rights Week with the Attorney General's National Crime Victims' Service Awards Ceremony in April 2014.

For more information about this special event, including the time and location, please visit <http://ovc.ncjrs.gov/ncvrw/events.html>.

## Frequently Asked Questions

Have a question regarding the *2014 NCVRW Resource Guide*? Browse the following queries for answers to the most frequently asked questions about the guide.

## This Year's Format

### Q. Why didn't I receive the entire 2014 NCVRW Resource Guide in the mail this year?

A. In an effort to release elements of the *2014 NCVRW Resource Guide* as quickly as possible, this year's Resource Guide is mailing in three parts:

- (1) the 22" x 28" **Theme Poster**
- (2) the **Resource Guide Artwork** folder, containing:
  - » Introductory letters from the Office for Victims of Crime and National Center for Victims of Crime;
  - » "At a Glance," a sheet briefly detailing the overall contents of the *2014 NCVRW Resource Guide*, and "Frequently Asked Questions";
  - » This year's NCVRW-specific artwork (*available for early download online at [www.ovc.gov/ncvrw2014/artwork](http://www.ovc.gov/ncvrw2014/artwork)*); and
  - » Three public awareness posters in English and Spanish, as well as color and black and white.

(3) the **CD-ROM** and **Theme DVD**.

With this three-prong mailing our goal is to reduce the Resource Guide's environmental impact, minimize printing expenses, and allow for an earlier release date.

### Q. Why didn't I receive a CD-ROM or Theme DVD in this year's NCVRW Resource Guide folder?

A. We heard you! This year's artwork and other disc resources were divided to ensure that each component reached you in the timeliest manner possible. The Resource Guide Artwork was made available in late 2013 to provide additional time for organizations to incorporate the theme artwork into their outreach materials and other observance-related products. (Visit [www.ovc.gov/ncvrw2014/artwork](http://www.ovc.gov/ncvrw2014/artwork) to download electronic art files.) The CD-ROM and Theme DVD will follow early in 2014. All Resource Guide content, including the Theme DVD contents, is also available online at [www.ovc.gov/ncvrw2014](http://www.ovc.gov/ncvrw2014).

### Q. How can I be added to the mailing list for next year's Resource Guide?

A. To be added to the Office for Victims of Crime (OVC) distribution list for the *NCVRW Resource Guide*, please sign up at [https://puborder.ncjrs.gov/Listservs/Subscribe\\_NCVRW.asp](https://puborder.ncjrs.gov/Listservs/Subscribe_NCVRW.asp). In addition, you will receive:

- » E-mail notification when the Resource Guide is available to download from the OVC website, and
- » Details concerning the National Crime Victims' Service Award Ceremony.

### Q. How can I receive more copies of this year's Resource Guide?

A. Extra copies of the *2014 NCVRW Resource Guide* are available for a small shipping fee or contents can be downloaded for free from the OVC website at [www.ovc.gov/ncvrw2014](http://www.ovc.gov/ncvrw2014). Ordering information is also available on the OVC site. Visit [www.ovc.gov/ncvrw2014](http://www.ovc.gov/ncvrw2014) to access your viewing, printing, sign-up, and ordering options.

### Q. Can I order a Spanish-language version of the theme poster?

A. A hard-copy of the 2014 NCVRW Theme Poster is available in English only; however, a Spanish translation is available electronically in 11"x 17" in color and can be customized for your organization before printing. Visit [www.ovc.gov/ncvrw2014](http://www.ovc.gov/ncvrw2014) to access this and other Spanish-language customizable campaign materials.



## Technical Assistance Queries

**Q. May I reproduce, modify, or repurpose the materials included on the 2014 NCVRW Resource Guide CD-ROM?**

- A. Yes! To promote community awareness of crime victims' rights, all NCVRW materials developed by the Office for Victims of Crime and the National Center for Victims of Crime are in the public domain, and copyright permission is not required. You may use any Resource Guide text verbatim as well as any of the outreach and awareness posters or artwork. Also, all Resource Guide materials may be translated into any language. The entire contents of the *2014 NCVRW Resource Guide*, including Resource Guide Artwork files, are available for download at [www.ovc.gov/ncvrw2014](http://www.ovc.gov/ncvrw2014).

**Q. Is it possible to get a public service announcement (PSA) on the air with a very limited or no budget?**

- A. Yes! Many local radio and television stations fill advertising time they haven't been able to sell by providing free air time to community nonprofit agencies with important public health and safety messages. Included in this year's Resource Guide is a 60-second pre-produced television PSA intended to raise the public's awareness of human trafficking, how anyone can be a victim and how the crime takes many forms. To have this or another PSA placed, start by contacting the public service departments of your local television stations at least two months prior to when you would like the PSA to air to learn about PSA requirements and deadlines. For sample scripts and additional ideas, see Section 4, "Communicating Your Message: Media Tips and Tools" of the *2014 NCVRW Resource Guide* and Part 4 of OVC's Public Service Announcement Kit, *How to Get Your PSAs Played on Air*, available at [www.ovc.gov/publications/infores/psakit/Part4.pdf](http://www.ovc.gov/publications/infores/psakit/Part4.pdf).

**Q. How can we arrange for a speaker at our event?**

- A. The OVC Training and Technical Assistance Center (TTAC) can help you find expert consultants, victim service professionals, and victims to speak at a conference; conduct a training designed to meet your organization's specific needs; conduct a needs assessment; or design, implement, and evaluate a training program. Contact OVC TTAC at:

- » OVC TTAC  
9300 Lee Highway  
Fairfax, VA 22031-6050

- » Phone: 866-OVC-TTAC (866-682-8822)
- » Fax: 703-225-2338
- » E-mail: [ttac@ovcttac.org](mailto:ttac@ovcttac.org)
- » Website: [www.ovcttac.gov](http://www.ovcttac.gov)
- » Training & Technical Assistance Online Requests:  
<https://www.ovcttac.gov/views/HowWeCanHelp/dspTrainingTechnicalAssistance.cfm?tab=3>

**Q. I want to use the 2014 NCVRW Theme Video at a Candlelight Ceremony, but I don't have a DVD player. Is there any other way I can play it?**

- A. Yes! Many computers have built-in DVD players that can be used for playback. In addition, the NCVRW DVD can be downloaded onto your computer (right-click on the video file and choose "Save Target As" to save to your hard drive or other device). It is also available at [www.ovc.gov/ncvrw2014](http://www.ovc.gov/ncvrw2014) and can be played on a computer monitor or projected from a computer onto a screen or wall. The DVD contents, however, are not available in VHS or Beta format.

**Q. How do I search for NCVRW events in my area or publicize an NCVRW event?**

- A. Publicize your event with the OVC National Calendar of Crime Victim Assistance-Related Events at <http://ovc.ncjrs.gov/ovccalendar>. The OVC National Calendar offers a comprehensive list of events to help victims and victim service providers, allied professionals, and other interested individuals plan, promote, and locate events of interest to the victim service community in their area. Your submission will be reviewed and, if approved, posted on the Web for public view. There is no charge for posting events.

## Using the Artwork

**Q. May we add our contact information and logo to the artwork you provided? May we use the artwork from the CD-ROM to create a custom outreach piece or invitation?**

- A. Yes! Much of the Resource Guide theme artwork is designed with space to add your organization's contact information or logo, as are all the public awareness posters. In fact, PDFs with fillable form fields are provided so you can easily incorporate your local information, giving victims a place to turn in their own community. (Download the free Adobe Reader at [www.adobe.com](http://www.adobe.com).) Additionally, all of the artwork in the Resource Guide is available electronically, both on the CD-ROM and online at [www.ovc.gov/ncvrw2014](http://www.ovc.gov/ncvrw2014), and can be used to develop

custom pieces (with the exception of the outlined fonts and photographs used in the Adobe Creative Suite files, which remain proprietary). Printing companies that use quality presses, inks, and paper will produce the highest-quality products and can often be found through referrals or a quick Internet search. Many local quick-copy vendors and office-supply stores (e.g., FedEx, Staples, Kwik Kopy) can also meet your printing needs and usually will be more cost-effective for smaller quantities. Your local printer or office-supply store staff can also help you format your piece, insert your contact information, or create a custom outreach product.

**Q. Where can I find the NCVRW theme design for use in my organization's own campaign materials?**

- A. The NCVRW theme design is available electronically and can be found in the "Theme Artwork" folder of the *2014 NCVRW Resource Guide* on the CD-ROM and online at [www.ovc.gov/ncvrw2014/artwork](http://www.ovc.gov/ncvrw2014/artwork). All Theme Artwork images (including logos, bookmarks, and letterhead) are available as JPG and PDF files, which may be inserted into your campaign materials; should you wish to create your own design using specific elements of the 2014 NCVRW theme design, the Adobe Creative Suite source files for these designs are included as well. To access the native theme design elements, please locate the Adobe Illustrator CS6 "Theme Artwork" file, which contains multiple artboard configurations.

**Q. I need help customizing this year's campaign materials. Where can I get assistance?**

- A. If you would like help customizing this year's theme artwork—including button, bookmark, and ribbon card art—we recommend that you contact a local printing company, which can often be found through referrals or a quick Internet search. Choose a company that uses quality presses, inks, and paper which will produce the highest-quality products. Many local quick-copy vendors and office-supply stores (e.g., FedEx, Staples, Kwik Kopy) can also meet your printing needs and usually will be more cost-effective for smaller quantities. Your local printer or office-supply store staff can also help you format your piece, insert your contact information, or create a custom outreach product. Unfortunately, alternative versions of the Resource Guide theme artwork and the theme DVD are not available. If you encounter situations where you require versions of these products not included with the Resource Guide, we encourage you to submit your comments through the evaluation survey that will be circulated after 2014 National Crime Victims' Rights Week to help inform next year's guide.

**Q. Is there a way to reprint the 8.5" x 11" public awareness posters and NCVRW-specific artwork in a larger size?**

- A. Yes and no. The artwork and posters are designed to print at specific dimensions and scaling them up or altering the width-to-height ratio may distort them. If you are thinking about producing a larger piece, contact your local printer or office-supply staff for printing assistance.

**Q. Is the theme artwork available in color?**

- A. Yes! This year's theme artwork—including button, bookmark, and ribbon card art—is again available in color in the mailed Resource Guide Artwork folder, as well as electronically on the CD-ROM (in InDesign, as PDFs, or as JPEG images). You can also download the artwork at [www.ovc.gov/ncvrw2014](http://www.ovc.gov/ncvrw2014). +



## SECTION I Resource Guide Overview



### 30 Years: Restoring the Balance of Justice

The National Center for Victims of Crime and the Office for Victims of Crime (OVC), Office of Justice Programs, U.S. Department of Justice, are proud to present the *2014 National Crime Victims' Rights Week Resource Guide*.

Since 1981, National Crime Victims' Rights Week (NCVRW) has challenged the nation to confront and remove barriers to full justice for victims of crime. Each year, communities across the country revisit the history of the victims' rights movement and recommit themselves to advancing the progress already achieved. The *2014 NCVRW Resource Guide* includes a wide array of user-friendly outreach tools, current statistics on victimization, information on the history of victims' rights in the United States, and concrete, practical ideas on how your community can help *restore the balance of justice* for crime victims. You can explore and adapt these resources as you plan your public awareness campaign for **National Crime Victims' Rights Week, April 6-12, 2014**.

### 2014 NCVRW Theme and Theme Colors

The 2014 NCVRW theme—*30 Years: Restoring the Balance of Justice*—celebrates the passage of the Victims of Crime Act 30 years ago and its wide ranging contribution to victims' rights and services. The colors chosen to symbolize the 2014 theme—cornflower blue (a 60% tint of PMS 285C and black)—are used throughout the *2014 NCVRW Resource Guide*. (See “Match the Colors!” box for more details.)

### NCVRW Kickoff Event

The U.S. Department of Justice will begin National Crime Victims' Rights Week with the Attorney General's National Crime Victims' Service Awards Ceremony in April 2014. The ceremony, held annually in Washington, DC, honors individuals and programs for innovations and outstanding achievements in serving crime victims. For more information about this event, including the time and location, please visit <http://ovc.ncjrs.gov/ncvrw/events.html>.

#### MATCH THE COLORS!

This year's NCVRW theme design conveys the focus and clarity of purpose of the victims' rights movement through the decades using two main spot colors—cornflower blue and black. For your convenience, we have also included comparable CMYK builds, RGB values, and hex codes:

#### CORNFLOWER BLUE: PMS 285C (60% TINT)

C=50, M=27, Y=0, K=0  
R=108, G=160, B=238  
HTML #71a1d8

#### BLACK: PMS BLACK C

C=0, M=0, Y=0, K=100  
R=3, G=0, B=0  
HTML #000000

For more information about these color spaces, see “A Printing Primer” in Section 3, “Resource Guide Artwork.”

### Available in Spanish!

Many of this year's Resource Guide elements are available online in Spanish. Learn more at [www.ovc.gov/ncvrw2014](http://www.ovc.gov/ncvrw2014).



## NCVRW Planning Tips

The following tips will help you enhance your 2014 NCVRW planning and maximize the impact of your efforts:

- Review each section of the Resource Guide before making any plans. Once you have established your outreach goals, you can choose the materials that would be most helpful to achieve them.
- Set up an NCVRW planning committee to set goals and priorities, brainstorm activities, and share the workload. Your committee might include crime victims, survivors, victim service providers, or health professionals; leaders of civic organizations, universities, parent-teacher associations, or student organizations; or members of criminal and juvenile justice agencies, faith communities, local businesses, the service industry, or the news media. Encourage diversity and collaboration with underserved populations.
- Exchange contact information, including e-mail addresses, to encourage ongoing communication among committee members.
- Create or update mailing lists for event invitations and other materials.
- Draft a timetable that includes committee meetings, tasks, deadlines, and areas of responsibility.
- Develop a contact sheet of local media outlets to notify when you schedule special events.
- Coordinate planning for 2014 National Crime Victims' Rights Week with other awareness and prevention campaigns held during April, including National Child Abuse Prevention Month, National Sexual Assault Awareness Month, National Youth Violence Prevention Week, and Global Youth Service Days.

## 2014 NCVRW Resource Guide Contents

### ***Introductory Materials***

- Letter from the Office for Victims of Crime Director
- Letter from the National Center for Victims of Crime Director
- Resource Guide at a Glance
- Frequently Asked Questions

### ***NCVRW Resource Guide Artwork***

- 2014 NCVRW Theme Color Palette
- 2014 NCVRW 11" x 17" Theme Poster\*
- **NEW!** Billboard Art
- Bookmarks\*
- Buttons, Logos, and Magnets\*
- Certificate of Appreciation\*
- **NEW!** Facebook Cover Art
- Letterhead\*
- Name Tags and Table Card\*
- Information and Referrals Contact List\*
- Ribbon Cards\*
- Web and E-mail Banners
- Public Awareness Posters in English and Spanish

### ***Section 1. Resource Guide Overview***

### ***Section 2. Developing Your Campaign: Partnerships & Strategies***

- Commemorative Calendar
- Notable Quotables
- Sample Proclamation
- Presentation Tips (including 2014 NCVRW PowerPoint slide artwork)
- Extend Your Reach through Partnerships
- Ideas for Special Events
- Sidebar: Theme DVD in Action

### ***Section 3. About the Resource Guide Artwork***

- About the Resource Guide Artwork

---

\* Physical copies are included in the 2014 NCVRW Resource Guide Artwork folder, which is available to order for a small shipping fee at [www.ovc.gov/ncvrw2014](http://www.ovc.gov/ncvrw2014).

- Sidebar: A Printing Primer
- How to Create Your Own QR Code

## **Section 4. Communicating Your Message:**

### **Media Tips & Tools**

- Sample News Release
- Sample Public Service Announcement (PSA) Scripts
- Sample Letter to the Editor
- Sample Opinion-Editorial
- How to Create a Social Media Campaign
- Sample Social Media Status Updates
- Advocating for Victims with the Media

## **Section 5. Landmarks in Victims' Rights & Services**

Crime Victims' Rights in America: An Historical Overview

## **Section 6. Statistical Overviews**

- Interpreting Crime Statistics
- Statistical Overviews (brief summaries of current crime statistics)—with **GRAPHICAL REPRESENTATIONS**
  - » Crime Trends
  - » Assault
  - » Burglary, Robbery, and Theft
  - » Child, Youth, and Teen Victimization
  - » Crimes against Persons with Disabilities
  - » Economic and Financial Crime
  - » Elder Victimization
  - » Hate and Bias Crime
  - » Homicide
  - » Human Trafficking
  - » Intimate Partner Violence
  - » School and Campus Crime
  - » Sexual Violence
  - » Stalking
  - » Urban and Rural Crime
  - » Workplace Violence

## **Section 7. Additional Resources**

- Online Resources
- NCVRW Resource Guide Partners
- OVC Online Gallery

## **Resource Guide CD-ROM**

In addition to the entire collection of 2014 NCVRW Resource Guide artwork, the 2014 NCVRW CD-ROM also features PDFs of all Resource Guide contents. You can access the entire guide electronically by inserting the CD-ROM into any equipped computer.

The CD includes NCVRW-related artwork, public awareness posters, and PDFs with fillable form fields. Anyone with a computer and a free copy of Adobe Reader (downloadable at [www.adobe.com](http://www.adobe.com)) may add local contact information to many of the art files. The PDFs (as well as JPEG images) are available in both black and white and color. (See Section 3, "Resource Guide Artwork," for more information about this feature.)

The artwork is provided in three formats:

- **Adobe InDesign** layout pages, including the Illustrator images required to correctly open and print the artwork. To view these files, users must have Adobe InDesign CS6 or higher.
- **JPEG files** available in both black and white and color. These individual images may be placed in graphics programs, in various word processing programs, and on websites.
- **PDF files** in black and white and color that can be opened with Adobe Reader, available for free download at [www.adobe.com](http://www.adobe.com).

These three formats can help simplify replication of Resource Guide materials and make it easier to incorporate this year's artwork into any digital or hard-copy piece, including event fliers, slideshow presentations, television broadcasts, public service announcements, and print advertisements. (For more information on the artwork in this year's Resource Guide, please refer to Section 3, "Resource Guide Artwork," on the CD-ROM.)

The entire contents of the *2014 NCVRW Resource Guide* can be also accessed electronically at [www.ovc.gov/ncvrw2014](http://www.ovc.gov/ncvrw2014).

## Resource Guide DVD

The five-minute theme video, playable from the Theme DVD enclosed with the Resource Guide CD-ROM or from the NCVRW website at [www.ovc.gov/ncvrw2014](http://www.ovc.gov/ncvrw2014), is a powerful public awareness tool that highlights how victim services and rights have become more open, inclusive, and flexible since the passage of Victims of Crime Act in 1984. You can use the theme video to open ceremonies and luncheons, kick off your public awareness and education events, or motivate local media to cover NCVRW events and topics. Check out the “Theme DVD in Action” sidebar in Section 2, “Developing Your Campaign: Partnerships & Strategies,” for ideas on how to use the Theme Video.

## 2014 NCVRW Theme Poster

This year’s full-size (22” x 28”) poster, which features a silhouetted Lady Justice raising her scales above the scaffolding that envelops her, celebrates the 30<sup>th</sup> anniversary of the Victims of Crime Act and the struggle to *restore the balance of justice*. If you signed up for the NCVRW mailing list, you will have automatically received a physical copy of the 2014 NCVRW Theme Poster, the 2014 NCVRW Resource Guide Print Artwork folder, and the 2014 NCVRW Theme Video and CD-ROM dual-disc case containing electronic files of all Resource Guide components. Also, by signing up at <https://puborder.ncjrs.gov/Listservs/Subscribe/NCVRW.asp>, you will receive an e-mail notification when the Resource Guide is available to download from the OVC website, as well as details concerning the National Crime Victims’ Service Awards. You can download both this year’s and previous years’ Resource Guides, including the Resource Guide artwork and videos, at [www.ovc.gov/ncvrw](http://www.ovc.gov/ncvrw).

## Acknowledgments

The National Center for Victims of Crime greatly appreciates the opportunity to partner with the Office for Victims of Crime, Office of Justice Programs, U.S. Department of Justice, on the *2014 National Crime Victims’ Rights Week Resource Guide*, and especially wishes to acknowledge the many contributions and efforts of Kimberly Kelberg, who served as program manager.

This project would not have been possible without the support of Assistant Attorney General for the Office of Justice Programs, Karol V. Mason; Director of the Office for Victims of Crime, Joye E. Frost; and staff from the Office for Victims of Crime, Office of Justice Programs, U.S. Department of Justice, including Olivia Grew, Emily Bauernfiend, Sheila Mackall, and Joy Davis. +

### NATIONAL CENTER FOR VICTIMS OF CRIME

#### TEAM MEMBERS

**Kath Cummins**, Project Director  
**Kristi Rocap**, Designer  
**Sam Webster**, Project Assistant  
**Brittany Ericksen**, Copy Editor  
**Susan Howley**, Senior Project Advisor

Special thanks goes to **Maria Kaylen**, Senior Consultant at the Indiana Statistical Consulting Center of the University of Indiana, and **Dr. Lynn Addington**, Associate Professor at American University, for their expert contributions to this year’s Statistical Overviews.

#### CONTRIBUTORS

**JamArtz**, San Diego, CA  
**Video/Action, Inc.**, Washington, DC  
**Progress Printing**, Lynchburg, VA

*This product was prepared by the National Center for Victims of Crime, supported by Grant Number 2013-VF-GX-K001, awarded by the U.S. Department of Justice. The opinions, findings and conclusions or recommendations expressed in this document are those of the author(s) and do not necessarily represent the official position or policies of the U.S. Department of Justice.*



## SECTION 2 Developing Your Campaign: *Partnerships & Strategies*

National Crime Victims' Rights Week (NCVRW) is an opportunity to re-invigorate the field of victim services, take stock of the achievements made, and focus on the important tasks ahead. This year's theme—*30 Years: Restoring the Balance of Justice*—marks an important milestone in our mission to serve victims. The passage of the Victims of Crime Act in 1984 forged a new commitment to funding the empowerment and recovery of crime victims and their families. In the 30 years since, we have seen an evolution of our understanding of the impact of crime, and the short-term and long-term needs of crime victims. In 2014, as the Office for Victims of Crime, Office of Justice Programs, U.S. Department of Justice, rolls out its *Vision 21* strategic initiative, communities across the nation will have the opportunity to deploy new tools and partnerships to build on their commitment to victims.

This section, "Developing Your Campaign: Partnerships and Strategies" brings together resources and ideas to help plan your community networking and outreach for 2014 National Crime Victims' Rights Week and throughout the year. These resources are designed to inspire and assist with planning focal points including events, presentations, and proclamations—drawing on the skills and passion of your local community to take a stand for crime victims.

### Commemorative Calendar

You can begin planning your NCVRW events by researching crime-related observances that take place throughout the nation every year. For example, National Stalking Awareness Month, the National Day

of Remembrance for Murder Victims, and National Teen Dating Violence Awareness Month offer unique opportunities to focus on specific issues that affect crime victims. The Commemorative Calendar in this section lists many of these events, the dates they will be held, and the contact information for primary sponsors. By visiting the websites of the sponsoring organizations, you can collect a wealth of information about specific issues, how these organizations conduct their observances, and how you might begin to plan yours.

### OVC Events Calendar

The Office for Victims of Crime, Office of Justice Programs, U.S. Department of Justice, publishes a National Calendar of Victim Assistance-Related Events (<http://ovc.ncjrs.gov/ovccalendar>). This continually updated calendar offers extensive listings that will help you locate victim-related events in your area and learn about the range of events nationwide throughout the year. When you visit the calendar, you may also add listings and links to your own NCVRW meetings, ceremonies, and forums, as well as your organization's events throughout the year.

### Notable Quotables

A key NCVRW goal is to inspire and motivate your audience to support victims' rights. Your speeches, announcements, and presentations may benefit from including a few powerful quotations to underscore your message. The quotations compiled here build on the 2014 NCVRW theme of *30 Years: Restoring the Balance of Justice*—a recognition of how far the victims field has come since the introduction of the Victims of Crime Act and a call to continue seeking out and responding to the myriad needs of victims.

## Sample Proclamation

The public officials you invite to speak at your NCVRW ceremonies will appreciate having a sample proclamation to guide their own proclamations and public statements. You can increase the likelihood that they will issue a proclamation if you provide them with the sample that is included in this section. Be sure to contact your officials *at least one month* before National Crime Victims' Rights Week to invite them to speak at your ceremonies or to issue an NCVRW proclamation.

## Presentation Tips

Getting started on a presentation can be daunting. But if you break it down into smaller steps, it's easier to tackle the task and prepare a presentation that will inspire and motivate your NCVRW audiences. The presentation tips included in this section will help you clarify your goals, understand your audience, and choose the best approaches for your talk. The section also includes a sample PowerPoint template featuring the 2014 NCVRW theme and graphic design that you can tailor to your own needs. You will probably want to focus your presentation on crimes that affect your community or special services that are available to crime victims in your area. Talk with your colleagues and research your local television and newspaper websites for local crime trends. (You may want to refer to the local crime statistics available on the Bureau of Justice Statistics website, <http://bjs.ojp.usdoj.gov/index.cfm?ty=tp&tid=3>, where you can research data on specific crime topics.) By using localized information and statistics, you can show your audience why crime victims' rights should matter to them.

## Extend Your Reach through Partnerships

The history of the crime victims' rights movement and the messages of the *Vision 21* initiative suggest the power of partnerships to help restore justice for victims. Historically, the grassroots advocates who organized on local, state, and then national levels advanced the cause of justice by working together for change. You can dramatically increase the impact of your NCVRW campaigns by asking businesses, civic organizations, faith communities, professional associations, and other partners to lend their skills, resources, and staff time to your NCVRW campaign. By joining forces, you can create a memorable 2014 campaign in your community.

## Ideas for Special Events

In the lead up to and during National Crime Victims' Rights Week, your organization has the opportunity to reach out to other local groups to coordinate events that support crime victims and raise awareness of victim issues within your community. Candlelight vigils, school poster competitions, art exhibits, and walk/run events are just a few examples of the many commemorative or educational activities you could host. Every year, the National Association of VOCA Assistance Administrators, through a grant from the Office for Victims of Crime, competitively selects agencies, nonprofit programs, community-based victim service organizations, faith-based organizations, and community coalitions to receive Community Awareness Project grants to conduct NCVRW events. This section includes some of the event ideas from the 2013 Community Awareness Project grantees. +



Many organizations build on their NCVRW outreach to educate their communities throughout the year. They issue alerts about crime-related observances and provide information of interest to victims and service providers. They also use the awareness posters on a variety of crime issues that are available for download from the gallery of the Office for Victims of Crime, Office of Justice Programs, U.S. Department of Justice, at <http://ovc.ncjrs.gov/gallery>.

The NCVRW Commemorative Calendar below lists occasions and organizations you may want to promote throughout the year.<sup>1</sup> For additional events, you may want to regularly check OVC's National Calendar of Victim Assistance-Related Events at <http://ovc.ncjrs.gov/ovccalendar>. You may also add your own events to OVC's national calendar.

## JANUARY

### **National Mentoring Month**

MENTOR: The National Mentoring Partnership  
617-303-4600  
[www.nationalmentoringmonth.org](http://www.nationalmentoringmonth.org)

### **National Stalking Awareness Month**

Stalking Resource Center  
National Center for Victims of Crime  
202-467-8700  
[www.stalkingawarenessmonth.org/about](http://www.stalkingawarenessmonth.org/about)

## FEBRUARY

### **National Teen Dating Violence Awareness and Prevention Month**

Break the Cycle  
310-286-3383 (LA)  
202-824-0707 (DC)  
[www.teendvmonth.org](http://www.teendvmonth.org)

## APRIL

### **National Child Abuse Prevention Month**

Administration for Children and Families  
U.S. Department of Health and Human Services  
800-394-3366  
[www.childwelfare.gov/preventing/preventionmonth](http://www.childwelfare.gov/preventing/preventionmonth)

### **National Sexual Assault Awareness Month**

National Sexual Violence Resource Center  
877-739-3895  
[www.nsvrc.org/saam/sexual-assault-awareness-month-home](http://www.nsvrc.org/saam/sexual-assault-awareness-month-home)

### **National Crime Victims' Rights Week**

Office for Victims of Crime  
U.S. Department of Justice  
April 6 – 12, 2014  
800-851-3420  
[www.ovc.gov/ncvrw2014](http://www.ovc.gov/ncvrw2014)

### **National Youth Violence Prevention Week**

National Association of Students Against Violence  
Everywhere  
April 7 – 11, 2014  
866-343-SAVE  
[www.nationalsave.org/what-we-do/save-events/national-youth-violence-prevention-week](http://www.nationalsave.org/what-we-do/save-events/national-youth-violence-prevention-week)

### **Global Youth Service Days**

Youth Service America  
April 11 – 13, 2014  
202-296-2992  
[www.gysd.org](http://www.gysd.org)

## MAY

### **Older Americans Month**

Administration on Aging  
U.S. Department of Health and Human Services  
202-619-0724  
[www.olderamericansmonth.acl.gov](http://www.olderamericansmonth.acl.gov)

### **National Law Day**

American Bar Association  
May 1, 2014  
312-988-5000  
[www.lawday.org](http://www.lawday.org)

### **National Correctional Officers' and Employees' Week**

American Correctional Association  
May 4 – 10, 2014  
800-222-5646  
[www.aca.org](http://www.aca.org)

### **National Police Week**

Concerns of Police Survivors  
May 12 – 16, 2014  
573-346-4911  
[www.policeweek.org](http://www.policeweek.org)  
[www.nationalcops.org](http://www.nationalcops.org)

### **National Peace Officers' Memorial Day**

Concerns of Police Survivors  
May 15, 2014  
573-346-4911  
[www.policeweek.org](http://www.policeweek.org)  
[www.nationalcops.org](http://www.nationalcops.org)

### **National Missing Children's Day**

National Center for Missing and Exploited Children  
May 25, 2014  
800-THE-LOST (800-843-5678)  
[www.missingkids.com](http://www.missingkids.com)

## JULY

### **Pretrial, Probation, and Parole Supervision Week**

American Probation and Parole Association  
July 13 – 19, 2014  
859-244-8203  
[www.appa-net.org](http://www.appa-net.org)

## AUGUST

### **National Night Out**

National Association of Town Watch  
August 5, 2014  
800-NITE-OUT (800-648-3688)  
[www.natw.org](http://www.natw.org)

## SEPTEMBER

### **National Campus Safety Awareness Month**

Clery Center for Security on Campus  
484-580-8754  
[www.clerycenter.org/national-campus-safety-awareness-month](http://www.clerycenter.org/national-campus-safety-awareness-month)

### **National Suicide Prevention Week**

American Association of Suicidology  
September 7 – 13, 2014  
202-237-2280  
[www.suicidology.org](http://www.suicidology.org)

### **World Suicide Prevention Day**

International Association of Suicide Prevention  
September 10, 2014  
[www.iasp.info](http://www.iasp.info)

### **National Day of Remembrance for Murder Victims**

National Organization of Parents Of Murdered Children  
September 25, 2014  
513-721-5683  
[www.pomc.org](http://www.pomc.org)

## OCTOBER

### **National Bullying Prevention Awareness Month**

PACER Center

888-248-0822

952-838-9000

[www.pacer.org/bullying/nbpm](http://www.pacer.org/bullying/nbpm)

### **National Crime Prevention Month**

National Crime Prevention Council

202-466-6272

[www.ncpc.org/programs/crime-prevention-month](http://www.ncpc.org/programs/crime-prevention-month)

### **National Domestic Violence Awareness Month**

National Coalition Against Domestic Violence

303-839-1852

[www.ncadv.org/takeaction/](http://www.ncadv.org/takeaction/)

[DomesticViolenceAwarenessMonth.php](http://DomesticViolenceAwarenessMonth.php)

### **America's Safe Schools Week**

National School Safety Center

October 19 – 25, 2014

805-373-9977

[www.schoolsafety.us](http://www.schoolsafety.us)

## NOVEMBER

### **Tie One on for Safety**

Mothers Against Drunk Driving

November 27, 2014 – January 1, 2015

877-ASK-MADD (877-275-6233)

[www.madd.org](http://www.madd.org)

## DECEMBER

### **National Drunk and Drugged Driving Prevention Month**

Mothers Against Drunk Driving

877-ASK-MADD (877-275-6233)

[www.madd.org](http://www.madd.org) +



The 2014 theme—*30 Years: Restoring the Balance of Justice*—evokes the spirit that launched the victims' rights movement and that continues to seek new, creative, and better ways to serve the myriad short- and long-term needs of crime victims. The following quotations about working toward justice will help you inspire your NCVRW audiences to promote crime victims' rights and services.

---

Few will have the greatness to bend history itself, but each of us can work to change a small portion of events. It is from numberless diverse acts of courage and belief that human history is shaped. Each time a man stands up for an ideal, or acts to improve the lot of others, or strikes out against injustice, he sends forth a tiny ripple of hope.

— ROBERT KENNEDY (1925-1968)

Justice will not be served until those who are unaffected are as outraged as those who are.

— BENJAMIN FRANKLIN (1706-1790)

We are not to simply bandage the wounds of victims beneath the wheels of injustice, we are to drive a spoke into the wheel itself.

— DIETRICH BONHOEFFER (1906-1945)

It is in justice that the ordering of society is centered.

— ARISTOTLE (384-322 BC)

For Justice, though she's painted blind, is to the weaker side inclin'd.

— SAMUEL BUTLER (1835-1902)

Human progress is neither automatic nor inevitable.... Every step toward the goal of justice requires sacrifice, suffering, and struggle; the tireless exertions and passionate concern of dedicated individuals.

— MARTIN LUTHER KING, JR. (1929-1968)

Delay of justice is injustice.

— WALTER SAVAGE LANDOR (1775-1864)

Until the great mass of the people shall be filled with the sense of responsibility for each other's welfare, social justice can never be attained.

— HELEN KELLER (1880-1968)

Knowledge without justice ought to be called cunning rather than wisdom.

— PLATO (428/427-348/347 BC)

How wonderful it is that nobody need wait a single moment before starting to improve the world.

— ANNE FRANK (1929-1945)

I have been impressed with the urgency of doing. Knowing is not enough; we must apply. Being willing is not enough; we must do.

— LEONARDO DA VINCI (1452-1519)

Justice will not come to Athens until those who are not injured are as indignant as those who are injured.

— THUCYDIDES (460-395 BC)

If we are to keep our democracy, there must be one commandment: Thou shalt not ration justice.

— BILLINGS LEARNED HAND (1872-1961)

The first duty of society is justice.

— ALEXANDER HAMILTON (1755-1804)

Service is the rent we pay for living. It is not something to do in your spare time; it is the very purpose of life.

— MARION WRIGHT EDELMAN (1939 - )

Ethics and equity and the principles of justice do not change with the calendar.

— **D.H. LAWRENCE** [1885-1930]

All the great things are simple, and many can be expressed in a single word: freedom, justice, honor, duty, mercy, hope.

— **WINSTON CHURCHILL** [1874-1965]

Charity is no substitute for justice withheld.

— **SAINT AUGUSTINE** [354-430]

Strength does not come from physical capacity. It comes from an indomitable will.

— **MAHATMA GANDHI** [1869-1948]

Victims have discovered that they are treated as appendages of a system appallingly out of balance. They have learned that somewhere along the way, the system has lost track of the simple truth that it is supposed to be fair and to protect those who obey the law while punishing those who break it. Somewhere along the way, the system began to serve lawyers and judges and defendants, treating the victim with institutionalized disinterest.

— **PRESIDENT REAGAN'S TASK FORCE ON VICTIMS OF CRIME** [DECEMBER 1982]

Justice, though due to the accused, is due the accuser also. The concept of fairness must not be strained till it is narrowed to a filament. We are to keep the balance true.

— **SUPREME COURT JUSTICE BENJAMIN CARDOZA** [1870-1938]

Equality before the law in a true democracy is a matter of right. It cannot be a matter of charity or of favor or of grace or of discretion.

— **WILEY RUTLEDGE** [1894-1949] +





## National Crime Victims' Rights Week, April 6-12, 2014

- Whereas, Americans are victims of more than 22 million crimes each year,<sup>1</sup> and these crimes also affect family members, friends, neighbors, and co-workers;
- Whereas, crime can leave a lasting physical, emotional, or financial impact on people of all ages and abilities, and of all economic, racial, and social backgrounds;
- Whereas, in addition to these challenges, crime victims face criminal, military, and juvenile justice systems that, at times, ignore their rights and treat them with disrespect;
- Whereas, in 1984, the Crime Victims Fund was established by the Victims of Crime Act (VOCA) to provide a permanent source of support for crime victim services and compensation through fines and penalties paid by convicted federal offenders;
- Whereas, the Crime Victims Fund today supports thousands of victim assistance programs who provide help and support to child victims of violence and sexual abuse; stalking victims; survivors of homicide victims; victims of drunk-driving crashes; and victims of domestic, dating, and sexual violence and other crimes;
- Whereas, by ensuring that federal offender criminal fines and penalties are deposited into the Crime Victims Fund, Congress affirmed that those who commit crimes should be held accountable for the impact of their actions;
- Whereas, the Crime Victims Fund provides victim assistance to more than 3.5 million crime victims annually and also provides compensation funds to thousands of crime victims each year for reimbursement of expenses related to their victimization;
- Whereas, the victim assistance community faces new challenges to reach and serve all victims, including victims of newly recognized crimes, such as domestic minor sex trafficking and cybercrime, and victims who have not always trusted the criminal justice system, including immigrant victims, urban youth, and victims who are lesbian, gay, bisexual, or transgender;
- Whereas, now is the time to embrace a new emphasis on learning what works in reaching underserved victims and meeting victims' needs;
- Whereas, National Crime Victims' Rights Week, April 6-12, 2014, provides an opportunity to celebrate the energy, creativity, and commitment that launched the victims' rights movement, inspired its progress, and continues to advance the cause of justice for crime victims;
- Whereas, [Your Organization] is joining forces with victim service providers, criminal justice agencies, and concerned citizens throughout [Your City/County/Parish/State/Tribe] and America to raise awareness of victims' rights and observe National Crime Victims' Rights Week;

Now therefore, I, \_\_\_\_\_, as [Governor/Mayor/Other Title] of \_\_\_\_\_, do hereby proclaim the week of April 6-12, 2014, as:

### NATIONAL CRIME VICTIMS' RIGHTS WEEK

and reaffirm this [City/County/Parish/State/Tribe's] commitment to respect and enforce victims' rights and address victims' needs during National Crime Victims' Rights Week and throughout the year; and express our appreciation for those victims and crime survivors who have turned personal tragedy into a motivating force to improve our response to victims of crime and build a more just community.

\_\_\_\_\_ (Signature)

\_\_\_\_\_ (Date)

<sup>1</sup> Jennifer L. Truman and Michael Planty, *Criminal Victimization, 2011*, (Washington, DC: Bureau of Justice Statistics, U.S. Department of Justice, 2012), 1, accessed October 23, 2013, <http://www.bjs.gov/content/pub/pdf/cv11.pdf>.

National Crime Victims' Rights Week offers unique opportunities to educate your community about victims' rights and services. Civic groups, schools, or businesses may ask you to speak to their members or target audiences about challenges faced by victims in your community. Check newspaper headlines and talk to your colleagues about pressing issues in your area. What are the most common crimes? What do victims need? What does your community provide for victims, and do any of these services rely on the Crime Victims Fund? How do local services fall short? Focus on crimes that affect your audience, and use your presentation to involve them in ways your community can help restore the balance of justice for victims.

## Planning Your Presentation

### Audience

Who is your audience, and what do they need to know about local crimes and victims? When you are invited to speak, find out why the group has called you and which crimes concern them most. For a student audience, research what's happening in the schools—dating violence, bullying, or gang violence? Ask the students what justice means to them. For civic groups, think about the crimes that take place “under the radar” of news headlines. Is domestic violence a major problem? How does this violence affect families and the community? How can community groups join forces to address these crimes? If you start by asking such questions, your presentation can engage your audience in solving the problems that concern them.

### Message

What message do you want your audience to take home? Perhaps your message targets everyone's responsibility to report child sexual abuse—or the need to spot and help prevent financial crime. The message could suggest that the audience can help prevent violence against children—and help those children grow into non-violent adults. You should decide on your theme before you begin outlining, writing, or preparing your PowerPoint slides. Think about how your theme relates to National Crime Victims' Rights Week. Choose a presentation title that captures your main idea, and refer to your theme in the beginning, body, and conclusion

of your talk. As in a speech, you will begin by telling your audience what you are going to say, remind them of your theme as you develop your sub-themes, and then recap your main idea as you wrap up your talk.

### Presentation Roadmap

Next, plan how you will organize the overall structure of the presentation. How will you start and end your remarks? What three ideas will you choose to support your key message, and how will you weave these ideas into a narrative that matters to your audience?

#### 1. Opening:

Grab your audience's attention right away. You can tell a quick, compelling story about a crime in your community. You might cite a surprising statistic or ask your audience to guess the facts about a specific crime (e.g., what percentage of sexual assaults against children are committed by strangers vs. people known to the victim?). Then relate your story or your statistics to the purpose of your presentation and your main message (e.g., “everyone here can help prevent child sexual abuse”).

#### 2. Structure:

Build your presentation around three supporting ideas, placed in a logical pattern that leads to a clear conclusion. Typical idea development structures might include:<sup>2</sup>

- **Chronological:** Past, present, future

<sup>2</sup> Nancy Duarte, *Resonate: Present Visual Stories That Transform Audiences*, (Hoboken, NJ: John Wiley & Sons, 2010), 129.

- **Sequential:** Step-by-step process (e.g., for project rollout)
- **Climactic:** Least to most important
- **Problem–Solution:** Problem, solution, benefits
- **Compare–Contrast:** Similarities and differences of specific factors
- **Cause and Effect:** Causes and results of specific situations
- **Advantage–Disadvantage:** Information arranged into “good” or “bad” categories to help audience see both sides of an issue.

Once you have chosen your organizational structure, you can jot down your supporting ideas and evidence, illustrations, or stories to support your main message. If your goal is to persuade your audience that they can help solve a problem (e.g., child sexual abuse), you might organize your presentation as follows:

## ***a. Problem:***

Although most parents carefully teach their children to beware of strangers, most perpetrators of child sexual abuse are people known to the child.<sup>3</sup> They may be coaches, teachers, clergy members, family friends, or even family members who systematically groom their victims for abuse. The perpetrator’s dominance often leaves victims feeling powerless to resist or report the abuse. For your presentation, you can choose the specific aspects of the problem to emphasize, and then organize them in a pattern to prepare for the solutions you will propose in the second half of your presentation. For a presentation on child sexual abuse, you might focus on what (1) families, (2) individual adults, and (3) organizations can do to prevent the crime and help victims.

## ***b. Solution:***

All adults have a responsibility to protect children from harm. Families can set and respect boundaries, teach children appropriate behavior, and take specific steps to protect their children from predators. Adults can learn to read the signs that suggest a child may be a sexual abuse victim and determine how and when to follow up with authorities. Organizations can set up a series of practices that protect children and greatly decrease opportunities for predators.

## ***c. Benefits:***

Learning the facts about child sexual abuse and how to both prevent the crime and help victims enables families, individual adults, and organizations to protect children from this poorly understood crime and create safer communities for all children.

## **3. Conclusion:**

End your presentation by restating your theme and solution. For example, you might say that your city needs a child sexual abuse education campaign, better coordination among child-serving organizations, and clearer guidelines on how adults can intervene to help children. You might conclude with a call to action, such as “Let’s end child sexual abuse in our community.”

## Using PowerPoint

For many speakers, PowerPoint or other slide-based presentations have become the norm. Presenters use this tool as a “roadmap” for listeners and as a way to remind themselves of their main points. Well-planned slides add color and variety to your presentation and appeal to visual learners. PowerPoint is also a great planning tool because you can experiment with different images and arrangements as you plan your talk. As you plan, focus on keywords and avoid crowding your slides with long phrases or paragraphs that will overwhelm your audience.

---

<sup>3</sup> Emily M. Douglas and David Finkelhor, “Child Sexual Abuse Fact Sheet,” 8, accessed September 27, 2013, <http://www.unh.edu/ccrc/factsheet/pdf/CSA-FS20.pdf>.

Experts suggest the following guidelines for preparing effective slides:

- **Design:** Choose a simple, uncluttered design and solid colors.
- **Bullets:** Limit yourself to 6 bullets per slide, 6 to 8 words per bullet (3 or 4 is better).
- **Font:** Use sans serif fonts (e.g., Arial, Verdana) for readability.
- **Uppercase:** Avoid all-uppercase letters (except for titles).
- **Italics:** Use italics sparingly (harder to read).
- **Point Size:** Use at least 24-point type.
- **Contrast:** Use dark text on light backgrounds.
- **Consistency:** Use the same background design on every slide; use similar text styling (headings, body text, bullets) across all slides; use one color grouping on charts.
- **Graphics, Charts, and Photos:** Use simple graphics and photos that are visible to the audience.
- **Animation:** Limit use of animation and sound effects.
- **Video:** Use video sparingly, to support theme; embed your videos into PowerPoint rather than stream them from the Internet.
- **Notes:** Use the “notes” section of the slides to expand your list of ideas (avoid putting too much on one slide).
- **Parallel Structure:** Begin each bullet point with the same structural pattern (e.g., list of nouns, phrase beginning with active verb).
- **Spelling and Grammar:** Use spell check and proofread your slides several times.
- **Preview:** Preview every slide before the presentation.

Practice your presentation until you feel comfortable. Never read your slides but use them as a guidepost. As you rehearse, track how long it takes you to go through all the slides, and adjust your presentation to meet the time requirements for the talk.

## Communicating Effectively

Public speaking makes everyone somewhat nervous. You can overcome your anxieties by preparing carefully and concentrating on the audience when you speak. Your presentation is about them—not you. Your goal is to tell a story about a problem and let your audience know how they can help solve it. Share your enthusiasm about your theme, perhaps by interweaving an uplifting story about how an adult helped protect a child from abuse.

Speak in a positive, enthusiastic, warm tone. Smile, make eye contact, and focus on the audience. Try to vary your cadence, the pitch of your voice, and your facial expressions. Avoid mannerisms and physical gestures, and concentrate on the message. The more you practice, the less likely you will be to fall back on “fillers” such as “um” and “like” between your sentences. Be prepared for interruptions because if you are doing well, your audience will ask many questions. If you prefer to take questions at the end, tell your audience at the beginning of your talk. Also, let your audience know whether they may use social media during your presentation. Some presenters may encourage live tweeting during their presentation while others may find it distracting.

## Prepare the Room

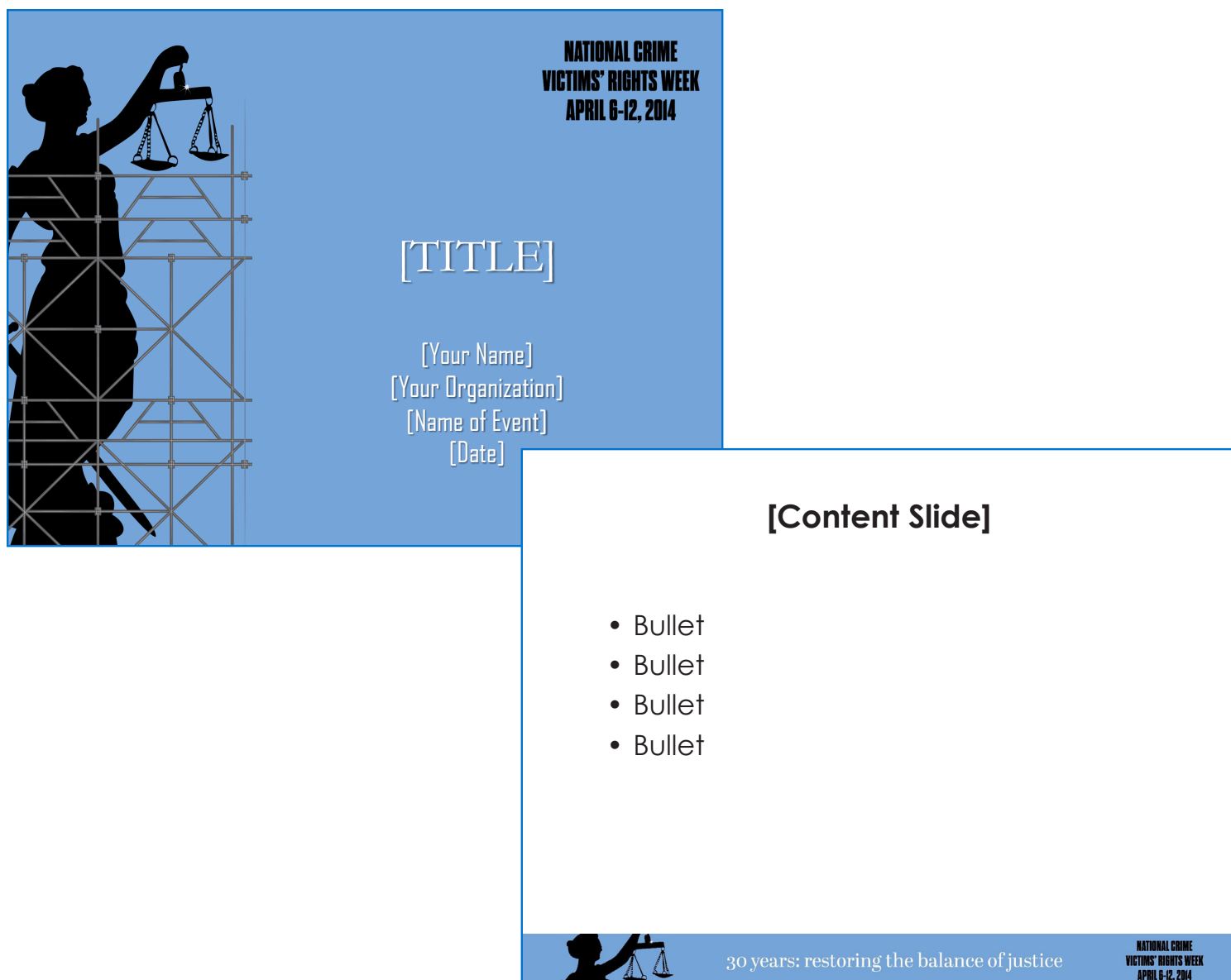
Check the room for any features that may disrupt your presentation, such as loud air conditioning or window glare. Make a list of these items, and visit the room a day in advance to prepare for (and if possible, eliminate) these potential distractions. Check the size, the layout, any physical obstacles, the location of the doors, and the amount of seating. Check your computer, projector, screen, and microphones, and ask someone to tell you if your voice is audible. Load your presentation onto the computer, and run through the entire presentation to make sure the computer and projector are working properly. You might also want to have a backup copy of your presentation on another computer and make a hard copy in case of unexpected technical problems. Arrive at least one hour before the

# PRESENTATION TIPS

presentation to check the equipment again and make sure you are comfortable before you speak.

## Sample PowerPoint Template

Accompanying this section is a sample PowerPoint template featuring the 2014 NCVRW theme and graphic design. You may use the template to prepare and customize your own NCVRW PowerPoint presentations. Images of the master title and content slides appear on this page, and you will find the actual PowerPoint file on the NCVRW CD-ROM. +



The image displays a sample PowerPoint template for National Crime Victims' Rights Week. It consists of two main slide areas: a master title slide and a content slide.

**Master Title Slide (Left):** The background is blue. On the left is a silhouette of Lady Justice holding scales, overlaid with a white grid pattern. In the top right corner, the text reads: **NATIONAL CRIME VICTIMS' RIGHTS WEEK** and **APRIL 6-12, 2014**. In the center, the word **[TITLE]** is displayed in a large, white, serif font. Below the title, the following text is shown in a smaller, white, sans-serif font: **[Your Name]**, **[Your Organization]**, **[Name of Event]**, and **[Date]**.

**Content Slide (Right):** The background is white. At the top, the text **[Content Slide]** is centered in a bold, black, sans-serif font. Below this, there is a bulleted list with four items, each preceded by a black dot: **Bullet**, **Bullet**, **Bullet**, and **Bullet**.

**Footer (Bottom):** A blue horizontal bar spans the width of the content slide. On the left is a small silhouette of Lady Justice holding scales. To its right, the text **30 years: restoring the balance of justice** is written in a white, sans-serif font. On the far right, the text **NATIONAL CRIME VICTIMS' RIGHTS WEEK** and **APRIL 6-12, 2014** is written in a small, white, sans-serif font.



The power of partnerships launched the crime victims' rights movement and the achievements we celebrate every year. Families of murdered children and victims of sexual assault, drunk driving, domestic violence, and other crimes mobilized at the grassroots level and joined forces to demand justice for victims of crime. The National Campaign for Victims' Rights founded by these partners led to President Ronald Reagan's reforms on behalf of crime victims, his declaration of the first National Crime Victims' Rights Week, and the creation of the Victims of Crime Act and Crime Victims Fund, whose anniversary we celebrate this week. Through our partnerships, we have made history.

National Crime Victims' Rights Week offers an opportunity to renew and strengthen our partnerships and teamwork, and to highlight the collaborative approaches that are integral to *restoring the balance of justice*. The 2014 Resource Guide, in fact, is the product of a partnership between OVC and the National Center for Victims of Crime, and is supported by the U.S. Postal Inspection Service and the partner organizations listed in Section 7, "Additional Resources," of this Resource Guide. Through partnerships, organizations can mobilize their experience, skills, resources, and stakeholders to help plan a powerful NCVRW strategy.

This section includes ideas for partnerships you can form to plan your community's 2014 NCVRW activities. You can use these ideas to expand your reach, lighten your workload, and build partnerships that will sustain your work throughout the year.

## Community Partner Ideas

### ALLIED PROFESSIONALS

- Victim Service Agencies
- Law Enforcement Professionals, Prosecutors, and Corrections and Probation Officers
- Healthcare Professionals
- Mental Health Professionals

### BUSINESSES AND CORPORATIONS

- Business and Professional Associations
- Fitness Clubs
- Grocery Stores and Restaurants
- Visitors' and Convention Bureaus

### CIVIC ORGANIZATIONS

### COLLEGES AND UNIVERSITIES

### CULTURAL ORGANIZATIONS

### FAITH COMMUNITIES

### GOVERNMENT AGENCIES AND OFFICIALS

- Agencies Serving Seniors and Persons with Disabilities
- Community Liaison Offices
- Consumer Protection Agencies
- Libraries
- Public Officials
- Schools

### WORKFORCE TRAINING/JOB-SEARCH CENTERS

### MILITARY INSTALLATIONS

### TRIBAL AUTHORITIES

### YOUTH-SERVING ORGANIZATIONS

## Allied Professionals

You can partner with other victim service agencies such as: law enforcement and social services professionals; healthcare providers; consumer agencies; and other community groups whose mission involves working with crime victims. All these professionals understand the impact of crime on victims and the need to invest in serving victims effectively. Your NCVRW partnerships with allied professionals may also lead to collaboration in other areas—such as fundraisers, public awareness campaigns on specific crimes, and coordinated community responses to victims in your area.

## Victim Service Agencies

Rape crisis centers, domestic violence shelters, district attorney's victim advocates, and homicide support organizations often work side by side in the same jurisdiction. Collaborating with other victim service agencies that share your mission and challenges can produce wider audiences and a more powerful impact for your NCVRW events. A jointly planned NCVRW information fair for local officials, for example, would showcase each agency's role in helping victims, and also pinpoint the current gaps in the community's response capacity.

## Law Enforcement Professionals, Prosecutors, and Corrections and Probation Officers

Criminal justice professionals understand the impact of crime on victims. Some law enforcement agencies have crime victim specialists to assess victims' needs, provide crisis intervention, help with safety planning, accompany victims through the criminal justice process, provide information about their cases, and refer them to victim services. Police departments may publish or distribute booklets or resource cards to help crime victims in the aftermath of crimes. Criminal justice agencies can help publicize your NCVRW events through their own communications networks and their ties to community institutions, such as businesses

and schools. You can invite police officers, school resource officers, corrections officials, or prosecutors to speak at your events, and you can honor public officials and criminal justice professionals who have shown particular concern for crime victims.

## Healthcare Professionals

Because victims often sustain injuries, medical professionals have firsthand knowledge about victimization and can help educate the community about the impact of crime. Primary care and emergency room physicians and nurses treat injured crime victims and regularly screen patients for signs of abuse. Sexual Assault Nurse Examiners (SANEs) care for sexual assault victims, and school nurses serve children who have been hurt or exposed to violence. These professionals play a key role in victims' ability to recover from crime. You can invite your local hospital, medical and dental society, nurses' association, and physical and occupational therapists to help plan your NCVRW activities. Those organizations can provide speakers for your educational programs and publicize your activities in their offices and through their communications networks.

## Mental Health Professionals

The mental health consequences of crime can be severe and long lasting. Victims may hesitate to resume their normal routines for fear of being victimized again. They may suffer from depression, posttraumatic stress disorder (PTSD), alcoholism, and a range of other problems. Child and teenage victims may have a variety of problems negotiating the journey to adulthood. Yet most victims never receive the psychological help they need. In planning your NCVRW events, you can partner with community mental health associations and other mental health professionals' societies. You might also work with drug treatment facilities, which seek to protect their clients from being victimized by crime. You can give these organizations information about crime

victim compensation, safety planning, and other services to share through their communications networks.

## Businesses and Corporations

Every year, businesses lose billions of dollars to crime. Business owners face huge losses from shoplifting, vandalism, robbery, check fraud, and cybercrime, and they spend millions each year to protect themselves and their customers. Throughout the nation, businesses are forming their own coalitions, such as Business Improvement Districts, to beautify their business districts, attract customers, and prevent crime. You can identify potential partners by researching which businesses have launched such initiatives, formed partnerships with law enforcement, or encouraged their employees to get involved in community service with at-risk youth or crime victims. Invite these businesses to become your NCVRW planning partners—to share resources, volunteers, marketing skills, and communications networks that can help develop and conduct your NCVRW events. Be sure to feature their leaders as speakers and honor their contributions to your community's NCVRW events.

## Business and Professional Associations

Business associations, which promote their members' interests and help revitalize communities, make great NCVRW partners. You can work with your local Chamber of Commerce, Better Business Bureau, civic improvement societies (business–resident partnerships), insurance roundtables, professional associations (e.g., bar association, information technology professionals association), and unions representing workers from various trades and professions. Contact officials from these organizations, explain how National Crime Victims' Rights Week advances their mission and enhances the community's well-being, and invite them to help plan your NCVRW events. You can build on these partnerships throughout the year to mobilize your community on behalf of crime victims.

## Fitness Clubs

Fitness clubs, which often operate from early morning until late evening or even around the clock, may have trouble protecting the safety and property of their customers. Theft from customers' cars and lockers are common, and patrons leaving the gym after dark are vulnerable to assault. You can contact your local fitness centers and their parent companies; invite them to join in planning and publicizing National Crime Victims' Rights Week, and share information to help them protect their customers from crime. Encourage them to build awareness about their business by sponsoring your walk/run or other athletic events for victims' rights.

## Grocery Stores and Restaurants

Because almost everyone patronizes grocery stores and restaurants, these businesses can connect your NCVRW campaign to the entire community. Grocery stores can distribute NCVRW messages on their community bulletin boards and advertising flyers. Restaurants can use NCVRW placemats to build awareness about the week's events and donate food for your events. When you print your outreach products in a variety of languages, you can reach groups that might not otherwise receive NCVRW messages. You can contact individual stores and restaurants and their associations, propose an NCVRW partnership, and plan how to involve your entire community in your NCVRW observance.

## Visitors' and Convention Bureaus

To attract tourists, communities must be safe, secure places to visit. Visitor and convention bureaus and hotel associations, which have a strong interest in public safety, can be resourceful NCVRW partners. You can reach out to your local tourism-related agencies and alert them about protecting their customers and preventing crime. Hotels, for example, may appreciate receiving the latest updates on hackers using hotel Wi-Fi connections to steal personal

# EXTEND YOUR REACH THROUGH PARTNERSHIPS

information from their guests. You can encourage them to join you in planning National Crime Victims' Rights Week. They can provide marketing and publicity resources for your campaign and help you provide information on resources for crime victims in your area.

## Civic Organizations

Civic organizations such as Kiwanis, Rotary Clubs, Lions Clubs, and Soroptimist International work to serve their communities. You can reach out to these organizations—as well as parent–teacher organizations, schools and university alumni groups, neighborhood and crime watch associations, retirees' groups, ethnic and cultural organizations, and even hobby groups such as photography and garden clubs—to involve their members and contribute their skills to your NCVRW campaigns. Members can help you plan and host events, design outreach materials, and become volunteers. Organizations representing underserved victims (e.g., ethnic communities, victims with disabilities, and seniors) can provide volunteers to help disseminate information about crime victims' rights and services. Some groups may provide translators to reach specific audiences, share volunteers, and offer guidance on the best ways to include their communities in NCVRW events.

## Colleges and Universities

Colleges and universities host a wide range of NCVRW activities, such as art exhibits, rallies, and walk/run events. These institutions can provide space for events; they may also contribute design and media experts, donors and patrons, and enthusiastic student volunteers and participants that can help with your NCVRW campaigns and events. You may contact the communications offices of your local colleges and universities when you begin event planning. Ask them to partner with you and to suggest ways to enhance your campaign, and then recognize their contributions in your ceremonies and outreach materials.

## Cultural Organizations

Art galleries, art and music education programs, arts councils, and dance schools can contribute unique skills and resources to your NCVRW campaigns. They can host art exhibits, design flyers and media outreach, perform at events, and promote your observances to their members, patrons, and students. As you begin planning your campaign, you can contact the communications offices of your local cultural organizations, propose an NCVRW partnership, and describe how such partnerships have worked successfully in other communities (see [“Ideas for Special Events”](#)).

## Faith Communities

Your local churches, synagogues, mosques, and their affiliate organizations, share a commitment to justice and to protecting their community members. You can invite members of the clergy, lay leaders, and religious service organizations (e.g., the Knights of Columbus, American Friends Service Committee, B'Nai B'rith) and charities to join your NCVRW preparations. If you do a quick assessment of crime in the neighborhoods around your local religious institutions, you can see what kinds of information and help these communities might need. Ask your community religious leaders to host events, mobilize volunteers, and speak at your NCVRW events.

## Government Agencies and Officials

Government agencies can powerfully boost the scope and impact of your NCVRW outreach. In addition to the public safety departments that often employ victim advocates (e.g., police departments, prosecutors' offices, and family justice centers), you can partner with government consumer protection agencies, libraries, agencies for seniors, commissions for women and youth, and ethnic community liaison offices to publicize events and contribute resources and volunteers. Partnerships with such agencies can also lay

the groundwork for coordinated community responses to crime and other forms of collaboration throughout the year.

## Agencies Serving Seniors and Persons with Disabilities

Seniors and persons with disabilities are frequently targeted for certain types of crime, such as scams, fraud, and abuse. These groups can benefit from knowing their rights and the services that are available to them. Area Agencies on Aging, senior centers, adult protective services, commissions on aging, and community college senior education programs, as well as agencies serving persons with disabilities, can offer outreach opportunities, community education, volunteers, and alliances to improve the safety of seniors and persons with disabilities in your communities.

## Community Liaison Offices

Agencies that serve as liaisons to ethnic groups can bring your NCVRW messages to communities that often do not know their rights or the services available to them as crime victims, regardless of their citizenship status. These offices can share information about criminal justice procedures and can reduce their community members' fear of reporting crime—a common problem among recent immigrants. National Crime Victims' Rights Week offers a great opportunity to involve the leaders of these communities in your planning. Their participation allows you to publicly acknowledge their contributions to the larger community and to encourage their members to exercise their rights and seek services when they need them.

## Consumer Protection Agencies

Some county, state, and even local governments have agencies to protect their citizens from fraud, theft, and irresponsible business practices. Consumer protection staffs can provide the latest information about scams and other forms of financial abuse in their communities. These agencies can provide speakers for your events, facts about recent

patterns of financial crimes in your area, and information about how victims of scams or abusive practices can seek their help.

## Libraries

Public libraries offer unique access to a wide range of community members. Students, seniors, neighborhood leaders, and patrons from every demographic use libraries and their websites to find information and connect with the community. Libraries can host meetings and educational forums, display NCVRW posters, post announcements, or present multimedia displays on crime victims' rights or victim assistance.

## Public Officials

Your federal, state, and local officials can increase the success of your NCVRW campaigns. Through proclamations, official news releases, and their presence at NCVRW ceremonies, mayors, governors, states' attorneys, and other officials underscore the importance of crime victims' rights and lend the power of their offices to your NCVRW observances. You can contact their staffs and invite your elected officials to participate in your NCVRW outreach and events. Your collaboration with elected officials on NCVRW activities may also boost your visibility as a resource for legislation and public policy on crime victim issues in your community.

## Schools

Domestic violence, bullying, child sexual abuse, and other crimes affect millions of children every year. Schools can provide support to these young victims, help prevent violence, and promote justice for children and their families. Partnerships with schools allow you to bring NCVRW messages to children, parents, teachers, administrators, and neighborhoods throughout the school system. You can raise awareness through student art, essays, and public-speaking contests, and honor the winners at NCVRW ceremonies.



# EXTEND YOUR REACH THROUGH PARTNERSHIPS

Students can plan their own outreach campaigns (using school media and art department resources); schools can host educational forums and assemblies, sociodramas, debates, and plays on issues that affect children in your community.

## Workforce Training/Job-Search Centers

Because crime may cause unexpected expenses for victims, its impact on unemployed and underemployed victims can be especially severe. Such victims need to know about their rights and the local services available to them as crime victims. Workforce training centers can post NCVRW information and host events to build awareness about crime and crime victim services in their neighborhoods.

## Military Installations

Domestic violence, sexual assault, shootings, and other crimes take place both within and outside the walls of military installations. Although the Uniform Military Code of Justice differs in some respects from other jurisdictions' criminal codes, military crime victims have rights. These include the right to be treated with fairness and respect, to be notified of court proceedings, to be present at proceedings related to the offense, to be informed about the case, and to receive available restitution. You can work with military victim services officers and communications professionals to promote National Crime Victims' Rights Week in military media and print communications. You may encourage them to hold NCVRW ceremonies and to honor military leaders who have protected the rights of victims under their command.

## Tribal Authorities

Native Americans and Alaska Natives in the vast Indian Territories (more than 55 million acres) experience significantly higher-than-average crime rates. Recently, the federal government has worked intensively with Tribal

police and Bureau of Indian Affairs agents to prosecute more cases and enhance crime prevention and intervention efforts. Ask your colleagues who serve these communities (or local organizations that represent them) to identify the key problems for these populations and how NCVRW outreach could help them. You can reach out to community leaders, seek their suggestions, and work together to promote the priorities they identify. Whenever possible, you can include Native Americans in your events and honor their leaders in your ceremonies.

## Youth-Serving Organizations

Because young people are more likely than any other age group to be victimized by crime, youth-serving organizations have a strong interest in victims' rights and services. NCVRW partnerships with such agencies can help build awareness about crimes against young people, best practices for prevention and intervention, and local resources to protect children and prevent crime. Potential NCVRW partners include the YMCA and YWCA, Campfire USA, Boy Scouts and Girl Scouts, Big Brothers and Big Sisters, City Year, Junior Achievement, International Order of Rainbow for Girls, the Boys' and Girls' Clubs of America, the National Youth Leadership Council, youth athletic leagues, and faith-based youth organizations throughout the nation. You can also partner with parent-teacher organizations and local mentoring programs to publicize and hold NCVRW events. +

Each year, communities throughout the country pool their talent, passion, and experiences to commemorate National Crime Victims' Rights Week. From arts festivals to educational forums, from poetry slams to park displays, from marches to memorials to media campaigns, groups from different backgrounds develop their own traditions to honor victims and advocate for their rights. Every year, the Office for Victims of Crime, in conjunction with the National Association of VOCA Assistance Administrators, supports these special events through its Community Awareness Projects (CAPS) initiative. The awards are selected based on criteria like collaboration, innovation, community impact, media involvement, and experience with victims' issues. As you plan your 2014 activities, this list of past events from communities around the country may help inspire your ideas and creativity. For more CAP project descriptions from prior years, visit <http://cap.navaa.org/previous.html>.

## NCVRW Special Events

### ART EXHIBITS

### BILLBOARD CAMPAIGNS

### CANDLELIGHT VIGILS

### COMMEMORATIVE DISPLAYS

- Garden Ceremonies and Displays
- Pinwheel Displays
- Memorial Quilts and Bricks
- Memorial Walls
- Interactive Displays

### EDUCATIONAL FORUMS

### INFORMATION AND RESOURCE FAIRS

### INITIATIVE ANNOUNCEMENTS

- Native American Initiatives

### MEDIA OUTREACH

### PUBLIC SERVICE ANNOUNCEMENTS

### WALK/RUN EVENTS

### YOUTH-FOCUSED EVENTS

- Art and Essay Activities
- Drama, Poetry, and Choral Performances

## Art Exhibits

Art can be a powerful medium for victims of crime to convey their anguish and pain. But it can also be a transformative expression of hope, strength, and healing.

- In Anderson, South Carolina, the Foothills Alliance presented their "My Path to Healing" art exhibit. Both adult and youth survivors of crime portrayed themes of peace and recovery through paintings, drawings, photographs, and t-shirt designs.
- In Little Rock, Arkansas, the Crime Victims Assistance Association of Arkansas asked local high school students to submit art designs to be displayed in libraries and public buildings throughout the community. One striking portrait showed a weeping young woman on a park bench surrounded by newspaper headlines on the tragic toll of crime.
- In New York, Bronx Independent Living Services posted artwork by crime victims with disabilities on the "Survivor's Page" of its website and also imprinted it on buttons and water bottles.
- In Gainesville, Florida, the Alachua County Victim Services and Rape Crisis Center hosted an "Art in the Park" event. A local park was designated the "Crime Victims' Memorial Park." Families were invited to decorate ceramic tiles and border rocks in memory of loved ones who had been affected by crime.

## Billboard Campaigns

Billboard campaigns are among the most effective strategies for highlighting your National Crime Victims' Rights Week activities. From signs overlooking high-traffic areas to ads on mass transit vehicles, these outlets can spread your messages throughout your community.

- In Dothan, Alabama, the Exchange Center for Child Abuse Prevention displayed billboards in five counties to raise awareness about domestic violence, sexual assault, child abuse, and support for victim services.
- In Glen Carbon, Illinois, the Crime Victims' Memorial Peace Garden created a billboard to promote their theme of "Communities Working in Concert to Meet the Needs of Victims."
- In Farmington, New Mexico, the City of Farmington Police Department created 3D billboards and posters in English and Spanish to promote National Crime Victims' Rights Week and local services.
- In Boston, Massachusetts, the Suffolk County District Attorney's Office promoted their "Say What You Saw" campaign through ads on buses and subways. The ads, placed in high-crime areas, were printed in English, Spanish, Chinese, Haitian, Creole, and Cape Verdean.

## Candlelight Vigils

Few activities are as stunning and symbolic as candlelight vigils. During National Crime Victims' Rights Week, communities gather at these silent, reverent ceremonies to remember those who have died and to honor the families, loved ones, and survivors who remain. The sight of hundreds of people holding candles in the dark can be a powerful portrait of your commitment to victims' rights.

- In Bismarck, North Dakota, the North Dakota Department of Corrections and Rehabilitation partnered with the Minot State University Student Social Work Organization to host a midnight vigil.

- In Enid, Oklahoma, the Youth and Family Services of North Central staged a candlelight vigil on its courthouse grounds to stress the importance of protecting victims' rights.
- Among the hundreds of other organizations that held candlelight vigils were the YWCA Wheeling Family Violence Prevention Program in Wheeling, West Virginia; the Cherokee County Domestic Violence Task Force in Canton, Georgia; and the Southwest Crisis Center in Worthington, Minnesota.

Some communities added new elements to their vigils.

- In Bolivar, Missouri, the Missouri Polk County House of Hope distributed 200 lanterns that were released at night to honor all crime victims.
- In Little Rock, Arkansas, the Arkansas Crime Victims Assistance Association held a "Flashlight Vigil" and provided people with hundreds of key-chain flashlights adorned with crisis-line phone numbers.

## Commemorative Displays

Commemorative displays allow communities to find personalized ways of remembering and honoring crime victims. From quilts to memorial walls, from remembrance gardens to pinwheel displays, from hand-painted tiles to engraved bricks, these rich, visual tributes raise public awareness and ease victims and loved ones through their recovery.

## Garden Ceremonies and Displays

For many victims and families, gardens symbolize renewal. Nature can provide a sense of peace in the face of loss.

- In Anchorage, Alaska, Victims for Justice held their annual "Tree Ceremony." In remembrance of victims, the public tied colored ribbons around trees in a local park. Each ribbon represented victim populations, such as children, women, and the elderly.

- In Nashville, Tennessee, You Have the Power held a public awareness event in its “Children’s Garden,” a park created to honor the memory of children who lost their lives as a result of crime.
- Residents in Little Rock, Arkansas, were invited by the Crime Victims Assistance Association of Arkansas to plant trees and flowers in memory of loved ones.
- In Glen Carbon, Illinois, the Crime Victims’ Memorial Peace Garden Association dedicated its tree-lined memorial. A path through the garden was decorated with stones engraved with crime victims’ rights facts and the names of victims, family members, and friends.

## Pinwheel Displays

Scores of paper and foil pinwheels arranged in high-traffic areas can be an eye-catcher. As they reflect the light and spin in the wind, the pinwheels serve as a public reminder of the effect of crime on young people.

- In Fremont, Nebraska, the Crisis Center for Domestic Abuse/Sexual Assault displayed more than 600 pinwheels in local business parking lots to raise child abuse awareness.
- In Madison, Wisconsin, the Office of Crime Victim Services in the Wisconsin Department of Justice placed pinwheels representing child victims throughout the state, including a display on the Capitol lawn.

## Memorial Quilts and Bricks

Many communities ask local artists and residents to create quilts with images that reflect both the toll of crime and the triumph of recovery.

- In Glenwood Springs, Colorado, the Two Rivers Coalition of Victim Advocacy presented a quilt with squares sewn by victims and survivors. Memorial bricks can also be a stirring tribute to victims and families.

- In Saratoga Springs, New York, the New York Crime Victims’ Task Force sponsored its Annual Bricks Dedication Ceremony. Each year, bricks inscribed with crime victims’ names are placed along a public walkway.
- In Dickinson, Texas, the City of Dickinson Police Department hosted a memorial brick dedication and made bricks available to indigent families.

## Memorial Walls

Memorial walls honor crime victims by displaying the names of people who have lost their lives. They can also be adorned with photos, letters, and artwork from families and friends. Among the hundreds of communities who erected memorial walls were the Delaware Victims’ Rights Task Force in Wilmington, Delaware; the Daviess County Attorney’s Office in Owensboro, Kentucky; and the Crime Victims Assistance Association of Arkansas in Little Rock, Arkansas.

## Interactive Displays

Clothesline Projects involve displaying victim-designed T-shirts that tell the stories of people struggling with the effects of domestic violence and other crimes. Sometimes survivors and loved ones hang victims’ own shirts from the clothesline displays.

- In New Britain, Connecticut, the YWCA of New Britain set up a Clothesline Project and invited individuals to create their own T-shirts or include items from friends and families who were the victims of crime.
- In Panama City, Florida, the Gulf Coast Children’s Advocacy Center, Inc., arranged a “Missing Place at the Table” display. Survivors were welcomed to provide mementos of deceased loved ones to decorate the tables. The “Missing Place at the Table” exhibit was presented at a local mall for a week.

## Educational Forums

National Crime Victims' Rights Week offers a prime opportunity to raise public awareness about the impact of crime and the importance of protecting victims' rights.

- In Noblesville, Indiana, Prevail, Inc., of Hamilton County hosts a "Criminal Justice 'Odyssey' Open House." Community members are given a guided tour through the criminal justice system, with presentations from law enforcement officers, victim service providers, nurses, prosecutors, and judges.
- In Wilmington, Delaware, the Delaware Victims' Rights Task Force holds a survivor seminar to educate the community about the use of technology in preventing crimes and assisting victims.
- The Foothills Alliance in Anderson, South Carolina, bolsters its education events by offering a "Rape and Aggression Defense Class" for women.

## Information and Resource Fairs

- In Prince Frederick, Maryland, the Crisis Intervention Center partnered with law enforcement offices to host the "Southern Maryland Community Resource Fair." Information booths were manned by representatives from the Sheriff's Department, State's Attorney office, and Maryland State Police. Attendees received "Cups of Prevention," coffee cups stuffed with bracelets, pens, and flyers listing local resources.
- In Washington, DC, the Network for Victim Recovery of the District of Columbia (NVRDC) collaborated with other victim service agencies to hold a town hall and community resource fair. The event was streamed live on the Internet. NCRDC also handed out information flyers at Metro train and bus stations.
- In Helena, Montana, the Montana Board of Crime Control held a resource fair at the State Capitol while the legislature was in session.

- In Bayamon, Puerto Rico, Hogar Escuela Sor Maria Rafaela, a service organization for young women who are victims of maltreatment or negligence, presented a "Victims of Crime Services Fair." Participants were invited to share their experiences on how crime had affected them as well as stories about serving crime victims.

## Initiative Announcements

Many organizations took advantage of the increased attention from National Crime Victims' Rights Week to introduce initiatives for improving services to victims and survivors.

- In St. Paul, Minnesota, the Minnesota Alliance on Crime announced a pilot program for training therapy animals to assist victims in their healing process.
- In Winnemucca, Nevada, Winnemucca Domestic Violence Services recognized April as "National Child Abuse Month." They issued a proclamation and held an event they called "Kissed for Hope and Change." Elementary school students wrote notes about their hopes for changes in the community and sent their letters—along with Hershey's Kisses candies—to law enforcement offices.
- In Woodland, California, the Yolo County District Attorney's Office Victim Services Program held a "Gift to the Community" ceremony where local officials announced new services for crime victims.

## Native American Initiatives

Native Americans experience unusually high levels of crime, and rural tribal lands often mean information and support are scarce. Native American jurisdictions are searching for crucial resources to serve their victim populations.

- In Oklahoma City, Oklahoma, the Native Alliance Against Violence (NAAV) promoted awareness events among the state's 38 federally recognized tribes. NAAV



## THEME VIDEO IN ACTION

Last year, Community Awareness Projects found a variety of uses for the Theme Video in their outreach efforts. As you plan your 2014 NCVRW campaigns, you might find some of the following suggestions helpful:

### PLANNING

- Brainstorm with your planning team on how to build your NCVRW campaign and messages and how to best use the Theme Video in your outreach appeals.
- Show the Theme Video to your staff to prepare them for NCVRW activities.
- Use the Theme Video to train and build awareness among your volunteers and interns.
- Use the Theme Video to educate local students about crime victims' rights and to recruit them to participate in NCVRW poster and art contests.

### WEB OUTREACH

- Embed the Theme Video in your organization's website.
- Post a link on your site to the Theme Video on the OVC website or YouTube.
- Link to the Theme Video in your social media outreach.
- Produce a localized NCVRW public service announcement to post on your website or use at presentations.

### CEREMONIES AND EVENTS

- Show the Theme Video at the beginning of your community's candlelight ceremony.
- Open your NCVRW kickoff ceremony with the Theme Video, and ask your speakers to focus their comments on the key video themes.
- Project the Theme Video on a large screen, to run repeatedly before and after your opening events.

### PRESENTATIONS

- Edit the Theme Video to include personal accounts by local victims and survivors and offer the edited video to local advocates or educators for presentations in schools and neighborhoods to show the impact of crime.
- Present the Theme Video at an educational open house or informational meeting.

The Theme Video is available on DVD as part of the hard-copy mailing or online at [www.ovc.gov/ncvrw2014](http://www.ovc.gov/ncvrw2014).

created a "Crime Victims' Rights Toolkit" with tribal-specific information. They also adapted NCVRW graphics for Native American audiences, adding feathers and sunburst designs.

- In Farmington, New Mexico, the City of Farmington Police Department's Victim Assistance Program launched a county-wide media campaign that targeted Navajo reservations.
- In Holbrook, Arizona, the Victim Services Division of the Navajo County Attorney's Office held a symposium that included information on reservation-based crime. The office awarded travel scholarships to assist Native Americans who wanted to attend the event.

## Media Outreach

Throughout National Crime Victims' Rights Week, organizations used wide-ranging media campaigns to advance their NCVRW outreach.

- In Frankfort, Kentucky, the Office of Victims Advocacy with the Kentucky Attorney General issued press releases to commemorate the 25th anniversary of the deadliest drunk-driving bus crash in U.S. history. More than 25 people, mostly children returning from a church youth group, died when their bus was struck by a drunk driver. Parents and representatives from Mothers Against Drunk Driving gave media interviews to highlight the tragedy's anniversary.
- In St. Paul, Minnesota, the Minnesota Alliance on Crime promoted their events with a media blitz that included radio interviews and webinars.
- In Morristown, New Jersey, Jersey Battered Women's Service, Inc., identified key messages and printed them on 3" x 3" stickers that were attached to the front page of the area newspaper. They also placed seven ads in the paper's local supplements and promoted the week with banners on the newspaper's website.

## Public Service Announcements

Each year, victim assistance advocates funnel their passion and creativity into producing powerful public service announcements (PSAs). These videos are often broadcast on local television stations and raise awareness of the needs and rights of crime victims.

- In Hackensack, New Jersey, the YWCA of Bergen County created a 15-second public service announcement that included crime statistics and resource contact information. The PSA ran on movie theater screens for eight weeks.
- In Rapid City, South Dakota, Working Against Violence, Inc., asked local middle school students from video production classes to film PSAs. The videos were posted on agency websites and social media pages. Some aired on a local television station.
- In Bay Minette, Alabama, the Baldwin County District Attorney's Office sponsored one-minute videos from local high school and college students. Several of the videos were shown during a candlelight vigil event. Some were posted on the District Attorney's website and broadcast on local television stations.

## Walk/Run Events

Walk/Run events bring communities together both for fun and for an inspiring victims' rights celebration.

- In Baton Rouge, Louisiana, the FACT Project partnered with the Center for Empowerment to host its 2nd Annual Child Abuse Peace Walk. The 1.21 mile walk culminated at the Louisiana State Capitol where citizens heard from a series of speakers.

Several organizations invited the community to participate in 5K walk/runs.

- The "5K Walk/Run for Awareness" was hosted by the Fairfax County Police Department, Victim Services Section, in Fairfax, Virginia.

- In New Britain, Connecticut, the YWCA of New Britain presented "5K ENOUGH: A Race to End Violence and Speak Out."
- Others held "Walk a Mile in Her Shoes" events, where men raced in women's shoes to show their support for female crime victims. They included organizations like Advocates for Bartow's Children, Inc., in Cartersville, Georgia; the Winnemucca Domestic Violence Services in Winnemucca, Nevada; and the Foothills Alliance in Anderson, South Carolina.

## Youth-Focused Events

Across the nation, young people, one of our most vulnerable populations, are also disproportionately affected by crime. During NCVRW, many organizations make a special attempt to involve community youth in advocacy activities, like art exhibits, drama and chorale performances, and special events.

- In Winnemucca, Nevada, the Winnemucca Domestic Violence Services presented teen dating violence workshops.
- In Fremont, Nebraska, the Crisis Center for Domestic Abuse/Sexual Assault also provided dating safety information during its NCVRW events. The center enlisted the aid of local florists, who agreed to include safe dating tips and resources with homecoming bouquets.

## Art and Essay Activities

By involving schools, parents, and students, NCVRW art and essay activities help entire communities empathize with the trauma of victimization.

- In St. Paul, Minnesota, the Minnesota Alliance on Crime held a children's art contest. The winning artwork was a middle schooler's collage of crime-associated words: hopeful expressions like "Healing" and "Friends" blocked

out words like “Jail” and “Hurt.” The collage was printed in calendars at community art events and local malls.


- In Albuquerque, New Mexico, Enlace Comunitario, an organization dedicated to eliminating domestic violence and promoting healthy families in the Latino immigrant community, presented displays of artwork created by children who witnessed violence.
- In Sanford, North Carolina, HAVEN in Lee County, Inc., held essay contests for students in grades 6-8 and 9-12.
- The Support Center in Omak, Washington, asked college students to write about their experiences with and reflections on crime and its aftermath.

## Drama, Poetry, and Choral Performances

Performing arts activities allow young people to use their creativity and talent to shine a light on the challenges crime victims and their loved ones face each day.

- In Owensboro, Kentucky, the Daviess County Attorney’s Office invited a local high school drama club to entertain young children and teach safety skills through skits and puppet shows.
- In Sanford, North Carolina, HAVEN in Lee County, Inc., held a poetry slam, where young poets performed dramatic readings of their compositions on crime victims’ trauma.
- In Raleigh, North Carolina, the Division of Aging and Adult Services welcomed a high school chorale society to perform the music at the city’s Crime Victims’ Rights Week Ceremony.
- In Little Rock, Arkansas, the Crime Victims Assistance Association was honored to have the historic Little Rock Central High School Choir sing at its NCVRW celebration. +





## SECTION 3 About the Resource Guide Artwork

### Artwork on CD-ROM

Almost all print shops today print from digital art files. For flexibility and convenience, the 2014 NCVRW CD-ROM contains electronic artwork in a variety of formats (also downloadable at [www.ovc.gov/ncvrw2014](http://www.ovc.gov/ncvrw2014)):

- **PDF.** PDFs are widely accessible files that can be opened with Adobe Reader, available for free download at [www.adobe.com](http://www.adobe.com). The CD-ROM contains PDFs in both black-and-white and process colors.

#### TIP: TEXT FIELDS ON FILLABLE PDFS

Some of the artwork on this year's CD-ROM contains text fields that allow users to type directly on the PDF in Adobe Reader. On those pieces (e.g., posters, name tags, table cards, certificates of appreciation), you can easily add your contact information or other data. Simply place your cursor over the appropriate region of the artwork. When you are over a "fillable" text field, the cursor will change to an I-beam. Click on the field to change the I-beam to a text cursor, and begin typing. Alternatively, if you want to insert text in different fonts, sizes, or colors, format your text in Microsoft Word and copy and paste it into the PDF text fields.

- **JPEG.** JPEG files are individual images that can be placed in graphics programs, in various word processing programs, and on websites. Each piece that incorporates this year's theme and poster artwork is available as a JPEG. The CD-ROM includes both black-and-white and color JPEG images in RGB (display colors viewed on computer monitors; see "[A Printing Primer](#)" on page 4 for more information).

#### TIP: USING JPEGs IN WORD

To place JPEG files in Microsoft Word, choose "insert > picture" from the toolbar, and select the desired file from the CD-ROM. To type on top of the image, select the image, go to "format > text wrapping > behind text." Then create a text box and place it over the image. (Make sure the text box does not have a fill or border color selected.)

The 2014 *National Crime Victims' Rights Week Resource Guide* offers a great

selection of professionally developed, original artwork to draw visual attention to your community's NCVRW observance.

By using the 2014 Resource Guide Artwork, which provides space for you to add your local contact information, you become part of the nationwide effort to raise awareness about crime victims' rights and services during National Crime Victims' Rights Week.

### 2014 NCVRW Artwork Elements

This year's artwork highlights the 2014 NCVRW theme—*30 Years: Restoring the Balance of Justice*—celebrating the passage of the Victims of Crime Act 30 years ago and its critical support for victims' rights and services. The theme colors—cornflower blue and black—convey the focus and clarity of purpose of the victims' rights movement through the decades. (See "[A Printing Primer](#)" on page 4.) The fonts used throughout the Resource Guide include (in varying weights) **Abril Display** and **Dharma Gothic M** for the artwork and **Kepler Std** for the text. With the exception of the large and small theme posters, all hard-copy artwork in the mailed version of the Resource Guide is 8½" x 11" with a ¼" margin (*provided in color again this year!*). You can make copies of the artwork on home or office printers using the CD-ROM or on photocopy machines. Much of the artwork also includes space for adding your organization's contact information. (See "[TIP: Text Fields on Fillable PDFs](#)." ) As in years past, all of the 2014 NCVRW Resource Guide artwork is available for free download at [www.ovc.gov/ncvrw2014](http://www.ovc.gov/ncvrw2014).

- **Adobe Creative Suite (CS6).** Adobe Illustrator and InDesign are professional design and layout programs, respectively, used by graphic designers, publishers, and print shops. InDesign CS6 files, as well as the Illustrator CS6 images needed to reproduce this year's artwork, are available in the Theme Artwork Layout folder on the CD-ROM. Creative Suite files are available in process colors as well as black and white.

These three formats (PDF, JPEG, and InDesign) balance versatility with ease of use, enabling you to incorporate this year's artwork into all your NCVRW materials, including news releases, event displays, and giveaways.

***All of the 2014 NCVRW Resource Guide  
Artwork is available for free download  
at [www.ovc.gov/ncvrw2014](http://www.ovc.gov/ncvrw2014).***

## Resource Guide Artwork Contents

### Theme Posters

- **2014 NCVRW Theme Poster.** Press artwork for the official 22" x 28" full-size NCVRW Theme Poster.
- **11" x 17" Theme Posters.\*** A smaller variation of the official 2014 Theme Poster, this 11" x 17" poster comes in both black and white and color and can be printed on standard tabloid-size paper. This poster contains space to add local contact information.

### Theme Artwork

- **Bookmarks.\*** Mix and match these bookmark designs front to back to meet your outreach needs. On some designs, space is available to add local contact information. A heavy paper stock, such as 80-pound cover stock, is recommended for these pieces.

- **Buttons, Logos, and Magnets.\*** Use the provided artwork to create giveaways for your events. Always popular, such items help participants demonstrate their support for crime victims' rights.
- **Certificate of Appreciation.\*** You can use the certificate of appreciation to honor crime victims and those who serve them. Certificates should be printed on parchment, fine paper, or attractive card stock; they should include the recipient's name in calligraphy (either handwritten or typed on the fillable PDF), the name of the public figure or organization presenting the certificate, and the date on which it is presented.
- **Letterhead.\*** This versatile template is perfect for event fliers, news releases, letters of introduction, and other NCVRW documents. You might also feature the names of NCVRW partners, planning committee members, or sponsoring organizations on the letterhead.
- **Name Tags and Table Card.\*** You can enhance the formality of your event by using these templates for name tags and table cards at exhibits, ceremonies, conferences, or any other gathering.
- **Information and Referrals Contact List.\*** This flier listing toll-free numbers and websites for the nation's leading victim-serving organizations is a must-have for every social service agency in your community. You can (with permission) post the list in public spaces (e.g., libraries, community centers, grocery stores), distribute hard copies to local businesses (ask to speak to a human resources representative), or e-mail the electronic version to local victim-serving and public-safety agencies (e.g., shelters, police departments, doctors' offices). *It includes space for local contact information!*

---

\* Physical copies are included in the 2014 NCVRW Resource Guide Artwork folder, which is available to order for a small shipping fee at [www.ovc.gov/ncvrw2014](http://www.ovc.gov/ncvrw2014).



- **Ribbon Cards.\*** These cards work best printed on a heavy paper stock (at least 80-pound cover). To make ribbons for the cards, cut two eight-inch strands of cornflower blue and black ribbon and form a loop; secure the strands to the ribbon card with a two-inch stick pin. Partner with local volunteers (e.g., from schools, civic organizations, or faith-based communities) for help with assembling the ribbon cards.
- **2014 Theme Color Palette.** Theme colors and their values in different color systems help you create your own outreach materials.
- **NEW THIS YEAR! Electronic Billboard Artwork.** Designed for two popular sizes (30' x 10' and 48' x 14'), these digital billboard displays are highly visible ways to publicize National Crime Victims' Rights Week in your community. (Formats vary widely. Contact your local advertising vendor for exact specifications.)
- **NEW THIS YEAR! Facebook Cover and Profile Images.** These JPGs are perfectly sized for use as cover and profile images on Facebook.
- **Web and E-mail Banners.** You can use these NCVRW-themed banners on your website and in your e-mails.

## Public Awareness Posters

- **Public Awareness Posters.\*** The 2014 NCVRW *Resource Guide* features three new public awareness posters (in English and Spanish), which you can personalize with local contact information for use throughout the year:
  - » **“Is there Elder Abuse in your neighborhood?”**  
*Message:* Reach out to older people in your community to prevent abuse.

- » **“Labor trafficking has many faces.”**  
*Message:* Across our country, men, women, and children are trafficked for their labor.
- » **“Crime has a big impact, often on the very small.”**  
*Message:* Children exposed to violence are at increased risk for health and behavior problems.

## Join Forces

Look for local partners to help you produce memorable 2014 NCVRW outreach materials. Businesses or colleges may donate paper, copying services, or ad space. Schools and service organizations may provide volunteers for stuffing envelopes and other outreach activities. Correctional agencies often provide printing and assembly services at reduced fees, and government agencies—including law enforcement—may be willing to offer public affairs staff to design pamphlets and fliers. Help tap your community's spirit of unity and build awareness about the importance of crime victims' rights.

## 2014 Theme Colors

### Cornflower Blue: PMS 285C (60% tint)

*Comparable Colors:*

- C=50, M=27, Y=0, K=0
- R=108, G=160, B=238
- HTML #71a1d6

### Black: PMS Black C

*Comparable Colors:*

- C=0, M=0, Y=0, K=100
- R=3, G=0, B=0
- HTML #000000

## How to Create a QR Code



“QR” (or Quick Response) codes are convenient tools to display information that is usually scanned and processed by mobile devices. You may have seen these square bar codes on marketing posters, bus ads, or discount mailers. QR codes store useful information such as web URLs, contact cards, e-mail addresses, or even product labels. If you want to use QR codes to capture information to use in your NCVRW outreach (for instance, to send viewers to your organization’s homepage), a quick online search will produce many free QR generators. One suggested method is:

1. Go to the Google URL shortener website (<http://goo.gl>). Type in or paste the website URL you need the QR code for.
2. Click “Shorten.”
3. Copy that new URL (in the blue area) as noted.
4. Go to Zend (<http://qrcode.littlweidiot.be>) and select “Hyperlink” on the left side of the window.
5. Paste the shortened URL in the window.
6. Click “Generate B&W” to create a traditional QR code for free.
7. Click on the EPS icon for printing or PNG icon for web use. Those files will begin to download.

For maximum compatibility with QR scanners, keep your QR image at least 1" large on printed materials. It should also be black on white, or in other high-contrast colors. Be sure to test your code to ensure it works properly and sends users to the correct destination. A number of free QR scanning apps are available for download; you can search your preferred app store for compatible programs. +

### A PRINTING PRIMER

You may have wondered why materials printed on your home or office color printer often look different from materials printed by a professional press or posted on the web. The answer lies in how different color systems—CMYK, spot colors, and RGB—are generated.

**CMYK:** Office printers and those used by quick-copy print shops use only four inks—cyan (blue), magenta (red), yellow, and black. These inks are known as CMYK, process inks, or four-color process. These four inks intermix to create a virtually endless range of colors that you see on your printout. There are differences, though, between how these colors appear on a computer monitor and on the printed page (see “RGB” below).

**SPOT COLORS:** Professional “offset” print shops can print products designed for CMYK inks. However, they can also print designs that use spot-color inks, specific colors that are mixed according to precise formulas—usually set by the Pantone Matching System (PMS), a color system widely used by professional printers and designers. By selecting colors from PMS “swatchbooks” (sample books), designers can know exactly what the final printed color will be, regardless of how the design appears onscreen, and can be sure that the colors will be consistent in all products. Organizations often design their logos in spot colors, for example, to eliminate color variations among their printed materials and other branded products. The more spot colors a design requires, the more it costs to print.

**RGB:** Monitors, which are fundamentally different from printers, display color through varied mixtures of red, green, and blue (RGB) light rather than through pigmented inks. Red, green, and blue light values are added and subtracted to create different perceptions of color, and each monitor is calibrated to display color a little differently. In addition, web browsers often use a very limited RGB spectrum. As a result of these limitations in web browsers and variations in monitor calibrations, online images and websites may appear different to various users.

Each of these three color systems has its own spectrum and distinct color values. It is possible to approximate (but not exactly reproduce) colors from one system (e.g., spot colors) in another color system (e.g., CMYK). For the greatest color consistency when printing or reproducing artwork, use the color system in which the artwork was created.



## SECTION 4

# Communicating Your Message: *Media Tips & Tools*

National Crime Victims' Rights Week provides an opportunity to spotlight challenges faced by crime victims and to highlight the long struggle to establish victims' rights. It was with bipartisan support that Congress enacted the Victims' of Crime Act in 1984, and this year's theme—*30 Years: Restoring the Balance of Justice*—celebrates three decades of championing crime victims' compensation and supporting crime victim assistance programs around the nation. By planning a comprehensive public awareness media campaign for your NCVRW outreach, you can engage your members, local organizations, and the wider public in the important work of providing crime victims in our community with both the short- and long-term help they need.

## The New Media Landscape

Traditionally, outreach to the public and policy makers meant getting mainstream coverage from newspapers, television news, and local radio. Building relationships with the individual journalists and producers who cover crime stories for these outlets in your media market remains a critical method of educating the public and communicating with policy makers.

Increasingly, however, to capture public attention, you will also need to develop a social media strategy—which is easier than you may think. Social media can be the cheapest, fastest, and most effective method to reach a wide audience. Social media is powerful because in addition to alerting traditional journalists to important stories, it is a way to build relationships and public engagement with messages that are unfiltered by the mainstream media. (Learn more below.)

## Engaging with the Media

Most reporters and producers look for a current event or “news hook” for their stories—even if they are planning coverage ahead of time. National Crime Victims' Rights Week is a perfect opportunity to focus the media's attention on crime issues relevant to your local community.

A little basic research goes a long way. You can use online search engines to look up local crime victim stories, and note which reporters cover these stories in your area and their contact information. Your local library or its online reference service may also keep media directories and resources, but as reporters change their subject focus and outlets often, it is always good to check with the relevant news desk or outlet website.

Some reporters include their e-mail address or Twitter handle at the end of their stories. If a particular reporter or news outlet does a good piece on crime victims, send the link around via e-mail or share it on Facebook and Twitter to your members. This way you are both informing people and promoting the work of a reporter or outlet who may be interested in your stories in the future. (For more on using social media, see [“How to Create a Social Media Campaign”](#) later in this section.)

If your agency is holding a newsworthy event, either for National Crime Victims' Rights Week or any time during the year, send out social media invitations and alerts, and contact your local reporters by phone or e-mail. Briefly describe the event and offer yourself as a resource. Reporters are on tight deadlines, so anything you can give them ahead of time is useful. They will often ask for a local or human-interest angle. Questions to be prepared for include: Has a local victim triumphed over tragedy or found a way to help other victims restore their lives? Is there a victim who would be willing to share his or her story? Do you have a reliable source for up-to-date statistics on a particular kind of crime? (Refer to

the “Statistical Overviews” in Section 6 of this guide.) Have there been any other recent examples of the crime you are discussing in your area or in other communities around the country? Who could brief the reporter on the current status of the law in this area? Can your organization’s director provide an on-the-record comment? Always ask for the reporter’s deadline. For news stories you may only have a few hours to turn around a comment or other information; investigative or feature pieces may afford more time.

### Sample News Release

You can use the sample news release in this section as a guide to help write your own NCVRW release or to provide a model for colleagues to use in publicizing your local events. The news release announces National Crime Victims’ Rights Week, explains the theme, quotes the director of the U.S. Department of Justice’s Office for Victims of Crime, and encourages your local audience to contact your organization for information or to help observe the week. Be sure to share your releases and media advisories with colleagues and other professionals who share your mission or have partnered with you to plan NCVRW events.

Send out your NCVRW release *at least 10 days* before your event to reporters and partner organizations. Be sure to post the release on your Facebook page and tweet about it to your Twitter followers. You can use the 10-day lead time to follow up with reporters and partner organizations, find spokespeople, answer questions, and create media kits for each important event. The media kits should include your organization’s contact information, names and e-mails for leadership or spokespeople, your mission statement or description of your work, and information about your event.

### Public Service Announcements

Many media outlets offer free air time for public service announcements (PSAs) to publicize events of interest to the community. Radio stations, in particular, may have significant amounts of time to fill and may be receptive to

a request to air your NCVRW PSA. This section includes three sample scripts—for a 15-second, 30-second, and 60-second PSA—on National Crime Victims’ Rights Week. Also included in the accompanying Resource Guide DVD is a 60-second pre-produced television PSA intended to raise the public’s awareness of human trafficking, how anyone can be a victim, and that survivors of this crime have very diverse backgrounds and experiences. You can create your own PSA spot or work with your local stations to produce an announcement about National Crime Victims’ Rights Week and your organization’s contributions to the community. Be sure to include your organization’s name, phone number, and website in your public service announcement so that viewers and listeners can contact you. To increase the likelihood that your local media will air your PSA, contact them at least two months before National Crime Victims’ Rights Week (early February, at the latest). Talk to the producer, explain why the week is so important, and mention that you have already prepared PSAs about the week. When you send your script or PSA to your local reporters or television stations, include a cover letter with your contact information and the reasons why National Crime Victims’ Rights Week is important for your community.

### Sample Letter to the Editor

Readers’ letters and comments are often the most read sections of newspapers and news websites. They are great tools for building awareness about National Crime Victims’ Rights Week. Use the sample letter in this section for inspiration. Newspapers generally publish letters that respond to either previous or current articles or discuss news events in the community. Ideally you would be able to cite a reliable recent study, quote statistics about the crime or issue, or stress the need for more research about crimes that are often hidden or underreported. Letters that are endorsed by multiple community groups will get more attention from editors. Consider asking local law enforcement officers or other organizations to partner with you or write their own letters for National Crime Victims’ Rights Week to highlight the needs of crime victims and how the public can help.

## Sample Op-Ed Column

Newspaper editorial pages—both on paper and online—are highly popular among readers. As you research local crime coverage, think about which crimes are particularly of concern to your community and how they have affected victims' lives. Have gangs or online bullying made teenagers feel unsafe at home or at school? Have seniors been robbed or abused by people they know? Does your local Rape Crisis Center need more community support? Choose your topic, and scan for coverage in your newspaper or local news website editorials. Note the length and other guidelines for submitting an opinion editorial. You might also contact someone you know at the newspaper, explain the importance of National Crime Victims' Rights Week, and ask how to maximize the chances of having your op-ed published. The sample news release in this section can be used a model for yours.

## How to Create a Social Media Campaign

Social media is increasingly used in the communications world, and offers another method of getting your messages out to a wide variety of audiences. You may want to sign up for Facebook, Twitter, LinkedIn, YouTube, and other such media, all of which increase your ability to reinforce your messages. Many public agencies and nonprofits have ventured into social media and are beginning to learn the benefits of crafting messages that can "go viral" with the click of a button. Reporters and the general public often head online to look for information and resources, and it's worth investing some time in learning how to effectively communicate this way. Whatever your organization's goals—building public awareness, reaching victims, attracting donors, or gaining members—social media can supplement your traditional media outreach and help you achieve them. This section includes some social media basics that will help you get started and guide your use of these highly effective tools.

## Sample Social Media Status Updates

This section includes status updates that you can post on Facebook, Twitter, or other social media during National Crime Victims' Rights Week and during the entire month of April. Each update is a brief point of information related to victimization, crime, or National Crime Victims' Rights Week. All sample Twitter updates are limited to 140 characters so you won't need to edit them before posting. You might also want to substitute status updates about your local NCVRW events and ask your followers to post them on their Facebook pages or retweet them for maximum publicity and community engagement.

## Other Outreach Tips

- Plan a comprehensive strategy that includes traditional media, social media, and statements and letters by the public officials you have asked to speak, and a series of key messages you want your audiences to understand.
- Contact editors, producers, or station managers by phone, e-mail, or mail *at least a month in advance* of National Crime Victims' Rights Week (two months for PSAs). Follow up *two weeks prior* to it as well.
- Ask your local officials to issue NCVRW proclamations, write letters to the editor and opinion editorials (op-eds), speak at your events, and mention National Crime Victims' Rights Week as they conduct their official duties. Thank them for their contributions, post Facebook updates and tweet about them, and publicize them in your news release and outreach materials. Retweet and promote on social media any good articles or segments about crime or victims' rights.
- After your NCVRW events, send high-quality video or high-resolution photos or digital images to your local television stations or newspapers (with your contact information and cell phone number, if possible, and alert them in advance that photos or video are coming).



## Advocating for Victims with the Media

Communicating your message requires working effectively with reporters while also advocating for and being sensitive to victims' needs. Reporters prioritize collecting information quickly to meet deadlines, and even those who are well meaning may not be aware of the best ways to approach crime victims. Victims who agree to speak with reporters may need information and support to handle interviewers, photographers, and camera-people. Victim advocates can play a key role in helping reporters get crucial information while ensuring victims are treated with sensitivity, and that their name, location, or other private information are not revealed without their consent. This section includes tips to help you navigate this process. +



The purpose of a news release is to generate media coverage of your local NCVRW events. The sample news release below begins by announcing a typical National Crime Victims' Rights Week opening ceremony. You can edit the headline and the first two paragraphs to feature what is happening in your area.

**FOR IMMEDIATE RELEASE**

[Date]

**CONTACT:**

[Name/Title/Agency]

[Phone number]

[E-mail]

**[Your City] Celebrates 30th Anniversary of Victims of Crime Act**  
*National Crime Victims' Rights Week Celebrates Progress, Works Toward Future Goals*

**[City/State]** — April 6 marks the beginning of National Crime Victim's Rights Week.

*[If you are presenting awards during your ceremony:]*

[Your City] will commemorate our nation's progress in advancing victims' rights by honoring [name, title] and [name, title], champions in advocating for expanded support and services to communities affected by crime. *[Provide a paragraph about each honoree.]*

This year's theme—*30 Years: Restoring the Balance of Justice*—presents a perfect opportunity to salute [honorees] and their long-term commitment to aiding crime victims. As we celebrate three decades of defending victims' rights, we are reminded of how far we have come—and how much work is yet to be done.

Only 30 years ago, crime victims had virtually no rights and no assistance. The criminal justice system often seemed indifferent to their needs. Victims were commonly excluded from courtrooms and denied the chance to speak at sentencing. They had no access to victim compensation or services to help rebuild their lives. There were few avenues to deal with their emotional and physical wounds. Victims were on their own to recover their health, security, and dignity.

Today, the nation has made dramatic progress in securing rights, protections, and services for victims. Every state has enacted victims' rights laws and all have victim compensation programs. More than 10,000 victim service agencies now help people throughout the country. In 1984, Congress passed the bipartisan Victims of Crime Act (VOCA), which created a national fund to ease victims' suffering. Financed not by taxpayers but by fines and penalties paid by offenders, the Crime Victims Fund supports victim services, such as rape crisis and domestic violence programs and victim compensation programs that pay many of victims' out-of-pocket expenses from the crime, such as counseling, funeral expenses, and lost wages.

Victims' rights advocates have scored remarkable victories over the last 30 years. But there is still a lot of work to be done. As we move forward, we are increasingly expanding our reach to previously underserved victim populations, including victims of color, American Indians and Alaska Natives, adults molested as children, victims of elder abuse, and LGBTQ victims. Over three decades, VOCA pioneered support efforts for victims of once-hidden crimes, like domestic and sexual violence. Today, we are shining a spotlight on other abuses that have long been unreported and often not prosecuted—hate and bias crimes, bullying, and sex and labor trafficking, among others.

"Our commitment to reaching every victim of crime is stronger than ever," said Joye E. Frost, Director, Office for Victims of Crime (OVC), U.S. Department of Justice. "For 30 years, VOCA has represented hope, healing, and justice. Our message to all victims of crime is this: You are not alone."

National Crime Victims' Rights Week will be held April 6–12 in communities throughout the nation. In Washington, DC, the U.S. Department of Justice will kick off the week with OVC's annual Service Awards Ceremony to honor outstanding individuals and programs that serve victims of crime. [Your City/County/State] will observe National Crime Victims' Rights Week with special events and programs, including *[list examples and attach summary of main events]*.

OVC encourages widespread participation in the week's events and in other victim-related observances throughout the year. For additional information about 2014 National Crime Victims' Rights Week and how to help victims in your community, please contact [agency/organization] at [area code/telephone number] or visit [agency's website] at [web address]. For more ideas on how to volunteer to help crime victims, visit the Office for Victims of Crime website, [www.ovc.gov](http://www.ovc.gov). +

####

*[Your Organization's Mission Statement]*

## 15-Second PSA

Every year, millions of people have their lives changed forever by crime. They are our family, neighbors, friends, and colleagues. April 6-12 is National Crime Victims' Rights Week, a time to reach out and help crime victims rebuild their lives. To find out what you can do, call [agency name] at [phone number] or visit [www.VictimsofCrime.org](http://www.VictimsofCrime.org).

## 30-Second PSA

Every year, millions of people have their lives changed forever by crime. They are our family, neighbors, friends, and colleagues. Many will have life-changing injuries or need ongoing care and support. We can all reach out to victims, listen to what they need, and help them rebuild their lives. To find out what you can do, contact [agency name, number, URL] or visit [www.VictimsofCrime.org](http://www.VictimsofCrime.org).

## 60-Second PSA

Every year, millions of people have their lives changed forever by crime. They are our family, neighbors, friends, and colleagues. Crime victims often struggle to work, pay bills, or support their loved ones. Many have life-changing injuries and need long-term care and support. April 6-12 is National Crime Victims' Rights Week. It's a time we can all reach out to crime victims, listen to what they need, and help them rebuild their lives. To find out what you can do, call [agency name, number, URL] or visit [www.VictimsofCrime.org](http://www.VictimsofCrime.org). +

### WHAT ARE PSAS AND HOW DO I USE THEM?

PSAs (public service announcements) are short messages given to radio or television stations to broadcast at no cost to the organization that submits them. They may be produced on film, videotape, DVD, CD, or audiotape, or as a computer file.

### HOW DO I GET THEM TO AIR?

First, contact your local radio or television stations to inquire about their policies on airing PSAs and their submission guidelines. Broadcast media (radio and television) are required by the Federal Communications Commission (FCC) to serve "in the public interest." Most stations donate about a third of their commercial spots to non-commercial causes; in other words, if a station has 18 minutes of commercials in a given hour, six of those minutes will probably be devoted to PSAs.

Also ask who is in charge of selecting which PSAs are run. This person could be the:

- public affairs director
- traffic director
- program director
- promotions manager, or
- station manager.

Once you've made contact with the stations, let them know you will be sending a PSA to air. Include information about your organization in the delivery, such as a cover letter and pamphlet. Follow up five days later with a phone call to ask if the PSA was received and when it will be aired. *Continue to follow up on bi-weekly basis if you have trouble reaching the station manager. Persistence is key.*

### COMMUNITY ACCESS AND PUBLIC TELEVISION

Many towns have local cable (sometimes called community access) and college stations. Locate the name of station manager and follow the same procedure as above.

### YOUR WEBSITE OR SOCIAL MEDIA SITES

You also may upload the PSAs to your website, Facebook, or YouTube, and use additional outreach efforts (e.g., press release, social networking status updates) to drive viewers to your site.

Newspapers often print letters in response to previous news items or opinion pieces. By writing a letter to the editor, you can link National Crime Victims' Rights Week to a current local, state, or national issue to show why readers should care about the rights and concerns of crime victims. The following sample letter cites a news item about elder abuse, and discusses both the hidden nature of this crime and the devastating effect on victims. It calls for the public to take the opportunity this National Crime Victims' Rights Week to reach out to their neighbors and connect with older people in their community.

You may focus your letter on a specific crime or trend covered by the newspaper, or you might ask a local criminal justice official, such as your district attorney or state attorney general, to write a letter explaining the importance of National Crime Victims' Rights Week from his or her perspective.

Before writing your letter, check your newspaper's submission guidelines. Letters to the editor should be brief—no more than 250 to 300 words. Begin by citing the article to which you are responding, and then state your main point. Write two or three brief paragraphs to support your argument, and end your letter with a concluding statement. When you submit the letter, include your full contact information (name, address, e-mail address, and phone numbers) so that the newspaper can contact you if it decides to print your letter. If the newspaper does not publish your letter, you might submit it to a local organization that publishes a newsletter, or you may choose to post it on your website. You may also post links to the letter on your Facebook, Twitter, and other social media pages.

## Shining a Light on the Hidden Crime of Elder Abuse

As America ages, we are only beginning to grapple with the challenges posed by crimes against older people.

Your important article "Elderly Abuse — Around the Corner, Across the Street" (3/18/14) should stand as a timely warning to all of us about what is a largely hidden problem.

Readers would have been shocked and moved by the story of the home-bound Etta—who was rarely visited by her family. She came to rely on a new friend to drive her to appointments, pay bills, and buy groceries—only for it to be discovered months later that this "friend" had been forging checks and stealing jewelry. Worse, Etta was found confined to a chair, malnourished, with the electricity cut off, the telephone disconnected, and her blood pressure dangerously low.

This may be an extreme case, but it is important to understand that it is not uncommon, and that elder abuse can take many forms. Older people within a wide age range (from the 60s to over 90s) of all income levels and social situations are vulnerable. Abuse occurs in the home, in assisted living facilities, and in the wider community. As in Etta's story, this abuse most often happens at the hands of trusted people, such as friends and caregivers. But the emerging research suggests that elders are most likely to be abused by their own family members, including partners, spouses, children, and grandchildren.

As well as physical and mental abuse, older people can be particularly targeted for financial fraud. It is not just those over 75 like Etta, who we might expect could have challenges with decreased mental, physical, and mobility capacity, who are at risk. Older adults on the brink of retirement with money to invest and those perceived to have resources to exploit are also prime targets.

April 6-12 is National Crime Victims' Rights Week. It is an opportunity for all of us to do what we can to ensure the older people in our neighborhoods, and in our own families, are safe from neglect and exploitation. It can be as easy as dropping by once a week, listening to their concerns, and helping out where you can. It only takes a few minutes, but it could mean the world to them. +

*(Your name)*

*(Your Organization)*

*(Your City, State)*

## Young People and the Cycle of Violence

Daniella is afraid every morning she takes the school bus. The 12-year-old tries to keep to herself, but the bullies always find her. She takes days off school when she can't face the taunts, the slaps, the hair-pulling, or the negative comments posted to her Facebook page, and now her grades are slipping.

Michael tries to protect his mom when his father hits her, but he knows that when his parents think he is asleep, the shouting and hitting will start up again. He wonders if it is his fault. He considers running away from home, but that would mean leaving his little sister behind.

Tina and her friends take the long way home from middle school, because it is not safe to cut through the park anymore. Last month, a man offered one of her friends a cigarette and then took her inside his car. In the same week, a teenager from the local high school was shot near the library, and now everyone is afraid to walk that way too.

These are not isolated stories. More than half of America's children and teens are in some way exposed to violence in their homes, schools, and neighborhoods every year, according to a 2009 U.S. Department of Justice study. Many are victims of violence themselves, but many more will witness violent crimes or share the trauma when their families, school friends, or neighborhoods are targets of violence and abuse. Unfortunately, many of these young people will experience violence from multiple sources, compounding the trauma and its effects.

The consequences of this kind of exposure can be difficult to measure, but the harm is real.

We know that children and teens exposed to violence are more likely to experience anxiety, depression, and post-traumatic stress. They are more likely to abuse drugs and alcohol. They are also more likely to fail school, be absent from school, and experience learning difficulties. These children are also more likely to enter into, and stay in, abusive relationships, and they are also at higher risk of going on to commit crimes themselves.

This cycle of violence and harm has ripple effects throughout communities. Children exposed to violence develop an insecure view of the world around them. They often feel unsafe. When they encounter future problems, they may not trust that their parents, teachers, or police can protect or help them.

Our understanding of the effect of violence on children and teens is growing. With this knowledge, we need to raise awareness of the consequences of children growing up in fear, and develop networks of services and interventions aimed at promoting safe communities.

At-risk families need access to counseling and support services to help them support their children and break the cycle of violence and fear. It is critical for communities to also actively support teachers, law enforcement, and victim service providers with the funding and training they need to support and protect children in their daily work.

As a community we must take care of our children. We can publicize the National Child Abuse Hotline (1-800-4-A-CHILD) and encourage people to report suspected abuse of children.

A good place to start for all of us is by listening to young people and being engaged in their lives. We can be watchful of the common warning signs of a child affected by crime—such as changes in sleeping and eating habits, withdrawing from friends or adults, school absenteeism, and unexplained fearfulness.

Children need to know that the violence they have experienced is not their fault. They need to stay connected with safe environments provided by schools, sporting groups, and afterschool pursuits—places we should ensure are free of violence and fear.

This week (April 6-12) is National Crime Victims' Rights Week, a time where communities come together with vigils and events in support of victims of crime.

It is time to forge a new commitment to protecting children and reducing their exposure to violence of all kinds. The consequences of not addressing the violence children experience are serious. But the rewards—happy, secure youth and safe, thriving communities—are enormous and long-lasting.

If you're interested in learning more about the effects of violence on children, the U.S. Department of Justice has produced a video series *Through Our Eyes: Children, Violence, and Trauma*, available at [www.ovc.gov/pubs/ThroughOurEyes/index.html](http://www.ovc.gov/pubs/ThroughOurEyes/index.html). They have also launched the Defending Childhood initiative to address the exposure of America's children to violence as victims and as witnesses. For more information on this initiative, visit [www.justice.gov/defendingchildhood/index.html](http://www.justice.gov/defendingchildhood/index.html). +



Social media offers powerful tools to assist with all your outreach goals. You can use Facebook, Twitter, YouTube, Instagram, WordPress or Blogger, LinkedIn, and several other social media forums to publicize events, share information, enlist volunteers, raise funds, and instantly reach communities that share your goals and interests. More than 97% of nonprofits now use some form of social media, making it easier for you to reach the communities you want to engage online.

Your social media strategies for National Crime Victims' Rights Week will depend on your organization's overall communications goals, the platforms you now use, your staff's knowledge, and the amount of time and resources you are able to invest in building and maintaining your online presence. Your campaign should use social media to complement rather than replace your website and traditional media outreach. You don't want to miss the advantages offered by these great tools to enhance your NCVRW outreach.

---

## Social Media Platforms

The building blocks of your campaign are the social media platforms now available for free or for modest fees. As you develop your strategies and identify your communications goals, you need to know the key facts about various social media, the investment they require, and the capabilities they offer to your organization. Among the most important tools are:

### Facebook

Whatever your goals or your desired audience, you have a great chance of reaching them on Facebook. Because Facebook claims to have more than 1.11 billion active users, you may want to start with this tool, especially if you have time to maintain only one social media platform. According to the [Pew Research Center](#), more than 50 percent of all U.S. adults are on Facebook; another study by [Comscore](#) shows that in 2011 users spent 1 of every 8 online minutes sharing content and making contacts on the site.

Facebook business pages must be linked to the personal profile of a designated individual who sets up the business or "fan" page. For instructions on how to complete that process, visit Facebook's [signup instructions page](#). Once you have signed up and established your URL (Uniform Resource Locator), you can begin posting content you want to share, visiting the Facebook pages of organizations in your field, "liking" them, and perhaps sending messages or (where allowed) posting on their Facebook pages and those of their

fans (people who "like" them). You can post photos, videos, company content, invitations to upcoming events, and links back to your website. You can also join groups that are relevant to your strongest interests. To build your Facebook community, reach out to organizations and groups you want to engage with, post on their Facebook pages if allowed, or send them messages. With some groups, you may need to send e-mails to invite them to "like" your Facebook page and become one of your fans. The resulting dialogue will help support and shape your Facebook strategy.

### Twitter

Twitter is a "microblog," an information-sharing network made up of 140-character messages called tweets. It's an easy way to send and receive links to the latest news related to subjects you care about. Twitter offers instant communication with an online community. Once you have [set up your own account](#), you should choose a Twitter handle (username) that other "Tweeps" (Twitter peeps) will recognize (often the name or nickname for your business). You can then use Twitter to establish instant connections with others in your industry or field of interest, and follow a steady stream of ideas, content, links, and resources.

Because Twitter users see themselves as a support network, it is particularly important to begin using the platform by following others and observing what they have to say. It is useful to search for the name of your organization to see what is being said about you, and search topics

# HOW TO CREATE A SOCIAL MEDIA CAMPAIGN

and organizations that interest you. After you set up your account, you can begin following others, following their followers, retweeting their tweets, and promoting them to your audience. You will then find ways to weigh in on a conversation and promote your event, project, or policy. Learn how to use Follow Friday (#FF) lists that recommend others to follow you, and recruit others by posting on other platforms (like your Facebook page) that you have joined Twitter, and link back to your Twitter page. Once people start following you, you can ask to be retweeted and include in your retweet request links to your website and other social media. Be sure to respond immediately to others' tweets and mentions of your organization. You will then be on your way to promoting your organization's goals.

## YouTube

YouTube, a video platform, is one of the world's most visited sites on the Internet. You will need a digital camcorder, webcam, or digital camera or cell phone with video capacity, as well as someone who knows how to use those tools. To begin, set up a [YouTube channel](#) for your organization, which will be linked with any other Google accounts you have. Choose a name that matches your brand, and post your channel URL on your Facebook page and other social network profiles. You can also apply for a nonprofit-specific YouTube account, which gives you more features, such as the ability to add clickable "asks" on top of videos and upload longer videos.

If you decide to use YouTube, you might begin by posting a video about your work, featuring your staff and your success stories. You can use YouTube to upload recordings of presentations you've given, share slides from presentations, and share videos of interviews with experts or with those from your organization who can offer tips in your subject matter expertise. Post links to these videos (or the videos themselves) on your Facebook page, and tweet about them. You can engage with the YouTube community by leaving comments and even uploading video responses to the videos of other organizations. Before, during, and after National

Crime Victims' Rights Week, YouTube users post great videos on crime victims' rights, which you can re-post and share throughout all of your social media networks.

## Instagram

Instagram is a highly popular photo-sharing site that enables you to upload and share photos with your online network. Unlike photo archiving sites like [Flickr](#) and [Picasa](#), Instagram allows users to apply filters and other effects to give their photos special vibrancy or an aged, vintage look. Once you have set up an [Instagram account](#), you can snap photos of your NCVRW events on your mobile devices and give your followers a sneak peek before you post them on your website. You can expand the audience for your photos by "[tagging](#)" them with keywords to identify or organize them on Instagram. If someone in your organization gives an NCVRW presentation, you can take a photo and post it on Instagram and Facebook, and tweet about it on Twitter. You will have the opportunity to expand your audience and your NCVRW publicity.

## WordPress or Blogger

If you are interested in sharing more in-depth communications with your community, you may want to consider starting a blog (or weblog). [WordPress](#) and [Blogger](#) are two excellent platforms to host your blog. To maintain the interest of your audience, post at least once or twice a week, and be sure to link to your blog from your Facebook and Twitter pages, and vice versa. If you don't have time for a blog, you can always post statements and information on your website, particularly during National Crime Victims' Rights Week.

## LinkedIn

You can use LinkedIn, an online professional network, to connect with any of its 259 million members. LinkedIn offers organizations, as well as individuals, the opportunity to set

up profiles and network with others, share information, ask questions, participate in discussions, and promote events and causes. LinkedIn users build a presence by inviting others to join their networks and also by joining LinkedIn groups (such as LinkedIn's "Social Media for Nonprofits" group). First, visit [LinkedIn](#), click on "Companies," select "Add Company," and then follow the setup wizard for creating your company profile. Focus on keywords from your mission statement and whatever data you want to include. Then you can search the site for other professionals and organizations in your field, invite them to connect with you, follow them, send messages, ask questions, and join groups (searchable by name and subject area). Begin by sharing information and asking questions; be sure to learn and follow LinkedIn [etiquette](#), such as always responding quickly to invitations to connect. You can update your profile regularly and arrange your settings so that your connections see each change. After several months on LinkedIn, you will be ready to share information and invite others to your NCVRW events.

## Making a Plan

Before diving into social media, meet with your staff to develop a *realistic* social media plan. You may be surprised to learn how much time is required to launch and sustain a robust social media presence. [Social Media for Social Good: A How-to Guide for Nonprofits!](#) says that large nonprofits with successful social media outreach average 15 hours on Facebook, Twitter, and YouTube; 5 hours on photograph sites; and 10 hours on their blogs each week. Although such allotments are probably unrealistic for smaller organizations, you should plan to devote at least two hours a week to Facebook, for example, if you choose that medium, and post at least twice a week.

You should also clarify your goals in using social media. What do you want to accomplish? What audiences are you trying to reach, and what do you want them to know or do? Your overall and NCVRW social media goals should be specific (e.g., reach 200 local Facebook users with NCVRW messages, invite five new groups to your NCVRW events).

Aim to make your goals measurable, achievable, important to your organization, and time-limited. For example, in a period of two months, you would like to gain 200 local Facebook fans for your organization and sign them up to send someone to an NCVRW event. Think about how you will follow up with these fans throughout the year. Then choose the social media tool that will best suit your goals, assign appropriate staff members to manage these media, and create a balanced [social media policy](#) for your organization. Then you can jump in!

If you decide to use social media, you should remember that these tools are two-way communications vehicles for sharing information and supporting users—not a one-way bulletin board to promote your organization. On Twitter, in particular, experts suggest tweeting or retweeting at least 10 times for every tweet devoted strictly to your organization's goals. Also, the quality of the content you post is the key to your success. Organizations with successful social media campaigns focus on providing content that is new and of value to their visitors. By posting excellent content, sharing generously, and responding quickly on all your platforms, you will build the community and the reputation you want to achieve.

*Note:* The National Center for Victims of Crime invites you to post NCVRW photos and information on our NCVRW Facebook wall, [www.facebook.com/NCVRW](http://www.facebook.com/NCVRW), during April 2014. If you are on Twitter, please follow us at [@CrimeVictimsOrg](https://twitter.com/CrimeVictimsOrg) and tweet using the #2014NCVRW hashtag. We are happy to retweet your messages and share information about your events or other outreach, and we encourage you to do the same. +

# SAMPLE SOCIAL MEDIA STATUS UPDATES

Below are status updates that you can post on Facebook and Twitter in the lead up to and during National Crime Victims' Rights Week. The Twitter updates are all 140 characters or fewer, and ready to use. You may use these items on any date you choose, and you can also write your own status updates (see [sidebar](#)), particularly to alert your audience about your local events.

## Facebook Status Updates

Below is a list of status updates to use as Facebook posts. In your posts, you can also include related photos or graphics (e.g., the 2014 NCVRW logo), as well as your fans' responses.

- This year marks 30 years of VOCA's role in rebuilding the lives of crime victims. Visit OVC to learn more about this law and how it helps restore the balance of justice. [www.ojp.usdoj.gov/ovc/about/victimsfund.html](http://www.ojp.usdoj.gov/ovc/about/victimsfund.html)
- Share photos and announcements about your NCVRW planning and events at [www.facebook.com/ncvcfan](http://www.facebook.com/ncvcfan). The National Center for Victims of Crime will share your posts with other advocates on Facebook and their other social media outreach throughout April.
- See past National Crime Victims' Rights Week Community Awareness Projects via the National Association for VOCA Assistance Administrators and find ways to network with advocates in your community. [www.navaa.org/cap/previous.html](http://www.navaa.org/cap/previous.html)
- National Crime Victims' Rights Week begins April 6. Visit the Office for Victims of Crime National Crime Victims' Rights Week website for information about resources and help in planning events and activities. [www.ovc.gov/ncvrw2014](http://www.ovc.gov/ncvrw2014)
- Today marks the beginning of National Crime Victims' Rights Week! Please share with victim advocates you know and let us know what events you're planning.
- Looking for information about victims of assault, domestic violence, stalking, child abuse, sexual assault, and other crimes? Download the Help Series brochures from the Office for Victims of Crime, Office of Justice Programs, U.S. Department of Justice. [www.ovc.gov/pubs/helpseries/index.html](http://www.ovc.gov/pubs/helpseries/index.html)

- How have you used the theme video from National Crime Victims' Rights Week? Tell us in the comments and share your activities with other activists.
- Visit [www.victimsofcrime.org/training](http://www.victimsofcrime.org/training) for updates about the National Center for Victims of Crime National Conference in Miami this September, a great opportunity to learn from and network with other victim advocates.

### TIP: EMBEDDING LINKS IN FACEBOOK

To embed a link in your Facebook status, copy the URL into the status field and wait momentarily until Facebook generates a thumbnail and page description. Then delete the URL text you copied, enter the rest of your status text, and post.

- Visit the National Association of Crime Victim Compensation Boards for information on crime victim compensation in your state: [www.nacvcb.org/index.asp?sid=6](http://www.nacvcb.org/index.asp?sid=6)
- Follow the National Crime Victims' Rights Week Resource Guide Partners to learn about the activities of other victim advocates and to get the resources you need for your NCVRW 2014 activities. See Section 7 of the resource guide for the partner list: [www.ovc.gov/ncvrw2014](http://www.ovc.gov/ncvrw2014)
- Share "Taking Action: the Advocates Guide for Assisting Victims of Financial Fraud" with your followers and spread the word about the dangers of fraud this National Crime Victims' Rights Week. [www.victimsofcrime.org/taking-action](http://www.victimsofcrime.org/taking-action)



- April is National Child Abuse Prevention Month! Visit our partners at HHS to get informed and learn how you can help protect kids. <https://www.childwelfare.gov/preventing/preventionmonth>
- April is National Sexual Assault Awareness Month! Find out how to support victims of sexual assault in our schools, college campuses, workplaces, and the wider community. <http://www.nsvrc.org/saam/sexual-assault-awareness-month-home>

## Twitter Status Updates

Below is a list of suggested tweets for you to share with your followers:

- National Crime Victims' Rights Week begins April 6. Visit [www.ovc.gov](http://www.ovc.gov) for information about resources and events. #NCVRW2014
- National Crime Victims' Rights Week is April 6-12, 2014. Search #NCVRW2014 to stay connected!
- National Crime Victims' Rights Week 2014 starts today! We celebrate 30 Years: Restoring the Balance of Justice #NCVRW2014
- This year we celebrate 30 years of advancing victims' rights through VOCA. Learn more: <http://ow.ly/q1P4p> #NCVRW2014
- Visit <http://1.usa.gov/bj3d6u> to order a copy of the #NCVRW2014 resource guide.
- Download the #NCVRW2014 resource guide free at <http://ow.ly/q1N9L> for tips on observing National Crime Victims' Rights Week
- Free resources are available to help victims of financial fraud this #NCVRW2014. Download here: <http://ow.ly/q1NmI>
- Download free awareness posters for your #NCVRW2014 activities! <http://ow.ly/q1NrP>
- Looking for ways to get involved in #NCVRW2014? Find ways to raise awareness here: <http://ow.ly/q1NuA>
- April is National Sexual Assault Awareness Month. Visit <http://ow.ly/q1Nxk> or follow @NSVRC for info! #NCVRW2014
- Get statistics and talking points for your #NCVRW2014 activities: <http://ow.ly/q1NAc>
- Do you know any victims of crime? Have you been victimized? Get helpful info from the #NCVRW2014 resource guide: <http://ow.ly/q1N9L>
- Visit <http://ow.ly/q1N9L> Section 7 to learn more about the National Crime Victims' Rights Week guide partners #NCVRW2014
- Need inspiration for your #NCVRW2014 event? See Section 2 of the NCVRW Resource Guide for #victim centered quotes <http://ow.ly/q1N9L>
- See Section 2 of the #NCVRW2014 Resource Guide for other key events in 2014 <http://ow.ly/q1N9L> and stay active in supporting victims
- Learn how to protect yourself from fraud this #NCVRW2014 and how to assist others: <http://ow.ly/q1NmI>
- OVC offers a calendar of upcoming #victim assistance events. Learn more or add your training at <http://ow.ly/q1NDo> #NCVRW2014
- Want to network with #victim advocates? Visit [VictimsofCrime.org/training](http://VictimsofCrime.org/training) for updates on the @CrimeVictimsOrg National Conference in Miami
- Use this #NCVRW2014 to learn about the power of DNA to help #victims. Visit <http://ow.ly/q1NIL> or follow @DNA\_Answers
- OVC hosts a searchable database of victims' rights laws. Learn more: <http://ow.ly/q1NM9> #NCVRW2014



- Stalking is a crime, not a joke. Get the facts: <http://ow.ly/q1NQj> @SRC\_NVCV #NCVRW2014
- Learn from #victim assistance professionals: presentations are available from @CrimeVictimsOrg's 2013 conference. <http://ow.ly/q1NSq>
- OVC's TTAC offers free trainings on victim advocacy and assistance. Learn more here: <http://ow.ly/rpGhK> #NCVRW2014
- April is National Child Abuse Prevention Month! Learn more at: <http://ow.ly/rpLET> #NCVRW2014
- April is National Sexual Assault Awareness Month! Get resources for your campaign: <http://ow.ly/rpLR7>
- April 7-11 is National Youth Violence Prevention Week. Learn how to engage your community: <http://ow.ly/rpMKA> #NCVRW2014
- More than half our kids are exposed to violence every year #NCVRW2014 <http://ow.ly/rpNtS>
- Are the older people in your neighborhood safe? We can all to more to prevent #ElderAbuse #NCVRW2014
- Across America men, women, and children are trafficked for their labor. Find out more: <http://ow.ly/rpOvn> #NCVRW2014 +

## MORE TIPS FOR SOCIAL MEDIA POSTS

In addition to Facebook and Twitter status updates, you can use the following ideas to generate more NCVRW posts on your social media sites.

- Download NCVRW theme artwork from the Resource Guide CD-ROM or the [Office for Victims of Crime](#) website, including NCVRW-specific Facebook cover and profile images.
- Post photos or videos of your organization's NCVRW planning or events.
- Post photos of your NCVRW event speakers on your Facebook page (in advance of the events), and promote them on Twitter and your other social media.
- [Download the app](#) for Instagram, a photo-editing platform for iPhone or Android users that converts your photos to clear, small images and allows you to add filters to those images. Instagram interfaces with Twitter, Facebook, and other platforms.
- Upload posters from the Office for Victims of Crime [gallery of awareness posters](#) on crime- and victim-related topics to your social media platforms.
- Post links to NCVRW op-eds or news releases in your local newspaper or television station website.
- Post links to the NCVRW statements or proclamations of your local or state officials (and include brief blurbs about these statements).
- Allow other Facebook users to post stories, event reminders, pictures, and updates on your wall. [Change your Facebook settings to "open settings," and be sure to monitor your wall every day for negative or offensive posts.]
- Check the Facebook pages of the 2014 NCVRW Resource Guide Partners (see "Additional Resources" in Section 7 of the NCVRW Resource Guide) and "like" these partners or link to them.
- Ask your Facebook fans and Twitter followers to post your status updates on their social media networks.
- Post current and recent NCVRW videos from [YouTube](#).

Media coverage of crime greatly influences public perceptions about victims. Particularly in the immediate aftermath of crimes, as reporters rush to meet deadlines, their reporting may not reflect the desired sensitivity to traumatized victims. Because many television and print reporters do not receive training in how to interact with victims, you have an opportunity to help them approach crime stories with sensitivity. As a victim advocate who understands the perspective of victims and knows what reporters need to write their stories, you can play a key role in advocating for victim-sensitive coverage of crime.

## Tips for Reporters

In writing news stories about crime, reporters have the difficult task of seeking interviews from victims and conducting those interviews in an ethical manner when victims agree to speak. Advocates can help reporters prepare to speak with victims by offering suggestions about how to approach the victim so that he or she feels comfortable and safe. If reporters are open to some tips for approaching crime victims, you can share the following guidelines<sup>1</sup> about how reporters can handle interviews.

- Give the victim a reason to speak with you by explaining the purpose of the story, the fact that it will be published, and why the victim's participation is important;
- Tell the victim how much time you need and observe that time limit;
- Courteously accept the victim's refusal if he or she is unwilling to be interviewed;
- If the victim says no, express interest in a future interview, leave a business card or send an e-mail with your contact information, and ask for the names of others who may be willing to speak.

## Asking for the Interview

- Recognize that the victim may be coping with shock and trauma;
- Approach the victim without equipment—notebooks, tape recorders, cameras, and lights—and try to make a human connection;
- Introduce yourself as a reporter, give the victim your name and title, and briefly explain what you hope to achieve with your story;
- Express concern for the victim by saying “I am sorry for what happened to you” or “I am sorry for your loss”;
- Ask victims how they would prefer to be addressed, and observe that preference in all your questions;

## Logistics and Other Considerations

- Make the victim comfortable—offer a chair or suggest a comfortable, safe place to talk;
- Respect victims' space—because people in trauma often do not want to be touched, hand the microphone to the victim and explain how to adjust it;
- Ask permission to record the interview;
- Clarify ground rules—explain that anything victims say may be used in the interview; give victims permission to turn off the microphone if they want to say something they do not want included.

<sup>1</sup> Bonnie Bucqueroux and Anne Seymour, *A Guide for Journalists Who Report on Crime and Crime Victims*, (Washington, DC: Justice Solutions, 2009), 2-10, accessed November 8, 2013, <http://www.mediacrimevictimguide.com/journalistguide.pdf>.

## Victim Advocacy during Interviews

With the help of victim advocates, reporters can approach the interview with sensitivity toward the victim and the understanding that he or she may be undergoing trauma associated with the crime. Advocates who are present during the interview can step in if the reporter's questions become too pointed or difficult or if the victim seems to be getting upset. By making victims' needs a priority, advocates can keep the interview on track and encourage the reporter to do so as well.

## Tips for Victims

Advocating for victims with the media also includes helping victims decide whether to accept interviews, how to minimize invasions of their privacy, and how to exercise their rights and options in dealing with reporters. Advocates can also help victims anticipate questions and prepare how to answer them.

## Before the Interview

By giving victims the following checklist of questions and walking through it with them, you can help victims decide whether to participate in an interview:

1. *What are your goals in speaking to the media?* What purpose do you hope the interview will serve? Will it help the community know more about your loved one or understand the impact of crime on victims? Are you willing to answer questions from reporters who might not understand your pain or your point of view?
2. *Would the interview invade your privacy?* If you are still struggling with the emotional, physical, or financial impact of the crime, would speaking to a reporter disturb you or make you feel violated? You may want to discuss the pros and cons with a victim advocate before making your decision.
3. *Does refusing the interview increase your control over what is published about the crime?* Denying an interview will not prevent publicity about your case. If the story is newsworthy, the media will publish the story with or without interviewing you. Also, an interview may provide you with an opportunity to offer your perspective on the crime.
4. *Would you prefer that someone else speak for you?* If you would rather not be interviewed, you may ask someone else—an attorney, victim advocate, clergy member, another family member, or friend—to represent you in media interviews. That person can also release written statements on your behalf or accompany you to interviews if you decide to accept them.
5. *Would granting an interview affect the investigation or prosecution of the crime?* Giving an interview may compromise the investigation or prosecution of a crime. You may want to speak with an advocate or attorney before deciding to grant an interview.
6. *Do you want to set conditions for the interview?*  
Although reporters and producers may not agree to the conditions you suggest, if they want your interview they will most likely comply with reasonable requests. You have the right to ask or express your wishes about:
  - » Time and location of the interview
  - » Visiting the set or location before an interview
  - » Advance information about questions, the reporter's angle, or plans for using your interview
  - » Requesting a victim's advocate, lawyer, or support person be present
  - » Issues you will not discuss
  - » Requesting a specific reporter or producer
  - » Protecting your identity (through silhouettes and electronic distortion of your voice)
  - » Excluding children and other family members from the interview
  - » Excluding photos and other images you find offensive

- » Excluding offenders or other participants you might object to.

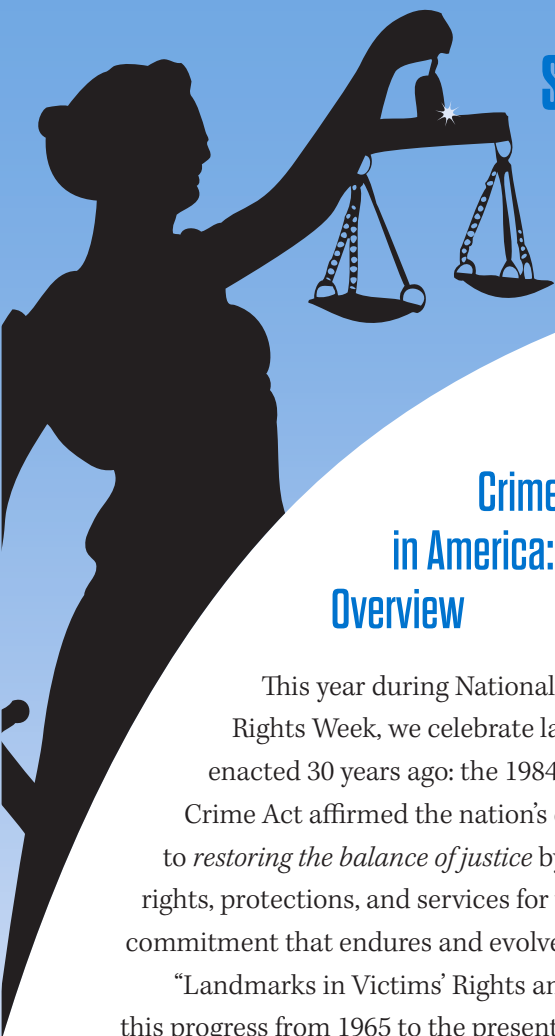
## Preparing Victims for the Interview

You can share the following tips with victims who decide to agree to interviews:

1. You may bring someone to provide support.
2. You may prepare for the interview by having an advocate list questions the reporter may ask and rehearsing responses.
3. You may refuse to answer a question by:
  - » Polite refusal: Saying, “I’m sorry, but I don’t want to talk about that.”
  - » Bridging: Change the subject to what YOU want to talk about. Answer by saying, “what is really important about that issue is...” and then talk about what you think the audience should know.
4. Never speak “off the record.” Reporters may publish or broadcast anything you say.
5. If you don’t know the answer to a question, simply say you don’t know. Don’t guess or speculate.
6. You may request a correction if the article that is published is inaccurate or you are quoted out of context. Newspapers and other outlets may publish corrections and television news may correct serious errors (although the option to do so is theirs). You can also complain to management at the news outlet prior to publication or broadcast if the reporter was aggressive, insensitive, or obtained information dishonestly.
7. You may refuse a follow-up interview, even if you have previously agreed to be interviewed a second time.

Victim advocates can play a key role in mediating between reporters and victims, especially when victims are feeling vulnerable and under stress. The victim, his or her family, and the wider community have an important interest in ensuring that media coverage is sensitive, accurate, and does not put the victim under duress or at risk. +





## SECTION 5

# Landmarks in Victims' Rights & Services: *An Historical Overview*

## Crime Victims' Rights in America: An Historical Overview

This year during National Crime Victims' Rights Week, we celebrate landmark legislation enacted 30 years ago: the 1984 Victims of Crime Act affirmed the nation's commitment to *restoring the balance of justice* by securing legal rights, protections, and services for victims of crime—a commitment that endures and evolves to this day.

"Landmarks in Victims' Rights and Services" outlines this progress from 1965 to the present by highlighting the creation and growth of national and community victim service organizations, the passage of key federal and state legislation, notable court decisions, groundbreaking reports and studies, and the advances of victim assistance approaches to helping crime victims. It tells the story of our nation's capacity to help victims rebuild their lives.

Let these milestones inform your speeches, op-ed columns, media interviews, and other education efforts during National Crime Victims' Rights Week and throughout the year. Thirty years after this turning point in the struggle for justice, we have much to celebrate and, still, much to strive for.

### KEY FEDERAL VICTIMS' RIGHTS LEGISLATION

1974	Child Abuse Prevention and Treatment Act
1980	Parental Kidnapping Prevention Act
1982	Victim and Witness Protection Act
1982	Missing Children's Act
<b>1984</b>	<b>Victims of Crime Act</b>
1984	Justice Assistance Act
1984	Missing Children's Assistance Act
1984	Family Violence Prevention and Services Act
1985	Children's Justice Act
1988	Drunk Driving Prevention Act
1990	Hate Crime Statistics Act
1990	Victims of Child Abuse Act
1990	Victims' Rights and Restitution Act
1990	National Child Search Assistance Act
1992	Battered Women's Testimony Act
1993	Child Sexual Abuse Registry Act
1994	Violent Crime Control and Law Enforcement Act
<b>1994</b>	<b>Violence Against Women Act</b>
1996	Community Notification Act ("Megan's Law")
1996	Antiterrorism and Effective Death Penalty Act
1996	Mandatory Victims' Restitution Act
1997	Victims' Rights Clarification Act
1998	Crime Victims with Disabilities Awareness Act
1998	Identity Theft and Deterrence Act
2000	Trafficking Victims Protection Act
2001	Air Transportation Safety and System Stabilization Act (established September 11th Victim Compensation Fund)
2003	PROTECT Act ("Amber Alert" law)
2003	Prison Rape Elimination Act
2003	Fair and Accurate Credit Transactions Act
<b>2004</b>	<b>Justice for All Act</b> , including Title I The Scott Campbell, Stephanie Roper, Wendy Preston, Louarna Gillis, and Nila Lynn Crime Victims' Rights Act
2006	Adam Walsh Child Protection and Safety Act
2010	Tribal Law and Order Act

*It is in **JUSTICE** that the ordering of society is centered.*

—ARISTOTLE (384 BC - 322 BC)

---

## 1965

- The first crime victim compensation program is established in California.
- By 1970, five additional compensation programs are created in New York, Hawaii, Massachusetts, Maryland, and the U.S. Virgin Islands.

## 1972

- The first three victim assistance programs are established:
  - » Aid for Victims of Crime in St. Louis, Missouri.
  - » Bay Area Women Against Rape in San Francisco, California.
  - » D.C. Rape Crisis Center in Washington, DC.

## 1973

- The results of the first annual National Crime Victimization Survey are released. The survey, commissioned by the President's Commission on Law Enforcement and the Administration of Justice, asks U.S. household members about their exposure to crime. It is intended to complement the FBI's annual compilation of crimes reported to law enforcement agencies.

## 1974

- The Law Enforcement Assistance Administration (LEAA) funds the first victim/witness programs in the Brooklyn and Milwaukee District Attorneys' Offices and seven other offices through a grant given to the National District Attorneys Association to establish model assistance programs for victims, encourage victim cooperation, and improve prosecution.
- The first law enforcement-based victim assistance programs are established in Fort Lauderdale, Florida, and Indianapolis, Indiana.
- Congress passes the Child Abuse Prevention and Treatment Act, which establishes the National Center on Child Abuse and Neglect. The new Center establishes an information clearinghouse and provides technical assistance and model programs.

## 1975

- The first "Victims' Rights Week" is organized by the Philadelphia District Attorney.
- Citizen activists from across the country unite to expand victim services and increase recognition of victims' rights through the formation of the National Organization for Victim Assistance (NOVA).



## 1976

- The National Organization for Women forms a task force to examine the problem of battering. It calls for research into the problem, along with money for battered women's shelters.
- The first national conference on battered women is sponsored by the Milwaukee Task Force on Women in Milwaukee, Wisconsin.
- In Fresno County, California, Chief Probation Officer James Rowland creates the first victim impact statement to provide the sentencing court with an objective inventory of victim injuries and losses.
- The first hotline for battered women is started by Women's Advocates in St. Paul, Minnesota.
- Women's Advocates and Haven House in Pasadena, California, establish the first shelters for battered women.
- Nebraska and Wisconsin become the first states to abolish the marital rape exemption.

## 1977

- The National Association of Crime Victim Compensation Boards is established by the existing 22 state victim compensation programs to foster a nationwide network of compensation programs.
- Oregon becomes the first state to enact a mandatory arrest law in domestic violence cases.

## 1978

- The National Coalition Against Sexual Assault is formed to combat sexual violence and promote services for rape victims.

- The National Coalition Against Domestic Violence (NCADV) is organized as a voice for the battered women's movement on a national level.
- Parents Of Murdered Children, Inc. (POMC), a self-help support group, is founded in Cincinnati, Ohio.
- Minnesota becomes the first state to allow probable cause (warrantless) arrests in cases of domestic assault, whether or not a protection order has been issued.

## 1979

- Frank G. Carrington founds the Crime Victims' Legal Advocacy Institute, Inc., to promote the rights of crime victims in the civil and criminal justice systems. The nonprofit organization is renamed VALOR, the Victims' Assistance Legal Organization, in 1981.
- The Office on Domestic Violence is established in the U.S. Department of Health and Human Services (later closed in 1981).
- The World Society of Victimology is formed to promote research relating to crime victims and victim assistance, advocate for victims' interests, and advance cooperation of international, regional, and local agencies concerned with crime victims' issues.

## 1980

- Mothers Against Drunk Driving (MADD) is founded after the death of 13-year-old Cari Lightner, who was killed by a repeat drunk-driving offender. The first two MADD chapters are established in Sacramento, California, and Annapolis, Maryland.
- Congress passes the Parental Kidnapping Prevention Act of 1980.

- Wisconsin passes the first “Crime Victims’ Bill of Rights.”
- The first National Day of Unity is established in October by NCADV to mourn battered women who have died, celebrate women who have survived the violence, and honor all who have worked to end domestic violence.
- The first Victim Impact Panel is sponsored by Remove Intoxicated Drivers (RID) in Oswego County, New York.

## 1981

- President Ronald Reagan proclaims the first national “Crime Victims Week” in April.
- The abduction and murder of six-year-old Adam Walsh prompts a national campaign to raise public awareness about missing children and enact laws to better protect children.
- The Attorney General’s Task Force on Violent Crime recommends that a separate national task force be created to examine victims’ issues.

## 1982

- In a Rose Garden ceremony, President Reagan appoints members to the Task Force on Victims of Crime, which holds public hearings in six cities across the nation to focus attention on the needs of crime victims. The Task Force’s Final Report offers 68 recommendations that become the framework for the advancement of new programs and policies. Its final recommendation, to amend the Sixth Amendment of the U.S. Constitution to guarantee that “...the victim, in every criminal prosecution, shall have the right to be present and to be heard at all critical stages of judicial proceedings...” becomes a vital source of new energy to secure constitutional amendments for victims’ rights in each state.

- The Victim and Witness Protection Act of 1982 brings “fair treatment standards” to victims and witnesses in the federal criminal justice system.
- California becomes the first state to amend its constitution to address the interests of crime victims by establishing a constitutional right to victim restitution.
- The passage of the Missing Children’s Act of 1982 helps guarantee that identifying information about missing children is promptly entered into the FBI National Crime Information Center (NCIC) computer system.
- Congress abolishes, through failure of appropriations, the Law Enforcement Assistance Administration; many grassroots and system-based victim assistance programs close.

## 1983

- The Office for Victims of Crime (OVC) is established by the U.S. Department of Justice within the Office of Justice Programs to implement recommendations from the President’s Task Force on Victims of Crime. OVC establishes a national resource center, trains professionals, and develops model legislation to protect victims’ rights.
- U.S. Attorney General William French Smith establishes a Task Force on Family Violence, which holds six public hearings across the United States.
- U.S. Attorney General Smith issues the first *Attorney General Guidelines for Victim and Witness Assistance*, which outlines standards for federal victim and witness assistance and the implementation of victims’ rights contained in the federal Victim and Witness Protection Act of 1982.
- In April, President Reagan honors crime victims in a White House Rose Garden ceremony.

- The First National Conference of the Judiciary on Victims of Crime is held at the National Judicial College in Reno, Nevada, with support from the National Institute of Justice. Conferees develop recommendations for the judiciary on victims' rights and services.
- President Reagan proclaims the first National Missing Children's Day in observance of the fourth anniversary of the disappearance of six-year-old Etan Patz.
- Wisconsin passes the first Child Victim and Witness Bill of Rights.
- The International Association of Chiefs of Police Board of Governors adopts a Crime Victims' Bill of Rights and establishes a Victims' Rights Committee to focus attention on the needs of crime victims by law enforcement officials nationwide.
- The National Minimum Drinking Age Act of 1984 is enacted, providing strong incentives to states to raise the minimum age for drinking to 21, saving thousands of young lives in years to come.
- The Spiritual Dimension in Victim Services in Charleston, South Carolina, is founded to involve the faith community in violence prevention and victim assistance.
- Congress passes the Family Violence Prevention and Services Act, which earmarks federal funding for programs serving victims of domestic violence.
- Concerns of Police Survivors (COPS) is organized at the first police survivors' seminar held in Washington, DC, by 110 relatives of officers killed in the line of duty.
- A victim/witness notification system is established within the Federal Bureau of Prisons.

## 1984

- The passage of the Victims of Crime Act (VOCA) establishes the Crime Victims Fund, made up of federal criminal fines, penalties, and bond forfeitures, to support state victim compensation and local victim assistance programs.
- President Reagan signs the Justice Assistance Act, which establishes a financial assistance program for state and local government and funds 200 new victim service programs.
- The National Center for Missing and Exploited Children is established as the national resource agency for missing children. The Center was mandated as part of the Missing Children's Assistance Act of 1984.
- The Task Force on Family Violence presents its report to the U.S. Attorney General with recommendations for action, including improving the criminal justice system's response to battered women and establishing prevention and awareness activities, education and training, and data collection and reporting.

## 1985

- The Crime Victims Fund deposits total \$68 million.
- The National Victim Center (renamed the National Center for Victims of Crime in 1998) is founded in honor of Sunny von Bülow to provide a strong national voice on behalf of crime victims and to educate Americans about the devastating effect of crime on our society.

- The United Nations General Assembly adopts the Declaration of Basic Principles of Justice for Victims of Crime and Abuse of Power that serves as the basis for victim service reform at national and local levels throughout the world.
- President Reagan announces the Child Safety Partnership to enhance private sector efforts to promote child safety, clarify information about child victimization, and increase public awareness of child abuse.
- The U.S. Surgeon General issues a report identifying domestic violence as a major public health problem.

## 1986

- The Crime Victims Fund deposits total \$62 million.
- OVC awards the first grants to support state victim assistance and compensation programs.
- Two years after its passage, the Victims of Crime Act is amended by the Children's Justice Act to provide funds specifically for the investigation and prosecution of child abuse.
- More than 100 victim advocates meet in Washington, DC, at a forum sponsored by NOVA, and formally agree to seek a federal constitutional amendment on victims' rights.
- Rhode Island passes a victims' rights constitutional amendment granting victims the rights to restitution, to submit victim impact statements, and to be treated with dignity and respect.
- MADD's "Red Ribbon Campaign" enlists motorists to display a red ribbon on their automobiles, signaling a pledge to drive safely and soberly during the holidays. (This national public awareness effort has since become an annual campaign.)
- By year's end, 35 states have established victim compensation programs.

## 1987

- The Crime Victims Fund deposits total \$77 million.
- The National Victims' Constitutional Amendment Network and Steering Committee are formed at a meeting hosted by the National Center for Victims of Crime. This initiative becomes instrumental in the passage of victims' rights amendments throughout the United States.
- Security on Campus, Inc., (SOC) is established by Howard and Connie Clery, following the tragic robbery, rape, and murder of their daughter, Jeanne, at Lehigh University in Pennsylvania. SOC raises national awareness about crime and victimization on our nation's campuses.
- The American Correctional Association establishes a Task Force on Victims of Crime.
- NCADV establishes the first national toll-free domestic violence hotline.
- October is officially designated as National Domestic Violence Awareness Month to honor battered women and those who serve them.
- In a 5-4 decision, the U.S. Supreme Court rules in *Booth v. Maryland* (482 U.S. 496) that victim impact statements are unconstitutional (in violation of the Eighth Amendment) when applied to the penalty phase of a capital trial because "only the defendant's personal responsibility and moral guilt" may be considered in capital sentencing. Significant dissenting opinions are offered.
- Victims and advocates in Florida, frustrated by five years of inaction by their legislature on a proposed victims' rights constitutional amendment, begin a petition drive. Thousands of citizens sign petitions supporting constitutional protection for victims' rights. The Florida legislature reconsiders, and the constitutional amendment appears on the 1988 ballot.

## 1988

- The Crime Victims Fund deposits total \$93 million.
- OVC sets aside funds for the Victim Assistance in Indian Country grant program to provide direct services to Native Americans by establishing “on-reservation” victim assistance programs in Indian Country.
- The National Aging Resource Center on Elder Abuse is established by a cooperative agreement among the American Public Welfare Association, the National Association of State Units on Aging, and the University of Delaware. Renamed the National Center on Elder Abuse, it provides information and statistics on this issue of growing concern.
- *State v. Ciskie* is the first case to allow the use of expert testimony to explain the behavior and mental state of an adult rape victim. The testimony is used to show why a victim of repeated physical and sexual assaults by her intimate partner would not immediately call the police or take action. The jury convicts the defendant on four counts of rape.
- The Drunk Driving Prevention Act is passed, and all states raise the minimum drinking age to 21.
- Victims’ rights constitutional amendments are introduced in Arizona, California, Connecticut, Delaware, Michigan, South Carolina, and Washington. Florida’s amendment is placed on the November ballot, where it passes with 90 percent of the vote. Michigan’s amendment passes with more than 80 percent of the vote.
- OVC sponsors the first “Indian Nations: Justice for Victims of Crime” conference in Rapid City, South Dakota.

- Amendments to the Victims of Crime Act legislatively establish the Office for Victims of Crime, elevate the position of Director by making Senate confirmation necessary for appointment, and encourage state compensation programs to cover victims of domestic violence, homicide, and drunk driving. In addition, VOCA amendments, at the behest of MADD and POMC, add a new “priority” category for funding victim assistance programs for “previously underserved victims of violent crime.”
- OVC establishes a Federal Emergency Fund for victims in the federal criminal justice system.

## 1989

- The Crime Victims Fund deposits total \$133 million.
- In a 5-4 decision, the U.S. Supreme Court reaffirms in *South Carolina v. Gathers* its 1987 decision in *Booth v. Maryland* that victim impact evidence and arguments are unconstitutional when applied to the penalty phase of a capital trial. Again, significant dissenting opinions are offered.
- The legislatures in Texas and Washington pass victims’ rights constitutional amendments. Both are ratified by voters.

## 1990

- The Crime Victims Fund deposits total \$146 million.
- Congress passes the Hate Crime Statistics Act, requiring the U.S. Attorney General to collect data on the incidence of certain crimes motivated by prejudice based on race, religion, sexual orientation, or ethnicity.



- The Student Right to Know and Campus Security Act, requiring institutions of higher education to disclose murder, rape, robbery, and other crimes on campus, is signed into law by President George H.W. Bush.
- Congress passes the Victims of Child Abuse Act, which features reforms to make the federal criminal justice system less traumatic for child victims and witnesses.
- The Victims' Rights and Restitution Act of 1990 incorporates a Bill of Rights for federal crime victims and codifies services that should be available to victims of crime.
- Congress passes legislation proposed by MADD to prevent drunk drivers and other offenders from filing bankruptcy to avoid paying criminal restitution or civil fines.
- The Arizona petition drive to place the victims' rights constitutional amendment on the ballot succeeds, and the amendment is ratified by voters.
- The first National Incidence Study on Missing, Abducted, Runaway, and Thrownaway Children in America finds that in a one-year period there were as many as 450,000 runaways; 127,000 throwaways; 438,000 children who were lost, injured, or otherwise missing; 4,600 children abducted by nonfamily members; and 114,600 children who were targets of attempted abduction by nonfamily members.
- The National Child Search Assistance Act requires law enforcement to enter reports of missing children and unidentified persons into the FBI's NCIC computer system.
- U.S. Representative Ileana Ros-Lehtinen (R-FL) introduces the first Congressional Joint Resolution (H.R.J. Res. 247) to place victims' rights in the U.S. Constitution.
- California State University, Fresno, approves the first bachelor's degree program in victimology in the nation.
- The National Center for Victims of Crime releases *America Speaks Out*, a report on the first national public opinion poll to examine citizens' attitudes about violence and victimization.
- In a 7-2 decision in *Payne v. Tennessee* (501 U.S. 808), the U.S. Supreme Court reverses its earlier decisions in *Booth v. Maryland* (1987) and *South Carolina v. Gathers* (1989) and rules that testimony and prosecutorial arguments commenting on the murder victim's good character, as well as how the victim's death affected his or her survivors, do not violate the defendant's constitutional rights in a capital case.
- U.S. Attorney General William P. Barr issues new comprehensive guidelines that establish procedures for the federal criminal justice system to respond to the needs of crime victims. The 1991 *Attorney General Guidelines for Victim and Witness Assistance* implement new protections of the Crime Control Act of 1990, integrating requirements of the Crime Victims' Bill of Rights, the Victims of Child Abuse Act, and the Victim and Witness Protection Act.
- The American Probation and Parole Association establishes a Victim Issues Committee to examine victims' issues and concerns related to community corrections.
- The New Jersey legislature passes a victims' rights constitutional amendment, which is ratified by voters in November.
- Colorado legislators introduce a victims' rights constitutional amendment on the first day of National Crime Victims' Rights Week. The bill is unanimously passed by both Houses to be placed on the ballot in 1992.

1991

- The Crime Victims Fund deposits total \$128 million.



- In an 8-0 decision, the U.S. Supreme Court rules in *Simon & Schuster v. New York Crime Victims Board* that New York's notoriety-for-profit statute was overly broad and unconstitutional. Notoriety-for-profit statutes had been passed by many states by this time to prevent convicted criminals from profiting from the proceeds of depictions of their crimes in the media or publications.
- The Washington Secretary of State implements the nation's first Address Confidentiality Program, which provides victims of domestic violence, stalking, and sexual assault an alternative, confidential mailing address and secures the confidentiality of two normally public records—voter registration and motor vehicle records.
- By the end of 1991, seven states have incorporated victims' rights into their state constitutions.
- In a unanimous decision, the U.S. Supreme Court, in *R.A.V. v. City of St. Paul*, strikes down a local hate crimes ordinance in Minnesota. The ordinance had prohibited the display of a symbol that one knew or had reason to know "arouses anger, alarm or resentment in others on the basis of race, color, creed, religion or gender," and was found to violate the First Amendment.
- Five states—Colorado, Kansas, Illinois, Missouri, and New Mexico—ratify victims' rights constitutional amendments.
- Twenty-eight states pass anti-stalking laws.
- Massachusetts passes a landmark bill creating a statewide computerized domestic violence registry and requiring judges to check the registry when handling such cases.

## 1992

- The Crime Victims Fund deposits total \$221 million.
- The National Center for Victims of Crime releases *Rape in America: A Report to the Nation*, a groundbreaking study that includes data on rape frequency, victims' reporting rate to police, the impact of rape on victims' mental health, and the effect of media disclosure of victim identities on reporting rape to law enforcement.
- The Association of Paroling Authorities International establishes a Victim Issues Committee to examine victims' needs, rights, and services in parole processes.
- Congress reauthorizes the Higher Education Bill, which includes the Campus Sexual Assault Victims' Bill of Rights.
- The Battered Women's Testimony Act, which urges states to accept expert testimony in criminal cases involving battered women, is passed by Congress and signed into law by President George H.W. Bush.

## 1993

- The Crime Victims Fund deposits total \$144 million.
- Wisconsin ratifies its victims' rights constitutional amendment, bringing the total number of states with these amendments to 14.
- Congress passes the International Parental Kidnapping Act, which makes a federal felony the removal of a child from the United States or keeping a child outside of the United States with the intent to obstruct the lawful exercise of parental rights.
- President William J. Clinton signs the "Brady Bill," requiring a waiting period for the purchase of handguns.
- Congress passes the Child Sexual Abuse Registry Act, establishing a national repository for information about child sex offenders.
- The National Center for Victims of Crime launches INFOLINK (later renamed the "National Crime Victim Helpline"), a toll-free service that provides trained victim advocacy and support for victims of all types of crime.

- Twenty-two states pass anti-stalking statutes, bringing the total number of states with anti-stalking laws to 50, plus the District of Columbia.

## 1994

- The Crime Victims Fund deposits total \$185 million.
- The American Correctional Association Victims Committee publishes the landmark *Report and Recommendations on Victims of Juvenile Crime*, which offers guidelines for improving victims' rights and services within the juvenile justice system.
- Six additional states pass victims' rights constitutional amendments—the largest number ever in a single year—bringing the total number of states with amendments to 20. States with new amendments include Alabama, Alaska, Idaho, Maryland, Ohio, and Utah.
- President Clinton signs a comprehensive package of federal victims' rights legislation as part of the Violent Crime Control and Law Enforcement Act. The Act includes:
  - » The Violence Against Women Act (VAWA), which authorizes more than \$1 billion in funding for programs to combat violence against women.
  - » Enhanced VOCA funding provisions.
  - » Establishment of a National Child Sex Offender Registry.
  - » Enhanced sentences for drunk drivers with child passengers.
- Kentucky becomes the first state to institute automated telephone notification to crime victims of their offender's status, location, and release date.
- OVC establishes the Community Crisis Response program, using the NOVA model, to improve services to victims in communities that have experienced a crime resulting in multiple violent victimizations.

## 1995

- The Crime Victims Fund deposits total \$233 million.
- Legislatures in three states—Indiana, Nebraska, and North Carolina—pass victims' rights constitutional amendments that will be placed on the ballot in 1996.
- The National Victims' Constitutional Amendment Network proposes the first draft of language for a federal victims' rights constitutional amendment.
- The first class graduates from the National Victim Assistance Academy (NVAA) in Washington, DC. Supported by OVC, NVAA provides an academically credited, 45-hour curriculum on victimology, victims' rights, and other victim-related topics.
- *The Anatomy of Fraud: Report of a Nationwide Survey* by Richard Titus, Fred Heinzelmann, and John M. Boyle is published. The report is based on the first nationwide survey, conducted in 1991 by the National Institute of Justice, to determine the scope of fraud and its effects, with findings that an estimated \$40 billion is lost to fraud each year. One-third of the people surveyed reported that an attempt to defraud them had occurred in the previous year.
- The U.S. Department of Justice issues the revised *Attorney General Guidelines for Victim and Witness Assistance*, which increases the accountability of federal criminal justice officials, directing that performance appraisals and reports of best efforts include information on guidelines compliance.
- The Beijing World Conference on Women issues a landmark call for global action to end violence against women.

## 1996

- The Crime Victims Fund reaches an historic high with deposits over \$525 million.

- Federal victims' rights constitutional amendments are introduced in both houses of Congress with bipartisan support.
- Both presidential candidates and Attorney General Janet Reno endorse the concept of a federal victims' rights constitutional amendment.
- Eight states ratify the passage of victims' rights constitutional amendments—raising the total number of such state constitutional amendments to 29 nationwide.
- President Clinton reaffirms his support of federal constitutional rights for crime victims in a Rose Garden ceremony attended by members of Congress, criminal justice officials, and representatives of local, state, and national victims' rights organizations.
- The Community Notification Act, known as “Megan’s Law,” amends the Child Sexual Abuse Registry law to provide for notifying communities of the location of convicted sex offenders.
- President Clinton signs the Antiterrorism and Effective Death Penalty Act, providing \$1 million to strengthen antiterrorism efforts, make restitution mandatory in violent crime cases, and expand compensation and assistance for victims of terrorism both at home and abroad, including victims in the military.
- OVC uses its new authority under the Antiterrorism and Effective Death Penalty Act to provide substantial financial assistance to the victims and survivors of the bombing of the Alfred P. Murrah Federal Building in Oklahoma City, Oklahoma.
- The Mandatory Victims’ Restitution Act, enacted as Title II of the Antiterrorism and Effective Death Penalty Act, allows federal courts to award “public harm” restitution directly to state VOCA victim assistance programs. The Act makes restitution in federal cases mandatory, regardless of the defendant’s ability to pay. It also requires federal courts to order restitution to victims of fraud.
- The VOCA definition of “crime victim” is expanded to include victims of financial crime, allowing this group to receive counseling, advocacy, and support services.
- The National Domestic Violence Hotline is established by Congress to provide crisis intervention, information, and referrals to victims of domestic violence and their friends and family.
- The Church Arson Prevention Act is enacted to respond to an increasing number of acts of arson against religious institutions around the country.
- The Drug-Induced Rape Prevention Act is enacted to address the emerging issue of drug-facilitated rape and drug-facilitated sexual assault.
- The Office of Juvenile Justice and Delinquency Prevention, within the U.S. Department of Justice, issues the Juvenile Justice Action Plan, which includes recommendations for victims’ rights and services within the juvenile justice system for victims of juvenile offenders.

## 1997

- The Crime Victims Fund deposits total \$363 million.
- Congress passes the Victims’ Rights Clarification Act of 1997 to clarify existing federal law allowing victims to attend a trial and to appear as “impact witnesses” during the sentencing phase of both capital and non-capital cases. President Clinton signs the Act, allowing the victims and survivors of the bombing of the Alfred P. Murrah Federal Building in Oklahoma City in April 1995 to observe the trial and to provide input later at sentencing.

- A federal victims' rights constitutional amendment is reintroduced in the opening days of the 105th Congress with strong bipartisan support. The Senate and House Judiciary Committees conduct hearings on the proposed federal victims' rights constitutional amendment. While not endorsing specific language, Attorney General Janet Reno testifies at the Senate hearing in support of federal constitutional rights for crime victims.
- To fully recognize the sovereignty of Indian Nations, OVC for the first time provides victim assistance grants directly to tribes in Indian Country.
- Congress enacts a federal anti-stalking law as part of the National Defense Authorization Act for Fiscal Year 1997.
- Due to the large influx of VOCA funds in the previous fiscal year, OVC hosts a series of regional meetings with state VOCA administrators to encourage states to develop multiyear funding strategies to help stabilize local program funding, expand outreach to previously underserved victims, and support the development and implementation of technologies to improve victims' rights and services.
- OVC continues its support of the victims and survivors of the bombing of the Alfred P. Murrah Federal Building in Oklahoma City by funding additional advocates, crisis counseling, and travel expenses for the bombing victims to attend court proceedings. When the venue of the trial is changed to Denver, Colorado, OVC provides funding for a special closed-circuit broadcast to victims and survivors in Oklahoma City.
- OVC releases *New Directions from the Field: Victims' Rights and Services for the 21st Century*, which assesses the nation's progress in meeting the recommendations set forth in the *Final Report of the 1982 President's Task Force on Victims of Crime* and issues over 250 new recommendations from the field for the next millennium.

## 1998

- The Crime Victims Fund deposits total \$324 million.
- Senate Joint Resolution 44, a new bipartisan version of a federal victims' rights constitutional amendment, is introduced in the Senate by Senators Jon Kyl (R-AZ) and Dianne Feinstein (D-CA). The Senate Judiciary Committee subsequently approves S.J. Res. 44 by an 11-6 vote. No further action is taken on S.J. Res. 44 during the 105<sup>th</sup> Congress.
- Four new states pass state victims' rights constitutional amendments: Louisiana, Mississippi, Montana, and Tennessee. The Supreme Court of Oregon overturns the Oregon state victims' rights amendment, originally passed in 1996, citing structural deficiencies.
- The Higher Education Amendments of 1998 is passed. Part E of this legislation, "Grants to Combat Violent Crimes Against Women on Campus," is authorized through the year 2003 and appropriates a total of \$10 million in grant funding to the Violence Against Women Grants Office for Fiscal Year 1999. Another primary aim of this legislation is to reduce binge drinking and illegal alcohol consumption on college campuses.
- Congress enacts the Child Protection and Sexual Predator Punishment Act of 1998, providing for numerous sentencing enhancements and other initiatives addressing sex crimes against children, including crimes facilitated by the use of interstate facilities and the Internet.

- Congress passes the Crime Victims with Disabilities Awareness Act, representing the first effort to systematically gather information about the extent of victimization of individuals with disabilities. This legislation directs the U.S. Attorney General to conduct a study on crimes against individuals with developmental disabilities. In addition, the Bureau of Justice Statistics is required to include statistics on the nature of crimes against individuals with developmental disabilities and victim characteristics in its annual National Crime Victimization Survey by 2000.
- The Identity Theft and Deterrence Act of 1998 is signed into law. This landmark federal legislation outlaws identity theft and directs the U.S. Sentencing Commission to consider various factors in determining penalties, including the number of victims and the value of losses to any individual victim. The Act further authorizes the Federal Trade Commission to log and acknowledge reports of identity theft, provide information to victims, and refer complaints to appropriate consumer reporting and law enforcement agencies.
- OVC provides funding to the U.S. Department of State to support the development of a Victim Assistance Specialist position to improve the quality and coordination of services provided to U.S. citizens who are victimized abroad.

## 1999

- The Crime Victims Fund deposits total \$985 million.
- The proposed federal victims' rights constitutional amendment (Senate Joint Resolution 3, identical to S.J. Res. 44) is introduced in the 106th Congress.
- The fifth National Victim Assistance Academy is held at five university locations across the United States, bringing the total number of Academy graduates to nearly 1,000.
- OVC issues the first grants to create State Victim Assistance Academies.
- The National Crime Victim Bar Association is formed by the National Center for Victims of Crime to promote civil justice for victims of crime.

## 2000

- The Crime Victims Fund deposits total \$777 million.
- Congress passes a new national drunk driving limit of 0.08 blood alcohol concentration (BAC) with the support of MADD, other victim advocacy organizations, and leading highway safety, health, medical, law enforcement, and insurance groups. The new law, passed with bipartisan support, requires states to pass 0.08 "per se intoxication" laws or lose a portion of their annual federal highway funding.
- Congress reauthorizes the Violence Against Women Act of 2000, extending VAWA through 2005 and authorizing funding at \$3.3 billion over the five-year period. In addition to expanding federal stalking statutes to include stalking on the Internet, the Act authorizes:
  - » \$80 million a year for rape prevention and education grants.
  - » \$875 million over five years for battered women's shelters.
  - » \$25 million in 2001 for transitional housing programs.
  - » \$25 million to address violence against older women and women with disabilities.
- The Internet Crime Complaint Center website, [www.ic3.gov](http://www.ic3.gov), is created by the U.S. Department of Justice, Federal Bureau of Investigation, and the National White Collar Crime Center to combat Internet fraud by giving consumers a convenient way to report violations and by centralizing information about fraud crimes for law enforcement.



- Attorney General Reno revises and reissues the *Attorney General Guidelines for Victim and Witness Assistance*, which mandates that every Department of Justice employee who comes into contact with crime victims receives at minimum one hour of training about victim rights laws and the guidelines.
- Victimization rates as reported in the National Crime Victimization Survey are the lowest recorded since the survey's creation in 1973.
- The Treasury Department conducts the National Summit on Identity Theft, which addresses prevention techniques, victims' experiences, and remediation in the government and private sector. The summit is the first national-level conference involving law enforcement, victims, industry representatives, and nonprofit organizations interested in the issue. At the summit, Treasury Secretary Lawrence Summers unveils four new initiatives to address identity theft.
- A federal victims' rights constitutional amendment is addressed for the first time by the full U.S. Senate. Following two-and-a-half days of debate, the measure (S.J. Res. 3) is withdrawn for further consideration by its cosponsors, Senators Kyl (R-AZ) and Feinstein (D-CA), when it becomes apparent that the measure will not receive the two-thirds majority vote necessary for approval.
- Congress passes and the President signs the Trafficking Victims Protection Act of 2000. This new law significantly strengthens criminal enforcement, prosecution, and penalties against traffickers; provides new protections to victims; and enables victims of severe forms of trafficking to seek benefits and services available to other crime victims.
- The National Crime Victimization Survey reports that victimization rates continue to drop, reaching a new low of 26 million victims for the year 2000.
- On September 11, 2001, two hijacked planes crash into the World Trade Center, another into the Pentagon, and a fourth into a field in Shanksville, Pennsylvania, killing 2,974 victims and injuring countless others in the worst terrorist attacks on American soil.
- Congress responds to the terrorist acts of September 11 with a raft of new laws providing funding for victim assistance, tax relief for victims, and other accommodations and protections for victims. As part of the Air Transportation Safety and System Stabilization Act, a new federal victim compensation program is created specifically for the victims of September 11. The program includes many types of damages normally available only through civil actions, such as payment for pain and suffering, lifetime lost earnings, and loss of enjoyment of life. To receive compensation, claimants are required to waive their right to bring civil action for damages suffered as a result of the terrorist acts.
- Congress passes and President George W. Bush signs the USA PATRIOT Act of 2001, a package of antiterrorism legislation that includes changes to the Victims of Crime Act (VOCA), including increasing the percentage of state compensation payments reimbursable by the federal government and allowing OVC to fund compliance and evaluation projects.
- OVC augments state victim compensation funding to aid victims of the September 11 terrorist attacks in New York, Virginia, and Pennsylvania; offers assistance to victims of the September 11 terrorist attack on the Pentagon through the Pentagon Family Assistance Center; and establishes a toll-free telephone number and secure website for victims and their immediate family members.

## 2001

- The Crime Victims Fund deposits total \$544 million.



- The Child Abuse Prevention and Enforcement Act and Jennifer's Law increase the annual Crime Victims Fund set-aside for child abuse victims from \$10 million to a maximum of \$20 million, and allow the use of Byrne grant funds for the prevention of child abuse and neglect. Jennifer's Law authorizes \$2 million per year through Fiscal Year 2002 for states to apply for grants to cover costs associated with entering complete files of unidentified crime victims into the FBI's NCIC database.
- New regulations, policies, and procedures for victims of trafficking dramatically change the response to this class of crime victims by agencies throughout the federal government, including the U.S. Department of State, the U.S. Department of Health and Human Services, and several U.S. Department of Justice agencies (the FBI, the Immigration and Naturalization Service, and U.S. Attorneys' Offices).
- The National Association of VOCA Assistance Administrators (NAVAA) is established. With OVC support, NAVAA provides technical assistance and training to state VOCA assistance administrators.
- OVC makes available the first Helping Outreach Programs to Expand grants to grassroots, nonprofit, community-based victim organizations and coalitions to improve outreach and services to victims of crime through the support of program development, networking, coalition building, and service delivery.
- Congress appropriates approximately \$20 million to fund services to trafficking victims, including shelter, medical and mental health care, legal assistance, interpretation, and advocacy.
- President Bush hosts the first White House Conference on Missing, Exploited, and Runaway Children and announces his support for the Hutchison-Feinstein National AMBER Alert Network Act of 2002, which would help develop, enhance, and coordinate AMBER (America's Missing: Broadcast Emergency Response). The Assistant Attorney General for the Office of Justice Programs is designated as the National AMBER Alert Coordinator at the Department of Justice.

## 2002

- The Crime Victims Fund deposits total \$519 million.
- OVC releases final program guidelines and an accompanying application kit for the Antiterrorism and Emergency Assistance Program for Terrorism and Mass Violence Crimes, which provides funding to compensate and assist victims of terrorism and mass violence that occur within and outside the United States.
- The National Crime Victimization Survey continues to show a decline in crime victimization. Violent crime victimization dropped 10 percent from the previous year, and property crime dropped 6 percent.
- President Bush attends the presentation of the National Crime Victims' Rights Week awards and announces the Administration's support for the proposed Crime Victims' Rights Amendment to the U.S. Constitution.
- By the end of 2002, all 50 states, the District of Columbia, the U.S. Virgin Islands, Puerto Rico, and Guam have established crime victim compensation programs.
- *Our Vulnerable Teenagers: Their Victimization, Its Consequences, and Directions for Prevention and Intervention* is released by the National Council on Crime and Delinquency and the National Center for Victims of Crime. This landmark report documents the disproportionate representation of teenagers, ages 12 to 19, as victims of crime, and discusses promising prevention and intervention strategies.

## 2003

- The Crime Victims Fund deposits total \$361 million.
- The Senate Judiciary Committee passes the federal victims' rights constitutional amendment to ensure basic rights to victims nationwide.
- Congress makes the Office on Violence Against Women (formerly the Violence Against Women Office within the Office of Justice Programs) a permanent, independent office within the U.S. Department of Justice.
- Congress passes and President Bush signs the PROTECT Act of 2003—also known as the “AMBER Alert” law—which creates a national AMBER network to facilitate rapid law enforcement and community response to kidnapped or abducted children.
- The American Society of Victimology (ASV) is established at the first American Symposium on Victimology held in Kansas City, Kansas. The ASV serves as a forum for academics and practitioners on all topics related to victimology in partnership with the World Society of Victimology.
- The Prison Rape Elimination Act of 2003 is enacted to track and address the issue of rape in correctional institutions and develop national standards aimed at reducing prison rape.
- Congress establishes January as National Stalking Awareness Month.
- The National Domestic Violence Hotline, operated by the Texas Council on Family Violence, receives its one millionth call.
- The U.S. Postal Service releases the Stop Family Violence postage stamp to raise money for domestic violence prevention programs.
- Congress appropriates \$22 million for the U.S. Department of Defense's Family Advocacy Program, \$900,000 of which is for the National Domestic Violence Hotline Awareness, Intervention, and Prevention Campaign in the military services.
- The Fair and Accurate Credit Transactions Act of 2003 is enacted to provide new protections against identity theft and help victims of identity theft recover their financial losses.
- Congress passes and President Bush signs the Trafficking Victims Protection Reauthorization Act. Along with reauthorizing programs created under the first TVPA, this legislation strengthens prevention efforts, supports prosecution of offenders, simplifies the process by which victims are certified eligible for benefits, and allows benefits and services to be available for victims' family members who are legally allowed to come to the United States. The legislation also creates a civil cause of action for victims of forced labor or forced prostitution.

## 2004

- The Crime Victims Fund deposits total \$834 million.
- The U.S. Department of Defense Task Force on Care for Victims of Sexual Assault releases its report and recommendations for preventing sexual assault in the military and providing a sensitive response to victims. The recommendations include establishing a single office within the U.S. Department of Defense to handle sexual assault matters, launching an information campaign to inform personnel about services available to victims, and convening a summit to update the definition of sexual assault and address victim privacy concerns within the military context.

- The Identity Theft Penalty Enhancement Act is enacted, defining aggravated identity theft as stealing another person's identity in connection with the commission of other specified felonies. The legislation also prohibits the court from ordering an offender's sentence for identity theft to run concurrently with a sentence imposed on the same offender for any other crime.
- Congress passes and President Bush signs the Justice for All Act of 2004, which includes the Scott Campbell, Stephanie Roper, Wendy Preston, Louarna Gillis, and Nila Lynn Crime Victims' Rights Act, providing substantive rights for crime victims. The law provides mechanisms at the federal level to enforce the rights of crime victims, giving victims and prosecutors legal standing to assert victims' rights, authorizing the filing of writs of mandamus to assert a victim's right, and requiring the U.S. Attorney General to establish a victims' rights compliance program within the Department of Justice. The legislation authorizes \$155 million in funding over the next five years for victim assistance programs at the federal and state level. This omnibus crime legislation also provides funding for DNA testing, crime labs, sexual assault forensic examiners, and programs for post-conviction DNA testing.
- President Bush hosts the first national training conference on human trafficking, which brings together trafficking response teams of federal, state, and local law enforcement personnel, prosecutors, and victim service providers from at least 21 cities with a known concentration of trafficking victims. The conference emphasizes the importance of combating trafficking using a victim-centered approach.
- The National Center for Victims of Crime releases *Repairing the Harm: A New Vision for Crime Victim Compensation in America*, which examines compensation data from all 50 states, the September 11th Victim Compensation Fund, and compensation programs in other countries. The report also recommends a framework for strengthening victim compensation in the United States.

## 2005

- The Crime Victims Fund deposits total \$668 million.
- The U.S. Department of Justice establishes an online national sex offender registry that provides real-time access to public sex offender data nationwide with a single Internet search.
- OVC and the Bureau of Justice Assistance initiate a program to establish teams of law enforcement task forces and victim services to respond to human trafficking. The primary goals of this program are to develop sustainable programs to combat human trafficking through proactive law enforcement and prosecution at all levels of government, to coordinate U.S. Attorneys' Offices' efforts, to collaborate with victim service providers, and to increase the identification and rescue of trafficking victims.
- The U.S. House of Representatives establishes the first congressional Victims' Rights Caucus, co-chaired by Representatives Ted Poe (R-TX) and Jim Costa (D-CA). The mission of the Caucus is to elevate crime victim issues in Congress in a bipartisan manner, without infringing on the rights of the accused, and to advocate for crime victims' interests before the Administration and within Congress.

- The Department of Justice announces more than \$84 million in DNA grants nationwide as part of President Bush's Advancing Justice Through DNA Technology initiative. The initiative is designed to improve the nation's capacity to use DNA evidence by eliminating casework and convicted offender backlogs, funding research and development, improving crime lab capacity, providing training for all stakeholders in the criminal justice system, and conducting testing to identify missing persons.
- Attorney General Alberto Gonzales issues the revised *Attorney General Guidelines for Victim and Witness Assistance*. The guidelines incorporate provisions for crime victims' rights and remedies, including those in the Justice for All Act, which had been enacted since the publication of the previous edition. The guidelines also address victim and witness assistance in human trafficking and identity theft cases.
- The National Association of VOCA Assistance Administrators releases the Crime Victims Fund Report, which highlights the Crime Victims Fund's contribution to the federal government's efforts to assist victims, analyzes the sources of deposits into the Fund, examines the issues involved in administering the Fund, and explores future challenges to the Fund's capacity to meet victims' needs.
- The American Bar Association (ABA) releases *Elder Abuse Fatality Review Teams: A Replication Manual*, developed by the ABA Commission on Law and Aging and funded by OVC, providing guidance to communities on establishing elder abuse fatality review teams that review deaths caused by or related to elder abuse.
- The U.S. Department of Justice issues its final rule implementing the victims' rights compliance provisions of the Crime Victims Rights' Act portion of the Justice for All Act. The rule establishes the Office of the Victims' Rights Ombudsman within the Executive Office for United States Attorneys (EOUSA) to receive and investigate complaints relating to the provision or violation of the rights of crime victims. The rule also creates procedures for filing complaints, investigating complaints, and imposing disciplinary sanctions against employees when warranted.
- The U.S. Department of Defense announces a new sexual assault policy. The policy creates a military-wide definition of sexual assault, sets a baseline standard for prevention and response training for the armed services, and requires all military installations to have a sexual assault response coordinator with a staff of victim advocates. The policy also requires the establishment of a senior level of command to handle sexual assault cases and review any administrative discharges of sexual assault victims.

## 2006

- The Crime Victims Fund deposits total \$650 million.
- Congress passes and President Bush signs the Violence Against Women and Department of Justice Reauthorization Act of 2005. This extension of the Violence Against Women Act includes provisions for early intervention, prevention, and health care, and promotes a national commitment to keep women and children safe from fear and abuse.
- Congress passes and President Bush signs the Trafficking Victims Protection Reauthorization Act of 2005. This law expands the Trafficking Victims Protection Act of 2000 by enhancing efforts to fight domestic trafficking in persons.

- During the National Crime Victims' Rights Week ceremony, OVC awards the first Ronald Wilson Reagan Public Policy Awards to honor outstanding individuals whose leadership, vision, and innovation have led to significant changes in public policy and practice that benefit crime victims.
- President Bush signs the Adam Walsh Child Protection and Safety Act of 2006. Along with increasing supervision of sex offenders, this wide-ranging legislation also extends the federal Crime Victims' Rights Act to federal habeas corpus proceedings arising out of state convictions, eliminates the statute of limitations for federal prosecution of certain sexual offenses and child abduction, and extends the civil remedy for child sex crime victims to persons victimized as children, even if their injuries did not surface until the person became an adult.
- Attorney General Gonzales launches Project Safe Childhood, aimed at ending Internet-based child sexual exploitation. This nationwide project creates locally designed partnerships of federal, state, local, and tribal law enforcement agencies together with community leaders to develop a coordinated strategy to prevent, investigate, and prosecute sexual predators, abusers, and pornographers who target children. All United States Attorneys are charged with taking the lead in designing a strategic plan for their community.
- The United States Court of Appeals for the Ninth Circuit decides *Kenna v. U.S. District Court for the Central District of California*, in which the court considered whether the Crime Victims' Rights Act portion of the Justice for All Act gave victims the right to speak at sentencing hearings. The case involved a father and son who swindled dozens of victims. The defendants pled guilty to wire fraud and money laundering. More than 60 victims submitted victim impact statements. At the father's sentencing hearing, several victims spoke about the effects of the crimes, but at the son's sentencing, the judge refused to allow the victims to speak. The court held that the district judge had made a mistake, and made three key points: (1) in passing the Crime Victims' Rights Act, it was the intent of Congress to allow victims to speak at sentencing hearings, not just to submit victim impact statements; (2) victims have a right to speak even if there is more than one criminal sentencing; and (3) the remedy for a crime victim denied the right to speak at a sentencing hearing is to have the sentence vacated and a new sentencing hearing held in which the victims are allowed to speak.
- The Department of Justice issues its final rule implementing the new International Terrorism Victim Expense Reimbursement Program (ITVERP). This new federally administered program extends crime victim compensation to American victims of terrorism abroad, reimbursing them for direct, out-of-pocket expenses resulting from an act of terror.
- President Bush signs the Older Americans Act Reauthorization (OAA), which includes victim-related provisions. It requires the U.S. Department of Health and Human Services to develop a long-term plan for a national response to elder abuse; improves access to programs and services under OAA by addressing the needs of older individuals with limited English proficiency; promotes multidisciplinary responses by states and Indian tribes to elder abuse, neglect, and exploitation; and preserves the long-term care ombudsman program.



## 2007

- For the first time ever, the Crime Victims Fund deposits surpass a billion dollars, totaling \$1.02 billion.
- Attorney General Gonzales and Federal Trade Commission Chairman Deborah Platt Majoras release the President's Identity Theft Task Force strategic plan to combat identity theft. Task Force recommendations include reducing the unnecessary use of Social Security numbers by federal agencies, establishing national standards requiring private entities to safeguard the personal data they compile and to notify consumers of any breach that poses a significant risk of identity theft, implementing a consumer awareness campaign, and creating a National Identity Theft Law Enforcement Center to coordinate law enforcement efforts and information to improve the investigation and prosecution of identity thieves.
- OVC makes the first payments of the ITVERP program to U.S. victims of international acts of terrorism, including the victims of: the 1998 U.S. Embassy bombings in Nairobi, Kenya, and Dar es Salaam, Tanzania; the October 2002 Bali, Indonesia, nightclub bombing; the May 2003 bombing of expatriate housing in Riyadh, Saudi Arabia; and the 2003 airport bombing in Davao City, Philippines.
- House and Senate Resolutions establishing September 25 as the National Day of Remembrance for Murder Victims coincide with the first annual national event held on Capitol Hill.
- President Bush signs into law the Identity Theft Enhancement and Restitution Act as part of the Former Vice President Protection Act of 2008. This legislation permits courts to order restitution to cybercrime victims for the costs associated with identity theft, including the loss of time and money spent restoring their credit record.
- OVC releases two guides on the rights of victims of perpetrators with mental illness, a long-underserved victim population. *Responding to People Who Have Been Victimized by Individuals with Mental Illnesses* sets out the steps policymakers, advocates, mental health professionals, and others can take to understand and protect the rights and safety of these crime victims. *A Guide to the Role of Crime Victims in Mental Health Courts* offers practical recommendations to mental health court practitioners about how to engage crime victims in case proceedings. Both publications were developed by the Council of State Governments' Justice Center.
- Congress passes the Reconnecting Homeless Youth Act of 2008, which amends the Runaway and Homeless Youth Act. This legislation extends funding for various programs to serve homeless youth, including programs to prevent the sexual abuse of youth. It includes a requirement for regular statistical reports on the problem.
- OVC releases the *Resource Guide for Serving U.S. Citizens Victimized Abroad*, an online guide to help U.S.-based victim service providers deliver comprehensive and effective services to victims of overseas crime. The guide helps service providers access resources abroad and in the United States.

## 2008

- The Crime Victims Fund deposits total \$896 million.

- The Government Accountability Office (GAO) releases a report on the federal Crime Victims' Rights Act (CVRA). The report makes a number of recommendations to improve CVRA implementation, including making efforts to increase victims' awareness of mechanisms to enforce their rights, restructuring the complaint investigation process to promote greater independence and impartiality of investigators, and identifying performance measures regarding victims' rights.
- President Bush signs legislation requiring the Department of Justice to develop and implement a National Strategy on Child Exploitation Prevention and Interdiction, to improve the Internet Crimes Against Children Task Force, to increase resources for regional computer forensic labs, and to make other improvements to increase the ability of law enforcement agencies to investigate and prosecute child predators.
- President Obama names Lynn Rosenthal to the newly created position of White House Advisor on Violence Against Women.
- Congress passes and the President signs the Fraud Enforcement and Recovery Act of 2009 (FERA), expanding federal fraud laws to cover mortgage fraud, additional forms of securities fraud, and certain money laundering; and authorizing additional funding for investigation and prosecution of such fraud. The new law also establishes a Financial Crisis Inquiry Commission to examine the causes of the current financial and economic crisis in the United States and present its findings to the President and Congress in 2010.
- President Obama and the House of Representatives recognize the 15th anniversary of the passage of the Violence Against Women Act through a Presidential Proclamation and House Resolution.

## 2009

- The Crime Victims Fund deposits total \$1.75 billion.
- U.S. Department of Justice's Bureau of Justice Statistics releases the first national statistics on the prevalence of stalking in America. *Stalking Victimization in the United States* finds that 3.4 million persons identified themselves as victims of stalking in a 12-month period.
- President Barack Obama signs the American Recovery and Reinvestment Act of 2009, which includes supplemental funding for crime victim assistance and compensation, STOP (Services, Training, Officers, and Prosecutors) Violence Against Women formula grants, and transitional housing programs for domestic violence victims.
- President Obama issues the first White House Proclamation of National Sexual Assault Awareness Month.
- The Bureau of Justice Statistics, U.S. Department of Justice, releases the first national report on crimes against persons with disabilities, based on the National Crime Victimization Survey. The report finds that the rate of nonfatal violent crime against persons with disabilities was 1.5 times higher than the rate for persons without disabilities. The report fulfilled the mandate of the Crime Victims with Disabilities Awareness Act.
- The Office of Juvenile Justice and Delinquency Prevention, U.S. Department of Justice, releases a report on a national survey on children's exposure to violence, the most comprehensive survey to date on this issue. The report includes findings regarding children's direct and indirect exposure to specific categories of violence, how exposure to violence changes as children grow up, and the prevalence and incidence of multiple and cumulative exposures to violence.

- President Obama establishes the Financial Fraud Enforcement Task Force, comprising more than 20 agencies, 94 U.S. Attorneys' Offices, and state and local partners, to examine mortgage fraud, Ponzi schemes, tax fraud, predatory lending, credit card fraud, and more. Its goal is to improve efforts to investigate and prosecute significant financial crimes, ensure just and effective punishment for those who perpetrate financial crimes, recover proceeds for victims, and address financial discrimination in the lending and financial markets.
- Congress passes and the President signs the Matthew Shepard and James Byrd, Jr. Hate Crimes Prevention Act as part of the National Defense Authorization Act for Fiscal Year 2010. The Act extends the definition of federal hate crimes to include crimes based on sexual orientation, gender identity, or disability; authorizes the Attorney General to provide assistance to state, local, and Tribal law enforcement agencies in investigating and prosecuting hate crimes; and amends the Hate Crimes Statistics Act to include crimes motivated by gender and gender identity, as well as hate crimes committed by and against juveniles.
- President Obama signs the Cruise Vessel Security and Safety Act of 2010, legislation that mandates that cruise ship personnel promptly report serious crime on board ships to both the Federal Bureau of Investigation and the United States Coast Guard, requires the cruise industry to comply with certain security provisions, and requires ships to be equipped with a video surveillance system and maintain a log book to record reporting of deaths, missing individuals, thefts, and other crimes.
- President Obama signs the Tribal Law and Order Act, designed to increase Tribal law enforcement agencies' power to combat crime on reservations and to increase the accountability of federal agencies responsible for public safety in Indian Country. The Act requires federal prosecutors to keep data on criminal cases in Indian Country that they decline to prosecute, and to support prosecutions in Tribal court by sharing evidence. It also increases the maximum sentence that a Tribal court can impose from one to three years in prison, expands training of Tribal law enforcement officers on handling domestic violence and sexual assault cases, calls for standardized protocols for investigating and prosecuting sexual assault, and provides Tribal police greater access to criminal history databases.

## 2010

- The Crime Victims Fund deposits total \$2.4 billion.
- The Financial Fraud Enforcement Task Force launches StopFraud.gov, which combines resources from federal agencies on ways consumers can protect themselves from fraud and report fraudulent activity. It also includes information about the task force activities.
- The Department of Justice releases its first National Strategy for Child Exploitation Prevention and Interdiction, designed to: increase coordination among the nation's investigators; better train investigators and prosecutors; advance law enforcement's technological capabilities; and enhance research to inform decisions on deterrence, incarceration, and monitoring. The strategy also includes a renewed commitment to public awareness and community outreach. The effort includes relaunching Project Safe Childhood, which marshals federal, state, Tribal, and local resources to better locate, apprehend, and prosecute those who exploit children via the Internet, and to identify and rescue victims.

- President Obama signs the Coast Guard Authorization Act of 2010, which includes a requirement that the Coast Guard submit an annual report to Congress on sexual assaults involving members of the Coast Guard.

## 2011

- The Crime Victims Fund deposits total nearly \$2 billion.<sup>1</sup>
- President Obama issues the first White House proclamation of National Stalking Awareness Month. The President calls on all Americans to learn to recognize the signs of stalking, acknowledge stalking as a serious crime, and urge victims not to be afraid to speak out or ask for help.
- President Obama signs the James Zadroga 9/11 Health and Compensation Act, to provide health benefits for those who suffered health injuries from living or working near the site of the collapsed World Trade Center or for first responders and cleanup workers at any of the sites of the 9/11 terrorist attacks. It also extends the 9/11 victims' compensation fund for five years to allow the filing of new claims related to health injuries associated with debris removal at the crash sites.
- President Obama signs the Ike Skelton National Defense Authorization Act for Fiscal Year 2011, which strengthens the military's response to sexual assault by requiring the development of a comprehensive policy for sexual assault prevention and response, and issues standards to evaluate the effectiveness of prevention and response programs in each military branch.
- OVC launches Vision 21: Transforming Victim Services, an initiative to expand the vision and impact of the crime victim services field.
- President Obama signs the Kate Puzey Peace Corps Volunteer Protection Act, which requires the Peace Corps to develop a comprehensive sexual assault policy, create an Office of Victim Advocacy and a Sexual Assault Advisory Council, and institute volunteer training on sexual assault, risk reduction, and response.
- President Obama signs the National Defense Authorization Act for Fiscal Year 2012, which includes provisions to prevent and respond to military sexual assault. The Act ensures that members and dependents who are victims of sexual assault have access to legal assistance and sexual assault advocates, whether the victim chooses unrestricted or confidential reporting of the assault. The Act also calls for timely action on a sexual assault victim's application for consideration of a change of station or unit to reduce the possibility of retaliation for reporting the assault, requires the development of training in sexual assault prevention and response, and makes other related changes.
- Attorney General Eric H. Holder revises and reissues Attorney General Guidelines for Victim and Witness Assistance, the standards for officers and employees of the Department of Justice investigative, prosecutorial, correctional, and parole components in the treatment of victims of and witnesses to crime. The revisions clarified DOJ's responsibilities to provide mandated rights and services enumerated in the Crime Victims' Rights Act (CVRA) and the Victims' Rights and Restitution Act (VRRRA) as well as other statutory requirements.

## 2012

- The Crime Victims Fund deposits total \$2.79 billion.
- Congress passes and President Obama signs the Presidential Appointment Efficiency and Streamlining Act of 2011, removing the requirement of Senate confirmation for 170 executive positions, including that of the Office for Victims of Crime Director.

<sup>1</sup> Actual deposits total \$1,998,220,205.15.

- Attorney General Eric H. Holder revises and reissues the *Attorney General Guidelines for Victim and Witness Assistance* to include guidelines that examine the unique requirements of vulnerable victims, including an update to address the scope of the federal child abuse reporting requirement under section 13031 of the Victims of Child Abuse Act of 1990.
- The Bureau of Justice Statistics, with funding from the Office for Victims of Crime, embarks on a landmark three-year research study on the victimization of persons with disabilities who are in institutional settings.
- Attorney General Eric H. Holder releases a final rule to prevent, detect, and respond to sexual abuse in confinement facilities, in accordance with the Prison Rape Elimination Act of 2003 (PREA). This landmark rule sets national standards for four categories of facilities: adult prisons and jails, lockups, community confinement facilities, and juvenile facilities. The rule is the first-ever federal effort to set standards aimed at protecting inmates in all such facilities at the federal, state, and local levels. Highlights include access to free forensic medical exams to all victims of sexual abuse and access to a victim advocate from a rape crisis center.
- The Unified Crime Report (UCR) definition of rape changes to include any gender of victim or perpetrator, as well as instances in which the victim is incapable of giving consent because of temporary or permanent mental or physical incapacity (including due to the influence of drugs or alcohol or because of age). The UCR definition is used by the FBI to collect information from local law enforcement agencies about reported rapes.
- OVC releases the final report of its *Vision 21: Transforming Victim Services* initiative. The report creates a framework for addressing the challenges for the victim services field, making recommendations in four broad categories: support for the development of research; continued strategic planning in the victim assistance field; ensuring the statutory, policy, and programmatic flexibility necessary to address enduring and emerging crime victim issues; and expanding the field's capacity to meet the demands of the 21<sup>st</sup> century.
- Congress passes and President Obama signs the reauthorization of the Violence Against Women Act (VAWA 2013). The measure expands protections for lesbian, gay, bisexual, and transgender survivors, Native American and Native Alaskan survivors, and teens and young adults. The reauthorization allows grant funds to be used to develop and promote legislation and policies that enhance best practices for responding to violence against women. It adds stalking to several grant programs, including Grants to Encourage Arrests, and to campus safety provisions for the first time. It ensures that sexual assault victims do not incur the cost of forensic exams by requiring jurisdictions to provide exams to victims free of charge and without any out-of-pocket expense (rather than victims being reimbursed after paying the cost themselves, permissible previously). The law also, for the first time, provides that Tribes will be able to exercise their sovereign power to investigate, prosecute, convict, and sentence non-Indians who assault Indian spouses or dating partners or violate a protection order in Indian Country.

## 2013

- The Crime Victims Fund deposits total \$8.95 billion.



- Included in VAWA 2013 is the SAFER Act, which requires the U.S. Department of Justice to ensure that at least 75 percent of the Debbie Smith DNA Backlog Grant funds are used to analyze backlogged sexual assault kits and expand the capacity of labs to test such evidence. It allows Debbie Smith grants to be used to conduct audits of untested sexual assault kits in law enforcement custody, as well as untested kits held by the labs. It also requires that protocols for the effective processing of DNA evidence be established within 18 months.
- The Trafficking Victims Protection Act Reauthorization is also adopted as part of VAWA 2013. Along with reauthorizing important grant programs, the law makes it a crime to destroy, conceal, or confiscate someone's passport for more than 48 hours for the purpose of smuggling or controlling that person. It also requires that state plans for foster care and adoption assistance include prevention measures and responses to the trafficking and commercial sexual exploitation of children.
- Secretary of Defense Chuck Hagel in August releases a memo directing the immediate implementation of various measures to strengthen the military's sexual assault prevention and response programs. Victim-related measures include creating a program to provide legal representation to sexual assault victims throughout the justice process; providing commanders with options to assign or transfer a service member accused of committing sexual assault; and changing the Manual for Courts-Martial to allow victims to give input to the post-trial action phase of courts-martial.
- OVC releases updated regulations for the VOCA Assistance formula grants. The new regulations are designed to increase the effectiveness of such funding, through increased flexibility, a reduction in the administrative burden relating to the funding, broadening the types of services that can be funded, drawing attention to previously underserved populations of victims, and supporting the training of volunteers who provide direct services to victims. +





### Crime and Victimization in the United States

When considering crime and victimization statistics, we can only analyze or report on crimes that are measured or counted in some way. We have long-standing national data collections for serious violent crimes such as homicide, rape, robbery, and aggravated assault as well as property crimes such as burglary. We know that crime in the United States has declined measurably for decades.<sup>1</sup> Between 1993 and 2011, the violent crime rate declined 71.8 percent from 79.8 to 22.5 per 1,000 persons age 12 or older.<sup>2</sup> During that same time period, the total property crime rate declined 60.6 percent from 351.8 to 138.7 per 1,000 households.<sup>3</sup> Although the decrease in crime has been steady and remarkably consistent, criminologists have reached no widely held conclusions about the reasons for these patterns.

These statistics also indicate some general patterns. Males disproportionately commit criminal offenses, particularly violent crime (see “[Homicide](#)”) and certain crimes are predominately committed by males against females (see “[Stalking](#),” “[Intimate Partner Violence](#),” and “[Sexual Violence](#)”). Young people (age 16–24) experience the most crime both in terms of victimization and offending as compared to other age groups (see “[Child, Youth, and Teen Victimization](#)”).

Our national statistics provide an important resource for our understanding about crime and victimization, but

#### CRIME AND VICTIMIZATION IN THE UNITED STATES

##### CRIME TRENDS

##### ASSAULT

##### BURGLARY, ROBBERY, AND THEFT

##### CHILD, YOUTH, AND TEEN VICTIMIZATION

##### CRIMES AGAINST PERSONS WITH DISABILITIES

##### ECONOMIC AND FINANCIAL CRIME

##### ELDER VICTIMIZATION

##### HATE AND BIAS CRIME

##### HOMICIDE

##### HUMAN TRAFFICKING

##### INTIMATE PARTNER VIOLENCE

##### MASS CASUALTY SHOOTINGS

##### SCHOOL AND CAMPUS CRIME

##### SEXUAL VIOLENCE

##### STALKING

##### URBAN AND RURAL CRIME

##### WORKPLACE VIOLENCE

<sup>1</sup> Jennifer L. Truman, *Criminal Victimization, 2010*. (Washington, DC: Bureau of Justice Statistics, U.S. Department of Justice, 2011), 5, 7, accessed September 5, 2013, <http://www.bjs.gov/content/pub/pdf/cv10.pdf>.

<sup>2</sup> Calculated from Bureau of Justice Statistics, *Rates of Violent Victimization, 1993–2011*, generated using the NCVS Victimization Analysis Tool, accessed September 5, 2013, <http://www.bjs.gov/index.cfm?ty=nvat>.

<sup>3</sup> Calculated from Bureau of Justice Statistics, *Rates of Property Victimization, 1993–2011*, generated using the NCVS Victimization Analysis Tool, accessed September 5, 2013, <http://www.bjs.gov/index.cfm?ty=nvat>.

these statistics do not cover all crimes or all victims. While the scope of crimes included in national statistics continues to grow,<sup>4</sup> gaps in our knowledge still exist, particularly for emerging crimes, including elder victimization, human trafficking, financial crimes (particularly Internet-based frauds), stalking, and mass casualty crimes. An additional emerging issue concerns our understanding of the broader effects of crime, especially with regard to measuring the direct and indirect harm to victims caused by crime and identifying the impact of exposure to violence, particularly for children. The limitations in our knowledge of these areas should not be interpreted as diminishing the importance of these crimes or the harm experienced by these victims but rather should signal the need for continued work by researchers.

## Uniform Crime Report

The Uniform Crime Report (UCR), launched in 1929, collects information reported to law enforcement agencies on the following crimes: murder and nonnegligent manslaughter, rape, robbery, aggravated assault, burglary, larceny-theft, motor vehicle theft, and arson. Law enforcement agencies also report arrest data for 21 additional crime categories (e.g., forgery and counterfeiting, drug abuse violations, disorderly conduct, vagrancy). Each year, the FBI issues a report on the main UCR findings, titled *Crime in the United States*, as well as several other reports (e.g., *Hate Crimes 2010* and *In the Line of Duty: Law Enforcement Officers Killed and Assaulted, 2010*).<sup>5</sup> The UCR presents crime counts for the entire nation, as well as for regions, states, counties, cities, towns, tribal law enforcement, and colleges and universities. Its primary purpose is to provide reliable criminal justice statistics for law enforcement administration and management.<sup>6</sup>

## National Crime Victimization Survey

The methodology for the National Crime Victimization Survey (NCVS), which began in 1973, differs from that of the UCR. The NCVS is based on interviews with a nationally representative sample of U.S. households and is conducted by U.S. Census Bureau personnel at six-month intervals for three years. All household members age 12 and older are interviewed. The NCVS collects information on the frequency and nature of crimes of rape, sexual assault, personal robbery, aggravated and simple assault, household burglary, theft, and motor vehicle theft; it does not, however, measure homicide or commercial crimes. It gathers information on crimes both reported and not reported to the police, estimates the proportion of each crime reported to law enforcement, and describes the reasons victims gave for reporting or not reporting. The NCVS also includes questions about victims' experiences with the criminal justice system, possible substance abuse by offenders, and how victims sought to protect themselves.

The NCVS collects periodic age and demographic information about both victims and offenders (e.g., age, sex, race, ethnicity, marital status, income, and educational level, as well as offenders' relationships to their victims), and includes information about the crimes (time and place of occurrence, use of weapons, nature of injury, and economic impact).<sup>7</sup> The NCVS also publishes supplements on specific crime issues such as stalking or school crime and provides previously unavailable data about crime that has not been reported.

## Differences between the UCR and NCVS

Although the categories of crime covered by the UCR and NCVS overlap, their methodologies differ, and the studies serve different purposes. The UCR covers all victims of reported crime, but the NCVS gathers data on crimes against people age 12 and older. The UCR covers homicide, arson, and commercial crimes, which the NCVS does not measure. The studies use somewhat different definitions of some

<sup>4</sup> The FBI expanded the number of crimes it collects as part of its National Incident-Based Reporting System (NIBRS), which is one method of gathering Uniform Crime Reporting (UCR) statistics. The FBI continues to add criminal offenses to the information included in NIBRS. Most recently, the FBI added the crimes of cargo theft and human trafficking. More information about the UCR and NIBRS is available at <http://www.fbi.gov/stats-services/crimestats>.

<sup>5</sup> Federal Bureau of Investigation, "Uniform Crime Reports," (Washington, DC: U.S. Department of Justice, 2009), accessed December 13, 2013, <http://www.fbi.gov/about-us/cjis/ucr>.

<sup>6</sup> Federal Bureau of Investigation, "The Nation's Two Crime Measures," *Uniform Crime Reporting Statistics*, (Washington, DC: U.S. Department of Justice, 2009), accessed December 13, 2013, <http://bjs.ojp.usdoj.gov/ucrdata/twomeasures.cfm>.

<sup>7</sup> Ibid.

crimes, and they report crime using different bases, e.g., per capita—crimes per 100,000 persons (UCR) versus crimes per 1,000 households (NCVS). The UCR measures crimes actually reported to law enforcement nationwide, and the NCVS addresses crimes not reported to law enforcement, as well as other specified crimes against people age 12 and older. +

## IMPORTANT NOTES ABOUT THE STATISTICS IN THIS OVERVIEW

The information presented in the following statistical overviews reflects the findings in the reports and other sources cited for each topic. The data are based on the best available information about known cases as of September 2013. Since then, updated data have become available. The latest Bureau of Justice Statistics (BJS) study, *Criminal Victimization, 2012*, is available online at [www.bjs.gov](http://www.bjs.gov). The latest FBI statistics, *Crime in the United States, 2012*, and additional statistical tables are available online at [www.fbi.gov](http://www.fbi.gov). This report relies on reports published by BJS and the FBI as well as statistics calculated using online data tools available from both BJS and the FBI. These data tools are freely available and can be accessed online at [www.bjs.gov/index.cfm?ty=nvat](http://www.bjs.gov/index.cfm?ty=nvat) (for the NCVS data tool) and [www.bjs.gov/ucrdata](http://www.bjs.gov/ucrdata) (for the UCR data tool). These tools are user-friendly resources that permit interested readers to generate additional statistical tables that suit their particular interests.

Each statistical overview includes both text and graphics. Graphics are included in this year's Resource Guide to provide a visual representation of the data. Please note that, on the charts and graphs that accompany the statistics, the percentages do not always add up to 100 because the numbers have been rounded.



Trends in criminal victimization over time can provide useful insights by situating annual data into a broader context. To estimate these trends, criminologists rely on our two national sources of crime data: the Federal Bureau of Investigation's Uniform Crime Reporting Program (UCR) and the Bureau of Justice Statistics's National Crime Victimization Survey (NCVS). These two measures vary in the way they collect crime data with the most significant difference being the source upon which each relies. The UCR is based on police data, measures crimes known to local and state law enforcement, and includes victims of all ages as well as non-individual victims (such as commercial entities). The NCVS relies on victim reports and is based on a large, nationally representative household-based sample that gathers victimization information from individuals age 12 and older. The NCVS provides a complementary measure to the UCR and offers important insights into what criminologists call the "dark figure of crime," or crimes that go unreported. As both the UCR and NCVS have been collected for years, these two sources can provide data to generate crime trends in the United States. Trend data from both sources indicate that crime has decreased substantially, particularly in comparison to crime rates from the 1970s and 80s. UCR and NCVS data from the 2000s also continue to demonstrate a downward trend, although occasional fluctuations occur for some crimes. One recent change of note is the 2011 uptick in violent crime identified by the NCVS.<sup>1</sup>

## Violent Crime

- In 1993, the rate of non-fatal violent crimes reported by victims to the NCVS was 7,980 per 100,000 persons age 12 or older. In general, rates declined and reached a low of 1,930 per 100,000 persons age 12 or older in 2010 and increased again to 2,250 per 100,000 persons age 12 or older in 2011.<sup>2</sup>
- By comparison, the FBI reports the rate of fatal and non-fatal violent crime known to law enforcement in 1993 was 747.1 per 100,000 persons. Rates declined to a low of 386.3 per 100,000 persons in 2011.<sup>3</sup>
- Historically, males have higher rates of violent victimization compared to females. For example, in 1993 males reported to the NCVS that they experienced a rate of violent victimization of 96.9 per 1,000 persons age 12 or older while the rate reported to the NCVS by females was 63.7 per 1,000 persons age 12 or older. In 2011, the rates of violent victimization were 25.4 per 1,000 persons age 12 or older for males and 19.8 per 1,000 persons age 12 or older for females.<sup>4</sup>

- The percentage of victims of violent crimes who reported to the NCVS that they suffered an injury during their victimizations remained relatively stable from 2002 to 2011, around 25 to 26 percent.<sup>5</sup>
- In 2011, victims who reported to the NCVS said that about 49 percent of all violent victimizations were reported to police. Over the past 10 years, this percentage has remained fairly stable.<sup>6</sup>

## Homicide

- The FBI reports the rate of murder and non-negligent manslaughter known to law enforcement in 1993 was 9.5 per 100,000 persons. This rate declined and then remained fairly steady through the 2000s before reaching a low rate of 4.7 per 100,000 persons in 2011.
- The number of "Active Shooter Event," "mass murder," and "Active Shooter Cases" has increased in recent years. The inclusion of these fatalities in homicide statistics can significantly affect rates at the city level but not at the national level because these events make up a small percent of the national murder rate.<sup>7</sup>

## Rape

- A 2013 National Research Council Report suggests that the incidence of rape and sexual assault has been significantly undercounted by the National Crime Victimization Survey (NCVS).<sup>8</sup>
- The rate of rapes/sexual assaults reported by victims to the NCVS has declined in the last 10 years, going from 150 per 100,000 persons age 12 or older in 2002 to 90 per 100,000 persons age 12 or older in 2011.<sup>9</sup>

Victimization Analysis Tool, accessed September 5, 2013, <http://www.bjs.gov/index.cfm?ty=nvat>.

<sup>5</sup> Ibid., 3.

<sup>6</sup> Ibid., 8.

<sup>7</sup> For more information about "Active Shooter Event," "mass murder," and "Active Shooter Cases" definitions, see the section on [Mass Casualty Shootings](#). J. Pete Blair and M. Hunter Martindale, "United States Active Shooter Events from 2000 to 2010: Training and Equipment Implications," (Advanced Law Enforcement Rapid Response Training, Texas State University, 2013), 3, accessed October 4, 2013, <http://alerit.org/files/research/ActiveShooterEvents.pdf>; Federal Bureau of Investigation, *Crime in the United States, 2011*, table 1; Raymond W. Kelly, "Active Shooter: Recommendations and Analysis for Risk Mitigation, 2012 Edition," (New York City Police Department, 2012), 4, accessed October 7, 2013, <http://www.nyc.gov/html/nypd/downloads/pdf/counterterrorism/ActiveShooter.pdf>.

<sup>8</sup> National Research Council, *Estimating the Incidence of Rape and Sexual Assault*, (Washington DC: The National Academies Press, 2013), accessed December 2, 2013, [http://www.nap.edu/catalog.php?record\\_id=18605](http://www.nap.edu/catalog.php?record_id=18605).

<sup>9</sup> Rape/sexual assault is defined in the NCVS as forced sexual intercourse including psychological coercion as well as physical force. Forced sexual intercourse means vaginal, anal, or oral penetration by the offender(s). It also includes incidents where the penetration is from a foreign object. It includes attempted rapes, male as well as female victims and both heterosexual and homosexual rape. Attempted rape includes verbal threats of rape. Sexual assault is also included in this category that includes a wide range of victimizations, separate from rape or attempted rape. These crimes include attacks or attempted attacks generally involving unwanted sexual contact between victim and offender. Sexual assault may or may not involve force and include such things as grabbing and fondling. Sexual assault also includes verbal threats. Bureau of Justice Statistics, *NCVS Victimization Analysis Tool*.

<sup>1</sup> This increase in violent and property crime continued in 2012. See Lynn Langton, Michael Planty, and Jennifer Truman, *Criminal Victimization, 2012*, (Washington, DC: Bureau of Justice Statistics, U.S. Department of Justice, 2013), accessed November 12, 2013, <http://www.bjs.gov/index.cfm?ty=pbdetail&iid=4781>.

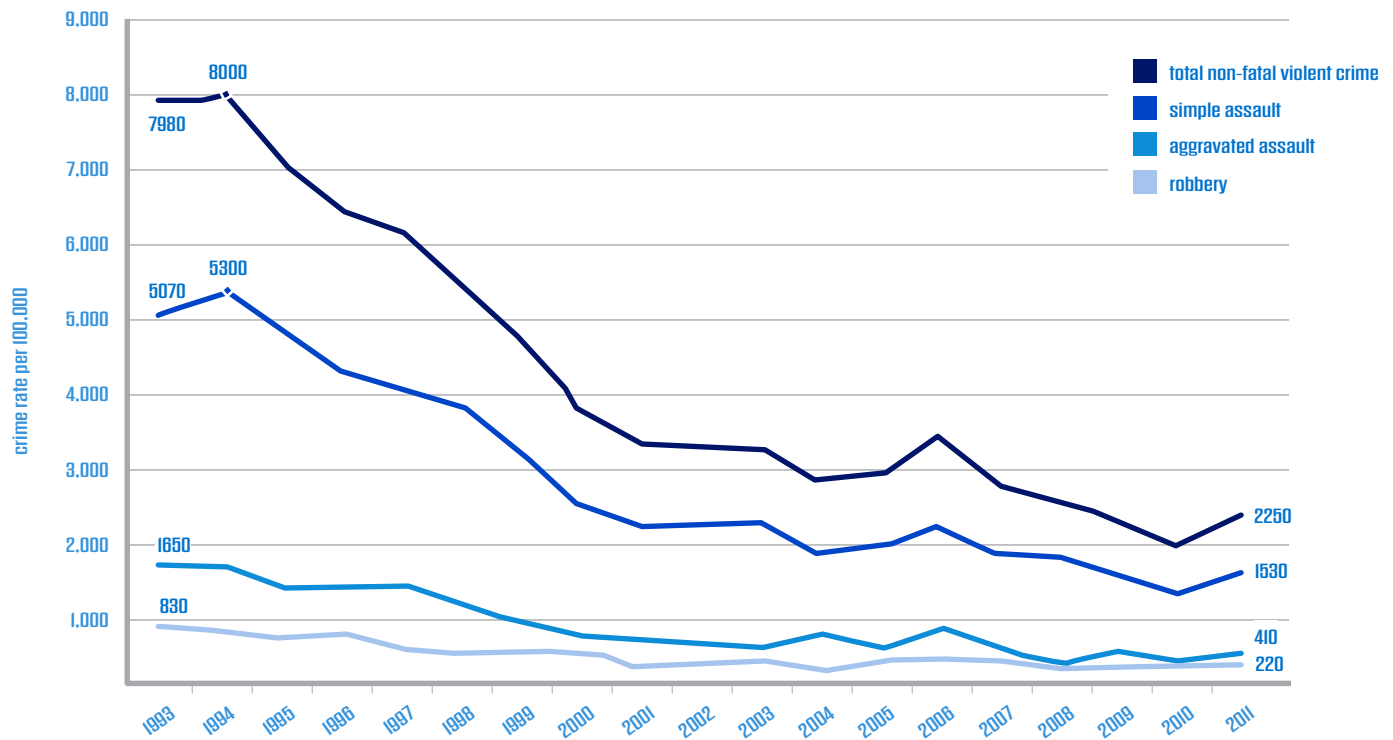
<sup>2</sup> "Reported by victims" means reported to interviewers for the National Crime Victimization Survey (NCVS). Crimes reported to NCVS interviewers were not necessarily reported to law enforcement. Non-fatal violent crimes include rape and sexual assault, robbery, aggravated assault, and simple assault. Calculated from Bureau of Justice Statistics, *Rates of Violent Victimization, 1993–2011*, generated using the NCVS Victimization Analysis Tool, accessed September 5, 2013, <http://www.bjs.gov/index.cfm?ty=nvat>.

<sup>3</sup> Fatal and non-fatal violent crimes include murder and non-negligent manslaughter, forcible rape, robbery, and aggravated assault. Federal Bureau of Investigation, "Crime—National or State Level Data with One Variable," *Uniform Reporting Statistics*, (U.S. Department of Justice, 2010), retrieved through tool, accessed September 3, 2013, <http://bjs.gov/ucrdata/Search/Crime/State/TrendsInOneVar.cfm>.

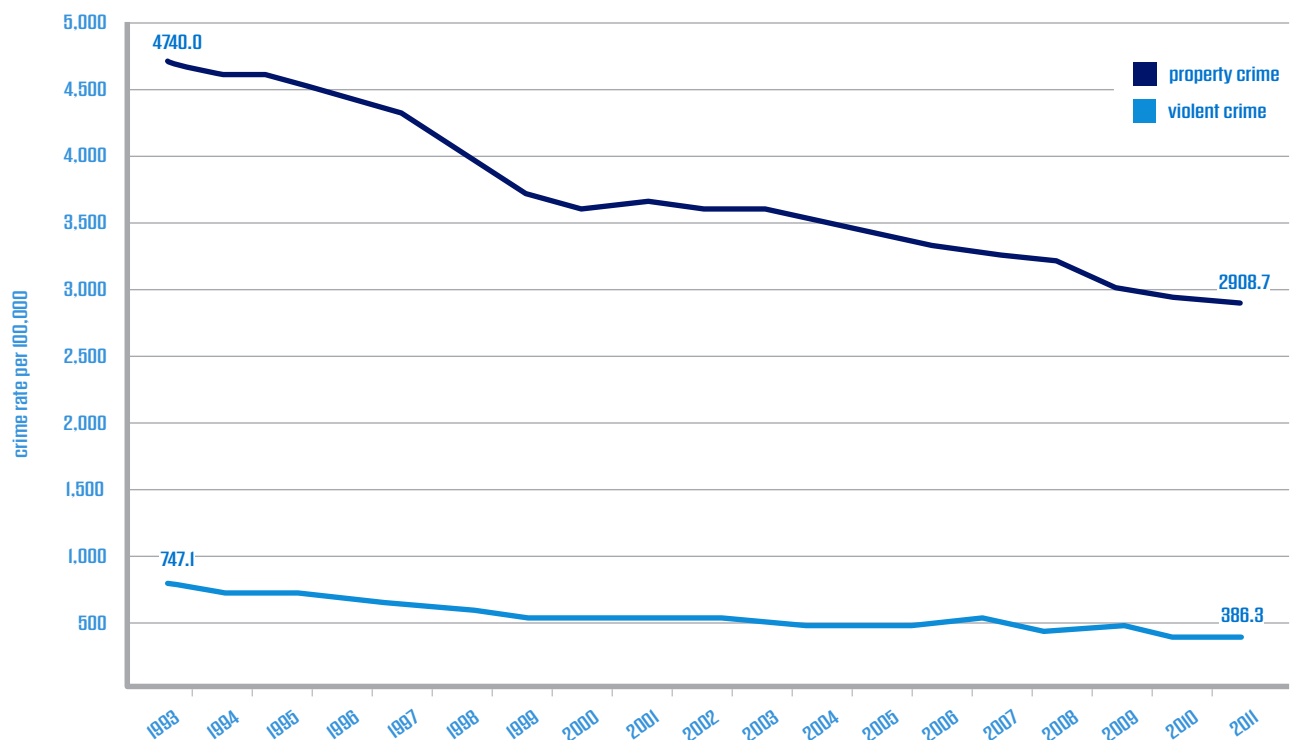
<sup>4</sup> Calculated from Bureau of Justice Statistics, *Rates of Violent Victimization, 1993–2011*, generated using the NCVS



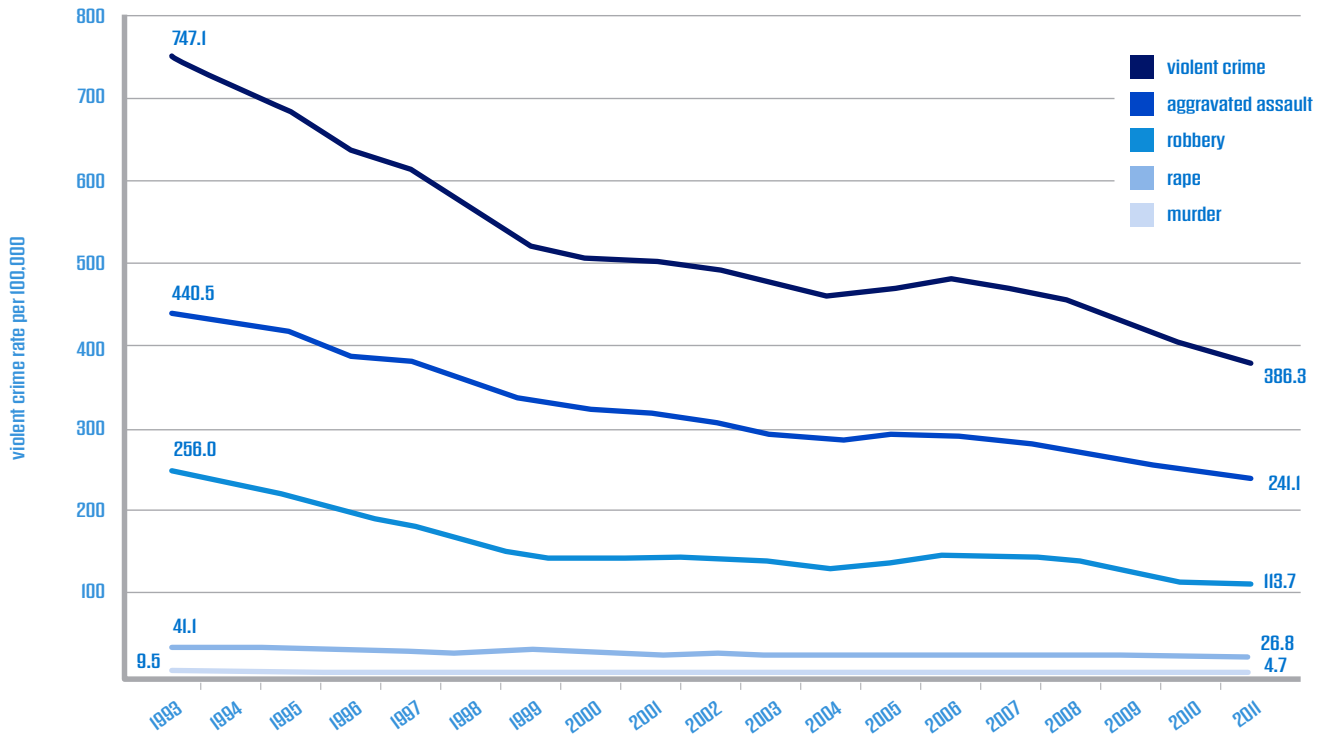
CRIME RATES REPORTED BY VICTIMS, NCVS 1993 — 2011



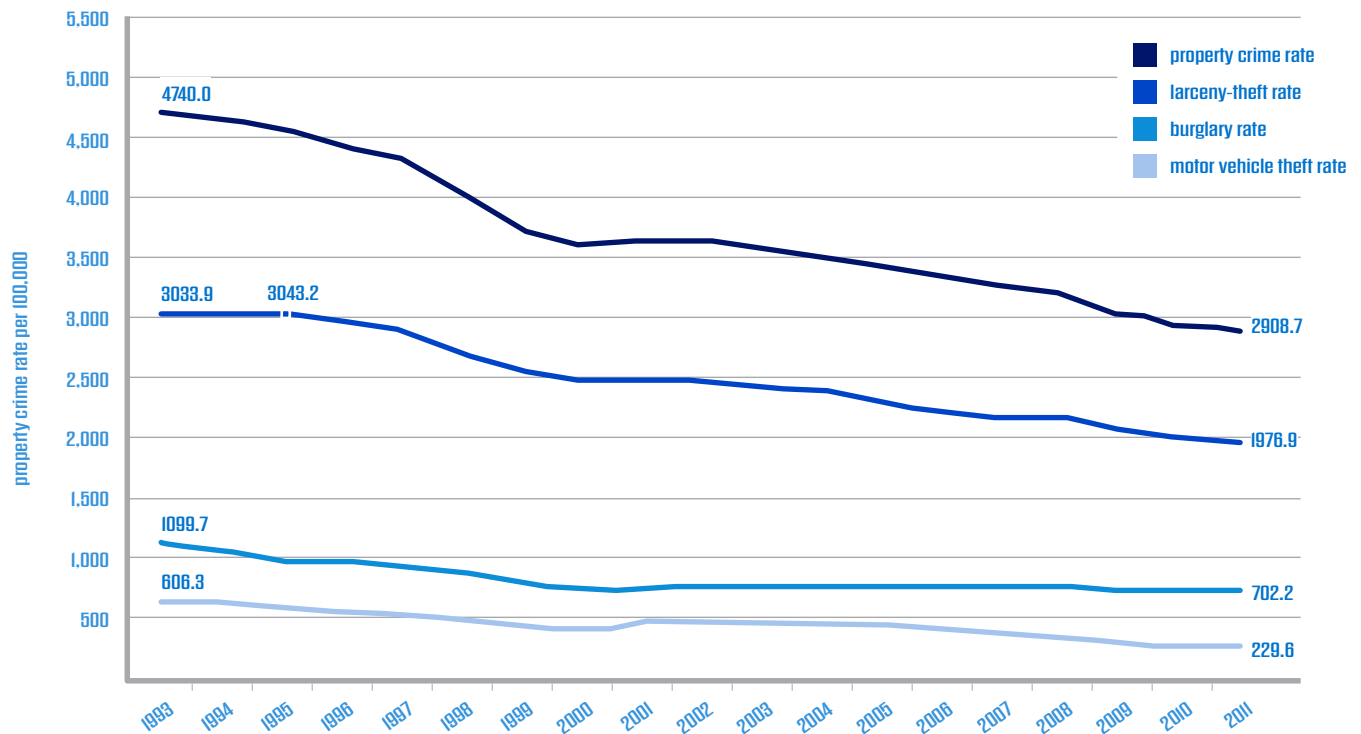
CRIME RATES KNOWN TO LAW ENFORCEMENT, UCR 1993 — 2011



**VIOLENT CRIME RATES KNOWN TO LAW ENFORCEMENT, UCR 1993 — 2011**



**PROPERTY CRIME RATES KNOWN TO LAW ENFORCEMENT, UCR 1993 — 2011**



- Using a different definition, the FBI reports the rate of forcible rapes known to law enforcement was 33.1 per 100,000 persons in 2002 and down to 26.8 per 100,000 persons in 2011.<sup>10</sup>
- Estimates of rape and sexual assault vary depending upon the definition used. Since its implementation in the 1930s, the UCR has defined forcible rape as only involving female victims and requiring force.<sup>11</sup> The FBI changed its definition of “forcible rape” to one of “rape,” which now includes victims of either gender and removes the force requirement.<sup>12</sup> The FBI announced this new definition in early 2012. As this change did not go into effect until January 1, 2013, the FBI has not issued any national data using this new definition.

## Assault

- The rate of aggravated assault reported by victims to the NCVS has declined in the last 10 years, going from 580 per 100,000 persons age 12 or older in 2002 to 410 per 100,000 persons age 12 or older in 2011.<sup>13</sup>
- By comparison, the FBI reports the rate of aggravated assault known to law enforcement was 309.5 per 100,000 persons in 2002 and down to 241.1 per 100,000 persons in 2011.<sup>14</sup>
- Rates of simple assaults reported by victims to the NCVS follow a similar trend, going from 2,210 per 100,000 persons age 12 or older in 2002 to 1,500 per 100,000 persons age 12 or older in 2011.<sup>15</sup>

## Robbery

- The rate of robbery reported by victims to the NCVS has decreased in the last 10 years, going from 270 per 100,000 persons age 12 or older in 2002 to 220 per 100,000 persons age 12 or older in 2011.<sup>16</sup>

- By comparison, the FBI reports the rate of robbery known to law enforcement in 2002 was 146.1 per 100,000 persons and dropped to 113.7 per 100,000 persons in 2011.<sup>17</sup>

## Weapon-Related Violent Crime

- As reported by victims to the NCVS, from 2002 to 2011, the rate of serious violent crimes involving weapons declined from 6.9 per 1,000 persons age 12 or older to 4.6 persons age 12 or older.<sup>18</sup>
- Between 2002 and 2011, the percent of all violent victimizations reported by victims to the NCVS that were committed with firearms remained stable between 7 and 8 percent.<sup>19</sup>

## Property Crime

- The FBI reports the rate of property crime known to law enforcement was 4,740.0 per 100,000 persons in 1993. The rate decreased through the 1990s and 2000s, reaching a low rate of 2,908.7 per 100,000 persons in 2011.<sup>20</sup>
- As reported by victims to the NCVS, between 2002 and 2011, the property crime victimization rate declined 18 percent (from 168.2 per 1,000 households to 138.7 per 1,000 households).<sup>21</sup>
- In 2011, as reported by victims to the NCVS, 37 percent of property crimes were reported to the police. Over the past 10 years, this percentage has remained fairly stable.<sup>22</sup>

## Burglary, Motor Vehicle Theft, and Theft

- The rate of household burglary reported by victims to the NCVS has remained fairly constant in the last 10 years with the 2002 and 2011 rates being approximately 29.5 per 1,000 households.<sup>23</sup>
- The FBI reports the rate of burglary known to law enforcement has decreased in the last 10 years, going from 747.0 per 100,000 persons in 2002 to 702.2 per 100,000 persons in 2011.<sup>24</sup>

<sup>10</sup> Forcible rape is defined here as “the carnal knowledge of a female forcibly and against her will. Attempts or assaults to commit rape by force or threat of force are also included; however, statutory rape (without force) and other sex offenses are excluded.” Federal Bureau of Investigation, *Crime in the United States, 2011*, (Washington, DC: U.S. Department of Justice, 2012), table 1, accessed September 5, 2013, <http://www.fbi.gov/about-us/cjis/ucr/crime-in-the-u.s/2011/crime-in-the-u.s.-2011/tables/table-1>.

<sup>11</sup> Ibid.

<sup>12</sup> Specifically the definition states, “Penetration, no matter how slight, of the vagina or anus with any body part or object, or oral penetration by a sex organ of another person, without the consent of the victim.” Federal Bureau of Investigation, *Frequently Asked Questions about the Change in the UCR Definition of Rape*, (2013), accessed November 15, 2013, <http://www.fbi.gov/about-us/cjis/ucr/recent-program-updates/new-rape-definition-frequently-asked-questions>.

<sup>13</sup> Jennifer L. Truman and Michael Planty, *Criminal Victimization, 2011*, (Washington, DC: Bureau of Justice Statistics, U.S. Department of Justice, 2012), 3, accessed September 3, 2013, <http://www.bjs.gov/content/pub/pdf/cv11.pdf>.

<sup>14</sup> Federal Bureau of Investigation, “Crime—National or State Level Data with One Variable.”

<sup>15</sup> Truman and Planty, *Criminal Victimization, 2011*, 3.

<sup>16</sup> Ibid.

<sup>17</sup> Federal Bureau of Investigation, “Crime—National or State Level Data with One Variable.”

<sup>18</sup> Ibid., table 2.

<sup>19</sup> Ibid.

<sup>20</sup> Federal Bureau of Investigation, *Crime in the United States, 2011*, table 1.

<sup>21</sup> Truman and Planty, *Criminal Victimization, 2011*, table 4.

<sup>22</sup> Ibid., table 8.

<sup>23</sup> Ibid., 4.

<sup>24</sup> Federal Bureau of Investigation, “Crime—National or State Level Data with One Variable.”

- The FBI reports the rate of motor vehicle theft known to law enforcement in 1993 was 606.3 per 100,000 persons. This rate has declined, reaching a low of 229.6 per 100,000 persons in 2011.<sup>25</sup>
- The FBI reports the rate of larceny-theft known to law enforcement has decreased in the last 10 years, going from 2,450.7 per 100,000 persons in 2002 to 1,976.9 per 100,000 persons in 2011.<sup>26</sup>
- The personal theft rate reported by victims to the NCVS decreased between 2002 and 2011 by 19 percent, going from 129.5 per 1,000 households to 104.2 per 1,000 households.<sup>27</sup> +



<sup>25</sup> Federal Bureau of Investigation, *Crime in the United States, 2011*, table 1.

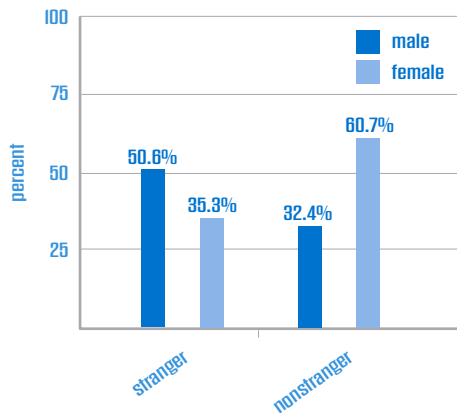
<sup>26</sup> *Ibid.*

<sup>27</sup> Truman and Planty, *Criminal Victimization, 2011*, table 4.

Although assaults have declined significantly in the past decade, millions of these crimes occur every year. The majority of assaults involve the use of hands, fists, and feet or clubs or blunt objects rather than firearms or knives. Victimization varies in important ways, both by sex and by ethnicity. Males experience more assaults by strangers, and females experience more assaults by intimate partners and other people known to them. American Indian or Alaska Natives, blacks, and Hispanics experience higher rates of assault than whites or Asian or Pacific Islanders.

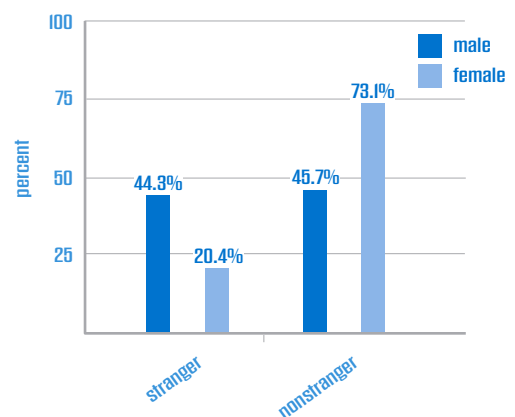
- In 2011, 61 percent of all serious violent crimes were reported to the police.<sup>1</sup>
- The percent of aggravated assault victimizations reported to the police in 2011 was 67 percent, while the percent of reported simple assaults was 43 percent.<sup>2</sup>
- In cases in 2011 where victims indicated their relationship to the offender, males experienced aggravated assault by a nonstranger (including intimate partner, other relative, and friend/acquaintance) in 32.4 percent of cases and by a stranger in 50.6 percent. Females experienced aggravated assault by a nonstranger in 60.7 percent of cases and by a stranger in 35.3 percent of cases.<sup>3</sup>
- In 2011, the rate of aggravated assault incidences known to law enforcement in metropolitan counties was 249.1 per 100,000 inhabitants and the rate in non-metropolitan counties was 146.8 per 100,000.<sup>4</sup>

**AGGRAVATED ASSAULT CASES  
BY SEX AND VICTIM/OFFENDER RELATIONSHIP, 2011**



- In 2011, 305,939 total arrests were made on aggravated assault charges, a rate of 128.0 per 100,000 inhabitants. Other assault cases resulted in 955,620 arrests at a rate of 399.9 per 100,000 inhabitants.<sup>5</sup>
- In 2011, of the 656,662 aggravated assaults known to law enforcement, 56.9 percent were cleared by arrest. In cities with more than 250,000 citizens, 49.7 percent were cleared by arrest. The percentage was 63.8 percent in cities with a population under 10,000, and 62.2 percent in suburban areas.<sup>6</sup>
- From 2002 to 2011, the rate of aggravated assault reported by victims against persons age 12 years or older declined by 28 percent. The rate in 2011 had declined to 2.7 incidents per 1,000 persons; in 2002 it was 3.8 per 1,000 persons.<sup>7</sup>
- In reported cases, females are more likely than males to experience assault by an intimate partner. In aggravated assaults, male victims reported that the offender was an intimate partner in 6.7 percent of incidents, whereas females reported an intimate partner offender in 26.8 percent of cases.<sup>8</sup>
- From 2010 to 2011, the rate of violent crime reported by victims increased by 17 percent. Simple assaults rates increased by 21 percent.<sup>9</sup>
- For simple assault, in cases where the victims indicated their relationship to the offender, males were victimized by a

**SIMPLE ASSAULT CASES  
BY SEX AND VICTIM/OFFENDER RELATIONSHIP, 2011**



<sup>1</sup> Jennifer L. Truman and Michael Planty, *Criminal Victimization, 2011*, (Washington, DC: Bureau of Justice Statistics, U.S. Department of Justice, 2012), 8, accessed September 3, 2013, <http://www.bjs.gov/content/pub/pdf/cv11.pdf>.

<sup>2</sup> Ibid.

<sup>3</sup> Calculated from Bureau of Justice Statistics, *Number of Aggravated Assaults by Sex and Victim-Offender Relationship, 2011*, generated using the NCVS Victimization Analysis Tool, accessed September 6, 2013, <http://www.bjs.gov/index.cfm?ty=nvat>.

<sup>4</sup> Federal Bureau of Investigation, *Crime in the United States, 2011*, (Washington, DC: U.S. Department of Justice, 2012), table 2, accessed September 3, 2013, <http://www.fbi.gov/about-us/cjis/ucr/crime-in-the-u.s/2011/crime-in-the-u.s.-2011/tables/table-2>.

<sup>5</sup> Ibid., table 31, accessed September 3, 2012, <http://www.fbi.gov/about-us/cjis/ucr/crime-in-the-u.s/2011/crime-in-the-u.s.-2011/tables/table-31>.

<sup>6</sup> Ibid., table 25, accessed September 3, 2012, <http://www.fbi.gov/about-us/cjis/ucr/crime-in-the-u.s/2011/crime-in-the-u.s.-2011/tables/table-25>.

<sup>7</sup> Truman and Planty, *Criminal Victimization, 2011*, 9.

<sup>8</sup> Calculated from Bureau of Justice Statistics, *Number of Aggravated Assaults by Sex and Victim-Offender Relationship, 2011*, generated using the NCVS Victimization Analysis Tool, accessed September 6, 2013, <http://www.bjs.gov/index.cfm?ty=nvat>.

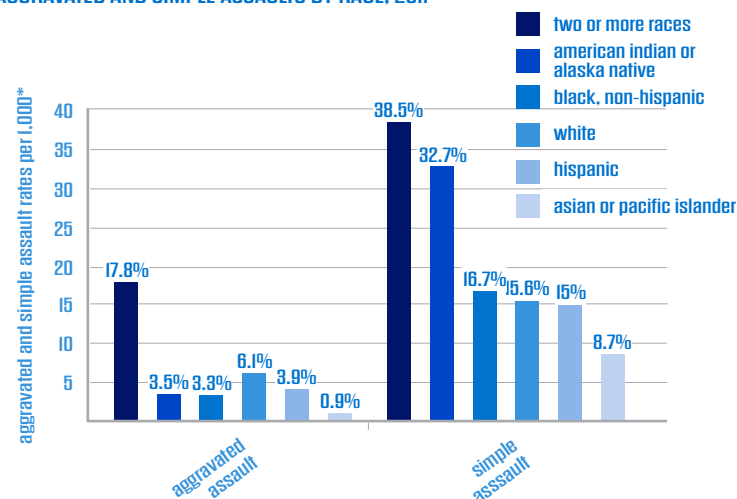
<sup>9</sup> Truman and Planty, *Criminal Victimization, 2011*, 3.



nonstranger in 45.7 percent of cases and by a stranger in 44.3 percent of cases. Females experienced simple assault by a nonstranger in 73.1 percent of cases and by a stranger in 20.4 percent of cases.<sup>10</sup>

- From 2002 to 2011, the rate of simple assault reported by victims against persons age 12 years or older declined by 31 percent. The rate of simple assault in 2011 was 15.3 incidents per 1,000 persons; in 2002 it was 22.1 per 1,000 persons.<sup>11</sup>
- In simple assault cases reported by victims, 8.9 percent of males were victimized by an intimate partner, compared to 22.7 percent of females.<sup>12</sup>
- In 2011, victims experienced 1,052,084 aggravated assaults. Ten percent of these incidents involved no weapons used by an offender; 10 percent involved a weapon, including firearms (31 percent of all incidents), knives (27 percent), other weapons (26 percent), and unidentified weapons (6 percent).<sup>13</sup>
- In 2011, as reported by victims, the rate of aggravated assault against people of two or more races was 17.8 per 1,000 people. American Indians or Alaska Natives were assaulted at a rate of 3.5, blacks (non-Hispanic) at a rate of 6.1, whites at a rate of 3.9, Hispanics at a rate of 3.3, and Asian or Pacific Islander at a rate one of 0.9 per 1,000 people.<sup>14</sup>
- In 2011, as reported by victims, the rate of simple assault against people of two or more races was 38.5 per 1,000 people. American Indians or Alaska Natives were assaulted at a rate of 32.7, Hispanics at a rate of 16.7, blacks (non-Hispanic) at a rate of 15.6, whites at a rate of 15.0, and Asian or Pacific Islander at a rate of 8.7 per 1,000 people.<sup>15</sup>

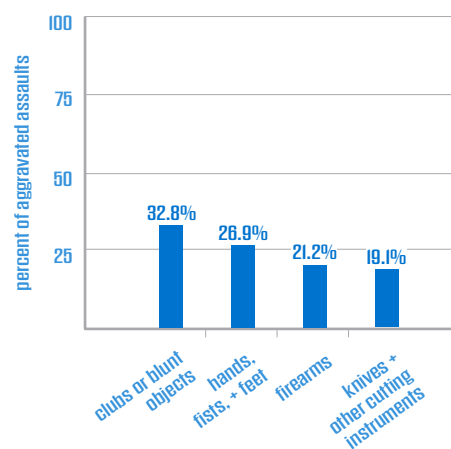
AGGRAVATED AND SIMPLE ASSAULTS BY RACE, 2011



\* In cases of simple assault, American Indian and Alaska Native figures are based on a sample size of 10 or fewer. In cases of aggravated assault, American Indian and Alaska Native, Asian or Pacific Islander, and "two or more races" figures are based on sample sizes of 10 or fewer. In these instances, the data is less statistically reliable.

- In 2011, the types of weapons used during aggravated assaults known to law enforcement included: personal weapons such as hands, fists, and feet at 26.9 percent; firearms at 21.2 percent; and knives or other cutting instruments at 19.1 percent. Other weapons, such as clubs or blunt objects, were used in 32.8 percent of aggravated assaults.<sup>16</sup>

WEAPONS USED IN AGGRAVATED ASSAULTS, 2011



<sup>10</sup> Calculated from Bureau of Justice Statistics, *Number of Simple Assaults by Sex and Victim-Offender Relationship, 2011*, generated using the NCVS Victimization Analysis Tool, accessed September 6, 2013, <http://www.bjs.gov/index.cfm?ty=nvat>.

<sup>11</sup> Truman and Planty, *Criminal Victimization, 2011*, 3.

<sup>12</sup> Calculated from Bureau of Justice Statistics, *Number of Simple Assaults by Sex and Victim-Offender Relationship, 2011*, generated using the NCVS Victimization Analysis Tool, accessed September 6, 2013, <http://www.bjs.gov/index.cfm?ty=nvat>.

<sup>13</sup> Calculated from Bureau of Justice Statistics, *Number of Aggravated Assaults by Sex and Victim-Offender Relationship, 2011*, generated using the NCVS Victimization Analysis Tool, accessed September 6, 2013, <http://www.bjs.gov/index.cfm?ty=nvat>.

<sup>14</sup> Calculated from Bureau of Justice Statistics, *Number of Violent Victimization, Aggravated Assaults, and Simple Assaults by Race/Hispanic Origin-Expanded Categories, 2011*, generated using the NCVS Victimization Analysis Tool, accessed September 9, 2013, <http://www.bjs.gov/index.cfm?ty=nvat>.

<sup>15</sup> Ibid.

<sup>16</sup> Federal Bureau of Investigation, *Crime in the United States, 2011*, table 2, accessed September 3, 2013, <http://www.fbi.gov/about-us/cjis/ucr/crime-in-the-u.s/2011/crime-in-the-u.s.-2011/tables/aggravated-assault-table>.

- In 2010, the rate of law enforcement officers assaulted in the line of duty was 10.0 assaults per 100 officers.<sup>17</sup> This number increased slightly in 2011 to 10.2 per 100 officers.<sup>18</sup>
- Of all the officers who were assaulted in 2011, 33.3 percent were assaulted while responding to disturbance calls, 14.7 percent while attempting other arrests, and 12.6 percent while handling or transporting prisoners.<sup>19</sup>
- In 2011, 79.9 percent of law enforcement officers who were assaulted were attacked with personal weapons (e.g., hands, fists, or feet), and 4.0 percent were assaulted with firearms. Of law enforcement officers who were assaulted, 26.6 percent sustained injuries.<sup>20</sup>
- The largest percentage of assaults on officers in 2011, 15.3 percent, occurred between 12:01 a.m. and 2 a.m. This percentage is consistent with those in the previous 12 years.<sup>21</sup>
- Of the officers who were assaulted in 2011, 63.9 percent were assigned to one-officer vehicle patrols and 17.0 percent were assigned to two-officer vehicle patrols.<sup>22</sup> +



<sup>17</sup> Federal Bureau of Investigation, *Law Enforcement Officers Killed and Assaulted, 2010*, (Washington, DC: U.S. Department of Justice, 2011), table 66, accessed September 3, 2013, <http://www.fbi.gov/about-us/cjis/ucr/leoka/leoka-2010/tables/table66-leo-assaulted-region-division-10.xls>.

<sup>18</sup> Federal Bureau of Investigation, *Law Enforcement Officers Killed and Assaulted, 2011*, (Washington, DC: U.S. Department of Justice, 2012), table 66, accessed September 3, 2013, <http://www.fbi.gov/about-us/cjis/ucr/leoka/2011/tables/table-66>.

<sup>19</sup> Ibid., table 68, <http://www.fbi.gov/about-us/cjis/ucr/leoka/2011/tables/table-68>.

<sup>20</sup> Ibid., table 73, <http://www.fbi.gov/about-us/cjis/ucr/leoka/2011/tables/table-73>.

<sup>21</sup> Ibid., table 67, <http://www.fbi.gov/about-us/cjis/ucr/leoka/2011/tables/table-67>.

<sup>22</sup> Ibid., table 69, <http://www.fbi.gov/about-us/cjis/ucr/leoka/2011/tables/table-69>.

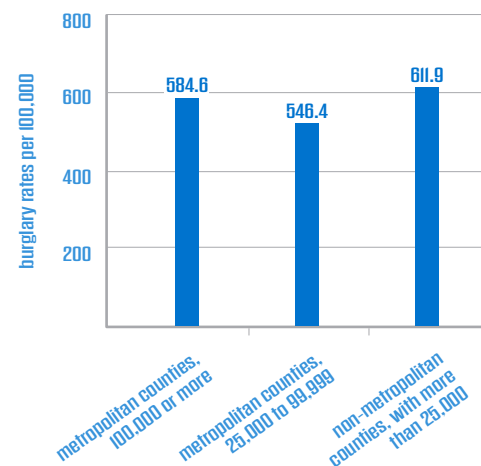
# Burglary, Robbery, and Theft

While robbery, burglary, and theft all involve the loss of items of value, these crimes also differ. Robbery is both a violent crime and one that involves property. Robbery victims are immediately aware of the crime because they are present when it takes place. Burglary, however, is a theft from a dwelling or structure that may or may not be inhabited at the time of the crime. [The crime escalates to robbery if someone is present in the structure when it is entered.] A disproportionate number of burglaries, robberies, and thefts occur in metropolitan areas. Since 2002, the overall occurrence of household property crimes (household burglaries, motor vehicle thefts, and thefts) has decreased by more than 18 percent and robberies have decreased by 20 percent. From 2010 to 2011, these rates increased by 11 percent and decreased by 3 percent, respectively.<sup>1</sup> While the dollar value of these crimes is difficult to pinpoint, especially accounting for the intangible effects of victimization, total losses to victims from property crimes (which include burglary and larceny theft) amount to billions of dollars every year.<sup>2</sup>

- In 2011, 2,188,005 burglaries occurred in the United States, at a rate of 702.2 per 100,000 inhabitants.<sup>3</sup>
- In 2011, the volume of burglary in the United States increased by 0.9 percent, and the rate per 100,000 people increased by 0.2 percent.<sup>4</sup>
- Between 2010 and 2011, the rate of robberies in the United States decreased 4.0 percent.<sup>5</sup> Larceny-theft crimes, the unlawful taking of property, decreased 1.4 percent.<sup>6</sup> The rate of overall property victimization increased 11 percent during this time.<sup>7</sup>
- Between 2010 and 2011, the rate of robberies decreased by 4.7 percent. The estimated number of motor vehicle thefts decreased 4.0 percent; larceny-theft decreased 1.4 percent; and burglary increased 0.2 percent.<sup>8</sup>
- As reported by victims in 2011, 52.7 percent of robberies of male victims were committed by a stranger, and 40.4 percent of robberies of female victims were committed by a stranger.<sup>9</sup>

- As reported by victims in 2011, 42 percent of robberies involved no weapons. Firearms were used in 25.7 percent of robberies, and a knife was used in 10.8 percent of robberies.<sup>10</sup>
- In 2011, burglaries occurred at a rate of 584.6 per 100,000 inhabitants in metropolitan counties of more than 100,000. The number of burglaries known was 240,309.<sup>11</sup> Metropolitan counties with populations between 25,000 and 99,999 recorded 120,875 known burglaries, or a rate of 546.4 per 100,000 inhabitants. In non-metropolitan counties with more than 25,000 inhabitants, burglaries occurred at a rate of 611.9 per 100,000; the number of known burglaries was 71,535.<sup>12</sup>

**BURGLARY RATES BY COUNTY TYPE, 2011**



- In 2011, the number of known burglaries by forcible entry was 1,186,204. The number of burglaries by unlawful entry known to law enforcement was 648,484.<sup>13</sup>
- In 2011, 557,214 burglaries were committed at nonresidential (store, office, etc.) locations; 1,630,791 burglaries occurred in residences in the United States. Of the burglaries occurring at residences in 2011, 442,970 of those occurred at night and 860,425 occurred during the day.<sup>14</sup>
- The rate of robberies per 100,000 inhabitants in the metropolitan counties with over 100,000 inhabitants was 74.2 in 2011, while the same rate for the most densely populated

<sup>1</sup> Jennifer L. Truman and Michael Planty, *Criminal Victimization, 2011*. (Washington, DC: Bureau of Justice Statistics, U.S. Department of Justice, 2012). 8, accessed September 3, 2013, <http://www.bjs.gov/content/pub/pdf/cv11.pdf>.

<sup>2</sup> Bureau of Justice Statistics, "Criminal Victimization in the United States, 2007." (Washington, DC: U.S. Department of Justice, report update 1), table B2, accessed October 15, 2012, <http://bjs.ojp.usdoj.gov/content/pub/pdf/cvus07.pdf>. This report on crimes both reported and not reported to police stated the cost of property crime at more than \$16 billion.

<sup>3</sup> Federal Bureau of Investigation, *Crime in the United States, 2011*. (Washington, DC: U.S. Department of Justice, 2012), table 1, accessed September 9, 2013, <http://www.fbi.gov/about-us/cjis/ucr/crime-in-the-u.s/2011/crime-in-the-u.s.-2011/tables/table-1>.

<sup>4</sup> Ibid., table 1A, <http://www.fbi.gov/about-us/cjis/ucr/crime-in-the-u.s/2011/crime-in-the-u.s.-2011/tables/table-1>.

<sup>5</sup> Ibid.

<sup>6</sup> Ibid.

<sup>7</sup> Jennifer L. Truman and Michael Planty, *Criminal Victimization, 2011*. 8, accessed September 3, 2013, <http://www.bjs.gov/content/pub/pdf/cv11.pdf>.

<sup>8</sup> Federal Bureau of Investigation, *Crime in the United States, 2011*, table 1A.

<sup>9</sup> Calculated from Bureau of Justice Statistics, *Number of Robberies by Victim-Offender Relationship and Sex, 2011*, generated using the NCVS Victimization Analysis Tool, accessed September 9, 2013, <http://www.bjs.gov/index.cfm?ty=nval>.

<sup>10</sup> Calculated from Bureau of Justice Statistics, *Percent of Robberies by Weapon Use and Weapon Category, 2011*, generated using the NCVS Victimization Analysis Tool, accessed September 10, 2013, <http://www.bjs.gov/index.cfm?ty=nval>.

<sup>11</sup> Federal Bureau of Investigation, *Crime in the United States, 2011*, table 14, accessed September 10, 2013, [http://www.fbi.gov/about-us/cjis/ucr/crime-in-the-u.s/2011/crime-in-the-u.s.-2011/tables/table-14\\_crime\\_trends\\_by\\_metropolitan\\_and\\_nonmetropolitan\\_counties\\_by\\_population\\_group\\_2010-2011.xls](http://www.fbi.gov/about-us/cjis/ucr/crime-in-the-u.s/2011/crime-in-the-u.s.-2011/tables/table-14_crime_trends_by_metropolitan_and_nonmetropolitan_counties_by_population_group_2010-2011.xls).

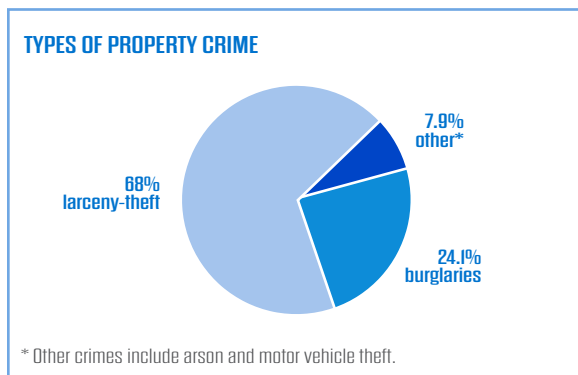
<sup>12</sup> Ibid.

<sup>13</sup> Ibid., table 19, accessed September 10, 2013, [http://www.fbi.gov/about-us/cjis/ucr/crime-in-the-u.s/2011/crime-in-the-u.s.-2011/tables/table-19\\_rate\\_number\\_of\\_crimes\\_per\\_100000\\_inhabitants\\_additional\\_information\\_about\\_selected\\_offenses\\_2011.xls](http://www.fbi.gov/about-us/cjis/ucr/crime-in-the-u.s/2011/crime-in-the-u.s.-2011/tables/table-19_rate_number_of_crimes_per_100000_inhabitants_additional_information_about_selected_offenses_2011.xls).

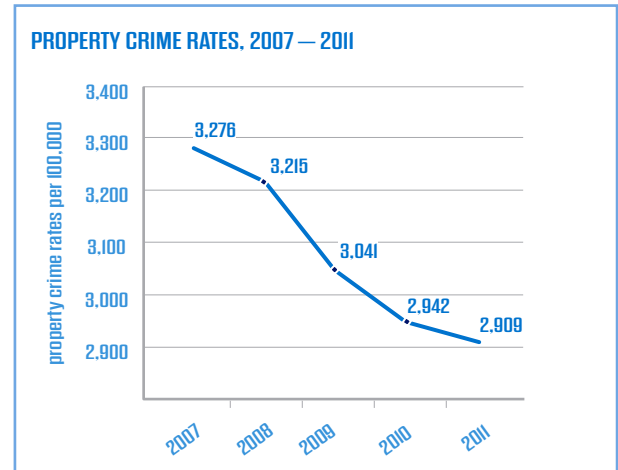
<sup>14</sup> Ibid., table 7, accessed September 10, 2013, <http://www.fbi.gov/about-us/cjis/ucr/crime-in-the-u.s/2011/crime-in-the-u.s.-2011/tables/table-7>.

non-metropolitan counties (with 25,000 or more residents) was 17.6.<sup>15</sup>

- Of all reported robbery cases, 127,521 involved a firearm and 129,606 cases involved a strong-arm (the use or threatened use of hands, arms, feet, fists, or teeth as weapons to deprive the victim of property).<sup>16</sup>
- The rate of robbery involving a firearm was the highest (28.3 per 100,000 inhabitants) in metropolitan counties. However, the rate of robberies involving a strong-arm was highest in suburban areas (26.7 per 100,000 inhabitants).<sup>17</sup>
- In 2011, there were an estimated 6,159,795 larceny-thefts nationwide.<sup>18</sup>
- In metropolitan counties in 2011, there were 919,323 cases of larceny-theft, which is a rate of 1,354.7 per 100,000 inhabitants.<sup>19</sup>
- Property crime decreased 0.5 percent from 2010 to 2011. The 5-year trend (see chart below) showed a 8.3 percent decrease between 2007 and 2011.<sup>20</sup>



- Of all property crimes in 2011, 68.0 percent were larceny-theft and 24.1 percent were burglaries.<sup>21</sup>



- In 2011, victims reported a rate of property crime victimizations of 138.7 per 1,000 households.<sup>22</sup>
- Motor vehicle theft accounted for 24.8 percent of all thefts in 2011. Shoplifting accounted for 17.5 percent.<sup>23</sup>
- In 2011, victims reported 37 percent of property crimes to police. Law enforcement received reports on 52 percent of burglaries, 83 percent of motor vehicular thefts, and 30 percent of thefts.<sup>24</sup> +



<sup>15</sup> Ibid., table 14.  
<sup>16</sup> Ibid., table 19, <http://www.fbi.gov/about-us/cjis/ucr/crime-in-the-u.s/2010/crime-in-the-u.s.-2010/tables/10tbl19.xls>.  
<sup>17</sup> Ibid.  
<sup>18</sup> Ibid., table 1, <http://www.fbi.gov/about-us/cjis/ucr/crime-in-the-u.s/2011/crime-in-the-u.s.-2011/tables/table-1>.  
<sup>19</sup> Ibid., table 18, [http://www.fbi.gov/about-us/cjis/ucr/crime-in-the-u.s/2011/crime-in-the-u.s.-2011/tables/table-18\\_rate\\_number\\_of\\_crimes\\_per\\_100000\\_inhabitants\\_by\\_metropolitan\\_and\\_nonmetropolitan\\_counties\\_2011.xls](http://www.fbi.gov/about-us/cjis/ucr/crime-in-the-u.s/2011/crime-in-the-u.s.-2011/tables/table-18_rate_number_of_crimes_per_100000_inhabitants_by_metropolitan_and_nonmetropolitan_counties_2011.xls).  
<sup>20</sup> Ibid., table 1, <http://www.fbi.gov/about-us/cjis/ucr/crime-in-the-u.s/2011/crime-in-the-u.s.-2011/tables/table-1>.

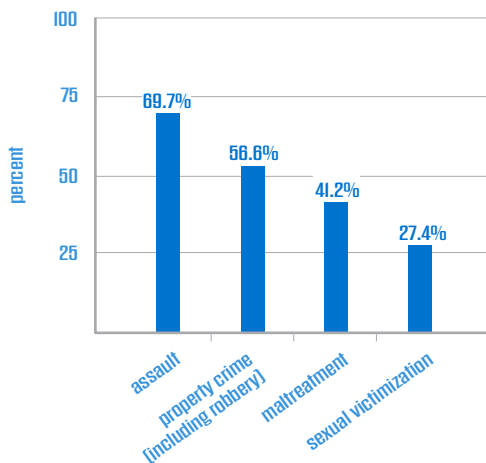
<sup>21</sup> Ibid.  
<sup>22</sup> Truman and Planty, *Criminal Victimization, 2011*, table 4.  
<sup>23</sup> Federal Bureau of Investigation, *Crime in the United States, 2011*, "Larceny-theft," <http://www.fbi.gov/about-us/cjis/ucr/crime-in-the-u.s/2011/crime-in-the-u.s.-2011/property-crime/larceny-theft>.  
<sup>24</sup> Truman and Planty, *Criminal Victimization, 2011*, table 8.

# Child, Youth, and Teen Victimization

Children, youth, and teens experience high levels of victimization. Crimes against young people include abuse, neglect, and homicide, and a majority of children and adolescents have experienced some form of physical assault in their lifetimes. Teenagers, in particular, experience high levels of assault, maltreatment, and property victimization. Large percentages of children, youth, and teens are also regularly exposed to physical and emotional violence in their homes, schools, and neighborhoods. Schools are more aware than other authorities about child victimization, especially because more crimes are committed against children at school than outside of school.

- Of children age 0 to 17 years in 2011, 41.2 percent were physically assaulted in the previous 12 months.<sup>1</sup>
- Of the U.S. population of 14- to 17-year-olds, 69.7 percent had been assaulted, 56.6 percent had experienced a property victimization (including robbery), 41.2 percent had been maltreated, and 27.4 percent had been sexually victimized at some point in their lifetime.<sup>2</sup>

**LIFETIME VICTIMIZATION OF TEENS, AGES 14 — 17, BY TYPE, 2011\***



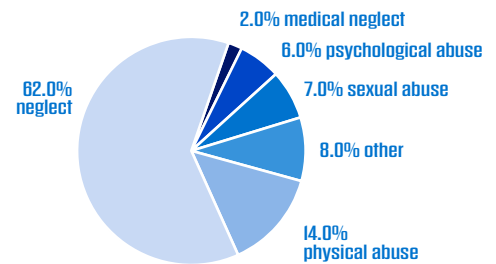
\* Note: "Maltreatment" is maltreatment by a caregiver.

- In 2011, of children age 0 to 17, 0.0 percent of males and 0.3 percent of females were sexually victimized by a caregiver, 4.5 percent of males and 2.9 percent of females were physically abused by a caregiver, and 6.9 percent of males and 6.0 percent of females had experienced neglect by a caregiver in the previous year.<sup>3</sup>
- At some point in their lifetime, 54.5 percent of children and adolescents (age 0 to 17) experienced some form of physical

assault, 24.6 percent were victims of physical intimidation (i.e., physical bullying), 51.8 percent were victims of relational aggression (i.e., emotional bullying),<sup>4</sup> and 10.3 percent were victims of assault with a weapon.<sup>5</sup>

- In 2010, just under one-half (45 percent) of all child victims of maltreatment were white, 22 percent were African American, and 21 percent were Hispanic.<sup>6</sup>
- In 2010, child protective services found approximately 754,000 children were victims of maltreatment (abuse and neglect). Children age 0 to 3 years account for 34 percent of child maltreatment victims.<sup>7</sup> Parents are the perpetrators of child maltreatment in 81 percent of the cases.<sup>8</sup>
- During 2010, 62 percent of child maltreatment victims experienced neglect, 14 percent were physically abused, 7 percent were sexually abused, 6 percent were psychologically maltreated, and 2 percent were medically neglected. In addition, 8 percent of child victims experienced other types of maltreatment.<sup>9</sup>
- In 2010, an estimated 1,560 children died as a result of maltreatment. Forty-eight percent of these children were under a year old. Seventy-nine percent of child fatalities were caused by the child's parents, and 29 percent of fatalities were caused by the mother alone.<sup>10</sup>

**CHILD MALTREATMENT BY TYPE OF ABUSE, 2010\***



\* Numbers do not add up to 100% due to <1% unknown/missing maltreatment type.

<sup>1</sup> David Finkelhor et al., "Violence, Crime, and Abuse Exposure in a National Sample of Children and Youth: An Update," *Pediatrics* 167, no. 7 (2013): 616, accessed September 10, 2013, <http://archpedi.jamanetwork.com/article.aspx?articleid=1689983>.

<sup>2</sup> Ibid., 616-18.

<sup>3</sup> Ibid., 617.

<sup>4</sup> Finkelhor et al. used the terms physical intimidation and relational aggression instead of the more common terms of physical and emotional bullying because the latter terminology requires a "power imbalance" in the victim-perpetrator relationship. Ibid., 616.

<sup>5</sup> Ibid.

<sup>6</sup> Office of Juvenile Justice and Delinquency Prevention, *OJJDP Statistical Briefing Book*, (Washington, DC: U.S. Department of Justice, 2012), "Characteristics of Child Maltreatment Victims, 2010," accessed September 5, 2012, <http://www.ojjdp.gov/ojstatbb/victims/qa02102.asp?qaDate=2010&text=>.

<sup>7</sup> Ibid.

<sup>8</sup> Ibid., "Percent of Perpetrators by Relationship to Victim, 2010," accessed September 5, 2012, <http://www.ojjdp.gov/ojstatbb/victims/qa02103.asp?qaDate=2010>.

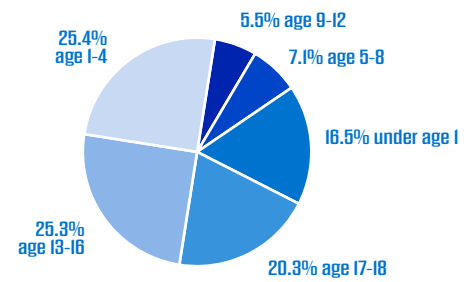
<sup>9</sup> Ibid., "Characteristics of Child Maltreatment Victims, 2010."

<sup>10</sup> Ibid., "Characteristics of Fatality Victims of Child Maltreatment, 2010," accessed September 5, 2012, <http://www.ojjdp.gov/ojstatbb/victims/qa02109.asp?qaDate=2010>.



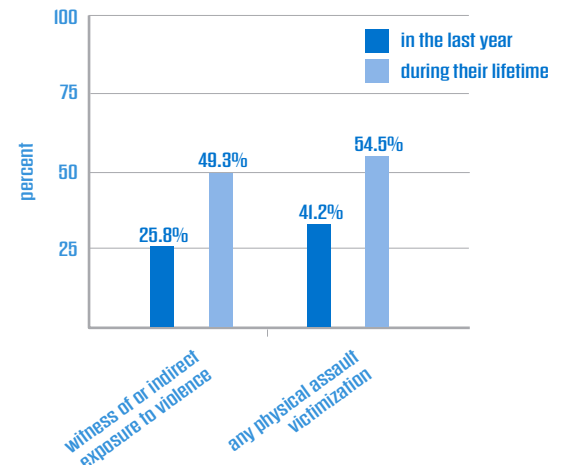
- In 2011, data showed that more crimes committed against students age 12 to 18 occurred at school (49 victimizations per 1,000 students) rather than away from school (38 victimizations per 1,000 students). This same population experienced 1.25 million non-fatal crimes at school.<sup>11</sup>
- Authorities often knew about nonphysical victimizations that occur in school, such as relational aggression (51.5 percent) and property theft (46.8 percent), or types of victimization that leave signs a teacher in a classroom or a doctor in the course of a medical examination might detect, such as neglect (47.8 percent).<sup>12</sup>
- School officials were aware of 42.3 percent of child victimizations cases, while police were aware of only 12.7 percent and medical personnel were aware of only 1.8 percent.<sup>13</sup>
- In 2011, 32.8 percent of high school students had been in a physical fight one or more times during the previous 12 months, and about 3.9 percent had been in a fight in which they were injured and had to be treated by a nurse or doctor.<sup>14</sup>
- In 2011, 9.4 percent (1,187) of all homicide victims were children and youth under 18 years of age. Of total homicides, 6.4 percent (813) were males under the age of 18, and 2.9 percent (371) were females under the age of 18. (The sex of three victims was unknown.) Of homicide victims under the age of 18 whose race was known, 47.1 percent (559) were black and 48.2 percent (572) were white. (The race of 56 victims was either “other” or “unknown.”)<sup>15</sup>
- In 2011, of the 1,187 children under 18 years of age who were murdered, 16.5 percent (196) were infants under age one, 25.4 percent (301) were children 1 to 4 years of age, 7.1 percent (84) were children 5 to 8 years of age, 5.5 percent (65) were children 9 to 12 years of age, 25.3 percent (300) were youth 13 to 16 years of age, and 20.3 percent (241) were teens age 17 to 18.<sup>16</sup>

CHILD, YOUTH, AND TEEN MURDER VICTIMS BY AGE, 2011



- In 2011, 22.4 percent of children stated they witnessed an act of violence in their homes, schools, and communities within the previous year and 3.4 percent stated they had indirect exposure to violence.<sup>17</sup> Of children surveyed, 39.2 percent witnessed an act of violence and 10.1 percent stated they had indirect exposure to violence sometime during their lifetime.<sup>18</sup> By comparison, 41.2 percent of children stated they were victims of a physical assault within the previous year, and 54.5 percent stated they were victims of a physical assault during their lifetime.<sup>19</sup>

CHILDREN'S EXPOSURE TO VIOLENCE, 2011



<sup>11</sup> National Center for Education Statistics, Bureau of Justice Statistics, *Indicators of School Crime and Safety, 2012* (Washington, DC: U.S. Department of Education, U.S. Department of Justice, 2013), accessed September 10, 2013, <http://nces.ed.gov/programs/crimeindicators/crimeindicators2012/key.asp>.

<sup>12</sup> David Finkelhor et al., “Child and Youth Victimization Known to Police, School, and Medical Authorities,” *Juvenile Justice Bulletin* (Washington, DC: Office of Juvenile Justice and Delinquency Prevention, U.S. Department of Justice, 2012), table 1, accessed September 10, 2013, <http://www.ojjdp.gov/pubs/235394.pdf>.

<sup>13</sup> Ibid.

<sup>14</sup> Centers for Disease Control and Prevention, “Youth Risk Behavior Surveillance—United States, 2011,” *Surveillance Summaries* (Atlanta, GA: U.S. Department of Health and Human Services), 61, no. 4 (2012): 7-8, accessed September 10, 2013, <http://www.cdc.gov/mmwr/pdf/ss/ss6104.pdf>.

<sup>15</sup> Federal Bureau of Investigation, *Crime in the United States, 2011* (Washington, DC: U.S. Department of Justice, 2011), calculated from Expanded Homicide Data table 2, accessed September 10, 2013, <http://www.fbi.gov/about-us/cjis/ucr/crime-in-the-u.s/2011/crime-in-the-u.s.-2011/tables/expanded-homicide-data-table-2>.

<sup>16</sup> Ibid.

<sup>17</sup> “Witnessing” violence includes witnessing the following: an assault by a family member against another family member, an assault on a family member by someone outside the household, an assault outside the home, or a murder. “Indirect exposure to violence” includes exposure to shooting, bombs, or riots; exposure to war or ethnic conflict; being told about or seeing evidence of a violent event in the household or community; theft or burglary from the child’s household; or a credible threat of a bomb or attack against the child’s school; David Finkelhor, *Children’s Exposure to Violence: A Comprehensive National Survey*, (Washington, DC: Office of Juvenile Justice and Delinquency Prevention, Office of Justice Programs, 2009), 7, accessed September 25, 2013, <https://www.ncjrs.gov/pdffiles1/ojjdp/227744.pdf>.

<sup>18</sup> David Finkelhor et al., “Violence, Crime, and Abuse Exposure in a National Sample of Children and Youth: An Update,” table 5.

<sup>19</sup> Ibid., table 1.

# Child, Youth, and Teen Victimization

- As of November 2012, 23 states and Puerto Rico had enacted legislation addressing the issue of children witnessing domestic violence. Thirteen states provide for enhanced penalties in domestic violence cases when a child is present. Four states require the perpetrator pay for any counseling needed by the child, two states mandate counseling for the offender, and one state requires—in cases where the noncustodial parent had committed domestic violence in the presence of a child—that child visitation be supervised for a period of one to two years.<sup>20</sup>
- In 2011, 8.2 percent of children under the age of 18 had witnessed a family assault in the previous 12 months and 20.8 percent had witnessed a family assault at some point in their lifetime.<sup>21</sup>
- In 2011, 29.8 percent of children were victims of an assault with no weapon or injury, 9.7 percent were victims of an assault with a weapon, 10.1 percent were victims of an assault with an injury, 5.6 percent experienced sexual victimization, and 13.8 percent experienced child maltreatment by a caregiver.<sup>22</sup>
- In 2011, approximately 85 percent of lesbian, gay, bisexual, transgender, queer, or questioning (LGBTQ) high school students heard the word “gay” or “queer” in a negative connotation often or frequently while in school and over 91 percent reported they felt distressed because of this language.<sup>23</sup>
- In 2011, 38.3 percent of LGBTQ high school students reported being physically harassed (pushed or shoved) and 18.3 percent reported being physical assaulted (punched, kicked, injured with a weapon) because of their sexual orientation.<sup>24</sup>

+



<sup>20</sup> Child Welfare Information Gateway, *Child Witness to Domestic Violence: Summary of State Laws*. (Washington, DC: U.S. Department of Health and Human Services, 2012), 2-3, accessed September 10, 2013, [https://www.childwelfare.gov/systemwide/laws\\_policies/statutes/witnessdv.cfm](https://www.childwelfare.gov/systemwide/laws_policies/statutes/witnessdv.cfm).

<sup>21</sup> Finkelhor, “Violence, Crime, and Abuse Exposure,” table 5.

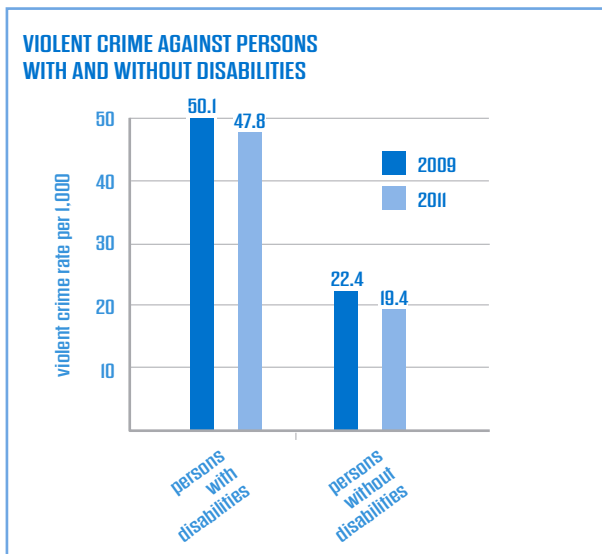
<sup>22</sup> *Ibid.*, tables 1-3.

<sup>23</sup> Joseph Kosciw, et al., *The 2011 National School Climate Survey: The Experiences of Lesbian, Gay, Bisexual, and Transgender Youth in Our Nation's Schools*. (New York, NY: Gay, Lesbian, and Straight Education Network, 2012), xiv, accessed September 10, 2013, <http://www.glsen.org/sites/default/files/2011%20National%20School%20Climate%20Survey%20Full%20Report.pdf>.

<sup>24</sup> *Ibid.*, xiv-xv.

Persons with disabilities are victimized by crime at much higher rates than the rest of the population, and they are often targeted specifically because of their disabilities. Violent crimes against these victims, the majority of whom are over 50,<sup>1</sup> include rape/sexual assault, robbery, aggravated assault, and intimate partner violence. As compared to other population groups, victims with disabilities experience higher rates of victimization by persons known to them, and they report crime less frequently, often because of the nature of their disabilities, such as mental disabilities or physical or emotional illness. Responding to crime victims with disabilities poses unique challenges to the criminal justice system, which is often not equipped to meet their needs.

- In 2011, the age-adjusted violent victimization rate for persons with disabilities (47.8 violent victimizations per 1,000) was more than twice the rate among persons without disabilities (19.4 violent victimizations per 1,000).<sup>2</sup>



- From 2009 to 2011, the age-adjusted rate of violent crime decreased by 4.6 percent from 50.1 per 1,000 to 47.8 per 1,000. By comparison, the rate of violent crime against persons without disabilities decreased by 13.4 percent from 22.4 per 1,000 in 2009 to about 19.4 per 1,000 in 2011.<sup>3</sup>
- In 2011, for both males and females, the age-adjusted rate of violent crime was greater for those with disabilities than the rate for those without disabilities. The rate for males with disabilities was 42.0 per 1,000, compared to 21.6 per 1,000 for males without disabilities; for females with disabilities, the

rate was 53.3 per 1,000, compared to 17.3 per 1,000 for females without disabilities.<sup>4</sup>

- In 2010, offenders were strangers to the victim in 33 percent of violent victimizations against persons with disabilities, compared to 41 percent of violent victimizations against persons without disabilities.<sup>5</sup>
- In 2010, intimate partner violence accounted for 13 percent of violence against persons with disabilities, similar to the percentage of violence against persons without disabilities, which is 14 percent.<sup>6</sup>
- The rate of aggravated assault reported against persons with disabilities in 2009 was 6.6 per 1,000. That number increased to 8.6 in 2010 and increased again to 10.6 in 2011.<sup>7</sup>
- In 2011, among the disability types measured, persons with cognitive disabilities had the highest rate of violent victimization (23.7 per 1,000).<sup>8</sup>
- Between 2009 and 2011, reported instances of rape/sexual assault against persons with a disability decreased by 13.6 percent.<sup>9</sup>
- In 2011, 11.2 percent of child victims of abuse or neglect had a reported disability.<sup>10</sup>
- In 2010, about 41 percent of the violent victimizations against persons with disabilities were reported to police, compared to about 53 percent of victimizations against persons without disabilities.<sup>11</sup>
- In 2010, persons with disabilities reported to the police 39 percent of robberies and 40 percent of aggravated assaults. Persons without disabilities reported much higher percentages of these crimes: 63 percent of robberies and 65 percent of aggravated assaults.<sup>12</sup>

<sup>4</sup> Ibid., table 5.

<sup>5</sup> Harrell, *Crimes Against Persons with Disabilities, 2008-2010*. (Washington, DC: Bureau of Justice Statistics, U.S. Department of Justice, 2011), 4, accessed September 10, 2013, <http://www.bjs.gov/content/pub/pdf/capd0811st.pdf>.

<sup>6</sup> Ibid.

<sup>7</sup> Harrell, *Crimes Against Persons with Disabilities, 2008-2010*, table 3.

<sup>8</sup> Ibid., table 9.

<sup>9</sup> Ibid., calculated from data in table 1. The 2011 statistic is based off a sample of 10 or fewer cases so caution should be taken in interpreting these results.

<sup>10</sup> Administration on Children, Youth, and Families, *Child Maltreatment, 2010*. (Washington, DC: U.S. Department of Health and Human Services, 2012), 22, accessed September 10, 2013, <http://www.acf.hhs.gov/sites/default/files/cb/cm11.pdf>.

<sup>11</sup> Harrell, *Crimes Against Persons with Disabilities, 2008-2010*, 5.

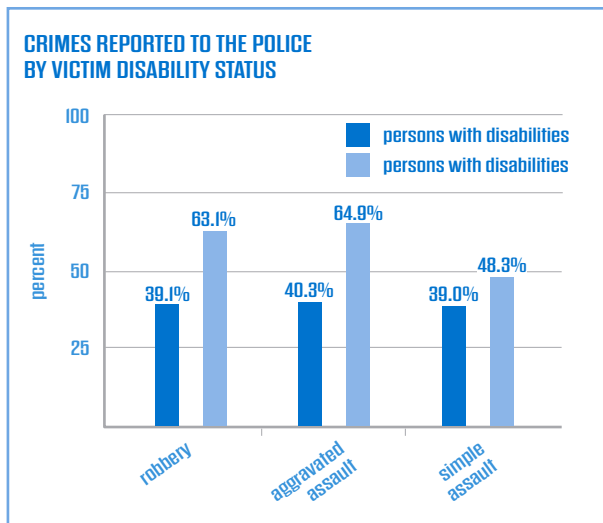
<sup>12</sup> Ibid., 11.

<sup>1</sup> Erika Harrell, *Crime Against Persons with Disabilities, 2008-2010 - Statistical Tables*. (Washington, DC: Bureau of Justice Statistics, U.S. Department of Justice, 2012), 2, accessed September 10, 2013, <http://www.bjs.gov/content/pub/pdf/capd0911st.pdf>.

<sup>2</sup> Ibid., tables 3, 4.

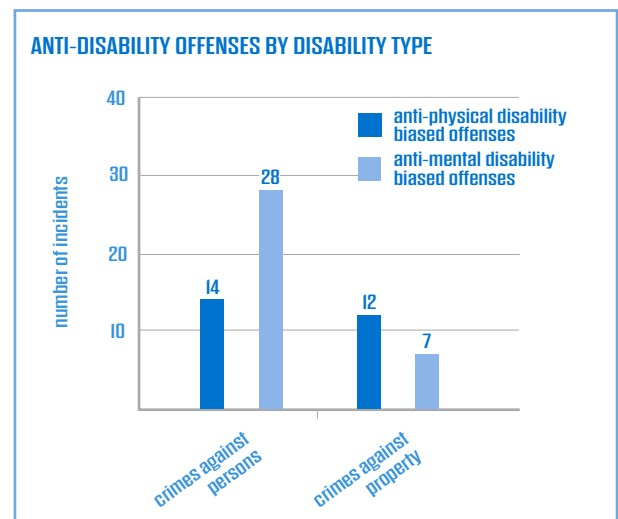
<sup>3</sup> Ibid., calculated from tables 3 and 4.

# Crimes against Persons with Disabilities



- In a national survey of over 1,300 people with disabilities and their family members in 2012, over 70 percent reported being victims of abuse. Types of abuse include verbal-emotional (87.2 percent), physical (50.6 percent), sexual (41.6 percent), neglect (37.3 percent), and financial (31.5 percent).<sup>13</sup>
- In the same survey, 62.7 percent who reported being victims of abuse did not report the abuse to authorities. When looking at families of victims and victims, 43.3 percent of incidents were not reported to authorities.<sup>14</sup>
- Among persons with disabilities, the percentage of violence in which the victim faced an armed offender increased from 20 percent in 2008 to 30 percent in 2010.<sup>15</sup> The offender was armed with a firearm in about 14 percent of victimizations involving persons with disabilities, compared to 8 percent of victimizations against those without disabilities in 2010.<sup>16</sup>
- In 2007, about 19 percent of violent crime victims with a disability said they believed they had been victimized because of their disability.<sup>17</sup>
- In 2011, a total of 53 anti-disability hate crimes were reported. Of these, 19 were motivated by bias against persons with physical disabilities and 34 by bias against those with mental disabilities.<sup>18</sup>

- In 2011, 56.9 percent of violent crimes against people with a disability were against those with multiple disabilities, up from 50.7 percent in 2010 and 41.4 percent in 2009.<sup>19</sup>
- In 2011, anti-disability-biased incidents involving 61 total victims were reported to police. Of the 61 victims, 42 experienced crimes against persons, 18 experienced crimes against property, and 1 experienced a crime against society.<sup>20</sup>
- Of the 26 reported offenses against those with physical disabilities in 2011, 7 were simple assault, 5 intimidation, 2 classified as “other” crimes against persons, 1 larceny/theft, 7 destruction of property/vandalism, and 4 classified as “other” crimes against property. Of the 35 offenses against those with mental disabilities, 1 was forcible rape,<sup>21</sup> 7 aggravated assault, 9 simple assault, 10 intimidation, 1 classified as “other” crimes against person, 1 burglary, 1 larceny/theft, 4 destruction of property/vandalism, and 1 crime against society.<sup>22</sup>



- Between 2007 and 2011, victims identified disability as the perceived offender motivation in hate crime 14 percent of the time, up from 10 percent between 2003 and 2006.<sup>23</sup> +

<sup>13</sup> Nora J. Baladerian, Thomas F. Colemand, and Jim Stream, *Findings from the 2012 Survey on Abuse of People with Disabilities*, (Los Angeles, CA: Spectrum Institute, Disability and Abuse Project, 2013), accessed September 16, 2013, <http://www.disabilityandabuse.org/survey/findings.pdf>.

<sup>14</sup> Ibid.

<sup>15</sup> Harrell, *Crime Against Persons with Disabilities, 2008-2010*, 5.

<sup>16</sup> Ibid.

<sup>17</sup> Michael R. Rand and Erika Harrell, *Crime Against People with Disabilities, 2007*, (Washington, DC: Bureau of Justice Statistics, U.S. Department of Justice, 2009), 4, accessed September 11, 2013, <http://bjs.ojp.usdoj.gov/content/pub/pdf/capd07.pdf>.

<sup>18</sup> Federal Bureau of Investigation, *Hate Crime Statistics, 2011*, (Washington, DC: U.S. Department of Justice, 2012), table 1, accessed September 11, 2013, <http://www.fbi.gov/about-us/cjis/ucr/hate-crime/2011/tables/table-1>.

<sup>19</sup> Harrell, *Crime Against Persons with Disabilities, 2009-2011*, table 6.

<sup>20</sup> Federal Bureau of Investigation, *Crime Against People with Disabilities, 2011*, table 7, <http://www.fbi.gov/about-us/cjis/ucr/hate-crime/2011/tables/table-7>.

<sup>21</sup> The FBI defines forcible rape as “the carnal knowledge of a female forcibly and against her will. Attempts or assault to commit rape by force or threat of force are also included; however, statutory rape (without force) and other sex offenses are excluded.” (Federal Bureau of Investigation, *Crime in the United States 2011*, (Washington, DC: U.S. Department of Justice, 2012), “Forcible Rape,” accessed September 25, 2013, <http://www.fbi.gov/about-us/cjis/ucr/crime-in-the-u.s/2011/crime-in-the-u.s.-2011/violent-crime/forcible-rape>.)

<sup>22</sup> Ibid., table 7, September 11, 2013, <http://www.fbi.gov/about-us/cjis/ucr/hate-crime/2011/tables/table-7>.

<sup>23</sup> Nathan Sandholtz, Lynn Langton, and Michael Planty, *Hate Crime, 2003-2010*, (Washington, DC: Bureau of Justice Statistics, U.S. Department of Justice, 2013), appendix table 2, accessed September 11, 2013, <http://www.bjs.gov/content/pub/pdf/hcv0310.pdf>.

Economic and financial crimes cost American individuals and businesses billions of dollars every year. Data from the Uniform Crime Report (UCR) and National Crime Victimization Survey (NCVS) tend to focus on traditional property crimes such as burglary and theft. Victimization data indicates that these crimes disproportionately affect lower-income individuals. Bank robberies constitute another form of traditional property crime for which the FBI collects information. Burglary, theft, and bank robbery, though, make up only a portion of financial crime. Various forms of fraud—including mortgage, health care, mass marketing, and securities and commodities fraud—can generate massive losses to individual and corporate victims. These crimes are underreported and can be difficult to investigate and prosecute. Successfully prosecuted fraud cases, however, result in billions of dollars in criminal restitution, fines, and civil settlements, as well as millions of dollars in seizures and civil restitution. As technology expands into all aspects of Americans' daily lives, it also plays a growing role in the commission of many financial crimes. Offenders use Internet-based tools such as spyware, malicious codes, viruses, worms, and malware to commit fraud, scams, identity theft, and other crimes.

## Property Crimes

- According to the FBI in 2011, the property crimes of burglary and theft reported to police resulted in an estimated \$15.6 billion in losses.<sup>1</sup>
- According to the FBI, the number of burglaries reported to police (nearly 2.2 million) remained fairly stable from 2010 to 2011. The average property loss per burglary was \$2,185, up approximately \$66 from 2010.<sup>2</sup> The total amount lost to burglaries was an estimated \$4.8 billion.<sup>3</sup>
- In 2011, the average dollar loss due to arson reported to police was \$13,196.<sup>4</sup>
- According to the NCVS in 2011, households in the two lowest income categories (less than \$7,500 per year and \$7,500 to \$14,999 per year) had the highest overall property victimization rates (243.8 and 208.4 per 1,000 households, respectively), compared to households in the two highest income categories (\$50,000 to \$74,999 and \$75,000 or more), which had the lowest overall property victimizations rates (133.7 and 117.7 per 1,000 households, respectively).<sup>5</sup>

## Bank Robberies

- In 2011, the FBI reported a total of 5,014 bank robberies. Of these, 4,495 were commercial banks, 105 savings and loan associations, 398 credit unions, and 16 mutual savings banks.<sup>6</sup>
- In 2011, 89 percent of total incidents of bank robberies resulted in cash, securities, and checks—including traveler's checks—being stolen. Of the incidents where money/negotiable instruments<sup>7</sup> were taken, law enforcement agencies reported full or partial recovery of these losses in 21 percent of cases (973 incidents out of 4,534).<sup>8</sup>
- In 2011, a total of \$38,343,501.96 was taken in these incidents of bank robbery. Of this amount, law enforcement reported \$8,070,886.97 in recovered money/negotiable instruments.<sup>9</sup>

## Fraud

- During 2011, an estimated<sup>10</sup> 10.8 percent of adults (25.6 million people) were victims of one or more types of fraud for a total of an estimated 37.8 million incidents of fraud.<sup>11</sup>
- In a survey of 3,638 adults age 18 and over in 2011, respondents who had experienced a serious negative life event<sup>12</sup> in the last two years were more than 2.5 times as likely to have experienced fraud as those who did not suffer such event.<sup>13</sup>
- In 2012, consumers reporting fraud to the Federal Trade Commission lost a total of more than \$1.4 billion dollars.<sup>14</sup>
- In 2011, corporate crime cases investigated by the FBI resulted in 242 indictments filed and 241 individuals convicted of corporate crimes.<sup>15</sup> These cases resulted in \$2.4 billion in restitution orders and \$16.1 million in fines from corporate criminals.<sup>16</sup>

<sup>1</sup> Federal Bureau of Investigation, "Bank Crime Statistics (BCS)," (Washington, DC: U.S. Department of Justice, 2012), accessed October 5, 2013, <http://www.fbi.gov/stats-services/publications/bank-crime-statistics-2011/bank-crime-statistics-2011>.

<sup>2</sup> Money/negotiable instruments includes cash, securities, checks, food stamps, and other property.

<sup>3</sup> Ibid.

<sup>4</sup> Ibid.

<sup>5</sup> The estimate is based on a 2011 survey of 3,638 adults age 18 and older.

<sup>6</sup> Keith B. Anderson, "Consumer Fraud in the United States, 2011: The Third FTC Survey," (Bureau of Economics, Federal Trade Commission, 2013), i, [http://www.ftc.gov/sites/default/files/documents/reports/consumer-fraud-united-states-2011-third-ftc-survey/130419fraudsurvey\\_0.pdf](http://www.ftc.gov/sites/default/files/documents/reports/consumer-fraud-united-states-2011-third-ftc-survey/130419fraudsurvey_0.pdf).

<sup>7</sup> Serious negative life events include divorce, death of a family member or close friend, serious injury or illness in the family, or loss of a job.

<sup>8</sup> Ibid., v.

<sup>9</sup> Federal Trade Commission, *Consumer Sentinel Network Data Book for January–December 2012*, (Washington, DC, 2013), 3, accessed September 6, 2013, <http://www.ftc.gov/sentinel/reports/sentinel-annual-reports/sentinel-cy2012.pdf>.

<sup>10</sup> Corporate crimes include falsification of financial information of public and private corporations, self-dealing by corporate insiders, and obstruction of justice designed to conceal these criminal activities. For a detailed list, see pages 6 and 7 of the FBI's *Financial Crimes Report to the Public, Fiscal Years 2010–2011*.

<sup>11</sup> Federal Bureau of Investigation, *Financial Crimes Report to Public: Fiscal Years 2010–2011*, (Washington, DC: U.S. Department of Justice, 2012), 7, accessed October 12, 2013, <http://www.fbi.gov/stats-services/publications/financial-crimes-report-2010-2011/financial-crimes-report-2010-2011.pdf>.

<sup>1</sup> Federal Bureau of Investigation, *Crime in the United States, 2011*, "Property Crime," (Washington, DC: U.S. Department of Justice, 2012), accessed September 17, 2013, <http://www.fbi.gov/about-us/cjis/ucr/crime-in-the-u.s/2011/crime-in-the-u.s.-2011/property-crime/property-crime>.

<sup>2</sup> Federal Bureau of Investigation, *Crime in the United States, 2010*, "Burglary," (Washington, DC: U.S. Department of Justice, 2012), accessed September 6, 2013, <http://www.fbi.gov/about-us/cjis/ucr/crime-in-the-u.s/2010/crime-in-the-u.s.-2010/property-crime/burglarymain>.

<sup>3</sup> Federal Bureau of Investigation, *Crime in the United States, 2011*, "Burglary," (Washington, DC: U.S. Department of Justice, 2012), accessed September 6, 2013, <http://www.fbi.gov/about-us/cjis/ucr/crime-in-the-u.s/2011/crime-in-the-u.s.-2011/property-crime/burglary>.

<sup>4</sup> Federal Bureau of Investigation, *Crime in the United States, 2011*, "Arson," (Washington, DC: U.S. Department of Justice, 2012), accessed September 17, 2013, <http://www.fbi.gov/about-us/cjis/ucr/crime-in-the-u.s/2011/crime-in-the-u.s.-2011/property-crime/arson>.

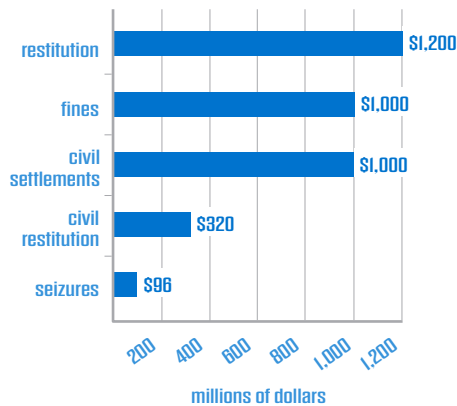
<sup>5</sup> Calculated from Bureau of Justice Statistics, *Rates of Property Victimization by Household Income, 2011*, generated using the NCVS Victimization Analysis Tool, accessed September 17, 2013, <http://www.bjs.gov/index.cfm?ty=nval>.



# Economic and Financial Crime

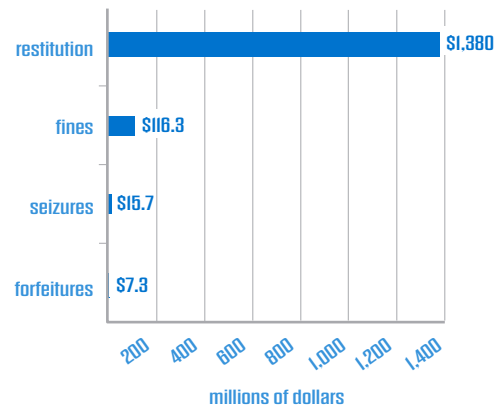
- In Fiscal Year 2011, 2,690 healthcare fraud cases investigated by the FBI resulted in 1,676 indictments and 736 individuals convicted of healthcare fraud.<sup>17</sup> These cases resulted in \$1.2 billion in restitution, \$1 billion in fines, over \$1 billion in civil settlements, \$320 million in civil restitution, and \$96 million in seizures.<sup>18</sup>
- In Fiscal Year 2012, the Justice Department opened 1,131 new criminal healthcare fraud investigations involving 2,148 potential defendants. A total of 826 defendants were convicted of healthcare fraud-related crimes, and nearly \$4.2 billion in taxpayer dollars was recovered.<sup>19</sup>

**FINANCIAL PENALTIES FOR 2,690 CASES OF HEALTHCARE FRAUD IN 2011**



- The number of FBI pending mortgage fraud cases increased from 1,199 cases in Fiscal Year 2007 to 2,691 cases in Fiscal Year 2011. Fiscal Year 2010 had the most cases with 3,129.<sup>20</sup>
- In Fiscal Year 2011, 2,691 mortgage fraud cases investigated by the FBI resulted in 1,223 indictments and 1,082 individuals convicted of mortgage fraud.<sup>21</sup> These cases resulted in \$1.38 billion in restitution, \$116.3 million in fines, \$15.7 million in seizures, and \$7.33 million in forfeitures.<sup>22</sup>

**FINANCIAL PENALTIES FOR 1,223 CASES OF MORTGAGE FRAUD IN 2011**



- In Fiscal Year 2011, 1,719 financial institution fraud cases investigated by the FBI resulted in 521 indictments and 429 individuals convicted of financial institution fraud.<sup>23</sup> These cases resulted in \$1.38 billion in restitution, \$116.3 million in fines, and seizures valued at \$15.7 million.<sup>24</sup>
- In Fiscal Year 2011, 1,846 securities and commodities fraud cases investigated by the FBI resulted in 520 indictments and 394 individuals convicted of securities and commodities fraud.<sup>25</sup> These cases resulted in \$8.8 billion in restitution orders, \$36 million in recoveries, \$113 million in fines, and \$751 million in forfeitures.<sup>26</sup>

## Internet-Based Crimes

- In 2012, a projected 58.2 million American adults had at least one malware infection that affected their home computer.<sup>27</sup> The overall cost of repairing these damages was nearly \$4 billion. In comparison, American adults incurred \$1.2 billion in damages from spyware in 2010.<sup>28</sup>

<sup>17</sup> Healthcare fraud includes billing for services not rendered, upcoding of services, upcoding of items, duplicate claims, unbundling, excessive services, medically unnecessary services, and kickbacks. For more details, see pages 19–21 of the FBI's *Financial Crimes Report to the Public, Fiscal Years 2010–2011*.

<sup>18</sup> *Ibid.*, 18.

<sup>19</sup> Department of Health and Human Services and Department of Justice, "Health Care Fraud and Abuse Control Program Annual Report for Fiscal Year 2012," (2013), 1, accessed September 17, 2013, <http://www.justice.gov/opa/pr/2013/February/13-ag-180.html>.

<sup>20</sup> Federal Bureau of Investigation, *Financial Crimes Report to the Public: Fiscal Years 2010–2011*, 24.

<sup>21</sup> Mortgage fraud includes schemes that employ some type of misstatement, misrepresentation, or omission related to a real estate transaction that is relied on by one or more parties to the transaction. For more details, see page 22 of the FBI's *Financial Crimes Report to the Public, Fiscal Years 2010–2011*.

<sup>22</sup> *Ibid.*, 26.

<sup>23</sup> Financial institution fraud includes insider fraud (embezzlement), check fraud, counterfeit negotiable instruments, checking kiting, and fraud contribution to the failure of financial institutions.

<sup>24</sup> *Ibid.*, 31.

<sup>25</sup> Securities and commodities fraud include investment fraud such as Ponzi schemes and pyramid schemes as well as foreign currency exchange fraud, precious metals fraud, market manipulation, and late-day trading. For more details, see pages 11–13 of the FBI's *Financial Crimes Report to the Public, Fiscal Years 2010–2011*.

<sup>26</sup> *Ibid.*, 13.

<sup>27</sup> Consumer Reports, "Consumer Reports Survey: How Safe is Your Home Computer?," *Consumer Reports Magazine*, May 2013, accessed September 17, 2013, <http://www.consumerreports.org/cro/news/2013/05/consumer-reports-survey-how-safe-is-your-home-computer/index.htm>.

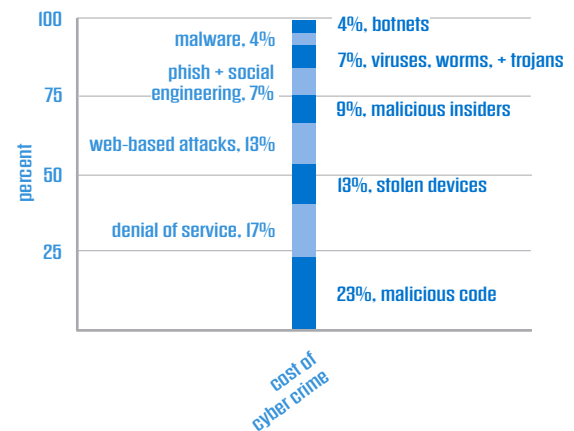
<sup>28</sup> Consumer Reports, "State of the Net, 2010," *Consumer Reports Magazine*, June 2010, accessed September 13, 2013, <http://www.consumerreports.org/cro/magazine-archive/2010/june/electronics-computers/social-insecurity/state-of-the-net-2010/index.htm>.



- In 2012, 9.2 million American adults were tricked into submitting personal data to criminal websites. Hundreds of thousands of Americans lost money from a bank account as a result.<sup>29</sup>
- In 2012, the Internet Crime Complaint Center (“IC3”) received 289,874 consumer complaints with an estimated loss of \$525.4 million, an 8.3 percent increase from 2011.<sup>30</sup> The median dollar loss in 2012 was \$600, down slightly from \$636 in 2011.<sup>31</sup>
- In 2012, IC3 received about 47 complaints per day about spam e-mails purportedly sent from the FBI. Victims reported losing more than \$6,600 to this scam every day.<sup>32</sup>
- In 2011, the Internet was the source of information about fraudulent offers in approximately 33 percent of incidents, compared to approximately 20 percent in 2005.<sup>33</sup>
- Auto fraud—when criminals attempt to sell vehicles they do not own—was the most frequently reported Internet crime to IC3 in 2012 with over 17,000 complaints received.<sup>34</sup>
- In a 2012 nationally-representative survey of over 2,000 adults age 40 and older, 84 percent of respondents reported being solicited to participate in a potentially fraudulent offer. Approximately 11 percent of respondents reported losing what they considered to be a significant amount of money after engaging with an offer.<sup>35</sup>
- According to a 2012 industry-sponsored report, the median annual cost of cybercrime for a sample of 56 large corporations was \$6.1 million, with a range from \$1.4 million to \$46 million per company.<sup>36</sup> This amount is up from \$5.9 million in 2011 and \$3.8 million in 2010.<sup>37</sup>

- The costs attributed to these cybercrimes can be divided as follows: 26 percent were due to malicious code attacks; 20 percent were due to denial of service attacks; 12 percent were due to web-based attacks; 12 percent were due to stolen devices; 8 percent due to malicious insiders; 7 percent were due to phishing and social engineering; 7 percent were due to viruses, worms, and trojans; 4 percent were due to malware; and 4 percent were due to botnets.<sup>38</sup>
- The 56 companies sampled in the study experienced an average of 102 successful attacks per week in 2012, up from 72 per week in 2011.<sup>39</sup> +

**ANNUALIZED PERCENTAGE COST OF CYBER CRIME BY ATTACK TYPE, 2012**



<sup>29</sup> Exact numbers of people who lost money from these scams were not provided. Consumer Reports, “Consumer Reports Survey: How Safe is Your Home Computer?”.

<sup>30</sup> Internet Crime Complaint Center, *2012 Internet Crime Report*, (National White Collar Crime Center, 2013), 5, accessed September 6, 2013, [http://www.ic3.gov/media/annualreport/2012\\_IC3Report.pdf](http://www.ic3.gov/media/annualreport/2012_IC3Report.pdf).

<sup>31</sup> Ibid., ii.

<sup>32</sup> Consumer Reports, “Consumer Reports Survey: How Safe is Your Home Computer?”.

<sup>33</sup> Anderson, *Consumer Fraud in the United States*, 2011, iii.

<sup>34</sup> Internet Crime Complaint Center, *2012 Internet Crime Report*, 8.

<sup>35</sup> Applied Research & Consulting LLC, “Financial Fraud and Fraud Susceptibility in the United States: Research Report from a 2012 National Study,” (New York, NY: Applied Research & Consulting LLC, 2013), 3, accessed October 3, 2013, [http://www.finrafoundation.org/web/groups/sai/@sai/documents/sai\\_original\\_content/p337731.pdf?utm\\_source=MM6utm\\_medium=email&utm\\_campaign=Foundation\\_News\\_091213\\_FINALhttp://](http://www.finrafoundation.org/web/groups/sai/@sai/documents/sai_original_content/p337731.pdf?utm_source=MM6utm_medium=email&utm_campaign=Foundation_News_091213_FINALhttp://).

<sup>36</sup> Ponemon Institute, *2012 Cost of Cyber Crime Study: United States*, (2012), i, accessed September 17, 2013, [http://www.ponemon.org/local/upload/file/2012\\_US\\_Cost\\_of\\_Cyber\\_Crime\\_Study\\_FINAL6%20.pdf](http://www.ponemon.org/local/upload/file/2012_US_Cost_of_Cyber_Crime_Study_FINAL6%20.pdf).

<sup>37</sup> Cybercrimes are defined here as criminal activity conducted via the Internet. Ponemon Institute, *Second Annual Cost of Cyber Crime Study*, (2011), 1–2, accessed October 11, 2013, [http://www.hpenterprisesecurity.com/collateral/report/2011\\_Cost\\_of\\_Cyber\\_Crime\\_Study\\_August.pdf](http://www.hpenterprisesecurity.com/collateral/report/2011_Cost_of_Cyber_Crime_Study_August.pdf).

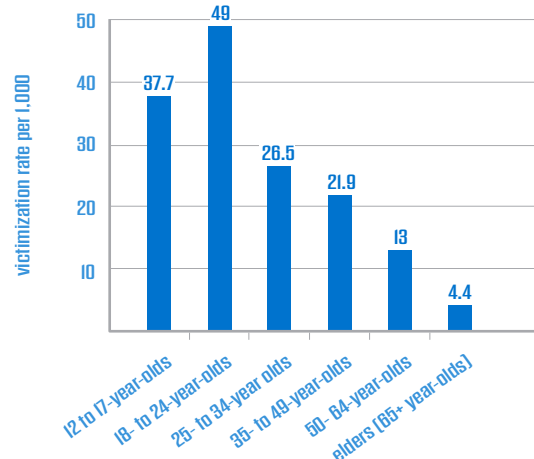
<sup>38</sup> Ponemon Institute, *2012 Cost of Cyber Crime Study: United States*, i.

<sup>39</sup> Ibid.; Ponemon Institute, *Second Annual Cost of Cyber Crime Study*, i.

As the U.S. population ages, crimes against “the elderly” are gaining greater attention by researchers, policymakers, and the general public. Despite this increased interest, one initial—and unresolved—issue is how best to define “elderly.” While age 65 and above is commonly used, this definition varies across studies, state laws, and service providers such as Adult Protective Services. Another concern is that a single category of “elderly” is too broad no matter what age demarcation is used. Older adults vary widely in factors associated with victimization risk, such as their access to resources and support as well as physical and mental capacity.

Victimization data from the National Criminal Victimization Survey (NCVS) provide national rates of non-fatal crimes involving elderly victims. Studies based on police-based statistics focus on single states or groups of states that collect requisite incident-level information, particularly the age of the victim. Currently, national Uniform Crime Report data do not provide these details. NCVS data show that older adults overall have the lowest reported victimization rates in comparison to other age groups. Both victim- and police-based data indicate that the victimization experiences of older adults span all types of crime. Among these crimes, elder abuse and financial exploitation are of particular interest for victim service providers and policymakers. Isolation, reliance on caregivers, and decreased physical or mental capacity can increase older people’s exposure to physical and mental abuse. In addition, older adults—especially those on the brink of retirement or otherwise viewed as having resources to exploit—may be targeted for these crimes.

NCVS VIOLENT VICTIMIZATION BY VICTIM AGE, 2011



## Violent Crime

- In 2011, people 65 years and older made up 12.8 percent of the U.S. population.<sup>1</sup> This age group experienced the lowest rate of violent victimization reported to the NCVS at 4.4 such victimizations per 1,000 persons age 65 and older, compared to 18 to 24-year-olds who experienced the most violent victimizations reported to the NCVS at 49 per 1,000 persons age 18 to 24.<sup>2</sup>

- One study examining police-reported homicides in several states highlighted the variation across age groups typically combined as “elderly.” When disaggregating the over-age-65 population into three categories, victim and incident characteristics differ between the “oldest old” victims (age 85 and older) and “young old” victims (age 65 to 74). A higher percentage of the oldest victims are female (60.6 percent compared to 41.0 percent), killed by family members (30.0 percent compared to 15.8 percent), and killed by personal contact weapons (37.5 percent compared to 15.8 percent).<sup>3</sup>
- In one study in Tennessee, 55 percent of elderly victims (65 and older) experienced no injury in an aggravated assault reported to police while 45 percent experienced injuries. Of those who experienced injuries, the majority (47 percent) were apparent minor injuries, followed by severe laceration (20 percent), other major injury (15 percent), possible internal injury (8 percent), and apparent broken bones (7 percent).<sup>4</sup>
- In one study in Michigan between 2005 and 2009, 3 of 10 victims over the age of 65 who had reported violence to the police were victimized by their own child or grandchild. Also, 38 percent of violent victimizations of female victims over the age of 65 involved the victim’s child or grandchild, while 23 percent of male victims over the age of 65 involved the victim’s child or grandchild.<sup>5</sup>

<sup>1</sup> Calculated from United States Census Bureau, *Age and Sex Composition in the United States: 2011*, (Washington, DC: United States Census Bureau, U.S. Department of Commerce, 2012), table 1, accessed September 19, 2013, <http://www.census.gov/population/age/data/2011comp.html>.

<sup>2</sup> Jennifer L. Truman, *Criminal Victimization, 2011*, (Washington, DC: Bureau of Justice Statistics, U.S. Department of Justice, 2012), table 5, accessed September 17, 2013, <http://www.bjs.gov/content/pub/pdf/cv11.pdf>.

<sup>3</sup> Lynn A. Addington, “Who Are You Calling Old? Measuring ‘Elderly’ and What It Means for Homicide Research,” *Homicide Studies*, 17: 134–53, tables 1 and 2.

<sup>4</sup> This statistical overview cites a study of elder victimization in only one state, Tennessee, because comprehensive national-level data on this topic were not available. Calculated from Tennessee Bureau of Investigation, Crime Statistics Unit, *Crimes Against the Elderly Report, 2009–2011*, (Nashville, TN: Tennessee Bureau of Investigation, Crime Statistics Unit, 2012), 7, accessed September 18, 2013, [http://www.tbi.state.tn.us/tn\\_crime\\_stats/documents/CrimesAgainstElderlyReport2009\\_2011.pdf](http://www.tbi.state.tn.us/tn_crime_stats/documents/CrimesAgainstElderlyReport2009_2011.pdf).

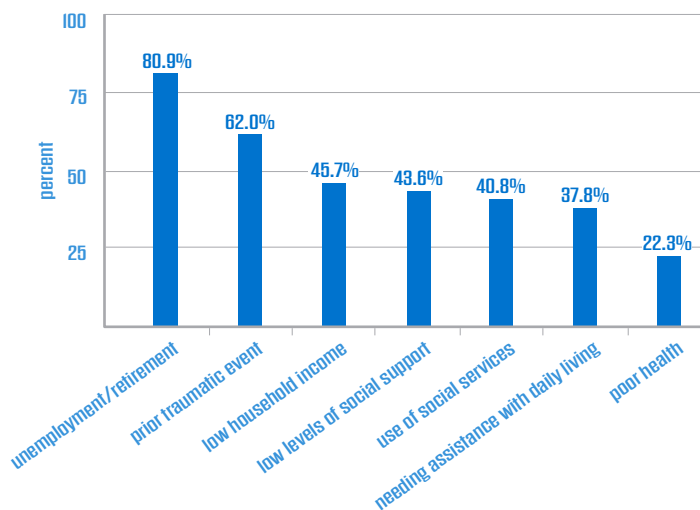
<sup>5</sup> Erica Smith, *Violent Crime against the Elderly Reported by Law Enforcement in Michigan, 2005–2009*, (Washington, DC: Bureau of Justice Statistics, U.S. Department of Justice 2012), 1, accessed September 18, 2013, <http://www.bjs.gov/content/pub/pdf/vcerlem0509.pdf>.

- According to the FBI in 2011 in the United States, 607 people age 65 or older were murdered, or 4.8 percent of all murder victims whose ages are known.<sup>6</sup>
- Of those 607 homicide victims age 65 or older, 267 (or 44 percent) were female, compared to 22 percent of homicide victims of all ages.<sup>7</sup>

## Elder Abuse

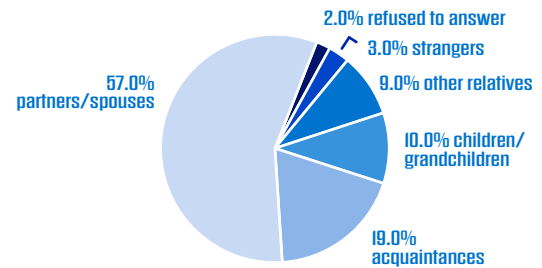
- In a nationally representative survey of adults age 60 and older, 1.6 percent reported that they had experienced physical mistreatment in the past year, and 5.2 percent were currently being financially exploited by family members.<sup>8</sup>
- In the same nationally representative survey of adults age 60 and older, contextual factors associated with a risk of elder mistreatment include the following: being unemployed or retired (81 percent); a prior traumatic event (62 percent); low household income (46 percent had less than \$35,000 per year combined for all members of the household); low levels of social support (44 percent); use of social services (41 percent); needing assistance with activities of daily living (38 percent); and poor health (22 percent).<sup>9</sup>

**ELDER MISTREATMENT, AGE 60 AND OLDER, BY RISK FACTOR**



- According to the nationally representative survey of adults age 60 and older, 76 percent of perpetrators of physical mistreatment were family members. Of those perpetrators, 57 percent were partners or spouses, 10 percent were children or grandchildren, and 9 percent were other relatives. Acquaintances accounted for 19 percent of physical mistreatment, and strangers made up 3 percent.<sup>10</sup>

**PERPETRATORS OF PHYSICAL MISTREATMENT OF ELDERS (AGE 60 AND OLDER)**



- In the same nationally representative survey of adults age 60 and older, less than 1 percent reported sexual mistreatment in the past year. Of those who were sexually abused, 16 percent reported the mistreatment to the police and 52 percent said they were sexually mistreated by a family member, with partners and spouses making up 40 percent.<sup>11</sup>
- According to the nationally representative survey of adults age 60 and older, adults between 60 and 70 are at three times the risk of being emotionally abused compared to adults over the age of 70.<sup>12</sup>
- According to the nationally representative survey of adults age 60 and older, about 5 percent (or 1 in 20) reported emotional mistreatment in the past year. Of those, only 7.9 percent reported the mistreatment to law enforcement.<sup>13</sup>
- According to the nationally representative survey of adults age 60 and older, perpetrators of emotional abuse were most likely family members, such as partners or spouses (25 percent), children or grandchildren (19 percent), and other relatives (13 percent). Twenty-five percent of perpetrators of emotional abuse were acquaintances, and 9 percent were strangers.<sup>14</sup>

<sup>6</sup> Federal Bureau of Investigation, *Crime in the United States, 2011*, (Washington, DC: U.S. Department of Justice, 2012), Expanded Homicide Data table 2, accessed September 19, 2013, <http://www.fbi.gov/about-us/cjis/ucr/crime-in-the-u.s/2011/crime-in-the-u.s.-2011/tables/expanded-homicide-data-table-2>.

<sup>7</sup> Ibid.

<sup>8</sup> Ron Acierno et al., "National Elder Mistreatment Study," (U.S. Department of Justice grant report, NCJ 226456, March 2009), 5, accessed September 19, 2013, <https://www.ncjrs.gov/pdffiles1/nij/grants/226456.pdf>.

<sup>9</sup> Social services include senior centers or day programs, physical rehabilitation, meal services, and social services or health services provided in home visits. Ibid.

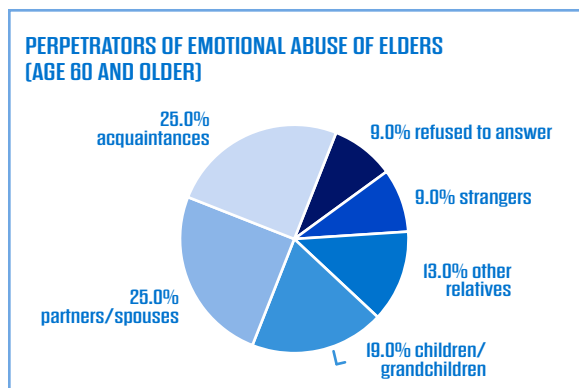
<sup>10</sup> Ibid., 9.

<sup>11</sup> Ibid., 9, 46.

<sup>12</sup> Ibid., 8.

<sup>13</sup> Ibid., 38.

<sup>14</sup> Ibid., 7.



- In a 2012 nationally representative survey of over 2,000 adults age 40 and older, those age 65 and older were more likely to be targeted by offenders and more likely to lose money once targeted. Upon being solicited for fraud, older respondents were 34 percent more likely to lose money than respondents in their forties.<sup>19</sup> +

- In a localized study of adults age 65 and older who reported to Adult Protective Services in one county in California for suspected physical elder abuse, 72 percent who had been abused within 30 days prior to examination had bruises; of those, 90 percent knew the cause of their bruises. In the same study, 56 percent of the abused adults had at least one bruise 5 cm or larger compared to only 7 percent of adults who were not abused.<sup>15</sup>

## Financial Crime

- A 2010 Internet Crime Complaint Center study discovered a trend in the increasing number of incidents of Internet crime reported by those individuals in the 50 to 59 and 60 and older categories.<sup>16</sup> The 2011 study found little change in the age groups that filed complaints between 2010 and 2011.<sup>17</sup>
- Of those who reported both crimes and their age to the Federal Trade Commission in 2012, people 60 and older made 26 percent of fraud complaints compared to 22 percent in 2011 and 15 percent in 2010. Those 60 and older made 19 percent of identity theft complaints compared to 15 percent in 2011 and 13 percent in 2010.<sup>18</sup>



<sup>15</sup> Aileen Wigglesworth et al., "Bruising as a Marker of Physical Elder Abuse," *Journal of the American Geriatric Society* 57, no. 7 (2009): 1191–94, accessed September 4, 2013, <http://www.pekdadvocacy.com/documents/eldercare/Bruising.pdf>.

<sup>16</sup> Internet Crime Complaint Center, *2010 Internet Crime Report*, (National White Collar Crime Center, 2011), 6, accessed September 4, 2012, [www.ic3.gov/media/annualreport/2010\\_IC3Report.pdf](http://www.ic3.gov/media/annualreport/2010_IC3Report.pdf).

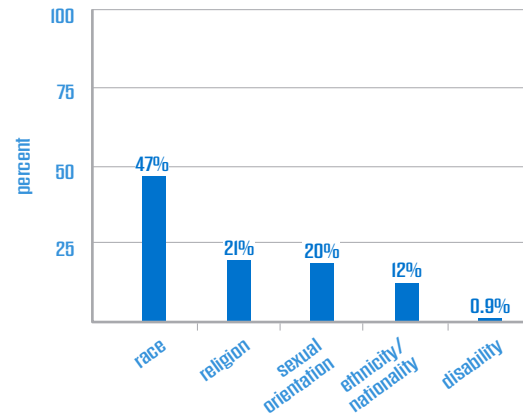
<sup>17</sup> Internet Crime Complaint Center, *2011 Internet Crime Report*, (National White Collar Crime Center, 2012), 9, accessed September 18, 2013, [http://www.ic3.gov/media/annualreport/2011\\_IC3Report.pdf](http://www.ic3.gov/media/annualreport/2011_IC3Report.pdf).

<sup>18</sup> Federal Trade Commission, "Consumer Sentinel Network Data Book for January–December 2012," (2013), 10, 14, accessed September 18, 2013, <http://ftc.gov/sentinel/reports/sentinel-annual-reports/sentinel-cy2012.pdf>.

<sup>19</sup> Applied Research & Consulting LLC, "Financial Fraud and Fraud Susceptibility in the United States: Research Report from a 2012 National Study," (New York, NY: Applied Research & Consulting LLC, 2013), 3, accessed October 3, 2013, [http://www.finrafoundation.org/web/groups/sai/@sai/documents/sai\\_original\\_content/p337731.pdf?utm\\_source=MM6utm\\_medium=email&utm\\_campaign=Foundation\\_News\\_091213\\_FINALhttp://](http://www.finrafoundation.org/web/groups/sai/@sai/documents/sai_original_content/p337731.pdf?utm_source=MM6utm_medium=email&utm_campaign=Foundation_News_091213_FINALhttp://).

While hate crime legislation varies from state to state, especially regarding the specific groups protected, one uniform definition identifies hate crimes as criminal offenses “against a person or property motivated in whole or in part by an offender’s bias against a race, religion, disability, ethnic origin, or sexual orientation.”<sup>1</sup> No matter what definition is used, hate crime statutes share in the recognition that bias-motivated crimes not only affect the victim because of a real or perceived membership in a class of people, but also indirectly victimize the class of people targeted. As a result, these criminal acts carry additional penalties because of the bias motivation. Both of our national measures of hate crime data—the National Crime Victimization Survey (NCVS) from the Bureau of Justice Statistics and the Uniform Crime Reporting Program (UCR) from the FBI—capture the extent and nature of bias-based victimization. These data sources indicate that racial-bias motivated hate crimes are the most common. Hate crimes based on sexual orientation and religion also are frequently observed in police data.

**HATE CRIME INCIDENTS KNOWN TO THE POLICE BY BIAS MOTIVATION, 2011**

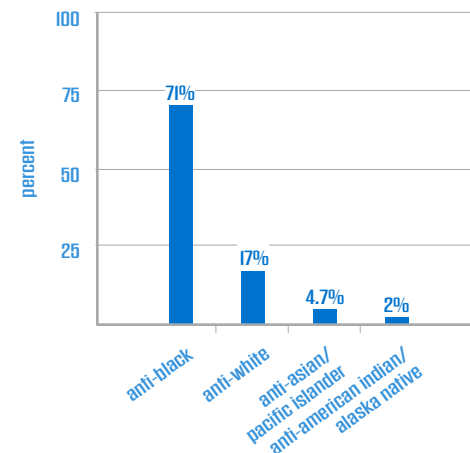


## Police-Based Statistics

- According to the FBI in 2011, 6,222 hate crime incidents involving 7,254 offenses and 7,713 victims were known to the police.<sup>2</sup>
- According to the FBI in 2011, 3,754 incidents of hate crimes against persons (as opposed to property) were known to the police. Of these, 45.8 percent were intimidation, 35.6 percent were simple assault, and 18 percent were aggravated assault. Hate crimes involving serious violence are rare. In 2011, four murders and seven forcible rapes were also reported as hate crimes.<sup>3</sup>
- According to the FBI in 2011, the race of 4,317 offenders of bias-motivated crimes was known to the police. The majority of these offenders were white (72 percent), and 21 percent were black.<sup>4</sup>
- According to the FBI in 2011, racial bias motivated 47 percent of single-bias hate crime incidents known to law enforcement; bias based on sexual orientation motivated 21 percent; bias based on religious beliefs motivated 20 percent; bias based on ethnicity or nationality motivated 12 percent; and bias based on disability motivated less than 1 percent.<sup>5</sup>

- According to the FBI’s analysis of 2,917 race motivated single-bias incidents known to the police in 2011, 71 percent were motivated by anti-black bias, 17 percent were motivated by anti-white bias, 4.7 percent were motivated by anti-Asian/Pacific Islander bias, and 2 percent were motivated by anti-American Indian/Alaska Native bias.<sup>6</sup>

**HATE CRIMES KNOWN TO THE POLICE MOTIVATED BY RACIAL BIAS, 2011**



- According to the FBI’s analysis of 720 ethnicity motivated single-bias incidents known to the police in 2011, 56 percent were motivated by anti-Hispanic bias.<sup>7</sup>

<sup>1</sup> Federal Bureau of Investigation, “Hate Crime—Overview,” (Washington, DC: U.S. Department of Justice, 2012), accessed September 19, 2013, [http://www.fbi.gov/about-us/investigate/civilrights/hate\\_crimes/overview](http://www.fbi.gov/about-us/investigate/civilrights/hate_crimes/overview).

<sup>2</sup> Federal Bureau of Investigation, *Hate Crime Statistics, 2011*, (Washington, DC: U.S. Department of Justice, 2012), table 1, accessed September 17, 2013, <http://www.fbi.gov/about-us/cjis/ucr/hate-crime/2011/tables/table-1>.

<sup>3</sup> The FBI’s definition of forcible rape presented here is “the carnal knowledge of a female forcibly and against her will. Attempts or assaults to commit rape by force or threat of force are also included; however, statutory rape (without force) and other sex offenses are excluded.” This definition was revised in 2012. For more information, see <http://www.fbi.gov/about-us/cjis/ucr/recent-program-updates/new-rape-definition-frequently-asked-questions>. Ibid., calculated from data in table 2.

<sup>4</sup> Ibid., calculated from data in table 3.

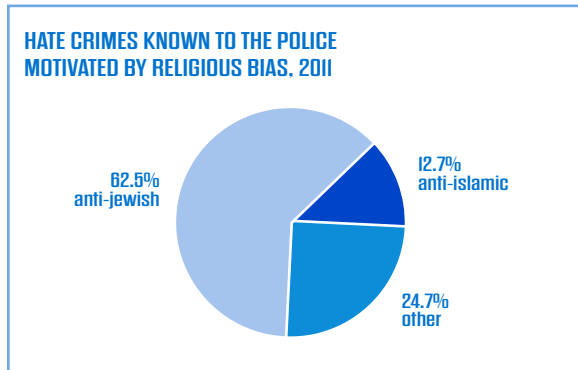
<sup>5</sup> Ibid., calculated from data in table 1.

<sup>6</sup> Ibid.

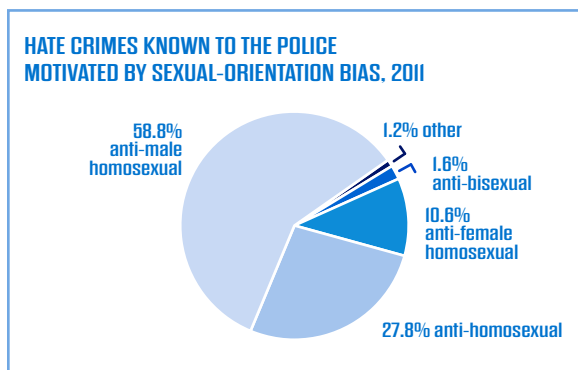
<sup>7</sup> Ibid.

# Hate and Bias Crime

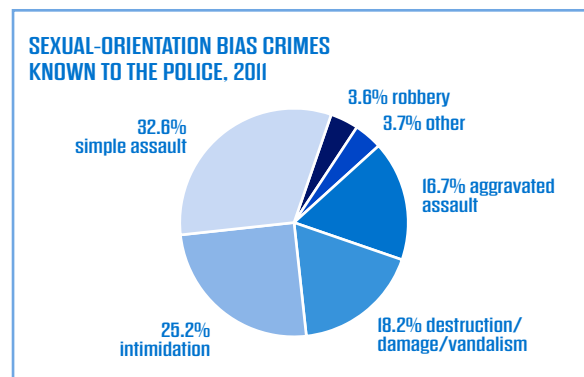
- According to the FBI in 2011, of the 1,233 incidents involving religious bias-related incidences known to the police, 62.5 percent were incidents of an anti-Jewish bias and 12.7 percent were of an anti-Islamic bias.<sup>8</sup>



- Of the 1,293 incidents of sexual-orientation bias known to the police in 2011, 58.8 percent were categorized as a bias against male homosexuals, 27.8 percent were categorized as a bias against homosexuals in general, 10.6 percent were categorized as a bias against female homosexuals, 1.6 percent were categorized as a bias against bisexuals, and 1.2 percent were categorized as other sexual-orientation bias.<sup>9</sup>



- According to the FBI in 2011, 32.6 percent of sexual-orientation bias crimes reported to law enforcement were categorized as simple assault, 25.2 percent as intimidation, 16.7 as aggravated assault, 18.2 percent as property destruction/damage/vandalism, and 3.6 percent as robbery.<sup>10</sup>



## Victimization-Based Statistics

- From 2004 to 2011, the rate of violent hate crime victimization reported to the NCVS in the United States was 0.8 per 1,000 persons age 12 or older, with little year-to-year variation.<sup>11</sup>
- From 2004 to 2011, hate crime victimizations accounted for approximately one percent of the total victimizations captured by the NCVS.<sup>12</sup>
- Between 2003 and 2006, victims of hate crimes reported to the NCVS that police were notified of fewer than half (46 percent) of all hate crime victimizations. This number decreased to 35 percent between 2007 and 2011.<sup>13</sup>
- From 2007 to 2011, the victim reported to the NCVS that he or she knew the offender in about 46 percent of violent hate crimes compared to about 53 percent of all violent crimes (including both hate and non-hate crimes).<sup>14</sup>
- In approximately 84 percent of hate crime victimizations reported to the NCVS that occurred between 2007 and 2011, the victim reported that the offender was motivated by racial or ethnic prejudice.<sup>15</sup>
- According to victims who reported to the NCVS between 2007 and 2011, 65 percent of victims of violent hate crimes were white, 15 percent Hispanic, 13 percent black, and the rest were categorized as other or multiple race/ethnicities.<sup>16</sup>
- According to victims who reported to the NCVS between 2007 and 2011, 53 percent of perpetrators of violent hate

<sup>8</sup> Ibid.

<sup>9</sup> Federal Bureau of Investigation, *Hate Crime Statistics, 2011*, calculated from data in table 1.

<sup>10</sup> Ibid., calculated from data in table 4.

<sup>11</sup> Nathan Sandholtz, Lynn Langton, and Michael Planty, *Hate Crime Victimization, 2003–2011*. (Washington, DC: Bureau of Justice Statistics, U.S. Department of Justice, 2013). I, accessed September 19, 2013, <http://www.bjs.gov/content/pub/pdf/hcv0311.pdf>.

<sup>12</sup> Ibid., table 2.

<sup>13</sup> Ibid., table 7.

<sup>14</sup> Ibid., 8; calculated from Bureau of Justice Statistics, *Number of Violent Victimization by Victim-Offender Relationship, 2007–2011*, generated using the NCVS Victimization Analysis Tool, accessed September 19, 2013, <http://www.bjs.gov/index.cfm?ty=nvat>.

<sup>15</sup> Sandholtz, Langton and Planty, *appendix table 2*.

<sup>16</sup> Ibid., table 8.



crimes were white, 27 percent were black, 9 percent had unknown race, 7 percent were of various races (in the case of multiple offenders of different races), and 5 percent were other races.<sup>17</sup>

- Single-bias anti-Hispanic incidents accounted for 56 percent of 720 reported incidents of ethnicity-based bias in 2011.<sup>18</sup>
- In 2011, 2,092 hate and bias incidents against lesbian, gay, bisexual, transgender, queer, or HIV-affected (LGBTQH) victims were reported to the National Coalition of Anti-Violence Programs (NCAVP)—a 16 percent decrease of incidents compared to 2010.<sup>19</sup>
- In 2011, gay people, LGBTQH people of color, immigrants, transgender people, youth, and young adults were disproportionately affected by hate violence. For instance, LGBTQH people of color were 3.13 times as likely to experience injuries from anti-LGBTQH hate violence as all LGBTQH survivors.<sup>20</sup>
- NCAVP documented 30 anti-LGBTQH murders in 2011, the highest yearly total recorded in a decade, and an 11 percent increase from the 27 people murdered in 2010. The number recorded in 2009 was 22 people murdered.<sup>21</sup> +



<sup>17</sup> Ibid., table 9.

<sup>18</sup> Federal Bureau of Investigation. *Hate Crime Statistics, 2011*, calculated from data in table 1.

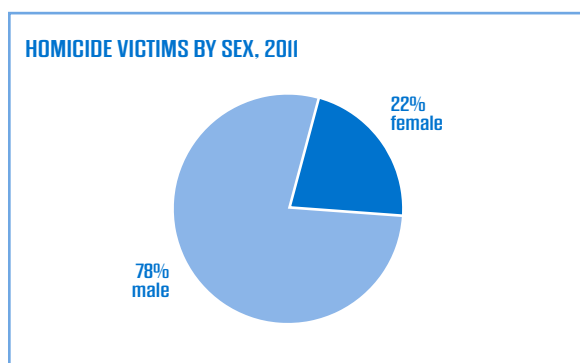
<sup>19</sup> National Coalition of Anti-Violence Programs. *Hate Violence Against Lesbian, Gay, Bisexual, Transgender, Queer, and HIV-Affected Communities in the United States in 2011*. (New York: New York City Gay & Lesbian Anti-Violence Project, Inc., 2012), 9, accessed September 17, 2013, [http://www.avp.org/storage/documents/Reports/2012\\_NCAVP\\_2011\\_HV\\_Report.pdf](http://www.avp.org/storage/documents/Reports/2012_NCAVP_2011_HV_Report.pdf).

<sup>20</sup> Ibid., 9.

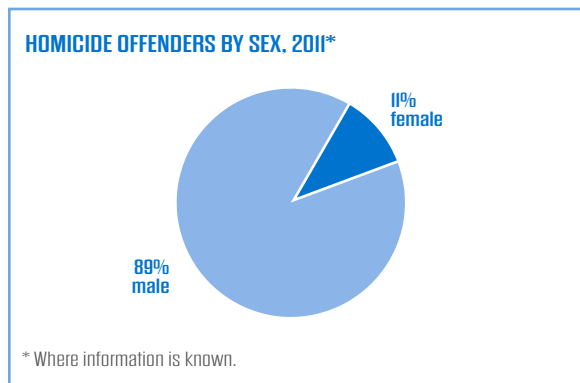
<sup>21</sup> Ibid.

In 2011, the most recent year for homicide data, there were 14,612 homicides in the United States. This rate of 4.7 homicides per 100,000 people is a decrease from 2009 (5.0 per 100,000 people) and down substantially from 1993 when the homicide rate was about twice as high. Overall, homicide victims are primarily male, as are homicide perpetrators. Minorities are disproportionately affected by homicide; although only 13 percent<sup>1</sup> of the U.S. population is black, about one-half of homicide victims are black. Homicide also disproportionately affects younger people. By and large, homicide is perpetrated by someone known to the victim. Mass shootings or Active Shooter Events are a type of homicide that garners a lot of media attention. A separate section on [Mass Casualty Shootings](#) focuses on this rarer type of homicide.

- In 2011, 78 percent of murder victims were male and 22 percent female.<sup>2</sup>

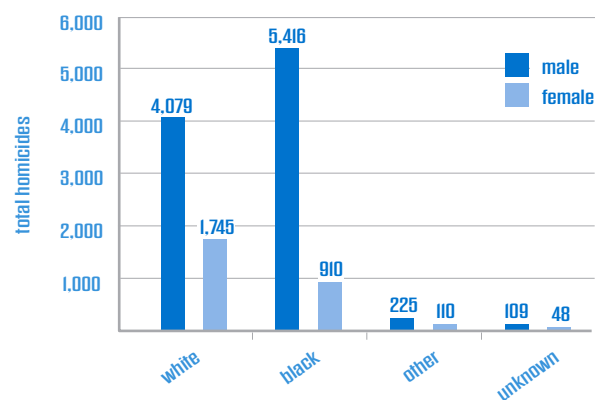


- The sex of the offender was known in 73 percent of homicides in 2011. Among those cases, 89 percent of offenders were male and 11 percent were female.<sup>3</sup>



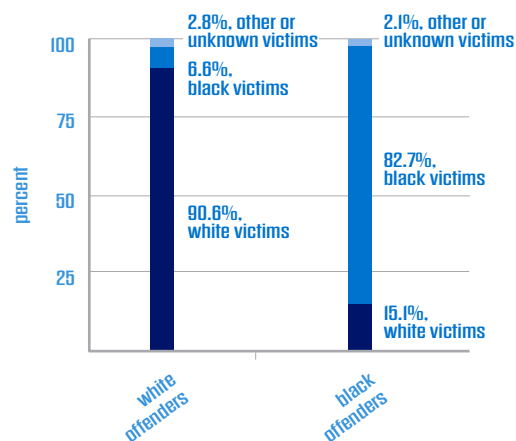
- An estimated 14,612 persons were murdered nationwide in 2011—a 0.7 percent decrease from 2010 and a 10 percent decrease from 2002.<sup>4</sup>

**TOTAL HOMICIDES BY VICTIM GENDER AND RACE, 2011**



- In 2011, 46 percent of homicide victims were white and 50 percent were black. For 4 percent of victims, race was classified as “other” or “unknown.”<sup>5</sup>
- In 2011, homicide was generally intra-racial in cases where the race of the victim and offender were known: white victims made up 91 percent of those murdered by white offenders and black victims made up 83 percent of those murdered by black offenders.<sup>6</sup>

**TOTAL HOMICIDES BY VICTIM AND OFFENDER RACE**



<sup>1</sup> U.S. Census Bureau, “State & County QuickFacts,” (U.S. Department of Commerce, 2013), accessed September 13, 2013, <http://quickfacts.census.gov/qfd/states/00000.html>.

<sup>2</sup> Federal Bureau of Investigation, *Crime in the United States, 2011*, (Washington, DC: U.S. Department of Justice, 2011), calculated from data in Expanded Homicide Data table 1, accessed September 13, 2013, <http://www.fbi.gov/about-us/cjis/ucr/crime-in-the-u.s/2011/crime-in-the-u.s.-2011/tables/expanded-homicide-data-table-1>.

<sup>3</sup> Ibid., calculated from data in Expanded Homicide Data table 3, accessed September 13, 2013, <http://www.fbi.gov/about-us/cjis/ucr/crime-in-the-u.s/2011/crime-in-the-u.s.-2011/tables/expanded-homicide-data-table-3>.

<sup>4</sup> Ibid., table 1A, accessed September 13, 2013, <http://www.fbi.gov/about-us/cjis/ucr/crime-in-the-u.s/2011/crime-in-the-u.s.-2011/tables/table-1>.

<sup>5</sup> Ibid., Expanded Homicide Data table 2, accessed September 13, 2013, <http://www.fbi.gov/about-us/cjis/ucr/crime-in-the-u.s/2011/crime-in-the-u.s.-2011/tables/expanded-homicide-data-table-2>.

<sup>6</sup> Ibid., calculated from data in Expanded Homicide Data table 6, accessed September 13, 2013, <http://www.fbi.gov/about-us/cjis/ucr/crime-in-the-u.s/2011/crime-in-the-u.s.-2011/tables/expanded-homicide-data-table-6>.

- In 2011, for homicides in which the age of the victim was known, 9.5 percent of homicide victims were under 18; 33.7 percent were between the ages of 20 and 29; 19.6 percent were between the ages of 30 and 39; 14.0 percent were between 40 and 49; 11.8 percent were between 50 and 64; and 4.8 percent were age 65 and older.<sup>7</sup>
- In 2011, in the majority of homicide cases in which the age of the offender was known, most offenders (93 percent) were 18 or older.<sup>8</sup>
- In 2011, for homicides in which the type of weapon was known, 67.7 percent were committed with firearms.<sup>9</sup>
- Knives or cutting instruments were used in 13.4 percent of murders, and personal weapons (e.g., hands, fists, feet) were used in approximately 5.8 percent of murders.<sup>10</sup>
- In 2011, 44.1 percent of homicides had an unknown victim-offender relationship, 21.3 percent of homicide victims were killed by an acquaintance, 11.7 percent were killed by a stranger, 10.2 percent were killed by an intimate partner (husband, wife, boyfriend, or girlfriend), 8.6 percent were killed by a family member, 3.0 percent were killed by a friend, and 1.0 percent were killed by someone else (neighbor, employer, or employee).<sup>11</sup>
- In 2011, homicides occurred in connection with another felony (such as rape, robbery, or arson) in at least 14.3 percent of incidents.<sup>12</sup>
- Nearly six percent of murder victims in 2011 were robbed in conjunction with being killed.<sup>13</sup>
- During 2011, an estimated 1,570 children died due to child abuse or neglect. More than three-quarters (81.6 percent) of these children were younger than four years of age.<sup>14</sup>
- Law enforcement cleared (by arrest or exceptional means) 64.8 percent of the murders that occurred nationwide in 2011.<sup>15</sup>
- In 2011, 72 law enforcement officers were feloniously killed (as opposed to accidentally killed) in the line of duty; 69 were male and 3 were female.<sup>16</sup>
- Of those 72 officers killed in the line of duty in 2011, 15 of the slain officers were ambushed; 23 were involved in arrest situations; 11 were performing traffic stops; 7 were answering disturbance calls (including domestic violence); 9 were involved in tactical situations (e.g., high-risk entry); 5 were investigating suspicious persons/circumstances; 1 was handling, transporting, or maintaining custody of prisoners; and 1 was performing an investigative activity (including surveillance, search, or interview).<sup>17</sup> +



<sup>7</sup> Ibid., calculated from data in Expanded Homicide Data table 2.

<sup>8</sup> Ibid., calculated from data in Expanded Homicide Data table 3.

<sup>9</sup> Ibid., table 7, accessed September 13, 2013, <http://www.fbi.gov/about-us/cjis/ucr/crime-in-the-u.s/2011/crime-in-the-u.s.-2011/tables/expanded-homicide-data-table-7>.

<sup>10</sup> Ibid.

<sup>11</sup> Ibid., calculated from data in Expanded Homicide Data table 10, accessed September 13, 2013, <http://www.fbi.gov/about-us/cjis/ucr/crime-in-the-u.s/2011/crime-in-the-u.s.-2011/tables/expanded-homicide-data-table-10>.

<sup>12</sup> Ibid.

<sup>13</sup> Ibid.

<sup>14</sup> Children's Bureau, *Child Abuse and Neglect Fatalities 2011: Statistics and Interventions*, (Washington, DC: U.S. Department of Health and Human Services, 2013), 2, accessed September 13, 2013, <https://www.childwelfare.gov/pubs/factsheets/fatality.pdf>.

<sup>15</sup> Federal Bureau of Investigation, *Crime in the United States, 2011*, table 25, accessed September 13, 2013, <http://www.fbi.gov/about-us/cjis/ucr/crime-in-the-u.s/2011/crime-in-the-u.s.-2011/tables/table-25>.

<sup>16</sup> Federal Bureau of Investigation, *Law Enforcement Officers Killed and Assaulted, 2011*, (Washington, DC: U.S. Department of Justice, 2012), table II, accessed September 13, 2013, <http://www.fbi.gov/about-us/cjis/ucr/leoka/2011/tables/table-II>.

<sup>17</sup> Ibid., table 21, <http://www.fbi.gov/about-us/cjis/ucr/leoka/2011/tables/table-21>.

Human trafficking is a long-standing problem, but there has been a growing awareness and focus from policy makers of the need to devote resources to identifying, investigating, and prosecuting this crime. In 2013 for the first time, all fifty states, the District of Columbia, and all but one U.S. territory had enacted anti-trafficking laws.<sup>1</sup> Human trafficking takes many forms, with the two broadest categories being sex trafficking and labor trafficking. The Department of State defines trafficking in persons as “sex trafficking in which a commercial sex act is induced by force, fraud, or coercion, or in which the person induced to perform such an act has not attained 18 years of age” or “the recruitment, harboring, transportation, provision, or obtaining of a person for labor or services, through the use of force, fraud, or coercion for the purpose of subjection to involuntary servitude, peonage, debt bondage, or slavery.”<sup>2</sup>

- There is limited reliable data available regarding the nature and extent of human trafficking. Gathering victimization statistics on human trafficking is particularly difficult because of the hidden nature of trafficking activities.<sup>3</sup>
- U.S. Department of Justice-led federal investigations and charges into human trafficking have increased in recent years, but we still do not know how many trafficking victims there are in the U.S. Minors involved in commercial sexual exploitation and sex trafficking are of particular concern because they can be misidentified as offenders rather than being recognized as human trafficking victims.

## Human Trafficking Investigations

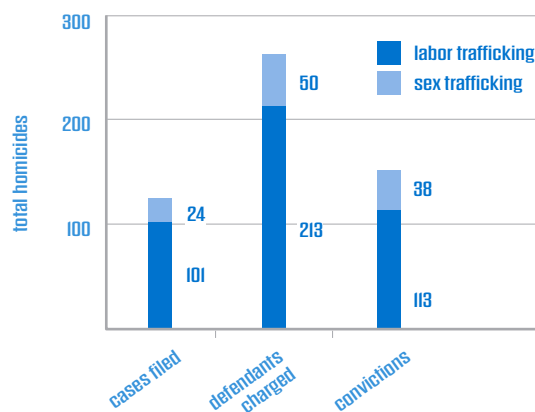
- According to a Department of State report, Department of Justice (DOJ)-led task forces in 2012 reported over 753 investigations involving more than 736 individuals in cases of suspected human trafficking, including both sex and labor trafficking. These figures are down from over 900 investigations involving 1,350 suspects in 2011 but still remain high.<sup>4</sup>
- According to a Department of State report, U.S. Immigration and Customs Enforcement reported 894 investigations involving cases of suspected human trafficking in 2012, up from 722 cases in 2011.<sup>5</sup>

- According to a Department of State report, the FBI reported 306 pending human trafficking investigations with suspected adult and foreign child victims in 2012 (compared to 337 in 2011) and 440 investigations initiated involving sex trafficking of children (compared to 352 in 2011).<sup>6</sup>

## Human Trafficking Prosecutions

- During Fiscal Year 2011, the Department of Justice (DOJ) filed 125 cases of human trafficking involving labor and sex trafficking of adults and minors, charged a total of 263 defendants in these cases, and convicted 151 individuals.<sup>7</sup>
- Of the 263 defendants charged by DOJ in Fiscal Year 2011, 118 of the defendants were charged with forced labor and adult sex trafficking, a 19 percent increase from 2010 and the highest number ever charged for these crimes in a single year.<sup>8</sup>

FEDERAL HUMAN TRAFFICKING CASES, FY 2011



- During 2012, DOJ obtained convictions of a total of 138 individuals in human trafficking cases involving forced labor, sex trafficking of adults, and sex trafficking of children.<sup>9</sup>

<sup>1</sup> Office to Monitor and Combat Trafficking in Persons, *Trafficking in Persons Report 2013*, (Washington, DC: U.S. Department of State, 2013), 381, accessed October 23, 2013, <http://www.state.gov/documents/organization/210742.pdf>; Polaris Project, *Wyoming Becomes 50th State to Outlaw Human Trafficking*, (Washington, DC: Polaris Project, 2013), accessed October 8, 2013, <http://www.polarisproject.org/media-center/news-and-press/press-releases/742-wyoming-becomes-50th-state-to-outlaw-human-trafficking>.

<sup>2</sup> Office to Monitor and Combat Trafficking in Persons, *Trafficking in Persons Report 2013*, 381.

<sup>3</sup> When estimates about commercial sexual exploitation and sex trafficking of minors in the United States are presented, they are generally accompanied by qualifiers and caveats. Institute of Medicine and National Research Council of the National Academies, *Confronting Commercial Sexual Exploitation and Sex Trafficking of Minors in the United States*, (Washington, DC: Institute of Medicine and National Research Council of the National Academies, 2013), 41, accessed October 8, 2013, [http://www.iom.edu/-/media/Files/Report%20Files/2013/Sexual-Exploitation-Sex-Trafficking/sextraffickingminors\\_rb.pdf](http://www.iom.edu/-/media/Files/Report%20Files/2013/Sexual-Exploitation-Sex-Trafficking/sextraffickingminors_rb.pdf).

<sup>4</sup> Office to Monitor and Combat Trafficking in Persons, *Trafficking in Persons Report 2013*, 382.

<sup>5</sup> Ibid.

<sup>6</sup> Ibid.

<sup>7</sup> Attorney General's Annual Report to Congress and Assessment of U.S. Government Activities to Combat Trafficking in Persons, *Fiscal Year 2011*, (Washington, DC: U.S. Department of Justice, 2012), 65, accessed October 8, 2013, <http://www.justice.gov/ag/annualreports/agreporthumantrafficking2011.pdf>.

<sup>8</sup> Office to Monitor and Combat Trafficking in Persons, *Trafficking in Persons Report 2012*, (Washington, DC: U.S. Department of State, 2012), 361, accessed October 8, 2013, <http://www.state.gov/documents/organization/192598.pdf>.

<sup>9</sup> Ibid., 383.

## Non-U.S. Citizen Victims

- During Fiscal Year 2011, 564 certification/eligibility letters were issued to adult and child victims of human trafficking. These letters allow victims of trafficking who are not U.S. citizens to acquire assistance from federal or state programs, much like a refugee.<sup>10</sup>
- Of these letters in 2011, 463 (82 percent) were issued to adults. Of the adult victims who received certification, 45 percent were male, a decrease from 2010. Of the child victims who received eligibility, 60 percent were female.<sup>11</sup>
- Of the adult victims who received certification letters, 26 percent listed the Philippines as their country of origin and 19 percent listed Mexico. Of the child victims who received eligibility letters, 41 percent listed Mexico as their country of origin and 17 percent listed Guatemala.<sup>12</sup>

## Child Victims

- The FBI's 2003 Innocence Lost National Initiative resulted in the creation of 66 Child Exploitation Task Forces to address domestic sex trafficking of children in the United States. Through June 2013, the task forces created by this initiative recovered more than 2,700 missing children and resulted in more than 1,300 convictions of sex traffickers.<sup>13</sup>

## Labor Trafficking Victims

- One localized study of unauthorized migrant laborers estimated that 31 percent had experienced at least one incident that meets the legal definition for human trafficking.<sup>14</sup>
- This localized study found evidence that, by occupation, migrant laborers had the highest rates of reporting trafficking violations if they were working in janitorial and cleaning businesses (36 percent reported violations), followed by construction (35 percent), landscaping (27 percent), and agriculture (16 percent).<sup>15</sup> +



<sup>10</sup> A "certification letter" is issued to an adult and an "eligibility letter" is issued to a child. *Attorney General's Annual Report*, 33-34.

<sup>11</sup> *Ibid.*

<sup>12</sup> *Ibid.*, 34-35.

<sup>13</sup> Federal Bureau of Investigation, "Innocence Lost." (Washington, DC: Federal Bureau of Investigation, 2013), accessed October 23, 2013, [http://www.fbi.gov/about-us/investigate/vc\\_majorthefts/cac/innocencelost/](http://www.fbi.gov/about-us/investigate/vc_majorthefts/cac/innocencelost/).

<sup>14</sup> Given the lack of victim-based data concerning human trafficking, this local study provides unique insights. The findings cannot be generalized beyond the jurisdiction studied; however, they give a detailed look into the extent and nature of these crimes. For purposes of this study, to meet the legal definition of human trafficking, the victimization must include actual/threatened infringement of freedom of movement or actual/threatened violation of one's physical integrity. Fraudulent and deceptive employment and smuggling practices were excluded from the trafficking violations category. Sheldon X. Zhang, *Trafficking of Migrant Laborers in San Diego County: Looking for a Hidden Population*, (San Diego, CA: San Diego State University), B. II, accessed October 8, 2013, <https://www.ncjrs.gov/pdffiles1/nij/grants/240223.pdf>.

<sup>15</sup> *Ibid.*, 12.

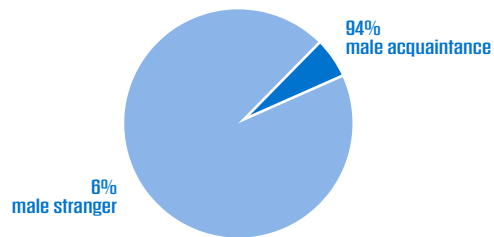
# Intimate Partner Violence

Intimate partner violence (IPV), often called domestic violence, is generally described as **abuse within the context of an intimate relationship**, where one partner asserts power and control over the other. While legal definitions vary by state, IPV can include physical, sexual, or psychological abuse, as well as economic coercion. It affects millions of individuals in our country regardless of marital status, sexual orientation, race, age, religion, education, or economic status.

Because of the seriousness of the crime, the effects on victims and their families, and the difficulties in the criminal justice system response, victims of IPV may require sustained resources, including: access to emergency shelter, as well as housing assistance; protection orders and safety planning; support groups; and financial assistance.

- In 2011, violent crimes by intimate partners (both male and female) totaled 851,340 and accounted for almost 15 percent of violent crimes reported to the National Crime Victimization Survey (NCVS).<sup>2</sup>
- The rate of intimate partner violence reported to the NCVS for females was 4.6 victimizations per 1,000 persons age 12 or older in 2011. During the same period, the rate of intimate partner violence for males increased to 2.0 per 1,000 persons age 12 or older.<sup>3</sup>
- According to the FBI in 2011, there were 1,707 females murdered by males in single victim/single offender incidents.<sup>4</sup>
- Of those female homicides in 2011 in which the victim to offender relationship could be identified, 94 percent of female victims (1,509 out of 1,601) were murdered by a male they knew. Only 6 percent of female victims (92 of 1,601) were murdered by male strangers.<sup>5</sup>
- According to the FBI in 2011, 61 percent of female homicide victims who knew their offenders were intimate acquaintances of their killers, including wives, common-law wives, ex-wives, and girlfriends.<sup>6</sup>

RELATIONSHIP BETWEEN FEMALE MURDER VICTIMS AND MALE OFFENDERS IN 2011



- According to the FBI in 2011, for homicides in which the weapon could be determined (1,551), more female homicides were committed with firearms (51 percent) than with any other weapon. Knives and other cutting instruments accounted for 20 percent of all female murders, bodily force 14 percent, and murder by blunt object 7 percent. Of the homicides committed with firearms, 73 percent were committed with handguns.<sup>7</sup>
- According to a nationally representative survey in 2010, at some point during their lifetime, 36 percent of women—or approximately 42.4 million—were victims of rape, physical violence, or stalking by an intimate partner.<sup>8</sup>
- According to the 2010 survey, in one year, 4 percent of women were slapped, pushed, or shoved by an intimate partner; 30 percent were slapped, pushed, or shoved by an intimate partner at some point during their lifetime.<sup>9</sup>
- According to the 2010 survey, during a one-year period, 14 percent of women and 18 percent of men reported having experienced psychological aggression by an intimate partner at some point in the 2010 calendar year.<sup>10</sup>
- Rape, physical violence, or stalking by an intimate partner has resulted in injury to 15 percent of women and 4 percent of men during their lifetime, as reported to the 2010 survey.<sup>11</sup>
- According to the 2010 survey, violence in a relationship with an intimate partner caused 6 of 10 female and 1 of 6 male victims to be concerned for their safety.<sup>12</sup>

<sup>1</sup> Intimate partner for this publication includes: spouse, common-law spouse, ex-spouse, domestic partner, or girlfriend/boyfriend regardless of cohabitation status.

<sup>2</sup> Jennifer L. Truman and Michael Planty, *Criminal Victimization, 2011*, (Washington, DC: Bureau of Justice Statistics, U.S. Department of Justice, 2011), table 1, accessed September 17, 2013, <http://www.bjs.gov/content/pub/pdf/cv11.pdf>.

<sup>3</sup> Calculated from Bureau of Justice Statistics, *Rates of Violent Victimization by Sex and Victim-Offender Relationship, 2010-2011*, generated using the NCVS Victimization Analysis Tool, accessed September 23, 2013, <http://www.bjs.gov/index.cfm?ty=nvat>.

<sup>4</sup> Violence Policy Center, *When Men Murder Women: An Analysis of 2011 Homicide Data*, (Washington, DC: Violence Policy Center, 2013), 3, accessed November 5, 2013, <http://www.vpc.org/studies/wmmw2013.pdf>.

<sup>5</sup> Ibid.

<sup>6</sup> Ibid.

<sup>7</sup> Ibid.

<sup>8</sup> Michelle Black et al., *The National Intimate Partner and Sexual Violence Survey: 2010 Summary Report*, (Atlanta, GA: National Center for Injury Prevention and Control, Centers for Disease Control and Prevention, 2011), 39, accessed September 17, 2013, [http://www.cdc.gov/ViolencePrevention/pdf/NISVS\\_Report2010-a.pdf](http://www.cdc.gov/ViolencePrevention/pdf/NISVS_Report2010-a.pdf).

<sup>9</sup> Ibid., 44.

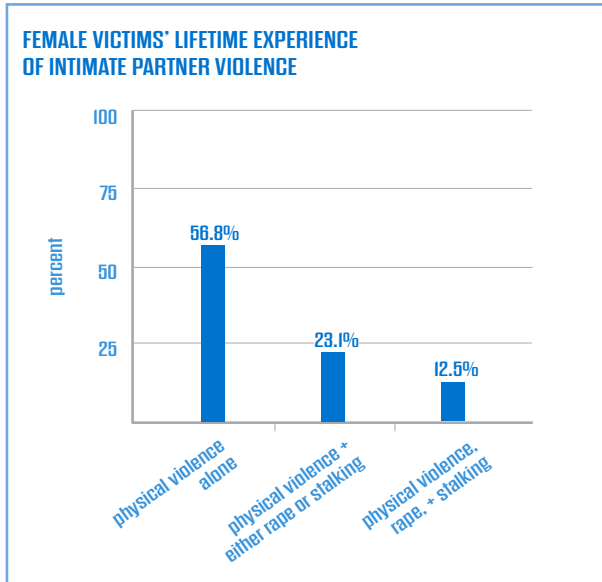
<sup>10</sup> Psychological aggression includes acting dangerous, name calling, insults, and humiliation, as well as coercive behaviors that are intended to monitor and control an intimate partner such as threats, interference with family and friends, and limiting access to money. Ibid., 46.

<sup>11</sup> Ibid., 54.

<sup>12</sup> Ibid., 56.



- Of female victims in the 2010 survey, 64 percent experienced violence by an intimate partner during their lifetime. Of these women, 56.8 percent experienced physical violence alone, and 35.6 percent experienced physical violence in combination with another type of violence.<sup>13</sup>



- In 2011, 51 percent of LGBTQ intimate partner violence victims who reported to local anti-violence programs were women, 41 percent men, 0.5 percent intersex, and 1 percent self-identified/other.<sup>17</sup>
- In cases where the age of the victims was recorded when victims reported to local anti-violence programs in 2011, 53 percent of LGBTQ domestic violence victims were over the age of 30, while 47 percent were under 30.<sup>18</sup>
- In 2010, 10.3 percent of state and 10.4 percent of federal firearms application rejections were due to a domestic violence misdemeanor conviction or restraining order.<sup>19</sup>
- In 2009, 25 percent of all adult victims compensated by victim compensation programs were domestic violence victims. These claims represented 40 percent of all assault claims.<sup>20</sup> +

- Among adult victims of rape, physical violence, or stalking by an intimate partner in the 2010 survey, 22.4 percent of women and 15.0 percent of men first experienced some form of intimate partner violence between 11 and 17 years of age.<sup>14</sup>
- According to a Centers for Disease Control and Prevention survey of youth risk behavior, approximately 9 percent of high school students report being hit, slapped, or physically hurt on purpose by a boyfriend or girlfriend in the 12 months before being surveyed.<sup>15</sup>
- In 2011, lesbian, gay, bisexual, transgender, or queer people (LGBTQ) reported 3,930 incidents of intimate partner violence to local anti-violence programs, a 22.2 percent decrease from 2010. Nineteen of these incidents resulted in murder.<sup>16</sup>



<sup>13</sup> Ibid., 41.

<sup>14</sup> Ibid., 49.

<sup>15</sup> Danice K. Eaton et al., *Youth Risk Behavior Surveillance—United States, 2011*, (Atlanta, GA: Centers for Disease Control and Prevention, 2012), 10, accessed November 5, 2013, <http://www.cdc.gov/mmwr/pdf/ss/ss8104.pdf>.

<sup>16</sup> National Coalition of Anti-Violence Programs (NCAVP), *Lesbian, Gay, Bisexual, Transgender, Queer, and HIV-Affected Intimate Partner Violence 2011*, (New York, 2012), 15, accessed September 17, 2013, [http://www.avp.org/storage/documents/ncavp\\_2012\\_ipvreport.final.pdf](http://www.avp.org/storage/documents/ncavp_2012_ipvreport.final.pdf).

<sup>17</sup> Ibid., 19.

<sup>18</sup> Ibid., 20.

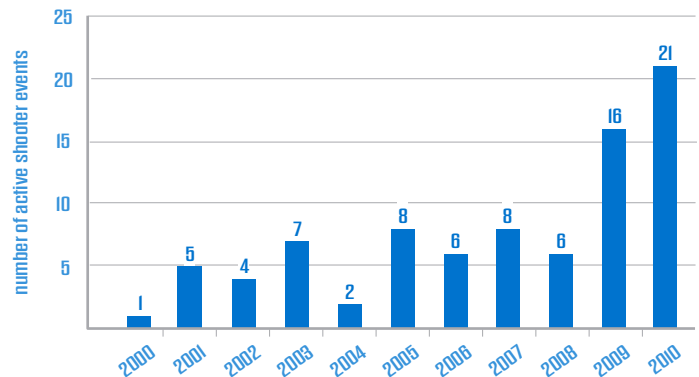
<sup>19</sup> Ronald J. Frandsen et al., *Background Checks for Firearm Transfers, 2010—Statistical Tables*, (Washington, DC: Bureau of Justice Statistics, U.S. Department of Justice, 2010), table 4, accessed September 17, 2013, <http://bjs.gov/content/pub/pdf/bcf10st.pdf>.

<sup>20</sup> National Association of Crime Victim Compensation Boards, "Facts about Crime Victim Compensation," (Alexandria, VA: 2011), accessed October 5, 2012, <http://www.nacvcb.org/NACVCB/files/ccLibraryFiles/FileName/000000000097/Facts%20about%20crime%20victim%20compensation2011.doc>.

# Mass Casualty Shootings

Mass casualty crimes are rare events that garner a great deal of media and public policy attention. The exact number of these events varies by the definition used, but the general trend is that these events have increased in the United States in the last ten years. While shootings are the most common form of domestic mass casualty crime, crimes of mass violence include bombings, arson, sabotage, poisonings, chemical weapons, and cyber-attacks. In addition to events designated as acts of terrorism,<sup>1</sup> there are three terms that are commonly used when specifically examining mass casualty shootings. One recent study used the term "Active Shooter Event," which refers to one or more persons engaged in killing or attempting to kill multiple people in a defined area with the primary motive appearing to be mass murder.<sup>2</sup> The FBI uses the term "mass murder," which refers to the murder of four or more victims occurring during the same incident with no distinctive time period between murders.<sup>3</sup> The Department of Homeland Security uses the term "Active Shooter Cases," which refers to an individual actively engaged in killing or attempting to kill people in a confined and populated area.<sup>4</sup> The statistics and trends related to mass casualty shootings reported in this section rely on one of these three definitions. The impact of these crimes is difficult to quantify. While the statistics below indicate victim fatalities only, the actual harm from mass violence encompasses a much broader circle, including those with non-fatal injuries and those who experience trauma and ongoing mental injury. This impact also extends to the victims' families, and to witnesses, first responders, medical professionals, and the wider community.

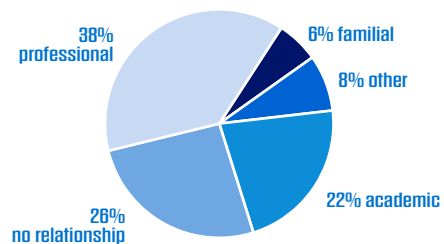
FREQUENCY OF ACTIVE SHOOTER EVENTS BY YEAR



- According to one recent study, 84 Active Shooter Events occurred in the United States between 2000 and 2010. Businesses were most frequently attacked (37 percent), followed by schools (34 percent) and public venues (17 percent).<sup>5</sup>
- The frequency of Active Shooter Events has increased from 1 in 2000 to 21 in 2010.<sup>6</sup>

- Between 2006 and 2010, victims of mass murders made up only about 1 percent of all murder victims in the United States based on FBI data.<sup>7</sup> During this time, 156 mass murders occurred that involved 774 victims. This number compares to 71,945 victims of murder during that same time period.<sup>8</sup>
- Out of 230 Active Shooter Cases in the United States from 1966 to 2012, only 8 cases (3 percent) involved a female active shooter.<sup>9</sup>
- From 1966 to 2012, the offenders in Active Shooters Cases were often members of the communities they targeted. The relationship between attacker and victim was based on a professional relationship 38 percent of the time, no relationship 26 percent of the time, an academic relationship 22 percent of the time, another relationship (including former and current intimate partners) 8 percent of the time, and a familial relationship 6 percent of the time.<sup>10</sup>

RELATIONSHIP BETWEEN ACTIVE SHOOTER AND VICTIMS



<sup>1</sup> U.S. law defines terrorism as "premeditated, politically motivated violence perpetrated against non-combatant targets by subnational groups or clandestine agents." 22 U.S.C. § 2656f(d) (2011).

<sup>2</sup> More specifically, the area or areas are occupied by multiple, unrelated individuals and at least one of the victims must be unrelated to the shooter. Gang-related shootings are excluded. J. Pete Blair and M. Hunter Martindale, "United States Active Shooter Events from 2000 to 2010: Training and Equipment Implications," (Advanced Law Enforcement Rapid Response Training, Texas State University, 2013), 3, accessed October 4, 2013, <http://alert.org/files/research/ActiveShooterEvents.pdf>.

<sup>3</sup> Robert J. Morton and Mark A. Hills, eds., "Serial Murder: Multi-Disciplinary Perspectives for Investigators," (Washington, DC: Federal Bureau of Investigation, U.S. Department of Justice, 2006), accessed October 7, 2013, <http://www.fbi.gov/stats-services/publications/serial-murder/serial-murder-july-2008-pdf>.

<sup>4</sup> Excluded from these Active Shooter Cases are gang-related shootings, shootings occurring solely in a domestic setting, robberies, drive-by shootings, attacks that did not involve a firearm, and attacks categorized primarily as hostage-taking incidents. Furthermore, events were restricted to those that occurred in the United States, resulted in at least one victim or attacker casualty, and were not foiled before the attack occurred. Raymond W. Kelly, "Active Shooter: Recommendations and Analysis for Risk Mitigation, 2012 Edition," (New York, NY: New York City Police Department, 2012), 4, accessed October 7, 2013, <http://www.nyc.gov/html/nypd/downloads/pdf/counterrorism/ActiveShooter.pdf>.

<sup>5</sup> Blair and Martindale, "United States Active Shooter Events from 2000 to 2010," 2.

<sup>6</sup> Ibid., 3.

<sup>7</sup> Morton and Hills, "Serial Murder: Multi-Disciplinary Perspectives."

<sup>8</sup> Brad Heath and Megan Hoyer, "Mass Killings Occur in USA Once Every Two Weeks," *USA Today*, December 18, 2012, calculated from data in FBI Supplemental Homicide Report, accessed October 7, 2013, <http://www.usatoday.com/story/news/nation/2012/12/18/mass-killings-common/1778303/>.

<sup>9</sup> Kelly, "Active Shooter: Recommendations and Analysis for Risk Mitigation," 4.

<sup>10</sup> Ibid., 5.

- Between 1966 and 2012, the average number of victim fatalities in Active Shooter Cases was 3.1.<sup>11</sup>
- In the majority of the 230 Active Shooter Cases between 1966 and 2012, there were 0 to 5 fatalities. In a small number of these cases, there were more than 10 fatalities.<sup>12</sup>
- According to a report by the U.S. Conference of Mayors, there were 3,582 fatalities in mass casualty crimes—including but not limited to shootings and domestic terror incidents—in the United States from 1950 to mid-2012. This statistic does not include the recent Sandy Hook Elementary School shooting, the Boston Marathon bombings, and the Washington Navy Yard shooting.<sup>13</sup>
- According to the U.S. Department of State in 2012, 10 private U.S. citizens were killed in acts of terrorism outside of the U.S.<sup>14</sup>



<sup>11</sup> Ibid., 6.

<sup>12</sup> The study was not clear on the exact frequency of numbers of fatalities per case. Ibid.

<sup>13</sup> Another source of statistics on domestic terrorism in the United States through 2009 is David Muhlhausen and Jena Baker McNeill, "Terror Trends: 40 Years' Data on International and Domestic Terrorism," (Washington, DC: The Heritage Foundation, 2011), <http://www.heritage.org/research/reports/2011/05/terror-trends-40-years-data-on-international-and-domestic-terrorism>. Michael A. Nutter, "Proposal for the Creation of the National Commission of Domestic Terrorism, Violence and Crime in America," (The United States Conference of Mayors, 2013), accessed November 22, 2013, <http://usmayors.org/pressreleases/uploads/2013/0126-document-NCOTVC.pdf>.

<sup>14</sup> U.S. Department of State, "Terrorism Deaths, Injuries, and Kidnappings of Private United States Citizens in 2012," (Washington, DC: Office of the Coordinator for Counterterrorism, U.S. Department of State, 2013), accessed November 22, 2013, <http://www.state.gov/j/ct/rls/crt/2012/210030.htm>.

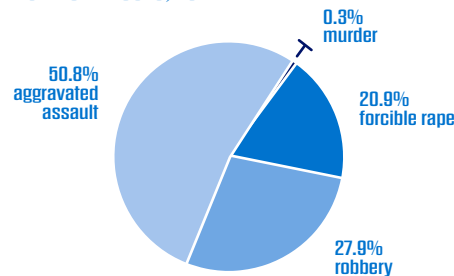
# School and Campus Crime

Schools and college campuses—where young people spend part or all of their day—are often assumed to be relatively safe places. Yet children age 12 to 18 still experience and witness acts of violence in their schools, negatively affecting their physical and emotional well-being as well as their learning. Crimes committed on campuses include physical and sexual abuse, bullying, and property crimes. Lesbian, gay, bisexual, and transgender students, and also students of color, can be the target of harassment, but may hesitate to report incidents to school officials. On their campuses, students can experience violent crimes—by both known and unknown offenders—such as forcible rape,<sup>1</sup> aggravated assault, and robberies.<sup>2</sup> Stalking is also a widespread but underreported crime on campuses, and national studies suggest that there are higher rates of stalking victimization among college-age women than among the general population.<sup>3</sup> The statistics represented in this document are drawn from several sources including FBI data, national crime trends data, information from the United States Department of Education research, and campus-specific data collected and reported as a result of the Clery Act.<sup>4</sup>

## Data from the FBI showed:

- In 2011, 89,160 crimes were reported to college and university campus police. Of these reported crimes, 97 percent were property crimes, and 3 percent were violent crimes.<sup>5</sup>
- Of the violent crimes reported on college and university campuses in 2011, 51 percent were aggravated assaults, 28 percent were robberies, 21 percent were forcible rapes, and 0.3 percent were murder or non-negligent manslaughter.<sup>6</sup>

CRIMES REPORTED ON COLLEGE AND UNIVERSITY CAMPUSES, 2011



- Hate and bias crimes reported on school and college campuses made up nine percent of all hate and bias crimes reported in the United States in 2011.<sup>7</sup>
- Of property crimes reported on college and university campuses in 2011, 87 percent were larceny-thefts, followed by burglaries at 11 percent, motor vehicle thefts at 2 percent, and arson at 0.4 percent.<sup>8</sup>

## Clery Act reporting from 2011 showed:

- Of aggravated assaults reported, 60 percent occurred on campus and 40 percent occurred off campus.<sup>9</sup>
- Of murders reported, 20 occurred on campus and 16 occurred off campus.<sup>10</sup>
- Of the sex offenses reported, 88 percent occurred on campus and 12 percent occurred off campus.<sup>11</sup>
- Of the robberies reported, 39 percent were on campus, and 61 percent were off campus. Of the burglaries, 95 percent were on campus and 5 percent occurred off campus. Of motor vehicle thefts, 57 percent occurred on campus, while 43 percent were off campus.<sup>12</sup>

<sup>1</sup> The FBI's definition of forcible rape changed in early 2012 but the changes were not implemented into crime statistics until January 2013. The data presented here use the old definition of forcible rape, "the carnal knowledge of a female forcibly and against her will. Attempts or assaults to commit rape by force or threat of force are also included; however, statutory rape (without force) and other sex offenses are excluded." Federal Bureau of Investigation, *Crime in the United States, 2011*, (Washington, DC: U.S. Department of Justice, 2012), table I, accessed September 24, 2013, <http://www.fbi.gov/about-us/cjis/ucr/crime-in-the-u.s/2011/crime-in-the-u.s.-2011/tables/table-I>. For more information about the FBI definition of rape, please see <http://www.fbi.gov/about-us/cjis/ucr/recent-program-updates/new-rape-definition-frequently-asked-questions>.

<sup>2</sup> Diana A. Drysdale, William Modzeleski, and Andre B. Simons, *Campus Attacks: Targeted Violence Affecting Institutions of Higher Education*, (Washington, DC: U.S. Secret Service, U.S. Department of Homeland Security, Office of Safe and Drug-Free Schools, U.S. Department of Education; Federal Bureau of Investigation, U.S. Department of Justice, 2010), I, II, accessed September 24, 2013, <http://www.fbi.gov/stats-services/publications/campus-attacks/campus-attacks.pdf>.

<sup>3</sup> Bonnie S. Fisher, Francis T. Cullen, and Michael G. Turner, "Sexual Victimization of College Women" (Washington, DC: U.S. Department of Justice, National Institute of Justice, 2000).

<sup>4</sup> The Jeanne Clery Disclosure of Campus Security Policy and Campus Crime Statistics Act requires campuses to keep records and disclose all incidents of campus crime to the federal government. The Violence Against Women Reauthorization Act of 2013 (VAWA) was signed into law on March 7, 2013, and amended parts of the Clery Act to require colleges and universities to compile statistics for additional crimes including sexual assault, domestic violence, dating violence, and stalking.

<sup>5</sup> Federal Bureau of Investigation, *Crime in the United States, 2011*, (Washington, DC: U.S. Department of Justice, 2012), calculated from data in table 9, accessed September 24, 2013, <http://www.fbi.gov/about-us/cjis/ucr/crime-in-the-u.s/2011/crime-in-the-u.s.-2011/tables/table-9/view>.

<sup>6</sup> Ibid.

<sup>7</sup> Includes counts for "School/college," "School-college/university," and "School-elementary/secondary." Federal Bureau of Investigation, *Hate Crime Statistics, 2011*, calculated from data in table 10, accessed September 24, 2013, <http://www.fbi.gov/about-us/cjis/ucr/hate-crime/2011/tables/table-10>.

<sup>8</sup> Federal Bureau of Investigation, *Crime in the United States, 2011*, calculated from data in table 9.

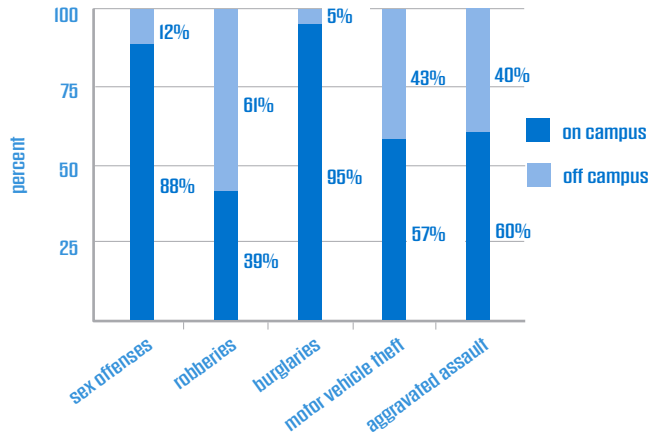
<sup>9</sup> *The Handbook for Campus Safety and Security Reporting*, (Washington, DC: U.S. Department of Education, 2011), I, accessed September 24, 2013, <http://www2.ed.gov/admins/lead/safety/handbook.pdf>. On-campus categories include "On campus" and "On-campus Student Housing Facilities." Off-campus categories include "Noncampus" and "Public Property." *The Campus Safety and Security Data Analysis Cutting Tool*, (U.S. Department of Education), based on calculations, accessed September 24, 2013, <http://ope.ed.gov/security>. For replication purposes: Group Search choices (Any Institution State or Outlying Area, Any Institution Enrollment, Any Type of Institution, Any Instructional Program, US State or Outlying Area, Any Campus Style or Outlying Area).

<sup>10</sup> Ibid.

<sup>11</sup> Includes both forcible and non-forcible sex offenses. Ibid.

<sup>12</sup> Ibid.

## REPORTED CRIMES, ON AND OFF CAMPUS



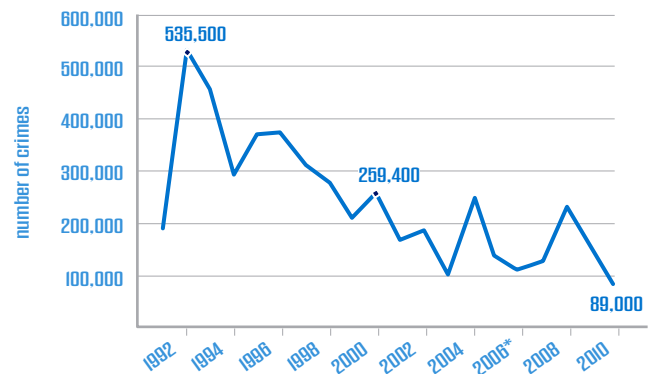
## According to a national study on the historical trends of school violence between 1909 and 2008:

- Suspects targeted one or more specifically named individuals in 73 percent of targeted violence incidents<sup>13</sup> on college and university campuses.<sup>14</sup>
- A majority of incidents of targeted violence occurred on campus (79 percent), while approximately one-fifth were off campus. When the incidents occurred inside a campus-owned or -operated building, more than one-half took place in dorm rooms or apartments, offices, or instructional areas (such as classrooms, lecture halls, or laboratories); approximately 27 percent took place on campus grounds or parking lots.<sup>15</sup>
- There were 272 targeted violence incidents on campuses between 1909 and 2008. Suspects caused 281 deaths and injured 247 individuals. Of the deaths, at least 190 were students, and at least 72 were employees. Of the injured, at least 144 were students, and at least 35 were employees.<sup>16</sup>

Bullying, harassment, and physical and sexual abuse are all real problems in schools across the United States. Several national surveys and research studies have revealed the following data about these crimes:

- In one 2011 survey, 30 percent of respondents had missed at least one day of school in the past month because they felt unsafe or uncomfortable.<sup>17</sup>
- In the 2010 to 2011 school year, 74 percent of all public schools recorded one or more serious violent crimes such as rape, sexual battery other than rape, robbery with or without a weapon, threat of physical attack with a weapon, or fight or physical attack with a weapon. Only 40 percent of all public schools reported any of these incidents to the police.<sup>18</sup>
- During the 2010 to 2011 school year, 91 percent of both middle and high schools reported violent incidents at school compared to 64 percent of elementary (primary) schools.<sup>19</sup>
- In 2011, students age 12 to 18 were victims of 89,000 non-fatal serious violent crimes at school, which was a 66 percent decrease from the number of serious violent crimes in 2001 and an 83.3 percent decrease for the peak in 1993.<sup>20</sup>

## NON-FATAL SERIOUS VIOLENT CRIMES AT SCHOOL, AGES 12 — 18



\* Note: Due to methodological changes in the 2006 survey, those estimates are not comparable with subsequent or prior years.

<sup>13</sup> Targeted violence includes incidents in which the suspect targeted a specific institution of higher education student, employee, or facility/event, or a random student, employee, or facility/event because it matched the suspect's victim profile. Furthermore, the suspect employed or had the present ability to employ lethal force. For more information on the inclusion criteria, see page 8 of <http://www.publicsafety.ohio.gov/links/ohs-SchoolCampusAttacks0410.pdf>. Drysdale, Modzeleski, and Simons. *Campus Attacks*, 19.

<sup>14</sup> Ibid.

<sup>15</sup> Ibid., 13, 14.

<sup>16</sup> Ibid., 11, 17.

<sup>17</sup> Joseph G. Kosciw et al., *The 2011 National School Climate Survey: The Experiences of Lesbian, Gay, Bisexual, and Transgender Youth in Our Nation's Schools*. (New York: GLSEN, 2012), xv, accessed September 26, 2013, <http://glsen.org/sites/default/files/2011%20National%20School%20Climate%20Survey%20Full%20Report.pdf>.

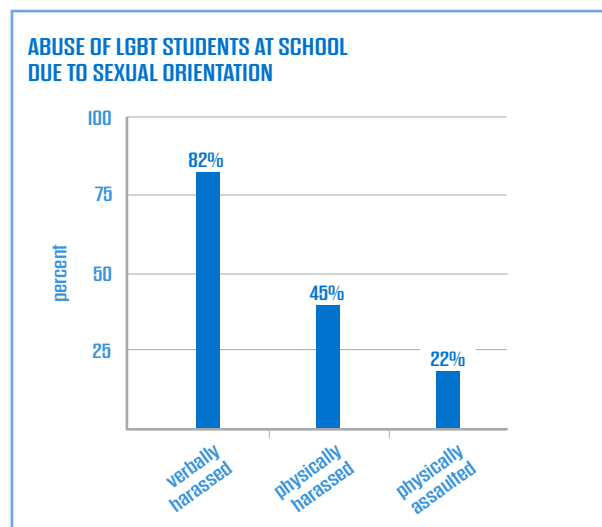
<sup>18</sup> Simone Robers et al., *Indicators of School Crime and Safety: 2012*. (NCES 2013-036/NCJ 241446). (Washington, DC: National Center for Education Statistics, U.S. Department of Education; Bureau of Justice Statistics, Office of Justice Programs, U.S. Department of Justice), 27, accessed September 26, 2013, <http://nces.ed.gov/pubs2013/2013036.pdf>.

<sup>19</sup> Ibid., 29.

<sup>20</sup> Ibid., calculated from data in table 2.1.

- In 2011, 33 percent of students in grades 9 through 12 reported they had been in a physical fight anywhere at least one time during the previous 12 months compared to 42 percent in 1993, and 12 percent said they had been in a fight on school property during the previous 12 months compared to 16 percent in 1993.<sup>21</sup>
- In 2011, 17 percent of students in grades 9 through 12 had carried a weapon in the previous 30 days. In the same year, about 5 percent of students had carried a gun.<sup>22</sup>
- For school-age youth (5 to 18) in the 2010 to 2011 school year, there were 11 homicides at school.<sup>23</sup>
- In 2011, seven percent of students in grades 9 through 12 reported having been threatened or injured with a weapon on school property.<sup>24</sup>
- In 2011, 26 percent of students in grades 9 through 12—including 29 percent of males and 22 percent of females—reported that drugs had been made available to them on school property during the previous 12 months.<sup>25</sup>
- In 2011, 36 percent of students who reported bullying problems at school indicated that they occurred at least once or twice a month.<sup>26</sup>
- In 2011, 18 percent of students age 12 to 18 reported that gangs were present at their schools.<sup>27</sup>
- In 2011, 28 percent of students age 12 to 18 reported being bullied at school during the school year.<sup>28</sup>

- In a 2011 study that included youth in grades 6 through 12, 64 percent of lesbian, gay, bisexual, or transgender (LGBT) respondents said they felt unsafe in school because of their sexual orientation, and 44 percent felt unsafe because of their gender expression.<sup>29</sup>
- In 2011, 82 percent of LGBT youth respondents had been verbally harassed at school because of their sexual orientation, 45 percent had been physically harassed (e.g., pushed or shoved), and 22 percent had been physically assaulted because of their sexual orientation.<sup>30</sup>



- Of LGBT students who had been harassed or assaulted at school, 60 percent did not report the incident to school officials, most commonly because they doubted anything would be done or believed the situation could become worse if reported.<sup>31</sup> +

<sup>21</sup> Ibid., 56.

<sup>22</sup> Centers for Disease Control and Prevention, "Youth Risk Behavior Surveillance—United States, 2011," *Surveillance Summaries*, (Atlanta, GA: U.S. Department of Health and Human Services), 61, no. 4 (2012): 55, table 8, accessed September 26, 2013, <http://www.cdc.gov/mmwr/pdf/ss/ss6104.pdf>.

<sup>23</sup> Robers et al., *Indicators of School Crime and Safety: 2012*, table 1.1.

<sup>24</sup> Ibid., 18.

<sup>25</sup> Ibid., 38.

<sup>26</sup> Ibid., 48.

<sup>27</sup> Ibid., 36.

<sup>28</sup> Ibid., 44.

<sup>29</sup> Kosciw et al., *2011 National School Climate Survey*, figure 1.10.

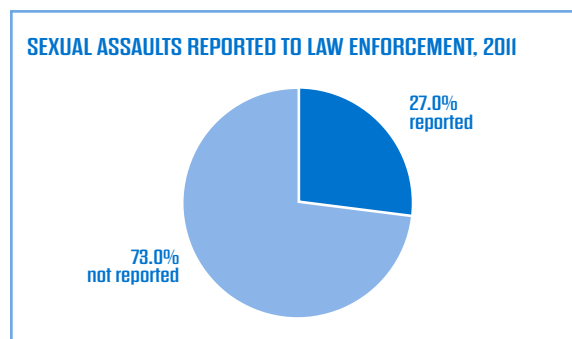
<sup>30</sup> Ibid., 24–25.

<sup>31</sup> Ibid., figure 1.18 and table 1.1.



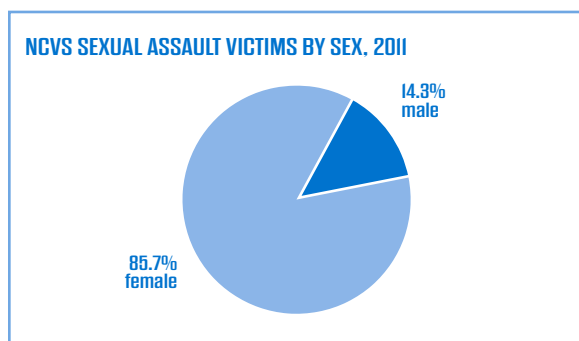
Sexual violence encompasses a variety of criminal acts, ranging from sexual threats to unwanted contact to rape. It is widely recognized that sexual violence crimes are extremely underreported because of the stigma associated with these crimes. This stigma contributes to the difficulty of measuring sexual violence in official statistics. Other difficulties include inconsistent definitions of sexual assault and rape; differing reporting requirements to local, state, and national law enforcement; and low conviction rates. Sexual violence, however, remains pervasive and traumatizing to its victims. The statistics cited below are drawn from several large, national data sets and reports on various forms of sexual violence and “forcible rape.”<sup>1</sup> While we know both men and women can be victims of sexual violence, most of these acts are perpetrated by male offenders against female victims. Most of the offenders are known to the victim in some capacity, including as friends, acquaintances, family members, or intimate partners. A recent report on the methods of reporting sexual violence from the National Research Council commissioned by the Bureau of Justice Statistics suggests it is likely that the National Crime Victimization Survey (NCVS) is undercounting rape and sexual assault.<sup>2</sup>

- Of female rape or sexual assault victims, 28 percent were assaulted by a stranger, 48 percent by friends or acquaintances, and 19 percent by intimate partners.<sup>5</sup>
- Twenty-seven percent of rapes or sexual assaults were reported to law enforcement, compared to 49 percent in 2010.<sup>6</sup>



## Data from the National Crime Victimization Survey (NCVS) showed, in 2011:

- An estimated 243,800 rapes or sexual assaults of victims age 12 or older.<sup>3</sup>
- Females made up 85.7 percent of rape or sexual assault victims.<sup>4</sup>



## According to FBI data, in 2011:

- Forcible rapes accounted for 7 percent of violent crimes reported to law enforcement.<sup>7</sup>
- Law enforcement cleared 41.2 percent of reported forcible rapes.<sup>8</sup>
- Forcible rapes accounted for 0.2 percent of all arrests.<sup>9</sup>

## A study on youth victimization and perpetration (published in 2013) shows that in the years 2010–2011:

- Among youth age 14 to 21, 9 percent reported being the perpetrator of some type of sexual violence in their lifetime.<sup>10</sup>
- Among youth age 14 to 21, 4 percent (10 females and 39 males) reported being the perpetrators of attempted or completed rape.<sup>11</sup>

<sup>1</sup> The FBI’s definition of forcible rape presented here is “the carnal knowledge of a female forcibly and against her will. Attempts or assaults to commit rape by force or threat of force are also included; however, statutory rape (without force) and other sex offenses are excluded.” This definition was revised in 2012. For more information, see <http://www.fbi.gov/about-us/cjis/ucr/recent-program-updates/new-rape-definition-frequently-asked-questions>. Federal Bureau of Investigation, *Crime in the United States, 2011*. (Washington, DC: U.S. Department of Justice, 2012), table I, accessed September 24, 2013, <http://www.fbi.gov/about-us/cjis/ucr/crime-in-the-u.s/2011/crime-in-the-u.s.-2011/tables/table-I>; Bureau of Justice Statistics, *Rates of Rape/Sexual Assaults, Robberies, Aggravated Assaults, and Simple Assaults, 1993–2011*, generated using the NCVS Victimization Analysis Tool, accessed September 24, 2013, <http://www.bjs.gov/index.cfm?ty=nvat>.

<sup>2</sup> National Research Council, *Estimating the Incidence of Rape and Sexual Assault*. (Washington, DC: The National Academies Press, 2013), accessed December 2, 2013, [http://www.nap.edu/catalog.php?record\\_id=18605](http://www.nap.edu/catalog.php?record_id=18605).

<sup>3</sup> Jennifer L. Truman and Michael Planty, *Criminal Victimization, 2011*. (Washington, DC: Bureau of Justice Statistics, U.S. Department of Justice, 2012), table I, accessed September 19, 2013, <http://www.bjs.gov/content/pub/pdf/cv11.pdf>.

<sup>4</sup> Bureau of Justice Statistics, *Rates of Rape/Sexual Assaults by Sex and Victim-Offender Relationship, 2010–2011*, generated using the NCVS Victimization Analysis Tool, accessed September 24, 2013, <http://www.bjs.gov/index.cfm?ty=nvat>.

<sup>5</sup> Ibid.

<sup>6</sup> Truman and Planty, *Criminal Victimization, 2011*, table 8.

<sup>7</sup> Federal Bureau of Investigation, *Crime in the United States, 2011*, calculated from data in table I, accessed September 19, 2013, <http://www.fbi.gov/about-us/cjis/ucr/crime-in-the-u.s/2011/crime-in-the-u.s.-2011/tables/table-I>.

<sup>8</sup> Federal Bureau of Investigation, *Crime in the United States 2011*, “Offenses Cleared,” table 25, accessed September 10, 2012, [http://www.fbi.gov/about-us/cjis/ucr/crime-in-the-u.s/2011/crime-in-the-u.s.-2011/tables/table\\_25](http://www.fbi.gov/about-us/cjis/ucr/crime-in-the-u.s/2011/crime-in-the-u.s.-2011/tables/table_25).

<sup>9</sup> Ibid., calculated from data in table 29, accessed September 24, 2013, [http://www.fbi.gov/about-us/cjis/ucr/crime-in-the-u.s/2011/crime-in-the-u.s.-2011/tables/table\\_29](http://www.fbi.gov/about-us/cjis/ucr/crime-in-the-u.s/2011/crime-in-the-u.s.-2011/tables/table_29).

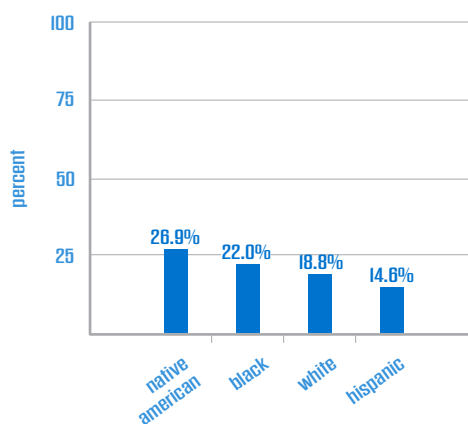
<sup>10</sup> Michele L. Ybarra and Kimberly J. Mitchell, “Prevalence Rates of Male and Female Sexual Violence Perpetrators in a National Sample of Adolescents,” *JAMA Pediatrics*, 2013, accessed October 23, 2013, <http://archpedi.jamanetwork.com/article.aspx?articleid=1748355>.

<sup>11</sup> Ibid.

In 2010, the Center for Disease Control (CDC) published a large national study providing much needed national data about rape and sexual assault. Some of the findings include:

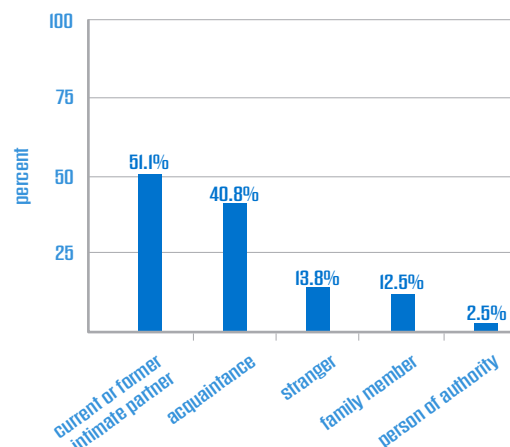
- Nearly 1 in 5—or 22 million—women in the United States has been raped in her lifetime.<sup>12</sup>
- More than 1.2 million Hispanic women were victims of rape in their lifetime, and approximately 37 percent were victims of rape, physical violence, or stalking by an intimate in their lifetime.<sup>13</sup>
- Approximately 1 in 71 men in the United States reports having been raped in his lifetime, which equals roughly 1.6 million men.<sup>14</sup>
- “Non-contact” and unwanted sexual experiences were the most common form of sexual violence experienced by both men and women; about 40 million women and 14 million men have had this experience during their lifetimes.<sup>15</sup>
- Approximately 1 in 5 black and white non-Hispanic women and 1 in 7 Hispanic women have been raped at some point in their lives. More than one-quarter of women who identified as Native American/Alaska Native reported having been raped in their lifetime.<sup>16</sup>

**PERCENTAGE OF WOMEN RAPED DURING THEIR LIFETIME BY RACE AND ETHNICITY**



- Between one-fifth and one-quarter of black, white, Hispanic, and American Indian/Alaska Native men experienced sexual violence other than rape in their lifetimes.<sup>17</sup>
- Twenty-eight percent of male victims of completed rape were first raped when they were 10 years old or younger.<sup>18</sup>
- Among female victims of rape, 51 percent reported that at least one perpetrator was a current or former intimate partner.<sup>19</sup>
- Among female victims of rape, 41 percent reported having been raped by an acquaintance, 13 percent reported having been raped by a family member, and about 14 percent reported having been raped by a stranger.<sup>20</sup>

**REPORTS OF RAPE BY VICTIM—OFFENDER RELATIONSHIP ACROSS LIFETIME**



- Seventy-five percent of female victims of sexual coercion reported perpetration by an intimate partner, and 46 percent of victims of unwanted sexual contact reported perpetration by an acquaintance.<sup>21</sup>
- Nearly 1 in 10 women has been raped by an intimate partner in her lifetime.<sup>22</sup>
- Of female victims of sexual violence other than rape, 92 percent reported only male perpetrators. Of male victims, 79 percent reported only female perpetrators.<sup>23</sup>

<sup>12</sup> Michelle Black et al., *The National Intimate Partner and Sexual Violence Survey: 2010 Summary Report*, (Atlanta, GA: National Center for Injury Prevention and Control, Centers for Disease Control and Prevention, 2011), 19, accessed September 19, 2013, [http://www.cdc.gov/ViolencePrevention/pdf/NISVS\\_Report2010-a.pdf](http://www.cdc.gov/ViolencePrevention/pdf/NISVS_Report2010-a.pdf).

<sup>13</sup> Ibid., 39–40.

<sup>14</sup> Ibid., 19.

<sup>15</sup> Ibid., 20.

<sup>16</sup> Ibid.

<sup>17</sup> Ibid.

<sup>18</sup> Ibid., 25.

<sup>19</sup> Ibid., 21.

<sup>20</sup> Ibid.

<sup>21</sup> Ibid.

<sup>22</sup> Ibid., 39.

<sup>23</sup> Ibid., 24.

- More than three-quarters of female victims of completed rape (80 percent) were first raped before their 25th birthday, with 42 percent experiencing their first completed rape before the age of 18.<sup>24</sup>
- Of the women who reported a completed rape before the age of 18, 35 percent also experienced a completed rape as an adult, compared to 14 percent of the women who did not report being raped prior to age 18.<sup>25</sup>

The Department of Defense published a report on sexual assault in the military for the fiscal year 2012. This report provided some important insight into the rates of sexual assault in the military. Some of the findings include:

- Military service members reported 3,374 sexual assaults—representing a 6 percent increase from fiscal year 2011. Of these reports, 2,558 were “unrestricted” reports, which is a 5 percent increase from fiscal year 2011.<sup>26</sup>
- The Armed Services received 981 “restricted” reports of sexual assault, but at the request of the victim, 165 of these were converted from “restricted” to “unrestricted” reports, which allow an official investigation.<sup>27</sup>
- Among unrestricted reports in the Armed Services, 62 percent involved service member-on-service member sexual assault.<sup>28</sup>

Rape and sexual assault occur at a high rate in our prisons and jails. Several reports show:

- An estimated 7 percent of state and federal prison and jail inmates reported having one or more incidents of sexual victimization by another inmate or facility staff from 2011 to 2012.<sup>29</sup> Rates of inmate-on-inmate sexual victimization among prisoners were more than 3 times higher for females (6.9 percent) than for males (1.7 percent).<sup>30</sup>

- From 2011 to 2012, 51 percent of state and federal prisoner reports of sexual victimization involved inmate-on-inmate victimization. About 52 percent of jail inmate reports of sexual victimization involved inmate-on-inmate victimization.<sup>31</sup>
- In 2012, 1,720 juveniles incarcerated in youth correctional facilities reported incidents of sexual victimization. Approximately 17 percent of these reports involved nonconsensual youth-on-youth sexual acts while almost 81 percent involved incidents of staff sexual misconduct.<sup>32</sup> +



<sup>24</sup> Ibid., 25.

<sup>25</sup> Ibid.

<sup>26</sup> Under the armed forces' Sexual Assault Prevention and Response Program, “unrestricted” reporting involves a victim reporting the sexual assault to the military command and law enforcement; the crime will be investigated, and the offender may be prosecuted. *Department of Defense Annual Report on Sexual Assault in the Military, Fiscal Year 2012*. (Arlington, VA: Department of Defense, 2013), 57, accessed September 19, 2013, [http://www.sapr.mil/public/docs/reports/FY12\\_DoD\\_SAPRO\\_Annual\\_Report\\_on\\_Sexual\\_Assault-VOLUME\\_ONE.pdf](http://www.sapr.mil/public/docs/reports/FY12_DoD_SAPRO_Annual_Report_on_Sexual_Assault-VOLUME_ONE.pdf).

<sup>27</sup> Under the armed forces' Sexual Assault Prevention and Response Program, “restricted” reporting involves a victim making a confidential report to specified sexual assault response personnel. The assault is not reported to the command or law enforcement; the crime will not be investigated or prosecuted; and the victim may receive specified support and medical services. *Department of Defense Annual Report on Sexual Assault in the Military*, 58.

<sup>28</sup> Ibid., 60.

<sup>29</sup> Allen J. Beck et al., *Sexual Victimization in Prisons and Jails Reported by Inmates, 2011-12*. (Washington, DC: Bureau of Justice Statistics, U.S. Department of Justice, 2013), 6, accessed September 24, 2013.

<sup>30</sup> Ibid., table 7.

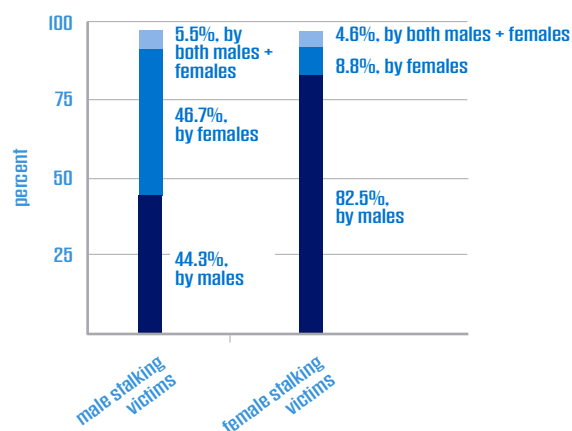
<sup>31</sup> Sexual victimization under the Prison Rape Elimination Act (PREA) involves both willing and unwilling sexual activity and may be categorized as inmate-on-inmate or as staff sexual misconduct. Ibid., *calculated from* table I.

<sup>32</sup> Allen J. Beck et al., *Sexual Victimization in Juvenile Facilities Reported by Youth, 2012*. (Washington, DC: Bureau of Justice Statistics, U.S. Department of Justice, 2013), *calculated from* table I, accessed September 19, 2013, <http://www.bjs.gov/content/pub/pdf/svjfy12.pdf>.

Stalking is a complex crime that is often misunderstood and largely underreported. Although the first stalking law was not passed until 1990, stalking is now a crime under the laws of all 50 states, the District of Columbia, the U.S. Territories, and the federal government. The statutes vary widely in their definitions of stalking, scope, crime classification, and penalty. Unlike other crimes that are defined as an incident, stalking is a course of conduct that can comprise individual acts that could—in isolation—seem benign or be noncriminal. Advances in technology have made it easier for perpetrators to stalk their victims: stalkers frequently use various technologies to harass, monitor, and track victims. These technologies are common ones many people use including cellphones, cameras, computers, social networking sites, and Global Positioning Systems (GPS). Since the first stalking law was passed, knowledge about stalking has developed significantly. Research continues to yield important insights about the crime: however, to date there are only a few major national studies that have measured the rates of stalking in the United States. The most recent and largest national study, the 2010 National Intimate Partner and Sexual Violence Survey (NISVS), provided data on the scope and magnitude of the crime. This study supports earlier findings that show that more women than men are victimized by stalking and that individuals age 18 to 24 face the highest rates of stalking victimization. Moreover, the study demonstrated that stalking is linked to intimate partner violence and sexual assault and that this crime has a significant traumatic effect on its victims.

- At least 53 percent of female and 35 percent of male victims were stalked before the age of 25.<sup>7</sup>
- Twenty percent of female and seven percent of male victims reported having experienced stalking as a minor (between the ages of 11 and 17).<sup>8</sup>
- Of female stalking victims, 83 percent reported having been stalked by a male perpetrator and 9 percent by another female. For male victims, however, 44 percent reported having been stalked by a male, and 47 percent by a female.<sup>9</sup>

STALKING VICTIMIZATION BY SEX



- Of women who reported having been stalked during their lifetime, 31 percent were multiracial non-Hispanic women, 23 percent were American Indian or Alaska Native women, 20 percent were black non-Hispanic women, 16 percent were white non-Hispanic women, and 15 percent were Hispanic women.<sup>10</sup>

- During a one-year period, 6.6 million people age 18 or older in the United States were stalked.<sup>1</sup>
- At some point in their lives, 16 percent of women and 5 percent of men have experienced stalking victimization in which they felt fearful or believed that they or someone close to them would be harmed or killed.<sup>2</sup> Of stalking victims, 77 percent were female and 23 percent were male.<sup>3</sup>
- According to a 2009 national report, approximately 48 percent of stalking victims age 18 or older were male and 39 percent were age 50 or older.<sup>4</sup>
- According to the same report, more than 62 percent of victims age 18 or older had been stalked in the 12 months prior to the interview while the remaining 38 percent had been victims of harassment.<sup>5</sup> Females were more likely to report being stalked while men were slightly more likely to report being harassed.<sup>6</sup>

<sup>1</sup> Michelle Black et al., *The National Intimate Partner and Sexual Violence Survey: 2010 Summary Report*, (Atlanta, GA: National Center for Injury Prevention and Control, Centers for Disease Control and Prevention, 2011), 29, 31, accessed September 24, 2013, [http://www.cdc.gov/ViolencePrevention/pdf/NISVS\\_Report2010-a.pdf](http://www.cdc.gov/ViolencePrevention/pdf/NISVS_Report2010-a.pdf).

<sup>2</sup> Ibid., calculated from data on p. 2.

<sup>3</sup> Ibid., calculated from data in table 3.1.

<sup>4</sup> Shannon Catalano, *Stalking Victims in the United States — Revised*, (Washington, DC: Bureau of Justice Statistics, U.S. Department of Justice, 2012), calculated from data in table 2, accessed September 24, 2013, [http://www.bjs.gov/content/pub/pdf/svus\\_rev.pdf](http://www.bjs.gov/content/pub/pdf/svus_rev.pdf).

<sup>5</sup> Ibid., calculated from data in table 3.

<sup>6</sup> Ibid., table 5.

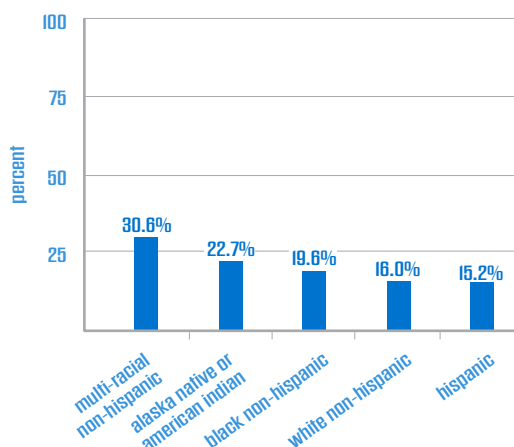
<sup>7</sup> Black et al., 34.

<sup>8</sup> Ibid.

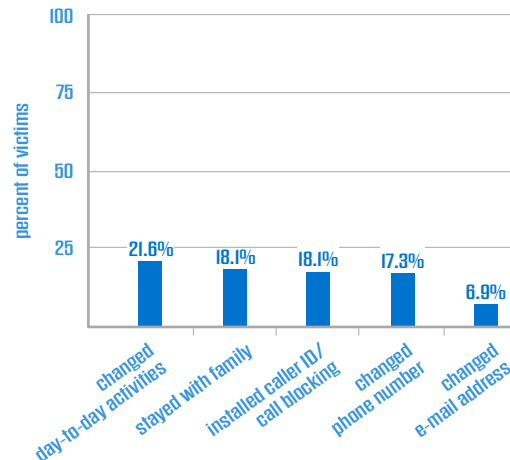
<sup>9</sup> Ibid., 33.

<sup>10</sup> Ibid., 30.

FEMALE VICTIMS WHO REPORTED STALKING BY RACE



VICTIMS' PROTECTIVE ACTIONS TAKEN AGAINST STALKER



- In the lifetime reports of stalking among female victims, 66 percent were stalked by an intimate partner and 13 percent were stalked by a stranger.<sup>11</sup>
- Approximately 28 percent of stalking victims age 18 or older in 2006 reported being victimized by a known intimate<sup>12</sup> while almost 42 percent reported being stalked by a friend, relative, or acquaintance of some type.<sup>13</sup>
- Women who are victimized by an intimate partner are more likely to experience a combination of stalking, physical violence, and rape (13 percent), or stalking and physical violence (14 percent), than stalking alone (3 percent).<sup>14</sup>
- Of male stalking victims, 41 percent were stalked by an intimate partner while 19 percent were stalked by a stranger during their lifetime.<sup>15</sup>
- Stalking victims took a variety of protective actions, including changing their day-to-day activities (22 percent), staying with family (18 percent), installing call blocking or caller ID (18 percent), changing their phone number (17 percent), and changing their e-mail address (7 percent).<sup>16</sup>
- Thirty-seven percent of male and 41 percent of female stalking victimizations were reported to the police by the victim or by someone else aware of the crime.<sup>17</sup>
- Of stalking victims, 16 percent obtained a restraining, protection, or stay-away order.<sup>18</sup>
- Forty-six percent of stalking victims experienced at least one unwanted contact per week.<sup>19</sup>
- Eleven percent of victims of stalking had been stalked for five years or longer.<sup>20</sup>
- Seventy-six percent of intimate partner femicide (homicide of women) victims had been stalked by their intimate partner in the year prior to the femicide.<sup>21</sup>

<sup>11</sup> Ibid., 32.

<sup>12</sup> Known intimate could include a spouse, boyfriend/girlfriend, ex-spouse, or ex-boy/girlfriend.

<sup>13</sup> Catalano, *Stalking Victims in the United States*, table 6.

<sup>14</sup> Black et al., *The National Intimate Partner and Sexual Violence Survey*, figure 4.1.

<sup>15</sup> Ibid., 32.

<sup>16</sup> Katrina Baum et al., *Stalking Victimization in the United States* (Washington, DC: Bureau of Justice Statistics, U.S. Department of Justice, 2009), 6, table 8, accessed September 24, 2013, <http://www.ovv.usdoj.gov/docs/stalking-victimization.pdf>.

<sup>17</sup> Ibid., 8.

<sup>18</sup> Ibid., table 9.

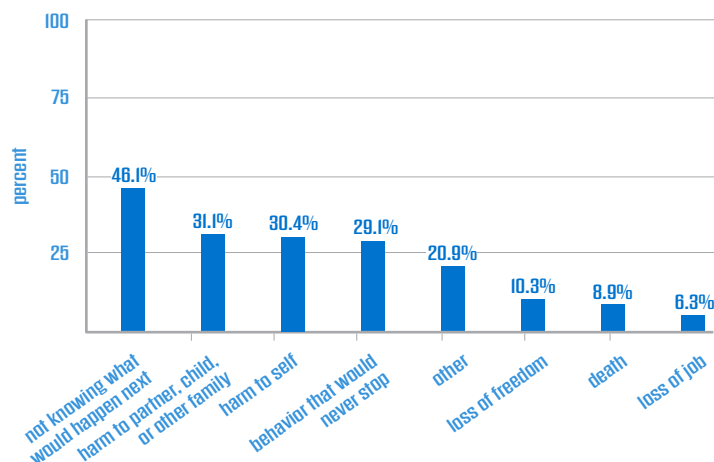
<sup>19</sup> Ibid., 1.

<sup>20</sup> Catalano, *Stalking Victims in the United States*, 3.

<sup>21</sup> Judith McFarlane et al., "Stalking and Intimate Partner Femicide," *Homicide Studies* 3, no. 4 (1999): 311, accessed September 24, 2013, <http://www.markwynn.net/stalking/stalking-and-intimate-partner-femicide-1999.pdf>.

- When asked to name their worst fear related to the stalking in the 2006 BJS study, 46.1 percent of stalking victims reported not knowing what would happen next; 31.1 percent reported harm to child, partner, or other family member; and 30.4 percent report harm to self.<sup>22</sup>

**STALKING VICTIMS' WORST FEARS\***



\* Percentages do not sum to 100 because multiple responses were permitted.

- A 2013 Pew Research Center telephone survey of 792 internet-using adults found that those age 18 to 29 are most likely to report being stalked or harassed online, followed by those age 30 to 49 (15 percent), age 65 or older (3 percent), and age 50 to 64 (2 percent).<sup>28</sup>
- The 2013 Pew Research Center survey also found that 22 percent of those with the lowest household income (under \$30,000) had been stalked or harassed online compared to only 4 percent of those with a household income of \$75,000 or more.<sup>29</sup>
- A national study on the psychological effects of stalking among women found that women between the ages of 18 and 22 were nearly three times more likely to experience initial onset of psychological distress compared to those who were not stalked. Victims of stalking who were between the ages of 23 and 29 were nearly four times as likely to experience initial onset of psychological distress compared to those who were not stalked. For women between the ages of 12 and 17, being a victim of stalking did not significantly increase the likelihood of initial onset of psychological distress.<sup>30</sup> +

- One in 8 employed stalking victims lost time from work as a result of the victimization, and of those victims, more than one-half lost five days of work or more.<sup>23</sup>
- One in 7 stalking victims moved as a result of the victimization.<sup>24</sup>
- Of the victims in one state who experienced violations of their domestic violence orders (DVO), 59 percent were stalked six months before their DVO, while 49 percent were stalked six months after their DVO.<sup>25</sup>
- In one state, 45 percent of rural and 26 percent of urban women reported that stalking occurred during or around the time an emergency protective order (EPO) was filed.<sup>26</sup>
- In one state, 79 percent of protection order violators in urban areas were charged with stalking in addition to other crimes, compared to 26 percent in rural areas.<sup>27</sup>



<sup>22</sup> Baum et al., *Stalking Victimization in the United States*, 7.

<sup>23</sup> Ibid., 6.

<sup>24</sup> Ibid., 6.

<sup>25</sup> T.K. Logan et al., *The Kentucky Civil Protective Order Study: A Rural and Urban Multiple Perspective Study of Protective Order Violation Consequences, Responses, and Costs*, (Lexington, KY: University of Kentucky, Department of Behavioral Science, 2009), 99, table 36, accessed September 24, 2013, <https://www.ncjrs.gov/pdffiles1/nij/grants/228350.pdf>.

<sup>26</sup> Ibid., 92, table 29.

<sup>27</sup> Ibid.

<sup>28</sup> Lee Rainie, et al., "Anonymity, Privacy, and Security Online," (Washington, DC: Pew Research Center's Internet & American Life Project, 2013), 23, accessed October 24, 2013, [http://www.pewinternet.org/-/media/Files/Reports/2013/PIP\\_AnonymityOnline\\_090513.pdf](http://www.pewinternet.org/-/media/Files/Reports/2013/PIP_AnonymityOnline_090513.pdf).

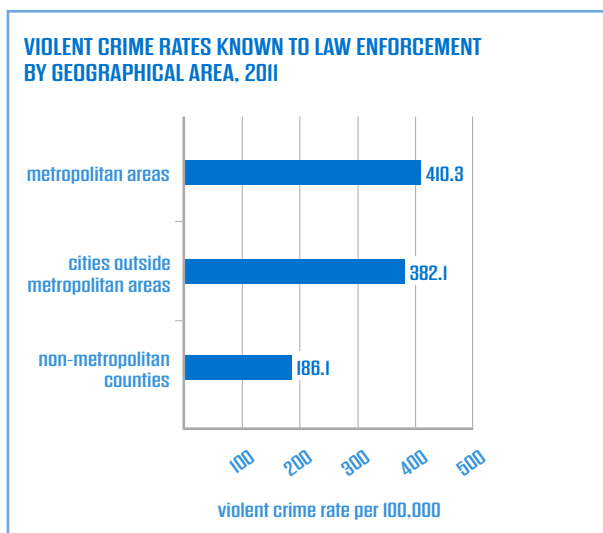
<sup>29</sup> Ibid., 24.

<sup>30</sup> Timothy M. Diette et al., "Stalking: Does it Leave a Psychological Footprint?" *Social Science Quarterly* 10, accessed October 24, 2013, DOI: 10.1111/ssqu.12058.

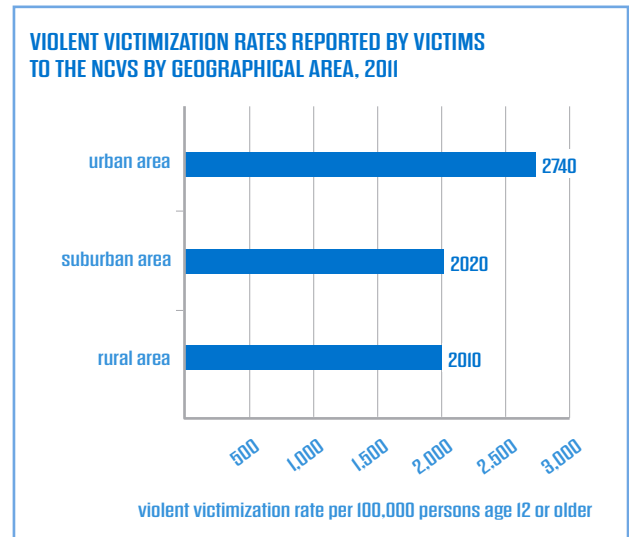


When national crime statistics are reported, they may mask important differences among geographic areas. The FBI's annual *Crime in the United States* reports statistics for geographic areas by county type (rural, suburban, and urban), city population size, or a combination of both. The annual National Crime Victimization Survey (NCVS) and its related publication, *Criminal Victimization*, from the Bureau of Justice Statistics report statistics for geographic areas by rural, suburban, and urban, using a different set of definitions. While the FBI's statistics provide information about *where crimes occurred and crimes known to law enforcement*, the Bureau of Justice Statistics provides information about *where victims of crime live* and also includes information about *crimes not reported to law enforcement*. The different place definitions and data criteria result in different and often incomparable crime statistics. This section provides crime statistics from both data sources. In general, statistics show that crime rates in metropolitan or urban areas, as well as the criminal justice response, differ from those in suburban areas, cities outside metropolitan areas, and non-metropolitan or rural areas. The uneven distribution of crime has implications for responding to crime, supporting victims, and allocating criminal justice system resources. As Americans become more mobile, it becomes increasingly important to understand the impact of geographic differences on crime rates and the ability of local criminal justice systems to protect citizens.

- The FBI reports the 2011 rate of violent crime known to law enforcement within metropolitan areas was 410.3 per 100,000 persons. The rate of violent crime per 100,000 persons in cities outside metropolitan areas was 382.1, and for non-metropolitan counties it was 186.1.<sup>1</sup>



- In 2011, the rate of violent victimizations reported by victims to the NCVS was 2,740 per 100,000 persons age 12 or older in urban areas, 2,020 per 100,000 persons age 12 or older in suburban areas, and 2,010 per 100,000 persons age 12 or older in rural areas.<sup>2</sup>



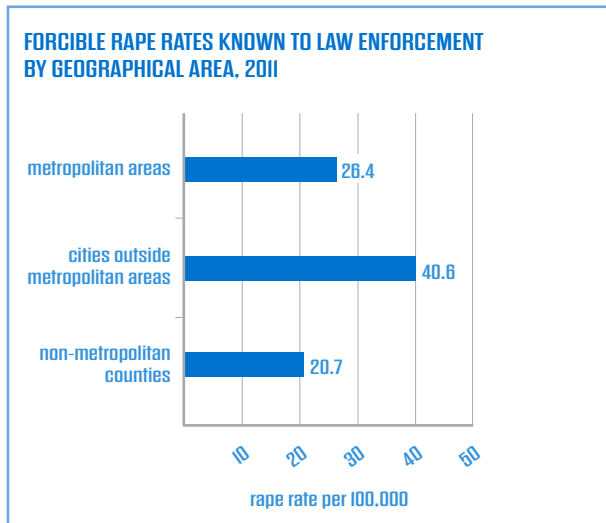
- The FBI reports metropolitan cities had a murder and nonnegligent manslaughter rate known to law enforcement of 4.9 per 100,000 persons in 2011. Cities outside metropolitan areas had a murder and nonnegligent manslaughter rate of 4.4 per 100,000 persons while non-metropolitan counties had a rate of 3.1 per 100,000 persons.<sup>3</sup>

<sup>1</sup> As defined by the FBI, metropolitan areas are cities or urbanized areas of 50,000 or more inhabitants; cities outside metropolitan areas are incorporated areas; and non-metropolitan counties are unincorporated areas. Federal Bureau of Investigation, *Crime in the United States, 2011*, "Area Definitions," (Washington, DC: U.S. Department of Justice, 2012), accessed October 1, 2013, <http://www.fbi.gov/about-us/cjis/ucr/crime-in-the-u.s/2011/crime-in-the-u.s.-2011/area-definitions>. Ibid., table 2, accessed October 1, 2013, <http://www.fbi.gov/about-us/cjis/ucr/crime-in-the-u.s/2011/crime-in-the-u.s.-2011/tables/table-2>.

<sup>2</sup> "Reported by victims" means reported to interviewers for the National Crime Victimization Survey (NCVS). Crimes reported to NCVS interviewers were not necessarily reported to law enforcement. As defined by the Bureau of Justice Statistics, the urban, suburban, and rural definitions are based on the Office of Management and Budget Metropolitan Statistical Area (MSA) designations. Urban is the largest city/grouping of cities in a MSA; suburban is a county/counties containing a central city plus any contiguous counties that are linked socially and economically to the central city (i.e., those portions of MSAs outside of "central cities"); rural ranges from sparsely populated areas to cities with populations of less than 50,000 residents (i.e., a place not located in an MSA). Calculated from Bureau of Justice Statistics, *Rates of Violent Victimization by Urbanicity, 2011*, generated using the NCVS Victimization Analysis Tool, accessed October 21, 2013, <http://www.bjs.gov/index.cfm?ty=nvat>.

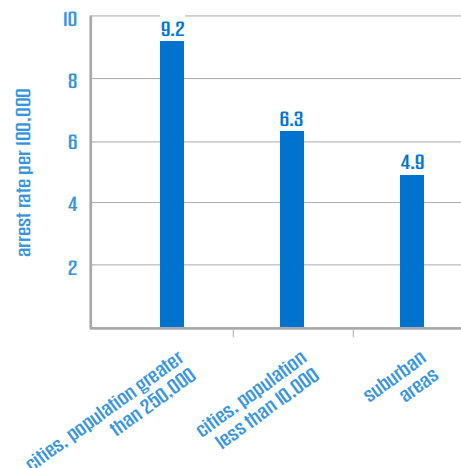
<sup>3</sup> Federal Bureau of Investigation, *Crime in the United States, 2011*, table 2.

- The FBI reports the rate of forcible rape<sup>4</sup> known to law enforcement within metropolitan areas was 26.4 per 100,000 persons. The rate of forcible rape in cities outside metropolitan areas was 40.7 per 100,000. Non-metropolitan counties had a rate of 20.7 per 100,000 persons.<sup>5</sup>



- The 2011 rate of rapes and sexual assaults reported by victims to the NCVS was 110 per 100,000 persons age 12 or older in urban areas, 70 per 100,000 persons age 12 or older in suburban areas, and 130 per 100,000 persons age 12 or older in rural areas.<sup>6</sup>
- The FBI reports the 2011 rate of arrest for forcible rape was 6.3 per 100,000 inhabitants. In cities under 10,000, the rate was 6.3 per 100,000; in suburban areas, the rate was 4.9 per 100,000; and in large cities (populations 250,000 and over), the rate was 9.2 per 100,000.<sup>7</sup>
- The FBI reports the 2011 aggravated assault rate known to law enforcement within metropolitan areas was 249.1 per 100,000 persons. The rate of aggravated assault in cities outside metropolitan areas was higher at 181.0 per 100,000 persons. The rate of aggravated assault in non-metropolitan counties was lowest at 146.8 per 100,000 persons.<sup>8</sup>

**ARRESTS FOR FORCIBLE RAPE BY GEOGRAPHICAL AREA, 2011\***



\* Not comparable to Rapes Known to Law Enforcement graph as the geographical areas are different.

- The 2011 rate of aggravated assault reported by victims to the NCVS was 540 per 100,000 persons age 12 or older in urban areas, 320 per 100,000 persons age 12 or older in suburban areas, and 420 per 100,000 persons age 12 or older in rural areas.<sup>9</sup>
- The FBI reports metropolitan areas had a 2011 robbery rate known to law enforcement of 129.9 per 100,000 persons, compared to a rate of 56.0 per 100,000 persons in cities outside metropolitan areas and 15.5 per 100,000 persons in non-metropolitan counties.<sup>10</sup>
- The 2011 rate of robberies reported by victims to the NCVS was 330 per 100,000 persons age 12 or older in urban areas, 170 per 100,000 persons age 12 or older in suburban areas, and 120 per 100,000 persons age 12 or older in rural areas.<sup>11</sup>
- The FBI reports a total of 5,086 bank robberies were reported to law enforcement in 2011. Of these, 46 percent occurred in metropolitan areas, 34 percent occurred in small cities or towns, 18 percent occurred in suburban areas, and 2 percent occurred in rural areas.<sup>12</sup>
- The FBI reports the national property crime rate known to law enforcement in the United States in 2011 was 2,908.7 per 100,000 persons.<sup>13</sup>

<sup>4</sup> The FBI's definition of forcible rape presented here is "the carnal knowledge of a female forcibly and against her will. Attempts or assaults to commit rape by force or threat of force are also included; however, statutory rape (without force) and other sex offenses are excluded." This definition was revised in 2012. For more information, see <http://www.fbi.gov/about-us/cjis/ucr/recent-program-updates/new-rape-definition-frequently-asked-questions>.

<sup>5</sup> Ibid.

<sup>6</sup> Calculated from Bureau of Justice Statistics, *Rates of Rape/Sexual Assaults by Urbanicity, 2011*, generated using the NCVS Victimization Analysis Tool, accessed October 21, 2013, <http://www.bjs.gov/index.cfm?ty=nvat>.

<sup>7</sup> Federal Bureau of Investigation, *Crime in the United States, 2011*, table 3I, <http://www.fbi.gov/about-us/cjis/ucr/crime-in-the-u.s/2011/crime-in-the-u.s.-2011/tables/table-3I>.

<sup>8</sup> Ibid., table 2.

<sup>9</sup> Calculated from Bureau of Justice Statistics, *Rates of Aggravated Assaults by Urbanicity, 2011*, generated using the NCVS Victimization Analysis Tool, accessed October 21, 2013, <http://www.bjs.gov/index.cfm?ty=nvat>.

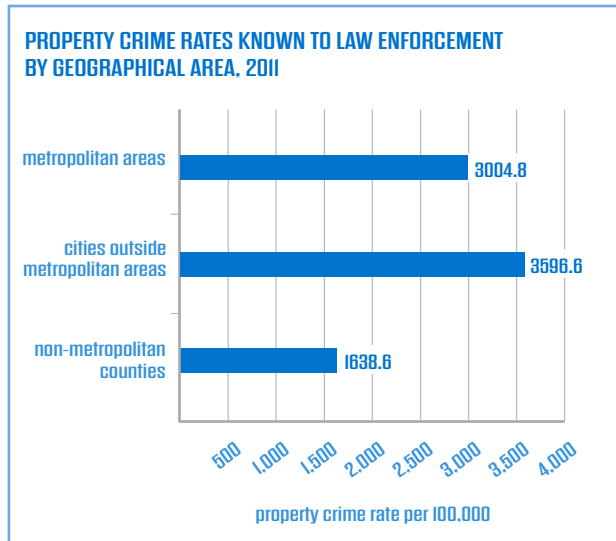
<sup>10</sup> Federal Bureau of Investigation, *Crime in the United States, 2011*, table 2.

<sup>11</sup> Calculated from Bureau of Justice Statistics, *Rates of Robberies by Urbanicity, 2011*, generated using the NCVS Victimization Analysis Tool, accessed October 21, 2013, <http://www.bjs.gov/index.cfm?ty=nvat>.

<sup>12</sup> Federal Bureau of Investigation, "Bank Crime Statistics (BCS)," (Washington, DC: U.S. Department of Justice, 2012), accessed October 1, 2013, <http://www.fbi.gov/stats-services/publications/bank-crime-statistics-2011/bank-crime-statistics-2011>.

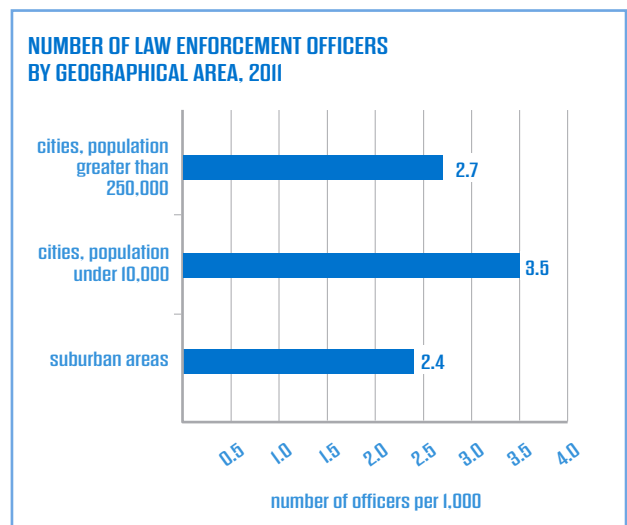
<sup>13</sup> Federal Bureau of Investigation, *Crime in the United States, 2011*, table 2.

- Cities outside metropolitan areas had the highest property crime rate known to law enforcement in 2011 with a rate of 3,596.6 per 100,000 persons. Metropolitan areas had a property crime rate of 3,004.8 per 100,000 persons, and non-metropolitan counties had a property crime rate of 1,638.6 per 100,000.<sup>14</sup>



- The 2011 rate of property victimizations reported by victims to the NCVS was 166.0 per 1,000 households in urban areas, 128.7 per 1,000 households in suburban areas, and 112.1 per 1,000 households in rural areas.<sup>15</sup>
- The FBI reports the rate of burglaries known to law enforcement was highest in cities outside of metropolitan areas in 2011 with a rate of 821.7 per 100,000 persons. Burglaries in metropolitan areas occurred at a rate of 708.6 per 100,000 persons, and in non-metropolitan areas, they occurred at 568.4 per 100,000 persons.<sup>16</sup>
- The 2011 rate of household burglary reported by victims to the NCVS was 33.5 per 1,000 households in urban areas, 25.5 per 1,000 households in suburban areas, and 33 per 1,000 households in rural areas.<sup>17</sup>
- The FBI reports the rate of larceny-theft known to law enforcement was highest in cities outside metropolitan areas in 2011 with a rate of 2,638.5 per 100,000 persons. Metropolitan areas had the second highest rate at 2,043.5 per 100,000 persons, followed by non-metropolitan counties at a rate of 973.3 per 100,000 persons.<sup>18</sup>

- The 2011 rate of household theft reported by victims to the NCVS was 125.5 per 1,000 households in urban areas, 98.6 per 1,000 households in suburban areas, and 76.5 per 1,000 households in rural areas.<sup>19</sup>
- The FBI reports the rate of motor vehicle thefts known to law enforcement was highest in metropolitan areas in 2011 with a rate of 252.7 per 100,000 persons. Cities outside metropolitan areas had the second highest rate at 136.4 per 100,000 persons, and non-metropolitan counties had a rate of 96.9 per 100,000 persons.<sup>20</sup>
- The 2011 rate of motor vehicle theft reported by victims to the NCVS was 7.0 per 1,000 households in urban areas, 4.6 per 1,000 households in suburban areas, and 2.6 per 1,000 households in rural areas.<sup>21</sup>
- The FBI reports cities with more than 250,000 inhabitants had 2.7 law enforcement officers per 1,000 persons in 2011, cities under 10,000 had 3.5 law enforcement officers per 1,000 persons, and suburban areas had 2.4 law enforcement officers per 1,000 persons.<sup>22</sup>



- In 2011—in cities larger than 250,000—72 percent of law enforcement officers were male and 28 percent were female. Cities under 10,000 people had 79.4 percent male officers and 20.6 percent female officers. The percentage of male and female officers in suburban areas was 72.9 percent and 27.1 percent, respectively.<sup>23</sup> +

<sup>14</sup> Ibid.

<sup>15</sup> Calculated from Bureau of Justice Statistics, *Rates of Property Victimization by Urbanicity, 2011*, generated using the NCVS Victimization Analysis Tool, accessed October 21, 2013, <http://www.bjs.gov/index.cfm?ty=nvat>.

<sup>16</sup> Federal Bureau of Investigation, *Crime in the United States, 2011*, table 2.

<sup>17</sup> Calculated from Bureau of Justice Statistics, *Rates of Household Burglary by Urbanicity, 2011*, generated using the NCVS Victimization Analysis Tool, accessed October 21, 2013, <http://www.bjs.gov/index.cfm?ty=nvat>.

<sup>18</sup> Federal Bureau of Investigation, *Crime in the United States, 2011*, table 2.

<sup>19</sup> Calculated from Bureau of Justice Statistics, *Rates of Thefts by Urbanicity, 2011*, generated using the NCVS Victimization Analysis Tool, accessed October 21, 2013, <http://www.bjs.gov/index.cfm?ty=nvat>.

<sup>20</sup> Federal Bureau of Investigation, *Crime in the United States, 2011*, table 2.

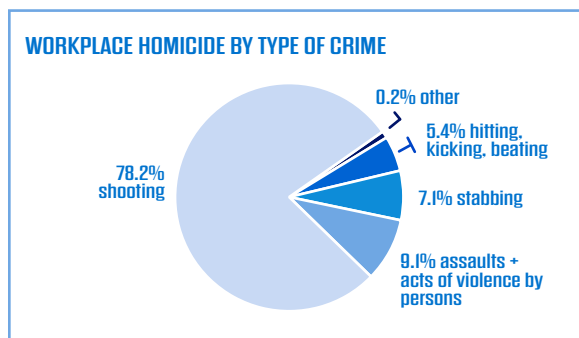
<sup>21</sup> Calculated from Bureau of Justice Statistics, *Rates of Motor Vehicle Thefts by Urbanicity, 2011*, generated using the NCVS Victimization Analysis Tool, accessed October 21, 2013, <http://www.bjs.gov/index.cfm?ty=nvat>.

<sup>22</sup> Federal Bureau of Investigation, *Crime in the United States, 2011*, table 71, <http://www.fbi.gov/about-us/cjis/ucr/crime-in-the-u.s/2011/crime-in-the-u.s.-2011/tables/table-71>.

<sup>23</sup> Ibid., table 74, [http://www.fbi.gov/about-us/cjis/ucr/crime-in-the-u.s/2011/crime-in-the-u.s.-2011/tables/table-74\\_full-time\\_law\\_enforcement\\_employees\\_by\\_population\\_group\\_percent\\_male\\_and\\_female\\_2011.xls](http://www.fbi.gov/about-us/cjis/ucr/crime-in-the-u.s/2011/crime-in-the-u.s.-2011/tables/table-74_full-time_law_enforcement_employees_by_population_group_percent_male_and_female_2011.xls).

Millions of workers experience violence or the threat of violence in their workplaces every year. These crimes range from physical assaults to robbery and homicide. Although the number of such crimes has generally declined in recent years, workplace homicide is the fourth-leading cause of fatal occupational injury, and the number of workplace homicides of government employees is actually increasing. Workers in certain occupations—such as nurses, utility workers, taxi drivers, letter carriers, and especially those who work alone or at night—are particularly vulnerable. Unlike other crimes, strangers commit the greatest proportion of these crimes. The majority of workplace homicides are shootings committed by robbers. Decreasing the occurrence of workplace crimes is a growing concern for employers and employees nationwide. The statistics in this section primarily come from the Bureau of Labor Statistics and the Bureau of Justice Statistics.

- In 2012, 463 workplace homicides occurred, a slight decrease from 468 in 2011. Since 1993, the number of workplace homicides declined 57 percent from 1,068 to 463.<sup>1</sup>
- In 2012, 81 percent of workplace homicides were shootings and 48 percent of workplace suicides were shootings.<sup>2</sup>
- In 2010, 78 percent of workplace homicides were shootings. Other homicides were the result of stabbing; hitting, kicking, and beating; assaults and violent acts by persons; and other means.<sup>3</sup>



- Homicide was the fourth-leading cause of fatal workplace injury (11 percent) in 2012, following roadway incidents involving motorized vehicles (24 percent); falls, slips, and trips (15 percent); and contact with objects and equipment (16 percent).<sup>4</sup>

- Between 2005 and 2009, about 70 percent of workplace homicides were committed by robbers and other assailants, while about 21 percent were committed by work associates.<sup>5</sup>
- According to a recent national study by the Bureau of Justice Statistics, between 2003 and 2010, the number of homicides experienced by government employees increased 29 percent (from 71 to 86) while homicides for private-sector employees declined 28 percent (from 560 to 432). These trends continued into 2011 with 90 government employee workplace homicides and 367 private-sector employee homicides.<sup>6</sup>
- In 2012, 29 percent of the 338 female fatal workplace injuries were homicides compared to 9 percent of the 4,045 male fatal workplace injuries that were homicides.<sup>7</sup>
- In 40 percent of female workplace homicides from 1997 to 2010, the perpetrators were relatives—almost all being a spouse or a domestic partner. In male workplace homicides, 2 percent of the perpetrators were relatives.<sup>8</sup>
- Among sales and related occupations in 2012, 51 percent of workplace fatalities were homicides. Among protective service occupations (including firefighters and law enforcement officers), 40 percent of workplace fatalities were homicides.<sup>9</sup>
- In 2008, 15 percent of all non-fatal violent crimes and 15 percent of all property crimes were committed against victims who were at work or on duty at the time. Of non-fatal violent crimes, these percentages were highest for simple assaults (18 percent) and aggravated assaults (13 percent). Of all property crimes, these percentages were highest for household burglaries (24 percent) and thefts (13 percent).<sup>10</sup>
- Of the non-fatal violent crimes committed against victims who were working or on duty in 2008, 82 percent were simple assaults, 15 percent were aggravated assaults, 2 percent were rapes or sexual assaults, and 2 percent were robberies.<sup>11</sup>

<sup>1</sup> Bureau of Labor Statistics, U.S. Department of Labor, "National Consensus of Fatal Occupational Injuries in 2012 (Preliminary Results)," news release, August 22, 2013, 8, accessed September 19, 2013, <http://www.bls.gov/news.release/pdf/cfoi.pdf>.

<sup>2</sup> Ibid., 2.

<sup>3</sup> Bureau of Labor Statistics, "Workplace Homicides from Shootings," fact sheet, January 4, 2013, accessed September 19, 2013, <http://www.bls.gov/iif/oshwc/cfoi/osar0016.htm>.

<sup>4</sup> Bureau of Labor Statistics, "National Consensus of Fatal Occupational Injuries in 2012," table I.

<sup>5</sup> Fatal workplace injuries include both accidental and non-accidental events (e.g., accidental fall, motorized vehicle accident, homicide, and suicide). Erika Harrell, *Workplace Violence: 1993-2009*, (Washington, DC: Bureau of Justice Statistics, U.S. Department of Justice, 2011), 1, accessed September 19, 2013, <http://www.bjs.gov/content/pub/pdf/wv09.pdf>.

<sup>6</sup> Erika Harrell, *Workplace Violence Against Government Employees, 1994-2011*, (Washington, DC: Bureau of Justice Statistics, U.S. Department of Justice, 2013), 5, accessed September 19, 2013, <http://www.bjs.gov/content/pub/pdf/wvage9411.pdf>.

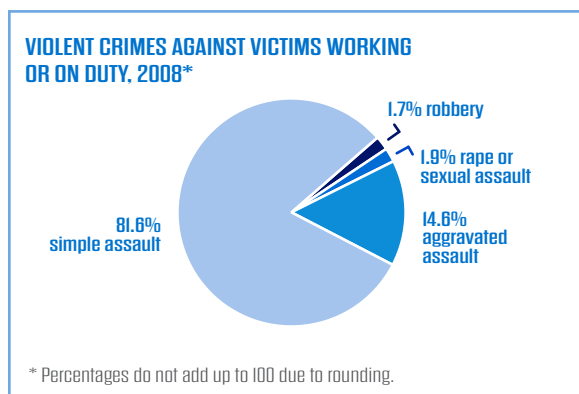
<sup>7</sup> Bureau of Labor Statistics, "National Consensus of Fatal Occupational Injuries in 2012," table 4.

<sup>8</sup> Bureau of Labor Statistics, "Occupational Homicides by Selected Characteristics, 1997-2010," (Washington, DC: U.S. Department of Labor, 2011), 1, accessed September 19, 2013, [http://www.bls.gov/iif/oshwc/cfoi/work\\_hom.pdf](http://www.bls.gov/iif/oshwc/cfoi/work_hom.pdf).

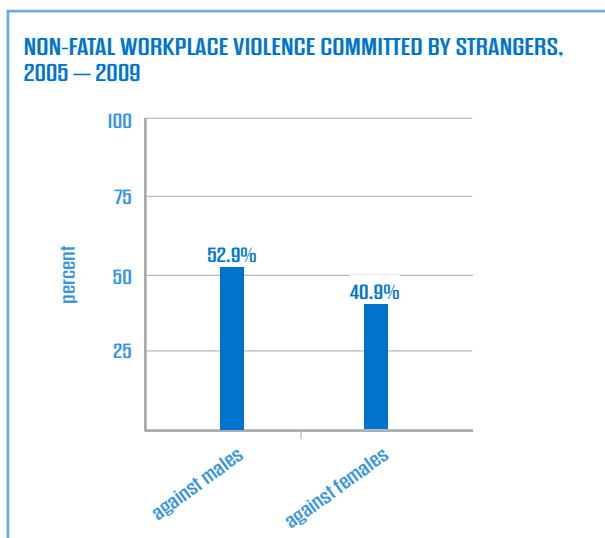
<sup>9</sup> Bureau of Labor Statistics, "National Consensus of Fatal Occupational Injuries in 2012," table 3.

<sup>10</sup> Bureau of Justice Statistics, *Criminal Victimization in the United States, 2008: Statistical Tables*, (Washington, DC: U.S. Department of Justice, 2010), calculated from data in table B4, accessed September 19, 2013, <http://bjs.ojp.usdoj.gov/content/pub/pdf/cvus08.pdf>.

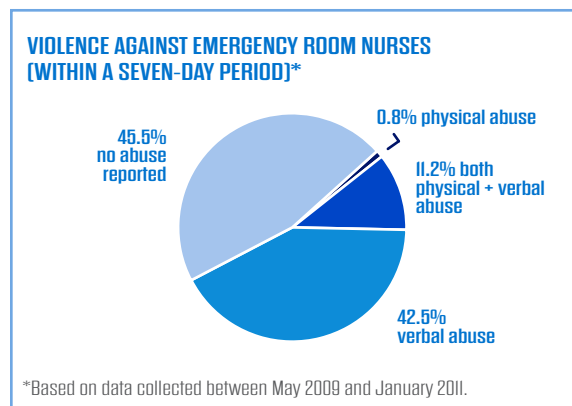
<sup>11</sup> Ibid.



- The average annual rate of workplace violence between 2005 and 2009 (5 violent crimes per 1,000 employed persons age 16 or older) was about one-third the rate of non-workplace violence (16 violent crimes per 1,000 employed persons age 16 or older) and violence against persons not employed (17 violent crimes per 1,000 persons age 16 or older).<sup>12</sup>
- Strangers committed the greatest proportion of non-fatal workplace violence against males (53 percent) and females (41 percent) between 2005 and 2009.<sup>13</sup>



- According to a study by the Emergency Nurses Association, 43 percent of emergency nurses reported having experienced only verbal abuse from a patient or visitor during a seven-day calendar period in which the nurses worked an average of 36.9 hours, 11 percent reported both physical abuse and verbal abuse, and 1 percent reported physical abuse alone.<sup>14</sup>



- According to the same study, 62 percent of emergency room nurses who reported being victims of physical violence in the workplace experienced more than one incident of physical violence from a patient or visitor during a seven-day period.<sup>15</sup>



<sup>12</sup> Harrell, *Workplace Violence: 1993-2009*, 1.

<sup>13</sup> Ibid.

<sup>14</sup> Emergency Nurses Association, *Emergency Department Violence Surveillance Study*, (Des Plaines, IL: 2011), 16, accessed September 19, 2013, <http://www.ena.org/practice-research/research/Documents/ENAEODSReportNovember2011.pdf>.

<sup>15</sup> Ibid.

## SECTION 7 Additional Resources



The NCVRW Resource Guide provides a wealth of information, tools, and ideas to help you plan a meaningful observance of National Crime Victims' Rights Week. This final section features key online sources of accurate, current information about crime victim issues, a list of national organizations that have partnered to promote the Resource Guide, and a gallery of multimedia products that you can use to advance your educational outreach for National Crime Victims' Rights Week and all year long.

- **Online Resources**—Includes reliable facts, statistics, training opportunities, and other information assembled by the Office for Victims of Crime (OVC), Office of Justice Programs, U.S. Department of Justice, and the National Center for Victims of Crime.
- **NCVRW Resource Guide Partners**—Presents a list of 2014 partners who are joining us in our commitment to improving victims' rights and raising public awareness throughout the country. You can visit the websites of these organizations to help plan your own work or to find ideas for partners to broaden your own outreach.
- **OVC Gallery**—Includes an online collection of multimedia products featuring select posters, promotional materials, and artwork from past National Crime Victims' Rights Week observances. (Visit [www.ovc.gov/gallery](http://www.ovc.gov/gallery).)





This time-saving list of reliable websites includes practical, up-to-date information and services for crime victims and those who serve them. (When available, toll-free phone numbers are also provided.)

### National Criminal Justice Reference Service (NCJRS)

[www.ncjrs.gov](http://www.ncjrs.gov)

Administered by the Office of Justice Programs (OJP), U.S. Department of Justice, the National Criminal Justice Reference Service (NCJRS) provides information on crime, victim assistance, substance abuse, and public safety to support research, policy, and program development worldwide. Trained content specialists are available to respond to inquiries and direct individuals to appropriate resources. Additional services include:

- 24-hour access to view and order OVC and other agency publications and resources online;
- A searchable knowledge-base of more than 125 victim-related questions and answers;
- A database of upcoming events;
- An online Library and searchable Abstracts Database, featuring over 30,000 victim-related documents;
- The Justice Information (JUSTINFO) electronic newsletter containing agency resources, events, funding opportunities, and more.

#### NCJRS Contact Information:

- Phone: 800-851-3420 or 301-519-5500 (international callers); TTY 301-947-83741
- Online E-mail Contact Form:  
[www.ncjrs.gov/App/QA/SubmitQuestion.aspx](http://www.ncjrs.gov/App/QA/SubmitQuestion.aspx)

### OVC Resource Center (OVCRC)

[www.ovc.gov/resourcecenter/index.html](http://www.ovc.gov/resourcecenter/index.html)

The Office for Victims of Crime Resource Center (OVCRC) at the National Criminal Justice Reference Service (NCJRS) is a comprehensive repository of information for crime victims and victim service providers. With online services accessible 24 hours a day, OVCRC is the central clearinghouse for crime victim publications and reports from the Office for Victims of Crime. Trained Content Specialists are available to answer your questions. Staff can offer referrals, discuss publications, and search for additional resources.

#### OVCRC Contact Information:

- Phone: 800-851-3420 or 301-519-5500 (international callers); TTY 301-947-8374
- Online E-mail Contact Form:  
<http://ovc.ncjrs.gov/askovc>
- Order publications and resources online at:  
[www.ncjrs.gov/App/Publications/AlphaList.aspx](http://www.ncjrs.gov/App/Publications/AlphaList.aspx)

### OVC Training and Technical Assistance Center (OVC TTAC)

[www.ovcttac.gov](http://www.ovcttac.gov)

The Office for Victims of Crime Training and Technical Assistance Center (OVC TTAC) is focused on strengthening the capacity of victim assistance organizations across the country. In addition to providing customized training assistance and consulting services, OVC TTAC develops and produces workshops as part of a Training by Request program. The National Victim Assistance Academy, originally developed as an intensive one-week curriculum with separate tracks to meet the needs of service providers at all levels, is now under redesign as a blended learning experience to be offered in 2014.

OVC TTAC draws on the expertise of a network of consultants and seasoned victim service professionals with firsthand experience in designing and delivering customized responses to satisfy a variety of training and

technical assistance needs. From its comprehensive database of experts, OVC TTAC provides developmental support, mentoring, and facilitation in such areas as program design and implementation, strategic planning, program management, evaluation, quality improvement, collaboration, and community coordination. OVC TTAC also supports the victim services community by providing technical assistance to the state Victim Assistance Academies, professional development and victim/survivor scholarships.

### OVC TTAC Contact Information:

- Phone: 866-OVC-TTAC/866-682-8822;  
TTY 866-682-8880
- E-mail: [ttac@ovcttac.org](mailto:ttac@ovcttac.org)

### Ethics in Victim Services

[www.ovcttac.gov/ethics](http://www.ovcttac.gov/ethics)

This downloadable version of the instructor-led *Ethics in Victim Services* training covers common ethical conflicts in providing victim services and how to resolve them by applying ethical standards and decision-making processes. The goal of the training is to increase self-awareness and understanding of how personal attitudes and beliefs influence responses to victims of crime.

### Sexual Assault Advocate/Counselor Training (SAACT)

[www.ovcttac.gov/saact](http://www.ovcttac.gov/saact)

The Sexual Assault Advocate/Counselor Training (SAACT) is an OVC online, downloadable curriculum that uses case studies, role playing, slides, vignettes, and other interactive exercises to help practitioners increase their understanding of sexual assault and gain the skills needed to assist victims of sexual assault.

### Victim Impact: Listen and Learn

[www.ovcttac.gov/victimimpact](http://www.ovcttac.gov/victimimpact)

This downloadable curriculum is geared toward helping offenders become more aware of the impact of crime on victims, take responsibility for their actions, and begin to make amends.

### Victim Assistance Training Online (VAT Online)

[www.ovcttac.gov/vatonline](http://www.ovcttac.gov/vatonline)

The OVC Victim Assistance Training Online (VAT Online) is a basic victim advocacy web-based training program that helps victim service providers and allied professionals acquire the basic skills and knowledge they need to better assist victims of crime. The training also provides specific information to help meet the needs of target populations.

### Identity Theft Victim Assistance Online Training: Supporting Victims' Financial and Emotional Recovery

[www.ovcttac.gov/identitytheft](http://www.ovcttac.gov/identitytheft)

This identity theft e-learning training is a user-friendly tool that provides victim service providers and allied professionals with the knowledge and skills they need to more effectively serve victims of identity theft, and assist with their financial and emotional recovery. The training includes a reference library of information on types of identity theft, the various forms and paperwork that may need to be completed, referral agencies and resources, and information on victims' rights. The training also includes three case studies that highlight different forms of identity theft. The training is structured so that participants assume the role of victim advocate and interact with victims during each phase of recovery.

### OVC Online Directory of Crime Victim Services

<http://ovc.ncjrs.gov/findvictimservices>

The OVC Online Directory of Crime Victim Services, which lists more than 15,000 programs nationwide, helps crime victims and service providers locate non-emergency services in the United States and abroad. Add your program to the Directory and increase your program profile with providers and crime victims.

### OVC National Calendar of Events

<http://ovc.ncjrs.gov/ovccalendar>

OVC's online National Calendar of Victim Assistance-Related Events lists upcoming conferences, workshops, and notable victim assistance-related events. A special feature allows service providers and allied professionals to add their organizations' events to the calendar.

### OVC HELP for Victim Service Providers

#### Web Forum

<http://ovc.ncjrs.gov/ovcproviderforum>

The OVC Web Forum gives victim service providers and allied professionals a unique opportunity to tap into a national support network, learn about cutting-edge issues and best practices, and gain peer insight through shared challenges and experiences. Through the Guest Host Session series, OVC makes national experts available each month to answer questions on a timely topic.

### SART Toolkit: Resources for

#### Sexual Assault Response Teams

[www.ovc.gov/sartkit](http://www.ovc.gov/sartkit)

This toolkit is a compilation of resources for communities that want to develop Sexual Assault Response Teams (SARTs)—coordinated teams of people who serve victims of sexual assault—and for communities that want to improve

their SART responses. The toolkit reviews the basics, lays out the steps involved in putting together a SART, describes how to retain focus on victims, highlights SART programs throughout the country, and includes sample resources to use when developing and evaluating a SART team.

### Existe Ayuda Toolkit

[www.ovc.gov/pubs/existeayuda](http://www.ovc.gov/pubs/existeayuda)

This toolkit includes replicable Spanish-language tools and resources to help improve the cultural competence of service providers and the accessibility of services for Spanish-speaking victims of sexual violence. Resources include Spanish terms related to sexual assault and trafficking; PowerPoint slides to use in presentations to *promotoras* (community health workers) and victim advocates; and a pocket card, handout, fact sheets, and scripts for public service announcements and outgoing answering machine messages.

### VictimLaw

<https://www.victimlaw.info>

VictimLaw is a unique and groundbreaking resource offering the first comprehensive, online database of more than 20,000 victims' rights related legal provisions, including: federal and state victims' rights statutes, tribal laws, constitutional amendments, court rules, administrative code provisions, attorney general opinions, and case summaries of related court decisions. This user-friendly tool is available free of charge and provides instant access to a wide range of previously hard-to-find, regularly updated legal information.

## National Center for Victims of Crime Website

[www.victimsofcrime.org](http://www.victimsofcrime.org)

This national advocacy organization supports victims of crime and those who serve them. It provides resources including an online “Connect Directory” of victim service providers and advocates, online “Get Help” bulletins on victim-specific issues, and outreach materials, legislative updates, practice information, and reports for victim service providers and allied professionals on a wide range of topics. Recent publications include “Taking Action: An Advocate’s Guide to Assisting Victims of Financial Fraud,” produced in partnership with the FINRA Investor Education Foundation, and “Making Restitution Real: Five Case Studies on Improving Restitution Collection,” a publication funded by the Office for Victims of Crime. The website also features specific topical information in both the Stalking Resource Center and DNA Resource Center, which offer national and regional training opportunities. *(This site is not associated with OVC or NCJRS.)* +



The following national organizations are official partners of the *2014 National Crime Victims' Rights Week Resource Guide*. In addition to working with the Office for Victims of Crime, Office of Justice Programs, U.S. Department of Justice, and the National Center for Victims of Crime to promote the annual observance, each of the following organizations represents additional collaboration opportunities for the field and makes available a wide range of victim-related information that you may be able to integrate into your own outreach and public awareness initiatives.

---

### **American Correctional Association**

206 North Washington Street, Suite 200  
Alexandria, VA 22314  
Phone: 703-224-0000

Fax: 703-224-0010  
Website: [www.aca.org](http://www.aca.org)  
E-mail: [aca@aca.org](mailto:aca@aca.org)

The American Correctional Association (ACA) is a professional membership organization composed of individuals, agencies, and organizations involved in all facets of the corrections field, including adult and juvenile services, community corrections, probation and parole, and jails. It has approximately 20,000 members in the United States, Canada, and other nations, as well as over 100 chapters and affiliates representing states, professional specialties, or university criminal justice programs. For more than 140 years, the ACA has been the driving force in establishing national correctional policies and advocating safe, humane, and effective correctional operations. Today, the ACA is the world-wide authority on correctional policy and standards, disseminating the latest information and advances to members, policymakers, individual correctional workers, and departments of correction. The ACA was founded in 1870 as the National Prison Association and became the American Prison Association in 1907. At its first meeting in Cincinnati, the assembly elected Rutherford B. Hayes, then governor of Ohio and later U.S. president, as the first president of the Association. At the 1954 annual Congress of Correction in Philadelphia, the name of the American Prison Association was changed to the American Correctional Association, reflecting the changing philosophy of corrections and its increasingly important role in society.

---

### **American Probation and Parole Association**

PO Box 11910  
Lexington, KY 40578-1910  
Phone: 859-244-8203

Fax: 859-244-8001  
Website: [www.appa-net.org](http://www.appa-net.org)  
E-mail: [appa@csg.org](mailto:appa@csg.org)

The American Probation and Parole Association (APPA) is an international association composed of members from the United States, Canada, and other countries actively involved with probation, parole, and community-based corrections in both adult and juvenile sectors. All levels of government including local, state/provincial, legislative, executive, judicial, and federal agencies are counted among its constituents.

---

## **American Society of Victimology**

Center for Peacemaking and Conflict Studies  
Fresno Pacific University  
1717 South Chestnut Avenue, #2202  
Fresno, CA 93702

Phone: 559-453-3421  
Fax: 559-252-4800  
Website: <http://american-society-victimology.us>  
E-mail: [duanerh@fresno.edu](mailto:duanerh@fresno.edu)

The American Society of Victimology advances the discipline of victimology by promoting evidence-based practice and providing leadership in research and education.

---

## **Association of State Correctional Administrators**

1110 Opal Court, Suite 5  
Hagerstown, MD 21740  
Phone: 301-791-2722

Fax: 301-393-9494  
Website: [www.asca.net](http://www.asca.net)  
E-mail: [jbrookes@asca.net](mailto:jbrookes@asca.net)

The Association of State Correctional Administrators was founded on the belief that each represented correctional jurisdiction is unique with regard to obligatory statutes, policies, structure, incarcerated populations, resources, and burning issues, but that similarities of purpose, responsibilities, principles, and challenges among its member jurisdictions unite them in a quest for public safety, secure and orderly facilities, and professionalism that can be achieved through sharing ideas and vigorously entering into collaborative efforts to persistently improve the corrections profession.

---

## **California State University, Fresno**

Department of Criminology  
2576 E. San Ramon Avenue, MS/ST 104  
Fresno, CA 93740-8029  
Phone: 559-278-1012

Fax: 559-278-7265  
Website: [www.csufresno.edu](http://www.csufresno.edu)  
E-mail: [ytakahashi@csufresno.edu](mailto:ytakahashi@csufresno.edu)

The Department of Criminology at California State University, Fresno, has been a leader in providing academic-based programs for students, victim service practitioners, and allied professionals since 1984. The first academic program consisted of the Victim Services Certificate, followed by the B.S. in Victimology in 1992. Today, the Victimology program has 200 majors and continues to provide professional development programs throughout the United States. Courses are offered in a traditional classroom setting and in fully online formats.

---



## **Clery Center for Security On Campus**

110 Gallagher Road  
Wayne, PA 19087  
Phone: 484-588-5373

Fax: 484-580-8759  
Website: [www.clerycenter.org](http://www.clerycenter.org)  
E-mail: [info@securityoncampus.org](mailto:info@securityoncampus.org)

The Clery Center for Security On Campus is a nonprofit 501(c)(3) organization whose mission is to prevent violence, substance abuse, and other crimes on college and university campuses across the United States, and to compassionately assist the victims of these crimes.

---

## **Colorado Organization for Victim Assistance**

90 Galapago Street  
Denver, CO 80223  
Phone: 303-861-1160

Fax: 303-861-1265  
Website: [www.coloradocrimevictims.org](http://www.coloradocrimevictims.org)  
E-mail: [nansutton@aol.com](mailto:nansutton@aol.com)

The Colorado Organization for Victim Assistance (COVA) is a nonprofit, statewide membership organization with over 800 members and a mission to promote fairness and healing for crime victims, their families, and communities through leadership, education, and advocacy, while utilizing inclusivity and compassion to create solutions and positive change for crime victims. COVA's Annual Conference is its largest educational event. The two-and-a-half day conference generally draws 1,000 advocates, crime victims, district attorneys, law enforcement, and court services personnel who attend 72 educational sessions, three keynote addresses, and a variety of other events. The conference also includes five all-day, pre-conference, skill-building sessions on relevant topics. COVA produces the Victims Assistance Academy, which annually provides intensive victim service education to 35 victim service professionals. Additionally, COVA partners with community leaders and organizers to promote and produce public awareness events on specific topics, such as human trafficking and Colorado's event regarding the National Day of Remembrance for Homicide Victims.

---

## **Concerns of Police Survivors, Inc. (COPS)**

P.O. Box 3199 – 846 Old South 5  
Camdenton, MO 65020  
Phone: 573-346-4911

Fax: 573-346-1414  
Website: [www.nationalcops.org](http://www.nationalcops.org)  
E-mail: [cops@nationalcops.org](mailto:cops@nationalcops.org)

Concerns of Police Survivors, Inc., (COPS) provides resources to assist in the rebuilding of the lives of surviving families and co-workers of law enforcement officers killed in the line of duty. COPS also provides training to law enforcement agencies on survivor victimization issues and educates the public about the need to support the law enforcement profession and the survivors of fallen officers.

---

## Crime Victim Study Center

Department of Criminal Justice  
University of New Haven  
300 Boston Post Road  
West Haven, CT 06516

Phone: 203-479-4591  
Fax: 203-931-6071  
Website: [www.newhaven.edu](http://www.newhaven.edu)  
E-mail: [ttamborra@newhaven.edu](mailto:ttamborra@newhaven.edu)

The University of New Haven's Department of Criminal Justice is actively involved in supporting victims of crime. The department mentors and educates students in the areas of Victimology and victims' rights and services. The department has a Victim Services Administration concentration and is home to the Center for Victim Studies. In addition, the university-wide Victimology club—which sponsors numerous victims' rights awareness events—is mentored by advisees from the Department of Criminal Justice.

---

## Justice Solutions

720 7th Street, NW, Suite 300  
Washington, DC 20001  
Phone: 202-448-1710

Fax: 202-448-1723  
Website: [www.justicesolutions.org](http://www.justicesolutions.org)  
E-mail: [info@justicesolutions.org](mailto:info@justicesolutions.org)

Justice Solutions is a national nonprofit organization dedicated to enhancing rights, resources, and respect for victims and communities hurt by crime; enhancing governmental and societal responses to crime and its consequences on individuals and communities; and strengthening crime prevention initiatives in America. This mission is accomplished through the provision of education, training, and technical assistance; promoting research-to-practice as the foundation for public and justice-related policy development, and community safety and victim assistance programs; promoting sound public policy that enhances victims' rights and services, offender accountability, and community protection; and collaborating with others who share the organization's vision and goals.

---

## Legal Momentum

395 Hudson Street, 5th Floor  
New York, NY 10014  
Phone: 212-413-7554

Fax: 212-226-1066  
Website: [www.legalmomentum.org](http://www.legalmomentum.org)  
E-mail: [lschafran@legalmomentum.org](mailto:lschafran@legalmomentum.org)

Legal Momentum is the nation's oldest legal defense and education fund dedicated to advancing the rights of all women and girls. Legal Momentum led the effort to pass the Violence Against Women Act and currently chairs the National Task Force to End Sexual and Domestic Violence Against Women. Through impact litigation, Legal Momentum has expanded the rights of domestic violence and sexual assault victims who face discrimination in employment and housing. In addition, by educating professionals who work with sexual assault victims—especially judges, attorneys, and other justice system professionals—Legal Momentum combats gender bias in the judicial system.

**Maryland Crime Victims' Resource Center, Inc.**

1001 Prince George's Boulevard, Suite 750  
Upper Marlboro, MD 20774  
Phone: 301-952-0063

TTY: 877-VICTIM-1 (877-842-8461)  
Website: [www.mdcrimevictims.org](http://www.mdcrimevictims.org)  
E-mail: [deirdre@mdcrimevictims.org](mailto:deirdre@mdcrimevictims.org)

The Maryland Crime Victims' Resource Center, Inc., provides free, comprehensive (legal, victim, and social work) services to crime victims throughout the state of Maryland that includes information and referrals, education about victims' rights, court accompaniment, direct legal representation in criminal court, limited legal services regarding identity theft and fraud, referral to pro bono lawyers for collateral matters upon financial qualification, individual and family counseling, peer grief support groups, and court preparation. Also, the Center advocates for crime victims' rights and laws.

---

**Mothers Against Drunk Driving**

511 East John Carpenter Freeway, Suite 700  
Irving, TX 75062  
Phone: 877-MADD-HELP (877-623-3435)

Fax: 972-869-2206  
Website: [www.madd.org](http://www.madd.org)  
E-mail: [victims@madd.org](mailto:victims@madd.org)

Mothers Against Drunk Driving (MADD) is an organization of victims/survivors and non-victims determined to make a difference in the lives of those victimized by substance impaired driving crashes. MADD recognizes its fundamental responsibility as giving a voice to victims/survivors who have been affected by a substance impaired driving crash. MADD's mission is to stop drunk driving, to support victims of this violent crime, and to prevent underage drinking. MADD offers victim services free of charge to victims/survivors, providing emotional support, advocacy, information, and referrals.

---

**National Association of Crime Victim Compensation Boards**

PO Box 16003  
Alexandria, VA 22302  
Phone: 703-780-3200

Fax: 703-780-3261  
Website: [www.nacvcb.org](http://www.nacvcb.org)  
E-mail: [dan.eddy@nacvcb.org](mailto:dan.eddy@nacvcb.org)

The mission of the National Association of Crime Victim Compensation Boards is to provide leadership, professional development, and collaborative opportunities to our members to strengthen their capacity to improve services to crime victims and survivors. We share a vision of working together so that every victim compensation program is fully funded, optimally staffed, and functioning effectively to help victims cope with the costs of crime. We provide information to victims, advocates, and other individuals and groups about how to access victim compensation.

---

**National Association of Victim Service Professionals in Corrections**

c/o Camie Borsdorf  
Victim Services Liaison Supervisor  
Kansas Department of Corrections  
212 S. Market  
Wichita, KS 67202

Website: [www.navspic.org](http://www.navspic.org)  
E-mail: [karin.ho@dys.ohio.gov](mailto:karin.ho@dys.ohio.gov)

The National Association of Victim Service Professionals in Corrections is a national networking organization for anyone providing post-conviction services to crime victims. These services include—but are not limited to—victim notification, safety planning, and victim-offender dialogue.

---

**National Association of VOCA Assistance Administrators**

5702 Old Sauk Road  
Madison, WI 53705  
Phone: 608-233-2245  
Fax: 815-301-8721

Website: [www.navaa.org](http://www.navaa.org)  
E-mail: [navaa@navaa.org](mailto:navaa@navaa.org)  
[cap@navaa.org](mailto:cap@navaa.org)

The National Association of VOCA Assistance Administrators represents the 56 state agencies designated to administer Victims of Crime Act (VOCA) victim assistance formula grants and advocates for improvement in the treatment of victims of all types of crimes. Under a cooperative agreement with OVC, NAVAA also administers the National Crime Victims' Rights Week Community Awareness Projects (<http://cap.navaa.org>).

---

**National Center for Missing and Exploited Children**

699 Prince Street  
Alexandria, VA 22314  
Phone: 703-224-2150

Fax: 703-224-2122  
Website: [www.missingkids.com](http://www.missingkids.com)

The National Center for Missing & Exploited Children is the leading 501(c)(3) nonprofit organization working with law enforcement, families, and the professionals who serve them on issues relating to missing and sexually exploited children. Authorized by Congress to serve as the nation's clearinghouse on these issues, NCMEC operates a hotline, 1-800-THE-LOST® (1-800-843-5678), and has assisted law enforcement in the recovery of more than 188,000 children. NCMEC also operates the CyberTipline, a mechanism for reporting child pornography, child sex trafficking, and other forms of child sexual exploitation. Since it was created in 1998, more than 2 million reports of suspected child sexual exploitation have been reviewed, and more than 95 million suspected child pornography images have been analyzed. NCMEC works in partnership with the U.S. Department of Justice's Office of Juvenile Justice and Delinquency Prevention.

---

## **National Center on Elder Abuse Administration on Aging**

University of California, Irvine

101 The City Drive South, Suite 835, Route 81, ZC 1150

Orange, CA 92868

Phone: 855-500-3537

Fax: 714-456-7933

Website: [www.ncea.aoa.gov](http://www.ncea.aoa.gov)

[www.centeronelderabuse.org](http://www.centeronelderabuse.org)

E-mail: [ncea@uci.edu](mailto:ncea@uci.edu)

The National Center on Elder Abuse (NCEA), directed by the U.S. Administration on Aging, is a resource center for professionals and advocates across disciplines involved in the prevention and response to elder abuse. NCEA supports the work of national, state, and local partners in their mission to ensure the safety and well-being of older Americans through training and technical assistance to state and community-based organizations. NCEA promotes professional development by highlighting promising practices and current research and fostering communication within and across disciplines. NCEA also provides referrals and information to members of the public seeking to assist elders.

---

## **National Children's Alliance**

516 C Street, NE

Washington, DC 20002

Phone: 202-548-0090

Fax: 202-548-0099

Website: [www.nationalchildrensalliance.org](http://www.nationalchildrensalliance.org)

E-mail: [kday@nca-online.org](mailto:kday@nca-online.org)

National Children's Alliance (NCA) is a membership organization dedicated to helping communities respond to allegations of child abuse in ways that are effective and efficient. NCA provides training, support, technical assistance, and leadership on a national level to local children's and child advocacy centers and communities responding to reports of child abuse and neglect. A children's advocacy center is a child-focused, facility-based program in which representatives from many disciplines, including law enforcement, child protection, prosecution, mental health, medical and victim advocacy, and child advocacy work together to conduct interviews and make decisions about investigation, treatment, management, and prosecution of child abuse cases.

---

## **National Coalition Against Domestic Violence**

One Broadway, Suite 210 B

Denver, CO 80203

Phone: 303-839-1852

TTY/TDD: 303-839-1681

Fax: 303-831-9251

Website: [www.ncadv.org](http://www.ncadv.org)

E-mail: [mainoffice@ncadv.org](mailto:mainoffice@ncadv.org)

The National Coalition Against Domestic Violence (NCADV) serves as a national information and referral center for the general public, media, battered women and their children, and allied and member agencies and organizations. NCADV sponsors national conferences on domestic violence that provide a unique forum within the battered women's movement for networking, dialogue, debate, leadership development, and celebration. NCADV also serves to impact public policy and legislation which affect battered women and their children. NCADV's main office is located in Denver, Colorado and its public policy office is located in Washington, DC.

---

## National Coalition of Anti-Violence Programs

240 West 35th Street, Suite 200  
New York, NY 10001  
Phone: 212-714-1141  
Fax: 212-714-2627

Website: [www.avp.org/about-avp/national-coalition-of-anti-violence-programs](http://www.avp.org/about-avp/national-coalition-of-anti-violence-programs)  
E-mail: [cjindasurat@avp.org](mailto:cjindasurat@avp.org)

The National Coalition of Anti-Violence Programs works to prevent, respond to, and end all forms of violence against and within lesbian, gay, bisexual, transgender, queer, and HIV-affected (LGBTQH) communities. NCAVP is a national coalition of local member programs, affiliate organizations, and individuals who create systemic and social change. We strive to increase power, safety, and resources through data analysis, policy advocacy, education, and technical assistance.

---

## National Crime Prevention Council

2001 Jefferson Davis Highway, Suite 901  
Arlington, VA 22202  
Phone: 202-466-6272

Fax: 202-296-1356  
Website: [www.ncpc.org](http://www.ncpc.org)  
E-mail: [webmaster@ncpc.org](mailto:webmaster@ncpc.org)

The National Crime Prevention Council (NCPC) is a private, nonprofit, tax-exempt organization whose primary mission is to be the nation's leader in helping people keep themselves, their families, and their communities safe from crime. NCPC's strategic plan is centered on four goals for the next five years: (1) promote crime prevention; (2) partner with government, law enforcement, the private sector, and communities to prevent crime; (3) protect children, youth, and other vulnerable populations; and (4) anticipate and respond to emerging crime trends.

---

## National Crime Victim Law Institute

310 SW 4th Avenue, Suite 540  
Portland, OR 97204  
Phone: 503-768-6819

Fax: 866-301-8794  
Website: [www.ncvli.org](http://www.ncvli.org)  
E-mail: [ncvli@lclark.edu](mailto:ncvli@lclark.edu)

The National Crime Victim Law Institute (NCVLI) is a nonprofit research and educational organization dedicated to promoting a fair and balanced criminal justice system through legal education, scholarship, information resources, and legal advocacy. The only national organization dedicated to advancing victims' rights through legal assertion and enforcement in criminal courts, NCVLI is a nationally recognized repository of victims' rights law and analysis, and provider of substantive technical assistance to attorneys, victim advocates, courts, and others. NCVLI trains lawyers, victim advocates, and other criminal justice system professionals regarding enforcement of victims' rights, and also participates in amicus curiae (friend of the court) briefs in cases nationwide.

---



## **National Criminal Justice Association**

720 Seventh Street, NW, 3rd Floor  
Washington DC, 20001  
Phone: 202-628-8550

Fax: 202-448-1713  
Website: [www.ncja.org](http://www.ncja.org)  
E-mail: [info@ncja.org](mailto:info@ncja.org)

The National Criminal Justice Association (NCJA) represents state, tribal, and local governments on crime prevention and crime control issues. Its members represent all facets of the criminal and juvenile justice community, from law enforcement, corrections, prosecution, defense courts, victim-witness services, and education institutions to federal, state, and local elected officials. As the representative of state, tribal, and local criminal and juvenile justice practitioners, the NCJA works to promote a balanced approach to communities' complex public safety and criminal and juvenile justice system problems.

---

## **National District Attorneys Association**

99 Canal, Suite 330  
Alexandria, VA 22314  
Phone: 703-549-9222

Fax: 703-836-3195  
Website: [www.ndaa.org](http://www.ndaa.org)  
E-mail: [ncpca@ndaa.org](mailto:ncpca@ndaa.org)

The National Center for Prosecution of Child Abuse and the National Center for the Prosecution of Violence Against Women—programs of the National District Attorneys Association—serve prosecutors and allied professionals who address crimes of child abuse, child exploitation, human trafficking, domestic and sexual violence, stalking, and dating violence. The two centers provide training and support, including trial support, to those working to serve the survivors of these crimes and to bring offenders to justice. They also provide on-site training specifically tailored to the needs of allied organizations or groups.

---

## **National Indigenous Women's Resource Center, Inc.**

PO Box 99  
515 Lame Deer Avenue  
Lame Deer, MT 59043

Phone: 406-477-3896  
Fax: 406-477-3898  
Website: [www.niwrc.org](http://www.niwrc.org)

The National Indigenous Women's Resource Center is dedicated to strengthening the grassroots movement to end violence against Native women and restoring tribal sovereignty to increase the safety of Native women.

---

**National Network to End Domestic Violence**

1400 16th Street, NW, Suite 400  
 Washington, DC 20036  
 Phone: 202-543-5566

Fax: 202-543-5626  
 Website: [www.nnedv.org](http://www.nnedv.org)  
 E-mail: [nnedv@nnedv.org](mailto:nnedv@nnedv.org)

The National Network to End Domestic Violence (NNEDV) is the leading voice for domestic violence victims and their advocates. As a membership and advocacy organization of state domestic violence coalitions, allied organizations, and supportive individuals, NNEDV works closely with its members to understand the ongoing and emerging needs of domestic violence victims and advocacy programs. Then, NNEDV makes sure those needs are heard and understood by policymakers at the national level. NNEDV offers a range of programs and initiatives to address the complex causes and far-reaching consequences of domestic violence. Through cross-sector collaborations and corporate partnerships, NNEDV offers support to victims of domestic violence who are escaping abusive relationships—and empowers survivors to build new lives.

---

**National Organization for Victim Assistance**

510 King Street, Suite 424  
 Alexandria, VA 22314  
 Phone: 703-535-6682

Fax: 703-535-5500  
 Website: [www.trynova.org](http://www.trynova.org)  
 E-mail: Use contact page on the website

Founded in 1975, the National Organization for Victim Assistance (NOVA) is a 501(c)(3) membership organization of victim/witness assistance programs and practitioners, crisis responders, criminal justice agencies and professionals, mental health professionals, researchers, former victims and survivors, and others committed to the recognition and implementation of victim rights and services. NOVA's mission is to promote rights and services for victims of crime and crisis. NOVA is the oldest national group of its kind in the victims' rights movement.

---

**National Organization of Parents Of Murdered Children, Inc.**

4960 Ridge Avenue, Suite 2  
 Cincinnati, OH 45209  
 Satellite Office  
 PO Box 625  
 Phoenix, AZ 85003

Phone: 888-818-POMC (888-818-7662)  
 602-492-9205 (satellite office)  
 Fax: 513-345-4489  
 Website: [www.pomc.org](http://www.pomc.org)  
 E-mail: [natlpomc@aol.com](mailto:natlpomc@aol.com)

The National Organization of Parents Of Murdered Children, Inc., (POMC) is the only national self-help organization dedicated solely to the aftermath and prevention of murder. POMC makes a difference through ongoing emotional support, education, prevention, advocacy, and awareness. POMC provides emotional support, information, and advocacy for any survivor of homicide, assists in keeping murderers in prison, assists in unsolved cases, and conducts prevention and awareness programs.

---

## **National Sexual Violence Resource Center**

123 North Enola Drive  
Enola, PA 17025  
Phone: 877-739-3895  
TTY/TTD: 717-909-0715

Fax: 717-909-0714  
Website: [www.nsvrc.org](http://www.nsvrc.org)  
E-mail: [resources@nsvrc.org](mailto:resources@nsvrc.org)

The National Sexual Violence Resource Center (NSVRC) provides resources about all aspects of sexual violence and its prevention. Each April, NSVRC coordinates the national Sexual Assault Awareness Month campaign to educate communities and individuals on how to address and prevent sexual violence.

---

## **National Sheriffs' Association**

1450 Duke Street  
Alexandria, VA 22314  
Phone: 703-836-7827

Fax: 703-683-6541  
Website: [www.sheriffs.org](http://www.sheriffs.org)  
E-mail: [dariat@sheriffs.org](mailto:dariat@sheriffs.org)

The National Sheriffs' Association (NSA) is a nonprofit organization with more than 20,000 members from the 3,079 sheriffs' offices across the United States, and also represents the interests of other law enforcement and public safety professionals. NSA has been providing law enforcement training and technical assistance for over 72 years in fulfillment of its mission to support and enhance the professionalism of those whose job it is to serve and protect.

---

## **Police Executive Research Forum**

1120 Connecticut Avenue, NW  
Washington, DC 20036  
Phone: 202-454-8320

Fax: 202-466-7826  
Website: [www.policeforum.org](http://www.policeforum.org)  
E-mail: [sschnitzer@policeforum.org](mailto:sschnitzer@policeforum.org)

Founded in 1976 as a nonprofit organization, the Police Executive Research Forum (PERF) is a police research organization and a provider of management services, technical assistance, and executive-level education to support law enforcement agencies. PERF helps to improve the delivery of police services through the exercise of strong national leadership, public debate of police and criminal justice issues, and research and policy development.

---

## **Rape, Abuse, and Incest National Network**

National Sexual Assault Hotline  
2000 L Street, NW, Suite 406  
Washington, DC 20036  
Phone: 202-587-5351

Fax: 202-544-3556  
Website: [www.rainn.org](http://www.rainn.org)  
E-mail: [jenw@rainn.org](mailto:jenw@rainn.org)

The Rape, Abuse, and Incest National Network is the nation's largest anti-sexual assault organization. RAINN operates the National Sexual Assault Hotline at 1-800-656-HOPE and the National Sexual Assault Online Hotline at [www.rainn.org](http://www.rainn.org), and publicizes the hotline's free, confidential services; educates the public about sexual assault; and leads national efforts to prevent sexual assault and improve services to victims.

---

## **Southwest Center for Law and Policy**

475 South Stone Avenue  
Tucson, AZ 85701  
Phone: 520-623-8192

Fax: 520-623-8246  
Website: [www.swclap.org](http://www.swclap.org)  
E-mail: [info@swclap.org](mailto:info@swclap.org)

The Southwest Center for Law and Policy (SWCLAP) is a legal training and technical assistance provider for the Office on Violence Against Women, United States Department of Justice, on issues related to domestic and sexual violence, stalking, abuse of persons with disabilities, elder abuse, protection orders, and federal firearms violations in Indian Country. SWCLAP is the parent organization of the National Tribal Trial College (providing free litigation skills training for Indian Country prosecutors, law enforcement, courts, and advocates), SAFESTAR (Sexual Assault Forensic Examinations, Services, Training, Access, and Resources), and the National Indian Country Clearinghouse on Sexual Assault (NICCSA). SWCLAP delivers customized training and technical assistance on-site to American Indian/Alaska Native communities at low or no cost.

---

## **Tribal Law and Policy Institute**

1619 Dayton Avenue, Suite 305  
St. Paul MN 55104  
Phone: 651-644-1125

Fax: 651-644-1157  
Website: [www.tlpi.org](http://www.tlpi.org)  
E-mail: [bonnie@tlpi.org](mailto:bonnie@tlpi.org)

The Tribal Law and Policy Institute is a Native American owned and operated nonprofit corporation organized to design and deliver education, research, training and technical assistance programs which promote the enhancement of justice in Indian Country and the health, well-being, and culture of Native peoples. Our mission is to enhance and strengthen tribal sovereignty and justice while honoring community values, protecting rights, and promoting well-being.

---

### **Unified Solutions Tribal Community Development Group, Inc.**

2164 E. Broadway Road, Suite 200

Tempe, AZ 85282-1961

Phone: 877-438-4400

Fax: 480-966-3599

Website: [www.unified-solutions.org](http://www.unified-solutions.org)

Twitter: [www.twitter.com/USTCDGI](https://www.twitter.com/USTCDGI)

Facebook: [www.facebook.com/UnifiedSolutions](https://www.facebook.com/UnifiedSolutions)

E-mail: [training@unified-solutions.org](mailto:training@unified-solutions.org)  
[contact@unified-solutions.org](mailto:contact@unified-solutions.org)

Unified Solutions is dedicated to providing training, technical assistance, and human services. In doing so, we advance justice, advocate for victims of crime, and ensure strategies that address challenges experienced by culturally diverse individuals, communities, and organizations.

---

### **Witness Justice**

PO Box 2516

Rockville, MD 20847-2516

Phone: 301-846-9110

Website: [www.witnessjustice.org](http://www.witnessjustice.org)

E-mail: [info@witnessjustice.org](mailto:info@witnessjustice.org)

Witness Justice is a national nonprofit organization providing programs and advocacy for survivors of violence and trauma. Our work addresses gaps in services and support that survivors need in the aftermath of violence. +

---

# Office for Victims of Crime *Gallery*

The Office for Victims of Crime's **Online Gallery**, a collection of public awareness posters, promotional materials, and images from National Crime Victims' Rights Week (NCVRW), is available at [www.ovc.gov/gallery](http://www.ovc.gov/gallery).

Packed with materials from previous years' NCVRW Resource Guides and OVC events, the site offers **free materials** for you to download and use in your outreach efforts throughout the year.

## Highlights include:

- + **Posters** from the 2003 – 2013 National Crime Victims' Rights Week Resource Guides
- + **Photos** of NCVRW and other special events
- + **NCVRW theme videos** from 2005 – 2013
- + **Photos and bios** of award recipients
- + Promotional **web banners**

*And more!*



## Explore today!

FOR MORE, VISIT [WWW.OVC.GOV/GALLERY](http://WWW.OVC.GOV/GALLERY)