


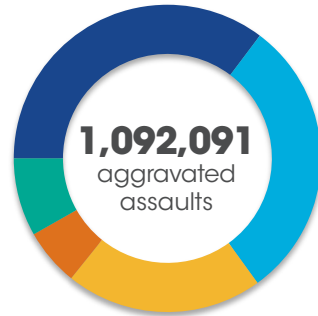
Assault

Assaults are categorized as either aggravated or simple. **AGGRAVATED ASSAULT** is defined as an attack with a weapon, an attack that causes serious bodily harm, or threatened assault with a weapon. **SIMPLE ASSAULT** is defined as an unlawful attack or threat of an attack that does not cause serious bodily harm. Assault victimization varies largely by sex and geography. Some professions, including law enforcement and emergency room nurses, are also at increased risk.^A

NOTE: Data for 2014 unless otherwise indicated. Hover for data hyperlinks to source material.



Aggravated

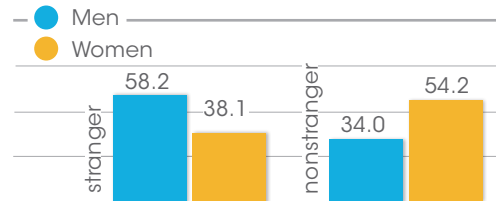


Victims report:^C

- Rock, clubs, other (35.2%)
- Firearms (29.7%)
- Knives (20.7%)
- Unidentified weapons (6.0%)
- No weapon (8.2%)

- > Aggravated assault rate **declined by 21.2%** from 2005-2014, to 4.1 incidents/1,000 people^F
- > **293,005 arrests** for aggravated assault, or 117.1 arrests/100,000 people^F
- > **58.4%** of aggravated assaults are **reported to police**, compared to 55.8% of all serious violent crime^F

The rate of aggravated assault in **metropolitan counties** is **239.8/100,000 people** vs The rate in **non-metro counties** is **133.8/100,000 people**^F



Percentage of aggravated assault cases by **victim sex** and **relationship to offender**, where known^B

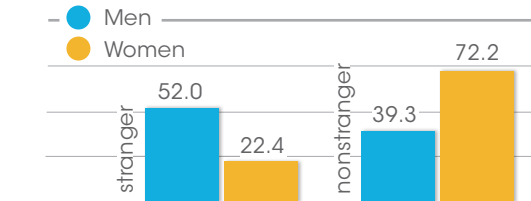
22.5% of **WOMEN** who report an aggravated assault indicate their assailant was an **intimate partner** vs **4.1%** of **MEN**^B

Simple

Victims report:^D

3,318,923
simple assaults

- > Simple assault rate **declined by 35.4%** from 2005-2014, to 12.4 incidents/1,000 people^F
- > **859,214 arrests** for other assaults, or 343.4 arrests/100,000 people^F
- > **40%** of simple assaults are **reported to police**^F



Percentage of simple assault cases by **victim sex** and **relationship to offender**, where known^E

18.5% of **WOMEN** who report a simple assault indicate their assailant was an **intimate partner** vs **3.7%** of **MEN**^E

Law Enforcement Officers



Law enforcement officers in the line of duty are assaulted at a rate of **9 assaults per 100 officers**^G



- > **30.8%** of police officers are assaulted responding to **disturbance calls**
- > **17.5%** while attempting **arrest**
- > **13.0%** handling or **transporting prisoners**^G

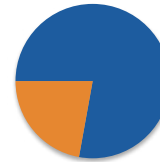
79.9% are assaulted with **hands, fists, or feet**;
4.0% are assaulted with **firearms**^G



28.3% of assaulted officers are **injured**^G



14.3% are assaulted between **midnight and 2 am** (the largest percentage), consistent across the previous decade^G



62.2% of assaulted officers are assigned to **one-officer** vehicle patrols

vs

17.7% are assigned to **two-officer** vehicle patrols^G

SOURCES

- A Bureau of Justice Statistics, *Violent Crime*, http://www.bjs.gov/index.cfm?ty=ip&tid=31#terms_def
- B ---*Number of Aggravated Assaults by Sex and Victim-Offender Relationship, 2014*, NCVS Victimization Analysis Tool, <http://www.bjs.gov/index.cfm?ty=nvat>
- C ---*Number of Aggravated Assaults by Weapon Category, 2014*, NCVS Victimization Analysis Tool, <http://www.bjs.gov/index.cfm?ty=nvat>
- D ---*Number of Simple Assaults, 2014*, NCVS Victimization Analysis Tool, <http://www.bjs.gov/index.cfm?ty=nvat>
- E ---*Number of Simple Assaults by Sex and Victim-Offender Relationship, 2014*, NCVS Victimization Analysis Tool, <http://www.bjs.gov/index.cfm?ty=nvat>
- F Federal Bureau of Investigation, *Crime in the United States, 2014*, (Washington, DC: U.S. Department of Justice, 2015), <https://www.fbi.gov/about-us/cjis/ucr/crime-in-the-u.s./2014/crime-in-the-u.s.-2014>
- G ---*Law Enforcement Officers Killed and Assaulted, 2014*, (Washington, DC: U.S. Department of Justice, 2015), <https://www.fbi.gov/about-us/cjis/ucr/leoka/2014>