

Hate and Bias Crime

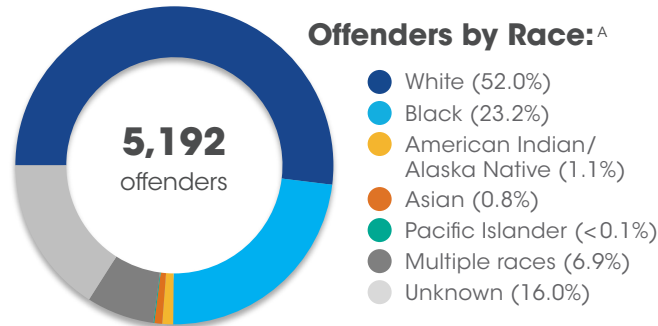
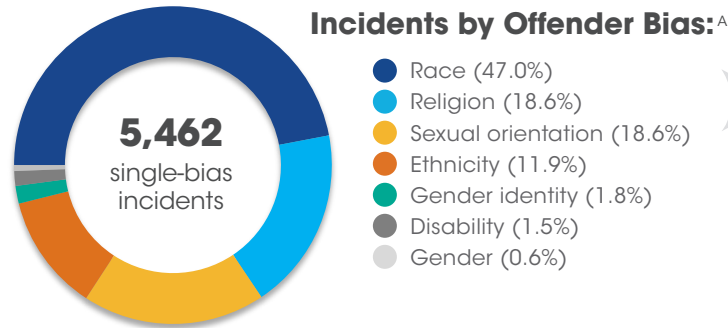
HATE CRIMES are, generally, criminal offenses that are at least partly motivated by the offender's bias against a race, religion, disability, ethnic origin, or sexual orientation. While legal definitions vary by state, hate crime statutes share the recognition that these crimes not only affect the victim, but because of the victim's real or perceived membership in a class of people, also indirectly victimize the entire class of people targeted. As a result, these criminal acts carry additional penalties.

NOTE: Data for 2014 unless otherwise indicated. Hover for data hyperlinks to source material.

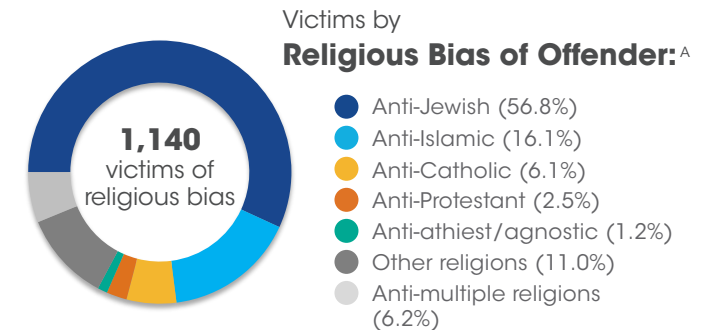
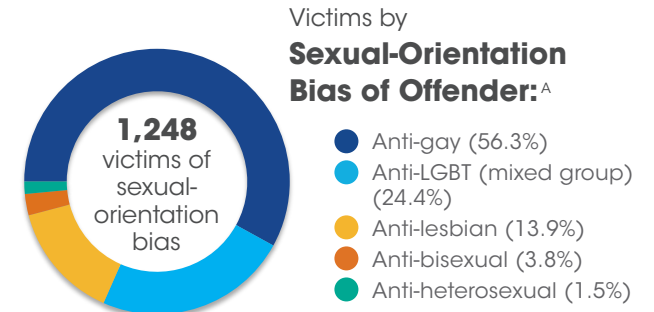
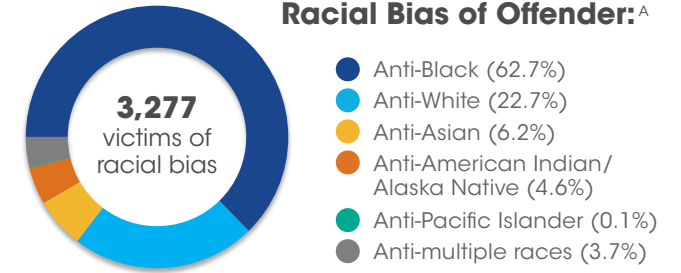
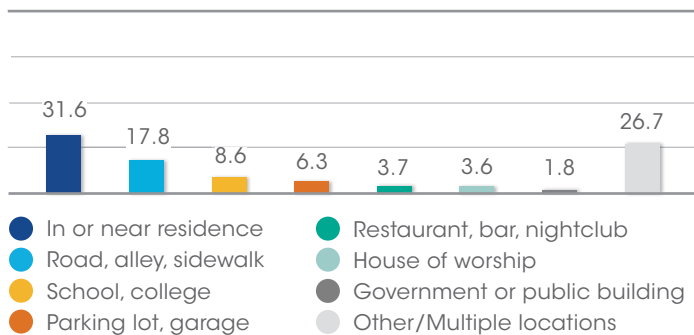
6,727 victims of reported hate crimes

involved in **6,418** offenses and **5,479** incidents^A

> **53.0%** of victims of violent hate crimes in 2012 **knew the offender**^C



Percentage of **hate crime incidents** identified by **law enforcement by location**^A



THE NATIONAL CENTER FOR
Victims of Crime

IN PARTNERSHIP WITH

Office for Victims of Crime
OVC
JUSTICE FOR VICTIMS
JUSTICE FOR ALL

Hate and Bias Crime *continued*



Among the **6,418** hate crime offenses:^A

63.1% were crimes against **persons**

0.8% were crimes against **society***

36.1% were crimes against **property**

- Intimidation (43.1%) ●
- Simple assault (37.4%) ●
- Aggravated assault (19.0%) ●
- Rape, homicide, other (0.4%) ●



- Property damage, vandalism (73.1%) ●
- Larceny-theft (10.3%) ●
- Burglary (7.0%) ●
- Robbery (5.3%) ●
- Arson (1.1%) ●
- Motor-vehicle theft (0.9%) ●
- Other (2.2%) ●

People who are **LGBTQH** reported to the National Coalition of Anti-Violence Programs:^{**B}

- > **1,359** incidents of **hate violence**
- > including **20** homicides

Of total incidents, **54.2%** are reported to **law enforcement**^B

Gay men are **1.4x more likely** to report hate violence to police compared to other LGBTQH victims^B

NOTES

*Crimes against society represent societal prohibitions against certain activities, including gambling, prostitution, and drug violations.

**Lesbian, gay, bisexual, transgender, queer, or HIV-affected

SOURCES

^A Federal Bureau of Investigation, *2014 Hate Crime Statistics*, (Washington, DC: U.S. Department of Justice, 2015), <https://www.fbi.gov/about-us/cjis/ucr/hate-crime/2014/home>

^B *Lesbian, Gay, Bisexual, Transgender, Queer, and HIV-Affected Hate Violence in 2014*, (NY: National Coalition of Anti-Violence Programs, 2015), http://www.avp.org/storage/documents/Reports/2014_HV_Report-Final.pdf

^C Meagan Meuchel Wilson, *Hate Crime Victimization, 2004–2012*, (Washington, DC: Bureau of Justice Statistics, U.S. Department of Justice, 2014), <http://www.bjs.gov/content/pub/pdf/hcv0412st.pdf>