

Homicide

HOMICIDE, or murder, is the non-negligent killing of one human being by another.

Current **homicide totals** are the lowest in 20 years, at a rate of 4.5 homicides per 100,000 people, almost half the 1995 rate. Most homicides are committed by someone **known** to the victim; 10% are by an **intimate partner**. Most homicide victims, as well as perpetrators, are men.^A **Minorities, young adults** age 20-24,^A and **children** under 4^c are disproportionate victims of homicide. More than **60%** of reported murders are solved by arrest or **exceptional means**.^A

Mass shootings make up a small subset of homicide—but have garnered a great deal of media attention, particularly in recent years. Given the interest in these crimes, a separate fact sheet is devoted to Mass Casualty Shootings.

NOTE: Data for 2014 unless otherwise indicated. Hover for data hyperlinks to source material.

THE NATIONAL CENTER FOR
Victims of Crime

IN PARTNERSHIP WITH



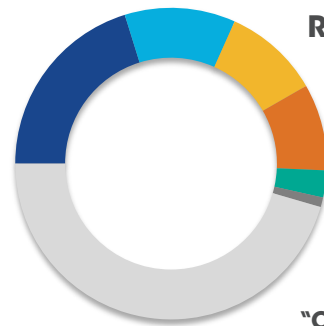
14,249 homicides

4.5 murders/100,000 people^A

Homicide rate decline:^A



- > **1.2%** from 2013-2014
- > **6.1%** from 2010-2014
- > **20.8%** from 2005-2014



Relationship to Offender:^A

- Acquaintance (20.2%)
- Stranger (11.5%)
- Intimate partner (10.1%)
- Family member (9.0%)
- Friend (2.8%)
- Other relationship (1.0%)
- Unknown (45.5%)

"Other relationships" are neighbors, employee, or employer

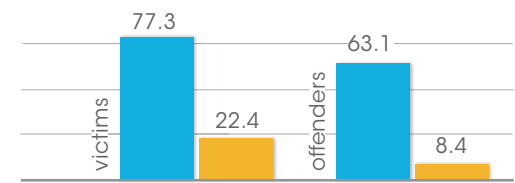
Of the **47.7%** of homicides involving a single offender and victim, most are **intra-racial**.^A

Victims by race

- Black (51%)
- White (45.1%)
- Other/Unknown (3.9%)



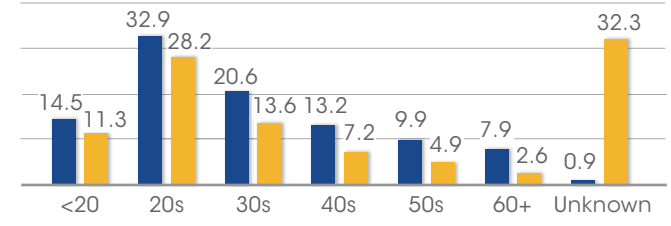
- Men
- Women



Percentage of homicides by **victim** and **offender sex**, where known^A

- > The highest percentage of both victims and offenders are those age **20-24**^A

- Victim
- Offender



Percentage of homicides by **victim** and **offender age**^A

Victims by race

- Black (81.9%)
- White (16.6%)
- Other/Unknown (1.6%)



Black offenders


Victims by race

- Black (6.8%)
- White (90.3%)
- Other/Unknown (2.9%)



White offenders

Homicide *continued*



Bodily weapons, or "personal" weapons, include hands, feet, and fists

Other weapons include strangulation, fire, narcotics, and poison

At least **15%** of homicides occur in connection with another **felony** (e.g., rape, robbery, arson)

Of the homicides that occur in connection with another felony, **31.6%** of those murder victims are **robbed**^A



Child fatalities declined by **12.7%** from 2009-2013^C

1,520 children died due to child abuse or neglect in 2013^C

2.04/100,000 children, birth to age 17; the rate declines with age



- > **46.5%** are **under 1 year old**
- > **17%** are **age 1**
- > **10.4%** are **age 2**
- > **7.1%** are **age 3**
- > **5.8%** are **age 4**
- > **2.9%** are **age 5**
- > **10.1** are **age 6 - 17**

Boys died from abuse or neglect at a rate of **2.36**/100,000 boys

vs

Girls died from abuse or neglect at a rate of **1.77**/100,000 girls^C

SOURCES

- ^A Federal Bureau of Investigation, *Crime in the United States, 2014*, (Washington, DC: U.S. Department of Justice, 2015), <https://www.fbi.gov/about-us/cjis/ucr/crime-in-the-u.s/2014/crime-in-the-u.s.-2014>
- ^B U.S. Census Bureau, *Current Population Survey, 2015*, CPS Table Creator, <https://www.census.gov/cps/data/cpstablecreator.html>

- ^C U.S. Department of Health and Human Services, Administration for Children and Families, Administration on Children, Youth and Families, Children's Bureau, *Child Maltreatment 2013*, <http://www.acf.hhs.gov/sites/default/files/cb/cm2013.pdf>