

# Sexual Violence

**SEXUAL VIOLENCE** encompasses a variety of criminal, and some noncriminal, acts—from sexual threats to unwanted contact to rape. Highly underreported because of the stigma associated with these crimes, sexual violence is also difficult to measure because of inconsistent definitions of sexual assault and rape; differing reporting requirements to local, state, and national law enforcement; and low conviction rates. Sexual violence, however, remains pervasive and traumatizing to its victims. While both men and women can be victims of sexual violence, most of these acts are perpetrated by male offenders against female victims. Most of the offenders are known to the victim in some capacity, including as friends, acquaintances, family members, or intimate partners. For sexual violence on campus, see the separate fact sheet on School and Campus Crime.

**NOTE:** CDC figures from 2011 unless otherwise noted. Hover for data hyperlinks to source material.

THE NATIONAL CENTER FOR  
**Victims of Crime**

IN PARTNERSHIP WITH

OFFICE FOR VICTIMS OF CRIME  
**OVC**  
JUSTICE FOR VICTIMS  
JUSTICE FOR ALL

## Centers for Disease Control and Prevention

National Intimate Partner and Sexual Violence Survey

**19.3%** of **women** in the United States are **raped** in their lifetime

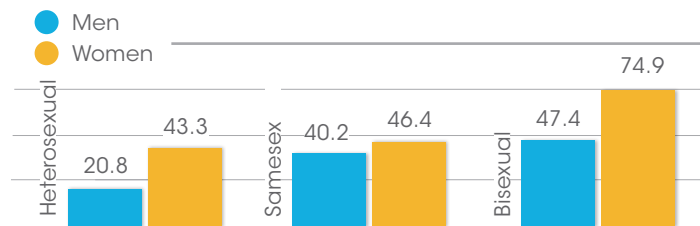
vs

**1.7%** of **men**<sup>c</sup>

**43.9%** of **women** experience some form of **sexual violence** during their lifetime

vs

**23.4%** of **men**<sup>c</sup>



Percentage of **sexual violence** (other than rape) victims by **sex** and **orientation**, 2010<sup>e</sup>

**Perpetrators** are **mostly known** to the victim.<sup>c</sup>

Offenders of **rape** against **women** are:



- Acquaintances (46.7%)
- Intimate partners (45.4%)
- Strangers (12.9%)
- Family members (12.1%)
- Authority figures (2.6%)

Offenders of **other sexual violence** against **men** are:

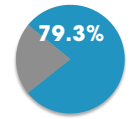
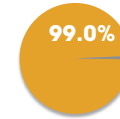


- Acquaintances (45.6%)
- Intimate partners (40.7%)
- Strangers (27.2%)
- Family members (5.5%)
- Authority figures (6.5%)

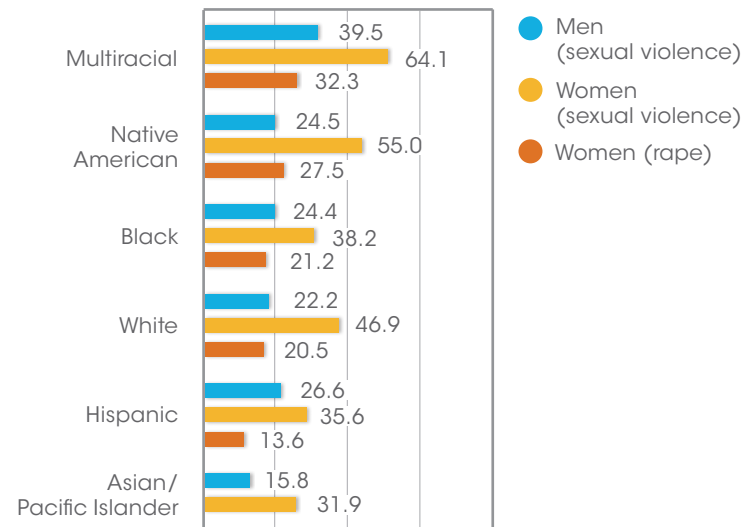
Rape victims with only **male perpetrators**:<sup>c</sup>

**Women**

**Men**



Percentage of **racial/ethnic groups** who are victims of **sexual violence**, by **victim sex**<sup>c</sup>



**Victim Age at**

**Time of First Rape** (2010):<sup>h</sup>



- ≤ 10 years (12.3%)
- 11-17 years (29.9%)
- 18-24 years (37.4%)
- 25-34 years (14.2%)
- 35-44 years (4.5%)
- 45+ years (1.7%)

**Women** who are raped as a **minor** are more than **2x** as likely to be raped again as an adult as women without a history of early rape<sup>h</sup>

# Sexual Violence *continued*

Law Enforcement Reports (2014)



Rape/Sexual Assault by Reports to Law Enforcement<sup>D</sup>

- Unreported (64.1%)
- Reported (33.6%)
- Unknown (2.3%)

- Rape accounts for **10.0% of all violent crime** reported to law enforcement<sup>F</sup>
- Rape accounts for **0.2% of all arrests**<sup>F</sup>
- Law enforcement **clears 38.5%** of rapes<sup>F</sup>

**4,113** service members

report being sexually assaulted<sup>E</sup>

Of the **5,061 total reports** involving service members as victims or perpetrators:

➤ **3,768** reports are **unrestricted**\*  
vs  
**1,293** remain **restricted**\*<sup>E</sup>



- **54%** of sexual assaults are by **other service members**<sup>E</sup>
- **10%** of reported incidents occurred **prior to military service**<sup>E</sup>

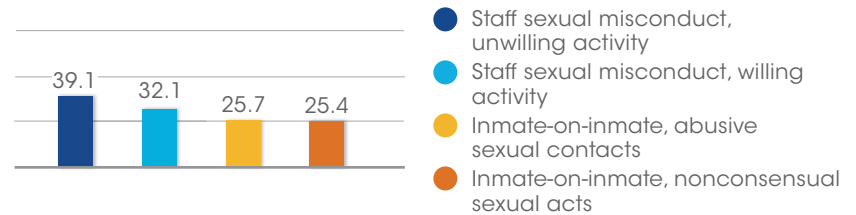
Military (2013)

Correctional Facilities (2011-2012)

**3.7%** of inmates in prison and jail,

or **80,600**, experience at least one incident of sexual victimization<sup>A</sup>

Type of victimization experienced by **prison and jail inmates** who are sexual violence victims, as a percentage<sup>A</sup>



Of the **1,720 youth** who experienced sexual violence in a juvenile correctional facility:<sup>B</sup>

- **80.8%** experienced **staff sexual misconduct**
- **26.2%** experienced **youth-on-youth** sexual acts

**NOTES**

\***Unrestricted** reports go to military command and open an investigation. **Restricted** reports remain confidential and do not trigger an investigation but allow a victim access to services.

**SOURCES**

<sup>A</sup> Allen J. Beck et al., *Sexual Victimization in Prisons and Jails Reported by Inmates, 2011-12*, (Washington, DC: Bureau of Justice Statistics, U.S. Department of Justice, 2013.) <http://www.bjs.gov/content/pub/pdf/svpjri1112.pdf>

<sup>B</sup> ---*Sexual Victimization in Juvenile Facilities Reported by Youth, 2012*, (Washington, DC: Bureau of Justice Statistics, U.S. Department of Justice, 2013), <http://www.bjs.gov/content/pub/pdf/svjfry12.pdf>

<sup>C</sup> Matthew J. Breiding et al., *Prevalence and Characteristics of Sexual Violence, Stalking, and Intimate Partner Violence Victimization—National Intimate Partner and Sexual Violence Survey, United States, 2011*, (Atlanta, GA: Centers for Disease Control and Prevention, 2014), <http://www.cdc.gov/mmwr/pdf/ss/ss6308.pdf>

<sup>D</sup> Bureau of Justice Statistics, *Percent of Rape/Sexual Assaults by Reporting to the Police, 8670, 2014*, NCVS Victimization Analysis Tool, <http://www.bjs.gov/index.cfm?ty=nvat>

<sup>E</sup> *Department of Defense Annual Report on Sexual Assault in the Military, Fiscal Year 2013*, (Arlington, VA: 2015), [http://sapr.mil/public/docs/reports/FY13\\_DoD\\_SAPRO\\_Annual\\_Report\\_on\\_Sexual\\_Assault.pdf](http://sapr.mil/public/docs/reports/FY13_DoD_SAPRO_Annual_Report_on_Sexual_Assault.pdf)

<sup>F</sup> Federal Bureau of Investigation, *Crime in the United States, 2014*, (Washington, DC: U.S. Department of Justice, 2015), <https://www.fbi.gov/about-us/cjis/ucr/crime-in-the-u.s/2014/crime-in-the-u.s.-2014>

<sup>G</sup> M.L. Walters et al., *The National Intimate Partner and Sexual Violence Survey: 2010 Findings on Victimization by Sexual Orientation*, (Atlanta, GA: Centers for Disease Control and Prevention, 2013), [http://www.cdc.gov/violenceprevention/pdf/nisvs\\_sofindings.pdf](http://www.cdc.gov/violenceprevention/pdf/nisvs_sofindings.pdf)

<sup>H</sup> ---*The National Intimate Partner and Sexual Violence Survey: 2010 Summary Report*, [http://www.cdc.gov/violenceprevention/pdf/nisvs\\_report2010-a.pdf](http://www.cdc.gov/violenceprevention/pdf/nisvs_report2010-a.pdf)