



VICTORIA POLICE

**STATISTICAL REVIEW  
OF CRIME**

1984

107666

U.S. Department of Justice  
National Institute of Justice

107666

This document has been reproduced exactly as received from the person or organization originating it. Points of view or opinions stated in this document are those of the authors and do not necessarily represent the official position or policies of the National Institute of Justice.

Permission to reproduce this copyrighted material has been granted by

Victoria Police

to the National Criminal Justice Reference Service (NCJRS).

Further reproduction outside of the NCJRS system requires permission of the copyright owner.

107666



VICTORIA POLICE

# STATISTICAL REVIEW OF CRIME

1984

•

ISSN: 0813—5037

Compiled at the direction of the Chief Commissioner by:-

Chief Inspector Ron BRAYBROOK, RFD., Dip.Crim., A.A.I.M., M.A.I.E.S., A.R.M.A.

Doctor Andrew MACNEIL, Statistician

Acting Sergeant Murray WELSH

Geoffrey AUSTIN

Marcelle CHAHWAN, B.A., Dip.Ed.

Yasmina FORD

Julie MILNE

Mary SAVINO

Carol McCLOY (Typist)

## TABLE OF CONTENTS

	<u>PAGE</u>
Introduction	1
General Summary and Comparison Table	6
Offence Ratios (pie charts)	
- All offences	7
- Major Crime against Persons	8
- Major Crime against Property	9
Cleared Major Crime (pie charts)	
- Against the Person	10
- Against Property	11
Summary of Major Crime Index Offences and Offenders	
- Against the Person	12
- Against Property	13
Police District Maps	14
Crime Rates in Police District (tables)	16
Crime Rate Trends (graphs)	20
Value of Property Stolen and Damaged (bar charts)	29
People Proceeded against:	
Analysis by Sex (bar charts)	40
Analysis by Age (bar charts)	41
Ages of People proceeded against (table)	42
Young Offender Trends (table)	43
Previously known M.C.I. Offender (table)	44
Foreign migrants proceeded against (table)	45
Detailed Statistics for Offences and Offenders (table)	
- Major Crime against the Person	46
- Major Crime against Property	48
- Other offences	54

## INTRODUCTION

The Statistical Review of Crime gives details of offences reported to the Victoria Police during the calendar year, and of the people proceeded against for those offences. In interpreting information in the Review, the reader should bear in mind that it is based on official police reports, and thus covers only offences and offenders known to the police. Many offences are not reported to the police, and this unreported crime may not have the same characteristics as reported crime; similarly, criminals who are apprehended may not be typical of offenders in general. A survey conducted in 1983 by the Australian Bureau of Statistics ("Crime Victims Survey, Australia 1983, Preliminary", A.B.S. Canberra 1985) found reporting rates of 26% for sexual assault, 34% for assault; 38% for theft; 43% for robbery; 69% for burglary and 96% for motor vehicle theft. Reporting rates for Victorian victims (available for fewer offence types because of sampling constraints) were slightly higher than the Australian averages quoted above : 40% for assault; 44% for theft and 73% for burglary. These rates refer to personal and household crimes only, and are based on an Australia-wide sample survey, so they are not necessarily applicable directly to the crimes reported in the Statistical Review. However, they give some indication of the need for care in using statistics of reported crime. In addition, when these statistics are compared with other published figures, the definitions and explanations in this Introduction should be studied carefully.

## INFORMATION IN THE STATISTICAL REVIEW

The basic information presented in the Statistical Review is a detailed set of statistics of reported offences, covering pages 46 to 59 in this edition. In this section, the left hand pages show the number of offences reported and cleared for the current year and the preceeding year, the increase or decrease for the year, and the number cleared as "no offence". The right hand pages show the number of offenders classified by sex, age, previous record and birth place.

Many of the other sections of the Statistical Review are based on these detailed statistics; they are included to illustrate and focus attention on specific topics, such as clearance rates and characteristics of offenders, rather than to add new information. However, three sections draw on other data, and require some explanation:-

- (i) A set of graphs is included to show the changes in the rates of selected offences reported to police over the years since 1945. These graphs are based on Statistical Review crime figures where they are available (1958 - 1965 and 1968 onwards), and on Annual Report figures for other years. The detailed crime statistics for the earlier years have been grouped into categories reflecting, as far as possible, the present Statistical Review classifications. However, many changes have been made in counting methods, classification rules and internal recording procedures over the period covered by the graphs, and it should not be assumed that the rates for earlier years are precisely comparable with those of recent times.

- (ii) A table has been compiled showing the estimated rates of Major Crime Index and selected other offences in each Police District. This table is based largely on the monthly returns submitted by Criminal Investigation Branch Divisions of the crime reports filed in each Division; information from Statistics Section and Computer Systems Division files has also been used. As this internal data is not directly based on the reports received at the Statistics Section, it has been used only to establish the relative offence rates in the different Districts. The overall offence rates are based on the Statistical Review totals. Maps of the Metropolitan and Country Police Districts are included.
- (iii) A section is included on the value of property stolen or damaged in offences of several types. Although the available resources of the Statistics Section do not permit this information to be extracted routinely from all crime reports, samples have been taken of reports for the more common offences, and these have been used to obtain most of the distributions and estimates in this section. The charts and estimates for motor vehicle theft and for arson are based on records held by the Stolen Motor Vehicle Squad and the Arson Squad.

#### MAJOR CRIME INDEX

Eight groups of offences recorded in the Review have been selected for inclusion in a Major Crime Index. They are:-

1. Homicide - murder, attempted murder and manslaughter (excluding manslaughter arising out of a traffic accident).
2. Serious Assaults - all wounding except attempted murder and all assaults in which injuries amounting to "actual bodily harm", at the least, are inflicted.
3. Robbery - offences, committed or attempted, in which force or threat of force is used against a person with the intention of stealing.
4. Rape - rape and attempted rape.
5. Burglary - offences, committed or attempted, where premises are entered unlawfully with the intention of stealing therein.
6. Theft - offences, committed or attempted, against persons or property with intent to steal but without force or threat of force being used. Does NOT include motor vehicles or stealing as a bailee, servant or agent, by a trick or embezzlement.

7. Motor Vehicle Theft - stealing or attempting to steal a motor vehicle.
8. Fraud, etc. - offences, committed or attempted, involving deception, misappropriation, forgery, uttering and counterfeiting.

#### COUNTING OF OFFENCES

The figures given in the Review are based on offences disclosed or which appear to be disclosed, by the initial investigation into an offence reported or discovered and for which crime reports are circulated. The details and results of court proceedings are not considered (they are often not available when the Review is compiled) and so no allowance can be made for alterations for legal reasons in the charges on which an alleged offender is presented, or for acquittals or dismissals.

Lesser offences directly related to a major offence, and representing supplementary charges arising out of the same incident, are not recorded. For instance, if, as a result of a single attack on one person, a man is charged with three offences - assault occasioning actual bodily harm, assault by kicking and common assault, then only the first offence will be recorded. However, if the three assaults are committed at different places or times, or on different people, all three offences will be recorded.

#### OFFENCES CLEARED

An offence is regarded as "cleared" if as a result of investigation:-

- (a) It is found that no offence was committed; or
- (b) A person is charged with committing the offence or officially warned by a Police Officer in lieu of being placed before the Court; or
- (c) It is found that a person charged with other offences was responsible for committing it; or
- (d) The offender is discovered but for legal reasons (e.g. child under the age of 8) is not charged.

If an offence is reported in one year and cleared in a later year, the offence and the clearance will be counted in different editions of the Review. Thus it occasionally happens that the number of offences or a particular category cleared in a given year exceeds the number reported in that year.

#### PROCEEDED AGAINST

The people "proceeded against" for a particular offence are those against whom proceedings are taken initially for that offence, whatever offences are eventually attributed to them. For example, suppose that a man is arrested for burglary and after breaking into a



house and stealing property and a search causes further charges of being unlawfully in possession of a pistol and being in possession of explosives to be laid. When questioned, the man admits to having broken into eight shops and three other houses and having stolen things from them, and a check shows that these admissions are correct. The Review would then show a total of 14 offences reported, 14 offences cleared and one person proceeded against for the offence of burglary with which he was first charged.

Since children under eight are legally presumed to be incapable of committing an offence, they do not appear in the statistics of people proceeded against, even if reported offences are found to be committed by them. Accordingly in the "Analysis by Age" and "Analysis by Sex" charts, we have compared the age and sex distributions of groups of people proceeded against with the corresponding distributions for the population aged eight and over, rather than the population as a whole. The population figures used elsewhere in the Review cover people of all ages.

#### PREVIOUSLY KNOWN

People proceeded against are classified as "Previously Known" if they are already recorded as offenders at the Information Bureau. The abbreviation "P.K." is used in the Review for "Previously Known".

#### FOREIGN MIGRANTS

"Foreign Migrants" (often abbreviated in the Review to "F.M.") are migrants from countries other than Canada, Ireland, New Zealand, and the United Kingdom.

#### POPULATION FIGURES

The population figures used in calculating crime rates are Australian Bureau of Statistics estimates for 30th of June in each year; prior to 1971 they are census totals and intercensal estimates, while from 1971 onwards they are from the Estimated Resident Population series.

#### STATISTICAL STUDIES

With the view to assist police operations in strategies to combat crime, the Statistics Section at the Information Bureau conducted a survey on reported house burglaries involving the theft of video recorders in co-operation with senior students at Swinburne Institute of Technology.

The period of study was between the 8th of June, 1984 and the 11th of July, 1984. During this period 4,948 house burglaries were reported to the Victoria Police with 1,011 involving the theft of a video recorder, representing 20.43%.

The primary objective of this research was to establish the possibility of a link between reported thefts of video recorders and the distribution points and/or the outlets where tapes were hired.

A summary of the findings of this study were:-

- 82% of the victims left their personal particulars when hiring tapes.
- 33% of the victims using carrier service for delivery of video had only video stolen from house,
- 42% of the thefts occurred during the day.
- 67% of the victims did not keep a record of the serial number.
- High frequency rate of stolen recorders within two months of victims leaving personal particulars at outlet.
- Districts with high frequency rates of stolen videos were "Q" District (179), "V" District (115) and "B" District (105).
- Both "Q" and "V" Districts recorded high frequency rates in burglaries and hiring of tapes for the recorder.
- Sub-Districts with high frequency rates were St. Albans (52), Sunshine (44), Heidelberg (33), Nunawading (32) and Prahran (32).

#### RELATED PUBLICATIONS

General information on the Victoria Police Force and its activities, including statistics of traffic offences and accidents, is available in the Annual Report of the Chief Commissioner of Police, published by the Victorian Government Printer.

A comprehensive bulletin on "Court Proceedings Initiated by Police" has been published by the Victorian Office of the Australian Bureau of Statistics, while separate statistics or proceedings in the higher courts (the County and Supreme Courts) are published annually by the Law Department.

Details of Victoria's welfare and correctional services is contained in the Annual Reports of the Department of Community Welfare Services; the Office of Corrections and the Adult and Youth Parole Boards.

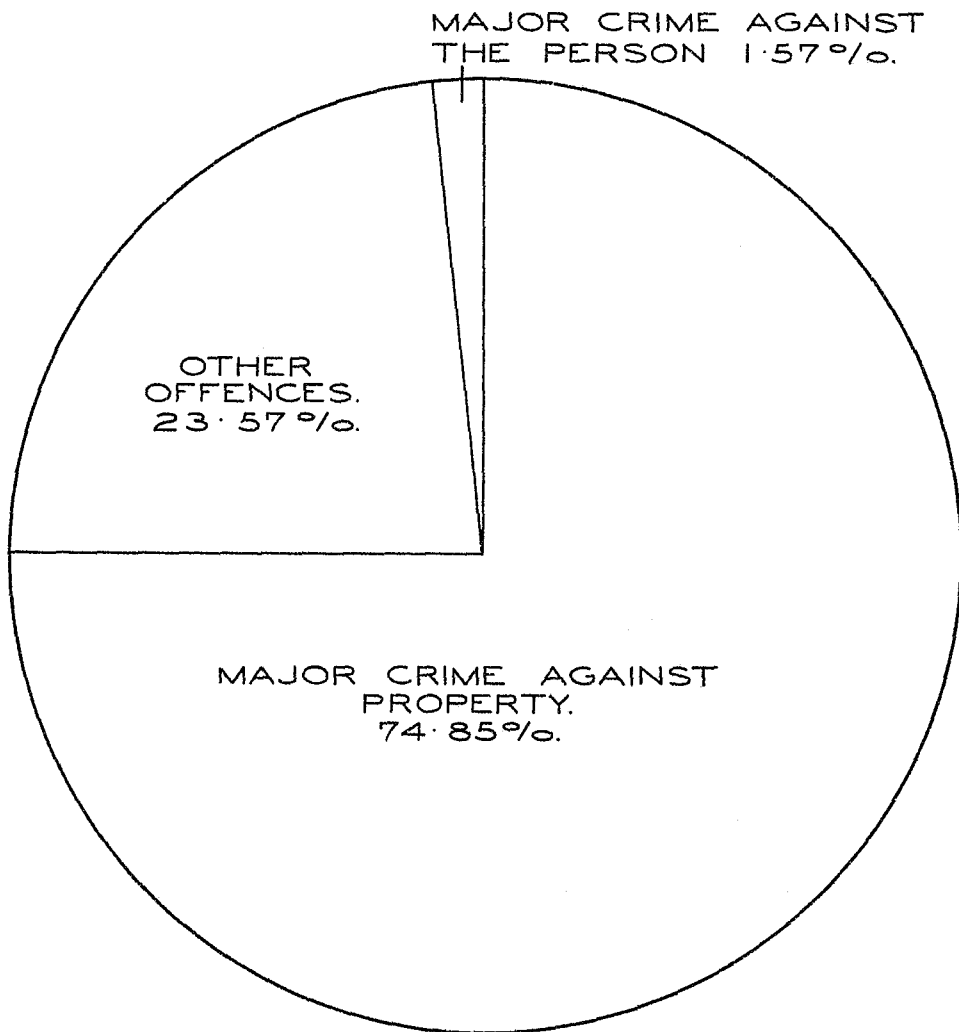
The Victorian Yearbook, published annually by the Victorian Office of the Australian Bureau of Statistics, includes a section on justice and the administration of law which summarizes information from these and other sources.

OFFENCE	OFFENCES REPORTED			OFFENCES CLEARED				PEOPLE PROCEEDED AGAINST									
				1983		1984		UNDER 17		17 - 20		21 - 24		25 AND OVER		TOTAL	
	1983	1984	% CHANGE	NUMBER	% TOTAL	NUMBER	% TOTAL	1983	1984	1983	1984	1983	1984	1983	1984	1983	1984
HOMICIDE	124	121	- 2.41	118	95.16	106	87.60	3	6	21	13	17	12	46	50	87	81
SERIOUS ASSAULT	2,213	2,312	+ 4.47	1,379	62.31	1,484	64.18	128	174	304	268	214	238	456	474	1,104	1,154
ROBBERY	1,596	1,569	- 0.43	428	26.81	424	26.68	81	86	109	109	59	91	76	94	325	380
RAPE	513	498	- 2.92	387	75.44	394	79.11	15	24	30	22	23	22	64	58	132	126
BURGLARY	78,573	83,038	+ 5.68	9,568	12.17	9,285	11.18	2,769	2,657	1,234	1,347	643	748	784	942	5,430	5,694
THEFT	84,448	91,832	+ 8.74	18,100	21.43	20,003	21.78	5,151	5,632	2,498	2,585	1,194	1,417	5,512	5,789	14,355	15,423
MOTOR VEHICLE THEFT	19,671	21,683	+ 10.22	3,576	18.18	3,802	17.53	984	1,286	901	1,000	237	198	240	217	2,362	2,701
FRAUD, ETC.	13,431	18,500	+ 37.74	11,028	82.10	16,526	89.32	166	248	351	466	287	493	1,001	1,200	1,805	2,407

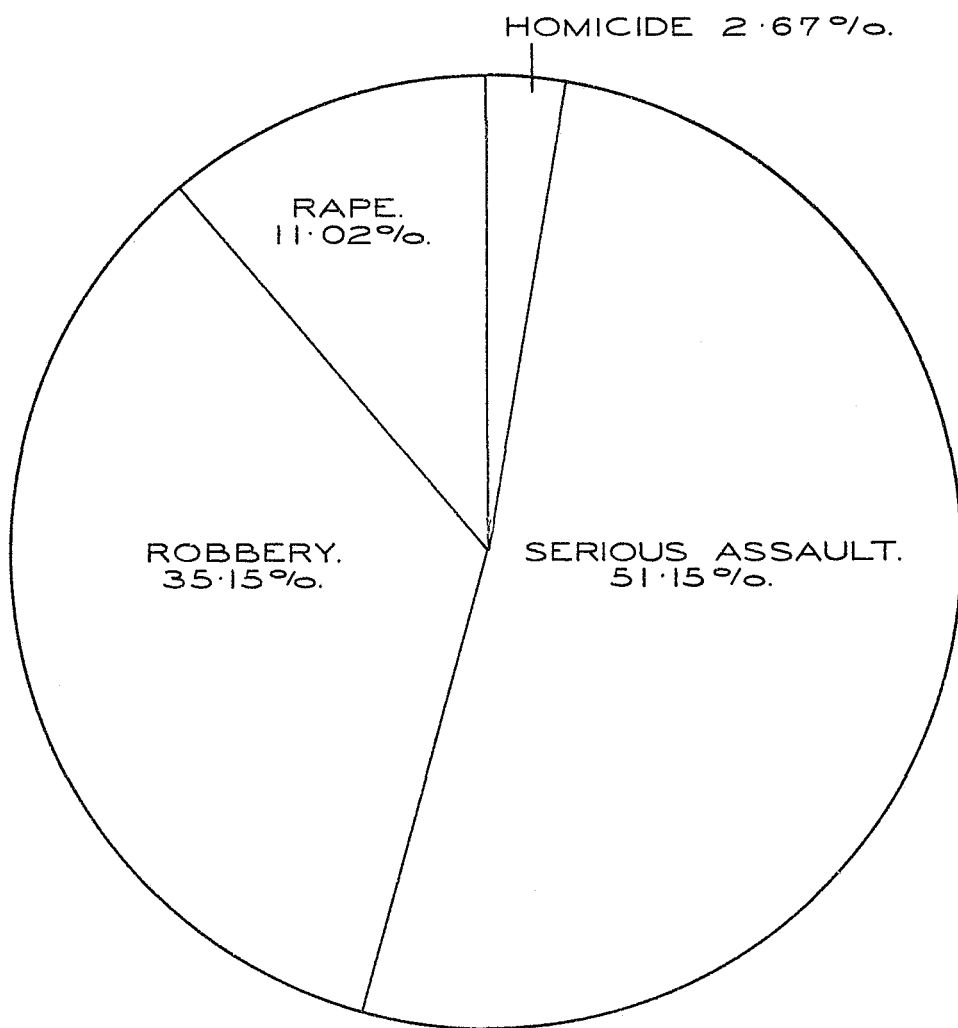
MAJOR CRIME AGAINST THE PERSON	4,446	4,520	+ 1.66	2,312	52.00	2,408	53.27	227	290	464	412	313	363	644	676	1,648	1,741
MAJOR CRIME AGAINST PROPERTY	196,123	215,053	+ 9.65	42,272	21.55	49,616	23.07	9,070	9,823	4,984	5,398	2,361	2,856	7,537	8,148	23,952	26,225
TOTAL MAJOR CRIME	200,569	219,573	+ 9.47	44,584	22.23	52,024	23.69	9,297	10,113	5,448	5,810	2,674	3,219	8,181	8,824	25,600	27,966

OTHER OFFENCES	59,288	67,717	+ 14.21	30,095	50.76	34,459	50.88	2,209	2,335	5,329	5,709	3,493	4,253	6,731	7,534	17,582	19,831
----------------	--------	--------	---------	--------	-------	--------	-------	-------	-------	-------	-------	-------	-------	-------	-------	--------	--------

**1984 OFFENCE RATIOS**  
**ALL OFFENCES**

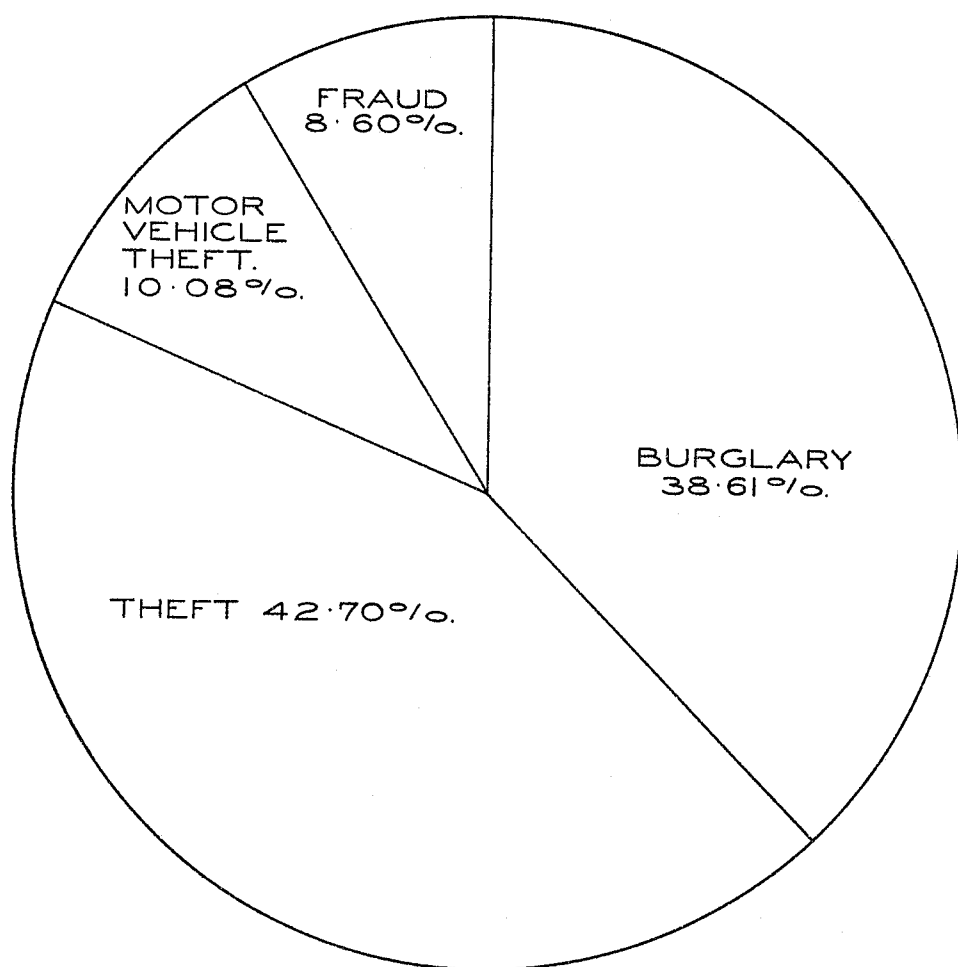


**1984 OFFENCE RATIOS**  
**MAJOR CRIME AGAINST THE PERSON**



# 1984 OFFENCE RATIOS

## MAJOR CRIME AGAINST PROPERTY




# 1984 CLEARED CRIME MAJOR CRIME AGAINST THE PERSON

CLEARED:

REPORTED: 4,520.

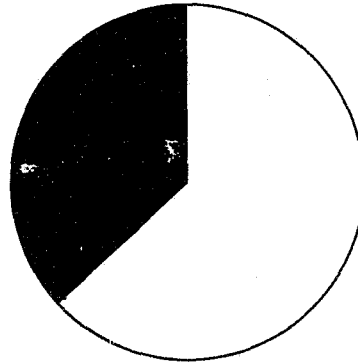
CLEARED: 2,408. [53.27%/o.]



HOMICIDE:

REPORTED: 121.


CLEARED: 106. [87.60%/o.]



SERIOUS ASSAULT:

REPORTED: 2,312.

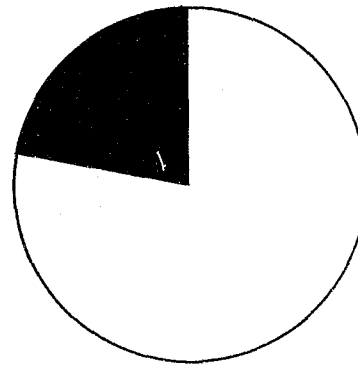
CLEARED: 1,484. [64.18%/o.]



ROBBERY:

REPORTED: 1,589.

CLEARED: 424. [26.68%/o.]



RAPE:

REPORTED: 493.

CLEARED: 394. [79.11%/o.]


# 1984 CLEARED CRIME

## MAJOR CRIME AGAINST PROPERTY

CLEARED:

REPORTED: 215,053.


CLEARED: 49,262. [22.90 %]



BURGLARY:

REPORTED: 83,038.


CLEARED: 9,285. [11.18 %]



THEFT:

REPORTED: 91,832.


CLEARED: 20,003. [21.78 %]



MOTOR VEHICLES:

REPORTED: 21,683.

CLEARED: 3,802. [17.53 %]



FRAUD:

REPORTED: 18,500.

CLEARED: 16,526. [89.32 %]



MAJOR CRIME INDEX SUMMARY - OFFENCES AGAINST THE PERSON

**HOMICIDE:** Total Reported 121: Murder 68, Attempted Murder 46, Manslaughter 7, Infanticide Nil.

Compared with previous year - (-2%).

Total Cleared 106 (88%). No Offence 2 (2%).

Total Proceeded against 81: Males 75 (93%), Females 6 (7%),  
Juveniles 6 (7%), Ages 17-20 13 (16%),  
Ages 21-24 12 (15%), Ages 25 and over 50 (62%).  
Previously known 51 (63%), Foreign Migrants 17 (21%).

**SERIOUS ASSAULT:** Total Reported 2,312: On Civilians 2,231, On Police 81.

Compared with previous year - (+4%).

Total Cleared 1,484 (64%). No Offence 164 (7%).

Total Proceeded against 1,154: Males 1,093 (95%), Females 61 (5%),  
Juveniles 174 (15%), Ages 17-20 268 (23%),  
Ages 21-24 238 (21%), Ages 25 and over 474 (41%),  
Previously known 709 (61%), Foreign Migrants 170 (15%).

**ROBBERY:** Total Reported 1,589: Firearms 465, Other Weapons 250, Other 874.

Compared with previous year - (-0.5%).

Total Cleared 424 (27%). No Offence 38 (2%).

Total Proceeded against 380: Males 341 (90%), Females 39 (10%),  
Juveniles 86 (23%), Ages 17-20 109 (29%),  
Ages 21-24 91 (24%), Ages 25 and over 94 (25%),  
Previously known 280 (74%), Foreign Migrants 26 (7%).

**RAPE:** Total Reported 498: Rape 421, Attempted Rape 76, Accessory 1.

Compared with previous year - (-3%).

Total Cleared 394 (79%). No Offence 194 (39%).

Total Proceeded against 126: Males 126 (100%), Females Nil,  
Juveniles 24 (19%), Ages 17-20 22 (17%),  
Ages 21-24 22 (17%), Ages 25 and over 58 (46%),  
Previously known 86 (68%), Foreign Migrants 15 (12%).

MAJOR CRIME INDEX SUMMARY - OFFENCES AGAINST PROPERTY

BURGLARY:

Total Reported 83,038: Houses 51,090, Shops 91,30, Offices 2,795, Other 20,023.

Compared with previous year - +(6%).

Total Cleared 9,285 (11%). No Offence 538 (0.5%).

Total Proceeded against 5,694: Males 5,259 (92%), Females 435 (8%),  
Juveniles 2,657 (47%), Ages 17-20 1,347 (24%),  
Ages 21-24 748 (13%), Ages 25 and over 942 (17%),  
Previously known 3,411 (60%), Foreign Migrants 347 (6%).

THEFT:

Total Reported 91,832: From Vehicles 33,016, Shopstealing 12,632, Bicycles 11,947, Other 34,237.

Compared with previous year - (+9%).

Total Cleared 20,003 (22%). No Offence 1,299 (1%).

Total Proceeded against 15,423: Males 9,268 (60%), Females 6,155 (40%),  
Juveniles 5,632 (37%), Ages 17-20 2,585 (17%),  
Ages 21-24 1417 (9%), Ages 25 and over 5,789 (38%),  
Previously known 5,113 (33%), Foreign Migrants 2,939 (19%).

MOTOR VEHICLE  
THEFT:

Total Reported 21,683: Cars 19,029, Cycles 1,474, Attempts 1,180.

Compared with previous year - (+10%).

Total Cleared 3,802 (18%). No Offence 542 (2%).

Total Proceeded against 2,701: Males 2,575 (95%), Females, 126 (5%),  
Juveniles 1,286 (48%), Ages 17-20 1,000 (37%),  
Ages 21-24 198 (7%), Ages 25 and over 217 (8%),  
Previously known 1,720 (64%), Foreign Migrants 122 (5%).

FRAUD, ETC:

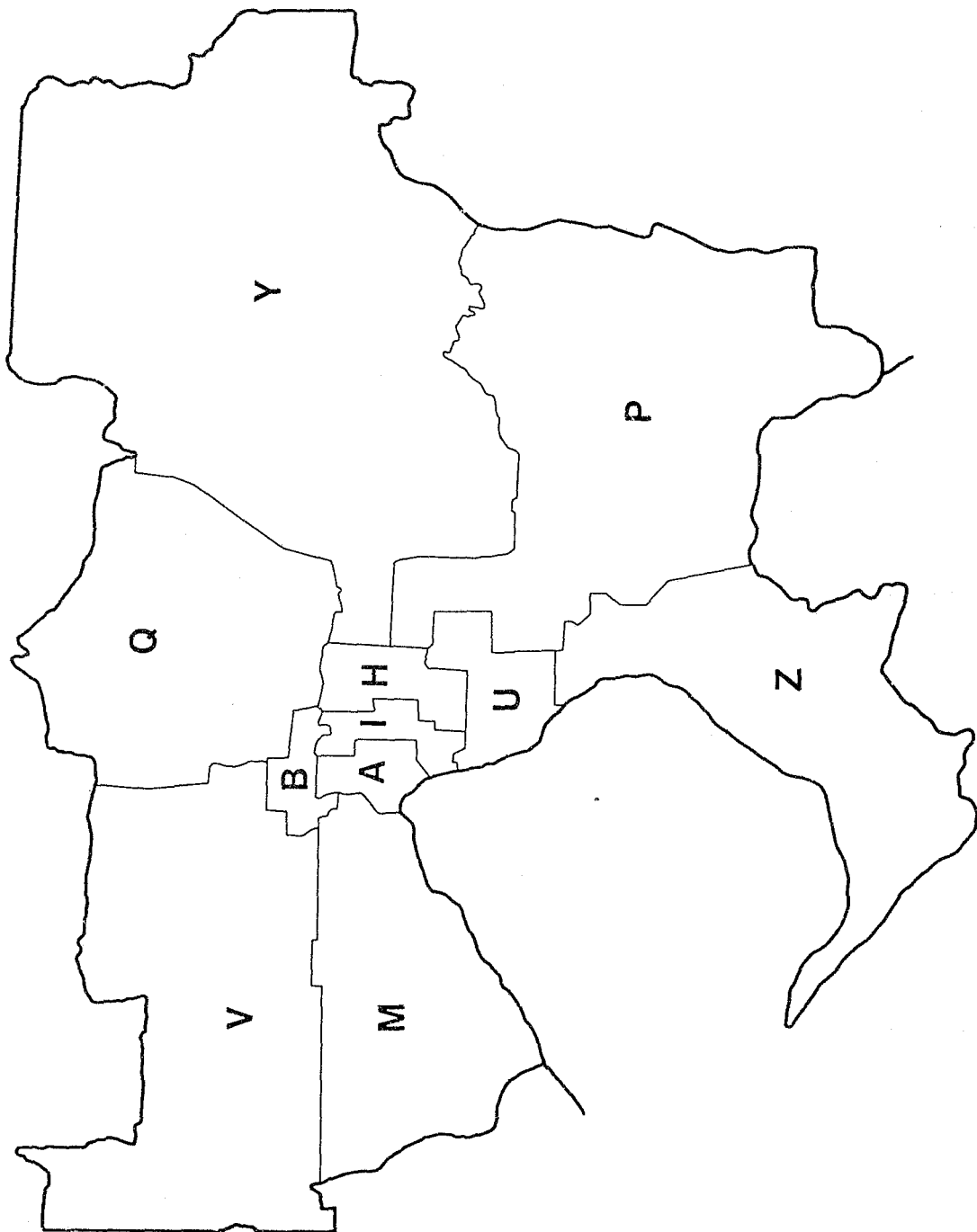
Total Reported 18,500: Credit Cards 4,923, Cheques 3,219,  
Currency Offences 51, Misappropriation Other 10,307.

Compared with previous year - (+38%).

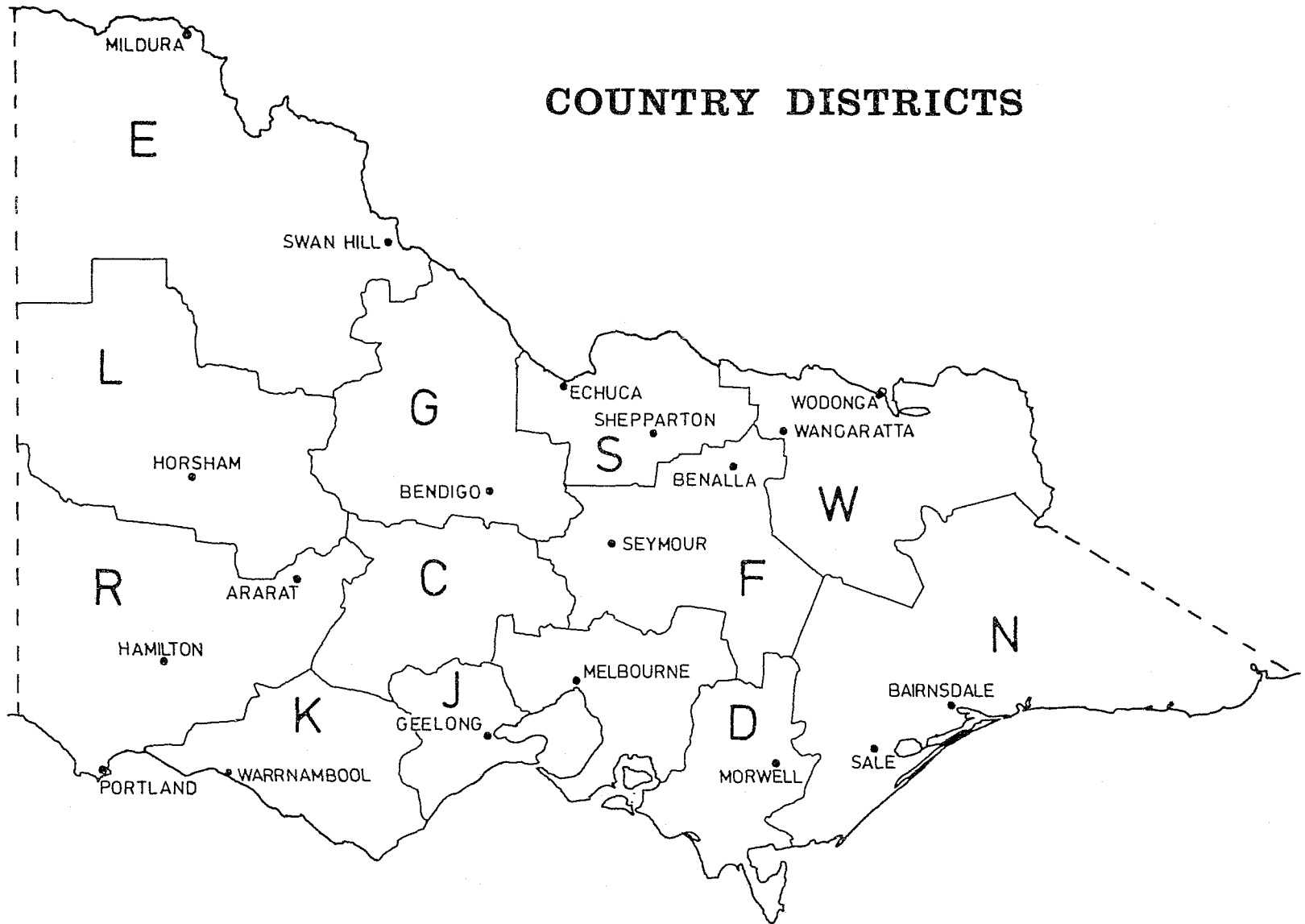
Total Cleared 16,526 (89%). No Offence 282 (2%).

Total Proceeded against 2,407: Males 1,723 (72%), Females 684 (28%),  
Juveniles 248 (10%), Ages 17-20 466 (19%),  
Ages 21-24 493 (20%), Ages 25 and over 1,200 (50%),  
Previously known 1,172 (49%), Foreign Migrants 390 (2%).

# METROPOLITAN DISTRICTS



# COUNTRY DISTRICTS



# CRIME RATES IN POLICE DISTRICTS 1984

## METROPOLITAN DISTRICTS

(Rates per 100,000 Population)

	"A"	"B"	"H"	"I"	"M"	"P"
HOMICIDE	4.4	7.1	2.3	6.9	1.3	0.9
SERIOUS ASSAULT	419	111	36	211	70	32
ROBBERY	402	74	52	225	56	19
RAPE	40	25	9	40	11	7
BURGLARY:						
Aggravated	11	7	8	21	14	3
Factory	120	65	9	105	99	64
House	2,872	2,759	2,091	3,874	1,584	1,130
Shop	1,093	384	252	473	386	171
Other	2,351	407	284	474	538	333
TOTAL:	6,447	3,622	2,644	4,947	2,621	1,701
THEFT:						
Bicycles	926	204	229	314	368	331
From Motor Vehicles	4,843	1,003	1,329	2,354	930	593
Shoplifting	2,382	353	222	492	424	356
Other	5,158	1,001	969	1,780	796	608
TOTAL:	13,309	2,561	2,749	4,940	2,518	1,888
MOTOR VEHICLE THEFT	3,156	892	535	1,020	860	595
FRAUD ETC.	5,024	682	565	1,363	431	372
TOTAL MAJOR CRIME	28,801	7,974	6,592	12,753	6,568	4,615
CRIMINAL DAMAGE:						
Arson	163	70	35	87	55	31
Other	445	144	104	159	155	82
TOTAL:	608	214	139	246	210	113
DRUG OFFENCES	775	406	169	729	163	90
MINOR ASSAULT	1,027	179	95	360	158	97
SEX OFFENCES (Other than rape)	112	85	32	64	50	72

\* No cases reported to District C.I.B. during 1984.

NOTES: 1. These tables are based on C.I.B. data - see the Introduction for details.

2. All rates except Homicide are rounded to whole numbers; Homicide rates are rounded to one decimal place. Discrepancies between stated totals and sums of individual items are due to rounding.

3. The very high rates for "A" District are due largely to the low resident population of the inner city area.

# CRIME RATES IN POLICE DISTRICTS 1984

## METROPOLITAN DISTRICTS (Continued)

(Rates per 100,000 Population)

	<u>"Q"</u>	<u>"U"</u>	<u>"V"</u>	<u>"Y"</u>	<u>"Z"</u>
HOMICIDE	2.7	3.7	2.7	2.5	1.3
SERIOUS ASSAULT	31	48	56	32	53
ROBBERY	29	27	16	17	23
RAPE	14	9	7	6	11
BURGLARY:					
Aggravated	4	4	1	4	4
Factory	56	150	36	59	65
House	1,634	1,482	1,358	1,086	1,032
Shop	149	275	127	210	152
Other	289	324	343	452	461
<u>TOTAL:</u>	2,132	2,235	1,865	1,811	1,714
THEFT:					
Bicycles	217	440	324	228	400
From Motor Vehicles	629	893	477	576	859
Shoplifting	261	166	299	315	220
Other	564	764	638	543	934
<u>TOTAL:</u>	1,671	2,263	1,738	1,662	2,413
MOTOR VEHICLE THEFT	591	626	448	498	414
FRAUD, ETC.	252	457	246	344	319
TOTAL MAJOR CRIME	4,723	5,669	4,379	4,373	4,948
CRIMINAL DAMAGE:					
Arson	23	39	20	18	43
Other	73	95	113	102	85
<u>TOTAL:</u>	96	134	133	120	128
DRUG OFFENCES	114	172	201	83	176
MINOR ASSAULT	95	99	98	72	128
SEX OFFENCES (Other than rape)	36	52	34	41	131

\* No cases reported to District C.I.B. during 1984

NOTES: 1. These tables are based on C.I.B. data - see the Introduction for details.

2. All rates except Homicide are rounded to whole numbers; Homicide rates are rounded to one decimal place. Discrepancies between stated totals and sums of individual items are due to rounding.

# CRIME RATES IN POLICE DISTRICTS 1984

## COUNTRY DISTRICTS

(Rates per 100,000 Population)

	<u>"C"</u>	<u>"D"</u>	<u>"E"</u>	<u>"F"</u>	<u>"G"</u>	<u>"J"</u>
HOMICIDE	1.4	2.2	1.5	3.9	7.2	1.7
SERIOUS ASSAULT	48	49	47	40	7	45
ROBBERY	8	11	*	2	8	17
RAPE	9	13	16	13	15	8
BURGLARY:						
Aggravated	3	*	*	*	*	3
Factory	20	26	12	25	9	12
House	546	546	356	379	382	688
Shop	159	106	195	124	189	139
Other	417	372	385	352	385	634
<u>TOTAL:</u>	1,145	1,050	948	880	965	1,476
THEFT:						
Bicycles	228	194	175	150	238	352
From Motor Vehicles	402	588	454	374	396	672
Shoplifting	404	139	171	42	149	280
Other	639	787	747	857	689	775
<u>TOTAL:</u>	1,673	1,708	1,547	1,423	1,472	2,079
MOTOR VEHICLE THEFT	236	252	166	208	180	237
FRAUD, ETC.	158	153	237	170	396	220
TOTAL MAJOR CRIME	3,278	3,238	2,962	2,740	3,050	4,084
CRIMINAL DAMAGE:						
Arson	22	24	16	13	17	24
Other	103	172	48	74	32	85
<u>TOTAL:</u>	125	196	64	87	49	109
DRUG OFFENCES	84	186	191	202	116	167
MINOR ASSAULT	85	113	67	115	66	70
SEX OFFENCES (Other than rape)	32	45	67	19	32	23

\* No cases reported to District C.I.B. during 1984.

NOTES: 1. These tables are based on C.I.B. data - See the Introduction for details.

2. All rates except Homicide are rounded to whole numbers, Homicide rates are rounded to one decimal place. Discrepancies between stated totals and sums of individual items are due to rounding.

# CRIME RATES IN POLICE DISTRICTS 1984

## COUNTRY DISTRICTS (Continued)

(Rates per 100,000 Population)

	<u>"K"</u>	<u>"L"</u>	<u>"N"</u>	<u>"R"</u>	<u>"S"</u>	<u>"W"</u>
HOMICIDE	*	*	17.5	1.8	2.1	2.6
SERIOUS ASSAULT	26	38	16	35	24	15
ROBBERY	3	*	*	*	11	9
RAPE	10	12	10	8	9	11
BURGLARY:						
Aggravated	*	*	5	7	6	8
Factory	15	2	14	23	4	5
House	268	291	336	191	511	210
Shop	184	151	111	91	169	72
Other	364	455	353	386	319	389
<u>TOTAL:</u>	831	899	819	698	1,009	684
THEFT:						
Bicycles	215	123	265	143	335	368
From Motor Vehicles	379	399	319	320	346	323
Shoplifting	94	63	90	52	159	303
Other	688	691	933	472	712	711
<u>TOTAL:</u>	1,376	1,276	1,607	987	1,552	1,705
MOTOR VEHICLE THEFT	179	156	141	131	162	129
FRAUD, ETC.	182	246	321	83	100	191
TOTAL MAJOR CRIME	2,607	2,627	2,931	1,944	2,869	2,747
CRIMINAL DAMAGE:						
Arson	25	5	9	18	5	22
Other	53	62	106	75	45	63
<u>TOTAL:</u>	78	67	115	93	50	85
DRUG OFFENCES	228	76	211	152	100	302
MINOR ASSAULT	45	59	119	86	84	89
SEX OFFENCES (Other than rape)	51	87	47	38	18	52

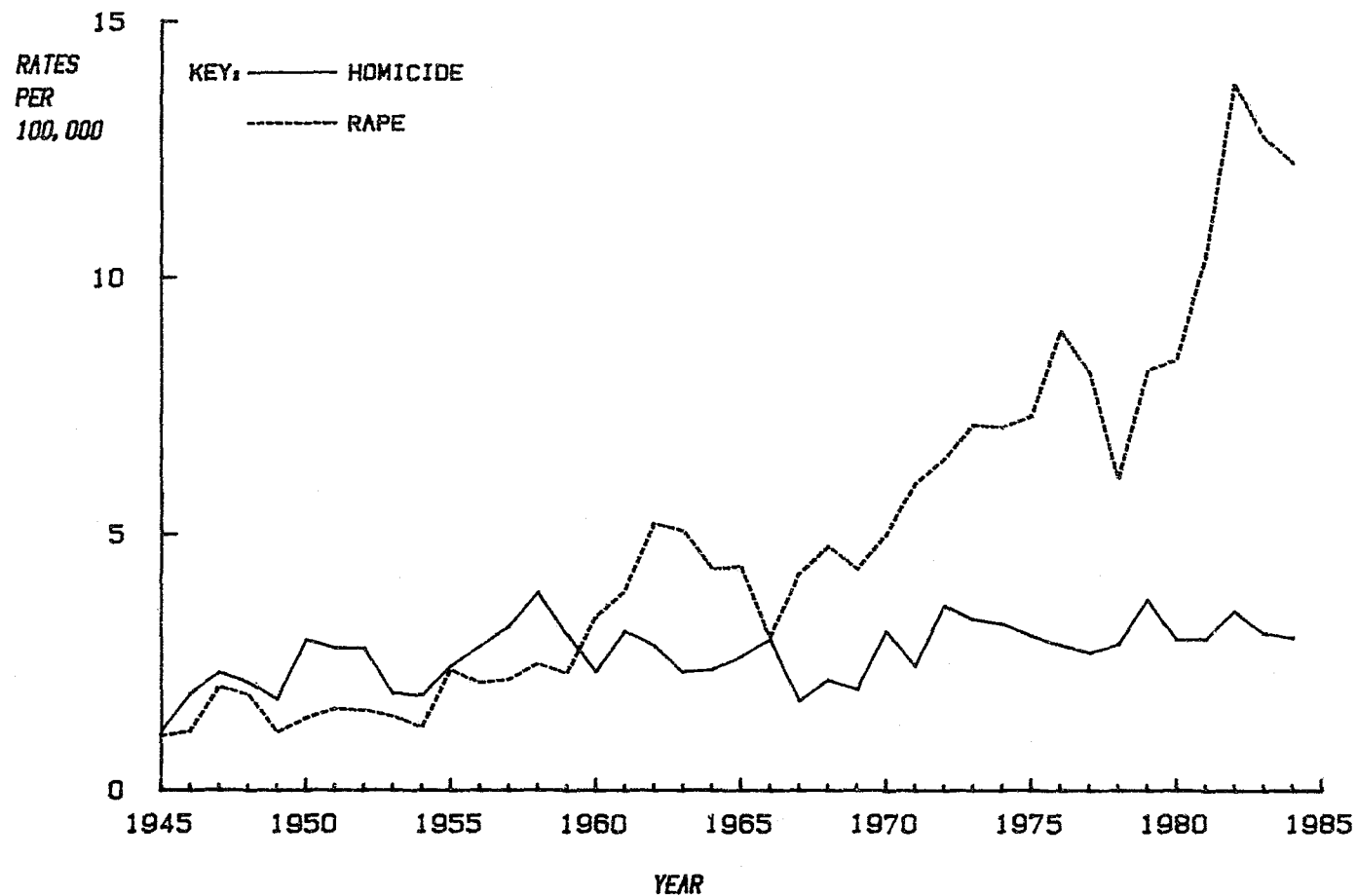
\* No cases reported to District C.I.B. during 1984.

NOTES: 1. These tables are based on C.I.B. data - see the Introduction for details.

2. All rates except Homicide are rounded to whole numbers; Homicide rates are rounded to one decimal place. Discrepancies between stated totals and sums of individual items are due to rounding.

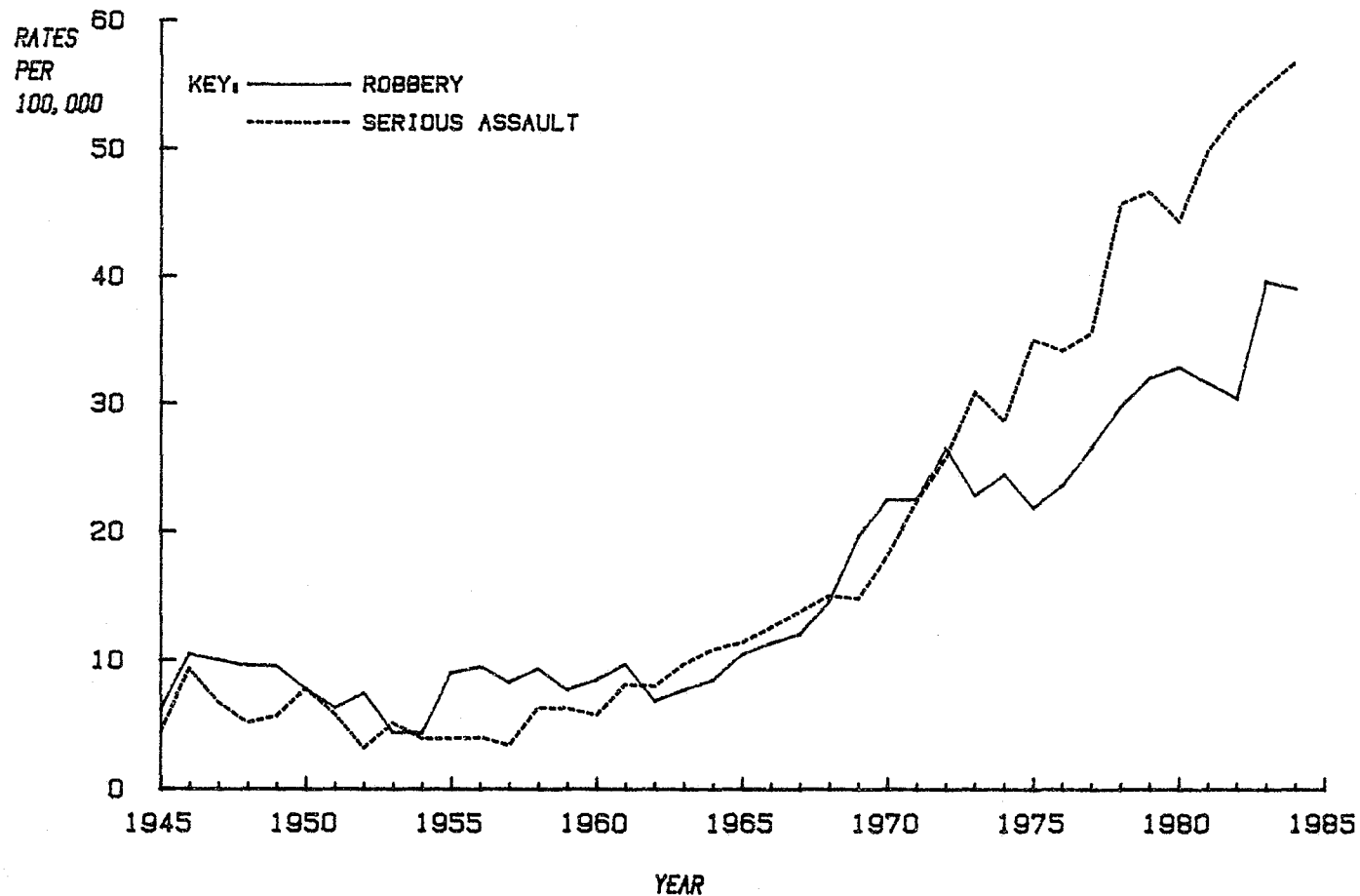


## MAJOR CRIME INDEX: HOMICIDE AND RAPE



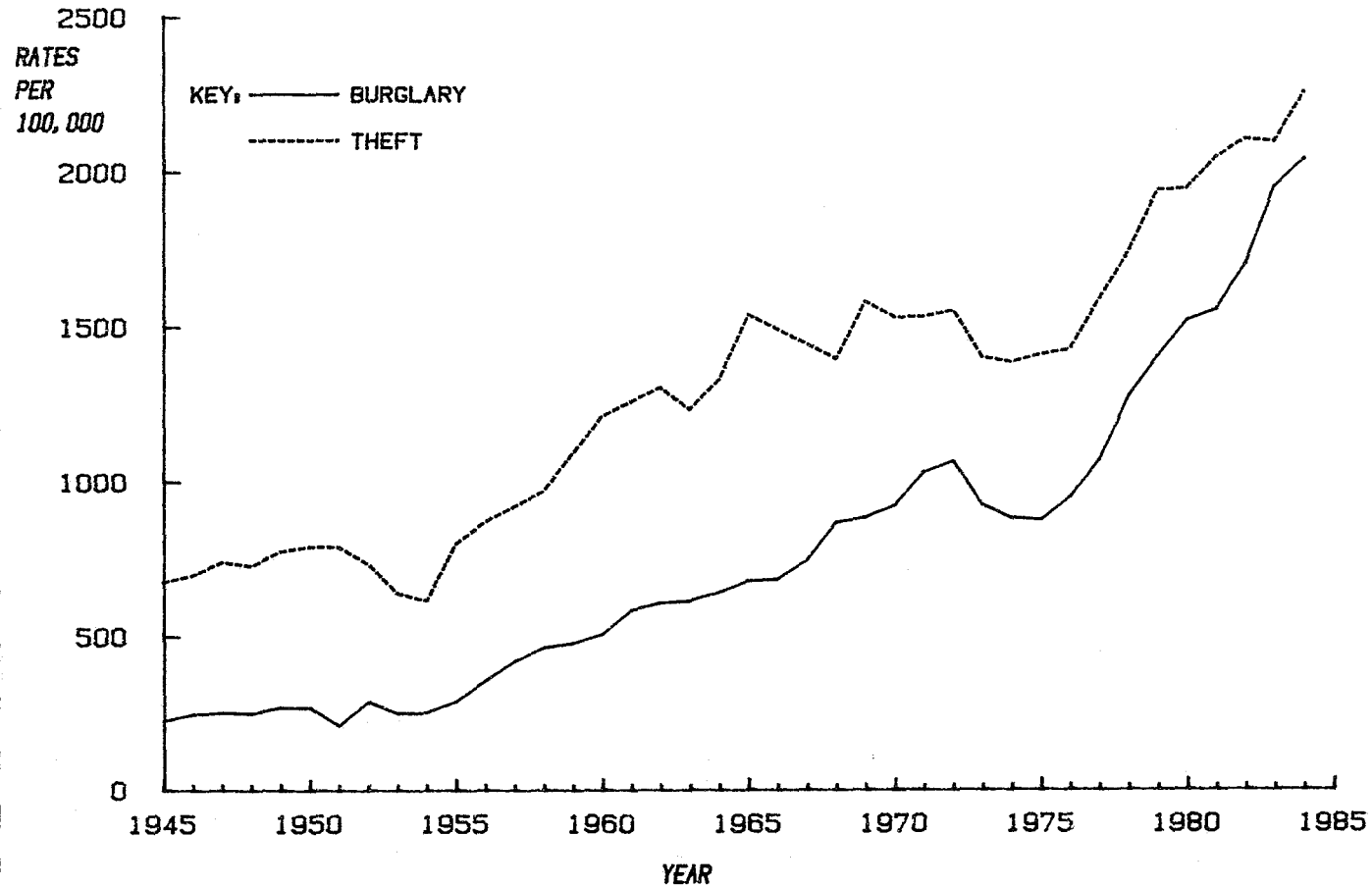
## MAJOR CRIME INDEX: ROBBERY AND SERIOUS ASSAULT

NOTE: NO SERIOUS ASSAULT FIGURES FOR 1966, 1967.



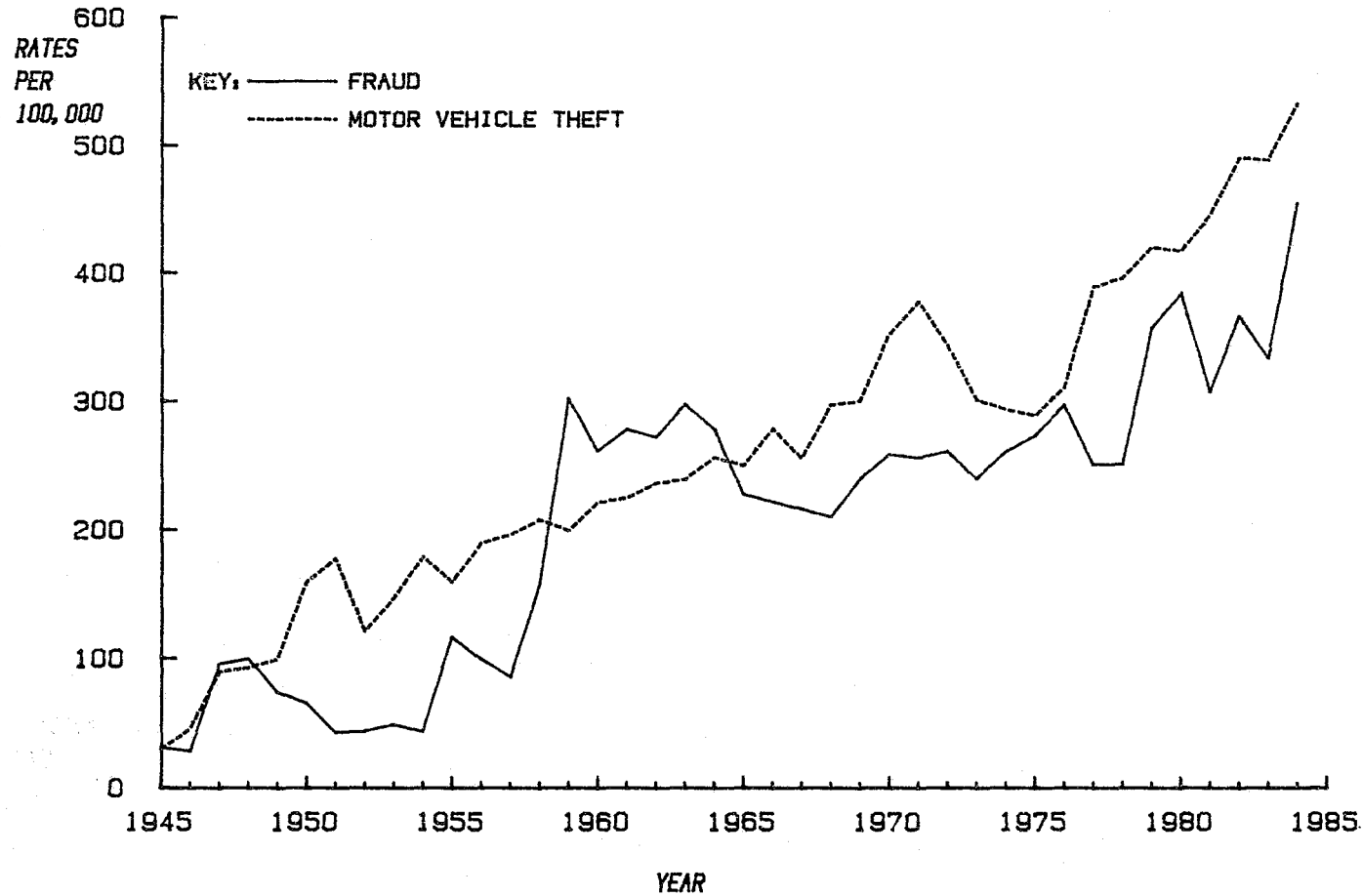
## MAJOR CRIME INDEX: BURGLARY AND THEFT

NOTE: NO THEFT FIGURES FOR 1988, 1987.



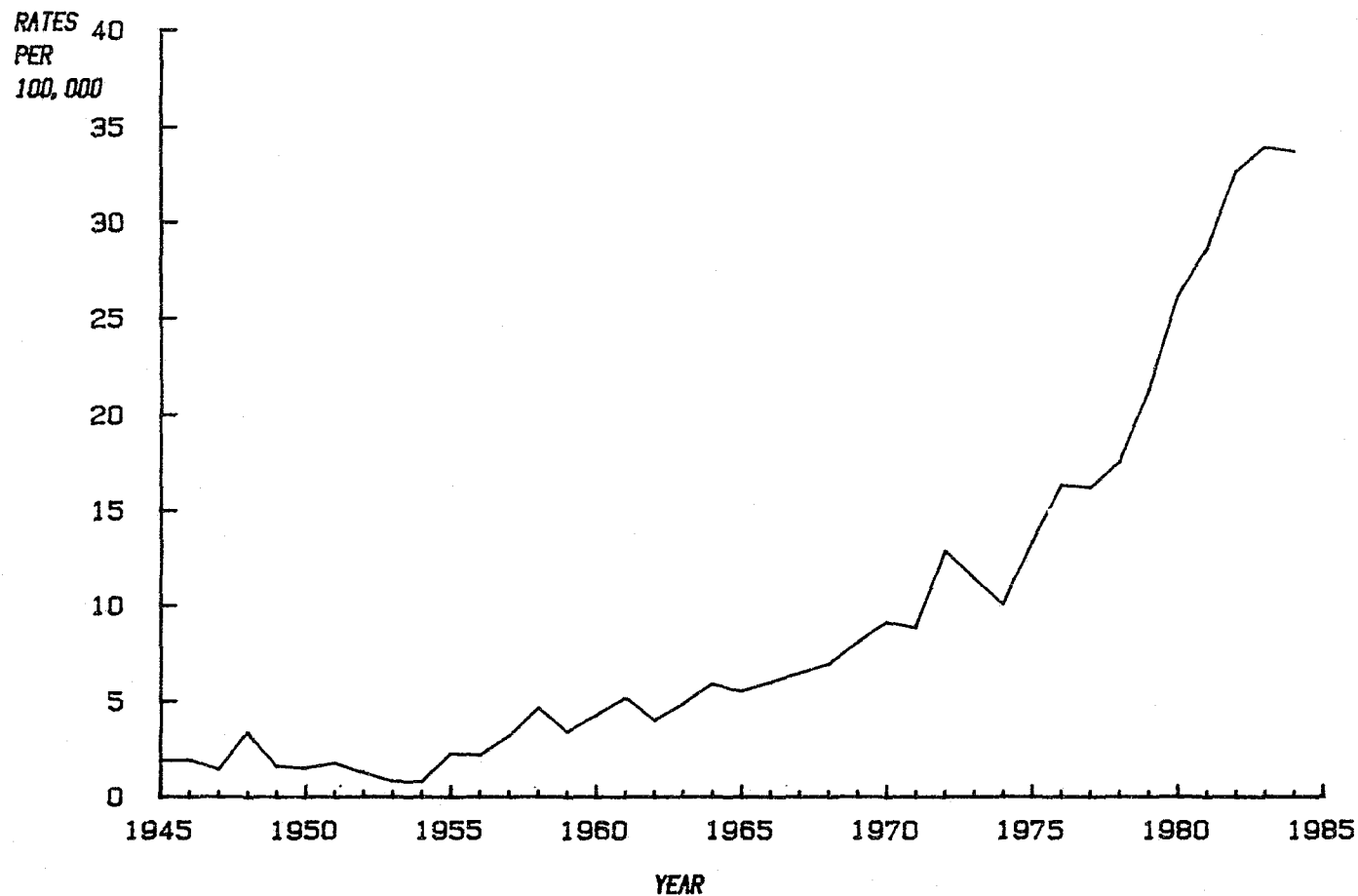
# MAJOR CRIME INDEX: MOTOR VEHICLE THEFT AND FRAUD , ETC

NOTE: NO FRAUD FIGURES FOR 1986, 1987.



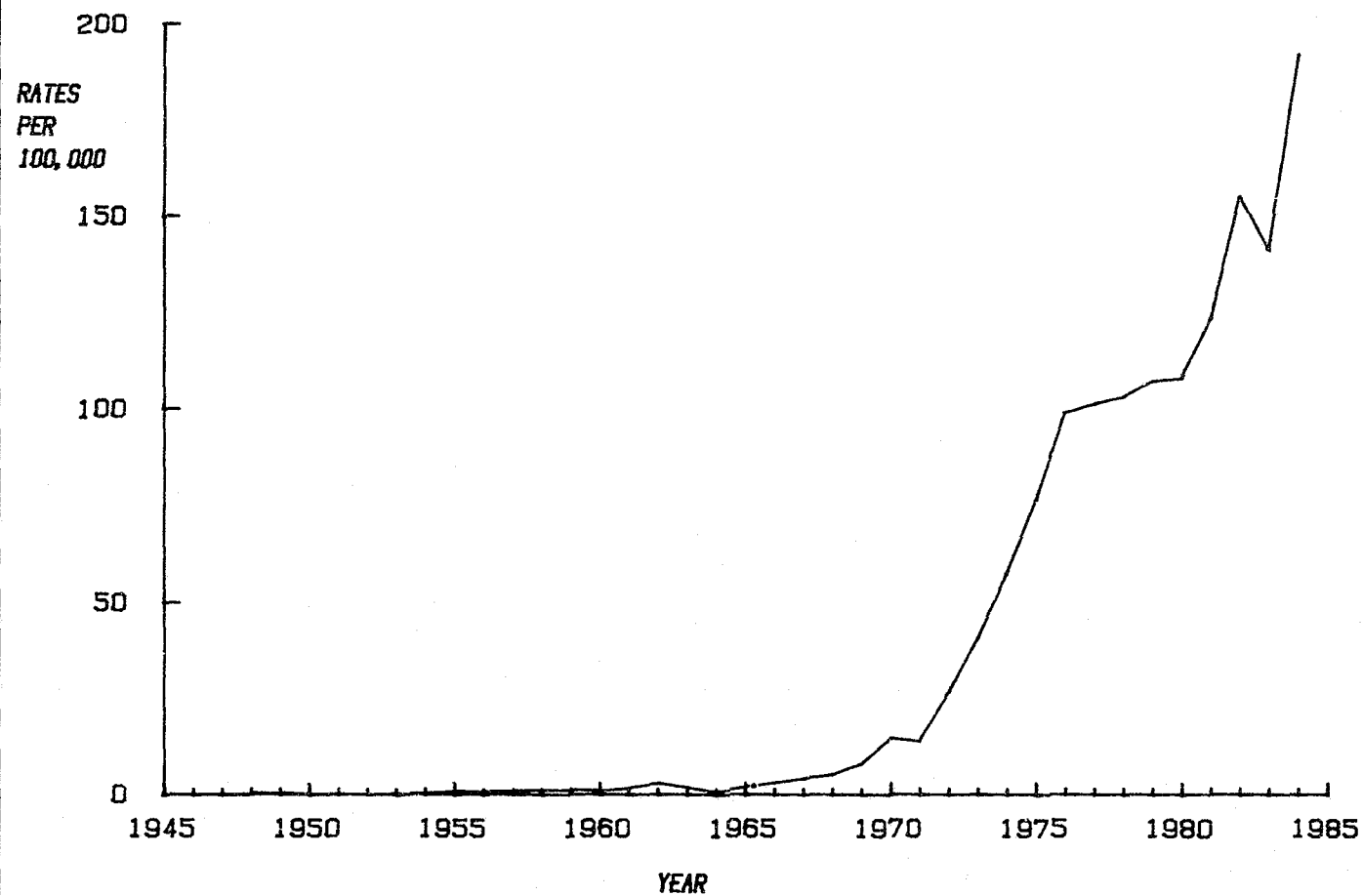
## OTHER OFFENCES: ARSON

NOTE: NO FIGURES FOR 1986, 1987.



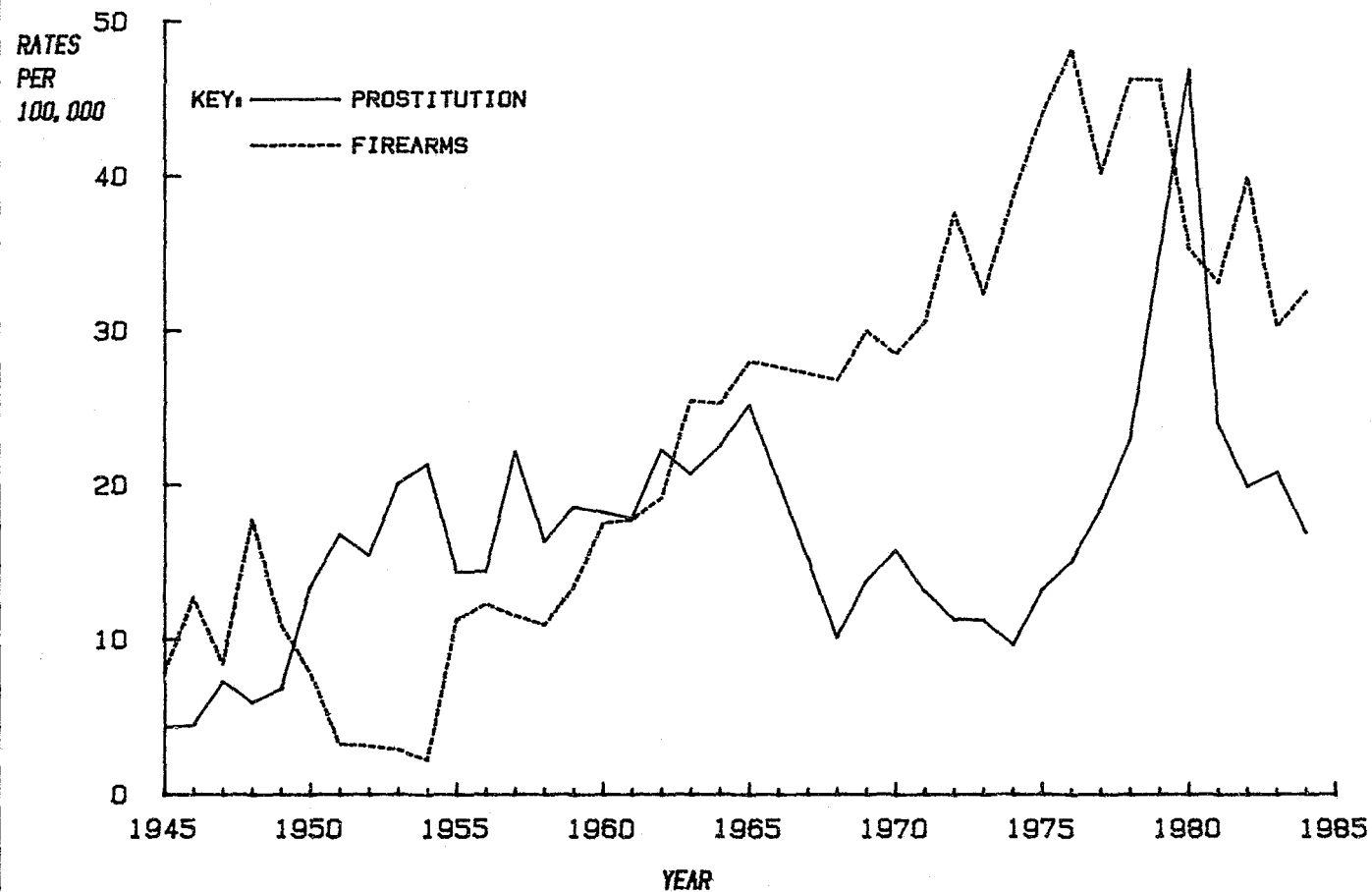
# OTHER OFFENCES: DRUGS

NOTE: NO FIGURES FOR 1966, 1967.



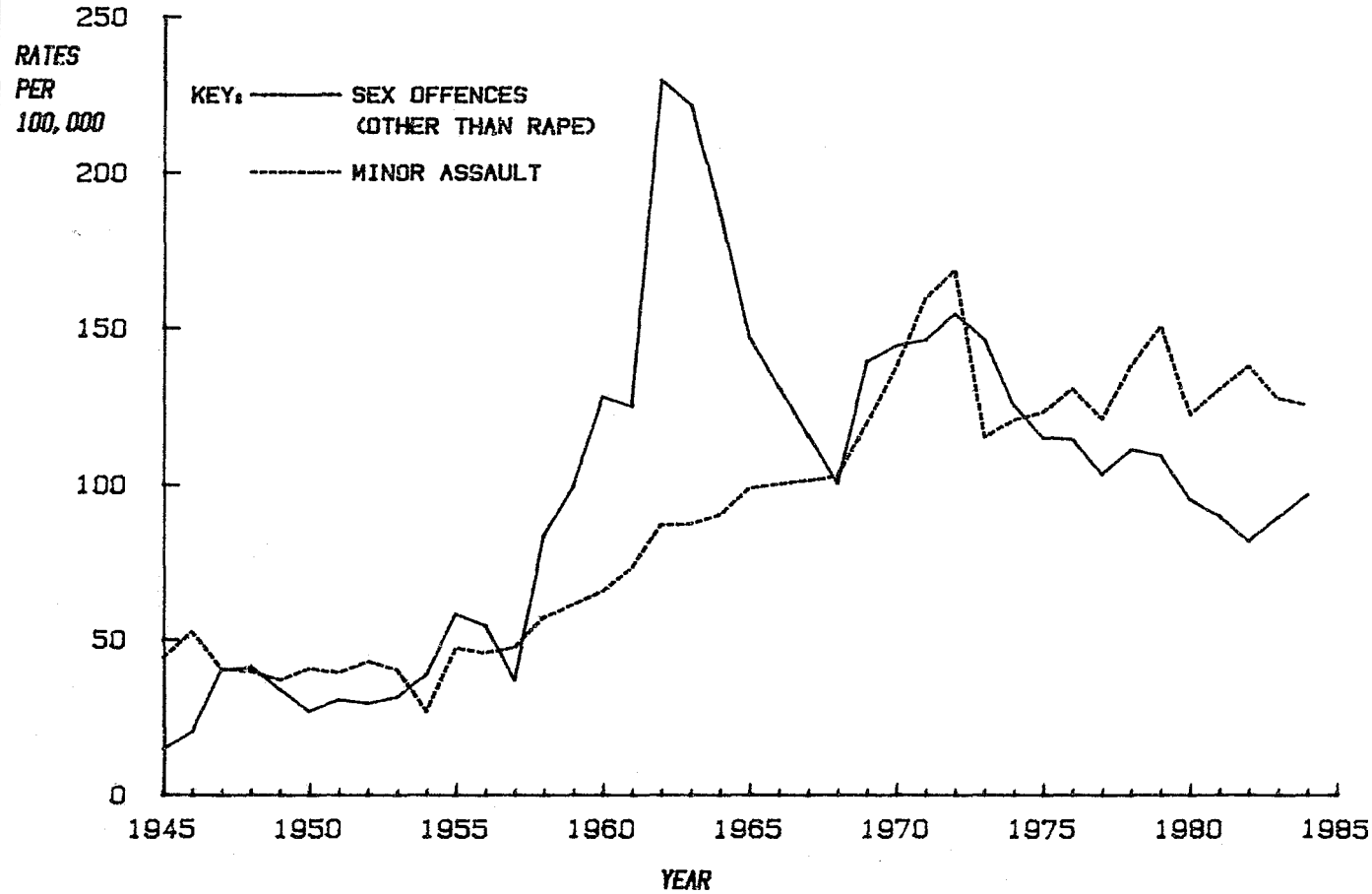
## OTHER OFFENCES: PROSTITUTION AND FIREARMS

NOTE: NO FIGURES FOR 1966, 1967.



# OTHER OFFENCES: SEX OFFENCES AND MINOR ASSAULTS

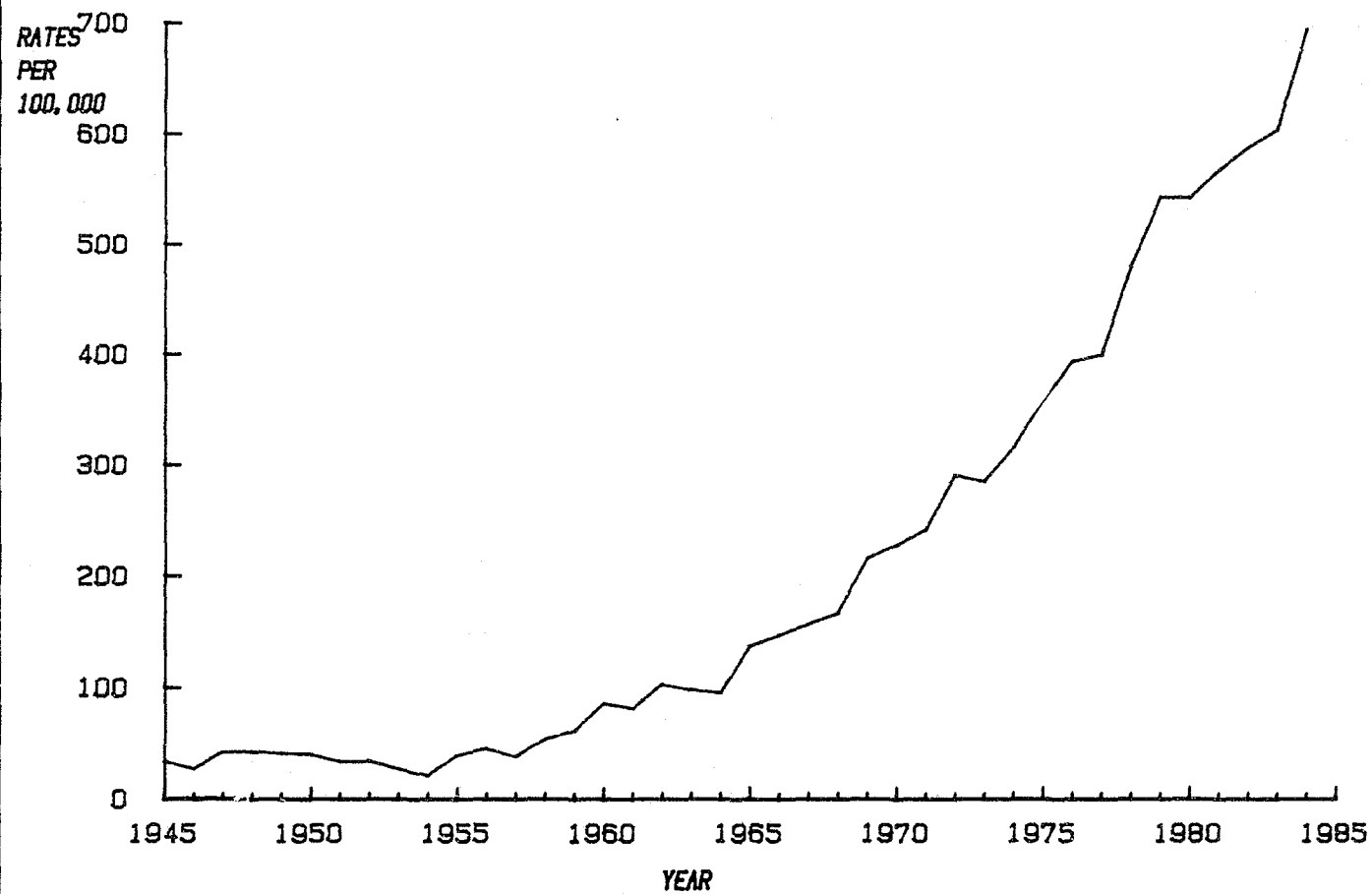
NOTE: NO FIGURES FOR 1986, 1987.





## OTHER OFFENCES: PROPERTY DAMAGE

NOTE: NO FIGURES FOR 1966, 1967.



## VALUE OF PROPERTY STOLEN AND DAMAGED

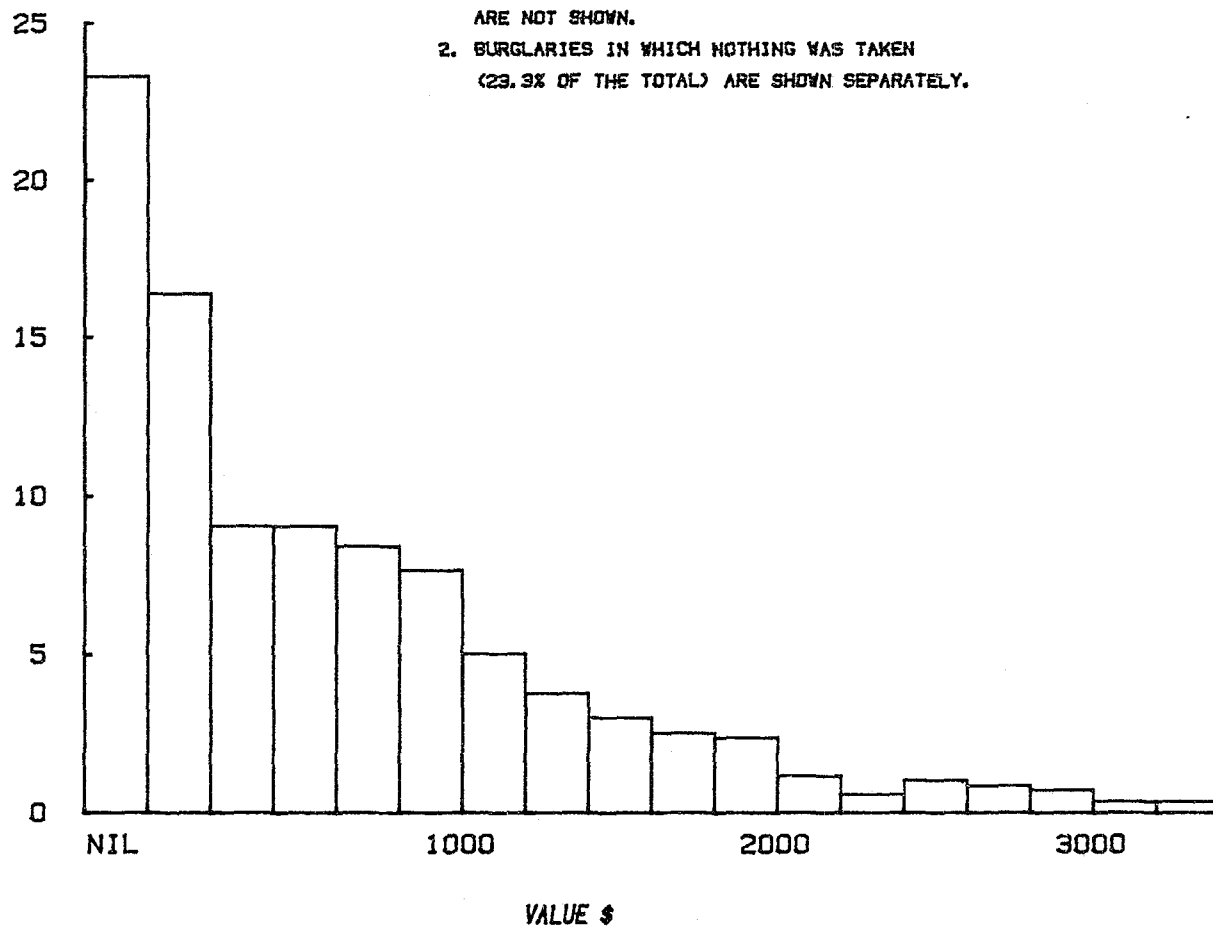
As explained in the Introduction, samples of crime reports received at the Statistics Section have been used to estimate the distribution of the value of property stolen and damaged in some of the more common offences. For each offence, the approximate median and average values are given, together with an estimate of the total for the State, based on the number of offences recorded in the Statistical Review.

The values shown on crime reports are usually based only on an initial assessment of the property stolen or damaged, and later corrections to the values may not be reported. In addition, estimates based on samples may be affected by sampling errors, particularly in the higher value ranges where small numbers of cases can have a disproportionate effect on the total and average values.

BURGLARY	<ul style="list-style-type: none"><li>- Houses : Median \$450; Average \$926. State total about \$47 million.</li><li>- Other: Median \$130; Average \$681. State total about \$22 million.</li></ul>
THEFT	<ul style="list-style-type: none"><li>- Bicycles: Median \$150; Average \$184. State total about \$2.2 million.</li><li>- From Motor Vehicles: Median \$150, Average \$264. State total about \$8.7 million.</li><li>- Shoplifting: Median \$18, Average \$120. State total about \$1.5 million.</li><li>- Other: Median \$150; Average \$375. State total about \$13 million.</li></ul>
MOTOR VEHICLE THEFT	<ul style="list-style-type: none"><li>- Median \$1,500; Average \$3,330. State total about \$72 million.</li></ul>
FRAUD	<ul style="list-style-type: none"><li>- Median \$120; Average \$703. State total about \$13 million.</li></ul>
ARSON	<ul style="list-style-type: none"><li>- Median \$700; Average \$8,196. State total about \$11 million.</li></ul>
WILFUL DAMAGE	<ul style="list-style-type: none"><li>- Median \$60; Average \$186. State total about \$4.4 million.</li></ul>

*DISTRIBUTION OF VALUES  
HOUSE BURGLARIES*

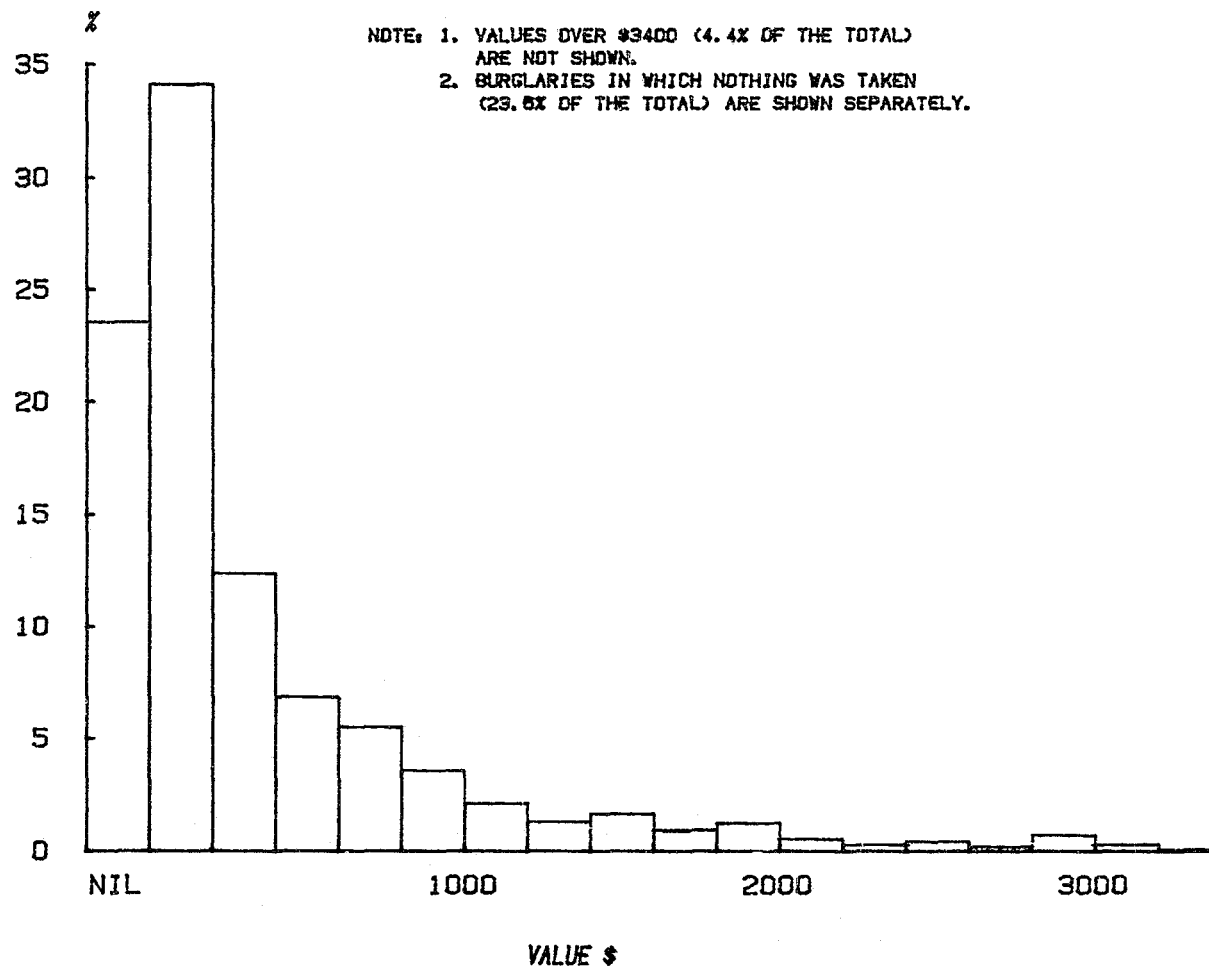
NOTE: 1. VALUES OVER \$3400 (3.0% OF THE TOTAL)  
ARE NOT SHOWN.  
2. BURGLARIES IN WHICH NOTHING WAS TAKEN  
(29.3% OF THE TOTAL) ARE SHOWN SEPARATELY.



# DISTRIBUTION OF VALUES

## OTHER BURGLARIES

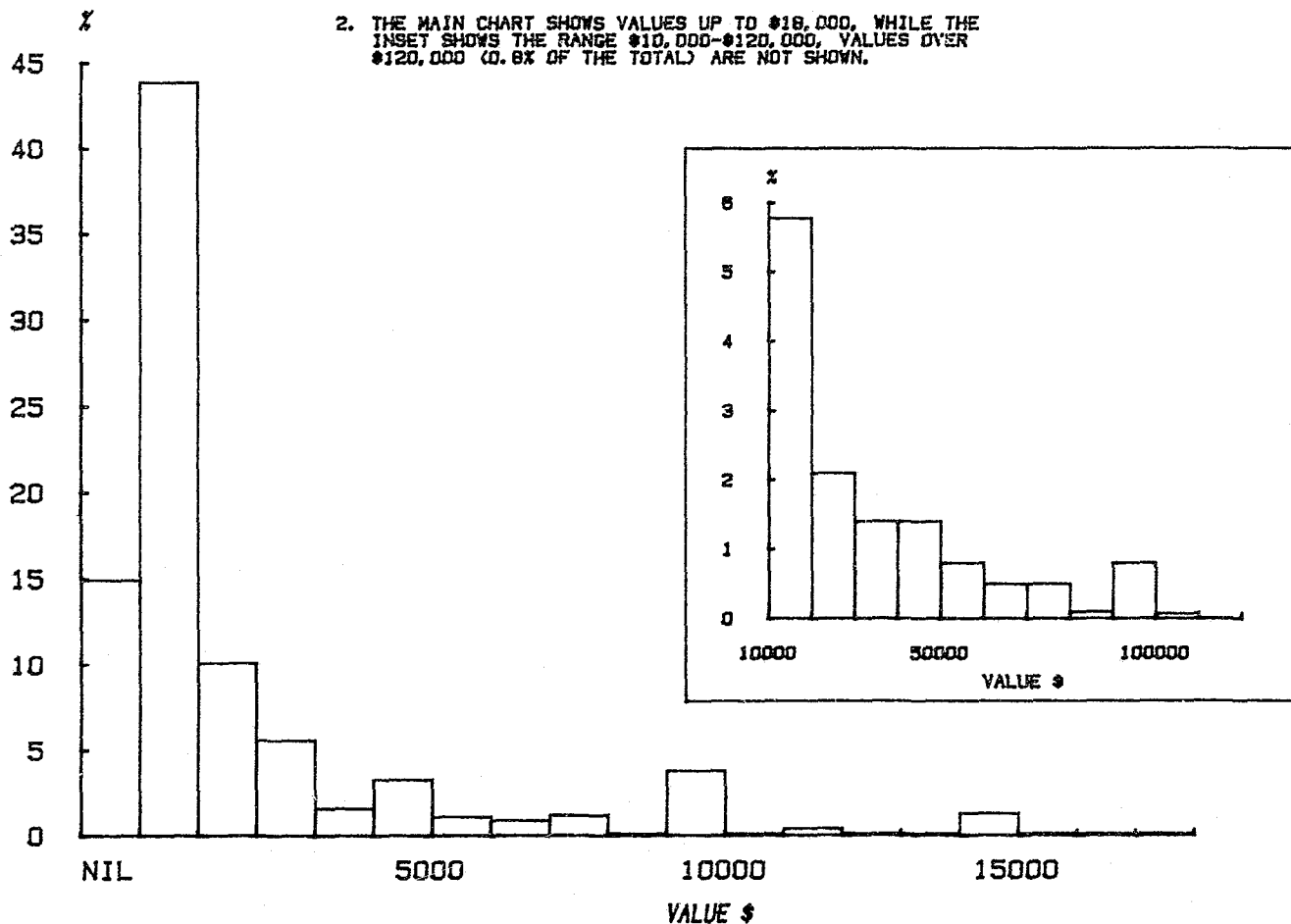
- NOTE: 1. VALUES OVER \$3400 (4.4% OF THE TOTAL) ARE NOT SHOWN.  
2. BURGLARIES IN WHICH NOTHING WAS TAKEN (29.6% OF THE TOTAL) ARE SHOWN SEPARATELY.



# DISTRIBUTION OF VALUES ARSON

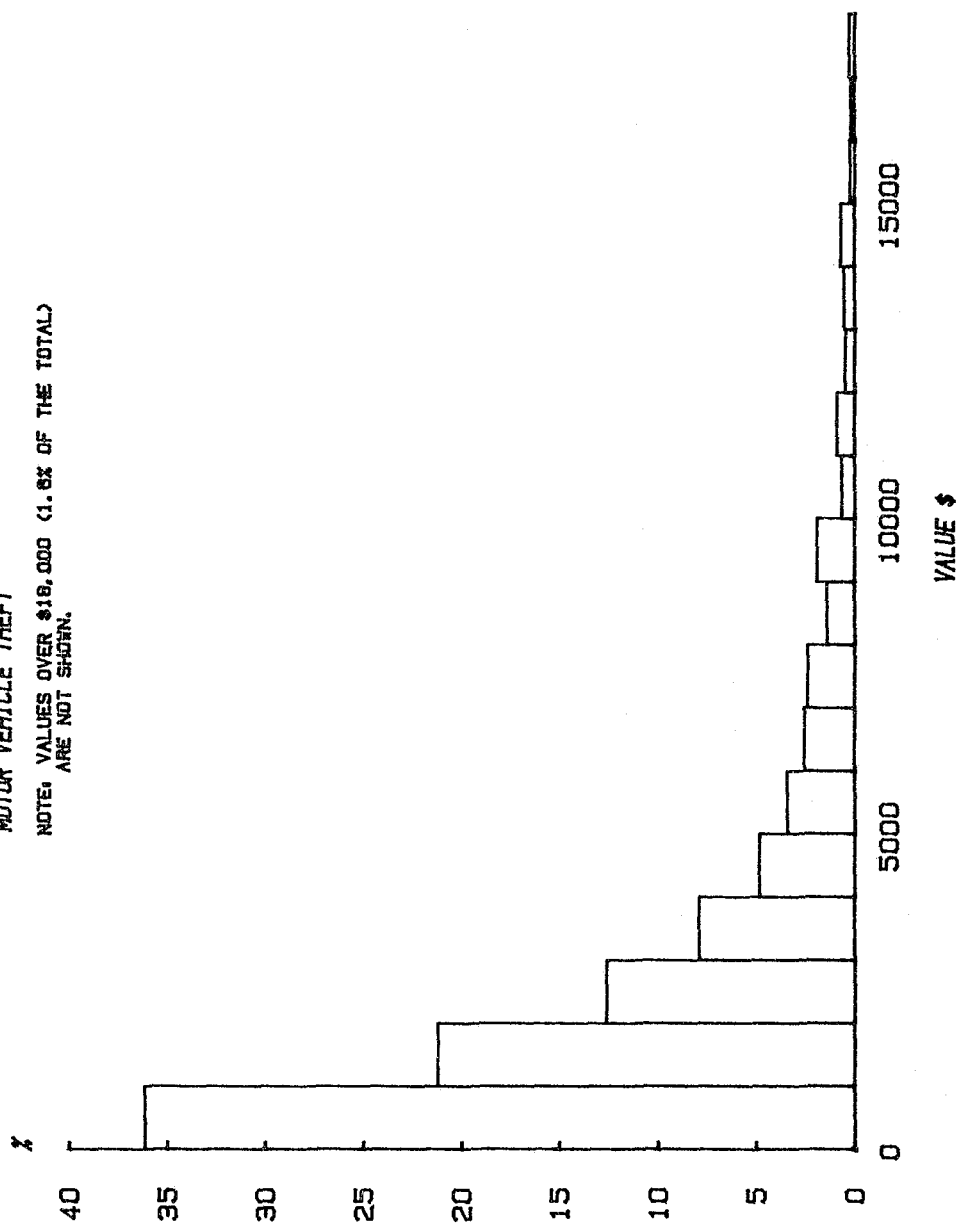
NOTES: 1. FIRES THAT DESTROYED NOTHING OF VALUE (14.8% OF THE TOTAL) ARE SHOWN SEPARATELY.

2. THE MAIN CHART SHOWS VALUES UP TO \$18,000, WHILE THE INSET SHOWS THE RANGE \$10,000-\$120,000. VALUES OVER \$120,000 (0.8% OF THE TOTAL) ARE NOT SHOWN.



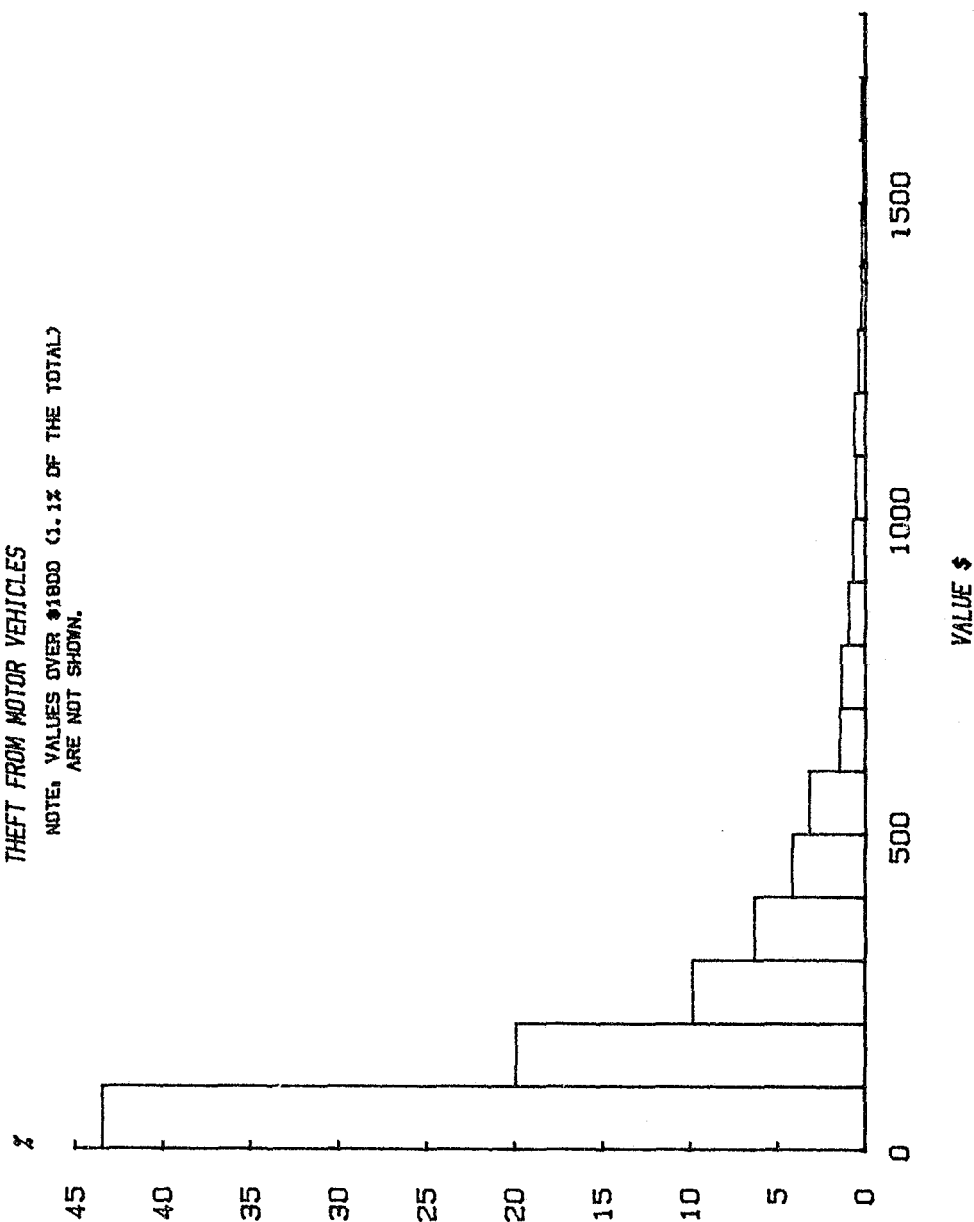
# DISTRIBUTION OF VALUES MOTOR VEHICLE THEFT

NOTE: VALUES OVER \$18,000 (1.8% OF THE TOTAL)  
ARE NOT SHOWN.



# DISTRIBUTION OF VALUES THEFT FROM MOTOR VEHICLES

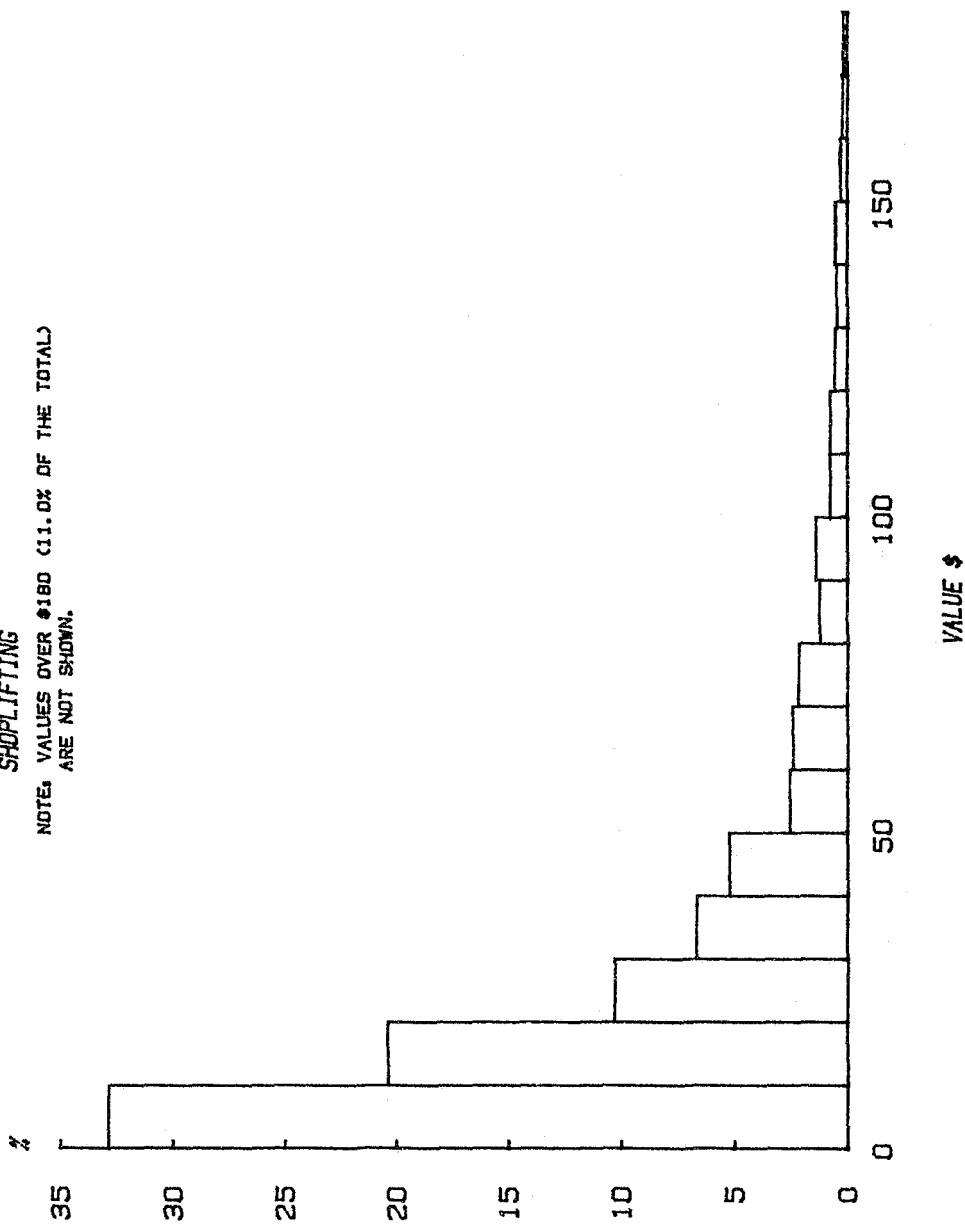
NOTE: VALUES OVER \$1800 (1.1% OF THE TOTAL)  
ARE NOT SHOWN.



# DISTRIBUTION OF VALUES

## SHOPLIFTING

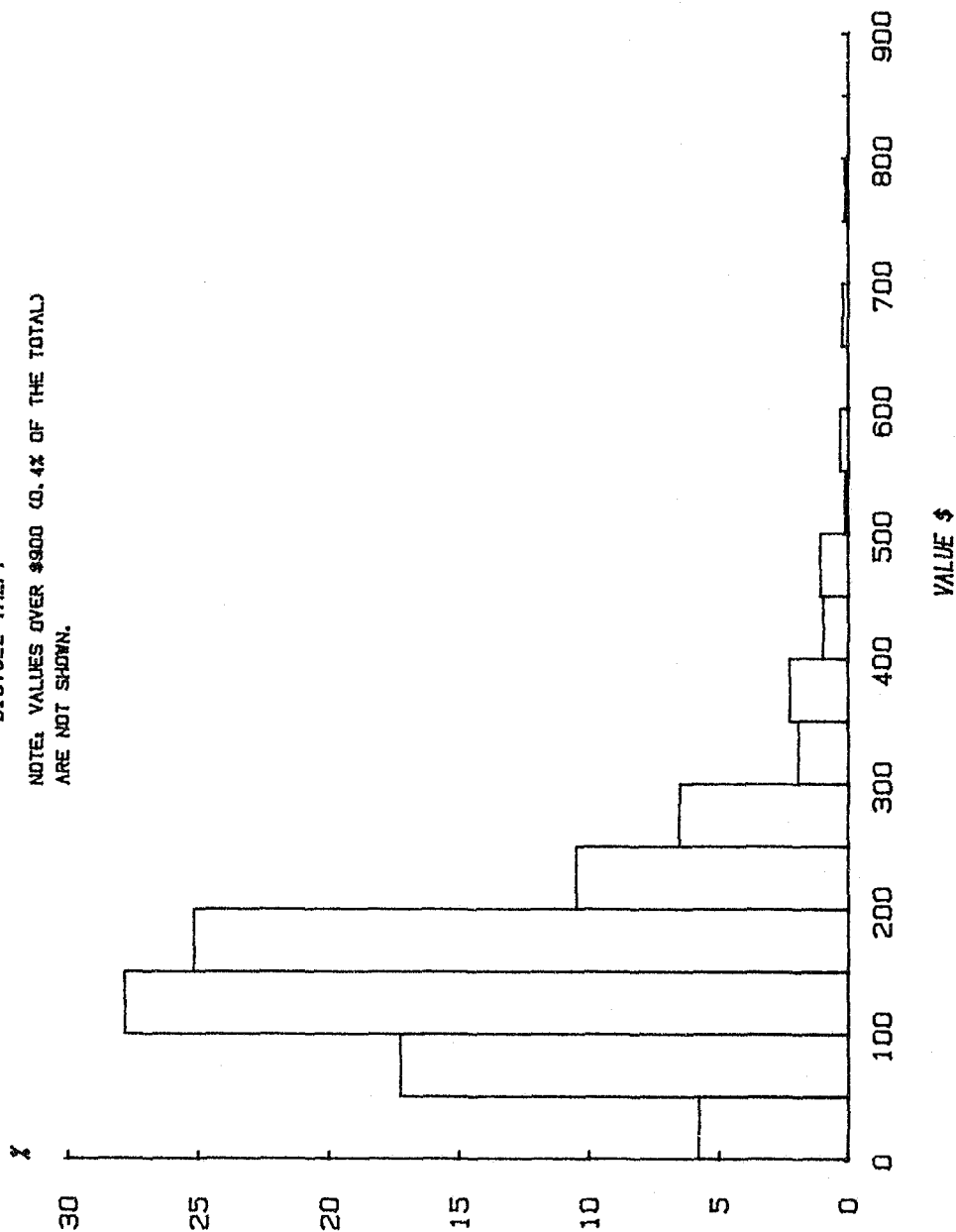
NOTE: VALUES OVER \$180 (11.0% OF THE TOTAL) ARE NOT SHOWN.





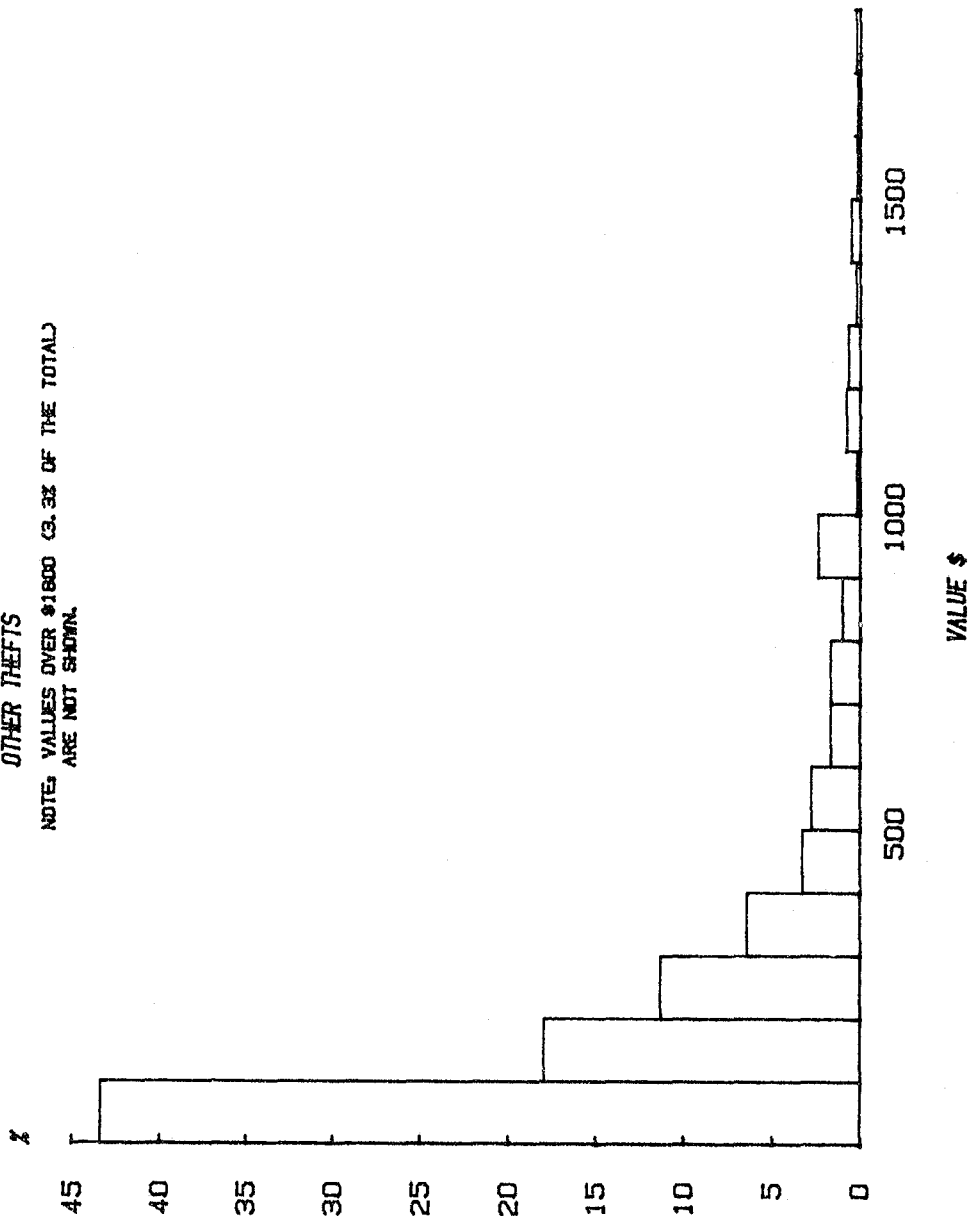
# DISTRIBUTION OF VALUES BICYCLE THEFT

NOTE: VALUES OVER \$900 (0.4% OF THE TOTAL)  
ARE NOT SHOWN.



# DISTRIBUTION OF VALUES OTHER THEFTS

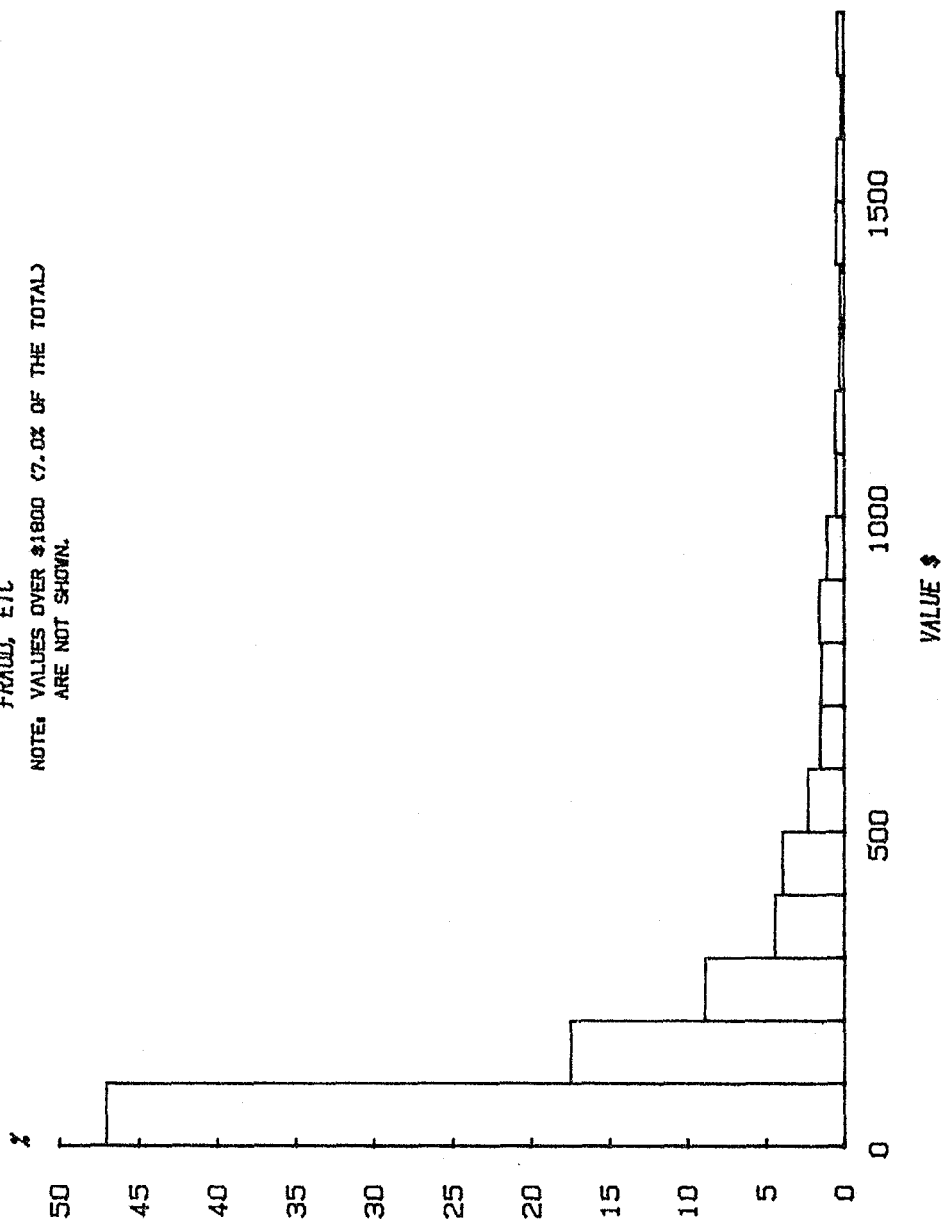
NOTE: VALUES OVER \$1800 (3.3% OF THE TOTAL)  
ARE NOT SHOWN.



DISTRIBUTION OF VALUES

FRAUD, ETC

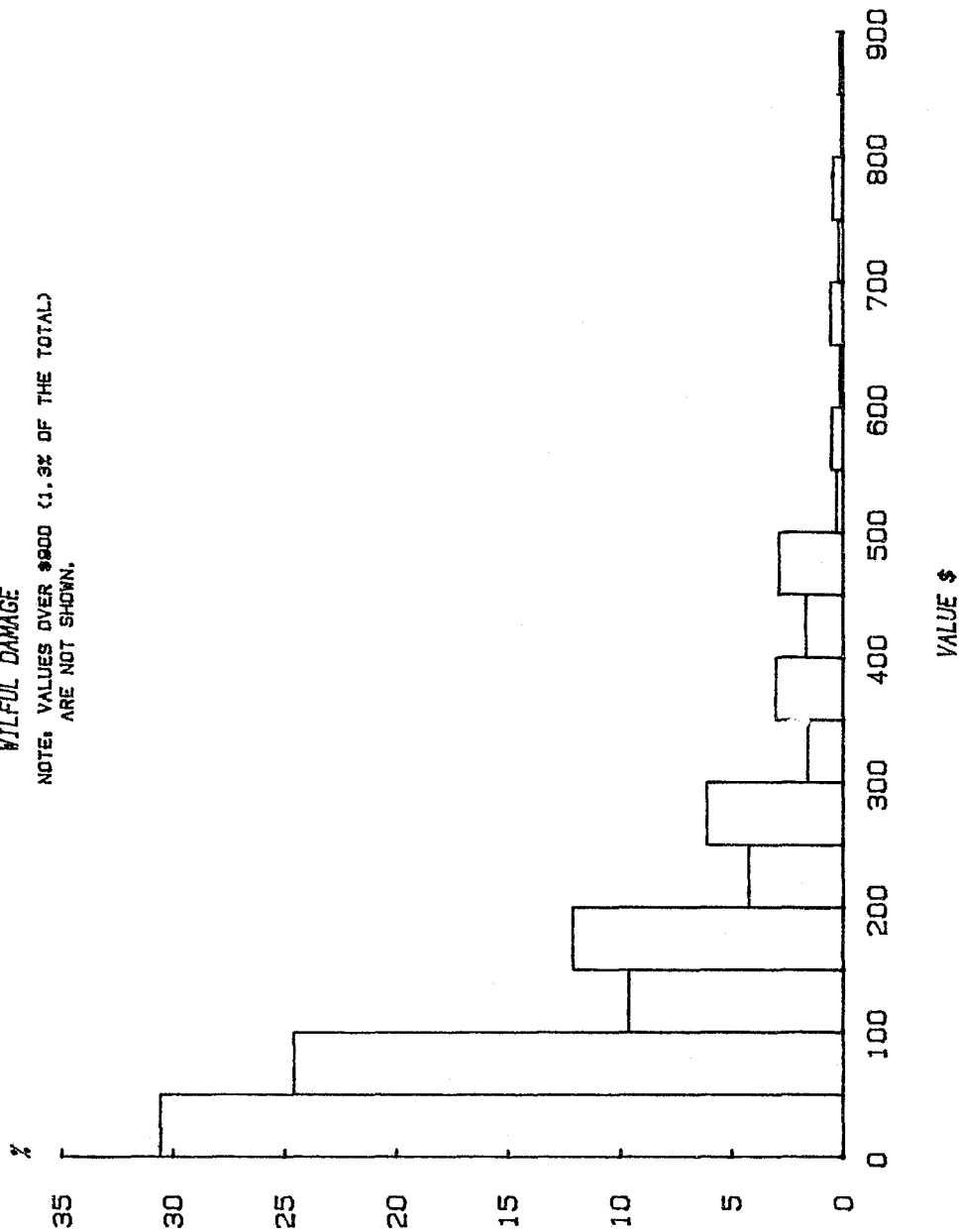
NOTE: VALUES OVER \$1800 (7.0% OF THE TOTAL)  
ARE NOT SHOWN.



# DISTRIBUTION OF VALUES

## WILFUL DAMAGE

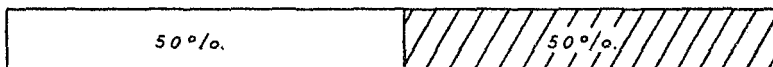
NOTE: VALUES OVER \$900 (1.3% OF THE TOTAL)  
ARE NOT SHOWN.



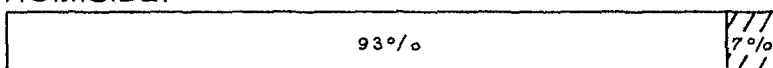
# ANALYSIS BY SEX PEOPLE PROCEEDED AGAINST

MALE:  FEMALE: 

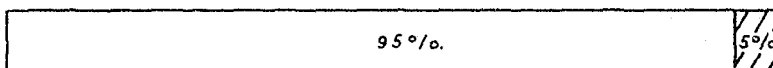
## POPULATION OF VICTORIA:



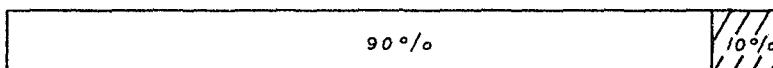
## HOMICIDE:



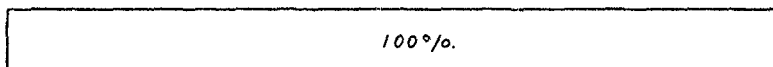
## SERIOUS ASSAULT:



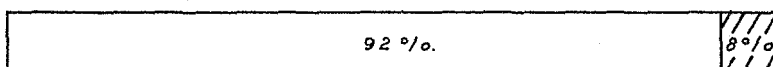
## ROBBERY:




## RAPE:



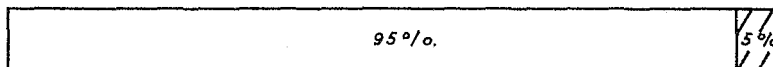
## BURGLARY:



## THEFT:



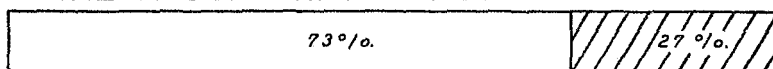
## MOTOR VEHICLE THEFT:



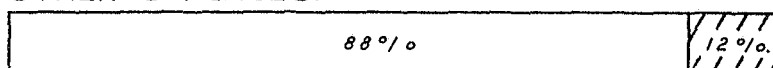
## FRAUD ETC:




## TOTAL MAJOR CRIME INDEX:

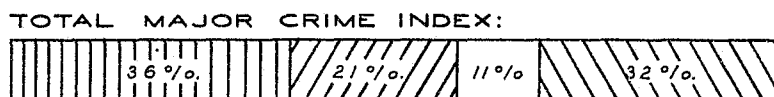
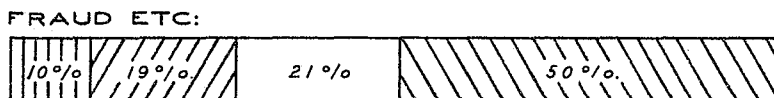
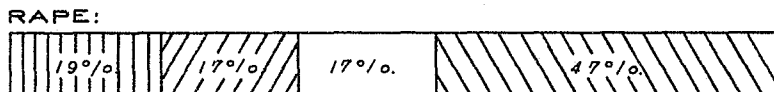
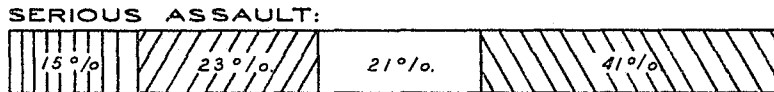


## OTHER OFFENCES:



# ANALYSIS BY AGE PEOPLE PROCEEDED AGAINST

JUVENILES:  AGES 17-20  AGES 21-24  AGES 25 & OVER 



# AGES OF PEOPLE PROCEEDED AGAINST FOR MAJOR CRIME INDEX OFFENCES

MAJOR CRIME INDEX OFFENCE GROUP	TOTAL NUMBER OF OFFENDERS	MALES				FEMALES			
		JUVENILES	AGES 17 TO 20	AGES 21 TO 24	AGES 25 & OVER	JUVENILES	AGES 17 TO 20	AGES 21 TO 24	AGES 25 & OVER
1. HOMICIDE.	81	6	13	10	46	-	-	2	4
2. SERIOUS ASSAULTS.	1,154	158	259	227	449	16	9	11	25
3. ROBBERY.	380	77	99	79	86	9	10	12	8
4. RAPE.	126	24	22	22	58	-	-	-	-
5. BURGLARY.	5,694	2,505	1,240	666	848	152	107	82	94
6. THEFT.	15,423	3,713	1,829	841	2,885	1,919	756	576	2,904
7. MOTOR VEHICLE THEFT.	2,701	1,223	969	184	199	63	31	14	18
8. FRAUD ETC.	2,407	165	314	363	881	83	152	130	319
TOTALS	27,966	7,871	4,745	2,392	5,452	2,242	1,065	827	3,372

YOUNG OFFENDER TRENDS 1975-1984

THIS TABLE SHOWS THE PERCENTAGE OF PEOPLE PROCEEDED AGAINST FOR MAJOR CRIME INDEX OFFENCES WHO WERE UNDER 21, FOR EACH OF THE LAST TEN YEARS, AS WELL AS THE TEN YEAR AVERAGE.

OFFENCE	1975	1976	1977	1978	1979	1980	1981	1982	1983	1984	TEN YEAR AVERAGE
HOMICIDE	13.51	18.60	26.31	20.93	21.77	16.83	22.91	25.30	27.58	23.45	21.70
SERIOUS ASSAULT	39.75	35.48	38.13	34.16	42.32	44.16	45.22	44.47	39.13	38.30	40.27
ROBBERY	64.96	59.45	59.45	52.72	52.41	58.89	62.62	60.68	58.46	51.31	57.87
RAPE	59.18	53.37	38.73	40.70	46.56	35.04	34.16	38.29	34.09	36.50	42.09
BURGLARY	80.89	80.83	78.29	80.51	77.88	77.05	79.28	76.29	73.72	70.32	77.21
THEFT	56.20	58.75	53.96	56.80	55.40	53.73	59.67	58.63	53.28	53.27	56.02
MOTOR VEHICLE THEFT	83.43	84.30	83.22	85.39	83.24	84.29	84.17	82.64	79.80	84.63	83.57
FRAUD ETC.	31.04	32.00	30.51	31.05	29.62	30.97	32.46	35.40	28.64	29.66	31.08
MAJOR CRIME INDEX TOTAL	61.22	62.51	59.20	61.31	59.37	48.21	62.69	62.14	57.59	56.93	61.74



## PREVIOUSLY KNOWN MAJOR CRIME INDEX OFFENDERS

NOTE: THE FIGURES IN BRACKETS REPRESENT THE TOTAL NUMBER OF PEOPLE IN EACH GROUP PROCEEDED AGAINST FOR THE VARIOUS OFFENCES. FOR INSTANCE OF THE 158 MALE JUVENILES PROCEEDED AGAINST FOR SERIOUS ASSAULTS 67 WERE PREVIOUSLY KNOWN.

MAJOR CRIME INDEX OFFENCE GROUP.	TOTAL NUMBER OF OFFENDERS	MALES.				FEMALES.			
		JUVENILES.	AGES. 17 TO 20.	AGES. 21 TO 24	AGES. 25 & OVER.	JUVENILES.	AGES. 17 TO 20.	AGES. 21 TO 24	AGES. 25 & OVER.
1. HOMICIDE.	81	4 (6)	8 (13)	9 (10)	27 (46)	- (-)	- (-)	1 (2)	2 (4)
2. SERIOUS ASSAULTS.	1,154	67 (158)	171 (259)	164 (227)	286 (449)	3 (16)	5 (9)	6 (11)	7 (25)
3. ROBBERY.	380	41 (77)	73 (99)	61 (79)	76 (86)	7 (9)	8 (10)	7 (12)	7 (8)
4. RAPE.	126	14 (24)	13 (22)	16 (22)	43 (58)	- (-)	- (-)	- (-)	- (-)
5. BURGLARY.	5,694	1047 (2505)	849 (1240)	490 (666)	809 (848)	33 (152)	60 (107)	65 (82)	58 (94)
6. THEFT.	15,423	975 (3713)	818 (1829)	534 (841)	1402 (2885)	170 (1919)	163 (756)	205 (576)	846 (2904)
7. MOTOR VEHICLE THEFT.	2,701	699 (1223)	640 (969)	153 (184)	167 (199)	26 (63)	14 (31)	8 (14)	13 (18)
8. FRAUD ETC.	2,407	58 (165)	144 (314)	232 (363)	512 (881)	16 (83)	39 (152)	58 (130)	113 (319)
TOTALS:	27,966	2905	2716	1659	3322	255	289	350	1046

## FOREIGN MIGRANTS PROCEEDED AGAINST FOR MAJOR CRIME INDEX OFFENCES

NOTE: THE FIGURES IN BRACKETS REPRESENT THE TOTAL NUMBER OF PEOPLE IN EACH GROUP PROCEEDED AGAINST. FOR INSTANCE OF THE 158 JUVENILES PROCEEDED AGAINST FOR SERIOUS ASSAULT 16 WERE FOREIGN MIGRANTS

MAJOR CRIME INDEX OFFENCE GROUP.	TOTAL NUMBER OF OFFENDERS	MALES				FEMALES			
		JUVENILES	AGES 17 TO 20	AGES 21 TO 24	AGES 25 & OVER	JUVENILES	AGES 17 TO 20	AGES 21 TO 24	AGES 25 & OVER
1. HOMICIDE.	81	- (6)	- (13)	1 (10)	15 (46)	- (-)	- (-)	- (2)	1 (4)
2. SERIOUS ASSAULTS	1,154	16 (156)	28 (259)	17 (227)	103 (449)	- (16)	1 (9)	- (11)	5 (25)
3. ROBBERY.	380	8 (77)	6 (99)	5 (79)	6 (86)	1 (9)	- (10)	- (12)	- (8)
4. RAPE.	126	- (24)	2 (22)	2 (22)	11 (58)	- (-)	- (-)	- (-)	- (-)
5. BURGLARY.	5,694	94 (2505)	72 (1240)	63 (666)	109 (848)	1 (152)	3 (107)	2 (82)	3 (94)
6. THEFT.	15,423	279 (3713)	154 (1829)	98 (841)	944 (2885)	88 (1919)	85 (756)	103 (576)	1188 (2904)
7. MOTOR VEHICLE THEFT	2,701	39 (1223)	52 (969)	8 (184)	22 (199)	- (63)	1 (31)	- (14)	- (18)
8. FRAUD ETC	2,407	14 (165)	27 (314)	48 (363)	187 (881)	6 (83)	12 (152)	16 (130)	80 (319)
TOTALS	27,966	450	341	242	1,397	96	102	121	1,277

# OFFENCES REPORTED AND CLEARED

TYPE OF OFFENCE	OFFENCES REPORTED		CHANGE	OFFENCES CLEARED		
				TOTAL	CLEARED	NO OFFENCE
	1983	1984		1983	1984	1984
<u>HOMICIDE</u>						
Murder	64	68	+ 4	56	56	-
Attempted Murder	56	46	- 10	58	45	2
Manslaughter	4	7	+ 3	4	7	-
Infanticide	-	-	-	-	-	-
TOTAL	124	121	- 3	118	106	2
<u>SERIOUS ASSAULT</u>						
(for minor assaults see page 54 )						
On Police -grievous bodily harm	9	8	- 1	9	7	-
Actual bodily harm -by kicking	6	14	+ 8	5	14	-
-with knife	-	2	+ 2	-	2	-
-with other weapons	8	15	+ 7	5	14	-
-other	63	42	- 21	55	40	-
SUB-TOTAL	86	81	- 5	74	77	-
On civilians -grievous bodily harm	331	369	+ 38	231	261	30
Actual bodily harm -by kicking	209	285	+ 76	133	179	16
-with knife	65	60	- 5	37	43	7
-with other weapons	353	363	+ 10	213	216	21
-other	1,169	1,154	- 15	691	708	90
SUB-TOTAL	2,127	2,231	+104	1,305	1,407	164
TOTAL	2,213	2,312	+ 99	1,379	1,484	164
<u>ROBBERY</u>						
With firearm	560	465	- 95	165	108	4
With other weapon	272	250	- 22	89	108	5
Assault and robbery	701	797	+ 96	157	178	27
Menaces and threats	19	49	+ 30	3	23	1
Other	44	28	- 16	14	7	1
TOTAL	1,596	1,589	- 7	428	424	38
<u>RAPE</u>						
On Females -Rape	326	381	+ 55	245	303	168
-Attempted rape	73	76	+ 3	36	56	16
-Accessory to rape	7	1	- 6	7	1	-
On Males -Rape	105	40	- 65	98	34	10
-Attempted rape	2	-	- 2	1	-	-
-Accessory to rape	-	-	-	-	-	-
TOTAL	513	498	- 15	387	394	194

# PEOPLE PROCEEDED AGAINST

TOTAL (ALL AGES)						JUVENILES						AGES 17 TO 20						AGES 21 TO 24					
MALE			FEMALE			MALE			FEMALE			MALE			FEMALE			MALE			FEMALE		
Total	P.K.	F.M.	Total	P.K.	F.M.	Total	P.K.	F.M.	Total	P.K.	F.M.	Total	P.K.	F.M.	Total	P.K.	F.M.	Total	P.K.	F.M.	Total	P.K.	F.M.
41	27	8	2	2	-	2	2	-	-	-	-	7	5	-	-	-	-	7	6	1	1	1	-
27	16	8	4	1	1	4	2	-	-	-	-	4	1	-	-	-	-	3	3	-	1	-	-
7	5	-	-	-	-	-	-	-	-	-	-	2	2	-	-	-	-	-	-	-	-	-	-
-	-	-	-	-	-	-	-	-	-	-	-	-	-	-	-	-	-	-	-	-	-	-	-
75	48	16	6	3	1	6	4	-	-	-	-	13	8	-	-	-	-	10	9	1	2	1	-
5	4	-	-	-	-	-	-	-	-	-	-	1	-	-	-	-	-	3	3	-	-	-	-
7	7	-	-	-	-	1	1	-	-	-	-	3	3	-	-	-	-	1	1	-	-	-	-
2	2	1	-	-	-	-	-	-	-	-	-	-	-	-	-	-	-	1	1	-	-	-	-
7	6	-	-	-	-	-	-	-	-	-	-	2	2	-	-	-	-	-	-	-	-	-	-
23	16	2	2	1	-	2	1	-	-	-	-	7	4	-	1	-	-	5	5	1	-	-	-
44	35	3	2	1	-	3	2	-	-	-	-	13	9	-	1	-	-	10	10	1	-	-	-
193	134	33	10	6	-	24	12	3	2	-	-	43	33	5	2	1	-	40	32	4	2	2	-
153	95	22	6	2	1	24	7	4	2	-	-	50	30	4	2	1	-	38	32	1	1	1	-
23	17	5	4	2	-	4	2	-	-	-	-	4	2	-	-	-	-	2	2	-	2	2	-
143	81	24	13	3	2	21	11	3	2	-	-	36	26	7	2	1	-	22	12	1	2	1	-
337	326	77	26	7	3	82	33	6	10	3	-	113	71	12	2	2	1	115	76	10	4	-	-
1042	653	161	59	20	6	155	65	16	16	3	-	246	162	28	8	5	1	217	154	16	11	6	-
1093	688	164	61	21	6	158	67	16	16	3	-	259	171	28	9	5	1	227	164	17	11	6	-
89	69	9	8	6	1	9	3	1	3	3	1	20	13	-	2	1	-	22	17	3	2	1	-
82	63	3	9	8	-	23	17	1	2	2	-	23	16	1	1	1	-	20	16	1	2	1	-
146	107	13	19	12	-	37	19	6	4	2	-	48	39	5	6	5	-	34	27	1	8	5	-
18	8	-	1	1	-	7	2	-	-	-	-	6	3	-	-	-	-	2	1	-	-	-	-
6	4	-	2	2	-	1	-	-	-	-	-	2	2	-	1	1	-	1	-	-	-	-	-
341	251	25	39	29	1	77	41	8	9	7	1	99	73	6	10	8	-	79	61	5	12	7	-
79	58	11	-	-	-	8	7	-	-	-	-	14	9	1	-	-	-	13	9	1	-	-	-
32	18	4	-	-	-	12	5	-	-	-	-	6	3	1	-	-	-	7	5	1	-	-	-
1	-	-	-	-	-	-	-	-	-	-	-	1	-	-	-	-	-	-	-	-	-	-	-
14	10	-	-	-	-	4	2	-	-	-	-	1	1	-	-	-	-	2	2	-	-	-	-
-	-	-	-	-	-	-	-	-	-	-	-	-	-	-	-	-	-	-	-	-	-	-	-
-	-	-	-	-	-	-	-	-	-	-	-	-	-	-	-	-	-	-	-	-	-	-	-
126	86	15	-	-	-	24	14	-	-	-	-	22	13	2	-	-	-	22	16	2	-	-	-

# OFFENCES REPORTED AND CLEARED

TYPE OF OFFENCE		OFFENCES REPORTED		CHANGE	OFFENCES CLEARED		
					TOTAL	CLEARED	NO OFFENCE
					1983	1984	1984
<u>BURGLARY</u>							
Commercial	- Banks	40	23	- 17	2	5	-
	- Factories	2,627	2,152	-475	355	218	14
	- Offices	3,370	2,795	-575	446	287	12
	- Service Stations	893	729	-164	121	82	5
	- Shops: smash and grab	464	296	-168	76	39	-
	- Shops: other	8,042	8,834	+792	1,179	1,287	30
	- Stores and Warehouses	538	473	- 65	61	73	2
	- Other commercial premises	3,699	2,704	-995	514	309	11
	SUB-TOTAL	19,673	18,006	-1667	2,754	2,300	74
Residential	-Homes: aggravated burglary	180	203	+ 23	53	82	11
	- Homes: holiday homes	380	489	+109	24	51	-
	- Homes: other	45,844	50,398	+4554	4,773	4,932	357
	- Hotels, motels, hostels, guest-houses	428	479	+ 51	63	66	9
	- Private garages and sheds	2,596	3,224	+628	210	309	43
	- Other dwellings	400	525	+125	38	54	4
	SUB-TOTAL	49,828	55,318	+5490	5,161	5,494	424
Other	- Buildings under construction, unoccupied buildings	1,045	1,553	+508	54	89	14
	- Government, public and municipal buildings	1,315	1,589	+274	164	192	8
	- Recreation premises, halls, sports grounds	2,281	2,030	-251	456	337	5
	- Schools and educational institutions	3,769	3,947	+178	844	788	8
	- Other buildings	662	595	- 67	135	85	5
	SUB-TOTAL	9,072	9,714	+642	1,653	1,491	40
TOTAL		78,573	83,038	+4465	9,568	9,285	536

PEOPLE PROCEEDED AGAINST

[illegible]

# OFFENCES REPORTED AND CLEARED

TYPE OF OFFENCE			OFFENCES REPORTED		CHANGE	OFFENCES CLEARED		
						TOTAL CLEARED		NO OFFENCE
			1983	1984		1983	1984	1984
<u>THEFT</u>								
Theft of								
Animals	- stock	453	565	+ 112	94	116	90	
	- other	311	340	+ 29	55	45	26	
Bicycles		11,837	11,947	+ 110	654	693	191	
Boats		283	272	- 11	31	39	12	
Caravans and trailers		815	897	+ 82	58	65	30	
Recreation vehicles, tractors, etc.		84	12	- 72	23	7	-	
SUB-TOTAL		13,783	14,033	+ 250	915	1,165	349	
<u>From Commercial Premises</u>								
Factories		381	448	+ 67	72	58	19	
Offices		1,206	1,318	+ 112	129	138	21	
Service Stations		1,354	1,319	- 35	284	267	121	
Shops - shoplifting		10,779	12,632	+1853	9,458	11,275	23	
- other		2,797	3,661	+ 864	281	341	62	
Stores and Warehouses		141	184	+ 43	29	21	2	
Other commercial premises		3,169	3,182	+ 13	542	511	76	
SUB-TOTAL		19,827	22,744	+2917	10,795	12,611	324	
<u>From Residential Premises</u>								
Homes		1,662	1,781	+ 119	476	488	136	
Hotels, motels, hostels, guest-houses		349	255	- 94	64	58	10	
Private garages, sheds, verandahs, letter boxes, yards		7,046	7,429	+ 383	553	603	116	
Clothes lines and laundries		1,847	1,727	- 120	101	100	13	
Other residential premises		231	249	+ 18	38	35	4	
SUB-TOTAL		11,135	11,441	+ 306	1,232	1,284	279	
<u>From other places</u>								
Buildings under construction, unoccupied buildings		1,108	1,513	+ 405	89	112	26	
Government, public and municipal buildings		1,313	1,397	+ 84	217	209	26	
Motor vehicles		29,487	33,016	+3529	3,458	3,522	142	
Recreation premises, halls, sports grounds		1,487	1,141	- 346	219	177	24	
Schools and educational institutions		1,365	1,493	+ 128	206	165	25	
Other public places		2,777	2,717	- 60	515	422	68	
Theft not included in other headings		1,091	681	- 210	310	186	22	
SUB-TOTAL		38,628	42,158	+3530	5,014	4,793	333	
From the Person		1,075	1,456	+ 381	144	150	14	
TOTAL		84,448	91,832	+7384	18,100	20,003	1,299	

# PEOPLE PROCEEDED AGAINST

TOTAL (ALL AGES)						JUVENILES						AGES 17 TO 20						AGES 21 TO 24					
MALE			FEMALE			MALE			FEMALE			MALE			FEMALE			MALE			FEMALE		
Total	P.K.	F.M.	Total	P.K.	F.M.	Total	P.K.	F.M.	Total	P.K.	F.M.	Total	P.K.	F.M.	Total	P.K.	F.M.	Total	P.K.	F.M.	Total	P.K.	F.M.
25	14	2	2	-	-	6	3	-	2	-	-	-	-	-	-	-	-	4	2	-	-	-	-
23	12	1	3	1	-	14	8	-	-	-	-	3	2	1	3	1	-	3	1	-	-	-	-
430	183	21	12	5	1	326	118	15	9	4	1	65	38	-	1	-	-	17	13	2	-	-	-
26	14	-	-	-	-	13	3	-	-	-	-	4	3	-	-	-	-	3	3	-	-	-	-
16	9	3	2	1	-	-	-	-	-	-	-	2	2	-	-	-	-	2	1	-	-	-	-
4	2	-	-	-	-	1	1	-	-	-	-	1	1	-	-	-	-	1	-	-	-	-	-
524	234	27	19	7	1	360	133	15	11	4	1	75	46	1	4	1	-	30	20	2	-	-	-
51	24	7	1	-	-	13	3	1	-	-	-	12	4	2	-	-	-	7	4	1	-	-	-
63	42	8	7	3	-	20	12	1	1	1	-	14	8	3	2	-	-	6	5	1	1	1	-
114	72	10	13	10	1	29	15	1	-	-	-	44	25	4	3	3	-	20	16	3	2	1	-
4956	1573	1154	5777	1205	1436	1975	342	182	1798	129	82	478	158	75	664	121	82	275	141	49	510	156	98
139	67	20	51	25	8	60	20	11	11	3	1	31	11	1	7	4	-	23	16	4	10	6	2
13	8	-	-	-	-	3	2	-	-	-	-	1	1	-	-	-	-	1	-	-	-	-	-
335	159	31	45	18	3	82	31	11	10	3	1	109	43	5	19	4	-	56	36	2	7	4	1
5671	1945	1230	5894	1261	1448	2182	425	207	1820	136	84	689	250	90	695	132	82	388	218	60	530	168	101
182	121	9	45	26	2	65	29	2	11	5	1	45	27	2	11	6	-	35	31	-	14	10	1
37	13	3	7	4	1	5	3	-	1	1	1	21	4	1	4	3	1	7	2	2	2	2	-
261	120	10	25	8	2	97	32	2	6	1	-	66	26	3	5	-	-	42	31	1	7	6	-
32	16	1	9	4	-	14	5	1	7	2	-	6	2	-	1	1	-	7	5	-	1	1	-
9	7	-	3	1	-	1	1	-	1	-	-	3	2	-	2	1	-	2	2	-	-	-	-
521	277	23	89	43	5	182	70	5	26	9	2	141	61	6	24	11	1	93	71	3	24	19	1
94	45	11	7	1	2	21	-	-	-	-	-	11	7	-	-	-	-	17	8	1	-	-	-
135	60	7	11	4	3	47	16	1	3	-	1	26	9	2	5	2	1	23	16	1	1	1	-
1701	871	122	63	35	3	655	243	35	27	10	-	693	366	42	14	9	1	214	158	25	12	11	1
112	42	8	19	5	-	75	21	5	17	5	-	21	10	1	1	-	-	5	3	-	-	-	-
90	27	8	13	5	-	66	18	3	8	2	-	13	3	2	2	1	-	5	1	1	1	1	-
258	119	21	21	11	-	65	30	2	3	2	-	103	30	7	9	5	-	38	20	2	1	-	-
77	63	6	11	5	2	32	11	1	3	2	-	29	17	1	-	-	-	15	11	1	3	1	-
2467	1227	183	145	66	10	961	339	47	61	21	1	896	442	55	31	17	2	317	217	31	18	14	1
85	46	12	8	7	-	28	8	5	1	-	-	28	19	2	2	2	-	13	8	2	4	4	-
9268	3729	1475	6155	1384	1464	3713	975	279	1919	170	88	1829	818	154	756	163	85	841	534	98	576	205	103



# OFFENCES REPORTED AND CLEARED

TYPE OF OFFENCE	OFFENCES REPORTED		CHANGE	OFFENCES CLEARED		
				TOTAL	CLEARED	NO OFFENCE
	1983	1984		1983	1984	1984
<u>MOTOR VEHICLE THEFT</u>						
Cars and trucks	17,411	19,029	+1618	3,121	3,305	516
Motor cycles	1,438	1,474	+ 36	273	280	23
Attempts	822	1,180	+ 358	182	217	3
TOTAL	19,671	21,683	+2012	3,576	3,802	542
<u>DECEPTION AND CURRENCY OFFENCES</u>						
Credit Cards	3,109	4,923	+1814	2,374	4,661	6
Cheques	3,126	3,219	+ 93	2,363	2,793	98
Currency offences	6	51	+ 45	1	34	-
"Misappropriation"						
- company directors	1	12	+ 11	1	12	-
- employees	3,225	4,619	+1394	3,070	4,518	13
- other	156	7	- 149	154	9	2
Other deception	3,808	5,669	+1861	3,065	4,499	163
TOTAL	13,431	18,500	+5069	11,028	16,526	282

PEOPLE PROCEEDED AGAINST

TOTAL (ALL AGES)						JUVENILES						AGES 17 TO 20						AGES 21 TO 24					
MALE			FEMALE			MALE			FEMALE			MALE			FEMALE			MALE			FEMALE		
Total	P.K.	F.M.	Total	P.K.	F.M.	Total	P.K.	F.M.	Total	P.K.	F.M.	Total	P.K.	F.M.	Total	P.K.	F.M.	Total	P.K.	F.M.	Total	P.K.	F.M.
2247	1457	106	119	58	1	1049	603	31	57	24	-	859	571	47	31	14	1	157	130	7	14	8	-
214	126	9	4	-	-	133	69	6	4	-	-	67	43	3	-	-	-	12	12	-	-	-	-
114	76	6	3	3	-	41	27	2	2	2	-	43	26	2	-	-	-	15	11	1	-	-	-
2575	1659	121	126	61	1	1223	699	39	63	26	-	969	640	52	31	14	1	184	153	8	14	8	-
131	85	14	68	39	3	10	6	-	8	4	1	36	14	5	18	8	-	45	32	5	17	9	-
326	251	47	107	55	8	19	14	1	2	1	-	46	33	2	24	9	1	67	55	6	29	17	6
4	2	1	1	-	-	1	1	-	-	-	-	1	-	-	1	-	-	-	-	-	-	-	-
3	-	-	1	1	-	-	-	-	-	-	-	-	-	-	-	-	-	-	-	-	-	-	-
463	173	73	166	23	20	47	11	4	46	6	3	98	32	7	58	7	5	87	36	10	22	3	3
3	-	1	1	-	-	-	-	-	-	-	-	-	-	-	-	-	-	-	-	-	-	-	-
793	434	140	340	108	83	88	26	9	27	5	2	133	65	13	51	15	6	164	109	27	62	29	7
1723	946	276	684	226	114	165	58	14	83	16	6	314	144	27	152	39	12	363	232	48	130	58	16

# OFFENCES REPORTED AND CLEARED

TYPE OF OFFENCE		OFFENCES REPORTED		CHANGE	OFFENCES CLEARED		
					TOTAL CLEARED		NO OFFENCE
		1983	1984		1983	1984	
<u>OTHER OFFENCES: AGAINST THE PERSON</u>							
<u>MINOR ASSAULTS</u>							
On Police	- by kicking	236	160	- 76	233	160	-
	- with knife	24	14	- 10	24	13	-
	- with other weapon	83	77	- 6	81	73	-
	- other	896	746	- 150	892	742	-
On Civilians	- by kicking	427	423	- 4	254	263	27
	- with knife	156	153	- 3	87	90	14
	- with other weapon	607	710	+ 103	380	463	35
	- other	2,729	2,855	+ 126	1,521	1,580	191
SUB-TOTAL		5,158	5,138	- 20	3,472	3,384	267
<u>SEX OFFENCES</u>							
On Females	- sexual penetration under 10 years	42	17	- 25	42	17	1
	- sexual penetration 10 - 16 years	142	206	+ 64	135	188	9
	- sexual penetration 16 - 17 years	4	16	+ 12	4	15	1
	- gross indecency	8	24	+ 16	6	24	-
	- indecent assault	1,009	1,197	+ 178	583	824	52
	- indecent suggestions	-	-	-	-	-	-
On Males	- sexual penetration under 10 years	24	18	- 6	24	18	-
	- sexual penetration 10 - 16 years	87	104	+ 17	86	103	1
	- sexual penetration 16 - 17 years	-	-	-	-	-	-
	- gross indecency	37	106	+ 69	36	101	1
	- indecent assault	246	251	+ 5	200	246	4
	- indecent suggestions	1	-	- 1	-	-	-
Bestiality		11	4	- 7	10	4	-
Incest		198	135	- 63	195	130	7
Indecent objects, photographs publications		65	66	+ 1	60	61	-
Wilful exposure		1,737	1,812	+ 75	416	517	25
SUB-TOTAL		3,611	3,946	+ 335	1,797	2,248	101
<u>OTHERS</u>							
Abduction	- Family Law Act	-	-	-	-	-	-
	- For ransom	-	1	+ 1	-	1	-
	- Other	154	206	+ 52	100	161	25
Blackmail		24	19	- 5	18	14	5
Criminal damage endangering life	- Arson	-	1	+ 1	-	1	-
	- Other	-	1	+ 1	-	-	-
Culpable driving		39	25	- 14	38	20	-
Grievous bodily harm by motor vehicle		4	8	+ 4	4	7	-
Illtreatment of children		3	-	- 3	-	-	-
Other		54	140	+ 86	40	81	6
SUB-TOTAL		278	401	+ 123	200	285	36

PEOPLE PROCEEDED AGAINST

TOTAL (ALL AGES)						JUVENILES						AGES 17 TO 20						AGES 21 TO 24					
MALE			FEMALE			MALE			FEMALE			MALE			FEMALE			MALE			FEMALE		
Total	P.K.	F.M.	Total	P.K.	F.M.	Total	P.K.	F.M.	Total	P.K.	F.M.	Total	P.K.	F.M.	Total	P.K.	F.M.	Total	P.K.	F.M.	Total	P.K.	F.M.
73	49	9	13	6	-	9	7	-	-	-	-	23	13	1	4	2	-	15	8	-	3	-	-
7	5	2	-	-	-	-	-	-	-	-	-	-	-	-	-	-	-	2	1	-	-	-	-
39	30	4	6	2	1	-	-	-	-	-	-	9	8	1	1	-	-	9	7	-	2	2	-
416	285	47	36	20	1	28	22	2	-	-	-	124	82	8	10	4	-	114	82	6	8	6	-
214	120	23	16	6	-	58	26	5	7	2	-	70	42	3	6	3	-	42	31	3	3	1	-
44	20	14	5	2	1	10	3	-	-	-	-	10	4	3	1	-	-	5	4	1	1	1	-
268	148	55	15	4	4	39	16	1	1	-	-	70	42	2	2	-	-	44	29	4	3	2	-
1000	572	136	79	36	10	164	63	6	41	13	2	223	126	17	15	6	-	175	128	12	4	4	-
2061	1229	290	170	76	17	308	137	14	49	15	2	529	317	35	39	15	-	406	290	26	24	16	-
8	3	1	-	-	-	3	1	-	-	-	-	1	-	-	-	-	-	-	-	-	-	-	-
52	29	3	-	-	-	7	3	1	-	-	-	18	10	-	-	-	-	7	3	-	-	-	-
2	1	1	-	-	-	-	-	-	-	-	-	-	-	-	-	-	-	-	-	-	-	-	-
1	-	-	-	-	-	-	-	-	-	-	-	-	-	-	-	-	-	-	-	-	-	-	-
261	125	46	-	-	-	57	20	-	-	-	-	34	18	2	-	-	-	17	10	3	-	-	-
-	-	-	-	-	-	-	-	-	-	-	-	-	-	-	-	-	-	-	-	-	-	-	-
2	2	-	-	-	-	1	1	-	-	-	-	-	-	-	-	-	-	-	-	-	-	-	-
13	11	2	1	1	-	-	-	-	-	-	-	1	1	-	-	-	-	2	1	-	-	-	-
-	-	-	-	-	-	-	-	-	-	-	-	-	-	-	-	-	-	-	-	-	-	-	-
12	3	2	1	-	-	1	-	-	1	-	-	-	-	-	-	-	-	1	1	-	-	-	-
48	21	5	-	-	-	7	1	-	-	-	-	7	4	-	-	-	-	3	1	-	-	-	-
-	-	-	-	-	-	-	-	-	-	-	-	-	-	-	-	-	-	-	-	-	-	-	-
3	2	-	-	-	-	-	-	-	-	-	-	1	1	-	-	-	-	1	1	-	-	-	-
19	10	-	-	-	-	1	1	-	-	-	-	1	-	-	-	-	-	2	2	-	-	-	-
42	15	9	4	-	-	-	-	-	-	-	-	2	-	-	1	-	-	8	2	1	1	-	-
266	122	49	3	1	-	48	11	4	-	-	-	41	18	2	1	1	-	43	23	8	1	-	-
729	344	118	9	2	-	125	38	5	1	-	-	106	52	4	2	1	-	84	44	12	2	-	-
-	-	-	-	-	-	-	-	-	-	-	-	-	-	-	-	-	-	-	-	-	-	-	-
1	1	1	-	-	-	-	-	-	-	-	-	-	-	-	-	-	-	-	-	-	-	-	-
42	30	6	3	-	-	3	2	-	-	-	-	11	6	1	-	-	-	4	3	2	-	-	-
6	3	1	-	-	-	2	1	-	-	-	-	-	-	-	-	-	-	1	1	-	-	-	-
1	-	-	-	-	-	-	-	-	-	-	-	-	-	-	-	-	-	1	-	-	-	-	-
-	-	-	-	-	-	-	-	-	-	-	-	-	-	-	-	-	-	-	-	-	-	-	-
18	11	1	-	-	-	1	1	-	-	-	-	4	3	-	-	-	-	5	-	-	-	-	-
1	1	-	-	-	-	-	-	-	-	-	-	1	1	-	-	-	-	-	-	-	-	-	-
-	-	-	-	-	-	-	-	-	-	-	-	-	-	-	-	-	-	-	-	-	-	-	-
27	18	1	3	1	-	4	1	-	-	-	-	10	5	-	3	1	-	6	6	1	-	-	-
96	64	10	6	1	-	10	5	-	-	-	-	26	15	1	3	1	-	17	10	3	-	-	-

# OFFENCES REPORTED AND CLEARED

TYPE OF OFFENCE			OFFENCES REPORTED		CHANGE	OFFENCES CLEARED		
						TOTAL	CLEARED	NO OFFENCE
			1983	1984		1983	1984	1984
<u>OTHER OFFENCES: AGAINST PROPERTY AND GOOD ORDER</u>								
<u>DRUGS AND POISONS</u>								
Cannabis	- possession	2,355	3,429	+1074	2,356	3,426	-	
	- sale	304	564	+ 260	304	564	-	
	- use	1,522	2,174	+ 652	1,522	2,174	-	
Heroin, Morphine, Cocaine	- possession	350	522	+ 172	350	520	1	
	- sale	141	188	+ 47	140	188	-	
	- use	271	360	+ 89	270	360	-	
Other drugs	- possession	426	348	- 78	428	348	1	
	- sale	90	78	- 12	90	78	-	
	- use	244	171	- 73	244	171	-	
Drinking methylated spirits		4	-	- 4	4	-	-	
Other poisons offences		16	12	- 4	16	12	-	
SUB-TOTAL		5,723	7,846	+2123	5,724	7,841	2	
<u>FIREARMS</u>								
<u>PISTOLS</u>								
	Person convicted of an indictable offence in possession of a pistol	64	75	+ 11	64	75	-	
	Possessing or carrying a pistol without a licence	143	178	+ 35	143	178	-	
<u>OTHER FIREARMS</u>								
	Airgun offences	66	39	- 27	46	28	-	
	Armed with intent to commit an indictable offence	16	11	- 5	16	11	-	
	Disposing of a firearm unlawfully	3	1	- 2	2	1	-	
	Possessing or carrying a firearm under 18 years	52	54	+ 2	52	54	-	
	Possessing, shooting or carrying a firearm without a shooter's licence	370	431	+ 61	367	429	1	
	Shooting or carrying a firearm unlawfully	298	398	+ 60	212	295	2	
	Trespassing on a farm with a firearm	53	37	- 16	51	37	-	
	Using a firearm to prevent apprehension	15	14	- 1	14	13	-	
	Other firearms offences	140	125	- 15	140	123	1	
SUB-TOTAL		1,220	1,323	+ 103	1,107	1,244	4	
<u>PROPERTY DAMAGE AND ENVIRONMENTAL</u>								
Criminal Damage	- animals	111	139	+ 28	14	31	3	
	- arson	1,268	1,374	+ 6	248	281	47	
	- other	2,999	4,145	+1146	687	931	51	
Litter		136	153	+ 17	134	145	1	
Noise Pollution		17	48	+ 31	17	48	-	
Other environment protection		-	5	+ 5	-	5	-	
Willful damage		21,252	24,028	+2776	2,007	2,177	134	
SUB-TOTAL		25,883	29,892	+4009	3,107	3,618	236	
<u>PROSTITUTION</u>								
Aiding and abetting		3	-	- 3	3	-	-	
Inviting prostitution ("gutter crawling")		154	262	+ 108	150	262	-	
Keeping a brothel		11	48	+ 37	11	48	-	
Living on the earnings of a prostitute		34	31	- 3	34	31	-	
Solicit for immoral sexual purpose		50	39	- 11	46	33	-	
Procuring		1	7	+ 6	1	7	-	
Soliciting by prostitutes		83	90	+ 7	83	90	-	
Using or permitting premises to be used for prostitution		503	211	- 292	503	211	-	
SUB-TOTAL		839	688	- 151	831	682	-	

PEOPLE PROCEEDED AGAINST

TOTAL (ALL AGES)						JUVENILES						AGES 17 TO 20						AGES 21 TO 24					
MALE			FEMALE			MALE			FEMALE			MALE			FEMALE			MALE			FEMALE		
Total	P.K.	F.M.	Total	P.K.	F.M.	Total	P.K.	F.M.	Total	P.K.	F.M.	Total	P.K.	F.M.	Total	P.K.	F.M.	Total	P.K.	F.M.	Total	P.K.	F.M.
2480	1504	258	370	124	21	110	54	11	16	3	-	694	375	52	97	25	4	775	488	49	117	40	2
84	60	11	16	5	3	2	1	-	-	-	-	16	9	1	4	2	-	24	16	1	3	1	-
208	109	15	25	10	-	19	7	1	1	-	-	75	40	3	7	2	-	62	31	5	11	4	-
275	219	54	111	79	9	-	-	-	-	-	-	28	21	5	23	14	3	87	68	17	25	14	2
33	26	10	11	7	2	-	-	-	-	-	-	1	1	-	3	1	-	6	4	2	-	-	-
48	41	11	22	14	-	-	-	-	-	-	-	7	6	-	4	3	-	21	19	7	8	2	-
166	116	20	34	23	3	2	1	1	1	1	-	32	28	1	8	7	2	47	30	8	11	6	1
14	7	7	4	2	-	1	-	-	-	-	-	1	1	-	-	-	-	2	1	1	2	1	-
21	15	5	2	1	-	1	1	-	-	-	-	8	3	1	1	-	-	6	5	1	-	-	-
-	-	-	-	-	-	-	-	-	-	-	-	-	-	-	-	-	-	-	-	-	-	-	-
4	1	1	1	1	-	-	-	-	-	-	-	-	-	-	-	-	-	-	-	1	1	-	-
3333	2098	392	596	266	38	135	64	13	18	4	-	862	484	63	147	54	9	1030	662	91	178	62	5
40	33	5	2	1	-	1	1	-	-	-	-	7	2	2	-	-	-	8	7	-	-	-	-
82	49	11	7	2	1	2	2	-	-	-	-	16	9	1	-	-	-	12	10	1	-	-	-
19	5	-	-	-	-	12	2	-	-	-	-	3	1	-	-	-	-	3	1	-	-	-	-
3	3	-	-	-	-	-	-	-	-	-	-	1	1	-	-	-	-	-	-	-	-	-	-
1	1	-	-	-	-	-	-	-	-	-	-	-	-	-	-	-	-	1	1	-	-	-	-
27	8	-	-	-	-	13	4	-	-	-	-	13	4	-	-	-	-	-	-	-	-	-	-
242	90	40	8	2	-	13	6	-	-	-	-	87	21	5	3	-	-	32	17	3	2	1	-
168	62	31	11	-	-	18	7	1	-	-	-	52	18	5	-	-	-	37	14	7	-	-	-
33	8	21	-	-	-	-	-	-	-	-	-	8	3	3	-	-	-	5	3	1	-	-	-
2	2	-	-	-	-	-	-	-	-	-	-	-	-	-	-	-	-	1	1	-	-	-	-
50	30	10	3	3	1	-	-	-	-	-	-	15	10	2	1	1	1	16	8	3	-	-	-
667	291	118	31	8	2	66	22	1	-	-	1	202	68	18	4	1	1	115	62	15	2	1	-
24	13	2	1	1	-	7	4	1	-	-	-	9	5	-	-	-	-	6	4	-	-	-	-
173	68	9	10	2	2	96	28	1	7	-	1	21	11	-	-	-	-	9	7	2	-	-	-
469	251	21	33	12	2	144	44	1	4	2	-	153	84	7	12	4	-	76	51	4	5	-	-
104	47	6	8	2	-	-	-	-	-	-	-	56	22	3	2	-	-	18	10	-	2	1	-
34	7	1	10	-	-	4	1	-	-	-	-	9	2	-	3	-	-	10	2	-	2	-	-
4	-	-	-	-	-	-	-	-	-	-	-	4	-	-	-	-	-	-	-	-	-	-	-
1352	623	91	97	28	3	373	127	12	34	6	1	530	240	23	23	8	1	234	126	13	13	4	-
2160	1009	130	159	45	7	624	204	15	45	8	2	782	364	33	40	12	1	353	200	19	22	5	-
-	-	-	-	-	-	-	-	-	-	-	-	-	-	-	-	-	-	-	-	-	-	-	-
249	65	110	-	-	-	-	-	-	-	-	-	24	7	4	-	-	-	46	10	14	-	-	-
3	1	-	5	2	-	-	-	-	-	-	-	2	1	-	-	-	-	-	-	1	1	-	-
12	6	3	3	-	-	-	-	-	-	-	-	2	1	1	-	-	-	1	-	-	2	-	-
16	7	7	11	5	-	-	-	-	-	-	-	2	1	-	2	1	-	3	3	-	5	3	-
1	1	-	1	1	-	-	-	-	-	-	-	-	-	-	-	-	-	-	-	-	-	-	-
21	6	1	57	26	2	-	-	-	-	-	-	9	5	-	14	6	-	5	-	1	28	13	1
5	1	1	202	79	18	-	-	-	-	-	-	4	1	1	54	18	3	1	-	-	58	28	3
307	87	122	279	117	20	-	-	-	-	-	-	43	16	6	70	25	3	56	13	15	94	45	4

# OFFENCES REPORTED AND CLEARED

TYPE OF OFFENCE	OFFENCES REPORTED		CHANGE	OFFENCES CLEARED		
				TOTAL CLEARED		NO OFFENCE
	1983	1984		1983	1984	1984
<u>OTHER OFFENCES: AGAINST PROPERTY AND GOOD ORDER (cont'd)</u>						
<u>OTHER</u>						
Ball Act Offences	1,319	1,615	+ 296	1,238	1,518	-
Begging Alms	1	-	- 1	1	-	-
Breach of bond or parole	73	67	- 6	73	62	-
Breach of regulations						
- Port of Melbourne	23	-	- 23	23	-	-
- Post and Telecom	100	202	+ 102	91	188	2
- Railway	22	16	- 6	14	14	-
- Other	128	38	- 90	123	38	1
Bribery	14	19	+ 5	14	19	-
Carrying offensive weapon						
- Knife	153	154	+ 1	152	153	-
- Other	228	241	+ 13	228	238	-
Consorting and related offences	9	1	- 8	9	1	-
Conspiracy	132	146	+ 14	133	145	-
Cruelty to animals	79	85	+ 6	46	66	1
Escaping from legal custody	505	488	- 17	331	304	6
False report	283	1,033	+ 750	281	1,027	-
Gaming offences	511	480	- 31	511	480	-
Harbouring escapees	32	24	- 8	31	24	-
Hawkers and Pedlars	2	90	+ 88	2	90	-
Impersonating Police	59	62	+ 3	35	45	2
Indecent language	1,460	1,431	- 29	1,450	1,424	2
Insulting words	114	102	- 12	114	102	-
Licensing offences	377	510	+ 133	377	510	-
Lighting a fire during a prohibited period	263	67	- 196	244	60	-
Obstructing or hindering police	262	317	+ 55	262	316	-
Offensive or indecent behaviour	1,439	1,536	+ 97	1,394	1,470	-
Perjury	52	73	+ 21	51	72	-
Possession of housebreaking implements	394	444	+ 50	391	444	-
Receiving or handling stolen goods	1,673	1,855	+ 182	1,676	1,872	-
Resisting arrest	703	1,127	+ 424	701	1,126	-
Riot	28	104	+ 76	28	104	-
Secondhand and Marine Dealers Act Offences	53	73	+ 20	54	73	-
Tampering with a motor vehicle	1,820	2,118	+ 298	437	460	8
Threatening words or behaviour	149	136	- 13	145	121	3
Throwing a missile	390	351	- 39	216	209	3
Unlawful possession	1,054	1,041	- 13	1,048	1,041	-
Unlawfully on premises	1,559	1,567	+ 8	859	793	36
Offences not covered by other headings	1,113	870	- 243	1,074	801	2
SUB-TOTAL	16,576	18,483	+1907	13,857	15,410	66
TOTAL OTHER OFFENCES (EXCLUDING DRUNKENNESS)	59,288	67,717	+8429	30,095	34,459	712
Drunk	10,150	10,687	+537	10,150	10,687	-
Drunk and disorderly	9,184	7,631	-1,553	9,184	7,631	-
Lost or stolen property	1,714	1,311	- 403	56	71	67

PEOPLE PROCEEDED AGAINST

TOTAL (ALL AGES)						JUVENILES						AGES 17 TO 20						AGES 21 TO 24					
MALE			FEMALE			MALE			FEMALE			MALE			FEMALE			MALE			FEMALE		
Total	P.K.	F.M.	Total	P.K.	F.M.	Total	P.K.	F.M.	Total	P.K.	F.M.	Total	P.K.	F.M.	Total	P.K.	F.M.	Total	P.K.	F.M.	Total	P.K.	F.M.
1163	1106	145	254	241	28	7	7	-	3	3	-	274	260	22	55	50	3	310	299	29	75	73	5
-	-	-	-	-	-	-	-	-	-	-	-	-	-	-	-	-	-	-	-	-	-	-	-
16	15	-	4	4	1	1	1	-	-	-	-	8	7	-	1	1	1	1	1	-	-	-	-
-	-	-	-	-	-	-	-	-	-	-	-	-	-	-	-	-	-	-	-	-	-	-	-
40	9	5	13	4	-	18	2	1	5	-	-	9	1	-	2	-	-	2	1	1	4	3	-
5	2	-	1	-	-	-	-	-	-	-	-	3	2	-	1	-	-	-	-	-	-	-	-
18	5	8	10	3	1	-	-	-	-	-	-	1	-	-	2	1	-	2	1	-	4	1	1
8	4	7	1	1	-	-	-	-	-	-	-	-	-	-	1	1	-	1	1	1	-	-	-
91	62	8	4	1	-	17	9	-	-	-	-	33	19	1	2	-	-	22	16	3	1	1	-
155	75	23	-	-	-	14	5	-	-	-	-	90	40	9	-	-	-	26	14	7	-	-	-
-	-	-	-	-	-	-	-	-	-	-	-	-	-	-	-	-	-	-	-	-	-	-	-
85	50	15	10	5	-	5	1	-	-	-	-	11	6	-	1	-	-	10	8	1	1	1	-
30	7	5	2	-	-	7	4	-	-	-	-	1	1	-	-	-	-	4	1	-	-	-	-
180	173	8	3	1	-	62	62	2	2	1	-	73	69	3	1	-	-	15	13	2	-	-	-
235	127	40	58	15	5	34	15	-	8	1	-	54	28	5	12	3	2	54	29	8	12	5	-
444	145	256	16	6	5	1	-	-	-	-	-	5	2	1	-	-	-	19	4	5	2	-	1
7	5	1	6	4	-	2	2	-	-	-	-	2	1	-	-	-	-	2	1	-	1	1	-
8	2	1	1	-	-	-	-	-	-	-	-	2	-	-	1	-	-	4	2	1	-	-	-
17	9	3	-	-	-	-	-	-	-	-	-	4	3	-	-	-	-	5	3	1	-	-	-
793	358	41	180	49	3	20	13	-	1	-	-	388	159	10	90	21	1	223	114	7	32	9	-
42	2-	1	9	1	-	-	-	-	-	-	-	15	6	-	2	1	-	14	8	1	3	-	-
417	113	73	36	6	4	9	2	-	1	-	-	166	42	5	10	3	2	36	13	4	5	-	-
51	10	4	8	3	4	6	1	-	-	-	-	4	-	-	2	2	-	3	2	-	2	-	1
123	58	21	28	9	2	1	1	-	-	-	-	42	21	2	12	2	-	35	16	6	6	2	1
1139	431	90	35	10	-	18	10	-	1	1	-	517	182	21	24	14	1	292	118	9	8	3	-
34	23	7	10	2	3	2	2	-	2	1	-	10	7	1	2	1	-	5	3	1	1	-	-
119	84	11	7	4	1	28	12	2	1	-	-	35	22	2	-	-	-	18	16	3	3	2	-
915	559	125	121	56	13	170	77	11	25	7	2	230	121	23	24	8	1	174	139	19	26	14	4
146	81	12	11	3	-	5	3	1	-	-	-	56	30	2	3	1	-	45	28	1	1	1	-
37	16	8	-	-	-	9	4	5	-	-	-	22	9	3	-	-	-	5	3	-	-	-	-
28	8	6	9	2	1	-	-	-	-	-	-	1	1	-	-	-	-	2	1	-	1	-	-
208	106	5	5	3	-	78	32	3	3	1	1	92	51	2	2	2	-	16	11	-	-	-	-
26	15	4	3	-	-	2	1	-	3	-	-	10	3	-	-	-	-	4	3	-	-	-	-
120	51	8	6	2	-	44	18	1	1	-	-	44	20	3	3	1	-	19	9	3	-	-	-
513	332	85	86	50	8	57	26	7	2	-	-	117	63	8	14	5	1	129	91	19	19	11	-
576	279	42	38	10	1	228	82	9	4	1	-	143	71	4	17	3	-	78	46	3	11	3	-
401	213	47	63	15	7	47	23	6	-	-	-	93	51	5	15	7	1	70	47	5	9	3	1
6190	4554	1115	1038	510	87	892	415	48	62	16	3	2555	1298	132	299	127	13	1643	1062	140	227	133	14
17543	9676	2295	2288	1021	171	2160	885	96	175	43	6	5105	2614	292	604	236	27	3704	2343	321	549	269	23
2786			118																				
7399			232																				