

116891

CR. Sent
8-2-89

116891

116891

U.S. Department of Justice
National Institute of Justice

This document has been reproduced exactly as received from the person or organization originating it. Points of view or opinions stated in this document are those of the authors and do not necessarily represent the official position or policies of the National Institute of Justice.

Permission to reproduce this copyrighted material has been granted by
Connecticut State Police

to the National Criminal Justice Reference Service (NCJRS).

Further reproduction outside of the NCJRS system requires permission of the copyright owner.

Family Violence Reporting Program
Law Enforcement Semi-Annual Report
July 1 - December 31, 1988

NCJRS

MAY 8 1989

ACQUISITIONS

Connecticut State Police
Crimes Analysis Unit
March 1989

DEFINITIONS

ARREST INCIDENT: An occurrence of family violence in which at least one arrest has been made. One arrest incident is counted for each Family Violence Offense Report submitted; regardless of the number of parties arrested.

BREACH OF PEACE AND DISORDERLY CONDUCT: Crimes of Threatening; Harassment and Reckless Endangerment may be reported under either Breach of Peace or Disorderly Conduct.

BOTH ARRESTED: An individual is assigned the status of BOTH when involved in a family violence incident in which all parties were arrested. Each participant who has been coded as BOTH has committed an offense involving family violence, and therefore cannot be considered a "pure" victim. However, an individual classified as BOTH cannot be classified as a "pure" offender either, since s/he has also been the target of a violent domestic crime.

FAMILY VIOLENCE: Defined as an incident resulting in physical harm; bodily injury or assault; or an act of threatened violence that causes fear of imminent physical harm; bodily injury or assault between or among family or household members. Verbal abuse or argument does not constitute family violence unless there is present danger and the likelihood that physical violence will occur.

FAMILY OR HOUSEHOLD MEMBERS: Spouses; former spouses; parents and their children; persons eighteen years of age or older related by blood or marriage; persons sixteen years of age or older other than those related by blood or marriage who are presently residing together or who have resided together in the recent past; and persons who share a child in common regardless of whether they are or have been married or have lived together at any time.

FAMILY VIOLENCE CRIME: A crime as defined in section 53a-24 of the Connecticut General Statutes which contains as an element an act of violence to a family or household member and does not include verbal abuse or acts by parents or guardians when disciplining minor children unless those acts constitute abuse.

HIERARCHY OF OFFENSES: The Family Violence Reporting Program follows a hierarchy of offenses classification system similar to that employed by the Uniform Crime Reporting Program. Although multiple offenses are frequently reported, particularly for multiple arrest incidents, only one offense code is accepted into the computer system. When there are multiple offenses, the offense code highest in the following list is accepted: Homicide; Assault; Kidnapping; Sexual Assault; Criminal Mischief; Risk of Injury to a Minor; Breach of Peace; Disorderly Conduct; and Other.

LIVE-IN COMPANION: Persons presently residing together or who have resided together in the recent past, and persons who share a child in common.

"OTHER" CRIME: Offenses included under the classification of "OTHER" include all family violence crimes which are not covered by the offense types listed. "OTHER" crimes include, but are not limited to: Robbery; Burglary; Arson; and Criminal Trespass.

RELATIVE (SAME HOME/DIFFERENT HOME): Includes parents and children; brothers; sisters; aunts; uncles; in-laws; cousins; etcetera.

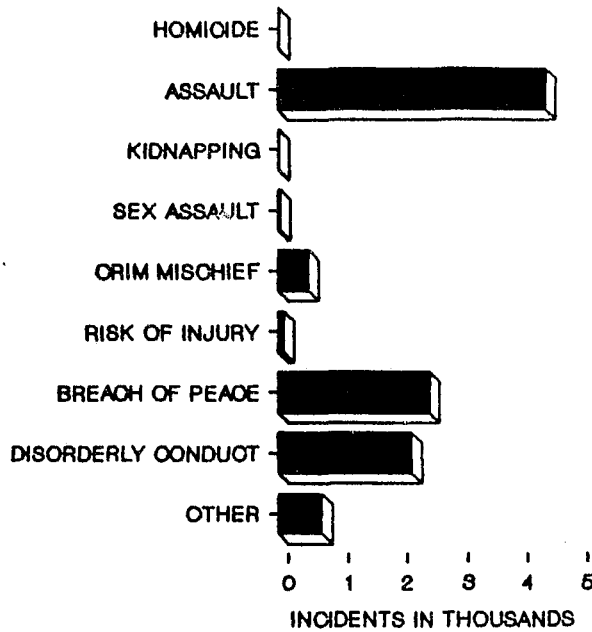
Statistical Summary

July 1 - December 31, 1988

- ✓ There were 10,618 incidents of family violence in which at least one arrest was made between July 1 and December 31, 1988.
 - 5,760 occurred in the third quarter of 1988.
 - 4,858 occurred in the fourth quarter of 1988.
- ✓ In 42.0% of incidents, the most serious offense committed was Assault.
- ✓ The most serious offense committed in one-quarter (23.8%) of incidents was Breach of Peace.
- ✓ Most incidents (80.1%) involved intimate partners:
Live-ins (45.8% or 4,859 incidents); Spouses (31.0% or 3,292); or Former Spouses (3.3% or 352).
- ✓ 83.8% of victims were female and 88.6% of offenders were male. 76.8% of all family violence arrestees (offenders + Both/all arrested) were male.
- ✓ 60.0% of participants were between the ages of twenty-one and thirty-five.
- ✓ 12.8% of victims were minors (eighteen years of age or younger).
- ✓ 14.1% of arrest incidents involved prior court orders.
- ✓ Physical injury occurred in two-thirds of the arrest incidents. Specifically, 2.6% of injuries were serious and 65.1% were minor.
- ✓ 71.4% of offenses involved hands, fists, feet or other body-weapons. 14.8% of incidents involved some other type of weapon (gun, knife, other dangerous).

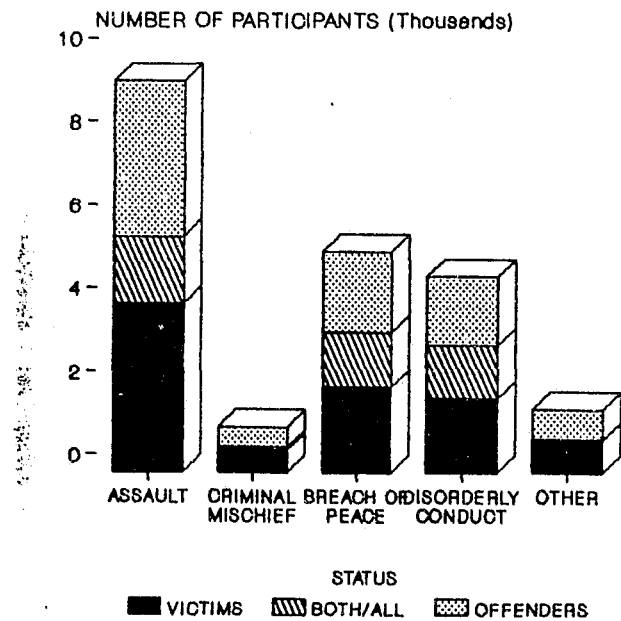
TYPE OF OFFENSE

7/1/88 - 12/31/88



STATUS OF PARTICIPANT

7/1/88 - 12/31/88



STATUS OF PARTICIPANTS BY OFFENSE AND NUMBER OF INCIDENTS

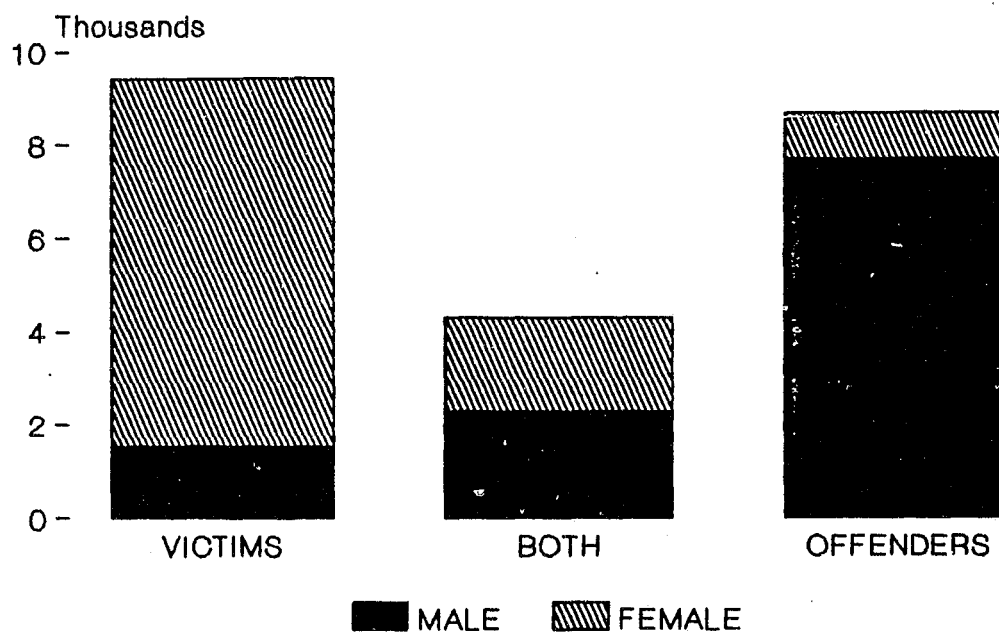
7/1/88 - 12/31/88

	INCIDENTS INVOLVING ARREST		PARTICIPANTS		
		%	VICTIMS	BOTH	OFFENDERS
HOMICIDE	4	0.0	4	-	4
ASSAULT	4,464	42.0	4,042	1,617	3,744
KIDNAPPING	16	0.2	16	-	16
SEXUAL ASSAULT	43	0.4	44	-	43
CRIMINAL MISCHIEF	508	4.8	539	65	479
RISK OF INJURY	93	0.9	182	-	104
BREACH OF PEACE	2,526	23.8	2,057	1,304	1,827
DISORDERLY CONDUCT	2,236	21.1	1,775	1,270	1,652
OTHER	730	6.9	765	33	721
TOTAL	10,618	100.0*	9,426	4,289	8,690

* PERCENTAGES MAY NOT ADD TO 100.0 DUE TO ROUNDING

SEX OF PARTICIPANTS

7/1/88 - 12/31/88

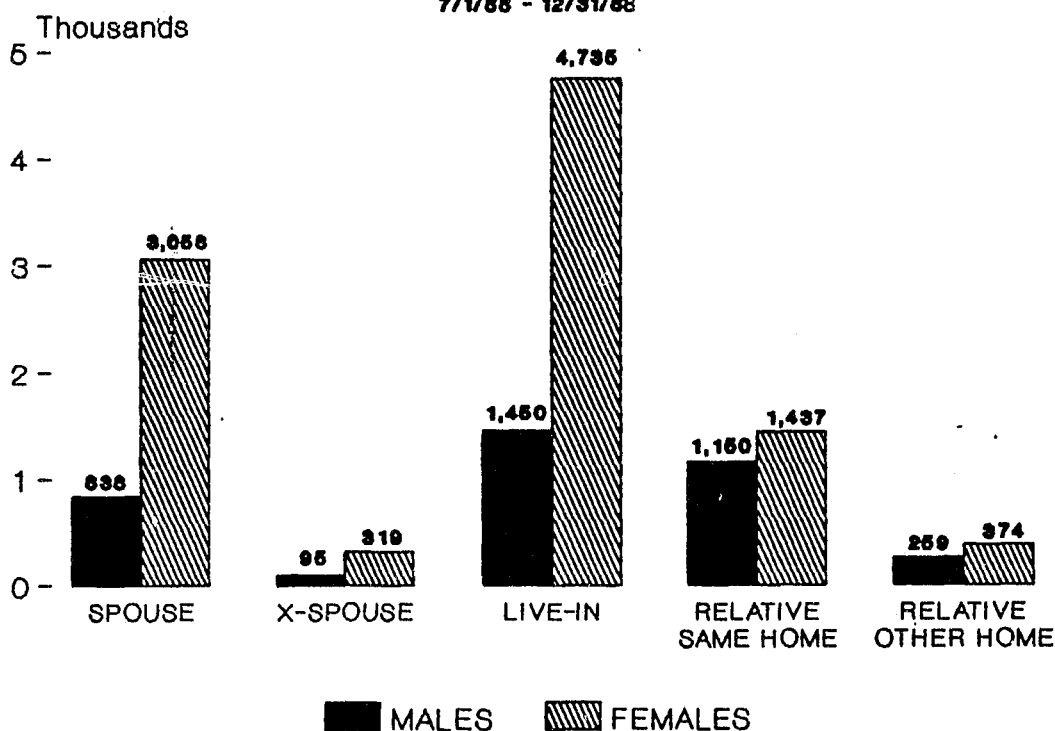


SEX OF PARTICIPANTS

	VICTIMS	BOTH	OFFENDERS	TOTAL
MALE	1,523	2,269	7,702	11,494
FEMALE	7,903	2,020	988	10,911
TOTAL	9,426	4,289	8,690	22,405

RELATIONSHIP TO OFFENDER/OTHER ARRESTED PERSON BY SEX*

7/1/88 - 12/31/88



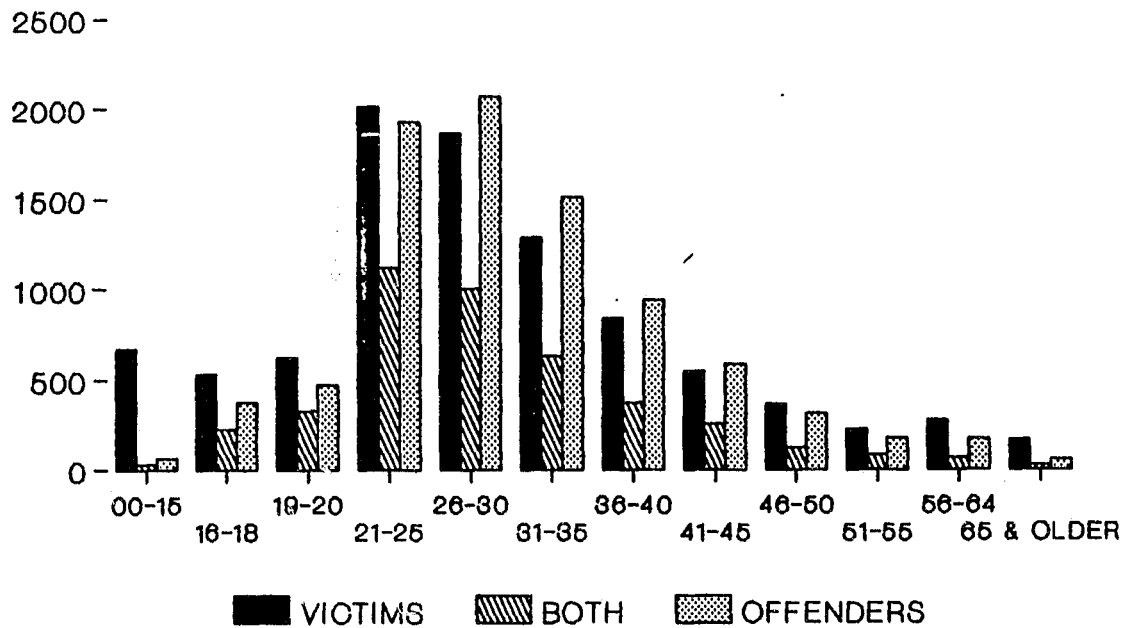
* TOTALS ARE EQUAL TO VICTIMS + BOTH ARRESTED

RELATIONSHIP AND SEX OF PARTICIPANTS

	VICTIMS	BOTH	TOTAL
SPOUSE	2,694	1,202	3,896
MALE	237	601	838
FEMALE	2,457	601	3,058
FORMER SPOUSE	294	120	414
MALE	95	80	95
FEMALE	259	80	319
LIVE-IN	4,135	2,047	6,186
MALE	408	1,041	1,450
FEMALE	3,729	1,006	4,735
RELATIVE (same home)	1,867	720	2,587
MALE	702	448	1,160
FEMALE	1,165	272	1,437
RELATIVE (different home)	493	200	693
MALE	140	119	259
FEMALE	293	81	374
TOTAL	9,428	4,289	13,716

AGE OF PARTICIPANTS

7/1/88 - 12/31/88

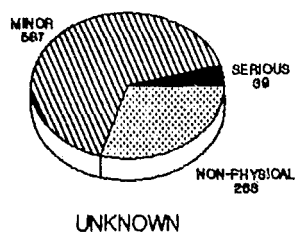
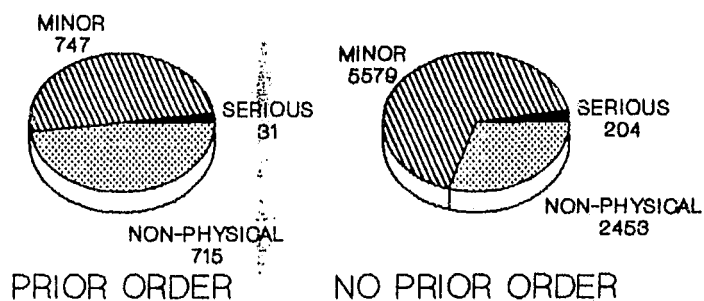


AGE OF PARTICIPANTS

AGE	VICTIMS	BOTH*	OFFENDERS	TOTAL
00-15	676	34	68	778
16-18	530	226	376	1,132
19-20	623	329	476	1,428
21-25	2,011	1,120	1,930	5,061
26-30	1,867	1,008	2,068	4,943
31-35	1,292	632	1,517	3,441
36-40	846	376	946	2,168
41-45	548	254	588	1,390
46-50	367	125	317	809
51-55	227	65	176	468
56-64	275	74	171	520
65 & older	165	26	58	249
TOTAL	9,426	4,259	6,690	22,405

* AGES OF PARTICIPANTS INVOLVED IN INCIDENTS IN WHICH ALL PARTIES WERE ARRESTED.

PRIOR ORDERS/EXTENT OF INJURY
7/1/88 - 12/31/88

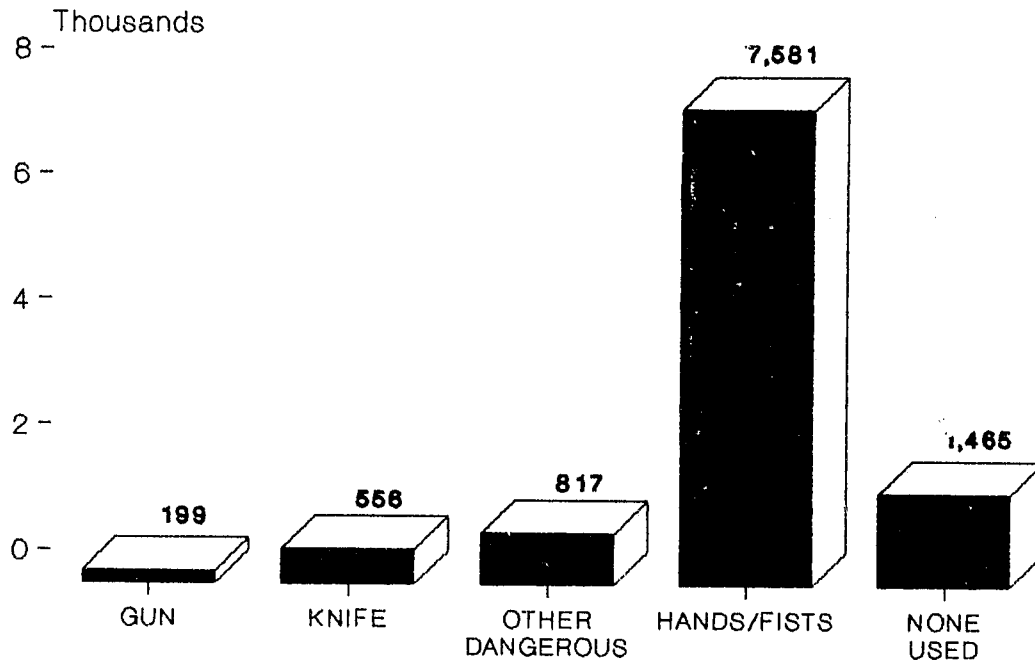


PRIOR ORDERS/EXTENT OF INJURY
7/1/88 - 12/31/88

PRIOR ORDERS	EXTENT OF INJURY			TOTAL
	SERIOUS	MINOR	NON-PHYSICAL	
YES	31	747	715	1,493
NO	204	5,579	2,453	8,236
UNKNOWN	39	557	283	889
TOTAL	274	6,913	3,431	10,618

WEAPONS USED

7/1/88 - 12/31/88



WEAPONS USED

7/1/88 - 12/31/88

INCIDENTS		%
GUN	199	1.9
KNIFE	556	5.2
OTHER DANGEROUS	817	7.7
HANDS/FISTS	7,581	71.4
NONE USED	1,465	13.8
TOTAL	10,618	100.0

**FAMILY VIOLENCE ARRESTS
AGENCY TOTALS**

7/1/88 - 12/31/88

AGENCY ARREST TOTALS

AGENCY	HOMICIDE	ASSAULT	KIDNAPPING	SEXUAL ASSAULT	CRIMINAL MISCHIEF	RISK OF INJURY	BREACH OF PEACE	DISORDERLY CONDUCT	OTHER
<u>ANSONIA</u>	-	47	-	1	12	1	15	3	11
3rd qtr	-	23	-	1	5	-	6	1	7
4th qtr	-	24	-	-	7	1	9	2	4
TOTAL PERIOD 1988=	90		TOTAL SAME PERIOD 1987=	71		PERCENT CHANGE 87/88=	+ 26.8%		
<u>AVON</u>	-	3	-	-	-	-	1	-	-
3rd qtr	-	1	-	-	-	-	1	-	-
4th qtr	-	2	-	-	-	-	-	-	-
TOTAL PERIOD 1988=	4		TOTAL SAME PERIOD 1987=	7		PERCENT CHANGE 87/88=	- 42.9%		
<u>BERLIN</u>	-	7	-	-	1	-	2	4	-
3rd qtr	-	4	-	-	-	-	2	2	-
4th qtr	-	3	-	-	1	-	-	2	-
TOTAL PERIOD 1988=	14		TOTAL SAME PERIOD 1987=	28		PERCENT CHANGE 87/88=	- 50.0%		
<u>BETHEL</u>	-	16	-	1	3	-	5	15	5
3rd qtr	-	9	-	-	3	-	3	4	4
4th qtr	-	7	-	1	-	-	2	11	1
TOTAL PERIOD 1988=	45		TOTAL SAME PERIOD 1987=	34		PERCENT CHANGE 87/88=	+ 32.4%		
<u>BLOOMFIELD</u>	-	26	-	1	3	-	4	12	1
3rd qtr	-	15	-	1	1	-	3	8	1
4th qtr	-	11	-	-	2	-	1	4	-
TOTAL PERIOD 1988=	47		TOTAL SAME PERIOD 1987=	43		PERCENT CHANGE 87/88=	+ 9.3%		
<u>BRANFORD</u>	-	16	-	1	6	-	22	23	1
3rd qtr	-	12	-	1	3	-	16	12	-
4th qtr	-	4	-	-	3	-	6	11	1
TOTAL PERIOD 1988=	69		TOTAL SAME PERIOD 1987=	86		PERCENT CHANGE 87/88=	- 19.8%		
<u>BRIDGEPORT</u>	-	462	1	2	42	4	33	68	70
3rd qtr	-	235	1	1	24	3	19	36	39
4th qtr	-	227	-	1	18	1	14	32	31
TOTAL PERIOD 1988=	682		TOTAL SAME PERIOD 1987=	693		PERCENT CHANGE 87/88=	- 1.6%		
<u>BRISTOL</u>	1	56	-	-	16	3	65	98	23
3rd qtr	1	37	-	-	10	2	43	45	8
4th qtr	-	19	-	-	6	1	22	53	15
TOTAL PERIOD 1988=	262		TOTAL SAME PERIOD 1987=	194		PERCENT CHANGE 87/88=	+ 35.1%		

AGENCY ARREST TOTALS

AGENCY	HOMICIDE	ASSAULT	KIDNAPPING	SEXUAL ASSAULT	CRIMINAL MISCHIEF	RISK OF INJURY	BREACH OF PEACE	DISORDERLY CONDUCT	OTHER
<u>BROOKFIELD</u>	-	2	-	-	1	-	2	7	-
3rd qtr	-	1	-	-	-	-	1	3	-
4th qtr	-	1	-	-	1	-	1	4	-
TOTAL PERIOD 1988=	12	TOTAL SAME PERIOD 1987=		9	PERCENT CHANGE 87/88= + 33.3%				
<u>CANTON</u>	-	5	-	-	-	-	7	8	-
3rd qtr	-	3	-	-	-	-	1	3	-
4th qtr	-	2	-	-	-	-	6	5	-
TOTAL PERIOD 1988=	20	TOTAL SAME PERIOD 1987=		19	PERCENT CHANGE 87/88= + 5.3%				
<u>CHESHIRE</u>	-	14	-	-	2	-	21	19	1
3rd qtr	-	8	-	-	1	-	14	8	1
4th qtr	-	6	-	-	1	-	7	11	-
TOTAL PERIOD 1988=	57	TOTAL SAME PERIOD 1987=		37	PERCENT CHANGE 87/88= + 54.1%				
<u>CLINTON</u>	-	12	-	-	1	-	3	20	1
3rd qtr	-	6	-	-	-	-	3	9	1
4th qtr	-	6	-	-	1	-	-	11	-
TOTAL PERIOD 1988=	37	TOTAL SAME PERIOD 1987=		29	PERCENT CHANGE 87/88= + 27.6%				
<u>COVENTRY</u>	-	3	-	1	-	-	1	16	-
3rd qtr	-	2	-	1	-	-	-	9	-
4th qtr	-	1	-	-	-	-	1	7	-
TOTAL PERIOD 1988=	21	TOTAL SAME PERIOD 1987=		13	PERCENT CHANGE 87/88= + 61.5%				
<u>CROMWELL</u>	-	3	-	-	2	-	4	12	2
3rd qtr	-	2	-	-	1	-	2	9	1
4th qtr	-	1	-	-	1	-	2	3	1
TOTAL PERIOD 1988=	23	TOTAL SAME PERIOD 1987=		20	PERCENT CHANGE 87/88= + 15.0%				
<u>DANBURY</u>	-	107	1	-	5	2	16	33	7
3rd qtr	-	53	1	-	3	1	11	19	5
4th qtr	-	54	-	-	2	1	5	14	2
TOTAL PERIOD 1988=	171	TOTAL SAME PERIOD 1987=		190	PERCENT CHANGE 87/88= - 10.0%				
<u>DARIEN</u>	-	4	-	-	1	-	2	5	1
3rd qtr	-	2	-	-	-	-	1	5	1
4th qtr	-	2	-	-	1	-	1	-	-
TOTAL PERIOD 1988=	13	TOTAL SAME PERIOD 1987=		10	PERCENT CHANGE 87/88= + 30.0%				

AGENCY ARREST TOTALS

AGENCY	HOMICIDE	ASSAULT	KIDNAPPING	SEXUAL ASSAULT	CRIMINAL MISCHIEF	RISK OF INJURY	BREACH OF PEACE	DISORDERLY CONDUCT	OTHER
<u>DERBY</u>	-	42	-	-	2	1	22	5	4
3rd qtr	-	26	-	-	1	-	13	2	2
4th qtr	-	16	-	-	1	1	9	3	2
TOTAL PERIOD 1988=		76	TOTAL SAME PERIOD 1987=		44	PERCENT CHANGE 87/88= + 72.7%			
<u>EAST HAMPTON</u>	-	17	-	-	-	-	5	9	1
3rd qtr	-	10	-	-	-	-	4	4	1
4th qtr	-	7	-	-	-	-	1	5	-
TOTAL PERIOD 1988=		32	TOTAL SAME PERIOD 1987=		15	PERCENT CHANGE 87/88= +113.3%			
<u>EAST HARTFORD</u>	-	91	1	1	7	6	32	58	8
3rd qtr	-	46	-	-	2	4	17	32	5
4th qtr	-	45	1	1	5	2	15	26	3
TOTAL PERIOD 1988=		204	TOTAL SAME PERIOD 1987=		167	PERCENT CHANGE 87/88= + 22.2%			
<u>EAST HAVEN</u>	-	38	-	1	6	1	22	33	11
3rd qtr	-	23	-	1	2	1	12	18	7
4th qtr	-	15	-	-	4	-	10	15	4
TOTAL PERIOD 1988=		112	TOTAL SAME PERIOD 1987=		120	PERCENT CHANGE 87/88= - 6.7%			
<u>EASTON</u>	-	3	-	-	-	-	-	4	-
3rd qtr	-	1	-	-	-	-	-	2	-
4th qtr	-	2	-	-	-	-	-	2	-
TOTAL PERIOD 1988=		7	TOTAL SAME PERIOD 1987=		10	PERCENT CHANGE 87/88= - 30.0%			
<u>EAST WINDSOR</u>	-	11	-	-	1	-	4	5	-
3rd qtr	-	3	-	-	-	-	2	2	-
4th qtr	-	8	-	-	1	-	2	3	-
TOTAL PERIOD 1988=		21	TOTAL SAME PERIOD 1987=		35	PERCENT CHANGE 87/88= - 40.0%			
<u>ENFIELD</u>	-	45	-	-	2	1	24	24	3
3rd qtr	-	27	-	-	-	1	13	10	2
4th qtr	-	18	-	-	2	-	11	14	1
TOTAL PERIOD 1988=		99	TOTAL SAME PERIOD 1987=		98	PERCENT CHANGE 87/88= + 1.0%			
<u>FAIRFIELD</u>	-	20	-	-	2	-	13	4	3
3rd qtr	-	7	-	-	-	-	7	1	1
4th qtr	-	13	-	-	2	-	6	3	2
TOTAL PERIOD 1988=		42	TOTAL SAME PERIOD 1987=		35	PERCENT CHANGE 87/88= + 20.0%			

AGENCY ARREST TOTALS

AGENCY	HOMICIDE	ASSAULT	KIDNAPPING	SEXUAL ASSAULT	CRIMINAL MISCHIEF	RISK OF INJURY	BREACH OF PEACE	DISORDERLY CONDUCT	OTHER
<u>FARMINGTON</u>	-	10	-	-	1	1	5	6	3
3rd qtr	-	6	-	-	1	1	2	3	3
4th qtr	-	4	-	-	-	-	3	3	-
TOTAL PERIOD 1988=	26		TOTAL SAME PERIOD 1987=	30		PERCENT CHANGE 87/88=	- 13.3%		
<u>GLASTONBURY</u>	-	5	-	-	1	-	5	27	1
3rd qtr	-	4	-	-	-	-	2	17	-
4th qtr	-	1	-	-	1	-	3	10	1
TOTAL PERIOD 1988=	39		TOTAL SAME PERIOD 1987=	34		PERCENT CHANGE 87/88=	+ 14.7%		
<u>GRANBY</u>	-	-	-	-	-	-	-	-	1
3rd qtr	-	-	-	-	-	-	-	-	-
4th qtr	-	-	-	-	-	-	-	-	1
TOTAL PERIOD 1988=	1		TOTAL SAME PERIOD 1987=	9		PERCENT CHANGE 87/88=	- 88.9%		
<u>GREENWICH</u>	-	9	-	1	1	-	9	34	-
3rd qtr	-	6	-	1	-	-	4	18	-
4th qtr	-	3	-	-	1	-	5	16	-
TOTAL PERIOD 1988=	54		TOTAL SAME PERIOD 1987=	50		PERCENT CHANGE 87/88=	+ 8.0%		
<u>GROTON CITY</u>	-	12	-	-	2	1	35	14	5
3rd qtr	-	7	-	-	1	1	18	9	-
4th qtr	-	5	-	-	1	-	17	5	5
TOTAL PERIOD 1988=	69		TOTAL SAME PERIOD 1987=	55		PERCENT CHANGE 87/88=	+ 25.5%		
<u>GROTON LONG POINT</u>	-	-	-	-	-	-	-	-	-
3rd	-	-	-	-	-	-	-	-	-
4th	-	-	-	-	-	-	-	-	-
TOTAL PERIOD 1988=	0		TOTAL SAME PERIOD 1987=	0		PERCENT CHANGE 87/88=	NO CHANGE		
<u>GROTON TOWN</u>	-	47	-	1	1	1	11	61	5
3rd qtr	-	26	-	-	-	-	8	31	2
4th qtr	-	21	-	1	1	1	3	30	3
TOTAL PERIOD 1988=	127		TOTAL SAME PERIOD 1987=	114		PERCENT CHANGE 87/88=	+ 11.4%		
<u>GUILFORD</u>	-	7	-	-	1	-	13	12	2
3rd qtr	-	4	-	-	-	-	5	8	1
4th qtr	-	3	-	-	1	-	8	4	1
TOTAL PERIOD 1988=	35		TOTAL SAME PERIOD 1987=	34		PERCENT CHANGE 87/88=	+ 2.9%		

AGENCY ARREST TOTALS

AGENCY	HOMICIDE	ASSAULT	KIDNAPPING	SEXUAL ASSAULT	CRIMINAL MISCHIEF	RISK OF INJURY	BREACH OF PEACE	DISORDERLY CONDUCT	OTHER
<u>HAMDEN</u>	-	24	-	-	4	-	40	33	5
3rd qtr	-	16	-	-	1	-	22	13	3
4th qtr	-	8	-	-	3	-	18	20	2
TOTAL PERIOD 1988= 106 TOTAL SAME PERIOD 1987= 103 PERCENT CHANGE 87/88= + 2.9%									
<u>HARTFORD</u>	1	911	4	5	77	14	130	164	156
3rd qtr	-	538	2	5	41	10	87	79	97
4th qtr	1	373	2	-	36	4	43	85	59
TOTAL PERIOD 1988= 1,462 TOTAL SAME PERIOD 1987= 1,526 PERCENT CHANGE 87/88= - 4.2%									
<u>JEWETT CITY</u>	-	2	-	-	1	-	7	3	-
3rd qtr	-	1	-	-	1	-	2	1	-
4th qtr	-	1	-	-	-	-	5	2	-
TOTAL PERIOD 1988= 13 TOTAL SAME PERIOD 1987= 22 PERCENT CHANGE 87/88= - 40.9%									
<u>MADISON</u>	-	6	-	1	-	-	3	4	2
3rd qtr	-	-	-	1	-	-	2	3	1
4th qtr	-	6	-	-	-	-	1	1	1
TOTAL PERIOD 1988= 16 TOTAL SAME PERIOD 1987= 9 PERCENT CHANGE 87/88= + 77.8%									
<u>MANCHESTER</u>	-	57	-	-	3	-	43	6	8
3rd qtr	-	33	-	-	2	-	28	5	4
4th qtr	-	24	-	-	1	-	15	1	4
TOTAL PERIOD 1988= 117 TOTAL SAME PERIOD 1987= 94 PERCENT CHANGE 87/88= + 24.5%									
<u>MERIDEN</u>	-	172	1	1	14	5	81	124	38
3rd qtr	-	100	1	-	10	1	45	56	24
4th qtr	-	72	-	1	4	4	36	68	14
TOTAL PERIOD 1988= 436 TOTAL SAME PERIOD 1987= 315 PERCENT CHANGE 87/88= + 38.4%									
<u>MIDDLEBURY</u>	-	7	-	-	-	-	1	-	1
3rd qtr	-	3	-	-	-	-	1	-	1
4th qtr	-	4	-	-	-	-	-	-	-
TOTAL PERIOD 1988= 9 TOTAL SAME PERIOD 1987= 7 PERCENT CHANGE 87/88= + 28.6%									
<u>MIDDLETOWN</u>	-	87	1	1	10	2	72	47	13
3rd qtr	-	48	1	1	3	2	44	22	4
4th qtr	-	39	-	-	7	-	28	25	9
TOTAL PERIOD 1988= 233 TOTAL SAME PERIOD 1987= 230 PERCENT CHANGE 87/88= + 1.3%									

AGENCY ARREST TOTALS

AGENCY	HOMICIDE	ASSAULT	KIDNAPPING	SEXUAL ASSAULT	CRIMINAL MISCHIEF	RISK OF INJURY	BREACH OF PEACE	DISORDERLY CONDUCT	OTHER
<u>MILFORD</u>	-	30	-	-	5	1	43	31	1
3rd qtr	-	15	-	-	2	-	22	14	1
4th qtr	-	15	-	-	3	1	21	17	-
<hr/>									
TOTAL PERIOD 1988=	111		TOTAL SAME PERIOD 1987=	127		PERCENT CHANGE 87/88=	- 12.6%		
<u>MONROE</u>	-	3	-	-	-	-	2	2	1
3rd qtr	-	1	-	-	-	-	2	-	-
4th qtr	-	2	-	-	-	-	-	2	1
<hr/>									
TOTAL PERIOD 1988=	8		TOTAL SAME PERIOD 1987=	14		PERCENT CHANGE 87/88=	- 42.9%		
<u>NAUGATUCK</u>	-	46	-	1	4	-	27	22	13
3rd qtr	-	27	-	1	2	-	8	6	5
4th qtr	-	19	-	-	2	-	19	16	8
<hr/>									
TOTAL PERIOD 1988=	113		TOTAL SAME PERIOD 1987=	85		PERCENT CHANGE 87/88=	+ 32.9%		
<u>NEW BRITAIN</u>	1	218	-	1	10	2	12	24	14
3rd qtr	1	125	-	1	5	-	4	10	9
4th qtr	-	93	-	-	5	2	8	14	5
<hr/>									
TOTAL PERIOD 1988=	282		TOTAL SAME PERIOD 1987=	325		PERCENT CHANGE 87/88=	- 13.2%		
<u>NEW CANAAN</u>	-	1	-	-	1	-	4	6	-
3rd qtr	-	-	-	-	-	-	1	5	-
4th qtr	-	1	-	-	1	-	3	1	-
<hr/>									
TOTAL PERIOD 1988=	12		TOTAL SAME PERIOD 1987=	12		PERCENT CHANGE 87/88=	NO CHANGE		
<u>NEW HAVEN</u>	-	204	2	6	33	8	470	22	61
3rd qtr	-	101	2	4	17	6	246	9	29
4th qtr	-	103	-	2	16	2	224	13	32
<hr/>									
TOTAL PERIOD 1988=	806		TOTAL SAME PERIOD 1987=	948		PERCENT CHANGE 87/88=	- 15.0%		
<u>NEWINGTON</u>	-	29	-	-	2	-	2	3	3
3rd qtr	-	14	-	-	1	-	1	-	2
4th qtr	-	15	-	-	1	-	1	3	1
<hr/>									
TOTAL PERIOD 1988=	39		TOTAL SAME PERIOD 1987=	28		PERCENT CHANGE 87/88=	+ 39.3%		
<u>NEW LONDON</u>	1	61	-	-	14	4	136	31	16
3rd qtr	-	34	-	-	6	1	71	14	7
4th qtr	1	27	-	-	8	3	65	17	9
<hr/>									
TOTAL PERIOD 1988=	263		TOTAL SAME PERIOD 1987=	231		PERCENT CHANGE 87/88=	+ 13.9%		

AGENCY ARREST TOTALS

AGENCY	HOMICIDE	ASSAULT	KIDNAPPING	SEXUAL ASSAULT	CRIMINAL MISCHIEF	RISK OF INJURY	BREACH OF PEACE	DISORDERLY CONDUCT	OTHER
<u>NEW MILFORD</u>	-	27	-	2	1	-	21	28	2
3rd qtr	-	14	-	1	1	-	13	14	1
4th qtr	-	13	-	1	-	-	8	14	1
TOTAL PERIOD 1988=	81		TOTAL SAME PERIOD 1987=	47		PERCENT CHANGE 87/88=	+ 72.3%		
<u>NEWTOWN</u>	-	7	-	-	-	-	-	6	-
3rd qtr	-	3	-	-	-	-	-	2	-
4th qtr	-	4	-	-	-	-	-	4	-
TOTAL PERIOD 1988=	13		TOTAL SAME PERIOD 1987=	24		PERCENT CHANGE 87/88=	- 45.8%		
<u>NORTH BRANFORD</u>	-	4	-	-	3	-	5	17	-
3rd qtr	-	-	-	-	2	-	4	8	-
4th qtr	-	4	-	-	1	-	1	9	-
TOTAL PERIOD 1988=	29		TOTAL SAME PERIOD 1987=	42		PERCENT CHANGE 87/88=	- 31.0%		
<u>NORTH HAVEN</u>	-	4	-	-	5	-	7	17	5
3rd qtr	-	2	-	-	4	-	4	10	2
4th qtr	-	2	-	-	1	-	3	7	3
TOTAL PERIOD 1988=	38		TOTAL SAME PERIOD 1987=	48		PERCENT CHANGE 87/88=	- 20.8%		
<u>NORWALK</u>	-	108	-	1	5	1	58	73	8
3rd qtr	-	56	-	1	4	1	37	38	4
4th qtr	-	52	-	-	1	-	21	35	4
TOTAL PERIOD 1988=	254		TOTAL SAME PERIOD 1987=	188		PERCENT CHANGE 87/88=	+ 35.1%		
<u>NORWICH</u>	-	62	-	-	8	2	75	36	7
3rd qtr	-	29	-	-	4	1	41	18	2
4th qtr	-	33	-	-	4	1	34	18	5
TOTAL PERIOD 1988=	190		TOTAL SAME PERIOD 1987=	165		PERCENT CHANGE 87/88=	+ 15.2%		
<u>OLD SAYBROOK</u>	-	6	-	-	1	-	3	3	2
3rd qtr	-	2	-	-	1	-	2	2	2
4th qtr	-	4	-	-	-	-	1	1	-
TOTAL PERIOD 1988=	15		TOTAL SAME PERIOD 1987=	15		PERCENT CHANGE 87/88=	NO CHANGE		
<u>ORANGE</u>	-	3	-	-	-	-	7	9	-
3rd qtr	-	3	-	-	-	-	2	7	-
4th qtr	-	-	-	-	-	-	5	2	-
TOTAL PERIOD 1988=	19		TOTAL SAME PERIOD 1987=	13		PERCENT CHANGE 87/88=	+ 46.2%		

AGENCY ARREST TOTALS

AGENCY	HOMICIDE	ASSAULT	KIDNAPPING	SEXUAL ASSAULT	CRIMINAL MISCHIEF	RISK OF INJURY	BREACH OF PEACE	DISORDERLY CONDUCT	OTHER
<u>PLAINFIELD</u>	-	11	-	-	1	1	6	18	-
3rd qtr	-	5	-	-	1	-	3	5	-
4th qtr	-	6	-	-	-	1	3	13	-
TOTAL PERIOD 1988=	37		TOTAL SAME PERIOD 1987=	36		PERCENT CHANGE 87/88=	+ 2.8%		
<u>PLAINVILLE</u>	-	18	-	-	1	1	12	16	5
3rd qtr	-	9	-	-	-	-	6	10	2
4th qtr	-	9	-	-	1	1	6	6	3
TOTAL PERIOD 1988=	53		TOTAL SAME PERIOD 1987=	45		PERCENT CHANGE 87/88=	+ 17.8%		
<u>PLYMOUTH</u>	-	24	-	-	6	-	5	10	1
3rd qtr	-	14	-	-	3	-	4	7	1
4th qtr	-	10	-	-	3	-	1	3	-
TOTAL PERIOD 1988=	46		TOTAL SAME PERIOD 1987=	38		PERCENT CHANGE 87/88=	+ 21.1%		
<u>PUTNAM</u>	-	11	-	-	10	-	15	7	1
3rd qtr	-	8	-	-	8	-	11	2	1
4th qtr	-	3	-	-	2	-	4	5	-
TOTAL PERIOD 1988=	44		TOTAL SAME PERIOD 1987=	22		PERCENT CHANGE 87/88=	+100.0%		
<u>RIDGEFIELD</u>	-	8	-	-	2	-	-	1	1
3rd qtr	-	5	-	-	2	-	-	1	1
4th qtr	-	3	-	-	-	-	-	-	-
TOTAL PERIOD 1988=	12		TOTAL SAME PERIOD 1987=	5		PERCENT CHANGE 87/88=	+140.0%		
<u>ROCKY HILL</u>	-	10	-	-	-	-	7	6	3
3rd qtr	-	5	-	-	-	-	2	4	2
4th qtr	-	5	-	-	-	-	5	2	1
TOTAL PERIOD 1988=	26		TOTAL SAME PERIOD 1987=	26		PERCENT CHANGE 87/88=	NO CHANGE		
<u>SEYMOUR</u>	-	9	-	-	1	-	8	25	-
3rd qtr	-	6	-	-	1	-	5	13	-
4th qtr	-	3	-	-	-	-	3	12	-
TOTAL PERIOD 1988=	43		TOTAL SAME PERIOD 1987=	24		PERCENT CHANGE 87/88=	+ 79.2%		
<u>SHELTON</u>	-	25	-	-	4	-	4	12	1
3rd qtr	-	9	-	-	2	-	2	7	-
4th qtr	-	16	-	-	2	-	2	5	1
TOTAL PERIOD 1988=	46		TOTAL SAME PERIOD 1987=	43		PERCENT CHANGE 87/88=	+ 7.0%		

AGENCY ARREST TOTALS

AGENCY	HOMICIDE	ASSAULT	KIDNAPPING	SEXUAL ASSAULT	CRIMINAL MISCHIEF	RISK OF INJURY	BREACH OF PEACE	DISORDERLY CONDUCT	OTHER
<u>SIMSBURY</u>	-	6	-	-	2	1	-	4	1
3rd qtr	-	5	-	-	1	-	-	3	1
4th qtr	-	1	-	-	1	1	-	1	-
TOTAL PERIOD 1988=	14		TOTAL SAME PERIOD 1987=	13		PERCENT CHANGE 87/88=	+ 7.7%		
<u>SOUTHBURY TRAIN</u>	-	-	-	-	-	-	-	-	-
3rd qtr	-	-	-	-	-	-	-	-	-
4th qtr	-	-	-	-	-	-	-	-	-
TOTAL PERIOD 1988=	0		TOTAL SAME PERIOD 1987=	1		PERCENT CHANGE 87/88=	-100.0%		
<u>SOUTHINGTON</u>	-	18	-	-	1	-	7	15	-
3rd qtr	-	13	-	-	1	-	4	10	-
4th qtr	-	5	-	-	-	-	3	5	-
TOTAL PERIOD 1988=	41		TOTAL SAME PERIOD 1987=	50		PERCENT CHANGE 87/88=	- 18.0%		
<u>SOUTH WINDSOR</u>	-	9	-	-	-	-	12	7	-
3rd qtr	-	6	-	-	-	-	5	5	-
4th qtr	-	3	-	-	-	-	7	2	-
TOTAL PERIOD 1988=	28		TOTAL SAME PERIOD 1987=	18		PERCENT CHANGE 87/88=	+ 55.6%		
<u>STAMFORD</u>	-	134	-	3	16	2	28	57	21
3rd qtr	-	87	-	-	8	1	16	29	12
4th qtr	-	47	-	3	8	1	12	28	9
TOTAL PERIOD 1988=	261		TOTAL SAME PERIOD 1987=	353		PERCENT CHANGE 87/88=	- 26.1%		
<u>STONINGTON</u>	-	21	-	-	7	-	9	27	2
3rd qtr	-	16	-	-	5	-	6	17	1
4th qtr	-	5	-	-	2	-	3	10	1
TOTAL PERIOD 1988=	66		TOTAL SAME PERIOD 1987=	49		PERCENT CHANGE 87/88=	+ 34.7%		
<u>STRATFORD</u>	-	70	-	-	1	-	18	9	11
3rd qtr	-	40	-	-	1	-	9	5	7
4th qtr	-	30	-	-	-	-	9	4	4
TOTAL PERIOD 1988=	109		TOTAL SAME PERIOD 1987=	121		PERCENT CHANGE 87/88=	- 9.9%		
<u>SUFFIELD</u>	-	1	-	-	1	1	1	4	-
3rd qtr	-	1	-	-	-	-	1	2	-
4th qtr	-	-	-	-	1	1	-	2	-
TOTAL PERIOD 1988=	8		TOTAL SAME PERIOD 1987=	11		PERCENT CHANGE 87/88=	- 27.3%		

AGENCY ARREST TOTALS

AGENCY	HOMICIDE	ASSAULT	KIDNAPPING	SEXUAL ASSAULT	CRIMINAL MISCHIEF	RISK OF INJURY	BREACH OF PEACE	DISORDERLY CONDUCT	OTHER
<u>THOMASTON</u>	-	16	-	-	1	-	4	10	1
3rd qtr	-	6	-	-	-	-	2	5	-
4th qtr	-	10	-	-	1	-	2	5	1
TOTAL PERIOD 1988=	32		TOTAL SAME PERIOD 1987=	28		PERCENT CHANGE 87/88=	+ 14.3%		
<u>TORRINGTON</u>	-	40	-	-	11	-	81	32	17
3rd qtr	-	20	-	-	3	-	43	15	11
4th qtr	-	20	-	-	8	-	38	17	6
TOTAL PERIOD 1988=	181		TOTAL SAME PERIOD 1987=	133		PERCENT CHANGE 87/88=	+ 36.1%		
<u>TRUMBULL</u>	-	13	-	-	1	-	-	11	1
3rd qtr	-	7	-	-	1	-	-	7	1
4th qtr	-	6	-	-	-	-	-	4	-
TOTAL PERIOD 1988=	26		TOTAL SAME PERIOD 1987=	31		PERCENT CHANGE 87/88=	- 16.1%		
<u>VERNON</u>	-	29	-	2	5	3	50	6	5
3rd qtr	-	14	-	2	1	1	24	2	3
4th qtr	-	15	-	-	4	2	26	4	2
TOTAL PERIOD 1988=	100		TOTAL SAME PERIOD 1987=	109		PERCENT CHANGE 87/88=	- 8.3%		
<u>WALLINGFORD</u>	-	18	-	1	3	2	16	34	4
3rd qtr	-	10	-	1	2	-	7	13	2
4th qtr	-	8	-	-	1	2	9	21	2
TOTAL PERIOD 1988=	78		TOTAL SAME PERIOD 1987=	82		PERCENT CHANGE 87/88=	- 4.9%		
<u>WATERBURY</u>	-	300	2	1	41	5	228	101	58
3rd qtr	-	173	1	1	24	1	130	39	26
4th qtr	-	127	1	-	17	4	98	62	32
TOTAL PERIOD 1988=	736		TOTAL SAME PERIOD 1987=	663		PERCENT CHANGE 87/88=	+ 11.0%		
<u>WATERFORD</u>	-	3	-	-	-	1	25	3	3
3rd qtr	-	2	-	-	-	-	13	1	2
4th qtr	-	1	-	-	-	1	12	2	1
TOTAL PERIOD 1988=	35		TOTAL SAME PERIOD 1987=	35		PERCENT CHANGE 87/88=	NO CHANGE		
<u>WATERTOWN</u>	-	8	-	-	3	-	11	17	2
3rd qtr	-	2	-	-	2	-	6	6	2
4th qtr	-	6	-	-	1	-	5	11	-
TOTAL PERIOD 1988=	41		TOTAL SAME PERIOD 1987=	57		PERCENT CHANGE 87/88=	- 28.1%		

AGENCY ARREST TOTALS

AGENCY	HOMICIDE	ASSAULT	KIDNAPPING	SEXUAL ASSAULT	CRIMINAL MISCHIEF	RISK OF INJURY	BREACH OF PEACE	DISORDERLY CONDUCT	OTHER
<u>WEST HARTFORD</u>	-	32	-	1	2	1	9	18	3
3rd qtr	-	19	-	1	1	-	4	8	1
4th qtr	-	13	-	-	1	1	5	10	2
<hr/>									
TOTAL PERIOD 1988=	66		TOTAL SAME PERIOD 1987=	54		PERCENT CHANGE 87/88=	+ 22.2%		
<u>WEST HAVEN</u>	-	59	-	-	9	5	111	39	15
3rd qtr	-	30	-	-	6	1	60	15	7
4th qtr	-	29	-	-	3	4	51	24	8
<hr/>									
TOTAL PERIOD 1988=	231		TOTAL SAME PERIOD 1987=	221		PERCENT CHANGE 87/88=	+ 7.7%		
<u>WESTON</u>	-	1	-	-	-	-	-	6	2
3rd qtr	-	-	-	-	-	-	-	5	-
4th qtr	-	1	-	-	-	-	-	1	2
<hr/>									
TOTAL PERIOD 1988=	9		TOTAL SAME PERIOD 1987=	10		PERCENT CHANGE 87/88=	- 10.0%		
<u>WESTPORT</u>	-	11	-	-	-	-	6	20	-
3rd qtr	-	8	-	-	-	-	4	10	-
4th qtr	-	3	-	-	-	-	2	10	-
<hr/>									
TOTAL PERIOD 1988=	37		TOTAL SAME PERIOD 1987=	20		PERCENT CHANGE 87/88=	+ 85.0%		
<u>WETHERSFIELD</u>	-	30	-	-	4	-	5	7	-
3rd qtr	-	16	-	-	3	-	2	4	-
4th qtr	-	14	-	-	1	-	3	3	-
<hr/>									
TOTAL PERIOD 1988=	46		TOTAL SAME PERIOD 1987=	35		PERCENT CHANGE 87/88=	+ 31.4%		
<u>WILLIMANTIC</u>	-	19	1	1	3	2	50	9	5
3rd qtr	-	16	1	1	-	2	32	5	4
4th qtr	-	3	-	-	3	-	18	4	1
<hr/>									
TOTAL PERIOD 1988=	90		TOTAL SAME PERIOD 1987=	80		PERCENT CHANGE 87/88=	+ 12.5%		
<u>WILTON</u>	-	4	-	-	-	-	-	15	-
3rd qtr	-	1	-	-	-	-	-	5	-
4th qtr	-	3	-	-	-	-	-	10	-
<hr/>									
TOTAL PERIOD 1988=	19		TOTAL SAME PERIOD 1987=	9		PERCENT CHANGE 87/88=	+111.0%		
<u>WINDSOR</u>	-	20	-	-	2	1	10	10	-
3rd qtr	-	14	-	-	-	1	6	7	-
4th qtr	-	6	-	-	2	-	4	3	-
<hr/>									
TOTAL PERIOD 1988=	43		TOTAL SAME PERIOD 1987=	45		PERCENT CHANGE 87/88=	- 4.4%		

AGENCY ARREST TOTALS

AGENCY	HOMICIDE	ASSAULT	KIDNAPPING	SEXUAL ASSAULT	CRIMINAL MISCHIEF	RISK OF INJURY	BREACH OF PEACE	DISORDERLY CONDUCT	OTHER
<u>WINDSOR LOCKS</u>	-	19	-	-	3	-	7	10	3
3rd qtr	-	14	-	-	2	-	4	5	3
4th qtr	-	5	-	-	1	-	3	5	-
TOTAL PERIOD 1988=	42		TOTAL SAME PERIOD 1987=	27		PERCENT CHANGE 87/88=	+ 55.6%		
<u>WINSTED</u>	-	35	-	2	1	-	5	9	8
3rd qtr	-	15	-	2	-	-	4	1	5
4th qtr	-	20	-	-	1	-	1	8	3
TOTAL PERIOD 1988=	60		TOTAL SAME PERIOD 1987=	50		PERCENT CHANGE 87/88=	+ 20.0%		
<u>WOLCOTT</u>	-	11	-	1	3	-	12	5	3
3rd qtr	-	4	-	1	1	-	5	3	1
4th qtr	-	7	-	-	2	-	7	2	2
TOTAL PERIOD 1988=	35		TOTAL SAME PERIOD 1987=	31		PERCENT CHANGE 87/88=	+ 12.9%		
<u>WOODBIDGE</u>	-	6	-	-	3	1	5	8	-
3rd qtr	-	4	-	-	1	-	3	4	-
4th qtr	-	2	-	-	2	1	2	4	-
TOTAL PERIOD 1988=	23		TOTAL SAME PERIOD 1987=	17		PERCENT CHANGE 87/88=	+ 35.3%		
<u>C.C.S.U.</u>	-	-	-	-	-	-	-	-	-
3rd qtr	-	-	-	-	-	-	-	-	-
4th qtr	-	-	-	-	-	-	-	-	-
TOTAL PERIOD 1988=	0		TOTAL SAME PERIOD 1987=	1		PERCENT CHANGE 87/88=	-100.0%		
<u>E.C.S.U.</u>	-	-	-	-	-	-	-	-	-
3rd qtr	-	-	-	-	-	-	-	-	-
4th qtr	-	-	-	-	-	-	-	-	-
TOTAL PERIOD 1988=	0		TOTAL SAME PERIOD 1987=	1		PERCENT CHANGE 87/88=	-100.0%		
<u>S.C.S.U.</u>	-	-	-	-	-	-	-	-	-
3rd qtr	-	-	-	-	-	-	-	-	-
4th qtr	-	-	-	-	-	-	-	-	-
TOTAL PERIOD 1988=	0		TOTAL SAME PERIOD 1987=	0		PERCENT CHANGE 87/88=	NO CHANGE		
<u>W.C.S.U.</u>	-	-	-	-	-	-	-	-	-
3rd qtr	-	-	-	-	-	-	-	-	-
4th qtr	-	-	-	-	-	-	-	-	-
TOTAL PERIOD 1988=	0		TOTAL SAME PERIOD 1987=	0		PERCENT CHANGE 87/88=	NO CHANGE		

AGENCY ARREST TOTALS

AGENCY	HOMICIDE	ASSAULT	KIDNAPPING	SEXUAL ASSAULT	CRIMINAL MISCHIEF	RISK OF INJURY	BREACH OF PEACE	DISORDERLY CONDUCT	OTHER
UCONN AVERY POINT	-	-	-	-	-	-	-	1	-
3rd qtr	-	-	-	-	-	-	-	-	-
4th qtr	-	-	-	-	-	-	-	1	-
TOTAL PERIOD 1988=	1				0			PERCENT CHANGE 87/88=	*
UCONN HEALTH CTR	-	-	-	-	-	-	-	-	-
3rd qtr	-	-	-	-	-	-	-	-	-
4th qtr	-	-	-	-	-	-	-	-	-
TOTAL PERIOD 1988=	0				1			PERCENT CHANGE 87/88=	-100.0%
UCONN STORRS	-	-	-	-	-	-	-	-	-
3rd qtr	-	-	-	-	-	-	-	-	-
4th qtr	-	-	-	-	-	-	-	-	-
TOTAL PERIOD 1988=	0				2			PERCENT CHANGE 87/88=	-100.0%
YALE	-	2	-	-	2	-	5	-	-
3rd qtr	-	2	-	-	1	-	5	-	-
4th qtr	-	-	-	-	1	-	-	-	-
TOTAL PERIOD 1988=	9				0			PERCENT CHANGE 87/88=	*
D.E.P.	-	1	-	-	-	-	3	-	-
3rd qtr	-	1	-	-	-	-	3	-	-
4th qtr	-	-	-	-	-	-	-	-	-
TOTAL PERIOD 1988=	4				5			PERCENT CHANGE 87/88=	- 20.0%
STATE POLICE	-	193	2	1	33	5	99	297	27
3rd qtr	-	106	2	1	18	1	56	162	16
4th qtr	-	87	-	-	15	4	43	135	11
TOTAL PERIOD 1988=	657				608			PERCENT CHANGE 87/88=	+ 8.1%
STATE TOTALS	4	4,464	16	43	506	93	2,526	2,236	730
3rd qtr	2	2,487	12	32	264	44	1,409	1,108	402
4th qtr	2	1,977	4	11	242	49	1,117	1,128	328
TOTAL PERIOD 1988=	10,618				10,169			PERCENT CHANGE 87/88=	+ 4.4%

* Cannot calculate rate of increase from zero.