

U.S. Department of Justice
Office of Justice Programs
Bureau of Justice Statistics

Federal Criminal Case Processing, 1980-87

Addendum for 1988 and Preliminary 1989

A Federal Justice Statistics report

125616

ention

ication

acing

Bureau of Justice Statistics reports

(Revised October 1990)

Call toll-free 800-732-3277 (local 301-251-5500) to order BJS reports, to be added to one of the BJS mailing lists, or to speak to a reference specialist in statistics at the Justice Statistics Clearinghouse, National Criminal Justice Reference Service, Box 6000, Rockville, MD 20850.

BJS maintains the following mailing lists:

- Law enforcement reports (new)
- Drugs and crime data (new)
- Justice spending & employment
- White-collar crime
- National Crime Survey (annual)
- Corrections (annual)
- Courts (annual)
- Privacy and security of criminal history information and information policy
- Federal statistics (annual)
- BJS bulletins and special reports (approximately twice a month)
- Sourcebook of Criminal Justice Statistics (annual)

Single copies of reports are free; use NCJ number to order. Postage and handling are charged for bulk orders of single reports. For single copies of multiple titles, up to 10 titles are free; 11-40 titles \$10; more than 40, \$20; libraries call for special rates.

Public-use tapes of BJS data sets and other criminal justice data are available from the National Archive of Criminal Justice Data (formerly CJAIN), P.O. Box 1248, Ann Arbor, MI 48106 (toll-free 1-800-999-0960).

National Crime Survey

The Nation's two crime measures: Uniform Crime Reports and the National Crime Survey, NCJ-122705, 4/90

Criminal victimization in the U.S.:

- 1989 press release, 5/90
- 1988 (final), NCJ-122024, 10/90
- 1987 (final report), NCJ-115524, 6/89

BJS special reports

- Handgun crime victims, NCJ-123559, 7/90
- Black victims, NCJ-122562, 4/90
- Hispanic victims, NCJ-120507, 1/90
- The redesigned National Crime Survey: Selected new data, NCJ-114746, 1/89
- Motor vehicle theft, NCJ-109978, 3/88
- Elderly victims, NCJ-107676, 11/87
- Violent crime trends, NCJ-107217, 11/87
- Robbery victims, NCJ-104638, 4/87
- Violent crime by strangers and non-strangers, NCJ-103702, 1/87
- Preventing domestic violence against women, NCJ-102037, 8/86
- Crime prevention measures, NCJ-100438, 3/86
- The use of weapons in committing crimes, NCJ-99643, 1/86
- Reporting crimes to the police, NCJ-99432, 12/85
- Locating city, suburban, and rural crime, NCJ-99535, 12/85
- The economic cost of crime to victims, NCJ-93450, 4/84
- Family violence, NCJ-93449, 4/84

BJS bulletins:

- Criminal victimization 1989, NCJ-125615, 10/90
- Crime and the Nation's households, 1989, NCJ-124544, 9/90
- The crime of rape, NCJ-96777, 3/85
- Household burglary, NCJ-96021, 1/85
- Measuring crime, NCJ-75710, 2/81

BJS technical reports

- New directions for the NCS, NCJ-115571, 3/89
- Series crimes: Report of a field test, NCJ-104615, 4/87

Redesign of the National Crime Survey, NCJ-111457, 3/89

The seasonality of crime victimization, NCJ-111033, 6/88

Crime and older Americans information package, NCJ-104569, \$10, 5/87

Teenage victims, NCJ-103138, 12/86

Victimization and fear of crime: World perspectives, NCJ-93872, 1/85, \$9.15

The National Crime Survey: Working papers, vol. I: Current and historical perspectives, NCJ-75374, 8/82

vol. II: Methodology studies, NCJ-90307

Corrections

BJS bulletins and special reports:

- Capital punishment 1989, NCJ-124545, 10/90
- Victims of violent State prison inmates, NCJ-124133, 7/90
- Prisoners in 1989, NCJ-122716, 5/90
- Prison rule violators, NCJ-120344, 12/89
- Capital punishment 1988, NCJ-118313, 7/89
- Recidivism of prisoners released in 1983, NCJ-116261, 4/89
- Drug use and crime: State prison inmate survey, 1986, NCJ-111940, 7/88
- Time served in prison and on parole 1984, NCJ-108544, 12/87
- Profile of State prison inmates, 1986, NCJ-109926, 1/88
- Imprisonment in four countries, NCJ-103967, 2/87
- Population density in State prisons, NCJ-103204, 12/86
- State and Federal prisoners, 1925-85, NCJ-102494, 11/86
- Prison admissions and releases, 1983, NCJ-100582, 3/86
- The prevalence of imprisonment, NCJ-93657, 7/85
- Examining recidivism, NCJ-96501, 2/85
- Prisoners at midyear 1990 (press release), 10/90
- Correctional populations in the U.S.: 1987, NCJ-118762, 12/89
- 1986, NCJ-111611, 2/89
- 1985, NCJ-103957, 2/88
- Historical statistics on prisoners in State and Federal institutions, year-end 1925-86, NCJ-111098, 6/88
- 1984 census of State adult correctional facilities, NCJ-105585, 7/87

Census of jails and survey of jail inmates:

- BJS bulletins and special reports:
- Jail inmates, 1989, NCJ-123264, 6/90
- Population density in local jails, 1988, NCJ-122299, 3/90
- Census of local jails, 1988 (BJS bulletin), NCJ-121101, 2/90
- Jail inmates, 1987, NCJ-114319, 12/88
- Drunk driving, NCJ-109945, 2/88
- Jail inmates, 1986, NCJ-107123, 10/87
- The 1983 jail census, NCJ-95536, 11/84

Census of local jails, 1983: Data for individual jails, vols. I-IV, Northeast, Midwest, South, West, NCJ-112796-9, vol. V. Selected findings, methodology, summary tables, NCJ-112795, 11/88

Our crowded jails: A national plight, NCJ-111846, 8/88

Parole and probation

BJS bulletins

- Probation and parole: 1988, NCJ-119970, 11/89
- 1987, NCJ-113948, 11/88
- 1986, NCJ-108012, 12/87
- Setting prison terms, NCJ-76218, 8/83

BJS special reports

- Recidivism of young parolees, NCJ-104916, 5/87

Children in custody

- Census of public and private juvenile detention, correctional, and shelter facilities, 1975-85, NCJ-114065, 6/89
- Survey of youth in custody, 1987 (special report), NCJ-113365, 9/88
- Public juvenile facilities, 1985 (bulletin), NCJ-102457, 10/86

Law enforcement management

BJS bulletins and special reports:

- Police departments in large cities, 1987, NCJ-119220, 8/89
- Profile of state and local law enforcement agencies, NCJ-113949, 3/89

Expenditure and employment

BJS bulletins:

- Justice expenditure and employment: 1988, NCJ-123132, 7/90
- 1985, NCJ-104460, 3/87
- 1983, NCJ-101776, 7/86

Anti-drug abuse formula grants: Justice variable pass-through data, 1988 (BJS Technical Report), NCJ-120070, 3/90

Justice expenditure and employment: 1985 (full report), NCJ-106356, 8/89

Extracts, 1982 and 1983, NCJ-106629, 8/88

Courts

BJS bulletins:

- Felony sentences in State courts, NCJ-115210, 2/83
- Criminal defense for the poor, 1986, NCJ-112919, 9/88
- State felony courts and felony laws, NCJ-106273, 8/87
- The growth of appeals: 1973-83 trends, NCJ-96381, 2/85
- Case filings in State courts 1983, NCJ-95111, 10/84

BJS special reports:

- Felony case processing in State courts, 1986, NCJ-121753, 2/90
- Felony case-processing time, NCJ-101985, 8/86
- Felony sentencing in 18 local jurisdictions, NCJ-97681, 6/85
- The prevalence of guilty pleas, NCJ-96018, 12/84
- Sentencing practices in 13 States, NCJ-95399, 10/84

Felony defendants in large urban counties, 1988, NCJ-122385

Profile of felons convicted in State courts, 1986, NCJ-120021, 1/90

Sentencing outcomes in 28 felony courts, NCJ-105743, 8/87

National criminal defense systems study, NCJ-94702, 10/86

The prosecution of felony arrests:

- 1987, NCJ-124140, 9/90
 - 1986, NCJ-113248, 6/89
 - 1982, NCJ-106990, 5/88
- Felony laws of the 50 States and the District of Columbia, 1986, NCJ-105066, 2/88
- State court model statistical dictionary, Supplement, NCJ-98326, 9/85
- 1st edition, NCJ-62320, 9/80

Privacy and security

Compendium of State privacy and security legislation:

- 1989 overview, NCJ-121157, 5/90
- 1987 overview, NCJ-111097, 9/88
- 1989 full report (1,500 pages, microfiche \$2, hard copy \$145), NCJ-121158, 9/90

Criminal justice information policy:

- BJS/SEARCH conference proceedings: Criminal justice in the 1990's: The future of information management, NCJ-121697, 5/90
- Juvenile and adult records: One system, one record?, NCJ-114947, 1/90
- Open vs. confidential records, NCJ-113560, 1/88
- Strategies for improving data quality, NCJ-115339, 5/89
- Public access to criminal history record information, NCJ-111458, 11/88
- Juvenile records and recordkeeping systems, NCJ-112815, 11/88
- Automated fingerprint identification systems: Technology and policy issues, NCJ-104342, 4/87
- Criminal justice "hot" files, NCJ-101850, 12/86
- Crime control and criminal records (BJS special report), NCJ-99176, 10/85

Drugs & crime data:

- State drug resources: A national directory, NCJ-122582, 5/90
- Federal drug data for national policy, NCJ-122715, 4/90
- Drugs & crime data center & clearinghouse, brochure 133, 4/90
- Drugs and crime facts, 1989, NCJ-121022, 1/90
- Rolodex card, BC 100, 8/88

Computer crime

BJS special reports:

- Electronic fund transfer fraud, NCJ-96666, 3/85
- Electronic fund transfer and crime, NCJ-92650, 2/84
- Electronic fund transfer systems fraud, NCJ-100461, 4/86
- Electronic fund transfer systems and crime, NCJ-83736, 9/82
- Expert witness manual, NCJ-77927, 9/81, \$11.50

Federal justice statistics

- Federal criminal case processing, 1980-87, NCJ-120069, 5/90
- Compendium of Federal justice statistics 1984, NCJ-112816, 9/89
- The Federal civil justice system (BJS bulletin), NCJ-104769, 8/87

Federal offenses and offenders

BJS special reports:

- Immigration offenses, NCJ-124546, 8/90
- Federal criminal cases, 1980-87, NCJ-118311, 7/89
- Drug law violators, 1980-86, NCJ-111763, 6/88
- Pretrial release and detention: The Bail Reform Act of 1984, NCJ-109929, 2/88
- White-collar crime NCJ-106876, 9/87
- Pretrial release and misconduct, NCJ-96132, 1/85

BJS bulletins:

- Bank robbery, NCJ-94463, 8/84
- Federal drug law violators, NCJ-92692, 2/84

General

BJS bulletins and special reports:

- Tracking offenders, 1987, NCJ-125315, 10/90
- Criminal cases in five states, 1983-86, NCJ-118798, 9/89
- International crime rates, NCJ-110776, 5/88
- Tracking offenders, 1984, NCJ-109686, 1/88
- BJS telephone contacts '87, NCJ-102909, 12/86
- Tracking offenders: White-collar crime, NCJ-102867, 11/86
- Police employment and expenditure, NCJ-100117, 2/86
- BJS data report, 1989, NCJ-121514, 10/90
- Sourcebook of criminal justice statistics, 1989, NCJ-124224, 9/90
- Publications of BJS, 1985-89: Microfiche library, PRO30014, 5/90, \$190
- Bibliography, TBO30013, \$17.50

Publications of BJS, 1971-84:

- Microfiche library, PRO30012, \$203
- Bibliography, TBO30012, \$17.50
- 1990 directory of automated criminal justice information systems, Vol. 1, Corrections; 2, Courts; 3, Law enforcement; 4, Probation and parole; 5, Prosecution; NCJ-122226-30, 5/90
- BJS annual report, fiscal 1988, NCJ-115749, 4/89
- Report to the Nation on crime and justice: Second edition, NCJ-105506, 6/88
- Technical appendix, NCJ-112011, 8/88
- Criminal justice microcomputer guide and software catalog, NCJ-112178, 8/88
- Proceedings of the third workshop on law and justice statistics, NCJ-112230, 7/88
- National survey of crime severity, NCJ-96017, 10/85

See order form
on last page



Federal Criminal Case Processing, 1980-87

Addendum for 1988 and Preliminary 1989

November 1990, NCJ-125616

125616

U.S. Department of Justice
National Institute of Justice

This document has been reproduced exactly as received from the person or organization originating it. Points of view or opinions stated in this document are those of the authors and do not necessarily represent the official position or policies of the National Institute of Justice.

Permission to reproduce this ~~copyrighted~~ material has been granted by

Public Domain/OJP/BJS

U.S. Department of Justice

to the National Criminal Justice Reference Service (NCJRS).

Further reproduction outside of the NCJRS system requires permission of the ~~copyright~~ owner.

**U.S. Department of Justice
Office of Justice Programs
Bureau of Justice Statistics**

Steven D. Dillingham
Director

Acknowledgments. This report is based on data tabulations prepared by Jan Chaiken, Kenneth Carlson, and Irma Rivera of Abt Associates, Inc., under award number 87-BJ-CX-K063, monitored by Carol G. Kaplan, chief, Federal statistics and information policy branch, BJS. Marilyn Marbrook, BJS publications chief, administered production.

The contents of this document do not necessarily reflect the views or policies of the Bureau of Justice Statistics or the U.S. Department of Justice.

The Assistant Attorney General, Office of Justice Programs, coordinates the activities of the following program offices and bureaus: the Bureau of Justice Statistics, National Institute of Justice, Bureau of Justice Assistance, Office of Juvenile Justice and Delinquency Prevention, and the Office for Victims of Crime.

List of data tables

Prosecution

Suspects in criminal matters concluded:

1. Number of suspects in criminal matters concluded
2. Number of suspects prosecuted in U.S. district court
3. Percent of suspects who were prosecuted in U.S. district court
4. Number of suspects whom U.S. attorneys declined to prosecute
5. Percent of suspects whom U.S. attorneys declined to prosecute
6. Number of suspects who were referred to U.S. magistrates
7. Percent of suspects who were referred to U.S. magistrates

Adjudication

Defendants in cases terminated in U.S. district court:

8. Number of defendants in cases terminated in U.S. district court
9. Number of defendants convicted
10. Percent of defendants convicted
11. Number of defendants whose cases were dismissed
12. Percent of defendants whose cases were dismissed

Defendants in matters disposed by U.S. magistrates

13. Number of defendants convicted
14. Percent of defendants convicted

Sentencing

Offenders convicted in cases terminated in U.S. district court:

15. Number of offenders sentenced to prison
16. Percent of offenders sentenced to prison
17. Mean length of prison sentences

This Addendum to the BJS report, *Federal Criminal Processing, 1980-87*, updates tables presented in the original report to include final data for 1988 and preliminary data for 1989. Readers interested in tracing trends over each of the years 1980 through 1989 should use the original report in conjunction with this document. Readers should also refer to the original report for the glossary, discussion of methodology, and table notes.

The data shown for 1989 are preliminary since they reflect only those transactions recorded prior to June 30, 1990. It is estimated that the final figures, reflecting all 1989 transactions recorded prior to December 31, 1990, will include approximately 400 to 500 additional transactions.

The tables in this report are based on data contained in the BJS Federal Justice Statistics database. Source records for the database were provided by the Executive Office for the United States Attorneys, the Administrative Office of the United States Courts, the Bureau of Prisons, and the United States Parole Commission.

Tables 1-7, 13, and 14, which describe the number and rate of prosecutions and the results of magistrate proceedings, include only those matters handled by U.S. attorneys. All other tables, which describe the number and rate of convictions, sentencing patterns, incarceration rates, and length of sentence imposed, include all cases regardless of the prosecuting agency.

Years identified in each table refer to the calendar year indicated.

Table 1. Number of suspects in criminal matters concluded, 1980, 1985-88

| Most serious offense investigated | Number of suspects in criminal matters concluded | | | | |
|--|--|--------|--------|--------|--------|
| | 1980 | 1985 | 1986 | 1987 | 1988 |
| All offenses^a | 69,344 | 78,407 | 86,995 | 91,310 | 94,548 |
| Violent offenses | 3,861 | 3,828 | 4,040 | 4,460 | 4,480 |
| Murder | 180 | 187 | 211 | 258 | 336 |
| Assault | 864 | 781 | 982 | 1,071 | 1,008 |
| Robbery | 2,426 | 2,150 | 2,120 | 2,257 | 2,257 |
| Rape | 30 | 75 | 83 | 161 | 247 |
| Other sex offenses | 63 | 246 | 338 | 456 | 355 |
| Kidnaping | 183 | 234 | 185 | 137 | 169 |
| Threats against the President | 115 | 155 | 121 | 120 | 108 |
| Property offenses | 21,429 | 23,508 | 26,081 | 28,900 | 27,468 |
| Fraudulent offenses | 16,594 | 19,554 | 22,076 | 24,765 | 23,675 |
| Embezzlement | 3,976 | 4,517 | 5,020 | 5,472 | 5,339 |
| Fraud ^b | 9,796 | 11,723 | 13,643 | 15,859 | 15,633 |
| Forgery | 2,797 | 3,257 | 3,372 | 3,392 | 2,631 |
| Counterfeiting | 25 | 57 | 41 | 42 | 72 |
| Other offenses | 4,835 | 3,954 | 4,005 | 4,135 | 3,793 |
| Burglary | 93 | 89 | 98 | 115 | 99 |
| Larceny | 2,680 | 2,187 | 2,349 | 2,575 | 2,442 |
| Motor vehicle theft | 817 | 714 | 783 | 938 | 810 |
| Arson | 19 | 23 | 14 | 25 | 16 |
| Transportation of stolen property | 114 | 188 | 98 | 118 | 71 |
| Other | 1,112 | 753 | 663 | 364 | 355 |
| Drug offenses | 9,546 | 15,669 | 18,633 | 22,729 | 25,801 |
| Public-order offenses | 32,622 | 33,845 | 36,099 | 33,606 | 35,783 |
| Regulatory offenses | 6,218 | 6,505 | 7,039 | 7,488 | 7,824 |
| Agriculture | 302 | 418 | 411 | 497 | 615 |
| Antitrust | 182 | 71 | 73 | 144 | 122 |
| Fair labor standards | 41 | 57 | 41 | 41 | 40 |
| Food and drug | 472 | 372 | 554 | 630 | 624 |
| Motor carrier | 114 | 142 | 133 | 144 | 190 |
| Other regulatory offenses | 5,107 | 5,445 | 5,827 | 6,032 | 6,233 |
| Other offenses | 26,404 | 27,340 | 29,060 | 26,118 | 27,959 |
| Weapons offenses | 1,796 | 2,702 | 3,086 | 3,190 | 3,627 |
| Immigration offenses | 8,186 | 6,933 | 8,416 | 6,888 | 7,058 |
| Tax law violations ^c | 1,312 | 1,858 | 2,052 | 2,256 | 2,098 |
| Bribery | 433 | 431 | 508 | 543 | 567 |
| Perjury | 219 | 283 | 295 | 266 | 255 |
| National defense | 465 | 746 | 640 | 576 | 620 |
| Escape | 3,156 | 2,693 | 2,814 | 2,873 | 3,466 |
| Racketeering and extortion | 1,705 | 1,805 | 1,745 | 1,971 | 1,896 |
| Gambling offenses | 254 | 108 | 338 | 299 | 330 |
| Liquor offenses | 68 | 24 | 13 | 5 | 34 |
| Mail or transport of obscene materials | 113 | 86 | 69 | 83 | 134 |
| Migratory birds | 1,134 | 1,083 | 670 | 775 | 950 |
| Conspiracy, aiding and abetting, and jurisdictional offenses | 7,435 | 8,293 | 7,971 | 5,875 | 6,108 |
| Other | 128 | 295 | 443 | 518 | 816 |

^aTotal may include suspects for whom offense category could not be determined.

^bExcludes tax fraud.

^cIncludes tax fraud.

**Table 2. Suspects in criminal matters concluded:
Number prosecuted in U.S. district court, 1980, 1985-88**

| Most serious offense investigated | Number of suspects who were prosecuted in U.S. district court | | | | |
|--|---|--------|--------|--------|--------|
| | 1980 | 1985 | 1986 | 1987 | 1988 |
| All offenses^a | 31,218 | 45,957 | 49,921 | 54,392 | 54,764 |
| Violent offenses | 2,382 | 2,612 | 2,821 | 3,107 | 3,064 |
| Murder | 140 | 139 | 138 | 196 | 213 |
| Assault | 432 | 437 | 581 | 634 | 600 |
| Robbery | 1,652 | 1,675 | 1,661 | 1,732 | 1,765 |
| Rape | 16 | 45 | 54 | 118 | 152 |
| Other sex offenses | 24 | 123 | 207 | 308 | 197 |
| Kidnaping | 84 | 126 | 120 | 67 | 91 |
| Threats against the President | 34 | 67 | 60 | 52 | 46 |
| Property offenses | 8,321 | 12,955 | 14,135 | 15,989 | 14,612 |
| Fraudulent offenses | 6,250 | 10,749 | 11,799 | 13,415 | 12,273 |
| Embezzlement | 1,712 | 2,693 | 2,919 | 3,357 | 3,191 |
| Fraud ^b | 3,206 | 5,960 | 6,758 | 7,976 | 7,481 |
| Forgery | 1,324 | 2,064 | 2,105 | 2,057 | 1,548 |
| Counterfeiting | 8 | 32 | 17 | 25 | 53 |
| Other offenses | 2,071 | 2,206 | 2,336 | 2,574 | 2,339 |
| Burglary | 74 | 79 | 71 | 90 | 71 |
| Larceny | 1,332 | 1,420 | 1,525 | 1,703 | 1,545 |
| Motor vehicle theft | 404 | 414 | 510 | 551 | 493 |
| Arson | 9 | 12 | 5 | 11 | 8 |
| Transportation of stolen property | 72 | 96 | 53 | 63 | 25 |
| Other | 180 | 185 | 172 | 156 | 197 |
| Drug offenses | 7,003 | 12,576 | 14,952 | 17,729 | 19,725 |
| Public-order offenses | 12,696 | 16,837 | 16,764 | 16,673 | 16,921 |
| Regulatory offenses | 1,936 | 2,548 | 2,520 | 2,867 | 3,064 |
| Agriculture | 75 | 241 | 183 | 340 | 418 |
| Antitrust | 154 | 55 | 65 | 114 | 100 |
| Fair labor standards | 16 | 27 | 26 | 19 | 19 |
| Food and drug | 233 | 237 | 402 | 475 | 494 |
| Motor carrier | 61 | 85 | 76 | 75 | 86 |
| Other regulatory offenses | 1,397 | 1,903 | 1,768 | 1,844 | 1,947 |
| Other offenses | 10,760 | 14,289 | 14,244 | 13,806 | 13,857 |
| Weapons offenses | 1,078 | 2,016 | 2,218 | 2,211 | 2,479 |
| Immigration offenses | 2,850 | 2,355 | 2,179 | 2,304 | 2,289 |
| Tax law violations ^c | 738 | 1,521 | 1,565 | 1,648 | 1,436 |
| Bribery | 162 | 166 | 185 | 265 | 209 |
| Perjury | 114 | 191 | 174 | 170 | 144 |
| National defense | 187 | 257 | 208 | 281 | 198 |
| Escape | 756 | 785 | 898 | 929 | 1,002 |
| Racketeering and extortion | 536 | 933 | 969 | 1,129 | 926 |
| Gambling offenses | 101 | 56 | 262 | 205 | 246 |
| Liquor offenses | 42 | 18 | 12 | 2 | 21 |
| Mail or transport of obscene materials | 71 | 54 | 35 | 53 | 78 |
| Migratory birds | 381 | 230 | 200 | 563 | 667 |
| Conspiracy, aiding and abetting, and jurisdictional offenses | 3,736 | 5,613 | 5,148 | 3,797 | 3,746 |
| Other | 8 | 94 | 191 | 249 | 416 |

^aTotal may include suspects for whom offense category could not be determined.

^bExcludes tax fraud.

^cIncludes tax fraud.

Table 3. Suspects in criminal matters concluded: Percent who were prosecuted, 1980, 1985-88

| Most serious offense investigated | Percent of suspects who were prosecuted | | | | |
|--|---|-------|-------|-------|-------|
| | 1980 | 1985 | 1986 | 1987 | 1988 |
| All offenses^a | 45.0% | 58.6% | 57.4% | 59.6% | 57.9% |
| Violent offenses | 61.7% | 68.2% | 69.8% | 69.7% | 68.4% |
| Murder | 77.8 | 74.3 | 65.4 | 76.0 | 63.4 |
| Assault | 50.0 | 56.0 | 59.2 | 59.2 | 59.5 |
| Robbery | 68.1 | 77.9 | 78.3 | 76.7 | 78.2 |
| Rape | 53.3 | 60.0 | 65.1 | 73.3 | 61.5 |
| Other sex offenses | 38.1 | 50.0 | 61.2 | 67.5 | 55.5 |
| Kidnaping | 45.9 | 53.8 | 64.9 | 48.9 | 53.8 |
| Threats against the President | 29.6 | 43.2 | 49.6 | 43.3 | 42.6 |
| Property offenses | 38.8% | 55.1% | 54.2% | 55.3% | 53.2% |
| Fraudulent offenses | 37.7% | 55.0% | 53.4% | 54.2% | 51.8% |
| Embezzlement | 43.1 | 59.6 | 58.1 | 61.3 | 59.8 |
| Fraud ^b | 32.7 | 50.8 | 49.5 | 50.3 | 47.9 |
| Forgery | 47.3 | 63.4 | 62.4 | 60.6 | 58.8 |
| Counterfeiting | 32.0 | 56.1 | 41.5 | 59.5 | 73.6 |
| Other offenses | 42.8% | 55.8% | 58.3% | 62.2% | 61.7% |
| Burglary | 79.6 | 88.8 | 72.4 | 78.3 | 71.7 |
| Larceny | 49.7 | 64.9 | 64.9 | 66.1 | 63.3 |
| Motor vehicle theft | 49.4 | 58.0 | 65.1 | 58.7 | 60.9 |
| Arson | - | 52.2 | - | 44.0 | - |
| Transportation of stolen property | 63.2 | 51.1 | 54.1 | 53.4 | 35.2 |
| Other | 16.2 | 24.6 | 25.9 | 42.9 | 55.5 |
| Drug offenses | 73.4% | 80.3% | 80.2% | 78.0% | 76.5% |
| Public-order offenses | 38.9% | 49.7% | 46.4% | 49.6% | 47.3% |
| Regulatory offenses | 31.1% | 39.2% | 35.8% | 38.3% | 39.2% |
| Agriculture | 24.8 | 57.7 | 44.5 | 68.4 | 68.0 |
| Antitrust | 84.6 | 77.5 | 89.0 | 79.2 | 82.0 |
| Fair labor standards | 39.0 | 47.4 | 63.4 | 46.3 | 47.5 |
| Food and drug | 49.4 | 63.7 | 72.6 | 75.4 | 79.2 |
| Motor carrier | 53.5 | 59.9 | 57.1 | 52.1 | 45.3 |
| Other regulatory offenses | 27.4 | 34.9 | 30.3 | 30.6 | 31.2 |
| Other offenses | 40.8% | 52.3% | 49.0% | 52.9% | 49.6% |
| Weapons offenses | 60.0 | 74.6 | 71.9 | 69.3 | 68.3 |
| Immigration offenses | 34.8 | 34.0 | 25.9 | 33.4 | 32.4 |
| Tax law violations ^c | 56.3 | 81.9 | 76.3 | 73.0 | 68.4 |
| Bribery | 37.4 | 38.5 | 36.4 | 48.8 | 36.9 |
| Perjury | 52.1 | 67.5 | 59.0 | 63.9 | 56.5 |
| National defense | 40.2 | 34.5 | 32.5 | 48.8 | 31.9 |
| Escape | 24.0 | 29.1 | 31.9 | 32.3 | 28.9 |
| Racketeering and extortion | 31.4 | 51.7 | 55.5 | 57.3 | 48.8 |
| Gambling offenses | 39.8 | 51.9 | 77.5 | 68.6 | 74.5 |
| Liquor offenses | 61.8 | 75.0 | - | - | 61.8 |
| Mail or transport of obscene materials | 62.8 | 62.8 | 50.7 | 63.9 | 58.2 |
| Migratory birds | 33.6 | 21.2 | 29.9 | 72.6 | 70.2 |
| Conspiracy, aiding and abetting, and jurisdictional offenses | 50.2 | 67.7 | 64.6 | 64.6 | 61.3 |
| Other | 6.3 | 31.9 | 43.1 | 48.1 | 51.0 |

-Too few cases to obtain statistically reliable data.

^aTotal may include suspects for whom offense category could not be determined.

^bExcludes tax fraud.

^cIncludes tax fraud.

**Table 4. Suspects in criminal matters concluded:
Number whom U.S. attorneys declined to prosecute, 1980, 1985-88**

| Most serious offense investigated | Number of suspects whom U.S. attorneys declined to prosecute | | | | |
|--|--|--------|--------|--------|--------|
| | 1980 | 1985 | 1986 | 1987 | 1988 |
| All offenses^a | 22,525 | 21,356 | 24,422 | 26,171 | 28,825 |
| Violent offenses | 1,126 | 1,036 | 1,018 | 1,088 | 1,206 |
| Murder | 37 | 43 | 65 | 51 | 118 |
| Assault | 254 | 251 | 313 | 290 | 291 |
| Robbery | 636 | 437 | 391 | 455 | 433 |
| Rape | 14 | 30 | 26 | 38 | 94 |
| Other sex offenses | 36 | 123 | 127 | 142 | 151 |
| Kidnaping | 86 | 87 | 52 | 58 | 72 |
| Threats against the President | 63 | 65 | 44 | 54 | 47 |
| Property offenses | 10,428 | 9,007 | 10,333 | 10,963 | 11,277 |
| Fraudulent offenses | 8,855 | 7,880 | 9,194 | 9,760 | 10,090 |
| Embezzlement | 1,817 | 1,557 | 1,831 | 1,842 | 1,805 |
| Fraud ^b | 5,937 | 5,338 | 6,290 | 6,784 | 7,379 |
| Forgery | 1,091 | 964 | 1,054 | 1,117 | 896 |
| Counterfeiting | 10 | 21 | 19 | 17 | 10 |
| Other offenses | 1,573 | 1,127 | 1,139 | 1,203 | 1,187 |
| Burglary | 15 | 10 | 24 | 25 | 25 |
| Larceny | 1,007 | 632 | 684 | 685 | 724 |
| Motor vehicle theft | 378 | 289 | 256 | 360 | 309 |
| Arson | 7 | 10 | 9 | 13 | 8 |
| Transportation of stolen property | 31 | 83 | 38 | 50 | 45 |
| Other | 135 | 103 | 128 | 70 | 76 |
| Drug offenses | 1,827 | 2,557 | 3,050 | 3,752 | 4,705 |
| Public-order offenses | 8,539 | 8,304 | 9,351 | 9,768 | 11,146 |
| Regulatory offenses | 2,879 | 3,391 | 3,935 | 4,207 | 4,301 |
| Agriculture | 101 | 70 | 92 | 144 | 167 |
| Antitrust | 28 | 14 | 8 | 29 | 22 |
| Fair labor standards | 20 | 28 | 14 | 22 | 21 |
| Food and drug | 181 | 88 | 103 | 115 | 59 |
| Motor carrier | 43 | 55 | 57 | 67 | 102 |
| Other regulatory offenses | 2,506 | 3,136 | 3,661 | 3,830 | 3,930 |
| Other offenses | 5,660 | 4,913 | 5,416 | 5,561 | 6,845 |
| Weapons offenses | 601 | 612 | 805 | 894 | 1,069 |
| Immigration offenses | 202 | 189 | 179 | 211 | 240 |
| Tax law violations ^c | 484 | 312 | 447 | 581 | 649 |
| Bribery | 257 | 253 | 312 | 269 | 325 |
| Perjury | 100 | 92 | 116 | 90 | 110 |
| National defense | 122 | 371 | 332 | 198 | 307 |
| Escape | 1,039 | 852 | 796 | 898 | 1,160 |
| Racketeering and extortion | 1,117 | 818 | 742 | 817 | 941 |
| Gambling offenses | 153 | 51 | 75 | 92 | 82 |
| Liquor offenses | 22 | 4 | 0 | 1 | 13 |
| Mail or transport of obscene materials | 41 | 30 | 33 | 29 | 54 |
| Migratory birds | 68 | 69 | 49 | 60 | 67 |
| Conspiracy, aiding and abetting, and jurisdictional offenses | 1,380 | 1,123 | 1,349 | 1,225 | 1,587 |
| Other | 74 | 137 | 181 | 196 | 241 |

^aTotal may include suspects for whom offense category could not be determined.

^bExcludes tax fraud.

^cIncludes tax fraud.

**Table 5. Suspects in criminal matters concluded:
Percent whom U.S. attorneys declined to prosecute, 1980, 1985-88**

| Most serious offense investigated | Percent of suspects whom U.S. attorneys declined to prosecute | | | | |
|--|---|-------|-------|-------|-------|
| | 1980 | 1985 | 1986 | 1987 | 1988 |
| All offenses^a | 32.5% | 27.2% | 28.1% | 28.7% | 30.5% |
| Violent offenses | 29.2% | 27.1% | 25.2% | 24.4% | 26.9% |
| Murder | 20.6 | 23.0 | 30.8 | 19.8 | 35.1 |
| Assault | 29.4 | 32.1 | 31.9 | 27.1 | 28.9 |
| Robbery | 26.2 | 20.3 | 18.4 | 20.2 | 19.2 |
| Rape | 46.7 | 40.0 | 31.3 | 23.6 | 38.1 |
| Other sex offenses | 57.1 | 50.0 | 37.6 | 31.1 | 42.5 |
| Kidnaping | 47.0 | 37.2 | 28.1 | 42.3 | 42.6 |
| Threats against the President | 54.8 | 41.9 | 36.4 | 45.0 | 43.5 |
| Property offenses | 48.7% | 38.3% | 39.6% | 37.9% | 41.1% |
| Fraudulent offenses | 53.4% | 40.3% | 41.6% | 39.4% | 42.6% |
| Embezzlement | 45.7 | 34.5 | 36.5 | 33.7 | 33.8 |
| Fraud ^b | 60.6 | 45.5 | 46.1 | 42.8 | 47.2 |
| Forgery | 39.0 | 29.6 | 31.3 | 32.9 | 34.1 |
| Counterfeiting | 40.0 | 36.8 | 46.3 | 40.5 | 13.9 |
| Other offenses | 32.5% | 28.5% | 28.4% | 29.1% | 31.3% |
| Burglary | 16.1 | 11.2 | 24.5 | 21.7 | 25.3 |
| Larceny | 37.6 | 28.9 | 29.1 | 26.6 | 29.6 |
| Motor vehicle theft | 46.3 | 40.5 | 32.7 | 38.4 | 38.1 |
| Arson | - | 43.5 | - | 52.0 | - |
| Transportation of stolen property | 27.2 | 44.1 | 38.8 | 42.4 | 63.4 |
| Other | 12.1 | 13.7 | 19.3 | 19.2 | 21.4 |
| Drug offenses | 19.1% | 16.3% | 16.4% | 16.5% | 18.2% |
| Public-order offenses | 26.2% | 24.5% | 25.9% | 29.1% | 31.1% |
| Regulatory offenses | 46.3% | 52.1% | 55.9% | 56.2% | 55.0% |
| Agriculture | 33.4 | 16.7 | 22.4 | 29.0 | 27.2 |
| Antitrust | 15.4 | 19.7 | 11.0 | 20.1 | 18.0 |
| Fair labor standards | 48.8 | 49.1 | 34.1 | 53.7 | 52.5 |
| Food and drug | 38.3 | 23.7 | 18.6 | 18.3 | 9.5 |
| Motor carrier | 37.7 | 38.7 | 42.9 | 46.5 | 53.7 |
| Other regulatory offenses | 49.1 | 57.6 | 62.8 | 63.5 | 63.1 |
| Other offenses | 21.4% | 18.0% | 18.6% | 21.3% | 24.5% |
| Weapons offenses | 33.5 | 22.6 | 26.1 | 28.0 | 29.5 |
| Immigration offenses | 2.5 | 2.7 | 2.1 | 3.1 | 3.4 |
| Tax law violations ^c | 36.9 | 16.8 | 21.8 | 25.8 | 30.9 |
| Bribery | 59.4 | 58.7 | 61.4 | 49.5 | 57.3 |
| Perjury | 45.7 | 32.5 | 39.3 | 33.8 | 43.1 |
| National defense | 26.2 | 49.7 | 51.9 | 34.4 | 49.5 |
| Escape | 32.9 | 31.6 | 28.3 | 31.3 | 33.5 |
| Racketeering and extortion | 65.5 | 45.3 | 42.5 | 41.5 | 49.6 |
| Gambling offenses | 60.2 | 47.2 | 22.2 | 30.8 | 24.8 |
| Liquor offenses | 32.4 | 16.7 | - | - | 38.2 |
| Mail or transport of obscene materials | 36.3 | 34.9 | 47.8 | 34.9 | 40.3 |
| Migratory birds | 6.0 | 6.4 | 7.3 | 7.7 | 7.1 |
| Conspiracy, aiding and abetting, and jurisdictional offenses | 18.6 | 13.5 | 16.9 | 20.9 | 26.0 |
| Other | 57.8 | 46.4 | 40.9 | 37.8 | 29.5 |

-Too few cases to obtain statistically reliable data.

^aTotal may include suspects for whom offense category could not be determined.

^bExcludes tax fraud.

^cIncludes tax fraud.

**Table 6. Suspects in criminal matters concluded:
Number who were referred to U.S. magistrates, 1980, 1985-88**

| Most serious offense investigated | Number of suspects who were referred to U.S. magistrates | | | | |
|---|--|--------|--------|--------|--------|
| | 1980 | 1985 | 1986 | 1987 | 1988 |
| All offenses^a | 15,601 | 11,094 | 12,652 | 10,747 | 10,959 |
| Violent offenses | 353 | 180 | 201 | 265 | 210 |
| Murder | 3 | 5 | 8 | 11 | 5 |
| Assault | 178 | 93 | 88 | 147 | 117 |
| Robbery | 138 | 38 | 68 | 70 | 59 |
| Rape | 0 | 0 | 3 | 5 | 1 |
| Other sex offenses | 3 | 0 | 4 | 6 | 7 |
| Kidnaping | 13 | 21 | 13 | 12 | 6 |
| Threats against the President | 18 | 23 | 17 | 14 | 15 |
| Property offenses | 2,680 | 1,546 | 1,613 | 1,948 | 1,579 |
| Fraudulent offenses | 1,489 | 925 | 1,083 | 1,590 | 1,312 |
| Embezzlement | 447 | 267 | 270 | 273 | 343 |
| Fraud ^b | 653 | 425 | 595 | 1,099 | 773 |
| Forgery | 382 | 229 | 213 | 218 | 187 |
| Counterfeiting | 7 | 4 | 5 | 0 | 9 |
| Other offenses | 1,191 | 621 | 530 | 358 | 267 |
| Burglary | 4 | 0 | 3 | 0 | 3 |
| Larceny | 341 | 135 | 140 | 187 | 173 |
| Motor vehicle theft | 35 | 11 | 17 | 27 | 8 |
| Arson | 3 | 1 | 0 | 1 | 0 |
| Transportation of stolen property | 11 | 9 | 7 | 5 | 1 |
| Other | 797 | 465 | 363 | 138 | 82 |
| Drug offenses | 716 | 536 | 631 | 1,248 | 1,371 |
| Public-order offenses | 11,387 | 8,704 | 9,984 | 7,165 | 7,716 |
| Regulatory offenses | 1,403 | 566 | 584 | 414 | 459 |
| Agriculture | 126 | 107 | 136 | 13 | 30 |
| Antitrust | 0 | 2 | 0 | 1 | 0 |
| Fair labor standards | 5 | 2 | 1 | 0 | 0 |
| Food and drug | 58 | 47 | 49 | 40 | 71 |
| Motor carrier | 10 | 2 | 0 | 2 | 2 |
| Other regulatory offenses | 1,204 | 406 | 398 | 358 | 356 |
| Other offenses | 11,387 | 8,704 | 9,984 | 7,165 | 7,257 |
| Weapons offenses | 117 | 74 | 63 | 85 | 79 |
| Immigration offenses | 5,134 | 4,389 | 6,058 | 4,373 | 4,529 |
| Tax law violations ^c | 90 | 25 | 40 | 27 | 13 |
| Bribery | 14 | 12 | 11 | 9 | 33 |
| Perjury | 5 | 0 | 5 | 6 | 1 |
| National defense | 156 | 118 | 100 | 97 | 115 |
| Escape | 1,361 | 1,056 | 1,120 | 1,046 | 1,304 |
| Racketeering and extortion | 52 | 54 | 34 | 25 | 29 |
| Gambling offenses | 0 | 1 | 1 | 2 | 2 |
| Liquor offenses | 4 | 2 | 1 | 2 | 0 |
| Mail or transport of obscene materials | 1 | 2 | 1 | 1 | 2 |
| Migratory birds | 685 | 784 | 421 | 152 | 216 |
| Conspiracy, aiding and abetting, and jurisdictional offenses | 2,319 | 1,557 | 1,474 | 853 | 775 |
| Other | 46 | 64 | 71 | 73 | 159 |

^aTotal may include suspects for whom offense category could not be determined.

^bExcludes tax fraud.
^cIncludes tax fraud.

Table 7. Suspects in criminal matters concluded: Percent referred to U.S. magistrates, 1980, 1985-88

| Most serious offense investigated | Percent of suspects referred to U. S. magistrates | | | | |
|--|---|-------|-------|-------|-------|
| | 1980 | 1985 | 1986 | 1987 | 1988 |
| All offenses^a | 22.5% | 14.1% | 14.5% | 11.8% | 11.6% |
| Violent offenses | 9.1% | 4.7% | 5.0% | 5.9% | 4.7% |
| Murder | 1.7 | 2.7 | 3.8 | 4.3 | 1.5 |
| Assault | 20.6 | 11.9 | 9.0 | 13.7 | 11.6 |
| Robbery | 5.7 | 1.8 | 3.2 | 3.1 | 2.6 |
| Rape | 0 | 0 | 3.6 | 3.1 | .4 |
| Other sex offenses | 4.8 | 0 | 1.2 | 1.3 | 2.0 |
| Kidnaping | 7.1 | 9.0 | 7.0 | 8.8 | 3.6 |
| Threats against the President | 15.7 | 14.8 | 14.0 | 11.7 | 13.9 |
| Property offenses | 12.5% | 6.6% | 6.2% | 6.7% | 5.7% |
| Fraudulent offenses | 9.0% | 4.7% | 4.9% | 6.4% | 5.5% |
| Embezzlement | 11.2 | 5.9 | 5.4 | 5.0 | 6.4 |
| Fraud ^b | 6.7 | 3.6 | 4.4 | 6.9 | 4.9 |
| Forgery | 13.7 | 7.0 | 6.3 | 6.4 | 7.1 |
| Counterfeiting | 28.0 | 7.0 | 12.2 | 0 | 12.5 |
| Other offenses | 24.6% | 15.7% | 13.2% | 8.7% | 7.0% |
| Burglary | 4.3 | 0 | 3.1 | 0 | 3.0 |
| Larceny | 12.7 | 6.2 | 6.0 | 7.3 | 7.1 |
| Motor vehicle theft | 4.3 | 1.5 | 2.2 | 2.9 | 1.0 |
| Arson | - | 4.3 | - | 4.0 | - |
| Transportation of stolen property | 9.6 | 4.8 | 7.1 | 4.2 | 1.4 |
| Other | 71.7 | 61.8 | 54.8 | 37.9 | 23.1 |
| Drug offenses | 7.5% | 3.4% | 3.4% | 5.5% | 5.3% |
| Public-order offenses | 34.9% | 25.7% | 27.7% | 21.3% | 21.6% |
| Regulatory offenses | 22.6% | 8.7% | 8.3% | 5.5% | 5.9% |
| Agriculture | 41.7 | 25.6 | 33.1 | 2.6 | 4.9 |
| Antitrust | 0 | 2.8 | 0 | .7 | 0 |
| Fair labor standards | 12.2 | 3.5 | 2.4 | 0 | 0 |
| Food and drug | 12.3 | 12.6 | 8.8 | 6.3 | 11.4 |
| Motor carrier | 8.8 | 1.4 | 0 | 1.4 | 1.1 |
| Other regulatory offenses | 23.6 | 7.5 | 6.8 | 5.9 | 5.7 |
| Other offenses | 37.8% | 29.8% | 32.3% | 25.8% | 26.0% |
| Weapons offenses | 6.5 | 2.7 | 2.0 | 2.7 | 2.2 |
| Immigration offenses | 62.7 | 63.3 | 72.0 | 63.5 | 64.2 |
| Tax law violations ^c | 6.9 | 1.3 | 1.9 | 1.2 | .6 |
| Bribery | 3.2 | 2.8 | 2.2 | 1.7 | 5.8 |
| Perjury | 2.3 | 0 | 1.7 | 2.3 | .4 |
| National defense | 33.5 | 15.8 | 15.6 | 16.8 | 18.5 |
| Escape | 43.1 | 39.2 | 39.8 | 36.4 | 37.6 |
| Racketeering and extortion | 3.0 | 3.0 | 1.9 | 1.3 | 1.5 |
| Gambling offenses | 0 | .9 | .3 | .7 | .6 |
| Liquor offenses | 5.9 | 8.3 | - | - | 0 |
| Mail or transport of obscene materials | .9 | 2.3 | 1.4 | 1.2 | 1.5 |
| Migratory birds | 60.4 | 72.4 | 62.8 | 19.6 | 22.7 |
| Conspiracy, aiding and abetting, and jurisdictional offenses | 31.2 | 18.8 | 18.5 | 14.5 | 12.7 |
| Other | 35.9 | 21.7 | 16.0 | 14.1 | 19.5 |

-Too few cases to obtain statistically reliable data.
^aTotal may include suspects for whom offense category could not be determined.

^bExcludes tax fraud.
^cIncludes tax fraud.

Table 8. Number of defendants in cases terminated in U.S. district court, 1980, 1985-88, preliminary 1989

| Most serious offense charged | Number of defendants in U.S. district court cases terminated | | | | | Preliminary 1989 |
|--|--|--------|--------|--------|--------|------------------|
| | 1980 | 1985 | 1986 | 1987 | 1988 | |
| All offenses^a | 39,172 | 51,243 | 54,152 | 54,625 | 54,198 | 56,959 |
| Violent offenses | 2,871 | 2,871 | 2,818 | 2,850 | 2,697 | 2,771 |
| Murder | 186 | 157 | 147 | 156 | 135 | 171 |
| Negligent manslaughter | 8 | 27 | 30 | 18 | 32 | 40 |
| Assault | 651 | 653 | 679 | 706 | 631 | 564 |
| Robbery | 1,701 | 1,561 | 1,505 | 1,450 | 1,326 | 1,480 |
| Rape | 118 | 119 | 108 | 143 | 163 | 177 |
| Other sex offenses | 47 | 165 | 205 | 252 | 299 | 192 |
| Kidnaping | 109 | 113 | 89 | 79 | 70 | 99 |
| Threats against the President | 51 | 76 | 55 | 46 | 41 | 48 |
| Property offenses | 13,544 | 16,250 | 17,286 | 17,175 | 16,261 | 15,985 |
| Fraudulent offenses | 8,684 | 10,765 | 12,322 | 12,379 | 11,553 | 11,351 |
| Embezzlement | 1,871 | 1,989 | 2,262 | 2,216 | 2,137 | 2,020 |
| Fraud ^b | 4,178 | 5,842 | 6,980 | 7,646 | 7,297 | 7,342 |
| Forgery | 1,851 | 2,356 | 2,486 | 1,789 | 1,316 | 1,288 |
| Counterfeiting | 784 | 578 | 594 | 728 | 803 | 701 |
| Other offenses | 4,860 | 5,485 | 4,964 | 4,796 | 4,708 | 4,634 |
| Burglary | 183 | 191 | 122 | 138 | 118 | 123 |
| Larceny | 3,408 | 4,012 | 3,621 | 3,645 | 3,488 | 3,533 |
| Motor vehicle theft | 632 | 445 | 476 | 378 | 521 | 403 |
| Arson | 19 | 16 | 13 | 34 | 9 | 15 |
| Transportation of stolen property | 423 | 495 | 488 | 366 | 347 | 336 |
| Other | 195 | 326 | 244 | 235 | 225 | 224 |
| Drug offenses | 7,119 | 12,984 | 14,746 | 16,443 | 16,710 | 19,461 |
| Possession | 475 | 1,854 | 1,743 | 2,156 | 1,930 | 1,950 |
| Trafficking, including importing and manufacturing | 6,640 | 11,126 | 12,994 | 14,282 | 14,775 | 17,499 |
| Other drug | 4 | 4 | 9 | 5 | 5 | 12 |
| Public-order offenses | 15,638 | 19,009 | 19,202 | 18,153 | 18,524 | 18,729 |
| Regulatory offenses | 2,082 | 2,392 | 2,188 | 2,062 | 2,254 | 2,267 |
| Agriculture | 326 | 425 | 218 | 220 | 332 | 336 |
| Antitrust | 161 | 139 | 117 | 131 | 210 | 151 |
| Fair labor standards | 36 | 40 | 36 | 49 | 30 | 23 |
| Food and drug | 149 | 107 | 94 | 87 | 61 | 85 |
| Motor carrier | 77 | 96 | 76 | 48 | 72 | 57 |
| Other regulatory offenses | 1,333 | 1,585 | 1,647 | 1,527 | 1,549 | 1,615 |
| Other offenses | 13,556 | 16,617 | 17,014 | 16,091 | 16,270 | 16,462 |
| Weapons | 1,336 | 1,884 | 2,163 | 2,027 | 2,127 | 2,417 |
| Immigration offenses | 2,913 | 2,636 | 2,710 | 2,267 | 2,077 | 2,597 |
| Tax law violations ^c | 1,601 | 1,329 | 1,541 | 1,471 | 1,467 | 1,154 |
| Bribery | 201 | 243 | 237 | 243 | 245 | 296 |
| Perjury | 126 | 182 | 182 | 161 | 122 | 141 |
| National defense | 250 | 163 | 176 | 129 | 163 | 191 |
| Escape | 877 | 722 | 789 | 934 | 769 | 800 |
| Racketeering and extortion | 632 | 755 | 848 | 673 | 648 | 591 |
| Gambling offenses | 173 | 106 | 237 | 193 | 214 | 227 |
| Liquor offenses | 73 | 22 | 19 | 11 | 10 | 16 |
| Mail or transport of obscene materials | 43 | 47 | 26 | 85 | 55 | 56 |
| Traffic | 4,983 | 8,207 | 7,758 | 7,609 | 8,176 | 7,702 |
| Migratory Birds | 150 | 59 | 53 | 65 | 52 | 101 |
| Other | 198 | 262 | 275 | 223 | 145 | 173 |

^aTotal may include defendants for whom offense category could not be determined.

^bExcludes tax fraud.

^cIncludes tax fraud.

Table 9. Defendants in cases terminated in U.S. district court: Number convicted, 1980, 1985-88, preliminary 1989

| Most serious offense of conviction | Number of convicted offenders | | | | | Preliminary 1989 |
|--|-------------------------------|--------|--------|--------|--------|------------------|
| | 1980 | 1985 | 1986 | 1987 | 1988 | |
| All offenses^a | 29,943 | 40,924 | 43,920 | 44,518 | 43,550 | 46,262 |
| Violent offenses | 2,134 | 2,226 | 2,192 | 2,241 | 2,139 | 2,163 |
| Murder | 111 | 101 | 93 | 109 | 93 | 102 |
| Negligent manslaughter | 11 | 33 | 29 | 21 | 27 | 46 |
| Assault | 450 | 458 | 489 | 499 | 448 | 395 |
| Robbery | 1,371 | 1,308 | 1,258 | 1,233 | 1,127 | 1,260 |
| Rape | 49 | 75 | 80 | 95 | 116 | 128 |
| Other sex offenses | 43 | 140 | 167 | 213 | 252 | 142 |
| Kidnaping | 73 | 71 | 48 | 46 | 48 | 58 |
| Threats against the President | 26 | 40 | 28 | 25 | 28 | 32 |
| Property offenses | 10,780 | 13,274 | 14,546 | 14,349 | 13,436 | 13,387 |
| Fraudulent offenses | 6,733 | 8,958 | 10,520 | 10,443 | 9,583 | 9,801 |
| Embezzlement | 1,605 | 1,711 | 1,986 | 1,918 | 1,775 | 1,777 |
| Fraud ^b | 3,307 | 4,989 | 6,139 | 6,588 | 6,193 | 6,447 |
| Forgery | 1,180 | 1,774 | 1,906 | 1,348 | 1,007 | 1,009 |
| Counterfeiting | 641 | 484 | 489 | 589 | 608 | 568 |
| Other offenses | 4,047 | 4,316 | 4,026 | 3,906 | 3,853 | 3,586 |
| Burglary | 129 | 136 | 93 | 103 | 100 | 110 |
| Larceny | 3,026 | 3,260 | 3,023 | 3,057 | 2,964 | 2,776 |
| Motor vehicle theft | 458 | 361 | 425 | 323 | 409 | 334 |
| Arson | 10 | 12 | 10 | 21 | 7 | 14 |
| Transportation of stolen property | 260 | 347 | 324 | 246 | 213 | 227 |
| Other | 164 | 200 | 151 | 156 | 160 | 125 |
| Drug offenses | 5,135 | 10,289 | 11,984 | 13,423 | 13,376 | 15,583 |
| Possession | 498 | 1,770 | 1,636 | 2,193 | 1,812 | 1,735 |
| Trafficking, including importing and manufacturing | 4,633 | 8,517 | 10,336 | 11,224 | 11,561 | 13,838 |
| Other drug | 4 | 2 | 12 | 6 | 3 | 10 |
| Public-order offenses | 11,893 | 15,132 | 15,193 | 14,500 | 14,593 | 15,120 |
| Regulatory offenses | 1,828 | 2,167 | 2,010 | 1,847 | 1,965 | 2,010 |
| Agriculture | 308 | 369 | 174 | 167 | 261 | 244 |
| Antitrust | 125 | 118 | 74 | 110 | 178 | 110 |
| Fair labor standards | 30 | 38 | 42 | 60 | 34 | 29 |
| Food and drug | 105 | 86 | 85 | 72 | 50 | 120 |
| Motor carrier | 73 | 104 | 82 | 52 | 66 | 59 |
| Other regulatory offenses | 1,187 | 1,452 | 1,553 | 1,386 | 1,376 | 1,448 |
| Other offenses | 10,065 | 12,965 | 13,183 | 12,653 | 12,628 | 13,110 |
| Weapons offenses | 980 | 1,552 | 1,802 | 1,730 | 1,803 | 2,137 |
| Immigration offenses | 2,200 | 2,417 | 2,464 | 2,138 | 1,851 | 2,426 |
| Tax law violations ^c | 1,407 | 1,253 | 1,459 | 1,374 | 1,429 | 1,156 |
| Bribery | 170 | 203 | 200 | 182 | 184 | 236 |
| Perjury | 70 | 145 | 132 | 116 | 104 | 108 |
| National defense | 193 | 340 | 339 | 243 | 203 | 201 |
| Escape | 609 | 609 | 622 | 670 | 651 | 643 |
| Racketeering and extortion | 418 | 560 | 591 | 495 | 561 | 581 |
| Gambling offenses | 129 | 80 | 204 | 150 | 164 | 169 |
| Liquor offenses | 60 | 18 | 14 | 8 | 10 | 13 |
| Mail or transport of obscene materials | 11 | 42 | 32 | 35 | 56 | 54 |
| Traffic offenses | 3,590 | 5,551 | 5,091 | 5,328 | 5,479 | 5,189 |
| Migratory birds | 101 | 34 | 40 | 36 | 33 | 70 |
| Other | 127 | 161 | 193 | 148 | 100 | 127 |

^aTotal may include defendants for whom offense category could not be determined.

^bExcludes tax fraud.

^cIncludes tax fraud.

| Table 10. Defendants in cases terminated in U.S. district court: Percent convicted, 1980, 1985-88, preliminary 1989 | | | | | | |
|--|---|-------|-------|-------|--|---------------------|
| Most serious offense charged | Percent of defendants convicted in U.S. district court | | | | | Preliminary 1989 |
| | 1980 | 1985 | 1986 | 1987 | 1988 | |
| All offenses^a | 76.4% | 79.9% | 81.1% | 81.5% | 80.4% | 81.2% |
| Violent offenses | 79.1% | 82.9% | 82.4% | 83.4% | 83.0% | 82.7% |
| Murder | 71.0 | 75.8 | 76.9 | 78.8 | 76.3 | 79.5 |
| Negligent manslaughter | 62.5 | 81.5 | 73.3 | 72.2 | 75.0 | 82.5 |
| Assault | 66.7 | 72.1 | 72.0 | 70.7 | 68.9 | 67.7 |
| Robbery | 86.9 | 89.8 | 89.3 | 91.2 | 90.0 | 90.3 |
| Rape | 64.4 | 70.6 | 78.7 | 77.6 | 77.9 | 76.8 |
| Other sex offenses | 72.3 | 87.9 | 84.4 | 85.3 | 90.6 | 85.9 |
| Kidnaping | 77.1 | 82.3 | 74.2 | 79.7 | 81.4 | 70.7 |
| Threats against the President | 51.0 | 56.6 | 54.5 | 65.2 | 65.9 | 68.8 |
| Property offenses | 80.9% | 82.2% | 84.5% | 84.3% | 83.7% | 84.5% |
| Fraudulent offenses | 82.3% | 84.5% | 86.4% | 85.9% | 85.2% | 86.8% |
| Embezzlement | 86.7 | 88.6 | 89.6 | 89.7 | 88.2 | 90.0 |
| Fraud ^b | 78.9 | 82.1 | 84.6 | 84.0 | 83.6 | 85.6 |
| Forgery | 84.6 | 86.3 | 88.0 | 89.0 | 89.4 | 89.5 |
| Counterfeiting | 83.8 | 87.4 | 88.2 | 86.7 | 84.4 | 85.6 |
| Other offenses | 78.4% | 77.7% | 79.7% | 80.3% | 80.0% | 78.7% |
| Burglary | 73.2 | 75.9 | 71.3 | 78.3 | 91.5 | 87.0 |
| Larceny | 80.0 | 78.4 | 79.8 | 80.4 | 80.2 | 79.3 |
| Motor vehicle theft | 72.6 | 79.3 | 87.0 | 83.9 | 78.9 | 82.4 |
| Arson | 57.9 | 68.8 | 46.2 | 73.5 | - | - |
| Transportation of stolen property | 79.7 | 84.8 | 84.0 | 87.2 | 84.1 | 83.3 |
| Other | 73.3 | 57.7 | 61.1 | 64.3 | 66.2 | 50.9 |
| Drug offenses | 73.5% | 81.6% | 83.6% | 84.5% | 82.9% | 83.2% |
| Possession | 63.2 | 71.6 | 70.5 | 80.3 | 75.6 | 74.3 |
| Trafficking, including importing and manufacturing | 74.3 | 83.3 | 85.4 | 85.2 | 83.8 | 84.2 |
| Other drug | - | - | - | - | - | - |
| Public-order offenses | 73.4% | 76.2% | 76.0% | 75.8% | 74.8% | 76.1% |
| Regulatory offenses | 73.8% | 77.7% | 75.6% | 74.4% | 74.1% | 78.0% |
| Agriculture | 82.2 | 81.4 | 70.2 | 70.5 | 73.8 | 71.7 |
| Antitrust | 75.8 | 82.7 | 62.4 | 75.6 | 76.7 | 72.2 |
| Fair labor standards | 77.8 | 92.5 | 88.9 | 95.9 | 93.3 | 91.3 |
| Food and drug | 70.5 | 79.4 | 84.0 | 78.2 | 73.8 | 92.9 |
| Motor carrier | 92.2 | 96.9 | 97.4 | 89.6 | 86.1 | 89.5 |
| Other regulatory offenses | 70.7 | 74.6 | 75.5 | 73.5 | 73.0 | 78.5 |
| Other offenses | 73.4% | 76.0% | 76.1% | 76.0% | 74.9% | 75.9% |
| Weapons | 73.5 | 81.3 | 82.8 | 83.4 | 81.5 | 81.1 |
| Immigration offenses | 74.5 | 89.0 | 88.1 | 87.6 | 84.5 | 89.9 |
| Tax law violations ^c | 85.4 | 91.0 | 89.4 | 88.1 | 90.9 | 91.2 |
| Bribery | 78.1 | 85.2 | 82.3 | 79.4 | 80.8 | 85.8 |
| Perjury | 57.1 | 68.7 | 69.8 | 68.3 | 77.0 | 67.4 |
| National defense | 66.8 | 58.3 | 71.0 | 79.1 | 71.2 | 70.7 |
| Escape | 68.5 | 81.4 | 77.7 | 67.8 | 82.3 | 77.6 |
| Racketeering and extortion | 65.8 | 78.1 | 81.6 | 78.9 | 78.4 | 81.0 |
| Gambling offenses | 78.0 | 80.2 | 90.3 | 76.7 | 82.2 | 74.4 |
| Liquor offenses | 84.9 | 77.3 | 78.9 | 54.5 | - | - |
| Mail or transport of obscene materials | 23.3 | 76.6 | 88.5 | 30.6 | 78.2 | 87.5 |
| Traffic | 72.0 | 68.4 | 66.8 | 70.4 | 67.0 | 67.2 |
| Migratory Birds | 67.3 | 59.3 | 75.5 | 56.9 | 63.5 | 65.3 |
| Other | 60.6 | 58.8 | 57.1 | 52.5 | 51.0 | 50.9 |
| -Too few cases to obtain statistically reliable data. | ^a Total may include defendants for whom offense category could not be determined, but excludes defendants for whom outcome could not be determined. | | | | ^b Excludes tax fraud. ^c Includes tax fraud. | |

**Table 11. Defendants in cases terminated in U.S. district court:
Number whose cases were dismissed, 1980, 1985-88, preliminary 1989**

| Most serious offense charged | Number of defendants whose cases were dismissed | | | | | Preliminary 1989 |
|---|---|-------|-------|-------|-------|---------------------|
| | 1980 | 1985 | 1986 | 1987 | 1988 | |
| All offenses^a | 7,713 | 8,767 | 8,562 | 8,510 | 8,733 | 8,760 |
| Violent offenses | 468 | 367 | 393 | 348 | 350 | 363 |
| Murder | 39 | 30 | 26 | 18 | 16 | 26 |
| Negligent manslaughter | 2 | 5 | 5 | 5 | 4 | 5 |
| Assault | 173 | 140 | 152 | 157 | 146 | 143 |
| Robbery | 172 | 117 | 133 | 92 | 111 | 111 |
| Rape | 25 | 27 | 11 | 24 | 28 | 24 |
| Other sex offenses | 12 | 17 | 27 | 31 | 22 | 26 |
| Kidnaping | 20 | 12 | 17 | 12 | 11 | 19 |
| Threats against the President | 25 | 19 | 22 | 9 | 12 | 9 |
| Property offenses | 2,117 | 2,507 | 2,292 | 2,337 | 2,201 | 2,120 |
| Fraudulent offenses | 1,254 | 1,445 | 1,421 | 1,506 | 1,403 | 1,253 |
| Embezzlement | 215 | 196 | 200 | 209 | 204 | 168 |
| Fraud ^b | 686 | 885 | 883 | 1,037 | 967 | 878 |
| Forgery | 253 | 298 | 279 | 180 | 126 | 121 |
| Counterfeiting | 100 | 66 | 59 | 80 | 106 | 86 |
| Other offenses | 863 | 1,062 | 871 | 831 | 798 | 867 |
| Burglary | 43 | 42 | 35 | 28 | 10 | 14 |
| Larceny | 567 | 762 | 628 | 624 | 584 | 649 |
| Motor vehicle theft | 151 | 69 | 53 | 52 | 98 | 61 |
| Arson | 5 | 4 | 4 | 5 | - | 2 |
| Transportation of stolen property | 56 | 52 | 61 | 42 | 40 | 49 |
| Other | 41 | 133 | 90 | 80 | 66 | 92 |
| Drug offenses | 1,581 | 1,977 | 1,945 | 2,082 | 2,360 | 2,691 |
| Possession | 166 | 477 | 444 | 377 | 445 | 488 |
| Trafficking, including importing and manufacturing | 1,413 | 1,499 | 1,500 | 1,704 | 1,914 | 2,200 |
| Other drug | 2 | 1 | 1 | 1 | 1 | 3 |
| Public-order offenses | 3,547 | 3,888 | 3,904 | 3,743 | 3,822 | 3,583 |
| Regulatory offenses | 406 | 402 | 421 | 398 | 411 | 354 |
| Agriculture | 42 | 72 | 53 | 57 | 60 | 75 |
| Antitrust | 11 | 11 | 28 | 6 | 5 | 9 |
| Fair labor standards | 2 | 2 | 2 | 2 | 1 | 2 |
| Food and drug | 43 | 20 | 13 | 19 | 13 | 2 |
| Motor carrier | 6 | 3 | 2 | 5 | 10 | 6 |
| Other regulatory offenses | 302 | 294 | 323 | 309 | 322 | 260 |
| Other offenses | 3,141 | 3,486 | 3,483 | 3,345 | 3,411 | 3,229 |
| Weapons offenses | 282 | 292 | 312 | 272 | 322 | 357 |
| Immigration offenses | 713 | 263 | 289 | 260 | 291 | 244 |
| Tax law violations ^c | 154 | 91 | 118 | 117 | 99 | 68 |
| Bribery | 27 | 21 | 18 | 34 | 28 | 29 |
| Perjury | 41 | 35 | 40 | 32 | 19 | 32 |
| National defense | 76 | 56 | 39 | 20 | 36 | 42 |
| Escape | 263 | 122 | 163 | 292 | 124 | 169 |
| Racketeering and extortion | 147 | 87 | 88 | 86 | 90 | 65 |
| Gambling offenses | 31 | 17 | 15 | 41 | 31 | 52 |
| Liquor offenses | 11 | 4 | 3 | 5 | 4 | 2 |
| Mail or transport of obscene materials | 26 | 11 | 3 | 59 | 12 | 6 |
| Traffic offenses | 1,251 | 2,369 | 2,286 | 2,010 | 2,279 | 2,056 |
| Migratory birds | 46 | 21 | 13 | 27 | 15 | 27 |
| Other | 73 | 97 | 96 | 90 | 61 | 80 |

^aTotal may include defendants for whom
offense category could not be determined.

^bExcludes tax fraud.
^cIncludes tax fraud.

**Table 12. Defendants in cases terminated in U.S. district court:
Percent whose cases were dismissed, 1980, 1985-88, preliminary 1989**

| Most serious offense charged | Percent of defendants whose cases were dismissed | | | | | Preliminary 1989 |
|---|--|-------|-------|-------|-------|------------------|
| | 1980 | 1985 | 1986 | 1987 | 1988 | |
| All offenses^a | 19.7% | 17.1% | 15.8% | 15.6% | 16.1% | 15.4% |
| Violent offenses | 16.3% | 12.8% | 13.9% | 12.2% | 13.0% | 13.1% |
| Murder | 21.0 | 19.1 | 17.7 | 11.5 | 11.9 | 15.2 |
| Negligent manslaughter | 25.0 | 18.5 | 16.7 | 27.8 | 12.5 | 12.5 |
| Assault | 26.6 | 21.4 | 22.4 | 22.2 | 23.1 | 25.4 |
| Robbery | 10.1 | 7.5 | 8.8 | 6.3 | 8.4 | 7.5 |
| Rape | 21.2 | 22.7 | 10.2 | 16.8 | 17.2 | 13.6 |
| Other sex offenses | 25.5 | 10.3 | 13.2 | 12.3 | 7.4 | 13.5 |
| Kidnaping | 18.3 | 10.6 | 19.1 | 15.2 | 15.7 | 19.2 |
| Threats against the President | 49.0 | 25.0 | 40.0 | 19.6 | 29.3 | 18.8 |
| Property offenses | 15.6% | 15.4% | 13.3% | 13.6% | 13.5% | 13.3% |
| Fraudulent offenses | 14.4% | 13.4% | 11.5% | 12.2% | 12.1% | 11.0% |
| Embezzlement | 11.5 | 9.9 | 8.8 | 9.4 | 9.5 | 8.3 |
| Fraud ^b | 16.4 | 15.1 | 12.7 | 13.6 | 13.3 | 12.0 |
| Forgery | 13.7 | 12.6 | 11.2 | 10.1 | 9.6 | 9.4 |
| Counterfeiting | 12.8 | 11.4 | 9.9 | 11.0 | 13.2 | 12.3 |
| Other offenses | 17.8% | 19.4% | 17.5% | 17.3% | 16.9% | 18.7% |
| Burglary | 23.5 | 22.0 | 28.7 | 20.3 | 8.5 | 11.4 |
| Larceny | 16.6 | 19.0 | 17.3 | 17.1 | 16.7 | 18.4 |
| Motor vehicle theft | 23.9 | 15.5 | 11.1 | 13.8 | 18.8 | 15.1 |
| Arson | 26.3 | 25.0 | 30.8 | 14.7 | - | - |
| Transportation of stolen property | 13.2 | 10.5 | 12.5 | 11.5 | 11.5 | 14.6 |
| Other | 21.0 | 40.8 | 36.9 | 34.0 | 29.3 | 41.1 |
| Drug offenses | 22.2% | 15.2% | 13.2% | 12.7% | 14.1% | 13.8% |
| Possession | 34.9 | 25.7 | 25.5 | 17.5 | 23.1 | 25.0 |
| Trafficking, including importing and manufacturing | 21.3 | 13.5 | 11.5 | 11.9 | 13.0 | 12.6 |
| Other drug | 50.0 | 25.0 | 11.1 | 20.0 | - | - |
| Public-order offenses | 22.7% | 20.5% | 20.3% | 20.6% | 20.6% | 19.1% |
| Regulatory offenses | 19.5% | 16.8% | 19.2% | 19.3% | 18.2% | 15.6% |
| Agriculture | 12.9 | 16.9 | 24.3 | 25.9 | 18.1 | 22.3 |
| Antitrust | 6.8 | 7.9 | 23.9 | 4.6 | 2.4 | 6.0 |
| Fair labor standards | 5.6 | 5.0 | 5.6 | 4.1 | 3.3 | 8.7 |
| Food and drug | 28.9 | 18.7 | 13.8 | 21.8 | 21.3 | 2.4 |
| Motor carrier | 7.8 | 3.1 | 2.6 | 10.4 | 13.9 | 10.5 |
| Other regulatory offenses | 22.7 | 18.5 | 19.6 | 20.2 | 20.8 | 16.1 |
| Other offenses | 23.2% | 21.0% | 20.5% | 20.8% | 21.0% | 19.6% |
| Weapons | 21.1 | 15.5 | 14.4 | 13.4 | 15.1 | 14.8 |
| Immigration offenses | 24.5 | 10.0 | 10.7 | 11.5 | 14.0 | 9.4 |
| Tax law violations ^c | 9.6 | 6.8 | 7.7 | 8.0 | 6.7 | 5.9 |
| Bribery | 13.4 | 8.6 | 7.6 | 14.0 | 11.4 | 9.8 |
| Perjury | 32.5 | 19.2 | 22.0 | 19.9 | 15.6 | 22.7 |
| National defense | 30.4 | 34.4 | 22.2 | 15.5 | 22.1 | 22.0 |
| Escape | 30.0 | 16.9 | 20.7 | 31.3 | 16.1 | 21.1 |
| Racketeering and extortion | 23.3 | 11.5 | 10.4 | 12.8 | 13.9 | 11.0 |
| Gambling offenses | 17.9 | 16.0 | 6.3 | 21.2 | 14.5 | 22.9 |
| Liquor offenses | 15.1 | 18.2 | 15.8 | 45.5 | - | - |
| Mail or transport of obscene materials | 60.5 | 23.4 | 11.5 | 69.4 | 21.8 | 10.7 |
| Traffic | 25.1 | 28.9 | 29.5 | 26.4 | 27.9 | 26.7 |
| Migratory Birds | 30.7 | 35.6 | 24.5 | 41.5 | 28.8 | 26.7 |
| Other | 36.9 | 37.0 | 34.9 | 40.4 | 42.1 | 46.2 |
| <p>-Too few cases to obtain statistically reliable data. ^aTotal may include defendants for whom offense category could not be determined, but excludes defendants for whom outcome could not be determined. ^bExcludes tax fraud. ^cIncludes tax fraud.</p> | | | | | | |

Table 13. Defendants in matters disposed by U.S. magistrates: Number convicted, 1980, 1985-88

| Most serious offense charged | Number of defendants convicted in matters disposed by U.S. magistrates | | | | |
|--|--|--------------|--------------|--------------|--------------|
| | 1980 | 1985 | 1986 | 1987 | 1988 |
| All offenses^a | 9,243 | 7,304 | 8,777 | 6,993 | 6,994 |
| Violent offenses | 94 | 50 | 40 | 81 | 64 |
| Murder | 0 | 1 | 1 | 4 | 1 |
| Assault | 73 | 43 | 31 | 66 | 54 |
| Robbery | 20 | 4 | 7 | 8 | 5 |
| Rape | 0 | 0 | 0 | 2 | 1 |
| Other sex offenses | 0 | 0 | 1 | 1 | 1 |
| Kidnaping | 0 | 0 | 0 | 0 | 0 |
| Threats against the President | 1 | 2 | 0 | 0 | 2 |
| Property offenses | 1,255 | 718 | 887 | 1,119 | 975 |
| Fraudulent offenses | 542 | 330 | 606 | 987 | 848 |
| Embezzlement | 185 | 96 | 149 | 149 | 205 |
| Fraud ^b | 237 | 111 | 345 | 759 | 548 |
| Forgery | 115 | 120 | 108 | 79 | 93 |
| Counterfeiting | 5 | 3 | 4 | 0 | 2 |
| Other offenses | 713 | 388 | 281 | 132 | 127 |
| Burglary | 1 | 0 | 1 | 0 | 0 |
| Larceny | 113 | 42 | 35 | 60 | 75 |
| Motor vehicle theft | 1 | 0 | 1 | 1 | 0 |
| Arson | 0 | 0 | 0 | 0 | 0 |
| Transportation of stolen property | 0 | 1 | 0 | 0 | 0 |
| Other | 598 | 345 | 244 | 71 | 52 |
| Drug offenses | 111 | 132 | 91 | 525 | 387 |
| Public-order offenses | 7,487 | 6,333 | 7,613 | 5,209 | 5,524 |
| Regulatory offenses | 465 | 231 | 291 | 197 | 223 |
| Agriculture | 99 | 89 | 108 | 11 | 22 |
| Antitrust | 0 | 0 | 0 | 1 | 0 |
| Fair labor standards | 1 | 2 | 1 | 0 | 0 |
| Food and drug | 6 | 0 | 0 | 3 | 4 |
| Motor carrier | 10 | 1 | 0 | 0 | 2 |
| Other regulatory offenses | 349 | 139 | 182 | 182 | 195 |
| Other offenses | 7,022 | 6,102 | 7,322 | 5,012 | 5,301 |
| Weapons offenses | 9 | 6 | 8 | 6 | 5 |
| Immigration offenses | 4,573 | 4,119 | 5,714 | 4,186 | 4,304 |
| Tax law violations ^c | 27 | 13 | 25 | 16 | 9 |
| Bribery | 3 | 0 | 2 | 0 | 6 |
| Perjury | 0 | 0 | 4 | 3 | 0 |
| National defense | 102 | 78 | 76 | 73 | 91 |
| Escape | 15 | 10 | 15 | 11 | 17 |
| Racketeering and extortion | 3 | 1 | 0 | 1 | 1 |
| Gambling offenses | 0 | 0 | 1 | 0 | 2 |
| Liquor offenses | 1 | 2 | 1 | 2 | 0 |
| Mail or transport of obscene materials | 0 | 1 | 0 | 0 | 0 |
| Migratory birds | 562 | 688 | 381 | 119 | 194 |
| Conspiracy, aiding and abetting, and jurisdictional offenses | 1,707 | 1,144 | 1,055 | 552 | 532 |
| Other | 20 | 40 | 40 | 43 | 140 |

^aTotal may include suspects for whom offense category could not be determined.

^bExcludes tax fraud.

^cIncludes tax fraud.

| Table 14. Defendants in matters disposed by U.S. magistrates: Percent convicted, 1980, 1985-88 | | | | | |
|--|---|--|-------|-------|-------------------|
| Most serious offense charged | Magistrate dispositions resulting in conviction | | | | |
| | 1980 | 1985 | 1986 | 1987 | 1988 ² |
| All offenses^a | 59.2% | 65.8% | 69.4% | 65.1% | 63.8% |
| Violent offenses | 26.6% | 27.8% | 19.9% | 30.6% | 30.5% |
| Murder | - | - | - | - | - |
| Assault | 41.0 | 46.2 | 35.2 | 44.9 | 46.2 |
| Robbery | 14.5 | 10.5 | 10.3 | 11.4 | 8.5 |
| Rape | ... | - | - | - | - |
| Other sex offenses | - | - | - | - | - |
| Kidnaping | - | 0 | - | - | - |
| Threats against the President | - | 8.7 | - | - | - |
| Property offenses | 46.8% | 46.4% | 55.0% | 57.4% | 61.7% |
| Fraudulent offenses | 36.4% | 35.7% | 56.0% | 62.1% | 64.6% |
| Embezzlement | 41.4 | 36.0 | 55.2 | 54.6 | 59.8 |
| Fraud ^b | 36.3 | 26.1 | 58.0 | 69.1 | 70.9 |
| Forgery | 30.1 | 52.4 | 50.7 | 36.2 | 49.7 |
| Counterfeiting | - | - | - | ... | - |
| Other offenses | 59.9% | 44.9% | 53.0% | 36.9% | 47.6% |
| Burglary | - | - | - | ... | - |
| Larceny | 33.1 | 31.1 | 25.0 | 32.1 | 43.4 |
| Motor vehicle theft | 2.9 | - | - | 3.7 | - |
| Arson | - | - | ... | - | ... |
| Transportation of stolen property | - | - | - | - | - |
| Other | 75.0 | 74.2 | 67.2 | 51.4 | 63.4 |
| Drug offenses | 15.5% | 24.6% | 14.4% | 42.1% | 28.2% |
| Public-order offenses | 65.8% | 72.8% | 76.3% | 72.7% | 71.6% |
| Regulatory offenses | 33.1% | 40.8% | 49.8% | 47.6% | 48.6% |
| Agriculture | 78.6 | 83.2 | 79.4 | - | 73.3 |
| Antitrust | ... | - | ... | - | ... |
| Fair labor standards | - | - | - | ... | ... |
| Food and drug | 10.3 | 0 | 0 | 7.5 | 5.6 |
| Motor carrier | - | - | ... | - | - |
| Other regulatory offenses | 29.0 | 34.2 | 45.7 | 50.8 | 54.8 |
| Other offenses | 70.3% | 75.0% | 77.9% | 74.2% | 73.0% |
| Weapons offenses | 7.7 | 8.1 | 12.7 | 7.1 | 6.3 |
| Immigration offenses | 89.1 | 93.8 | 94.3 | 95.7 | 95.0 |
| Tax law violations ^c | 30.0 | 52.0 | 62.5 | 59.3 | - |
| Bribery | - | - | - | - | 18.2 |
| Perjury | - | - | - | - | - |
| National defense | 65.4 | 66.1 | 76.0 | 75.3 | 79.1 |
| Escape | 1.1 | - | 1.3 | 1.1 | 1.3 |
| Racketeering and extortion | 5.8 | 1.9 | 0 | 4.0 | 3.4 |
| Gambling offenses | ... | - | - | - | - |
| Liquor offenses | - | - | - | - | ... |
| Mail or transport of obscene materials | - | - | - | - | - |
| Migratory birds | 82.0 | 87.8 | 90.5 | 78.3 | 89.8 |
| Conspiracy, aiding and abetting, and jurisdictional offenses | 73.6 | 73.5 | 71.6 | 64.7 | 68.6 |
| Other | 43.5 | 62.5 | 56.3 | 58.9 | 88.1 |
| -Too few cases to obtain statistically reliable data. | | ^a Total may include defendants for whom offense category could not be determined. | | | |
| ...No cases of this type occurred in the data. | | ^b Excludes tax fraud. | | | |
| | | ^c Includes tax fraud. | | | |

**Table 15. Offenders convicted in cases terminated in U.S. district court:
Number sentenced to prison, 1980, 1985-88, preliminary 1989**

| Most serious offense of conviction | Number of convicted offenders who were sentenced to incarceration ^a | | | | | Preliminary 1989 |
|---|---|--------|--------|--------|--------|---------------------|
| | 1980 | 1985 | 1986 | 1987 | 1988 | |
| All offenses^b | 13,766 | 20,605 | 23,058 | 23,579 | 23,450 | 27,071 |
| Violent offenses | 1,770 | 1,807 | 1,813 | 1,837 | 1,733 | 1,881 |
| Murder | 100 | 92 | 87 | 105 | 88 | 92 |
| Negligent manslaughter | 8 | 18 | 25 | 16 | 25 | 41 |
| Assault | 265 | 254 | 296 | 292 | 286 | 255 |
| Robbery | 1,252 | 1,210 | 1,186 | 1,164 | 1,059 | 1,231 |
| Rape | 29 | 60 | 65 | 83 | 97 | 100 |
| Other sex offenses | 31 | 85 | 88 | 113 | 112 | 75 |
| Kidnaping | 70 | 61 | 45 | 45 | 44 | 56 |
| Threats against the President | 15 | 27 | 21 | 19 | 22 | 31 |
| Property offenses | 4,630 | 5,612 | 6,291 | 6,234 | 5,723 | 5,917 |
| Fraudulent offenses | 2,825 | 3,696 | 4,416 | 4,610 | 4,182 | 4,360 |
| Embezzlement | 460 | 484 | 533 | 551 | 490 | 506 |
| Fraud ^c | 1,384 | 2,120 | 2,732 | 3,097 | 2,915 | 2,998 |
| Forgery | 610 | 803 | 872 | 606 | 459 | 513 |
| Counterfeiting | 371 | 289 | 279 | 356 | 318 | 343 |
| Other offenses | 1,805 | 1,916 | 1,875 | 1,624 | 1,541 | 1,557 |
| Burglary | 77 | 94 | 69 | 78 | 84 | 92 |
| Larceny | 1,180 | 1,252 | 1,196 | 1,125 | 978 | 1,025 |
| Motor vehicle theft | 321 | 263 | 325 | 220 | 293 | 238 |
| Arson | 6 | 5 | 8 | 19 | 2 | 11 |
| Transportation of stolen property | 178 | 250 | 229 | 148 | 132 | 157 |
| Other | 43 | 52 | 48 | 34 | 52 | 34 |
| Drug offenses | 3,675 | 7,774 | 9,272 | 10,196 | 10,599 | 13,126 |
| Possession | 114 | 762 | 677 | 609 | 400 | 458 |
| Trafficking, including importing and manufacturing | 3,560 | 7,012 | 8,588 | 9,584 | 10,197 | 12,665 |
| Other drug | 1 | 0 | 7 | 3 | 2 | 3 |
| Public-order offenses | 3,690 | 5,410 | 5,682 | 5,312 | 5,395 | 6,145 |
| Regulatory offenses | 484 | 661 | 688 | 601 | 640 | 742 |
| Agriculture | 54 | 51 | 24 | 16 | 52 | 37 |
| Antitrust | 32 | 6 | 7 | 11 | 43 | 22 |
| Fair labor standards | 11 | 4 | 2 | 3 | 6 | 2 |
| Food and drug | 5 | 10 | 13 | 19 | 8 | 24 |
| Motor carrier | 2 | 34 | 18 | 15 | 27 | 21 |
| Other regulatory offenses | 380 | 556 | 624 | 537 | 504 | 636 |
| Other offenses | 3,206 | 4,749 | 4,994 | 4,711 | 4,755 | 5,403 |
| Weapons offenses | 578 | 1,003 | 1,174 | 1,188 | 1,262 | 1,637 |
| Immigration offenses | 1,017 | 1,412 | 1,443 | 1,355 | 1,287 | 1,642 |
| Tax law violations ^d | 487 | 603 | 637 | 640 | 629 | 540 |
| Bribery | 62 | 90 | 107 | 83 | 81 | 101 |
| Perjury | 48 | 99 | 74 | 80 | 73 | 65 |
| National defense | 49 | 60 | 61 | 55 | 49 | 85 |
| Escape | 533 | 499 | 532 | 582 | 566 | 577 |
| Racketeering and extortion | 315 | 441 | 462 | 372 | 418 | 455 |
| Gambling offenses | 39 | 38 | 86 | 39 | 67 | 67 |
| Liquor offenses | 33 | 3 | 5 | 3 | 3 | 3 |
| Mail or transport of obscene materials | 3 | 17 | 6 | 12 | 14 | 9 |
| Traffic offenses | 32 | 464 | 385 | 282 | 279 | 205 |
| Migratory birds | 1 | 2 | 1 | 1 | 8 | 9 |
| Other | 9 | 18 | 21 | 19 | 19 | 8 |

^aIncludes sentences to prison with or without probation.

^bTotal may include offenders for whom offense category could not be determined.

^cExcludes tax fraud.

^dIncludes tax fraud.

| Table 16. Offenders convicted in cases terminated in U.S. district court: Percent sentenced to prison, 1980, 1985-88, preliminary 1989 | | | | | | |
|--|---|-------|-------|-------|-------|---------------------|
| Most serious offense of conviction | Percent of convicted offenders sentenced to prison ^a | | | | | Preliminary 1989 |
| | 1980 | 1985 | 1986 | 1987 | 1988 | |
| All offenses^b | 46.0% | 50.3% | 52.5% | 53.0% | 53.8% | 58.5% |
| Violent offenses | 82.9% | 81.2% | 82.7% | 82.0% | 81.0% | 87.0% |
| Murder | 90.1 | 91.1 | 93.5 | 96.3 | 94.6 | 90.2 |
| Negligent manslaughter | - | 54.5 | 86.2 | 76.2 | 92.6 | 89.1 |
| Assault | 58.9 | 55.5 | 60.5 | 58.5 | 63.8 | 64.6 |
| Robbery | 91.3 | 92.5 | 94.3 | 94.4 | 94.0 | 97.7 |
| Rape | 59.2 | 80.0 | 81.3 | 87.4 | 83.6 | 78.1 |
| Other sex offenses | 72.1 | 60.7 | 52.7 | 53.1 | 44.4 | 52.8 |
| Kidnaping | 95.9 | 85.9 | 93.8 | 97.8 | 91.7 | 96.6 |
| Threats against the President | 57.7 | 67.5 | 75.0 | 76.0 | 78.6 | 96.9 |
| Property offenses | 42.9% | 42.3% | 43.2% | 43.4% | 42.6% | 44.2% |
| Fraudulent offenses | 42.0% | 41.3% | 42.0% | 44.1% | 43.6% | 44.5% |
| Embezzlement | 28.7 | 28.3 | 26.8 | 28.7 | 27.6 | 28.5 |
| Fraud ^c | 41.9 | 42.5 | 44.5 | 47.0 | 47.1 | 46.5 |
| Forgery | 51.7 | 45.3 | 45.8 | 45.0 | 45.6 | 50.8 |
| Counterfeiting | 57.9 | 59.7 | 57.1 | 60.4 | 52.3 | 60.4 |
| Other offenses | 44.6% | 44.4% | 46.6% | 41.6% | 40.0% | 43.4% |
| Burglary | 59.7 | 69.1 | 74.2 | 75.7 | 84.0 | 83.6 |
| Larceny | 39.0 | 38.4 | 39.6 | 36.8 | 33.0 | 36.9 |
| Motor vehicle theft | 70.1 | 72.9 | 76.5 | 68.1 | 71.6 | 71.3 |
| Arson | - | - | - | 90.5 | - | - |
| Transportation of stolen property | 68.5 | 72.0 | 70.7 | 60.2 | 62.0 | 69.2 |
| Other | 26.2 | 26.0 | 31.8 | 21.8 | 32.5 | 27.2 |
| Drug offenses | 71.6% | 75.6% | 77.3% | 75.9% | 79.2% | 84.2% |
| Possession | 22.9 | 43.1 | 41.4 | 27.8 | 22.1 | 26.4 |
| Trafficking, including importing and manufacturing | 76.8 | 82.3 | 83.1 | 85.4 | 88.2 | 91.5 |
| Other drug | - | - | - | - | - | - |
| Public-order offenses | 31.0% | 35.8% | 37.4% | 36.6% | 37.0% | 40.6% |
| Regulatory offenses | 26.5% | 30.5% | 34.2% | 32.5% | 32.6% | 36.9% |
| Agriculture | 17.5 | 13.8 | 13.8 | 9.6 | 19.9 | 15.2 |
| Antitrust | 25.6 | 5.1 | 9.5 | 10.0 | 24.2 | 20.0 |
| Fair labor standards | 36.7 | 10.5 | 4.8 | 5.0 | 17.6 | 6.9 |
| Food and drug | 4.8 | 11.6 | 15.3 | 26.4 | 16.0 | 20.0 |
| Motor carrier | 2.7 | 32.7 | 22.0 | 28.8 | 40.9 | 35.6 |
| Other regulatory offenses | 32.0 | 38.3 | 40.2 | 38.7 | 36.6 | 43.9 |
| Other offenses | 31.9% | 36.6% | 37.9% | 37.2% | 37.7% | 41.2% |
| Weapons offenses | 59.0 | 64.6 | 65.1 | 68.7 | 70.0 | 76.6 |
| Immigration offenses | 46.2 | 58.4 | 58.6 | 63.4 | 69.5 | 67.7 |
| Tax law violations ^d | 34.6 | 48.1 | 43.7 | 46.6 | 44.0 | 46.7 |
| Bribery | 36.5 | 44.3 | 53.5 | 45.6 | 44.0 | 42.8 |
| Perjury | 68.6 | 68.3 | 56.1 | 69.0 | 70.2 | 60.2 |
| National defense | 25.4 | 17.6 | 18.0 | 22.6 | 24.1 | 42.3 |
| Escape | 87.5 | 81.9 | 85.5 | 86.9 | 86.9 | 89.7 |
| Racketeering and extortion | 75.4 | 78.8 | 78.2 | 75.2 | 74.5 | 78.3 |
| Gambling offenses | 30.2 | 47.5 | 42.2 | 26.0 | 40.9 | 39.6 |
| Liquor offenses | 55.0 | - | - | - | - | - |
| Mail or transport of obscene materials | - | 40.5 | 18.8 | 34.3 | 25.0 | 16.7 |
| Traffic offenses | .9 | 8.4 | 7.6 | 5.3 | 5.1 | 4.0 |
| Migratory birds | 1.0 | 5.9 | 2.5 | 2.8 | 24.2 | 12.9 |
| Other | 7.1 | 11.2 | 10.9 | 12.8 | 19.0 | 6.3 |
| ^a Includes sentences to prison with or without probation. ^b Total may include offenders for whom offense category could not be determined, but excludes offenders for whom sentence category could not be determined. ^c Excludes tax fraud. ^d Includes tax fraud. | | | | | | |

**Table 17. Offenders convicted in cases terminated in U.S. district court:
Mean length of prison sentences, 1980, 1985-88, preliminary 1989**

| Most serious offense of conviction | Average sentence length for convicted offenders sentenced to prison | | | | | |
|---|---|------------|------------|------------|------------|---------------------|
| | 1980 | 1985 | 1986 | 1987 | 1988 | Preliminary 1989 |
| All offenses^a | 44.3 mos. | 50.7 mos. | 52.7 mos. | 55.2 mos. | 55.1 mos. | 53.4 mos. |
| Violent offenses | 125.4 mos. | 135.4 mos. | 132.0 mos. | 126.2 mos. | 110.7 mos. | 88.3 mos. |
| Murder | 123.4 | 212.0 | 196.3 | 154.6 | 162.7 | 139.9 |
| Negligent manslaughter | 36.6 | 33.5 | 40.2 | 25.9 | 29.2 | 23.9 |
| Assault | 40.7 | 45.6 | 44.6 | 48.4 | 39.7 | 34.1 |
| Robbery | 141.5 | 151.1 | 153.2 | 148.1 | 131.4 | 100.1 |
| Rape | 85.7 | 123.3 | 143.8 | 114.4 | 95.8 | 91.3 |
| Other sex offenses | 39.7 | 81.0 | 68.2 | 59.5 | 75.1 | 44.9 |
| Kidnaping | 262.6 | 254.5 | 242.9 | 293.9 | 190.5 | 145.1 |
| Threats against the President | 39.4 | 48.2 | 26.2 | 45.0 | 44.1 | 35.9 |
| Property offenses | 29.4 mos. | 33.0 mos. | 34.3 mos. | 32.5 mos. | 31.5 mos. | 24.9 mos. |
| Fraudulent offenses | 27.1 mos. | 31.1 mos. | 32.8 mos. | 31.1 mos. | 31.0 mos. | 25.2 mos. |
| Embezzlement | 20.1 | 22.9 | 21.9 | 22.1 | 19.6 | 16.4 |
| Fraud ^b | 24.9 | 30.0 | 33.8 | 32.1 | 32.9 | 28.4 |
| Forgery | 32.5 | 36.5 | 32.8 | 30.6 | 32.1 | 18.5 |
| Counterfeiting | 35.0 | 38.2 | 43.3 | 37.2 | 29.1 | 30.1 |
| Other offenses | 32.9 mos. | 36.6 mos. | 37.9 mos. | 36.5 mos. | 32.7 mos. | 24.3 mos. |
| Burglary | 46.0 | 67.0 | 41.9 | 59.0 | 55.6 | 41.3 |
| Larceny | 29.2 | 31.7 | 33.6 | 33.8 | 27.5 | 21.0 |
| Motor vehicle theft | 38.1 | 42.8 | 42.4 | 44.3 | 38.0 | 28.2 |
| Arson | 34.3 | 34.8 | 24.8 | 51.7 | 19.0 | 47.7 |
| Transportation of stolen property | 47.7 | 48.0 | 56.0 | 37.3 | 51.1 | 31.5 |
| Other | 9.3 | 15.5 | 24.1 | 11.7 | 17.7 | 12.2 |
| Drug offenses | 47.1 mos. | 58.2 mos. | 62.2 mos. | 67.8 mos. | 71.3 mos. | 73.8 mos. |
| Possession | 14.7 | 34.5 | 41.4 | 48.1 | 13.6 | 8.1 |
| Trafficking, including importing and manufacturing | 48.1 | 60.8 | 63.9 | 69.1 | 73.6 | 76.1 |
| Other drug | 12.0 | ... | 30.0 | 30.0 | 15.0 | 25.0 |
| Public-order offenses | 24.5 mos. | 32.7 mos. | 36.9 mos. | 35.5 mos. | 30.7 mos. | 27.0 mos. |
| Regulatory offenses | 25.3 mos. | 37.7 mos. | 47.2 mos. | 42.1 mos. | 30.4 mos. | 22.8 mos. |
| Agriculture | 12.4 | 16.3 | 6.2 | 11.7 | 7.4 | 7.9 |
| Antitrust | 3.2 | 5.3 | 10.7 | 3.6 | 8.3 | 13.5 |
| Fair labor standards | 53.0 | 10.2 | 36.0 | 2.0 | 8.7 | 5.0 |
| Food and drug | 4.4 | 9.5 | 24.9 | 17.1 | 12.6 | 11.3 |
| Motor carrier | 66.5 | 10.2 | 6.9 | 10.2 | 23.6 | 11.8 |
| Other regulatory offenses | 28.3 | 42.4 | 50.9 | 45.8 | 35.6 | 24.8 |
| Other offenses | 23.8 mos. | 29.4 mos. | 30.8 mos. | 32.2 mos. | 30.7 mos. | 27.6 mos. |
| Weapons offenses | 37.6 | 41.5 | 45.4 | 53.3 | 52.3 | 45.8 |
| Immigration offenses | 13.0 | 14.4 | 15.1 | 15.2 | 11.7 | 9.1 |
| Tax law violations ^c | 13.1 | 22.4 | 20.6 | 21.1 | 22.8 | 24.7 |
| Bribery | 14.3 | 25.8 | 41.9 | 29.9 | 27.0 | 20.7 |
| Perjury | 24.9 | 44.8 | 20.2 | 31.8 | 18.9 | 17.1 |
| National defense | 19.6 | 63.0 | 42.9 | 26.3 | 14.3 | 14.4 |
| Escape | 20.8 | 26.2 | 23.3 | 22.7 | 23.9 | 23.7 |
| Racketeering and extortion | 62.6 | 84.8 | 89.6 | 84.4 | 72.3 | 55.7 |
| Gambling offenses | 12.7 | 17.5 | 18.5 | 20.3 | 12.6 | 12.2 |
| Liquor offenses | 16.2 | 20.0 | 16.0 | 12.0 | 4.7 | 3.7 |
| Mail or transport of obscene materials | 42.0 | 42.2 | 36.0 | 31.2 | 44.3 | 22.2 |
| Traffic offenses | 2.6 | 3.3 | 3.4 | 4.6 | 3.9 | 3.2 |
| Migratory birds | 6.0 | 2.0 | 1.0 | 1.0 | 5.1 | 11.3 |
| Other | 6.3 | 10.4 | 2.8 | 15.6 | 9.0 | 3.0 |
| <p>...No cases of this type occurred in the data.</p> <p>^aTotal may include offenders for whom offense category could not be determined.</p> <p>^bExcludes tax fraud.</p> <p>^cIncludes tax fraud.</p> | | | | | | |

Bureau of Justice Statistics Announces the Justice Statistics Clearinghouse

The Bureau of Justice Statistics (BJS), in conjunction with the National Criminal Justice Reference Service (NCJRS), announces the establishment of the Justice Statistics Clearinghouse. The Clearinghouse's toll-free number is:

800-732-3277

Persons from Maryland and the Washington, D.C., metropolitan area should call 301-251-5500.

Services of the newly created Clearinghouse include:


- **Responding to statistical requests.** How many rapes are reported to the police? How many burglaries occurred in 1984? Call the Clearinghouse, toll free.
- **Providing information about BJS services.** Interested in receiving BJS documents and products? Register with the BJS mailing list by calling the Clearinghouse, toll free.

- **Suggesting referrals to other sources for criminal justice statistics.** If the Clearinghouse doesn't have the answer, an information specialist will refer you to agencies or individuals who do.

- **Conducting custom literature searches of the NCJRS document data base.** We can search the NCJRS data base and provide topical bibliographic citations and abstracts to answer specific requests.

- **Collecting statistical reports.** The Clearinghouse collects statistical reports from numerous sources. Submit statistical documents to share with criminal justice colleagues to: NCJRS, Attention BJS Acquisition, Box 6000, Rockville, MD 20850.

You have 24-hour access to the Justice Statistics Clearinghouse. From 8:30 a.m. to 8:00 p.m. EST, weekdays, an information specialist is available. After work hours, you may record your orders or leave a message for an information specialist to return your call.



Bureau of Justice Statistics reports

(Revised October 1990)

Call toll-free 800-732-3277 (local 301-251-5500) to order BJS reports, to be added to one of the BJS mailing lists, or to speak to a reference specialist in statistics at the Justice Statistics Clearinghouse, National Criminal Justice Reference Service, Box 6000, Rockville, MD 20850.

BJS maintains the following mailing lists:

- Law enforcement reports (new)
- Drugs and crime data (new)
- Justice spending & employment
- White-collar crime
- National Crime Survey (annual)
- Corrections (annual)
- Courts (annual)
- Privacy and security of criminal history information and information policy
- Federal statistics (annual)
- BJS bulletins and special reports (approximately twice a month)
- Sourcebook of Criminal Justice Statistics (annual)

Single copies of reports are free; use NCJ number to order. Postage and handling are charged for bulk orders of single reports. For single copies of multiple titles, up to 10 titles are free; 11-40 titles \$10; more than 40, \$20; libraries call for special rates.

Public-use tapes of BJS data sets and other criminal justice data are available from the National Archive of Criminal Justice Data (formerly CJAIN), P.O. Box 1248, Ann Arbor, MI 48106 (toll-free 1-800-999-0960).

National Crime Survey

The Nation's two crime measures: Uniform Crime Reports and the National Crime Survey, NCJ-122705, 4/90

Criminal victimization in the U.S.:

- 1989 press release, 5/90
- 1988 (final), NCJ-122024, 10/90
- 1987 (final report), NCJ-115524, 6/89

BJS special reports

- Handgun crime victims, NCJ-123559, 7/90
- Black victims, NCJ-122562, 4/90
- Hispanic victims, NCJ-120507, 1/90
- The redesigned National Crime Survey: Selected new data, NCJ-114746, 1/89
- Motor vehicle theft, NCJ-109978, 3/88
- Elderly victims, NCJ-107676, 1/87
- Violent crime trends, NCJ-107217, 1/87
- Robbery victims NCJ-104638, 4/87
- Violent crime by strangers and non-strangers, NCJ-103702, 1/87
- Preventing domestic violence against women, NCJ-102037, 8/86
- Crime prevention measures, NCJ-100438, 3/86
- The use of weapons in committing crimes, NCJ-99643, 1/86
- Reporting crimes to the police, NCJ-99432, 12/85
- Locating city, suburban, and rural crime, NCJ-99535, 12/85
- The economic cost of crime to victims, NCJ-93450, 4/84
- Family violence, NCJ-93449, 4/84

BJS bulletins:

- Criminal victimization 1989, NCJ-125615, 10/90
- Crime and the Nation's households, 1989, NCJ-124544, 9/90
- The crime of rape, NCJ-96777, 3/85
- Household burglary, NCJ-96021, 1/85
- Measuring crime, NCJ-75710, 2/81

BJS technical reports

- New directions for the NCS, NCJ-115571, 3/89
- Series crimes: Report of a field test, NCJ-104615 4/87

Redesign of the National Crime Survey, NCJ-111457, 3/89

The seasonality of crime victimization, NCJ-111033, 6/88

Crime and older Americans information package, NCJ-104569, \$10, 5/87

Teenage victims, NCJ-103138, 12/86

Victimization and fear of crime: World perspectives, NCJ-93872, 1/85, \$9.15

The National Crime Survey: Working papers, vol. I: Current and historical perspectives, NCJ-75374, 8/82

vol. II: Methodology studies, NCJ-90307

Law enforcement management

BJS bulletins and special reports:

Police departments in large cities, 1987, NCJ-119220, 8/89

Profile of state and local law enforcement agencies, NCJ-113949, 3/89

Expenditure and employment

BJS bulletins:

Justice expenditure and employment:

1988, NCJ-123132, 7/90

1985, NCJ-104460, 3/87

1983, NCJ-101776, 7/86

Anti-drug abuse formula grants: Justice

variable pass-through data, 1988 (BJS

Technical Report), NCJ-120070, 3/90

Justice expenditure and employment:

1985 (full report), NCJ-106356, 8/89

Extracts, 1982 and 1983, NCJ-106629, 8/88

Courts

BJS bulletins:

Felony sentences in State courts,

NCJ-115210, 2/89

Criminal defense for the poor, 1986,

NCJ-112919, 9/88

State felony courts and felony laws,

NCJ-106273, 8/87

The growth of appeals: 1973-83 trends,

NCJ-96381, 2/85

Case filings in State courts 1983,

NCJ-95111, 10/84

BJS special reports:

Felony case processing in State courts,

1986, NCJ-121753, 2/90

Felony case-processing time, NCJ-101985,

8/86

Felony sentencing in 18 local jurisdictions,

NCJ-97681, 6/85

The prevalence of guilty pleas, NCJ-96018,

12/84

Sentencing practices in 13 States,

NCJ-95399, 10/84

Felony defendants in large urban counties,

1988, NCJ-122385

Profile of felons convicted in State courts,

1986, NCJ-120021, 1/90

Sentencing outcomes in 28 felony courts,

NCJ-105743, 8/87

National criminal defense systems study,

NCJ-94702, 10/86

The prosecution of felony arrests:

1987, NCJ-124140, 9/90

1986, NCJ-113248, 6/89

1982, NCJ-106990, 5/88

Felony laws of the 50 States and the District

of Columbia, 1986, NCJ-105066, 2/88

State court model statistical dictionary,

Supplement, NCJ-98326, 9/85

1st edition, NCJ-62320, 9/80

Privacy and security

Compendium of State privacy and security

legislation:

1989 overview, NCJ-121157, 5/90

1987 overview, NCJ-111097, 9/88

1989 full report (1,500 pages,

microfiche \$2, hard copy \$145),

NCJ-121158, 9/90

Criminal justice information policy:

BJS/SEARCH conference proceedings:

Criminal justice in the 1990's: The future

of information management, NCJ-

121697, 5/90

Juvenile and adult records: One system,

one record?, NCJ-114947 1/90

Open vs. confidential records,

NCJ-113560, 1/88

Strategies for improving data quality,

NCJ-115339, 5/89

Public access to criminal history record

information, NCJ-111458, 11/88

Juvenile records and recordkeeping

systems, NCJ-112815, 11/88

Automated fingerprint identification

systems: Technology and policy issues,

NCJ-104342, 4/87

Criminal justice "hot" files, NCJ-101850,

12/86

Crime control and criminal records (BJS

special report), NCJ-99176, 10/85

Drugs & crime data:

State drug resources: A national directory,

NCJ-122582, 5/90

Federal drug data for national policy, NCJ-

122715, 4/90

Drugs & crime data center & clearinghouse,

brochure 133, 4/90

Drugs and crime facts, 1989, NCJ-121022,

1/90

Rolodex card, BC 100, 8/88

Computer crime

BJS special reports:

Electronic fund transfer fraud, NCJ-96666,

3/85

Electronic fund transfer and crime, NCJ-

92650, 2/84

Electronic fund transfer systems fraud, NCJ-

100461, 4/86

Electronic fund transfer systems and crime,

NCJ-83736, 9/82

Expert witness manual, NCJ-77927, 9/81,

\$11.50

Federal justice statistics

Federal criminal case processing, 1980-87,

NCJ-120069, 5/90

Compendium of Federal justice statistics

1984, NCJ-112816, 9/89

The Federal civil justice system (BJS

bulletin), NCJ-104769, 8/87

Federal offenses and offenders

BJS special reports:

Immigration offenses, NCJ-124546, 8/90

Federal criminal cases, 1980-87,

NCJ-118311, 7/89

Drug law violators, 1980-86, NCJ 111763,

6/88

Pretrial release and detention:

The Bail Reform Act of 1984,

NCJ-109929, 2/88

White-collar crime NCJ-106876, 9/87

Pretrial release and misconduct,

NCJ-96132, 1/85

BJS bulletins:

Bank robbery, NCJ-94463, 8/84

Federal drug law violators, NCJ-92692, 2/84

General

BJS bulletins and special reports:

Tracking offenders, 1987, NCJ-125315,

10/90

Criminal cases in five states, 1983-86,

NCJ-118798, 9/89

International crime rates, NCJ-110776 5/88

Tracking offenders, 1984, NCJ-109886, 1/88

BJS telephone contacts '87, NCJ-102909,

12/86

Tracking offenders: White-collar crime,

NCJ-102867, 11/86

Police employment and expenditure,

NCJ-100117, 2/86

BJS data report, 1989, NCJ-121514, 10/90

Sourcebook of criminal justice statistics,

1989, NCJ-124224, 9/90

Publications of BJS, 1985-89:

Microfiche library, PRO30014, 5/90, \$190

Bibliography, TBO30013, \$17.50

Publications of BJS, 1971-84:

Microfiche library, PRO30012, \$203

Bibliography, TBO30012, \$17.50

1990 directory of automated criminal justice

information systems, Vol. 1, Corrections; 2,

Courts; 3, Law enforcement; 4, Probation

and parole; 5, Prosecution; NCJ-122226-30,

5/90

BJS annual report, fiscal 1988, NCJ-115749,

4/89

Report to the Nation on crime and justice:

Second edition, NCJ-105506, 6/88

Technical appendix, NCJ-112011, 8/88

Criminal justice microcomputer guide and

software catalog, NCJ-112178, 8/88

Proceedings of the third workshop on law

and justice statistics, NCJ-112230, 7/88

National survey of crime severity, NCJ-96017,

10/85

See order form
on last page

Please put me on the mailing list for—

- ☐ **Law enforcement reports**—national data on State and local police and sheriffs' departments: operations, equipment, personnel, salaries, spending, policies, programs
- ☐ **Federal statistics**—data describing Federal case processing, from investigation through prosecution, adjudication, and corrections
- ☐ **Drugs and crime data**—sentencing and time served by drug offenders, drug use at time of crime by jail inmates and State prisoners, and other quality data on drugs, crime, and law enforcement
- ☐ **Justice expenditure and employment reports**—annual spending and staffing by Federal/State/local governments and by function (police, courts, etc.)

- ☐ **White-collar crime**—data on the processing of Federal white-collar crime cases
- ☐ **Privacy and security of criminal history information and information policy**—new legislation; maintaining and releasing intelligence and investigative records; data quality issues
- ☐ **Juvenile corrections reports**—juveniles in custody in public and private detention and correctional facilities
- ☐ **BJS bulletins and special reports**—timely reports of the most current justice data
- ☐ **Prosecution and adjudication in State courts**—case processing from prosecution through court disposition, State felony laws, felony sentencing, criminal defense

- ☐ **Corrections reports**—results of sample surveys and censuses of jails, prisons, parole, probation, and other corrections data
- ☐ **National Crime Survey reports**—the only regular national survey of crime victims
- ☐ **Sourcebook of Criminal Justice Statistics** (annual)—broad-based data from 150+ sources (400+ tables, 100+ figures, subject index, annotated bibliography, addresses of sources)
- ☐ Send me a form to sign up for **NCJ Reports** (free 6 times a year), which abstracts both private and government criminal justice publications and lists upcoming conferences and training sessions in the field.

To be added to any BJS mailing list, please copy or cut out this page, fill in, fold, stamp, and mail to the Justice Statistics Clearinghouse/NCJRS.

You will receive an annual renewal card. If you do not return it, we must drop you from the mailing list.

To order copies of recent BJS reports, check here ☐ and circle items you want to receive on other side of this sheet.

Name:

Title:

Organization:

Street or box:

City, State, Zip:

Daytime phone number: ()

Criminal justice interest:

Put your organization and title here if you used home address above:

FOLD, SEAL WITH TAPE, AND STAMP

U.S. Department of Justice
Office of Justice Programs
Bureau of Justice Statistics
Washington, D.C. 20531

Place
1st-class
stamp
here

Justice Statistics Clearinghouse/NCJRS
U.S. Department of Justice
Box 6000
Rockville, MD 20850

Drugs & Crime Data

Drugs & Crime Data
Center & Clearinghouse



Illicit drugs— Cultivation to consequences

The worldwide drug business

Cultivation & production
Foreign
Domestic

Distribution
Export
Transshipment
Import into U.S.

Finance
Money laundering
Profits

The fight against drugs

Enforcement
Border interdiction
Investigation
Seizure & forfeiture
Prosecution

Consumption reduction
Prevention
Education
Treatment

Consequences of drug use

Abuse
Addiction
Overdose
Death

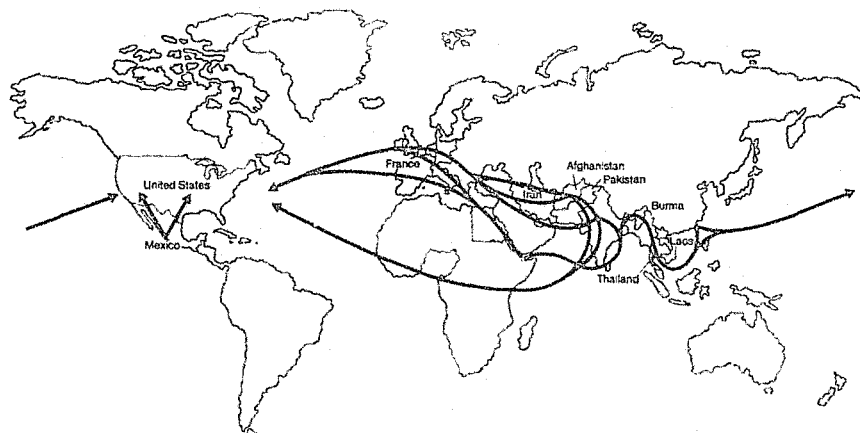
Crime
While on drugs
For drug money
Trafficking

Impact on justice system

Social disruption

The Drugs & Crime Data Center & Clearinghouse is funded by the Bureau of Justice Assistance and directed by the Bureau of Justice Statistics of the U.S. Department of Justice.

Major heroin smuggling routes into the United States



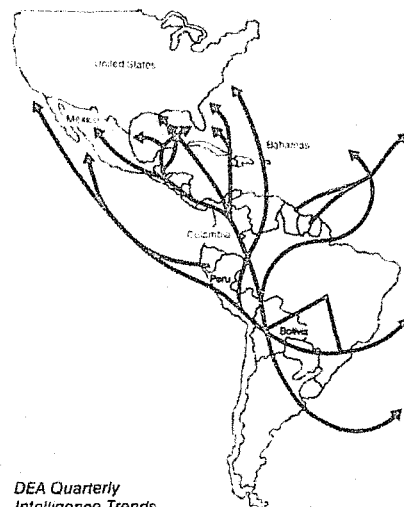
DEA Quarterly Intelligence Trends

One free phone call can give you access to a growing data base on drugs & crime

The Drugs & Crime Data Center & Clearinghouse is managed by the Bureau of Justice Statistics. To serve you, the center will —

- Respond to your requests for drugs and crime data.
- Let you know about new drugs and crime data reports.
- Send you reports on drugs and crime.
- Conduct special bibliographic searches for you on specific drugs and crime topics.
- Refer you to data on epidemiology, prevention, and treatment of substance abuse at the National Clearinghouse for Alcohol and Drug Information of the Alcohol, Drug Abuse, and Mental Health Administration.
- Publish special reports on subjects such as assets forfeiture and seizure, economic costs of drug-related crime, drugs and violence, drug laws of the 50 States, drug abuse and corrections, and innovative law enforcement reactions to drugs and crime.
- Prepare a comprehensive, concise report that will bring together a rich array of data to trace and quantify the full flow of illicit drugs from cultivation to consequences.

Major cocaine smuggling routes into the United States



DEA Quarterly Intelligence Trends

Call now and speak to a specialist in drugs & crime statistics:

1-800-666-3332

Or write to the Drugs & Crime Data Center & Clearinghouse
1600 Research Boulevard
Rockville, MD 20850

U.S. Department of Justice
Office of Justice Programs
Bureau of Justice Statistics

Official Business
Penalty for Private Use \$300

BULK RATE
POSTAGE & FEES PAID
DOJ/BJS
Permit No. G-91

Washington, D.C. 20531

Federal Criminal Case Processing, 1980-87: Addendum for 1988 and Preliminary 1989