



Crime Reported in Alaska

1989



130765

**Uniform Crime Reporting
PARTMENT OF PUBLIC SAFETY**

130765

Crime Reported in Alaska

1989

Uniform Crime Reporting

DEPARTMENT OF PUBLIC SAFETY

130765

U.S. Department of Justice
National Institute of Justice

This document has been reproduced exactly as received from the person or organization originating it. Points of view or opinions stated in this document are those of the authors and do not necessarily represent the official position or policies of the National Institute of Justice.

Permission to reproduce this copyrighted material has been granted by
Alaska Department of Public
Safety
to the National Criminal Justice Reference Service (NCJRS).

Further reproduction outside of the NCJRS system requires permission of the copyright owner.

Prepared By:
Administrative Services
Records and Identification
Information Systems

TABLE OF CONTENTS

Uniform Crime Reporting Program1
Contributing Agencies3
Reported Crime Frequency 19894
Total Crimes and Crime Index Rate5
Crime Summary - Alaska5
Total Part I Crimes and Rates6
Reported Part I Offenses (Graph)7
Estimated Crime Rate (Graph)8
Population (Graph)9
Law Enforcement Officers Killed or Assaulted (Table)10
Officers Killed in the Line of Duty11
Law Enforcement Employees by Agency12
1989 Statewide Totals13

PART I OFFENSES

Murder

Trend21
Summary21
Year (Graph)22
Month (Graph)22
Relationship (Graph).....22
Weapon (Graph).....22
Offenders by Age, Sex, Race23
Victim by Age, Sex, Race.....24

Rape

Trend25
Summary25
Arrests by Age, Sex, Race26
Year (Graph)28
Month (Graph)28
Attempt vs Force (Graph)28

Robbery

Trend29
Summary29
Arrests by Age, Sex, Race30
Year (Graph)32
Month (Graph)32
Weapon (Graph).....32
Place of Occurrence (Graph)32

Aggravated Assaults

Trend33
Summary33
Arrests by Age, Sex, Race34
Year (Graph)36
Month (Graph).....36
Weapon (Graph).....36

Burglary	
Trend	37
Summary	37
Arrest by Age, Sex, Race	38
Year (Graph)	40
Month (Graph)	40
Entry (Graph)	40
Place/Time of Occurrence (Graph)	40

Larceny	
Trend	41
Summary	41
Arrests by Age, Sex, Race	42
Year (Graph)	44
Month (Graph)	44
Type (Graph)	44

Motor Vehicle Theft	
Trend	45
Summary	45
Arrests by Age, Sex, Race	46
Year (Graph)	48
Month (Graph)	48
Type (Graph)	48

TABLES FOR CONTRIBUTING AGENCIES

Offenses Known to the Police
Property Stolen by Class
Property by Type and Value
Arrests by Age, Sex, Race

Alaska State Troopers	49
Anchorage Airport Safety	57
Anchorage Police Department	65
Bethel	73
Bristol Bay	81
Cordova	89
Craig	97
Fairbanks	105
Haines	113
Homer	121
Juneau	129
Kenai	137
Ketchikan	145
Kodiak	147
Kotzebue	155
Nome	163
North Pole	171
North Slope Borough	179

Palmer	187
Petersburg	195
Sand Point	203
Seward	211
Skagway	219
Soldotna	227
St. Paul	235
Wrangell	243

Appendix	251
----------	-------	-----

UNIFORM CRIME REPORTING PROGRAM

The major source of data used to measure the trend and distribution of crime in Alaska is the Uniform Crime Reporting (UCR) Program. Since 1976 the Department of Public Safety has been coordinating and compiling the UCR crimes reported. Under this program monthly crime index data is collected from local law enforcement agencies statewide for the purpose of measuring the level of criminal activity within the State. At present the program is operated on a semi-manual and computerized basis. Some data is compiled off of locally generated reports while the Alaska Public Safety Information Network (APSIN) is designed to provide automated data input processing and periodic generation of statistical reports.

Eight offense categories, selected by the FBI because of their seriousness and frequency, have been defined as crime index offenses. The Crime Index is a basic measure of crime which can be used for comparing the extent of crime among cities and states of similar size. The index is simply the total number of certain offenses that occur in a given area in a given calendar period. Violent crime index offenses are: murder, forcible rape, robbery, aggravated assault and arson. Property crime offenses are: burglary, larceny/theft and motor vehicle theft.

For over 14 years the Department of Public Safety has administered this reporting program from a fluctuating number of voluntarily participating agencies. However, while the UCR statistics represent one of the major bases for public and political awareness of crime and are the primary source for a statistical understanding of the local and statewide crime problem, one must be aware that Part II offenses, misdemeanor cases and violations, such as petty thefts, minor assaults, domestic disturbances, protective custodies and the full range of lesser statutory crimes and ordinance violations, are not retained in the APSIN system for all agencies. Therefore, the fact that activities related to these offenses demand major commitments of manpower and time by all local law enforcement agencies is not recognized in this document. Additionally, the 1989 Crime in Alaska was compiled from UCR data submitted by only 26 of the more than 40 law enforcement agencies within Alaska. While most major cities and more than 85% of the population are represented, there are significant areas not included. Consequently, the figures presented do not provide a complete picture of all criminal activity statewide.

CONTRIBUTING AGENCIES

1989

SUMMARY BASED DATA

Years Participating

Alaska State Troopers.....	1976 - 1989
Anchorage Police Department.....	1976 - 1989
Fairbanks Police Department.....	1976 - 1989
North Slope Borough Public Safety.....	1977 - 1989

INCIDENT BASED DATA

Anchorage Airport Sec.....	1989	Kotzebue Police.....	1980 - 1989
Bethel Police	1987 - 1989	Nome Police.....	1978 - 1989
Bristol Bay Police	1985 - 1989	North Pole Police..	1978 - 1989
Cordova Police.....	1978 - 1989	Palmer Police.....	1977 - 1989
Craig Police.....	1983 - 1989	Petersburg Police..	1976 - 1989
Haines Police	1985 - 1989	Sand Point Police.....	1989
Homer Police.....	1976 - 1989	Seward Police.....	1978 - 1989
Juneau Police.....	1976 - 1989	Skagway Police.....	1977 - 1989
Kenai Police.....	1976 - 1989	Soldotna Police....	1977 - 1989
Ketchikan Police.....	1976 - 1987 & 89	St. Paul Police....	1987 - 1989
Kodiak Police.....	1977 - 1989	Wrangell Police....	1976 - 1989


The excellent cooperation given the Department of Public Safety by the Chiefs of Police, Agency Heads and UCR Clerks is gratefully acknowledged.

NO LONGER REPORTING

Dillingham Police.....	1981 - 1987	Hoonah Police.....	1978
Klawock Police.....	1980 - 1987 & 88	Sitka Police.....	1976 - 1988
Unalaska Police.....	1980 - 1981 & 83	Valdez Police.....	1976 - 1983
Whittier Police.....	1978		

REPORTED CRIME FREQUENCY 1989

ALASKA CRIME CLOCK 1989



one
CRIME INDEX
OFFENSE
every 21 min. 2 sec.

one
VIOLENT CRIME
every 3 hours 26 min.

one
MURDER
every 8 days 11 hours 43 min.

one
FORCIBLE RAPE
every 31 hours 37 min.

one
ROBBERY
every 24 hours 53 min.

one
AGGRAVATED ASSAULT
every 4 hours 31 min.

one
PROPERTY CRIME
every 23 min. 26 sec.

one
BURGLARY
every 2 hours 3 min.

one
LARCENY - THEFT
every 33 min. 17 sec.

one
MOTOR VEHICLE THEFT
every 3 hours 42 min.

The crime clock should be viewed with care. Being the most aggregate representation of UCR data, it is designed to convey the annual reported crime experience by showing the relative frequency of occurrence of the Index Offenses. This mode of display should not be taken to imply a regularity in the commission of the Part I Offenses; rather, it represents the annual ratio of reported crime to fixed time intervals.

TABLE I
CHANGE IN PART I
TOTAL CRIMES AND CRIME INDEX RATE
1988 vs 1989

PERCENT CHANGE 1988/1989	POPULATION	TOTAL OFFENSES	VIOLENT CRIMES	PROPERTY CRIMES	CRIMINAL HOMICIDE	FORCIBLE RAPE	ROBBERY	AGGRAVATED ASSAULT	BURGLARY	LARCENY/THEFT	MOTOR VEHICLE THEFT
INDEX NUMBER	+4.0%	+ .6 %	-1.4 %	+ .8%	+19.6%	-15.5%	-4.9%	+1.3 %	-1.3 %	+1.3%	+1.6%
INDEX RATE *		-3.1 %	-5.1%	-2.9%	+26.9%	-16.2%	-8.5%	-2.5%	-5.0%	-2.4%	-2.2%

* RATE PER 100,000 POPULATION

POPULATION FIGURE FOR 1989 BASED ON INFORMATION PROVIDED BY THE BUREAU OF CENSUS THROUGH THE FBI.
NEG. MANSLAUGHTER AND SIMPLE ASSAULTS ARE NOT INCLUDED IN THE UCR CRIME INDEX.

CRIME SUMMARY - ALASKA

Alaska experienced an increase of .6% in the total number of Crime Index offenses in 1989. Among violent crimes (murder, forcible rape, robbery and aggravated assault) Criminal Homicides experienced the highest increase (up 19.6%).

The sharpest decline occurred in rape which dropped by 15.5% compared to 1988. The total property crime offenses (burglary, larceny/theft, and motor vehicle theft) showed an increase of .8%. Motor Vehicle theft had the highest increase of 1.6% in the property crimes, where larceny/theft increased 1.3% and burglary declined 1.3% over the previous year.

TABLE II
TOTAL PART I
CRIMES AND RATES FOR ALASKA
1985 THROUGH 1989

	POPULATION	TOTAL OFFENSES	VIOLENT CRIMES	PROPERTY CRIMES	CRIMINAL HOMICIDE	FORCIBLE RAPE	ROBBERY	AGGRAVATED ASSAULT	BURGLARY	LARCENY/ THEFT	MOTOR VEHICLE THEFT
1985 TOTAL	535,000	29,887	2,974	26,913	52	396	480	2,046	6,102	17,728	3,083
RATE PER 100,000		5,586	556	5,030	9.7	*157.3	89.7	382.4	1,140.5	3,313.6	576.2
1986 TOTAL	542,000	32,286	2,954	29,332	49	366	456	2,083	6,075	20,225	3,032
RATE PER 100,000		5,957	545	5,412	9.0	*138.1	84.1	384.3	1,120.8	3,731.5	559.4
1987 TOTAL	537,800	27,323	2,329	24,764	51	333	376	1,569	4,933	17,398	2,433
RATE PER 100,000		5,079	433	4,603	9.5	*129.1	69.9	291.6	916.9	3,233.8	452.2
1988 TOTAL	489,700	24,829	2,589	22,240	33	328	370	1,858	4,329	15,581	2,330
RATE PER 100,000		5,070	529	4,542	6.7	*128.6	75.6	379.4	884.0	3,181.7	475.8
1989 TOTAL	508,500	24,982	2,554	22,428	43	277	352	1,882	4,272	15,789	2,367
RATE PER 100,00		4,913	502	4,411	8.5	*107.8	69.2	370.1	840.1	3,105.0	465.5

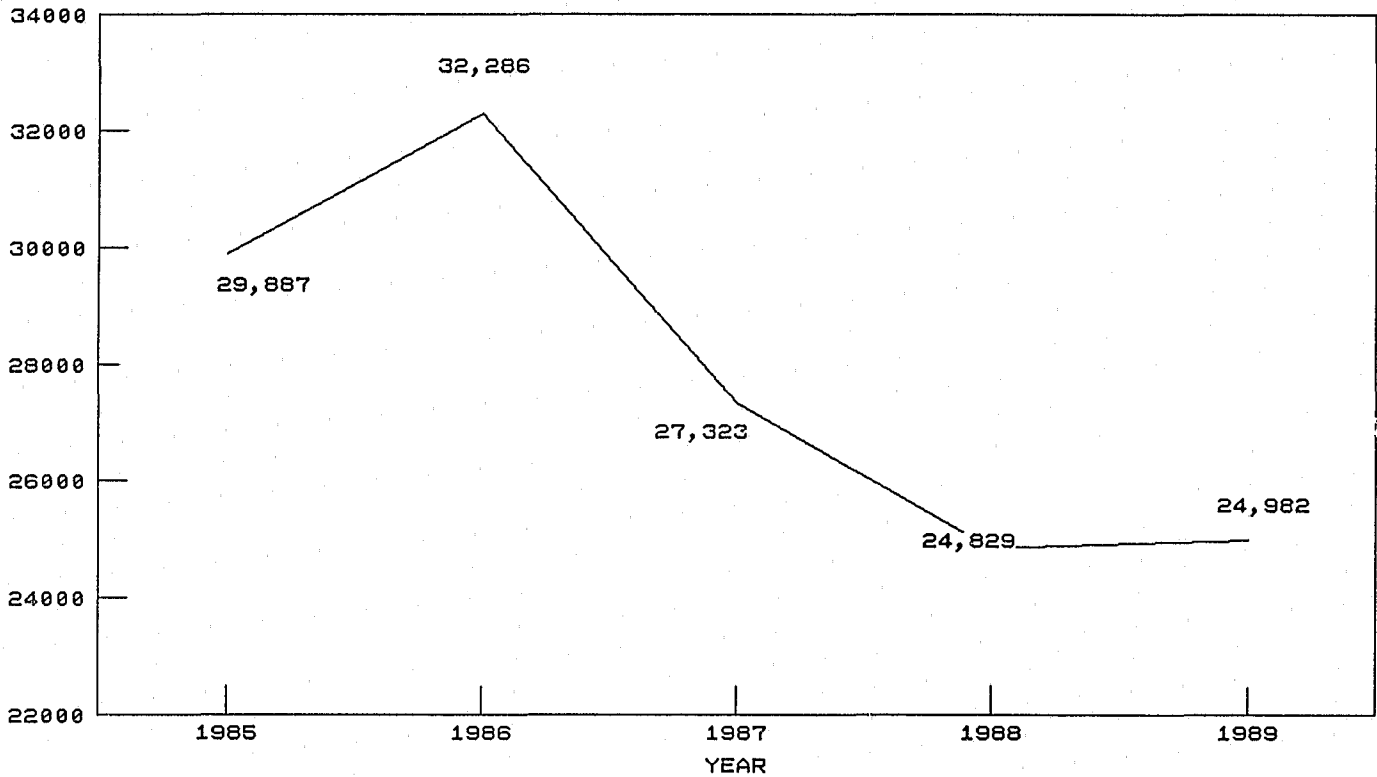
* BASED ON FEMALE POPULATION

POPULATION FIGURE FOR 1989 BASED ON INFORMATION PROVIDED BY THE BUREAU OF CENSUS THROUGH THE FBI.

NEG. MANSLAUGHTER AND SIMPLE ASSAULTS ARE NOT INCLUDED IN THE UCR CRIME INDEX.

** Percentages for 1987 and prior were based on the total State Population.
From 1988 forward percentages will be measured against populations of contributing areas only.

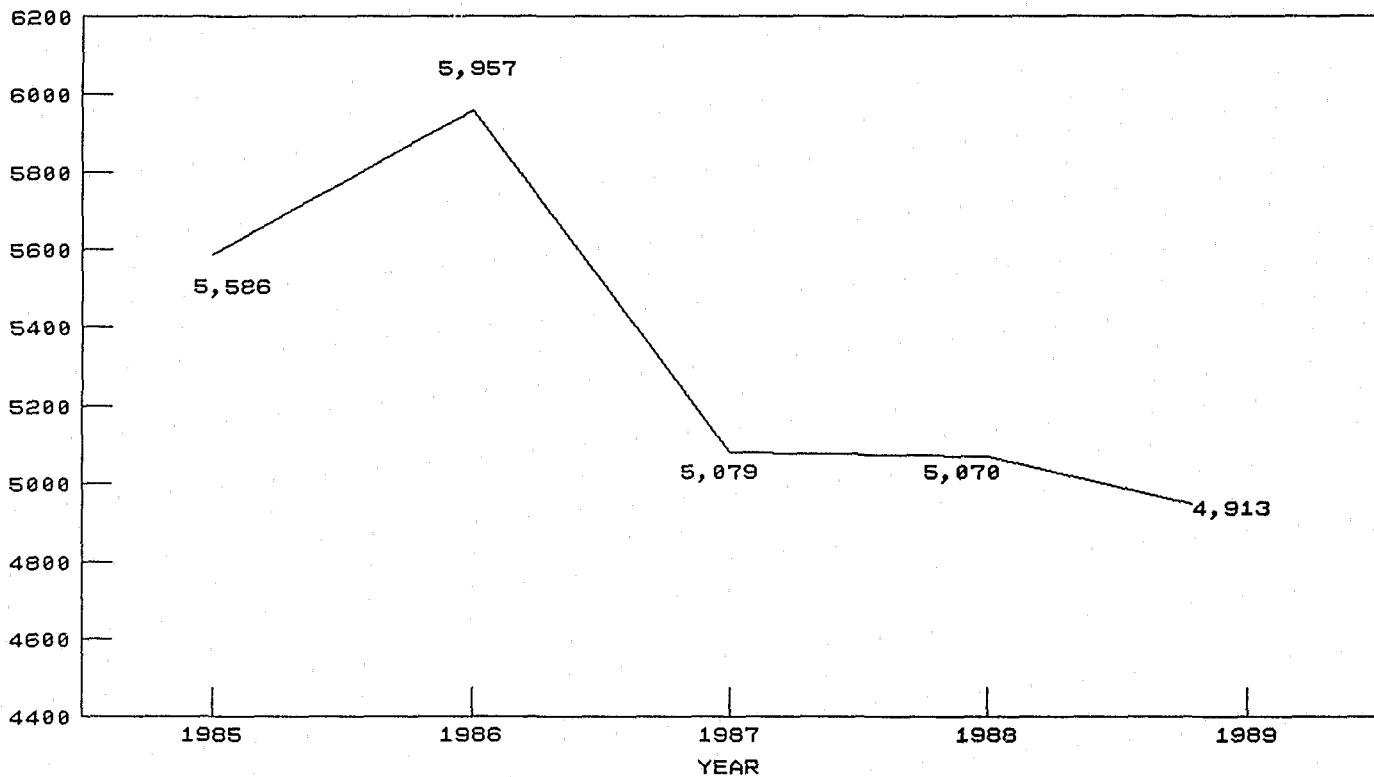
Reported Part 1 Offenses For State 1985 - 1989



The above graph includes the
Part 1 offenses which are:

- Criminal Homicide
- Forcible Rape
- Robbery
- Aggravated Assault
- Burglary
- Larceny - Theft
- Motor Vehicle Theft

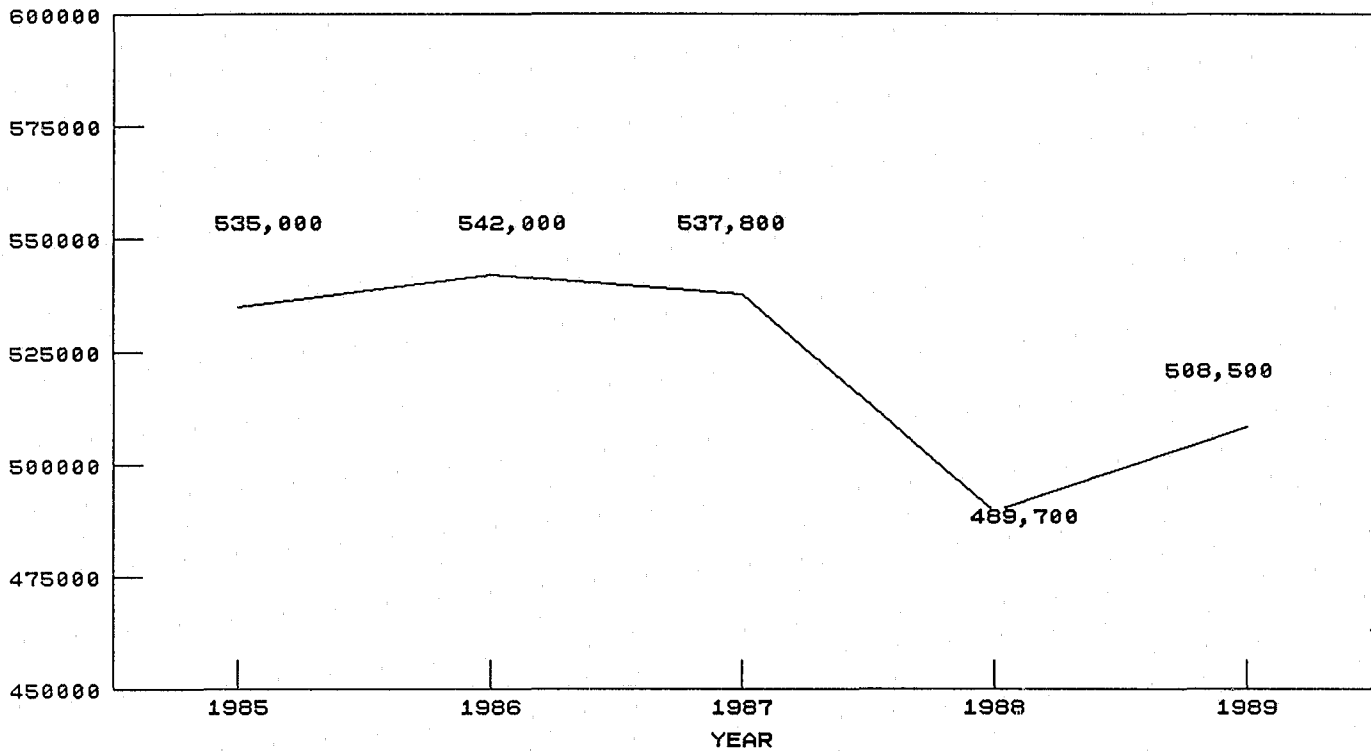
Estimated Crime Rate For State 1985 - 1989



The above graph shows an offense rate defined as the number of offenses per 100,000 population. This is using total Part 1 offenses which are:

- Criminal Homicide
- Forcible Rape
- Robbery
- Aggravated Assault
- Burglary
- Larceny - Theft
- Motor Vehicle Theft

POPULATION LEVELS 1985 - 1989



Figures for 1989 are based on information provided by the Bureau of Census through the FBI using only the populations in the jurisdiction of the 26 contributing agencies.

In previous years, figures were based on total State Population provided by Department of Labor.

TABLE III
 1989 STATEWIDE TOTALS
 LAW ENFORCEMENT OFFICERS KILLED OR ASSAULTED

AGENCY	NUMBER OF OFFICERS KILLED		NUMBER OF OFFICER ASSAULTS
	BY FELONIOUS ACTS	BY ACCIDENT OR NEGLIG. ACTS	
Alaska State Troopers	0	0	81
Anch Airport Safety	0	0	0
Anchorage PD	1	0	228
Bethel PD	0	0	0
Bristol Bay PD	0	0	0
Cordova PD	0	0	0
Craig PD	0	0	4
Fairbanks PD	0	0	21
Haines PD	0	0	0
Homer PD	0	0	4
Juneau PD	0	0	14
Kenai PD	0	0	4
Ketchikan PD	0	0	0
Klawock PD	0	0	0
Kodiak PD	0	0	4
Kotzebue PD	0	0	4
Nome PD	0	0	2
North Pole PD	0	0	0
North Slope Borough	0	0	32
Palmer PD	0	0	0
Petersburg PD	0	0	0
Sand Pt. Police	0	0	0
Seldovia PD	0	0	0
Seward PD	0	0	0
Skagway PD	0	0	0
Soldotna PD	0	0	0
St. Paul PD	0	0	0
Wrangell PD	0	0	2
TOTAL	1	0	400

OFFICERS KILLED IN THE LINE OF DUTY

June 5, 1989	Louie G. Mizelle	Anchorage PD	Anchorage
Oct. 20, 1986	Ronald E. Zimin	VPSO	South Naknek
July 17, 1986	Harry Beddington Hanscn, Jr.	Anchorage PD	Anchorage
May 10, 1985	Ignatius John Charlie	Alakanuk PD	Alakanuk
May 19, 1984	Troy Lynn Duncan	AST	Fairbanks
Jan. 15, 1983	Gordon Brewster Bartel	Kodiak PD	Kodiak
Jan. 14, 1983	John David Stimson	FWP	Cordova
Apr. 4, 1982	Roland Edgar Chevalier, Jr.	AST	Fairbanks
Oct. 28, 1980	Harry Edward Kier	Anchorage PD	Anchorage
Apr. 17, 1979	Jimmy Earl Kennedy	Juneau PD	Juneau
Apr. 17, 1979	Richard James Adair	Juneau PD	Juneau
Sept. 8, 1975	Johnathan Paul Flora	Anchorage PD	Anchorage
Dec. 11, 1974	Frank Stuart Rodman	AST	Kodiak
Dec. 11, 1974	Larry Robert Carr	AST	Kodiak
Mar. 30, 1974	Earl Ray Hoggard	Ketchikan PD	Ketchikan
Feb. 18, 1974	Dennis Finbar Cronin	AST	Anchorage
Nov. 19, 1972	Thomas Charles Dillon	Bethel PD	Bethel
Jan. 4, 1968	Benjamin Franklin Strong	Anchorage PD	Anchorage
Jan. 30, 1966	Kenneth Grant Nauska	Craig PD	Craig
Mar. 5, 1964	Gary George Wohfeil	Fish & Game	Turnagain Pass
Mar. 5, 1964	Leroy Garvin Bohuslov	Fish & Game	Turnagain Pass
July 28, 1960	Doris Wayne Barber	Sitka PD	Sitka

Number of Law Enforcement Employees in Agencies
that have submitted UCR data in 1989.

CITY	LAW ENFORCEMENT OFFICERS		CIVILIAN EMPLOYEES		TOTAL
	Male	Female	Male	Female	
Anchorage Airport Security	61	7	4	6	78
AK Dept. of Public Safety	315	16	81	138	550
Anchorage Police	214	25	15	87	341
Bethel Police	9	0	5	6	20
Bristol Bay Police	5	0	0	3	8
Cordova Police	7	0	2	4	13
Craig Police	2	0	0	4	6
Fairbanks Police	32	3	2	14	51
Haines Police	5	0	0	4	9
Homer Police	13	0	1	6	20
Juneau Police	31	3	3	16	53
Kenai Police	16	0	0	7	23
Ketchikan Police	20	1	0	8	29
Kodiak Police	17	1	8	7	33
Kotzebue Police	9	0	5	5	19
Nome Police	8	0	2	4	14
North Pole Police	6	0	0	4	10
North Slope Borough	37	1	13	14	65
Palmer Police	8	0	1	10	19
Petersburg Police	6	0	0	4	10
Seward Police	9	0	0	5	14
Skagway Police	4	0	0	0	4
Soldotna Police	9	1	0	3	13
St. Paul Police	3	0	1	0	4
Wrangell Police	7	0	0	6	13
TOTAL	853	58	143	365	1419

OFFENSES KNOWN TO POLICE

1989 STATEWIDE TOTALS

CLASSIFICATION OF OFFENSES	OFFENSES REPORTED OR KNOWN	UNFOUNDED FALSE OR BASELESS	NUMBER OF ACTUAL OFFENSES	** OFFENSES CLEARED ** BY ARREST OR EXCEPTION	
				TOTAL	JUVENILES ONLY

CRIMINAL HOMICIDE					
MURDER & NONNEG MANSL	48	5	43	36	1
MANSL BY NEGLIGENCE	1		1	1	
TOTAL	49	5	44	37	1

FORCIBLE RAPE					
RAPE BY FORCE	261	44	217	69	4
ATTMPTD FORCIBLE RAPE	65	5	60	15	2
TOTAL	326	49	277	84	6

ROBBERY					
FIREARM	127	4	123	24	1
KNIFE/CUTTING INSTRMT	41	3	38	5	1
OTHER DANGEROUS WEAPON	29		29	6	1
STRONG-ARM (HANDS, FISTS)	163	1	162	28	5
TOTAL	360	8	352	63	8

ASSAULT					
FIREARM	423	2	421	542	42
KNIFE OR CUTTING INSTR.	338	1	337	198	27
OTHER DANGEROUS WEAPON	487	3	484	290	35
HANDS, FIST, FEET, AGGRAVTD	653	13	640	464	31
OTHER ASSAULTS - SIMPLE	5273	90	5183	3365	238
TOTAL	7174	109	7065	4859	373

BURGLARY					
FORCIBLE ENTRY	2924	103	2820	495	154
UNLAWFUL ENTRY - NO FORCE	1218	35	1184	154	57
ATTEMPTED FORCIBLE ENTRY	270	2	268	23	3
TOTAL	4412	140	4272	672	214

LARCENY					
THEFT(EX MOTOR VEHICLES)	15916	227	15789	4576	1388
TOTAL	15916	227	15789	4576	1388

MOTOR VEHICLE THEFT					
AUTOS	1643	167	1476	421	81
TRUCKS AND BUSES	519	50	469	83	24
OTHER VEHICLES	433	11	422	82	28
TOTAL	2595	228	2367	586	133

ARSON*				1	
ARSON	65		65	8	3
TOTAL	65	0	65	9	3

GRAND TOTAL	30897	766	30231	10886	2126

* Not a statewide total, Alaska State Trooper figures were not reported for UCR purposes.

PROPERTY STOLEN BY CLASSIFICATION

1989 STATEWIDE TOTALS

CLASSIFICATION OF OFFENSES	NUMBER OF ACTUAL OFFENSES		VALUE OF PROPERTY STOLEN	
<hr/>				
MURDER/MANSLAUGHTER				
MURDER/NONNEG MANSLAUGHTER	41			
	TOTAL	41	0	\$0.00 \$0.00
<hr/>				
RAPE				
FORCIBLE RAPE	270			\$434.00
	TOTAL	270	0	\$434.00 \$0.00
<hr/>				
ROBBERY				
HIGHWAY (STRT,ALLEYS,ETC)	159			\$72,792.00
COMMERCIAL HOUSE	74			\$54,138.00
GAS OR SERVICE STATION	11			\$998.00
CHAIN STORE	40			\$11,343.00
RESIDENCE	31			\$10,315.00
BANK	16			\$30,125.00
MISCELLANEOUS	16			\$11,887.00
	TOTAL	347	0	\$191,598.00 \$0.00
<hr/>				
BURGLARY				
RESIDENCE (DWELLING)				
NIGHT (6PM - 6AM)	655			\$578,849.00
DAY (6AM - 6PM)	806			\$910,731.00
UNKNOWN	956			\$1,311,664.00
NON-RESIDENCE (STORE ETC)				
NIGHT (6PM - 6AM)	839			\$649,992.00
DAY (6AM - 6PM)	256			\$170,677.00
UNKNOWN	668			\$724,439.00
	TOTAL	4180	0	\$4,346,352.00 \$0.00
<hr/>				
LARCENIES BY VALUE (EX MV)				
\$200 AND OVER	5372			\$6,373,431.00
\$50 TO \$200	3476			\$397,577.00
UNDER \$50	6325			\$206,546.00
<hr/>				
LARCENIES BY TYPE				
POCKET - PICKING	60			\$21,854.00
PURSE - SNATCHING	47			\$6,352.00
SHOPLIFTING	3226			\$218,744.00
FROM MOTOR VEHICLES	2409			1,230,919.00
MOTOR VEH. PARTS & ACC.	903			\$308,408.00
BICYCLES	1433			\$306,250.00
FROM BUILDINGS (EX C & H)	2861			1,865,322.00
FROM ANY COIN-OP MACHINES	48			\$7,020.00
ALL OTHER	4186			3,012,685.00
	TOTAL	15173	15173	\$6,977,554.00 6,977,554.00
<hr/>				
MOTOR VEHICLE THEFTS				
MOTOR VEHICLE THEFTS	2295			\$10,838,634.00
<hr/>				
MOTOR VEHICLES RECOVERED				
STOLEN & REC'D LOCALLY	1678			
STOLEN LOC & REC'D OTHER	124			
STOLEN OTHER & RECD LOCAL	26			
	TOTAL	2295	1828	\$10,838,634.00 \$0.00
<hr/>				
GRAND TOTAL	22306			\$22,354,572.00

PROPERTY STOLEN/RECOVERED BY TYPE

1989 STATEWIDE TOTALS

TYPE OF PROPERTY -----	VALUE OF PROPERTY STOLEN -----	VALUE OF PROPERTY RECOVERED -----
CURRENCY, NOTES, ETC.	\$1,967,152.00	\$202,996.00
JEWELRY & PRECIOUS METALS	\$1,699,488.00	\$132,133.00
CLOTHING AND FURS	\$618,900.00	\$78,283.00
LOCALLY STOLEN MOTOR VEH.	\$11,121,891.00	\$9,489,262.00
OFFICE EQUIPMENT	\$265,881.00	\$8,840.00
TV, RADIOS, CAMERAS, ETC.	\$1,503,837.00	\$161,468.00
FIREARMS	\$360,541.00	\$63,804.00
HOUSEHOLD GOODS	\$448,007.00	\$38,087.00
CONSUMABLE GOODS	\$135,559.00	\$28,956.00
LIVESTOCK	\$7,760.00	\$2,524.00
MISCELLANEOUS	\$4,225,556.00	\$681,129.00

GRAND TOTAL	\$22,354,572.00	\$10,887,482.00

AGE, SEX AND RACE OF PERSON ARRESTED

18 YEARS OF AGE AND OVER

1989 STATEWIDE TOTALS

OFFENSE	CLASS	SEX	A G E														TOTAL	R A C E											
			18	19	20	21	22	23	24	25	29	30	34	35	39	40		44	45	49	50	54	55	59	60	65	OV	WHT	BLK
MURDER		M		3	1		1		2	4	5		2	1	1									20					
	01A	F									3		1										4	12	2	9	1		
MANSLAUGHTER		M				1				1	2	1									1		6						
	01B	F																				0	6						
RAPE		M	3	7	5	1	3		1	13	8	9	3	4						1		1	59						
	02	F																				0	20	9	29	1			
ROBBERY		M	3	6	3	3	2	4	4	13	10	5		4									57						
	03	F			2	1	1			3	2											9	27	23	16				
AGG. ASSAULT		M	18	23	21	25	17	24	23	166	134	95	44	30	14	7	7	5					653						
	04	F	2	6	3	3	5	6	7	18	25	12	8	6	2	1	1	1				106	384	51	314	10			
BURGLARY		M	86	45	29	27	19	42	31	77	39	41	8	8	1								453						
	05	F	4	3	1	1	1		3	4	3	2	1	1								24	262	37	177	1			
LARCENY		M	183	132	101	95	71	66	63	374	298	242	113	90	43	29	29	21				1950							
	06	F	63	39	26	22	35	34	24	161	160	95	46	32	18	6	6	9				776	1672	376	625	53			
MV. THEFT		M	27	29	24	21	7	7	4	36	27	15	7	3	2	3	1						213						
	07	F	4	5	1		2	3	1	4	5	1		1								27	150	30	59	1			
OTH. ASSLT.		M	37	48	49	65	49	62	80	437	346	221	91	71	39	13	5	4					1617						
	08	F	8	11	6	8	8	5	12	49	35	28	14	8	3	2						197	932	194	656	32			
ARSON		M	11	9	11	15	19	16	28	127	126	102	56	31	22	6	2	4					585						
	09	F			2	4	2	4	1	16	17	6	4	1	1	2						60	367	27	249	2			
FORGERY		M	3	3	5	1	1		1	6	11	6	5	1	1			2					46						
	10	F	1	1		2	3	1		8	5	2	1									24	49	9	12				
FRAUD		M	2	3	6	1	3	2	3	21	9	11	8	6	1			1					77						
	11	F	1	3		2	2			6	3	3		2	1							23	74	9	17				
EMBEZZLEMENT		M	1							3		1											5						
	12	F										1	1	1		1						4	8	1					
STOLEN PROPERTY		M	4	3	3	2	4	1	2	3	4	2	1	1	1								31						
	13	F	2		1						2											5	33	1	2				
VANDALISM		M	35	41	36	30	22	34	43	122	115	66	22	13	3	1	2	2					587						
	14	F	3	4	2	1		4	3	18	15	5	4	3		1	1					64	366	46	236	3			
WEAPONS		M	27	21	9	18	16	13	13	77	64	48	33	17	10	2	2	1					371						
	15	F	2		2		4	2	1	9	1	4	4	1	2	1	2					35	248	30	119	9			
PROSTITUTION		M								1	2		1										4						
	16	F		1	1			1		24	14	6										51	29	12	10	4			
SEX OFFENSES		M	9	14	7	6	6	5	8	61	41	39	22	22	8	12	6	9					275						
	17	F	1	2						2	4	2			1							12	128	6	152	1			
SALE/MANUFACTURE OF DRUGS																							0						
																							0						
NARCOTICS		M	1	7	7	17	8	9	17	31	57	22	37	4	9	5		2					233						
	18A	F	1	3	2	1	3	2		11	16	4			1							44	192	49	33	3			
MARIJUANA		M	8	4	4	4	3	7	3	25	23	10	7	2	3	8	4						115						
	18B	F	1		2		1		2	3	5	5		1		1						21	98	8	30				

AGE, SEX AND RACE OF PERSON ARRESTED

18 YEARS OF AGE AND OVER

1989 STATEWIDE TOTALS

OFFENSE	CLASS	SEX	A G E																	R A C E																
			18	19	20	21	22	23	24	25	29	30	34	35	39	40	44	45	49	50	54	55	59	60	65	OV	TOTAL	WHT	BLK	IND	ASN					
SYNTHETIC NARCOTICS	M				1	1				1				1			1								5											
18C	F												3												3	5			3							
OTHER NON-NARCOTIC	M				3				3	1	2	5	3	1											18											
18D	F										2	1												3	18	2		1								
POSSESSION OF DRUGS																									0											
																									0											
NARCOTICS	M		1	3	5	6	6	5	4	25	25	20	8	5					1						114											
18E	F		1		1	2				1	10	12	3											30	101	21		22								
MARIJUANA	M		22	15	5	6	13	11	6	54	54	22	8	3					2						221											
18F	F		2						2	1	8	6	5	2	2									28	172	10		67								
SYNTHETIC NARCOTICS	M														1										1											
18G	F																							0		1										
OTHER NON-NARCOTIC	M				1	1																			2											
18H	F										1													1	2			1								
DRUG ABUSE GRAND TOTAL	M																								0											
	F																								0											
GAMBLING																									0											
																									0											
BOOKMAKING	M																								0											
19A	F																								0											
NUMBERS	M																								0											
19B	F																								0											
OTHER GAMBLING	M														1	1	2	3	3	3					13											
19C	F																1							1	13										1	
FAMILY/CHILD	M			8	5	7	2	3	4	8	4	7	1	2	1										52											
20	F				4	3	1	1	1	6	6	4	3						1	1				31	47	2	33									
DRIV. INFLC.	M		74	82	92	115	103	122	125	735	596	547	262	188	109	66	51	35							3302											
21	F		16	23	16	17	16	25	23	185	156	112	61	31	15	6	4	1						707	3000	113	853									
LIQDR	M		406	393	299	35	32	35	28	105	106	68	55	37	40	20	5	18							1682											
22	F		109	90	66	14	9	10	6	29	32	11	16	13	5	5	4							419	1036	23	1031									
DRUNKENNESS	M						3	3	1	5	10	10	4	7	3										46											
23	F			1	1		1	2	1	3	5	1	1	1										17	23	3	37									
DISORDERLY	M		30	19	28	44	45	46	53	264	158	110	54	37	36	11	4	8							937											
24	F		8	4	2	7	8	14	17	64	46	33	12	7	4	1	3							230	485	94	572									
VAGRANCY	M				1																				1											
25	F																							0		1										
ALL OTHER	M		444	517	540	463	448	469	503	2300	1885	1165	566	406	282	89	53	80							10210											
26	F		100	104	104	78	93	90	79	511	357	206	97	70	43	20	25	11						1988	7935	1225	2892									
TOTAL ALL			1435	1435	1300	1010	903	989	1052	5096	4164	2890	1421	996	622	280	177	190						23960												
			333	300	245	166	195	206	183	1155	936	554	276	182	97	48	46	22						4944	17895	2413	8257									
GRAND TOTAL			1768	1735	1545	1176	1098	1195	1235	6251	5100	3444	1697	1178	719	328	223	212						28904	17895	2413	8257									

AGE, SEX AND RACE OF PERSONS APRESTED

UNDER 18 YEARS OF AGE

1989 STATEWIDE TOTALS

OFFENSE	CLASS	SEX	***** AGE *****					***** RACE *****					
			12/ UNDER	13 14	15	16	17	TOTAL UNDER 18	WHITE	BLACK	IND	ASIAN	
MURDER	01A	M				2		2					
		F						0	1	1			
MANSLAUGHTER	01B	M				1		1					
		F				1		1	2				
RAPE	02	M	1	4	2	1	5	13					
		F						0	6	3	3	1	
ROBBERY	03	M	3	2	2	1	3	11					
		F					1	1	10	1	1		
AGG. ASSAULT	04	M	9	17	13	19	28	86					
		F	3	3	4	2	3	15	56	12	30	3	
BURGLARY	05	M	104	107	89	71	83	454					
		F	24	20	15	9	5	73	315	18	191	3	
LARCENY	06	M	255	337	208	193	180	1173					
		F	82	195	127	104	80	588	1296	164	254	47	
MV. THEFT	07	M	19	62	61	57	36	235					
		F	3	16	6	7	5	37	174	40	48	10	
OTH. ASSLTs.	08	M	14	27	23	23	28	115					
		F	2	19	11	15	12	59	94	23	57		
ARSON	09	M	11	18	17	19	8	73					
		F	1	5	4	5	3	18	58	6	27		
FORGERY	10	M		3	1	1	6	11					
		F			1	2		3	11	1	2		
FRAUD	11	M		1		1		2					
		F						0	2				
EMBEZZLEMENT	12	M						0					
		F						0					
STOLEN PROPERTY	13	M		1	5	3	11	20					
		F						0	15		5		
VANDALISM	14	M	79	96	47	47	56	325					
		F	9	18	5	7	6	45	262	16	88	4	
WEAPONS	15	M	7	7	8	13	13	48					
		F			2		1	3	35	3	10	3	
PROSTITUTION	16	M						0					
		F					1	1	1				
SEX OFFENSES	17	M	14	26	9	12	12	73					
		F	3		1		1	5	46	9	22	1	
SALE/MANUFACTURE OF DRUGS								0					
								0					
NARCOTICS	18A	M	1					1					
		F			1			1	1		1		
MARIJUANA	18B	M		4	6	1	6	17					
		F		1	3	1	1	6	17	3	2	1	

AGE, SEX AND RACE OF PERSONS ARRESTED

UNDER 18 YEARS OF AGE

1989 STATEWIDE TOTALS

OFFENSE	CLASS	SEX	***** AGE *****					***** RACE *****				
			12/ UNDER	13 14	15	16	17	TOTAL UNDER 18	WHITE	BLACK	IND	ASIAN
SYNTHETIC NARCOTICS	18C	M		1		2		3				
		F					0		3			
OTHER NON-NARCOTIC	18D	M	1		1	1	1	4				
		F	1					1	3		2	
POSSESSION OF DRUGS								0				
								0				
NARCOTICS	18E	M			1	2	3	6				
		F		1		1		2	7		1	
MARIJUANA	18F	M		20	35	25	25	105				
		F	1	6	5	7	5	24	105	3	21	
SYNTHETIC NARCOTICS	18G	M						0				
		F						0				
OTHER NON-NARCOTIC	18H	M		2			1	3				
		F						0	2		1	
DRUG ABUSE GRAND TOTAL		M						0				
		F						0				
GAMBLING								0				
								0				
BOOKMAKING	19A	M						0				
		F						0				
NUMBERS	19B	M						0				
		F						0				
OTHER GAMBLING	19C	M						0				
		F						0				
FAMILY/CHILD	20	M	1			2	1	4				
		F	1			1		2	1	1	4	
DRIV. INFLC.	21	M			2	17	30	49				
		F		2	1	6	5	14	41	1	21	
LIQUOR	22	M	12	53	68	142	261	536				
		F	4	73	76	107	103	363	547	19	331	2
DISORDERLY	24	M		7	6	7	13	33				
		F	1	1	8	3	4	17	22	9	19	
CURFEW	28	M	19	53	26	22	28	148				
		F	5	35	20	28	7	95	36	13	194	
RUN-AWAYS	29	M	1	6	12	8	8	35				
		F		16	6	4		26	44		17	
ALL OTHER	26	M	42	105	109	170	234	660				
		F	16	39	37	53	62	207	647	49	159	12
		M	593	959	751	863	1080	4246				
		F	156	450	333	363	305	1607	3860	395	1511	87
GRAND TOTAL			749	1409	1084	1226	1385	5853	3860	395	1511	87

MURDER

TREND

	NUMBER OF OFFENSES	% CHANGE FROM 1985	RATE PER 100,000 % CHANGE FROM 1985
1985	52		
1986	49	-6.0%	-7.0%
1987	51	+4.1%	+5.5%
1988	33	-35.3%	-29.5%
1989	43	+19.6%	+26.9%

Murder and non-negligent manslaughter, as defined in the Uniform Crime Program, is the willful (non-negligent) killing of one human being by another.

1989 SUMMARY

A total of 43 murders occurred in 1989. The number of murders increased 19.6% compared to 1988.

Murders accounted for 1.7% of all violent crimes and .2% of the total crime index. The murder rate in Alaska was 8.5 per 100,000 population.

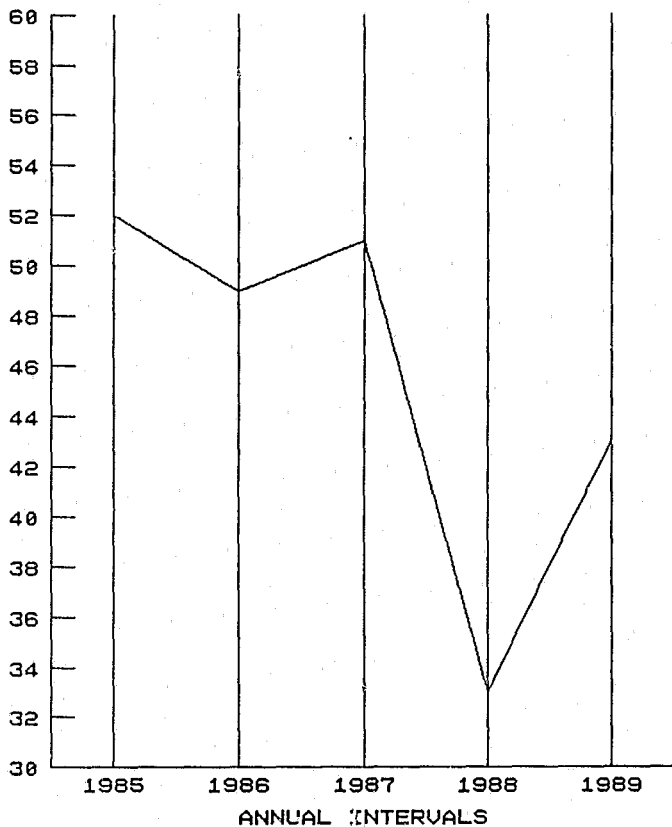
The age group 25-29 and 30-34 had the largest number of offenders with 22% each. Males made up 74% of the murder offenders.

Firearms were used in 61% of the murders, cutting instruments 26%, strongarm 8%, asphyxiation 3%, poison 2%.

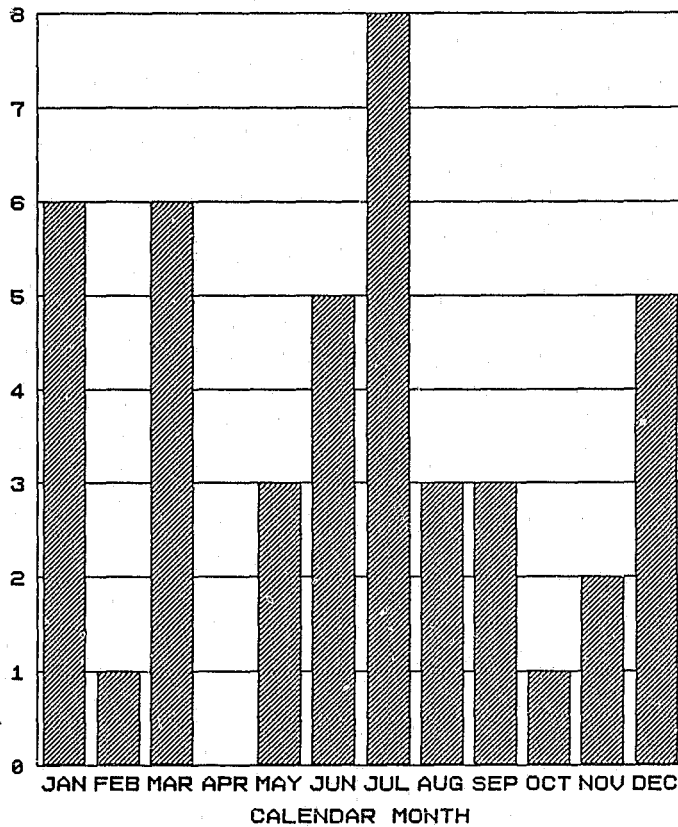
Victims in the age group 35-39 comprised 25.7% of those killed. White males in this age group were the most frequent victims. Relationships of murder victims to offenders, strangers accounted for 19%, acquaintances 37%, boyfriend 2%, girlfriend 4%, neighbor 2%, mother 2%, brother 3%, wife 7%, husband 7%, son 3%, other family 5%, roommate 5%, and unknown 4%.

The most murders occurred in July with 8 occurring. February and October recorded the fewest murders with one reported for each month.


MURDER TREND
1985 through 1989



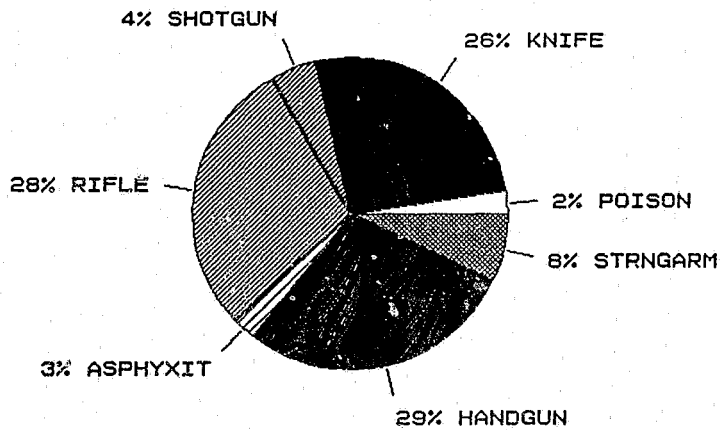
MURDER BY MONTH
1989



MURDER BY RELATIONSHIP 1989
Relationship of Victim to Offender



MURDER CIRCUMSTANCE BY WEAPON
1989



1989 MURDER OFFENDERS BY AGE, SEX, AND RACE

AGE GROUP	NUMBER	PERCENT DISTRIBUTION	SEX			RACE				
			MALE	FEMALE	UNK	WHITE	BLACK	INDIAN	ASIAN	UNK
0-09										
10-19	8	20.0	7	1		4	1	3		
20-24	4	10.0	4			3		1		
25-29	9	22.5	7	2		2		6	1	
30-34	9	22.5	5	4		6	1	1	1	
35-39	3	7.5	2	1		2		1		
40-44	3	7.5	3			2		1		
45-49	3	7.5	2	1		2		1		
50-54										
55-59										
60-64										
65-69										
70-85										
UNK	1	2.5			1					1
TOTAL	40	100.0	30	9	1	21	2	14	2	1

1989 MURDER VICTIMS BY AGE, SEX, AND RACE

AGE GROUP	NUMBER	PERCENT DISTRIBUTION	SEX		RACE			
			MALE	FEMALE	WHITE	BLACK	INDIAN	ASIAN
0-09	4	9.3	1	3	2		1	1
10-19	4	9.3	2	2	2		2	
20-24	4	9.3	3	1	1	1	2	
25-29	5	11.6	5		3	1	1	
30-34	5	11.6	3	2	2		3	
35-39	11	25.7	8	3	8		3	
40-44	4	9.3	4		2		1	1
45-49								
50-54	3	7.0	3		1		2	
55-59	1	2.3	1		1			
60-64								
65-69								
70-85	1	2.3	1		1			
UNK	1	2.3	1		1			
TOTAL	43	100.0	32	11	24	2	15	2

RAPE

RAPE

TREND

	NUMBER OF OFFENSES	% CHANGE FROM 1985	RATE PER 100,000 % CHANGE FROM 1985
1985	396		
1986	366	-8.0%	-12.2%
1987	333	-9.0%	-6.5%
1988	328	-1.5%	
1989	277	-15.5%	-16.2%

Forcible rape, as defined in Uniform Crime Reporting, is the carnal knowledge of a female forcibly and against her will.

1989 SUMMARY

A total of 277 rapes were reported in 1989. This is a 15.5% decrease over the previous year.

Rapes accounted for 10.8% of all violent crimes and 1.1% of the total crime index.

Seventy-eight percent of the rapes were force and 22% of the rapes reported were attempts to rape.

The age group of 25-29 accounted for the highest percentage of persons arrested for forcible rape with 18 percent.

The month showing the most frequent rapes was October having 37, and February had the lowest number with 8.

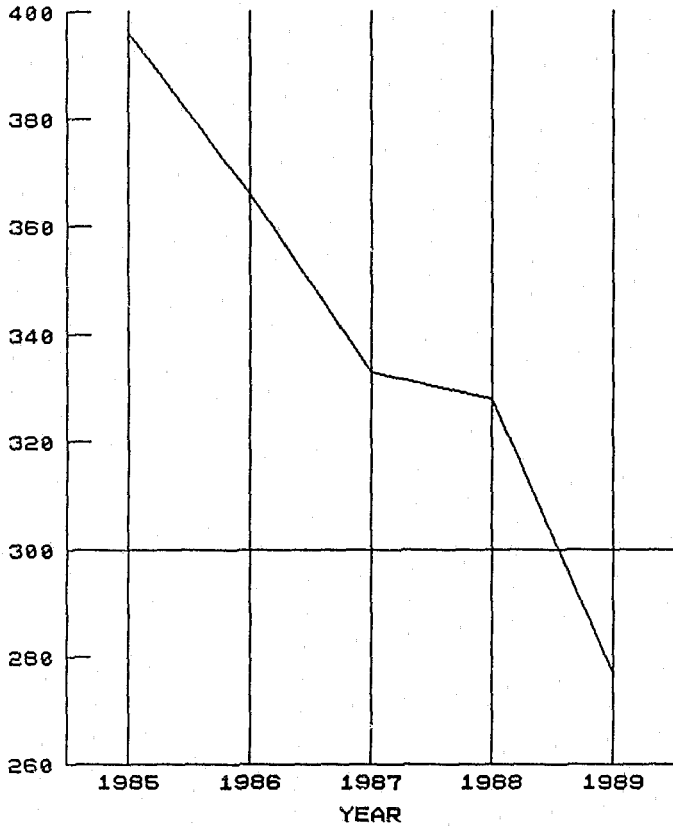
FORCIBLE RAPE ARRESTS 1989
AGE, SEX, RACE

12 and under	M	1
	F	0
13-14	M	4
	F	0
15	M	2
	F	0
16	M	1
	F	0
17	M	5
	F	0
18	M	3
	F	0
19	M	7
	F	0
20	M	5
	F	0
21	M	1
	F	0
22	M	3
	F	0
23	M	0
	F	0
24	M	1
	F	0
25-29	M	13
	F	0
30-34	M	8
	F	0
35-39	M	9
	F	0
40-44	M	3
	F	0
45-49	M	4
	F	0

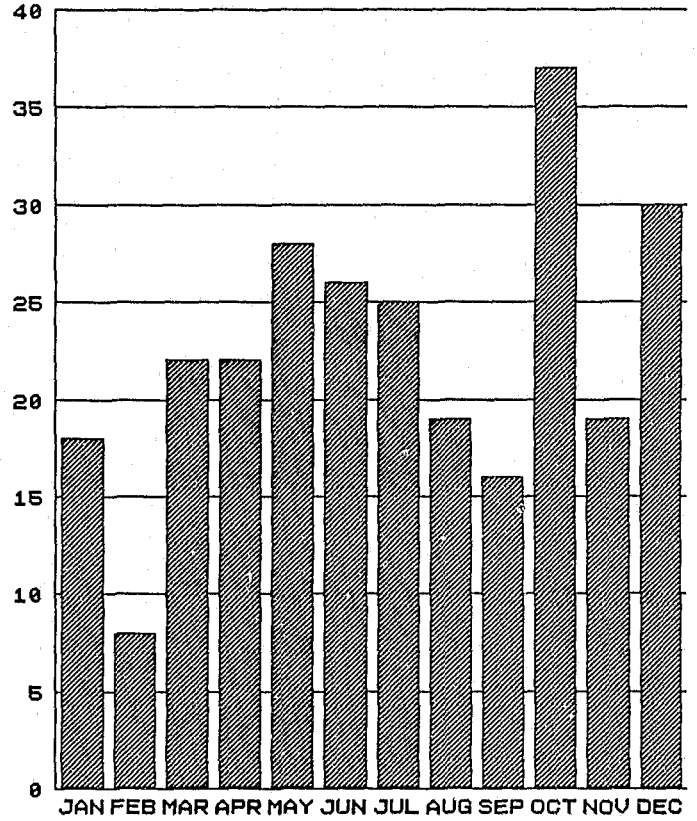
FORCIBLE RAPE ARRESTS 1989 (cont.)

50-54	M	1
	F	0
55-59	M	0
	F	0
60-64	M	0
	F	0
65 and over	M	1
	F	0
TOTAL	M	72
	F	0
White		26
Black		12
Indian		32
Asian		2

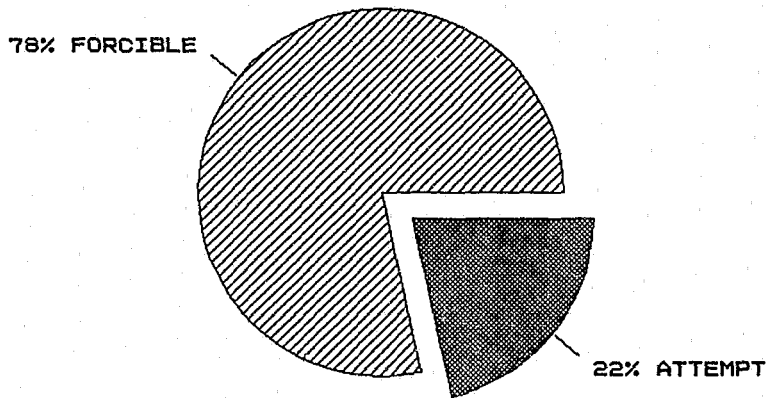
RAPE TREND
1985 through 1989



* RAPE BY MONTH
1989



1989 RAPES
ATTEMPT vs FORCIBLE



* The reported count of 7 for Ketchikan was not used because the figure was not broken down into months.

ROBBERY

TREND

	NUMBER OF OFFENSES	% CHANGE FROM 1985	RATE PER 100,000 % CHANGE FROM 1985
1985	480		
1986	456	-5.0%	-6.2%
1987	376	-17.5%	-16.9%
1988	370	-1.6%	+8.2%
1989	352	-4.9%	-8.5%

Robbery is the taking or attempting to take anything of value from the care, custody, or control of a person or persons by force or violence and/or by putting the victim in fear.

1989 SUMMARY

In 1989, 352 robberies took place in Alaska. During this year, robberies decreased 4.9% compared to 1988.

Robberies accounted for 13.8% of all violent crimes and 1.4% of the total crime index. The robbery rate in 1989 was 69.2 per 100,000.

The age group 25-29 accounted for the largest percentage of persons arrested for robbery with 20%. Males represented 87 percent of the total arrests made for this crime.

Firearm robberies comprised 34% of robberies committed. Cutting instruments were used in 10% of all robberies, strongarm in 47%, and other weapons 9%.

Most robberies that occurred were highway robberies, 45%, followed by 22% of the robberies occurring at commercial locations.

The greatest number of robberies occurred in October with 43 and the lowest occurred in January with 18.

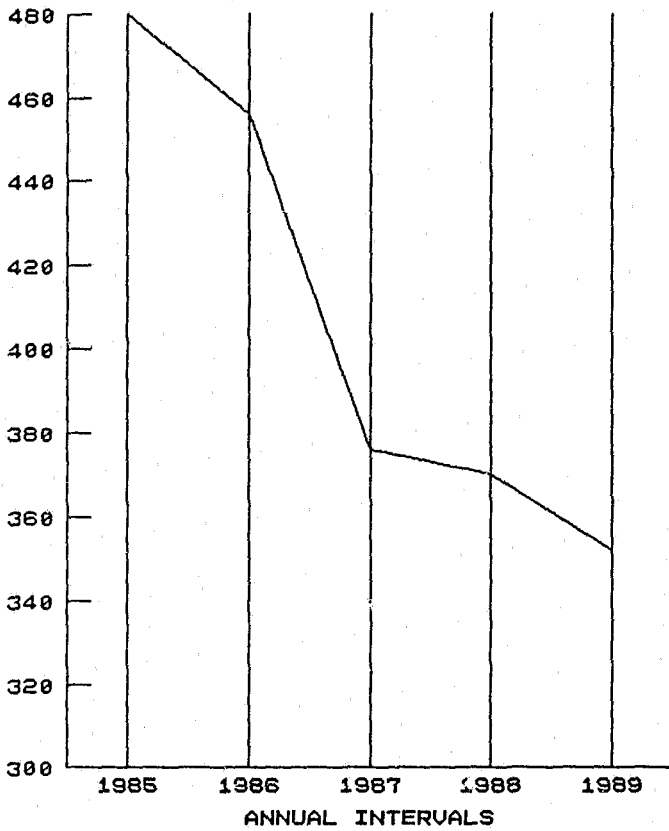
ROBBERY ARRESTS 1989
AGE, SEX, RACE

12 and under	M	3
	F	0
13-14	M	2
	F	0
15	M	2
	F	0
16	M	1
	F	0
17	M	3
	F	1
18	M	3
	F	0
19	M	6
	F	0
20	M	3
	F	2
21	M	3
	F	1
22	M	2
	F	1
23	M	4
	F	0
24	M	4
	F	0
25-29	M	13
	F	3
30-34	M	10
	F	2
35-39	M	5
	F	0
40-44	M	0
	F	0
45-49	M	4
	F	0

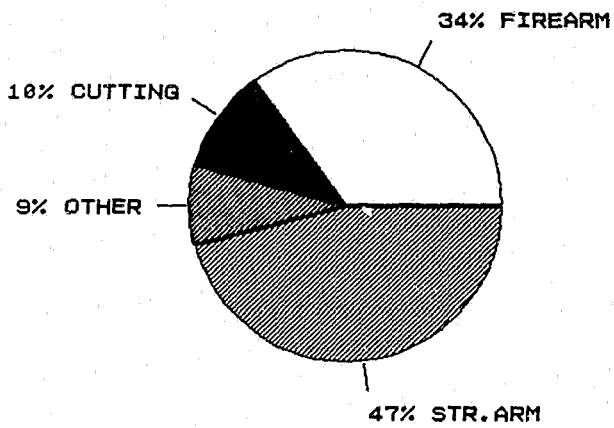
ROBBERY ARRESTS 1989 (cont.)

50-54	M	0
	F	0
55-59	M	0
	F	0
60-64	M	0
	F	0
65 and over	M	0
	F	0
TOTAL	M	68
	F	10
White		37
Black		24
Indian		17
Asian		0

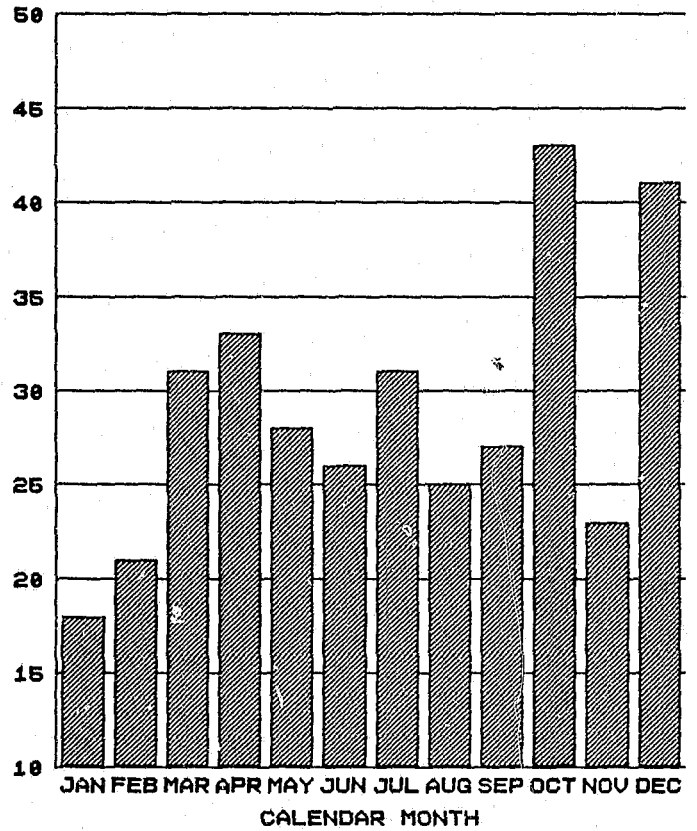
ROBBERY TREND
1985 through 1989



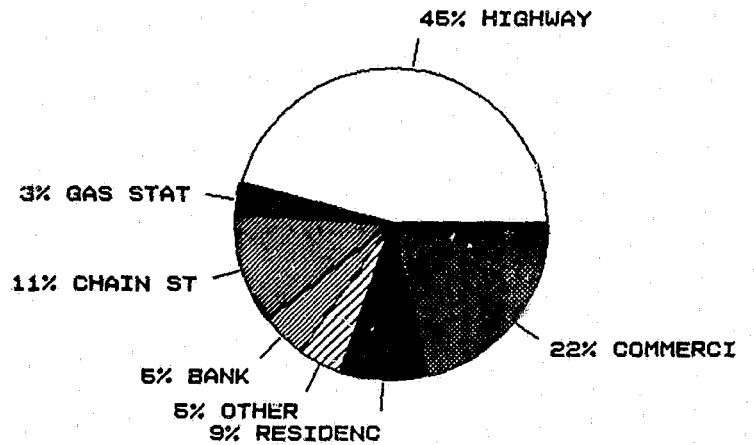
ROBBERY SUMMARY BY WEAPON
Analysis by Weapon (1989)



ROBBERY BY MONTH
1989



ROBBERY SUMMARY 1989
Place of Occurrence



AGGRAVATED ASSAULT

AGGRAVATED ASSAULTS

TREND

	NUMBER OF OFFENSES	% CHANGE FROM 1985	RATE PER 100,000 % CHANGE FROM 1985
1985	2046		
1986	2083	+1.8%	+0.5%
1987	1569	-24.7%	-24.1%
1988	1858	+18.4%	+30.1%
1989	1882	+1.3%	-2.5%

Aggravated Assault is an unlawful attack by one person upon another for the purpose of inflicting severe or aggravated bodily injury.

1989 SUMMARY

A total of 1882 aggravated assaults occurred in 1989. This is an 1.3% increase from the previous year.

Aggravated assaults accounted for 73.7% of the violent crimes in 1988 and 7.5% of the total crime index. The aggravated assault rate per 100,000 was 370.1 for 1989.

Hands, fists or feet were used in 35% of the assaults with firearms used in 22%. The use of a knife or other cutting instrument accounted for 17% and the use of other dangerous weapons made up 26% of all aggravated assaults.

The age group of 25-29 accounted for the highest percentage of persons arrested for aggravated assaults with 21%.

July had the most aggravated assaults with 182 and April had the least with 127.

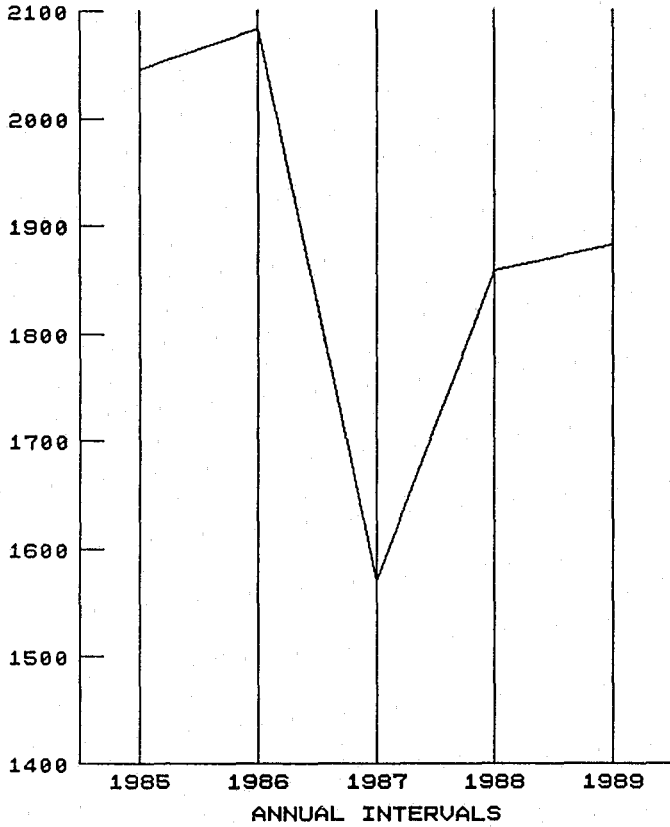
AGGRAVATED ASSAULT ARRESTS 1989
AGE, SEX, RACE

12 and under	M	9
	F	3
13-14	M	17
	F	3
15	M	13
	F	4
16	M	19
	F	2
17	M	28
	F	3
18	M	18
	F	2
19	M	23
	F	6
20	M	21
	F	3
21	M	25
	F	3
22	M	17
	F	5
23	M	24
	F	6
24	M	23
	F	7
25-29	M	166
	F	18
30-34	M	134
	F	25
35-39	M	95
	F	12
40-44	M	44
	F	8
45-49	M	30
	F	6

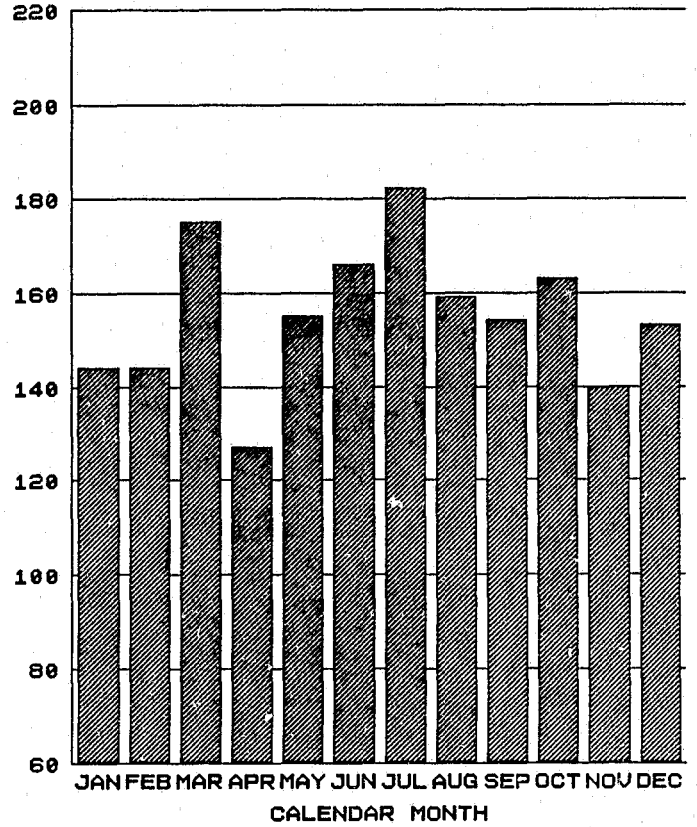
AGGRAVATED ASSAULT ARRESTS 1989 (cont.)

50-54	M	14
	F	2
55-59	M	7
	F	1
60-64	M	7
	F	1
65 and over	M	5
	F	1
TOTAL	M	739
	F	121
White		440
Black		63
Indian		344
Asian		13

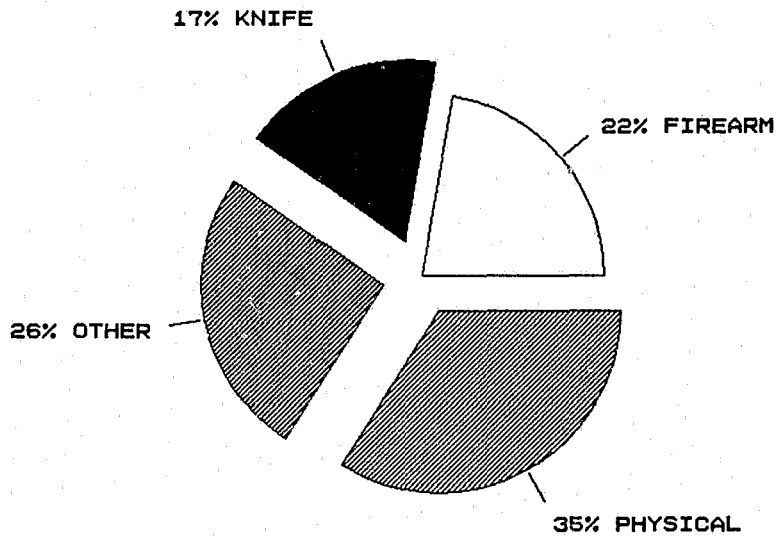
**AGGRAVATED ASSAULT TREND
1985 through 1989**



*** AGGRAVATED ASSAULT BY MONTH
1989**



**AGGRAVATED ASSAULT SUMMARY 1989
By Weapon**



*The reported count of 20 for Ketchikan was not used because the figure was not broken down into months.

BURGLARY

TREND

	NUMBER OF OFFENSES	% CHANGE FROM 1985	RATE PER 100,000 % CHANGE FROM 1985
1985	6102		
1986	6075	-0.4%	-1.7%
1987	4933	-18.8%	-18.2%
1988	4329	-12.2%	-3.6%
1989	4272	-1.3%	-5.0%

Burglary is defined as the unlawful entry of a structure to commit a felony or theft.

1989 SUMMARY

In 1989, 4272 burglaries were committed, a decrease of 1.3% from 1988.

Burglaries accounted for 19% of property crimes committed and 17% of the total crime index. The number of burglaries committed per 100,000 population was 840.1.

Forcible entry accounted for 66% of the burglaries with unlawful entry having 2.7% and attempted forcible entries making up 7%.

Fifty-seven percent of the burglaries occurred at residences with 43% of the burglaries occurring at non-residences.

The 12 year-old and under age group accounted for the highest percentage of burglaries with 12.7%, followed by 13-14 year-olds with 12.6%.

The most burglaries occurred in August, numbering 482 and the least number of burglaries occurred in January with 243.

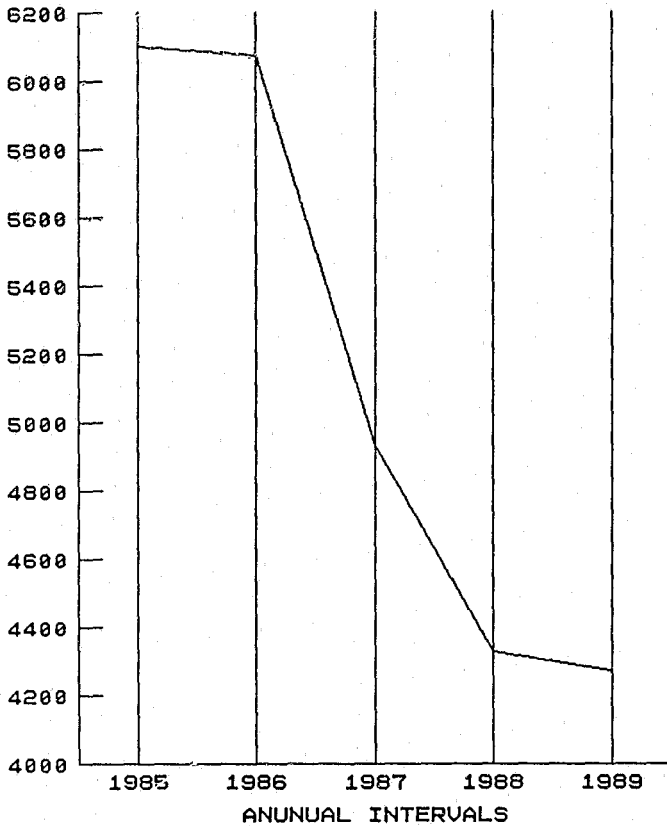
BURGLARY ARRESTS 1989
AGE, SEX, RACE

12 and under	M	104
	F	24
13-14	M	107
	F	20
15	M	89
	F	15
16	M	71
	F	9
17	M	83
	F	5
18	M	86
	F	4
19	M	45
	F	3
20	M	29
	F	1
21	M	27
	F	1
22	M	19
	F	1
23	M	42
	F	0
24	M	31
	F	3
25-29	M	77
	F	4
30-34	M	39
	F	3
35-39	M	41
	F	2
40-44	M	8
	F	1
45-49	M	8
	F	1

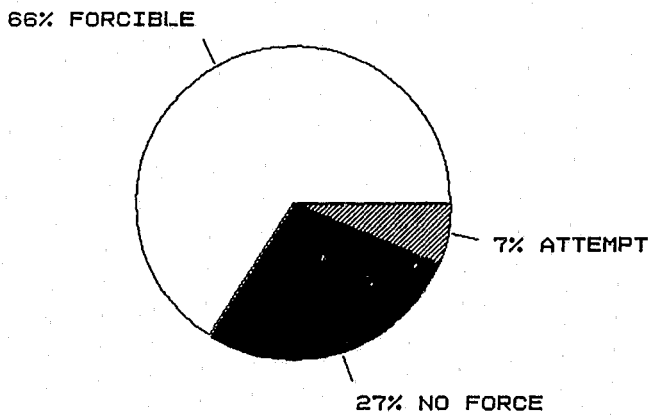
BURGLARY ARRESTS 1989 (cont.)

50-54	M	1
	F	0
55-59	M	0
	F	0
60-64	M	0
	F	0
65 and over	M	0
	F	0
TOTAL	M	907
	F	97
White		577
Black		55
Indian		368
Asian		4

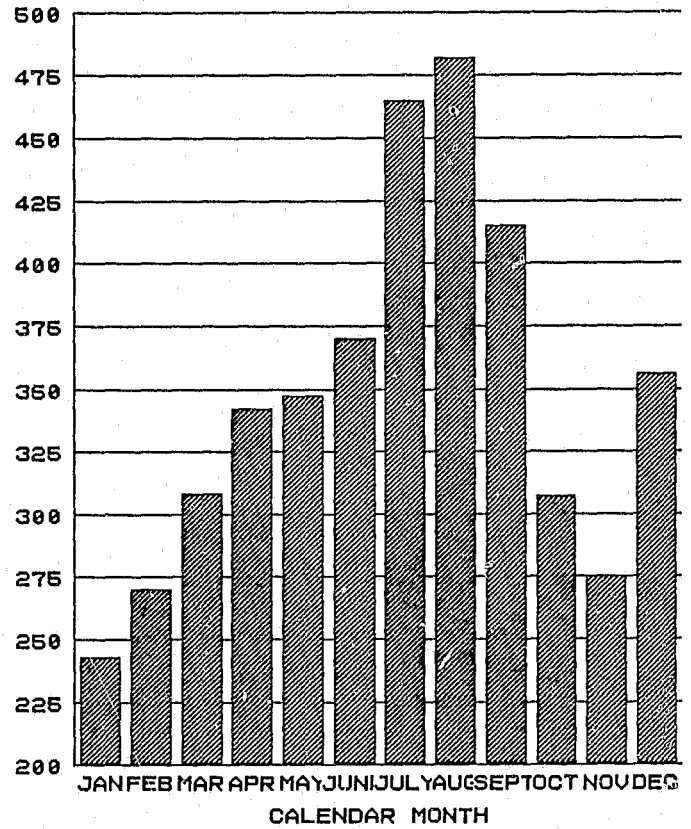
**BURGLARY TREND
1985 through 1989**



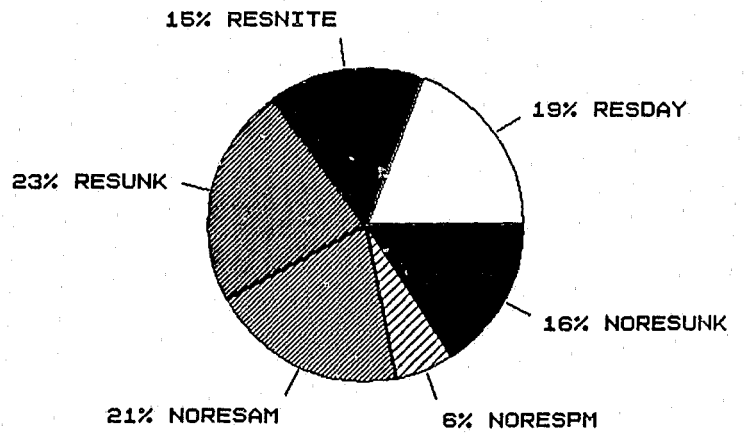
**BURGLARY SUMMARY 1989
TYPE OF ENTRY**



*** BURGLARY BY MONTH
1989**



*** BURGLARY SUMMARY 1989
Place/Time of Occurrence**



* The reported count of 92 for Ketchikan was not used because the figure was not broken down into months or place/time of occurrence.

LARCENY

TREND

	NUMBER OF OFFENSES	% CHANGE FROM 1985	RATE PER 100,000 % CHANGE FROM 1985
1985	17,728		
1986	20,225	+14.1%	+12.6%
1987	17,398	-14.0%	-13.3%
1988	15,581	-10.4%	-1.6%
1989	15,789	+1.3%	-2.4%

Larceny-theft is defined as the unlawful taking, carrying, loading, or riding away of property from the possession or constructive possession of another.

1989 SUMMARY

A total of 15,789 larcenies were committed in 1989. During this year, larcenies increased by 1.3% over 1988.

Larcenies accounted for 70.4% of all property crimes and 63.2% of the total crime index. The larceny rate was 3105.0 per 100,000 population.

Persons in the 25-29 age group accounted for the largest percentage of larceny arrests with 11.9%. This group was followed by 13-14 year-olds with 11.8%. Arrests of males accounted for 69%.

Shoplifting accounted for 21% of larcenies reported with thefts from buildings accounting for 18%.

The highest incidence of larceny-theft occurred in July with 1,636, and November recorded the lowest with 942.

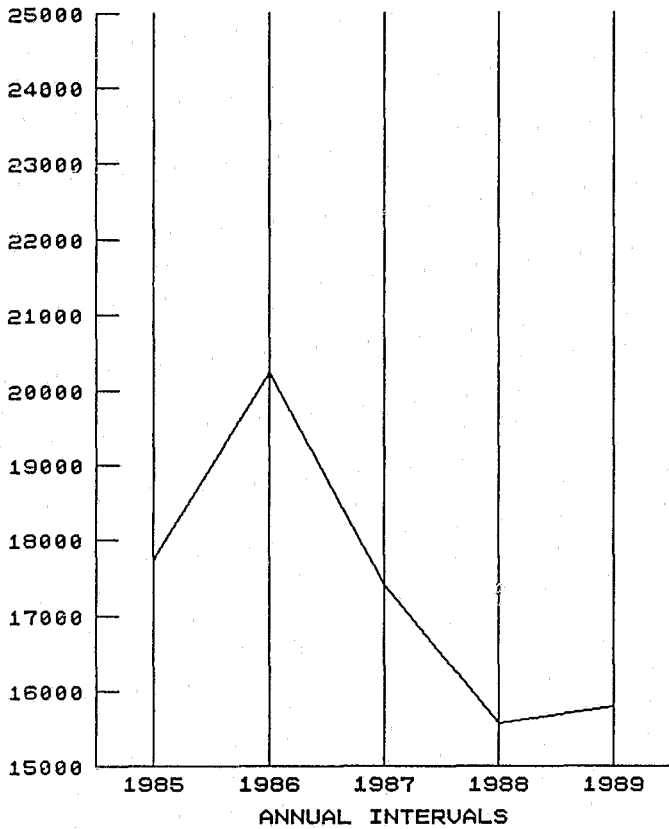
LARCENY ARRESTS 1989
AGE, SEX, RACE

12 and under	M	255
	F	82
13-14	M	337
	F	195
15	M	208
	F	127
16	M	193
	F	104
17	M	180
	F	80
18	M	183
	F	63
19	M	132
	F	39
20	M	101
	F	26
21	M	95
	F	22
22	M	71
	F	35
23	M	66
	F	34
24	M	63
	F	24
25-29	M	374
	F	161
30-34	M	298
	F	160
35-39	M	242
	F	95
40-44	M	113
	F	46
45-49	M	90
	F	32

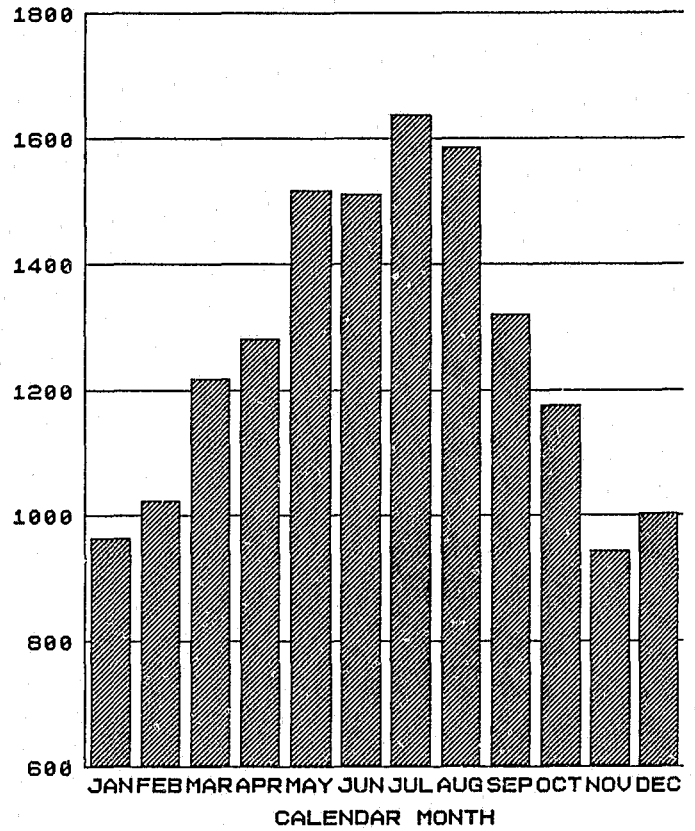
LARCENY ARRESTS 1989 (cont.)

50-54	M	43
	F	18
55-59	M	29
	F	6
60-64	M	29
	F	6
65 and over	M	21
	F	9
TOTAL	M	3123
	F	1364
White		2968
Black		540
Indian		879
Asian		100

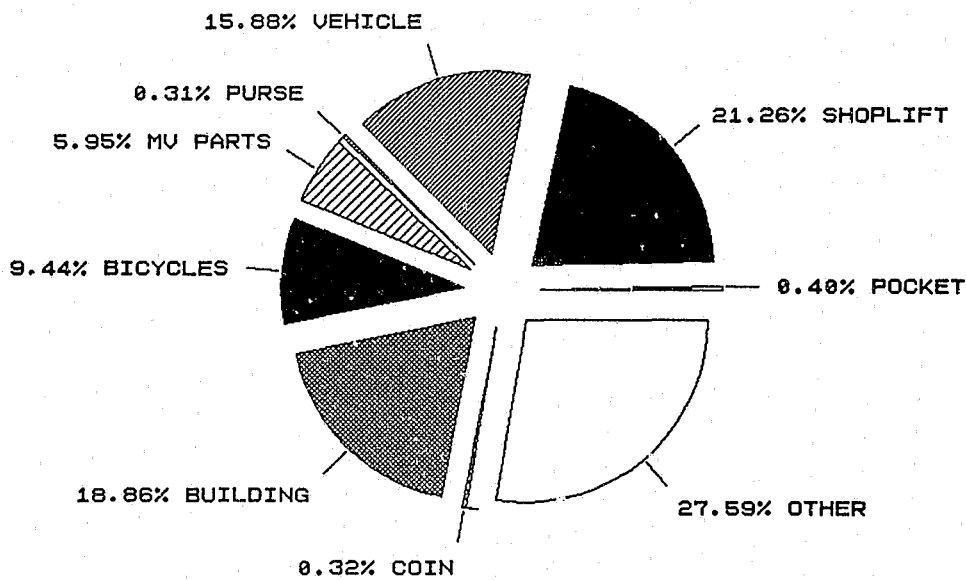
LARCENY TREND
1985 through 1989



* LARCENY BY MONTH
1989



* LARCENY SUMMARY 1989
LARCENY BY TYPE



* The reported count of 616 for Ketchikan was not used because the figure was not broken down into months or type.

MV THEFT

M/V THEFTS

TREND

	NUMBER OF OFFENSES	% CHANGE FROM 1985	RATE PER 100,000 % CHANGE FROM 1985
1985	3083		
1986	3032	-1.7%	-2.9%
1987	2433	-19.8%	-19.2%
1988	2330	-4.2%	+5.2%
1989	2367	+1.6%	-2.2%

Motor vehicle theft is defined as the theft or attempted theft of a motor vehicle.

1989 SUMMARY

A total of 2367 motor vehicles were stolen in 1989. This is a 1.6% increase compared to 1988.

Motor vehicle thefts accounted for 10.6% of the property crimes and 9.5% of the total crime index. Motor vehicle theft rate per 100,000 people was 465.5.

Automobiles had the highest percentage of motor vehicle thefts with 62%, followed by trucks and buses with 20%, and other vehicles making up 18%.

Thirteen to fourteen year-olds had 15% of the arrests made for motor vehicle thefts followed by 16 year-olds having 13%.

The most motor vehicle thefts occurred in August with 225, and March had the least with 147.

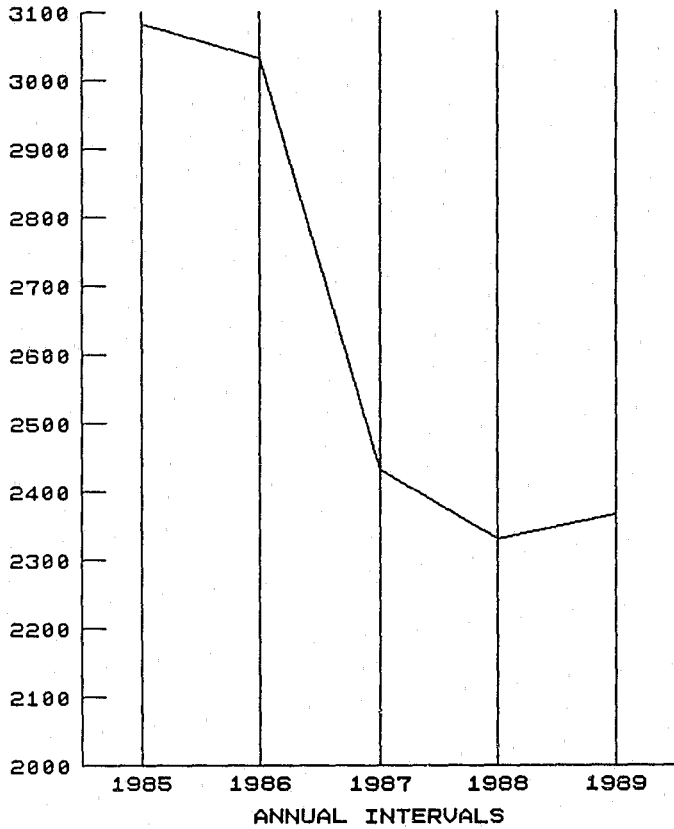
M/V THEFT ARRESTS 1989
AGE, SEX, RACE

12 and under	M	19
	F	3
13-14	M	62
	F	16
15	M	61
	F	6
16	M	57
	F	7
17	M	36
	F	5
18	M	27
	F	4
19	M	29
	F	5
20	M	24
	F	1
21	M	21
	F	0
22	M	7
	F	2
23	M	7
	F	3
24	M	4
	F	1
25-29	M	36
	F	4
30-34	M	27
	F	5
35-39	M	15
	F	1
40-44	M	7
	F	0
45-49	M	3
	F	1

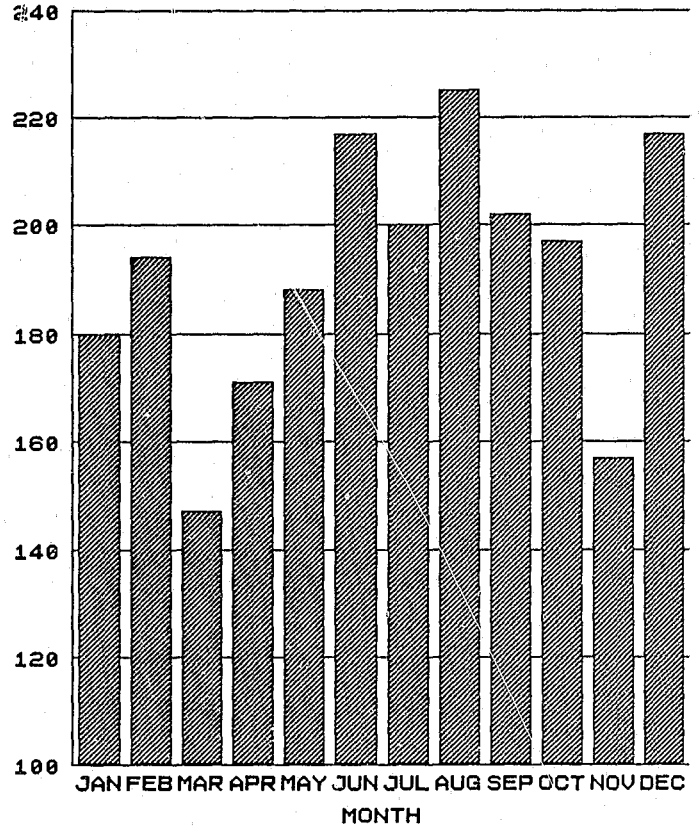
M/V THEFT ARRESTS 1989 (cont.)

50-54	M	2
	F	0
55-59	M	3
	F	0
60-64	M	1
	F	0
65 and over	M	0
	F	0
TOTAL	M	448
	F	64
White		324
Black		70
Indian		107
Asian		11

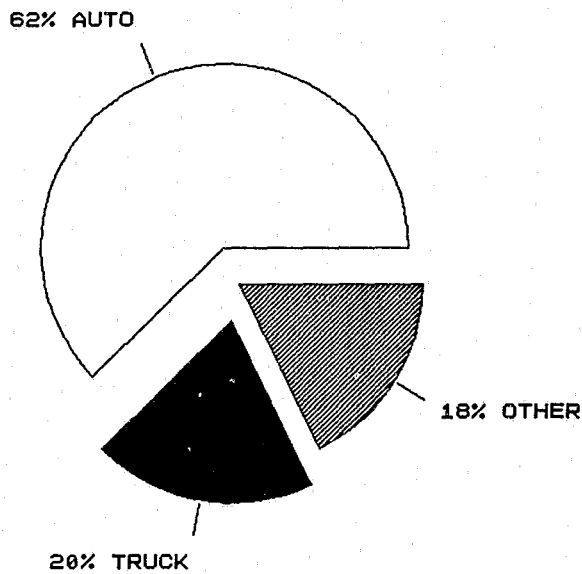
MOTOR VEHICLE THEFT TREND
1985 THRU 1989



* MOTOR VEHICLE THEFT BY MONTH
1989



MOTOR VEHICLE THEFTS 1989
PERCENTAGE DISTRIBUTION



*The reported count of 72 for Ketchikan was not used because the figure was not broken down into months.

OFFENSES KNOWN TO POLICE

CLASSIFICATION OF OFFENSES	OFFENSES REPORTED OR KNOWN	UNFOUNDED FALSE OR BASELESS	NUMBER OF ACTUAL OFFENSES	** OFFENSES CLEARED ** BY ARREST OR EXCEPTION JUVENILES ONLY	
				TOTAL	ONLY
CRIMINAL HOMICIDE					
MURDER & NONNEG MANSL	25	2	23	17	
MANSL BY NEGLIGENCE	1		1	1	
TOTAL	26	2	24	18	0
FORCIBLE RAPE					
RAPE BY FORCE	76	17	59	31	2
ATTMPTD FORCIBLE RAPE	21	3	18	9	2
TOTAL	97	20	77	40	4
ROBBERY					
FIREARM	10	1	9	1	
KNIFE/CUTTING INSTRMT	2		2		
OTHER DANGEROUS WEAPON					
STRONG-ARM (HANDS, FISTS)	8		8	2	1
TOTAL	20	1	19	3	1
ASSAULT					
FIREARM	180	1	179	138	9
KNIFE OR CUTTING INSTR.	48	1	47	39	3
OTHER DANGEROUS WEAPON	92	1	91	72	14
HANDS, FIST, FEET, AGGRAVTD	292	7	285	232	27
OTHER ASSAULTS - SIMPLE	1192	32	1160	885	86
TOTAL	1804	42	1762	1366	139
BURGLARY					
FORCIBLE ENTRY	993	20	973	183	96
UNLAWFUL ENTRY - NO FORCE	372	20	352	63	34
ATTEMPTED FORCIBLE ENTRY	46	1	45	3	1
TOTAL	1411	41	1370	249	131
LARCENY					
THEFT(EX MOTOR VEHICLES)	2058	64	2094	328	136
TOTAL	2058	64	2094	328	136
MOTOR VEHICLE THEFT					
AUTOS	233	21	212	61	23
TRUCKS AND BUSES	79	2	77	23	7
OTHER VEHICLES	130	1	129	25	10
TOTAL	442	24	418	109	40
ARSON*					
ARSON					
TOTAL	0	0	0	0	0
GRAND TOTAL	5858	194	5764	2113	451

PROPERTY STOLEN BY CLASSIFICATION

CLASSIFICATION OF OFFENSES	NUMBER OF ACTUAL OFFENSES		VALUE OF PROPERTY STOLEN	
MURDER/MANSLAUGHTER				
MURDER/NONNEG MANSLAUGHTER	23			
	TOTAL	23	0	\$0.00

RAPE				
FORCIBLE RAPE	77			\$260.00
	TOTAL	77	0	\$260.00

ROBBERY				
HIGHWAY (STRT,ALLEYS,ETC)	9			\$7,493.00
COMMERCIAL HOUSE	2			\$2,050.00
GAS OR SERVICE STATION				
CHAIN STORE	3			\$868.00
RESIDENCE	3			\$210.00
BANK	1			
MISCELLANEOUS	1			\$50.00
	TOTAL	19	0	\$10,671.00

BURGLARY				
RESIDENCE (DWELLING)				
NIGHT (6PM - 6AM)	169			\$108,145.00
DAY (6AM - 6PM)	204			\$239,897.00
UNKNOWN	415			\$477,702.00
NON-RESIDENCE (STORE ETC)				
NIGHT (6PM - 6AM)	285			\$229,663.00
DAY (6AM - 6PM)	66			\$88,101.00
UNKNOWN	231			\$294,424.00
	TOTAL	1370	0	\$1,437,932.00

LARCENIES BY VALUE (EX MV)				
\$200 AND OVER	1149			2,069,072.00
\$50 TO \$200	440			\$47,131.00
UNDER \$50	505			\$7,525.00

LARCENIES BY TYPE				
POCKET - PICKING		5		\$1,610.00
PURSE - SNATCHING		9		\$1,185.00
SHOPLIFTING		101		\$2,907.00
FROM MOTOR VEHICLES		483		\$221,722.00
MOTOR VEH. PARTS & ACC.		108		\$39,717.00
BICYCLES		126		\$30,817.00
FROM BUILDINGS (EX C & H)		541		\$537,441.00
FROM ANY COIN-OP MACHINES		5		\$1,055.00
ALL OTHER		716		1,287,274.00
	TOTAL	2094	2094	\$2,123,728.00

MOTOR VEHICLE THEFTS				
MOTOR VEHICLE THEFTS	418			1,390,826.00

MOTOR VEHICLES RECOVERED				
STOLEN & REC'D LOCALLY		247		
STOLEN LOC & REC'D OTHER		4		
STOLEN OTHER & RECD LOCAL		22		
	TOTAL	418	273	\$1,390,826.00

GRAND TOTAL	4001			4,963,417.00

PROPERTY STOLEN/RECOVERED BY TYPE

TYPE OF PROPERTY	VALUE OF PROPERTY STOLEN	VALUE OF PROPERTY RECOVERED
-----	-----	-----
CURRENCY, NOTES, ETC.	\$675,958.00	\$144,984.00
JEWELRY & PRECIOUS METALS	\$457,693.00	\$16,666.00
CLOTHING AND FURS	\$74,675.00	\$4,062.00
LOCALLY STOLEN MOTOR VEH.	\$1,500,021.00	\$980,805.00
OFFICE EQUIPMENT	\$25,103.00	\$1,161.00
TV, RADIOS, CAMERAS, ETC.	\$280,058.00	\$42,252.00
FIREARMS	\$141,520.00	\$24,189.00
HOUSEHOLD GOODS	\$129,328.00	\$7,485.00
CONSUMABLE GOODS	\$38,464.00	\$3,366.00
LIVESTOCK	\$3,465.00	\$31.00
MISCELLANEOUS	\$1,637,132.00	\$352,854.00
-----	-----	-----
GRAND TOTAL	\$4,963,417.00	\$1,577,855.00

AGE, SEX AND RACE OF PERSON ARRESTED

18 YEARS OF AGE AND OVER

OFFENSE	CLASS	SEX	A G E																	R A C E					
			18	19	20	21	22	23	24	25	30	35	40	45	50	55	60	65	OV	TOTAL	WHT	BLK	IND	ASN	
SYNTHETIC NARCOTICS	18C																			1	0	1			
OTHER NON-NARCOTIC	18D				3			3	1			2	3								12	1	12	1	
POSSESSION OF DRUGS																					0	0			
NARCOTICS	18E				1			1	1	1	4	8	2	2	1		1				22	8	24	2	4
MARIJUANA	18F		9	7	1			2	1	2	8	9	9	2							50	11	42	2	17
SYNTHETIC NARCOTICS	18G																				0	0			
OTHER NON-NARCOTIC	18H																				0	0			
DRUG ABUSE GRAND TOTAL																					0	0			
GAMBLING																					0	0			
BOOKMAKING	19A																				0	0			
NUMBERS	19B																				0	0			
OTHER GAMBLING	19C																				0	0			
FAMILY/CHILD	20				4	1	1	1	1	1	4	1	1			1					16	4	14	1	5
DRIV. INFLC.	21		23	34	42	44	54	55	59	287	268	224	95	81	44	25	18	10	1343	266	1298	49	252	10	
LIQUOR	22		157	135	99	16	12	12	14	42	36	18	9	8	9	4		1	572	139	419	6	281	5	
DRUNKENNESS	23									1	2			3	1				7	2	6		3		
DISORDERLY	24		4	3	3	6	7	3	9	30	11	9	9	4	5	1		2	106	23	71	1	56	1	
VAGRANCY	25																		0	0					
ALL OTHER	26		135	115	138	112	122	106	124	516	396	227	161	100	121	24	8	19	2424	499	2328	166	400	29	
TOTAL ALL			503	431	379	276	266	282	328	1325	1083	759	439	287	238	96	39	52	6783	1237	5735	324	1906	55	
GRAND TOTAL			597	538	442	332	305	333	375	1568	1306	906	519	327	256	112	47	57	8020	5735	324	1906	55		

AGE, SEX AND RACE OF PERSONS ARRESTED

UNDER 18 YEARS OF AGE

OFFENSE	CLASS SEX	***** AGE *****						***** RACE *****			
		12/ UNDER	13 14	15	16	17	TOTAL UNDER 18	WHITE	BLACK	IND	ASIAN
MURDER	01A						0				
							0				
MANSLAUGHTER	01B					1	1				
						1	1	2			
RAPE	02		2	2		2	6				
							0	2	1	3	
ROBBERY	03	2					2				
							0	1	1		
AGG. ASSAULT	04	7	6	7	9	12	41				
		3	2	2		1	8	29	1	18	1
BURGLARY	05	77	72	49	50	59	307				
		22	12	7	3	3	47	181	6	167	
LARCENY	06	28	62	32	37	29	188				
		12	11	5	9	5	42	197	6	24	3
MV. THEFT	07	3	21	31	31	14	100				
			8	5	5	2	20	86	15	16	3
OTH. ASSLTs.	08	2					2				
				1			1			3	
ARSON	09	10	14	17	19	8	68				
		1	5	4	4	3	17	55	6	24	
FORGERY	10		2		1	4	7				
				1	1		2	8		1	
FRAUD	11						0				
							0				
EMBEZZLEMENT	12						0				
							0				
STOLEN PROPERTY	13		1	4	2	11	18				
							0	14		4	
VANDALISM	14	43	49	20	15	20	147				
		8	11	4	3	3	29	112	9	51	4
WEAPONS	15	5	2	3	3	2	15				
							0	12		2	1
PROSTITUTION	16						0				
							0				
SEX OFFENSES	17	13	18	5	6	11	53				
		3					3	30	6	19	1
SALE/MANUFACTURE OF DRUGS							0				
							0				
NARCOTICS	18A						0				
							0				
MARIJUANA	18B			1		1	2				
							0	1		1	
SYNTHETIC NARCOTICS	18C		1		1		2				
							0	2			

AGE, SEX AND RACE OF PERSONS ARRESTED
UNDER 18 YEARS OF AGE

OFFENSE	CLASS SEX	***** AGE *****						***** RACE *****				
		12/ UNDER	13 14	15	16	17	TOTAL UNDER 18	WHITE	BLACK	IND	ASIAN	
OTHER NON-NARCOTIC	18D					1	1	0	1			
POSSESSION OF DRUGS							0	0				
NARCOTICS	18E		1		1	1	2	1	3			
MARIJUANA	18F	1	9	13	9	8	39	10	39	1	9	
SYNTHETIC NARCOTICS	18G						0	0				
OTHER NON-NARCOTIC	18H		2				2	0	2			
DRUG ABUSE GRAND TOTAL							0	0				
GAMBLING							0	0				
BOOKMAKING	19A						0	0				
NUMBERS	19B						0	0				
OTHER GAMBLING	19C						0	0				
FAMILY/CHILD	20						0	0				
DRIV. INFLC.	21		1	1	6	12	19	6	20		5	
LIQUOR	22	3	17	21	59	102	202	1	239	7	78	1
DISORDERLY	24			2		2	4		8			
CURFEW	28						0	0				
RUN-AWAYS	29		1				1	1	1		1	
ALL OTHER	26	17	42	53	91	112	315	4	345	14	51	8
TOTAL ALL		M	210	321	261	341	411	1544				
		F	55	96	70	93	104	418	1390	73	477	22
GRAND TOTAL			265	417	331	434	515	1962	1390	73	477	22

OFFENSES KNOWN TO POLICE

CLASSIFICATION OF OFFENSES	OFFENSES REPORTED OR KNOWN	UNFOUNDED FALSE OR BASELESS	NUMBER OF ACTUAL OFFENSES	** OFFENSES CLEARED ** BY ARREST OR EXCEPTION JUVENILES ONLY	
				TOTAL	ONLY
CRIMINAL HOMICIDE MURDER & NONNEG MANSL MANSL BY NEGLIGENCE					
TOTAL	0	0	0	0	0
FORCIBLE RAPE RAPE BY FORCE ATTMPTD FORCIBLE RAPE					
TOTAL	0	0	0	0	0
ROBBERY FIREARM KNIFE/CUTTING INSTRMT OTHER DANGEROUS WEAPON STRONG-ARM (HANDS,FISTS)	1	1			
TOTAL	1	1	0	0	0
ASSAULT FIREARM KNIFE OR CUTTING INSTR. OTHER DANGEROUS WEAPON HANDS,FIST,FEET, AGGRAVTD OTHER ASSAULTS - SIMPLE	2 1 1 20		2 1 1 17		
TOTAL	24	3	21	11	0
BURGLARY FORCIBLE ENTRY UNLAWFUL ENTRY - NO FORCE ATTEMPTED FORCIBLE ENTRY	1		1	1	
TOTAL	1	0	1	1	0
LARCENY THEFT(EX MOTOR VEHICLES)	133	8	125	16	
TOTAL	133	8	125	16	0
MOTOR VEHICLE THEFT AUTOS TRUCKS AND BUSES OTHER VEHICLES	23	12	11	1	
TOTAL	23	12	11	1	0
ARSON* ARSON					
TOTAL	0	0	0	0	0
GRAND TOTAL	182	24	158	29	0

PROPERTY STOLEN BY CLASSIFICATION

CLASSIFICATION OF OFFENSES	NUMBER OF		VALUE OF PROPERTY STOLEN	
	ACTUAL OFFENSES			
MURDER/MANSLAUGHTER				
MURDER/NONNEG MANSLAUGHTER				
	TOTAL	0	0	\$0.00
				\$0.00
RAPE				
FORCIBLE RAPE				
	TOTAL	0	0	\$0.00
				\$0.00
ROBBERY				
HIGHWAY (STRT,ALLEYS,ETC)				
COMMERCIAL HOUSE				
GAS OR SERVICE STATION				
CHAIN STORE				
RESIDENCE				
BANK				
MISCELLANEOUS				
	TOTAL	0	0	\$0.00
				\$0.00
BURGLARY				
RESIDENCE (DWELLING)				
NIGHT (6PM - 6AM)				
DAY (6AM - 6PM)				
UNKNOWN				
NON-RESIDENCE (STORE ETC)				
NIGHT (6PM - 6AM)		1		
DAY (6AM - 6PM)				
UNKNOWN				
	TOTAL	1	0	\$0.00
				\$0.00
LARCENIES BY VALUE (EX MV)				
\$200 AND OVER		69		\$151,155.00
\$50 TO \$200		12		\$1,789.00
UNDER \$50		44		\$277.00
LARCENIES BY TYPE				
POCKET - PICKING			1	\$775.00
PURSE - SNATCHING				
SHOPLIFTING			1	\$8.00
FROM MOTOR VEHICLES			36	\$29,675.00
MOTOR VEH. PARTS & ACC.			3	\$375.00
BICYCLES				
FROM BUILDINGS (EX C & H)			48	\$85,060.00
FROM ANY COIN-OP MACHINES				
ALL OTHER			36	\$37,328.00
	TOTAL	125	125	\$153,221.00
				\$153,221.00
MOTOR VEHICLE THEFTS				
MOTOR VEHICLE THEFTS		11		\$57,700.00
MOTOR VEHICLES RECOVERED				
STOLEN & REC'D LOCALLY			8	
STOLEN LOC & REC'D OTHER				
STOLEN OTHER & RECD LOCAL				
	TOTAL	11	8	\$57,700.00
				\$0.00
	GRAND TOTAL	137		\$210,921.00

PROPERTY STOLEN/RECOVERED BY TYPE

TYPE OF PROPERTY	VALUE OF PROPERTY STOLEN	VALUE OF PROPERTY RECOVERED
-----	-----	-----
CURRENCY, NOTES, ETC.	\$13,076.00	\$7.00
JEWELRY & PRECIOUS METALS	\$8,074.00	\$170.00
CLOTHING AND FURS	\$4,741.00	\$1,014.00
LOCALLY STOLEN MOTOR VEH.	\$58,340.00	\$47,700.00
OFFICE EQUIPMENT		
TV, RADIOS, CAMERAS, ETC.	\$36,894.00	\$24,870.00
FIREARMS	\$825.00	\$325.00
HOUSEHOLD GOODS	\$130.00	
CONSUMABLE GOODS	\$152.00	\$15.00
LIVESTOCK		
MISCELLANEOUS	\$88,689.00	\$14,308.00
-----	-----	-----
GRAND TOTAL	\$210,921.00	\$88,409.00

AGE, SEX AND RACE OF PERSONS ARRESTED

UNDER 18 YEARS OF AGE

OFFENSE	CLASS SEX	***** AGE *****					***** RACE *****				
		12/ UNDER	13 14	15	16	17	TOTAL UNDER 18	WHITE	BLACK	IND	ASIAN
MURDER	01A						0				
MANSLAUGHTER	01B						0				
RAPE	02						0				
ROBBERY	03						0				
AGG. ASSAULT	04						0				
BURGLARY	05						0				
LARCENY	06					1	1		1		
MV. THEFT	07						0				
OTH. ASSLTs.	08			1			1		1		
ARSON	09						0				
FORGERY	10						0				
FRAUD	11						0				
EMBEZZLEMENT	12						0				
STOLEN PROPERTY	13						0				
VANDALISM	14						0				
WEAPONS	15						0				
PROSTITUTION	16						0				
SEX OFFENSES	17						0				
SALE/MANUFACTURE OF DRUGS							0				
NARCOTICS	18A						0				
MARIJUANA	18B						0				
SYNTHETIC NARCOTICS	18C						0				

AGE, SEX AND RACE OF PERSONS ARRESTED

UNDER 18 YEARS OF AGE

OFFENSE	CLASS	SEX	***** AGE *****					***** RACE *****					
			12/ UNDER	13 14	15	16	17	TOTAL UNDER 18	WHITE	BLACK	IND	ASIAN	
OTHER NON-NARCOTIC	18D							0					
								0					
POSSESSION OF DRUGS								0					
								0					
NARCOTICS	18E							0					
								0					
MARIJUANA	18F							0					
								0					
SYNTHETIC NARCOTICS	18G							0					
								0					
OTHER NON-NARCOTIC	18H							0					
								0					
DRUG ABUSE GRAND TOTAL								0					
								0					
GAMBLING								0					
								0					
BOOKMAKING	19A							0					
								0					
NUMBERS	19B							0					
								0					
OTHER GAMBLING	19C							0					
								0					
FAMILY/CHILD	20							0					
								0					
DRIV. INFLC.	21							0					
								0					
LIQUOR	22							0					
								0					
DISORDERLY	24							0					
								0					
CURFEW	28							0					
								0					
RUN-AWAYS	29							0					
								0					
ALL OTHER	26		1		2	5	2	10					
								4	11	1	1	1	
TOTAL ALL		M	1		3	6	2	12					
		F			1	1	2	4	13	1	1	1	
GRAND TOTAL			1		4	7	4	16	13	1	1	1	

OFFENSES KNOWN TO POLICE

CLASSIFICATION OF OFFENSES	OFFENSES REPORTED OR KNOWN	UNFOUNDED FALSE OR BASELESS	NUMBER OF ACTUAL OFFENSES	** OFFENSES CLEARED ** BY ARREST OR EXCEPTION JUVENILES ONLY	
				TOTAL	ONLY
CRIMINAL HOMICIDE					
MURDER & NONNEG MANSL	12	1	11	12	1
MANSL BY NEGLIGENCE					
TOTAL	12	1	11	12	1
FORCIBLE RAPE					
RAPE BY FORCE	117	8	109	12	
ATTEMPTD FORCIBLE RAPE	31	1	30	3	
TOTAL	148	9	139	15	0
ROBBERY					
FIREARM	92		92	14	1
KNIFE/CUTTING INSTRMT	32	3	29	3	
OTHER DANGEROUS WEAPON	27		27	6	1
STRONG-ARM (HANDS, FISTS)	125	1	124	19	4
TOTAL	276	4	272	42	6
ASSAULT					
FIREARM	151		151	60	2
KNIFE OR CUTTING INSTR.	189		189	96	16
OTHER DANGEROUS WEAPON	262	1	261	126	18
HANDS, FIST, FEET, AGGRAVTD	108		108	55	
OTHER ASSAULTS - SIMPLE	1622	4	1618	962	69
TOTAL	2332	5	2327	1299	105
BURGLARY					
FORCIBLE ENTRY	1054	7	1047	95	21
UNLAWFUL ENTRY - NO FORCE	528	4	524	40	15
ATTEMPTED FORCIBLE ENTRY	137		137	9	1
TOTAL	1719	11	1708	144	37
LARCENY					
THEFT(EX MOTOR VEHICLES)	8273	54	8219	2379	730
TOTAL	8273	54	8219	2379	730
MOTOR VEHICLE THEFT					
AUTOS	838	91	747	122	35
TRUCKS AND BUSES	309	40	269	37	15
OTHER VEHICLES	144	2	142	13	8
TOTAL	1291	133	1158	172	58
ARSON*					
ARSON	39		39		
TOTAL	39	0	39	0	0
GRAND TOTAL	14090	217	13873	4063	937

PROPERTY STOLEN BY CLASSIFICATION

CLASSIFICATION OF OFFENSES	NUMBER OF ACTUAL OFFENSES		VALUE OF PROPERTY STOLEN	
MURDER/MANSLAUGHTER				
MURDER/NONNEG MANSLAUGHTER	11			
	TOTAL	11	0	\$0.00

RAPE				
FORCIBLE RAPE	139			\$64.00
	TOTAL	139	0	\$64.00

ROBBERY				
HIGHWAY (STRT,ALLEYS,ETC)	128			\$57,184.00
COMMERCIAL HOUSE	59			\$51,082.00
GAS OR SERVICE STATION	10			\$881.00
CHAIN STORE	34			\$4,141.00
RESIDENCE	21			\$7,352.00
BANK	9			\$18,040.00
MISCELLANEOUS	11			\$9,395.00
	TOTAL	272	0	\$148,075.00

BURGLARY				
RESIDENCE (DWELLING)				
NIGHT (6PM - 6AM)	355			\$426,988.00
DAY (6AM - 6PM)	434			\$606,078.00
UNKNOWN	364			\$738,136.00
NON-RESIDENCE (STORE ETC)				
NIGHT (6PM - 6AM)	323			\$238,954.00
DAY (6AM - 6PM)	32			\$37,338.00
UNKNOWN	200			\$245,418.00
	TOTAL	1708	0	\$2,292,912.00

LARCENIES BY VALUE (EX MV)				
\$200 AND OVER	2775			2,785,926.00
\$50 TO \$200	1851			\$216,480.00
UNDER \$50	3593			\$176,862.00

LARCENIES BY TYPE				
POCKET - PICKING		30		\$14,081.00
PURSE - SNATCHING		19		\$2,207.00
SHOPLIFTING		2354		\$188,618.00
FROM MOTOR VEHICLES		1335		\$818,742.00
MOTOR VEH. PARTS & ACC.		712		\$246,505.00
BICYCLES		661		\$161,680.00
FROM BUILDINGS (EX C & H)		1261		\$632,258.00
FROM ANY COIN-OP MACHINES		25		\$4,658.00
ALL OTHER		1822		1,110,519.00
	TOTAL	8219	8219	\$3,179,268.00

MOTOR VEHICLE THEFTS				
MOTOR VEHICLE THEFTS	1158			7,046,750.00

MOTOR VEHICLES RECOVERED				
STOLEN & REC'D LOCALLY		994		
STOLEN LOC & REC'D OTHER		69		
STOLEN OTHER & RECD LOCAL		0		
	TOTAL	1158	1063	\$7,046,750.00

GRAND TOTAL	11507			12,667,069.00

PROPERTY STOLEN/RECOVERED BY TYPE

TYPE OF PROPERTY	VALUE OF PROPERTY STOLEN	VALUE OF PROPERTY RECOVERED
-----	-----	-----
CURRENCY, NOTES, ETC.	\$708,615.00	\$25,012.00
JEWELRY & PRECIOUS METALS	\$950,468.00	\$74,480.00
CLOTHING AND FURS	\$453,109.00	\$52,162.00
LOCALLY STOLEN MOTOR VEH.	\$7,200,444.00	\$6,481,801.00
OFFICE EQUIPMENT	\$179,852.00	\$5,242.00
TV, RADIOS, CAMERAS, ETC.	\$987,249.00	\$77,032.00
FIREARMS	\$161,948.00	\$22,284.00
HOUSEHOLD GOODS	\$290,224.00	\$27,941.00
CONSUMABLE GOODS	\$76,369.00	\$16,681.00
LIVESTOCK	\$3,551.00	\$2,251.00
MISCELLANEOUS	\$1,655,240.00	\$134,335.00
-----	-----	-----
GRAND TOTAL	12,667,069.00	\$6,919,201.00

AGE, SEX AND RACE OF PERSON ARRESTED

18 YEARS OF AGE AND OVER

OFFENSE	CLASS	SEX	A G E														TOTAL	R A C E					
			18	19	20	21	22	23	24	25	30	35	40	45	50	55		60	65	WHT	BLK	IND	ASN
			29	34	39	44	49	54	59	64	OV												
MURDER		M					1				3								4				
	01A	F											1						1	2	1	1	1
MANSLAUGHTER		M											1						1				
	01B	F																	0	1			
RAPE		M	1	4	2						5	4	6	1	1				1	25			
	02	F																	0	10	8	7	
ROBBERY		M		4	1	2	2	2	3	4	4	3		1					26				
	03	F			2	1	1			3	1								8	12	16	6	
AGG. ASSAULT		M	5	7	7	5	4	3	3	31	23	17	8	7	2	1	1		124				
	04	F		2	1				3	4	2	2	3						17	76	36	27	2
BURGLARY		M	14	10	5	7	3	6	2	24	13	16	1	3	1				105				
	05	F	1							2		1		1					5	63	24	23	
LARCENY		M	91	74	58	45	50	39	44	213	196	157	75	61	18	18	21	17	1177				
	06	F	37	30	13	11	22	24	17	114	108	74	33	18	15	5	5	6	532	1038	317	314	40
MV. THEFT		M	11	15	10	8	1	3	2	11	13	11	4				1		90				
	07	F	2				2	3	1	2	3								13	50	26	26	1
OTH. ASSLTs.		M	20	28	19	22	24	34	33	177	148	97	35	37	15	5	3	1	698				
	08	F	5	3	5	2	2	1	7	13	12	11	6	4	3				74	443	143	171	15
ARSON		M	1		1			1					2						5				
	09	F										1							1	4		2	
FORGERY		M	1			1	1			2	2		1						8				
	10	F					1			2	1	1							5	6	5	2	
FRAUD		M								4	2			1					7				
	11	F	1	1						1	1			1					5	7	2	3	
EMBEZZLEMENT		M																	0				
	12	F																	0				
STOLEN PROPERTY		M																	0				
	13	F																	0				
VANDALISM		M	9	15	12	7	11	11	10	36	43	24	6	8	1		2	1	196				
	14	F	1	2	2			1	1	8	2		1	1			1		20	117	34	64	1
WEAPONS		M	8	11	6	6	8	5	2	23	20	16	4	5	4	1			120				
	15	F			2		2		1	3	1		1	1		1	1		13	86	24	15	8
PROSTITUTION		M								1	2								3				
	16	F	4	1	1			1		24	14	5							50	27	12	10	4
SEX OFFENSES		M	1	1			1		1	13	9	3	3	2	2	1	2		39				
	17	F																	0	25	4	10	
SALE/MANUFACTURE OF DRUGS																			0				
																			0				
NARCOTICS		M		1		1			1	3	4	8	2	2	2				24				
	18A	F		1	1	1		2		1	3	1							10	19	14		1
MARIJUANA		M		1	1	1	2	1		4	2	3				1			16				
	18B	F								1	1	1				1			4	12	6	2	

AGE, SEX AND RACE OF PERSONS ARRESTED

UNDER 18 YEARS OF AGE

OFFENSE	CLASS	SEX	***** AGE *****					***** RACE *****					
			12/ UNDER	13 14	15	16	17 18	TOTAL UNDER 18	WHITE	BLACK	IND	ASIAN	
MURDER	01A	M				1		1					
		F						0			1		
MANSLAUGHTER	01B	M						0					
		F						0					
RAPE	02	M	1	2		1	1	5					
		F						0	2	2			1
ROBBERY	03	M		2	2	1	2	7					
		F					1	1	7				1
AGG. ASSAULT	04	M	2	8	5	6	9	30					
		F		1			1	2	15	9	6	2	
BURGLARY	05	M	11	16	17	10	6	60					
		F		4	5	1	1	11	53	7	8	3	
LARCENY	06	M	118	171	104	82	91	566					
		F	38	128	76	62	53	357	663	125	100	35	
MV. THEFT	07	M	1	19	25	20	13	78					
		F	1	5	1	1	3	11	52	21	9	7	
OTH. ASSLT.	08	M	1	11	11	7	13	43					
		F	1	7	3	4	1	16	32	16	11		
ARSON	09	M		1				1					
		F					1	1	1		1		
FORGERY	10	M			1			1					
		F					1	1	1	1			
FRAUD	11	M				1		1					
		F						0	1				
EMBEZZLEMENT	12	M						0					
		F						0					
STOLEN PROPERTY	13	M						0					
		F						0					
VANDALISM	14	M	6	9	6	13	12	46					
		F		2	1	1		4	42	1	7		
WEAPONS	15	M		3	3	7	7	20					
		F						0	14	2	2	2	
PROSTITUTION	16	M						0					
		F					1	1	1				
SEX OFFENSES	17	M	1	6	3	3		13					
		F			1			1	10	2	2		
SALE/MANUFACTURE OF DRUGS								0					
								0					
NARCOTICS	18A	M						0					
		F						0					
MARIJUANA	18B	M			1	1		2					
		F						0	1	1			
SYNTHETIC NARCOTICS	18C	M						0					
		F						0					

AGE, SEX AND RACE OF PERSONS ARRESTED

UNDER 18 YEARS OF AGE

OFFENSE	CLASS	SEX	***** AGE *****					***** RACE *****					
			12/ UNDER	13 14	15	16	17	TOTAL UNDER 18	WHITE	BLACK	IND	ASIAN	
OTHER NON-NARCOTIC	18D	M						0					
		F						0					
POSSESSION OF DRUGS								0					
								0					
NARCOTICS	18E	M			1		2	3					
		F				1		1	3			1	
MARIJUANA	18F	M		5	13	10	8	36					
		F		5	2	3	2	12	40	2		6	
SYNTHETIC NARCOTICS	18G	M						0					
		F						0					
OTHER NON-NARCOTIC	18H	M					1	1					
		F						0				1	
GAMBLING								0					
								0					
BOOKMAKING	19A	M						0					
		F						0					
NUMBERS	19B	M						0					
		F						0					
OTHER GAMBLING	19C	M						0					
		F						0					
FAMILY/CHILD	20	M				1	1	2					
		F						0	1	1			
DRIV. INFLC.	21	M				2	3	5					
		F				1	2	3	7			1	
LIQUOR	22	M	2			9	9	20					
		F			2	4	1	7	19	4	4		
DISORDERLY	24	M		1	2	3	9	15					
		F	1	1	3	1	1	7	9	6	7		
CURFEW	28	M		1				1					
		F			1			1		1	1		
RUN-AWAYS	29	M						0					
		F						0					
ALL OTHER	26	M	3	21	24	34	70	152					
		F	7	12	8	14	19	60	150	28	31	3	
TOTAL ALL		M	146	276	218	212	257	1109					
		F	48	165	103	95	86	497	1124	230	199	53	
GRAND TOTAL			194	441	321	307	343	1606	1124	230	199	53	

OFFENSES KNOWN TO POLICE

CLASSIFICATION OF OFFENSES	OFFENSES REPORTED OR KNOWN	UNFOUNDED FALSE OR BASELESS	NUMBER OF ACTUAL OFFENSES	** OFFENSES CLEARED **	
				TOTAL	BY ARREST OR EXCEPTION JUVENILES ONLY
CRIMINAL HOMICIDE					
MURDER & NONNEG MANSL	1	1			
MANSL BY NEGLIGENCE					
TOTAL	1	1	0	0	0
FORCIBLE RAPE					
RAPE BY FORCE					
ATTMPTD FORCIBLE RAPE	1		1		
TOTAL	1	0	1	0	0
ROBBERY					
FIREARM					
KNIFE/CUTTING INSTRMT					
OTHER DANGEROUS WEAPON					
STRONG-ARM (HANDS, FISTS)	1		1	1	
TOTAL	1	0	1	1	0
ASSAULT					
FIREARM	3		3	3	
KNIFE OR CUTTING INSTR.	2		2	2	
OTHER DANGEROUS WEAPON	34		34	32	
HANDS, FIST, FEET, AGGRAVTD	17		17	16	
OTHER ASSAULTS - SIMPLE	118		118	117	
TOTAL	174	0	174	170	0
BURGLARY					
FORCIBLE ENTRY	17		17	17	1
UNLAWFUL ENTRY - NO FORCE	5		5	5	
ATTEMPTED FORCIBLE ENTRY					
TOTAL	22	0	22	22	1
LARCENY					
THEFT(EX MOTOR VEHICLES)	10	1	9	10	
TOTAL	10	1	9	10	0
MOTOR VEHICLE THEFT					
AUTOS					
TRUCKS AND BUSES					
OTHER VEHICLES	2		2	2	
TOTAL	2	0	2	2	0
ARSON*					
ARSON					
TOTAL	0	0	0	0	0
GRAND TOTAL	211	2	209	205	1

PROPERTY STOLEN BY CLASSIFICATION

CLASSIFICATION OF OFFENSES	NUMBER OF ACTUAL OFFENSES		VALUE OF PROPERTY STOLEN	
MURDER/MANSLAUGHTER MURDER/NONNEG MANSLAUGHTER				
TOTAL	0	0	\$0.00	\$0.00
<hr style="border-top: 1px dashed black;"/>				
RAPE FORCIBLE RAPE				
TOTAL	1	0	\$0.00	\$0.00
<hr style="border-top: 1px dashed black;"/>				
ROBBERY HIGHWAY (STRT,ALLEYS,ETC) COMMERCIAL HOUSE GAS OR SERVICE STATION CHAIN STORE RESIDENCE BANK MISCELLANEOUS				
TOTAL	1	0	\$0.00	\$0.00
<hr style="border-top: 1px dashed black;"/>				
BURGLARY RESIDENCE (DWELLING) NIGHT (6PM - 6AM) DAY (6AM - 6PM) UNKNOWN NON-RESIDENCE (STORE ETC) NIGHT (6PM - 6AM) DAY (6AM - 6PM) UNKNOWN				
TOTAL	22	0	\$26,350.00	\$0.00
<hr style="border-top: 1px dashed black;"/>				
LARCENIES BY VALUE (EX MV) \$200 AND OVER \$50 TO \$200 UNDER \$50				
TOTAL	9	9	\$1,024.00	\$1,024.00
<hr style="border-top: 1px dashed black;"/>				
LARCENIES BY TYPE POCKET - PICKING PURSE - SNATCHING SHOPLIFTING FROM MOTOR VEHICLES MOTOR VEH. PARTS & ACC. BICYCLES FROM BUILDINGS (EX C & H) FROM ANY COIN-OP MACHINES ALL OTHER				
TOTAL	9	9	\$1,024.00	\$1,024.00
<hr style="border-top: 1px dashed black;"/>				
MOTOR VEHICLE THEFTS MOTOR VEHICLE THEFTS				
TOTAL	2	2	\$5,000.00	\$0.00
<hr style="border-top: 1px dashed black;"/>				
MOTOR VEHICLES RECOVERED STOLEN & REC'D LOCALLY STOLEN LOC & REC'D OTHER STOLEN OTHER & RECD LOCAL				
TOTAL	2	2	\$5,000.00	\$0.00
<hr style="border-top: 1px dashed black;"/>				
GRAND TOTAL	35		\$32,354.00	

PROPERTY STOLEN/RECOVERED BY TYPE

TYPE OF PROPERTY	VALUE OF PROPERTY STOLEN	VALUE OF PROPERTY RECOVERED
CURRENCY, NOTES, ETC.	\$1,339.00	
JEWELRY & PRECIOUS METALS	\$24,000.00	\$1,000.00
CLOTHING AND FURS		
LOCALLY STOLEN MOTOR VEH.	\$3,000.00	\$3,000.00
OFFICE EQUIPMENT		
TV, RADIOS, CAMERAS, ETC.		
FIREARMS		
HOUSEHOLD GOODS		
CONSUMABLE GOODS		
LIVESTOCK		
MISCELLANEOUS	\$4,015.00	\$4,015.00
GRAND TOTAL	\$32,354.00	\$8,015.00

AGE, SEX AND RACE OF PERSON ARRESTED

18 YEARS OF AGE AND OVER

OFFENSE	CLASS	SEX	A G E																	R A C E				
			18	19	20	21	22	23	24	25	30	35	40	45	50	55	60	65	OV	TOTAL	WHT	BLK	IND	ASN
			18	19	20	21	22	23	24	25	30	35	40	45	50	55	60	65	OV	TOTAL	WHT	BLK	IND	ASN
SYNTHETIC NARCOTICS																				0				
	18C																			0				
OTHER NON-NARCOTIC																				0				
	18D																			0				
POSSESSION OF DRUGS																				0				
																				0				
NARCOTICS																				1			1	
	18E																			0			1	
MARIJUANA																				2				
	18F																			1			3	
SYNTHETIC NARCOTICS																				0				
	18G																			0				
OTHER NON-NARCOTIC																				0				
	18H																			0				
DRUG ABUSE GRAND TOTAL																				0				
																				0				
GAMBLING																				0				
																				0				
BOOKMAKING																				0				
	19A																			0				
NUMBERS																				0				
	19B																			0				
OTHER GAMBLING																				0				
	19C																			0				
FAMILY/CHILD																				2				
	20																			3			5	
DRIV. INFLC.																				92				
	21																			7	2		97	
LIQUOR																				62				
	22																			35	4		91	
DRUNKENNESS																				0				
	23																			0				
DISORDERLY																				87				
	24																			17	2		102	
VAGRANCY																				0				
	25																			0				
ALL OTHER																				211				
	26																			30	13		228	
TOTAL ALL																				636				
																				128	36	1	727	
GRAND TOTAL																				764	36	1	727	

AGE, SEX AND RACE OF PERSONS ARRESTED
 UNDER 18 YEARS OF AGE

OFFENSE	CLASS SEX	***** AGE *****					***** RACE *****				
		12/ UNDER	13 14	15	16	17	TOTAL UNDER 18	WHITE	BLACK	IND	ASIAN
MURDER	01A						0				
MANSLAUGHTER	01B						0				
RAPE	02						0				
ROBBERY	03						0				
AGG. ASSAULT	04						0				
BURGLARY	05					1	1			1	
LARCENY	06						0				
MV. THEFT	07						0				
OTH. ASSLT.	08						0				
ARSON	09						0				
FORGERY	10						0				
FRAUD	11						0				
EMBEZZLEMENT	12						0				
STOLEN PROPERTY	13						0				
VANDALISM	14				1		1			1	
WEAPONS	15						0				
PROSTITUTION	16						0				
SEX OFFENSES	17						0				
SALE/MANUFACTURE OF DRUGS							0				
NARCOTICS	18A						0				
MARIJUANA	18B						0				
SYNTHETIC NARCOTICS	18C						0				

AGE, SEX AND RACE OF PERSONS ARRESTED

UNDER 18 YEARS OF AGE

OFFENSE	CLASS	SEX	***** AGE *****					***** RACE *****				
			12/ UNDER	13 14	15	16	17	TOTAL UNDER 18	WHITE	BLACK	IND	ASIAN
OTHER NON-NARCOTIC	18D							0				
POSSESSION OF DRUGS								0				
NARCOTICS	18E							0				
MARIJUANA	18F							0				
SYNTHETIC NARCOTICS	18G							0				
OTHER NON-NARCOTIC	18H							0				
DRUG ABUSE GRAND TOTAL								0				
GAMBLING								0				
BOOKMAKING	19A							0				
NUMBERS	19B							0				
OTHER GAMBLING	19C							0				
FAMILY/CHILD	20							0				
DRIV. INFLC.	21						1	1			2	
LIQUOR	22						2	3			5	
DISORDERLY	24										0	
CURFEW	28										0	
RUN-AWAYS	29										0	
ALL OTHER	26		1	2				1			3	4
TOTAL ALL		M	1	2			2	5				
		F			3	1	4	8				13
GRAND TOTAL			1				6	13				13

OFFENSES KNOWN TO POLICE

CLASSIFICATION OF OFFENSES	OFFENSES REPORTED OR KNOWN	UNFOUNDED FALSE OR BASELESS	NUMBER OF ACTUAL OFFENSES	** OFFENSES CLEARED **	
				TOTAL	BY ARREST OR EXCEPTION JUVENILES ONLY
CRIMINAL HOMICIDE MURDER & NONNEG MANSL MANSL BY NEGLIGENCE					
TOTAL	0	0	0	0	0
FORCIBLE RAPE RAPE BY FORCE ATTMPTD FORCIBLE RAPE					
TOTAL	0	0	0	0	0
ROBBERY FIREARM KNIFE/CUTTING INSTRMT OTHER DANGEROUS WEAPON STRONG-ARM (HANDS, FISTS)					
TOTAL	0	0	0	0	0
ASSAULT FIREARM KNIFE OR CUTTING INSTR. OTHER DANGEROUS WEAPON HANDS, FIST, FEET, AGGRAVTD OTHER ASSAULTS - SIMPLE					
TOTAL	10	0	10	7	0
BURGLARY FORCIBLE ENTRY UNLAWFUL ENTRY - NO FORCE ATTEMPTED FORCIBLE ENTRY					
TOTAL	10	0	10	1	0
LARCENY THEFT(EX MOTOR VEHICLES)					
TOTAL	33	0	33	4	0
MOTOR VEHICLE THEFT AUTOS TRUCKS AND BUSES OTHER VEHICLES					
TOTAL	13	3	10	7	0
ARSON* ARSON					
TOTAL	0	0	0	0	0
GRAND TOTAL	66	3	63	19	0

PROPERTY STOLEN BY CLASSIFICATION

CLASSIFICATION OF OFFENSES	NUMBER OF ACTUAL OFFENSES		VALUE OF PROPERTY STOLEN		
MURDER/MANSLAUGHTER MURDER/NONNEG MANSLAUGHTER	TOTAL	0	0	\$0.00	\$0.00
RAPE FORCIBLE RAPE	TOTAL	0	0	\$0.00	\$0.00
ROBBERY HIGHWAY (STRT,ALLEYS,ETC) COMMERCIAL HOUSE GAS OR SERVICE STATION CHAIN STORE RESIDENCE BANK MISCELLANEOUS	TOTAL	0	0	\$0.00	\$0.00
BURGLARY RESIDENCE (DWELLING) NIGHT (6PM - 6AM) DAY (6AM - 6PM) UNKNOWN NON-RESIDENCE (STORE ETC) NIGHT (6PM - 6AM) DAY (6AM - 6PM) UNKNOWN	TOTAL	10	0	\$5,569.00	\$0.00
LARCENIES BY VALUE (EX MV) \$200 AND OVER \$50 TO \$200 UNDER \$50		21 4 8		\$16,822.00 \$369.00 \$184.00	
LARCENIES BY TYPE POCKET - PICKING PURSE - SNATCHING SKOPLIFTING FROM MOTOR VEHICLES MOTOR VEH. PARTS & ACC. BICYCLES FROM BUILDINGS (EX C & H) FROM ANY COIN-OP MACHINES ALL OTHER	TOTAL	33	33	\$17,375.00	\$17,375.00
MOTOR VEHICLE THEFTS MOTOR VEHICLE THEFTS		10		\$16,650.00	
MOTOR VEHICLES RECOVERED STOLEN & REC'D LOCALLY STOLEN LOC & REC'D OTHER STOLEN OTHER & RECD LOCAL	TOTAL	10	5	\$16,650.00	\$0.00
GRAND TOTAL		53		\$39,594.00	

PROPERTY STOLEN/RECOVERED BY TYPE

TYPE OF PROPERTY	VALUE OF PROPERTY STOLEN	VALUE OF PROPERTY RECOVERED
CURRENCY, NOTES, ETC.	\$4,410.00	
JEWELRY & PRECIOUS METALS	\$550.00	
CLOTHING AND FURS	\$300.00	\$300.00
LOCALLY STOLEN MOTOR VEH.	\$16,750.00	\$9,350.00
OFFICE EQUIPMENT	\$325.00	
TV, RADIOS, CAMERAS, ETC.	\$4,213.00	\$760.00
FIREARMS	\$2,282.00	
HOUSEHOLD GOODS		
CONSUMABLE GOODS	\$165.00	
LIVESTOCK		
MISCELLANEOUS	\$10,599.00	\$1,450.00
GRAND TOTAL	\$39,594.00	\$11,860.00

AGE, SEX AND RACE OF PERSON ARRESTED

18 YEARS OF AGE AND OVER

OFFENSE	CLASS	SEX	A G E																TOTAL	R A C E						
			18	19	20	21	22	23	24	25	30	35	40	45	50	55	60	65		OV	WHT	BLK	IND	ASN		
SYNTHETIC NARCOTICS	18C																				0					
OTHER NON-NARCOTIC	18D																					0				
POSSESSION OF DRUGS																						0				
NARCOTICS	18E							1														1		1		
MARIJUANA	18F			1					2				1									3		1	3	1
SYNTHETIC NARCOTICS	18G																					0				
OTHER NON-NARCOTIC	18H																					0				
DRUG ABUSE GRAND TOTAL																						0				
GAMBLING																						0				
BOOKMAKING	19A																					0				
NUMBERS	19B																					0				
OTHER GAMBLING	19C																					0				
FAMILY/CHILD	20																					0				
DRIV. INFLC.	21								1					1	1							3		2		1
LIQUOR	22																					0				
DRUNKENNESS	23																					0				
DISORDERLY	24								6	1												7				
VAGRANCY	25									1	2											3	6			4
ALL OTHER	26								1	1												2				
TOTAL ALL			1		2	1	2	2	11	4	2	2	1	1								29				
GRAND TOTAL									3	8	5											37	23	1	13	

AGE, SEX AND RACE OF PERSONS ARRESTED

UNDER 18 YEARS OF AGE

OFFENSE	CLASS SEX	***** AGE *****					TOTAL UNDER 18	***** RACE *****					
		12/ UNDER	13 14	15	16	17		WHITE	BLACK	IND	ASIAN		
MURDER	01A						0						
MANSLAUGHTER	01B						0						
RAPE	02						0						
ROBBERY	03						0						
AGG. ASSAULT	04						0						
BURGLARY	05						0						
LARCENY	06						0						
MV. THEFT	07						0						
OTH. ASSLT.	08						0						
ARSON	09						0						
FORGERY	10						0						
FRAUD	11						0						
EMBEZZLEMENT	12						0						
STOLEN PROPERTY	13						0						
VANDALISM	14						0						
WEAPONS	15						0						
PROSTITUTION	16						0						
SEX OFFENSES	17						0						
SALE/MANUFACTURE OF DRUGS							0						
NARCOTICS	18A						0						
MARIJUANA	18B						0						
SYNTHETIC NARCOTICS	18C						0						

AGE, SEX AND RACE OF PERSONS ARRESTED
 UNDER 18 YEARS OF AGE

OFFENSE	CLASS	SEX	***** AGE *****					***** RACE *****					
			12/ UNDER	13 14	15	16	17	TOTAL UNDER 18	WHITE	BLACK	IND	ASIAN	
OTHER NON-NARCOTIC	18D							0					

POSSESSION OF DRUGS								0					

NARCOTICS	18E							0					

MARIJUANA	18F							0					

SYNTHETIC NARCOTICS	18G							0					

OTHER NON-NARCOTIC	18H							0					

DRUG ABUSE GRAND TOTAL								0					

GAMBLING								0					

BOOKMAKING	19A							0					

NUMBERS	19B							0					

OTHER GAMBLING	19C							0					

FAMILY/CHILD	20							0					

DRIV. INFLC.	21							0					

LIQUOR	22							0					

DISORDERLY	24							0					

CURFEW	28							0					

RUN-AWAYS	29							0					

ALL OTHER	26							0					

TOTAL ALL		M						0					
		F						0					

GRAND TOTAL								0					

OFFENSES KNOWN TO POLICE

CLASSIFICATION OF OFFENSES	OFFENSES REPORTED OR KNOWN	UNFOUNDED FALSE OR BASELESS	NUMBER OF ACTUAL OFFENSES	** OFFENSES CLEARED ** BY ARREST OR EXCEPTION JUVENILES ONLY	
				TOTAL	ONLY
CRIMINAL HOMICIDE					
MURDER & NONNEG MANSL	1	1			
MANSL BY NEGLIGENCE					
TOTAL	1	1	0	0	0
FORCIBLE RAPE					
RAPE BY FORCE					
ATTMPTD FORCIBLE RAPE					
TOTAL	0	0	0	0	0
ROBBERY					
FIREARM					
KNIFE/CUTTING INSTRMT					
OTHER DANGEROUS WEAPON					
STRONG-ARM (HANDS,FISTS)					
TOTAL	0	0	0	0	0
ASSAULT					
FIREARM	5		5	5	
KNIFE OR CUTTING INSTR.	1		1	1	
OTHER DANGEROUS WEAPON	8	1	7	7	
HANDS,FIST,FEET, AGGRAVTD	10		10	10	
OTHER ASSAULTS - SIMPLE	31		31	31	2
TOTAL	55	1	54	54	2
BURGLARY					
FORCIBLE ENTRY	12		12	12	5
UNLAWFUL ENTRY - NO FORCE	5		5	5	
ATTEMPTED FORCIBLE ENTRY	1		1	1	
TOTAL	18	0	18	18	5
LARCENY					
THEFT(EX MOTOR VEHICLES)	56	3	53	53	9
TOTAL	56	3	53	53	9
MOTOR VEHICLE THEFT					
AUTOS	5	1	4	4	
TRUCKS AND BUSES	4	1	3	3	
OTHER VEHICLES					
TOTAL	9	2	7	7	0
ARSON*					
ARSON					
TOTAL	0	0	0	0	0
GRAND TOTAL	139	7	132	132	16

PROPERTY STOLEN BY CLASSIFICATION

CLASSIFICATION OF OFFENSES	NUMBER OF ACTUAL OFFENSES		VALUE OF PROPERTY STOLEN		
MURDER/MANSLAUGHTER MURDER/NONNEG MANSLAUGHTER	TOTAL	0	0	\$0.00	\$0.00
RAPE FORCIBLE RAPE	TOTAL	0	0	\$0.00	\$0.00
ROBBERY HIGHWAY (STRT,ALLEYS,ETC) COMMERCIAL HOUSE GAS OR SERVICE STATION CHAIN STORE RESIDENCE BANK MISCELLANEOUS	TOTAL	0	0	\$0.00	\$0.00
BURGLARY RESIDENCE (DWELLING) NIGHT (6PM - 6AM) DAY (6AM - 6PM) UNKNOWN NON-RESIDENCE (STORE ETC) NIGHT (6PM - 6AM) DAY (6AM - 6PM) UNKNOWN	TOTAL	18	0	\$3,431.00	\$0.00
LARCENIES BY VALUE (EX MV) \$200 AND OVER \$50 TO \$200 UNDER \$50		24 13 16		\$18,604.00 \$1,689.00 \$123.00	
LARCENIES BY TYPE POCKET - PICKING PURSE - SNATCHING SHOPLIFTING FROM MOTOR VEHICLES MOTOR VEH. PARTS & ACC. BICYCLES FROM BUILDINGS (EX C & H) FROM ANY COIN-OP MACHINES ALL OTHER	TOTAL	53	53	\$20,416.00	\$20,416.00
MOTOR VEHICLE THEFTS MOTOR VEHICLE THEFTS		7		\$28,500.00	
MOTOR VEHICLES RECOVERED STOLEN & REC'D LOCALLY STOLEN LOC & REC'D OTHER STOLEN OTHER & RECD LOCAL	TOTAL	7	4	\$28,500.00	\$0.00
GRAND TOTAL		78		\$52,347.00	

PROPERTY STOLEN/RECOVERED BY TYPE

TYPE OF PROPERTY	VALUE OF PROPERTY STOLEN	VALUE OF PROPERTY RECOVERED
CURRENCY, NOTES, ETC.	\$3,033.00	\$100.00
JEWELRY & PRECIOUS METALS	\$1,500.00	\$1,300.00
CLOTHING AND FURS		
LOCALLY STOLEN MOTOR VEH.	\$28,550.00	\$21,550.00
OFFICE EQUIPMENT	\$714.00	
TV, RADIOS, CAMERAS, ETC.	\$2,617.00	\$225.00
FIREARMS	\$3,185.00	
HOUSEHOLD GOODS	\$1,905.00	
CONSUMABLE GOODS	\$201.00	
LIVESTOCK		
MISCELLANEOUS	\$10,642.00	\$180.00
GRAND TOTAL	\$52,347.00	\$23,355.00

AGE, SEX AND RACE OF PERSON ARRESTED

18 YEARS OF AGE AND OVER

OFFENSE	CLASS	SEX	A G E														OV	TOTAL	R A C E				
			18	19	20	21	22	23	24	25	30	35	40	45	50	55			60	65	WHT	BLK	IND
SYNTHETIC NARCOTICS																		0					
18C																		0					
OTHER NON-NARCOTIC																		0					
18D																		0					
POSSESSION OF DRUGS																		0					
																		0					
NARCOTICS						1			1			1						1	3		1		
18E												1											
MARIJUANA								1	1			1						3					
18F												1						1	4				
SYNTHETIC NARCOTICS																		0					
18G																		0					
OTHER NON-NARCOTIC																		0					
18H																		0					
DRUG ABUSE GRAND TOTAL																		0					
																		0					
GAMBLING																		0					
																		0					
BOOKMAKING																		0					
19A																		0					
NUMBERS																		0					
19B																		0					
OTHER GAMBLING																		0					
19C																		0					
FAMILY/CHILD																		0					
20																		0					
DRIV. INFLC.			2	2	2	1	1	1	2	8	10	4	2		1	1	1	1	39				
21			1	1	1	2				2		1							8	37	1	9	
LIQUOR			4	11	9	1					3		1						29				
22			7	3	2		1	1											14	33		9	
DRUNKENNESS																			0				
23																			0				
DISORDERLY						1			3	5	7								16				
24																			0	12		4	
VAGRANCY																			0				
25																			0				
ALL OTHER			1		3		1	2	8	20	24	4		1				1	65				
26			2	3		1				1									7	61		11	
TOTAL ALL			12	15	16	10	3	4	18	56	65	19	5	1	1	1	3	3	232				
			10	7	3	4	1	2		5	4	4	2	1					43	216	3	50	
GRAND TOTAL			22	22	19	14	4	6		61	69	23	7	2					275	216	3	50	

AGE, SEX AND RACE OF PERSONS ARRESTED

UNDER 18 YEARS OF AGE

OFFENSE	CLASS SEX	***** AGE *****					***** RACE *****				
		12/ UNDER	13 14	15	16	17	TOTAL UNDER 18	WHITE	BLACK	IND	ASIAN
MURDER	01A						0				
MANSLAUGHTER	01B						0				
RAPE	02						0				
ROBBERY	03						0				
AGG. ASSAULT	04						0				
BURGLARY	05	3					3				
LARCENY	06	2		3			7				
MV. THEFT	07						0				
OTH. ASSLT.	08			1	1	1	3			3	
ARSON	09						0				
FORGERY	10						0				
FRAUD	11						0				
EMBEZZLEMENT	12						0				
STOLEN PROPERTY	13						0				
VANDALISM	14		3		1	1	5			5	
WEAPONS	15						0				
PROSTITUTION	16						0				
SEX OFFENSES	17					1	1				1
SALE/MANUFACTURE OF DRUGS							0				
NARCOTICS	18A						0				
MARIJUANA	18B						0				
SYNTHETIC NARCOTICS	18C						0				

AGE, SEX AND RACE OF PERSONS ARRESTED
UNDER 18 YEARS OF AGE

OFFENSE	CLASS	SEX	***** AGE *****					***** RACE *****				
			12/ UNDER	13 14	15	16	17	TOTAL UNDER 18	WHITE	BLACK	IND	ASIAN
OTHER NON-NARCOTIC	18D							0				
POSSESSION OF DRUGS								0				
NARCOTICS	18E							0				
MARIJUANA	18F							0				
SYNTHETIC NARCOTICS	18G							0				
OTHER NON-NARCOTIC	18H							0				
DRUG ABUSE GRAND TOTAL								0				
GAMBLING								0				
BOOKMAKING	19A							0				
NUMBERS	19B							0				
OTHER GAMBLING	19C							0				
FAMILY/CHILD	20							0				
DRIV. INFLC.	21					3		3		2		1
LIQUOR	22			1	2	3	5	11		14		2
DISORDERLY	24			2	1	2		5				
CURFEW	28							0				
RUN-AWAYS	29							0				
ALL OTHER	26			3		1		4		4		
TOTAL ALL		M	7	7	6	9	8	37				
		F	4	2	1	2		9	42			4
GRAND TOTAL			11	9	7	11		46	42			4

OFFENSES KNOWN TO POLICE

CLASSIFICATION OF OFFENSES -----	OFFENSES REPORTED OR KNOWN	UNFOUNDED FALSE OR BASELESS	NUMBER OF ACTUAL OFFENSES	** OFFENSES CLEARED ** BY ARREST OR EXCEPTION JUVENILES	
				TOTAL	ONLY
CRIMINAL HOMICIDE MURDER & NONNEG MANSL MANSL BY NEGLIGENCE					
TOTAL	0	0	0	0	0

FORCIBLE RAPE RAPE BY FORCE ATTMPTD FORCIBLE RAPE					
TOTAL	0	0	0	0	0

ROBBERY FIREARM KNIFE/CUTTING INSTRMT OTHER DANGEROUS WEAPON STRONG-ARM (HANDS, FISTS)					
TOTAL	0	0	0	0	0

ASSAULT FIREARM KNIFE OR CUTTING INSTR. OTHER DANGEROUS WEAPON HANDS, FIST, FEET, AGGRAVTD OTHER ASSAULTS - SIMPLE					
TOTAL	73	0	73	62	6

BURGLARY FORCIBLE ENTRY UNLAWFUL ENTRY - NO FORCE ATTEMPTED FORCIBLE ENTRY					
TOTAL	15	0	15	10	2

LARCENY THEFT(EX MOTOR VEHICLES)					
TOTAL	84	0	84	44	6

MOTOR VEHICLE THEFT AUTOS TRUCKS AND BUSES OTHER VEHICLES					
TOTAL	4	0	4	2	0

ARSON* ARSON					
TOTAL	0	0	0	0	0

GRAND TOTAL	176	0	176	118	14

PROPERTY STOLEN BY CLASSIFICATION

CLASSIFICATION OF OFFENSES	NUMBER OF ACTUAL OFFENSES		VALUE OF PROPERTY STOLEN		
MURDER/MANSLAUGHTER					
MURDER/NONNEG MANSLAUGHTER					
	TOTAL	0	0	\$0.00	\$0.00
RAPE					
FORCIBLE RAPE					
	TOTAL	0	0	\$0.00	\$0.00
ROBBERY					
HIGHWAY (STRT,ALLEYS,ETC)					
COMMERCIAL HOUSE					
GAS OR SERVICE STATION					
CHAIN STORE					
RESIDENCE					
BANK					
MISCELLANEOUS					
	TOTAL	0	0	\$0.00	\$0.00
BURGLARY					
RESIDENCE (DWELLING)					
NIGHT (6PM - 6AM)		3			
DAY (6AM - 6PM)		2			
UNKNOWN		1			
NON-RESIDENCE (STORE ETC)					
NIGHT (6PM - 6AM)		5			
DAY (6AM - 6PM)		1			
UNKNOWN		3			
	TOTAL	15	0	\$0.00	\$0.00
LARCENIES BY VALUE (EX MV)					
\$200 AND OVER		37		\$42,985.00	
\$50 TO \$200		16		\$1,589.00	
UNDER \$50		31		\$316.00	
LARCENIES BY TYPE					
POCKET - PICKING					
PURSE - SNATCHING					
SHOPLIFTING			2	\$18.00	
FROM MOTOR VEHICLES			9	\$3,140.00	
MOTOR VEH. PARTS & ACC.					
BICYCLES					
FROM BUILDINGS (EX C & H)			1	\$250.00	
FROM ANY COIN-OP MACHINES					
ALL OTHER			72	\$41,482.00	
	TOTAL	84	84	\$44,890.00	\$44,890.00
MOTOR VEHICLE THEFTS					
MOTOR VEHICLE THEFTS		4		\$9,600.00	
MOTOR VEHICLES RECOVERED					
STOLEN & REC'D LOCALLY			1		
STOLEN LOC & REC'D OTHER					
STOLEN OTHER & RECD LOCAL					
	TOTAL	4	1	\$9,600.00	\$0.00
	GRAND TOTAL	103		\$54,490.00	

PROPERTY STOLEN/RECOVERED BY TYPE

TYPE OF PROPERTY	VALUE OF PROPERTY STOLEN	VALUE OF PROPERTY RECOVERED
CURRENCY, NOTES, ETC.	\$4,754.00	\$4.00
JEWELRY & PRECIOUS METALS		
CLOTHING AND FURS	\$100.00	\$70.00
LOCALLY STOLEN MOTOR VEH.	\$5,000.00	\$5,000.00
OFFICE EQUIPMENT		
TV, RADIOS, CAMERAS, ETC.	\$1,305.00	
FIREARMS	\$3,005.00	\$1,880.00
HOUSEHOLD GOODS	\$40.00	
CONSUMABLE GOODS	\$58.00	\$8.00
LIVESTOCK		
MISCELLANEOUS	\$40,228.00	\$7,106.00
GRAND TOTAL	\$54,490.00	\$14,068.00

AGE, SEX AND RACE OF PERSON ARRESTED

18 YEARS OF AGE AND OVER

OFFENSE	CLASS	SEX	A G E																	R A C E				
			18	19	20	21	22	23	24	25	30	35	40	45	50	55	60	65	OV	TOTAL	WHT	BLK	IND	ASN
SYNTHETIC NARCOTICS																			0					
	18C																		0					
OTHER NON-NARCOTIC																			0					
	18D																		0					
POSSESSION OF DRUGS																			0					
																			0					
NARCOTICS																			0					
	18E																		0					
MARIJUANA						1	2			1	7	1							12					
	18F									3									3	12		3		
SYNTHETIC NARCOTICS																			0					
	18G																		0					
OTHER NON-NARCOTIC																			0					
	18H																		0					
DRUG ABUSE GRAND TOTAL																			0					
																			0					
GAMBLING																			0					
																			0					
BOOKMAKING																			0					
	19A																		0					
NUMBERS																			0					
	19B																		0					
OTHER GAMBLING																			0					
	19C																		0					
FAMILY/CHILD							2												2					
	20				2														2	2		2		
DRIV. INFLC.							1		2	3	20	6	6	10	1				2	51				
	21		1								1	2	1	1					6	49		8		
LIQUOR			2	5	6			1			2	3			1				20					
	22			2	2	1								1					6	15		11		
DRUNKENNESS																			0					
	23																		0					
DISORDERLY						1	1	1	1		9	6	3	1					23					
	24							1			2	1				1			5	17		11		
VAGRANCY																			0					
	25																		0					
ALL OTHER			3	4	1	5	2	2	1	17	24	12	8	2					2	83				
	26					1	1	1		3	1	1							8	63	6	21	1	
TOTAL ALL			7	9	7	12	7	7	7	65	59	27	21	8					4	240				
			1	2	4	2	3	2	2	10	6	3	2		1				38	191	9	77	1	
GRAND TOTAL			8	11	11	14	10	9	9	75	65	30	23						278	191	9	77	1	

AGE, SEX AND RACE OF PERSONS ARRESTED

UNDER 18 YEARS OF AGE

OFFENSE	CLASS SEX	***** AGE *****					***** RACE *****				
		12/ UNDER	13 14	15	16	17	TOTAL UNDER 18	WHITE	BLACK	IND	ASIAN
MURDER	01A						0				
MANSLAUGHTER	01B						0				
RAPE	02						0				
ROBBERY	03						0				
AGG. ASSAULT	04						0				
BURGLARY	05				1	3	1	5	1		4
LARCENY	06		1	1			2				
			1	1	3	1	6	3			5
MV. THEFT	07						0				
OTH. ASSLTs.	08	4	1	2			7		7		
ARSON	09						0				
FORGERY	10						0				
FRAUD	11						0				
EMBEZZLEMENT	12						0				
STOLEN PROPERTY	13						0				
VANDALISM	14		2	1	1		4				
							0	3		1	
WEAPONS	15						0				
PROSTITUTION	16						0				
SEX OFFENSES	17						0				
SALE/MANUFACTURE OF DRUGS							0				
NARCOTICS	18A						0				
MARIJUANA	18B						0				
SYNTHETIC NARCOTICS	18C						0				

AGE, SEX AND RACE OF PERSONS ARRESTED

UNDER 18 YEARS OF AGE

OFFENSE	CLASS SEX	***** AGE *****					***** RACE *****				
		12/ UNDER	13 14	15	16	17	TOTAL UNDER 18	WHITE	BLACK	IND	ASIAN
OTHER NON-NARCOTIC	18D			1			1				1
POSSESSION OF DRUGS							0				0
NARCOTICS	18E						0				0
MARIJUANA	18F			1			1		1		0
SYNTHETIC NARCOTICS	18G						0				0
OTHER NON-NARCOTIC	18H						0				0
DRUG ABUSE GRAND TOTAL							0				0
GAMBLING							0				0
BOOKMAKING	19A						0				0
NUMBERS	19B						0				0
OTHER GAMBLING	19C						0				0
FAMILY/CHILD	20						0				0
DRIV. INFLC.	21						0				0
LIQUOR	22		3	4	3	4	11	10		12	11
DISORDERLY	24		1	1			2	2			0
CURFEW	28						0				0
RUN-AWAYS	29				1		1	1			0
ALL OTHER	26		3	4	1	2	10	9		1	0
TOTAL ALL	M	4	8	15	6	6	39				
	F		4	2	9	7	22	37		24	
GRAND TOTAL		4	12	17	15	13	61	37		24	

OFFENSES KNOWN TO POLICE

CLASSIFICATION OF OFFENSES	OFFENSES REPORTED OR KNOWN	UNFOUNDED FALSE OR BASELESS	NUMBER OF ACTUAL OFFENSES	** OFFENSES CLEARED ** BY ARREST OR EXCEPTION JUVENILES ONLY	
				TOTAL	ONLY
CRIMINAL HOMICIDE					
MURDER & NONNEG MANSL	1		1	1	
MANSL BY NEGLIGENCE					
TOTAL	1	0	1	1	0
FORCIBLE RAPE					
RAPE BY FORCE	18		18	2	
ATTMPTD FORCIBLE RAPE					
TOTAL	18	0	18	2	0
ROBBERY					
FIREARM	10		10	3	
KNIFE/CUTTING INSTRMT	5		5	1	1
OTHER DANGEROUS WEAPON	2		2		
STRONG-ARM (HANDS, FISTS)	22		22	5	
TOTAL	39	0	39	9	1
ASSAULT					
FIREARM	19		19	14	1
KNIFE OR CUTTING INSTR.	41		41	25	4
OTHER DANGEROUS WEAPON	41		41	23	3
HANDS, FIST, FEET, AGGRAVTD	70		70	39	2
OTHER ASSAULTS - SIMPLE	234		234	140	16
TOTAL	405	0	405	241	26
BURGLARY					
FORCIBLE ENTRY	219	1	218	40	7
UNLAWFUL ENTRY - NO FORCE	117	1	116	9	2
ATTEMPTED FORCIBLE ENTRY	16		16	1	
TOTAL	352	2	350	50	9
LARCENY					
THEFT(EX MOTOR VEHICLES)	1513	12	1501	503	200
TOTAL	1513	12	1501	503	200
MOTOR VEHICLE THEFT					
AUTOS	117	7	110	16	7
TRUCKS AND BUSES	58	3	55	4	
OTHER VEHICLES	12		12		
TOTAL	187	10	177	20	7
ARSON*					
ARSON	5		5	3	
TOTAL	5	0	5	3	0
GRAND TOTAL	2520	24	2496	829	243

PROPERTY STOLEN BY CLASSIFICATION

CLASSIFICATION OF OFFENSES	NUMBER OF ACTUAL OFFENSES		VALUE OF PROPERTY STOLEN	
MURDER/MANSLAUGHTER				
MURDER/NONNEG MANSLAUGHTER	1			
	TOTAL	1	0	\$0.00

RAPE				
FORCIBLE RAPE	18			
	TOTAL	18	0	\$0.00

ROBBERY				
HIGHWAY (STRT,ALLEYS,ETC)	21		\$8,115.00	
COMMERCIAL HOUSE	6		\$1,006.00	
GAS OR SERVICE STATION	1		\$117.00	
CHAIN STORE	2		\$6,334.00	
RESIDENCE	5		\$1,953.00	
BANK	2		\$12,085.00	
MISCELLANEOUS	2		\$2,093.00	
	TOTAL	39	0	\$31,703.00

BURGLARY				
RESIDENCE (DWELLING)				
NIGHT (6PM - 6AM)	28		\$22,594.00	
DAY (6AM - 6PM)	61		\$49,513.00	
UNKNOWN	64		\$54,434.00	
NON-RESIDENCE (STORE ETC)				
NIGHT (6PM - 6AM)	71		\$119,089.00	
DAY (6AM - 6PM)	6		\$598.00	
UNKNOWN	120		\$135,354.00	
	TOTAL	350	0	\$381,582.00

LARCENIES BY VALUE (EX MV)				
\$200 AND OVER	532		\$481,347.00	
\$50 TO \$200	440		\$50,020.00	
UNDER \$50	529		\$9,109.00	

LARCENIES BY TYPE				
POCKET - PICKING		2		\$82.00
PURSE - SNATCHING		4		\$447.00
SHOPLIFTING	464		\$15,266.00	
FROM MOTOR VEHICLES	194		\$64,669.00	
MOTOR VEH. PARTS & ACC.	46		\$8,992.00	
BICYCLES	227		\$48,232.00	
FROM BUILDINGS (EX C & H)	295		\$178,046.00	
FROM ANY COIN-OP MACHINES	5		\$149.00	
ALL OTHER	264		\$224,593.00	
	TOTAL	1501	1501	\$540,476.00

MOTOR VEHICLE THEFTS				
MOTOR VEHICLE THEFTS	177		\$842,705.00	

MOTOR VEHICLES RECOVERED				
STOLEN & REC'D LOCALLY		96		
STOLEN LOC & REC'D OTHER		44		
STOLEN OTHER & RECD LOCAL		4		
	TOTAL	177	144	\$842,705.00

GRAND TOTAL	2086			1,796,466.00

PROPERTY STOLEN/RECOVERED BY TYPE

TYPE OF PROPERTY	VALUE OF PROPERTY STOLEN	VALUE OF PROPERTY RECOVERED
-----	-----	-----
CURRENCY, NOTES, ETC.	\$310,352.00	\$15,612.00
JEWELRY & PRECIOUS METALS	\$125,716.00	\$10,482.00
CLOTHING AND FURS	\$54,775.00	\$11,390.00
LOCALLY STOLEN MOTOR VEH.	\$842,705.00	\$733,055.00
OFFICE EQUIPMENT	\$46,168.00	
TV, RADIOS, CAMERAS, ETC.	\$70,077.00	\$10,056.00
FIREARMS	\$12,513.00	\$4,484.00
HOUSEHOLD GOODS	\$12,618.00	\$861.00
CONSUMABLE GOODS	\$5,151.00	\$2,771.00
LIVESTOCK	\$724.00	\$242.00
MISCELLANEOUS	\$315,667.00	\$82,854.00
-----	-----	-----
GRAND TOTAL	\$1,796,466.00	\$871,807.00

AGE, SEX AND RACE OF PERSON ARRESTED

18 YEARS OF AGE AND OVER

OFFENSE	CLASS	SEX	A G E														OV	TOTAL	R A C E					
			18	19	20	21	22	23	24	25	30	35	40	45	50	55			60	65	WHT	BLK	IND	ASN
			29	34	39	44	49	54	59	64														
SYNTHETIC NARCOTICS	M				1	1														2				
18C	F																			0	2			
OTHER NON-NARCOTIC	M																			1				
18D	F																			0		1		
POSSESSION OF DRUGS																				0				
																				0				
NARCOTICS	M		1			1	1		2	2	4	5	2	1						19				
18E	F								1	1										2	14	2	5	
MARIJUANA	M		1			1	2	2	1	5	6	2	1				1			22				
18F	F										1									1	12	1	10	
SYNTHETIC NARCOTICS	M																			0				
18G	F																			0				
OTHER NON-NARCOTIC	M																			0				
18H	F																			0				
GAMBLING																				0				
																				0				
BOOKMAKING	M																			0				
19A	F																			0				
NUMBERS	M																			0				
19B	F																			0				
OTHER GAMBLING	M																1	1		3				
19C	F																			0	3			
FAMILY/CHILD	M																			0				
20	F																			0				
DRIV. INFLC.	M		5	7	2	6	5	2	9	29	19	29	11	7	4	5	3	2		145				
21	F			3	2			1	2	8	11	5	1	3						36	116	11	52	2
LIQUOR	M		28	34	37	5	8	9	8	38	43	30	26	24	22	11	4	16		343				
22	F		16	9	2	2	3	5	3	13	17	6	4	8	3	1	3			95	171	11	253	3
DRUNKENNESS	M																			0				
23	F																			0				
DISORDERLY	M		2	3	1	9	6	9	16	44	29	24	4	3	6	2		5		163				
24	F					2			4	19	7	5	2	2		1				42	82	22	101	
VAGRANCY	M				1															1				
25	F																			0	1			
ALL OTHER	M		28	38	44	41	38	43	42	199	138	108	35	27	14	12	4	6		817				
26	F		13	9	3	14	11	7	4	48	27	20	4	11	4	2	5	3		185	527	121	348	6
TOTAL ALL			103	108	119	115	81	84	114	494	344	297	116	87	65	37	14	33		2211	1409	292	1012	21
			50	22	16	25	27	19	18	121	94	55	18	33	8	5	9	3		523				
GRAND TOTAL			153	130	135	140	108	103	132	615	438	352	134	120	73	42	23	36		2734	1409	292	1012	21

AGE, SEX AND RACE OF PERSONS ARRESTED

UNDER 18 YEARS OF AGE

OFFENSE	CLASS	SEX	***** AGE *****					***** RACE *****				
			12/ UNDER	13 14	15	16	17	TOTAL UNDER 18	WHITE	BLACK	IND	ASIAN
MURDER	01A	M				1		1				
		F						0	1			
MANSLAUGHTER	01B	M						0				
		F						0				
RAPE	02	M						0				
		F						0				
ROBBERY	03	M	1				1	2				
		F						0	2			
AGG. ASSAULT	04	M		2		3	5	10				
		F						0	5	2	3	
BURGLARY	05	M	6	5	6	4	6	27				
		F			1	1		2	22	4	3	
LARCENY	06	M	36	48	33	44	33	194				
		F	13	31	29	16	11	100	200	32	59	3
MV. THEFT	07	M	7	8	2	2	4	23				
		F	2	3				5	21	3	4	
OTH. ASSLTs.	08	M	4	3	2	6	3	18				
		F		4	1	2	5	12	13	5	12	
ARSON	09	M	1					1				
		F						0			1	
FORGERY	10	M						0				
		F						0				
FRAUD	11	M						0				
		F						0				
EMBEZZLEMENT	12	M						0				
		F						0				
STOLEN PROPERTY	13	M						0				
		F						0				
VANDALISM	14	M	9	10	4	1	2	26				
		F	1				2	3	15	3	11	
WEAPONS	15	M	2	2		3	1	8				
		F			2		1	3	6	1	4	
PROSTITUTION	16	M						0				
		F						0				
SEX OFFENSES	17	M		2				2				
		F					1	1	2	1		
SALE/MANUFACTURE OF DRUGS								0				
								0				
NARCOTICS	18A	M	1					1				
		F			1			1	1		1	
MARIJUANA	18B	M			1		1	2				
		F						0	2			
SYNTHETIC NARCOTICS	18C	M						0				
		F						0				

AGE, SEX AND RACE OF PERSONS ARRESTED

UNDER 18 YEARS OF AGE

OFFENSE	CLASS	SEX	***** AGE *****					***** RACE *****				
			12/ UNDER	13 14	15	16	17	TOTAL UNDER 18	WHITE	BLACK	IND	ASIAN
OTHER NON-NARCOTIC	18D	M F						0 0				
POSSESSION OF DRUGS								0 0				
NARCOTICS	18E	M F				1		1 0		1		
MARIJUANA	18F	M F		3	2	2	1	8 0		7		1
SYNTHETIC NARCOTICS	18G	M F						0 0				
OTHER NON-NARCOTIC	18H	M F						0 0				
GAMBLING								0 0				
BOOKMAKING	19A	M F						0 0				
NUMBERS	19B	M F						0 0				
OTHER GAMBLING	19C	M F						0 0				
FAMILY/CHILD	20	M F				1		1 0				1
DRIV. INFLC.	21	M F				1	2	3 0		1		2
LIQUOR	22	M F	3	3 14	6 11	11 14	19 13	42 52	30	6	58	
DISORDERLY	24	M F				2 1	1 1	3 4	1	3	3	
CURFEW	28	M F	12	16 1	9 6	1		38 7	13	12	20	
RUN-AWAYS	29	M F						0 0				
ALL OTHER	26	M F	7 4	7 2	11 6	8 5	9 3	42 20	39	4	19	
TOTAL ALL		M F	89 20	109 55	76 58	91 40	88 37	453 210	382	76	202	3
GRAND TOTAL			109	164	134	131	125	663	382	76	202	3

OFFENSES KNOWN TO POLICE

CLASSIFICATION OF OFFENSES -----	OFFENSES REPORTED OR KNOWN -----	UNFOUNDED FALSE OR BASELESS -----	NUMBER OF ACTUAL OFFENSES -----	** OFFENSES CLEARED ** BY ARREST OR EXCEPTION JUVENILES ONLY	
				TOTAL -----	ONLY -----
CRIMINAL HOMICIDE MURDER & NONNEG MANSL MANSL BY NEGLIGENCE					
TOTAL	0	0	0	0	0
FORCIBLE RAPE RAPE BY FORCE ATTMPTD FORCIBLE RAPE					
TOTAL	0	0	0	0	0
ROBBERY FIREARM KNIFE/CUTTING INSTRMT OTHER DANGEROUS WEAPON STRONG-ARM (HANDS, FISTS)					
TOTAL	0	0	0	0	0
ASSAULT FIREARM KNIFE OR CUTTING INSTR. OTHER DANGEROUS WEAPON HANDS, FIST, FEET, AGGRAVTD OTHER ASSAULTS - SIMPLE					
TOTAL	27	0	27	24	0
BURGLARY FORCIBLE ENTRY UNLAWFUL ENTRY - NO FORCE ATTEMPTED FORCIBLE ENTRY					
TOTAL	6	0	6	0	0
LARCENY THEFT(EX MOTOR VEHICLES)					
TOTAL	31	0	31	13	0
MOTOR VEHICLE THEFT AUTOS TRUCKS AND BUSES OTHER VEHICLES					
TOTAL	4	0	4	2	0
ARSON* ARSON					
TOTAL	0	0	0	0	0
GRAND TOTAL	68	0	68	39	0

PROPERTY STOLEN BY CLASSIFICATION

CLASSIFICATION OF OFFENSES	NUMBER OF ACTUAL OFFENSES		VALUE OF PROPERTY STOLEN		
MURDER/MANSLAUGHTER MURDER/NONNEG MANSLAUGHTER	TOTAL	0	0	\$0.00	\$0.00
RAPE FORCIBLE RAPE	TOTAL	0	0	\$0.00	\$0.00
ROBBERY HIGHWAY (STRT,ALLEYS,ETC) COMMERCIAL HOUSE GAS OR SERVICE STATION CHAIN STORE RESIDENCE BANK MISCELLANEOUS	TOTAL	0	0	\$0.00	\$0.00
BURGLARY RESIDENCE (DWELLING) NIGHT (6PM - 6AM) DAY (6AM - 6PM) UNKNOWN NON-RESIDENCE (STORE ETC) NIGHT (6PM - 6AM) DAY (6AM - 6PM) UNKNOWN	TOTAL	6	0	\$176.00	\$0.00
LARCENIES BY VALUE (EX MV) \$200 AND OVER \$50 TO \$200 UNDER \$50		31		\$4.00	
LARCENIES BY TYPE POCKET - PICKING PURSE - SNATCHING SHOPLIFTING FROM MOTOR VEHICLES MOTOR VEH. PARTS & ACC. BICYCLES FROM BUILDINGS (EX C & H) FROM ANY COIN-OP MACHINES ALL OTHER	TOTAL	31	31	\$4.00	\$4.00
MOTOR VEHICLE THEFTS MOTOR VEHICLE THEFTS		4			
MOTOR VEHICLES RECOVERED STOLEN & REC'D LOCALLY STOLEN LOC & REC'D OTHER STOLEN OTHER & RECD LOCAL	TOTAL	4	0	\$0.00	\$0.00
GRAND TOTAL		41		\$180.00	

AGENCY: Haines PD

Months of 1/89 to 12/89

PROPERTY STOLEN/RECOVERED BY TYPE

TYPE OF PROPERTY -----	VALUE OF PROPERTY STOLEN -----	VALUE OF PROPERTY RECOVERED -----
CURRENCY, NOTES, ETC.	\$176.00	
JEWELRY & PRECIOUS METALS		
CLOTHING AND FURS		
LOCALLY STOLEN MOTOR VEH.		
OFFICE EQUIPMENT		
TV, RADIOS, CAMERAS, ETC.		
FIREARMS		
HOUSEHOLD GOODS		
CONSUMABLE GOODS	\$4.00	\$4.00
LIVESTOCK		
MISCELLANEOUS		

GRAND TOTAL	\$180.00	\$4.00

AGE, SEX AND RACE OF PERSON ARRESTED

18 YEARS OF AGE AND OVER

OFFENSE	CLASS	SEX	A G E														OV	TOTAL	R A C E				
			18	19	20	21	22	23	24	25	30	35	40	45	50	55			60	65	WHT	BLK	IND
SYNTHETIC NARCOTICS	18C																		0				
OTHER NON-NARCOTIC	18D																		0				
POSSESSION OF DRUGS																			0				
NARCOTICS	18E																		0				
MARIJUANA	18F																		0				
SYNTHETIC NARCOTICS	18G																		0				
OTHER NON-NARCOTIC	18H																		0				
DRUG ABUSE GRAND TOTAL																			0				
GAMBLING																			0				
BOOKMAKING	19A																		0				
NUMBERS	19B																		0				
OTHER GAMBLING	19C																		0				
FAMILY/CHILD	20																		0				
DRIV. INFLC.	21				1	1	1	2	1	7	2	6	2	1	1		2		27				
LIQUOR	22				3					2	1	3	2						8	27		8	
DRUNKENNESS	23																		3				
DISORDERLY	24											1							0	1			
VAGRANCY	25																		0				
ALL OTHER	26		1			1		2	2	1	9	5	4	1		1			24				
TOTAL ALL			2	4	2	1	3	5	2	18	11	13	5	1	1		2		70				
			1			2				5	1	3	4						16	63	3	20	
GRAND TOTAL			3			3				23	12	8	5						86	63	3	20	

AGE, SEX AND RACE OF PERSONS ARRESTED

UNDER 18 YEARS OF AGE

OFFENSE	CLASS	SEX	***** AGE *****					***** RACE *****				
			12/ UNDER	13 14	15	16	17	TOTAL UNDER 18	WHITE	BLACK	IND	ASIAN
MURDER	01A							0	0			
MANSLAUGHTER	01B							0	0			
RAPE	02							0	0			
ROBBERY	03							0	0			
AGG. ASSAULT	04							0	0			
BURGLARY	05							0	0			
LARCENY	06							0	0			
MV. THEFT	07							0	0			
OTH. ASSLT.	08							0	0			
ARSON	09							0	0			
FORGERY	10							0	0			
FRAUD	11							0	0			
EMBEZZLEMENT	12							0	0			
STOLEN PROPERTY	13							0	0			
VANDALISM	14							0	0			
WEAPONS	15							0	0			
PROSTITUTION	16							0	0			
SEX OFFENSES	17							0	0			
SALE/MANUFACTURE OF DRUGS								0	0			
NARCOTICS	18A							0	0			
MARIJUANA	18B							0	0			
SYNTHETIC NARCOTICS	18C							0	0			

AGE, SEX AND RACE OF PERSONS ARRESTED
 UNDER 18 YEARS OF AGE

OFFENSE	CLASS	SEX	***** AGE *****					***** RACE *****				
			12/ UNDER	13 14	15	16	17	TOTAL UNDER 18	WHITE	BLACK	IND	ASIAN
OTHER NON-NARCOTIC	18D							0				
POSSESSION OF DRUGS								0				
NARCOTICS	18E							0				
MARIJUANA	18F							0				
SYNTHETIC NARCOTICS	18G							0				
OTHER NON-NARCOTIC	18H							0				
DRUG ABUSE GRAND TOTAL								0				
GAMBLING								0				
BOOKMAKING	19A							0				
NUMBERS	19B							0				
OTHER GAMBLING	19C							0				
FAMILY/CHILD	20							0				
DRIV. INFLC.	21							0				
LIQUOR	22							0				
DISORDERLY	24							0				
CURFEW	28							0				
RUN-AWAYS	29							0				
ALL OTHER	26							0				
TOTAL ALL		M						0				
		F						0				
GRAND TOTAL								0				

OFFENSES KNOWN TO POLICE

CLASSIFICATION OF OFFENSES	OFFENSES REPORTED OR KNOWN	UNFOUNDED FALSE OR BASELESS	NUMBER OF ACTUAL OFFENSES	** OFFENSES CLEARED ** BY ARREST OR EXCEPTION JUVENILES ONLY	
				TOTAL	ONLY
CRIMINAL HOMICIDE					
MURDER & NONNEG MANSL	3		3	2	
MANSL BY NEGLIGENCE					
TOTAL	3	0	3	2	0
FORCIBLE RAPE					
RAPE BY FORCE	1		1		
ATTMPTD FORCIBLE RAPE					
TOTAL	1	0	1	0	0
ROBBERY					
FIREARM	1		1		
KNIFE/CUTTING INSTRMT					
OTHER DANGEROUS WEAPON					
STRONG-ARM (HANDS, FISTS)	1		1		
TOTAL	2	0	2	0	0
ASSAULT					
FIREARM	5		5	4	
KNIFE OR CUTTING INSTR.	4		4	3	1
OTHER DANGEROUS WEAPON	3		3	2	
HANDS, FIST, FEET, AGGRAVTD	12		12	6	
OTHER ASSAULTS - SIMPLE	70		70	52	1
TOTAL	94	0	94	67	2
BURGLARY					
FORCIBLE ENTRY	31		31	9	5
UNLAWFUL ENTRY - NO FORCE	23		23		
ATTEMPTED FORCIBLE ENTRY	5		5		
TOTAL	59	0	59	9	5
LARCENY					
THEFT(EX MOTOR VEHICLES)	219		219	41	14
TOTAL	219	0	219	41	14
MOTOR VEHICLE THEFT					
AUTOS	21		21	3	
TRUCKS AND BUSES	7		7	1	1
OTHER VEHICLES	2		2	1	
TOTAL	30	0	30	5	1
ARSON*					
ARSON	3		3		
TOTAL	3	0	3	0	0
GRAND TOTAL	411	0	411	124	22

PROPERTY STOLEN BY CLASSIFICATION

CLASSIFICATION OF OFFENSES	NUMBER OF ACTUAL OFFENSES		VALUE OF PROPERTY STOLEN	
MURDER/MANSLAUGHTER				
MURDER/NONNEG MANSLAUGHTER	3			
TOTAL	3	0	\$0.00	\$0.00
<hr style="border-top: 1px dashed black;"/>				
RAPE				
FORCIBLE RAPE	1			
TOTAL	1	0	\$0.00	\$0.00
<hr style="border-top: 1px dashed black;"/>				
ROBBERY				
HIGHWAY (STRT,ALLEYS,ETC)				
COMMERCIAL HOUSE	1			
GAS OR SERVICE STATION				
CHAIN STORE	1			
RESIDENCE				
BANK				
MISCELLANEOUS				
TOTAL	2	0	\$0.00	\$0.00
<hr style="border-top: 1px dashed black;"/>				
BURGLARY				
RESIDENCE (DWELLING)				
NIGHT (6PM - 6AM)	12		\$1,610.00	
DAY (6AM - 6PM)	19		\$2,229.00	
UNKNOWN	2			
NON-RESIDENCE (STORE ETC)				
NIGHT (6PM - 6AM)	4		\$132.00	
DAY (6AM - 6PM)	22		\$7,694.00	
UNKNOWN				
TOTAL	59	0	\$11,665.00	\$0.00
<hr style="border-top: 1px dashed black;"/>				
LARCENIES BY VALUE (EX MV)				
\$200 AND OVER	66		\$64,476.00	
\$50 TO \$200	48		\$4,862.00	
UNDER \$50	105		\$938.00	
<hr style="border-top: 1px dashed black;"/>				
LARCENIES BY TYPE				
POCKET - PICKING				
PURSE - SNATCHING				
SHOPLIFTING		36		\$278.00
FROM MOTOR VEHICLES		39		\$12,215.00
MOTOR VEH. PARTS & ACC.		8		\$780.00
BICYCLES		12		\$630.00
FROM BUILDINGS (EX C & H)		51		\$23,282.00
FROM ANY COIN-OP MACHINES		2		\$10.00
ALL OTHER		71		\$33,081.00
TOTAL	219	219	\$70,276.00	\$70,276.00
<hr style="border-top: 1px dashed black;"/>				
MOTOR VEHICLE THEFTS				
MOTOR VEHICLE THEFTS	30		\$4,000.00	
<hr style="border-top: 1px dashed black;"/>				
MOTOR VEHICLES RECOVERED				
STOLEN & REC'D LOCALLY		3		
STOLEN LOC & REC'D OTHER				
STOLEN OTHER & RECD LOCAL				
TOTAL	30	3	\$4,000.00	\$0.00
<hr style="border-top: 1px dashed black;"/>				
GRAND TOTAL	314		\$85,941.00	

PROPERTY STOLEN/RECOVERED BY TYPE

TYPE OF PROPERTY	VALUE OF PROPERTY STOLEN	VALUE OF PROPERTY RECOVERED
CURRENCY, NOTES, ETC.	\$20,413.00	\$316.00
JEWELRY & PRECIOUS METALS	\$1,310.00	
CLOTHING AND FURS	\$1,080.00	\$340.00
LOCALLY STOLEN MOTOR VEH.	\$4,000.00	\$3,000.00
OFFICE EQUIPMENT		
TV, RADIOS, CAMERAS, ETC.	\$10,024.00	\$420.00
FIREARMS	\$1,580.00	\$400.00
HOUSEHOLD GOODS	\$700.00	\$200.00
CONSUMABLE GOODS	\$993.00	\$96.00
LIVESTOCK		
MISCELLANEOUS	\$45,841.00	\$13,349.00
GRAND TOTAL	\$85,941.00	\$18,121.00

AGE, SEX AND RACE OF PERSON ARRESTED

18 YEARS OF AGE AND OVER

OFFENSE	CLASS	SEX	A G E																	TOTAL	R A C E														
			18	19	20	21	22	23	24	25	29	30	34	35	39	40	44	45	49		50	54	55	59	60	64	65	OV	WHT	BLK	IND	ASN			
MURDER	01A															2													2		0	2			
MANSLAUGHTER	01B																													0		0			
RAPE	02																													0		0			
ROBBERY	03																													0		0			
AGG. ASSAULT	04		1	1		1					3	3		5															14		1	14		1	
BURGLARY	05											1		2															3		0	3			
LARCENY	06		1	4	2	2			1		1						2	1		1				1					13		5	18			
MV. THEFT	07					1																							1		0	1			
OTH. ASSLT.	08		2	1	1	1			1	9	4	4	9	7	5														44		3	47			
ARSON	09																												0		0				
FORGERY	10				1							1					1												2		1	3			
FRAUD	11										5																		0		5	5			
EMBEZZLEMENT	12																												0		0				
STOLEN PROPERTY	13																												0		0				
VANDALISM	14		1	1	2					2	2		1																9		0	9			
WEAPONS	15					1						1		1					1										3		1	4			
PROSTITUTION	16																												0		0				
SEX OFFENSES	17				2					1				2	1														4		2	6			
SALE/MANUFACTURE OF DRUGS																													0		0				
NARCOTICS	18A						1			1		1																	3		1	4			
MARIJUANA	18B																												0		0				

AGE, SEX AND RACE OF PERSON ARRESTED

18 YEARS OF AGE AND OVER

OFFENSE	CLASS	SEX	A G E																	R A C E												
			18	19	20	21	22	23	24	25	29	30	34	35	39	40	44	45	49	50	54	55	59	60	64	65	OV	TOTAL	WHT	BLK	IND	ASN
			25	30	35	40	45	50	55	60	65	OV	TOTAL	WHT	BLK	IND	ASN															
SYNTHETIC NARCOTICS	18C																										0					
OTHER NON-NARCOTIC	18D																										0					
POSSESSION OF DRUGS																											0					
NARCOTICS	18E																										3					
MARIJUANA	18F																										1					
SYNTHETIC NARCOTICS	18G																										0					
OTHER NON-NARCOTIC	18H																										0					
DRUG ABUSE GRAND TOTAL																											0					
GAMBLING																											0					
BOOKMAKING	19A																										0					
NUMBERS	19B																										0					
OTHER GAMBLING	19C																										0					
FAMILY/CHILD	20																										0					
DRIV. INFLC.	21		2	2	4	8	3	2	4	22	14	15	12	1	2								1	2		94						
LIQUOR	22		15	14	10	1				1																41						
DRUNKENNESS	23		2	1	1																					4	45					
DISORDERLY	24																									0						
VAGRANCY	25																									0						
ALL OTHER	26		6	9	14	7	7	3	8	28	21	14	10	6	2	3										138						
TOTAL ALL			28	32	35	22	11	7	13	68	48	34	43	21	9	4	2	2								379						
GRAND TOTAL			9	4	5	3	2	1	1	15	15	4	5	1	3											68	442			5		
GRAND TOTAL			37	36	40	25	13	8	14	83	63	38	48	22	12											447	442			5		

AGE, SEX AND RACE OF PERSONS ARRESTED

UNDER 18 YEARS OF AGE

OFFENSE	CLASS SEX	***** AGE *****					***** RACE *****				
		12/ UNDER	13 14	15	16	17	TOTAL UNDER 18	WHITE	BLACK	IND	ASIAN
MURDER	01A						0				
MANSLAUGHTER	01B						0				
RAPE	02						0				
ROBBERY	03						0				
AGG. ASSAULT	04		1				1		1		
BURGLARY	05		1	7			8		8		
LARCENY	06	5	1	1		3	10		17		
MV. THEFT	07		1				1		1		
OTH. ASSLTs.	08		1				1		1		
ARSON	09						0				
FORGERY	10						0				
FRAUD	11						0				
EMBEZZLEMENT	12						0				
STOLEN PROPERTY	13						0				
VANDALISM	14		1	1	2		4		4		
WEAPONS	15						0				
PROSTITUTION	16						0				
SEX OFFENSES	17				1		1		1		
SALE/MANUFACTURE OF DRUGS							0				
NARCOTICS	18A						0				
MARIJUANA	18B			1			1		1		
SYNTHETIC NARCOTICS	18C						0				

AGE, SEX AND RACE OF PERSONS ARRESTED

UNDER 18 YEARS OF AGE

OFFENSE	CLASS	SEX	***** AGE *****					***** RACE *****				
			12/ UNDER	13 14	15	16	17	TOTAL UNDER 18	WHITE	BLACK	IND	ASIAN
OTHER NON-NARCOTIC	18D							0				

POSSESSION OF DRUGS								0				

NARCOTICS	18E							0				

MARIJUANA	18F							0				

SYNTHETIC NARCOTICS	18G							0				

OTHER NON-NARCOTIC	18H							0				

DRUG ABUSE GRAND TOTAL								0				

GAMBLING								0				

BOOKMAKING	19A							0				

NUMBERS	19B							0				

OTHER GAMBLING	19C							0				

FAMILY/CHILD	20							0				

DRIV. INFLC.	21						3	3			3	

LIQUOR	22			1	3	4	16	24				

DISORDERLY	24						3	6			30	

CURFEW	28							0				

RUN-AWAYS	29				1			1				

ALL OTHER	26			3		1	6	9				

TOTAL ALL		M	5	8	14	8	28	63				
		F		7	2	5	3	17			80	

GRAND TOTAL			5	15	16	13	31	80			80	

OFFENSES KNOWN TO POLICE

CLASSIFICATION OF OFFENSES	OFFENSES REPORTED OR KNOWN	UNFOUNDED FALSE OR BASELESS	NUMBER OF ACTUAL OFFENSES	** OFFENSES CLEARED ** BY ARREST OR EXCEPTION JUVENILES ONLY	
				TOTAL	ONLY
CRIMINAL HOMICIDE					
MURDER & NONNEG MANSL	1		1	1	
MANSL BY NEGLIGENCE					
TOTAL	1	0	1	1	0
FORCIBLE RAPE					
RAPE BY FORCE	14	9	5	8	2
ATTEMPTD FORCIBLE RAPE					
TOTAL	14	9	5	8	2
ROBBERY					
FIREARM	1		1	1	
KNIFE/CUTTING INSTRMT	1		1	1	
OTHER DANGEROUS WEAPON					
STRONG-ARM (HANDS, FISTS)					
TOTAL	2	0	2	2	0
ASSAULT					
FIREARM	2		2	1	
KNIFE OR CUTTING INSTR.	4		4	2	
OTHER DANGEROUS WEAPON	3		3		
HANDS, FIST, FEET, AGGRAVTD	10	1	9	7	
OTHER ASSAULTS - SIMPLE	403	1	402	366	21
TOTAL	422	2	420	376	21
BURGLARY					
FORCIBLE ENTRY	87	1	86	9	2
UNLAWFUL ENTRY - NO FORCE	6		6	1	
ATTEMPTED FORCIBLE ENTRY	22		22	1	
TOTAL	115	1	114	11	2
LARCENY					
THEFT(EX MOTOR VEHICLES)	859		859	314	40
TOTAL	859	0	859	314	40
MOTOR VEHICLE THEFT					
AUTOS	48	3	45	33	1
TRUCKS AND BUSES	5		5	3	
OTHER VEHICLES	11		11	6	1
TOTAL	64	3	61	42	2
ARSON*					
ARSON					
TOTAL	0	0	0	0	0
GRAND TOTAL	1477	15	1462	754	67

PROPERTY STOLEN BY CLASSIFICATION

CLASSIFICATION OF OFFENSES	NUMBER OF ACTUAL OFFENSES		VALUE OF PROPERTY STOLEN	
MURDER/MANSLAUGHTER				
MURDER/NONNEG MANSLAUGHTER	1			
	TOTAL	1	0	\$0.00 \$0.00
RAPE				
FORCIBLE RAPE	5			
	TOTAL	5	0	\$0.00 \$0.00
ROBBERY				
HIGHWAY (STRT, ALLEYS, ETC)				
COMMERCIAL HOUSE	1			
GAS OR SERVICE STATION				
CHAIN STORE				
RESIDENCE	1			
BANK				
MISCELLANEOUS				
	TOTAL	2	0	\$0.00 \$0.00
BURGLARY				
RESIDENCE (DWELLING)				
NIGHT (6PM - 6AM)	11		\$250.00	
DAY (6AM - 6PM)	16		\$4,885.00	
UNKNOWN	36		\$16,523.00	
NON-RESIDENCE (STORE ETC)				
NIGHT (6PM - 6AM)	8		\$800.00	
DAY (6AM - 6PM)	10		\$871.00	
UNKNOWN	33		\$8,934.00	
	TOTAL	114	0	\$32,263.00 \$0.00
LARCENIES BY VALUE (EX MV)				
\$200 AND OVER	254		\$187,158.00	
\$50 TO \$200	236		\$24,252.00	
UNDER \$50	369		\$3,920.00	
LARCENIES BY TYPE				
POCKET - PICKING				
PURSE - SNATCHING				
SHOPLIFTING		98	\$4,206.00	
FROM MOTOR VEHICLES		139	\$24,855.00	
MOTOR VEH. PARTS & ACC.				
BICYCLES		160	\$28,459.00	
FROM BUILDINGS (EX C & H)		274	\$120,335.00	
FROM ANY COIN-OP MACHINES		1		
ALL OTHER		187	\$37,475.00	
	TOTAL	859	859	\$215,330.00 \$215,330.00
MOTOR VEHICLE THEFTS				
MOTOR VEHICLE THEFTS	61		\$247,200.00	
MOTOR VEHICLES RECOVERED				
STOLEN & REC'D LOCALLY		53		
STOLEN LOC & REC'D OTHER				
STOLEN OTHER & RECD LOCAL				
	TOTAL	61	53	\$247,200.00 \$0.00
	GRAND TOTAL	1042		\$494,793.00

PROPERTY STOLEN/RECOVERED BY TYPE

TYPE OF PROPERTY	VALUE OF PROPERTY STOLEN	VALUE OF PROPERTY RECOVERED
-----	-----	-----
CURRENCY, NOTES, ETC.	\$42,264.00	\$8,920.00
JEWELRY & PRECIOUS METALS	\$30,737.00	\$6,420.00
CLOTHING AND FURS	\$9,546.00	\$871.00
LOCALLY STOLEN MOTOR VEH.	\$247,200.00	\$230,050.00
OFFICE EQUIPMENT		
TV, RADIOS, CAMERAS, ETC.	\$44,168.00	\$1,433.00
FIREARMS	\$9,117.00	\$3,657.00
HOUSEHOLD GOODS		
CONSUMABLE GOODS	\$556.00	\$441.00
LIVESTOCK		
MISCELLANEOUS	\$111,205.00	\$24,121.00
-----	-----	-----
GRAND TOTAL	\$494,793.00	\$275,913.00

AGE, SEX AND RACE OF PERSON ARRESTED

18 YEARS OF AGE AND OVER

OFFENSE	CLASS	SEX	A G E																	R A C E						
			18	19	20	21	22	23	24	25	30	35	40	45	50	55	60	65	TOTAL	WHT	BLK	IND	ASN			
			29	34	39	44	49	54	59	64	OV															
MURDER	01A										1										1					
												1										1	2			
MANSLAUGHTER	01B																					0				
																						0				
RAPF	02												1									1				
																						0	1			
ROBBERY	03											1				1						2				
																						1	2	1		
AGG. ASSAULT	04											2										8				
												1	1									3	7			4
BURGLARY	05					1						1										2				
													1									1	3			
LARCENY	06		5	3	2	2	2	3	1	12	4	5	2	3	1						1	47				
			1							1	3	4	1									2	13	27		33
MV. THEFT	07		1				4					1										6				
																						0	6			
OTH. ASSLT.	08		2	2	1	2	7	6	5	43	37	19	8	7	6						1	146				
			1					2		7	8	3										21	90	3	74	
ARSON	09																					0				
																						0				
FORGERY	10										1											1				
																						0	1			
FRAUD	11																					0				
																						0				
EMBEZZLEMENT	12																					0				
																						0				
STOLEN PROPERTY	13																					0				
																						0				
VANDALISM	14		2	1	1	1	1	1		12	10	2	1									32				
												3										3	19			16
WEAPONS	15					1	1	2			2	1	1	3								11				
																						1	8			4
PROSTITUTION	16																					0				
																						0				
SEX OFFENSES	17		1								1	1		2	2	1						8				
																						0	3			5
SALE/MANUFACTURE OF DRUGS																						0				
																						0				
NARCOTICS	18A										1	1			1							3				
																						0	2			1
MARIJUANA	18B		3	2	2					1		3	1									12				
																						1	10			3

AGE, SEX AND RACE OF PERSON ARRESTED

18 YEARS OF AGE AND OVER

OFFENSE	CLASS	SEX	A G E																	R A C E				
			18	19	20	21	22	23	24	25	30	35	40	45	50	55	60	65	OV	TOTAL	WHT	BLK	IND	ASN
			29	34	39	44	49	54	59	64														
SYNTHETIC NARCOTICS	18C																		0					
OTHER NON-NARCOTIC	18D																		0					
POSSESSION OF DRUGS																			0					
NARCOTICS	18E																		0					
MARIJUANA	18F		4	1		1	2		1	7	8								24					
										1	1	1							3	16		11		
SYNTHETIC NARCOTICS	18G																		0					
OTHER NON-NARCOTIC	18H																		0					
DRUG ABUSE GRAND TOTAL																			0					
GAMBLING																			0					
BOOKMAKING	19A																		0					
NUMBERS	19B																		0					
OTHER GAMBLING	19C																		0					
FAMILY/CHILD	20							1	1		1								3					
																			0	2			1	
DRIV. INFLC.	21		5	4	6	7	5	6	6	40	36	34	20	9	5	3	3	3	192					
			1			1	1	2		6	7	5	6	3	1		1	34		176	2	48		
LIQUOR	22		34	31	16	1	1	1	1	2	1	3	2		2			95						
			8	8	14	1				1	2							34	65		64			
DRUNKENNESS	23																		0					
DISORDERLY	24		3	1	2	3	4	9	3	20	10	3	5	2				65						
						2		2	1	2	2	3				1	1	1	15	37	2	41		
VAGRANCY	25																		0					
ALL OTHER	26		27	28	17	24	21	23	13	83	94	42	25	9	13	4	9	5	437					
			1	1	5	6	3	7	7	14	17	8	2	3	9	2	2		87	247	4	273		
TOTAL ALL			87	73	49	46	46	53	31	233	208	109	69	33	29	7	14	9	1096					
			12	9	20	10	5	14	9	34	47	21	9	7	11	3	5	2	218	724	12	578		
GRAND TOTAL			99	82	69	56	51	67	40	267	255	130	78	40	40	10	19	11	1314	724	12	578		

AGE, SEX AND RACE OF PERSONS ARRESTED

UNDER 18 YEARS OF AGE

OFFENSE	CLASS SEX	***** AGE *****					***** RACE *****				
		12/ UNDER	13 14	15	16	17	TOTAL UNDER 18	WHITE	BLACK	IND	ASIAN
MURDER	01A						0				
MANSLAUGHTER	01B						0				
RAPE	02					2	2		2		
ROBBERY	03						0				
AGG. ASSAULT	04						0				
BURGLARY	05		1	1	1	1	2		3		1
LARCENY	06	3	7	5	8	3	26				
		5	7	3	4	2	21	26	1	20	
MV. THEFT	07		2				2				3
					1		1				
OTH. ASSLTs.	08	2	9		4	3	18				
			2	2	3	1	8	17			9
ARSON	09						0				
FORGERY	10					1	1		1		
FRAUD	11						0				
EMBEZZLEMENT	12						0				
STOLEN PROPERTY	13						0				
VANDALISM	14		6	2	4	6	18				
			2		1		3	13			8
WEAPONS	15					1	1				1
PROSTITUTION	16						0				
SEX OFFENSES	17						0				
SALE/MANUFACTURE OF DRUGS							0				
NARCOTICS	18A						0				
MARIJUANA	18B					1	1				1
SYNTHETIC NARCOTICS	18C						0				

AGE, SEX AND RACE OF PERSONS ARRESTED

UNDER 18 YEARS OF AGE

OFFENSE	CLASS	SEX	***** AGE *****					***** RACE *****				
			12/ UNDER	13 14	15	16	17	TOTAL UNDER 18	WHITE	BLACK	IND	ASIAN
OTHER NON-NARCOTIC	18D							0				
POSSESSION OF DRUGS								0				
NARCOTICS	18E							0				
MARIJUANA	18F			2	2	2	1	7	0	5		2
SYNTHETIC NARCOTICS	18G							0				
OTHER NON-NARCOTIC	18H							0				
DRUG ABUSE GRAND TOTAL								0				
GAMBLING								0				
BOOKMAKING	19A							0				
NUMBERS	19B							0				
OTHER GAMBLING	19C							0				
FAMILY/CHILD	20							0				
DRIV. INFLC.	21				1		3	4		3		2
LIQUOR	22			12	15	14	31	72				
DISORDERLY	24			3	1	2	1	7		2		6
CURFEW	28							0				
RUN-AWAYS	29			3	4	3	4	14		8		8
ALL OTHER	26			7	5	9	7	28				
TOTAL ALL		M	5	52	35	46	64	202				
		F	6	21	18	27	9	81	153	1	129	
GRAND TOTAL			11	73	53	73	73	283	153	1	129	

OFFENSES KNOWN TO POLICE

CLASSIFICATION OF OFFENSES	OFFENSES REPORTED OR KNOWN	UNFOUNDED FALSE OR BASELESS	NUMBER OF ACTUAL OFFENSES	** OFFENSES CLEARED **	
				TOTAL	BY ARREST OR EXCEPTION JUVENILES ONLY
CRIMINAL HOMICIDE MURDER & NONNEG MANSL MANSL BY NEGLIGENCE					
TOTAL	0	0	0	0	0
FORCIBLE RAPE RAPE BY FORCE ATTMPTD FORCIBLE RAPE					
TOTAL	0	0	0	0	0
ROBBERY FIREARM KNIFE/CUTTING INSTRMT OTHER DANGEROUS WEAPON STRONG-ARM (HANDS, FISTS)					
TOTAL	0	0	0	0	0
ASSAULT FIREARM KNIFE OR CUTTING INSTR. OTHER DANGEROUS WEAPON HANDS, FIST, FEET, AGGRAVTD OTHER ASSAULTS - SIMPLE	5 3 6 3 163		5 3 6 3 152	5 3 4 3 124	
TOTAL	180	11	169	139	7
BURGLARY FORCIBLE ENTRY UNLAWFUL ENTRY - NO FORCE ATTEMPTED FORCIBLE ENTRY	44 20 14	6 4	38 16 14	4 2	2 1
TOTAL	78	10	68	6	3
LARCENY THEFT(EX MOTOR VEHICLES)	269	15	254	86	36
TOTAL	269	15	254	86	36
MOTOR VEHICLE THEFT AUTOS TRUCKS AND BUSES OTHER VEHICLES	25 9 4	7 1	18 8 4	9 3 2	4 1 1
TOTAL	38	8	30	14	6
ARSON* ARSON	5		5	2	2
TOTAL	5	0	5	2	2
GRAND TOTAL	570	44	526	247	54

PROPERTY STOLEN BY CLASSIFICATION

CLASSIFICATION OF OFFENSES	NUMBER OF ACTUAL OFFENSES		VALUE OF PROPERTY STOLEN	
MURDER/MANSLAUGHTER MURDER/NONNEG MANSLAUGHTER				
TOTAL	0	0	\$0.00	\$0.00
<hr style="border-top: 1px dashed black;"/>				
RAPE FORCIBLE RAPE				
TOTAL	0	0	\$0.00	\$0.00
<hr style="border-top: 1px dashed black;"/>				
ROBBERY HIGHWAY (STRT,ALLEYS,ETC) COMMERCIAL HOUSE GAS OR SERVICE STATION CHAIN STORE RESIDENCE BANK MISCELLANEOUS				
TOTAL	0	0	\$0.00	\$0.00
<hr style="border-top: 1px dashed black;"/>				
BURGLARY RESIDENCE (DWELLING) NIGHT (6PM - 6AM) DAY (6AM - 6PM) UNKNOWN NON-RESIDENCE (STORE ETC) NIGHT (6PM - 6AM) DAY (6AM - 6PM) UNKNOWN				
	8		\$2,261.00	
	6		\$1,513.00	
	16		\$7,130.00	
	26		\$29,061.00	
	5		\$2,880.00	
	7		\$1,060.00	
TOTAL	68	0	\$43,905.00	\$0.00
<hr style="border-top: 1px dashed black;"/>				
LARCENIES BY VALUE (EX MV) \$200 AND OVER \$50 TO \$200 UNDER \$50				
	68		\$69,404.00	
	57		\$6,358.00	
	129		\$1,532.00	
<hr style="border-top: 1px dashed black;"/>				
LARCENIES BY TYPE POCKET - PICKING PURSE - SNATCHING SHOPLIFTING FROM MOTOR VEHICLES MOTOR VEH. PARTS & ACC. BICYCLES FROM BUILDINGS (EX C & H) FROM ANY COIN-OP MACHINES ALL OTHER				
		1		
		34		\$1,098.00
		28		\$4,564.00
		5		\$575.00
		24		\$3,764.00
		54		\$19,728.00
		5		\$220.00
		103		\$47,345.00
TOTAL	254	254	\$77,294.00	\$77,294.00
<hr style="border-top: 1px dashed black;"/>				
MOTOR VEHICLE THEFTS MOTOR VEHICLE THEFTS				
	30		\$147,700.00	
<hr style="border-top: 1px dashed black;"/>				
MOTOR VEHICLES RECOVERED STOLEN & REC'D LOCALLY STOLEN LOC & REC'D OTHER STOLEN OTHER & RECD LOCAL				
		19		
		7		
TOTAL	30	26	\$147,700.00	\$0.00
<hr style="border-top: 1px dashed black;"/>				
GRAND TOTAL	352		\$268,899.00	

PROPERTY STOLEN/RECOVERED BY TYPE

TYPE OF PROPERTY	VALUE OF PROPERTY STOLEN	VALUE OF PROPERTY RECOVERED
CURRENCY, NOTES, ETC.	\$38,678.00	\$117.00
JEWELRY & PRECIOUS METALS	\$11,328.00	\$1,368.00
CLOTHING AND FURS	\$1,150.00	\$535.00
LOCALLY STOLEN MOTOR VEH.	\$152,600.00	\$120,200.00
OFFICE EQUIPMENT	\$7,796.00	\$1,437.00
TV, RADIOS, CAMERAS, ETC.	\$5,186.00	\$297.00
FIREARMS	\$2,898.00	\$1,000.00
HOUSEHOLD GOODS	\$1,975.00	\$1,000.00
CONSUMABLE GOODS	\$3,749.00	\$674.00
LIVESTOCK		
MISCELLANEOUS	\$43,539.00	\$5,565.00
GRAND TOTAL	\$268,899.00	\$132,193.00

AGE, SEX AND RACE OF PERSON ARRESTED

18 YEARS OF AGE AND OVER

OFFENSE	CLASS	SEX	A G E															OV	TOTAL	R A C E																
			18	19	20	21	22	23	24	25	29	30	34	35	39	40	44			45	49	50	54	55	59	60	65	WIT	BLK	IND	ASN					
SYNTHETIC NARCOTICS	18C																														0					
OTHER NON-NARCOTIC	18D																															0				
POSSESSION OF DRUGS																															0					
NARCOTICS	18E					1		2																							3			3		
MARIJUANA	18F				2		1		1						1																5		4		1	
SYNTHETIC NARCOTICS	18G																														0					
OTHER NON-NARCOTIC	18H																														0					
DRUG ABUSE GRAND TOTAL																															0					
GAMBLING																															0					
BOOKMAKING	19A																														0					
NUMBERS	19B																														0					
OTHER GAMBLING	19C																														0					
FAMILY/CHILD	20														1																1				1	
DRIV. INFLC.	21			3	1		9		4	2	11	12	15	7	4	2					1	2								73						
LIQUOR	22			4	3	4																								11						
DRUNKENNESS	23			2	2																									4		15				
DISORDERLY	24								1	1																				2			3			
VAGRANCY	25																														0					
ALL OTHER	26			10	11	10	9	7	7	8	25	18	8	7	2	29														151						
TOTAL ALL				2	3		1	1		1	2	4		1																15	162		4			
GRAND TOTAL				21	24	21	23	10	15	13	53	39	35	19	7	35					1	2								318						
				4	7	1	2	1	2	3	14	13	9	6		1														63	346	2	30	3		
				25	31	22	25	11	17	16	67	52	44	25		36														381	346	2	30	3		

AGE, SEX AND RACE OF PERSONS ARRESTED

UNDER 18 YEARS OF AGE

OFFENSE	CLASS SEX	***** AGE *****					***** RACE *****				
		12/ UNDER	13 14	15	16	17	TOTAL UNDER 18	WHITE	BLACK	IND	ASIAN
MURDER	01A						0				
MANSLAUGHTER	01B						0				
RAPE	02						0				
ROBBERY	03						0				
AGG. ASSAULT	04			1	2		3	3			
BURGLARY	05	1	6	2		2	11	11			
LARCENY	06	13	11	10	3	4	41	42		2	1
MV. THEFT	07		7			2	9	8		1	
OTH. ASSLTs.	08		1	1		1	3	5		1	
ARSON	09		3				3	2		1	
FORGERY	10		1				1	1			
FRAUD	11						0				
EMBEZZLEMENT	12						0				
STOLEN PROPERTY	13						0				
VANDALISM	14	8	4	1	1	2	16	15		1	
WEAPONS	15						0				
PROSTITUTION	16						0				
SEX OFFENSES	17						0				
SALE/MANUFACTURE OF DRUGS							0				
NARCOTICS	18A						0				
MARIJUANA	18B						0				
SYNTHETIC NARCOTICS	18C						0				

AGE, SEX AND RACE OF PERSONS ARRESTED
UNDER 18 YEARS OF AGE

OFFENSE	CLASS	SEX	***** AGE *****					***** RACE *****					
			12/ UNDER	13 14	15	16	17	TOTAL UNDER 18	WHITE	BLACK	IND	ASIAN	
OTHER NON-NARCOTIC	18D							0					
POSSESSION OF DRUGS								0					
NARCOTICS	18E							0					
MARIJUANA	18F			1	1	1	1	4		2		2	
SYNTHETIC NARCOTICS	18G							0					
OTHER NON-NARCOTIC	18H							0					
DRUG ABUSE GRAND TOTAL								0					
GAMBLING								0					
BOOKMAKING	19A							0					
NUMBERS	19B							0					
OTHER GAMBLING	19C							0					
FAMILY/CHILD	20							0					
DRIV. INFLC.	21						1	1				1	
LIQUOR	22			4	1	4	1	8		9		3	
DISORDERLY	24							0					
CURFEW	28							0					
RUN-AWAYS	29		1	1	4	4	4	14					
ALL OTHER	26		4	3	1	1	2	11					
TOTAL ALL		M	27	42	20	14	19	122					
		F		7	7	7	3	24	128		17	1	
GRAND TOTAL			27	49	27	21	22	146	128		17	1	

OFFENSES KNOWN TO POLICE

CLASSIFICATION OF OFFENSES	OFFENSES REPORTED OR KNOWN	UNFOUNDED FALSE OR BASELESS	NUMBER OF ACTUAL OFFENSES	** OFFENSES CLEARED ** BY ARREST OR EXCEPTION JUVENILES ONLY	
				TOTAL	
CRIMINAL HOMICIDE					
MURDER & NONNEG MANSL	2		2	1	
MANSL BY NEGLIGENCE					
TOTAL	2	0	2	1	0
FORCIBLE RAPE					
RAPE BY FORCE	5		5	3	
ATTEMPTD FORCIBLE RAPE	3	1	2		
TOTAL	8	1	7	3	0
ROBBERY					
FIREARM	1		1	1	
KNIFE/CUTTING INSTRMT	1		1		
OTHER DANGEROUS WEAPON					
STRONG-ARM (HANDS, FISTS)	3		3		
TOTAL	5	0	5	1	0
ASSAULT					
FIREARM	5		5	283	30
KNIFE OR CUTTING INSTR.	9		9		
OTHER DANGEROUS WEAPON	5		5		
HANDS, FIST, FEET, AGGRAVTD	1		1		
OTHER ASSAULTS - SIMPLE	380	12	368		
TOTAL	400	12	388	283	30
BURGLARY					
FORCIBLE ENTRY	53		53	13	10
UNLAWFUL ENTRY - NO FORCE	36	1	35		
ATTEMPTED FORCIBLE ENTRY	5	1	4		
TOTAL	94	2	92	13	10
LARCENY					
THEFT(EX MOTOR VEHICLES)	630	14	616	110	97
TOTAL	630	14	616	110	97
MOTOR VEHICLE THEFT					
AUTOS	47	5	42	9	6
TRUCKS AND BUSES	22	3	19		
OTHER VEHICLES	12	1	11		
TOTAL	81	9	72	9	6
ARSON*					
ARSON	6		6	1	1
TOTAL	6	0	6	1	1
GRAND TOTAL	1226	38	1188	421	144

OFFENSES KNOWN TO POLICE

CLASSIFICATION OF OFFENSES	OFFENSES REPORTED OR KNOWN	UNFOUNDED FALSE OR BASELESS	NUMBER OF ACTUAL OFFENSES	** OFFENSES CLEARED ** BY ARREST OR EXCEPTION JUVENILES ONLY	
				TOTAL	ONLY
CRIMINAL HOMICIDE					
MURDER & NONNEG MANSL					
MANSL BY NEGLIGENCE					
TOTAL	0	0	0	0	0
FORCIBLE RAPE					
RAPE BY FORCE	1	1			
ATTMPTD FORCIBLE RAPE	2		2		
TOTAL	3	1	2	0	0
ROBBERY					
FIREARM	10	2	8	4	
KNIFE/CUTTING INSTRMT					
OTHER DANGEROUS WEAPON					
STRONG-ARM (HANDS, FISTS)					
TOTAL	10	2	8	4	0
ASSAULT					
FIREARM	1		1	1	
KNIFE OR CUTTING INSTR.	7		7	4	
OTHER DANGEROUS WEAPON					
HANDS, FIST, FEET, AGGRAVTD	7		7	7	
OTHER ASSAULTS - SIMPLE	272	10	262	97	
TOTAL	287	10	277	109	0
BURGLARY					
FORCIBLE ENTRY	232	62	170	60	
UNLAWFUL ENTRY - NO FORCE	4		4		
ATTEMPTED FORCIBLE ENTRY	2		2	1	
TOTAL	238	62	176	61	0
LARCENY					
THEFT(EX MOTOR VEHICLES)	445	12	433	193	10
TOTAL	445	12	433	193	10
MOTOR VEHICLE THEFT					
AUTOS	66	6	60	28	
TRUCKS AND BUSES					
OTHER VEHICLES					
TOTAL	66	6	60	28	0
ARSON*					
ARSON					
TOTAL	0	0	0	0	0
GRAND TOTAL	1049	93	956	395	10

PROPERTY STOLEN BY CLASSIFICATION

CLASSIFICATION OF OFFENSES	NUMBER OF		VALUE OF PROPERTY STOLEN		
	ACTUAL OFFENSES				
MURDER/MANSLAUGHTER MURDER/NONNEG MANSLAUGHTER	TOTAL	0	0	\$0.00	\$0.00
RAPE FORCIBLE RAPE	TOTAL	2	0	\$0.00	\$0.00
ROBBERY HIGHWAY (STRT,ALLEYS,ETC) COMMERCIAL HOUSE GAS OR SERVICE STATION CHAIN STORE RESIDENCE BANK MISCELLANEOUS	TOTAL	8	0	\$0.00	\$0.00
BURGLARY RESIDENCE (DWELLING) NIGHT (6PM - 6AM) DAY (6AM - 6PM) UNKNOWN NON-RESIDENCE (STORE ETC) NIGHT (6PM - 6AM) DAY (6AM - 6PM) UNKNOWN	TOTAL	176	0	\$2,000.00	\$0.00
LARCENIES BY VALUE (EX MV) \$200 AND OVER \$50 TO \$200 UNDER \$50		2 1 430		\$3,925.00 \$100.00 \$20.00	
LARCENIES BY TYPE POCKET - PICKING PURSE - SNATCHING SHOPLIFTING FROM MOTOR VEHICLES MOTOR VEH. PARTS & ACC. BICYCLES FROM BUILDINGS (EX C & H) FROM ANY COIN-OP MACHINES ALL OTHER	TOTAL	433	433	\$4,045.00	\$4,045.00
MOTOR VEHICLE THEFTS MOTOR VEHICLE THEFTS		60			
MOTOR VEHICLES RECOVERED STOLEN & REC'D LOCALLY STOLEN LOC & REC'D OTHER STOLEN OTHER & RECD LOCAL	TOTAL	60	0	\$0.00	\$0.00
GRAND TOTAL		679		\$6,045.00	

AGENCY: Kodiak PD

Months of 1/89 to 12/89

PROPERTY STOLEN/RECOVERED BY TYPE

TYPE OF PROPERTY -----	VALUE OF PROPERTY STOLEN -----	VALUE OF PROPERTY RECOVERED -----
CURRENCY, NOTES, ETC.	\$945.00	\$4.00
JEWELRY & PRECIOUS METALS		
CLOTHING AND FURS		
LOCALLY STOLEN MOTOR VEH.		
OFFICE EQUIPMENT		
TV, RADIOS, CAMERAS, ETC.		
FIREARMS		
HOUSEHOLD GOODS		
CONSUMABLE GOODS		
LIVESTOCK		
MISCELLANEOUS	\$5,100.00	

GRAND TOTAL	\$6,045.00	\$4.00

AGE, SEX AND RACE OF PERSONS ARRESTED

18 YEARS OF AGE AND O

OFFENSE	CLASS	SEX	A G E															OV	TOTAL	R A C E				
			18	19	20	21	22	23	24	25	30	35	40	45	50	55	60			65	WHIT	BLK	IND	ASN
			29	34	39	44	49	54	59	64														
SYNTHETIC NARCOTICS	18C																	0						
OTHER NON-NARCOTIC	18D																	0						
POSSESSION OF DRUGS																		0						
NARCOTICS	18E					1												1	0	1				
MARIJUANA	18F								1	1								2			3			
SYNTHETIC NARCOTICS	18G																	0						
OTHER NON-NARCOTIC	18H																	0						
DRUG ABUSE GRAND TOTAL																		0						
GAMBLING																		0						
BOOKMAKING	19A																	0						
NUMBERS	19B																	0						
OTHER GAMBLING	19C																	0						
FAMILY/CHILD	20																	0						
DRIV. INFLC.	21		4	3	2	1	1	3	3	28	23	22	9	8	3		3	113						
LIQUOR	22		12	19	12	1				6	3	3	1					44	16	100	1	16		
DRUNKENNESS	23		1	1	1													3	37		9	1		
DISORDERLY	24						2	2	2	9	6	5	2	1		1	1	31	1	15	1	10		
VAGRANCY	25																	0						
ALL OTHER	26		13	16	15	9	15	23	23	101	111	51	32	25	2	4	6	458						
			1	3	2	3	1	1	1	14	11	7	3					48	349	3	109	45		
TOTAL ALL			32	40	31	14	21	34	40	172	178	99	56	42	6	7	10	799						
			2	5	4	4	4	2	2	24	19	12	6					85	607	8	191	78		
GRAND TOTAL			34	45	35	18	25	36	42	196	197	111	62					18	884	607	8	191		

AGE, SEX AND RACE OF PERSONS ARRESTED

UNDER 18 YEARS OF AGE

OFFENSE	CLASS SEX	***** AGE *****					***** RACE *****				
		12/ UNDER	13 14	15	16	17	TOTAL UNDER 18	WHITE	BLACK	IND	ASIAN
MURDER	01A						0				
MANSLAUGHTER	01B						0				
RAPE	02						0				
ROBBERY	03						0				
AGG. ASSAULT	04						0				
BURGLARY	05						0				
LARCENY	06	8	1	2		2	13	9		1	3
MV. THEFT	07						0				
OTH. ASSLTs.	08						0				
ARSON	09						0				
FORGERY	10						0				
FRAUD	11						0				
EMBEZZLEMENT	12						0				
STOLEN PROPERTY	13						0				
VANDALISM	14						0				
WEAPONS	15						0				
PROSTITUTION	16						0				
SEX OFFENSES	17						0				
SALE/MANUFACTURE OF DRUGS							0				
NARCOTICS	18A						0				
MARIJUANA	18B						0				
SYNTHETIC NARCOTICS	18C						0				

AGE, SEX AND RACE OF PERSONS ARRESTED

UNDER 18 YEARS OF AGE

OFFENSE	CLASS SEX	***** AGE *****					***** RACE *****					
		12/ UNDER	13 14	15	16	17	TOTAL UNDER 18	WHITE	BLACK	IND	ASIAN	
OTHER NON-NARCOTIC	18D						0					
POSSESSION OF DRUGS							0					
NARCOTICS	18E						0					
MARIJUANA	18F						0					
SYNTHETIC NARCOTICS	18G						0					
OTHER NON-NARCOTIC	18H						0					
DRUG ABUSE GRAND TOTAL							0					
GAMBLING							0					
BOOKMAKING	19A						0					
NUMBERS	19B						0					
OTHER GAMBLING	19C						0					
FAMILY/CHILD	20						0					
DRIV. INFLC.	21					1	1			1		
LIQUOR	22		1	1	2	8	12	13		1	1	
DISORDERLY	24						0					
CURFEW	28						0					
RUN-AWAYS	29						0					
ALL OTHER	26					1	1	2			1	
TOTAL ALL	M	8	2	3	4	11	28					
	F			3	1		4	24		4	4	
GRAND TOTAL		8		6	5		32	24		4	4	

OFFENSES KNOWN TO POLICE

CLASSIFICATION OF OFFENSES	OFFENSES REPORTED OR KNOWN	UNFOUNDED FALSE OR BASELESS	NUMBER OF ACTUAL OFFENSES	** OFFENSES CLEARED **	
				TOTAL	BY ARREST OR EXCEPTION JUVENILES ONLY
CRIMINAL HOMICIDE MURDER & NONNEG MANSL MANSL BY NEGLIGENCE					
TOTAL	0	0	0	0	0
FORCIBLE RAPE RAPE BY FORCE ATTMPTD FORCIBLE RAPE					
TOTAL	1	0	1	0	0
ROBBERY FIREARM KNIFE/CUTTING INSTRMT OTHER DANGEROUS WEAPON STRONG-ARM (HANDS,FISTS)					
TOTAL	0	0	0	0	0
ASSAULT FIREARM KNIFE OR CUTTING INSTR. OTHER DANGEROUS WEAPON HANDS,FIST,FEET, AGGRAVTD OTHER ASSAULTS - SIMPLE					
TOTAL	174	14	160	156	6
BURGLARY FORCIBLE ENTRY UNLAWFUL ENTRY - NO FORCE ATTEMPTED FORCIBLE ENTRY					
TOTAL	50	9	41	17	1
LARCENY THEFT(EX MOTOR VEHICLES)					
TOTAL	178	16	162	98	1
MOTOR VEHICLE THEFT AUTOS TRUCKS AND BUSES OTHER VEHICLES					
TOTAL	131	8	123	102	0
ARSON*					
ARSON	1		1	1	
TOTAL	1	0	1	1	0
GRAND TOTAL	535	47	488	374	8

PROPERTY STOLEN BY CLASSIFICATION

CLASSIFICATION OF OFFENSES	NUMBER OF ACTUAL OFFENSES		VALUE OF PROPERTY STOLEN		
MURDER/MANSLAUGHTER MURDER/NONNEG MANSLAUGHTER	TOTAL	0	0	\$0.00	\$0.00
RAPE FORCIBLE RAPE	TOTAL	1	0	\$0.00	\$0.00
ROBBERY HIGHWAY (STRT,ALLEYS,ETC) COMMERCIAL HOUSE GAS OR SERVICE STATION CHAIN STORE RESIDENCE BANK MISCELLANEOUS	TOTAL	0	0	\$0.00	\$0.00
BURGLARY RESIDENCE (DWELLING) NIGHT (6PM - 6AM) DAY (6AM - 6PM) UNKNOWN NON-RESIDENCE (STORE ETC) NIGHT (6PM - 6AM) DAY (6AM - 6PM) UNKNOWN	TOTAL	41	0	\$6,597.00	\$0.00
LARCENIES BY VALUE (EX MV) \$200 AND OVER \$50 TO \$200 UNDER \$50		39		\$27,726.00	
		76		\$10,054.00	
		47		\$461.00	
LARCENIES BY TYPE POCKET - PICKING PURSE - SNATCHING SHOPLIFTING FROM MOTOR VEHICLES MOTOR VEH. PARTS & ACC. BICYCLES FROM BUILDINGS (EX C & H) FROM ANY COIN-OP MACHINES ALL OTHER			16		\$4,800.00
			13		\$107.00
			3		\$872.00
			5		\$7,842.00
			61		\$10,947.00
			19		\$4,850.00
			45		\$8,823.00
TOTAL		162	162	\$38,241.00	\$38,241.00
MOTOR VEHICLE THEFTS MOTOR VEHICLE THEFTS		123		\$433,000.00	
MOTOR VEHICLES RECOVERED STOLEN & REC'D LOCALLY STOLEN LOC & REC'D OTHER STOLEN OTHER & RECD LOCAL			95		
TOTAL		123	95	\$433,000.00	\$0.00
GRAND TOTAL		327		\$477,838.00	

PROPERTY STOLEN/RECOVERED BY TYPE

TYPE OF PROPERTY	VALUE OF PROPERTY STOLEN	VALUE OF PROPERTY RECOVERED
-----	-----	-----
CURRENCY, NOTES, ETC.	\$11,428.00	\$1,367.00
JEWELRY & PRECIOUS METALS	\$2,538.00	\$1,013.00
CLOTHING AND FURS	\$1,286.00	\$1,166.00
LOCALLY STOLEN MOTOR VEH.	\$450,978.00	\$354,496.00
OFFICE EQUIPMENT		
TV, RADIOS, CAMERAS, ETC.	\$2,392.00	\$75.00
FIREARMS	\$600.00	
HOUSEHOLD GOODS	\$801.00	\$50.00
CONSUMABLE GOODS	\$1,328.00	\$186.00
LIVESTOCK		
MISCELLANEOUS	\$6,487.00	\$3,092.00
-----	-----	-----
GRAND TOTAL	\$477,838.00	\$361,445.00

AGE, SEX AND RACE OF PERSON ARRESTED

18 YEARS OF AGE AND OVER

OFFENSE	CLASS	SEX	A G E														TOTAL	R A C E					
			18	19	20	21	22	23	24	25	30	35	40	45	50	55		60	65	OV	WHIT	BLK	IND
SYNTHETIC NARCOTICS	18C																		0				
OTHER NON-NARCOTIC	18D																		0				
POSSESSION OF DRUGS																			0				
NARCOTICS	18E						1				1								2		1		1
MARIJUANA	18F								1	1						1			3		1		2
SYNTHETIC NARCOTICS	18G																		0				
OTHER NON-NARCOTIC	18H																		0				
DRUG ABUSE GRAND TOTAL																			0				
GAMBLING																			0				
BOOKMAKING	19A																		0				
NUMBERS	19B																		0				
OTHER GAMBLING	19C																		0				
FAMILY/CHILD	20					1		1		1									3				4
DRIV. INFLC.	21		1	1	3	2	4		2	18	11	8	2	2	4		1	1	60				
LIQUOR	22		7	14	4	4	1	6	1	3	5	1			3			49					
DRUNKENNESS	23			1					1	1			3					6	6			49	
DISORDERLY	24			1	1	1			1	7	3		1	1			1	17				21	
VAGRANCY	25																	0					
ALL OTHER	26		2	5	2	5	2	3	13	17	4	9		1	2			65					
TOTAL ALL			15	26	13	23	14	17	21	77	49	36	5	10	16	1	2	1	326				
GRAND TOTAL			17	30	15		15	19	22	92	60	38	10		2	3		373	17		355	1	

AGE, SEX AND RACE OF PERSONS ARRESTED

UNDER 18 YEARS OF AGE

OFFENSE	CLASS SEX	***** AGE *****					***** RACE *****				
		12/ UNDER	13 14	15	16	17	TOTAL UNDER 18	WHITE	BLACK	IND	ASIAN
MURDER	01A						0				
MANSLAUGHTER	01B						0				
RAPE	02						0				
ROBBERY	03						0				
AGG. ASSAULT	04						0				
BURGLARY	05	1	1				2			2	
LARCENY	06				1		1			1	
MV. THEFT	07						0				
OTH. ASSLTs.	08		1	1	4	1	6			7	
ARSON	09						0				
FORGERY	10						0				
FRAUD	11						0				
EMBEZZLEMENT	12						0				
STOLEN PROPERTY	13						0				
VANDALISM	14						0				
WEAPONS	15						0				
PROSTITUTION	16						0				
SEX OFFENSES	17						0				
SALE/MANUFACTURE OF DRUGS							0				
NARCOTICS	18A						0				
MARIJUANA	18B						0				
SYNTHETIC NARCOTICS	18C						0				

AGE, SEX AND RACE OF PERSONS ARRESTED

UNDER 18 YEARS OF AGE

OFFENSE	CLASS	SEX	***** AGE *****					***** RACE *****				
			12/ UNDER	13 14	15	16	17	TOTAL UNDER 18	WHITE	BLACK	IND	ASIAN
OTHER NON-NARCOTIC	18D							0				
POSSESSION OF DRUGS								0				
NARCOTICS	18E							0				
MARIJUANA	18F							0				
SYNTHETIC NARCOTICS	18G							0				
OTHER NON-NARCOTIC	18H							0				
DRUG ABUSE GRAND TOTAL								0				
GAMBLING								0				
BOOKMAKING	19A							0				
NUMBERS	19B							0				
OTHER GAMBLING	19C							0				
FAMILY/CHILD	20					1		1			1	
DRIV. INFLC.	21						1	1			1	
LIQUOR	22		1	3	2	3	3	6	1		11	
DISORDERLY	24			2				2			2	
CURFEW	28		7	36	16	19	17	95				
			5	31	10	19	4	69			164	
RUN-AWAYS	29							0				
ALL OTHER	26			2	1		1	4			4	
TOTAL ALL		M	8	44	17	20	23	112				
		F	6	32	13	27	4	82	1		193	
GRAND TOTAL			14	76	30	47	27	194	1		193	

OFFENSES KNOWN TO POLICE

CLASSIFICATION OF OFFENSES	OFFENSES REPORTED OR KNOWN	UNFOUNDED FALSE OR BASELESS	NUMBER OF ACTUAL OFFENSES	** OFFENSES CLEARED **	
				BY ARREST OR TOTAL	EXCEPTION JUVENILES ONLY
CRIMINAL HOMICIDE					
MURDER & NONNEG MANSL	2		2	2	
MANSL BY NEGLIGENCE					
TOTAL	2	0	2	2	0
FORCIBLE RAPE					
RAPE BY FORCE	7	7			
ATTMPTD FORCIBLE RAPE	1		1		
TOTAL	8	7	1	0	0
ROBBERY					
FIREARM					
KNIFE/CUTTING INSTRMT					
OTHER DANGEROUS WEAPON					
STRONG-ARM (HANDS, FISTS)					
TOTAL	0	0	0	0	0
ASSAULT					
FIREARM	2		2	2	
KNIFE OR CUTTING INSTR.	1		1	1	
OTHER DANGEROUS WEAPON	1		1	1	
HANDS, FIST, FEET, AGGRAVTD	2		2	2	
OTHER ASSAULTS - SIMPLE	122	3	119	109	10
TOTAL	128	3	125	115	10
BURGLARY					
FORCIBLE ENTRY	14		14	11	1
UNLAWFUL ENTRY - NO FORCE	8		8	6	1
ATTEMPTED FORCIBLE ENTRY	1		1		
TOTAL	23	0	23	17	2
LARCENY					
THEFT(EX MOTOR VEHICLES)	227	11	216	116	14
TOTAL	227	11	216	116	14
MOTOR VEHICLE THEFT					
AUTOS	3	1	2	1	
TRUCKS AND BUSES	10		10	5	
OTHER VEHICLES	16	1	15	5	4
TOTAL	29	2	27	11	4
ARSON*					
ARSON					
TOTAL	0	0	0	0	0
GRAND TOTAL	417	23	394	261	30

PROPERTY STOLEN BY CLASSIFICATION

CLASSIFICATION OF OFFENSES	NUMBER OF ACTUAL OFFENSES		VALUE OF PROPERTY STOLEN		
MURDER/MANSLAUGHTER	2				
MURDER/NONNEG MANSLAUGHTER					
	TOTAL	2	0	\$0.00	\$0.00
RAPE	1				
FORCIBLE RAPE					
	TOTAL	1	0	\$0.00	\$0.00
ROBBERY	0				
HIGHWAY (STRT,ALLEYS,ETC)					
COMMERCIAL HOUSE					
GAS OR SERVICE STATION					
CHAIN STORE					
RESIDENCE					
BANK					
MISCELLANEOUS					
	TOTAL	0	0	\$0.00	\$0.00
BURGLARY	23				
RESIDENCE (DWELLING)					
NIGHT (6PM - 6AM)	5			\$3,209.00	
DAY (6AM - 6PM)					
UNKNOWN	2			\$900.00	
NON-RESIDENCE (STORE ETC)					
NIGHT (6PM - 6AM)	6			\$2,014.00	
DAY (6AM - 6PM)	1			\$1,000.00	
UNKNOWN	9			\$6,512.00	
	TOTAL	23	0	\$13,635.00	\$0.00
LARCENIES BY VALUE (EX MV)	108				
\$200 AND OVER	51			\$42,531.00	
\$50 TO \$200	57			\$5,950.00	
UNDER \$50	108			\$1,370.00	
LARCENIES BY TYPE	216				
POCKET - PICKING					
PURSE - SNATCHING					
SHOPLIFTING		5		\$80.00	
FROM MOTOR VEHICLES		12		\$964.00	
MOTOR VEH. PARTS & ACC.		2		\$700.00	
BICYCLES		15		\$2,941.00	
FROM BUILDINGS (EX C & H)		86		\$29,455.00	
FROM ANY COIN-OP MACHINES		1		\$530.00	
ALL OTHER		95		\$15,181.00	
	TOTAL	216	216	\$49,851.00	\$49,851.00
MOTOR VEHICLE THEFTS	27				
MOTOR VEHICLE THEFTS					
				\$79,800.00	
MOTOR VEHICLES RECOVERED	25				
STOLEN & REC'D LOCALLY					
STOLEN LOC & REC'D OTHER					
STOLEN OTHER & RECD LOCAL					
	TOTAL	27	25	\$79,800.00	\$0.00
GRAND TOTAL		269		\$143,286.00	

PROPERTY STOLEN/RECOVERED BY TYPE

TYPE OF PROPERTY	VALUE OF PROPERTY STOLEN	VALUE OF PROPERTY RECOVERED
CURRENCY, NOTES, ETC.	\$23,810.00	\$1,761.00
JEWELRY & PRECIOUS METALS	\$5,605.00	\$5,145.00
CLOTHING AND FURS	\$1,242.00	\$612.00
LOCALLY STOLEN MOTOR VEH.	\$84,800.00	\$69,295.00
OFFICE EQUIPMENT		
TV, RADIOS, CAMERAS, ETC.	\$1,440.00	\$490.00
FIREARMS	\$3,063.00	\$2,413.00
HOUSEHOLD GOODS	\$1,190.00	\$150.00
CONSUMABLE GOODS	\$3,185.00	\$1,383.00
LIVESTOCK		
MISCELLANEOUS	\$18,951.00	\$7,659.00
GRAND TOTAL	\$143,286.00	\$88,908.00

AGE, SEX AND RACE OF PERSON ARRESTED

18 YEARS OF AGE AND OVER

OFFENSE	CLASS	SEX	A G E														OV	TOTAL	R A C E			
			18	19	20	21	22	23	24	25	30	35	40	45	50	55			60	65	WIT	BLK
SYNTHETIC NARCOTICS																		0				
	18C																	0				
OTHER NON-NARCOTIC																		0				
	18D																	0				
POSSESSION OF DRUGS																		0				
																		0				
NARCOTICS																		0				
	18E																	0				
MARIJUANA																		1				
	18F																	0	1			
SYNTHETIC NARCOTICS																		0				
	18G																	0				
OTHER NON-NARCOTIC																		0				
	18H																	0				
DRUG ABUSE GRAND TOTAL																		0				
																		0				
GAMBLING																		0				
																		0				
BOOKMAKING																		0				
	19A																	0				
NUMBERS																		0				
	19B																	0				
OTHER GAMBLING																		0				
	19C																	0				
FAMILY/CHILD																		0				
	20																	0				
DRIV. INFLC.			2	2	2	2	2	2	1	5	4		2	1		1	26					
	21									1	1						2	8		20		
LIQUOR			19	12	13	1	1			3	2	3					54					
	22		1	5	3												9	6		57		
DRUNKENNESS																	0					
	23																0					
DISORDERLY			2			2				7	5						16					
	24					1			1	1		1					4	2		18		
VAGRANCY																	0					
	25																0					
ALL OTHER			1			1			1	6	4	8	5	1	1	1	29					
	26									2		1					3	3		29		
TOTAL ALL			31	19	18	12	10	4	9	53	57	32	14	6	5	2	2	274				
			1	5	3	1	1		1	18	13	3	2		1	1	50	35	2	284	3	
GRAND TOTAL			32	24	21	13	11		10	71	70	35	16		3	3	324	35	2	284	3	

AGE, SEX AND RACE OF PERSONS ARRESTED

UNDER 18 YEARS OF AGE

OFFENSE	CLASS SEX	***** AGE *****					***** RACE *****				
		12/ UNDER	13 14	15	16	17	TOTAL UNDER 18	WHITE	BLACK	IND	ASIAN
MURDER	01A						0				
MANSLAUGHTER	01B						0				
RAPE	02						0				
ROBBERY	03						0				
AGG. ASSAULT	04				1		1			1	
BURGLARY	05		1				1		1		
LARCENY	06	7	4	2	1	1	15				
		1				1	2	2		15	
MV. THEFT	07	2	1	1			4				4
							0				
OTH. ASSLT.	08		2				2				
		1	2	2		3	8			10	
ARSON	09						0				
							0				
FORGERY	10						0				
							0				
FRAUD	11		1				1		1		
							0				
EMBEZZLEMENT	12						0				
							0				
STOLEN PROPERTY	13						0				
							0				
VANDALISM	14	2				1	2				3
							1				
WEAPONS	15						0				
							0				
PROSTITUTION	16						0				
							0				
SEX OFFENSES	17			1			1		1		
							0				
SALE/MANUFACTURE OF DRUGS							0				
							0				
NARCOTICS	18A						0				
							0				
MARIJUANA	18B						0				
							0				
SYNTHETIC NARCOTICS	18C						0				
							0				

AGE, SEX AND RACE OF PERSONS ARRESTED
UNDER 18 YEARS OF AGE

OFFENSE	CLASS SEX	***** AGE *****						***** RACE *****			
		12/ UNDER	13 14	15	16	17	TOTAL UNDER 18	WHITE	BLACK	IND	ASIAN
OTHER NON-NARCOTIC	18D						0				
POSSESSION OF DRUGS							0				
NARCOTICS	18E						0				
MARIJUANA	18F				1		1	1			
SYNTHETIC NARCOTICS	18G						0				
OTHER NON-NARCOTIC	18H						0				
DRUG ABUSE GRAND TOTAL							0				
GAMBLING							0				
BOOKMAKING	19A						0				
NUMBERS	19B						0				
OTHER GAMBLING	19C						0				
FAMILY/CHILD	20	1					1			2	
DRIV. INFLC.	21						0				
LIQUOR	22	2	2	6	3	8	21	8		45	
DISORDERLY	24					1	1			1	
CURFEW	28						0				
RUN-AWAYS	29		1	1			2			2	
ALL OTHER	26		2	1	1		4	2		4	
TOTAL ALL	M	14	13	11	5	9	52				
	F	3	8	14	12	14	51	16		87	
GRAND TOTAL		17	21	25	17	23	103	16		87	

OFFENSES KNOWN TO POLICE

CLASSIFICATION OF OFFENSES	OFFENSES REPORTED OR KNOWN	UNFOUNDED FALSE OR BASELESS	NUMBER OF ACTUAL OFFENSES	** OFFENSES CLEARED ** BY ARREST OR EXCEPTION JUVENILES ONLY	
				TOTAL	
CRIMINAL HOMICIDE MURDER & NONNEG MANSL MANSL BY NEGLIGENCE					
TOTAL	0	0	0	0	0
FORCIBLE RAPE RAPE BY FORCE ATTMPTD FORCIBLE RAPE					
TOTAL	0	0	0	0	0
ROBBERY FIREARM KNIFE/CUTTING INSTRMT OTHER DANGEROUS WEAPON STRONG-ARM (HANDS, FISTS)					
TOTAL	1	0	1	1	0
ASSAULT FIREARM KNIFE OR CUTTING INSTR. OTHER DANGEROUS WEAPON HANDS, FIST, FEET, AGGRAVTD OTHER ASSAULTS - SIMPLE					
TOTAL	44	1	43	15	4
BURGLARY FORCIBLE ENTRY UNLAWFUL ENTRY - NO FORCE ATTEMPTED FORCIBLE ENTRY					
TOTAL	14	0	14	1	0
LARCENY THEFT(EX MOTOR VEHICLES)					
TOTAL	132	0	132	63	24
MOTOR VEHICLE THEFT AUTOS TRUCKS AND BUSES OTHER VEHICLES					
TOTAL	8	0	8	7	1
ARSON*					
ARSON					
TOTAL	2	0	2	0	0
GRAND TOTAL	201	1	200	87	29

PROPERTY STOLEN BY CLASSIFICATION

CLASSIFICATION OF OFFENSES	NUMBER OF ACTUAL OFFENSES		VALUE OF PROPERTY STOLEN		
MURDER/MANSLAUGHTER MURDER/NONNEG MANSLAUGHTER	TOTAL	0	0	\$0.00	\$0.00
RAPE FORCIBLE RAPE	TOTAL	0	0	\$0.00	\$0.00
ROBBERY HIGHWAY (STRT,ALLEYS,ETC) COMMERCIAL HOUSE GAS OR SERVICE STATION CHAIN STORE RESIDENCE BANK MISCELLANEOUS	TOTAL	1	0	\$0.00	\$0.00
BURGLARY RESIDENCE (DWELLING) NIGHT (6PM - 6AM) DAY (6AM - 6PM) UNKNOWN NON-RESIDENCE (STORE ETC) NIGHT (6PM - 6AM) DAY (6AM - 6PM) UNKNOWN	TOTAL	14	0	\$4,566.00	\$0.00
LARCENIES BY VALUE (EX %) \$200 AND OVER \$50 TO \$200 UNDER \$50		24 20 88		\$20,862.00 \$2,057.00 \$721.00	
LARCENIES BY TYPE POCKET - PICKING PURSE - SNATCHING SHOPLIFTING FROM MOTOR VEHICLES MOTOR VEH. PARTS & ACC. BICYCLES FROM BUILDINGS (EX C & H) FROM ANY COIN-OP MACHINES ALL OTHER			11 6 1 3 1 110	\$340.00 \$1,100.00 \$300.00 \$365.00 \$21,535.00	
TOTAL		132	132	\$23,640.00	\$23,640.00
MOTOR VEHICLE THEFTS MOTOR VEHICLE THEFTS		8		\$4,000.00	
MOTOR VEHICLES RECOVERED STOLEN & REC'D LOCALLY STOLEN LOC & REC'D OTHER STOLEN OTHER & RECD LOCAL			2		
TOTAL		8	2	\$4,000.00	\$0.00
GRAND TOTAL		155		\$32,206.00	

PROPERTY STOLEN/RECOVERED BY TYPE

TYPE OF PROPERTY	VALUE OF PROPERTY STOLEN	VALUE OF PROPERTY RECOVERED
CURRENCY, NOTES, ETC.	\$2,591.00	
JEWELRY & PRECIOUS METALS	\$1,400.00	
CLOTHING AND FURS	\$316.00	\$36.00
LOCALLY STOLEN MOTOR VEH.	\$6,000.00	\$3,000.00
OFFICE EQUIPMENT	\$3,514.00	\$1,000.00
TV, RADIOS, CAMERAS, ETC.	\$8,008.00	\$13.00
FIREARMS	\$1,064.00	\$104.00
HOUSEHOLD GOODS	\$60.00	
CONSUMABLE GOODS	\$445.00	\$190.00
LIVESTOCK	\$20.00	
MISCELLANEOUS	\$8,788.00	\$2,641.00
GRAND TOTAL	\$32,206.00	\$6,984.00

AGE, SEX AND RACE OF PERSON ARRESTED

18 YEARS OF AGE AND OVER

OFFENSE	CLASS	SEX	A G E																	R A C E											
			18	19	20	21	22	23	24	25	29	30	34	35	39	40	44	45	49	50	54	55	59	60	65	OV	TOTAL	WHT	BLK	IND	ASN
MURDER	01A																									0					
MANSLAUGHTER	01B																										0				
RAPE	02																										0				
ROBBERY	03		1																							1		1			
AGG. ASSAULT	04		1			1		1																		3				1	
BURGLARY	05																									0					
LARCENY	06		1	4	1		1	1			1	1	1	2												13					
MV. THEFT	07		1																							1					
OTH. ASSLT.	08		1	1					1	2	1															6				1	
ARSON	09																									0					
FORGERY	10																									0					
FRAUD	11																									0					
EMBEZZLEMENT	12																									0					
STOLEN PROPERTY	13																									0					
VANDALISM	14		1		3	1					1															6			6		
WEAPONS	15																									0					
PROSTITUTION	16																									0					
SEX OFFENSES	17																									0					
SALE/MANUFACTURE OF DRUGS																										0					
NARCOTICS	18A		1																							1			1		
MARIJUANA	18B																									0					

AGE, SEX AND RACE OF PERSON ARRESTED

18 YEARS OF AGE AND OVER

OFFENSE	CLASS	SEX	A G E																	R A C E				
			18	19	20	21	22	23	24	25	29	34	39	44	49	54	59	64	65	OV	TOTAL	WHIT	BLK	IND
SYNTHETIC NARCOTICS	18C																			0				
OTHER NON-NARCOTIC	18D																			0				
POSSESSION OF DRUGS																				0				
NARCOTICS	18E																			0				
MARIJUANA	18F										1									1			1	
SYNTHETIC NARCOTICS	18G																			0				
OTHER NON-NARCOTIC	18H																			0				
DRUG ABUSE GRAND TOTAL																				0				
GAMBLING																				0				
BOOKMAKING	19A																			0				
NUMBERS	19B																			0				
OTHER GAMBLING	19C																			0				
FAMILY/CHILD	20														1					1			1	
DRIV. INFLC.	21			1						3	6	1								11				
LIQUOR	22		1	3	1															5				
DRUNKENNESS	23		2	1																3		7		1
DISORDERLY	24			1							1									2			2	
VAGRANCY	25																			0				
ALL OTHER	26			1					1	7	1	1				1	1		1	14				
TOTAL ALL			8	11	5	2	1	2	2	16	9	3	2	1	1	1		1	65					
			2	5	1	2		2		2	2			1					17	68	1	10	3	
GRAND TOTAL			10	16	6	4		4		18	11		2						82	68	1	10	3	

AGE, SEX AND RACE OF PERSONS ARRESTED

UNDER 18 YEARS OF AGE

OFFENSE	CLASS SEX	***** AGE *****						***** RACE *****			
		12/ UNDER	13 14	15	16	17	TOTAL UNDER 18	WHITE	BLACK	IND	ASIAN
MURDER	01A						0				
MANSLAUGHTER	01B						0				
RAPE	02						0				
ROBBERY	03						0				
AGG. ASSAULT	04						0				
BURGLARY	05						0				
LARCENY	06	5 4	5 2	6 4	3 1	2	21 11	29		2	1
MV. THEFT	07		1	1			2 0	2			
OTH. ASSLTs.	08			3	2	3	8 0	6	2		
ARSON	09						0 0				
FORGERY	10						0 0				
FRAUD	11						0 0				
EMBEZZLEMENT	12						0 0				
STOLEN PROPERTY	13						0 0				
VANDALISM	14	5	5	11	2	3	26 0	26			
WEAPONS	15					1	1 0	1			
PROSTITUTION	16						0 0				
SEX OFFENSES	17						0 0				
SALE/MANUFACTURE OF DRUGS							0 0				
NARCOTICS	18A						0 0				
MARIJUANA	18B		3	1 3		4 1	8 4	9	2		1
SYNTHETIC NARCOTICS	18C				1		1 0	1			

AGE, SEX AND RACE OF PERSONS ARRESTED
UNDER 18 YEARS OF AGE

OFFENSE	CLASS	SEX	***** AGE *****					***** RACE *****				
			12/ UNDER	13 14	15	16	17	TOTAL UNDER 18	WHITE	BLACK	IND	ASIAN
OTHER NON-NARCOTIC	18D							0				

POSSESSION OF DRUGS								0				

NARCOTICS	18E							0				

MARIJUANA	18F							0				

SYNTHETIC NARCOTICS	18G							0				

OTHER NON-NARCOTIC	18H							0				

DRUG ABUSE GRAND TOTAL								0				

GAMBLING								0				

BOOKMAKING	19A							0				

NUMBERS	19B							0				

OTHER GAMBLING	19C							0				

FAMILY/CHILD	20							0				

DRIV. INFLC.	21							0				

LIQUOR	22			2	3	1	5	5	10		1	

DISORDERLY	24							0				

CURFEW	28					1		1		2		

RUN-AWAYS	29			1	1			2				

ALL OTHER	26				1			1		1		

TOTAL ALL		M	10	15	24	9	18	76				
		F	4	6	10	4	1	25	92	4	3	2

GRAND TOTAL			14	21	34	13	19	101	92	4	3	2

OFFENSES KNOWN TO POLICE

CLASSIFICATION OF OFFENSES	OFFENSES REPORTED OR KNOWN	UNFOUNDED FALSE OR BASELESS	NUMBER OF ACTUAL OFFENSES	** OFFENSES CLEARED ** BY ARREST OR EXCEPTION JUVENILES ONLY	
				TOTAL	ONLY

CRIMINAL HOMICIDE					
MURDER & NONNEG MANSL					
MANSL BY NEGLIGENCE					
TOTAL	0	0	0	0	0

FORCIBLE RAPE					
RAPE BY FORCE	20	2	18	13	
ATTMPTD FORCIBLE RAPE	4		4	3	
TOTAL	24	2	22	16	0

ROBBERY					
FIREARM					
KNIFE/CUTTING INSTRMT					
OTHER DANGEROUS WEAPON					
STRONG-ARM (HANDS, FISTS)	1		1		
TOTAL	1	0	1	0	0

ASSAULT					
FIREARM	16		16	13	
KNIFE OR CUTTING INSTR.	12		12	9	2
OTHER DANGEROUS WEAPON	23		23	19	
HANDS, FIST, FEET, AGGRAVTD	25	1	24	25	2
OTHER ASSAULTS - SIMPLE	136	2	134	107	5
TOTAL	212	3	209	173	9

BURGLARY					
FORCIBLE ENTRY	39	1	38	11	1
UNLAWFUL ENTRY - NO FORCE	28		28	9	2
ATTEMPTED FORCIBLE ENTRY	6		6		
TOTAL	73	1	72	20	3

LARCENY					
THEFT(EX MOTOR VEHICLES)	175	15	160	52	25
TOTAL	175	15	160	52	25

MOTOR VEHICLE THEFT					
AUTOS	14		14	5	3
TRUCKS AND BUSES	14		14	3	
OTHER VEHICLES	78	3	75	18	2
TOTAL	106	3	103	26	5

ARSON*					
ARSON	1		1	1	
TOTAL	1	0	1	2	0

GRAND TOTAL	592	24	568	289	42

PROPERTY STOLEN BY CLASSIFICATION

CLASSIFICATION OF OFFENSES	NUMBER OF ACTUAL OFFENSES		VALUE OF PROPERTY STOLEN		
MURDER/MANSLAUGHTER MURDER/NONNEG MANSLAUGHTER	TOTAL	0	0	\$0.00	\$0.00
RAPE FORCIBLE RAPE	TOTAL	22	0	\$110.00	\$0.00
ROBBERY HIGHWAY (STRT,ALLEYS,ETC) COMMERCIAL HOUSE GAS OR SERVICE STATION CHAIN STORE RESIDENCE BANK MISCELLANEOUS	TOTAL	1	0	\$200.00	\$0.00
BURGLARY RESIDENCE (DWELLING) NIGHT (6PM - 6AM) DAY (6AM - 6PM) UNKNOWN NON-RESIDENCE (STORE ETC) NIGHT (6PM - 6AM) DAY (6AM - 6PM) UNKNOWN	TOTAL	72	0	\$24,618.00	\$0.00
LARCENIES BY VALUE (EX MV) \$200 AND OVER \$50 TO \$200 UNDER \$50		75 54 31		\$77,945.00 \$6,700.00 \$581.00	
LARCENIES BY TYPE POCKET - PICKING PURSE - SNATCHING SHOPLIFTING FROM MOTOR VEHICLES MOTOR VEH. PARTS & ACC. BICYCLES FROM BUILDINGS (EX C & H) FROM ANY COIN-OP MACHINES ALL OTHER	TOTAL	160	160	\$85,226.00	\$85,226.00
MOTOR VEHICLE THEFTS MOTOR VEHICLE THEFTS		103		\$375,390.00	
MOTOR VEHICLES RECOVERED STOLEN & REC'D LOCALLY STOLEN LOC & REC'D OTHER STOLEN OTHER & RECD LOCAL	TOTAL	103	93	\$375,390.00	\$0.00
GRAND TOTAL		358		\$485,544.00	

PROPERTY STOLEN/RECOVERED BY TYPE

TYPE OF PROPERTY	VALUE OF PROPERTY STOLEN	VALUE OF PROPERTY RECOVERED
CURRENCY, NOTES, ETC.	\$41,663.00	\$2,782.00
JEWELRY & PRECIOUS METALS	\$14,429.00	\$4,450.00
CLOTHING AND FURS	\$7,636.00	\$3,579.00
LOCALLY STOLEN MOTOR VEH.	\$366,890.00	\$327,960.00
OFFICE EQUIPMENT		
TV, RADIOS, CAMERAS, ETC.	\$15,785.00	
FIREARMS	\$8,780.00	\$1,868.00
HOUSEHOLD GOODS	\$1,257.00	
CONSUMABLE GOODS	\$998.00	\$565.00
LIVESTOCK		
MISCELLANEOUS	\$28,106.00	\$9,642.00
GRAND TOTAL	\$485,544.00	\$350,846.00

AGE, SEX AND RACE OF PERSON ARRESTED

18 YEARS OF AGE AND OVER

OFFENSE	CLASS	SEX	A G E																	R A C E				
			18	19	20	21	22	23	24	25	30	35	40	45	50	55	60	65	TOTAL	WHT	BLK	IND	ASN	
MURDER		M									1									1				
	01A	F																		0				1
MANSLAUGHTER		M																		0				
	01B	F																		0				
RAPE		M	2		1						1	1								5				
	02	F																		0			5	
ROBBERY		M																		1				
	03	F																		0	1			
AGG. ASSAULT		M						1		1	1	6	3	4		1	1		1	18				
	04	F		1					1		1									3	2			19
BURGLARY		M	3	1		1							3							8				
	05	F																		0	1			7
LARCENY		M	2								1		1		1		1		6					
	06	F									1								1				7	
MV. THEFT		M									3								3					
	07	F																	0				3	
OTH. ASSLTs.		M	1		1	3			3	2	12	9	10	1		2	2		46					
	08	F						1		1	1	2	1			1			7	3			50	
ARSON		M																	0					
	09	F																	0					
FORGERY		M																	0					
	10	F																	0					
FRAUD		M																	0					
	11	F																	0					
EMBEZZLEMENT		M																	0					
	12	F																	0					
STOLEN PROPERTY		M																	0					
	13	F	1																1				1	
VANDALISM		M			1		1				1		1						4					
	14	F																	0	1			3	
WEAPONS		M	1								2			1					4					
	15	F						1											1				5	
PROSTITUTION		M																	0					
	16	F																	0					
SEX OFFENSES		M		2					1		1								4					
	17	F																	0				4	
SALE/MANUFACTURE OF DRUGS																			0					
																			0					
NARCOTICS		M			1						1		2						4					
	18A	F									2		1						3	2			4	
MARIJUANA		M																	0					
	18B	F																	0					

AGE, SEX AND RACE OF PERSONS ARRESTED

UNDER 18 YEARS OF AGE

OFFENSE	CLASS	SEX	***** AGE *****					***** RACE *****					
			12/ UNDER	13 14	15	16	17	TOTAL UNDER 18	WHITE	BLACK	IND	ASIAN	
MURDER	01A	M						0					
		F						0					
MANSLAUGHTER	01B	M						0					
		F						0					
RAPE	02	M						0					
		F						0					
ROBBERY	03	M						0					
		F						0					
AGG. ASSAULT	04	M			1			1				1	
		F						0					
BURGLARY	05	M			1		1	2					2
		F						0					
LARCENY	06	M	6					6					
		F		1			1	2	1			7	
MV. THEFT	07	M					1	1					
		F						0				1	
OTH. ASSLTs.	08	M						0					
		F					1	1				1	
ARSON	09	M						0					
		F						0					
FORGERY	10	M						0					
		F						0					
FRAUD	11	M						0					
		F						0					
EMBEZZLEMENT	12	M						0					
		F						0					
STOLEN PROPERTY	13	M				1		1					
		F						0				1	
VANDALISM	14	M					2	2					
		F		1				1		1		2	
WEAPONS	15	M					1	1					
		F						0				1	
PROSTITUTION	16	M						0					
		F						0					
SEX OFFENSES	17	M						0					
		F						0					
SALE/MANUFACTURE OF DRUGS								0					
								0					
NARCOTICS	18A	M						0					
		F						0					
MARIJUANA	18B	M						0					
		F						0					
SYNTHETIC NARCOTICS	18C	M						0					
		F						0					

AGE, SEX AND RACE OF PERSONS ARRESTED
UNDER 18 YEARS OF AGE

OFFENSE	CLASS	SEX	***** AGE *****					TOTAL UNDER 18	***** RACE *****					
			12/ UNDER	13 14	15	16	17		WHITE	BLACK	IND	ASIAN		
OTHER NON-NARCOTIC	18D	M				1		1						
		F						0					1	
POSSESSION OF DRUGS								0						
								0						
NARCOTICS	18E	M						0						
		F						0						
MARIJUANA	18F	M						0						
		F						0						
SYNTHETIC NARCOTICS	18G	M						0						
		F						0						
OTHER NON-NARCOTIC	18H	M						0						
		F						0						
GAMBLING								0						
								0						
BOOKMAKING	19A	M						0						
		F						0						
NUMBERS	19B	M						0						
		F						0						
OTHER GAMBLING	19C	M						0						
		F						0						
FAMILY/CHILD	20	M						0						
		F						0						
DRIV. INFLC.	21	M					1	1					2	
		F		1				1						
LIQUOR	22	M			1	4	4	9						
		F		3	6	4	5	18	1				26	
DISORDERLY	24	M						0						
		F						0						
CURFEW	28	M						0						
		F						0						
RUN-AWAYS	29	M						0						
		F		1				1					1	
ALL OTHER	26	M	2	2	2	5	1	12						
		F		3	2		1	6					18	
TOTAL ALL		M	8	2	5	12	10	37						
		F		10	8	4	8	30	2	1			64	
GRAND TOTAL			8	12	13	16	18	67	2	1			64	

OFFENSES KNOWN TO POLICE

CLASSIFICATION OF OFFENSES	OFFENSES REPORTED OR KNOWN	UNFOUNDED FALSE OR BASELESS	NUMBER OF ACTUAL OFFENSES	** OFFENSES CLEARED **	
				TOTAL	BY ARREST OR EXCEPTION JUVENILES ONLY
CRIMINAL HOMICIDE					
MURDER & NONNEG MANSL					
MANSL BY NEGLIGENCE					
TOTAL	0	0	0	0	0
FORCIBLE RAPE					
RAPE BY FORCE	1		1		
ATMPTD FORCIBLE RAPE	1		1		
TOTAL	2	0	2	0	0
ROBBERY					
FIREARM					
KNIFE/CUTTING INSTRMT					
OTHER DANGEROUS WEAPON					
STRONG-ARM (HANDS, FISTS)	1		1		
TOTAL	1	0	1	0	0
ASSAULT					
FIREARM	2		2	1	
KNIFE OR CUTTING INSTR.	2		2	2	
OTHER DANGEROUS WEAPON					
HANDS, FIST, FEET, AGGRAVTD	24		24	16	
OTHER ASSAULTS - SIMPLE	18		18	10	
TOTAL	46	0	46	29	0
BURGLARY					
FORCIBLE ENTRY	18	1	16	8	
UNLAWFUL ENTRY - NO FORCE	8		9	2	
ATTEMPTED FORCIBLE ENTRY	3		3		
TOTAL	29	1	28	10	0
LARCENY					
THEFT(EX MOTOR VEHICLES)	155	2	153	59	
TOTAL	155	2	153	59	0
MOTOR VEHICLE THEFT					
AUTOS	15	3	12	6	
TRUCKS AND BUSES					
OTHER VEHICLES	1		1	1	
TOTAL	16	3	13	7	0
ARSON*					
ARSON					
TOTAL	0	0	0	0	0
GRAND TOTAL	249	6	243	105	0

PROPERTY STOLEN BY CLASSIFICATION

CLASSIFICATION OF OFFENSES	NUMBER OF ACTUAL OFFENSES		VALUE OF PROPERTY STOLEN	
MURDER/MANSLAUGHTER MURDER/NONNEG MANSLAUGHTER				
TOTAL	0	0	\$0.00	\$0.00
<hr style="border-top: 1px dashed black;"/>				
RAPE FORCIBLE RAPE				
TOTAL	2	0	\$0.00	\$0.00
<hr style="border-top: 1px dashed black;"/>				
ROBBERY HIGHWAY (STRT,ALLEYS,ETC) COMMERCIAL HOUSE GAS OR SERVICE STATION CHAIN STORE RESIDENCE BANK MISCELLANEOUS				
TOTAL	1	0	\$149.00	\$0.00
<hr style="border-top: 1px dashed black;"/>				
BURGLARY RESIDENCE (DWELLING) NIGHT (6PM - 6AM) DAY (6AM - 6PM) UNKNOWN NON-RESIDENCE (STORE ETC) NIGHT (6PM - 6AM) DAY (6AM - 6PM) UNKNOWN				
TOTAL	28	0	\$10,370.00	\$0.00
<hr style="border-top: 1px dashed black;"/>				
LARCENIES BY VALUE (EX MV) \$200 AND OVER \$50 TO \$200 UNDER \$50				
TOTAL	24		\$21,446.00	
TOTAL	26		\$3,393.00	
TOTAL	103		\$852.00	
<hr style="border-top: 1px dashed black;"/>				
LARCENIES BY TYPE POCKET - PICKING PURSE - SNATCHING SHOPLIFTING FROM MOTOR VEHICLES MOTOR VEH. PARTS & ACC. BICYCLES FROM BUILDINGS (EX C & H) FROM ANY COIN-OP MACHINES ALL OTHER				
TOTAL	153	153	\$25,691.00	\$25,691.00
<hr style="border-top: 1px dashed black;"/>				
MOTOR VEHICLE THEFTS MOTOR VEHICLE THEFTS				
TOTAL	13		\$28,195.00	
<hr style="border-top: 1px dashed black;"/>				
MOTOR VEHICLES RECOVERED STOLEN & REC'D LOCALLY STOLEN LOC & REC'D OTHER STOLEN OTHER & RECD LOCAL				
TOTAL	13	3	\$28,195.00	\$0.00
<hr style="border-top: 1px dashed black;"/>				
GRAND TOTAL	197		\$64,405.00	

PROPERTY STOLEN/RECOVERED BY TYPE

TYPE OF PROPERTY	VALUE OF PROPERTY STOLEN	VALUE OF PROPERTY RECOVERED
CURRENCY, NOTES, ETC.	\$5,638.00	\$51.00
JEWELRY & PRECIOUS METALS	\$8,008.00	
CLOTHING AND FURS	\$435.00	
LOCALLY STOLEN MOTOR VEH.	\$23,895.00	\$4,500.00
OFFICE EQUIPMENT	\$150.00	
TV, RADIOS, CAMERAS, ETC.	\$9,039.00	\$2,500.00
FIREARMS	\$1,450.00	
HOUSEHOLD GOODS		
CONSUMABLE GOODS	\$298.00	\$134.00
LIVESTOCK		
MISCELLANEOUS	\$15,492.00	\$2,696.00
GRAND TOTAL	\$64,405.00	\$9,881.00

AGE, SEX AND RACE OF PERSON ARRESTED

18 YEARS OF AGE AND OVER

OFFENSE	CLASS	SEX	A G E															TOTAL	R A C E					
			18	19	20	21	22	23	24	25	29	34	39	44	49	54	59		64	65	OV	WHT	BLK	IND
SYNTHETIC NARCOTICS	18C																			0				
OTHER NON-NARCOTIC	18D																			0				
POSSESSION OF DRUGS																				0				
NARCOTICS	18E										1									1		1		
MARIJUANA	18F		1							3	1	1								6		6		
SYNTHETIC NARCOTICS	18G																			0				
OTHER NON-NARCOTIC	18H																			0				
DRUG ABUSE GRAND TOTAL																				0				
GAMBLING																				0				
BOOKMAKING	19A																			0				
NUMBERS	19B																			0				
OTHER GAMBLING	19C																			0				
FAMILY/CHILD	20											1								1			1	
DRIV. INFLC.	21		3	1	3	1	1		1	6	9	13	5	4	1			1	49	16	60	1	4	
LIQUOR	22		6	7	4														17	6	19		4	
DRUNKENNESS	23																		0	0				
DISORDERLY	24		1		1						2	4	2	1					11	2	9		4	
VAGRANCY	25																		0	0				
ALL OTHER	26		6	8	12	5	2	5	2	17	11	13	2	5	3		2		93	16	98	3	8	
TOTAL ALL			28	25	30	8	6	5	3	36	35	38	13	10	6	2	2	2	249	52	262	7	32	
GRAND TOTAL			39		31	10	9	10		39	42	50	15	14	8				301	262	7	32		

AGE, SEX AND RACE OF PERSONS ARRESTED

UNDER 18 YEARS OF AGE

OFFENSE	CLASS	SEX	***** AGE *****					***** RACE *****				
			12/ UNDER	13 14	15	16	17	TOTAL UNDER 18	WHITE	BLACK	IND	ASIAN
MURDER	01A							0				
								0				
MANSLAUGHTER	01B							0				
								0				
RAPE	02							0				
								0				
ROBBERY	03							0				
								0				
AGG. ASSAULT	04					1	1	2	2		1	
							1	1				
BURGLARY	05			1	6	6	5	18	17	1		
								0				
LARCENY	06		3	10	2	6	7	28	42		2	1
			5	2	4	5	1	17				
MV. THEFT	07			1		2		3	3			
								0				
OTH. ASSLTs.	08		1		1			2	2			
								0				
ARSON	09							0				
								0				
FORGERY	10						1	1			1	
								0				
FRAUD	11							0				
								0				
EMBEZZLEMENT	12							0				
								0				
STOLEN PROPERTY	13				1			1	1			
								0				
VANDALISM	14		2	3		6	4	15	15	2		
				1			1	2				
WEAPONS	15				1			1	1			
								0				
PROSTITUTION	16							0				
								0				
SEX OFFENSES	17					2		2	2			
								0		2		
SALE/MANUFACTURE OF DRUGS								0				
								0				
NARCOTICS	18A							0				
								0				
MARIJUANA	18B			1	1			2				
				1				1	3			
SYNTHETIC NARCOTICS	18C							0				
								0				

AGE, SEX AND RACE OF PERSONS ARRESTED
UNDER 18 YEARS OF AGE

OFFENSE	CLASS	SEX	***** AGE *****					***** RACE *****					
			12/ UNDER	13 14	15	16	17	TOTAL UNDER 18	WHITE	BLACK	IND	ASIAN	
OTHER NON-NARCOTIC	18D							0					
POSSESSION OF DRUGS								0					
NARCOTICS	18E							0					
MARIJUANA	18F							0					
SYNTHETIC NARCOTICS	18G							0					
OTHER NON-NARCOTIC	18H							0					
DRUG ABUSE GRAND TOTAL								0					
GAMBLING								0					
BOOKMAKING	19A							0					
NUMBERS	19B							0					
OTHER GAMBLING	19C							0					
FAMILY/CHILD	20							0					
DRIV. INFLC.	21							0					
LIQUOR	22				1	1	2	2	5			8	
DISORDERLY	24							1	3				
CURFEW	28							0					
RUN-AWAYS	29					1		1	1			2	
ALL OTHER	26		1		2	9	8	20	1	20		1	
TOTAL ALL		M	7	16	16	34	28	101					
		F	5	6	5	6	4	26	118	4	4	1	
GRAND TOTAL			12	22	21	40	32	127	118	4	4	1	

OFFENSES KNOWN TO POLICE

CLASSIFICATION OF OFFENSES	OFFENSES REPORTED OR KNOWN	UNFOUNDED FALSE OR BASELESS	NUMBER OF ACTUAL OFFENSES	** OFFENSES CLEARED ** BY ARREST OR EXCEPTION JUVENILES ONLY	
				TOTAL	
CRIMINAL HOMICIDE MURDER & NONNEG MANSL MANSL BY NEGLIGENCE					
TOTAL	0	0	0	0	0
FORCIBLE RAPE RAPE BY FORCE ATTMPTD FORCIBLE RAPE					
TOTAL	0	0	0	0	0
ROBBERY FIREARM KNIFE/CUTTING INSTRMT OTHER DANGEROUS WEAPON STRONG-ARM (HANDS, FISTS)					
TOTAL	0	0	0	0	0
ASSAULT FIREARM KNIFE OR CUTTING INSTR. OTHER DANGEROUS WEAPON HANDS, FIST, FEET, AGGRAVTD OTHER ASSAULTS - SIMPLE	6 5 2 36 3		6 5 2 36 3	1 4 2 23 3	
TOTAL	52	0	52	33	0
BURGLARY FORCIBLE ENTRY UNLAWFUL ENTRY - NO FORCE ATTEMPTED FORCIBLE ENTRY	9 12		9 12	3 2	
TOTAL	21	0	21	5	0
LARCENY THEFT(EX MOTOR VEHICLES)	57		57	10	2
TOTAL	57	0	57	10	2
MOTOR VEHICLE THEFT AUTOS TRUCKS AND BUSES OTHER VEHICLES	13		13	2	
TOTAL	13	0	13	2	0
ARSON* ARSON					
TOTAL	0	0	0	0	0
GRAND TOTAL	143	0	143	50	2

PROPERTY STOLEN BY CLASSIFICATION

CLASSIFICATION OF OFFENSES	NUMBER OF		VALUE OF PROPERTY STOLEN		
	ACTUAL OFFENSES				
MURDER/MANSLAUGHTER MURDER/NONNEG MANSLAUGHTER	TOTAL	0	0	\$0.00	\$0.00
RAPE FORCIBLE RAPE	TOTAL	0	0	\$0.00	\$0.00
ROBBERY HIGHWAY (STRT,ALLEYS,ETC) COMMERCIAL HOUSE GAS OR SERVICE STATION CHAIN STORE RESIDENCE BANK MISCELLANEOUS	TOTAL	0	0	\$0.00	\$0.00
BURGLARY RESIDENCE (DWELLING) NIGHT (6PM - 6AM) DAY (6AM - 6PM) UNKNOWN NON-RESIDENCE (STORE ETC) NIGHT (6PM - 6AM) DAY (6AM - 6PM) UNKNOWN	TOTAL	21	0	\$14,805.00	\$0.00
LARCENIES BY VALUE (EX MV) \$200 AND OVER \$50 TO \$200 UNDER \$50		11 11 35		\$10,432.00 \$1,316.00 \$48.00	
LARCENIES BY TYPE POCKET - PICKING PURSE - SNATCHING SHOPLIFTING FROM MOTOR VEHICLES MOTOR VEH. PARTS & ACC. BICYCLES FROM BUILDINGS (EX C & H) FROM ANY COIN-OP MACHINES ALL OTHER			1 1 9 2 13 31		\$300.00 \$888.00 \$93.00 \$5,060.00 \$5,455.00
TOTAL		57	57	\$11,796.00	\$11,796.00
MOTOR VEHICLE THEFTS MOTOR VEHICLE THEFTS		13		\$668.00	
MOTOR VEHICLES RECOVERED STOLEN & REC'D LOCALLY STOLEN LOC & REC'D OTHER STOLEN OTHER & RECD LOCAL	TOTAL	13	0	\$668.00	\$0.00
GRAND TOTAL		91		\$27,269.00	

PROPERTY STOLEN/RECOVERED BY TYPE

TYPE OF PROPERTY	VALUE OF PROPERTY STOLEN	VALUE OF PROPERTY RECOVERED
-----	-----	-----
CURRENCY, NOTES, ETC.	\$7,147.00	
JEWELRY & PRECIOUS METALS	\$1,018.00	
CLOTHING AND FURS		
LOCALLY STOLEN MOTOR VEH.	\$668.00	
OFFICE EQUIPMENT		
TV, RADIOS, CAMERAS, ETC.	\$550.00	
FIREARMS	\$881.00	
HOUSEHOLD GOODS		
CONSUMABLE GOODS	\$31.00	
LIVESTOCK		
MISCELLANEOUS	\$16,974.00	
-----	-----	-----
GRAND TOTAL	\$27,269.00	\$0.00

AGE, SEX AND RACE OF PERSON ARRESTED

18 YEARS OF AGE AND OVER

OFFENSE	CLASS	SEX	A G E																	TOTAL	R A C E																
			18	19	20	21	22	23	24	25	29	30	34	35	39	40	44	45	49		50	54	55	59	60	64	65	OV	WHT	BLK	IND	ASN					
MURDER	01A																														0					0	
MANSLAUGHTER	01B																															0					0
RAPE	02																															0					0
ROBBERY	03																															0					0
AGG. ASSAULT	04		1		1						2			8	9	3	1	1			1	1									27	3	29		1		
BURGLARY	05					1				1				1																	3		2		1		
LARCENY	06					1				1			2																		4		4				
MV. THEFT	07					1																									1	1	1		1		
OTH. ASSLT.	08					1				1			1																		3		2		1		
ARSON	09																														0					0	
FORGERY	10																														0					0	
FRAUD	11									2					1																0	3	3				
EMBEZZLEMENT	12																				1										0	1	1				
STOLEN PROPERTY	13					1					1																				2		2				
VANDALISM	14										3			2	1	1															7	0	5		2		
WEAPONS	15											1			1																2	0	2				
PROSTITUTION	16																														0					0	
SEX OFFENSES	17																														1	0	1				
SALE/MANUFACTURE OF DRUGS																															0					0	
NARCOTICS	18A					2	1	4	3				1	15																	26	0	26				
MARIJUANA	18B												1																		1	0	1				

AGE, SEX AND RACE OF PERSONS ARRESTED

UNDER 18 YEARS OF AGE

OFFENSE	CLASS SEX	***** AGE *****					***** RACE *****				
		12/ UNDER	13 14	15	16	17	TOTAL UNDER 18	WHITE	BLACK	IND	ASIAN
MURDER	01A						0				
MANSLAUGHTER	01B						0				
RAPE	02						0				
ROBBERY	03						0				
AGG. ASSAULT	04						0				
BURGLARY	05	1					1	1			
LARCENY	06		1	2			2	2		1	
MV. THEFT	07						0				
OTH. ASSLT.	08						0				
ARSON	09						0				
FORGERY	10						0				
FRAUD	11						0				
EMBEZZLEMENT	12						0				
STOLEN PROPERTY	13						0				
VANDALISM	14	2					2	2			
WEAPONS	15						0				
PROSTITUTION	16						0				
SEX OFFENSES	17						0				
SALE/MANUFACTURE OF DRUGS							0				
NARCOTICS	18A						0				
MARIJUANA	18B						0				
SYNTHETIC NARCOTICS	18C						0				

AGE, SEX AND RACE OF PERSONS ARRESTED

UNDER 18 YEARS OF AGE

OFFENSE	CLASS	SEX	***** AGE *****					***** RACE *****				
			12/ UNDER	13 14	15	16	17	TOTAL UNDER 18	WHITE	BLACK	IND	ASIAN
OTHER NON-NARCOTIC	18D							0				
POSSESSION OF DRUGS								0				
NARCOTICS	18E							0				
MARIJUANA	18F						1	1		1		
SYNTHETIC NARCOTICS	18G							0				
OTHER NON-NARCOTIC	18H							0				
DRUG ABUSE GRAND TOTAL								0				
GAMBLING								0				
BOOKMAKING	19A							0				
NUMBERS	19B							0				
OTHER GAMBLING	19C							0				
FAMILY/CHILD	20							0				
DRIV. INFLC.	21						1	1			1	
LIQUOR	22			1		2	3	6				
DISORDERLY	24			1			1	2		5		3
CURFEW	28							0				
RUN-AWAYS	29							0				
ALL OTHER	26							0				
TOTAL ALL		M	3	1	2	2	5	13				
		F		2			1	3		11		5
GRAND TOTAL			3	3			6	16		11		5

OFFENSES KNOWN TO POLICE

CLASSIFICATION OF OFFENSES	OFFENSES REPORTED OR KNOWN	UNFOUNDED FALSE OR BASELESS	NUMBER OF ACTUAL OFFENSES	** OFFENSES CLEARED ** BY ARREST OR EXCEPTION JUVENILES ONLY	
				TOTAL	ONLY
CRIMINAL HOMICIDE MURDER & NONNEG MANSL MANSL BY NEGLIGENCE					
TOTAL	0	0	0	0	0
FORCIBLE RAPE RAPE BY FORCE ATTMPTD FORCIBLE RAPE					
TOTAL	0	0	0	0	0
ROBBERY FIREARM KNIFE/CUTTING INSTRMT OTHER DANGEROUS WEAPON STRONG-ARM (HANDS,FISTS)					
TOTAL	0	0	0	0	0
ASSAULT FIREARM KNIFE OR CUTTING INSTR. OTHER DANGEROUS WEAPON HANDS,FIST,FEET, AGGRAVTD OTHER ASSAULTS - SIMPLE	1		1		
	11	1	10	10	1
TOTAL	12	1	11	10	1
BURGLARY FORCIBLE ENTRY UNLAWFUL ENTRY - NO FORCE ATTEMPTED FORCIBLE ENTRY	1		1		
TOTAL	1	0	1	0	0
LARCENY THEFT(EX MOTOR VEHICLES)	6		6	3	2
TOTAL	6	0	6	3	2
MOTOR VEHICLE THEFT AUTOS TRUCKS AND BUSES OTHER VEHICLES	1		1	1	
TOTAL	1	0	1	1	0
ARSON* ARSON					
TOTAL	0	0	0	0	0
GRAND TOTAL	20	1	19	14	3

PROPERTY STOLEN BY CLASSIFICATION

CLASSIFICATION OF OFFENSES	NUMBER OF ACTUAL OFFENSES		VALUE OF PROPERTY STOLEN	
MURDER/MANSLAUGHTER				
MURDER/NONNEG MANSLAUGHTER				
	TOTAL	0	0	\$0.00

RAPE				
FORCIBLE RAPE				
	TOTAL	0	0	\$0.00

ROBBERY				
HIGHWAY (STRT,ALLEYS,ETC)				
COMMERCIAL HOUSE				
GAS OR SERVICE STATION				
CHAIN STORE				
RESIDENCE				
BANK				
MISCELLANEOUS				
	TOTAL	0	0	\$0.00

BURGLARY				
RESIDENCE (DWELLING)				
NIGHT (6PM - 6AM)				
DAY (6AM - 6PM)				
UNKNOWN	1		\$200.00	
NON-RESIDENCE (STORE ETC)				
NIGHT (6PM - 6AM)				
DAY (6AM - 6PM)				
UNKNOWN				
	TOTAL	1	0	\$200.00

LARCENIES BY VALUE (EX MV)				
\$200 AND OVER	3		\$49,830.00	
\$50 TO \$200	3		\$320.00	
UNDER \$50				

LARCENIES BY TYPE				
POCKET - PICKING				
PURSE - SNATCHING				
SHOPLIFTING				
FROM MOTOR VEHICLES				
MOTOR VEH. PARTS & ACC.				
BICYCLES				
FROM BUILDINGS (EX C & H)		1	\$27,730.00	
FROM ANY COIN-OP MACHINES				
ALL OTHER		5	\$22,420.00	
	TOTAL	6	6	\$50,150.00

MOTOR VEHICLE THEFTS				
MOTOR VEHICLE THEFTS	1			

MOTOR VEHICLES RECOVERED				
STOLEN & REC'D LOCALLY				
STOLEN LOC & REC'D OTHER				
STOLEN OTHER & RECD LOCAL				
	TOTAL	1	0	\$0.00

GRAND TOTAL		8		\$50,350.00

PROPERTY STOLEN/RECOVERED BY TYPE

TYPE OF PROPERTY	VALUE OF PROPERTY STOLEN	VALUE OF PROPERTY RECOVERED
CURRENCY, NOTES, ETC.	\$22,150.00	\$50.00
JEWELRY & PRECIOUS METALS		
CLOTHING AND FURS	\$1,881.00	
LOCALLY STOLEN MOTOR VEH.		
OFFICE EQUIPMENT		
TV, RADIOS, CAMERAS, ETC.	\$13,962.00	
FIREARMS		
HOUSEHOLD GOODS		
CONSUMABLE GOODS	\$120.00	\$120.00
LIVESTOCK		
MISCELLANEOUS	\$12,237.00	\$3,150.00
GRAND TOTAL	\$50,350.00	\$3,320.00

AGE, SEX AND RACE OF PERSON ARRESTED

18 YEARS OF AGE AND OVER

OFFENSE	CLASS	SEX	A G E																	R A C E										
			18	19	20	21	22	23	24	25	29	30	34	35	39	40	44	45	49	50	54	55	59	60	65	OV	TOTAL	WHT	BLK	IND
SYNTHETIC NARCOTICS	18C																									0				
OTHER NON-NARCOTIC	18D																									0				
POSSESSION OF DRUGS																										0				
NARCOTICS	18E							1																		1			1	
MARIJUANA	18F				1								1													2			2	
SYNTHETIC NARCOTICS	18G																									0				
OTHER NON-NARCOTIC	18H																									0				
DRUG ABUSE GRAND TOTAL																										0				
GAMBLING																										0				
BOOKMAKING	19A																									0				
NUMBERS	19B																									0				
OTHER GAMBLING	19C																									0				
FAMILY/CHILD	20																									0				
DRIV. INFLC.	21							1				3	1		1								1			7		2		5
LIQUOR	22		2	7	2			1																		12		5		7
DRUNKENNESS	23																									0				
DISORDERLY	24																									0				
VAGRANCY	25																									0				
ALL OTHER	26							2		1	5	6	1		1											16		4		12
TOTAL ALL			2	7	3	2	5	1	1	13	9	4	1	1												50		14	1	35
GRAND TOTAL																										50		14	1	35

AGE, SEX AND RACE OF PERSONS ARRESTED

UNDER 18 YEARS OF AGE

OFFENSE	CLASS SEX	***** AGE *****					***** RACE *****				
		12/ UNDER	13 14	15	16	17	TOTAL UNDER 18	WHITE	BLACK	IND	ASIAN
MURDER	01A						0				
MANSLAUGHTER	01B						0				
RAPE	02						0				
ROBBERY	03						0				
AGG. ASSAULT	04						0				
BURGLARY	05						0				
LARCENY	06	2	2				4			4	
MV. THEFT	07						0				
OTH. ASSLTs.	08			1			1			1	
ARSON	09						0				
FORGERY	10						0				
FRAUD	11						0				
EMBEZZLEMENT	12						0				
STOLEN PROPERTY	13						0				
VANDALISM	14	2					2			2	
WEAPONS	15						0				
PROSTITUTION	16						0				
SEX OFFENSES	17						0				
SALE/MANUFACTURE OF DRUGS							0				
NARCOTICS	18A						0				
MARIJUANA	18B						0				
SYNTHETIC NARCOTICS	18C						0				

AGE, SEX AND RACE OF PERSONS ARRESTED
UNDER 18 YEARS OF AGE

OFFENSE	CLASS	SEX	***** AGE *****					***** RACE *****				
			12/ UNDER	13 14	15	16	17	TOTAL UNDER 18	WHITE	BLACK	IND	ASIAN
OTHER NON-NARCOTIC	18D						0					
POSSESSION OF DRUGS							0					
NARCOTICS	18E						0					
MARIJUANA	18F						0					
SYNTHETIC NARCOTICS	18G						0					
OTHER NON-NARCOTIC	18H						0					
DRUG ABUSE GRAND TOTAL							0					
GAMBLING							0					
BOOKMAKING	19A						0					
NUMBERS	19B						0					
OTHER GAMBLING	19C						0					
FAMILY/CHILD	20						0					
DRIV. INFLC.	21						1				1	
LIQUOR	22		1	1	1		3	6			2	4
DISORDERLY	24						0					
CURFEW	28						0					
RUN-AWAYS	29						0					
ALL OTHER	26		4	1			5					5
TOTAL ALL		M	9	4	2		4	19			2	17
		F						0				
GRAND TOTAL			9					19			2	17

OFFENSES KNOWN TO POLICE

CLASSIFICATION OF OFFENSES	OFFENSES REPORTED OR KNOWN	UNFOUNDED FALSE OR BASELESS	NUMBER OF ACTUAL OFFENSES	** OFFENSES CLEARED **	
				TOTAL	BY ARREST OR EXCEPTION JUVENILES ONLY
CRIMINAL HOMICIDE					
MURDER & NONNEG MANSL					
MANSL BY NEGLIGENCE					
TOTAL	0	0	0	0	0
FORCIBLE RAPE					
RAPE BY FORCE					
ATTMPTD FORCIBLE RAPE	1		1		
TOTAL	1	0	1	0	0
ROBBERY					
FIREARM					
KNIFE/CUTTING INSTRMT					
OTHER DANGEROUS WEAPON					
STRONG-ARM (HANDS,FISTS)					
TOTAL	0	0	0	0	0
ASSAULT					
FIREARM	1		1	1	
KNIFE OR CUTTING INSTR.	1		1		
OTHER DANGEROUS WEAPON	1		1	1	
HANDS, FIST, FEET, AGGRAVTD	6		6	5	
OTHER ASSAULTS - SIMPLE	64		64	51	1
TOTAL	73	0	73	58	1
BURGLARY					
FORCIBLE ENTRY	3		3	1	
UNLAWFUL ENTRY - NO FORCE	5		5	2	
ATTEMPTED FORCIBLE ENTRY					
TOTAL	8	0	8	3	0
LARCENY					
THEFT(EX MOTOR VEHICLES)	50		50	14	11
TOTAL	50	0	50	14	11
MOTOR VEHICLE THEFT					
AUTOS	3		3		
TRUCKS AND BUSES					
OTHER VEHICLES	5	2	3	3	
TOTAL	8	2	6	3	0
ARSON*					
ARSON	2		2		
TOTAL	2	0	2	0	0
GRAND TOTAL	142	2	140	78	12

PROPERTY STOLEN BY CLASSIFICATION

CLASSIFICATION OF OFFENSES	NUMBER OF		VALUE OF PROPERTY STOLEN	
	ACTUAL OFFENSES			
MURDER/MANSLAUGHTER				
MURDER/NONNEG MANSLAUGHTER				
	TOTAL	0	0	\$0.00 \$0.00
RAPE				
FORCIBLE RAPE		1		
	TOTAL	1	0	\$0.00 \$0.00
ROBBERY				
HIGHWAY (STRT,ALLEYS,ETC)				
COMMERCIAL HOUSE				
GAS OR SERVICE STATION				
CHAIN STORE				
RESIDENCE				
BANK				
MISCELLANEOUS				
	TOTAL	0	0	\$0.00 \$0.00
BURGLARY				
RESIDENCE (DWELLING)				
NIGHT (6PM - 6AM)		1		
DAY (6AM - 6PM)		3		\$250.00
UNKNOWN		3		\$2,572.00
NON-RESIDENCE (STORE ETC)				
NIGHT (6PM - 6AM)		1		
DAY (6AM - 6PM)				
UNKNOWN				
	TOTAL	8	0	\$2,822.00 \$0.00
LARCENIES BY VALUE (EX MV)				
\$200 AND OVER		25		\$29,104.00
\$50 TO \$200		8		\$1,441.00
UNDER \$50		17		\$131.00
LARCENIES BY TYPE				
POCKET - PICKING			1	\$25.00
PURSE - SNATCHING			11	\$525.00
SHOPLIFTING			17	\$11,561.00
FROM MOTOR VEHICLES				
MOTOR VEH. PARTS & ACC.			1	\$200.00
BICYCLES			7	\$6,055.00
FROM BUILDINGS (EX C & H)				
FROM ANY COIN-OP MACHINES				
ALL OTHER			13	\$12,310.00
	TOTAL	50	50	\$30,676.00 \$30,676.00
MOTOR VEHICLE THEFTS				
MOTOR VEHICLE THEFTS		6		\$2,000.00
MOTOR VEHICLES RECOVERED				
STOLEN & REC'D LOCALLY			1	
STOLEN LOC & REC'D OTHER				
STOLEN OTHER & RECD LOCAL				
	TOTAL	6	1	\$2,000.00 \$0.00
	GRAND TOTAL	65		\$35,498.00

PROPERTY STOLEN/RECOVERED BY TYPE

TYPE OF PROPERTY -----	VALUE OF PROPERTY STOLEN -----	VALUE OF PROPERTY RECOVERED -----
CURRENCY, NOTES, ETC.	\$3,955.00	
JEWELRY & PRECIOUS METALS	\$6,900.00	
CLOTHING AND FURS	\$1,675.00	
LOCALLY STOLEN MOTOR VEH.	\$2,000.00	\$100.00
OFFICE EQUIPMENT		
TV, RADIOS, CAMERAS, ETC.	\$5,054.00	\$250.00
FIREARMS		
HOUSEHOLD GOODS	\$339.00	
CONSUMABLE GOODS	\$32.00	\$10.00
LIVESTOCK		
MISCELLANEOUS	\$15,543.00	\$1,800.00

GRAND TOTAL	\$35,498.00	\$2,160.00

AGE, SEX AND RACE OF PERSON ARRESTED

18 YEARS OF AGE AND OVER

OFFENSE	CLASS	SEX	A G E													TOTAL	R A C E											
			18	19	20	21	22	23	24	25	30	35	40	45	50		55	60	65	OV	WHT	BLK	IND	ASN				
SYNTHETIC NARCOTICS	18C																						0					
OTHER NON-NARCOTIC	18D																							0				
POSSESSION OF DRUGS																							0					
NARCOTICS	18E								4		1	1											6		4		2	
MARIJUANA	18F	1							4		2												7		6		1	
SYNTHETIC NARCOTICS	18G																						0					
OTHER NON-NARCOTIC	18H				1																		1		1			
DRUG ABUSE GRAND TOTAL																							0					
GAMBLING																							0					
BOOKMAKING	19A																						0					
NUMBERS	19B																						0					
OTHER GAMBLING	19C																						0					
FAMILY/CHILD	20			1	2	2																	5					
DRIV. INFLC.	21		2	2	4	4	5	7	3	20	28	26	16	6	2	6	2						133					
LIQUOR	22		30	13	11		1																55					
DRUNKENNESS	23																						0					
DISORDERLY	24		1	2	1	1		1	1	8	2	4	1										22					
VAGRANCY	25																						0					
ALL OTHER	26		7	3	16	10	11	12	23	75	64	51	21	11	7								311					
TOTAL ALL			43	22	37	20	18	23	37	125	112	92	50	21	9	7	3	1					620					
GRAND TOTAL			45	27		24	23	27	41	151	126	102	54	33	12								713	609	5	96	3	

AGE, SEX AND RACE OF PERSONS ARRESTED

UNDER 18 YEARS OF AGE

OFFENSE	CLASS SEX	***** AGE *****					***** RACE *****				
		12/ UNDER	13 14	15	16	17	TOTAL UNDER 18	WHITE	BLACK	IND	ASIAN
MURDER	01A						0				
MANSLAUGHTER	01B						0				
RAPE	02						0				
ROBBERY	03						0				
AGG. ASSAULT	04						0				
BURGLARY	05						0				
LARCENY	06	3	6	1	1	1	11	11		1	
MV. THEFT	07						0				
OTH. ASSLT.	08					1	1	1			
ARSON	09						0				
FORGERY	10						0				
FRAUD	11						0				
EMBEZZLEMENT	12						0				
STOLEN PROPERTY	13						0				
VANDALISM	14			1	1	2	4	4			
WEAPONS	15						0				
PROSTITUTION	16						0				
SEX OFFENSES	17						0				
SALE/MANUFACTURE OF DRUGS							0				
NARCOTICS	18A						0				
MARIJUANA	18B						0				
SYNTHETIC NARCOTICS	18C						0				

AGE, SEX AND RACE OF PERSONS ARRESTED
UNDER 18 YEARS OF AGE

OFFENSE	CLASS SEX	***** AGE *****					***** RACE *****				
		12/ UNDER	13 14	15	16	17	TOTAL UNDER 18	WHITE	BLACK	IND	ASIAN
OTHER NON-NARCOTIC	18D	1					1				
		1					1	2			
POSSESSION OF DRUGS							0				
							0				
NARCOTICS	18E						0				
							0				
MARIJUANA	18F						0				
							0				
SYNTHETIC NARCOTICS	18G						0				
							0				
OTHER NON-NARCOTIC	18H						0				
							0				
DRUG ABUSE GRAND TOTAL							0				
							0				
GAMBLING							0				
							0				
BOOKMAKING	19A						0				
							0				
NUMBERS	19B						0				
							0				
OTHER GAMBLING	19C						0				
							0				
FAMILY/CHILD	20						0				
							0				
DRIV. INFLC.	21					1	1	2		1	1
								0	1	1	
LIQUOR	22	1	5	2	2	4	14				
		1	2	2		4	9	19	1	3	
DISORDERLY	24						0				
							0				
CURFEW	28						0				
							0				
RUN-AWAYS	29						0				
			1				1				1
ALL OTHER	26		6			10	16				
							0	14	1	1	
TOTAL ALL	M	5	17	3	5	19	49				
	F	2	3	3		4	12	52	3	6	
GRAND TOTAL		7	20	6		23	61	52	3	6	

OFFENSES KNOWN TO POLICE

CLASSIFICATION OF OFFENSES -----	OFFENSES REPORTED OR KNOWN	UNFOUNDED FALSE OR BASELESS	NUMBER OF ACTUAL OFFENSES	** OFFENSES CLEARED ** BY ARREST OR EXCEPTION	
				TOTAL	JUVENILES ONLY
CRIMINAL HOMICIDE MURDER & NONNEG MANSL MANSL BY NEGLIGENCE					
TOTAL	0	0	0	0	0
FORCIBLE RAPE RAPE BY FORCE ATTMPTD FORCIBLE RAPE					
TOTAL	0	0	0	0	0
ROBBERY FIREARM KNIFE/CUTTING INSTRMT OTHER DANGEROUS WEAPON STRONG-ARM (HANDS,FISTS)					
TOTAL	0	0	0	0	0
ASSAULT FIREARM KNIFE OR CUTTING INSTR. OTHER DANGEROUS WEAPON HANDS,FIST,FEET, AGGRAVTD OTHER ASSAULTS - SIMPLE	1		1	1	
	3		3	2	
TOTAL	4	0	4	3	0
BURGLARY FORCIBLE ENTRY UNLAWFUL ENTRY - NO FORCE ATTEMPTED FORCIBLE ENTRY	1		1		
TOTAL	1	0	1	0	0
LARCENY THEFT(EX MOTOR VEHICLES)	21		21	3	
TOTAL	21	0	21	3	0
MOTOR VEHICLE THEFT AUTOS TRUCKS AND BUSES OTHER VEHICLES					
TOTAL	0	0	0	0	0
ARSON* ARSON					
TOTAL	0	0	0	0	0
GRAND TOTAL	26	0	26	6	0

PROPERTY STOLEN BY CLASSIFICATION

CLASSIFICATION OF OFFENSES	NUMBER OF ACTUAL OFFENSES		VALUE OF PROPERTY STOLEN	
<hr/>				
MURDER/MANSLAUGHTER				
MURDER/NONNEG MANSLAUGHTER				
	TOTAL	0	0	\$0.00
				\$0.00
<hr/>				
RAPE				
FORCIBLE RAPE				
	TOTAL	0	0	\$0.00
				\$0.00
<hr/>				
ROBBERY				
HIGHWAY (STRT,ALLEYS,ETC)				
COMMERCIAL HOUSE				
GAS OR SERVICE STATION				
CHAIN STORE				
RESIDENCE				
BANK				
MISCELLANEOUS				
	TOTAL	0	0	\$0.00
				\$0.00
<hr/>				
BURGLARY				
RESIDENCE (DWELLING)				
NIGHT (6PM - 6AM)				
DAY (6AM - 6PM)				
UNKNOWN				
NON-RESIDENCE (STORE ETC)				
NIGHT (6PM - 6AM)				
DAY (6AM - 6PM)				
UNKNOWN	1		\$12,655.00	
	TOTAL	1	0	\$12,655.00
				\$0.00
<hr/>				
LARCENIES BY VALUE (EX MV)				
\$200 AND OVER	7		\$2,596.00	
\$50 TO \$200	7		\$940.00	
UNDER \$50	7		\$173.00	
<hr/>				
LARCENIES BY TYPE				
POCKET - PICKING				
PURSE - SNATCHING				
SHOPLIFTING				
FROM MOTOR VEHICLES				
MOTOR VEH. PARTS & ACC.				
BICYCLES				
FROM BUILDINGS (EX C & H)				
FROM ANY COIN-OP MACHINES				
ALL OTHER		21		\$3,709.00
	TOTAL	21	21	\$3,709.00
				\$3,709.00
<hr/>				
MOTOR VEHICLE THEFTS				
MOTOR VEHICLE THEFTS				
<hr/>				
MOTOR VEHICLES RECOVERED				
STOLEN & REC'D LOCALLY				
STOLEN LOC & REC'D OTHER				
STOLEN OTHER & RECD LOCAL				
	TOTAL	0	0	\$0.00
				\$0.00
<hr/>				
GRAND TOTAL		22		\$16,364.00

AGENCY: Skagway PD

Months of 1/89 to 12/89

PROPERTY STOLEN/RECOVERED BY TYPE

TYPE OF PROPERTY -----	VALUE OF PROPERTY STOLEN -----	VALUE OF PROPERTY RECOVERED -----
CURRENCY, NOTES, ETC.	\$610.00	
JEWELRY & PRECIOUS METALS	\$12,805.00	\$9,632.00
CLOTHING AND FURS		
LOCALLY STOLEN MOTOR VEH.		
OFFICE EQUIPMENT		
TV, RADIOS, CAMERAS, ETC.	\$350.00	
FIREARMS		
HOUSEHOLD GOODS		
CONSUMABLE GOODS	\$150.00	\$150.00
LIVESTOCK		
MISCELLANEOUS	\$2,449.00	\$640.00

GRAND TOTAL	\$16,364.00	\$10,422.00

AGE, SEX AND RACE OF PERSONS ARRESTED

UNDER 18 YEARS OF AGE

OFFENSE	CLASS SEX	***** AGE *****					***** RACE *****				
		12/ UNDER	13 14	15	16	17	TOTAL UNDER 18	WHITE	BLACK	IND	ASIAN
MURDER	01A						0				
MANSLAUGHTER	01B						0				
RAPE	02						0				
ROBBERY	03						0				
AGG. ASSAULT	04						0				
BURGLARY	05						0				
LARCENY	06				1		1		1		
MV. THEFT	07						0				
OTH. ASSLTs.	08						0				
ARSON	09						0				
FORGERY	10						0				
FRAUD	11						0				
EMBEZZLEMENT	12						0				
STOLEN PROPERTY	13						0				
VANDALISM	14						0				
WEAPONS	15						0				
PROSTITUTION	16						0				
SEX OFFENSES	17						0				
SALE/MANUFACTURE OF DRUGS							0				
NARCOTICS	18A						0				
MARIJUANA	18B						0				
SYNTHETIC NARCOTICS	18C						0				

AGE, SEX AND RACE OF PERSONS ARRESTED
UNDER 18 YEARS OF AGE

OFFENSE	CLASS	SEX	***** AGE *****					***** RACE *****				
			12/ UNDER	13 14	15	16	17	TOTAL UNDER 18	WHITE	BLACK	IND	ASIAN
OTHER NON-NARCOTIC	18D							0				

POSSESSION OF DRUGS								0				

NARCOTICS	18E							0				

MARIJUANA	18F							0				

SYNTHETIC NARCOTICS	18G							0				

OTHER NON-NARCOTIC	18H							0				

DRUG ABUSE GRAND TOTAL								0				

GAMBLING								0				

BOOKMAKING	19A							0				

NUMBERS	19B							0				

OTHER GAMBLING	19C							0				

FAMILY/CHILD	20							0				

DRIV. INFLC.	21							0				

LIQUOR	22							0				

DISORDERLY	24							0				

CURFEW	28							0				

RUN-AWAYS	29							0				

ALL OTHER	26							0				

TOTAL ALL		M						2				
		F						1				

GRAND TOTAL			0					3		2		1

OFFENSES KNOWN TO POLICE

CLASSIFICATION OF OFFENSES -----	OFFENSES REPORTED OR KNOWN	UNFOUNDED FALSE OR BASELESS	NUMBER OF ACTUAL OFFENSES	** OFFENSES CLEARED ** BY ARREST OR EXCEPTION JUVENILES ONLY	
				TOTAL	
CRIMINAL HOMICIDE MURDER & NONNEG MANSL MANSL BY NEGLIGENCE					
TOTAL	0	0	0	0	0
FORCIBLE RAPE RAPE BY FORCE ATTMPTD FORCIBLE RAPE					
TOTAL	0	0	0	0	0
ROBBERY FIREARM KNIFE/CUTTING INSTRMT OTHER DANGEROUS WEAPON STRONG-ARM (HANDS,FISTS)					
TOTAL	1	0	1	0	0
ASSAULT FIREARM KNIFE OR CUTTING INSTR. OTHER DANGEROUS WEAPON HANDS, FIST, FEET, AGGRAVTD OTHER ASSAULTS - SIMPLE					
TOTAL	41	0	41	28	4
BURGLARY FORCIBLE ENTRY UNLAWFUL ENTRY - NO FORCE ATTEMPTED FORCIBLE ENTRY					
TOTAL	30	0	30	1	0
LARCENY THEFT(EX MOTOR VEHICLES)					
TOTAL	188	0	188	52	27
MOTOR VEHICLE THEFT AUTOS TRUCKS AND BUSES OTHER VEHICLES					
TOTAL	8	0	8	5	1
ARSON* ARSON					
TOTAL	1	0	1	0	0
GRAND TOTAL	269	0	269	86	32

PROPERTY STOLEN BY CLASSIFICATION

CLASSIFICATION OF OFFENSES	NUMBER OF		VALUE OF PROPERTY STOLEN		
	ACTUAL OFFENSES				
MURDER/MANSLAUGHTER MURDER/NONNEG MANSLAUGHTER	TOTAL	0	0	\$0.00	\$0.00
RAPE FORCIBLE RAPE	TOTAL	0	0	\$0.00	\$0.00
ROBBERY HIGHWAY (STRT,ALLEYS,ETC) COMMERCIAL HOUSE GAS OR SERVICE STATION CHAIN STORE RESIDENCE BANK MISCELLANEOUS	TOTAL	1	0	\$800.00	\$0.00
BURGLARY RESIDENCE (DWELLING) NIGHT (6PM - 6AM) DAY (6AM - 6PM) UNKNOWN NON-RESIDENCE (STORE ETC) NIGHT (6PM - 6AM) DAY (6AM - 6PM) UNKNOWN	TOTAL	30	0	\$16,481.00	\$0.00
LARCENIES BY VALUE (EX MV) \$200 AND OVER \$50 TO \$200 UNDER \$50		70 49 69		\$83,451.00 \$5,296.00 \$934.00	
LARCENIES BY TYPE POCKET - PICKING PURSE - SNATCHING SHOPLIFTING FROM MOTOR VEHICLES MOTOR VEH. PARTS & ACC. BICYCLES FROM BUILDINGS (EX C & H) FROM ANY COIN-OP MACHINES ALL OTHER	TOTAL	188	188	\$89,681.00	\$89,681.00
MOTOR VEHICLE THEFTS MOTOR VEHICLE THEFTS		8		\$51,550.00	
MOTOR VEHICLES RECOVERED STOLEN & REC'D LOCALLY STOLEN LOC & REC'D OTHER STOLEN OTHER & RECD LOCAL	TOTAL	8	5	\$51,550.00	\$0.00
GRAND TOTAL		227		\$158,512.00	

PROPERTY STOLEN/RECOVERED BY TYPE

TYPE OF PROPERTY	VALUE OF PROPERTY STOLEN	VALUE OF PROPERTY RECOVERED
-----	-----	-----
CURRENCY, NOTES, ETC.	\$17,875.00	\$60.00
JEWELRY & PRECIOUS METALS	\$24,945.00	\$7.00
CLOTHING AND FURS	\$3,103.00	\$2,166.00
LOCALLY STOLEN MOTOR VEH.	\$51,550.00	\$24,550.00
OFFICE EQUIPMENT	\$2,259.00	
TV, RADIOS, CAMERAS, ETC.	\$4,691.00	\$445.00
FIREARMS	\$2,580.00	
HOUSEHOLD GOODS	\$7,040.00	
CONSUMABLE GOODS	\$2,529.00	\$2,151.00
LIVESTOCK		
MISCELLANEOUS	\$41,940.00	\$2,499.00
-----	-----	-----
GRAND TOTAL	\$158,512.00	\$31,878.00

AGE, SEX AND RACE OF PERSONS ARRESTED

UNDER 18 YEARS OF AGE

OFFENSE	CLASS SEX	***** AGE *****						***** RACE *****			
		12/ UNDER	13 14	15	16	17	TOTAL UNDER 18	WHITE	BLACK	IND	ASIAN
MURDER	01A						0				
MANSLAUGHTER	01B						0				
RAPE	02						0				
ROBBERY	03						0				
AGG. ASSAULT	04						0				
BURGLARY	05	1	3	1	1	2	8		12		
LARCENY	06	7	6	3	5	3	24				1
MV. THEFT	07		1	1			2			1	1
OTH. ASSLT.	08				3	1	4				
ARSON	09						0				
FORGERY	10						0				
FRAUD	11						0				
EMBEZZLEMENT	12						0				
STOLEN PROPERTY	13						0				
VANDALISM	14		2			2	4		4		
WEAPONS	15			1			1		1		
PROSTITUTION	16						0				
SEX OFFENSES	17						0				
SALE/MANUFACTURE OF DRUGS							0				
NARCOTICS	18A						0				
MARIJUANA	18B						0				
SYNTHETIC NARCOTICS	18C						0				

AGE, SEX AND RACE OF PERSONS ARRESTED

UNDER 18 YEARS OF AGE

OFFENSE	CLASS	SEX	***** AGE *****					***** RACE *****				
			12/ UNDER	13 14	15	16	17	TOTAL UNDER 18	WHITE	BLACK	IND	ASIAN
OTHER NON-NARCOTIC	18D							0				
POSSESSION OF DRUGS								0				
NARCOTICS	18E							0				
MARIJUANA	18F				2		3	5			6	
				1				1				
SYNTHETIC NARCOTICS	18G							0				
OTHER NON-NARCOTIC	18H							0				
DRUG ABUSE GRAND TOTAL								0				
GAMBLING								0				
BOOKMAKING	19A							0				
NUMBERS	19B							0				
OTHER GAMBLING	19C							0				
FAMILY/CHILD	20							0				
DRIV. INFLC.	21					2		2			3	
						1		1				
LIQUOR	22			1	3	12	14	30				
				2				2	29	1	2	
DISORDERLY	24							0				
								0				
CURFEW	28							0				
								0				
RUN-AWAYS	29			1				0				
								1	1			
ALL OTHER	26			2	2	1	2	7				
						1		1	8			
TOTAL ALL		M	8	15	13	24	27	87				
		F	1	13	3	3	4	24	106	2	3	
GRAND TOTAL			9	28	16	27	31	111	106	2	3	

OFFENSES KNOWN TO POLICE

CLASSIFICATION OF OFFENSES -----	OFFENSES REPORTED OR KNOWN	UNFOUNDED FALSE OR BASELESS	NUMBER OF ACTUAL OFFENSES	** OFFENSES CLEARED ** BY ARREST OR EXCEPTION JUVENILES ONLY	
				TOTAL	-----
CRIMINAL HOMICIDE MURDER & NONNEG MANSL MANSL BY NEGLIGENCE					
TOTAL	0	0	0	0	0

FORCIBLE RAPE RAPE BY FORCE ATTMPTD FORCIBLE RAPE					
TOTAL	0	0	0	0	0

ROBBERY FIREARM KNIFE/CUTTING INSTRMT OTHER DANGEROUS WEAPON STRONG-ARM (HANDS, FISTS)					
TOTAL	0	0	0	0	0

ASSAULT FIREARM KNIFE OR CUTTING INSTR. OTHER DANGEROUS WEAPON HANDS, FIST, FEET, AGGRAVTD OTHER ASSAULTS - SIMPLE	1	1			
	28		28	26	
TOTAL	29	1	28	26	0

BURGLARY FORCIBLE ENTRY UNLAWFUL ENTRY - NO FORCE ATTEMPTED FORCIBLE ENTRY	3		3	1	1
	4		4	1	1
	3		3	1	1
TOTAL	10	0	10	3	3

LARCENY THEFT(EX MOTOR VEHICLES)	18		18	10	4
TOTAL	18	0	18	10	4

MOTOR VEHICLE THEFT AUTOS TRUCKS AND BUSES OTHER VEHICLES	1		1		
	4		4	2	2
TOTAL	5	0	5	2	2

ARSON* ARSON					
TOTAL	0	0	0	0	0

GRAND TOTAL	62	1	61	41	9

PROPERTY STOLEN BY CLASSIFICATION

CLASSIFICATION OF OFFENSES -----	NUMBER OF ACTUAL OFFENSES -----		VALUE OF PROPERTY STOLEN -----		
MURDER/MANSLAUGHTER MURDER/NONNEG MANSLAUGHTER					
	TOTAL	0	0	\$0.00	\$0.00

RAPE FORCIBLE RAPE					
	TOTAL	0	0	\$0.00	\$0.00

ROBBERY HIGHWAY (STRT,ALLEYS,ETC) COMMERCIAL HOUSE GAS OR SERVICE STATION CHAIN STORE RESIDENCE BANK MISCELLANECUS					
	TOTAL	0	0	\$0.00	\$0.00

BURGLARY RESIDENCE (DWELLING) NIGHT (6PM - 6AM) DAY (6AM - 6PM) UNKNOWN NON-RESIDENCE (STORE ETC) NIGHT (6PM - 6AM) DAY (6AM - 6PM) UNKNOWN					
	TOTAL	10	0	\$1,838.00	\$0.00

LARCENIES BY VALUE (EX MV) \$200 AND OVER \$50 TO \$200 UNDER \$50					
		8		\$11,442.00	
		5		\$810.00	
		5		\$38.00	

LARCENIES BY TYPE POCKET - PICKING PURSE - SNATCHING SHOPLIFTING FROM MOTOR VEHICLES MOTOR VEH. PARTS & ACC. BICYCLES FROM BUILDINGS (EX C & H) FROM ANY COIN-OP MACHINES ALL OTHER					
			2		\$10.00
			4		\$3,527.00
			1		
			11		\$8,753.00
	TOTAL	18	18	\$12,290.00	\$12,290.00

MOTOR VEHICLE THEFTS MOTOR VEHICLE THEFTS					
		5		\$9,250.00	

MOTOR VEHICLES RECOVERED STOLEN & REC'D LOCALLY STOLEN LOC & REC'D OTHER STOLEN OTHER & RECD LOCAL					
			7		
	TOTAL	5	7	\$9,250.00	\$0.00

	GRAND TOTAL	33		\$23,378.00	

PROPERTY STOLEN/RECOVERED BY TYPE

TYPE OF PROPERTY	VALUE OF PROPERTY STOLEN	VALUE OF PROPERTY RECOVERED
CURRENCY, NOTES, ETC.	\$1,692.00	\$1,542.00
JEWELRY & PRECIOUS METALS		
CLOTHING AND FURS	\$1,850.00	
LOCALLY STOLEN MOTOR VEH.	\$18,250.00	\$18,250.00
OFFICE EQUIPMENT		
TV, RADIOS, CAMERAS, ETC.		
FIREARMS		
HOUSEHOLD GOODS	\$400.00	\$400.00
CONSUMABLE GOODS	\$50.00	\$10.00
LIVESTOCK		
MISCELLANEOUS	\$1,136.00	\$403.00
GRAND TOTAL	\$23,378.00	\$20,605.00

AGE, SEX AND RACE OF PERSONS ARRESTED

UNDER 18 YEARS OF AGE

OFFENSE	CLASS SEX	***** AGE *****					***** RACE *****				
		12/ UNDER	13 14	15	16	17	TOTAL UNDER 18	WHITE	BLACK	IND	ASIAN
MURDER	01A						0				
MANSLAUGHTER	01B						0				
RAPE	02						0				
ROBBERY	03						0				
AGG. ASSAULT	04						0				
BURGLARY	05	3					3			3	
LARCENY	06	5					5				6
MV. THEFT	07	6					6				6
OTH. ASSLT.	08						0				
ARSON	09						0				
FORGERY	10						0				
FRAUD	11						0				
EMBEZZLEMENT	12						0				
STOLEN PROPERTY	13						0				
VANDALISM	14			1			1			1	
WEAPONS	15						0				
PROSTITUTION	16						0				
SEX OFFENSES	17						0				
SALE/MANUFACTURE OF DRUGS							0				
NARCOTICS	18A						0				
MARIJUANA	18B						0				
SYNTHETIC NARCOTICS	18C						0				

AGE, SEX AND RACE OF PERSONS ARRESTED

UNDER 18 YEARS OF AGE

OFFENSE	CLASS	SEX	***** AGE *****					***** RACE *****				
			12/ UNDER	13 14	15	16	17	TOTAL UNDER 18	WHITE	BLACK	IND	ASIAN
OTHER NON-NARCOTIC	18D							0				
POSSESSION OF DRUGS								0				
NARCOTICS	18E							0				
MARIJUANA	18F							0				
SYNTHETIC NARCOTICS	18G							0				
OTHER NON-NARCOTIC	18H							0				
DRUG ABUSE GRAND TOTAL								0				
GAMBLING								0				
BOOKMAKING	19A							0				
NUMBERS	19B							0				
OTHER GAMBLING	19C							0				
FAMILY/CHILD	20							0				
DRIV. INFLC.	21							0				
LIQUOR	22							0				
DISORDERLY	24							0				
CURFEW	28							0				
RUN-AWAYS	29							0				
ALL OTHER	26		2					2			2	
TOTAL ALL		M	16					16				
		F	1	1				2			18	
GRAND TOTAL			17					18			18	

OFFENSES KNOWN TO POLICE

CLASSIFICATION OF OFFENSES	OFFENSES REPORTED OR KNOWN	UNFOUNDED FALSE OR BASELESS	NUMBER OF ACTUAL OFFENSES	** OFFENSES CLEARED ** BY ARREST OR EXCEPTION JUVENILES ONLY	
				TOTAL	ONLY
CRIMINAL HOMICIDE					
MURDER & NONNEG MANSL					
MANSL BY NEGLIGENCE					
TOTAL	0	0	0	0	0
FORCIBLE RAPE					
RAPE BY FORCE					
ATTEMPTD FORCIBLE RAPE					
TOTAL	0	0	0	0	0
ROBBERY					
FIREARM					
KNIFE/CUTTING INSTRMT					
OTHER DANGEROUS WEAPON					
STRONG-ARM (HANDS,FISTS)					
TOTAL	0	0	0	0	0
ASSAULT					
FIREARM	4		4	1	
KNIFE OR CUTTING INSTR.	1		1	1	
OTHER DANGEROUS WEAPON	4		4		
HANDS,FIST,FEET, AGGRAVTD	2		2		
OTHER ASSAULTS - SIMPLE	61		61	3	
TOTAL	72	0	72	5	0
BURGLARY					
FORCIBLE ENTRY	8		8		
UNLAWFUL ENTRY - NO FORCE	6		6		
ATTEMPTED FORCIBLE ENTRY					
TOTAL	14	0	14	0	0
LARCENY					
THEFT(EX MOTOR VEHICLES)	96		96	2	
TOTAL	96	0	96	2	0
MOTOR VEHICLE THEFT					
AUTOS	12		12		
TRUCKS AND BUSES	1		1		
OTHER VEHICLES	3		3		
TOTAL	16	0	16	0	0
ARSON*					
ARSON					
TOTAL	0	0	0	0	0
GRAND TOTAL	198	0	198	7	0

PROPERTY STOLEN BY CLASSIFICATION

CLASSIFICATION OF OFFENSES	NUMBER OF ACTUAL OFFENSES		VALUE OF PROPERTY STOLEN	
<hr/>				
MURDER/MANSLAUGHTER				
MURDER/NONNEG MANSLAUGHTER				
TOTAL	0	0	\$0.00	\$0.00
<hr/>				
RAPE				
FORCIBLE RAPE				
TOTAL	0	0	\$0.00	\$0.00
<hr/>				
ROBBERY				
HIGHWAY (STRT,ALLEYS,ETC)				
COMMERCIAL HOUSE				
GAS OR SERVICE STATION				
CHAIN STORE				
RESIDENCE				
BANK				
MISCELLANEOUS				
TOTAL	0	0	\$0.00	\$0.00
<hr/>				
BURGLARY				
RESIDENCE (DWELLING)				
NIGHT (6PM - 6AM)				
DAY (6AM - 6PM)	1			
UNKNOWN	7			
NON-RESIDENCE (STORE ETC)				
NIGHT (6PM - 6AM)				
DAY (6AM - 6PM)				
UNKNOWN	6			
TOTAL	14	0	\$0.00	\$0.00
<hr/>				
LARCENIES BY VALUE (EX MV)				
\$200 AND OVER	37		\$104,183.00	
\$50 TO \$200	42		\$4,661.00	
UNDER \$50	17		\$412.00	
<hr/>				
LARCENIES BY TYPE				
POCKET - PICKING				
PURSE - SNATCHING				
SHOPLIFTING		2		\$2.00
FROM MOTOR VEHICLES		7		\$1,837.00
MOTOR VEH. PARTS & ACC.				
BICYCLES				
FROM BUILDINGS (EX C & H)		21		\$92,596.00
FROM ANY COIN-OP MACHINES				
ALL OTHER		66		\$14,821.00
TOTAL	96	96	\$109,256.00	\$109,256.00
<hr/>				
MOTOR VEHICLE THEFTS				
MOTOR VEHICLE THEFTS	16		\$58,150.00	
<hr/>				
MOTOR VEHICLES RECOVERED				
STOLEN & REC'D LOCALLY		15		
STOLEN LOC & REC'D OTHER				
STOLEN OTHER & RECD LOCAL				
TOTAL	16	15	\$58,150.00	\$0.00
<hr/>				
GRAND TOTAL	126		\$167,406.00	

PROPERTY STOLEN/RECOVERED BY TYPE

TYPE OF PROPERTY	VALUE OF PROPERTY STOLEN	VALUE OF PROPERTY RECOVERED
-----	-----	-----
CURRENCY, NOTES, ETC.	\$4,580.00	\$307.00
JEWELRY & PRECIOUS METALS	\$10,464.00	
CLOTHING AND FURS		
LOCALLY STOLEN MOTOR VEH.	\$58,250.00	\$51,600.00
OFFICE EQUIPMENT		
TV, RADIOS, CAMERAS, ETC.	\$775.00	\$350.00
FIREARMS	\$3,250.00	\$1,200.00
HOUSEHOLD GOODS		
CONSUMABLE GOODS	\$531.00	\$1.00
LIVESTOCK		
MISCELLANEOUS	\$89,556.00	\$6,770.00
-----	-----	-----
GRAND TOTAL	\$167,406.00	\$60,228.00

AGE, SEX AND RACE OF PERSON ARRESTED

18 YEARS OF AGE AND OVER

OFFENSE	CLASS	SEX	A G E																	R A C E												
			18	19	20	21	22	23	24	25	29	30	34	35	39	40	44	45	49	50	54	55	59	60	64	65	OV	TOTAL	WHT	BLK	IND	ASN
MURDER	01A																										0					
MANSLAUGHTER	01B																											0				
RAPE	02																											0				
ROBBERY	03																											0				
AGG. ASSAULT	04						1						2	2	1	1											7	1	7		1	
BURGLARY	05																											0				
LARCENY	06		1																								1					
MV. THEFT	07			1																							1			1		
OTH. ASSLTs.	08				1	1			1	4	20	9	4	2													42	4	40		6	
ARSON	09										1	1		2													0					
FORGERY	10																										0					
FRAUD	11																										0					
EMBEZZLEMENT	12																										0					
STOLEN PROPERTY	13																										0					
VANDALISM	14			2					1	2	3					1											8	1	8		1	
WEAPONS	15		1								5	3	1	2													12			10	2	
PROSTITUTION	16																										0					
SEX OFFENSES	17																										0					
SALE/MANUFACTURE OF DRUGS																											0					
NARCOTICS	18A												1	1													2					
MARIJUANA	18B								1					2	2												5					

AGE, SEX AND RACE OF PERSONS ARRESTED

UNDER 18 YEARS OF AGE

OFFENSE	CLASS SEX	***** AGE *****					***** RACE *****				
		12/ UNDER	13 14	15	16	17	TOTAL UNDER 18	WHITE	BLACK	IND	ASIAN
MURDER	01A						0				
-----							0				
MANSLAUGHTER	01B						0				
-----							0				
RAPE	02						0				
-----							0				
ROBBERY	03						0				
-----							0				
AGG. ASSAULT	04					1	1		1		
-----							0		1		
BURGLARY	05						0				
-----							0				
LARCENY	06	2	2	2		1	7				
-----							1		5		3
MV. THEFT	07					2	4				
-----							0				4
OTH. ASSLTs.	08						1				
-----			2				2		1		2
ARSON	09						0				
-----							0				
FORGERY	10						0				
-----							0				
FRAUD	11						0				
-----							0				
EMBEZZLEMENT	12						0				
-----							0				
STOLEN PROPERTY	13						0				
-----							0				
VANDALISM	14		2				2				
-----							0		2		
WEAPONS	15						0				
-----							0				
PROSTITUTION	16						0				
-----							0				
SEX OFFENSES	17						0				
-----							0				
SALE/MANUFACTURE OF DRUGS							0				
-----							0				
NARCOTICS	18A						0				
-----							0				
MARIJUANA	18B						0				
-----							0				
SYNTHETIC NARCOTICS	18C						0				
-----							0				

AGE, SEX AND RACE OF PERSONS ARRESTED

UNDER 18 YEARS OF AGE

OFFENSE	CLASS	SEX	***** AGE *****					***** RACE *****				
			12/ UNDER	13 14	15	16	17	TOTAL UNDER 18	WHITE	BLACK	IND	ASIAN
OTHER NON-NARCOTIC	18D							0				
POSSESSION OF DRUGS								0				
NARCOTICS	18E							0				
MARIJUANA	18F				1	1	2	4	0	3		1
SYNTHETIC NARCOTICS	18G							0				
OTHER NON-NARCOTIC	18H							0				
DRUG ABUSE GRAND TOTAL								0				
GAMBLING								0				
BOOKMAKING	19A							0				
NUMBERS	19B							0				
OTHER GAMBLING	19C							0				
FAMILY/CHILD	20							0				
DRIV. INFLC.	21						1	1	1	1		1
LIQUOR	22		1	1	2	8	21	32		48		17
DISORDERLY	24							0				
CURFEW	28			2	1	1	11	13		21		9
RUN-AWAYS	29			1	1			1		2		
ALL OTHER	26			1		1	1	2		1		3
TOTAL ALL		M	2	5	7	13	41	68				
		F	1	12	9	25	10	57		85		40
GRAND TOTAL			3	17	16	38	51	125		85		40

PART I OFFENSE DEFINITIONS

1. CRIMINAL HOMICIDE

Murder and nonnegligent manslaughter

Definition--The willful (nonnegligent) killing of one human being by another.

Manslaughter by negligence

Definition--The killing of another person through gross negligence.

2. FORCIBLE RAPE

Definition--The carnal knowledge of a female forcibly and against her will.

3. ROBBERY

Definition--The taking or attempting to take anything of value from the care, custody, or control of a person or persons by force or threat of force or violence and/or by putting the victim in fear.

4. AGGRAVATED ASSAULT

Definition--An unlawful attack by one person upon another for the purpose of inflicting severe or aggravated bodily injury. This type of assault usually is accompanied by the use of a weapon or by means likely to produce death or great bodily harm.

5. BURGLARY

Definition--The unlawful entry of a structure to commit a felony or a theft.

6. LARCENY

Definition--the unlawful taking, carrying, leading, or riding away of property from the possession or constructive possession of another.

Part I Offense Definitions (cont.)

7. MOTOR VEHICLE THEFT

Definition--The theft or attempted theft of a motor vehicle.

8. ARSON

Definition--Any willful or malicious burning or attempt to burn, with or without intent to defraud, a dwelling house, public building, motor vehicle or aircraft, personal property of another, etc.

PART II OFFENSE DEFINITIONS

9. OTHER ASSAULTS (Simple)

Assaults and attempted assaults where no weapon was used or which did not result in serious or aggravated injury to the victim are included as other assaults.

Examples of local jurisdiction offense titles which would be included in "other assaults" are:

- Simple assault;
- Minor assault;
- Assault and battery;
- Injury by culpable negligence;
- Resisting or obstructing an officer;
- Intimidation;
- Coercion;
- Hazing
- Attempts to commit the above

10. FORGERY AND COUNTERFEITING

In the majority of states, forgery and counterfeiting are treated as allied offenses. Placed in this class are all offenses dealing with the making, altering, uttering, or possessing, with intent to defraud, anything false in the semblance of that which is true. Include:

- Altering or forging public and other records;
- Making, altering, forging, or counterfeiting bills, notes, drafts, tickets, checks, credit cards, etc.;
- Forging wills, deeds, notes, bonds, seals, trademarks, etc.;
- Counterfeiting coins, plates, bank notes, checks, etc.;
- Possessing or uttering forged or counterfeited instruments;
- Erasures;
- Signing the name of another or fictitious person with intent to defraud;
- Using forged labels;
- Possession, manufacture, etc., of counterfeiting apparatus;
- Selling goods with altered, forged, or counterfeited trademarks; and
- All attempts to commit the above.

Part II Offense Definitions (cont.)

11. FRAUD

Fraudulent conversion and obtaining money or property by false pretenses.

Include:

Bad checks, except forgeries and counterfeiting;

Confidence games;

Leaving full-service gas station without paying attendant;

Unauthorized withdrawal of money from an automatic teller machine; and

Attempts to commit the above.

12. EMBEZZLEMENT

Misappropriation or misapplication of money or property entrusted to one's care, custody, or control.

Include attempts.

13. STOLEN PROPERTY; BUYING, RECEIVING, POSSESSING

Include in this class all offenses of buying, receiving, and possessing stolen property, as well as all attempts to commit any of these offenses.

14. VANDALISM

Vandalism consists of the willful or malicious destruction, injury, disfigurement, or defacement of any public or private property, real or personal, without consent of the owner or person having custody or control by cutting, tearing, breaking, marking, painting, drawing, covering with filth, or any such means as may be specified by local law. This offense covers a wide range of malicious behavior directed at property, such as: cutting auto tires, drawing obscene pictures on public rest room walls, smashing windows, destroying school records, tipping over gravestones, defacing library books, etc. Count all arrests for the above, including attempts.

Part II Offense Definitions (cont.)

15. WEAPONS; CARRYING, POSSESSION, ETC.

This class deals with weapon offenses, regulatory in nature, such as:

Manufacture, sale, or possession of deadly weapons;
Carrying deadly weapons, concealed or openly;
Using, manufacturing, etc., silencers;
Furnishing deadly weapons to minors;
Aliens possessing deadly weapons; and
All attempts to commit any of the above;

16. PROSTITUTION AND COMMERCIALIZED VICE

Include in this class the sex offenses of a commercialized nature, such as:

Prostitution;
Keeping a bawdy house, disorderly house, or house of ill fame;
Pandering, procuring, transporting, or detaining women for immoral purposes, etc.; and
All attempts to commit any of the above.

17. SEX OFFENSES

(Except forcible rape, prostitution, and commercialized vice.)

Include offenses against chastity, common decency, morals, and the like, such as:

Adultery and fornication;
Buggery;
Incest;
Indecent exposure;
Indecent liberties;
Seduction
Sodomy or crime against nature;
Statutory rape (no force); and
All attempts to commit any of the above.

18. DRUG ABUSE VIOLATIONS

Drug abuse violation arrests are requested on the basis of the narcotics used. Include all arrests for violations of state and local laws, specifically those relating to the unlawful possession, sale, use, growing, manufacturing, and making of narcotic drugs. Make the following subdivisions of drug abuse violation arrests, keeping in mind to differentiate between Sale/Manufacturing and Possession:

Part II Offense Definitions (cont.)

- 1) Sale/Manufacturing
 - a. Opium or cocaine and their derivatives (morphine, heroin, codeine)
 - b. Marijuana
 - c. Synthetic narcotics--manufactured narcotics which can cause true drug addiction (demerol, methadones)
 - d. Dangerous nonnarcotic drugs (barbiturates, benzedrine)
- 2) Possession
 - e. Opium or cocaine and their derivatives (morphine, heroin, codeine)
 - f. Marijuana
 - g. Synthetic narcotics--manufactured narcotics which can cause true drug addition (demerol, methadones)
 - h. Dangerous nonnarcotic drugs (barbiturates, benzedrine)

Include all attempts to sell, manufacture, or possess any of the above.

19. GAMBLING

All charges which relate to promoting, permitting, or engaging in illegal gambling are included in this category. To provide a more refined collection of gambling arrests, the following breakdown should be furnished:

- a. Bookmaking (horse and sport book)
- b. Numbers and lottery
- c. All other

20. OFFENSES AGAINST THE FAMILY AND CHILDREN

Include here all charges of nonsupport and neglect or abuse of family and children, such as:

Desertion, abandonment, or nonsupport of spouse or child;

Neglect or abuse of spouse or child (if injury is serious, score as aggravated assault);

Nonpayment of alimony; and

All attempts to commit any of the above.

NOTE: Do not count victims of these charges who are merely taken into custody for their own protection.

Part II Offense Definitions (cont.)

21. DRIVING UNDER THE INFLUENCE

This class is limited to the driving or operating of any vehicle or common carrier while drunk or under the influence of liquor or narcotics.

Include:

Operating a motor vehicle while under the influence;
and
Operating an engine, train, streetcar, boat, etc., while under the influence.

22. LIQUOR LAWS

With the exception of "drunkenness" (offense 23) and "driving under the influence" (offense 21), liquor law violations, state or local, are placed in this class.

Include:

Manufacture, sale, transporting, furnishing, possessing, etc., intoxicating liquor;
Maintaining unlawful drinking places;
Bootlegging;
Operating still;
Furnishing liquor to a minor or intemperate person;
Using a vehicle for illegal transportation of liquor;
Drinking on train or public conveyance; and
All attempts to commit any of the above.

23. DRUNKENNESS

Include in this class all offenses of drunkenness or intoxication, with the exception of "driving under the influence" (offense 21).

Drunkenness
Drunk and disorderly
Common or habitual drunkard
Intoxication

24. DISORDERLY CONDUCT

In this class are placed all charges of committing a breach of the peace.

Include:

Affray:
Unlawful assembly;
Disturbing the peace;
Disturbing meetings;
Disorderly conduct in state institutions, at court, at fairs, on trains or public conveyances, etc.;
Blasphemy, profanity, and obscene language;
Desecrating the flag;
Refusing to assist an officer; and
All attempts to commit any of the above.

Part II Offense Definitions (cont.)

25. VAGRANCY

Persons prosecuted on the charge of being a "suspicious character or person, etc." are included in this class.

Include:

Vagrancy;
Begging;
Loitering (persons 18 and over); and
Vagabondage.

26. ALL OTHER OFFENSES

Include in this class every other state or local offense (except traffic violations) not included in offenses 1 through 25, such as:

Admitting minors to improper places;
Abduction and compelling to marry;
Bigamy and polygamy
Blackmail and extortion;
Bribery;
Combination in restraint of trade; trusts, monopolies;
Contempt of court;
Criminal anarchism;
Criminal syndicalism;
Discrimination, unfair competition;
Kidnapping
Marriage within prohibited degrees;
Offenses contributing to juvenile delinquency (except as provided for in offenses 1 to 25, such as employment of children in immoral vocations or practices, admitting minors to improper places, etc.);
Perjury and subornation of perjury;
Possession, repair, manufacture, etc., of burglar's tools;
Possession of drug paraphernalia;
Possession or sale of obscene literature, pictures, etc.;
Public nuisances;
Riot and rout;
Trespass;
Unlawfully bringing weapons into prisons or hospitals
Unlawfully bringing drugs or liquor into state prisons, hospitals, etc.; furnishing to convicts;
Unlawful disinterment of the dead and violation of sepulcher;
Unlawful use, possession, etc., of explosives;
Violations of state regulatory laws and municipal ordinances (this does not include those offenses or regulations which belong in the above classes);
Violation of quarantine:
All offenses not otherwise classified; and
All attempts to commit any of the above.

Part II Offense Definitions (cont.)

27. SUSPICION

While "suspicion" is not an offense, it is the grounds for many arrests in those jurisdictions where the law permits. After examination by law enforcement officers, the prisoner is either formally charged or released. Those formally charged are entered in one of the Part I or II offense classes. This class is limited to "suspicion" arrests where persons arrested are released by the police.

28. CURFEW AND LOITERING LAWS (Persons under 18)

Count all arrests for violations of local curfew or loitering ordinances where such laws exist.

29. RUNAWAYS (Persons under 18)

For purposes of the Uniform Crime Reporting Program, report in this category apprehensions for protective custody as defined by local statute. Arrests of runaways from one jurisdiction by another agency should be counted by the home jurisdiction. Do not include protective custody actions with respect to runaways taken for other jurisdictions.

