

SECTION

DATE ISSUED

DATE REVISED

ALERT II -
TELEPROCESSING SYSTEM

13118

INDEX NUMBER
SYS-01



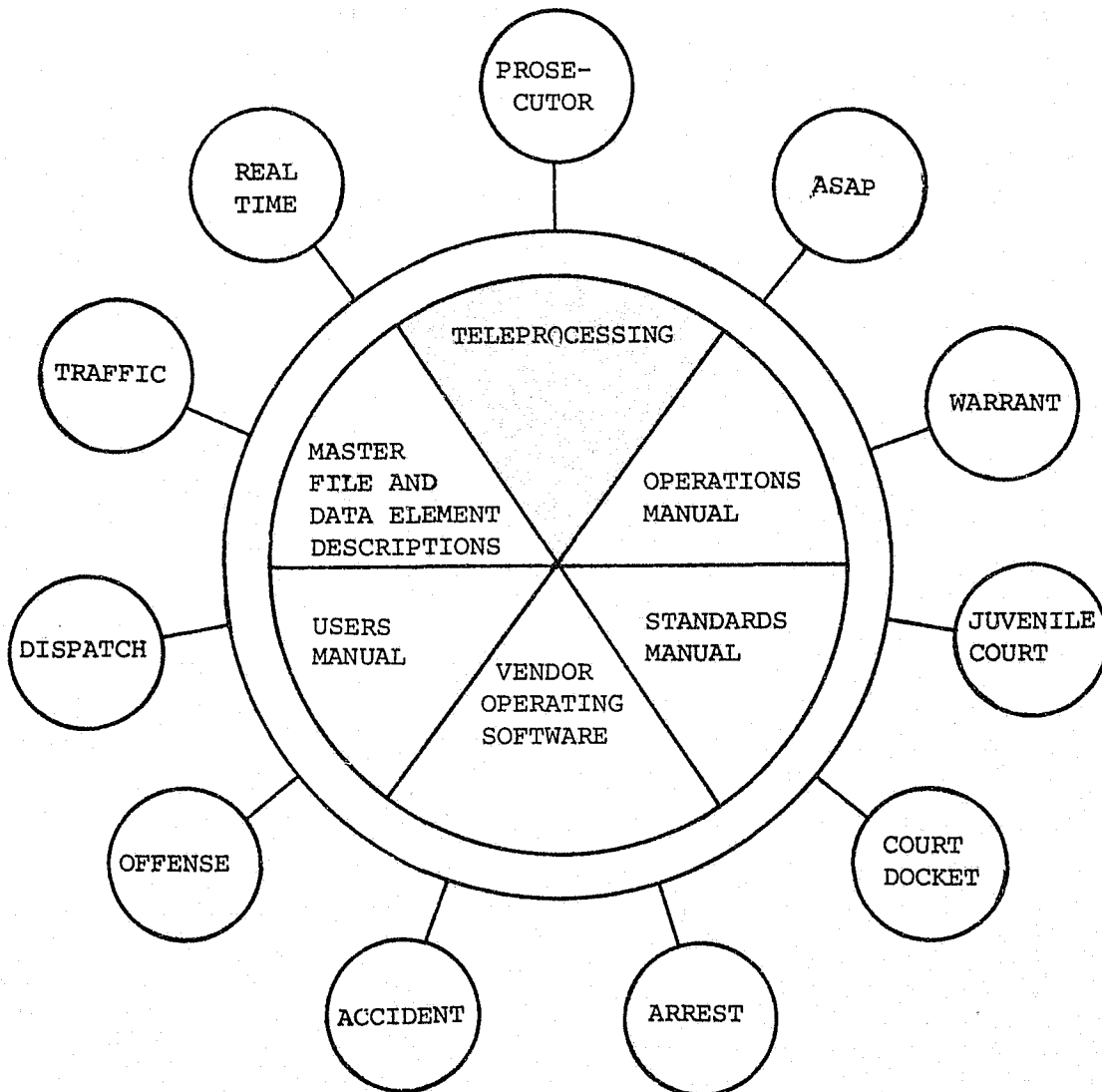
PREFACE

This documentation is one volume of a complete set of documentation for ALERT II under DOS. The documentation is modularized in order to minimize duplication of information and facilitate revisions. This modularization requires a brief understanding of each of the volumes for effective use.

The overall system concept of ALERT encompasses the use of three main files, a Name Index File, a General Purpose Index File and Master Data File. These files are utilized by the sub-systems as required and are therefore program independent.

ALERT II Documentation Relationships

The volume you are reading is represented by the shaded figure. The volumes contained in the large center circle serve all outlying sub-systems. The outlying sub-systems are independent of each other but are highly dependent on the center circle volumes.



Systems and Programming Volumes

The systems and programming documentation is divided into 12 separate volumes. Normally these volumes represent an application, such as "Traffic." Two volumes represent special functions or groupings of support programs. An example of generalized support functions is Teleprocessing, in that it contains most of the TPD's used by the applications.

The sub-system volumes are made up of:

<u>Sub-System Name</u>	<u>Brief Description</u>	<u>Program I.D.</u>
Teleprocessing	TPD's and routines for other sub-systems	RA
Real Time	Background support programs and report preparation	RB, CB
Warrant	A Law Enforcement system that contains warrants, wants and warning information	JX
Traffic	A traffic ticket system that records the names of traffic violators as well as data about traffic incidences	CD
Dispatch	An information system for analysis of manpower workload and calls for service	CE
Arrest	A system that records individual arrests and provides statistical and historical information	CV
Accident	A vehicular accident system containing statistical and historical data about accidents	CJ, JJ
Offense	A system that records statistical and historical data about criminal incidences	CF
Court Docket	A Municipal Court docket system that prints the court dockets, officer notifications, and automatically generates warrants for failure to appear	JD

<u>Sub-System Name</u>	<u>Brief Description</u>	<u>Program I.D.</u>
Prosecutor	A Correction and Probation system allowing immediate access to case status	J3
Juvenile Court	An information system recording transactional data on juvenile offenders. This system involves highly restricted access of on-line data.	JM
ASAP	An information system serving the Alcohol Safety Action Program	JO

The systems and programming documentation is divided into two sections: (1) Systems documentation; (2) Program documentation for programs contained in the system. The table of contents directs the use of each volume. For ease of updating, the numbering scheme is modularized. Systems documentation will be referenced by SYS-XX with XX being page numbers within the systems documentation. Program documentation will be referenced by program number-XX, again the XX being pages within programs.

The program number is a critical reference tool. The first two digits represent which sub-system the program is included in (see above table). When a program creates a magnetic tape that tape is named "Program Number"-TX, with the X being "1" for the first tape it creates, "2" for a succeeding tape, etc. Reports are also numbered in the same manner using an "L" instead of a "T", "Program Number"-LX.

Two styles of record layouts are used in the documentation. One is a continuous single record layout (a Cobol FD is included) and the second is a multi-record, 132 character, layout.

The single record layout is for master files and the multi-record layout is for temporary work files. Typically, the work records are tape records that are used to write reports. The Master File layouts have detail data elements descriptions contained in the Master File and Data Element Description volume.

Operations Manual

The Operations Manual contains the Set-Up and Operating instruction for each program. Details of special control cards or date cards are described in the Special Instruction Section of the Set-Up document.

Users Manual


The Users Manual contains all information necessary for a user to use specific systems. It is important to know that CRT layouts and data element definitions and codes are contained in this Manual.

Standards Manual

The Standards Manual directs the creation, operation and modification of all systems, programs and documentation.

Master File and Data Element Descriptions

All records in the Master Files are represented by Record Layouts with Cobol FD statements. Data Element Descriptions for all Master File Data Elements are contained in this volume.




SECTION

DATE ISSUED

DATE REVISED

TABLE OF CONTENTS

<u>SYSTEM DOCUMENTATION</u>	<u>INDEX NUMBER</u>
System Overview	SYS-02
System Flowchart	SYS-07
<u>SYSTEM PROGRAMS</u>	SYS-09
TPD "A"	RA201
TPD "ACCN"	RA202
TPD "ACEN"	RA203
TPD "ACN1"	RA204
TPD "ACN2"	RA205
TPD "ACUP"	RA206
TPD "AKA"	RA207
TPD "AM"	RA208
TPD "AMEN"	RA209
TPD "AMM"	RA210
TPD "AM10"	RA211
TPD "AM20"	RA212
TPD "AM30"	RA213
TPD "ARCN"	RA214
TPD "ARDP"	RA215
TPD "AREN"	RA216
TPD "ARN1"	RA217
TPD "ARN2"	RA218
TPD "ARN3"	RA219
TPD "ARUP"	RA220
TPD "CADD"	RA221
TPD "CLIC"	RA222
TPD "CNAM"	RA223
TPD "CNUM"	RA224
TPD "CREN"	RA225
TPD "C1"	RA226
TPD "NZ"	RA227
TPD "C2"	RA228
TPD "C2A"	RA229
TPD "C2A1"	RA230
TPD "C4"	RA231
TPD "C4A"	RA232
TPD "C4A1"	RA233



SECTION

DATE ISSUED


DATE REVISED

TABLE OF CONTENTS (Continued)

SYSTEM PROGRAMS (Continued)

INDEX NUMBER

TPD "F9"	RA234
TPD "GEN"	RA235
TPD "JVAR"	RA237
TPD "JVDE"	RA238
TPD "JVDX"	RA239
TPD "JVFE"	RA240
TPD "JVFX"	RA241
TPD "JVLX"	RA242
TPD "JVME"	RA243
TPD "JVMX"	RA244
TPD "JVRE"	RA245
TPD "JVRX"	RA246
TPD "JV1"	RA247
TPD "JV2"	RA248
TPD "L"	RA251
TPD "LCEN"	RA252
TPD "LC1"	RA253
TPD "LC1A"	RA254
TPD "L9"	RA255
TPD "L9A"	RA256
TPD "M"	RA257
TPD "MEN"	RA258
TPD "MULT"	RA259
TPD "N"	RA260
TPD "NAME"	RA261
TPD "NC"	RA262
TPD "NCCN"	RA263
TPD "NEN"	RA264
TPD "NMEN"	RA265
TPD "NM1"	RA266
TPD "N7"	RA267
TPD "N9"	RA268
TPD "OC"	RA270
TPD "OG1"	RA271
TPD "OD"	RA272
TPD "OD1"	RA273
TPD "OFCN"	RA274
TPD "OFF"	RA275
TPD "OFKC"	RA276
TPD "OFUP"	RA277




SECTION

DATE ISSUED

DATE REVISED

TABLE OF CONTENTS (Continued)

<u>SYSTEM PROGRAMS (Continued)</u>	<u>INDEX NUMBER</u>
TPD "CIEN"	RA278
TPD "CIN1"	RA279
TPD "ORI"	RA280
TPD "OSEN"	RA281
TPD "OSN1"	RA282
TPD "OSN2"	RA283
TPD "OSN3"	RA284
TPD "OT"	RA286
TPD "OT1"	RA287
TPD "STEN"	RA288
TPD "ST1"	RA289
TPD "ST2"	RA290
TPD "ST3"	RA291
TPD "ST4"	RA292
TPD "ST5"	RA293
TPD "TPD1"	RA294
TPD "TPD2"	RA295
TPD "TPD4"	RA297
TPD "TPD5"	RA298
TPD "TPD6"	RA299
TPD "TPD8"	RA301
TPD "TPD9"	RA302
TPD "TTAU"	RA303
TPD "TTCA"	RA304
TPD "TTCB"	RA305
TPD "TTCD"	RA306
TPD "TTCN"	RA307
TPD "TTC1"	RA308
TPD "TTC2"	RA309
TPD "TTC3"	RA310
TPD "TTDP"	RA311
TPD "TTD1"	RA312
TPD "TTD2"	RA313
TPD "TTD3"	RA314
TPD "TTEN"	RA315
TPD "TTOA"	RA316
TPD "TTUP"	RA317
TPD "TT1"	RA318
TPD "TT2"	RA319



SECTION

DATE ISSUED


DATE REVISED

TABLE OF CONTENTS (Continued)

SYSTEM PROGRAMS (Continued)

INDEX NUMBER

TPD "W1EN"	RA320
TPD "W2EN"	RA321
TPD "W5"	RA322
TPD "W9"	RA323
TPD "TTNO"	RA324
TPD "ERR"	RA325
TPD "TTD4"	RA326
TPD "TTC4"	RA328
TPD "TTC5"	RA329
TPD "DUMY"	RA330
TPD "TTCC"	RA333
TPD "TTVL"	RA334
TPD "CRI"	RA335
TPD "N9A"	RA336
TPD "PKEN"	RA337
TPD "ANAM"	RA338
TPD "GCAN"	RA340
TPD "OSN5"	RA343
TPD "OSN6"	RA344
TPD "ACN3"	RA345
TPD "PKNM"	RA352
TPD "PKN1"	RA353
TPD "PKN2"	RA354
TPD "PKN3"	RA355
TPD "PKN4"	RA356
TPD "F35"	RA357
TPD "TTCE"	RA358
TPD "MCAN"	RA359
TPD "ARD1"	RA360
TPD "TEN3"	RA361
TPD "JVAE"	RA370
TPD "JVE1"	RA371
TPD "JVE2"	RA372
TPD "JVAU"	RA373
TPD "JVU1"	RA374
TPD "JVU2"	RA375
TPD "BSEN"	RA376
TPD "BS1"	RA377
TPD "V2"	RA378



SECTION


DATE ISSUED

DATE REVISED

TABLE OF CONTENTS (Continued)

<u>SYSTEM PROGRAMS (Continued)</u>	<u>INDEX NUMBER</u>
ADDSUM	RA601
Clear SAVEREC	RA603
CNSTRK	RA604
CNSUS	RA605
CNTRK	RA606
CONVER	RA607
CONVERT	RA608
CONVRT	RA609
CRIMTEL	RA610
EDIT	RA611
EXPYR	RA612
FRMTAM	RA613
GETAM	RA614
HEXDECTR	RA615
HDRERR	RA616
HDRRAD#	RA617
INVERT	RA618
JULDAT	RA619
Identify Terminal ORI	RA620
POINTER	RA621
RADIO	RA622
TRMLIN	RA623
#NCIC	RA624
Edit "ACUP"	RA625
VLDCTDT	RA626
Restructure ORI Code	RA633
Unstructure ORI Code	RA634
BLDSTEN	RA636
BLDPTEN	RA637
Build Key "GCAN"	RA642
Build "AMPK"	RA644
Edit "PKNM"	RA645
Validate "AM"	RA654
Format "AM"	RA655
Obtain Seven-Character ORI	RA656
Obtain Nine-Character ORI	RA657
BLDC4	RA658
VINCOM	RA660
SDEDITS	RA702

INDEX NUMBER




SECTION

DATE ISSUED

DATE REVISED

TABLE OF CONTENTS (Continued)SYSTEM PROGRAMS (Continued)INDEX NUMBER

TPD "AEST"	J2500
TPD "AFMT"	J2501
TPD "AEDP"	J2502
TPD "AEDA"	J2503
TPD "AEWT"	J2504
TPD "AERK"	J2505
TPD "AECO"	J2506
TPD "AUST"	J2507
TPD "AUDP"	J2508
TPD "AUDA"	J2509
TPD "AUWT"	J2510
TPD "ACRK"	J2511
TPD "ACST"	J2512
TPD "ACCO"	J2513
TPD "ORD"	J2514
TPD "AIDT"	J2541
TPD "AINM"	J2542
TPD "GAMS"	J2543
TPD "GOCD"	J2544
TPD "PEST"	J3500
TPD "GGEN"	J3501
TPD "GMAS"	J3502
TPD "PEAN"	J3503
TPD "PMSK"	J3504
TPD "PEWT"	J3505
TPD "PERK"	J3506
TPD "PEDA"	J3507
TPD "PECO"	J3508
TPD "PEDP"	J3509
TPD "PEAR"	J3510
TPD "PUST"	J3511
TPD "PUWT"	J3512
TPD "PUBD"	J3513
TPD "PUAR"	J3514
TPD "PUDA"	J3515
TPD "PUDP"	J3517
TPD "PCST"	J3521
TPD "PCAR"	J3525



SECTION

DATE ISSUED


DATE REVISED


TABLE OF CONTENTS (Concluded)

SYSTEM PROGRAMS (Concluded)

INDEX NUMBER

TPD "PCCO"	J3527
TPD "PURK"	J3528
TPD "PCDP"	J3529
TPD "PERF"	J3530
TPD "PICS"	J3540
TPD "PIDT"	J3541
TPD "PINM"	J3542
TPD "GPMS"	J3543
TPD "PIDR"	J3544
Various TPD's	J3950
TPD "SEST"	J7000
TPD "SES1"	J7001
TPD "SUST"	J7003
TPD "SUS1"	J7004
TPD "SMSK"	J7005
TPD "SIDT"	J7007
TPD "SINM"	J7009
TPD "GSMS"	J7010
TPD "SUS2"	J7011
"EDTSINM"	J7909





SECTION


DATE ISSUED

DATE REVISED

SYSTEM OVERVIEW

INDEX NUMBER

SYS-02



SECTION

DATE ISSUED

DATE REVISED

SYSTEM PHILOSOPHY

The Kansas City, Missouri Police Department Real Time Teleprocessing Program consists of a Main Task and eight sub-tasks. These tasks all operate concurrently under the control of the disk operating system and functionally replace the services of IBM FASTER. The eight identified sub-tasks are:

1. Line Control Program.
2. Output Queue Routine.
3. Input Queue Routine.
4. FASTER Transaction Processor I.
5. FASTER Transaction Processor II.
6. FASTER Transaction Processor III.
7. Source Data Collection Processor.
8. Message Switcher/Error Handler Processor.

The above eight sub-tasks will be inter-connected by the Main Task in the priority as they are listed. In other words, if two tasks require the control of the central processing unit at the same time, the task with the highest priority gets control and performs its function first. When the priority task no longer requires CPU control, the other tasks then take over and perform their functions. Under this priority arrangement, a task can interrupt a lower priority task or can itself be interrupted by a higher priority task.

The purposes of the Main Task of this system are:

1. To interface the respective sub-tasks.
2. To handle all maintenance issued from the CPU console.
3. To handle all maintenance issued internally except that maintenance originated by a terminal.
4. To handle all operator communications.
5. To handle the opening and closing of files.

INDEX NUMBER
SYS-03



SECTION

DATE ISSUED

DATE REVISED

The Line Control Program is the highest priority task in the ALERT System. Its function is to maintain service to the teleprocessing terminals within the system. To accomplish this, line control waits in a high-level mode for activity to occur that will require some line control processing. When this happens, the interrupt identifier transfers control to a handler routine which identifies the line that requires service. The handler then issues a call to the task controller routine within Main Task which gives control to a terminal type line control program that performs service on the line identified by the handler routine. When this service is complete, the Line Control Program transmits control back to the task controller. The task controller in turn returns to the handler routine which may identify additional lines requiring service or remain in a wait status until new activity requires action.


Each communication line is operated in effect as if it were a sub-task and a register save area and work area is available for each line in the system. When service is performed for any single line, its registers are loaded and control is turned over to a line program that handles the type terminals attached to this line. The line control program is re-entrant so that more than one line may share the logic of one-line program. Any information saved is stored in the work area associated with the line being serviced.

Since there are multiple lines in the system, the line program may not issue any WAITS. If this happened, the complete line control task would be locked up. The only WAIT issued is in the high level control mode of operation of the line control task. By virtue of the way line control is written, the proper re-entry point to the line program and the correct register settings can be assured for the next time a line requires service. At any time if the line program reaches the point where there is no more service to be performed, it will load the re-entry address into a register and transfer control back to the task controller.

Line control, output queuing, and input queuing are low-volume processing service routines that require priority control such that their services can be performed and keep the whole system running effectively.

The output queue routine is responsible for disk queuing of all output data, retrieving output data upon request of the line control program, and maintaining the terminal output status. The output queue routine will insure that the messages from the transaction processing routines are kept intact and separate from the messages created by any other transaction processing routine. In addition to this, the output queue routine provides for four levels of priority for output.

INDEX NUMBER
SYS-04



SECTION

DATE ISSUED

DATE REVISED

The output queue routine provides the paging and terminal functions as well as a wide range of terminal output queue manipulation and control features. The output queue provides a common page pool to be shared by all terminals, and it maintains queue pointers for each terminal to keep track of the messages.

As opposed to output queue, the input queue routine is responsible for maintaining queues of transactions for the transaction processing routines. The ability to stack transactions for processing regardless of whether or not the transaction processing routine is busy, allows the line control program to maintain maximum communications with all of the terminals. Queue maintenance includes stacking transaction requests and unstacking the transaction and having it passed to a transaction processing module. Because each transaction processing routine only performs specific transactions, the input queue routine determines which transaction processing routine will perform the processing, and stacks the transaction request in the proper queue for that particular processor. At the same time, the input queue routine checks the validity and status of the request and if the transaction request does not pass all tests, an error transaction request is generated and queued for use by the error handling processing routine.


Requests to stack transactions may be made by any task in the Real Time Program. Line control will request stacking of terminal requests; transaction processing programs will request stacking of secondary transactions; any task can request stacking of error transactions. The unstacking of transaction requests is performed only for transaction processing routines.

In short, the transaction processing routine will determine if any transaction is queued for it. If there are none, the routine waits until there is a request stack and at that point the processing routine requests the transaction from the input queue routine. The input queue routine then unstacks the request and passes it to the transaction processing routine for processing.

The FASTER I routine handles only inquiries into the ALERT System. There is one exception to this and that is for long search items such as intelligence inquiries which are handled by either FASTER II or FASTER III. The programming for all FASTER tasks is done using the multi-thread FASTER programming package.

The FASTER II and FASTER III processing routines update and maintain the Real Time Criminal Justice Data Base files as well as handle any high priority inquiries that FASTER I cannot handle due to overload. All updates and additions

INDEX NUMBER
SYS-05



SECTION

DATE ISSUED

DATE REVISED

to any of the ALERT files are done by FASTER II and III. These two FASTER tasks have three input queues for stacking transactions. The queues will permit priority processing of transactions in the following order:

1. Long search inquiries.
2. Criminal updates to files.
3. Source data entries.


The source data task provides the means for entering large batches of data directly from the source document into ALERT files. Data is entered on the 2260 Visual Display device using format masks. The source data task provides the masks in a predetermined sequence unless otherwise specified by the operator. Data that is entered is processed through a series of edits referred to as "primary edits". Any field that doesn't pass the primary edits will cause the transaction to be redisplayed on the terminal with the field or fields with errors filled with asterisks. The terminal operator must then re-enter the transaction correctly and after the primary edits have been passed the next sequential mask is displayed on the 2260 terminal.


When the transaction passes the primary edits, the source data task changes the inquiry code that is used on the mask to an inquiry code that is recognized by FASTER. At that point the data is passed to the input queue which passes the data to FASTER where secondary edits are performed and the files are updated. In the event of a secondary error, the files are updated and the error is logged on the log file for the transaction. Each morning the log file tape is processed and an error listing is returned to each operator so that this person may correct any errors from the previous day.

The message switching task will perform NCIC or MULES message handling, error message handling, and message switching. Transaction processors I or II process the transaction and determine whether it should be routed to NCIC or MULES. It then queues a transaction for the appropriate message handler via the input queue routine and this transaction indicates the kind of request and includes the data. The message handling routine then takes the data, reformats it to be consistent with format requirements, and then queues it via the output queue routine.

Responses from NCIC or MULES come back through the line control program, through the input queue routine to the message handler. The message handler relays the response to the initial originating terminal and if necessary stacks the requests via the input queue routine to Transaction Processing Routine I or II which notifies it of NCIC or MULES handling.

INDEX NUMBER
SYS-06





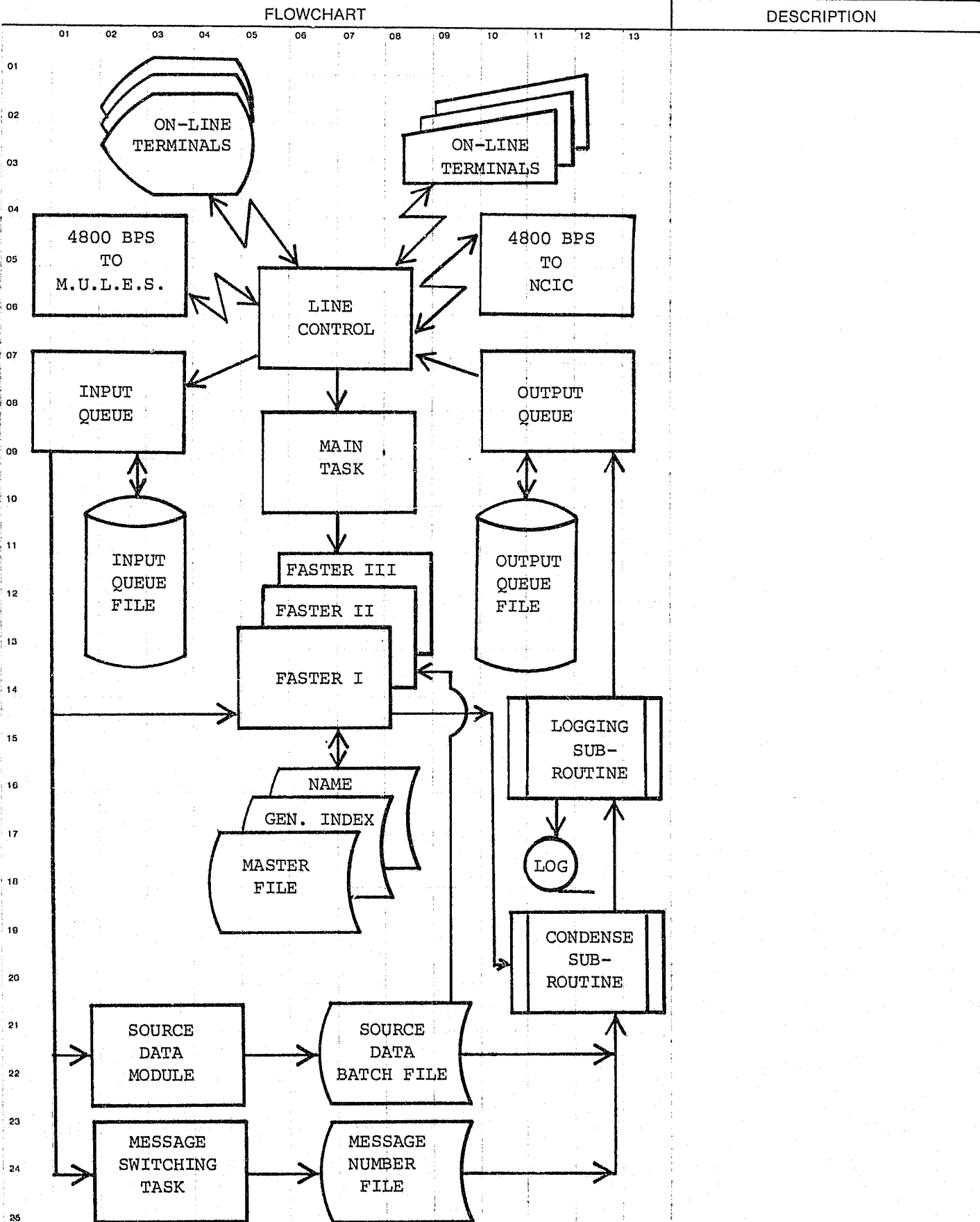
SECTION

DATE ISSUED

DATE REVISED


SYSTEM FLOWCHART

INDEX NUMBER
SYS-07



System No.	System Title:		
Date Prepared:	Prepared By:	Revision Date:	Revised By:
Date Approved:	Approved By:		

INDEX NUMBER
SYS-08




SECTION


DATE ISSUED

DATE REVISED

SYSTEM PROGRAMS

INDEX NUMBER
SYS-09





PROGRAMMING DOCUMENTATION

SECTION
TRANSACTION PROCESSING
DESCRIPTIONS

DATE ISSUED	DATE REVISED
January 16, 1973	

TITLE: RA2Ø1 - TPD "A"

DATE OPERATIONAL: January 16, 1973

PURPOSE: To retrieve ALERT file information using street address as a search argument.

PROGRAM NARRATIVE

INPUT

Minimum input to the TPD "A" is street number and street name of an address.

PROCEDURE

The address data entered is used to build a key that searches the General Index file and retrieves from that file up to six address index records. If only one address index record is found, data is formatted to be transferred to TPD "M" for retrieval of further data from the ALERT Master file. If multiple records are retrieved from the General Index file, information from each of these records is formatted and transferred to TPD "MULT" for further information retrieval from the ALERT Master file. If no records are found on the General Index file that exactly match the street number argument, TPD "A" automatically initiates a further search of up to plus or minus 10 numbers from the original street number search argument.

OUTPUT

If any records within this range are found, a message is formatted and transmitted to the terminal indicating that it is not an exact address hit and the previously described routines for one or more address hits is repeated. If no possible addresses are found within the above described range, a message is formatted and sent to the terminal indicating no record found.

INDEX NUMBER
RA2Ø1

CRT ENTRY EXAMPLE FOR: INQUIRY UPDATE

NAME: ADDRESS INQUIRY

ENTER CALL CODE: A, AC, AD


DISPLAY MASK:

ENTER ▶

DISPLAY ▶

AD.TEST.100.300			
UNABLE TO FIND EXACT ADDRESS			
FOUND THESE POSSIBLES			
***** FOR OFFICIAL USE ONLY WITHIN THE CRIMINAL JUSTICE SYSTEM *****			
KCV4			
ZXAMPLE	BERRY	D J WM 070444 KS 509 160 GY MN	
MOKPD0000 107	E 300	ST KANS CITY MO	031572
NO WARRANTS OR PICKUPS FOUND			
XMD .TEST.0000011			
ZXAMPLE	BARRY	A NM 112339 MO 509 155 BK BR	
ARMED	RESIST ARREST	***SUBJECT IS 10-31***	!

INDEX NUMBER
RA201-02



PROGRAMMING DOCUMENTATION

SECTION

TRANSACTION PROCESSING
DESCRIPTIONS

DATE ISSUED

January 16, 1973

DATE REVISED

PROGRAM TITLE: RA2Ø2 - TPD "ACCN"

DATE OPERATIONAL: January 16, 1973

PURPOSE: To cancel a set of accident records from the ALERT Master file and their associated record on the ALERT General Index file.

PROGRAM NARRATIVE

INPUT

The TPD "ACCN" requires the ORI, ALERT number and Case Report number.


PROCEDURE

The inquiry is first checked for valid data. If errors are found, control is passed to the output routine. Using the ALERT number entered, a partial key is built to search the ALERT Master file for the associated accident and civil index record associated with the Case Report Number entered. If the records are located, information is formatted and transferred to TPD "MEN" for the actual cancellation of the ALERT Master file or to TPD "GEN" for the actual cancellation of the ALERT General Index files.

OUTPUT

When the desired records are found, the message "ACCIDENT RECORD COMPLEMENT CANCELLED" along with the associated person's name, ALERT number and Case Report Number are formatted to the terminal. If no record was found or errors were found to be present, the appropriate error message is formatted to the terminal.

INDEX NUMBER
RA2Ø2



PROGRAMMING DOCUMENTATION

SECTION

TRANSACTION PROCESSING
DESCRIPTIONS

DATE ISSUED

January 16, 1973

DATE REVISED

PROGRAM TITLE: RA203 - TPD "ACEN"

DATE OPERATIONAL: January 16, 1973

PURPOSE: To initiate the entry of the Accident records and associated
Civil Index records in the ALERT files.

PROGRAM NARRATIVE

INPUT

Refer to the User Manual for input to TPD "ACEN".

PROCEDURE

The ORI is validated using the internal TPD "ORI". The remainder of the inquiry is then edited for valid information by the use of the sub-routine "EDIT". If any errors have occurred, control is passed to the output routine. The inverted Case Report Number is then passed to the internal TPD "ACN1" to obtain the ALERT number to be used by this TPD. If "ACN1" did not find an ALERT number, control is passed to the output routine. If an ALERT number was found, the address information entered is used to determine the census track and block by passing this information to the sub-routine "CNSTRK". The ALERT number obtained from the TPD "ACN1" is then used to build a partial key to search the ALERT Master files and determine the next Master key suffix to be used for the entry of the Accident and Civil Index information. Control is passed to TPD "ACN3" to update or create the "W" type ALERT General Index record. TPD "ACN2" is used to cancel the dummy "X" type ALERT General Index record created by TPD "STEN". All of the accident Master file records and any remaining General Index records are created by formatting the information entered and transferring control to the TPD "MEN" for actual entry on the ALERT Master file.

OUTPUT

If the data received was initiated by a mask, there will be no output transmitted to the terminal; it will instead be put on the Log tape. If there were any errors encountered during a primary edit, the message "CORRECT FIELDS WITH ASTERISKS", along with a redisplay of the inquiry with asterisks in the error fields will be formatted and transmitted to the terminal. If an error occurred during a secondary edit, the message "RECORD ADDED - CORRECT FIELDS WITH ASTERISKS" followed by the redisplay of the inquiry with asterisks in the fields in error will be formatted and transmitted to the terminal. If no errors have occurred, the message "SOURCE DATA ADDED" along with the ALERT number will be formatted and displayed to the terminal. Any remaining errors will cause an appropriate message to be displayed to the terminal.

INDEX NUMBER
RA203

CRT ENTRY EXAMPLE FOR: INQUIRY UPDATE

NAME: Entry of Accident Statistics

SYSTEM: Accident

ENTER CALL CODE: ACMX or second page of STMX Type V

DISPLAY MASK: ACMK

ENTER ▶

DISPLAY ▶

ACMX.8868.ORI:MOKPD0000T.VRQ

çACMK.8868 ORI;MOKPD0000T;VCRN:

BTO: RBT: UNI: CNT: CNB:

DR: TMR: RDT: RES: ACL: OSN: DO: DW: TMO: TTM:

STC: COO: CNC;KANS CITY SAC;MOLGP: ACI: SAN: STD: SNM: SSC:


EWS: EWSS: NSS: NSSS: DIR: VYR: VTP: DMG: DLT: DED:

AGE: SEX: RAC: PEL: INJ: EJE: STB: VEA: DRC: DRD: VIS: COC: TRC: PDA:

PDD: PDC: LTC: WEC: TAR: RDS: RDC: RTY: DIA: ARR: ARC: NT; RQ: ::

!

INDEX NUMBER
RA203-02



PROGRAMMING DOCUMENTATION

SECTION

TRANSACTION PROCESSING
DESCRIPTIONS

DATE ISSUED

January 16, 1973

DATE REVISED

PROGRAM TITLE: RA204 - TPD "ACN1"

DATE OPERATIONAL: January 16, 1973

PURPOSE: To obtain the ALERT number to be used by the TPD "ACEN".

PROGRAM NARRATIVE

INPUT

Input to this TPD is the inverted Case Report Number and ORI.


PROCEDURE

Using the Case Report Number entered and the constant "X", a search key is built to search the ALERT General Index file and retrieve the record which contains an offense code and ORI that matches the one in the inquiry. If a record is found, the data in the record is saved in a work area for use by the TPD "ACEN" and the data is then passed to the TPD "GEN" to cancel the record from the file. If no record is found, an appropriate switch is set and control is passed back to TPD "ACEN".

OUTPUT

There is no output from this TPD.

INDEX NUMBER
RA204



SECTION
TRANSACTION PROCESSING
DESCRIPTIONS

PROGRAMMING DOCUMENTATION

DATE ISSUED

January 16, 1973

DATE REVISED

PROGRAM TITLE: RA205 - TPD "ACN2"

DATE OPERATIONAL: January 16, 1973

PURPOSE: To obtain the associated civil index record and save it in a work area.

PROGRAM NARRATIVE

INPUT

Input to this TPD is the exact ALERT number of the desired civil index type record.


PROCEDURE

Using the ALERT number entered, a search is made of the ALERT Master files and if the record is found, it is saved in a work area.

OUTPUT

There is no output from this TPD.

INDEX NUMBER
RA205



SECTION
TRANSACTION PROCESSING
DESCRIPTIONS

PROGRAMMING DOCUMENTATION

DATE ISSUED
January 16, 1973

DATE REVISED

PROGRAM TITLE: RA206 - TPD "ACUP"

DATE OPERATIONAL: January 16, 1973

PURPOSE: To modify data in the accident records of the ALERT Master file and General Index file.

PROGRAM NARRATIVE

INPUT

Refer to the user manual for input to this TPD.


PROCEDURE

The data entered is first edited for any errors. If errors have occurred, control is passed to an output routine. If no errors have occurred, using the data entered, a search key is built to retrieve an ALERT Master file record which matches the data entered. If no record was found, control is passed to an output routine. If a record is found, the data entered and the data from the record retrieved will be used to format the information for the TPDs "MEN" or "GEN" for the actual update to the ALERT Master file and General Index file.

OUTPUT

If no record was found, the message "NO RECORD FOUND ON ALN-CRN ENTERED" will be formatted and transmitted to the terminal. If any errors have occurred, the message "CORRECT THE FIELDS WITH ASTERISKS" will be formatted along with the display of the entry and transmitted to the terminal. If a record was found and updated, the message "ACCIDENT RECORD COMPLEMENT UPDATED" will be formatted and transmitted to the terminal.

INDEX NUMBER
RA206



SECTION
TRANSACTION PROCESSING
DESCRIPTIONS

PROGRAMMING DOCUMENTATION

DATE ISSUED	DATE REVISED
January 16, 1973	

PROGRAM TITLE: RA207 - TPD "AKA"

DATE OPERATIONAL: January 16, 1973

PURPOSE: To format the data for the entry of alias names into the NCIC files.

PROGRAM NARRATIVE

INPUT

The input to the TPD "AKA" is the ALERT number in packed format.


PROCEDURE

Using the data entered, a partial key is built to search the ALERT Master file. Using the partial key built, the Master file is searched for up to seven alias names. The data retrieved is then formatted and control is then passed to the user routine "NCIC".

OUTPUT

The data passed to the user routine "# NCIC" is the only output of this TPD.

INDEX NUMBER
RA207



PROGRAMMING DOCUMENTATION

SECTION

TRANSACTION PROCESSING
DESCRIPTIONS

DATE ISSUED

January 16, 1973

DATE REVISED

PROGRAM TITLE: RA208 - TPD "AM"

DATE OPERATIONAL: January 16, 1973

PURPOSE: To retrieve and format records from the ALERT Master file for output to a requesting terminal.

PROGRAM NARRATIVE

INPUT

The input to the TPD "AM" is the ALERT number.

PROCEDURE


Using the ALERT number entered, a partial key is built to search the ALERT Master file for all records that match the ALERT number entered. The number and types of records retrieved will depend upon the second digit of the original inquiry code entered from the terminal. The user routine "GETAM" will do the actual checking of the records for retrieval. The data retrieved will be formatted by use of the user routine "FRMTAM" within a format stage. If, during the initial retrieval, an alias name, a moniker name, a second license, or a second address is found, up to six of each type of record are retrieved and formatted after all other records have been retrieved and formatted to the requesting terminal. If, during the retrieval, a private police record or a NCIC subject is found, a hit message will be routed to the terminal KCPO. If, during retrieval, a parolee record is found, a hit message is routed to either KSPR, for a State parolee, or to KPAR, for a City parolee. If, during retrieval, an intelligence record is found, a hit message is routed to KCP8.

OUTPUT

The output from this TPD is used by the calling TPD.

INDEX NUMBER

RA208



PROGRAMMING DOCUMENTATION

SECTION

TRANSACTION PROCESSING
DESCRIPTIONS

DATE ISSUED

January 16, 1973

DATE REVISED

PROGRAM TITLE: RA209 - TPD "AMEN"

DATE OPERATIONAL: January 16, 1973

PURPOSE: To combine data that is under two ALERT numbers under one ALERT number.

PROGRAM NARRATIVE

INPUT

The input to the TPD "AMEN" is the last name, first name, and ALERT number of the "to" complement and the last name, first name, and the ALERT number of the "from" complement.

PROCEDURE

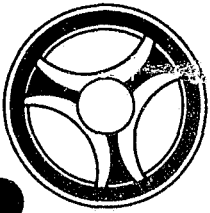
This TPD retrieves all of the "from" records in the ALERT Master File that has a suffix which starts with a number greater than 29, and formats the data in the records for transfer to the TPD "MEN" for cancellation. When offense records are found on the "from" complement, the data is formatted and passed to the TPD "AM20" for cancellation of the offense records. When a traffic ticket record is found, the TPD "AM30" is called to get the "A" index for those records. To build the records under the "to" complement, the TPD "AM10" is called.

OUTPUT

If no record with a suffix starting with 30 or greater is found, the message "NO RECORD WITH THAT TYPE CODE OF 30 OR GREATER FOUND" is formatted and transmitted to the terminal. If the "to" last name and/or ALERT number are not found, the message "FIRST AND LAST NAME AND/OR ALERT NUMBER NOT FOUND IN MASTER FILE" is formatted to the terminal. If the "from" last name and/or ALERT numbers are not found, the message "SECOND AND LAST NAME AND/OR ALERT NUMBER NOT FOUND IN MASTER FILE" is formatted to the terminal. After the "from" records have been cancelled and the data is being transferred to the "to" data the message "TRANSFER OF DATA INITIATED" is formatted to the terminal.

INDEX NUMBER

RA209



PROGRAMMING DOCUMENTATION

SECTION

TRANSACTION PROCESSING
DESCRIPTIONS

DATE ISSUED

January 16, 1973

DATE REVISED

PROGRAM TITLE: RA21Ø - TPD "AMM"

DATE OPERATIONAL: January 16, 1973

PURPOSE: To retrieve and format data from the ALERT Master File when another TPD has retrieved multiple possibilities.

PROGRAM NARRATIVE

INPUT

The input to the TPD "AMM" is the inverted ALERT number.

PROCEDURE


Using the ALERT number that was passed to this TPD, a partial search key is built to search the ALERT Master File. Using the partial key built, the ALERT Master File is searched for a 10-record, 20-record, 25-record, and a 30-record.

OUTPUT

The records that were retrieved are formatted for the terminal that initiated the original TPD. If no 30-type records were found, the message "NO WARRANTS OR PICKUPS FOUND" is formatted along with the other records located. If two or more warrants were found, only the first warrant record is formatted. For the second and succeeding 30-types, the message "HAS MORE WANTS" is formatted to the terminal.

INDEX NUMBER

RA21Ø



SECTION
TRANSACTION PROCESSING
DESCRIPTIONS

PROGRAMMING DOCUMENTATION

DATE ISSUED
January 16, 1973

DATE REVISED

PROGRAM TITLE: RA211 - TPD "AM1Ø"

DATE OPERATIONAL: January 16, 1973

PURPOSE: To modify the ALERT Number and suffix of the records passed from the TPD "AMEN".

PROGRAM NARRATIVE

INPUT

The input to the TPD "AM1Ø" is a 64-byte Master File record, and the ALERT number of the complement the record is to be put under.


PROCEDURE

This TPD will search the ALERT Master File for the new ALERT Number and suffix of the record passed to it by the TPD "AMEN". When the correct ALERT Number and suffix is found, for the data passed to the TPD "AMEN" it is then formatted and passed to the TPD "MEN". If the record passed by the TPD "AMEN" has a possibility of more than one General Index record, the data is formatted for passing to the TPD "GEN".

OUTPUT

The output for this TPD is the data that is passed to the TPD's "MEN" and "GEN".

INDEX NUMBER
RA211



SECTION
TRANSACTION PROCESSING
DESCRIPTIONS

PROGRAMMING DOCUMENTATION

DATE ISSUED

DATE REVISED

January 16, 1973

PROGRAM TITLE: RA212 - TPD "AM2Ø"

DATE OPERATIONAL: January 16, 1973

PURPOSE: To initiate the cancellation of a complement of offense records from an ALERT number passed by the TPD "AMEN".

PROGRAM NARRATIVE

INPUT

The input to the TPD "AM2Ø" is the ALERT number and suffix of an offense record.

PROCEDURE


Using the ALERT Number passed to this TPD, a partial key is built to search the ALERT Master File. Using the key built by this TPD, the ALERT Master File is searched for an offense complement. Using the data from the records retrieved, the inquiry "OFAM" is built. The inquiry is then passed to line control.

OUTPUT

The only output from this TPD is the inquiry "OFAM" to line control. There is no output to a terminal user.

INDEX NUMBER

RA212



SECTION
TRANSACTION PROCESSING
DESCRIPTIONS

PROGRAMMING DOCUMENTATION

DATE ISSUED	DATE REVISED
January 16, 1973	

PROGRAM TITLE: RA213 - TPD "AM3Ø"

DATE OPERATIONAL: January 16, 1973

PURPOSE: To retrieve an "A" type of record from the ALERT General Index File and pass the information back to the calling TPD "AMEN".

PROGRAM NARRATIVE

INPUT

The input to the TPD "AM3Ø" is the court date, court time, court room, and the Master File key in packed format.


PROCEDURE

Using the court date and court time entered, a partial key is built to search the ALERT General Index File. The ALERT General Index File is then searched for a record that contains a Master key which matches the Master key in the inquiry. If a record is located, the data is passed back to the calling TPD "AMEN" by use of the inquiry field.

OUTPUT

This TPD has no output to the terminal user.

INDEX NUMBER
RA213



PROGRAMMING DOCUMENTATION

SECTION

TRANSACTION PROCESSING
DESCRIPTIONS

DATE ISSUED

January 16, 1973

DATE REVISED

PROGRAM TITLE: RA214 - TPD "ARCN"

DATE OPERATIONAL: January 16, 1973

PURPOSE: To cancel a complement of arrest records for a particular
arrest number and ALERT number for a specified ORI.

PROGRAM NARRATIVE

INPUT

See the user manual for input for this TPD.


PROCEDURE

The data entered is first edited for errors. If errors occur, control is passed to an output routine. If no errors occur, the ALERT number entered is used to build a partial key to search the ALERT Master file for arrest records which belong to the arrest number entered. If no records are found, control is passed to an output routine. If records are found, the data within the records found will be used to build information to be passed to the TPDs "MEN" and "GEN" for the actual deletion of the records from the files. The charge code is then checked, and if it is necessary, TPD "TTAU" is used to update the arrest summary record.

OUTPUT

If an error has occurred in the data entered, the appropriate error message will be formatted and transmitted back to the terminal. If records were retrieved and cancelled, a message will be formatted and transmitted to the terminal which indicates that the record complement was cancelled.

INDEX NUMBER
RA214



PROGRAMMING DOCUMENTATION

SECTION

TRANSACTION PROCESSING
DESCRIPTIONS

DATE ISSUED

January 16, 1973

DATE REVISED

PROGRAM TITLE: RA215 - TPD "ARDP"

DATE OPERATIONAL: January 16, 1973

PURPOSE: To enter dispositions on arrest records in the ALERT files.

PROGRAM NARRATIVE

INPUT

Refer to the user manual for input to the TPD "ARDP".


PROCEDURE


The data entered is first verified for data errors. If any errors have occurred, control is passed to an output procedure. If no errors have occurred, the "E" type General Index record is read to obtain the ALERT number using TPD "ARD1". A partial key is then built using this ALERT number to retrieve the arrest disposition record associated with the arrest number and ORI entered. The disposition record is then updated with the data entered and transferred to the TPD "MEN" for update to the ALERT Master file. At this time the charge code is checked to determine if the arrest summary record needs to be updated and if so, transfers control to TPD "TTAU" for update of this record.

OUTPUT

If any errors were detected, the appropriate error message is formatted and transmitted to the terminal. If no errors occurred, the message "DISPOSITION RECORD UPDATED" is formatted and transmitted to the terminal.

INDEX NUMBER
RA215





PROGRAMMING DOCUMENTATION

SECTION

TRANSACTION PROCESSING
DESCRIPTIONS

DATE ISSUED

January 16, 1973

DATE REVISED

PROGRAM TITLE: RA216 - TPD "AREN"

DATE OPERATIONAL: January 16, 1973

PURPOSE: To initiate the entry of arrest records in the ALERT files.

PROGRAM NARRATIVE

INPUT

Refer to the user manual for input to TPD "AREN".

PROCEDURE

The data entered is first verified for any errors by use of the subroutine "EDIT". If any errors have occurred, control is passed to an output procedure. The inverted arrest number and ORI are passed to the TPD "ARN1" to obtain the ALERT number to be used by this TPD. If "ARN1" has not found an ALERT number, control is passed to an output routine. If an ALERT number was found, the ALERT number is used to build a partial key to search the ALERT Master File for the last ALERT number suffix used on a "40" type record. If no "40" type record was found, a new suffix will be created, otherwise a "1" will be added to the sequence number. The new ALERT Master file arrest records will be created by formatting the information entered and transferring control to TPD "MEN". The ALERT General Index arrest records will be created by TPD "ARN3". The charge code and jacket number field entered is checked and if it is necessary, TPD "ARN2" is used to create a "39" type ALERT Master file record and its associated ALERT General Index record. The charge code is also checked to determine if the arrest summary record of the ALERT Master file needs to be updated and if so, passes control to TPD "TTAU" to perform this task.

OUTPUT

If the data received was initiated by a mask, there will be no output transmitted to the terminal. The output will be put on the log tape. If there were any errors encountered during a primary edit, the message "CORRECT FIELDS WITH ASTERISKS" along with a redisplay of the inquiry with asterisks in the error fields will be formatted and transmitted to the terminal. If an error occurred during a secondary edit, the message "RECORD ADDED - CORRECT FIELDS WITH ASTERISKS" followed by the redisplay of the inquiry with asterisks in the field in error will be formatted and transmitted. If no errors have occurred, the message "SOURCE DATA ADDED" along with the ALERT number will be formatted and displayed to the terminal.

INDEX NUMBER
RA216

CRT ENTRY EXAMPLE FOR: INQUIRY UPDATE

NAME: Entry of Arrest Statistics

SYSTEM: Arrest

ENTER CALL CODE: ARMX or second page of STMX TYPE A

DISPLAY MASK: ARMK

ENTER ▶

DISPLAY ▶

ARMX.8868.ORI:MOKPD0000T.ARQ

ARMK.8868 ORI;MOKPD0000T;AARN:

CRN:

OSAN:

STD:

OSNM:

OSSC:

EWS:

EWSS:

NSS:

NSSS:

DIR:

OCNC;KANS CITY OSAC;MODO:

HO:

AT:

OFF:

NTE:

AGE:

RAC:

SEX:

NAR:

JCT:

JPO:

JPP:

HLD:

UNI:

OSN:

OSN2:

RDT:

BTO:

RBT:

CNT:

CNB:

AAN:

JNM:

FPC:

ORD:

CTD:


CTT:

CTR:

RQ:

!

INDEX NUMBER
RA216-02



PROGRAMMING DOCUMENTATIONS

SECTION

TRANSACTION PROCESSING
DESCRIPTIONS

DATE ISSUED

January 16, 1973

DATE REVISED

PROGRAM TITLE: RA217 - TPD "ARN1"

DATE OPERATIONAL: January 16, 1973

PURPOSE: To obtain the ALERT number to be used by the TPD "AREN".

PROGRAM NARRATIVE

INPUT

The input to the TPD "ARN1" is the inverted arrest number and the "ORI".

PROCEDURE


Using the Case Report Number entered and the constant "E", a search key is built to search the ALERT General Index file and retrieve the record which contains an arrest number and "ORI" that matches the one in the inquiry. The ALERT number of this record is saved in a work area.

OUTPUT

There is no output from this TPD.

INDEX NUMBER

RA217



SECTION
TRANSACTION PROCESSING
DESCRIPTIONS

PROGRAMMING DOCUMENTATION

DATE ISSUED
January 16, 1973

DATE REVISED

PROGRAM TITLE: RA218 - TPD "ARN2"

DATE OPERATIONAL: January 16, 1973

PURPOSE: To create or update an ALERT Master file fixed format record with the fingerprint classification information.

PROGRAM NARRATIVE

INPUT

The input to this TPD is the Jacket number, ALERT number, "ORI" and fingerprint classification.


PROCEDURE

A partial key is created using the ALERT number entered to determine if a fixed format record for the desired "ORI" is already present. If a record is present, it is updated with the fingerprint information entered. If no record is found, a "39" type ALERT Master file record is created along with the associated General Index record.

OUTPUT

There is no output from this TPD.

INDEX NUMBER
RA218



PROGRAMMING DOCUMENTATIONS

SECTION
TRANSACTION PROCESSING
DESCRIPTIONS

DATE ISSUED	DATE REVISED
January 16, 1973	

PROGRAM TITLE: RA219 - TPD "ARN3"

DATE OPERATIONAL: January 16, 1973

PURPOSE: To add or update the ALERT General Index arrest record.

PROGRAM NARRATIVE

INPUT

Input to this TPD is the exact record desired to be added.

PROCEDURE


A partial key is built to search the ALERT General Index records to determine if the desired record is already present. If a record is found, it will be updated with the current information. If no record is found, the record will be added.

OUTPUT

There is no output from this TPD.

INDEX NUMBER

RA219



PROGRAMMING DOCUMENTATION

SECTION
TRANSACTION PROCESSING
DESCRIPTIONS

DATE ISSUED
January 16, 1973

DATE REVISED

PROGRAM TITLE: RA22Ø - TPD "ARUP"

DATE OPERATIONAL: January 16, 1973

PURPOSE: To modify data in the arrest records of the ALERT Master file
and General Index file.

PROGRAM NARRATIVE

INPUT

Refer to the user manual for input to this TPD.


PROCEDURE

The data entered is first edited for any errors. If errors have occurred, control is passed to an output routine. If no errors have occurred, using the data entered, a search key is built to retrieve an ALERT Master file record which matches the data entered. If no record was found, control is passed to an output routine. If a record is found, the data entered and the data from the record retrieved will be used to format the information for the TPDs "MEN" or "GEN" for the actual update to the ALERT Master file and General Index file.

OUTPUT

If no record was found, the message "NO ARREST RECORD FOUND ON ARN ENTERED" will be formatted and transmitted to the terminal. If any errors have occurred, the message "CORRECT FIELDS CONTAINING ASTERISKS" will be formatted along with the display of the entry and transmitted to the terminal. If a record was found and updated, the message "ARREST RECORD COMPLEMENT UPDATED" will be formatted along with the associated name, arrest number, new arrest number if entered and ALERT number to be transmitted to the terminal.

INDEX NUMBER
RA22Ø



PROGRAMMING DOCUMENTATION

SECTION

TRANSACTION PROCESSING
DESCRIPTION

DATE ISSUED

January 16, 1973

DATE REVISED

TITLE: RA221 - TPD "CADD"

DATE OPERATIONAL: January 16, 1973

PURPOSE: To cancel an address record from the ALERT Master file and its associated record on the ALERT General Index file.

PROGRAM NARRATIVE

INPUT

The TPD "CADD" requires that all of the data, as found on the Master File record, is entered along with the ORI and ALERT number.


PROCEDURE

Using the ALERT number entered, a partial key is built to search the ALERT Master file. With the key built the Master file is searched for a record which matches the data entered. If a record is located, information is formatted and transferred to TPD "MEN" for the actual cancellation of the ALERT Master file and the ALERT General Index records.

OUTPUT

When a record is found, the message "LICENSE RECORD CANCELED" and the ALERT number are formatted to the terminal. When no record has been found the message "NO RECORD FOUND" is formatted to the terminal.

INDEX NUMBER
RA221



PROGRAMMING DOCUMENTATION

SECTION

TRANSACTION PROCESSING
DESCRIPTIONS

DATE ISSUED

January 16, 1973

DATE REVISED

TITLE: RA222 - TPD "CLIC"

DATE OPERATIONAL: January 16, 1973

PURPOSE: To cancel a License record from the ALERT Master file and associated records in the ALERT General Index file.

PROGRAM NARRATIVE

INPUT

The TPD "CLIC" requires the ORI and ALERT number, along with either the License Number and the License State or the VIN Number.


PROCEDURE

Using the ALERT number entered, a partial key is built to search the ALERT Master file. With the key built, the ALERT Master file is searched for a record with a License Number and License State that matches those that were entered, or one that has a VIN that matches the one that was entered. When a record is located, data is formatted and transferred to TPD "MEN" for the actual cancellation from the ALERT Master file and the ALERT General Index file. If the record contains both a license and a VIN, further data is formatted and transferred to TPD "GEN" for the cancellation of a second General Index record associated with the record retrieved.

OUTPUT

When a record is located, the message "LICENSE RECORD CANCELLED" and the ALERT number are formatted to the terminal. When no record has been located, the message "NO RECORD FOUND" is formatted to the terminal.

INDEX NUMBER
RA222



PROGRAMMING DOCUMENTATION

SECTION

TRANSACTION PROCESSING
DESCRIPTIONS

DATE ISSUED

January 16, 1973

DATE REVISED

TITLE: RA223 - TPD "CNAM"

DATE OPERATIONAL: January 16, 1973

PURPOSE: To cancel a name record from the ALERT Master File and associated record in the ALERT Name Index file.

PROGRAM NARRATIVE

INPUT

Input to the TPD "CNAM" is the ORI, ALERT number, and person's name or business name.


PROCEDURE

Using the ALERT number entered, a partial key is built to search the Master file. Using the key built, the ALERT Master file is searched for a record which matches the name information entered. When a record is located, the data is formatted and transferred to TPD "MEN" for the actual cancellation from the ALERT Master file and the ALERT Name Index file.

OUTPUT

When a record is located, the message "RECORD HAS BEEN CANCELLED" and the ALERT number are formatted to the terminal. When no record has been located, the message "NO RECORD FOUND" is formatted to the terminal.

INDEX NUMBER
RA223



PROGRAMMING DOCUMENTATION

SECTION

TRANSACTION PROCESSING
DESCRIPTIONS

DATE ISSUED

January 16, 1973

DATE REVISED

TITLE: RA224 - TPD "CNUM"

DATE OPERATIONAL: January 16, 1973

PURPOSE: To cancel a Numbers record from the ALERT Master file.

PROGRAM NARRATIVE

INPUT

The TPD "CNUM" requires only the ORI and the ALERT number.


PROCEDURE

Using the ALERT number entered, a partial key is built to search the ALERT Master file. Using the key built, the ALERT Master file is searched for a record that matches the ORI entered. When a record is located, the data is formatted and transferred to TPD "MEN" for the actual cancellation from the ALERT Master file.

OUTPUT

When a record is located, the message "NUMBERS RECORD CANCELLED" and the ALERT Number are formatted to the terminal. When no record is found, the message "NO RECORD FOUND" is formatted to the terminal.

INDEX NUMBER
RA224



PROGRAMMING DOCUMENTATION

SECTION
TRANSACTION PROCESSING
DESCRIPTIONS

DATE ISSUED	DATE REVISED
January 16, 1973	

PROGRAM TITLE: RA225 - TPD "CREN"

DATE OPERATIONAL: January 16, 1973

PURPOSE: To control the entry of name, SID, address, license, and warrant records into the ALERT Master File.

PROGRAM NARRATIVE

INPUT

The input to the TPD "CREN" is the data passed to it by one of the following TPDs, "NMEN", "LCEN", "WLEN", or "STEN". The data that is received is in the same format as it was received by the calling TPD.


PROCEDURE

If the data being entered does not have an ALERT Number, the ALERT Number in the ALERT General Index File is retrieved and used. When the ALERT Number in the General Index File has been used, the ALERT Number contained in the record is updated by adding one to it and re-writing the record. When the data being entered contains an ALERT number, this number will be used. If it has been requested or it has been determined that this data is to go to NCIC, the data will be properly formatted and sent to the user routine "# NCIC". If data is sent to NCIC, the TPD "AKA" is called for transmittal of any alias names to NCIC. After determination has been made whether the data will go to NCIC, the data is formatted and transmitted to the TPD "MEN" for the actual entry into the ALERT Name Index File, ALERT Master File, and ALERT General Index File. If an SID Number has been entered, the TPD "CRI" is called for actual entry of the SID record.

OUTPUT

If a new ALERT Number is used the message "NEW ENTRY" along with the ALERT Number is formatted for transmission to the user. If a current or old ALERT Number has been used, one of the following messages will be used; "NAME ADDED", "VEHICLE ADDED", "SOURCE DATA ADDED", or "WARRANT/WANT ADDED". Either a name or license is always displayed with any messages transmitted to the user.

INDEX NUMBER RA225



PROGRAMMING DOCUMENTATION

SECTION
TRANSACTION PROCESSING
DESCRIPTIONS

DATE ISSUED
January 16, 1973

DATE REVISED

PROGRAM TITLE: RA226 - TPD "C1"

DATE OPERATIONAL: January 16, 1973

PURPOSE: To retrieve and format any data found on a Case Report Number, Traffic Ticket Number, or Arrest Number.

PROGRAM NARRATIVE

INPUT

The input to the TPD "C1" is a Case Report Number, Traffic Ticket Number, or Arrest Number.

PROCEDURE

This TPD will search the ALERT General Index File for a particular ID type depending upon the third character of the inquiry code. If the third character of the inquiry code is an "F", the key is built to search the "0" type records. If the third character of the inquiry code is a "T", the key is built to search for a "C" type record. If the third character of the inquiry code is an "A", the key is built to search for an "E" type record. If the third character of the inquiry code is blank, the key is built to search for a "M" type of record. If only one record is found, the TPD "M" will be called. If more than one record is retrieved, the TPD "MULT" is called.

OUTPUT

If the inquiry entered has an invalid format, the message "INQUIRY DELETED - INVALID FORMAT" is transmitted to the user. If no record was retrieved, the message "NO RECORD KCMO POLICE COMPUTER CENTER" is transmitted to the user.

INDEX NUMBER
RA226

CRT ENTRY EXAMPLE FOR: INQUIRY UPDATE

NAME: Case/Warrant/Ticket/Arrest Number Inquiry

ENTER CALL CODE: C1, C1A, C1T, C1F

DISPLAY MASK:

ENTER ►

DISPLAY ►

C1.TEST.9090A0A0

***** FOR OFFICIAL USE ONLY WITHIN THE CRIMINAL JUSTICE SYSTEM ***** KCV4

ZXAMPLE AARDVARK X NM 071915 KS 508 185 BR BL MOKPD0000

RESIST ARREST

MOKPD0000 FBI= SOC=593628741 OLN=

NIC=W027896547

MOKPD0000 109 W 300 ST KANS CITY MO 010672


MOKPD0000 ZZZZ99 MO 2 PC 66 FORD MUS 2D RED 987654322

M0048051J 9090A0A0 KC W MURDER 1 120469 054660030000000

MOKPD0000 12345679 AB S ESCAPE 100968 054660030210000

!

INDEX NUMBER
RA2226-02





PROGRAMMING DOCUMENTATION

SECTION

TRANSACTION PROCESSING
DESCRIPTIONS

DATE ISSUED

January 16, 1973

DATE REVISED

PROGRAM TITLE: RA227 - TPD "NZ"

DATE OPERATIONAL: January 16, 1973

PURPOSE: To retrieve and display all records from the ALERT Name Index file that match the data entered.

PROGRAM NARRATIVE

INPUT

The input to the TPD "NZ" is the last name and first name.

PROCEDURE

Using the name entered, a partial key is built to search the ALERT Name Index file for up to 108 records that match the data entered. If 108 records are retrieved, the last line of data displayed contains the ALERT number and suffix of the last name retrieved. If the user wishes to retrieve more records, he will re-enter the inquiry "NZ" using the data as displayed on the last line. When more records are being requested, the program will use the ALERT number and suffix entered to start retrieval from the first record after the last record retrieved on the initial inquiry.

OUTPUT

When a record has been retrieved, it is formatted and transmitted to the user. When no record has been found, the message "NO RECORD FOR DATA ENTERED" is transmitted to the user.

INDEX NUMBER

RA227

CRT ENTRY EXAMPLE FOR: INQUIRY UPDATE

NAME: Name Listing Inquiry

ENTER CALL CODE: NZ


DISPLAY MASK:

ENTER ▾

DISPLAY ▾

NZ.TEST.ZXAMPLE					
ZXAMPLE	ARLIN	K	000000	ALERT/1273726	
ZXAMPLE	ALFRED		WM 051540	ALERT/1107617	
ZXAMPLE	ALFRED		000000	ALERT/0994277	
ZXAMPLE	ADAM		WM 112044	ALERT/0725088	
ZXAMPLE	BENNY	A	WM 061247	ALERT/0000010	
ZXAMPLE	BARBARA		WF 061154	ALERT/0000020	
ZXAMPLE	BERRY	D	WM 070444	ALERT/0000011	
ZXAMPLE	BARRY	A	NM 112339	ALERT/0081091	
ZXAMPLE	BILL		WM 000000	ALERT/0000012	
ZXAMPLE	BENJAMIN	J	WM 030648	ALERT/0000003 !	

INDEX NUMBER
RA227-02



PROGRAMMING DOCUMENTATION

SECTION

TRANSACTION PROCESSING
DESCRIPTIONS

DATE ISSUED

January 16, 1973

DATE REVISED

PROGRAM TITLE: RA228 - TPD "C2"

DATE OPERATIONAL: January 16, 1973

PURPOSE: To cancel warrant/want record from the ALERT Master File and its associated record from the ALERT General Index File.

PROGRAM NARRATIVE

INPUT

The input to the TPD "C2" is one to five Case Report Numbers.

PROCEDURE


When more than one Case Report Numbers are entered, the second and succeeding Case Report Numbers are re-routed back through the line control program. Using the first Case Report Number a partial key is built to search the ALERT General Index file. Using the partial key built, the ALERT General Index file is searched for a record containing the Case Report Number entered. When a record has been located, the ORI is used to build the input for the TPD "ORI". If the TPD "ORI" validates the ORI in the General Index record as being valid for the terminal, the data that is found in the General Index record is used to build the input for the TPD "C2A". Control is then passed to the TPD "C2A".

OUTPUT

If more than one record is located that matches the Case Report Number entered, the message "DUPLICATE RECORDS USE C4 TO CANCEL" is formatted to the terminal. When no records are located, the message "NO RECORD FOUND" is formatted to the terminal.

INDEX NUMBER

RA228



PROGRAMMING DOCUMENTATION

SECTION

TRANSACTION PROCESSING
DESCRIPTIONS

DATE ISSUED

January 16, 1973

DATE REVISED

PROGRAM TITLE: RA229 - TPD "C2A"

DATE OPERATIONAL: January 16, 1973

PURPOSE: To cancel a Warrant/Want record, a Fixed Format record, or Free
Format record from the ALERT Master file.

PROGRAM NARRATIVE

INPUT

The input to the TPD "C2A" is the ALERT number in packed format.


PROCEDURE

Using the key passed to this TPD, the Master file is searched and the matching record is retrieved. If the record to be cancelled had been sent to NCIC, a 'clear' will be formatted for use by the TPD "MEN" for the actual cancellation from the ALERT Master file and the ALERT General Index file. If a 'clear' has been sent to NCIC, the TPD "C2A1" is called to remove the NCIC number from the ALERT Master file number record.

OUTPUT

If no record was found, the message "NO RECORD MASTER FILE" is formatted to be transmitted to the user. If it has been determined that the record cannot be cancelled by the user, the message "UNABLE TO CANCEL; NOT VALID FOR TERMINAL" is formatted for transmittal to the user. If the record has been cancelled, the message "RECORD CANCELLED" is formatted for transmittal to the user.

INDEX NUMBER
RA229



PROGRAMMING DOCUMENTATION

SECTION

TRANSACTION PROCESSING
DESCRIPTIONS

DATE ISSUED

January 16, 1973

DATE REVISED

PROGRAM TITLE: RA23Ø - TPD "C2A1"

DATE OPERATIONAL: January 16, 1973

PURPOSE: To remove from a numbers record the NCIC number.

PROGRAM NARRATIVE

INPUT

The input to the TPD "C2A1" is the ALERT Number.

PROCEDURE


Using the ALERT number received, a partial key is built to search the ALERT Master File. Using the key built, the ALERT Master File is searched for a 15-type record. If a record is found, the NCIC number is blanked out. If there is no other numbers present in the numbers record, the record will be cancelled. The TPD "MEN" is used to do the actual cancellation or blanking out.

OUTPUT

This TPD has no output to the user.

INDEX NUMBER

RA23Ø



SECTION

TRANSACTION PROCESSING
DESCRIPTIONS

PROGRAMMING DOCUMENTATION

DATE ISSUED

January 16, 1973

DATE REVISED

PROGRAM TITLE: RA231 - TPD "C4"

DATE OPERATIONAL: January 16, 1973

PURPOSE: To cancel warrant/want record, free format record, or fixed format record from the ALERT Master File and their associated records from the ALERT General Index File.

PROGRAM NARRATIVE

INPUT

The input to the TPD "C4" is a Case Report Number and a 15-digit ALERT Number and suffix.

PROCEDURE


Using the 15-digit ALERT Number and suffix entered, a key is built to search the ALERT Master File. Using the key built, the ALERT Master File is searched for a record that contains a Case Report Number which matches the one entered. If a record is found, the ORI within the record is passed to a TPD "ORI" for validation. If the ORI is valid for the terminal, the key of the record is passed to the TPD "C4A" for the actual cancellation.

OUTPUT

If no record was found, the message "NO RECORD FOUND POLICE COMPUTER CENTER" is transmitted to the user. If the ORI is not valid for the terminal, the message "UNABLE TO CANCEL NOT VALID FOR TERMINAL" is transmitted to the user.

INDEX NUMBER

RA231



SECTION
TRANSACTION PROCESSING
DESCRIPTIONS

PROGRAMMING DOCUMENTATION

DATE ISSUED
January 16, 1973

DATE REVISED

PROGRAM TITLE: RA232 - TPD "C4A"

DATE OPERATIONAL: January 16, 1973


PURPOSE: Refer to documentation on RA229.

PROGRAM NARRATIVE

This TPD is identical to the TPD "C2A", except that it is called by the TPD "C4". Refer to the documentation on the TPD "C2A" under the title RA229 - TPD "C2A".

INDEX NUMBER

RA232



PROGRAMMING DOCUMENTATION

SECTION

TRANSACTION PROCESSING
DESCRIPTIONS

DATE ISSUED

January 16, 1973

DATE REVISED

PROGRAM TITLE: RA233 - TPD "C4A1"

DATE OPERATIONAL: January 16, 1973


PURPOSE: Refer to the documentation on TPD RA230.

PROGRAM NARRATIVE

This TPD is identical to the TPD "C2A1", except that it is called by the TPD "C4A". Refer to the program documentation under the title RA230 - TPD "C2A1".

INDEX NUMBER

RA233



PROGRAMMING DOCUMENTATION

SECTION

TRANSACTION PROCESSING
DESCRIPTIONS

DATE ISSUED

January 16, 1973

DATE REVISED

PROGRAM TITLE: RA234 - TPD "F9"

DATE OPERATIONAL: January 16, 1973

PURPOSE: To update a fixed format record in the ALERT Master file.

PROGRAM NARRATIVE

INPUT

For input to this TPD refer to the User Manual for the update code "F9".


PROCEDURE

Using the ALERT number entered, a partial key is built to search the ALERT Master file. Using the key built, the ALERT Master file is searched for a record which contains an ORI which matches the one entered. If a record is retrieved, the data within that record will be updated with the data entered. If a field entered contains an asterisk, the corresponding field in the record retrieved will be blanked out or set to zero. If a field of data entered is blank, the corresponding field in the record will be left as it was. The Jacket number in the record will be changed to the Jacket number entered, otherwise it is left as it was. The TPD "MEN" will be called to do the actual update to the record.

OUTPUT

If the data entered contains an error of some sort, the message "CORRECT FIELDS WITH ASTERISKS", along with the inquiry redisplayed will be transmitted to the user. If no record was found, the message "NO RECORD KCMO POLICE COMPUTER CENTER" is transmitted to the user. If a record was retrieved, the message "RECORD UPDATED" is transmitted to the user.

INDEX NUMBER
RA234



PROGRAMMING DOCUMENTATION

SECTION

TRANSACTION PROCESSING
DESCRIPTIONS

DATE ISSUED

DATE REVISED

January 16, 1973

PROGRAM TITLE: RA235 - TPD "GEN"

DATE OPERATIONAL: January 16, 1973

PURPOSE: To add a record or update a record in the ALERT General Index file.

PROGRAM NARRATIVE

INPUT

The input to the TPD "GEN" is the record to be worked with.

PROCEDURE


Using the data entered, a key is built to search the ALERT General Index file. Using the key built, the ALERT General Index file is searched for a record which matches the data entered. If no record was found that matches the data entered, a record is added to the ALERT General Index file using the data entered. If a record is found, it is updated with the data entered.

OUTPUT

This TPD has no output to the user. The record, as written or rewritten to the file, will be written on the Log file preceded by the constant "GENFIL =".

INDEX NUMBER

RA235



PROGRAMMING DOCUMENTATION

SECTION

TRANSACTION PROCESSING
DESCRIPTIONS

DATE ISSUED

January 16, 1973

DATE REVISED

TITLE: RA237 - TPD "JVAR"

DATE OPERATIONAL: January 16, 1973

PURPOSE: To add or subtract from the referral count field and record type "7001" whenever a referral record is added to or deleted from the file by TPD "JVRE".

PROGRAM NARRATIVE

INPUT

Input to the TPD "JVAR" is the ALERT number, ORI and the amount to be added or subtracted.


PROCEDURE

Using the ALERT number entered, a key is built to search the ALERT Master file and retrieve one record which contains an ORI that matches the ORI in the entry. If a record is found, the number entered will be either added or subtracted from the count field depending upon the sign. After the data retrieved is updated, it will be formatted and transmitted to the TPD "MEN". If no record was found, no action is taken.

OUTPUT

There is no output from this TPD.

INDEX NUMBER
RA237



PROGRAMMING DOCUMENTATION

SECTION

TRANSACTION PROCESSING
DESCRIPTIONS

DATE ISSUED

DATE REVISED

January 16, 1973

TITLE: RA238 - TPD "JVDE"

DATE OPERATIONAL: January 16, 1973

PURPOSE: To update or delete a Juvenile Detention Record and its Index Record from the ALERT files.

PROGRAM NARRATIVE

INPUT

Refer to the User Manual for input to this TPD.


PROCEDURE

The data entered is first edited for errors. If errors have occurred, control is passed to an output routine. If no errors have occurred, the booking number entered in the inquiry will be transmitted to the TPD "JVDX" to search for an index by booking number for the ALERT number. If no record was found by the TPD "JVDX", the Life number will be sent to the TPD "JVLX" to try and retrieve from the ALERT General Index file a record by Life number to obtain the ALERT number. If the TPD "JVLX" does not find a record, control is passed to an output routine. Using the ALERT number obtained, a search key is built to search the ALERT Master file and retrieve one record which matches the data entered. If a record was retrieved, the data in the record is updated and passed to the TPD "MEN" for the rewrite on the ALERT Master file. If no record was retrieved, the data entered will be formatted and transmitted to the TPD "MEN" for the actual write to the file.

OUTPUT

If an error has occurred, the appropriate message is formatted and transmitted to the terminal. If the record is updated or entered, the appropriate message is formatted and transmitted to the terminal.

INDEX NUMBER
RA238



PROGRAMMING DOCUMENTATION

SECTION

TRANSACTION PROCESSING
DESCRIPTIONS

DATE ISSUED

January 16, 1973

DATE REVISED

TITLE: RA239 - TPD "JVDX"

DATE OPERATIONAL: January 16, 1973

PURPOSE: To search the ALERT General Index file using the Booking number and ORI as search arguments.

PROGRAM NARRATIVE

INPUT

Input to the TPD "JVDX" is the Booking number and ORI.


PROCEDURE

Using the data entered, a search key is built to search the ALERT General Index file for a record which matches the data entered. If a record is found, the record is moved to SAVEREC starting in position 173. If no record was found, no action is taken.

OUTPUT

There is no output from this TPD.

INDEX NUMBER
RA239



PROGRAMMING DOCUMENTATION

SECTION

TRANSACTION PROCESSING
DESCRIPTIONS

DATE ISSUED

January 16, 1973

DATE REVISED

TITLE: RA24Ø - TPD "JVFE"

DATE OPERATIONAL: January 16, 1973

PURPOSE: To create or delete a Juvenile Associate Record and its associated Index records in the ALERT files.

PROGRAM NARRATIVE

INPUT

Refer to the User Manual for the input to this TPD.

PROCEDURE


The data entered is first edited for errors. If an error has occurred, control is passed to an output routine. If this is to be a delete, the ALERT number and ALERT number of associated records are passed to the TPD "JVFX" to retrieve the ALERT General Index associated with the Master file record. If the TPD "JVFX" does not retrieve a record, control is passed to an output routine. Using the ALERT number entered, a key is built to search the ALERT Master file and retrieve one record which matches the data entered. If a record is found, the data in the record is updated and passed to the TPD "MEN" for deletion from the files. If no record was found, the data in the inquiry is formatted and passed to the TPD "MEN" for entry into the files.

OUTPUT

If an error has occurred, the appropriate error message will be formatted and transmitted to the terminal. If the data is deleted or entered, the appropriate message will be formatted and transmitted to the terminal.

INDEX NUMBER

RA24Ø



PROGRAMMING DOCUMENTATION

SECTION

TRANSACTION PROCESSING
DESCRIPTIONS

DATE ISSUED

January 16, 1973

DATE REVISED

PROGRAM TITLE: RA241 - TPD "JVFX"


DATE OPERATIONAL: January 16, 1973

PURPOSE: To retrieve a General Index record for the TPD "JVFE". If a record is retrieved, the data will be passed back to the calling TPD by use of a save area.

OUTPUT

There is no output from this TPD.

INDEX NUMBER
RA241



PROGRAMMING DOCUMENTATION

SECTION

TRANSACTION PROCESSING
DESCRIPTIONS

DATE ISSUED

January 16, 1973

DATE REVISED

TITLE: RA242 - TPD "JVLX"

DATE OPERATIONAL: January 16, 1973

PURPOSE: To search the ALERT General Index file using Life number and
ORI search arguments.

PROGRAM NARRATIVE

INPUT

Input to the TPD "JVLX" is the Life number and ORI.

PROCEDURE


Using the data entered, a key is built to search the ALERT General Index
file and retrieve a record which matches the data entered. If a record
is retrieved, the record is moved to SAVEREC starting at position 173. If
no record is found, no action is taken by the TPD.

OUTPUT

There is no output from this TPD.

INDEX NUMBER

RA242



PROGRAMMING DOCUMENTATION

SECTION

TRANSACTION PROCESSING
DESCRIPTIONS

DATE ISSUED

January 16, 1973

DATE REVISED

TITLE: RA243 - TPD "JVME"

DATE OPERATIONAL: January 16, 1973

PURPOSE: To enter, modify or cancel a Juvenile Life record and its Index record from the ALERT files.

PROGRAM NARRATIVE

INPUT

Refer to the User Manual for input to this TPD.


PROCEDURE

The data is first edited for errors. If an error has occurred, control is passed to an output routine. If no errors have occurred, the data is formatted and passed to the TPD "JVMX" for retrieval from the ALERT General Index file of an Index record. If the TPD "JVMX" finds a record, the ALERT number in the record found will be used to build a partial search key. If no record was found by the TPD "JVMX", the ALERT number entered will be used to build a partial search key. Using the key built, the ALERT Master file will be searched for a record which matches the data entered. If a record was found, it will be modified by the data entered or prepared for cancellation and passed to the TPD "MEN". If no record was found, the data entered will be formatted and passed to the TPD "MEN" for entry into the ALERT files.

OUTPUT

If an error has occurred, the appropriate message will be formatted and transmitted to the terminal. If a record is modified, cancelled, or entered, the appropriate message will be formatted and transmitted to the terminal.

INDEX NUMBER
RA243



PROGRAMMING DOCUMENTATION

SECTION

TRANSACTION PROCESSING
DESCRIPTIONS

DATE ISSUED

January 16, 1973

DATE REVISED

TITLE: RA244 - TPD "JVMX"

DATE OPERATIONAL: January 16, 1973


PURPOSE: Refer to documentation of RA242.

PROGRAM NARRATIVE

This TPD is identical to the TPD "JVLX". Refer to the documentation on the TPD "JVLX" under the title RA242 - TPD "JVLX".

INDEX NUMBER

RA244



PROGRAMMING DOCUMENTATION

SECTION

TRANSACTION PROCESSING
DESCRIPTIONS

DATE ISSUED

January 16, 1973

DATE REVISED

TITLE: RA245 - TPD "JVRE"

DATE OPERATIONAL: January 16, 1973

PURPOSE: To enter, modify or cancel a Juvenile Referral record and its associated Index records from the ALERT files.

PROGRAM NARRATIVE

INPUT

Refer to the User Manual for input to this TPD.


PROCEDURE

The data entered is first edited for errors. If an error has occurred, control is passed to an output routine. If no errors have occurred, the referral number is transmitted to the TPD "JVRX" to obtain the ALERT number and suffix to be used. If a record was found by the TPD "JVRX", a partial key is built using the ALERT number retrieved by that TPD. If no record was retrieved by the TPD "JVRX", the data entered in the inquiry will be used to build a partial key. Using the key built, the ALERT Master file will be searched for a record which matches the data entered. If a record was retrieved, the data within the record will be modified or be set up for cancellation and transmitted to the TPD "MEN". If no record was found, the data entered will be formatted and transmitted to the TPD "MEN". If a new record was entered, data will be passed to the TPD "JVAR" to add a 1 to a count field. If a record was deleted, a negative 1 will be transmitted to the TPD "JVAR" for deletion from a count field.

OUTPUT

If an error has occurred, the appropriate message will be formatted and transmitted to the terminal. If data is transmitted to the TPD "MEN", the appropriate message will be formatted and transmitted to the terminal.

INDEX NUMBER
RA245



PROGRAMMING DOCUMENTATION

SECTION
TRANSACTION PROCESSING
DESCRIPTIONS

DATE ISSUED

January 16, 1973

DATE REVISED

TITLE: RA246 - TPD "JVRX"

DATE OPERATIONAL: January 16, 1973

PURPOSE: To search the ALERT General Index file using a Referral number and ORI as search arguments.

PROGRAM NARRATIVE

INPUT

Input to the TPD "JVRX" is the Referral number and ORI.


PROCEDURE

Using the data entered, a search key is built to search the ALERT General Index file for a record which matches the data entered. If a record was found, the record will be moved to a save area and passed back to the calling TPD. If no record was found, no action is taken by this TPD.

OUTPUT

There is no output to this TPD.

INDEX NUMBER
RA246



PROGRAMMING DOCUMENTATION

SECTION

TRANSACTION PROCESSING
DESCRIPTIONS

DATE ISSUED

DATE REVISED

January 16, 1973

TITLE: RA247 - TPD "JV1"

DATE OPERATIONAL: January 16, 1973

PURPOSE: To retrieve ALERT file information using the Juvenile Life number as a search argument.

PROGRAM NARRATIVE

INPUT

Input to the TPD "JV1" is the ORI and Life Number.

PROCEDURE


Using the data entered, a search key is built to search the ALERT General Index file and retrieve a record which matches the data entered. If a record is retrieved, the key of that record will be formatted and passed to the TPD "AM" for further information retrieval from the ALERT Master file.

OUTPUT

If no records are retrieved, the message "NO RECORD FOUND" is formatted and transmitted to the terminal.

INDEX NUMBER

RA247



PROGRAMMING DOCUMENTATION

SECTION

TRANSACTION PROCESSING
DESCRIPTIONS

DATE ISSUED

January 16, 1973

DATE REVISED

TITLE: RA248 - TPD "JV2"

DATE OPERATIONAL: January 16, 1973

PURPOSE: To retrieve ALERT file information using a Juvenile Referral number as a search argument.

PROGRAM NARRATIVE

INPUT

Data collected in the Juvenile Referral is input to "JV2".

PROCEDURE

Using the data entered, a key is built to search the ALERT General Index file for a record which matches the data entered. If a record is found, the key of the record is formatted and transmitted to the TPD "AM" for further information retrieval from the ALERT Master file.


OUTPUT

If no record was found, the message "NO RECORD FOUND" will be formatted and transmitted to the terminal.

INDEX NUMBER

RA248





PROGRAMMING DOCUMENTATION

SECTION

TRANSACTION PROCESSING
DESCRIPTIONS

DATE ISSUED

January 16, 1973

DATE REVISED

PROGRAM TITLE: RA251 - TPD "L"

DATE OPERATIONAL: January 16, 1973

PURPOSE: To retrieve ALERT file information using License number as a search argument.

PROGRAM NARRATIVE

INPUT

Minimum input to the TPD "L" is License number.

PROCEDURE

The License data entered is used to build a key that searches the ALERT General Index file and retrieves from that file up to six License Index records. If only one License Index record is found, data is formatted to be transferred to TPD "M" for retrieval of further data from the ALERT Master file. If multiple records are retrieved from the ALERT General Index file, information from each of these records is formatted and transferred to TPD "MULT" for further information retrieval from the ALERT Master file. If the second character of the inquiry is blank and the State of issue is present, the information is formatted and transferred to the user routine "# NCIC" for retrieval from the NCIC files. If the 31st byte of the inquiry contains a P, any record which contains License record information which matches the partial license entered will be retrieved. On a partial search, up to 54 records will be retrieved.

OUTPUT

If no records are found that match the data entered, a message is formatted and transmitted to the terminal indicating that there was no record found.

INDEX NUMBER
RA251

CRT ENTRY EXAMPLE FOR: INQUIRY UPDATE

NAME: License Number Inquiry

ENTER CALL CODE: L, LL, LT, LD

DISPLAY MASK:

LD.TEST.ZZZZ99.MO.2

***** FOR OFFICIAL USE ONLY WITHIN THE CRIMINAL JUSTICE SYSTEM ***** KCV4

ZXAMPLE AARDVARK X NM 071915 KS 508 185 BR BL MOKPD0000

RESIST ARREST

SPARKPLUG MONIKER NM 071915 KS 600 180 BR BR MOKPD0000

MOKPD0000 FBI= SOC=593628741 OLN=

NIC=W027896547

MOKPD0000 109 W 300 ST KANS CITY MO 010672


MOKPD0000 ZZZZ99 MO 2 PC 66 FORD MUS 2D RED 987654322

MOKPD0000 ZZZZ90 MO 2 PC 65 FORD FAL 2D CRM 1234567890 !

ENTER ▶

DISPLAY ▶

INDEX NUMBER
RA251-02



PROGRAMMING DOCUMENTATION

SECTION

TRANSACTION PROCESSING
DESCRIPTIONS

DATE ISSUED

January 16, 1973

DATE REVISED

PROGRAM TITLE: RA252 - TPD "LCEN"

DATE OPERATIONAL: January 16, 1973

PURPOSE: To enter a License and associated data into the ALERT files.

PROGRAM NARRATIVE

INPUT

Minimum input to the TPD "LCEN" is a License number and vehicle description.


PROCEDURE

The data entered is verified by use of the user program "EDIT". If the data is verified as being correct, the program will continue. If a Warrant/Want record is to be entered with the data and it has an offense code of "Ø71Ø", "Ø711", "Ø712" or "Ø713", the data is formatted and transferred to the TPD "LC1" to check and see if the data has already been entered under one of these offense codes. If the data has been found to be already on the ALERT files, control is passed to an output routine and transmitted to the user. If an ALERT number was entered with the data, a key is built to search the ALERT Master file and retrieve the next suffix to be used by the records being entered. After the ALERT number suffixes are obtained, the data is formatted and transferred to TPD "CREN" for the actual formatting of data to be entered into the files. After control has been returned to the TPD "LCEN" and the offense code has been found to be "Ø71Ø", "Ø711", "Ø712" or "Ø713", the data is formatted and transferred to the TPD "LC1" for retrieval of any License record which matches the data entered.

OUTPUT

If the data entered does not pass the edits, the message "CORRECT FIELD WITH ASTERISKS" and the inquiry are formatted back to the terminal. If the data has been found to be already on file, a message is formatted indicating that the TPD was unable to enter the data and sent to the terminal. All other output will be formatted by the TPD "CREN".

INDEX NUMBER
RA252



SECTION
TRANSACTION PROCESSING
DESCRIPTIONS

PROGRAMMING DOCUMENTATION

DATE ISSUED

January 16, 1973

DATE REVISED

PROGRAM TITLE: RA253 - TPD "LC1"

DATE OPERATIONAL: January 16, 1973

PURPOSE: To determine if the data being entered by the TPD "LCEN" is already on file as a stolen, impounded, repossessed, or contract tow.

PROGRAM NARRATIVE

INPUT

Input to the TPD "LC1" is either a License number or a VIN number.


PROCEDURE

Using the data entered, a key is built to search the ALERT General Index file for a record which contains the first byte of "S", "I", "R", or "C". If a record is found, the data is formatted for transmittal to the TPD "LC1A" for verification that the Warrant/Want record is still active on the data. If "LC1A" determines that the Warrant/Want is still active, the constant "REJECT" is returned to the calling TPD.

OUTPUT

If no active records are found, control is returned to the calling TPD. If an active record is found, the message "UNABLE TO ENTER, FOUND THE FOLLOWING ON FILE" is formatted for transmittal to the terminal. Also the data for the record found is formatted for transmittal to the TPD "M".

INDEX NUMBER
RA253



SECTION
TRANSACTION PROCESSING
DESCRIPTIONS

PROGRAMMING DOCUMENTATION

DATE ISSUED
January 16, 1973

DATE REVISED

PROGRAM TITLE: RA254 - TPD "LC1A"

DATE OPERATIONAL: January 16, 1973

PURPOSE: To determine if the data retrieved by the TPD "LC1" has an active Warrant/Want record on it.

PROGRAM NARRATIVE

INPUT

Input to the TPD "LC1A" is the ALERT number.


PROCEDURE

Using the data entered, a key is built to search the ALERT Master file for an active Warrant/Want record.

OUTPUT

If a record is retrieved, the constant "REJECT" is returned to the calling TPD.

INDEX NUMBER
RA254



PROGRAMMING DOCUMENTATION

SECTION

TRANSACTION PROCESSING
DESCRIPTIONS

DATE ISSUED

DATE REVISED

January 16, 1973

PROGRAM TITLE: RA255 - TPD "L9"

DATE OPERATIONAL: January 16, 1973

PURPOSE: To retrieve and update a License record on the ALERT Master file and its associated records on the ALERT General Index file.

PROGRAM NARRATIVE

INPUT

Refer to the User Manual for input to the TPD "L9".

PROCEDURE


Using the ALERT number entered, a key is built to search the ALERT Master file and retrieve the record which matches the data entered. If a record is found, the data within it will be updated with the data entered by the terminal user. If a field in the input contains an asterisk, the corresponding field in the record retrieved will be blanked out or set to zero. If the field in the data entered is blank, the corresponding field of the record will be left as it was. If a new License number or new VIN is being entered, both the ALERT Master file and the ALERT General Index file will be updated. For the actual update to the files, the TPDs "MEN" and "GEN" will be called. If a location of theft record is to be modified, the data will be formatted and transferred to TPD "L9A". If the record being modified had been transmitted to NCIC, a modification will be sent to NCIC.

OUTPUT

If no record was found, the message "NO RECORD KCMO POLICE COMPUTER CENTER" will be transmitted to the terminal. If the data being entered is invalid, a message will be formatted stating such. If a record has been found and updated, the message "RECORD UPDATED" will be formatted and transmitted to the terminal.

INDEX NUMBER

RA255



PROGRAMMING DOCUMENTATION

SECTION

TRANSACTION PROCESSING
DESCRIPTIONS

DATE ISSUED

January 16, 1973

DATE REVISED

PROGRAM TITLE: RA256 - TPD "L9A"

DATE OPERATIONAL: January 16, 1973

PURPOSE: To update the location of Theft record on a stolen automobile.

PROGRAM NARRATIVE

INPUT

Input to the TPD "L9A" is the ALERT number and data to be used for the updating of the record.


PROCEDURE

Using the ALERT number entered, a key is built to search the ALERT Master file and retrieve one record. If a record is retrieved, it will be updated with the data entered.

OUTPUT

If no record was found, the message "NO MASTER RECORD FOUND" will be formatted and transmitted to the terminal. If a record is found and updated, the message "RECORD UPDATED" will be formatted and transmitted to the terminal.

INDEX NUMBER
RA256



PROGRAMMING DOCUMENTATION

SECTION

TRANSACTION PROCESSING
DESCRIPTIONS

DATE ISSUED

January 16, 1973

DATE REVISED

PROGRAM TITLE: RA257 - TPD "M"

DATE OPERATIONAL: January 16, 1973

PURPOSE: To retrieve ALERT file information using the ALERT number as a search argument.

PROGRAM NARRATIVE

INPUT

Input to the TPD "M" is the ALERT number.

PROCEDURE

Using the ALERT number in the record, a partial key is built to search the ALERT Master file and retrieve one record. The ALERT Master file is searched for any record which has a suffix greater than 29. If a record is found, the ALERT number entered is transferred to the TPD "AM" for further information retrieval from the ALERT Master file.

OUTPUT

If this TPD was initiated at a terminal, the inquiry is formatted and transmitted to the terminal. If no record was found, the message "NO RECORD KCMO POLICE COMPUTER CENTER" is formatted and transmitted to the terminal.

INDEX NUMBER
RA257

CRT ENTRY EXAMPLE FOR: INQUIRY UPDATE

NAME: Inquiry By ALERT Number

ENTER CALL CODE: M, MA, MC, MT, MD

DISPLAY MASK:

ENTER ▶

DISPLAY ▶

MD.TEST.0000004

***** FOR OFFICIAL USE ONLY WITHIN THE CRIMINAL JUSTICE SYSTEM ***** KCV4

ZXAMPLE BENJAMIN D J WM 010240 KS 511 200 BR BR MOKPD0000

DANGEROUS RESIST ARREST ***SUBJECT IS 10-31***

ZXAMPLE BOB WM 010240 KS 200 BR BR MOKPD0000

DANGEROUS RESIST ARREST ***SUBJECT IS 10-31***

MOKPD0000 SID= 10-31 CRN = 99999999

MOKPD0000 107 S 170 ST KANS CITY MO 031572

MOKPD0000 0C012345 CP S ASSAULT AGGRAV 102672

***HOLD SUBJECT ON PICKUP ORDER ISSUED BY KCMOPD CRIMES AGAINST PERSONS UNIT

MOKPD0000 00114460 REL 060566 JACKSON CTY JAIL (FORGERY) !


INDEX NUMBER
RA257-02



CONTINUED

1 OF 5





PROGRAMMING DOCUMENTATION

SECTION

TRANSACTION PROCESSING
DESCRIPTIONS

DATE ISSUED

January 16, 1973

DATE REVISED

PROGRAM TITLE: RA257 - TPD "M"

DATE OPERATIONAL: January 16, 1973

PURPOSE: To retrieve ALERT file information using the ALERT number as a search argument.

PROGRAM NARRATIVE

INPUT

Input to the TPD "M" is the ALERT number.

PROCEDURE

Using the ALERT number in the record, a partial key is built to search the ALERT Master file and retrieve one record. The ALERT Master file is searched for any record which has a suffix greater than 29. If a record is found, the ALERT number entered is transferred to the TPD "AM" for further information retrieval from the ALERT Master file.

OUTPUT

If this TPD was initiated at a terminal, the inquiry is formatted and transmitted to the terminal. If no record was found, the message "NO RECORD KCMO POLICE COMPUTER CENTER" is formatted and transmitted to the terminal.

INDEX NUMBER
RA257

CRT ENTRY EXAMPLE FOR: INQUIRY UPDATE

NAME: Inquiry By ALERT Number

ENTER CALL CODE: M, MA, MC, MT, MD

DISPLAY MASK:


ENTER ►

DISPLAY ►

MD.TEST.0000004

***** FOR OFFICIAL USE ONLY WITHIN THE CRIMINAL JUSTICE SYSTEM *****						KCV4
ZXAMPLE	BENJAMIN	D J WM 010240 KS 511	200 BR BR		MOKPD0000	
	DANGEROUS	RESIST ARREST	***SUBJECT IS 10-31***			
ZXAMPLE	BOB	WM 010240 KS	200 BR BR		MOKPD0000	
	DANGEROUS	RESIST ARREST	***SUBJECT IS 10-31***			
MOKPD0000	SID=			10-31 CRN	99999999	
MOKPD0000	107	S 170	ST KANS CITY MO	031572		
MOKPD0000	0C012345	CP S ASSAULT AGGRAV	102672			
***HOLD SUBJECT ON PICKUP ORDER ISSUED BY KCMOPD CRIMES AGAINST PERSONS UNIT						
MOKPD0000	00114460	REL 060566	JACKSON CTY JAIL (FORGERY)	!		

INDEX NUMBER
RA257-02



PROGRAMMING DOCUMENTATION

SECTION

TRANSACTION PROCESSING
DESCRIPTIONS

DATE ISSUED

January 16, 1973

DATE REVISED

PROGRAM TITLE: RA258 - TPD "MEN"

DATE OPERATIONAL: January 16, 1973

PURPOSE: To update or add a record in the ALERT Master file.

PROGRAM NARRATIVE

INPUT

Input to the TPD "MEN" is the record to be added or updated in the ALERT Master file.

PROCEDURE

Using the data entered, a key is built to search the ALERT Master file and retrieve any record. If a record is retrieved, the data entered will be used to update that record and rewrite it. If no record was retrieved, the data entered will be used to write a new record to the ALERT Master file.

OUTPUT

There is no output to the user from this TPD. The record, as it was placed into the file, will be written on the Log tape preceded by a constant "MASFIL =".

INDEX NUMBER
RA258



PROGRAMMING DOCUMENTATION

SECTION

TRANSACTION PROCESSING
DESCRIPTIONS

DATE ISSUED

January 16, 1973

DATE REVISED

PROGRAM TITLE: RA259 - TPD "MULT"

DATE OPERATIONAL: January 16, 1973

PURPOSE: To determine if an ALERT number has a record with a suffix of 29 or greater.

PROGRAM NARRATIVE

INPUT

The input to the TPD "MULT" is the ALERT number.


PROCEDURE


This TPD is called whenever another TPD has retrieved multiple possible records from the ALERT General Index file. Along with the ALERT number, a count of the number of records retrieved by the calling TPD is sent to this TPD. Using the ALERT number, a partial key is built to search the ALERT Master file looking for a record that contains a suffix of 29 or greater. If no records are found that meet the condition, a 1 is subtracted from the count of the records retrieved on the calling TPD. If the conditions are met and the count is greater than 1, the ALERT number is transmitted to the TPD "AMM" for further information retrieval from the ALERT Master file. If a record was found to match the conditions and the count was equal to 1, the ALERT number is transmitted to the TPD "AM" for further information retrieval from the ALERT Master file.

OUTPUT

If no records are retrieved which match the conditions and the count is less than 1, the message "NO RECORD POLICE COMPUTER CENTER" is transmitted to the terminal.

INDEX NUMBER
RA259





PROGRAMMING DOCUMENTATION

SECTION

TRANSACTION PROCESSING
DESCRIPTIONS

DATE ISSUED

January 16, 1973

DATE REVISED

PROGRAM TITLE: RA26Ø - TPD "N"

DATE OPERATIONAL: January 16, 1973

PURPOSE: To retrieve ALERT file information using name as a search argument.

PROGRAM NARRATIVE

INPUT

Minimum input to the TPD "N" is the last name. If a last name compacts down to one character, the first initial or first name is required.

PROCEDURE

The name data entered is used to build the key that searches the ALERT Name Index file and retrieves from that file up to 10 name index records. If only one name index record is found, data is formatted to be transferred to TPD "M" for retrieval of further data from the ALERT Master file. If multiple records are retrieved from the ALERT Name Index file, information from each of these records is formatted and transferred to TPD "MULT" for further information retrieval from the ALERT Master file. If no record is found and a license number has been entered with the data, the license information is formatted and transferred to the TPD "L". If the second character of the inquiry code is blank and at least one numeric identifier is entered, the data entered is formatted and transmitted to the User routine "# NCIC" for transmittal of data to NCIC.

OUTPUT

If any records are retrieved, the TPD which is called by this TPD will format the output. If no record was found, the message "NO RECORD KCMO POLICE COMPUTER CENTER" is formatted and transmitted to the terminal. If the second character of the inquiry is blank and no numeric identifiers are entered, the message "INSUFFICIENT NCIC IDENTIFIERS" is formatted and transmitted to the terminal.

INDEX NUMBER
RA26Ø

CRT ENTRY EXAMPLE FOR: INQUIRY UPDATE

NAME: Inquiry By Name

ENTER CALL CODE: N, NL, NA, NT, ND

DISPLAY MASK:


ENTER ▶

DISPLAY ▶

ND.TEST.ZXAMPLE.AARDVARK.X.N.M

***** FOR OFFICIAL USE ONLY WITHIN THE CRIMINAL JUSTICE SYSTEM *****							KCV4
ZXAMPLE	AARDVARK	X.	NM 071915	KS 508 185	BR BL	MOKPD0000	
RESIST ARREST							
SPARKPLUG	MONIKER		NM 071915	KS 600 180	BR BR	MOKPD0000	
MOKPD0000	FBI=		SOC=593628741	OLN=			
NIC=W027896547							
MOKPD0000	109		W 300	ST KANS CITY	MO	010672	
MOKPD0000	ZZZZ99	MO 2	PC 66 FORD MUS	2D RED		987654322	
MOKPD0000	ZZZZ90	MO 2	PC 65 FORD FAL	2D CRM		1234567890 !	

INDEX NUMBER
RA260-02



PROGRAMMING DOCUMENTATION

SECTION

TRANSACTION PROCESSING
DESCRIPTIONS

DATE ISSUED

January 16, 1973

DATE REVISED

PROGRAM TITLE: RA261 - TPD "NAME"

DATE OPERATIONAL: January 16, 1973

PURPOSE: To enter into the ALERT files an alias name or moniker name
when a real name is already present in the file.

PROGRAM NARRATIVE

INPUT

For input to the TPD "NAME", refer to the User Manual.


PROCEDURE

The data entered is first edited by user routine "EDIT". If the data passes all edits, the ALERT Master file is searched to see if the real name is present on the file. If a real name is present, the data is formatted and transmitted to the TPD "CREN" for the actual building of the records to be entered onto the files.

OUTPUT

If the data did not pass the edits, the message "CORRECT FIELDS WITH ASTERISKS" along with the inquiry is formatted and transmitted to the terminal. If no real name was found on the file, the message 'UNABLE TO ENTER' will be formatted and transmitted to the terminal.

INDEX NUMBER
RA261



PROGRAMMING DOCUMENTATION

SECTION

TRANSACTION PROCESSING
DESCRIPTIONS

DATE ISSUED

January 16, 1973

DATE REVISED

PROGRAM TITLE: RA262 - TPD "NC"

DATE OPERATIONAL: January 16, 1973

PURPOSE: To retrieve ALERT file information using a Real Name or a Business Name as a search argument.

PROGRAM NARRATIVE

INPUT

Minimum input to the TPD "NC" is the last name of a person or a business name.

PROCEDURE

The name data entered is used to build a key that searches the ALERT Name Index file and retrieves from that file up to five Name Index records. If only one Name Index record is found, data is formatted to be transferred to TPD "M" for retrieval of further data from the ALERT Master file. If multiple records are retrieved from the ALERT Name Index file, information from each of these records is formatted and transferred to TPD "MULT" for further information retrieval from the ALERT Master file.

OUTPUT

If a record or records have been found, the calling TPD will format the output. If no record was found, the message "NO RECORD KCMO POLICE COMPUTER CENTER" is formatted and transmitted to the terminal.

INDEX NUMBER
RA262

CRT ENTRY EXAMPLE FOR: INQUIRY UPDATE

NAME: Inquiry By Name to Retrieve Civil Index Records

ENTER CALL CODE: NC

DISPLAY MASK:

NC.TEST,ZXAMPLE.MIKE,L.WM,010238

***** FOR OFFICIAL USE ONLY WITHIN THE CRIMINAL JUSTICE SYSTEM *****							KCV4
ZXAMPLE	MIKE	L	WM	010238			MO0480800
MO0480800	499	N	25	ST KANS CITY	MO	64063	022173
MO0480800	0810	73031502	OCC:02/11/73	AT	3	ST DOUGLAS	ST S LEES SUMMI MO
ALERT/0000004					100%		
***** FOR OFFICIAL USE ONLY WITHIN THE CRIMINAL JUSTICE SYSTEM *****							KCV4!

ENTER ▾

DISPLAY ▾

INDEX NUMBER,
RA262-02

CRT ENTRY EXAMPLE FOR: INQUIRY UPDATE

NAME: Inquiry By Business Name for Retrieval of Civil Index Records

ENTER CALL CODE: NC

DISPLAY MASK:

NC.TEST.ACME BLUEPRINTING/TYP.B

***** FOR OFFICIAL USE ONLY WITHIN THE CRIMINAL JUSTICE SYSTEM ***** KCV4

ACME BLUEPRINTING

MOKPD0000

MOKPD0000 3425

W 345

ST KANS CITY MO

051173

MOKPD0000 BE301014 ADD 3425 345

022673

MOKPD0000 BE301014 GEORGE ZXAMPLE 842-6525

MOKPD0000 BE301014 WILMA ZXAMPLE 842-6525

MOKPD0000 0602 00X40703 OCC:03/16/73 AT 1240

MEYER

BD E KANS CITY MO

MOKPD0000 0521 00Z29669 OCC:02/07/73 AT 5330

CHOUTEAU TW NE KANS CITY MO

MOKPD0000 1401 00X29579 OCC:02/07/73 AT 1240

MEYER

BD E KANS CITY MO

MOKPD0000 0601 00X29487 OCC:02/07/73 AT 1240

MEYER


BD E KANS CITY MO

!

ENTER ▶

DISPLAY ▶

INDEX NUMBER
RA262-03



SECTION

TRANSACTION PROCESSING
DESCRIPTIONS

PROGRAMMING DOCUMENTATION

DATE ISSUED

January 16, 1973

DATE REVISED

PROGRAM TITLE: RA263 - TPD "NCCN"

DATE OPERATIONAL: January 16, 1973

PURPOSE: To enter an NCIC Number or MULES Number into the ALERT files.

PROGRAM NARRATIVE

INPUT

The input to the TPD "NCCN" is the ALERT Number, ORI, Case Report Number, and the MULES or NCIC Number.


PROCEDURE

Using the ALERT number entered, a partial key is built to search the ALERT Master file for a Numbers record which contains an ORI which matches the one entered. If a Numbers record is found, the data is formatted so that the TPD "MEN" can be called to update the record with the NCIC or MULES number. If no record is found, data is formatted so that the TPD "MEN" can add a new record to the file.

OUTPUT

If the TPD is originated from the terminal NCIC or the terminal MHPO, there will be no output. If another terminal initiates the TPD, the message "RECORD UPDATED" and the ALERT number are formatted for transmittal to the terminal.

INDEX NUMBER
RA263



PROGRAMMING DOCUMENTATION

SECTION

TRANSACTION PROCESSING
DESCRIPTIONS

DATE ISSUED

January 16, 1973

DATE REVISED

PROGRAM TITLE: RA254 - TPD "NEN"

DATE OPERATIONAL: January 16, 1973

PURPOSE: To update or add a record on the ALERT Name Index file.

PROGRAM NARRATIVE

INPUT

The input to the TPD "NEN" is the record to be entered or updated.


PROCEDURE

Using the data entered, a key is built to search the ALERT Name Index file for a record that matches the data entered. If no record was found, the data entered will be added to the file. If a record was found, the data entered will be used to update the record in the ALERT Name Index file.

OUTPUT

There is no output to the terminal from this TPD.

INDEX NUMBER
RA264



PROGRAMMING DOCUMENTATION

SECTION

TRANSACTION PROCESSING
DESCRIPTIONS

DATE ISSUED

January 16, 1973

DATE REVISED

PROGRAM TITLE: RA265 - TPD "NMEN"

DATE OPERATIONAL: January 16, 1973

PURPOSE: To enter a Name and associated records into the ALERT files.

PROGRAM NARRATIVE

INPUT

Refer to the User Manual for input to the TPD "NMEN".

PROCEDURE


The data entered is first edited by the user routine "EDIT". If the data passes all of the edits, the data is formatted and passed to the TPD "NMI" to see if the Name is already on file. If the Name is already on file, an N9 inquiry is built and passed to the line control program and the ALERT Master file is searched for the next suffixes to be used by the associated data that is to be entered in the ALERT files. All data that is not used by the N9 will be formatted and transmitted to the TPD "CREN" for entry into the ALERT files.

OUTPUT

If any fields did not pass the edits, the message "CORRECT FIELDS WITH ASTERISKS" and the inquiry are formatted for transmittal to the terminal. If the data is to be entered, the calling TPDs will format the output to the terminal.

INDEX NUMBER

RA265



PROGRAMMING DOCUMENTATION

SECTION
TRANSACTION PROCESSING
DESCRIPTIONS

DATE ISSUED

DATE REVISED

January 16, 1973

PROGRAM TITLE: RA266 - TPD "NML"

DATE OPERATIONAL: January 16, 1973

PURPOSE: To see if a Name is already on file when the calling TPD is trying to enter a new name.

PROGRAM NARRATIVE

INPUT

The input to the TPD "NML" is a Last Name, First Name, Race, Sex, Date of Birth or a Business Name.


PROCEDURE

Using the Name information entered, a key is built to search the ALERT Name Index file for a record which matches the data entered. If a record is found which matches the data, a switch is set to 1 to indicate that the record was found.

OUTPUT

There is no output from this TPD.

INDEX NUMBER
RA266



PROGRAMMING DOCUMENTATION

SECTION

TRANSACTION PROCESSING
DESCRIPTIONS

DATE ISSUED

January 16, 1973

DATE REVISED

PROGRAM TITLE: RA267 - TPD "N7"

DATE OPERATIONAL: January 16, 1973

PURPOSE: To change a Name of a person or Business in the ALERT files.

PROGRAM NARRATIVE

INPUT

Refer to the User Manual for input to the TPD "N7".


PROCEDURE

Using the data entered, a key is built to search the ALERT Master file for a Name record which matches the data entered. If a record is found, the data is formatted so that the TPD "MEN" will update the record with the new name. If the new name being entered will create a different key from the old name, the TPD "NEN" will be called to cancel out the old Name Index record.

OUTPUT

If the name has been updated, the message "NAME UPDATED" will be transmitted to the terminal. If no name was found, the message "NO RECORD KCMO POLICE COMPUTER CENTER THAT MATCHES THE DATA ENTERED" will be formatted and transmitted to the terminal.

INDEX NUMBER
RA267



PROGRAMMING DOCUMENTATION

SECTION

TRANSACTION PROCESSING
DESCRIPTIONS

DATE ISSUED

January 16, 1973

DATE REVISED

PROGRAM TITLE: RA268 - TPD "N9"

DATE OPERATIONAL: January 16, 1973

PURPOSE: To update data in a Name record, Numbers record, SID record
or Address record.

PROGRAM NARRATIVE

INPUT

Refer to the User Manual for the input to the TPD "N9".


PROCEDURE


The data entered is first verified by the User program "EDIT". If the data fails to pass the edits, control is passed to an output routine. If the data passes all of the edits, the key is built using the ALERT number entered to search the ALERT Master file for a Name record, Numbers record, and Address record that match the data entered. If no Name record is found, control is transferred to an output routine. Using the records retrieved and the data entered, the input for the TPD "MEN" is formatted and control is then transferred to the TPD "MEN". If an address in a record is being replaced with a new address, data is formatted for the TPD "GEN" which will cancel out the General Index record for the address being replaced. If a State ID number is being entered, the data is formatted for the input to the TPD "N9A" which will enter the SID number.

OUTPUT

If the records have been successfully retrieved and updated, the message "RECORD UPDATED" along with the ALERT number will be formatted and transmitted to the terminal. If no name was found on the file, the message "NAME NOT FOUND ON FILE" is formatted and transmitted to the terminal. If the data entered failed to pass the edits, the message "CORRECT THE FIELDS CONTAINING ASTERISKS" along with the inquiry will be formatted and transmitted to the terminal.

INDEX NUMBER
RA268





PROGRAMMING DOCUMENTATION

SECTION

TRANSACTION PROCESSING
DESCRIPTIONS

DATE ISSUED

January 16, 1973

DATE REVISED

PROGRAM TITLE: RA27Ø - TPD "OC"

DATE OPERATIONAL: January 16, 1973

PURPOSE: To retrieve ALERT file information using ORI and Case Report
Number as search arguments.

PROGRAM NARRATIVE

INPUT

Input to the TPD "OC" is the ORI and Case Report Number.


PROCEDURE

The ORI and Case Report Number entered are used to build a key that searches the General Index file and retrieves from that file up to 20 Civil Index records. If records are retrieved, information from each of the records is formatted and transferred to TPD "OC1" for further information retrieval from the ALERT Master file.

OUTPUT

If no records are found, the message "NO OFFENSE RECORD FOUND. CRN =", followed by the Case Report Number is formatted and transmitted to the terminal. All other output is formatted by the TPD "OC1".

INDEX NUMBER
RA27Ø



PROGRAMMING DOCUMENTATION

SECTION

TRANSACTION PROCESSING
DESCRIPTIONS

DATE ISSUED

DATE REVISED

January 16, 1973

PROGRAM TITLE: RA271 - TPD "OC1"

DATE OPERATIONAL: January 16, 1973

PURPOSE: To display the offense information under an ALERT number received from another TPD.

PROGRAM NARRATIVE

INPUT

Input to the TPD "OC1" is the ALERT number and suffix, in packed format, and the Case Report Number.

PROCEDURE


Using the ALERT number entered, a partial key is built that searches the ALERT Master file and retrieves from that file a Name record, Civil Index record and an Accident Statistical record which contains the Case Report Number entered or an Offense Statistical record which contains the Case Report Number entered.

OUTPUT

If any records are retrieved, the data retrieved is formatted and transmitted to the terminal. If no records are retrieved, the message "NO OFFENSE INFORMATION FOUND" is formatted and transmitted to the terminal.

INDEX NUMBER

RA271



PROGRAMMING DOCUMENTATION

SECTION

TRANSACTION PROCESSING
DESCRIPTIONS

DATE ISSUED

January 16, 1973

DATE REVISED

PROGRAM TITLE: RA272 - TPD "OD"

DATE OPERATIONAL: January 16, 1973

PURPOSE: To retrieve Offense records using the date of occurrence as a search argument.

PROGRAM NARRATIVE

INPUT

Minimum input to the TPD "OD" is the starting day. Refer to the User Manual for full input capabilities.

PROCEDURE

Using the data entered, a partial key is built to search the ALERT General Index file and retrieves up to 20 records which meet the conditions set by the input. If any records are retrieved from the ALERT General Index file, information from each of these records is formatted and transferred to TPD "OD1" for further information retrieval from the ALERT Master file.

OUTPUT

If no records are found, the message "NO RECORD KCMOPD POLICE COMPUTER CENTER" is formatted and transmitted to the terminal. All other output will be formatted by the TPD "OD1".

INDEX NUMBER
RA272

CRT ENTRY EXAMPLE FOR: INQUIRY UPDATE

NAME: Inquiry By Offense Date of Occurrence

ENTER CALL CODE: OD

DISPLAY MASK:

ENTER ►

DISPLAY ►

OD.TEST.MOKPD0000.072673.01.072673.24.0602

ZXAMPLE CEDRICK

MOKPD00 CRN:00Z82930 OCC:07/26/73 HR:14 RPT:07/26/73 OFF:0602 NTE:20 OSN:2493

1000 335 ST E KANS CITY MO

CLEARANCE = SUSPECT IS A NM AGE 12

ACME BLUEPRINTING

MOKPD00 CRN:00X82957 OCC:07/26/73 HR:15 RPT:07/26/73 OFF:0602 NTE:30 OSN:1345


4707 MARYVALLEY RD E KANS CITY MO

CLEARANCE = CLEARED BY ARREST SUSPECT IS A NF AGE 41

TURBOT CLOTHING COMPANY

MOKPD00 CRN:00X82959 OCC:07/26/73 HR:16 RPT:07/26/73 OFF:0602 NTE:30 OSN:14201

INDEX NUMBER
RA272-02



PROGRAMMING DOCUMENTATION

SECTION

TRANSACTION PROCESSING
DESCRIPTIONS

DATE ISSUED

DATE REVISED

January 16, 1973

PROGRAM TITLE: RA273 - TPD "OD1"

DATE OPERATIONAL: January 16, 1973

PURPOSE: To retrieve and display Offense records for the TPD "OD".

PROGRAM NARRATIVE

INPUT

Input to the TPD "OD1" is the ALERT number and suffix, in packed format.


PROCEDURE

Using the ALERT number entered, a partial key is built that searches the ALERT Master file and retrieves from that file a Name record, an Offense Statistical record and an Offense Location record.

OUTPUT

If no records are found, the message "NO OFFENSE RECORD FOUND" is formatted and transmitted to the terminal. If any records are found, the data in the records found is formatted and transmitted to the terminal.

INDEX NUMBER
RA273



PROGRAMMING DOCUMENTATION

SECTION
TRANSACTION PROCESSING
DESCRIPTIONS

DATE ISSUED
January 16, 1973

DATE REVISED

PROGRAM TITLE: RA274 - TPD "OFCN"

DATE OPERATIONAL: January 16, 1973

PURPOSE: To cancel a complement of Offense and Civil Index records for a particular Case Report Number and ALERT Number.

PROGRAM NARRATIVE

INPUT

See the User Manual for input for this TPD.


PROCEDURE

The data entered is first edited for errors. If errors occur, control is passed to an output procedure. If no errors occur, the ALERT number entered is used to build a partial key to search the ALERT Master file for Offense records and a Civil Index record which belong to the Case Report Number entered. If no records are found, control is passed to an output routine. If records are found, the data within the records found will be used to build information to be passed to the TPDs "MEN" and "GEN" for the actual deletion of the records from the files.

OUTPUT

If an error has occurred in the data entered, the appropriate error message will be formatted and transmitted back to the terminal. If records were retrieved and cancelled, a message will be formatted and transmitted to the terminal which indicates that the record complement was cancelled.

INDEX NUMBER
RA274



PROGRAMMING DOCUMENTATION

SECTION
TRANSACTION PROCESSING
DESCRIPTIONS

DATE ISSUED

January 16, 1973

DATE REVISED

PROGRAM TITLE: RA275 - TPD "OFF"

DATE OPERATIONAL: January 16, 1973

PURPOSE: To validate and expand an Offense number.

PROGRAM NARRATIVE

INPUT

Input to the TPD "OFF" is an Offense number and ORI.


PROCEDURE

Using the Offense number entered, a key is built that searches the ALERT Charge file and retrieves from that file a record which contains the Offense number entered. If a record is found, a switch is set to 1 to indicate that the offense was on the file and the expanded data is transmitted back to the calling TPD. If an ORI was entered along with the offense code, the ORI is transferred to the TPD "ORI" for validation.

OUTPUT

There is no output to the user in this TPD.

INDEX NUMBER
RA275



PROGRAMMING DOCUMENTATION

SECTION

TRANSACTION PROCESSING
DESCRIPTIONS

DATE ISSUED

January 16, 1973

DATE REVISED

PROGRAM TITLE: RA276 - TPD "OFKC"

DATE OPERATIONAL: January 16, 1973

PURPOSE: To modify data in ALERT Master file records which is used to create ALERT General Index records.

PROGRAM NARRATIVE

INPUT

Refer to the User Manual for input to this TPD.


PROCEDURE

The data entered is first edited for any errors. If errors have occurred, control is passed to an output routine. If no errors have occurred, the data entered will be used to build a key to search the ALERT Master file for the record or records to be modified. If no records are found, control is passed to an output routine. If a record is found, the data in the record and the data entered will be used to format the information to be passed to the TPD "MEN" for the actual update to the file. Also, data will be formatted and transferred to the TPD "GEN" for the cancellation of old data from the ALERT General Index file and the entry of new data into the ALERT General Index file.

OUTPUT

If errors have occurred in the data entered, the message "CORRECT FIELDS WITH ASTERISKS" will be formatted along with a redisplay of the input. If no record was found, the message "NO RECORD FOUND" will be formatted along with the redisplay of the entry. If the complements of records were modified, the message "COMPLEMENT UPDATED" will be formatted along with a redisplay of the inquiry.

INDEX NUMBER
RA276



PROGRAMMING DOCUMENTATION

SECTION

TRANSACTION PROCESSING
DESCRIPTIONS

DATE ISSUED

January 16, 1973

DATE REVISED

PROGRAM TITLE: RA277 - TPD "OFUP"

DATE OPERATIONAL: January 16, 1973

PURPOSE: To modify data of Offense records in ALERT Master file which is not used to create ALERT General Index records.

PROGRAM NARRATIVE

INPUT

Refer to the User Manual for input to this TPD.


PROCEDURE

The data entered is first edited for any errors. If errors have occurred, control is passed to an output routine. If no errors have occurred, using the data entered, a search key is built to retrieve an ALERT Master file record which matches the data entered. If no record was found, control is passed to an output routine. If a record is found, the data entered and the data in the record retrieved will be used to format the information for the TPD "MEN" for the actual update to the file.

OUTPUT

If no record was found, the message "NO MATCHING RECORD" will be formatted and transmitted to the terminal. If any errors have occurred, the message "CORRECT FIELDS WITH ASTERISKS" will be formatted along with the display of the entry and transmitted to the terminal. If a record was found and updated, the message "RECORD UPDATED" will be formatted and transmitted to the terminal.

INDEX NUMBER
RA277



PROGRAMMING DOCUMENTATION

SECTION

TRANSACTION PROCESSING
DESCRIPTIONS

DATE ISSUED

January 16, 1973

DATE REVISED

TITLE: RA278 - TPD "CIEN"

DATE OPERATIONAL: January 16, 1973

PURPOSE: To enter a Civil Index record and its associated records into the ALERT files.

PROGRAM NARRATIVE

INPUT

Refer to the User Manual for input to this TPD.

PROCEDURE

The data is first edited for any errors. If any errors have occurred, control is passed to an output routine. If no errors have occurred, data in the input is formatted and passed to the TPD "CIN1" for retrieval of an X-type record from the ALERT General Index file, which was created by a TPD initiated by the inquiry "STEN". If the TPD "CIN1" does not retrieve a record, control is passed to an error-output routine. Using the ALERT number in the record retrieved by the TPD "CIN1", a key is built to search the ALERT Master file for the last 90-type suffix used by the ALERT number retrieved. If a suffix is found, it will be decremented by 1. If no suffix was found, a new suffix will be built. Using the data entered, the ALERT number used, and the ALERT number suffix created or updated, information is formatted and transmitted to the TPD "MEN" for the actual entry into the ALERT Master file.

OUTPUT

If an error has occurred, the appropriate error message will be formatted and transmitted to the terminal. If data is transmitted to the TPD "MEN", the appropriate message is formatted and transmitted to the terminal.

INDEX NUMBER
RA278

CRT ENTRY EXAMPLE FOR: INQUIRY UPDATE

NAME: ENTRY OF CIVIL INDEX LOCATION INFORMATION SYSTEM: OFFENSE

ENTER CALL CODE: CIMX OR SECOND PAGE OF STMX TYPE C

DISPLAY MASK: CIMK

CIMX.8868.ORI;MOKPD0000T.CRQ

çCIMK.8868 ORI;MOKPD0000T;CCRN:

OSAN: OAPN: STD: OSNM:

OSSC:

EWS: EWSS: NSS:

NSSS: DIR:

OCNC;KANS CITY OSAC;MO


DO: OFF: RQ:

!

ENTER ▶

DISPLAY ▶

INDEX NUMBER
RA278-02



PROGRAMMING DOCUMENTATION

SECTION
TRANSACTION PROCESSING
DESCRIPTIONS

DATE ISSUED	DATE REVISED
January 16, 1973	

PROGRAM TITLE: RA279 - TPD "CIN1"

DATE OPERATIONAL: January 16, 1973

PURPOSE: To retrieve an X-type record from the ALERT General Index file for use by the calling TPD.

PROGRAM NARRATIVE

INPUT

Input to the TPD "CIN1" is a Case Report Number.


PROCEDURE

Using the data entered, a key is built to search the ALERT General Index file for a record which contains, in the ALERT number suffix, all 9s. If a record is found it is placed in a save area and passed back to the calling TPD. Also, the data is transmitted to the TPD "GEN" for cancellation from the ALERT General Index file.

OUTPUT

There is no output from this TPD.

INDEX NUMBER
RA279



PROGRAMMING DOCUMENTATION

SECTION

TRANSACTION PROCESSING
DESCRIPTIONS

DATE ISSUED

January 16, 1973

DATE REVISED

PROGRAM TITLE: RA28Ø - TPD "ORI"

DATE OPERATIONAL: January 16, 1973

PURPOSE: To validate an ORI for a terminal.

PROGRAM NARRATIVE

INPUT

Input to the TPD "ORI" is the ORI.


PROCEDURE


Using the ORI entered and the Terminal ID, a key is built to search the ALERT ORI file and retrieve from that file a record which matches the data entered. If a record is found, a switch is set to 1 and passed to the calling TPD. If the Terminal ID is KCPO, no validation is done on the ORI. If the terminal is KCVI, KCVJ, KCVK or KCPA, any ORI on the file will be validated for these terminals.

OUTPUT

There is no output from this TPD.

INDEX NUMBER
RA28Ø





PROGRAMMING DOCUMENTATION

SECTION

TRANSACTION PROCESSING
DESCRIPTIONS

DATE ISSUED

January 16, 1973

DATE REVISED

PROGRAM TITLE: RA281 - TPD "OSEN"

DATE OPERATIONAL: January 16, 1973

PURPOSE: To initiate the entry of Offense records in the ALERT files.

PROGRAM NARRATIVE

INPUT

Refer to the User Manual for input to TPD "OSEN".

PROCEDURE

The data entered is first verified for any errors by use of several subroutine programs. If any errors have occurred, control is passed to an output procedure. The ORI, Case Report Number, Offense code, and Supplemental code are passed to the TPD "OSN1" to obtain the ALERT number to be used by this TPD. If "OSN1" has not found an ALERT number, control is passed to an output routine. If an ALERT number was found, the ALERT number, Case Report Number, Supplemental code and ORI are passed to the TPD "OSN2" to obtain the next ALERT number suffix to be used for entry of offense data. When control is returned from the TPD "OSN2" and it is not a supplemental entry, the data to be passed to the TPD "OSN5" is formatted from the data entered. Control is then passed to the TPD "OSN5" to create an S-type record in the ALERT General Index file. When control is returned from the TPD "OSN5", the data received in the inquiry and the ALERT number retrieved by the TPD "OSN1" will be used to format the data in record image to be sent to the TPD "MEN" for actual entry on the ALERT files. If the ORI being entered is MOKPD0000, data will be passed to the TPD "OSN3" for update of an ampersand record on the ALERT General Index file.

OUTPUT

If the data received was initiated by a mask, there will be no output transmitted to the terminal. The output will be put on the Log tape. If there were any errors encountered during a primary edit, the message "CORRECT FIELDS WITH ASTERISKS", along with a redisplay of the inquiry with asterisks in the error fields, will be formatted and transmitted. If an error occurred during a secondary edit, the message "RECORD ADDED - CORRECT FIELDS WITH ASTERISKS", followed by the redisplay of the inquiry with asterisks in the fields in error, will be formatted and transmitted. If no errors have occurred, the message "SOURCE DATA ADDED", along with the ALERT number, will be formatted and displayed to the terminal.

INDEX NUMBER

RA281

CRT ENTRY EXAMPLE FOR: INQUIRY UPDATE

NAME: ENTRY OF OFFENSE STATISTICS

SYSTEM: OFFENSE

ENTER CALL CODE: OSMX OR SECOND PAGE OF STMX TYPE 0

DISPLAY MASK: OSMK

OSMX.8868.ORI:MOKPD0000T.0RQ

OSMK.8868 ORI;MOKPD0000T;OCRN:

DR: HR: DO: HO: DW: OFF:

NT: MO: PR: HA: WP: IJ: AN: AP: SD: SN: SS: EW:

EWS: NS: NSS: DIR: CY: ST: M: MV: J: JV: F:

FV: C: CV: A: AV: X: XV: AS: RM: RMV: RJ: RJV:


RF: RFV: RC: RCV: RA: RAV: RAT: RX: RXV: RAS: R: S:

AG: HC: UC: DC: ASC: BTO: RBT: CNT: CNB: OSN: SUP: RQ: ::

!

ENTER ►
DISPLAY ►

INDEX NUMBER
RA281-02



PROGRAMMING DOCUMENTATION

SECTION

TRANSACTION PROCESSING
DESCRIPTIONS

DATE ISSUED

January 16, 1973

DATE REVISED

PROGRAM TITLE: RA282 - TPD "OSN1"

DATE OPERATIONAL: January 16, 1973

PURPOSE: To obtain the ALERT number to be used by the TPD "OSEN".

PROGRAM NARRATIVE

INPUT

Input to this TPD is the Case Report Number, Offense code, ORI and Supplemental code.


PROCEDURE

Using the Case Report Number entered and the constant "X", a search key is built to search the ALERT General Index file and retrieve a record which contains an Offense code and ORI that matches the ones in the inquiry. If a record is found, the data in the record is saved in a save area for use by the TPD "OSEN" and the data is then passed to the TPD "GEN" to cancel the record from the file.

OUTPUT

There is no output from this TPD.

INDEX NUMBER RA282



PROGRAMMING DOCUMENTATION

SECTION
TRANSACTION PROCESSING
DOCUMENTATION

DATE ISSUED

January 16, 1973

DATE REVISED

PROGRAM TITLE: RA283 - TPD "OSN2"

DATE OPERATIONAL: January 16, 1973

PURPOSE: To obtain the next ALERT number suffix for entry of an Offense record.

PROGRAM NARRATIVE

INPUT

Input to this TPD is the ALERT number.


PROCEDURE

Using the ALERT number received, a key is built to search the ALERT Master file for the last ALERT number suffix used on a 60-type record and a 90-type record. If no 60-type record was found, a new suffix will be created. If a 60-type record was found, a 1 will be added to the last suffix used and it will become the new ALERT number suffix. If no 90-type record was found, a new ALERT number suffix will be created. If a 90-type record was found, a 1 will be subtracted from the suffix to create the new ALERT number suffix to be used. The suffixes will then be passed to the calling TPD in a save area.

OUTPUT

No output directly from this TPD.

INDEX NUMBER
RA283



PROGRAMMING DOCUMENTATION

SECTION

TRANSACTION PROCESSING
DESCRIPTIONS

DATE ISSUED

January 16, 1973

DATE REVISED

PROGRAM TITLE: RA284 - TPD "OSN3"

DATE OPERATIONAL: January 16, 1973

PURPOSE: To update an Ampersand record with a Case Report Number.

PROGRAM NARRATIVE

INPUT

Input to this TPD is a Case Report Number, ORI and ALERT number and suffix.

PROCEDURE


A search key is built to search the ALERT General Index file for the first Ampersand record which contains a hexadecimal "FE". If a record was found, it will be updated with the data entered and rewritten on the ALERT General Index file. If no record was found, no action is taken.

OUTPUT

There is no output from this TPD.

INDEX NUMBER

RA284



PROGRAMMING DOCUMENTATION

SECTION
TRANSACTION PROCESSING
DESCRIPTIONS

DATE ISSUED
January 16, 1973

DATE REVISED

PROGRAM TITLE: RA286 - TPD "OT"

DATE OPERATIONAL: January 16, 1973

PURPOSE: To retrieve offense information from the ALERT file using the Offense code as a search argument.

PROGRAM NARRATIVE

INPUT

Minimum input to the TPD "OT" is the ORI and Offense code. Refer to the User Manual for full and complete input.

PROCEDURE

Using the data entered, a key is built that searches the General Index file and retrieves from that file up to 20 records which match the conditions set by the data entered. If any records are retrieved from the General Index file, information from each of these records is formatted and transferred to TPD "OT1" for further information retrieval from the ALERT Master file.

OUTPUT

If no record is found, the message "NO RECORD FOUND ON OFFENSE ENTERED" is transmitted to the terminal. All other output is formatted by OT1.

INDEX NUMBER
RA286

CRT ENTRY EXAMPLE FOR: INQUIRY UPDATE

NAME: INQUIRY AGAINST OFFENSE INFORMATION BY OFFENSE TYPE

ENTER CALL CODE: OT

DISPLAY MASK:

ENTER ▶

DISPLAY ▶

OT.8868.MOKPD0000.0602.:2124.072673.08.080173.22

ZXAMPLE PATRICIA I

MOKPD00 CRN:00Z83869 OCC:07/28/73 HR: RPT:07/29/73 OFF:0602 NTE:53 OSN:2234

9698 SUMMIT ST W KANS CITY MO

CLEARANCE =CLEARED BY ARREST SUSPECT IS A NM AGE 23


ZXAMPLE THERESIA

MOKPD00 CRN:00X84448 OCC:07/30/73 HR:22 RPT:07/30/73 OFF:0602 NTE:90 OSN:2468

4499 MADISON PL W KANS CITY MO

CLEARANCE = CLEARED BY ARREST SUSPECT IS A WM AGE 19

INDEX NUMBER
RA286-02



PROGRAMMING DOCUMENTATION

SECTION

TRANSACTION PROCESSING
DESCRIPTIONS

DATE ISSUED

January 16, 1973

DATE REVISED

PROGRAM TITLE: RA287 - TPD "OT1"

DATE OPERATIONAL: January 16, 1973

PURPOSE: To retrieve and display records from the ALERT Master file for the TPD "OT".

PROGRAM NARRATIVE

INPUT

Input to the TPD "OT" is the ALERT number and suffix, in packed format.


PROCEDURE

Using the ALERT number entered, a key is built that searches the ALERT Master file and retrieves from that file a Name record, an Offense Statistical record and an Offense Location record.

OUTPUT

If any records are retrieved, the data from the records retrieved is formatted and transmitted to the terminal. If no records are retrieved, the message "NO OFFENSE RECORD FOUND" is formatted and transmitted to the terminal.

INDEX NUMBER
RA287



PROGRAMMING DOCUMENTATION

SECTION

TRANSACTION PROCESSING
DESCRIPTIONS

DATE ISSUED

January 16, 1973

DATE REVISED

PROGRAM TITLE: RA288 - TPD "STEN"

DATE OPERATIONAL: January 16, 1973

PURPOSE: To enter a Real Name or Business Name and their associated records in the ALERT files, and to create an Index record on the ALERT General Index file for use by one of the source data entry programs.

PROGRAM NARRATIVE

INPUT

Refer to the User Manual for input to the TPD "STEN".

PROCEDURE

The data entered is first verified by the user routine "EDIT" for primary errors. If any primary errors have occurred, control is passed to an output procedure. If no primary edits have occurred, the user routine "EDIT" is used again for secondary errors. If any secondary errors occur, the data which was in error will be blanked out. After all of the edits have been made, the Name data portion of the data is formatted and transferred to TPD "ST1" to see if the Name data is already on file. If the Name is already on the Master file, the ALERT number passed back from the TPD "ST1" is used to build a key to search the ALERT Master file for the ALERT number suffixes for the data to be entered. After all data has been retrieved, the data entered and the data retrieved will be formatted and transferred to TPD "CREN" for entry into the files. After control is returned by the TPD "CREN", the Offense-type code is checked. If the Offense-type code is an A or a T, the data is formatted and transferred to TPD "ST2" to build either a C-type or E-type record in the ALERT General Index file. If the Offense-type code is other than A or T, the data is formatted and transferred to TPD "ST3" to build an X-type of record in the ALERT General Index file.

OUTPUT

If there were primary edits, the message "CORRECT FIELDS WITH ASTERISKS" and the data entered, will be formatted and transmitted to the terminal. If only secondary errors have occurred, the message "RECORD ADDED - CORRECT FIELDS WITH ASTERISKS" and the data entered, will be formatted and transmitted to the terminal.

INDEX NUMBER
RA288

CRT ENTRY EXAMPLE FOR: INQUIRY UPDATE

NAME: ENTRY OF STATISTICAL INFORMATION ON ARRESTEE SYSTEM: ARREST

ENTER CALL CODE: STMX TYPE A

DISPLAY MASK: STMK

ENTER ►

DISPLAY ►

STMX.8868.ORI:MOKPD0000T.ARQ

¢STMK.8868 ORI;MOKPD0000T;ACRN:

LNМ:

FNM:

MIN: JS: RAC: SEX: DOB: NAT:

HGT: WGT: HAI: EYE: SID:

FBI: SOC: ALN:

OLN: OLS: OLY:

SAN: APN: SDC: SNM:

SSC: CNC: SAC: ZIP:


LIC: LIS: LIT: LIY: VYR:

VMA: VMO: VST: VCO: VIN:

OFF: NT: AI: RQ: :

!

INDEX NUMBER
RA288-02



PROGRAMMING DOCUMENTATION

SECTION
TRANSACTION PROCESSING
DESCRIPTIONS

DATE ISSUED
January 16, 1973

DATE REVISED

PROGRAM TITLE: RA289 - TPD "ST1"

DATE OPERATIONAL: January 16, 1973

PURPOSE: To see if a name is already on file which the calling TPD is trying to enter.

PROGRAM NARRATIVE

INPUT

The input to the TPD "ST1" is a Last name, First name, Race, Sex, and Date of Birth or a Business name. If the calling TPD had an ALERT number in its input, it will also be input to the TPD.


PROCEDURE

Using the name information entered, a key is built to search the ALERT Name Index file for a record which matches the data entered. If an ALERT number is entered, a record which contains that ALERT number will be looked for first. If a record is found with the ALERT number entered, a switch is set to 1 and the ALERT number is passed back to the calling TPD. If no ALERT number was entered or no record was found with that ALERT number, a search is made on the name information only. If a name is found which matches the data entered, a switch is set to 1 and the ALERT number is passed back to the calling TPD.

OUTPUT

There is no output from this TPD.

INDEX NUMBER
RA289



PROGRAMMING DOCUMENTATION

SECTION
TRANSACTION PROCESSING
DESCRIPTIONS

DATE ISSUED	DATE REVISED
January 16, 1973	

PROGRAM TITLE: RA29Ø - TPD "ST2"

DATE OPERATIONAL: January 16, 1973

PURPOSE: To modify or create a C-type or E-type on the ALERT General Index file with an ALERT number to be used by a second TPD to be entered by the user.

PROGRAM NARRATIVE

INPUT

The input to the TPD "ST2" is an ALERT number, a Traffic Ticket number or an Arrest number.


PROCEDURE

If a Traffic Ticket number is entered, a key is built to search the ALERT General Index file for a C-type record which matches the data entered. If an Arrest number is entered, a key is built to search the ALERT General Index file for an E-type record. If no records are found, a new record is written onto the file. If a record is found, the record is updated with the information entered and rewritten on the file.

OUTPUT

There is no output to the user from this TPD. Information is written on the Log file when a record is added or updated. The information written to the Log file will be the record added preceded by the constant "GENFIL =".

INDEX NUMBER
RA29Ø



PROGRAMMING DOCUMENTATION

SECTION
TRANSACTION PROCESSING
DESCRIPTIONS

DATE ISSUED
January 16, 1973

DATE REVISED

PROGRAM TITLE: RA291 - TPD "ST3"

DATE OPERATIONAL: January 16, 1973

PURPOSE: To create an X-type index in the ALERT General Index file for use by second TPD entered by a user, or to initiate the entry of a supplemental Civil Index record.

PROGRAM NARRATIVE

INPUT

The input to the TPD "ST3" is an ALERT number, a Case Report number, an Offense Code, and a Nature Code.


PROCEDURE

Using the data entered, a key is built to search the ALERT General Index file for an X-type record which matches the data entered. If a record is found and it is not a supplemental entry, an error switch is set to 1 and returned to the calling TPD. If no record is found and it is a supplemental entry, an error switch is set to 1 and returned to the calling TPD. If no record is found and it is an initial entry, the data entered is formatted and transmitted to the TPD "GEN". If a record is found and it is a supplemental entry, the data in the record found is formatted and transmitted to the TPD "ST4".

OUTPUT

There is no output from this TPD.

INDEX NUMBER
RA291



PROGRAMMING DOCUMENTATION

SECTION

TRANSACTION PROCESSING
DESCRIPTIONS

DATE ISSUED

January 16, 1973

DATE REVISED

PROGRAM TITLE: RA292 - TPD "ST4"

DATE OPERATIONAL: January 16, 1973

PURPOSE: To retrieve a primary Civil Index record and pass it to TPD
"ST5".

PROGRAM NARRATIVE

INPUT

The input to the TPD "ST4" is the ALERT Number and suffix of the record to be retrieved, and the ALERT number of the record to be created by the TPD "ST5".

PROCEDURE


Using the ALERT number and suffix entered, a key is built to search the ALERT Master file for the record that matches the data in the key. When the record is found, the data in the record, along with the ALERT number found, is formatted and transmitted to the TPD "ST5". If no record is found, control is immediately returned to the calling TPD.

OUTPUT

There is no output from this TPD.

INDEX NUMBER

RA292



PROGRAMMING DOCUMENTATION

SECTION
TRANSACTION PROCESSING
DESCRIPTIONS

DATE ISSUED
January 16, 1973

DATE REVISED

PROGRAM TITLE: RA293 - TPD "ST5"

DATE OPERATIONAL: January 16, 1973

PURPOSE: To build a Civil Index record to be written on the ALERT Master file.

PROGRAM NARRATIVE

INPUT

The input to the TPD "ST5" is the data to be entered and the ALERT number it is to be entered under.


PROCEDURE

Using the ALERT number entered, a key is built to search the ALERT Master file for the first 90-type record on the ALERT number entered. If a record is found, the suffix for the 90-type is decremented by 1. If no record is found, a new suffix is built. The data entered and the suffix retrieved or created is used to format the data to be transmitted to the TPD "MEN" for entry into the ALERT Master file.

OUTPUT

There is no output from this TPD.

INDEX NUMBER
RA293



PROGRAMMING DOCUMENTATION

SECTION

TRANSACTION PROCESSING
DESCRIPTIONS

DATE ISSUED

January 16, 1973

DATE REVISED

PROGRAM TITLE: RA294 - TPD "TPD1"

DATE OPERATIONAL: January 16, 1973

PURPOSE: To act as a control for passing data entered to the appropriate TPD.

PROGRAM NARRATIVE

INPUT

Refer to the User Manual for input to this TPD.


PROCEDURE


If the ninth position of the inquiry contains the constant "FORMAT", control is passed to an output routine. If the ninth position of the inquiry contains the constant "MASFIL", control is passed to the TPD "TPD6". If the ninth position of the inquiry contains the constant "NAMFIL", control is passed to the TPD "TPD9". If the ninth position of the inquiry contains the constant "GENFIL", control is passed to the TPD "TPD8".

OUTPUT

If the ninth position of the inquiry contains a constant "FORMAT", a display of the format of all of the types that are valid for this TPD is formatted and transmitted to the terminal.

INDEX NUMBER
RA294





PROGRAMMING DOCUMENTATION

SECTION

TRANSACTION PROCESSING
DESCRIPTIONS

DATE ISSUED

January 16, 1973

DATE REVISED

PROGRAM TITLE: RA295 - TPD "TPD2"

DATE OPERATIONAL: January 16, 1973

PURPOSE: To retrieve and display information on the ALERT General Index file by use of a Traffic Ticket Number.

PROGRAM NARRATIVE

INPUT

The input to the TPD "TPD2" is a Traffic Ticket Number.

PROCEDURE

Using the Traffic Ticket Number entered, a key is built to search the ALERT General Index file for up to five records which match the data entered.

OUTPUT

If records are found, each record is formatted and transmitted to the terminal. If no records are found, the message "NO RECORD KCMOPD COMPUTER CENTER" is formatted and transmitted to the terminal.

INDEX NUMBER

RA295

CRT ENTRY EXAMPLE FOR: INQUIRY UPDATE

NAME: INQUIRY FOR TRAFFIC TICKET INDEX RECORDS

ENTER CALL CODE: TPD2

DISPLAY MASK:





ENTER ▶

DISPLAY ▶

TPD2.TEST.0012122									
0012122	772499045210000	1111	72002	3					

INDEX NUMBER
RA295-02





PROGRAMMING DOCUMENTATION

SECTION

TRANSACTION PROCESSING
DESCRIPTIONS

DATE ISSUED

January 16, 1973

DATE REVISED

PROGRAM TITLE: RA297 - TPD "TPD4"

DATE OPERATIONAL: January 16, 1973

PURPOSE: To retrieve and display A-type records from the ALERT General Index file.

PROGRAM NARRATIVE

INPUT

The input to the TPD "TPD4" is the court date, court time, court room, ALERT number and the ALERT number suffix. Minimum data needed is the court date.

PROCEDURE


Using the data entered, a key is built to search the ALERT General Index file and retrieve up to 10 records which match the data entered.

OUTPUT

If records are retrieved, each record is formatted and transmitted to the terminal. If no record is found, the message "NO COURT RECORD FOUND" is formatted and transmitted to the terminal.

INDEX NUMBER
RA297





SECTION
TRANSACTION PROCESSING
DESCRIPTIONS

PROGRAMMING DOCUMENTATION

DATE ISSUED
January 16, 1973

DATE REVISED

PROGRAM TITLE: RA298 - TPD "TPD5"

DATE OPERATIONAL: January 16, 1973

PURPOSE: To retrieve offense information from the ALERT Master File
using Case Report Number as a search argument.

PROGRAM NARRATIVE

INPUT

Input to the TPD "TPD5" is the ORI, ALERT Number and Case Report Number.

PROCEDURE

Using the ALERT Number entered, a key is built to search the ALERT Master File for a Name Record, Offense Records which contain a Case Report Number which matches the one entered, and a Civil Index Record which contains a Case Report Number which matches the one entered.

OUTPUT

If records are retrieved they are formatted and transmitted to the terminal. If no records are found the message "NO OFFENSE RECORDS FOUND" is formatted and transmitted to the terminal.

INDEX NUMBER

RA298

CRT ENTRY EXAMPLE FOR: INQUIRY UPDATE

NAME: INQUIRY TO DISPLAY THE ENTIRE COMPLEMENT OF RECORDS ON AN OFFENSE

ENTER CALL CODE: TPD5

DISPLAY MASK:



ENTER ▶

DISPLAY ▶

TPD5,8868,MOKPD0000,1270326,00X83830

EXAMPLE RIPPINGOOD R WM

STATISTICAL RECORD

623072160000000 MOKPD0000 00X83830

STOLEN PROPERTY RECORD

623072160000200 MOKPD0000 00X83830


LOCATION RECORD

623072160000500 MOKPD0000

CIVIL INDEX RECORD

623072190999990 MOKPD0000 00X83830 !

INDEX NUMBER
RA298-02



PROGRAMMING DOCUMENTATION

SECTION
TRANSACTION PROCESSING
DESCRIPTIONS

DATE ISSUED	DATE REVISED
January 16, 1973	

PROGRAM TITLE: RA299 - TPD "TPD6"

DATE OPERATIONAL: January 16, 1973

PURPOSE: To display ALERT Master File records in character and hexadecimal format.

PROGRAM NARRATIVE

INPUT


The input to the TPD "TPD6" is the ALERT Number and ALERT Number suffix. Only the ALERT Number is required.

PROCEDURE

Using the ALERT Number entered and ALERT Number suffix, if any, a key is built to search the ALERT Master File and retrieve up to 20 records.

OUTPUT

If records are retrieved, the data of each record is formatted in character and hexadecimal, by use of the user routine "OUTPUT", and transmitted to the terminal. If no record was found, the message "NO RECORD FOUND" is formatted and transmitted to the terminal.



SECTION TRANSACTION PROCESSING DESCRIPTIONS	
DATE ISSUED January 16, 1973	DATE REVISED

PROGRAMMING DOCUMENTATION

PROGRAM TITLE: RA301 - TPD "TPD8"

DATE OPERATIONAL: January 16, 1973

PURPOSE: To display ALERT General Index records in both character and hexadecimal format.

PROGRAM NARRATIVE

INPUT


The input to the TPD "TPD8" is all or part of the data found on an ALERT General Index record. The data entered is in character format only, even if the data in the record is in packed format.

PROCEDURE

Using the data entered, a key is built by the user routine "GEN KEY" to search the ALERT General Index File for up to 20 records which match the data entered.

OUTPUT

If records are retrieved, each record is formatted in both character and hexadecimal, by use of the user routine "OUTPUT", and transmitted to the terminal. If no record is found, the message "NO RECORD FOUND", is formatted and transmitted to the user.



PROGRAMMING DOCUMENTATION

SECTION
TRANSACTION PROCESSING
DESCRIPTIONS

DATE ISSUED
January 16, 1973

DATE REVISED

PROGRAM TITLE: RA3Ø2 - TPD "TPD9"

DATE OPERATIONAL: January 16, 1973

PURPOSE: To display ALERT Name Index records in character and hexadecimal format.

PROGRAM NARRATIVE

INPUT

The input to the TPD "TPD9" is a last name and first name.


PROCEDURE

Using the name information entered, a key is built to search the ALERT Name Index File for up to 20 records which match the data entered.

OUTPUT

If records are retrieved, the data in the records is formatted in character and hexadecimal format, by use of the user routine "OUTPUT", and transmitted to the terminal. If no record is found the message "NO RECORD FOUND" is formatted and transmitted to the terminal.

INDEX NUMBER
RA3Ø2



PROGRAMMING DOCUMENTATION

SECTION
TRANSACTION PROCESSING
DESCRIPTIONS

DATE ISSUED

DATE REVISED

January 16, 1973

PROGRAM TITLE: RA303 - TPD "TTAU"

DATE OPERATIONAL: January 16, 1973

PURPOSE: To update the arrest counts on an individual.

PROGRAM NARRATIVE

INPUT

The input to the TPD "TTAU" is the ORI, the ALERT number, Jacket number, Arrest type, and the constants of the fields to be added to or subtracted from.

PROCEDURE


Using the ALERT number entered, a key is built to search the ALERT Master file for a 39-type record which contains the ORI and Jacket number entered. If a record is found, the data in the record is updated with the appropriate arrest counts and transmitted to the TPD "MEN" for the actual update on the file. If no record is found, the data entered is used to build a new record which will be transmitted to the TPD "MEN" for the actual update to the ALERT Master file. If a Jacket number is being entered and the record found contains the Jacket number which started with an asterisk, the data for cancelling the ALERT General Index record, associated with the Master file record, will be formatted and transmitted to the TPD "MEN", along with the ALERT Master file data to be updated. If a General Index record was being cancelled, the data will be formatted from the record found, and transmitted to the TPD "GEN" for creation of a new ALERT General Index record.

OUTPUT

There is no output from this TPD.

INDEX NUMBER

RA303



PROGRAMMING DOCUMENTATION

SECTION
TRANSACTION PROCESSING
DESCRIPTIONS

DATE ISSUED

January 16, 1973

DATE REVISED

PROGRAM TITLE: RA304 - TPD "TTCA"

DATE OPERATIONAL: January 16, 1973

PURPOSE: To delete the Traffic Ticket Statistical and Location of Occurrence Master records.

PROGRAM NARRATIVE

INPUT

The input to the TPD "TTCA" is the ALERT number and suffix.


PROCEDURE

Using the ALERT number and suffix, the Statistical and Location records are retrieved and deleted from the ALERT Master file. The court information is transferred to the TPD "TTCB" for deletion of the A-type General Index record. If there was a disposition and that disposition was guilty, the TPD "TTAU" is used to update the Traffic Ticket conviction count.

OUTPUT

If no Statistical record was found, the message "NO MASTER STATISTICAL RECORD FOUND" is formatted and transferred back to the TPD "TTCN".

INDEX NUMBER
RA304



PROGRAMMING DOCUMENTATION

SECTION
TRANSACTION PROCESSING
DESCRIPTIONS

DATE ISSUED
January 16, 1973

DATE REVISED

PROGRAM TITLE: RA305 - TPD "TCB"

DATE OPERATIONAL: January 16, 1973

PURPOSE: To delete the Court Index record from the ALERT General Index file.

PROGRAM NARRATIVE

INPUT

The input to the TPD "TCB" is the Court information.


PROCEDURE

Using the Court information as a key, the A-type General Index record is retrieved and deleted from the General Index file.

OUTPUT

The message "RECORDS CANCELLED" is formatted and transferred back to the TPD "TTCN".

INDEX NUMBER
RA305



PROGRAMMING DOCUMENTATION

SECTION
TRANSACTION PROCESSING
DESCRIPTIONS

DATE ISSUED
January 16, 1973

DATE REVISED

TITLE: RA306 - TPD "TTCD"

DATE OPERATIONAL: January 16, 1973

PURPOSE: To enter continuances on Traffic Tickets in the ALERT files.

PROGRAM NARRATIVE

INPUT

Refer to the User Manual for input to the TPD "TTCD".


PROCEDURE

The data entered is first verified for data errors. If any errors have occurred, control is passed to any output procedure. Using the Ticket number entered, the C-type General Index record is read to obtain the ALERT number. The data entered and the ALERT number are transferred to the TPD "TTCL" for entry into the ALERT files.

OUTPUT

If there were any errors detected during the processing of the "TTCD", the appropriate error message is formatted, along with the data entered, and transmitted to the terminal. If no error was encountered during processing, the data entered is formatted and transmitted to the terminal.

INDEX NUMBER
RA306



PROGRAMMING DOCUMENTATION

SECTION

TRANSACTION PROCESSING
DESCRIPTIONS

DATE ISSUED

January 16, 1973

DATE REVISED

TITLE: RA3Ø7 - TPD "TTCN"

DATE OPERATIONAL: January 16, 1973

PURPOSE: To delete Traffic Ticket Information records and their associated indices.

PROGRAM NARRATIVE

INPUT

Refer to the User Manual for input to the TPD "TTCN".


PROCEDURE

The data entered is first verified for errors. If any errors have occurred, control is passed to an output procedure. Using the Traffic Ticket number entered as the key, the C-type General Index record is read. The C-type Index retrieved is marked for deletion and transferred to the TPD "GEN" for deletion from the General Index file. When control is returned, an unissued C-type Index is formatted and transferred to the TPD "GEN" for entry into the General Index file. The ALERT number and suffix is passed to the TPD "TTCC" which deletes the Traffic Ticket Information records from the ALERT Master file for this Ticket number.

OUTPUT

If there was an error during processing the TPD "TTCN", the appropriate error message is formatted and transmitted to the terminal.

INDEX NUMBER
RA3Ø7



PROGRAMMING DOCUMENTATION

SECTION
TRANSACTION PROCESSING
DESCRIPTIONS

DATE ISSUED
January 16, 1973

DATE REVISED

TITLE: RA308 - TPD "TTC1"

DATE OPERATIONAL: January 16, 1973

PURPOSE: To update the Traffic Ticket Statistical record with the new court date and time for the calling TPD.

PROGRAM NARRATIVE

INPUT

Input to the TPD "TTC1" is the data entered to the calling TPD and the ALERT number and suffix.


PROCEDURE

The input data is passed to the TPD "TTC4" for the retrieval of the Traffic Ticket Disposition record and any outstanding warrants for this traffic ticket. When control is returned, the ALERT number and suffix is used as the exact key to read the Traffic Ticket Statistical record from the ALERT Master file. The statistical record is updated with the court information and entered onto the ALERT files. The old and new court information is passed to the TPD "TTC2" for deletion of the old Court index and the creation of a new Court index. The input data is passed to the TPD "TTC5" for the updating of the Traffic Ticket Disposition record and the deletion of any outstanding warrants. If there was a previous disposition of guilty, the TPD "TTAU" is used to update the traffic conviction count in the 39-type Master record.

OUTPUT

If there were any errors detected while processing "TTC1", the appropriate error message is formatted and transferred back to the calling TPD.

INDEX NUMBER
RA308



PROGRAMMING DOCUMENTATION

SECTION

TRANSACTION PROCESSING
DESCRIPTIONS

DATE ISSUED

January 16, 1973

DATE REVISED

TITLE: RA309 - TPD "TTC2"

DATE OPERATIONAL: January 16, 1973

PURPOSE: To delete an Old Court Index record and create a New Court Index record for the calling TPD.

PROGRAM NARRATIVE

INPUT

Input is the Old Court information and the New Court information.


PROCEDURE

The New Court information is used to read the A-type Indexes to retrieve an available Dummy Index. The Dummy Court Index is updated with the New Court information and the ALERT number and suffix, and transferred to the TPD "TTC3" for entry into the files. Using the Old Court information as the key, the Old Court Index is retrieved from the General Index file. The Old Court Index is marked for deletion and transferred to the TPD "TTC3" for deletion from the General Index file.

OUTPUT

When processing by the TPD "TTC2" is complete, the message "RECORD UPDATED" is formatted and transferred to the calling TPD.

INDEX NUMBER
RA309



PROGRAMMING DOCUMENTATION

SECTION

TRANSACTION PROCESSING
DESCRIPTIONS

DATE ISSUED

January 16, 1973

DATE REVISED

TITLE: RA31Ø - TPD "TTC3"

DATE OPERATIONAL: January 16, 1973

PURPOSE: To rewrite any Court Index record that is passed from a calling TPD.

PROGRAM NARRATIVE

INPUT

The input to the TPD "TTC3" is the Court Index record as it is currently on file and the Court Index record as it is to be rewritten on the file.


PROCEDURE

Using the Court Index record as it is on file as the key, the General Index file is read to retrieve the Court Index record to be updated. The record read is updated with the new Court Index record and entered onto the General Index file.

OUTPUT

There is no output from this TPD.

INDEX NUMBER
RA31Ø



PROGRAMMING DOCUMENTATION

SECTION

TRANSACTION PROCESSING
DESCRIPTIONS

DATE ISSUED

January 16, 1973

DATE REVISED

PROGRAM TITLE: RA311 - TPD "TTDP"

DATE OPERATIONAL: January 16, 1973

PURPOSE: To enter dispositions on Traffic Tickets in the ALERT files.

PROGRAM NARRATIVE

INPUT

Refer to the User Manual for input to the TPD "TTDP".


PROCEDURE

The data entered is first verified for data errors. If any errors have occurred, control is passed to an output procedure. If no errors have occurred, the C-type General Index record is read to obtain the ALERT number. The ALERT number and ORI is transferred to the TPD "TTD1" to retrieve the Traffic Ticket Information records. If the disposition is warrant-issued, the data entered is passed to the TPD "TTD2" for entry of a Warrant record and associated indices. The data entered and the data retrieved is transferred to the TPD "TTD4" for entry into the files.

OUTPUT

If there were any data errors, the message "CORRECT FIELDS CONTAINING ASTERISKS" and the data entered will be formatted and transmitted to the terminal. If no errors occurred, the message "RECORD UPDATED" and the data entered will be formatted and transmitted to the terminal.

INDEX NUMBER
RA311



PROGRAMMING DOCUMENTATION

SECTION
TRANSACTION PROCESSING
DESCRIPTIONS

DATE ISSUED

January 16, 1973

DATE REVISED

PROGRAM TITLE: RA312 - TPD "TTD1"

DATE OPERATIONAL: January 16, 1973

PURPOSE: To retrieve Master file records for TTDP.

PROGRAM NARRATIVE

INPUT

The input to the TPD "TTD1" is the ALERT number and suffix.


PROCEDURE

Using the ALERT number, the ALERT file is searched to insure that a name is on file for moving violations, and to retrieve and store the Traffic Ticket Statistical, Location and Disposition records.

OUTPUT

If no Traffic Ticket Statistical record is found, a message "NO STATISTICAL RECORD FOUND" is formatted and transferred back to the TPD "TTDP".

INDEX NUMBER
RA312



PROGRAMMING DOCUMENTATION

SECTION

TRANSACTION PROCESSING
DESCRIPTIONS

DATE ISSUED

January 16, 1973

DATE REVISED

PROGRAM TITLE: RA313 - TPD "TTD2"

DATE OPERATIONAL: January 16, 1973

PURPOSE: To enter Warrant record and Index.

PROGRAM NARRATIVE

INPUT

The input to the TPD "TTD2" is the Disposition code, Bond amount, Court date, Warrant number and ALERT number.


PROCEDURE

Using the ALERT number and a suffix-type of "30", the ALERT file is read to find the next Warrant suffix available. The Warrant Record and Index is formatted and transferred to TPD "MEN" for entry into the ALERT files. If the disposition code was Bench Warrant and Failure-to-Appear, control is passed to TPD "TTD3" to obtain the next Warrant number to be issued for Failure-to-Appear warrants. When control is returned from the TPD "TTD3", the Failure-to-Appear warrant and Index records are formatted and transferred to the TPD "MEN" for entry into the ALERT files.

OUTPUT

There is no output from this TPD.

INDEX NUMBER
RA313



PROGRAMMING DOCUMENTATION

SECTION

TRANSACTION PROCESSING
DESCRIPTIONS

DATE ISSUED

January 16, 1973

DATE REVISED

PROGRAM TITLE: RA314 - TPD "TTD3"

DATE OPERATIONAL: January 16, 1973

PURPOSE: To retrieve the next Failure-to-Appear Warrant number and to update the "Ticket" Index record for the next Warrant number.

PROGRAM NARRATIVE

INPUT

There is no input to this TPD.


PROCEDURE

Using the exact key "Ticket", the General Index file is read to retrieve the next sequential Failure-to-Appear number, which is passed to the TPD "TTD2". The Failure-to-Appear number in the "Ticket" Index is then updated by one and rewritten to the file.

OUTPUT

There is no output from this TPD.

INDEX NUMBER
RA314



PROGRAMMING DOCUMENTATION

SECTION

TRANSACTION PROCESSING
DESCRIPTIONS

DATE ISSUED

January 16, 1973

DATE REVISED

PROGRAM TITLE: RA315 - TPD "TTEN"

DATE OPERATIONAL: January 16, 1973

PURPOSE: To enter Traffic Ticket Statistical and Location of Occurrence records into the ALERT files and to create associated Index records on the ALERT General Index file.

PROGRAM NARRATIVE

INPUT

Refer to the User Manual for input to TPD "TTEN".


PROCEDURE

The data entered is first verified by the user routine "EDIT" for primary errors. If any primary errors have occurred, control is passed to an output procedure. If no primary errors have occurred, the user routine "EDIT" is used again for secondary errors. If any secondary errors have occurred, the data which was in error will be blanked out. After all of the edits have been made, the ALERT number which is obtained from the General Index is transferred to TPD "TT1" to retrieve the suffix which is to be used in entering the Traffic Ticket information. The data entered will be formatted and transferred to TPD "MEN" for entry into the files. After control is returned by the TPD "MEN", the data is formatted and transferred to TPD "TT2" to build a C-type record in the ALERT General Index file.

OUTPUT

If there were primary edits, the message "CORRECT FIELDS WITH ASTERISKS" and the data entered will be formatted and transferred to the terminal. If only secondary errors have occurred, the message "RECORD ADDED - CORRECT FIELDS WITH ASTERISKS" and the data entered will be formatted and transmitted to the terminal.

INDEX NUMBER
RA315



PROGRAMMING DOCUMENTATION

SECTION

TRANSACTION PROCESSING
DESCRIPTIONS

DATE ISSUED

January 16, 1973

DATE REVISED

PROGRAM TITLE: RA316 - TPD "TTOA"

DATE OPERATIONAL: January 16, 1973

PURPOSE: To update Traffic Ticket Accountability records in the ALERT General Index file with an Officer's Serial number, date issued, and unit.

PROGRAM NARRATIVE

INPUT

Input to the TPD "TTOA" is the ORI, Officer's Serial Number, beginning Traffic Ticket number, date issued and unit.


PROCEDURE

The data entered is first validated to see that a valid Radio number, Date, Unit and Ticket number are entered. The Ticket number entered must end with either 00, 20, 40, 60 or 80. Using the Traffic Ticket number entered, a key is built to search the ALERT General Index file for records which contain a Traffic Ticket number which falls within a range of 20 from the beginning Traffic Ticket number entered. Only those records which contain a number less than 2 in the 29th position will be retrieved. If records are found, the data in each record is updated with the data entered and transmitted to TPD "GEN" for the actual update on the file.

OUTPUT

If no records were found, the message "NO RECORDS FOR TICKETS GIVEN" will be formatted and transmitted to the terminal. If tickets were found, a message which states that the Traffic Ticket group was updated and which tickets it started with and which tickets it ended with will be formatted and transmitted to the terminal.

INDEX NUMBER
RA316



PROGRAMMING DOCUMENTATION

SECTION

TRANSACTION PROCESSING
DESCRIPTIONS

DATE ISSUED

January 16, 1973

DATE REVISED

TITLE: RA317 - TPD "TTUP"

DATE OPERATIONAL: January 16, 1973

PURPOSE: To update a Traffic Ticket Statistical and/or Location of Occurrence record in the ALERT files.

PROGRAM NARRATIVE

INPUT

Refer to the User Manual for input to the TPD "TTUP".


PROCEDURE

The data entered is first verified by the user routine "EDIT-IT" for errors. If any errors have occurred, control is passed to an output procedure. The ALERT number entered is used as a key to read the ALERT Master file to retrieve the Traffic Ticket Statistical and Location records. The records are updated with the data entered and transferred to the TPD "MEN" for entry into the ALERT Master file.

OUTPUT

If any errors were detected while processing "TTUP", the appropriate error message and data entered is formatted and transmitted to the terminal, otherwise the message "RECORD UPDATED" is formatted and transferred to the terminal.

INDEX NUMBER
RA317



PROGRAMMING DOCUMENTATION

SECTION

TRANSACTION PROCESSING
DESCRIPTIONS

DATE ISSUED

January 16, 1973

DATE REVISED

PROGRAM TITLE: RA318 - TPD "Tt1"

DATE OPERATIONAL: January 16, 1973

PURPOSE: To retrieve the next Traffic Ticket ALERT number suffix for use by the calling TPD.

PROGRAM NARRATIVE

INPUT

The input to the TPD "Tt1" is the ALERT number.


PROCEDURE

Using the ALERT number and a suffix type of "45", the ALERT file is read saving the last ALERT number found. One is added to the suffix and returned to the calling TPD.

OUTPUT

There is no output from this TPD.

INDEX NUMBER
RA318



PROGRAMMING DOCUMENTATION

SECTION

TRANSACTION PROCESSING
DESCRIPTIONS

DATE ISSUED

January 16, 1973

DATE REVISED

PROGRAM TITLE: RA319 - TPD "TT2"

DATE OPERATIONAL: January 16, 1973

PURPOSE: To update C-type General Index with complete ALERT number and suffix.

PROGRAM NARRATIVE

INPUT

The input to the TPD "TT2" is the old and new formatted C-type General Index record.

PROCEDURE

Using the Ticket number and ORI from the old C-type Index, the ALERT General Index file is read. If a record is found, the record is updated with the new suffix. If no record is found, a complete new General Index record is added.

OUTPUT


There is no output to this TPD.

INDEX NUMBER
RA319



CONTINUED

2 OF 5



PROGRAMMING DOCUMENTATION

SECTION

TRANSACTION PROCESSING
DESCRIPTIONS

DATE ISSUED

January 16, 1973

DATE REVISED

PROGRAM TITLE: RA32Ø - TPD "WLEN"

DATE OPERATIONAL: January 16, 1973

PURPOSE: To enter a Warrant/Want record in the ALERT files.

PROGRAM NARRATIVE

INPUT

Refer to the User Manual for input to this TPD.

PROCEDURE


The data is first validated to see if the proper data is present and in the correct format. If the edits are passed, a key is built using the ALERT number entered to search the Master file for the real name, a 15-type record which contains the ORI entered, a 3517-type record, a 39-type record, and a 30-type record with the last suffix used for the type of crime being entered. After all of the edits have been completed and all of the data retrieved, the data entered and the data retrieved will be formatted and transmitted to the TPD "CREN" for the actual entry into the ALERT files.

OUTPUT

If there were errors in the entry, the message "CORRECT FIELDS WITH ASTERISKS", followed by the redisplay of the inquiry, will be formatted and transmitted to the terminal. All other output will be done by the TPD "CREN".

INDEX NUMBER

RA32Ø



PROGRAMMING DOCUMENTATION

SECTION

TRANSACTION PROCESSING
DESCRIPTIONS

DATE ISSUED

January 16, 1973

DATE REVISED

PROGRAM TITLE: RA321 - TPD "W2EN"

DATE OPERATIONAL: January 16, 1973

PURPOSE: To enter Fixed Format Information records and/or Free Format Information records into the ALERT Master file.

PROGRAM NARRATIVE

INPUT

Refer to the User Manual for input for this TPD.


PROCEDURE

The data being entered is first edited for any errors by the user routine "EDIT". If any errors have occurred, control is passed to an output routine. After all edits have been passed, a key is built using the data entered to search the ALERT Master file for a Name record, License record, Free Format record, and a Fix Format record. If no Name or License record was found, control is passed to an error routine. If a Fixed Format Information record is being entered and there is one already on file for the ORI being entered, control will be passed to an error routine. If no errors have occurred, the data is formatted to be transferred to the TPD "MEN" for the actual entry of data. Control will be passed to the TPD "MEN" two times if a Fixed Format Information record and a Free Format Information record are to be built. If the data being entered should go to NCIC, data will be built to transfer to the user routine "#NCIC" for transmission of data to NCIC.

OUTPUT

If no errors had occurred in the data entered, the message "RECORD ADDED", along with the ALERT number and name or license data was entered under, will be transmitted to the terminal. If the TPD was trying to create a Fixed Format Information record and there was one already on file, the message "FIXED FORMAT ALREADY ON FILE" will be transmitted to the terminal. If any other errors were encountered, the message "CORRECT FIELDS WITH ASTERISKS", followed by a redisplay of the data entered, will be transmitted to the terminal.

INDEX NUMBER
RA321



SECTION

TRANSACTION PROCESSING
DESCRIPTIONS

DATE ISSUED

January 16, 1973

DATE REVISED

PROGRAMMING DOCUMENTATION

PROGRAM TITLE: RA322 - TPD "W5"

DATE OPERATIONAL: January 16, 1973

PURPOSE: To modify the beat number on all Warrant/Want records for
specific ORI and ALERT number.

PROGRAM NARRATIVE

INPUT

The input to the TPD "W5" is the ORI, ALERT number, and Beat number.

PROCEDURE


Using the ALERT number entered, a key is built to search the ALERT Master file for any Warrant/Want record which contains an ORI that matches the ORI entered in the inquiry. If any records are found, the records will be modified with the Beat number entered and passed to the TPD "MEN" for the actual rewrite on the ALERT Master file.

OUTPUT

If records were updated, the message "RECORDS UPDATED," along with the ALERT number and the name or license that the data is entered under is transmitted to the terminal. If no Warrant/Want record was found, the message "NO WARRANTS FOUND ON ALERT/," followed by the ALERT number, will be transmitted to the terminal.

INDEX NUMBER

RA322



SECTION

TRANSACTION PROCESSING
DESCRIPTIONS

DATE ISSUED

DATE REVISED

January 16, 1973

PROGRAMMING DOCUMENTATION

PROGRAM TITLE: RA323 - TPD "W9"

DATE OPERATIONAL: January 16, 1973

PURPOSE: To modify a Warrant/Want record on the ALERT Master file.

PROGRAM NARRATIVE

INPUT

Refer to the User Manual for input to this TPD.


PROCEDURE

The data entered is first edited for any errors. If any errors were found, control is passed to an error routine. Using the data entered, a key is built to search the ALERT Master file for a Warrant/Want record which matches the data entered. If no record was found, control is passed to an output routine. If a record was found and the Case Report Number entered is different from the Case Report Number in the record, the data in the record will be used to format the information to be passed to the TPD "GEN" to cancel the M-type record from the ALERT General Index file. In all cases, the data in the record retrieved and the data entered will be used to format the information to be passed to the TPD "MEN" for the actual update to the ALERT files. If the Warrant/Want record had information sent to NCIC, the data for transmitting a modification to NCIC will be formatted and passed to the user routine "#NCIC".

OUTPUT

If a record was modified, the message "RECORD UPDATED" and the ALERT number are transmitted to the terminal. If an error had occurred, the message "CORRECT FIELDS WITH ASTERISKS" followed by a redisplay of the inquiry will be transmitted to the terminal. If no Warrant/Want record was found, the message "NO WARRANT FOUND KCMOPD COMPUTER CENTER" will be formatted and transmitted to the terminal.

INDEX NUMBER
RA323



PROGRAMMING DOCUMENTATION

SECTION

TRANSACTION PROCESSING
DESCRIPTIONS

DATE ISSUED

January 16, 1973

DATE REVISED

TITLE: RA324 - TPD "TTNO"

DATE OPERATIONAL: January 16, 1973

PURPOSE: To enter a block of Ticket numbers to be used for Failure-to-Appear Warrants.

PROGRAM NARRATIVE

INPUT

The input to "TTNO" is the beginning and the ending ticket number for the block of traffic tickets being entered.

PROCEDURE


The data entered is first verified for errors. If any errors have occurred, control is passed to an output procedure. The ticket numbers are formatted into the "TICKET" Index record and transferred to the TPD "GEN" for entry into the General Index file.

OUTPUT

If there have been any errors, the appropriate error message is formatted and transmitted to the terminal, otherwise the message "NEW TICKET NUMBER ENTERED" is formatted and transmitted to the terminal.

INDEX NUMBER

RA324



PROGRAMMING DOCUMENTATION

SECTION

TRANSACTION PROCESSING
DESCRIPTIONS

DATE ISSUED

DATE REVISED

January 16, 1973

PROGRAM TITLE: RA325 - TPD "ERR"

DATE OPERATIONAL: January 16, 1973

PURPOSE: To pass an error message to the line control.

PROGRAM NARRATIVE

INPUT

Input to this TPD is an error code.

PROCEDURE


Using the code received, this TPD searches a table and formats a message to be passed to the line control for transmission to the originating terminal.

OUTPUT

Output is the error message going to the line control.

INDEX NUMBER

RA325



SECTION

TRANSACTION PROCESSING
DESCRIPTIONS

PROGRAMMING DOCUMENTATION

DATE ISSUED

DATE REVISED

January 16, 1973

PROGRAM TITLE: RA326 - TPD "TTD4"

DATE OPERATIONAL: January 16, 1973

PURPOSE: To update the disposition and delete any previous warrants
for this Traffic Ticket.

PROGRAM NARRATIVE

INPUT

The input to this TPD is the data entered through "TTDP" and data
retrieved from the ALERT files.


PROCEDURE

If there was a previous disposition for this traffic ticket and that
disposition was for a warrant, the Warrant record and Index record will
be canceled by the user routine "RA646," and the B-type Index is formatted
and transferred to the TPD "GEN" for deletion from the General Index file.
The disposition record and the B-type Index record is formatted and trans-
ferred to the TPD "MEN" for entry into the files. If the new disposition
code is for Failure-to-Appear, control is passed to the TPD "TTD3" to
retrieve the next Failure-to-Appear number. When control is returned from
"TTD3," the Traffic Ticket Statistical, Disposition and the C-type Index
records for the Failure-to-Appear are formatted and transferred to the
TPD "MEN" for entry into the files.

OUTPUT

There is no output from this TPD.

INDEX NUMBER RA326



PROGRAMMING DOCUMENTATION

SECTION

TRANSACTION PROCESSING
DESCRIPTIONS

DATE ISSUED

January 16, 1973

DATE REVISED

TITLE: RA328 - TPD "TTC4"

DATE OPERATIONAL: January 16, 1973

PURPOSE: To retrieve the Traffic Ticket Statistical, Disposition, and any outstanding Warrant records for the calling TPD.

PROGRAM NARRATIVE

INPUT

Input to the TPD "TTC4" is the ALERT number and suffix.

PROCEDURE


Using the ALERT number as a key, the ALERT Master file is read. The Traffic Ticket Statistical and Disposition records are stored along with the Warrant records if found, to be returned to the calling TPD.

OUTPUT

If no Statistical record is found, the message "NO STATISTICAL RECORD FOUND" is formatted and transferred to the calling TPD.

INDEX NUMBER

RA328



SECTION
TRANSACTION PROCESSING
DESCRIPTIONS

PROGRAMMING DOCUMENTATION

DATE ISSUED

DATE REVISED

January 16, 1973

TITLE: RA329 - TPD "TTC5"

DATE OPERATIONAL: January 16, 1973

PURPOSE: To update a Disposition record and cancel any outstanding warrants for the calling TPD.

PROGRAM NARRATIVE

INPUT

The input to the TPD "TTC5" is the data entered through the TPD "TTCD" and the record retrieved.


PROCEDURE

The Disposition record is updated with the continuance information and transferred to the TPD "MEN" for entry into the files. If there is an outstanding warrant, the Warrant record and its associated index are deleted from the files.

OUTPUT

There is no output to this TPD.

INDEX NUMBER
RA329



PROGRAMMING DOCUMENTATION

SECTION

TRANSACTION PROCESSING
DESCRIPTIONS

DATE ISSUED

DATE REVISED

January 16, 1973

PROGRAM TITLE: RA330 - TPD "DUMY"


DATE OPERATIONAL: January 16, 1973

PURPOSE: This TPD has no function other than to be present in core
with the "FASTER" link.

PROGRAM NARRATIVE

This TPD is a dummy routine. It does nothing.

INDEX NUMBER
RA330



SECTION

TRANSACTION PROCESSING
DESCRIPTIONS

PROGRAMMING DOCUMENTATION

DATE ISSUED

DATE REVISED

January 16, 1973

TITLE: RA333 - TPD "TTCC"

DATE OPERATIONAL: January 16, 1973

PURPOSE: To delete the Traffic Ticket Disposition record.

PROGRAM NARRATIVE

INPUT

The input to the TPD "TTCC" is the ALERT number and suffix.

PROCEDURE


The ALERT number is passed to the TPD "TTCE" which returns the Traffic Ticket Information records from the ALERT Master file. The Traffic Ticket Disposition record is marked for deletion and transferred to the TPD "MEN" for deletion from the ALERT Master file. The ALERT number and suffix is then passed to the TPD "TTCA" for deletion of the Traffic Ticket Statistical and Location records and associated indices.

OUTPUT

There is no output from this TPD.

INDEX NUMBER

RA333



PROGRAMMING DOCUMENTATION

SECTION

TRANSACTION PROCESSING
DESCRIPTIONS

DATE ISSUED

January 16, 1973

DATE REVISED

TITLE: RA334 - TPD "TTVL"

DATE OPERATIONAL: January 16, 1973

PURPOSE: To update one Traffic Ticket Index to indicate a Void or Lost Ticket.

PROGRAM NARRATIVE

INPUT

Refer to the User Manual for input to the TPD "TTVL".

PROCEDURE


The data entered is first verified. If any errors are found, control is passed to an output procedure. The Traffic Ticket number entered is used as a key to read the General Index file to retrieve the Lost or Void Index. The Traffic Ticket Index is formatted and transferred to the TPD "GEN" for entry into the file.

OUTPUT

If any errors were detected during the processing of "TTVL," the appropriate error message is formatted and transmitted to the terminal, otherwise the message "RECORD UPDATED" and data entered is formatted and transmitted to the terminal.

INDEX NUMBER

RA334



PROGRAMMING DOCUMENTATION

SECTION
TRANSACTION PROCESSING
DESCRIPTIONS

DATE ISSUED

DATE REVISED

January 16, 1973

PROGRAM TITLE: RA335 - TPD "CR1"

DATE OPERATIONAL: January 16, 1973

PURPOSE: To initiate the entry of, or update of, a State ID record into the ALERT Master file.

PROGRAM NARRATIVE

INPUT

The input to this TPD is an ALERT number and State ID from the calling TPD "CREN."

PROCEDURE


Using the ALERT number received, a key is built to search the ALERT Master file and retrieve one State ID record. If no record is found, the data is formatted to be passed to the TPD "MEN" for entry of a new State ID record. If a record is found, the data in the record, along with the State ID received by the calling TPD, will be formatted and passed to the TPD "MEN" for the update of the record on the ALERT Master file.

OUTPUT

There is no output from this TPD.

INDEX NUMBER

RA335



PROGRAMMING DOCUMENTATION

SECTION

TRANSACTION PROCESSING
DESCRIPTIONS

DATE ISSUED

January 16, 1973

DATE REVISED

PROGRAM TITLE: RA336 - TPD "N9A"

DATE OPERATIONAL: January 16, 1973

PURPOSE: To enter or modify a State ID record on the ALERT Master file.

PROGRAM NARRATIVE

INPUT

Input to this TPD is an ALERT number and State ID number received from the calling TPD "N9".

PROCEDURE


Refer to the Program RA335 for the procedure for this TPD.


OUTPUT

There is no output from this TPD.

INDEX NUMBER

RA336





PROGRAMMING DOCUMENTATION

SECTION

TRANSACTION PROCESSING
DESCRIPTIONS

DATE ISSUED

January 16, 1973

DATE REVISED

TITLE: RA337 - TPD "PKEN"

DATE OPERATIONAL: January 16, 1973

PURPOSE: To enter Parking Ticket information and its associated records
in the ALERT files through one mask.

PROGRAM NARRATIVE

INPUT

Refer to the User Manual for input to the TPD "PKEN."

PROCEDURE

The data entered is first verified by the user routine "EDIT" for errors.
If any errors have occurred, control is passed to an output procedure.
The data is reformatted by the user routines "BLDSTEN" and "BLDTTEN"
for entry into the files by the TPD's "STEN" and "TTEN."

OUTPUT

If there were any errors, the message "CORRECT FIELDS WITH ASTERISKS,"
and the data entered will be formatted and transmitted to the terminal.

INDEX NUMBER

RA337

CRT ENTRY EXAMPLE FOR: INQUIRY UPDATE

NAME: ENTRY OF PARKING TICKET STATISTICS

SYSTEM: TRAFFIC

ENTER CALL CODE: PKMX TYPE P

DISPLAY MASK: PKMK

PKMX.8868.ORI:MOKPD0000T.PRQ

PKMK.8868 ORI;MOKPD0000T;PTTN;

LN:

FN:

MI:

JS: CTD:

CTT:

CTR:

SA:

AP:

SD:

SN:

SC:

CN:

ST:

ZIP:

LC:

LS:

LT:

LY:

VYR:

VMA:

VM:

VS:

VC:

VIN:

TT:

DO:

DW:

TO:

OSA:

OSD:

OSNM:

OSC:

EW:

EWS:

NS:

NSS:

DI:

OC;KANS CITY OS;

MOORD:

OSN:

UN:

BO:

RB:

RD:

CT:

CB:


RQ:

::

ENTER

DISPLAY

INDEX NUMBER
RA337-02



SECTION

TRANSACTION PROCESSING
DESCRIPTIONS

PROGRAMMING DOCUMENTATION

DATE ISSUED

January 16, 1973

DATE REVISED

PROGRAM TITLE: RA338 - TPD "ANAM"

DATE OPERATIONAL: January 16, 1973

PURPOSE: To enter a Name into the ALERT Master file on a complement of records which does not have a name.

PROGRAM NARRATIVE

INPUT

The input to this TPD is an ALERT number, a person's name and descriptors or an ALERT number and Business name.

PROCEDURE


Using the ALERT number entered, a key is built to search the ALERT Master file for a Name record. If no record was found, the data entered will be used to format the data to be passed to the TPD "MEN" for the actual entry of the name onto the ALERT files. If a Name record is already found to be on file, control is passed to an error output routine.

OUTPUT

If the entry of a name was initiated, the message "NAME RECORD ADDED," along with the ALERT number, is formatted and passed to the terminal. If a Name record was found, the message "REAL/BUSINESS NAME ON FILE USE N9" will be formatted and transmitted to the terminal.

INDEX NUMBER

RA338



PROGRAMMING DOCUMENTATION

SECTION
TRANSACTION PROCESSING
DESCRIPTIONS

DATE ISSUED

January 16, 1973

DATE REVISED

PROGRAM TITLE: RA34Ø - TPD "GCAN"

DATE OPERATIONAL: January 16, 1973

PURPOSE: To cancel or add a General Index record using a full key.

PROGRAM NARRATIVE

INPUT

Input to this TPD is the data in the key and straight character format.

PROCEDURE


If the data entered indicates that the record is to be cancelled, a search key is built using the user routine RA642. Using the key built, the ALERT General Index file is searched for a record which matches the key. If no record was found, control is passed to an output routine. If the record was found, the record is passed to the TPD "GEN" to be cancelled. If the data entered was to be added to the ALERT General Index file, a search key is built by the user routine RA642 and the ALERT General Index file searched for a record which matches the key built. If a record was found which matches the data entered, control is passed to an output routine. If no record was found, the data entered will be used to format information to be passed to the TPD "GEN" for entry of the data into the ALERT General Index file.

OUTPUT

If an ALERT General Index record was cancelled, the message "GENERAL-INDEX RECORD CANCELLED" will be formatted and transmitted to the terminal. If a record was added, the message "GENERAL-INDEX RECORD ADDED" will be formatted and transmitted to the terminal. If an attempt was made to add a record which was already on file, the message "GENERAL-INDEX ALREADY ON FILE" will be formatted and transmitted to the terminal. If no record was found when a record was to be cancelled, the message "NO RECORD FOUND GEN-INDEX" is formatted and transmitted to the terminal.

INDEX NUMBER

RA34Ø



PROGRAMMING DOCUMENTATION

SECTION

TRANSACTION PROCESSING
DESCRIPTIONS

DATE ISSUED

January 16, 1973

DATE REVISED

PROGRAM TITLE: RA343 - TPD "OSN5"

DATE OPERATIONAL: January 16, 1973

PURPOSE: To update or initiate the creation of an S-type record in the
ALERT General Index file.

PROGRAM NARRATIVE

INPUT

The input to this TPD is the offense code, matrix code, date of occurrence,
hour of occurrence, beat of occurrence, and ORI.

PROCEDURE


A search key is built to search the ALERT General Index file for an S-type
record which contains all "9s" in the ALERT number and suffix field. If
no record was found, the data entered will be formatted and passed to the
TPD "GEN" for entry of a new S-type record in the ALERT General Index
file. If a record was found, the record retrieved will be updated with
the data entered and rewritten on the ALERT General Index file. In all
cases, data will be formatted and passed to the TPD "OSN6" for creation
or update of a T-type ALERT General Index file.

OUTPUT

There is no output to this TPD.

INDEX NUMBER

RA343



PROGRAMMING DOCUMENTATION

SECTION

TRANSACTION PROCESSING
DESCRIPTIONS

DATE ISSUED

DATE REVISED

January 16, 1973

PROGRAM TITLE: RA344 - TPD "OSN6"

DATE OPERATIONAL: January 16, 1973

PURPOSE: To update or initiate the creation of a T-type record in the
ALERT General Index file.

PROGRAM NARRATIVE

INPUT

Input to this TPD is the same as the input to the TPD "OSN5." Refer
to the writeup on RA343.

PROCEDURE


If no date of occurrence was entered, no action is taken by this TPD
and control is immediately returned to the calling TPD. If date of
occurrence is not blank, a search key is built to search the ALERT
General Index file for the first T-type record with all "9s" in ALERT
number and suffix. If no record was found, the data received in the
inquiry will be formatted and passed to the TPD "GEN" for the entry of
a new T-type record in the ALERT General Index file. If a record was
found, the data entered will be used to update the data in the record
and the records will be rewritten.

OUTPUT

There is no output from this TPD.

INDEX NUMBER

RA344



PROGRAMMING DOCUMENTATION

SECTION

TRANSACTION PROCESSING
DESCRIPTIONS

DATE ISSUED

January 16, 1973

DATE REVISED

PROGRAM TITLE: RA345 - TPD "ACN3"

DATE OPERATIONAL: January 16, 1973

PURPOSE: To create or update the W-type ALERT General Index record.

PROGRAM NARRATIVE

INPUT

Input to this TPD is the date of occurrence, time of occurrence, beat of occurrence and the ORI.

PROCEDURE


Using the date of occurrence and the constant "W", a partial search key is built to search the ALERT General Index file and determine if there is a Dummy record on the file. If this record is found, it is updated to point to the associated Accident Master file record. If this record is not found, the W-type ALERT General Index record is created.

OUTPUT

There is no output from this TPD.

INDEX NUMBER

RA345



PROGRAMMING DOCUMENTATION

SECTION

TRANSACTION PROCESSING
DESCRIPTIONS

DATE ISSUED

DATE REVISED

January 16, 1973

PROGRAM TITLE: RA352 - TPD "PKNM"

DATE OPERATIONAL: January 16, 1973

PURPOSE: To enter a Real Name or Business Name and Address record to the ALERT files for a parking ticket.

PROGRAM NARRATIVE

INPUT

Refer to the User Manual for input to the TPD "PKNM."

PROCEDURE


The data entered is first verified for errors. If any errors have occurred, control is passed to an output procedure. The Ticket number and ORI are used to read the C-type General Index to obtain the ALERT number for the parking ticket to which the Name and Address records are to be entered. The data entered is transferred to the TPD "PKN1." Upon return from "PKN1," if any errors were detected, control is passed to an output procedure. The entry data is transferred to the TPD "PKN2" to search the ALERT files for a duplicate license with a matching name already on file. When control is returned from "PKN2," the Name record and Address record and their associated indices are formatted and transferred to the TPD "MEN" for entry into the ALERT files.

OUTPUT

If there were any errors encountered during the processing of "PKNM," the appropriate error message is formatted, along with the data entered, and transmitted to the terminal. If no error was encountered during processing, no output is transmitted to the terminal.

INDEX NUMBER

RA352



SECTION

TRANSACTION PROCESSING
DESCRIPTIONS

DATE ISSUED

DATE REVISED

January 16, 1973

PROGRAMMING DOCUMENTATION

PROGRAM TITLE: RA353 - TPD "PKN1"

DATE OPERATIONAL: January 16, 1973

PURPOSE: To insure that a Name or Business Name is not being entered where a Name or Business name has already been entered, and if the license information being entered matches that which was entered with the initial entry of the parking ticket.

PROGRAM NARRATIVE

INPUT

Input to this TPD is the data entered through the TPD "PKNM."

PROCEDURE


The ALERT number is used to read the ALERT file looking for a Name record and a matching License record on file. An error switch is set to indicate whether a Name record was found to be on file or there was no matching License record on file.

OUTPUT

There is no output from this TPD.

INDEX NUMBER

RA353



SECTION

TRANSACTION PROCESSING
DESCRIPTIONS

PROGRAMMING DOCUMENTATION

DATE ISSUED

DATE REVISED

January 16, 1973

PROGRAM TITLE: RA354 - TPD "PKN2"

DATE OPERATIONAL: January 16, 1973

PURPOSE: To read the K-type General Index record to find matching
License records.

PROGRAM NARRATIVE

INPUT

The input to this TPD is the inquiry data entered through "PKNM."


PROCEDURE

The license information is used as a key to read the General Index file searching for matching License records. The ALERT number from each License Index is passed to the TPD "PKN4." If a matching name is found by PKN4 control is returned to "PKNM." The entry data is passed to the TPD "PKN3" which searches for matching address indexes.

OUTPUT

There is no output from this TPD.

INDEX NUMBER
RA354



PROGRAMMING DOCUMENTATION

SECTION

TRANSACTION PROCESSING
DESCRIPTIONS

DATE ISSUED

January 16, 1973

DATE REVISED

PROGRAM TITLE: RA355 - TPD "PKN3"

DATE OPERATIONAL: January 16, 1973

PURPOSE: To read the I-type Index records to find matching Address records.

PROGRAM NARRATIVE

INPUT

The input to this TPD is the entry data entered through the TPD "PKNM."


PROCEDURE

Using the address information as a key, the I-type indexes are read searching for matching Address records. The ALERT number from each Address Index is passed to the TPD "PKN4" which checks the name information for a matching Name record.

OUTPUT

There is no output from this TPD.

INDEX NUMBER
RA355



SECTION

TRANSACTION PROCESSING
DESCRIPTIONS

PROGRAMMING DOCUMENTATION

DATE ISSUED
January 16, 1973

DATE REVISED

PROGRAM TITLE: RA356 - TPD "PKN4"

DATE OPERATIONAL: January 16, 1973

PURPOSE: To see if a name is already on file which the calling TPD
is trying to enter.

PROGRAM NARRATIVE

INPUT

The input to this TPD is the data entered through the TPD "PKNM."


PROCEDURE

Using the ALERT number as a key, the ALERT file is read looking for a
Name record which matches the name information in the input data. If a
matching name is found, a switch is set to indicate to the calling TPD
that a matching name was found.

OUTPUT

There is no output from this TPD.

INDEX NUMBER
RA356



PROGRAMMING DOCUMENTATION

SECTION

TRANSACTION PROCESSING
DESCRIPTIONS

DATE ISSUED

January 16, 1973

DATE REVISED

PROGRAM TITLE: RA357 - TPD "F35"

DATE OPERATIONAL: January 16, 1973

PURPOSE: To modify data in a Free Format record.

PROGRAM NARRATIVE

INPUT

Refer to the User Manual for input to this TPD.


PROCEDURE

The data entered is first validated for errors. If errors have occurred, control is passed to an output routine. If no errors have occurred, a search key is built using the ALERT number and suffix entered for retrieval of one record. If no record was found, control is passed to an output routine. The data in the records retrieved and the data in the inquiry is formatted and transmitted to the TPD "MEN" for the actual rewrite of the ALERT Master record. If the Case Report Number in the record is different from the Case Report Number in the inquiry, the data in the record retrieved will be used to format the data for building an ALERT General Index record to be passed to the TPD "MEN" along with the ALERT Master File record information. If the Case Report Number and the record retrieved is different from the Case Report Number entered, the data will be formatted to be passed to the TPD "GEN" to cancel the original ALERT General Index record for the Master File record retrieved.

OUTPUT

If errors are found with the data entered, the message "CORRECT FIELDS WITH ASTERISKS", along with the inquiry will be transmitted to the terminal. If no record was found, the message "NO RECORD FOUND" is transmitted to the terminal.

INDEX NUMBER
RA357



PROGRAMMING DOCUMENTATION

SECTION

TRANSACTION PROCESSING
DESCRIPTIONS

DATE ISSUED

January 16, 1973

DATE REVISED

TITLE: RA358 - TPD "TTCE"

DATE OPERATIONAL: January 16, 1973

PURPOSE: To retrieve a Traffic Ticket Statistical and Location records
for the TPD "TTCA."

PROGRAM NARRATIVE

INPUT

The input to the TPD "TTCE" is the ALERT number and suffix.


PROCEDURE

Using the ALERT number, the ALERT Master file is searched to retrieve
and store the Traffic Ticket Statistical and Disposition records.

OUTPUT

If no Traffic Ticket Statistical record is found, the message "NO STATIS-
TICAL RECORD FOUND," is formatted and transferred back to the TPD "TTCN."

INDEX NUMBER
RA358



PROGRAMMING DOCUMENTATION

SECTION

TRANSACTION PROCESSING
DESCRIPTIONS

DATE ISSUED

January 16, 1973

DATE REVISED

PROGRAM TITLE: RA359 - TPD "MCAN"

DATE OPERATIONAL: January 16, 1973

PURPOSE: To cancel an ALERT Master file record using an actual key.

PROGRAM NARRATIVE

INPUT

The input to the TPD "MCAN" is the ALERT number and the ALERT number suffix.


PROCEDURE

Using the data entered, a key is built to search the ALERT Master file for one record. If a record is found, the record will be rewritten with a high value in the first character. When the record is rewritten, the message "MASFIL =", followed by the data in the records rewritten, will be formatted and passed to the Log file.

OUTPUT

If incorrect data was entered, the message "CORRECT FIELDS WITH ASTERISKS" is formatted, along with a redisplay of an inquiry and transmitted to the terminal. If no record was found, the message "NO RECORD FOUND" will be formatted and transmitted to the terminal. If a record was rewritten, the message "RECORD CANCELLED", along with the ALERT number, is formatted and transmitted to the terminal.

INDEX NUMBER
RA359



PROGRAMMING DOCUMENTATION

SECTION
TRANSACTION PROCESSING
DESCRIPTIONS

DATE ISSUED
January 16, 1973

DATE REVISED

PROGRAM TITLE: RA36Ø - TPD "ARD1"

DATE OPERATIONAL: January 16, 1973

PURPOSE: To obtain the ALERT number to be used by the TPD "ARDP".

PROGRAM NARRATIVE

INPUT

Input to this TPD is the Arrest number and the ORI.


PROCEDURE

Using the Arrest number entered and the constant "E", a partial key is built to search the ALERT General Index file to retrieve the associated ALERT number of the Arrest number and ORI entered. If any errors are detected, a switch is set for future reference indication an error has occurred.

OUTPUT

There is no output to this TPD.

INDEX NUMBER
RA36Ø



PROGRAMMING DOCUMENTATION

SECTION

TRANSACTION PROCESSING
DESCRIPTIONS

DATE ISSUED

January 16, 1973

DATE REVISED

PROGRAM TITLE: RA361 - TPD "TEN3"

DATE OPERATIONAL: January 16, 1973

PURPOSE: To set a flag on or off in the ALERT Master File Name Record to indicate that a subject is 1Ø-31.

PROGRAM NARRATIVE

INPUT

Refer to the User Manual for input to this TPD.


PROCEDURE

Using the data entered, a key is built to search the ALERT Master file and retrieve all of the real names, alias names, moniker names and a 16-type record. If no record was found, control is passed to an output routine. If the 36th position of the inquiry is blank, each Name record that is retrieved will have the data modified and transmitted to the TPD "MEN" for the actual rewrite of the record. If the 36th position of the inquiry is blank and a 16-type record is retrieved, the data in the 16-type record is updated with a Case Report Number entered and the data is then transmitted to the TPD "MEN" for the actual rewrite of the data. If the 36th position of the inquiry is blank and no 16-type record was retrieved, the data entered will be used to format the information to be passed to the TPD "MEN" for entry of a 16-type record into the ALERT Master file. If the 36th byte of the inquiry contains a "D", the data in the Name records retrieved will have information indicating that the subject was removed and the information will be transmitted to the TPD "MEN" for the actual rewrite of the records. If the 36th byte of the inquiry is a "D" and a 16-type record was retrieved, the Case Report Number and the 16-type record will be blanked out and information will be transmitted to the TPD "MEN".

OUTPUT

If no record was found, the message "NO RECORD FOUND KCMOPD COMPUTER CENTER" will be formatted and transmitted to the terminal. If records were retrieved, the message "NAME RECORDS UPDATED FOR ALN/" and the ALERT number will be formatted and transmitted to the terminal.

INDEX NUMBER
RA361



PROGRAMMING DOCUMENTATION

SECTION

TRANSACTION PROCESSING
DESCRIPTIONS

DATE ISSUED

January 16, 1973

DATE REVISED

PROGRAM TITLE: RA37Ø - TPD "JVAE"

DATE OPERATIONAL: January 16, 1973

PURPOSE: To enter Case Analysis record into the ALERT Master file.

PROGRAM NARRATIVE

INPUT

Refer to the User Manual for input to this TPD.


PROCEDURE

The data entered is first edited. If any edit errors have occurred, control is passed to an error output routine. After all edits have been passed, the Life number and ALERT number entered are passed to the TPD "JVE1" to retrieve the Life Number record from the ALERT General Index file. If no Life Number record was found, or multiple Life Number records were found on the ALERT General Index file, control is passed to an error routine. If only one Life Index record was found, the ALERT number is passed to the TPD "JVE2" to look for the last 71-type record used on the ALERT Master file. When control is returned from the TPD "JVE2", the data in the inquiry and the data received from the TPD "JVE2" is formatted and passed to the TPD "MEN" for entry of the data into the ALERT Master file.

OUTPUT

If an error has occurred, the appropriate error message is formatted and transmitted to the terminal. When the record has been added, the message "RECORD ADDED", along with the ALERT number, are formatted and transmitted to the terminal.

INDEX NUMBER
RA37Ø



PROGRAMMING DOCUMENTATION

SECTION

TRANSACTION PROCESSING
DESCRIPTIONS

DATE ISSUED

January 16, 1973

DATE REVISED

PROGRAM TITLE: RA371 - TPD "JVE1"

DATE OPERATIONAL: January 16, 1973

PURPOSE: To retrieve a Life Index record from the ALERT General Index file for the TPD "JVAE".

PROGRAM NARRATIVE

INPUT

The input to this TPD is an ALERT number and a Juvenile Life number.


PROCEDURE

Using the data received, a search key is built to search the ALERT General Index file for one Juvenile Life Number record. If no records were found or more than one record was present, an error switch is set and sent back to the calling TPD. If only one record was found, data within the record will be passed back to the calling TPD.

OUTPUT

There is no output from this TPD.

INDEX NUMBER
RA371



PROGRAMMING DOCUMENTATION

SECTION
TRANSACTION PROCESSING
DESCRIPTIONS

DATE ISSUED
January 16, 1973

DATE REVISED

PROGRAM TITLE: RA372 - TPD "JVE2"

DATE OPERATIONAL: January 16, 1973

PURPOSE: To retrieve a 71-type record from the ALERT Master file for the TPD "JVAE".

PROGRAM NARRATIVE

INPUT

The input to this TPD is an ALERT number.


PROCEDURE

Using the ALERT number received, a search key is built to search the ALERT Master file for one 71-type record. The last 71-type record found will be transmitted back to the calling TPD.

OUTPUT

There is no output from this TPD.

INDEX NUMBER
RA372



PROGRAMMING DOCUMENTATION

SECTION

TRANSACTION PROCESSING
DESCRIPTIONS

DATE ISSUED

January 16, 1973

DATE REVISED

PROGRAM TITLE: RA373 - TPD "JVAU"

DATE OPERATIONAL: January 16, 1973

PURPOSE: To update a Case Load Analysis record on the ALERT Master file.

PROGRAM NARRATIVE

INPUT

Refer to the User Manual for input to this TPD.


PROCEDURE

The data entered is first edited for any errors. If an edit error has occurred, control is passed to an output routine. After all edits have been passed, the Juvenile Life number and ALERT number are passed to the TPD "JVU1" for the retrieval of a Juvenile Life number record from the ALERT General Index file. If no record or multiple records were found by the TPD "JVU1", control will be passed to an error output routine. When only one Juvenile Life number record was retrieved by the TPD "JVU1", the ALERT number is passed to the TPD "JVU2" for the retrieval of the ALERT Master file record to be updated. The data retrieved by the TPD "JVU2" and the data entered is formatted and passed to the TPD "MEN" for the actual update of the record in the ALERT Master file.

OUTPUT

If an error has occurred, the appropriate error message is formatted and transmitted to the terminal. If the record was updated, the message "RECORD UPDATED", along with the ALERT number, will be formatted and transmitted to the terminal.

INDEX NUMBER
RA373



PROGRAMMING DOCUMENTATION

SECTION
TRANSACTION PROCESSING
DESCRIPTIONS

DATE ISSUED
January 16, 1973

DATE REVISED

PROGRAM TITLE: RA374 - TPD "JVU1"

DATE OPERATIONAL: January 16, 1973

PURPOSE: To retrieve a Juvenile Life number record from the ALERT General Index file.

PROGRAM NARRATIVE

INPUT

The input to this TPD is an ALERT number and a Juvenile Life number.


PROCEDURE

Using the ALERT number and Juvenile Life number, a search key is built to search the ALERT General Index file for a Juvenile Life number record. If no record or multiple records were found, an error switch is set and passed back to the calling TPD "JVAU". If only one record was found, the data in the record is passed back to the calling TPD "JVAU".

OUTPUT

There is no output from this TPD.

INDEX NUMBER
RA374



PROGRAMMING DOCUMENTATION

SECTION

TRANSACTION PROCESSING
DESCRIPTIONS

DATE ISSUED

January 16, 1973

DATE REVISED

PROGRAM TITLE: RA375 - TPD "JVU2"

DATE OPERATIONAL: January 16, 1973

PURPOSE: To retrieve a 71-type record from the ALERT Master file
for the TPD "JVAU."

PROGRAM NARRATIVE

INPUT

The input to this TPD is an ALERT number.

PROCEDURE


Using the ALERT number received, a key is built to search the ALERT Master file for the record to be updated by the TPD "JVAU." When the record is found, it is passed back to the calling TPD "JVAU."

OUTPUT

There is no output from this TPD.

INDEX NUMBER

RA375



PROGRAMMING DOCUMENTATION

SECTION

TRANSACTION PROCESSING
DESCRIPTIONS

DATE ISSUED

January 16, 1973

DATE REVISED

PROGRAM TITLE: RA376 - TPD "BSEN"

DATE OPERATIONAL: January 16, 1973

PURPOSE: To enter a Business Name and associate information into the
ALERT files.

PROGRAM NARRATIVE

INPUT

Refer to the User Manual for input to this TPD.


PROCEDURE

The data entered is first edited by the user routine "EDIT." If the data passes all of the edits, the data is formatted and passed to the TPD "BS1" to see if the name is already on file. If the name is already on file, an N9 inquiry is built and passed to the line control program. If the TPD "BS1" passes back an ALERT number, it will be used to build a key to search the ALERT Master file for the next suffixes to be used by the associated data that is to be entered in the ALERT files. All data that is not used by the N9 will be formatted and transmitted to TPD "CREN" for entry into the ALERT files.

OUTPUT

If the data entered was found to be an error, the message "CORRECT FIELDS WITH ASTERISKS" along with a redisplay of the inquiry, will be formatted and transmitted to the terminal. All other output will be done by the TPD "CREN."

INDEX NUMBER
RA376



PROGRAMMING DOCUMENTATION

SECTION

TRANSACTION PROCESSING
DESCRIPTIONS

DATE ISSUED

January 16, 1973

DATE REVISED

PROGRAM TITLE: RA377 - TPD "BS1"

DATE OPERATIONAL: January 16, 1973

PURPOSE: To determine if a Business Name is already on file when the calling TPD is trying to enter a new one.

PROGRAM NARRATIVE

INPUT

Input to the TPD "BS1" is a Business Name.


PROCEDURE

Using the name information entered, a key is built to search the ALERT Name Index file for a record which matches the data entered. If a record is found which matches the data, a switch is set to one to indicate that the record was found and the ALERT number is returned to the calling TPD.

OUTPUT

There is no output from this TPD.

INDEX NUMBER
RA377



PROGRAMMING DOCUMENTATION

SECTION

TRANSACTION PROCESSING
DESCRIPTIONS

DATE ISSUED

January 15, 1973

DATE REVISED

PROGRAM TITLE: RA378 - TPD "V2"

DATE OPERATIONAL: January 16, 1973

PURPOSE: To search for a possible VIN or possible License record when an exact match was not found on a License or VIN search.

PROGRAM NARRATIVE

INPUT

Input to the TPD "V2" is either a VIN or a License number.

PROCEDURE

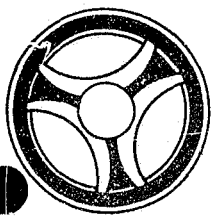
If a VIN is entered, the search key is built with a "G" followed by binary zeros. If a license is entered, the search key is built with a "K" in the first position followed by binary zeros. Using the key built, the ALERT General Index file is searched looking for up to five records which match the conditions set. The user routine, "RA66Ø", will do the actual checking of each record for acceptability.

OUTPUT

If no record is found, the message "NO RECORD FOUND KCMOPD," is formatted and transmitted to the terminal. If any records are found, the message, "NO RECORD FOUND FOR DATA ENTERED FOUND THE FOLLOWING POSSIBLES," is formatted and transmitted to the terminals. Also, each record retrieved will be formatted and transmitted to the terminal.

INDEX NUMBER

RA378



PROGRAMMING DOCUMENTATION

SECTION

ON-LINE SUBROUTINE

DATE ISSUED

January 16, 1973

DATE REVISED

PROGRAM TITLE: RA601 - ADDSUM

DATE OPERATIONAL: January 16, 1973


PURPOSE: To add a number of days to a Julian date and return a valid Julian date.

PROGRAM NARRATIVE

PROCEDURE

The calling program passes a Julian date and the number of days to be added to the Julian date. A program adds the two numbers together. It then checks and sees if the date portion of the Julian date is greater than 365 or 366. If the date is greater than 365 or 366, a "1" is added to the year and 365 or 366 is subtracted from the day. The result is then passed back to the calling program.

INDEX NUMBER
RA601



PROGRAMMING DOCUMENTATION

SECTION

ON-LINE SUBROUTINES

DATE ISSUED

January 16, 1973

DATE REVISED

PROGRAM TITLE: RA6Ø3 - Clear SAVEREC

DATE OPERATIONAL: January 16, 1973


PURPOSE: To clear an area of SAVEREC to blanks.

PROGRAM NARRATIVE

PROCEDURE

By use of Register notation, SAVEREC is cleared to blanks starting with the 41st position and ending with the 700th position.

INDEX NUMBER
RA6Ø3



PROGRAMMING DOCUMENTATION

SECTION
ON-LINE SUBROUTINE

DATE ISSUED
January 16, 1973

DATE REVISED

PROGRAM TITLE: RA604 - CNSTRK

DATE OPERATIONAL: January 16, 1973


PURPOSE: To set Registers for subroutine CNSUS.

PROGRAM NARRATIVE

PROCEDURE

By use of Register notation and displacement, Register 6 is set to point to an area used by the calling program. Control is then passed to the subroutine CNSUS. Upon return from the subroutine, control is returned to the calling program.

INDEX NUMBER
RA604



PROGRAMMING DOCUMENTATION

SECTION
ON-LINE SUBROUTINE

DATE ISSUED

DATE REVISED

January 16, 1973

PROGRAM TITLE: RA605 - CNSUS

DATE OPERATIONAL: January 16, 1973

PURPOSE: To retrieve CNSUS track and block data from the CNSUS file.


PROGRAM NARRATIVE

PROCEDURE

Using the data pointed to by Register 6, a search argument is built to search the ALERT CNSUS file for a record which matches the data entered. If a record is found, the CNSUS track and block is moved into the area pointed to by Register 6. If no record was found, the field will be set to zeroes. At the end, control is returned to the calling program.

INDEX NUMBER

RA605



PROGRAMMING DOCUMENTATION

SECTION

ON-LINE SUBROUTINE

DATE ISSUED

January 16, 1973

DATE REVISED

PROGRAM TITLE: RA606 - CNTRK

DATE OPERATIONAL: January 16, 1973


PURPOSE: To act as a control between the calling program and the subrou-
tine CNSUS.

PROGRAM NARRATIVE

PROCEDURE

Using the Register notation and displacement, Register 6 is set to point to an area used by the calling program. Control is then passed to the subroutine CNSUS. Upon return from the subroutine, CNSUS control is returned to the calling program.

INDEX NUMBER
RA606



PROGRAMMING DOCUMENTATION

SECTION

ON-LINE SUBROUTINE

DATE ISSUED

January 16, 1973

DATE REVISED

PROGRAM TITLE: RA607 - CONVER

DATE OPERATIONAL: January 16, 1973

PURPOSE: To convert a Gregorian date to a Julian date or a Julian date to a Gregorian date.

PROGRAM NARRATIVE


INPUT

Input to this program will be either a Gregorian or Julian date.

PROCEDURE

If the Gregorian date is not blank, it will be converted to a Julian date and placed in the Julian date field and returned to the calling program. If the Gregorian date is blank and the Julian date is not blank, the Julian date will be converted to a Gregorian date and placed in the Gregorian date field and returned to the calling program. If both the Gregorian date and Julian date are blank, control is immediately returned to the calling program.

INDEX NUMBER
RA607



PROGRAMMING DOCUMENTATION

SECTION

ON-LINE SUBROUTINE

DATE ISSUED

January 16, 1973

DATE REVISED

PROGRAM TITLE: RA608 - CONVERT

DATE OPERATIONAL: January 16, 1973

PURPOSE: To convert a Gregorian date to a Julian date.

PROGRAM NARRATIVE

INPUT


Input is a Gregorian date.

PROCEDURE

The Gregorian date received will be converted to a Julian date and passed back to the calling program.

INDEX NUMBER

RA608



PROGRAMMING DOCUMENTATION

SECTION

ON-LINE SUBROUTINE

DATE ISSUED

January 16, 1973

DATE REVISED

PROGRAM TITLE: RA609 - CONVRT

DATE OPERATIONAL: January 16, 1973


PURPOSE: To convert a Gregorian date to a Julian date or a Julian date to a Gregorian date.

PROGRAM NARRATIVE

This subroutine is the same as RA607, except how the data is addressed. Refer to the writeup on RA607 for further information.

INDEX NUMBER

RA609



PROGRAMMING DOCUMENTATION

SECTION

ON-LINE SUBROUTINE

DATE ISSUED

January 16, 1973

DATE REVISED

PROGRAM TITLE: RA61Ø - CRIMTEL

DATE OPERATIONAL: January 16, 1973

PURPOSE: To convert a Criminal type code to a constant.


PROGRAM NARRATIVE

PROCEDURE

Using the code received from the calling program, the program will convert the code to a constant or constants. The constants are "SUICIDAL," "ARMED," "DANGEROUS," "MENTAL" and "RESIST ARREST." Any of the constants or combination of the constants can be used. The constants that the code was converted to will be passed back to the calling program.

INDEX NUMBER

RA61Ø



PROGRAMMING DOCUMENTATION

SECTION

ON-LINE SUBROUTINE

DATE ISSUED

DATE REVISED

January 16, 1973

PROGRAM TITLE: RA611 - EDIT

DATE OPERATIONAL: January 16, 1973

PURPOSE: To set Registers for subroutine SDEDITS.


PROGRAM NARRATIVE

PROCEDURE

The use of Register notation and displacement and the address of the data to be used by the subroutine SDEDITS is placed in Register 2. Control is then passed to the subroutine SDEDITS. Upon return from the subroutine, control is returned to the calling program.

INDEX NUMBER

RA611



PROGRAMMING DOCUMENTATION

SECTION

ON-LINE SUBROUTINES

DATE ISSUED

January 16, 1973

DATE REVISED

PROGRAM TITLE: RA612 - EXPYR

DATE OPERATIONAL: January 16, 1973

PURPOSE: To convert a one-digit year to a two-digit year.


PROGRAM NARRATIVE

PROCEDURE

The program receives the last digit of the year and puts the third digit of the year in front of it. If the digit to be expanded is a "9" and the last digit of a current year is a "0," a "1" is subtracted from the third digit of the current year and the result is used to be placed in front of the year to be expanded. If the digit to be expanded is a "0" and the last digit of the current year is a "9," a "1" is added to the third digit of the current year and the result is placed in front of the digit to be expanded. If neither of the preceding conditions are met, the third digit of the current year is placed in front of the digit to be expanded.

INDEX NUMBER

RA612



PROGRAMMING DOCUMENTATION

SECTION

ON-LINE SUBROUTINE

DATE ISSUED

DATE REVISED

January 16, 1973

PROGRAM TITLE: RA613 - FRMTAM

DATE OPERATIONAL: January 16, 1973

PURPOSE: To format data in a record for the TPD "AM."


PROGRAM NARRATIVE

PROCEDURE

Upon entry into the program, Register 1 is loaded with the address of the record to be formatted and Register 2 is loaded with the address of the area where the data will be formatted to. Depending upon the type of record received, control will be passed to the appropriate routine for the formatting of the record.

INDEX NUMBER

RA613



PROGRAMMING DOCUMENTATION

SECTION

ON-LINE SUBROUTINE

DATE ISSUED

January 16, 1973

DATE REVISED

PROGRAM TITLE: RA614 - GETAM

DATE OPERATIONAL: January 16, 1973

PURPOSE: To indicate that a record in the ALERT Master file is to be retrieved by the TPD "AM."


PROGRAM NARRATIVE

PROCEDURE

This program will set a truth bit to one if a record is to be accepted. If a record is not to be accepted, the truth bit will be set to zero. The type of records retrieved will depend upon the Terminal ID, Inquiry Code, and Record Type.

INDEX NUMBER

RA614



PROGRAMMING DOCUMENTATION

SECTION

ON-LINE SUBROUTINES

DATE ISSUED

January 16, 1973

DATE REVISED

PROGRAM TITLE: RA615 - HEXDECTR


DATE OPERATIONAL: January 16, 1973

PURPOSE: To convert character representation to HEX representation.

PROGRAM NARRATIVE

PROCEDURE

The program takes the data received from the calling program and converts it from character representation to HEX representation by use of a table.



PROGRAMMING DOCUMENTATION

SECTION

ON-LINE SUBROUTINE

DATE ISSUED

January 16, 1973

DATE REVISED

PROGRAM TITLE: RA616 - HDRERR


DATE OPERATIONAL: January 16, 1973

PURPOSE: To insert in the Log Header in the last two positions of the Inquiry Code a constant of "ER."

PROGRAM NARRATIVE

PROCEDURE

The address of the Log Header is obtained and the constant "ER" is moved to the last position of the Inquiry Code in the Log Header.



PROGRAMMING DOCUMENTATION

SECTION
ON-LINE SUBROUTINE

DATE ISSUED
January 16, 1973

DATE REVISED

PROGRAM TITLE: RA617 - HRRAD#

DATE OPERATIONAL: January 16, 1973


PURPOSE: To place a Radio number in the Log Header.

PROGRAM NARRATIVE

PROCEDURE

The address of the Log Header and the address of the ninth position of the inquiry is obtained and the Radio number is moved into the Log Header. If the Radio number is less than four positions, it will be right justified. This program can be entered by using "HRRAD#" or "FRRAD#" in the calling TPD.

INDEX NUMBER
RA617



PROGRAMMING DOCUMENTATION

SECTION

ON-LINE SUBROUTINE

DATE ISSUED

January 16, 1973

DATE REVISED

PROGRAM TITLE: RA618 -- INVERT

DATE OPERATIONAL: January 16, 1973


PURPOSE: To invert the data in a seven-character field.

PROGRAM NARRATIVE

PROCEDURE

The data received by this program is inverted so that the first position becomes the seventh and the seventh position becomes the first and so on. The inverted data is passed back to the calling program one character at a time starting in the seventh field position and working to the left yielding the inverted number in the same field.

INDEX NUMBER
RA618



PROGRAMMING DOCUMENTATION

SECTION
ON-LINE SUBROUTINE

DATE ISSUED
January 16, 1973

DATE REVISED

PROGRAM TITLE: RA619 - JULDAT

DATE OPERATIONAL: January 16, 1973


PURPOSE: To obtain a Julian date.

PROGRAM NARRATIVE

PROCEDURE

The Julian date in the supervisor is obtained and passed back to a calling program in packed format in a work area.

INDEX NUMBER
RA619



PROGRAMMING DOCUMENTATION

SECTION
ON-LINE SUBROUTINE

DATE ISSUED

January 16, 1973

DATE REVISED

PROGRAM TITLE: RA620 - Identify Terminal's ORI

DATE OPERATIONAL: January 16, 1973


PURPOSE: To obtain the ORI of the initiating terminal.

PROGRAM NARRATIVE

PROCEDURE

Using the Term ID received from the calling program, a search is made of the table for a match of the Term ID received. If a match is found, the ORI in the table is moved to a work area and a save area. If no match was found, the ORI MOKPD0000 is placed in the work area and the save area. After the ORI is moved, control is passed to the program RA633.

INDEX NUMBER
RA620



PROGRAMMING DOCUMENTATION

SECTION

ON-LINE SUBROUTINES

DATE ISSUED

January 16, 1973

DATE REVISED

PROGRAM TITLE: RA621 - POINTER

DATE OPERATIONAL: January 16, 1973


PURPOSE: To obtain the cylinder and head of a record retrieved.

PROGRAM NARRATIVE

PROCEDURE

The program obtains the address of the DTF and from the DTF finds the data which indicates which cylinder and head the last block of data was retrieved from. The data found is converted to a meaningful decimal representation and returned to the calling program.

INDEX NUMBER
RA621



PROGRAMMING DOCUMENTATION

SECTION

ON-LINE SUBROUTINE

DATE ISSUED

January 16, 1973

DATE REVISED

PROGRAM TITLE: RA622 - RADIO

DATE OPERATIONAL: January 16, 1973

PURPOSE: To validate a Radio number.


PROGRAM NARRATIVE

PROCEDURE

If a Radio number in the ninth position of the inquiry is found to be equal to "TEST" or "NUMERIC," a truth bit is set to one. If the Radio number does not meet the aforementioned conditions, the truth bit will be set to zero. If the Term ID starts with "KCV," Radio numbers which contain a "D" in the first position, followed by any number from 1 to 75 will be accepted.

INDEX NUMBER

RA622



PROGRAMMING DOCUMENTATION

SECTION
ON-LINE SUBROUTINE

DATE ISSUED
January 16, 1973

DATE REVISED

PROGRAM TITLE: RA623 - TRMLIN

DATE OPERATIONAL: January 16, 1973


PURPOSE: To set a flag to indicate the column size of the initiating terminal.

PROGRAM NARRATIVE

PROCEDURE

If a terminal is defined as being 40 characters wide, a switch is set to one and control is returned to the calling program. If a terminal is defined as having 80 columns, the switch is set to two and control is returned to the calling program. If the terminal is not defined as having 40 or 80 columns, the switch will be set to blank and control returned to the calling program. This program can be entered by using "TRMLIN" or "FRMLIN" in the calling TPD.

INDEX NUMBER
RA623



PROGRAMMING DOCUMENTATION

SECTION

ON-LINE SUBROUTINE

DATE ISSUED

January 16, 1973

DATE REVISED

PROGRAM TITLE: RA624 - #NCIC

DATE OPERATIONAL: January 16, 1973


PURPOSE: To pass NCIC or MULES data to line control.

PROGRAM NARRATIVE

PROCEDURE

If the data received from a calling program is a vehicle inquiry or entry, and the License State as well as the ORI start with "MO," the data is then passed to the line control program to be sent to MULES. All other data will be passed to the line control program to be sent to NCIC. If MULES is out of service, any data which was to go to that terminal will be passed to line control for transmission to NCIC. Entry can be made into this program by use of "#NCIC" or "FNCIC" in the calling TPD.

INDEX NUMBER
RA624



PROGRAMMING DOCUMENTATION

SECTION

ON-LINE SUBROUTINES

DATE ISSUED

DATE REVISED

January 16, 1973

PROGRAM TITLE: RA625 - Edit "ACUP"

DATE OPERATIONAL: January 16, 1973

PURPOSE: To edit information entered through the accident update TPD
"ACUP" for valid information.

PROGRAM NARRATIVE

INPUT

Input to this subroutine is the actual inquiry of TPD "ACUP."


PROCEDURE

By use of register notation and displacement, the various fields of information are checked to insure that all required fields are present and all information entered is correct and valid. If any errors are found to be present, asterisks are moved to that area of inquiry and a switch is set. Refer to the User Manual to determine what information is valid for entry and which fields of information are required entry.

OUTPUT

There is no output from this subroutine.

INDEX NUMBER
RA625



PROGRAMMING DOCUMENTATION

SECTION

ON-LINE SUBROUTINES

DATE ISSUED

January 16, 1973

DATE REVISED

PROGRAM TITLE: RA626 - VLDCTDT

DATE OPERATIONAL: January 16, 1973

PURPOSE: To validate a court date.


PROGRAM NARRATIVE

PROCEDURE

This program takes the date received and checks to see if it is a Holiday, Saturday, or Sunday. If it is one of these, the date will be converted to the first date after the weekend or Holiday. The data is then returned to the calling program.

INDEX NUMBER

RA626



PROGRAMMING DOCUMENTATION

SECTION

ON-LINE SUBROUTINE

DATE ISSUED

DATE REVISED

January 16, 1973

PROGRAM TITLE: RA633 - Restructure ORI Code

DATE OPERATIONAL: January 16, 1973

PURPOSE: To obtain a seven-character representation of a nine-character ORI.


PROGRAM NARRATIVE

PROCEDURE

The first two bits of each character are dropped. The last six bits of each character are used to create a seven-character representation of the ORI. The converted data is moved to the same location as the data received. Control is returned to the calling program.

INDEX NUMBER

RA633



PROGRAMMING DOCUMENTATION

SECTION

ON-LINE SUBROUTINE

DATE ISSUED

January 16, 1973

DATE REVISED

PROGRAM TITLE: RA634 - Unstructure ORI Code

DATE OPERATIONAL: January 16, 1973

PURPOSE: To convert a seven-character ORI representation to a nine-character ORI.


PROGRAM NARRATIVE

PROCEDURE

Each six bits of the data received will be expanded by preceding them with two bits of ones. The expanded data will be moved to the field containing the data to be expanded. Control will be returned to the calling program.

INDEX NUMBER

RA634



PROGRAMMING DOCUMENTATION

SECTION

ON-LINE SUBROUTINES

DATE ISSUED

January 16, 1973

DATE REVISED

PROGRAM TITLE: RA636 - BLDSTEN

DATE OPERATIONAL: January 16, 1973


PURPOSE: To build an STEN inquiry and pass it to the line control program.

PROGRAM NARRATIVE

PROCEDURE

Using the data received from the calling program, an STEN inquiry is built and passed to the line control program by use of a reserve routine. Upon successful completion control is returned to the calling program.

INDEX NUMBER
RA636



PROGRAMMING DOCUMENTATION

SECTION

ON-LINE SUBROUTINES

DATE ISSUED

DATE REVISED

January 16, 1973

PROGRAM TITLE: RA637 - BLDTTEN

DATE OPERATIONAL: January 16, 1973

PURPOSE: To build a TTEN inquiry and pass it to the line control program.


PROGRAM NARRATIVE

PROCEDURE

Using the data received from the calling program, a TTEN inquiry is built and passed to the line control program by use of the reserved routine. Upon successful completion, control is returned to the calling program.

INDEX NUMBER

RA637



PROGRAMMING DOCUMENTATION

SECTION

ON-LINE SUBROUTINE

DATE ISSUED

DATE REVISED

January 16, 1973

PROGRAM TITLE: RA642 - Build Key "GCAN"

DATE OPERATIONAL: January 16, 1973

PURPOSE: To build a search key for the TPD "GCAN".


PROGRAM NARRATIVE

PROCEDURE

Using the data passed to it, this program will build a search key to be used by the TPD "GCAN" to search the ALERT General Index File for a record which matches the key built. Control is returned to the TPD "GCAN".

INDEX NUMBER

RA642



PROGRAMMING DOCUMENTATION

SECTION

ON-LINE SUBROUTINES

DATE ISSUED

January 16, 1973

DATE REVISED

PROGRAM TITLE: RA644 - Build "AMPK"

DATE OPERATIONAL: January 16, 1973


PURPOSE: To build an AMPK then an N9PK inquiry and pass them to the line control program.

PROGRAM NARRATIVE

PROCEDURE

Using the data received from a calling program, an AMPK inquiry is built and passed to the line control program by use of the reserve routine. Upon completion of the passing of the AMPK inquiry, an N9PK inquiry is built and passed to the line control program by use of the reserve routine. Upon successful completion, control is returned to the calling program.

INDEX NUMBER
RA644



PROGRAMMING DOCUMENTATION

SECTION

ON-LINE SUBROUTINES

DATE ISSUED

January 16, 1973

DATE REVISED

PROGRAM TITLE: RA645 - Edit "PKNM"

DATE OPERATIONAL: January 16, 1973

PURPOSE: To edit information entered through the Parking Ticket Name entry TPD "PKNM" for valid information.

PROGRAM NARRATIVE

INPUT

Input to this subroutine is the actual inquiry of TPD "PKNM."


PROCEDURE

By use of registered notation and displacement, the various fields of information are checked to insure that all required fields are present and all information entered is correct and valid by reformatting the "PKNM" inquiry into the TPD "STEN" format and subroutine "SDEDITS" actually performs the edits. If any errors are found to be present, asterisks are moved to that area of inquiry and a switch is set. Refer to the User Manual to determine what information is valid for entry and which fields of information are required entry.

OUTPUT

There is no output for this subroutine.

INDEX NUMBER
RA645



PROGRAMMING DOCUMENTATION

SECTION

ON-LINE SUBROUTINE

DATE ISSUED

January 16, 1973

DATE REVISED

PROGRAM TITLE: RA654 - Validate "AM"

DATE OPERATIONAL: January 16, 1973

PURPOSE: To validate a record as being acceptable for retrieval by the TPD "AM".


PROGRAM NARRATIVE

PROCEDURE

This program will set a truth bit to one if the record being checked is valid for retrieval by a mobile terminal. If the record is not to be retrieved by a mobile terminal, the truth bit will be set to zero. Control is returned to the TPD "AM".

INDEX NUMBER

RA654



PROGRAMMING DOCUMENTATION

SECTION

ON-LINE SUBROUTINE

DATE ISSUED

DATE REVISED

January 16, 1973

PROGRAM TITLE: RA655 - Format "AM"

DATE OPERATIONAL: January 16, 1973

PURPOSE: To format record retrieved by the TPD "AM" when the initiating terminal is a mobile terminal.


PROGRAM NARRATIVE

PROCEDURE

The data in a record retrieved by the TPD "AM" is formatted and moved into a work area used by the TPD "AM". The way a record is formatted is dependent upon the type of record retrieved. This routine is only used when the initiating terminal is a mobile terminal.

INDEX NUMBER

RA655



PROGRAMMING DOCUMENTATION

SECTION

ON-LINE SUBROUTINES

DATE ISSUED

January 16, 1973

DATE REVISED

PROGRAM TITLE: RA656 - Obtain Seven-Character ORI

DATE OPERATIONAL: January 16, 1973


PURPOSE: To obtain a seven-character representation of a nine-character ORI.

PROGRAM NARRATIVE

PROCEDURE

The procedure for this program is the same as the program RA633, except that the calling program is a COBOL program.

INDEX NUMBER
RA656



PROGRAMMING DOCUMENTATION

SECTION

ON-LINE SUBROUTINES

DATE ISSUED

January 16, 1973

DATE REVISED

PROGRAM TITLE: RA657 - Obtain Nine-Character ORI

DATE OPERATIONAL: January 16, 1973

PURPOSE: To convert a seven-character ORI representation to a nine-character ORI.

PROGRAM NARRATIVE

PROCEDURE

The procedure for this program is the same as Program RA634, except the calling program is a COBOL program.

INDEX NUMBER
RA657



PROGRAMMING DOCUMENTATION

SECTION

ON-LINE SUBROUTINES

DATE ISSUED

January 16, 1973

DATE REVISED

PROGRAM TITLE: RA658 - BLDC4

DATE OPERATIONAL: January 16, 1973


PURPOSE: To build a C4 inquiry and pass it to the line control program.

PROGRAM NARRATIVE

PROCEDURE

Using the data received from the calling program, a C4 inquiry is built and passed to the line control program by use of the reserved routine. Upon successful completion control is returned to the calling program.

INC. X NUMBER
RA658



PROGRAMMING DOCUMENTATION

SECTION

ON-LINE SUBROUTINE

DATE ISSUED

DATE REVISED

January 16, 1973

PROGRAM TITLE: RA66Ø - VINCOM

DATE OPERATIONAL: January 16, 1973

PURPOSE: To compare two VINs for a possible match.


PROGRAM NARRATIVE

PROCEDURE

This program takes a VIN in a record and a VIN in an inquiry and checks them one against the other for possible insertion, deletion, transposition, or substitution of characters. If the criteria is met by the two VINs, a switch is set to indicate that VIN in the record is a possible match of the VIN entered.

INDEX NUMBER

RA66Ø



PROGRAMMING DOCUMENTATION

SECTION

ON-LINE SUBROUTINES

DATE ISSUED

January 16, 1973

DATE REVISED

PROGRAM TITLE: RA702 - SDEDITS

DATE OPERATIONAL: January 16, 1973

PURPOSE: To edit the data being entered into the ALERT files.

PROGRAM NARRATIVE

INPUT

The input to this routine will come from either a TPD or a mask entry.


PROCEDURE

If the data received indicates that primary edits have been done, control will be passed to secondary edits. If no primary edits have been done, control is passed to the primary edits. The primary and secondary edits done depend upon the inquiry or mask entered by the user. If a field of data is found to be invalid, asterisks are moved to that field and an error switch is set to one. The error switch set will depend on whether it is a secondary or primary edit. All primary edits are of fields which will affect a record key in the ALERT files. Secondary edits are of fields which will not affect record keys of the ALERT files.

OUTPUT

The data received is returned to the calling program with the fields in error replaced with asterisks and the error switches set to indicate if an error has or has not occurred.

INDEX NUMBER
RA702



PROGRAMMING DOCUMENTATION

SECTION

TRANSACTION PROCESSING
DESCRIPTIONS

DATE ISSUED

January 16, 1973

DATE REVISED

PROGRAM TITLE: J2500 - TPD "AEST"

DATE OPERATIONAL: January 16, 1973

PURPOSE: To enter the initial appeals information.

PROGRAM NARRATIVE

INPUT

Refer to the User Manual for input to the TPD "AEST".

PROCEDURE


The data entered is first verified by the user routine "AEDITS" for errors. If any errors have occurred, control is passed to an output procedure. Using the circuit court case number, a key is formatted and passed to the TPD "GGEN" to read the "FC" type index records to insure that this case number is not already on file. The traffic ticket number or the general ordinance number, whichever is being appealed, is used to build a key to be passed to the TPD "GGEN" to obtain the ALERT number under which this appeal information is being entered. The ALERT number retrieved is then passed to the TPD "GMAS" to retrieve the last used cycle number for this ALERT number. If no cycle number was found, it is set to 00, otherwise one is added to the cycle number return from "GMAS" to set the cycle number to be used by this appeal information. The appeals statistical record and a docket index record, type "FD", is formatted and transferred to the TPD "MEN" for entry into the ALERT files. A bond record is then formatted and again passed to the TPD "MEN" for entry into the ALERT Master file. A dummy disposition record is formatted, and a case index record, type "FC", and passed to the TPD "MEN" for entry into the ALERT Master file. The data entered and the control switches, which are used by this TPD to pass the conditions found while processing, are transferred to the TPD "AFMT" which does the formatting of output.

OUTPUT

There is no output from this TPD.

INDEX NUMBER

J2500



PROGRAMMING DOCUMENTATION

SECTION

TRANSACTION PROCESSING
DESCRIPTIONS

DATE ISSUED

January 16, 1973

DATE REVISED

PROGRAM TITLE: J25Ø1 - TPD "AFMT"

DATE OPERATIONAL: January 16, 1973

PURPOSE: To provide standard output formatting for the appeals TPD's.

PROGRAM NARRATIVE

INPUT

The input to the TPD "AFMT" is the data entered and the control switches from the calling TPD.

PROCEDURE


Using the control switches, "AFMT" determines the appropriate message to be formatted. If the message was an error message, the data entered through the calling TPD will also be formatted. If the transaction was completed, the ALERT number and case number are formatted.

OUTPUT

If there was a data error, one of the messages "CORRECT FIELDS WITH ASTERISKS" or "RELATIONAL FIELD ERROR" is formatted and transmitted to the terminal. If an error occurred while processing the records, the appropriate error message is formatted. If the transaction was successfully completed, one of the messages "RECORD ADDED", "RECORD UPDATED", or "RECORD CANCELLED", depending on the type of transaction, is formatted. All formatted data is then transmitted to the terminal.

INDEX NUMBER

J25Ø1



PROGRAMMING DOCUMENTATION

SECTION
TRANSACTION PROCESSING
DESCRIPTIONS

DATE ISSUED
January 16, 1973

DATE REVISED

PROGRAM TITLE: J2502 - TPD "AEDP"

DATE OPERATIONAL: January 16, 1973

PURPOSE: To enter case and bond disposition information into the appeal system.

PROGRAM NARRATIVE

INPUT

Refer to the User Manual for input to the TPD "AEDP".


PROCEDURE


The data entered is first verified by the user routine "AEDITS" for errors. If any errors have occurred, control is passed to an output procedure. Using the circuit court case number, a key is formatted and passed to the TPD "GGEN" to read the court case number index record, type "FC", to obtain the ALERT number and cycle number for the case to where this disposition information is being entered. The ALERT Master file is read using the ALERT number returned from the TPD "GGEN" to retrieve the appeal statistical, bond, and disposition records. The statistical record is marked to indicate a disposition posted, the bond record is updated with the bond disposition information, and the disposition record is updated with the case disposition information. Each record after being updated is passed to the TPD "MEN" for entry into the ALERT Master file. The data entered and the control switches, which are used by this TPD, are transferred to the TPD "AFMT" which does the formatting of output.

OUTPUT

There is no output from this TPD.

INDEX NUMBER
J2502





PROGRAMMING DOCUMENTATION

SECTION
TRANSACTION PROCESSING
DESCRIPTIONS

DATE ISSUED

January 16, 1973

DATE REVISED

PROGRAM TITLE: J2503 - TPD "AEDA"

DATE OPERATIONAL: January 16, 1973

PURPOSE: To enter defense attorney information into the appeals system.

PROGRAM NARRATIVE

INPUT

Refer to the User Manual for input to the TPD "AEDA".

PROCEDURE


The data entered is first verified by the user routine "AEDITS" for errors. If any errors have occurred, control is passed to an output procedure. Using the circuit court case number, a key is formatted and passed to the TPD "GGEN" to read the court case number index record, type "FC", to obtain the ALERT number and cycle number to which this defense attorney record is to be added. The ALERT Master file is read to insure that no disposition has been posted or that no attorney record is already on file; if one of these conditions is found, a switch is set to reflect the error. A defense attorney record is formatted and passed to the TPD "MEN" for entry into the ALERT Master file. The data entered and the control switches used by this TPD are passed to the TPD "AFMT" which does the formatting of output.

OUTPUT

There is no output from this TPD.

INDEX NUMBER
J2503





SECTION
TRANSACTION PROCESSING
DESCRIPTIONS

PROGRAMMING DOCUMENTATIONS

DATE ISSUED
January 16, 1973

DATE REVISED

PROGRAM TITLE: J2504 - TPD "AEWT"

DATE OPERATIONAL: January 16, 1973

PURPOSE: To enter the Prosecutor's system witness information records
into the ALERT Master file.

PROGRAM NARRATIVE

INPUT

Refer to the User Manual for input to the TPD "AEWT".


PROCEDURE

The data entered is first verified for data errors by use of the sub-routine "AEDITS". If any errors have occurred, control is passed to an output routine. TPD "GGEN" is used to obtain the ALERT number from the General Index file. The exact key returned from TPD "GGEN" is used to read the ALERT Master file to determine if a disposition has been posted. If a disposition has been posted, an error switch is set and control is passed to an output routine. If no disposition was posted, TPD "GMAS" is used to obtain the next available sequence number for the Master key. The Prosecutor witness name and address information records are added by formatting the information entered and transferring control to TPD "MEN".

OUTPUT

All output from this TPD is formatted by the setting of switches and transferring control to TPD "AFMT".


INDEX NUMBER
J2504



CONTINUED

3 OF 5





PROGRAMMING DOCUMENTATION

SECTION

TRANSACTION PROCESSING
DESCRIPTIONS

DATE ISSUED

January 16, 1973

DATE REVISED

PROGRAM TITLE: J2505 - TPD "AERK"

DATE OPERATIONAL: January 16, 1973

PURPOSE: To enter remarks into the appeals system.

PROGRAM NARRATIVE

INPUT

Refer to the User Manual for input to the TPD "AERK".

PROCEDURE

The data entered is first verified by the user routine "AEDITS" for errors. If any errors have occurred, control is passed to an output procedure. Using the circuit court case number, a key is formatted and passed to the TPD "GGEN" to read the case number index record, type "FC", to obtain the ALERT number and cycle number to which this remark is to be entered. The ALERT Master File is read to determine whether a disposition has been posted or not; this is used to determine where the remark is to be entered. If a disposition has not been posted, the sequence number of the remark will precede the disposition record, if a disposition has been posted, the sequence number for the remark record will follow the disposition record. The remark record is formatted from the data entered and passed to the TPD "MEN" for entry into the ALERT Master File. The data entered and the control switches used by this TPD are passed to the TPD "AFMT" which does the formatting of output.

OUTPUT

There is no output from this TPD.

INDEX NUMBER

J2505

CRT ENTRY EXAMPLE FOR: INQUIRY UPDATE

NAME: ENTRY OF REMARKS INFORMATION

SYSTEM: APPEALS

ENTER CALL CODE: AMSK/AERK

DISPLAY MASK: AERK

AMSK.8868.AERK

çAERK.8868CCNO:

RCD: RMK:

DTR:


: !

ENTER ▶

DISPLAY ▶

INDEX NUMBER
J2505-02





PROGRAMMING DOCUMENTATION

SECTION

TRANSACTION PROCESSING
DESCRIPTIONS

DATE ISSUED

January 16, 1973

DATE REVISED

PROGRAM TITLE: J2506 - TPD "AECO"

DATE OPERATIONAL: January 16, 1973

PURPOSE: To enter continuance information into the appeals system.

PROGRAM NARRATIVE

INPUT

Refer to the User Manual for input to the TPD "AECO".

PROCEDURE


The data entered is first verified by the user routine "AEDITS" for errors. If any errors have occurred, control is passed to an output procedure. Using the circuit court case number, a key is formatted and passed to the TPD "GGEN" to read the court case number index, type "FC", to obtain the ALERT number and cycle number to which this continuance information is being entered. The ALERT Master file is read to insure that no disposition has been posted and to retrieve the statistical record. If a disposition has been posted, a switch is set to reflect this condition, and control is passed to the TPD "AFMT". The continuance count in the statistical record is updated, and the previous court index record, type "FC", is formatted for deletion. Both records are transferred to the TPD "MEN" for entry into the ALERT files. A continuance record and a court index, type "FD", are formatted and transferred to the TPD "MEN" for entry into the ALERT files. The data entered and the control switches used by this TPD are passed to the TPD "AFMT" which does the formatting of output.

OUTPUT

There is no output from this TPD.

INDEX NUMBER
J2506





PROGRAMMING DOCUMENTATION

SECTION

TRANSACTION PROCESSING
DESCRIPTIONS

DATE ISSUED

January 16, 1973

DATE REVISED

PROGRAM TITLE: J2507 - TPD "AUST"

DATE OPERATIONAL: January 15, 1973

PURPOSE: To modify the initial appeals entry.

PROGRAM NARRATIVE

INPUT

Refer to the User Manual for the input to the TPD "AUST".

PROCEDURE


The data entered is first verified by the user routine "AEDITS" for errors. If any errors have occurred, control is passed to an output procedure. Using the circuit court case number, a key is formatted and passed to the TPD "GGEN" to read the court case number index record, type "FC", to obtain the ALERT number and cycle number that is being updated. The ALERT Master file is read to obtain the statistical bond and disposition records. If a disposition has been posted, the update is not performed and control is passed to an output procedure. The records are updated with the information entered and passed to the TPD "MEN" for entry into the ALERT Master file. The data entered in the control switches used by this TPD are passed to the TPD "AFMT" which does the formatting of output.


OUTPUT

There is no output from this TPD.

INDEX NUMBER

J2507





PROGRAMMING DOCUMENTATION

SECTION

TRANSACTION PROCESSING
DESCRIPTIONS

DATE ISSUED

DATE REVISED

January 16, 1973

PROGRAM TITLE: J2508 - TPD "AUDP"

DATE OPERATIONAL: January 16, 1973

PURPOSE: To modify or cancel disposition information in the appeals system.

PROGRAM NARRATIVE

INPUT

Refer to the User Manual for input to the TPD "AUDP".

PROCEDURE


The data entered is first verified by the user routine "AEDITS" for errors. If any errors have occurred, control is passed to an output procedure. Using the circuit court case number, a key is formatted and passed to the TPD "GGEN" to read the court case number index record, type "FC", to obtain the ALERT number and cycle number of the disposition record being modified. The ALERT Master File is read to retrieve the statistical, bond, and disposition records. If no disposition has been posted, a switch is set and control is passed to an output procedure, otherwise the records are updated with the information entered and passed to the TPD "MEN" for entry into the ALERT Master Files. The data entered and the control switches used by this TPD are passed to the TPD "AFMT" which does the formatting of output.


OUTPUT

There is no output from this TPD.

INDEX NUMBER

J2508





PROGRAMMING DOCUMENTATION

SECTION

TRANSACTION PROCESSING
DESCRIPTIONS

DATE ISSUED

January 16, 1973

DATE REVISED

PROGRAM TITLE: J2509 - TPD "AUDA"

DATE OPERATIONAL: January 16, 1973

PURPOSE: To modify or cancel defense attorney information in the appeals system.

PROGRAM NARRATIVE

INPUT

Refer to the User Manual for input to the TPD "AUDA".

PROCEDURE

The data entered is first verified by the user routine "AEDITS" for errors. If any errors have occurred, control is passed to an output procedure. Using the circuit court case number, a key is formatted and passed to the TPD "GGEN" to read the court case number index record, type "FC", to obtain the ALERT number and cycle number of the defense attorney record that is being modified. The ALERT Master file is read to retrieve the defense attorney record. If a disposition has been entered, the record cannot be modified, a switch is set and control is passed to an output procedure. The record is updated with the information entered and passed to the TPD "MEN" for entry into the ALERT Master file. The data entered and the control switches used by this TPD are passed to the TPD "AFMT" which does the formatting of output.


OUTPUT

There is no output from this TPD.

INDEX NUMBER

J2509





PROGRAMMING DOCUMENTATION

SECTION

TRANSACTION PROCESSING
DESCRIPTIONS

DATE ISSUED

January 16, 1973

DATE REVISED

PROGRAM TITLE: J251Ø - TPD "AUWT"

DATE OPERATIONAL: January 16, 1973

PURPOSE: To modify or cancel witness records in the appeals system.

PROGRAM NARRATIVE

INPUT

Refer to the User Manual for input to the TPD "AUWT".


PROCEDURE


The date entered is first verified by the user routine, "AEDITS" for errors. If any errors have occurred, control is passed to an output procedure. Using the current court case number, a key is formatted and passed to the TPD "GGEN" to read the court case number index record, type "FC", to obtain the ALERT number and cycle number for the witness records being updated. The ALERT Master File is read to retrieve the witness records being updated. If a disposition has been entered, a switch is set and control is passed to an output procedure. The witness records are updated with the information entered and passed to the TPD "MEN" for entry into the ALERT Master Files. The data entered and the control switches used by this TPD are passed to the TPD "AFMT" which does the formatting of output.

OUTPUT

There is no output from this TPD.

INDEX NUMBER
J251Ø





PROGRAMMING DOCUMENTATION

SECTION

TRANSACTION PROCESSING
DESCRIPTIONS

DATE ISSUED

January 16, 1973

DATE REVISED

PROGRAM TITLE: J2511 - TPD "ACRK"

DATE OPERATIONAL: January 16, 1973

PURPOSE: To cancel remark records in the appeals system.

PROGRAM NARRATIVE

INPUT

Refer to the User Manual for input to the TPD "ACRK".

PROCEDURE


The data entered is first verified by the user routine "AEDITS" for errors. If any errors have occurred, control is passed to an output procedure. Using the circuit court case number, a key is formatted and passed to the TPD "GGEN" to read the court case number index record, type "FC", to obtain the ALERT number and cycle number of the remark record to be cancelled. The ALERT Master File is read to retrieve the remark record that is to be cancelled. The record is marked for deletion and passed to the TPD "MEN" for deletion from the ALERT Master File. The data entered and the control switches used by this TPD are passed to the TPD "AFMT" which does the formatting of output.

OUTPUT

There is no output from this TPD.

INDEX NUMBER

J2511



PROGRAMMING DOCUMENTATION

SECTION
TRANSACTION PROCESSING
DESCRIPTIONS

DATE ISSUED
January 16, 1973

DATE REVISED

PROGRAM TITLE: J2512 - TPD "ACST"

DATE OPERATIONAL: January 16, 1973

PURPOSE: To delete all appeal information entered on a circuit court case number.

PROGRAM NARRATIVE

INPUT

Refer to the User Manual for input to the TPD "ACST".

PROCEDURE


The data entered is first verified by the user routine "AEDITS" for errors. If any errors have occurred, control is passed to an output procedure. Using the circuit court case number, a key is formatted and passed to the TPD "GGEN" to read the court case number index record, type "FC", to obtain the ALERT number and cycle number of the appeal information that is to be canceled. The ALERT Master file is read to retrieve all appeal records for the circuit court case number entered. Each record and any associated indices are marked for deletion and passed to the TPD "MEN" for deletion from the ALERT files. The data entered and the control switches used by this TPD are passed to the TPD "AFMT" which does the formatting of the output.

OUTPUT

There is no output from this TPD.

INDEX NUMBER
J2512





PROGRAMMING DOCUMENTATION

SECTION

TRANSACTION PROCESSING
DESCRIPTIONS

DATE ISSUED

January 16, 1973

DATE REVISED

PROGRAM TITLE: J2513 - TPD "ACCO"

DATE OPERATIONAL: January 16, 1973

PURPOSE: To cancel continuance information in the appeals system.

PROGRAM NARRATIVE

INPUT

Refer to the User Manual for input to the TPD "ACCO".

PROCEDURE


The data entered is first verified by the user routine "AEDITS" for errors. If any errors have occurred, control is passed to an output procedure. Using the circuit court case number, a key is formatted and passed to the TPD "GGEN" to read the court case number index record, type "FC", to obtain the ALERT number and cycle number which contains the continuance information to be cancelled. The ALERT Master File is read using the ALERT number and cycle number as a key to retrieve the statistical record and the last continuance record. The continuance account and the statistical record is updated and the record is passed to the TPD "MEN" for entry into the ALERT Master Files. The continuance record and its court index record, type "FD", are passed to the TPD "MEN" for cancellation from the ALERT Master File. The data entered and the control switches used by this TPD are passed to the TPD "AFMT" which does the formatting of output.

OUTPUT

There is no output from this TPD.

INDEX NUMBER

J2513



PROGRAMMING DOCUMENTATION

SECTION

TRANSACTION PROCESSING
DESCRIPTIONS

DATE ISSUED

January 16, 1973

DATE REVISED

PROGRAM TITLE: J2514 - TPD "ORD"

DATE OPERATIONAL: January 16, 1973

PURPOSE: To enter, update or delete an ordinance record.

PROGRAM NARRATIVE

INPUT

Refer to the User Manual for input to the TPD "ORD".

PROCEDURE


The data entered is first verified for any data errors. If any errors are found, control is passed to an output procedure. Using the ordinance number entered as a key, the name file is read to retrieve an ordinance record if one is on file. If a record is found and the type of transaction is "ADD" a switch is set and control is passed to an output procedure, otherwise a record is formatted and passed to the TPD "NEN" for entry into the ALERT Name File. If a record is not found and the type of transaction is "CANCEL" or "DISPLAY" a switch is set and control is passed to an output procedure, otherwise if the transaction type is "CANCEL", the record found is marked for deletion and passed to the TPD "NEN" for deletion from the Name Index File.

OUTPUT

If a record was found to be on file for an ADD type transaction, the message "ORDINANCE ALREADY ON FILE" is formatted. If a record was not found on file and the transaction type was CANCEL or DISPLAY the message "ORDINANCE NOT ON FILE" is formatted. If there was a data error, the message "CORRECT FIELDS CONTAINING ASTERISK" is formatted. For any error that occurred while processing, the data entered is formatted and transmitted to the terminal along with the error message. If the transaction was completed and the transaction type was DISPLAY, the record retrieved is formatted, otherwise the message "TRANSACTION COMPLETED" is formatted, the data entered is formatted along with the message already formatted and transmitted to the terminal.

INDEX NUMBER

J2514



PROGRAMMING DOCUMENTATION

SECTION
TRANSACTION PROCESSING
DESCRIPTIONS

DATE ISSUED
January 16, 1973

DATE REVISED

PROGRAM TITLE: J2541 - TPD "AIDT"

DATE OPERATIONAL: January 16, 1973

PURPOSE: To retrieve appeals information by circuit court case number,
traffic ticket number, or general ordinance summons number.

PROGRAM NARRATIVE

INPUT

Refer to the User Manual for input to the TPD "AIDT".

PROCEDURE

The data entered is first verified by the user routine "AIDTS" for errors. If any errors have occurred, control is passed to an output procedure. A key is formatted depending on the type of number entered and passed to the TPD "GGEN" to read the General Index File to retrieve the ALERT number. The ALERT Master File is read using the ALERT number as a key to retrieve the name record and all appeal records associated with the number entered.

OUTPUT

If an error was found while processing, the appropriate error message is formatted along with the data entered and transmitted to the terminal, otherwise all records retrieved from the ALERT Master File are formatted and transmitted to the terminal.

INDEX NUMBER
J2541

CRT ENTRY EXAMPLE FOR: INQUIRY UPDATE

NAME: INQUIRY AGAINST APPEALS RECORDS BY CASE NUMBER (C), TRAFFIC TICKET NUMBER (T),
OR ARREST NUMBER (A)

ENTER CALL CODE: AIDT

DISPLAY MASK:

ENTER ►

DISPLAY ►

AIDT.8868.C.0000010

ZXAMPLE BARRY A

CASE NO 0000010 ARREST NO 0000016

APPEALED 08/05/72 MUN CT DISP 08/01/72

ORIG TRIAL DT 09/01/72 FARM APPEAR

CURRENT TRIAL DATE 02/28/72 0900

APPEALED BY D COUNTY OF P

OFFICERS 1234 4321

CONTS BY PROS 01 DEF 02 COURT 01 AGRE 01


BOND


TYPE C NUMBER A12345 AMOUNT 12500

NAME ARONSON DISPOSITION TYPE BR !

INDEX NUMBER

J2541-02





PROGRAMMING DOCUMENTATION

SECTION

TRANSACTION PROCESSING
DESCRIPTIONS

DATE ISSUED

January 16, 1973

DATE REVISED

PROGRAM TITLE: J2542 - TPD "AINM"

DATE OPERATIONAL: January 16, 1973

PURPOSE: To retrieve appeals information by name.

PROGRAM NARRATIVE

INPUT

Refer to the User Manual for input to the TPD "AINM".

PROCEDURE


The data entered is first verified by the user routine "AIDITS" for errors. If any errors have occurred, control is passed to an output procedure. Using the name entered, a phonetic key is formatted and used to read the name index file. If no matching name is found, the switch is set and control is passed to an output procedure. The ALERT number from all matching names is passed to the TPD "GAMS".

OUTPUT

If an error was detected while processing, the appropriate error message is formatted along with the data entered and transmitted to the terminal.

INDEX NUMBER

J2542



PROGRAMMING DOCUMENTATION

SECTION

TRANSACTION PROCESSING
DESCRIPTIONS

DATE ISSUED

January 16, 1973

DATE REVISED

PROGRAM TITLE: J2543 - TPD "GAMS"

DATE OPERATIONAL: January 16, 1973

PURPOSE: To insure that appeal information is on file for the ALERT
number asked from the calling TPD.

PROGRAM NARRATIVE

INPUT

Input to the TPD "GAMS" is the ALERT number.

PROCEDURE


Using the ALERT number entered, the ALERT Master File is read. The original charges found in the appeal statistical records are passed to the TPD "GOCD" which retrieves the expanded ordinance description. A switch is set to indicate that appeals information is on file for this ALERT number.

OUTPUT

The defendant's name and the original charge appealed is formatted and transmitted to the terminal.

INDEX NUMBER

J2543



PROGRAMMING DOCUMENTATION

SECTION

TRANSACTION PROCESSING
DESCRIPTIONS

DATE ISSUED

DATE REVISED

January 16, 1973

PROGRAM TITLE: J2544 - TPD "GOCD"

DATE OPERATIONAL: January 16, 1973

PURPOSE: To retrieve the expanded ordinance description for the calling
TPD.

PROGRAM NARRATIVE

INPUT

The input to the TPD "GOCD" is the ordinance code number.

PROCEDURE


Using the ordinance code number as a key, the name index file is read.
If a record is found, it is stored for use by the calling TPD.


OUTPUT

There is no output from this TPD.

INDEX NUMBER

J2544





PROGRAMMING DOCUMENTATION

SECTION
TRANSACTION PROCESSING
DESCRIPTIONS

DATE ISSUED

DATE REVISED

January 16, 1973

PROGRAM TITLE: J3500 - TPD "PEST"

DATE OPERATIONAL: January 16, 1973

PURPOSE: To enter the initial Prosecutor data for new cases.

PROGRAM NARRATIVE

INPUT

Refer to the User Manual for input to the TPD "PEST".

PROCEDURE


The data entered is verified by the user routine "PEDITS" for errors. If any errors have occurred, control is passed to an output procedure. If the arrest number for this case has been entered, the arrest number index key is formatted and transferred to the TPD "GEN" for retrieval of the ALERT number to which this Prosecutor information is to be applied. The ALERT number is passed to the TPD "GMAS" to obtain the next cycle number for use by this Prosecutor entry. The Prosecutor statistical additional charges record and officers' serial number records are formatted and passed to the TPD "MEN" for entry into the ALERT Master file. All of the police serial number indices, type "PP", and the related case number indices, type "PR", are formatted and passed to the TPD "GEN" for entry into the ALERT general index file.

OUTPUT

If any errors were detected while processing "PEST", the appropriate error message and data entered is formatted and transmitted to the terminal. If no errors were encountered, the response will show the Prosecutor's office number, name of defendant, up to five (5) alias names, message to indicate if juvenile record on file, and the charge or charges in this case.

INDEX NUMBER

J3500



PROGRAMMING DOCUMENTATION

SECTION
TRANSACTION PROCESSING
DESCRIPTIONS

DATE ISSUED

January 16, 1973

DATE REVISED

PROGRAM TITLE: J3501 - TPD "GGEN"

DATE OPERATIONAL: January 16, 1973

PURPOSE: To retrieve any needed general index record for either the Prosecutor's or Appeals systems.

PROGRAM NARRATIVE

INPUT

Input to the TPD "GGEN" is the key to the general index record or group of general index records to be retrieved for the calling TPD.

PROCEDURE


Using the general index key passed by the calling TPD, the ALERT general index file is read to retrieve the wanted record or records for the calling TPD. If there was no index record found, or if there were multiple indices found, a switch is set to reflect the condition found.

OUTPUT

There is no output from this TPD.

INDEX NUMBER

J3501



PROGRAMMING DOCUMENTATION

SECTION
TRANSACTION PROCESSING
DESCRIPTIONS

DATE ISSUED

January 16, 1973

DATE REVISED

PROGRAM TITLE: J3502 - TPD "GMAS"

DATE OPERATIONAL: January 16, 1973

PURPOSE: To retrieve a cycle number or sequence number for that portion of the ALERT number and suffix passed from the calling TPD.

PROGRAM NARRATIVE

INPUT

Input to the TPD "GMAS" is the ALERT number and partial suffix.

PROCEDURE


Using the ALERT number and suffix passed from the calling TPD as a key, the ALERT Master file is read to retrieve either the cycle number or sequence number depending on the inquiry code. Switches are set to indicate whether a name record and juvenile records are on file or not.


OUTPUT

There is no output from this TPD.

INDEX NUMBER

J3502





PROGRAMMING DOCUMENTATION

SECTION

TRANSACTION PROCESSING
DESCRIPTIONS

DATE ISSUED

January 16, 1973

DATE REVISED

PROGRAM TITLE: J3503 - TPD "PEAN"

DATE OPERATIONAL: January 16, 1973

PURPOSE: To enter additional defendants after the initial entry of the first defendant.

PROGRAM NARRATIVE

INPUT

Refer to the User Manual for input to the TPD "PEAN".

PROCEDURE

The data entered is first verified by the user routine "PEDITS" for errors. If any errors have occurred, control is passed to an output procedure. For each additional defendant, "GGEN" is used to determine whether an office number index with the defendant's relative suffix is already on file and to retrieve the ALERT number for each arrest number entered. The TPD "GMAS" is used to obtain the cycle number for each additional defendant's entries. The initial defendants' records are read and the key is modified with each additional defendant's ALERT number and suffix and the new records are formatted and transferred to the TPD "MEN" for entry into the ALERT files.

OUTPUT

If there were any data errors, one of the messages "FIELD RELATION ERROR CORRECT AND RE-ENTER" or "CORRECT FIELDS WITH ASTERISKS AND RE-ENTER" is formatted and transmitted to the terminal. If any other errors were detected while processing a defendant, the appropriate error message is formatted, otherwise the message "TRANSACTION COMPLETED" is formatted. After all defendants have been processed the formatted output is transmitted to the terminal.

INDEX NUMBER

J3503

CRT ENTRY EXAMPLE FOR: INQUIRY UPDATE

NAME: ENTRY OF ADDITIONAL DEFENDANT'S INFORMATION SYSTEM: PROSECUTOR

ENTER CALL CODE: PMSK/PEAN

DISPLAY MASK: PEAN




ENTER ►

DISPLAY ►

PMSK.0100.PEAN									
PEAN.0100PON:		AR2:	AR3:	AR4:	AR5:	AR6:			
AR7:	AR8:	AR9:	::						

INDEX NUMBER
J3503-02



PROGRAMMING DOCUMENTATION

SECTION
TRANSACTION PROCESSING
DESCRIPTIONS

DATE ISSUED

January 16, 1973

DATE REVISED

PROGRAM TITLE: J3504 - TPD "PMSK"

DATE OPERATIONAL: January 16, 1973

PURPOSE: To retrieve a mask for entry of Prosecutor data.

PROGRAM NARRATIVE

INPUT

Input to the TPD "PMSK" is the radio number and the TPD name for the mask which is being retrieved.

PROCEDURE


Using the TPD mask request as a search argument, a table look-up is performed to obtain the appropriate mask.

OUTPUT

If the TPD mask request was not known to the TPD "PMSK" the message "INQUIRY MASK NOT FOUND" is formatted and transmitted to the terminal, otherwise the mask requested is formatted and transmitted to the terminal.

INDEX NUMBER

J3504



PROGRAMMING DOCUMENTATION

SECTION

TRANSACTION PROCESSING
DESCRIPTIONS

DATE ISSUED

January 16, 1973

DATE REVISED

PROGRAM TITLE: J3505 - TPD "PEWT"

DATE OPERATIONAL: January 16, 1973

PURPOSE: To enter witness(es) name and address into the Prosecutor's system.

PROGRAM NARRATIVE

INPUT

Refer to the User Manual for input to the TPD "PEWT".

PROCEDURE

The data is first verified by the user routine "PEDITS" for errors. If any errors have occurred, control is passed to an output procedure. Using the office number entered, a key is formatted and passed to the TPD "GGEN" to read the "PO" type general index records to obtain the ALERT number and suffix for each defendant to which this witness information is to be entered. Each ALERT number returned from the TPD "GGEN" is formatted and passed to the TPD "GMAS" to obtain the sequence number to be used for each witness record entered. The witness record is formatted and transferred to the TPD "MEN" for entry into the ALERT Master file.

OUTPUT

If there was a data error, one of the messages "CORRECT FIELDS WITH ASTERISKS AND RE-ENTER" or "FIELD RELATION ERROR** - CORRECT AND RE-ENTER" is formatted and transmitted to the terminal. If an error occurred while processing the defendant, the appropriate error message is formatted, otherwise the message "TRANSACTION COMPLETED" is formatted for that defendant. Processing continues to the last defendant then the formatted messages are transmitted to the terminal.

INDEX NUMBER
J3505

CRT ENTRY EXAMPLE FOR: INQUIRY UPDATE

NAME: ENTRY OF WITNESS INFORMATION

SYSTEM: PROSECUTOR

ENTER CALL CODE: PMSK/PEWT

DISPLAY MASK: PEWT



ENTER ▶

DISPLAY ▶

PMSK.0100.PEWT

PEWT.0100PON:

WNM:

WAD:

WMC:

WCY:

WST:

WZP:

WPN:


WEX:


WCR:

::

!

INDEX NUMBER
J3505-02





PROGRAMMING DOCUMENTATION

SECTION

TRANSACTION PROCESSING
DESCRIPTIONS

DATE ISSUED

DATE REVISED

January 16, 1973

PROGRAM TITLE: J3506 - TPD "PERK"

DATE OPERATIONAL: January 16, 1973

PURPOSE: To re-enter remarks into the Prosecutor's system.

PROGRAM NARRATIVE

INPUT

Refer to the User Manual for input to the TPD "PERK".

PROCEDURE

The data entered is first verified by the user routine "PEDITS" for errors. If any errors have occurred, control is passed to an output procedure. Using the office number, a key is formatted and passed to the TPD "GGEN" to read the "PO" type index records to obtain the ALERT number and suffix for each defendant to which this remark is to be entered. The ALERT Master file is read with each ALERT number to retrieve the category and sequence to be used for each defendant's remark entry. The remark records are formatted and transferred to the TPD "MEN" for entry into the ALERT Master file.

OUTPUT

If there was a data error, one of the messages "CORRECT FIELDS WITH ASTERISKS AND RE-ENTER" or "FIELD RELATION ERROR** - CORRECT AND RE-ENTER" is formatted and transmitted to the terminal. If an error occurred while processing a defendant, the appropriate error message is formatted, otherwise the message "RECORD ADDED TO OFFICE NUMBER" is formatted for that defendant. Processing continues to the last defendant, then the message "TRANSACTION COMPLETED" is formatted and transmitted to the terminal with all previously formatted messages.

INDEX NUMBER

J3506

CRT ENTRY EXAMPLE FOR: INQUIRY UPDATE

NAME: ENTRY OF REMARKS INFORMATION

SYSTEM: PROSECUTOR

ENTER CALL CODE: PMSK/PERK TYPE H (HUNG JURY)

DISPLAY MASK: PERK.H



ENTER ▶

DISPLAY ▶

PMSK.0100.PERK.H									
1	2	3	4	5	6	7	8	9	10
6	P	E	R	K	.	0	1	0	0
7	P	O	N	=	R	C	D	;	H
8					R	M	K	=	
9									
10									
11									
12									
13									
14									
15									
16									
17									
18									
19									
20									
21									
22									
23									
24									
25									
26									
27									
28									
29									
30									
31									
32									
33									
34									
35									
36									
37									
38									
39									
40									
41									
42									
43									
44									
45									
46									
47									
48									
49									
50									
51									
52									
53									
54									
55									
56									
57									
58									
59									
60									
61									
62									
63									
64									
65									
66									
67									
68									
69									
70									
71									
72									
73									
74									
75									
76									
77									
78									
79									
80									

INDEX NUMBER
J3506-04

CRT ENTRY EXAMPLE FOR: INQUIRY UPDATE

NAME: ENTRY OF REMARKS INFORMATION

SYSTEM: PROSECUTOR

ENTER CALL CODE: PMSK/PERK TYPE M (MENTAL EXAMINATION)

DISPLAY MASK: PERK.M




ENTER ▶ 1
DISPLAY ▶ 2
3
4
5
6
7
8
9
10
11
12
13

PMSK.0100.PERK.M

PERK.0100PON=	RCD;MDTR=	ODDT=	ODDV=	WHER=	RPDT=	MHDT=
MDIS=			!			

INDEX NUMBER
J3506-07



PROGRAMMING DOCUMENTATION

SECTION

TRANSACTION PROCESSING
DESCRIPTIONS

DATE ISSUED

January 16, 1973

DATE REVISED

PROGRAM TITLE: J3507 - TPD "PEDA"

DATE OPERATIONAL: January 16, 1973

PURPOSE: To enter Defense Attorney's name(s) into the Prosecutor's system.

PROGRAM NARRATIVE

INPUT

Refer to the User Manual for input to the TPD "PEDA".

PROCEDURE


The data entered is first verified by the user routine "PEDITS" for errors. If any errors have occurred, control is passed to an output procedure. Using the office number, a key is formatted and passed to the TPD "GGEN" to read the "PO" type index records to obtain the ALERT number and suffix for each defendant to which this Defense Attorney is to be entered. The ALERT Master file is read with each ALERT number retrieved by "GGEN" to obtain the category and sequence for each defendant's Defense Attorney's record. The Attorney's record is formatted and transferred to the TPD "MEN" for entry into the ALERT Master file.

OUTPUT

If there was a data error, one of the messages "CORRECT FIELDS WITH ASTERISKS AND RE-ENTER" or "FIELD RELATION ERROR** - CORRECT AND RE-ENTER" is formatted and transmitted to the terminal. If an error occurred while processing a defendant, the appropriate error message is formatted, otherwise the message "RECORD ADDED TO OFFICE NUMBER" is formatted for that defendant. Processing continues to the last defendant, then the message "TRANSACTION COMPLETED" is formatted and transmitted to the terminal along with all previously formatted messages.

INDEX NUMBER

J3507



PROGRAMMING DOCUMENTATION

SECTION
TRANSACTION PROCESSING
DESCRIPTIONS

DATE ISSUED
January 16, 1973

DATE REVISED

PROGRAM TITLE: J3508 - TPD "PECO"

DATE OPERATIONAL: January 16, 1973

PURPOSE: To enter continuance information into the Prosecutor's system.

PROGRAM NARRATIVE

INPUT

Refer to the User Manual for input to TPD "PECO".

PROCEDURE

The data entered is first verified by the user routine "PEDITS" for errors. If any errors have occurred, control is passed to an output procedure. Using the office number a key is formatted and passed to the TPD "GGEN" to read the "PO" type index records to obtain the ALERT number and suffix for each defendant to which this continuance is to be entered. The ALERT Master file is read with each ALERT number retrieved by the TPD "GGEN" to get the category and sequence to be used for each defendant's continuance record. The continuance record and its index, type "PD", is formatted and passed to the TPD "MEN" for entry into the ALERT files.


OUTPUT

If there was a data error, one of the messages "CORRECT FIELDS WITH ASTERISKS AND RE-ENTER" or "FIELD RELATION ERROR** - CORRECT AND RE-ENTER" is formatted and transmitted to the terminal. If an error occurred while processing a defendant, the appropriate error message is formatted, otherwise the message "RECORD ADDED TO OFFICE NUMBER" is formatted for that defendant. Processing continues to the last defendant, then the message "TRANSACTION COMPLETED" is formatted and transmitted to the terminal along with all previously formatted messages.

INDEX NUMBER

J3508





SECTION
TRANSACTION PROCESSING
DESCRIPTIONS

PROGRAMMING DOCUMENTATION

DATE ISSUED
January 16, 1973

DATE REVISED

PROGRAM TITLE: J3509 -.TPD "PEDP"

DATE OPERATIONAL: January 16, 1973

PURPOSE: To enter disposition information into the Prosecutor's system.

PROGRAM NARRATIVE

INPUT

Refer to the User Manual for input to TPD "PEDP".

PROCEDURE


The data entered is first verified by the user routine "PEDITS" for errors. If any errors have occurred, control is passed to an output procedure. Using the office number a key is formatted and passed to the TPD "GGEN" to read the "PO" type index records to obtain the ALERT number and suffix for each defendant to which this disposition is to be entered. The ALERT master file is read with each ALERT number retrieved by "GGEN" to retrieve the statistical, arraignment, and disposition records which are to be updated. Each defendant's records are updated and passed to the TPD "MEN" for entry into the ALERT Master file.


OUTPUT

If there was a data error, one of the messages "CORRECT FIELDS WITH ASTERISKS AND RE-ENTER" or "FIELD RELATION ERROR** - CORRECT AND RE-ENTER" is formatted and transmitted to the terminal. If an error occurred while processing the defendant, the appropriate error message is formatted, otherwise the message "DISPOSITION POSTED" is formatted for that defendant. Processing continues to the last defendant, then the message "TRANSACTION COMPLETED" is formatted and transmitted to the terminal along with all previously formatted messages.

INDEX NUMBER

J3509





PROGRAMMING DOCUMENTATION

SECTION

TRANSACTION PROCESSING
DESCRIPTIONS

DATE ISSUED

January 16, 1973

DATE REVISED

PROGRAM TITLE: J351Ø - TPD "PEAR"

DATE OPERATIONAL: January 16, 1973

PURPOSE: To enter arraignment and/or bond information into the Prosecutor's system.

PROGRAM NARRATIVE

INPUT

Refer to the User Manual for input to the TPD "PEAR".

PROCEDURE

The data entered is first verified by the user routine "PEDITS" for errors. If any errors have occurred, control is passed to an output procedure. Using the office number, a key is formatted and passed to the TPD "GGEN" to read the "PO" type index records to obtain the ALERT number and suffix for each defendant to which this arraignment and/or bond information is to be entered. The ALERT Master file is read with each defendant's ALERT number to retrieve the defendant's charges. If arraignment information has been entered, an arraignment record and a docket index, type "BD", are formatted and passed to the TPD "MEN" for entry into the files. A court number index, either a type "PC" or "PM", is formatted and passed to the TPD "GEN" for entry into the ALERT General Index file. A dummy disposition record is formatted for each original charge, and entered into the ALERT Master file by the TPD "MEN". If bond information has been entered, a bond record is formatted and transferred to the TPD "MEN" for entry into the ALERT Master file.

OUTPUT

If there was a data error, one of the messages "CORRECT FIELDS WITH ASTERISKS AND RE-ENTER" or "FIELD RELATION ERROR** - CORRECT AND RE-ENTER" is formatted and transmitted to the terminal. If an error occurred while processing a defendant, the appropriate error message is formatted, otherwise a message arraignment record added "AND/OR" bond record added is formatted for that defendant. Processing continues to the last defendant, then the formatted message "TRANSACTION COMPLETED" is formatted and transmitted to the terminal along with all previously formatted messages.

INDEX NUMBER
J351Ø

CRT ENTRY EXAMPLE FOR: INQUIRY UPDATE

NAME: ENTRY OF ARRAIGNMENT INFORMATION

SYSTEM: PROSECUTOR

ENTER CALL CODE: PMSK/PEAR

DISPLAY MASK: PEAR




ENTER


DISPLAY

PMSK.0100.PEAR

PEAR.0100PON:	ADT:	ODT:	ACT:	ADV:	ARJ:	ARP:	CVN:	APR:	TD
V: TPR: CTN:	BNT: BNN:	BNA:	BNM:			ROR: DTPT:		!	

INDEX NUMBER
J3510-02





PROGRAMMING DOCUMENTATION

SECTION

TRANSACTION PROCESSING
DESCRIPTIONS

DATE ISSUED

January 16, 1973

DATE REVISED

PROGRAM TITLE: J3511 - TPD "PUST"

DATE OPERATIONAL: January 16, 1973

PURPOSE: To modify initial Prosecutor data and Police serial numbers
in the Prosecutor system.

PROGRAM NARRATIVE

INPUT

Refer to the User Manual for input to TPD "PUST".

PROCEDURE


The data entered is first verified by the user routine "PEDITS" for errors. If any errors have occurred, control is passed to an output procedure. Using the office number, a key is formatted and passed to the TPD "GGEN" to read the "PO" type index records to obtain the ALERT number and suffix for each defendant whose records are to be updated. The ALERT Master file is read with each ALERT number to get the statistical, additional charges, and police serial number records for each defendant being updated. The statistical, additional charges, and police serial number records are updated and passed to the TPD "MEN" for entry into the ALERT Master file. If any related case number is being updated, all related case number indexes, type "PR", are marked for deletion and passed to the TPD "GEN" for deletion from the General Index file, and a new series of related case indexes are formatted and entered by the TPD "GEN" into the ALERT General Index file. If any police serial numbers are being updated, all of the previously entered police serial number indexes, type "PP", are formatted and marked for deletion and passed to the TPD "GEN" for deletion from the General Index file. A new series of police serial number indexes are formatted and passed to the TPD "GEN" for entry into the ALERT General Index file.

OUTPUT

If there was a data error, one of the messages "CORRECT FIELDS WITH ASTERISKS AND RE-ENTER," or "FIELD RELATION ERROR** - CORRECT AND RE-ENTER" is formatted and transmitted to the terminal. If an error occurred while processing a defendant, the appropriate error message is formatted, otherwise the message "RECORD UPDATED" is formatted for that defendant. Processing continues to the last defendant, then the message "TRANSACTION COMPLETED" is formatted and transmitted to the terminal along with all previously formatted messages.

INDEX NUMBER
J3511





PROGRAMMING DOCUMENTATION

SECTION
TRANSACTION PROCESSING
DESCRIPTIONS

DATE ISSUED
January 16, 1973

DATE REVISED

PROGRAM TITLE: J3512 - TPD "PUWT"

DATE OPERATIONAL: January 16, 1973

PURPOSE: To modify or cancel the witness records in the Prosecutor's system.

PROGRAM NARRATIVE

INPUT

Refer to the User Manual for input to the TPD "PUWT".

PROCEDURE

The data entered is first verified by the user routine "PEDITS" for errors. If any errors have occurred, control is passed to an output procedure. Using the office number, a key is formatted and passed to the TPD "GGEN" to read the "PO" type general index record to obtain the ALERT number and suffix for the defendants being updated. The ALERT master file is read using the ALERT number as a key to retrieve the witness records being updated. Each witness record is updated with the information entered and passed to the TPD "MEN" for entry into the ALERT master file.

OUTPUT

If there was a data error, one of the messages "CORRECT FIELDS WITH ASTERISKS AND RE-ENTER" or "FIELD RELATION ERROR** - CORRECT AND RE-ENTER" is formatted and transmitted to the terminal. If an error occurred while processing the defendant, the appropriate error message is formatted, otherwise the message "WITNESS RECORDS UPDATED TRANSACTION COMPLETED" is formatted and transmitted to the terminal.

INDEX NUMBER
J3512



CONTINUED

4 OF 5

CRT ENTRY EXAMPLE FOR: INQUIRY UPDATE

NAME: UPDATE WITNESS INFORMATION

SYSTEM: PROSECUTOR

ENTER CALL CODE: PMSK/PUWT

DISPLAY MASK: PUWT



ENTER ▶

DISPLAY ▶

PMSK.0100.PUWT

PUWT.0100PON:

WNO: WNM:

WAD:

WMC:

WCY:

WST: WZP:


WPN:


WEX:

WCR:

!

INDEX NUMBER
J3512-02





PROGRAMMING DOCUMENTATION

SECTION
TRANSACTION PROCESSING
DESCRIPTIONS

DATE ISSUED

January 16, 1973

DATE REVISED

PROGRAM TITLE: J3513 - TPD "PUBD"

DATE OPERATIONAL: January 16, 1973

PURPOSE: To modify or cancel bond information in the Prosecutor's system.

PROGRAM NARRATIVE

INPUT

Refer to the User Manual for input to the TPD "PUBD".

PROCEDURE


The data entered is first verified by the user routine "PEDITS" for errors. If any errors have occurred, control is passed to an output procedure. Using the office number, a key is formatted and passed to the TPD "GGEN" to read the "PO" type index records to obtain the ALERT number and suffix for the defendant whose bond record is to be updated. The ALERT master file is read to retrieve the bond record. The bond record is updated with the information entered and passed to the TPD "MEN" for entry into the ALERT master file.

OUTPUT

If there was a data error, one of the messages "CORRECT FIELDS WITH ASTERISKS AND RE-ENTER" or "FIELD RELATION ERROR** - CORRECT AND RE-ENTER" is formatted and transmitted to the terminal. If an error occurred while processing the defendant, the appropriate error message is formatted, otherwise the message "BOND RECORD UPDATED TRANSACTION COMPLETED" is formatted and transmitted to the terminal.

INDEX NUMBER
J3513





PROGRAMMING DOCUMENTATION

SECTION
TRANSACTION PROCESSING
DESCRIPTIONS

DATE ISSUED

January 16, 1973

DATE REVISED

PROGRAM TITLE: J3514 - TPD "PUAR"

DATE OPERATIONAL: January 16, 1973

PURPOSE: To modify arraignment data in the Prosecutor's system.

PROGRAM NARRATIVE

INPUT

Refer to the User Manual for input to the TPD "PUAR".

PROCEDURE


The data entered is first verified by the user routine "PEDITS" for errors. If any errors have occurred, control is passed to an output procedure. Using the office number, a key is formatted and passed to the TPD "GGEN" to read the "PO" type index records to obtain the ALERT number and suffix for the defendant whose arraignment record is being updated. The ALERT master file is read to retrieve the arraignment record. If the current court date is being updated, the current court docket index, type "PD", is formatted and marked for deletion and the arraignment record is updated and both records are passed to the TPD "MEN" for entry into the ALERT files. If the court number is being updated, and there was a previous court number, the court number index, either type "PC" or "PM", is formatted and marked for deletion and passed to the TPD "GEN" for deletion from the ALERT general index file. If the court number is being updated, a new court number index, type either "PC" or "PM", is formatted and passed to the TPD "GEN" for entry into the ALERT general index file.

OUTPUT

If there was a data error, one of the messages "CORRECT FIELDS WITH ASTERISKS AND RE-ENTER" or "FIELD RELATION ERROR** - CORRECT AND RE-ENTER" is formatted and transmitted to the terminal. If an error occurred while processing a defendant, the appropriate error message is formatted, otherwise the message "ARRAIGNMENT RECORD UPDATED TRANSACTION COMPLETED" is formatted and transmitted to the terminal.

INDEX NUMBER

J3514



PROGRAMMING DOCUMENTATION

SECTION
TRANSACTION PROCESSING
DESCRIPTIONS

DATE ISSUED

DATE REVISED

January 16, 1973

PROGRAM TITLE: J3515 - TPD "PUDA"

DATE OPERATIONAL: January 16, 1973

PURPOSE: To modify or cancel the defense attorney's record in the Prosecutor's system.

PROGRAM NARRATIVE

INPUT

Refer to the User Manual for input to the TPD "PUDA".

PROCEDURE


The data entered is first formatted by the user routine "PEDITS" for errors. If any errors have occurred, control is passed to an output procedure. Using the office number, a key is formatted and passed to the TPD "GGEN" to read the "PO" type index record to obtain the ALERT number and suffix for the defendant whose defense attorney record is being updated. The ALERT master file is read to retrieve the defense attorney's record. The attorney record is updated with the data entered and passed to the TPD "MEN" for entry into the ALERT master file.

OUTPUT

If there was a data error, one of the messages "CORRECT FIELDS WITH ASTERISKS AND RE-ENTER" or "FIELD RELATION ERROR** - CORRECT AND RE-ENTER" is formatted and transmitted to the terminal. If an error occurred while processing the defendant, the appropriate error message is formatted, otherwise the message "DEFENSE ATTORNEY RECORD UPDATED TRANSACTION COMPLETED" is formatted and transmitted to the terminal.

INDEX NUMBER
J3515





PROGRAMMING DOCUMENTATION

SECTION
TRANSACTION PROCESSING
DESCRIPTIONS

DATE ISSUED

January 16, 1973

DATE REVISED

PROGRAM TITLE: J3517 - TPD "PUDP"

DATE OPERATIONAL: January 16, 1973

PURPOSE: To modify disposition information in the Prosecutor's system.

PROGRAM NARRATIVE

INPUT

Refer to the User Manual for input to the TPD "PUDP".

PROCEDURE

The data entered is first verified by the user routine "PEDITS" for errors. If any errors have occurred, control is passed to an output procedure. Using the office number, a key is formatted and passed to the TPD "GGEN" to read the "PO" type index record to obtain the ALERT number and suffix for the defendant whose disposition record is being modified. The ALERT master file is read to retrieve the disposition record which is being modified. The disposition record is updated with the information entered and passed to the TPD "MEN" for entry into the ALERT master file.

OUTPUT

If there was a data error, one of the messages "CORRECT FIELDS WITH ASTERISKS AND RE-ENTER" or "FIELD RELATION ERROR** - CORRECT AND RE-ENTER" is formatted and transmitted to the terminal. If an error occurred while processing the defendant, the appropriate error message is formatted, otherwise the message "DISPOSITION RECORD UPDATED TRANSACTION COMPLETED" is formatted and transmitted to the terminal.

INDEX NUMBER

J3517

CRT ENTRY EXAMPLE FOR: INQUIRY UPDATE

NAME: UPDATE DISPOSITION INFORMATION

SYSTEM: PROSECUTOR

ENTER CALL CODE: PMSK/PUDP

DISPLAY MASK: PUDP



ENTER ▶


DISPLAY ▶

PMSK.0100.PUDP

1	2	3	4	5	6	7	8	9	10	11	12	
1	4	PUDP.0100PON:	CGN:	DCT:	DTD:	CDV:	DJD:	INS:	STP:	SYR:	SMO:	SD
2	Y:	FNE:	FORC:	PYR:	PMO:	PDY:	WHP:	DTR:	JAO:	PSI:	DTS:	CCS:
3	PRO:	SSP:	DPA:		::	!						
4												
5												
6												
7												
8												
9												
10												
11												
12												
13												

INDEX NUMBER
J3517-02





PROGRAMMING DOCUMENTATION

SECTION
TRANSACTION PROCESSING
DESCRIPTION

DATE ISSUED
January 16, 1973

DATE REVISED

PROGRAM TITLE: J3521 -- TPD "PCST"

DATE OPERATIONAL: January 16, 1973

PURPOSE: To delete all Prosecutor information entered for the defendants on one Prosecutor's office number.

PROGRAM NARRATIVE

INPUT

Refer to the User Manual for input to the TPD "PCST".


PROCEDURE


The data entered is first verified by the user routine "PEDITS" for errors. If any errors have occurred, control is passed to an output procedure. Using the office number, a key is formatted and passed to the TPD "GGEN" to read the "PO" type index records to obtain the ALERT number and suffixes for all of the defendants entered on the office number. The ALERT master file is read for each defendant, all Prosecutor information records are marked for deletion and passed to the TPD "MEN" for deletion from the ALERT master file. All associated indices are formatted, marked for deletion and passed to the TPD "GEN" for deletion from the ALERT general index file.

OUTPUT

If there was a data error, one of the messages "CORRECT FIELD WITH ASTERISKS AND RE-ENTER" or "FIELD RELATION ERROR** - CORRECT AND RE-ENTER" is formatted and transmitted to the terminal. If an error occurred while processing one of the defendants, the appropriate error message is formatted, otherwise the message "RECORDS CANCELLED" is formatted for that defendant. Processing continues to the last defendant then the message "TRANSACTION COMPLETED" is formatted and transmitted to the terminal along with all previously formatted messages.

INDEX NUMBER
J3521





PROGRAMMING DOCUMENTATION

SECTION
TRANSACTION PROCESSING
DESCRIPTIONS

DATE ISSUED

January 16, 1973

DATE REVISED

PROGRAM TITLE: J3525 - TPD "PCAR"

DATE OPERATIONAL: January 16, 1973

PURPOSE: To modify arraignment information in the Prosecutor's System.

PROGRAM NARRATIVE

INPUT

Refer to the User Manual for input to the TPD "PCAR".


PROCEDURE


The data entered is first verified by the user routine "PEDITS" for errors. If any errors have occurred, control is passed to an output procedure. Using the office number, a key is formatted and passed to the TPD "GGEN" to retrieve the "PO" type index record to obtain the ALERT number and suffix for the defendant whose arraignment record is being cancelled. The ALERT Master file is read to retrieve all records contained in the category of the arraignment being cancelled. All records retrieved will be formatted, marked for deletion and passed to the TPD "MEN" for deletion from the ALERT Master file. The docket index, type "PD", is formatted and passed to the TPD "GEN" for deletion from the ALERT general index file. If a case number is on file, the case number index, type either a "PM" or "PC", is formatted and passed to the TPD "GEN" for deletion from the ALERT general index file.

OUTPUT

If there was a data error, one of the messages "CORRECT FIELDS WITH ASTERISKS AND RE-ENTER" or "FIELD RELATION ERROR** - CORRECT AND RE-ENTER" is formatted and transmitted to the terminal. If an error occurred while processing the defendant, the appropriate error message is formatted, otherwise the message "RECORDS CANCELLED TRANSACTION COMPLETED" is formatted and transmitted to the terminal.

INDEX NUMBER
J3525





PROGRAMMING DOCUMENTATION

SECTION
TRANSACTION PROCESSING
DESCRIPTIONS

DATE ISSUED

January 16, 1973

DATE REVISED

PROGRAM TITLE: J3527 - TPD "PCCO"

DATE OPERATIONAL: January 16, 1973

PURPOSE: To cancel continuance information in the Prosecutor's system.

PROGRAM NARRATIVE

INPUT

Refer to the User Manual for input to the TPD "PCCO".

PROCEDURE


The data entered is first verified by the user routine "PEDITS" for errors. If any errors have occurred, control is passed to an output procedure. Using the office number, a key is formatted and passed to the TPD "GGEN" to read the "PO" type index record to obtain the ALERT number for the defendant whose continuance information is being cancelled. The ALERT Master file is read to obtain the statistical record and the past continuance record entered. The statistical record is updated with the correct continuance count and passed to the TPD "MEN" for entry into the ALERT Master file. The continuance record is marked for deletion, and a court index record, type "PD", is formatted and both records are passed to the TPD "MEN" for deletion from the ALERT files.


OUTPUT

If there was a data error, one of the messages "CORRECT FIELDS WITH ASTERISKS AND RE-ENTER" or "FIELD RELATION ERROR** - CORRECT AND RE-ENTER" is formatted and transmitted to the terminal. If an error occurred while processing the defendant, the appropriate error message is formatted, otherwise the message "CONTINUANCE RECORD CANCELLED TRANSACTION COMPLETED" is formatted and transmitted to the terminal.

INDEX NUMBER

J3527





PROGRAMMING DOCUMENTATION

SECTION
TRANSACTION PROCESSING
DESCRIPTIONS

DATE ISSUED

January 16, 1973

DATE REVISED

PROGRAM TITLE: J3528 - TPD "PURK"

DATE OPERATIONAL: January 16, 1973

PURPOSE: To modify or cancel remark records in the Prosecutor's system.

PROGRAM NARRATIVE

INPUT

Refer to the User Manual for input to the TPD "PURK".

PROCEDURE

The data entered is first verified by the user routine "PEDITS" for errors. If any errors have occurred, control is passed to an output procedure. Using the office number, a key is formatted and passed to the TPD "GGEN" to read the "PO" type index record to obtain the ALERT number and suffix for the defendant whose remark record is being modified. The ALERT Master file is read to retrieve the remark record which is to be modified, this record is updated with the information entered and passed to the TPD "MEN" for entry or deletion from the file.

OUTPUT

If there was a data error, one of the messages "CORRECT FIELDS WITH ASTERISKS AND RE-ENTER" or "FIELD RELATION ERROR** - CORRECT AND RE-ENTER" is formatted and transmitted to the terminal. If an error occurred while processing the defendant, the appropriate error message is formatted, otherwise the message "REMARK RECORD UPDATED TRANSACTION COMPLETED" is formatted and transmitted to the terminal.

INDEX NUMBER
J3528

CRT ENTRY EXAMPLE FOR: INQUIRY UPDATE

NAME: UPDATE REMARKS INFORMATION

SYSTEM: PROSECUTOR

ENTER CALL CODE: PMSK/PURK TYPE T (MISTRIAL)

DISPLAY MASK: PURK.T

ENTER ▶

DISPLAY ▶

PMSK.0100.PURK.T

çPURK.0100PON=


RCD;TSNO=

DTR=

RMK=

!

INDEX NUMBER
J3528-05



PROGRAMMING DOCUMENTATION

SECTION
TRANSACTION PROCESSING
DESCRIPTIONS

DATE ISSUED

January 16, 1973

DATE REVISED

PROGRAM TITLE: J3529 - TPD "PCDP"

DATE OPERATIONAL: January 16, 1973

PURPOSE: To cancel disposition records in the Prosecutor's system.

PROGRAM NARRATIVE

INPUT

Refer to the User Manual for input to the TPD "PCDP".

PROCEDURE

The data entered is first verified by the user routine "PEDITS" for errors. If any errors have occurred, control is passed to an output procedure. Using the office number, a key is formatted and passed to the TPD "GGEN" to read the "PO" type index record to obtain the ALERT number and suffix for the defendant whose disposition record is being cancelled. The ALERT Master file is read to retrieve the statistical, arraignment, and disposition records. If a disposition has been posted, the statistical and arraignment records are updated to show no disposition entered and passed to the TPD "MEN" for entry into the ALERT Master file. The disposition record is marked for disposition and passed to the TPD "MEN" for deletion from the ALERT Master file.

OUTPUT

If there was a data error, one of the messages "CORRECT FIELDS WITH ASTERISKS AND RE-ENTER" or "FIELD RELATION ERROR** - CORRECT AND RE-ENTER" is formatted and transmitted to the terminal. If an error occurred while processing the defendant, the appropriate error message is formatted, otherwise the message "DISPOSITION RECORD CANCELLED TRANSACTION COMPLETED" is formatted and transmitted to the terminal.

INDEX NUMBER

J3529



PROGRAMMING DOCUMENTATION

SECTION
TRANSACTION PROCESSING
DESCRIPTIONS

DATE ISSUED

January 16, 1973

DATE REVISED

PROGRAM TITLE: J3530 - TPD "PERF"

DATE OPERATIONAL: January 16, 1973

PURPOSE: To enter refile information into the Prosecutor's system.

PROGRAM NARRATIVE

INPUT

Refer to the user manual for input to the TPD "PERF".

PROCEDURE

The data entered is first verified by the user routine "PEDITS" for errors. If any errors have occurred, control is passed to an output procedure. Using the office number, a key is formatted and passed to the TPD "GGEN" to read the "PO" typd index records to obtain the ALERT number and suffix for each defendant to which this refile is being entered. The ALERT number and suffix is passed to the TPD "GMAS" to obtain the next cycle for each defendant. The ALERT Master file is read with each defendant's ALERT number to retrieve the first category of records, these records are marked for deletion and passed to the TPD "MEN" for deletion from the ALERT Master file. The new cycle is added into the ALERT number suffix and the new records are passed to the TPD "MEN" for entry into the ALERT files. The statistical record is updated to show that this cycle is a refile. The old office number index record, type "PO", is deleted by the TPD "GEN", and a new office number index record is formatted and entered by the TPD "GEN".


OUTPUT

If there was a data error, one of the messages, "CORRECT FIELDS WITH ASTERISKS AND RE-ENTER" or "FIELD RELATION ERROR** - CORRECT AND RE-ENTER" is formatted and transmitted to the terminal. If an error occurred while processing a defendant, the appropriate error message is formatted for that defendant, otherwise the message "TRANSACTION COMPLETED" is formatted when all defendants have been processed and transmitted to the terminal along with all previously formatted messages.

INDEX NUMBER

J3530





PROGRAMMING DOCUMENTATION

SECTION
TRANSACTION PROCESSING
DESCRIPTIONS

DATE ISSUED	DATE REVISED
January 16, 1973	

PROGRAM TITLE: J3540 - TPD "PICS"

DATE OPERATIONAL: January 16, 1973

PURPOSE: To retrieve Prosecutor's information on an individual or case using the Prosecutor's office number, Magistrate Court number, or Circuit Court case number.

PROGRAM NARRATIVE

INPUT

Refer to the User Manual for input to the TPD "PICS".

PROCEDURE


The data entered is first verified by the user routine "PEDITS" for errors. If any errors have occurred, control is passed to an output procedure. Using either the Prosecutor's office number or Court case number, the key is formatted and passed to the TPD "GGEN" to obtain the ALERT number for the defendant or defendants whose information is being displayed. The response to a "PICS" inquiry will show a summary of the Prosecutor's information that is on file for an individual or case.

OUTPUT

If there was a data error, the message "CORRECT FIELDS WITH ASTERISKS AND RE-ENTER" is formatted and transmitted to the terminal. If an error occurred while processing a defendant, the appropriate error message is formatted, otherwise the information read from the ALERT Master file is formatted and transmitted to the terminal.

INDEX NUMBER
J3540





SECTION
TRANSACTION PROCESSING
DESCRIPTIONS

PROGRAMMING DOCUMENTATION

DATE ISSUED

DATE REVISED

January 16, 1973

PROGRAM TITLE: J3541 - TPD "PIDT"

DATE OPERATIONAL: January 16, 1973

PURPOSE: To retrieve detailed Prosecutor information on an individual using the Prosecutor's office number.

PROGRAM NARRATIVE

INPUT

Refer to the User Manual for input to the TPD "PIDT".

PROCEDURE


The data entered is first verified by the user routine "PEDITS" for errors. If any errors have occurred, control is passed to an output procedure. Using the Prosecutor's office number, a key is formatted and passed to the TPD "GGEN" to obtain the ALERT number and suffix for the defendant whose information is to be displayed. The ALERT Master file is read and the information displayed according to the type of detailed information requested.

OUTPUT

If there was a data error, the message "CORRECT FIELDS WITH ASTERISKS AND RE-ENTER" is formatted and transmitted to the terminal. If an error occurred while processing the defendant's records, the appropriate error message is formatted, otherwise the Prosecutor's information read is formatted and transmitted to the terminal.

INDEX NUMBER
J3541





PROGRAMMING DOCUMENTATION

SECTION
TRANSACTION PROCESSING
DESCRIPTIONS

DATE ISSUED
January 16, 1973

DATE REVISED

PROGRAM TITLE: J3542 - TPD "PINM"

DATE OPERATIONAL: January 16, 1973

PURPOSE: To retrieve Prosecutor information using an individual's name.

PROGRAM NARRATIVE

INPUT

Refer to the User Manual for input to the TPD "PINM".


PROCEDURE

The data entered is first verified by the user routine "PEDITS" for errors. If any errors have occurred, control is passed to an output procedure. Using the name entered, the phonetic key is built to read the name index. If there is a match found, the ALERT number and suffix is passed to the TPD "GPMS" which will format the individual information if there is Prosecutor information for that ALERT number.

OUTPUT

If there was a data error, one of the messages "CORRECT FIELDS WITH ASTERISK AND RE-ENTER" or "FIELD RELATION ERROR** - CORRECT AND RE-ENTER" is formatted and transmitted to the terminal. If no name was found on file the message "NO NAME RECORD ON FILE" is formatted and transmitted to the terminal. If no Prosecutor information was found on the name, the message "NO PROSECUTOR RECORD ON FILE" is formatted and transmitted to the terminal.

INDEX NUMBER
J3542



PROGRAMMING DOCUMENTATION

SECTION

TRANSACTION PROCESSING
DESCRIPTIONS

DATE ISSUED

January 16, 1973

DATE REVISED

PROGRAM TITLE: J3543 - TPD "GPMS"

DATE OPERATIONAL: January 16, 1973

PURPOSE: To search the ALERT Master File for Prosecutor information for the calling TPD.

PROGRAM NARRATIVE

INPUT

Input to the TPD "GPMS" is the ALERT number that is to be read.

PROCEDURE


The ALERT Master File is read for each name found by the TPD "PINM" to determine whether that name has Prosecutor information on file or not. If no name record is found, or no Prosecutor information is found, a switch is set to reflect the condition found, and return to the TPD "PINM".

OUTPUT

The output from the TPD "GPMS" will show the individual's name, address number or ALERT number, final disposition court, first two charges, and sets up a "PIDT" inquiry with chain so additional information may be obtained.

INDEX NUMBER

J3543



PROGRAMMING DOCUMENTATION

SECTION

TRANSACTION PROCESSING
DESCRIPTIONS

DATE ISSUED

January 16, 1973

DATE REVISED

PROGRAM TITLE: J3544 - TPD "PIDR"

DATE OPERATIONAL: January 16, 1973

PURPOSE: To print the one disk daily report for the Jackson County
Prosecuting Attorney.

PROGRAM NARRATIVE

INPUT

Refer to the User Manual for input to the TPD "PIDR".

PROCEDURE


The data entered is first verified by the user routine "PEDITS" for errors. If any errors have occurred, control is passed to an output procedure. Using the office number, a key is formatted and passed to the TPD "GGEN" to return all of the ALERT numbers for the defendants for this office number. The ALERT Master File is read with each ALERT number retrieved by the TPD "GGEN" to retrieve the defendant's name, statistical, witness, and arraignment records which are to be formatted. This process will continue until all requested office numbers have been processed.

OUTPUT

If there was a data error, one of the messages "CORRECT FIELDS WITH ASTERISKS AND RE-ENTER" or "FIELD RELATION ERROR** - CORRECT AND RE-ENTER" is formatted and transmitted to the terminal. The message "TRANSACTION COMPLETE" is formatted and transmitted to the entering terminal. The report which has been formatted will be routed to a printer and the Prosecutor's office.

INDEX NUMBER

J3544



PROGRAMMING DOCUMENTATION

SECTION

TRANSACTION PROCESSING
DESCRIPTIONS

DATE ISSUED

January 16, 1973

DATE REVISED

I. PROGRAM NARRATIVE

This program is a group of modules linked together to perform the function of data editing. There are two modules linked together to form a root phase or the control portion of the edit program. The first half of the control module is a routine which initializes system and program work area pointers, formats work areas, and loads the needed edit module with the calling TPD. The second half of the control module is a group of routines which are used randomly by the loaded edit module to complete its field editing required by the particular TPD whose inquiry is being edited.

II. DETAILED DESCRIPTION

J3950. The calling TPD's registers are saved before loading this module's base registers. A work area is formatted in the system area "LOGREC" and all pointers are initialized. The terminal ID and TPD name are validated to insure that they are both known to this program, if not an error switch is set and control is returned to the calling TPD. Otherwise control is passed to the loaded edit module.

J3951 is a group of routines each of which performs a particular edit function. If an error is found while processing one of the routines, asterisks or pound signs, depending on whether the calling TPD was an entry or update, respectively, are placed in the error field and a switch is set to indicate that an error has been found. When the routine has completed its processing, control is returned to the loaded edit module.

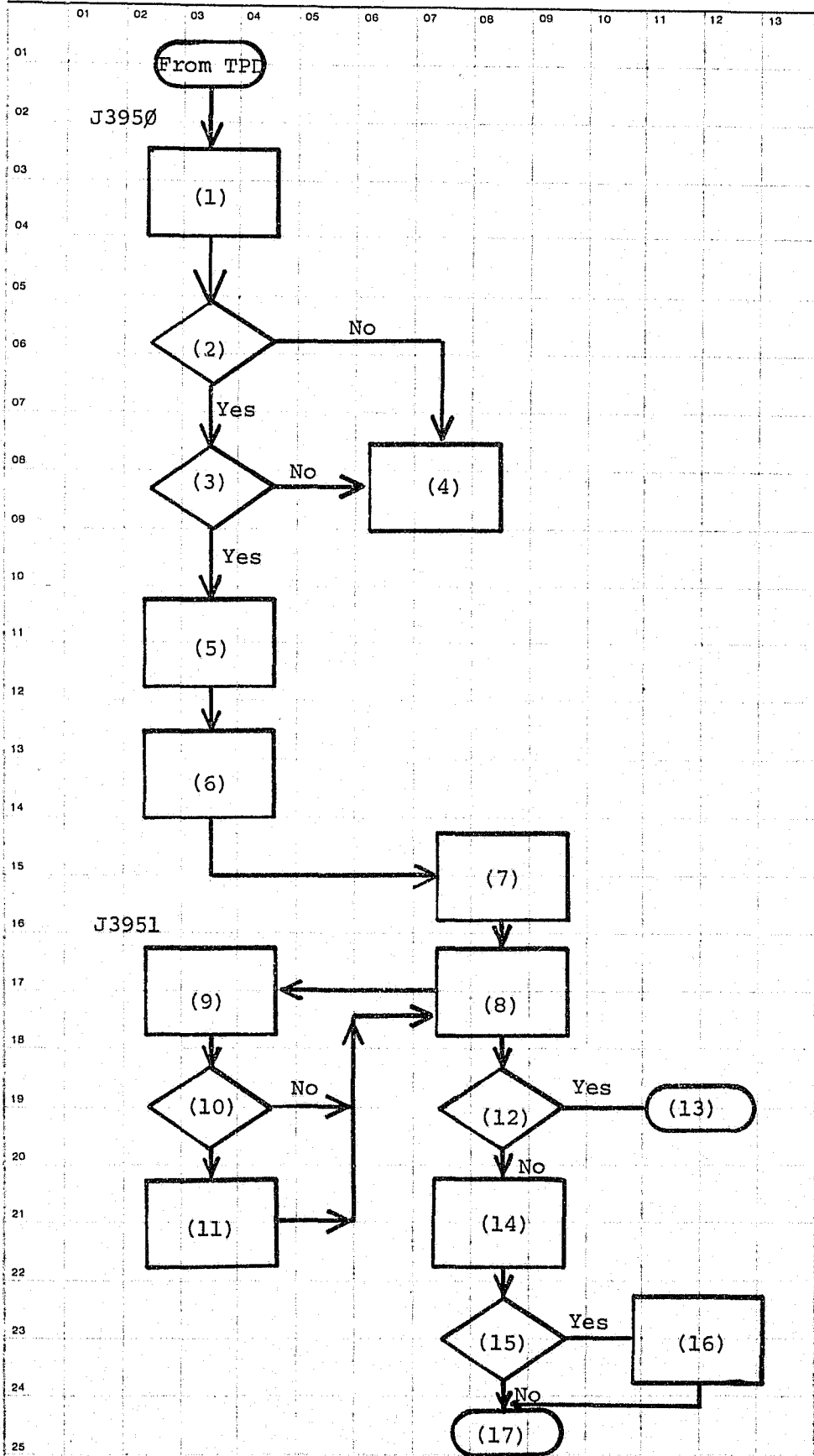
J3900, J3903, J3905, J3906, J3907, J3908, J3909, J3910, J3911, J3912, J3913, J3914, J3915, J3917, J3921, J3925, J3927, J3928, J3929, J3930, J3940, J3941, J3942, J3944, J2900, J2902, J2903, J2904, J2905, J2906, J2907, J2908, J2909, J2910, J2911, J2912, J2913, J2941, J2942. These are edit modules used by J3950 to perform the editing to meet the requirements of the calling TPD. The mask for the particular TPD is first rebuilt in "INQUIRY" for redisplay by the TPD, and numeric fields left blank when entered are filled with zeros. The information entered is edited by using the field edit routines in the module J3951 to insure valid data in all fields. If an error was found, control is returned to the calling TPD, otherwise, relational editing is performed to insure related information is entered. If a relational error is found, the invalid fields are marked by placing a colon in front of the data in each error field. An error switch is then set to indicate relational errors have been found and control is returned to the calling TPD.

INDEX NUMBER

J3950

FLOWCHART


DESCRIPTION



- (1) Store TPD's registers, initialize base registers for J3950 and J3951.
- (2) Is the requesting terminal valid for Prosecutor or Appeals information?
- (3) Is the inquiry code known to J3950?
- (4) Set the error switch to indicate an error has been found.
- (5) Initialize system and work area pointers, format work area.
- (6) Locate where edit module is loaded.
- (7) Set base register, rebuild the TPD's mask for redisplay, and insure numeric information not entered contains zeros.
- (8) Perform edits on all the individual data fields to insure valid data and codes.
- (9) Edit field for errors.
- (10) Is the field in error?
- (11) Move asterisks or pound signs to field in error and set the error switch to show there has been a field edit error.
- (12) Were any fields in error?
- (13) Restore the TPD's registers and return.
- (14) Perform field relational edits.
- (15) Were there any relational errors?
- (16) Mark fields with colons in front of data.
- (17) Restore the TPD's registers and return.

System No.	System Title:		
Date Prepared:	Prepared By:	Revision Date:	Revised By:
Date Approved:	Approved By:		

INDEX NUMBER
J3950



PROGRAMMING DOCUMENTATION

SECTION
TRANSACTION PROCESSING
DESCRIPTIONS

DATE ISSUED

DATE REVISED


January 16, 1973

PROGRAM TITLE: J395Ø VARIOUS TPD's

DATE OPERATIONAL: January 16, 1973

PURPOSE: To perform the function of data editing. Many subroutines
and TPD's are used in this function.

INDEX NUMBER
J395Ø



SECTION

TRANSACTION PROCESSING
DESCRIPTIONS

DATE ISSUED

January 16, 1973

DATE REVISED

PROGRAMMING DOCUMENTATIONS

PROGRAM TITLE: J7000 - TPD "SEST"

DATE OPERATIONAL: January 16, 1973

PURPOSE: To initiate the entry of the regional correction records in
the ALERT files.

PROGRAM NARRATIVE

INPUT

Refer to the User Manual for input to TPD "SEST".

PROCEDURE


The data entered is first verified for any errors. If any errors have occurred, control is passed to an output routine. The data entered is passed to the TPD "SES1" to obtain the ALERT number to be used by this TPD and also to determine if this information is already present on the ALERT files. If "SES1" has not found an ALERT number or if this information is already present on the ALERT files, control is passed to an output routine. If an ALERT number was found, the ALERT number is used to build a partial key to search the ALERT Master file for the last cycle number used on a "48" type record. If no "48" type record was found, a new suffix will be created, otherwise a "1" will be added to the cycle number. The data entered will then be formatted and passed to TPD "MEN" for actual entry of the regional corrections records on the ALERT files.

OUTPUT

If an error has occurred in the data entered, the appropriate error message will be formatted and transmitted back to the terminal. If no errors occurred, the message "SHERIFF RECORD ADDED/BOOKING NUMBER EQUAL" will be formatted along with the associated booking number, ALERT number and up to five names to be transmitted to the terminal.

INDEX NUMBER

J7000



SECTION

TRANSACTION PROCESSING
DESCRIPTIONS

PROGRAMMING DOCUMENTATIONS

DATE ISSUED

DATE REVISED

January 16, 1973

PROGRAM TITLE: J7001 - TPD "SESI"

DATE OPERATIONAL: January 16, 1973

PURPOSE: To validate the charge codes entered in TPD "SEST", obtain the associated ALERT number from the ALERT General Index file and to determine if the information entered in TPD "SEST" is already present on the ALERT files.

PROGRAM NARRATIVE

INPUT

Input to this TPD is the arrest number, booking number and ORI.

PROCEDURE


The charge codes entered by TPD "SEST" are obtained from a work area and edited for valid codes by the use of TPD "OFF". The arrest number entered along with the constant "E" is then used to build a search key to obtain the associated ALERT number from the General Index file. If no record was found, an error switch is set and control is passed back to TPD "SEST". If a record was found, the booking number along with the constant "FB" and the ORI entered is used to build a partial key to determine if the information entered is already present on the ALERT files.

OUTPUT

There is no output for this TPD.

INDEX NUMBER

J7001



PROGRAMMING DOCUMENTATION

SECTION

TRANSACTION PROCESSING
DESCRIPTIONS

DATE ISSUED

DATE REVISED

January 16, 1973

PROGRAM TITLE: J7003 - TPD "SUST"

DATE OPERATIONAL: January 16, 1973

PURPOSE: To modify or cancel data in the regional corrections records
of the ALERT Master file and General Index file.

PROGRAM NARRATIVE

INPUT

Refer to the User Manual for input to this TPD.

PROCEDURE

The data entered is first edited for any errors. If errors have occurred, control is passed to an output routine. If no errors have occurred, the booking number and ORI entered are passed to TPD "SUS1" to obtain the ALERT number to be used by this TPD. The charge codes entered are then moved to a work table and then checked to insure they are valid codes by going to TPD "SUS2". A partial key is then built using the ALERT number obtained from TPD "SUS1" to obtain the regional correction records that are to be updated or canceled. If no record is found, control is passed to an output routine. If a record is found, the data entered and the data from the record retrieved will be used to format the information for the TPD "MEN" for actual update to the ALERT Master file. If the constant "CANCEL" is entered, these records would be canceled.

OUTPUT

If an error condition is found, the appropriate message will be formatted and transmitted to the terminal. If no errors are found to be present, the constant "RECORD UPDATED/BOOK NUMBER EQUAL" along with the book number entered will be formatted and transmitted to the terminal.

INDEX NUMBER

J7003

CRT ENTRY EXAMPLE FOR: INQUIRY UPDATE

NAME: UPDATE OR CANCELLATION OF CORRECTIONS INFORMATION SYSTEM: CORRECTIONS

ENTER CALL CODE: SMSK/SUST

DISPLAY MASK: SUST

SMSK.8868.SUST

SUST.8868.MOKPD0000CANC:

BKNO:

MSTN:

DTB:

TMB: LOC:

BILL:

HLTH: MAR: EMP: EDUC:

HLDF:

TYPH: RHLD:

BOS: SERN:

CHG1:

CHG2:

CHG3:

CHG4:

DTR:

TMR:

RELR:

OCC:


LRS:

LRL: DEP: !

ENTER ▶

DISPLAY ▶

INDEX NUMBER
J7003-02



PROGRAMMING DOCUMENTATIONS

SECTION

TRANSACTION PROCESSING
DESCRIPTIONS

DATE ISSUED

DATE REVISED

January 16, 1973

PROGRAM TITLE: J7004 - TPD "SUS1"

DATE OPERATIONAL: January 16, 1973

PURPOSE: To obtain the ALERT number associated with the booking number entered.

PROGRAM NARRATIVE

INPUT

Input to this TPD is the booking number and ORI.

PROCEDURE


The booking number and ORI along with the constant "FB" are used to build a partial key to search the ALERT General Index file for the associated ALERT number. If an error condition is encountered, various switches are set.

OUTPUT

There is no output from this TPD.

INDEX NUMBER

J7004



PROGRAMMING DOCUMENTATIONS

SECTION

TRANSACTION PROCESSING
DESCRIPTIONS

DATE ISSUED

DATE REVISED

January 16, 1973

PROGRAM TITLE: J7005 - TPD "SMSK"

DATE OPERATIONAL: January 16, 1973

PURPOSE: To cause a mask to be transmitted to the terminal to allow entry of regional corrections information.

PROGRAM NARRATIVE

INPUT

Input to this TPD is the constant "SEST" or the constant "SUST".

PROCEDURE


The constant entered is checked to determine which mask is requested and causes the desired mask to be formatted and transmitted to the terminal.


OUTPUT

Output to this TPD is the mask requested. If a wrong constant is entered the message "NO MASK FOUND/" along with the constant entered is formatted and transmitted to the terminal.

INDEX NUMBER

J7005





PROGRAMMING DOCUMENTATIONS

SECTION

TRANSACTION PROCESSING
DESCRIPTIONS

DATE ISSUED

January 16, 1973

DATE REVISED

PROGRAM TITLE: J7007 - TPD "SIDT"

DATE OPERATIONAL: January 16, 1973

PURPOSE: To display the regional corrections information entered on a specific booking number and ORI.

PROGRAM NARRATIVE

INPUT

The input to this TPD is the booking number and ORI.

PROCEDURE


The data entered is first edited for valid information. If errors have occurred, control is passed to an output routine. If no errors have occurred, the booking number and ORI are passed to TPD "SUSI" to obtain the ALERT number to be used by this TPD. If the ALERT number is not found, control is passed to an output routine. If the ALERT number is found, it is used to build a partial key to search the ALERT Master file and obtain the regional corrections records associated with the booking number and ORI entered.

OUTPUT

If an error condition is found, an appropriate message is formatted and transmitted to the terminal. If no errors are found, the regional correction information obtained from the ALERT Master file is formatted and transmitted to the terminal.

INDEX NUMBER

J7007



SECTION

TRANSACTION PROCESSING
DESCRIPTIONS

DATE ISSUED

DATE REVISED

January 16, 1973

PROGRAMMING DOCUMENTATIONS

PROGRAM TITLE: J7009 - TPD "SINM"

DATE OPERATIONAL: January 16, 1973

PURPOSE: To display summary information of all regional correction entries on a person.

PROGRAM NARRATIVE

INPUT

Input to this TPD is the last name, first name, middle initial, race, sex and date of birth.

PROCEDURES


The data entered is first checked for valid information by use of the sub-routine "PEDITS". If any errors have occurred, control is passed to an output routine. The information entered is used to build a partial key and the ALERT name file is searched to obtain all persons matching the identifying information entered.

OUTPUT

If an error condition was found, the appropriate message will be formatted and transmitted to the terminal. If no errors were found, the desired response to the terminal is formatted by passing control to TPD "GSMS".

INDEX NUMBER

J7009



PROGRAMMING DOCUMENTATIONS

SECTION

TRANSACTION PROCESSING
DESCRIPTIONS

DATE ISSUED

DATE REVISED

January 16, 1973

PROGRAM TITLE: J7Ø1Ø - TPD "GSMS"

DATE OPERATIONAL: January 16, 1973

PURPOSE: To obtain required regional corrections information from the ALERT files, format the information and display it on the terminal.

PROGRAM NARRATIVE

INPUT

Input to this TPD is the last name, first name, middle initial, race, sex and date of birth.

PROCEDURES


A partial key is built to search to ALERT Master file and obtain the name and regional correction information desired.

OUTPUT

The information obtained from the ALERT files is displayed in the format of a "SIDT" type of inquiry.

INDEX NUMBER

J7Ø1Ø



PROGRAMMING DOCUMENTATIONS

SECTION

TRANSACTION PROCESSING
DESCRIPTIONS

DATE ISSUED

January 16, 1973

DATE REVISED

PROGRAM TITLE: J7011 - TPD "SUS2"

DATE OPERATIONAL: January 16, 1973

PURPOSE: To insure all charge codes in a work table are valid.

PROGRAM NARRATIVE

INPUT

Input to this TPD is the ORI and a work table.

PROCEDURES


A charge code is obtained from the work table and is passed to TPD "OFF" to insure that it is a valid code. This same process is performed until all charge codes have been validated.

OUTPUT

There is no output for this TPD.

INDEX NUMBER

J7011



SECTION

TRANSACTION PROCESSING
DESCRIPTIONS

DATE ISSUED

January 16, 1973

DATE REVISED

PROGRAMMING DOCUMENTATIONS

PROGRAM TITLE: J7909 - "EDTSINM"

DATE OPERATIONAL: January 16, 1973

PURPOSE: To edit the information entered by TPD "SINM".

PROGRAM NARRATIVE

INPUT

Input to this sub-routine is the actual inquiry of TPD "SINM".

PROCEDURES

By use of register notation and displacement, the various fields of information entered are checked to insure that all required fields are present and all information entered is correct and valid. Any fields containing binary zeros are changed to blanks and any colons encountered are changed to semi-colons. If any errors are found to be present, asterisks are moved to that area of inquiry and a switch is set.

OUTPUT

There is no output from this sub-routine.

INDEX NUMBER

J7909



END