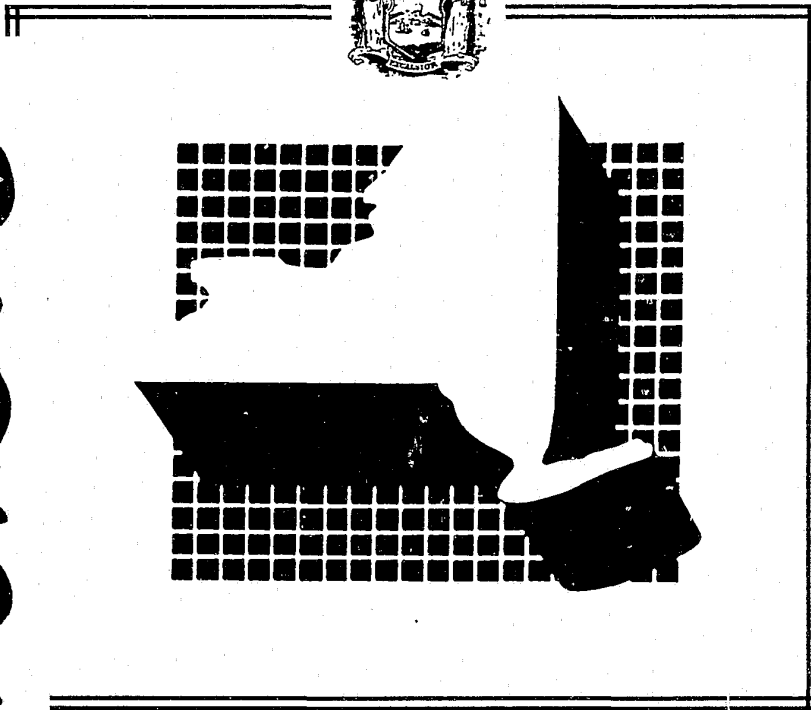




1989 CRIME AND JUSTICE ANNUAL REPORT




131363



NEW YORK STATE
MARIO M. CUOMO, GOVERNOR

DIVISION OF CRIMINAL JUSTICE SERVICES
JOHN J. POKLEMB, DIRECTOR OF CRIMINAL JUSTICE
AND COMMISSIONER

1989 CRIME AND JUSTICE ANNUAL REPORT



NEW YORK STATE
MARIO M. CUOMO, GOVERNOR

DIVISION OF CRIMINAL JUSTICE SERVICES
John J. Poklemba, Director of Criminal Justice and Commissioner

OFFICE OF JUSTICE SYSTEMS ANALYSIS
Barry C. Sample, Executive Deputy Commissioner

BUREAU OF CRIMINAL JUSTICE STATISTICAL SERVICES
Richard A. Rosen, Chief

131363

**U.S. Department of Justice
National Institute of Justice**

This document has been reproduced exactly as received from the person or organization originating it. Points of view or opinions stated in this document are those of the authors and do not necessarily represent the official position or policies of the National Institute of Justice.

Permission to reproduce this copyrighted material in micro-
fiche only has been granted by
New York State Division of
Criminal Justice Services

to the National Criminal Justice Reference Service (NCJRS).

Further reproduction outside of the NCJRS system requires permission of the copyright owner.



STATE OF NEW YORK
DIVISION OF CRIMINAL JUSTICE SERVICES
EXECUTIVE PARK TOWER
STUYVESANT PLAZA
ALBANY, NEW YORK 12203


JOHN J. POKLEMB
DIRECTOR OF CRIMINAL JUSTICE
AND
COMMISSIONER

FOREWORD

This is the fifteenth Crime and Justice Annual Report prepared by the Division of Criminal Justice Services pursuant to Sections 837, 837-a, and 837-b of the Executive Law.

The Division appreciates the cooperation and support of the nearly 600 police departments, sheriffs' offices and specialized police agencies that provide offense and arrest data for the report. We also wish to express our gratitude to District Attorney and Special Prosecutor offices throughout the State for their continued cooperation and assistance in providing data on the processing of felons. The Division is also indebted to the Superintendent of the Division of State Police, the Chairman of the Board of Parole, the Chairman of the Commission of Correction, the Commissioner of Correctional Services, the State Administrator of the Courts, the Chairwoman of the Crime Victims Board, the Director of the Division for Youth, and the Director of Probation and Correctional Alternatives for the data provided by their respective agencies.

The contributions of all involved in the preparation of this report permit the Division to provide a clear picture of the nature of crime and justice issues in New York State. Without the concerted and dedicated efforts of the people who serve in the many local and State agencies which comprise our criminal justice system, the publication of this report would not be possible. It is these efforts which are documented in this Crime and Justice Annual Report.



John J. Poklemba
Director of Criminal Justice
and Commissioner
Division of Criminal Justice Services

1989
CRIME AND JUSTICE
ANNUAL REPORT

CONTENT

| | |
|---|------|
| STATUTORY AUTHORITY----- | VII |
| MAP OF NEW YORK STATE----- | VIII |
| INTRODUCTION----- | 1 |
| <i>THE PROBLEM</i> | |
| OFFENSES----- | 7 |
| PART I OFFENSES (Murder, Negligent Manslaughter, Forcible Rape, Robbery, Aggravated Assault, Burglary, Larceny and Motor Vehicle Theft)----- | 9 |
| HOMICIDE ANALYSIS----- | 85 |
| PART II OFFENSES (Arson, Kidnapping, Controlled Substances, Dangerous Weapons, Bribery, Sex Offenses, Extortion, Forgery, Prostitution, Stolen Property, Coercion, Embezzlement, Simple Assault, Family Offenses, DWI, Unauthorized use of a Vehicle, Possession of Burglar Tools, Liquor Law Violations, Disorderly Conduct, Public Drug Intoxication, Loitering and All Other Offenses.)----- | 100 |
| ARSON ANALYSIS----- | 129 |
| DOMESTIC VIOLENCE IN NEW YORK STATE----- | 138 |
| <i>THE RESPONSE</i> | |
| ARRESTS----- | 141 |
| ARRESTS (Part I and II Offenses by County, Drug and DWI Arrests, Adult and Juvenile Arrests by Age, Sex, Classification and County, by Male and Female, by Race and Ethnic Origin and Adult Felony and Misdemeanor Arrests)----- | 143 |
| FELONY PROCESSING----- | 219 |
| Indictments and Dispositions----- | 219 |
| Felony Processing Flow----- | 224 |
| Felony Defendant Processing Time----- | 236 |
| Sentences for Selected Felony Offenses----- | 243 |
| Trends for Felony Offenses and Felony Drug Offenses----- | 249 |
| LAW ENFORCEMENT OFFICERS KILLED OR ASSAULTED----- | 251 |
| In Memoriam----- | 253 |
| LAW ENFORCEMENT AGENCIES - EMPLOYEES AND EXPENDITURES----- | 254 |
| ENVIRONMENTAL CONSERVATION LAW - HAZARDOUS WASTE AND WASTE DISPOSAL----- | 277 |
| CONTRIBUTING AGENCIES----- | 293 |
| Office of Court Administration----- | 293 |
| Division of Probation and Correctional Alternatives----- | 305 |
| Department of Correctional Services----- | 317 |
| State Commission of Correction----- | 337 |
| Division for Youth----- | 351 |
| Division of Parole----- | 355 |
| Crime Victims Board----- | 361 |

STATUTORY AUTHORITY

The collection, analysis and dissemination of criminal justice data in New York State is authorized by sections 837, 837-a and 837-b of the Executive Law, to wit:

"§ 837. Functions, powers and duties of

The division shall have the following functions, powers and duties:

...4. In cooperation with the state administrator of the unified court system as well as any other public or private agency,

...(c) collect and analyze statistical and other information and data with respect to the number of crimes reported or known to police or peace officers, the number of persons arrested for the commission of offenses, the offense for which the person was arrested, the county within which the arrest was made and the accusatory instrument filed, the disposition of the accusatory instrument including, but not limited to, as the case may be, dismissal, acquittal, the offense to which the defendant pled guilty, the offense the defendant was convicted of after trial and the sentence."

"§ 837-a. Additional functions, powers and duties of the division

In addition to the functions, powers and duties otherwise provided by this article, the division shall:

1. Collect and analyze statistical and other information and data with respect to the number of persons charged with the commission of a felony by indictment or the filing of a superior court information, the felony with which the person was charged therein, the county within which the indictment or superior court information was filed, the disposition thereof including, but not limited to, as the case may be, dismissal, acquittal, the offense to which the defendant pleaded guilty, the offense the defendant was convicted of after trial, and the sentence."


"§837-b. Duties of courts and peace officers

1. It is hereby the duty of the state administrator of the unified court system; and of every sheriff, county or city commissioner of correction and head of every police department, state, county, or local, and also railroad, steamship, park, aqueduct and tunnel police and town constables, of every district attorney of every probation agency; and of head of every other officer, person or agency, dealing with crimes or criminals or with delinquency or delinquents, to transmit to the commissioner not later than the fifteenth day of each calendar month or as such times as provided in the rules and regulations adopted by the commissioner, such information as may be necessary to enable him to comply with subdivision four of section eight hundred thirty-seven. Such reports shall be made upon forms which shall be supplied by the commissioner.

2. Such officers and agencies shall install and maintain records needed for reporting data required by the commissioner and shall give him or his accredited agents access to records for the purpose of inspection.

3. For every neglect to comply with the requirements of this section, the commissioner may apply to the supreme court for an order directed to such persons responsible requiring compliance. Upon such application the court may issue such order as may be just, and a failure to comply with the order of the court shall be a contempt of court and punishable as such."

INTRODUCTION



The New York State Division of Criminal Justice Services was assigned the responsibility for the collection of data concerning crimes and arrests in New York State, effective January 1975, pursuant to Sections 837, 837-a and 837-b of the Executive Law.

In assuming that responsibility, the Division was also committed to providing relevant data to the National Uniform Crime Reporting Program administered by the Federal Bureau of Investigation and to disseminating this information to the New York State criminal justice community.

This publication is the fifteenth annual report produced in discharge of that responsibility.

UNIFORM CRIME REPORTING

Uniform Crime Reports submitted monthly by police agencies in New York State are the basis for much of the material contained in this report. These reports include information on:

- Part I Offenses
- Part II Offenses
- Location and Time of the Offense
- Value of Property Stolen
- Part I Arrests
- Part II Arrests
- Law Enforcement Officers Killed or Assaulted
- Number of Law Enforcement Employees

This report also provides greater detail regarding the following aspects of Part I Offenses:

- a. Type of Weapon/Force Used
- b. Type of Location in which the Crime was Committed
- c. Number of Offenses Cleared
- d. Type and Amount of Property Stolen and Recovered

For many reasons, not all offenses come to the attention of the police. Victims may feel too embarrassed to report a crime or that the loss sustained was too small to report or believe that there is nothing the police can do. Victimization studies have confirmed that many offenses are never reported.

When an offense is cleared, it is usually done by one or more arrests. However, there are exceptional circumstances when an offense may be cleared without an arrest. Exceptional clearances result when the police know who and where the offender is and have enough evidence to support an arrest, but are prevented from doing so because of some reason outside of their control.

To combat crime effectively, it must be known when and where crime is occurring. The county, as a crime location, is not sufficiently definitive. Therefore, we have instituted direct reporting to the state program from every police chief and sheriff in New York State in accordance with state law.

It is important to note that without the collaboration of the law enforcement agencies and cooperation of the criminal justice agencies, this report would not be possible.

- o *In 1989, all 575 law enforcement agencies participated in the Uniform Crime Reporting Program and agencies with multi-county jurisdictions reported separately of each county within their jurisdiction.*

AGE, SEX, RACE AND ETHNIC ORIGINS OF PERSONS ARRESTED

1. Persons Under 16 Years of Age (Juvenile)
2. Persons 16 Years of Age and Over (Adults)

- o *Note: The FBI/UCR Program treats persons under 18 as juveniles, and requires that they be so reported. This report, however, is compiled in accordance with New York State law which classifies juveniles as those persons under 16 and adults as those 16 and over.*

LAW ENFORCEMENT OFFICERS KILLED OR ASSAULTED

Statistics are provided on the number of New York State law enforcement officers killed or assaulted. A description of the conditions under which the officers were assaulted is also provided.

HOMICIDE ANALYSIS

- o *Details on homicides committed in New York State, including characteristics of victims and circumstances under which such homicides occurred, are provided.*

ARSON ANALYSIS

- o *This report provides additional detail concerning arson. The analysis describes the types of structures involved, distribution of activity and clearance rates.*

DOMESTIC VIOLENCE

- o *Statistics are presented relating to the incidence of domestic violence by geographic locations in New York State, New York City and Upstate Counties.*

In addition to Uniform Crime Reporting data contained in this report, we have provided data on felony arrests, felony drug arrests, and felony indictments and dispositions.

- o *The arrest material is derived from the Computerized Criminal History (CCH), which is based on the arrest fingerprint cards submitted to the Division of Criminal Justice Services in compliance with Section 160.20 of the Criminal Procedure Law. Adult felony and misdemeanor arrests are presented for each county from 1984 through 1989.*

FELONY INDICTMENT AND DISPOSITION

The felony indictment and disposition material is reported by District Attorneys and Special Prosecutors throughout the State pursuant to Section 837-a of the Executive Law. This material includes data on felony indictments, felony drug indictments, felony dispositions and median time from indictment through disposition.

- o Information from other criminal justice agencies is included in this report to present, in one volume, as much information as possible about the criminal justice system.*


OTHER SUBMITTING AGENCIES

Agencies that have submitted data and are included in this report are:

Office of Court Administration
Division of Probation and Correctional Alternatives
Department of Correctional Services
Commission of Correction
Division of Parole
Division For Youth
Crime Victims Board

POPULATION DATA SOURCE

Population data used for calculating crime rates for the 1989 Crime and Justice Annual Report are based on 1980 census data and updates provided by the United States Department of Commerce - Bureau of Census and the United States Department of Justice - Federal Bureau of Investigation.



THE PROBLEM

OFFENSES - PART I AND PART II
HOMICIDE
ARSON
DOMESTIC VIOLENCE

OFFENSES

For over 50 years criminal offenses have been used as a crime index to assess the level of criminal activity within an area. The index offenses were selected because of their seriousness or frequency of occurrence.

The index offenses are murder & non-negligent manslaughter, forcible rape, robbery, aggravated assault, burglary, larceny and motor vehicle theft.

Comparisons of crime rates between police agencies or counties should be made with extreme caution. The crime rates published in this report are based solely on offenses reported or known to the police and the size of the resident population. Additional factors which may influence crime rates are density of population, geographic location, social attitudes, economic conditions, number of law enforcement officers, seasonal and transient populations, and rural or urban environments.

INDEX OFFENSES

- o Index offenses increased 0.1 percent in New York State from 1988 to 1989.*

VIOLENT OFFENSES

- o Violent offenses (murder, forcible rape, robbery and aggravated assault) showed an increase of 3.5 percent from 1988 to 1989.*
- o Violent offenses accounted for 18.0 percent of the index total.*

MURDER

- o Murder and non-negligent manslaughter increased 12.6 percent from 2,239 in 1988 to 2,253 in 1989.*
- o New York City reported 84.5 percent of the murder offenses in New York State.*

FORCIBLE RAPE

- o Forcible rape offenses went from 5,475 in 1988 to 5,227 in 1989, a decrease of 4.6 percent.*
- o New York City reported 62.3 percent of the forcible rape offenses.*

ROBBERY

- o Robbery offenses increased 6.7 percent from 97,445 offenses in 1988 to 104,001 in 1989.*
- o New York City reported 89.9 percent of the robberies in New York State.*

AGGRAVATED ASSAULT

- o Aggravated assault offenses increased 0.6 percent from 1988 to 1989.*
- o New York City reported 77.6 percent of the aggravated assaults in New York State.*

NON-VIOLENT OFFENSES

- o Non-violent offenses (burglary, larceny and motor vehicle theft) decreased 0.6 percent from 1988 to 1989.*
- o Non-violent offenses constituted 82.0 percent of the index total.*

BURGLARY

- o Burglary offenses decreased 3.1 percent from 1988 to 1989.*
- o New York City reported 57.7 percent of the burglary offenses in New York State.*

LARCENY

- o Larceny offenses decreased 2.9 percent from 1988 to 1989.*
- o The 542,059 larceny offenses included larcenies of any amount, and accounted for 48.1 percent of the index offenses.*

MOTOR VEHICLE THEFT

- o Motor vehicle theft increased 11.2 percent from 1988 to 1989.*
- o New York City reported 78.4 percent of the motor vehicle thefts in New York State.*

PART II OFFENSES

- o A total of 1,569,792 Part II Offenses were reported in 1989, a 2.2 percent decrease over 1988.*
- o Part II Offenses comprise all offenses not included in Part I Offenses and range in seriousness from kidnaping to disorderly conduct.*

PROPERTY STOLEN

- o In New York State, the value of property stolen during the commission of index offenses was \$1,563,786,694 in 1989, a 5.7 percent increase from the 1988 total of \$1,478,940,296.*
- o Stolen vehicles accounted for 51.6 percent of the value of property stolen in 1989.*

| NEW YORK STATE | | | | |
|--|--------------------|-----------|------------------|------------------------|
| PART I OFFENSES REPORTED/KNOWN TO POLICE | | | | |
| Rate Per 100,000 Population | | | | |
| 1989/88 | | | | |
| | NUMBER OF OFFENSES | | % CHANGE 1989/88 | CRIME RATE PER 100,000 |
| | 1989 | 1988 | | |
| PART I OFFENSES | 1,126,217 | 1,125,299 | + 0.1 | 6,274.2 |
| INDEX OFFENSES | 1,126,143 | 1,125,225 | + 0.1 | 6,273.8 |
| Violent Offenses | 202,944 | 196,058 | + 3.5 | 1,130.6 |
| Nonviolent Offenses | 923,199 | 929,167 | - 0.6 | 5,143.2 |
| VIOLENT OFFENSES¹ | | | | |
| Murder | 2,253 | 2,239 | + 0.6 | 12.6 |
| Manslaughter by Negligence ¹ | 74 | 74 | --- | 0.4 |
| Rape | 5,223 | 5,475 | - 4.6 | 29.1 |
| Robbery | 104,001 | 97,445 | + 6.7 | 579.4 |
| Aggravated Assault | 91,467 | 90,899 | + 0.6 | 509.6 |
| NON-VIOLENT OFFENSES | | | | |
| Burglary | 210,391 | 217,147 | - 3.1 | 1,172.1 |
| Larceny | 542,059 | 558,412 | - 2.9 | 3,019.8 |
| Motor Vehicle Theft | 170,749 | 153,608 | +11.2 | 951.2 |

¹Manslaughter by negligence is included in the Part I category, but not in the Crime index.

NEW YORK STATE
UNIFORM CRIME REPORTING
 PART I OFFENSES
 (BY MONTH)
 1989/1988

| Month | Year | Violent Crime | Murder | Negl. Manslt ¹ | Rape | Robbery | Aggr. Assault | Non-Viol. Crime | Burglary | Larceny | Motor Vehicle Theft | Total Part I |
|-----------|------|---------------|--------|---------------------------|-------|---------|---------------|-----------------|----------|---------|---------------------|--------------|
| JANUARY | 1989 | 16,427 | 139 | 2 | 405 | 8,892 | 6,991 | 75,117 | 17,966 | 43,230 | 13,921 | 91,546 |
| | 1988 | 15,082 | 183 | 4 | 420 | 7,990 | 6,489 | 67,517 | 16,846 | 39,516 | 11,155 | 82,603 |
| FEBRUARY | 1989 | 13,977 | 155 | 8 | 337 | 7,633 | 5,852 | 65,783 | 15,723 | 38,264 | 11,796 | 79,768 |
| | 1988 | 13,990 | 183 | 2 | 428 | 7,389 | 5,990 | 65,991 | 16,100 | 38,770 | 11,121 | 79,983 |
| MARCH | 1989 | 16,071 | 172 | 11 | 403 | 8,429 | 7,067 | 72,544 | 16,637 | 42,708 | 13,199 | 88,626 |
| | 1988 | 15,071 | 134 | 4 | 419 | 7,465 | 7,053 | 72,176 | 16,829 | 43,693 | 11,654 | 87,251 |
| APRIL | 1989 | 15,807 | 157 | 5 | 445 | 7,609 | 7,596 | 70,991 | 15,902 | 42,405 | 12,684 | 86,803 |
| | 1988 | 14,845 | 147 | 11 | 413 | 7,019 | 7,266 | 70,973 | 16,040 | 43,527 | 11,406 | 85,829 |
| MAY | 1989 | 16,809 | 175 | 5 | 429 | 8,002 | 8,203 | 77,238 | 17,531 | 46,219 | 13,488 | 94,052 |
| | 1988 | 16,524 | 170 | 7 | 433 | 7,667 | 8,254 | 77,144 | 18,005 | 47,316 | 11,823 | 93,675 |
| JUNE | 1989 | 17,662 | 184 | 4 | 495 | 8,119 | 8,864 | 78,780 | 17,771 | 47,252 | 13,757 | 96,446 |
| | 1988 | 17,551 | 185 | 6 | 484 | 8,100 | 8,782 | 80,726 | 18,136 | 49,850 | 12,740 | 98,283 |
| JULY | 1989 | 18,766 | 216 | 3 | 534 | 8,948 | 9,068 | 84,890 | 18,935 | 50,826 | 15,129 | 103,659 |
| | 1988 | 18,656 | 220 | 11 | 614 | 8,491 | 9,331 | 86,079 | 19,863 | 52,014 | 14,202 | 104,746 |
| AUGUST | 1989 | 18,377 | 214 | 6 | 496 | 8,879 | 8,788 | 88,067 | 19,688 | 52,550 | 15,829 | 106,450 |
| | 1988 | 18,198 | 233 | 12 | 537 | 8,505 | 8,923 | 90,989 | 21,408 | 54,615 | 14,966 | 109,199 |
| SEPTEMBER | 1989 | 17,595 | 238 | 6 | 431 | 9,073 | 7,853 | 80,026 | 18,389 | 46,660 | 14,977 | 97,627 |
| | 1988 | 17,011 | 199 | 4 | 514 | 8,386 | 7,912 | 82,100 | 19,247 | 48,990 | 13,863 | 99,115 |
| OCTOBER | 1989 | 18,295 | 191 | 8 | 425 | 9,622 | 8,057 | 80,303 | 18,780 | 45,578 | 15,945 | 98,606 |
| | 1988 | 16,391 | 190 | 6 | 437 | 8,631 | 7,133 | 81,249 | 18,579 | 48,554 | 14,116 | 97,646 |
| NOVEMBER | 1989 | 16,739 | 223 | 8 | 441 | 9,222 | 6,853 | 76,586 | 17,151 | 44,294 | 15,141 | 93,333 |
| | 1988 | 16,304 | 171 | 3 | 406 | 8,772 | 6,955 | 76,564 | 18,117 | 45,413 | 13,034 | 92,871 |
| DECEMBER | 1989 | 16,419 | 189 | 8 | 382 | 9,573 | 6,275 | 72,874 | 15,918 | 42,073 | 14,883 | 89,301 |
| | 1988 | 16,435 | 224 | 4 | 370 | 9,030 | 6,811 | 77,659 | 17,977 | 46,154 | 13,528 | 94,098 |
| TOTAL | 1989 | 202,944 | 2,253 | 74 | 5,223 | 104,001 | 91,467 | 923,199 | 210,391 | 542,059 | 170,749 | 1,126,217 |
| | 1988 | 196,058 | 2,239 | 74 | 5,475 | 97,445 | 90,899 | 929,167 | 217,147 | 558,412 | 153,608 | 1,125,299 |

STATE OF NEW YORK
DIVISION OF CRIMINAL JUSTICE SERVICES
UNIFORM CRIME REPORTING
JANUARY 1989 THROUGH DECEMBER 1989

NEW YORK STATE

| CLASSIFICATION OF OFFENSES | | PART I TALLY OF OFFENSES (NET) | | | | | | | | TOTAL NET | - CLEARANCES TOTAL | -- UNDER 18 | | | |
|--|----------------|-----------------------------------|---------------|----------------|-----------------|------------|---------------|-----------------|-----------|-----------|-----------------------|----------------|--------|-------|-------|
| 1A. MURDER, NON-N | 2253 | | | | | | | | | 2253 | 1424 | 23 | | | |
| B. NEGLIGENT | 74 | | | | | | | | | 74 | 61 | 0 | | | |
| TOTAL | 2327 | | | | | | | | | 2327 | 1485 | 23 | | | |
| 2. RAPE | HANDGUN | OTHER FIREARM | OTHER WEAPON | FEAR NO WEAPON | | | | | | | | | | | |
| FORCIBLE | 434 | 25 | 1110 | 2825 | | | | | | | 4394 | 2307 | 125 | | |
| ATTEMPTED | 51 | 2 | 253 | 523 | | | | | | | 829 | 445 | 20 | | |
| TOTAL | 485 | 27 | 1363 | 3348 | | | | | | | 5223 | 2752 | 145 | | |
| 3. ROBBERY | HWY STR ALLEY | GAS STATION | CONV STORE | BANK | OTH COM BLDG | RESI-DENCE | MISC. | | | | | | | | |
| HANDGUN | 17054 | 1065 | 320 | 349 | 4701 | 3534 | 3249 | | | | | 30272 | 6146 | 94 | |
| OTHER FIREARM | 537 | 102 | 44 | 8 | 311 | 157 | 130 | | | | | 1289 | 346 | 20 | |
| KNIFE ETC. | 10392 | 225 | 98 | 20 | 1037 | 2733 | 2522 | | | | | 17027 | 4268 | 110 | |
| OTHER WEAPON | 7282 | 181 | 131 | 234 | 829 | 1299 | 1553 | | | | | 11509 | 3475 | 106 | |
| STRONG ARM | 28545 | 224 | 226 | 67 | 1901 | 4885 | 8056 | | | | | 43904 | 12869 | 517 | |
| TOTAL | 63810 | 1797 | 819 | 678 | 8779 | 12608 | 15510 | | | | | 104001 | 27104 | 847 | |
| 4. ASSAULT | STREET | PUBLIC BLDG | RESI-DENCE | OTHER | | | | | | | | | | | |
| HANDGUN | 9141 | 225 | 3899 | 2104 | | | | | | | 15369 | 4685 | 80 | | |
| OTHER FIREARM | 558 | 27 | 416 | 160 | | | | | | | 1161 | 590 | 59 | | |
| KNIFE ETC. | 9624 | 590 | 8653 | 3548 | | | | | | | 22415 | 12568 | 243 | | |
| OTHER WEAPON | 16778 | 1017 | 8813 | 5970 | | | | | | | 32578 | 16022 | 425 | | |
| STRONG ARM | 7984 | 2070 | 5950 | 3940 | | | | | | | 19944 | 13305 | 806 | | |
| TOTAL | 44085 | 3929 | 27731 | 15722 | | | | | | | 91467 | 47170 | 1613 | | |
| 5. BURGLARY | RESIDENCE | | NON-RESIDENCE | | | | | | | | | | | | |
| | 6PM-6AM | 6AM-6PM | UNKNOWN | 6PM-6AM | 6AM-6PM | UNKNOWN | | | | | | | | | |
| FORCIBLE | 24375 | 40247 | 17571 | 29937 | 9051 | 12639 | | | | | 133820 | 16069 | 1833 | | |
| NO FORCE | 8476 | 17208 | 8782 | 5021 | 3099 | 3710 | | | | | 46296 | 6233 | 878 | | |
| ATTEMPTED FRC | 5837 | 11156 | 3091 | 4929 | 3068 | 2194 | | | | | 30275 | 4083 | 118 | | |
| TOTAL | 38688 | 68611 | 29444 | 39887 | 15218 | 18543 | | | | | 210391 | 26385 | 2829 | | |
| 6. LARCENY-THEFT EXCEPT MV THF \$200 AND OVER \$50 TO 199 UNDER \$50 | POCKET PICKING | PURSE SNATCH | SHOP LIFTING | FRM MV EX PRI | MV PART OR ACCS | BICYCLE | FROM BUILDING | FROM CN MACHINE | ALL OTHER | | | | | | |
| | 10697 | 3789 | 7448 | 62247 | 41992 | 7662 | 50600 | 568 | 26740 | | | | 211743 | 17886 | 1479 |
| | 11275 | 3867 | 14232 | 21984 | 9221 | 10030 | 24780 | 510 | 14980 | | | | 110879 | 20579 | 2723 |
| | 12200 | 5256 | 40355 | 38715 | 41598 | 4116 | 28986 | 8004 | 40207 | | | | 219437 | 52383 | 8187 |
| TOTAL | 34172 | 12912 | 62035 | 122946 | 92811 | 21808 | 104366 | 9082 | 81927 | | | | 542059 | 90848 | 12389 |
| 7. MOTOR VEHICLE THEFT | STREET | PARKING LOT | PUBLIC GARAGE | ALL OTHER | | | | | | | | | | | |
| AUTOMOBILES | 126290 | 18293 | 1473 | 17114 | | | | | | | 163170 | 16654 | 764 | | |
| TRUCKS, BUSES | 2874 | 772 | 34 | 847 | | | | | | | 4527 | 592 | 68 | | |
| OTHER | 1248 | 482 | 51 | 1271 | | | | | | | 3052 | 569 | 117 | | |
| TOTAL | 130412 | 19547 | 1558 | 19232 | | | | | | | 170749 | 17815 | 949 | | |
| GRAND TOTAL | | | | | | | | 1126217 | 213559 | 18795 | | | | | |

STATE OF NEW YORK
 DIVISION OF CRIMINAL JUSTICE SERVICES
 UNIFORM CRIME REPORTING
 JANUARY 1989 THROUGH DECEMBER 1989

NEW YORK CITY

PART I
 TALLY OF OFFENSES (NET)

| CLASSIFICATION OF OFFENSES | | | | | | | | TOTAL NET | --CLEARANCES-- TOTAL | UNDER | 18 | | | |
|----------------------------|-------------------|---------------|---------------------------|---------------|-----------------|------------|---------------|-----------------|-------------------------|--------|-------|--------|-------|-----|
| 1A.MURDER, NON-N | 1904 | | | | | | | | 1904 | 1192 | 10 | | | |
| B.NEGLIGENT | 5 | | | | | | | | 5 | 4 | 0 | | | |
| TOTAL | 1909 | | | | | | | | 1909 | 1196 | 10 | | | |
| 2.RAPE | HANDGUN | OTHER FIREARM | OTHER WEAPON | FEAR WEAPON | NO WEAPON | | | | | | | | | |
| FORCIBLE | 376 | 14 | 635 | 1639 | | | | | | 2664 | 1282 | 33 | | |
| ATTEMPTED | 45 | 2 | 172 | 372 | | | | | | 591 | 306 | 7 | | |
| TOTAL | 421 | 16 | 807 | 2011 | | | | | | 3255 | 1588 | 40 | | |
| 3.ROBBERY | HWY STR ALLEY | GAS STATION | CONV STORE | BANK | OTH COM BLDG | RESI-DENCE | MISC. | | | | | | | |
| HANDGUN | 16333 | 820 | 76 | 231 | 4390 | 3373 | 3009 | 28232 | 5535 | 61 | | | | |
| OTHER FIREARM | 458 | 45 | 6 | 3 | 258 | 137 | 84 | 991 | 234 | 9 | | | | |
| KNIFE ETC. | 9537 | 145 | 10 | 17 | 898 | 2576 | 2299 | 15482 | 3744 | 62 | | | | |
| OTHER WEAPON | 6656 | 105 | 15 | 201 | 754 | 1195 | 1411 | 10337 | 3066 | 55 | | | | |
| STRONG ARM | 24914 | 143 | 28 | 17 | 1615 | 4309 | 7391 | 38417 | 11155 | 317 | | | | |
| TOTAL | 57898 | 1258 | 135 | 469 | 7915 | 11590 | 14194 | 93459 | 23734 | 502 | | | | |
| 4.ASSAULT | STREET | PUBLIC BLDG | RESI-DENCE | OTHER | | | | | | | | | | |
| HANDGUN | 8709 | 201 | 3780 | 1958 | | | | | | | | 14648 | 4349 | 56 |
| OTHER FIREARM | 297 | 13 | 262 | 75 | | | | | | | | 647 | 298 | 15 |
| KNIFE ETC. | 8195 | 404 | 7649 | 2800 | | | | | | | | 19048 | 10451 | 105 |
| OTHER WEAPON | 14384 | 579 | 7627 | 4597 | | | | | | | | 27187 | 12863 | 126 |
| STRONG ARM | 4300 | 565 | 2771 | 1832 | | | | | | | | 9468 | 6652 | 157 |
| TOTAL | 35885 | 1762 | 22089 | 11262 | | | | | | | | 70998 | 34613 | 459 |
| 5.BURGLARY | R E S I D E N C E | | N O N - R E S I D E N C E | | | | | | | | | | | |
| | 6PM-6AM | 6AM-6PM | UNKNOWN | 6PM-6AM | 6AM-6PM | UNKNOWN | | | | | | | | |
| FORCIBLE | 9965 | 24946 | 6417 | 16339 | 6384 | 6989 | 71040 | 6350 | 27 | | | | | |
| NO FORCE | 4350 | 11956 | 3537 | 2691 | 1869 | 1720 | 26123 | 2715 | 29 | | | | | |
| ATTEMPTED FRC | 3990 | 9924 | 2246 | 3644 | 2814 | 1683 | 24301 | 3331 | 4 | | | | | |
| TOTAL | 18305 | 46826 | 12200 | 22674 | 11067 | 10392 | 121464 | 12396 | 60 | | | | | |
| 6.LARCENY-THEFT | POCKET PICKING | PURSE SNATCH | SHOP LIFTING | FRM MV EX PRT | MV PART OR ACCS | BICYCLE | FROM BUILDING | FROM CN MACHINE | ALL OTHER | | | | | |
| \$200 AND OVER | 10111 | 3084 | 3152 | 36456 | 26771 | 2389 | 28363 | 225 | 6846 | 117397 | 5606 | 211 | | |
| \$50 TO 199 | 10598 | 3019 | 5645 | 7863 | 3843 | 1154 | 11493 | 200 | 2848 | 46663 | 6598 | 640 | | |
| UNDER \$50 | 11580 | 4232 | 8794 | 24906 | 36006 | 1005 | 13828 | 7163 | 16804 | 124318 | 15869 | 903 | | |
| TOTAL | 32289 | 10335 | 17591 | 69225 | 66620 | 4548 | 53684 | 7588 | 26498 | 288378 | 28073 | 1754 | | |
| 7.MOTOR VEHICLE THEFT | STREET | PARKING LOT | PUBLIC GARAGE | ALL OTHER | | | | | | | | | | |
| AUTOMOBILES | 110195 | 9054 | 1135 | 10654 | | | | | | | | 131038 | 10888 | 70 |
| TRUCKS, BUSES | 1614 | 107 | 18 | 179 | | | | | | | | 1918 | 149 | 0 |
| OTHER | 663 | 65 | 12 | 168 | | | | | | | | 908 | 78 | 3 |
| TOTAL | 112472 | 9226 | 1165 | 11001 | | | | | | | | 133864 | 11115 | 73 |
| GRAND TOTAL | | | | | | | | 713327 | 112715 | 2898 | | | | |

PART I OFFENSES REPORTED/KNOWN TO POLICE
NEW YORK STATE
BY COUNTY
1989/1988

| COUNTY | POPULATION | YEAR | NEGLIGENT | | | | | AGGRAVATED | | | MOTOR VEHICLE THEFT | INDEX** TOTAL | CRIME RATE PER 100,000 |
|-------------|------------|------|-----------|--------------|------|---------|---------|------------|---------|-------|---------------------------|------------------|---------------------------------|
| | | | MURDER | MANSLAUGHTER | RAPE | ROBBERY | ASSAULT | BURGLARY | LARCENY | | | | |
| ALBANY | 282943 | 1989 | 7 | 4 | 118 | 375 | 841 | 3233 | 8833 | 579 | 13986 | 4943.0 | |
| | 284545 | 1988 | 13 | 3 | 89 | 331 | 734 | 3128 | 7661 | 598 | 12554 | 4412.0 | |
| ALLEGANY | 50615 | 1989 | 1 | 0 | 9 | 2 | 86 | 385 | 694 | 21 | 1198 | 2366.9 | |
| | 50202 | 1988 | 1 | 1 | 3 | 5 | 99 | 343 | 632 | 29 | 1112 | 2215.1 | |
| BRONX | 1208590 | 1989 | 478 | 2 | 604 | 16223 | 14902 | 20444 | 29881 | 20919 | 103451 | 8559.6 | |
| | 1204802 | 1988 | 413 | 2 | 718 | 14930 | 14411 | 21030 | 35185 | 18361 | 105048 | 8719.1 | |
| BROOME | 208975 | 1989 | 4 | 0 | 33 | 64 | 143 | 1244 | 5488 | 265 | 7241 | 3465.0 | |
| | 209844 | 1988 | 6 | 0 | 34 | 55 | 118 | 1308 | 5139 | 253 | 6913 | 3294.4 | |
| CATTARAUGUS | 84091 | 1989 | 3 | 0 | 9 | 6 | 133 | 542 | 1546 | 71 | 2310 | 2747.0 | |
| | 85042 | 1988 | 0 | 1 | 11 | 2 | 97 | 601 | 1493 | 68 | 2272 | 2671.6 | |
| CAYUGA | 80182 | 1989 | 4 | 2 | 11 | 30 | 147 | 512 | 1747 | 57 | 2508 | 3127.9 | |
| | 80323 | 1988 | 2 | 0 | 11 | 16 | 109 | 546 | 1586 | 44 | 2314 | 2880.9 | |
| CHAUTAUQUA | 141622 | 1989 | 1 | 0 | 19 | 41 | 133 | 1109 | 3947 | 110 | 5360 | 3784.7 | |
| | 142172 | 1988 | 1 | 0 | 11 | 48 | 153 | 1117 | 3738 | 118 | 5186 | 3647.7 | |
| CHEMUNG | 91909 | 1989 | 2 | 2 | 22 | 48 | 200 | 709 | 3020 | 137 | 4138 | 4502.3 | |
| | 90765 | 1988 | 1 | 2 | 21 | 54 | 178 | 748 | 2911 | 123 | 4036 | 4446.6 | |
| CHENANGO | 51417 | 1989 | 0 | 1 | 5 | 2 | 48 | 259 | 702 | 26 | 1042 | 2026.6 | |
| | 50804 | 1988 | 0 | 0 | 1 | 12 | 67 | 272 | 638 | 33 | 1023 | 2013.6 | |
| CLINTON | 82187 | 1989 | 3 | 0 | 9 | 6 | 174 | 485 | 1350 | 56 | 2093 | 2546.6 | |
| | 82030 | 1988 | 2 | 1 | 5 | 4 | 189 | 425 | 1409 | 54 | 2088 | 2545.4 | |
| COLUMBIA | 61239 | 1989 | 2 | 0 | 10 | 15 | 286 | 481 | 1036 | 69 | 1899 | 3101.0 | |
| | 61347 | 1988 | 1 | 0 | 0 | 20 | 224 | 458 | 1949 | 63 | 1815 | 2958.6 | |
| CORTLAND | 48009 | 1989 | 0 | 0 | 14 | 10 | 44 | 320 | 1450 | 60 | 1898 | 3953.4 | |
| | 48194 | 1988 | 0 | 1 | 17 | 9 | 48 | 291 | 1730 | 82 | 2177 | 4517.2 | |
| DELAWARE | 47608 | 1989 | 4 | 2 | 5 | 1 | 82 | 368 | 715 | 44 | 1219 | 2560.5 | |
| | 47190 | 1988 | 0 | 0 | 5 | 4 | 69 | 351 | 592 | 33 | 1054 | 2233.5 | |
| DUTCHESS | 262797 | 1989 | 10 | 2 | 44 | 234 | 775 | 2017 | 6242 | 451 | 9773 | 3718.8 | |
| | 259444 | 1988 | 7 | 6 | 48 | 231 | 749 | 1887 | 5776 | 391 | 9089 | 3503.3 | |
| ERIE | 960884 | 1989 | 46 | 6 | 320 | 2073 | 3896 | 10906 | 25679 | 4739 | 47659 | 4959.9 | |
| | 962171 | 1988 | 48 | 8 | 353 | 2087 | 3673 | 11288 | 24050 | 4435 | 45934 | 4774.0 | |
| ESSEX | 36683 | 1989 | 1 | 0 | 5 | 2 | 72 | 298 | 537 | 31 | 946 | 2578.9 | |
| | 36848 | 1988 | 0 | 0 | 2 | 3 | 62 | 273 | 438 | 10 | 788 | 2138.5 | |
| FRANKLIN | 43599 | 1989 | 4 | 1 | 8 | 7 | 169 | 254 | 615 | 20 | 1077 | 2470.2 | |
| | 43575 | 1988 | 2 | 0 | 6 | 2 | 116 | 265 | 601 | 22 | 1014 | 2327.0 | |
| FULTON | 54023 | 1989 | 0 | 0 | 8 | 21 | 86 | 610 | 1664 | 75 | 2464 | 4561.0 | |
| | 54118 | 1988 | 0 | 0 | 4 | 10 | 72 | 531 | 1380 | 85 | 2082 | 3847.1 | |
| GENESEE | 58734 | 1989 | 5 | 2 | 8 | 7 | 67 | 313 | 1189 | 58 | 1647 | 2804.2 | |
| | 58837 | 1988 | 2 | 0 | 9 | 8 | 42 | 351 | 1255 | 60 | 1727 | 2935.2 | |
| GREENE | 43198 | 1989 | 2 | 1 | 6 | 3 | 174 | 367 | 768 | 41 | 1361 | 3150.6 | |
| | 42471 | 1988 | 0 | 0 | 12 | 10 | 177 | 375 | 557 | 41 | 1172 | 2759.5 | |

PART I OFFENSES REPORTED/KNOWN TO POLICE
NEW YORK STATE
BY COUNTY
1989/1988

| COUNTY | POPULATION | YEAR | MURDER | NEGLIGENT MANSLAUGHTER | RAPE | ROBBERY | AGGRAVATED ASSAULT | BURGLARY | LARCENY | MOTOR VEHICLE THEFT | INDEX** TOTAL | CRIME RATE PER 100,000 |
|------------|------------|------|--------|---------------------------|------|---------|-----------------------|----------|---------|---------------------------|------------------|---------------------------------|
| HAMILTON | 4911 | 1989 | 0 | 0 | 0 | 2 | 3 | 43 | 83 | 4 | 135 | 2748.9 |
| | 4920 | 1988 | 0 | 1 | 0 | 0 | 5 | 23 | 60 | 1 | 89 | 1808.9 |
| HERKIMER | 67153 | 1989 | 1 | 1 | 4 | 5 | 63 | 360 | 889 | 39 | 1361 | 2026.7 |
| | 67170 | 1988 | 0 | 0 | 9 | 3 | 52 | 343 | 970 | 21 | 1398 | 2081.3 |
| JEFFERSON | 101330 | 1989 | 4 | 1 | 23 | 17 | 121 | 723 | 1952 | 78 | 2918 | 2879.7 |
| | 95384 | 1988 | 1 | 2 | 16 | 12 | 108 | 699 | 2064 | 94 | 2994 | 3138.9 |
| KINGS | 2314009 | 1989 | 679 | 2 | 1256 | 33970 | 25926 | 38944 | 59763 | 41095 | 201633 | 8713.6 |
| | 2306755 | 1988 | 698 | 2 | 1231 | 31730 | 25883 | 39715 | 67806 | 36380 | 203443 | 8819.4 |
| LEWIS | 26460 | 1989 | 0 | 0 | 3 | 3 | 22 | 114 | 100 | 6 | 248 | 937.3 |
| | 25703 | 1988 | 0 | 0 | 2 | 0 | 23 | 129 | 134 | 8 | 296 | 1151.6 |
| LIVINGSTON | 59535 | 1989 | 0 | 1 | 4 | 8 | 113 | 358 | 1355 | 36 | 1874 | 3147.7 |
| | 59238 | 1988 | 4 | 2 | 8 | 9 | 106 | 351 | 1344 | 30 | 1852 | 3126.4 |
| MADISON | 67353 | 1989 | 1 | 0 | 12 | 6 | 62 | 324 | 1326 | 38 | 1769 | 2626.5 |
| | 66869 | 1988 | 0 | 0 | 6 | 4 | 76 | 351 | 1271 | 38 | 1746 | 2611.1 |
| MONROE | 701895 | 1989 | 45 | 4 | 217 | 1365 | 1264 | 8250 | 29588 | 2888 | 43617 | 6214.2 |
| | 702325 | 1988 | 43 | 3 | 259 | 1107 | 972 | 7556 | 28177 | 2079 | 40193 | 5722.8 |
| MONTGOMERY | 51818 | 1989 | 1 | 1 | 4 | 12 | 26 | 291 | 695 | 44 | 1073 | 2070.7 |
| | 51909 | 1988 | 1 | 0 | 3 | 7 | 29 | 335 | 644 | 34 | 1053 | 2028.5 |
| NASSAU | 1321103 | 1989 | 42 | 5 | 87 | 1444 | 1431 | 7223 | 23088 | 8416 | 41731 | 3158.8 |
| | 1321617 | 1988 | 31 | 8 | 145 | 1636 | 1659 | 8094 | 23839 | 8365 | 43769 | 3311.8 |
| NEW YORK | 1496000 | 1989 | 460 | 1 | 756 | 26906 | 16660 | 30168 | 133331 | 20645 | 228926 | 15302.5 |
| | 1491309 | 1988 | 448 | 2 | 756 | 24745 | 16876 | 33309 | 130211 | 20292 | 226637 | 15197.2 |
| NIAGARA | 217394 | 1989 | 3 | 1 | 76 | 230 | 527 | 2348 | 5451 | 639 | 9274 | 4266.0 |
| | 217073 | 1988 | 6 | 2 | 68 | 253 | 499 | 2407 | 5837 | 653 | 9723 | 4479.1 |
| ONEIDA | 246160 | 1989 | 4 | 3 | 58 | 141 | 192 | 1825 | 4715 | 378 | 7313 | 2970.8 |
| | 247998 | 1988 | 8 | 2 | 32 | 128 | 192 | 1973 | 5038 | 362 | 7733 | 3118.2 |
| ONONDAGA | 462551 | 1989 | 16 | 2 | 154 | 562 | 961 | 5383 | 13847 | 858 | 21781 | 4708.9 |
| | 462059 | 1988 | 18 | 0 | 144 | 614 | 895 | 5667 | 13730 | 819 | 21887 | 4736.8 |
| ONTARIO | 92210 | 1989 | 2 | 0 | 21 | 15 | 101 | 528 | 1815 | 67 | 2549 | 2764.3 |
| | 93376 | 1988 | 0 | 2 | 14 | 13 | 92 | 578 | 1883 | 56 | 2636 | 2823.0 |
| ORANGE | 294169 | 1989 | 14 | 4 | 67 | 261 | 861 | 2587 | 7140 | 626 | 11556 | 3928.4 |
| | 289063 | 1988 | 10 | 2 | 82 | 397 | 975 | 3142 | 6955 | 737 | 12298 | 4254.4 |
| ORLEANS | 39891 | 1989 | 0 | 0 | 6 | 6 | 87 | 183 | 538 | 38 | 858 | 2150.9 |
| | 39660 | 1988 | 4 | 0 | 8 | 3 | 85 | 208 | 563 | 21 | 892 | 2249.1 |
| OSWEGO | 121877 | 1989 | 1 | 1 | 11 | 5 | 101 | 680 | 2338 | 118 | 3254 | 2669.9 |
| | 120786 | 1988 | 1 | 0 | 15 | 17 | 89 | 711 | 2081 | 136 | 3050 | 2525.1 |
| OTSEGO | 60137 | 1989 | 3 | 1 | 8 | 6 | 49 | 271 | 967 | 41 | 1345 | 2236.6 |
| | 59740 | 1988 | 0 | 1 | 10 | 4 | 56 | 302 | 1059 | 36 | 1467 | 2455.6 |
| PUTNAM | 83790 | 1989 | 3 | 2 | 9 | 20 | 73 | 574 | 1080 | 134 | 1893 | 2259.2 |
| | 82432 | 1988 | 1 | 1 | 5 | 25 | 79 | 522 | 1146 | 165 | 1943 | 2357.1 |
| QUEENS | 1967644 | 1989 | 266 | 0 | 571 | 15446 | 11697 | 28284 | 57593 | 45464 | 159321 | 8097.0 |

PART I OFFENSES REPORTED/KNOWN TO POLICE
NEW YORK STATE
BY COUNTY
1989/1988

| COUNTY | POPULATION | YEAR | MURDER | NEGLIGENT | | RAPE | ROBBERY | AGGRAVATED | | | MOTOR | INDEX** | CRIME |
|--------------|------------|------|--------|--------------|-----|------|---------|------------|----------|---------|---------|---------|-------|
| | | | | MANSLAUGHTER | | | | ASSAULT | BURGLARY | LARCENY | VEHICLE | | THEFT |
| | | | | | | | | | | | TOTAL | 100,000 | |
| RENSSELAER | 151645 | 1989 | 7 | 2 | 37 | 71 | 284 | 1703 | 3488 | 253 | 5843 | 3853.1 | |
| | 152012 | 1988 | 2 | 2 | 29 | 75 | 296 | 1519 | 2937 | 264 | 5122 | 3369.5 | |
| RICHMOND | 383211 | 1989 | 21 | 0 | 68 | 914 | 1813 | 3624 | 7810 | 5741 | 19991 | 5216.7 | |
| | 382010 | 1988 | 32 | 0 | 96 | 962 | 1856 | 3679 | 8364 | 5841 | 20830 | 5452.7 | |
| ROCKLAND | 266406 | 1989 | 6 | 1 | 31 | 145 | 513 | 1582 | 5567 | 515 | 8359 | 3137.7 | |
| | 266472 | 1988 | 6 | 2 | 39 | 152 | 414 | 1627 | 4717 | 524 | 7479 | 2806.7 | |
| ST. LAWRENCE | 111052 | 1989 | 0 | 1 | 18 | 10 | 141 | 885 | 2452 | 126 | 3632 | 3270.5 | |
| | 112151 | 1988 | 1 | 1 | 14 | 17 | 146 | 769 | 2370 | 120 | 3437 | 3064.6 | |
| SARATOGA | 172993 | 1989 | 2 | 0 | 34 | 35 | 435 | 1045 | 3074 | 174 | 4799 | 2774.1 | |
| | 168779 | 1988 | 2 | 0 | 27 | 19 | 345 | 1087 | 2882 | 145 | 4507 | 2670.4 | |
| SCHENECTADY | 150241 | 1989 | 1 | 0 | 33 | 109 | 168 | 1418 | 3346 | 385 | 5460 | 3634.2 | |
| | 150204 | 1988 | 7 | 1 | 34 | 102 | 153 | 1483 | 3281 | 419 | 5479 | 3647.7 | |
| SCHOHARIE | 30269 | 1989 | 0 | 0 | 1 | 3 | 62 | 243 | 393 | 17 | 719 | 2375.4 | |
| | 30021 | 1988 | 1 | 1 | 5 | 2 | 49 | 164 | 437 | 12 | 670 | 2231.8 | |
| SCHUYLER | 17339 | 1989 | 0 | 0 | 2 | 1 | 4 | 146 | 394 | 30 | 577 | 3327.8 | |
| | 17370 | 1988 | 0 | 0 | 2 | 0 | 5 | 135 | 387 | 20 | 549 | 3160.6 | |
| SENECA | 32273 | 1989 | 0 | 0 | 7 | 4 | 48 | 196 | 638 | 42 | 935 | 2897.2 | |
| | 32230 | 1988 | 0 | 1 | 5 | 5 | 49 | 216 | 684 | 37 | 996 | 3090.3 | |
| STEUBEN | 98323 | 1989 | 0 | 1 | 5 | 16 | 173 | 640 | 2260 | 104 | 3198 | 3252.5 | |
| | 97291 | 1988 | 1 | 4 | 7 | 7 | 192 | 584 | 1996 | 103 | 2890 | 2970.5 | |
| SUFFOLK | 1323809 | 1989 | 36 | 0 | 154 | 1371 | 2031 | 12949 | 33579 | 7306 | 57426 | 4337.9 | |
| | 1320010 | 1988 | 47 | 0 | 188 | 1488 | 2416 | 12185 | 34042 | 5727 | 56093 | 4249.4 | |
| SULLIVAN | 71863 | 1989 | 4 | 0 | 9 | 50 | 235 | 968 | 1417 | 94 | 2777 | 3864.3 | |
| | 70684 | 1988 | 8 | 0 | 25 | 59 | 245 | 833 | 1174 | 114 | 2458 | 3477.4 | |
| TIOGA | 51818 | 1989 | 3 | 1 | 8 | 4 | 85 | 216 | 661 | 51 | 1028 | 1983.9 | |
| | 51206 | 1988 | 0 | 0 | 7 | 4 | 65 | 192 | 519 | 46 | 833 | 1626.8 | |
| TOMPKINS | 89002 | 1989 | 7 | 0 | 20 | 20 | 91 | 915 | 3194 | 99 | 4346 | 4883.0 | |
| | 88054 | 1988 | 1 | 0 | 19 | 42 | 122 | 843 | 3464 | 127 | 4618 | 5244.5 | |
| ULSTER | 167280 | 1989 | 3 | 0 | 28 | 92 | 431 | 1212 | 3079 | 223 | 5068 | 3029.7 | |
| | 165666 | 1988 | 6 | 0 | 28 | 55 | 463 | 1298 | 2676 | 259 | 4785 | 2888.3 | |
| WARREN | 57230 | 1989 | 1 | 0 | 11 | 11 | 173 | 481 | 1468 | 79 | 2224 | 3886.1 | |
| | 54921 | 1988 | 1 | 1 | 8 | 10 | 75 | 540 | 1506 | 95 | 2235 | 4069.5 | |
| WASHINGTON | 59235 | 1989 | 0 | 0 | 15 | 7 | 164 | 311 | 742 | 61 | 1300 | 2194.6 | |
| | 58033 | 1988 | 4 | 0 | 5 | 9 | 156 | 380 | 782 | 48 | 1384 | 2384.8 | |
| WAYNE | 88902 | 1989 | 3 | 1 | 19 | 13 | 112 | 611 | 1801 | 84 | 2643 | 2972.9 | |
| | 88556 | 1988 | 3 | 3 | 11 | 11 | 136 | 623 | 1695 | 71 | 2550 | 2879.5 | |
| WESTCHESTER | 866770 | 1989 | 33 | 12 | 99 | 1523 | 1518 | 6445 | 21014 | 5814 | 36446 | 4204.8 | |
| | 867992 | 1988 | 39 | 2 | 116 | 1575 | 1350 | 7018 | 23038 | 5254 | 38390 | 4422.9 | |
| WYOMING | 41995 | 1989 | 4 | 0 | 7 | 2 | 170 | 362 | 552 | 55 | 1152 | 2743.2 | |
| | 41768 | 1988 | 1 | 0 | 14 | 2 | 157 | 240 | 508 | 49 | 971 | 2324.7 | |

PART I OFFENSES REPORTED/KNOWN TO POLICE
NEW YORK STATE
BY COUNTY
1989/1988

| COUNTY | POPULATION | YEAR | MURDER | NEGLIGENT MANSLAUGHTER | RAPE | ROBBERY | AGGRAVATED ASSAULT | BURGLARY | LARCENY | MOTOR VEHICLE THEFT | INDEX** TOTAL | CRIME RATE PER 100,000 |
|---------------|------------|------|--------|---------------------------|------|---------|-----------------------|----------|---------|---------------------------|------------------|---------------------------------|
| YATES | 21649 | 1989 | 0 | 0 | 3 | 0 | 18 | 122 | 363 | 15 | 521 | 2406.6 |
| | 20984 | 1988 | 0 | 0 | 4 | 1 | 12 | 121 | 353 | 32 | 523 | 2492.4 |
| GRAND TOTAL | 17,950,000 | 1989 | 2253 | 74 | 5223 | 104001 | 91467 | 210391 | 542059 | 170749 | 1126143 | 6273.8 |
| | 17,898,000 | 1988 | 2239 | 74 | 5475 | 97445 | 90899 | 217147 | 558412 | 153608 | 1125225 | 6286.9 |
| NEW YORK CITY | 7369454 | 1989 | 1904 | 5 | 3255 | 93459 | 70998 | 121464 | 288378 | 133864 | 713322 | 9679.4 |
| | 7346352 | 1988 | 1895 | 7 | 3420 | 86667 | 71085 | 127341 | 309534 | 119945 | 719887 | 9799.2 |

PART I OFFENSES REPORTED/KNOWN TO POLICE
NEW YORK STATE
BY AGENCY

| AGENCY | YEAR | MURDER | NEGLIGENT MANSLAUGHTER | RAPE | ROBBERY | AGGRAVATED ASSAULT | BURGLARY | LARCENY | MOTOR VEHICLE THEFT | INDEX** TOTAL | CRIME RATE PER 1,000 |
|-------------------------|---------|--------|---------------------------|------|---------|-----------------------|----------|---------|---------------------------|------------------|-------------------------------|
| ALBANY COUNTY | | | | | | | | | | | |
| SHERIFF - ALBANY COUNTY | 1989 | 0 | 1 | 0 | 0 | 24 | 23 | 46 | 4 | 97 | 4.7 |
| | 1988 | 0 | 1 | 0 | 1 | 15 | 39 | 61 | 3 | 119 | 6.0 |
| ALBANY COUNTY (SP) | 1989 | 1 | 0 | 3 | 3 | 30 | 156 | 495 | 33 | 721 | |
| | 1988 | 1 | 1 | 7 | 7 | 21 | 236 | 486 | 20 | 778 | |
| ALBANY COUNTY (TWY) | 1989 | 0 | 0 | 0 | 0 | 0 | 0 | 3 | 0 | 3 | |
| | 1988 | 0 | 0 | 0 | 0 | 0 | 0 | 9 | 0 | 9 | |
| ALBANY COUNTY (PK) | 1989 | 0 | 0 | 0 | 0 | 0 | 0 | 10 | 0 | 10 | |
| | 1988 | 0 | 0 | 0 | 0 | 0 | 0 | 4 | 0 | 4 | |
| ALBANY COUNTY (RR-RC) A | 1989 NA | | | | | | | | | | |
| | 1988 | 0 | 0 | 0 | 0 | 0 | 0 | 0 | 0 | 0 | |
| ALBANY COUNTY (RR-RC) | 1989 | 0 | 0 | 0 | 0 | 0 | 26 | 155 | 0 | 181 | |
| | 1988 | 0 | 0 | 0 | 0 | 0 | 15 | 318 | 0 | 333 | |
| ALBANY COUNTY (RR-D&H) | 1989 | 0 | 0 | 0 | 0 | 0 | 1 | 13 | 0 | 14 | |
| | 1988 | 0 | 0 | 0 | 0 | 1 | 2 | 14 | 0 | 17 | |
| SUNY - ALBANY | 1989 | 0 | 0 | 0 | 2 | 5 | 134 | 367 | 3 | 511 | |
| | 1988 | 0 | 0 | 1 | 0 | 3 | 128 | 314 | 4 | 450 | |
| SUNY - ALBANY (PLAZA) | 1989 | 0 | 0 | 0 | 0 | 1 | 0 | 19 | 0 | 20 | |
| | 1988 | 0 | 0 | 0 | 0 | 0 | 0 | 20 | 0 | 20 | |
| ALBANY CITY PD | 1989 | 5 | 0 | 78 | 316 | 555 | 1921 | 3202 | 329 | 6406 | 67.6 |
| | 1988 | 10 | 0 | 61 | 284 | 510 | 1873 | 2554 | 363 | 5655 | 58.1 |
| COHOES CITY PD | 1989 | 1 | 0 | 2 | 12 | 91 | 176 | 244 | 29 | 555 | 33.3 |
| | 1988 | 1 | 0 | 1 | 4 | 76 | 106 | 167 | 25 | 380 | 22.1 |
| WATERVLIET CITY PD | 1989 | 0 | 0 | 3 | 5 | 18 | 89 | 251 | 7 | 373 | 33.0 |
| | 1988 | 0 | 0 | 5 | 3 | 6 | 56 | 190 | 22 | 282 | 24.7 |
| GREEN ISLAND VILLAGE PD | 1989 | 0 | 0 | 0 | 0 | 2 | 16 | 30 | 2 | 50 | 19.6 |
| | 1988 | 0 | 0 | 0 | 1 | 9 | 30 | 24 | 4 | 68 | 25.7 |
| ALTAMONT VILLAGE PD | 1989 | 0 | 0 | 0 | 0 | 1 | 4 | 0 | 0 | 5 | 3.5 |
| | 1988 | 0 | 0 | 0 | 0 | 0 | 0 | 4 | 1 | 5 | 3.7 |
| RAVENA VILLAGE PD | 1989 | 0 | 0 | 0 | 0 | 2 | 18 | 95 | 10 | 125 | 35.5 |
| | 1988 | 0 | 0 | 0 | 0 | 0 | 15 | 66 | 3 | 84 | 23.9 |
| MENANDS VILLAGE PD | 1989 | 0 | 0 | 8 | 2 | 10 | 23 | 137 | 7 | 187 | 47.4 |
| | 1988 | 0 | 0 | 3 | 0 | 15 | 31 | 124 | 8 | 181 | 44.3 |
| BETHLEHEM TOWN PD | 1989 | 0 | 0 | 3 | 5 | 43 | 118 | 344 | 17 | 530 | 19.6 |
| | 1988 | 0 | 0 | 0 | 1 | 33 | 130 | 328 | 12 | 504 | 19.3 |
| GUILDERLAND TOWN PD | 1989 | 0 | 0 | 2 | 5 | 32 | 117 | 425 | 17 | 598 | 24.0 |
| | 1988 | 0 | 0 | 5 | 3 | 24 | 56 | 225 | 14 | 327 | 13.2 |
| COLONIE TOWN PD | 1989 | 0 | 3 | 17 | 21 | 24 | 396 | 2543 | 116 | 3117 | 44.0 |
| | 1988 | 1 | 1 | 6 | 19 | 20 | 382 | 2237 | 113 | 2778 | 39.1 |
| CAPITAL POLICE | 1989 | 0 | 0 | 1 | 4 | 3 | 12 | 425 | 3 | 448 | |
| | 1988 | 0 | 0 | 0 | 6 | 1 | 16 | 494 | 5 | 522 | |

PART I OFFENSES REPORTED/KNOWN TO POLICE
NEW YORK STATE
BY AGENCY

| AGENCY | YEAR | MURDER | NEGLIGENT MANSLAUGHTER | RAPE | ROBBERY | AGGRAVATED ASSAULT | BURGLARY | LARCENY | MOTOR VEHICLE THEFT | INDEX** TOTAL | CRIME RATE PER 1,000 |
|-------------------------------|------|--------|---------------------------|------|---------|-----------------------|----------|---------|---------------------------|------------------|-------------------------------|
| ALBANY COUNTY | | | | | | | | | | | |
| COEYMANS TOWN PD | 1989 | 0 | 0 | 1 | 0 | 0 | 3 | 29 | 2 | 35 | 6.9 |
| | 1988 | 0 | 0 | 0 | 2 | 0 | 13 | 22 | 1 | 38 | 7.6 |
| COUNTY TOTAL | 1989 | 7 | 4 | 118 | 375 | 841 | 3233 | 8833 | 579 | 13986 | |
| | 1988 | 13 | 3 | 89 | 331 | 734 | 3128 | 7661 | 598 | 12554 | |
| CRIME RATE PER 100,000 | 1989 | 2.5 | 1.4 | 41.7 | 132.5 | 297.2 | 1142.6 | 3121.8 | 204.6 | 4943.0 | |
| | 1988 | 4.6 | 1.1 | 31.3 | 116.3 | 258.0 | 1099.3 | 2692.4 | 210.2 | 4412.0 | |
| ALLEGANY COUNTY | | | | | | | | | | | |
| SHERIFF - ALLEGANY COUNTY | 1989 | 0 | 0 | 0 | 0 | 0 | 0 | 0 | 0 | 0 | 0.0 |
| | 1988 | 0 | 0 | 0 | 0 | 0 | 0 | 0 | 0 | 0 | 0.0 |
| ALLEGANY COUNTY (SP) | 1989 | 1 | 0 | 6 | 0 | 42 | 275 | 209 | 10 | 543 | |
| | 1988 | 1 | 1 | 3 | 3 | 55 | 246 | 227 | 9 | 544 | |
| ALLEGANY COUNTY (PK) | 1989 | 0 | 0 | 0 | 0 | 0 | 0 | 0 | 0 | 0 | |
| | 1988 | 0 | 0 | 0 | 0 | 0 | 0 | 0 | 0 | 0 | |
| ALLEGANY COUNTY (RR-RC)P | 1989 | 0 | 0 | 0 | 0 | 0 | 0 | 0 | 0 | 0 | |
| | 1988 | 0 | 0 | 0 | 0 | 0 | 0 | 0 | 0 | 0 | |
| ALLEGANY COUNTY (RR-D&H) | 1989 | 0 | 0 | 0 | 0 | 0 | 0 | 0 | 0 | 0 | |
| | 1988 | 0 | 0 | 0 | 0 | 0 | 0 | 0 | 0 | 0 | |
| SUNY A & T COLL AT ALFRED | 1989 | 0 | 0 | 0 | 0 | 0 | 49 | 170 | 1 | 220 | |
| | 1988 | 0 | 0 | 0 | 0 | 2 | 31 | 143 | 0 | 176 | |
| ALFRED VILLAGE PD | 1989 | 0 | 0 | 1 | 0 | 6 | 16 | 94 | 1 | 118 | 26.7 |
| | 1988 | 0 | 0 | 0 | 0 | 5 | 15 | 79 | 5 | 104 | 23.6 |
| ANDOVER VILLAGE PD | 1989 | 0 | 0 | 0 | 0 | 2 | 4 | 8 | 0 | 14 | 13.1 |
| | 1988 | 0 | 0 | 0 | 0 | 1 | 1 | 2 | 0 | 4 | 3.8 |
| ANGELICA VILLAGE PD | 1989 | 0 | 0 | 0 | 0 | 3 | 2 | 15 | 2 | 22 | 22.2 |
| | 1988 | 0 | 0 | 0 | 0 | 9 | 8 | 12 | 2 | 31 | 30.6 |
| BOLIVAR VILLAGE PD | 1989 | 0 | 0 | 0 | 0 | 3 | 3 | 6 | 0 | 12 | 9.2 |
| | 1988 | 0 | 0 | 0 | 0 | 1 | 2 | 14 | 0 | 17 | 13.7 |
| CUBA TOWN PD | 1989 | 0 | 0 | 2 | 0 | 6 | 14 | 50 | 2 | 74 | 33.9 |
| | 1988 | 0 | 0 | 0 | 1 | 3 | 14 | 29 | 3 | 50 | 24.0 |
| WELLSVILLE VILLAGE PD | 1989 | 0 | 0 | 0 | 2 | 24 | 21 | 140 | 5 | 192 | 37.6 |
| | 1988 | 0 | 0 | 0 | 1 | 23 | 23 | 122 | 9 | 178 | 35.3 |
| AMITY TOWN BELMONT VILLAGE PD | 1989 | 0 | 0 | 0 | 0 | 0 | 1 | 2 | 0 | 3 | 1.5 |
| | 1988 | 0 | 0 | 0 | 0 | 0 | 1 | 3 | 1 | 5 | 2.4 |

PART I OFFENSES REPORTED/KNOWN TO POLICE
NEW YORK STATE
BY AGENCY

| AGENCY | YEAR | MURDER | NEGLIGENT MANSLAUGHTER | RAPE | ROBBERY | AGGRAVATED ASSAULT | BURGLARY | LARCENY | MOTOR VEHICLE THEFT | INDEX** TOTAL | CRIME RATE PER 1,000 |
|-----------------------------|------|--------|---------------------------|------|---------|-----------------------|----------|---------|---------------------------|------------------|-------------------------------|
| ALLEGANY COUNTY (CONTINUED) | | | | | | | | | | | |
| INDEPENDENCE TOWN PD | 1989 | 0 | 0 | 0 | 0 | 0 | 0 | 0 | 0 | 0 | 0.0 |
| | 1988 | 0 | 0 | 0 | 0 | 0 | 2 | 1 | 0 | 3 | 2.6 |
| COUNTY TOTAL | 1989 | 1 | 0 | 9 | 2 | 86 | 385 | 694 | 21 | 1198 | |
| | 1988 | 1 | 1 | 3 | 5 | 99 | 343 | 632 | 29 | 1112 | |
| CRIME RATE PER 100,000 | 1989 | 2.0 | 0.0 | 17.8 | 4.0 | 169.9 | 760.6 | 1371.1 | 41.5 | 2366.9 | |
| | 1988 | 2.0 | 2.0 | 6.0 | 10.0 | 197.2 | 683.2 | 1258.9 | 57.8 | 2215.1 | |
| BROOME COUNTY | | | | | | | | | | | |
| SHERIFF - BROOME COUNTY | 1989 | 1 | 0 | 5 | 5 | 19 | 223 | 604 | 41 | 898 | 9.9 |
| | 1988 | 0 | 0 | 5 | 4 | 14 | 218 | 525 | 54 | 820 | 9.0 |
| BROOME COUNTY (SP) | 1989 | 1 | 0 | 3 | 6 | 26 | 194 | 633 | 32 | 895 | |
| | 1988 | 0 | 0 | 1 | 2 | 24 | 248 | 627 | 20 | 922 | |
| BROOME COUNTY (PK) | 1989 | 0 | 0 | 0 | 0 | 0 | 0 | 7 | 0 | 7 | |
| | 1988 | 0 | 0 | 0 | 0 | 0 | 0 | 13 | 0 | 13 | |
| BROOME COUNTY (RR-RC) A | 1989 | 0 | 0 | 0 | 0 | 0 | 4 | 6 | 0 | 10 | |
| | 1988 | 0 | 0 | 0 | 0 | 0 | 0 | 1 | 0 | 1 | |
| BROOME COUNTY (RR-D&H) | 1989 | 0 | 0 | 0 | 0 | 0 | 0 | 4 | 0 | 4 | |
| | 1988 | 0 | 0 | 0 | 0 | 0 | 1 | 15 | 0 | 16 | |
| SUNY - BINGHAMTON | 1989 | 0 | 0 | 0 | 0 | 2 | 71 | 209 | 0 | 282 | |
| | 1988 | 0 | 0 | 1 | 0 | 2 | 54 | 215 | 1 | 273 | |
| BINGHAMTON CITY PD | 1989 | 2 | 0 | 24 | 40 | 24 | 516 | 2270 | 144 | 3020 | 59.0 |
| | 1988 | 5 | 0 | 18 | 38 | 32 | 486 | 2162 | 125 | 2866 | 54.7 |
| ENDICOTT VILLAGE PD | 1989 | 0 | 0 | 0 | 6 | 19 | 81 | 529 | 11 | 646 | 46.2 |
| | 1988 | 1 | 0 | 1 | 3 | 18 | 86 | 422 | 19 | 550 | 39.3 |
| JOHNSON CITY VILLAGE PD | 1989 | 0 | 0 | 1 | 6 | 48 | 93 | 916 | 20 | 1084 | 66.9 |
| | 1988 | 0 | 0 | 8 | 6 | 22 | 79 | 736 | 17 | 868 | 53.2 |
| PORT DICKINSON VILLAGE PD | 1989 | 0 | 0 | 0 | 0 | 1 | 3 | 6 | 0 | 10 | 5.9 |
| | 1988 | 0 | 0 | 0 | 0 | 0 | 6 | 7 | 1 | 14 | 7.6 |
| DEPOSIT VILLAGE PD | 1989 | 0 | 0 | 0 | 0 | 3 | 9 | 3 | 1 | 16 | 15.8 |
| | 1988 | 0 | 0 | 0 | 0 | 2 | 2 | 6 | 0 | 10 | 9.8 |

PART I OFFENSES REPORTED/KNOWN TO POLICE
NEW YORK STATE
BY AGENCY

| AGENCY | YEAR | MURDER | NEGLIGENT MANSLAUGHTER | RAPE | ROBBERY | AGGRAVATED ASSAULT | BURGLARY | LARCENY | MOTOR VEHICLE THEFT | INDEX** TOTAL | CRIME RATE PER 1,000 |
|------------------------------|---------|--------|---------------------------|------|---------|-----------------------|----------|---------|---------------------------|------------------|-------------------------------|
| BROOME COUNTY (CONTINUED) | | | | | | | | | | | |
| WINDSOR TOWN PD | 1989 | 0 | 0 | 0 | 0 | 0 | 0 | 5 | 1 | 6 | 0.9 |
| | 1988 | 0 | 0 | 0 | 0 | 0 | 6 | 4 | 0 | 10 | 1.6 |
| VESTAL TOWN PD | 1989 | 0 | 0 | 0 | 1 | 1 | 50 | 296 | 15 | 363 | 13.2 |
| | 1988 | 0 | 0 | 0 | 2 | 4 | 122 | 406 | 16 | 550 | 20.3 |
| COUNTY TOTAL | 1989 | 4 | 0 | 33 | 64 | 143 | 1244 | 5488 | 265 | 7241 | |
| | 1988 | 6 | 0 | 34 | 55 | 118 | 1308 | 5139 | 253 | 6913 | |
| CRIME RATE PER 100,000 | 1989 | 1.9 | 0.0 | 15.8 | 30.6 | 68.4 | 595.3 | 2626.2 | 126.8 | 3465.0 | |
| | 1988 | 2.9 | 0.0 | 16.2 | 26.2 | 56.2 | 623.3 | 2449.0 | 120.6 | 3294.4 | |
| CATTARAUGUS COUNTY | | | | | | | | | | | |
| SHERIFF - CATTARAUGUS COUNTY | 1989 | 2 | 0 | 2 | 0 | 35 | 155 | 237 | 28 | 459 | 8.5 |
| | 1988 | 0 | 0 | 5 | 0 | 29 | 114 | 169 | 17 | 334 | 6.6 |
| CATTARAUGUS COUNTY (SP) | 1989 | 1 | 0 | 3 | 2 | 46 | 217 | 287 | 10 | 566 | |
| | 1988 | 0 | 1 | 2 | 1 | 23 | 273 | 240 | 9 | 548 | |
| CATTARAUGUS COUNTY (PK) | 1989 | 0 | 0 | 0 | 0 | 0 | 2 | 10 | 0 | 12 | |
| | 1988 | 0 | 0 | 0 | 0 | 0 | 5 | 17 | 0 | 22 | |
| CATTARAUGUS COUNTY (RR-RC)P | 1989 | 0 | 0 | 0 | 0 | 0 | 0 | 4 | 0 | 4 | |
| | 1988 | 0 | 0 | 0 | 0 | 0 | 0 | 0 | 0 | 0 | |
| OLEAN CITY PD | 1989 | 0 | 0 | 3 | 3 | 7 | 93 | 666 | 25 | 797 | 47.4 |
| | 1988 | 0 | 0 | 2 | 1 | 1 | 128 | 799 | 33 | 964 | 55.0 |
| ALLEGANY VILLAGE PD | 1989 | 0 | 0 | 0 | 0 | 13 | 12 | 28 | 0 | 53 | 25.9 |
| | 1988 | 0 | 0 | 0 | 0 | 14 | 12 | 38 | 0 | 64 | 31.2 |
| FRANKLINVILLE VILLAGE PD | 1989 | 0 | 0 | 0 | 0 | 1 | 10 | 36 | 1 | 48 | 24.7 |
| | 1988 | 0 | 0 | 0 | 0 | 1 | 13 | 42 | 0 | 56 | 28.5 |
| CATTARAUGUS VILLAGE PD | 1989 | 0 | 0 | 0 | 0 | 2 | 2 | 6 | 1 | 11 | 9.5 |
| | 1988 | 0 | 0 | 0 | 0 | 4 | 0 | 3 | 0 | 7 | 5.8 |
| PORTVILLE VILLAGE PD | 1989 | 0 | 0 | 0 | 0 | 0 | 0 | 3 | 0 | 3 | 2.3 |
| | 1988 | 0 | 0 | 0 | 0 | 0 | 0 | 0 | 0 | 0 | 0.0 |
| RANDOLPH TOWN PD | 1989 NA | | | | | | | | | | |
| | 1988 | 0 | 0 | 0 | 0 | 0 | 0 | 0 | 0 | 0 | 0.0 |
| SALAMANCA CITY PD | 1989 | 0 | 0 | 1 | 1 | 27 | 40 | 203 | 3 | 275 | 44.1 |
| | 1988 | 0 | 0 | 2 | 0 | 24 | 51 | 156 | 7 | 240 | 36.8 |

PART I OFFENSES REPORTED/KNOWN TO POLICE
NEW YORK STATE
BY AGENCY

| AGENCY | YEAR | MURDER | NEGLIGENT MANSLAUGHTER | RAPE | ROBBERY | AGGRAVATED ASSAULT | BURGLARY | LARCENY | MOTOR VEHICLE THEFT | INDEX** TOTAL | CRIME RATE PER 1,000 |
|--------------------------------|------|--------|---------------------------|------|---------|-----------------------|----------|---------|---------------------------|------------------|-------------------------------|
| CATTARAUGUS COUNTY (CONTINUED) | | | | | | | | | | | |
| ELLCOTTVILLE PD | 1989 | 0 | 0 | 0 | 0 | 2 | 11 | 66 | 3 | 82 | 115.2 |
| | 1988 | 0 | 0 | 0 | 0 | 1 | 5 | 29 | 2 | 37 | 50.4 |
| COUNTY TOTAL | 1989 | 3 | 0 | 9 | 6 | 133 | 542 | 1546 | 71 | 2310 | |
| | 1988 | 0 | 1 | 11 | 2 | 97 | 601 | 1493 | 68 | 2272 | |
| CRIME RATE PER 100,000 | 1989 | 3.6 | 0.0 | 10.7 | 7.1 | 158.2 | 644.5 | 1838.5 | 84.4 | 2747.0 | |
| | 1988 | 0.0 | 1.2 | 12.9 | 2.4 | 114.1 | 706.7 | 1755.6 | 80.0 | 2671.6 | |
| CAYUGA COUNTY | | | | | | | | | | | |
| SHERIFF - CAYUGA COUNTY | 1989 | 0 | 2 | 0 | 0 | 51 | 127 | 255 | 24 | 457 | 10.3 |
| | 1988 | 0 | 0 | 0 | 1 | 39 | 151 | 196 | 25 | 412 | 9.4 |
| CAYUGA COUNTY (SP) | 1989 | 2 | 0 | 4 | 4 | 80 | 137 | 289 | 8 | 524 | |
| | 1988 | 1 | 0 | 1 | 2 | 46 | 133 | 234 | 13 | 430 | |
| CAYUGA COUNTY (TWY) | 1989 | 0 | 0 | 0 | 0 | 0 | 0 | 2 | 0 | 2 | |
| | 1988 | 0 | 0 | 0 | 0 | 0 | 0 | 8 | 0 | 8 | |
| CAYUGA COUNTY (PK) | 1989 | 0 | 0 | 0 | 0 | 0 | 0 | 12 | 1 | 13 | |
| | 1988 | 0 | 0 | 0 | 0 | 0 | 0 | 10 | 0 | 10 | |
| CAYUGA COUNTY (RR-RC) | 1989 | 0 | 0 | 0 | 0 | 0 | 0 | 0 | 0 | 0 | |
| | 1988 | 0 | 0 | 0 | 0 | 0 | 16 | 4 | 0 | 20 | |
| AUBURN CITY PD | 1989 | 2 | 0 | 6 | 26 | 8 | 239 | 1152 | 22 | 1455 | 47.5 |
| | 1988 | 1 | 0 | 10 | 13 | 17 | 231 | 1091 | 6 | 1369 | 43.4 |
| WEEDSPORT VILLAGE PD | 1989 | 0 | 0 | 0 | 0 | 0 | 3 | 10 | 1 | 14 | 6.2 |
| | 1988 | 0 | 0 | 0 | 0 | 5 | 6 | 30 | 0 | 41 | 19.2 |
| PORT BYRON VILLAGE PD | 1989 | 0 | 0 | 0 | 0 | 1 | 0 | 2 | 0 | 3 | 2.0 |
| | 1988 | 0 | 0 | 0 | 0 | 0 | 0 | 3 | 0 | 3 | 2.0 |
| MORAVIA VILLAGE PD | 1989 | 0 | 0 | 1 | 0 | 7 | 6 | 25 | 1 | 40 | 25.4 |
| | 1988 | 0 | 0 | 0 | 0 | 2 | 9 | 10 | 0 | 21 | 13.8 |
| COUNTY TOTAL | 1989 | 4 | 2 | 11 | 30 | 147 | 512 | 1747 | 57 | 2508 | |
| | 1988 | 2 | 0 | 11 | 16 | 109 | 546 | 1586 | 44 | 2314 | |
| CRIME RATE PER 100,000 | 1989 | 5.0 | 2.5 | 13.7 | 37.4 | 183.3 | 638.5 | 2178.8 | 71.1 | 3127.9 | |
| | 1988 | 2.5 | 0.0 | 13.7 | 19.9 | 135.7 | 679.8 | 1974.5 | 54.8 | 2880.9 | |

PART I OFFENSES REPORTED/KNOWN TO POLICE
NEW YORK STATE
BY AGENCY

| AGENCY | YEAR | MURDER | NEGLIGENT MANSLAUGHTER | RAPE | ROBBERY | AGGRAVATED ASSAULT | BURGLARY | LARCENY | MOTOR VEHICLE THEFT | INDEX** TOTAL | CRIME RATE PER 1,000 |
|-----------------------------|------|--------|---------------------------|------|---------|-----------------------|----------|---------|---------------------------|------------------|-------------------------------|
| CHAUTAUQUA COUNTY | | | | | | | | | | | |
| SHERIFF - CHAUTAUQUA COUNTY | 1989 | 0 | 0 | 12 | 6 | 19 | 309 | 705 | 1 | 1052 | 19.1 |
| | 1988 | 0 | 0 | 9 | 4 | 20 | 255 | 594 | 0 | 882 | 17.6 |
| CHAUTAUQUA COUNTY (SP) | 1989 | 0 | 0 | 2 | 0 | 15 | 73 | 241 | 6 | 337 | |
| | 1988 | 0 | 0 | 1 | 0 | 28 | 107 | 224 | 11 | 371 | |
| CHAUTAUQUA COUNTY (TWY) | 1989 | 0 | 0 | 0 | 0 | 0 | 0 | 5 | 0 | 5 | |
| | 1988 | 0 | 0 | 0 | 0 | 0 | 0 | 2 | 0 | 2 | |
| CHAUTAUQUA COUNTY (PK) | 1989 | 0 | 0 | 0 | 0 | 0 | 0 | 0 | 0 | 0 | |
| | 1988 | 0 | 0 | 0 | 0 | 0 | 0 | 0 | 0 | 0 | |
| CHAUTAUQUA COUNTY (RR-RC)P | 1989 | 0 | 0 | 0 | 0 | 0 | 0 | 0 | 0 | 0 | |
| | 1988 | 0 | 0 | 0 | 0 | 0 | 0 | 0 | 0 | 0 | |
| CHAUTAUQUA COUNTY (RR-N&W) | 1989 | 0 | 0 | 0 | 0 | 0 | 0 | 4 | 0 | 4 | |
| | 1988 | 0 | 0 | 0 | 0 | 0 | 0 | 1 | 0 | 1 | |
| SUNY COLLEGE AT FREDONIA | 1989 | 0 | 0 | 0 | 0 | 0 | 16 | 147 | 0 | 163 | |
| | 1988 | 0 | 0 | 0 | 0 | 1 | 15 | 158 | 0 | 174 | |
| DUNKIRK CITY PD | 1989 | 0 | 0 | 0 | 15 | 16 | 169 | 639 | 14 | 853 | 59.6 |
| | 1988 | 0 | 0 | 1 | 12 | 17 | 182 | 490 | 15 | 717 | 49.0 |
| JAMESTOWN CITY PD | 1989 | 1 | 0 | 4 | 18 | 25 | 368 | 1353 | 62 | 1831 | 53.8 |
| | 1988 | 1 | 0 | 0 | 31 | 15 | 383 | 1466 | 61 | 1957 | 56.7 |
| LAKEWOOD-BUSTI PD | 1989 | 0 | 0 | 0 | 0 | 16 | 26 | 213 | 5 | 260 | 31.0 |
| | 1988 | 0 | 0 | 0 | 0 | 15 | 21 | 301 | 8 | 345 | 40.7 |
| SILVER CREEK VILLAGE PD | 1989 | 0 | 0 | 0 | 0 | 7 | 16 | 62 | 0 | 85 | 26.8 |
| | 1988 | 0 | 0 | 0 | 0 | 6 | 28 | 44 | 3 | 81 | 26.5 |
| FREDONIA VILLAGE PD | 1989 | 0 | 0 | 0 | 1 | 11 | 61 | 205 | 9 | 287 | 27.3 |
| | 1988 | 0 | 0 | 0 | 0 | 7 | 33 | 108 | 7 | 155 | 14.9 |
| WESTFIELD VILLAGE PD | 1989 | 0 | 0 | 1 | 0 | 2 | 14 | 148 | 5 | 170 | 54.2 |
| | 1988 | 0 | 0 | 0 | 0 | 3 | 10 | 89 | 9 | 111 | 35.0 |
| CARROLL TOWN PD | 1989 | 0 | 0 | 0 | 0 | 3 | 12 | 24 | 3 | 42 | 11.5 |
| | 1988 | 0 | 0 | 0 | 0 | 6 | 20 | 14 | 2 | 42 | 11.6 |
| ELLCOTT TOWN PD | 1989 | 0 | 0 | 0 | 1 | 19 | 45 | 201 | 5 | 271 | 28.6 |
| | 1988 | 0 | 0 | 0 | 1 | 32 | 41 | 218 | 2 | 294 | 31.0 |

PART I OFFENSES REPORTED/KNOWN TO POLICE
NEW YORK STATE
BY AGENCY

| AGENCY | YEAR | MURDER | NEGLIGENT MANSLAUGHTER | RAPE | ROBBERY | AGGRAVATED ASSAULT | BURGLARY | LARCENY | MOTOR VEHICLE THEFT | INDEX** TOTAL | CRIME RATE PER 1,000 |
|------------------------------|-------------------|------------|---------------------------|-------------|--------------|-----------------------|----------------|------------------|---------------------------|------------------|-------------------------------|
| CHATAUQUA COUNTY (CONTINUED) | | | | | | | | | | | |
| HANOVER TOWN PD | 1989 NA 1988 * | 0 | 0 | 0 | 0 | 3 | 22 | 29 | 0 | 54 | 11.6 |
| COUNTY TOTAL | 1989 1988 | 1 1 | 0 0 | 19 11 | 41 48 | 133 153 | 1109 1117 | 3947 3738 | 110 118 | 5360 5186 | |
| CRIME RATE PER 100,000 | 1989 1988 | 0.7 0.7 | 0.0 0.0 | 13.4 7.7 | 29.0 33.8 | 93.9 107.6 | 783.1 785.7 | 2787.0 2629.2 | 77.7 83.0 | 3784.7 3647.7 | |
| * INACTIVATED | | | | | | | | | | | |
| CHEMUNG COUNTY | | | | | | | | | | | |
| SHERIFF - CHEMUNG COUNTY | 1989 1988 | 0 0 | 1 0 | 5 0 | 0 5 | 23 51 | 86 126 | 233 298 | 19 23 | 366 503 | 11.9 16.7 |
| CHEMUNG COUNTY (SP) | 1989 1988 | 1 0 | 0 2 | 5 3 | 5 1 | 82 53 | 104 85 | 400 384 | 22 3 | 619 529 | |
| CHEMUNG COUNTY (PK) | 1989 1988 | 0 0 | 0 0 | 0 0 | 0 0 | 0 0 | 0 0 | 1 0 | 0 0 | 1 0 | |
| CHEMUNG COUNTY (RR-RC) A | 1989 1988 | 0 0 | 0 0 | 0 0 | 0 0 | 0 0 | 2 1 | 13 3 | 0 0 | 15 4 | |
| CHEMUNG COUNTY (RR-D&H) | 1989 1988 | 0 0 | 0 0 | 0 0 | 0 0 | 0 0 | 0 0 | 0 0 | 0 0 | 0 0 | |
| CHEMUNG COUNTY (RR-RC)P | 1989 1988 | 0 0 | 0 0 | 0 0 | 0 0 | 0 0 | 0 0 | 0 0 | 0 0 | 0 0 | |
| ELMIRA CITY PD | 1989 1988 | 1 1 | 1 0 | 11 15 | 39 43 | 58 52 | 421 417 | 1803 1742 | 83 82 | 2416 2352 | 73.9 72.3 |
| ELMIRA HEIGHTS VILLAGE PD | 1989 1988 | 0 0 | 0 0 | 1 1 | 1 0 | 14 4 | 42 35 | 152 152 | 5 4 | 215 196 | 51.1 48.4 |
| HORSEHEADS VILLAGE PD | 1989 1988 | 0 0 | 0 0 | 0 2 | 3 4 | 23 17 | 38 60 | 327 227 | 4 6 | 395 316 | 55.4 45.1 |
| ELMIRA TOWN PD | 1989 1988 | 0 0 | 0 0 | 0 0 | 0 1 | 0 1 | 12 6 | 37 40 | 4 5 | 53 53 | 8.3 8.1 |

PART I OFFENSES REPORTED/KNOWN TO POLICE
NEW YORK STATE
BY AGENCY

| AGENCY | YEAR | MURDER | NEGLIGENT MANSLAUGHTER | RAPE | ROBBERY | AGGRAVATED ASSAULT | BURGLARY | LARCENY | MOTOR VEHICLE THEFT | INDEX** TOTAL | CRIME RATE PER 1,000 |
|-----------------------------|------|--------|---------------------------|------|---------|-----------------------|----------|---------|---------------------------|------------------|-------------------------------|
| CHEMUNG COUNTY (CONTINUED) | | | | | | | | | | | |
| SOUTHPORT TOWN PD | 1989 | 0 | 0 | 0 | 0 | 0 | 4 | 54 | 0 | 58 | 5.5 |
| | 1988 | 0 | 0 | 0 | 0 | 0 | 18 | 65 | 0 | 83 | 7.9 |
| COUNTY TOTAL | 1989 | 2 | 2 | 22 | 48 | 200 | 709 | 3020 | 137 | 4138 | |
| | 1988 | 1 | 2 | 21 | 54 | 178 | 748 | 2911 | 123 | 4036 | |
| CRIME RATE PER 100,000 | 1989 | 2.2 | 2.2 | 23.9 | 52.2 | 217.6 | 771.4 | 3285.9 | 149.1 | 4502.3 | |
| | 1988 | 1.1 | 2.2 | 23.1 | 59.5 | 196.1 | 824.1 | 3207.2 | 135.5 | 4446.6 | |
| CHENANGO COUNTY | | | | | | | | | | | |
| SHERIFF - CHENANGO COUNTY | 1989 | 0 | 0 | 0 | 1 | 29 | 90 | 169 | 10 | 299 | 8.2 |
| | 1988 | 0 | 0 | 0 | 5 | 31 | 104 | 148 | 16 | 304 | 8.6 |
| CHENANGO COUNTY (SP) | 1989 | 0 | 1 | 3 | 0 | 10 | 105 | 157 | 8 | 283 | |
| | 1988 | 0 | 0 | 1 | 1 | 25 | 105 | 134 | 13 | 279 | |
| CHENANGO COUNTY (PK) | 1989 | 0 | 0 | 0 | 0 | 0 | 0 | 0 | 0 | 0 | |
| | 1988 | 0 | 0 | 0 | 0 | 0 | 0 | 2 | 0 | 2 | |
| CHENANGO COUNTY (RR-D&H) | 1989 | 0 | 0 | 0 | 0 | 0 | 1 | 0 | 0 | 1 | |
| | 1988 | 0 | 0 | 0 | 0 | 0 | 0 | 1 | 0 | 1 | |
| AFTON VILLAGE PD | 1989 | 0 | 0 | 0 | 0 | 1 | 4 | 17 | 1 | 23 | 24.9 |
| | 1988 | 0 | 0 | 0 | 0 | 2 | 0 | 9 | 1 | 12 | 13.1 |
| BAINBRIDGE VILLAGE PD | 1989 | 0 | 0 | 0 | 0 | 0 | 5 | 31 | 1 | 37 | 23.4 |
| | 1988 | 0 | 0 | 0 | 0 | 7 | 5 | 18 | 0 | 30 | 19.1 |
| GREENE VILLAGE PD | 1989 | 0 | 0 | 1 | 0 | 2 | 5 | 41 | 1 | 50 | 25.2 |
| | 1988 | 0 | 0 | 0 | 0 | 0 | 6 | 36 | 1 | 43 | 21.8 |
| NEW BERLIN TOWN AND VILL PD | 1989 | 0 | 0 | 1 | 0 | 1 | 5 | 12 | 0 | 19 | 14.1 |
| | 1988 | 0 | 0 | 0 | 0 | 0 | 4 | 7 | 0 | 11 | 7.9 |
| NORWICH CITY PD | 1989 | 0 | 0 | 0 | 1 | 2 | 36 | 243 | 3 | 285 | 36.6 |
| | 1988 | 0 | 0 | 0 | 5 | 1 | 43 | 265 | 0 | 314 | 39.2 |

PART I OFFENSES REPORTED/KNOWN TO POLICE
NEW YORK STATE
BY AGENCY

| AGENCY | YEAR | MURDER | NEGLIGENT MANSLAUGHTER | RAPE | ROBBERY | AGGRAVATED ASSAULT | BURGLARY | LARCENY | MOTOR VEHICLE THEFT | INDEX** TOTAL | CRIME RATE PER 1,000 |
|-----------------------------|------|--------|---------------------------|------|---------|-----------------------|----------|---------|---------------------------|------------------|-------------------------------|
| CHENANGO COUNTY (CONTINUED) | | | | | | | | | | | |
| SHERBURNE VILLAGE PD | 1989 | 0 | 0 | 0 | 0 | 3 | 8 | 32 | 2 | 45 | 30.3 |
| | 1988 | 0 | 0 | 0 | 1 | 1 | 5 | 18 | 2 | 27 | 17.6 |
| COUNTY TOTAL | 1989 | 0 | 1 | 5 | 2 | 48 | 259 | 702 | 26 | 1042 | |
| | 1988 | 0 | 0 | 1 | 12 | 67 | 272 | 638 | 33 | 1023 | |
| CRIME RATE PER 100,000 | 1989 | 0.0 | 1.9 | 9.7 | 3.9 | 93.4 | 503.7 | 1365.3 | 50.6 | 2026.6 | |
| | 1988 | 0.0 | 0.0 | 2.0 | 23.6 | 131.9 | 535.4 | 1255.8 | 65.0 | 2013.6 | |
| CLINTON COUNTY | | | | | | | | | | | |
| SHERIFF - CLINTON COUNTY | 1989 | 0 | 0 | 0 | 0 | 5 | 0 | 11 | 0 | 16 | 0.3 |
| | 1988 | 0 | 0 | 0 | 0 | 2 | 1 | 14 | 1 | 18 | 0.3 |
| CLINTON COUNTY (SP) | 1989 | 3 | 0 | 4 | 5 | 151 | 326 | 701 | 17 | 1207 | |
| | 1988 | 1 | 1 | 4 | 0 | 152 | 289 | 713 | 22 | 1181 | |
| CLINTON COUNTY (PK) | 1989 | 0 | 0 | 0 | 0 | 0 | 2 | 13 | 0 | 15 | |
| | 1988 | 0 | 0 | 1 | 0 | 0 | 1 | 7 | 0 | 9 | |
| CLINTON COUNTY (RR-D&H) | 1989 | 0 | 0 | 0 | 0 | 0 | 1 | 6 | 0 | 7 | |
| | 1988 | 0 | 0 | 0 | 0 | 0 | 0 | 5 | 0 | 5 | |
| SUNY COLLEGE AT PLATTSBURGH | 1989 | 0 | 0 | 0 | 1 | 0 | 6 | 92 | 0 | 99 | |
| | 1988 | 0 | 0 | 0 | 0 | 1 | 12 | 135 | 0 | 148 | |
| PLATTSBURGH CITY PD | 1989 | 0 | 0 | 5 | 0 | 17 | 144 | 530 | 38 | 734 | 35.8 |
| | 1988 | 1 | 0 | 0 | 3 | 33 | 116 | 519 | 30 | 702 | 33.4 |
| CHAMPLAIN VILLAGE PD | 1989 | 0 | 0 | 0 | 0 | 0 | 1 | 2 | 0 | 3 | 1.9 |
| | 1988 | 0 | 0 | 0 | 0 | 0 | 0 | 3 | 0 | 3 | 2.0 |
| ROUSES POINT VILLAGE PD | 1989 | 0 | 0 | 0 | 0 | 1 | 5 | 5 | 1 | 12 | 5.1 |
| | 1988 | 0 | 0 | 0 | 1 | 1 | 6 | 13 | 1 | 22 | 9.1 |
| COUNTY TOTAL | 1989 | 3 | 0 | 9 | 6 | 174 | 485 | 1360 | 56 | 2093 | |
| | 1988 | 2 | 1 | 5 | 4 | 189 | 425 | 1409 | 54 | 2088 | |
| CRIME RATE PER 100,000 | 1989 | 3.7 | 0.0 | 11.0 | 7.3 | 211.7 | 590.1 | 1654.8 | 68.1 | 2546.6 | |
| | 1988 | 2.4 | 1.2 | 6.1 | 4.9 | 230.4 | 518.1 | 1717.7 | 65.8 | 2545.4 | |

PART I OFFENSES REPORTED/KNOWN TO POLICE
NEW YORK STATE
BY AGENCY

| AGENCY | YEAR | MURDER | NEGLIGENT MANSLAUGHTER | RAPE | ROBBERY | AGGRAVATED ASSAULT | BURGLARY | LARCENY | MOTOR VEHICLE THEFT | INDEX** TOTAL | CRIME |
|--------------------------------|------|--------|---------------------------|------|---------|-----------------------|----------|---------|---------------------------|------------------|----------------------|
| | | | | | | | | | | | RATE PER 1,000 |
| COLUMBIA COUNTY | | | | | | | | | | | |
| SHERIFF - COLUMBIA COUNTY | 1989 | 0 | 0 | 0 | 3 | 67 | 149 | 177 | 19 | 415 | 11.0 |
| | 1988 | 0 | 0 | 0 | 1 | 82 | 145 | 190 | 21 | 439 | 11.6 |
| COLUMBIA COUNTY (SP) | 1989 | 1 | 0 | 3 | 0 | 26 | 150 | 263 | 22 | 465 | |
| | 1988 | 0 | 0 | 0 | 2 | 9 | 171 | 284 | 17 | 483 | |
| COLUMBIA COUNTY (TWY) | 1989 | 0 | 0 | 0 | 0 | 0 | 0 | 0 | 0 | 0 | |
| | 1988 | 0 | 0 | 0 | 0 | 0 | 0 | 3 | 0 | 3 | |
| STATE PARK POLICE, TACONIC RGN | 1989 | 0 | 0 | 0 | 0 | 1 | 0 | 8 | 0 | 9 | |
| | 1988 | 0 | 0 | 0 | 0 | 0 | 1 | 13 | 0 | 14 | |
| COLUMBIA COUNTY (RR-RC) | 1989 | 0 | 0 | 0 | 0 | 0 | 2 | 4 | 0 | 6 | |
| | 1988 | 0 | 0 | 0 | 0 | 0 | 1 | 0 | 0 | 1 | |
| HUDSON CITY PD | 1989 | 1 | 0 | 5 | 12 | 145 | 129 | 352 | 21 | 665 | 83.4 |
| | 1988 | 1 | 0 | 0 | 17 | 100 | 99 | 298 | 12 | 527 | 64.8 |
| PHILMONT VILLAGE PD | 1989 | 0 | 0 | 0 | 0 | 0 | 0 | 1 | 0 | 1 | 0.8 |
| | 1988 | 0 | 0 | 0 | 0 | 0 | 0 | 6 | 0 | 6 | 4.4 |
| GREENPORT TOWN PD | 1989 | 0 | 0 | 1 | 0 | 5 | 10 | 66 | 3 | 85 | 21.1 |
| | 1988 | 0 | 0 | 0 | 0 | 0 | 9 | 49 | 2 | 60 | 14.9 |
| GERMANTOWN TOWN PD | 1989 | 0 | 0 | 0 | 0 | 0 | 0 | 5 | 0 | 5 | 2.5 |
| | 1988 | 0 | 0 | 0 | 0 | 0 | 3 | 2 | 0 | 5 | 2.6 |
| CHATHAM VILLAGE PD | 1989 | 0 | 0 | 1 | 0 | 42 | 39 | 156 | 4 | 242 | 118.9 |
| | 1988 | 0 | 0 | 0 | 0 | 33 | 26 | 198 | 10 | 267 | 128.2 |
| STOCKPORT TOWN PD | 1989 | 0 | 0 | 0 | 0 | 0 | 0 | 0 | 0 | 0 | 0.0 |
| | 1988 | 0 | 0 | 0 | 0 | 0 | 2 | 3 | 0 | 5 | 1.6 |
| COPAKE TOWN PD | 1989 | 0 | 0 | 0 | 0 | 0 | 2 | 4 | 0 | 6 | 2.0 |
| | 1988 | 0 | 0 | 0 | 0 | 0 | 1 | 3 | 1 | 5 | 1.7 |
| COUNTY TOTAL | 1989 | 2 | 0 | 10 | 15 | 286 | 481 | 1036 | 69 | 1899 | |
| | 1988 | 1 | 0 | 0 | 20 | 224 | 458 | 1049 | 63 | 1815 | |
| CRIME RATE PER 100,000 | 1989 | 3.3 | 0.0 | 16.3 | 24.5 | 467.0 | 785.4 | 1691.7 | 112.7 | 3101.0 | |
| | 1988 | 1.6 | 0.0 | 0.0 | 32.6 | 365.1 | 746.6 | 1709.9 | 102.7 | 2958.6 | |

PART I OFFENSES REPORTED/KNOWN TO POLICE
NEW YORK STATE
BY AGENCY

| AGENCY | YEAR | MURDER | NEGLIGENT MANSLAUGHTER | RAPE | ROBBERY | AGGRAVATED ASSAULT | BURGLARY | LARCENY | MOTOR VEHICLE THEFT | INDEX** TOTAL | CRIME RATE PER 1,000 |
|---------------------------|------|--------|---------------------------|------|---------|-----------------------|----------|---------|---------------------------|------------------|-------------------------------|
| CORTLAND COUNTY | | | | | | | | | | | |
| SHERIFF - CORTLAND COUNTY | 1989 | 0 | 0 | 2 | 1 | 22 | 71 | 261 | 12 | 369 | 15.8 |
| | 1988 | 0 | 0 | 0 | 0 | 11 | 40 | 287 | 9 | 347 | 14.7 |
| CORTLAND COUNTY (SP) | 1989 | 0 | 0 | 1 | 1 | 2 | 71 | 246 | 8 | 329 | |
| | 1988 | 0 | 1 | 2 | 0 | 9 | 57 | 221 | 19 | 308 | |
| CORTLAND COUNTY (PK) | 1989 | 0 | 0 | 0 | 0 | 0 | 0 | 0 | 0 | 0 | |
| | 1988 | 0 | 0 | 0 | 0 | 0 | 0 | 0 | 0 | 0 | |
| SUNY COLLEGE AT CORTLAND | 1989 | 0 | 0 | 1 | 1 | 0 | 2 | 189 | 0 | 193 | |
| | 1988 | 0 | 0 | 0 | 0 | 2 | 2 | 197 | 3 | 204 | |
| CORTLAND CITY PD | 1989 | 0 | 0 | 10 | 7 | 17 | 154 | 705 | 38 | 931 | 48.6 |
| | 1988 | 0 | 0 | 15 | 9 | 21 | 176 | 936 | 48 | 1205 | 62.4 |
| HOMER VILLAGE PD | 1989 | 0 | 0 | 0 | 0 | 3 | 18 | 46 | 2 | 69 | 16.9 |
| | 1988 | 0 | 0 | 0 | 0 | 5 | 15 | 83 | 2 | 105 | 26.3 |
| MCGRAW VILLAGE PD | 1989 | 0 | 0 | 0 | 0 | 0 | 4 | 3 | 0 | 7 | 5.0 |
| | 1988 | 0 | 0 | 0 | 0 | 0 | 1 | 6 | 1 | 8 | 6.2 |
| | | | | | | | | | | | |
| COUNTY TOTAL | 1989 | 0 | 0 | 14 | 10 | 44 | 320 | 1450 | 60 | 1898 | |
| | 1988 | 0 | 1 | 17 | 9 | 48 | 291 | 1730 | 82 | 2177 | |
| | | | | | | | | | | | |
| CRIME RATE PER 100,000 | 1989 | 0.0 | 0.0 | 29.2 | 20.8 | 91.6 | 666.5 | 3020.3 | 125.0 | 3953.4 | |
| | 1988 | 0.0 | 2.1 | 35.3 | 18.7 | 99.6 | 603.8 | 3589.7 | 170.1 | 4517.2 | |
| | | | | | | | | | | | |
| DELAWARE COUNTY | | | | | | | | | | | |
| SHERIFF - DELAWARE COUNTY | 1989 | 4 | 0 | 0 | 0 | 22 | 58 | 73 | 9 | 166 | 5.0 |
| | 1988 | 0 | 0 | 1 | 0 | 14 | 49 | 85 | 8 | 157 | 4.8 |
| DELAWARE COUNTY (SP) | 1989 | 0 | 2 | 4 | 0 | 33 | 236 | 206 | 16 | 495 | |
| | 1988 | 0 | 0 | 1 | 3 | 36 | 214 | 146 | 11 | 411 | |
| DELAWARE COUNTY (PK) | 1989 | 0 | 0 | 0 | 0 | 0 | 0 | 1 | 0 | 1 | |
| | 1988 | 0 | 0 | 0 | 0 | 0 | 0 | 0 | 0 | 0 | |
| DELAWARE COUNTY (RR-RC) A | 1989 | 0 | 0 | 0 | 0 | 0 | 1 | 0 | 0 | 1 | |
| | 1988 | 0 | 0 | 0 | 0 | 0 | 0 | 0 | 0 | 0 | |
| DELAWARE COUNTY (RR-D&H) | 1989 | 0 | 0 | 0 | 0 | 0 | 0 | 0 | 0 | 0 | |
| | 1988 | 0 | 0 | 0 | 0 | 0 | 0 | 0 | 0 | 0 | |
| SUNY A & T COLL AT DELHI | 1989 | 0 | 0 | 0 | 1 | 1 | 21 | 105 | 0 | 128 | |
| | 1988 | 0 | 0 | 0 | 0 | 0 | 18 | 88 | 0 | 106 | |
| BEERSTON PCT (NYC-BWSP) | 1989 | 0 | 0 | 0 | 0 | 0 | 1 | 21 | 1 | 23 | |
| | 1988 | 0 | 0 | 0 | 0 | 0 | 3 | 12 | 1 | 16 | |

PART I OFFENSES REPORTED/KNOWN TO POLICE
NEW YORK STATE
BY AGENCY

| AGENCY | YEAR | MURDER | NEGLIGENT MANSLAUGHTER | RAPE | ROBBERY | AGGRAVATED ASSAULT | BURGLARY | LARCENY | MOTOR VEHICLE THEFT | INDEX** TOTAL | CRIME RATE PER 1,000 |
|--------------------------------|------|--------|---------------------------|------|---------|-----------------------|----------|---------|---------------------------|------------------|-------------------------------|
| DELAWARE COUNTY (CONTINUED) | | | | | | | | | | | |
| DELHI VILLAGE PD | 1989 | 0 | 0 | 0 | 0 | 5 | 2 | 29 | 0 | 36 | 11.2 |
| | 1988 | 0 | 0 | 0 | 1 | 4 | 3 | 41 | 2 | 51 | 14.7 |
| HANCOCK VILLAGE PD | 1989 | 0 | 0 | 0 | 0 | 0 | 7 | 9 | 3 | 19 | 13.4 |
| | 1988 | 0 | 0 | 1 | 0 | 5 | 6 | 11 | 3 | 26 | 18.8 |
| SIDNEY VILLAGE PD | 1989 | 0 | 0 | 0 | 0 | 7 | 23 | 202 | 9 | 241 | 51.4 |
| | 1988 | 0 | 0 | 2 | 0 | 3 | 20 | 133 | 7 | 165 | 34.6 |
| WALTON VILLAGE PD | 1989 | 0 | 0 | 1 | 0 | 14 | 10 | 63 | 6 | 94 | 28.9 |
| | 1988 | 0 | 0 | 0 | 0 | 7 | 20 | 64 | 1 | 92 | 27.5 |
| COLCHESTER TOWN PD | 1989 | 0 | 0 | 0 | 0 | 0 | 9 | 6 | 0 | 15 | 8.1 |
| | 1988 | 0 | 0 | 0 | 0 | 0 | 18 | 12 | 0 | 30 | 16.4 |
| COUNTY TOTAL | 1989 | 4 | 2 | 5 | 1 | 82 | 368 | 715 | 44 | 1219 | |
| | 1988 | 0 | 0 | 5 | 4 | 69 | 351 | 592 | 33 | 1054 | |
| CRIME RATE PER 100,000 | 1989 | 8.4 | 4.2 | 10.5 | 2.1 | 172.2 | 773.0 | 1501.8 | 92.4 | 2560.5 | |
| | 1988 | 0.0 | 0.0 | 10.6 | 8.5 | 146.2 | 743.8 | 1254.5 | 69.9 | 2233.5 | |
| DUTCHESS COUNTY | | | | | | | | | | | |
| SHERIFF - DUTCHESS COUNTY | 1989 | 0 | 0 | 5 | 8 | 138 | 357 | 739 | 69 | 1316 | 13.6 |
| | 1988 | 0 | 1 | 5 | 15 | 146 | 336 | 716 | 61 | 1279 | 13.2 |
| DUTCHESS COUNTY (SP) | 1989 | 0 | 2 | 15 | 14 | 149 | 378 | 706 | 80 | 1342 | |
| | 1988 | 4 | 0 | 16 | 11 | 202 | 342 | 644 | 62 | 1281 | |
| STATE PARK POLICE, TACONIC RGN | 1989 | 0 | 0 | 0 | 0 | 0 | 0 | 13 | 0 | 13 | |
| | 1988 | 0 | 0 | 0 | 0 | 0 | 1 | 8 | 0 | 9 | |
| DUTCHESS COUNTY (RR-MN) | 1989 | 0 | 0 | 0 | 2 | 1 | 6 | 56 | 6 | 71 | |
| | 1988 | 0 | 0 | 1 | 4 | 1 | 3 | 38 | 3 | 50 | |
| DUTCHESS COUNTY (RR-RC) | 1989 | 0 | 0 | 0 | 0 | 0 | 0 | 8 | 0 | 8 | |
| | 1988 | 0 | 0 | 0 | 0 | 0 | 0 | 2 | 0 | 2 | |
| BEACON CITY PD | 1989 | 2 | 0 | 2 | 15 | 148 | 158 | 429 | 40 | 794 | 56.8 |
| | 1988 | 1 | 0 | 2 | 15 | 94 | 137 | 254 | 17 | 520 | 37.6 |
| POUGHKEEPSIE CITY PD | 1989 | 3 | 0 | 16 | 176 | 112 | 599 | 1402 | 148 | 2456 | 81.8 |
| | 1988 | 0 | 5 | 20 | 156 | 81 | 547 | 1336 | 112 | 2252 | 74.3 |
| FISHKILL VILLAGE PD | 1989 | 0 | 0 | 0 | 0 | 0 | 14 | 44 | 2 | 60 | 34.6 |
| | 1988 | 0 | 0 | 0 | 0 | 2 | 36 | 58 | 4 | 100 | 57.5 |
| PAWLING VILLAGE PD | 1989 | 0 | 0 | 0 | 0 | 1 | 1 | 7 | 0 | 9 | 3.8 |
| | 1988 | 0 | 0 | 0 | 0 | 0 | 4 | 10 | 0 | 14 | 6.2 |

PART I OFFENSES REPORTED/KNOWN TO POLICE
NEW YORK STATE
BY AGENCY

| AGENCY | YEAR | MURDER | NEGLIGENT MANSLAUGHTER | RAPE | ROBBERY | AGGRAVATED ASSAULT | BURGLARY | LARCENY | MOTOR VEHICLE THEFT | INDEX** TOTAL | CRIME RATE PER 1,000 |
|--------------------------------|------|--------|---------------------------|------|---------|-----------------------|----------|---------|---------------------------|------------------|-------------------------------|
| DUTCHESS COUNTY (CONTINUED) | | | | | | | | | | | |
| WAPPINGERS FALLS VILLAGE PD | 1989 | 0 | 0 | 0 | 0 | 5 | 28 | 120 | 7 | 160 | 29.5 |
| | 1988 | 0 | 0 | 0 | 0 | 9 | 13 | 41 | 3 | 66 | 12.3 |
| RED HOOK VILLAGE PD | 1989 | 0 | 0 | 0 | 0 | 2 | 1 | 17 | 0 | 20 | 10.6 |
| | 1988 | 0 | 0 | 0 | 0 | 2 | 2 | 20 | 2 | 26 | 14.4 |
| RHINEBECK VILLAGE PD | 1989 | 0 | 0 | 0 | 0 | 0 | 0 | 0 | 0 | 0 | 0.0 |
| | 1988 | 0 | 0 | 0 | 0 | 0 | 0 | 1 | 0 | 1 | 0.4 |
| MILLBROOK VILLAGE PD | 1989 | 0 | 0 | 0 | 0 | 3 | 7 | 12 | 0 | 22 | 15.4 |
| | 1988 | 0 | 0 | 0 | 0 | 2 | 3 | 15 | 0 | 20 | 14.7 |
| PINE PLAINS TOWN PD | 1989 | 0 | 0 | 0 | 0 | 0 | 8 | 8 | 1 | 17 | 7.7 |
| | 1988 | 0 | 0 | 0 | 0 | 0 | 7 | 18 | 0 | 25 | 11.2 |
| NORTHEAST T AND MILLERTON V PD | 1989 | 0 | 0 | 0 | 0 | 0 | 2 | 6 | 0 | 8 | 2.8 |
| | 1988 | 0 | 0 | 0 | 0 | 4 | 4 | 10 | 2 | 20 | 7.0 |
| POUGHKEEPSIE TOWN PD | 1989 | 5 | 0 | 5 | 16 | 57 | 304 | 1743 | 60 | 2190 | 55.1 |
| | 1988 | 2 | 0 | 4 | 22 | 82 | 287 | 1630 | 82 | 2109 | 53.1 |
| FISHKILL TOWN PD | 1989 | 0 | 0 | 1 | 0 | 17 | 27 | 192 | 10 | 247 | 14.4 |
| | 1988 | 0 | 0 | 0 | 1 | 19 | 27 | 135 | 8 | 190 | 12.4 |
| HYDE PARK TOWN PD | 1989 | 0 | 0 | 0 | 0 | 136 | 41 | 542 | 17 | 736 | 34.9 |
| | 1988 | 0 | 0 | 0 | 5 | 96 | 31 | 645 | 13 | 790 | 37.0 |
| EAST FISHKILL TOWN PD | 1989 | 0 | 0 | 0 | 3 | 6 | 86 | 198 | 11 | 304 | 13.0 |
| | 1988 | 0 | 0 | 0 | 2 | 9 | 107 | 195 | 22 | 335 | 15.4 |
| COUNTY TOTAL | 1989 | 10 | 2 | 44 | 234 | 775 | 2017 | 6242 | 451 | 9773 | |
| | 1988 | 7 | 6 | 48 | 231 | 749 | 1887 | 5776 | 391 | 9089 | |
| CRIME RATE PER 100,000 | 1989 | 3.8 | 0.8 | 16.7 | 89.0 | 294.9 | 767.5 | 2375.2 | 171.6 | 3718.8 | |
| | 1988 | 2.7 | 2.3 | 18.5 | 89.0 | 288.7 | 727.3 | 2226.3 | 150.7 | 3503.3 | |
| ERIE COUNTY | | | | | | | | | | | |
| SHERIFF - ERIE COUNTY | 1989 | 3 | 0 | 4 | 12 | 208 | 287 | 1467 | 100 | 2081 | 18.6 |
| | 1988 | 0 | 1 | 9 | 23 | 212 | 299 | 1429 | 107 | 2079 | 18.7 |
| ERIE COUNTY (SP) | 1989 | 0 | 0 | 5 | 2 | 74 | 179 | 603 | 48 | 911 | |
| | 1988 | 1 | 1 | 0 | 6 | 60 | 211 | 461 | 49 | 788 | |
| ERIE COUNTY (TWY) | 1989 | 0 | 0 | 0 | 0 | 0 | 0 | 16 | 0 | 16 | |
| | 1988 | 0 | 0 | 0 | 0 | 0 | 0 | 13 | 0 | 13 | |
| ERIE COUNTY (PK) | 1989 | 0 | 0 | 0 | 0 | 0 | 3 | 2 | 0 | 5 | |
| | 1988 | 0 | 0 | 0 | 0 | 0 | 1 | 10 | 0 | 11 | |

PART I OFFENSES REPORTED/KNOWN TO POLICE
NEW YORK STATE
BY AGENCY

| AGENCY | YEAR | MURDER | NEGLIGENT MANSLAUGHTER | RAPE | ROBBERY | AGGRAVATED ASSAULT | BURGLARY | LARCENY | MOTOR VEHICLE THEFT | INDEX** TOTAL | CRIME RATE PER 1,000 |
|-------------------------------|------|--------|---------------------------|------|---------|-----------------------|----------|---------|---------------------------|------------------|-------------------------------|
| ERIE COUNTY (CONTINUED) | | | | | | | | | | | |
| ERIE COUNTY (RR-RC) | 1989 | 0 | 0 | 0 | 0 | 0 | 84 | 92 | 0 | 176 | |
| | 1988 | 0 | 0 | 0 | 0 | 0 | 150 | 20 | 0 | 170 | |
| ERIE COUNTY (RR-D&H) | 1989 | 0 | 0 | 0 | 0 | 0 | 28 | 19 | 1 | 48 | |
| | 1988 | 0 | 0 | 0 | 0 | 0 | 22 | 20 | 1 | 43 | |
| ERIE COUNTY (RR-N&W) | 1989 | 0 | 0 | 0 | 0 | 0 | 14 | 14 | 1 | 29 | |
| | 1988 | 0 | 0 | 0 | 0 | 0 | 8 | 11 | 0 | 19 | |
| ERIE COUNRY (RR-RC)P | 1989 | 0 | 0 | 0 | 0 | 0 | 0 | 0 | 0 | 0 | |
| | 1988 | 0 | 0 | 0 | 0 | 0 | 0 | 0 | 0 | 0 | |
| SUNY-BUFFALO (AMHERST CAMPUS) | 1989 | 0 | 0 | 0 | 0 | 1 | 23 | 66 | 4 | 94 | |
| | 1988 | 0 | 0 | 1 | 0 | 2 | 96 | 370 | 9 | 478 | |
| SUNY - BUFFALO | 1989 | 0 | 0 | 1 | 2 | 5 | 187 | 441 | 16 | 652 | |
| | 1988 | 0 | 0 | 0 | 2 | 1 | 74 | 196 | 20 | 293 | |
| SUNY COLLEGÈ AT BUFFALO | 1989 | 0 | 0 | 2 | 2 | 3 | 38 | 152 | 1 | 198 | |
| | 1988 | 0 | 0 | 4 | 1 | 3 | 56 | 115 | 0 | 179 | |
| BUFFALO CITY PD | 1989 | 38 | 2 | 268 | 1829 | 2345 | 7323 | 11797 | 3205 | 26805 | 85.3 |
| | 1988 | 42 | 3 | 289 | 1768 | 2157 | 7390 | 10976 | 3020 | 25642 | 79.2 |
| LACKAWANNA CITY PD | 1989 | 0 | 0 | 5 | 33 | 200 | 164 | 451 | 96 | 949 | 45.0 |
| | 1988 | 1 | 0 | 7 | 40 | 225 | 211 | 468 | 95 | 1047 | 49.1 |
| TONAWANDA CITY PD | 1989 | 0 | 0 | 1 | 1 | 48 | 57 | 328 | 26 | 461 | 25.0 |
| | 1988 | 0 | 0 | 2 | 5 | 40 | 117 | 307 | 19 | 490 | 27.0 |
| KENMORE VILLAGE PD | 1989 | 0 | 0 | 1 | 11 | 30 | 98 | 293 | 25 | 458 | 27.5 |
| | 1988 | 0 | 0 | 0 | 2 | 19 | 80 | 295 | 19 | 415 | 24.1 |
| EAST AURORA-TOWN OF AURORA PD | 1989 | 0 | 0 | 0 | 3 | 15 | 63 | 242 | 8 | 331 | 23.7 |
| | 1988 | 0 | 0 | 0 | 0 | 16 | 40 | 218 | 14 | 288 | 21.3 |
| DEPEW VILLAGE PD | 1989 | 0 | 0 | 0 | 7 | 51 | 86 | 474 | 25 | 643 | 32.9 |
| | 1988 | 0 | 0 | 0 | 11 | 30 | 76 | 463 | 33 | 613 | 31.8 |
| GOWANDA VILLAGE PD | 1989 | 0 | 0 | 0 | 1 | 13 | 13 | 21 | 0 | 48 | 62.2 |
| | 1988 | 0 | 0 | 0 | 2 | 7 | 4 | 20 | 5 | 38 | 50.2 |
| BLASDELL VILLAGE PD | 1989 | NA | | | | | | | | | |
| | 1988 | * | 0 | 0 | 0 | 7 | 11 | 27 | 1 | 46 | 14.2 |
| HAMBURG VILLAGE PD | 1989 | 0 | 0 | 1 | 0 | 20 | 33 | 152 | 10 | 216 | 19.8 |
| | 1988 | 0 | 0 | 0 | 1 | 17 | 37 | 161 | 3 | 219 | 20.8 |
| LANCASTER VILLAGE PD | 1989 | 0 | 0 | 0 | 3 | 26 | 48 | 192 | 11 | 280 | 20.1 |
| | 1988 | 0 | 0 | 2 | 2 | 18 | 54 | 199 | 12 | 287 | 21.5 |
| AKRON VILLAGE PD | 1989 | 0 | 0 | 0 | 0 | 1 | 2 | 13 | 0 | 16 | 5.2 |
| | 1988 | 0 | 0 | 0 | 0 | 2 | 5 | 3 | 0 | 10 | 3.4 |
| AMHERST TOWN PD | 1989 | 1 | 0 | 8 | 57 | 215 | 422 | 2292 | 286 | 3281 | 29.2 |
| | 1988 | 0 | 0 | 10 | 73 | 165 | 497 | 2163 | 224 | 3132 | 30.3 |
| BRANT TOWN PD | 1989 | 0 | 0 | 0 | 0 | 1 | 3 | 5 | 2 | 11 | 4.8 |
| | 1988 | 0 | 0 | 0 | 0 | 5 | 8 | 10 | 2 | 25 | 11.2 |
| CHEEKTOWAGA TOWN PD | 1989 | 3 | 1 | 13 | 54 | 161 | 676 | 2109 | 435 | 3451 | 38.5 |
| | 1988 | 1 | 0 | 10 | 73 | 206 | 624 | 1958 | 368 | 3240 | 35.7 |

PART I OFFENSES REPORTED/KNOWN TO POLICE
NEW YORK STATE
BY AGENCY

| AGENCY | YEAR | MURDER | NEGLIGENT MANSLAUGHTER | RAPE | ROBBERY | AGGRAVATED ASSAULT | BURGLARY | LARCENY | MOTOR VEHICLE THEFT | INDEX** TOTAL | CRIME RATE PER 1,000 |
|---------------------------|------|--------|---------------------------|------|---------|-----------------------|----------|---------|---------------------------|------------------|-------------------------------|
| ERIE COUNTY (CONTINUED) | | | | | | | | | | | |
| ORCHARD PARK TOWN PD | 1989 | 0 | 2 | 0 | 4 | 53 | 111 | 556 | 36 | 760 | 32.0 |
| | 1988 | 0 | 0 | 0 | 3 | 33 | 170 | 499 | 30 | 735 | 31.6 |
| EDEN TOWN PD | 1989 | 0 | 0 | 1 | 0 | 8 | 30 | 96 | 8 | 143 | 19.4 |
| | 1988 | 0 | 1 | 0 | 0 | 14 | 25 | 61 | 6 | 106 | 14.6 |
| EVANS TOWN PD | 1989 | 0 | 0 | 4 | 2 | 31 | 103 | 287 | 25 | 452 | 27.6 |
| | 1988 | 0 | 0 | 6 | 1 | 37 | 117 | 220 | 20 | 401 | 25.1 |
| HAMBURG TOWN PD | 1989 | 0 | 1 | 0 | 12 | 155 | 227 | 1255 | 123 | 1772 | 44.7 |
| | 1988 | 3 | 1 | 1 | 29 | 169 | 288 | 1116 | 105 | 1711 | 43.6 |
| LANCASTER TOWN PD | 1989 | 0 | 0 | 3 | 2 | 22 | 55 | 234 | 18 | 334 | 33.9 |
| | 1988 | 0 | 0 | 3 | 4 | 26 | 40 | 194 | 29 | 296 | 31.2 |
| TONAWANDA TOWN PD | 1989 | 0 | 0 | 1 | 28 | 136 | 385 | 1062 | 95 | 1707 | 25.9 |
| | 1988 | 0 | 1 | 5 | 23 | 112 | 356 | 1105 | 93 | 1694 | 25.6 |
| WEST SENECA TOWN PD | 1989 | 1 | 0 | 2 | 8 | 74 | 164 | 948 | 134 | 1331 | 26.8 |
| | 1988 | 0 | 0 | 4 | 18 | 90 | 221 | 942 | 151 | 1426 | 29.1 |
| COUNTY TOTAL | 1989 | 46 | 6 | 320 | 2073 | 3896 | 10906 | 25679 | 4739 | 47659 | |
| | 1988 | 48 | 8 | 353 | 2087 | 3673 | 11288 | 24050 | 4435 | 45934 | |
| CRIME RATE PER 100,000 | 1989 | 4.8 | 0.6 | 33.3 | 215.7 | 405.5 | 1135.0 | 2672.4 | 493.2 | 4959.9 | |
| | 1988 | 5.0 | 0.8 | 36.7 | 216.9 | 381.7 | 1173.2 | 2499.6 | 460.9 | 4774.0 | |
| * INACTIVATED | | | | | | | | | | | |
| ESSEX COUNTY | | | | | | | | | | | |
| SHERIFF - ESSEX COUNTY | 1989 | 0 | 0 | 0 | 0 | 0 | 0 | 0 | 0 | 0 | 0.0 |
| | 1988 | 0 | 0 | 0 | 0 | 0 | 0 | 0 | 0 | 0 | 0.0 |
| ESSEX COUNTY (SP) | 1989 | 1 | 0 | 5 | 0 | 39 | 249 | 296 | 13 | 603 | |
| | 1988 | 0 | 0 | 1 | 1 | 27 | 199 | 233 | 5 | 466 | |
| ESSEX COUNTY (RR-D&H) | 1989 | 0 | 0 | 0 | 0 | 0 | 0 | 8 | 0 | 8 | |
| | 1988 | 0 | 0 | 0 | 0 | 0 | 0 | 2 | 0 | 2 | |
| PORT HENRY VILLAGE PD | 1989 | 0 | 0 | 0 | 0 | 0 | 1 | 0 | 0 | 1 | 0.7 |
| | 1988 | 0 | 0 | 0 | 0 | 0 | 1 | 0 | 0 | 1 | 0.6 |
| LAKE PLACID VILLAGE PD | 1989 | 0 | 0 | 0 | 2 | 15 | 33 | 140 | 16 | 206 | 80.6 |
| | 1988 | 0 | 0 | 1 | 1 | 16 | 40 | 126 | 4 | 188 | 65.7 |
| TICONDEROGA TOWN PD | 1989 | 0 | 0 | 0 | 0 | 18 | 15 | 93 | 2 | 128 | 24.0 |
| | 1988 | 0 | 0 | 0 | 1 | 19 | 33 | 77 | 1 | 131 | 21.5 |

PART I OFFENSES REPORTED/KNOWN TO POLICE
NEW YORK STATE
BY AGENCY

| AGENCY | YEAR | MURDER | NEGLIGENT MANSLAUGHTER | RAPE | ROBBERY | AGGRAVATED ASSAULT | BURGLARY | LARCENY | MOTOR VEHICLE THEFT | INDEX** TOTAL | CRIME RATE PER 1,000 |
|---------------------------|------|--------|---------------------------|------|---------|-----------------------|----------|---------|---------------------------|------------------|-------------------------------|
| ESSEX COUNTY (CONTINUED) | | | | | | | | | | | |
| MORIAH TOWN PD | 1989 | 0 | 0 | 0 | 0 | 0 | 0 | 0 | 0 | 0 | 0.0 |
| | 1988 | 0 | 0 | 0 | 0 | 0 | 0 | 0 | 0 | 0 | 0.0 |
| COUNTY TOTAL | 1989 | 1 | 0 | 5 | 2 | 72 | 298 | 537 | 31 | 946 | |
| | 1988 | 0 | 0 | 2 | 3 | 62 | 273 | 438 | 10 | 788 | |
| CRIME RATE PER 100,000 | 1989 | 2.7 | 0.0 | 13.6 | 5.5 | 196.3 | 812.4 | 1463.9 | 84.5 | 2578.9 | |
| | 1988 | 0.0 | 0.0 | 5.4 | 8.1 | 168.3 | 740.9 | 1188.7 | 27.1 | 2138.5 | |
| FRANKLIN COUNTY | | | | | | | | | | | |
| SHERIFF - FRANKLIN COUNTY | 1989 | 0 | 0 | 0 | 0 | 0 | 0 | 0 | 0 | 0 | 0.0 |
| | 1988 | 0 | 0 | 0 | 0 | 0 | 0 | 0 | 0 | 0 | 0.0 |
| FRANKLIN COUNTY (SP) | 1989 | 4 | 1 | 5 | 4 | 70 | 154 | 277 | 8 | 522 | |
| | 1988 | 1 | 0 | 2 | 1 | 53 | 186 | 238 | 4 | 485 | |
| FRANKLIN COUNTY (PK) | 1989 | 0 | 0 | 0 | 0 | 0 | 0 | 0 | 0 | 0 | |
| | 1988 | 0 | 0 | 0 | 0 | 0 | 0 | 0 | 0 | 0 | |
| FRANKLIN COUNTY (RR-RC) | 1989 | 0 | 0 | 0 | 0 | 0 | 0 | 0 | 0 | 0 | |
| | 1988 | 0 | 0 | 0 | 0 | 0 | 0 | 0 | 0 | 0 | |
| TUPPER LAKE VILLAGE PD | 1989 | 0 | 0 | 0 | 0 | 2 | 14 | 72 | 1 | 89 | 21.3 |
| | 1988 | 0 | 0 | 0 | 0 | 4 | 3 | 77 | 2 | 86 | 22.5 |
| SARANAC LAKE VILLAGE PD | 1989 | 0 | 0 | 0 | 2 | 61 | 5 | 40 | 4 | 112 | 28.0 |
| | 1988 | 0 | 0 | 0 | 0 | 24 | 12 | 59 | 1 | 96 | 26.4 |
| MALONE VILLAGE PD | 1989 | 0 | 0 | 3 | 1 | 36 | 81 | 226 | 7 | 354 | 51.0 |
| | 1988 | 1 | 0 | 4 | 1 | 35 | 64 | 227 | 15 | 347 | 53.0 |
| COUNTY TOTAL | 1989 | 4 | 1 | 8 | 7 | 169 | 254 | 615 | 20 | 1077 | |
| | 1988 | 2 | 0 | 6 | 2 | 116 | 265 | 601 | 22 | 1014 | |
| CRIME RATE PER 100,000 | 1989 | 9.2 | 2.3 | 18.3 | 16.1 | 387.6 | 582.6 | 1410.6 | 45.9 | 2470.2 | |
| | 1988 | 4.6 | 0.0 | 13.8 | 4.6 | 266.2 | 608.1 | 1379.2 | 50.5 | 2327.0 | |

PART I OFFENSES REPORTED/KNOWN TO POLICE
NEW YORK STATE
BY AGENCY

| AGENCY | YEAR | MURDER | NEGLIGENT MANSLAUGHTER | RAPE | ROBBERY | AGGRAVATED ASSAULT | BURGLARY | LARCENY | MOTOR VEHICLE THEFT | INDEX** TOTAL | CRIME RATE PER 1,000 |
|----------------------------|------|--------|---------------------------|------|---------|-----------------------|----------|---------|---------------------------|------------------|-------------------------------|
| GENESEE COUNTY (CONTINUED) | | | | | | | | | | | |
| BATAVIA CITY PD | 1989 | 2 | 1 | 1 | 4 | 7 | 102 | 548 | 6 | 670 | 42.8 |
| | 1988 | 2 | 0 | 0 | 4 | 1 | 90 | 594 | 3 | 694 | 43.5 |
| LE ROY VILLAGE PD | 1989 | 0 | 0 | 1 | 1 | 17 | 28 | 90 | 8 | 145 | 29.3 |
| | 1988 | 0 | 0 | 0 | 2 | 18 | 28 | 103 | 8 | 159 | 32.8 |
| CORFU VILLAGE PD | 1989 | 0 | 0 | 0 | 0 | 0 | 0 | 0 | 0 | 0 | 0.0 |
| | 1988 | 0 | 0 | 0 | 0 | 0 | 0 | 0 | 0 | 0 | 0.0 |
| COUNTY TOTAL | 1989 | 5 | 2 | 8 | 7 | 67 | 313 | 1189 | 58 | 1647 | |
| | 1988 | 2 | 0 | 9 | 8 | 42 | 351 | 1255 | 60 | 1727 | |
| CRIME RATE PER 100,000 | 1989 | 8.5 | 3.4 | 13.6 | 11.9 | 114.1 | 532.9 | 2024.4 | 98.8 | 2804.2 | |
| | 1988 | 3.4 | 0.0 | 15.3 | 13.6 | 71.4 | 596.6 | 2133.0 | 102.0 | 2935.2 | |
| GREENE COUNTY | | | | | | | | | | | |
| SHERIFF - GREENE COUNTY | 1989 | 0 | 0 | 0 | 0 | 1 | 0 | 20 | 0 | 21 | 0.9 |
| | 1988 | 0 | 0 | 1 | 0 | 5 | 5 | 9 | 0 | 20 | 0.9 |
| GREENE COUNTY (SP) | 1989 | 2 | 1 | 3 | 0 | 132 | 261 | 323 | 24 | 745 | |
| | 1988 | 0 | 0 | 5 | 6 | 114 | 231 | 269 | 35 | 660 | |
| GREENE COUNTY (TWY) | 1989 | 0 | 0 | 0 | 0 | 0 | 0 | 4 | 0 | 4 | |
| | 1988 | 0 | 0 | 0 | 0 | 0 | 0 | 6 | 0 | 6 | |
| GREENE COUNTY (PK) | 1989 | 0 | 0 | 0 | 0 | 0 | 0 | 0 | 0 | 0 | |
| | 1988 | 0 | 0 | 0 | 0 | 0 | 0 | 0 | 0 | 0 | |
| GREENE COUNTY (RR-RC) A | 1989 | 0 | 0 | 0 | 0 | 0 | 0 | 0 | 0 | 0 | |
| | 1988 | 0 | 0 | 0 | 0 | 0 | 0 | 0 | 0 | 0 | |
| ATHENS VILLAGE PD | 1989 | 0 | 0 | 0 | 0 | 4 | 13 | 13 | 0 | 30 | 17.2 |
| | 1988 | 0 | 0 | 1 | 0 | 5 | 6 | 12 | 0 | 24 | 13.8 |
| CATSKILL VILLAGE PD | 1989 | 0 | 0 | 2 | 3 | 26 | 51 | 301 | 12 | 395 | 86.6 |
| | 1988 | 0 | 0 | 5 | 3 | 26 | 77 | 207 | 5 | 323 | 68.9 |
| COXSACKIE VILLAGE PD | 1989 | 0 | 0 | 1 | 0 | 1 | 23 | 52 | 3 | 80 | 27.3 |
| | 1988 | 0 | 0 | 0 | 0 | 25 | 27 | 36 | 0 | 88 | 31.3 |
| WINDHAM TOWN PD | 1989 | 0 | 0 | 0 | 0 | 2 | 12 | 11 | 1 | 26 | 15.9 |
| | 1988 | 0 | 0 | 0 | 0 | 1 | 15 | 5 | 1 | 22 | 13.8 |
| HUNTER TOWN PD | 1989 | 0 | 0 | 0 | 0 | 6 | 5 | 44 | 0 | 55 | 23.6 |
| | 1988 | 0 | 0 | 0 | 1 | 1 | 9 | 13 | 0 | 24 | 10.3 |
| DURHAM TOWN PD | 1989 | 0 | 0 | 0 | 0 | 2 | 2 | 0 | 1 | 5 | 2.2 |
| | 1988 | 0 | 0 | 0 | 0 | 0 | 4 | 0 | 0 | 4 | 1.8 |

PART I OFFENSES REPORTED/KNOWN TO POLICE
NEW YORK STATE
BY AGENCY

| AGENCY | YEAR | MURDER | NEGLIGENT MANSLAUGHTER | RAPE | ROBBERY | AGGRAVATED ASSAULT | BURGLARY | LARCENY | MOTOR VEHICLE THEFT | INDEX** TOTAL | CRIME RATE PER 1,000 |
|---------------------------|------|--------|---------------------------|------|---------|-----------------------|----------|---------|---------------------------|------------------|-------------------------------|
| GREENE COUNTY (CONTINUED) | | | | | | | | | | | |
| CAIRO TOWN PD | 1989 | 0 | 0 | 0 | 0 | 0 | 0 | 0 | 0 | 0 | 0.0 |
| | 1988 | 0 | 0 | 0 | 0 | 0 | 1 | 0 | 0 | 1 | 0.2 |
| COUNTY TOTAL | 1989 | 2 | 1 | 6 | 3 | 174 | 367 | 768 | 41 | 1361 | |
| | 1988 | 0 | 0 | 12 | 10 | 177 | 375 | 557 | 41 | 1172 | |
| CRIME RATE PER 100,000 | 1989 | 4.6 | 2.3 | 13.9 | 6.9 | 402.8 | 849.6 | 1777.9 | 94.9 | 3150.6 | |
| | 1988 | 0.0 | 0.0 | 28.3 | 23.5 | 416.8 | 883.0 | 1311.5 | 96.5 | 2759.5 | |
| HAMILTON COUNTY | | | | | | | | | | | |
| SHERIFF - HAMILTON COUNTY | 1989 | 0 | 0 | 0 | 0 | 0 | 14 | 17 | 0 | 31 | 6.7 |
| | 1988 | 0 | 0 | 0 | 0 | 0 | 2 | 19 | 0 | 21 | 4.6 |
| HAMILTON COUNTY (SP) B | 1989 | 0 | 0 | 0 | 2 | 3 | 19 | 32 | 1 | 57 | |
| | 1988 | 0 | 0 | 0 | 0 | 4 | 7 | 20 | 0 | 31 | |
| HAMILTON COUNTY (SP) G | 1989 | 0 | 0 | 0 | 0 | 0 | 4 | 12 | 0 | 16 | |
| | 1988 | 0 | 0 | 0 | 0 | 1 | 10 | 13 | 1 | 25 | |
| INLET TOWN PD | 1989 | 0 | 0 | 0 | 0 | 0 | 6 | 22 | 3 | 31 | 110.3 |
| | 1988 | 0 | 1 | 0 | 0 | 0 | 4 | 8 | 0 | 12 | 38.1 |
| COUNTY TOTAL | 1989 | 0 | 0 | 0 | 2 | 3 | 43 | 83 | 4 | 135 | |
| | 1988 | 0 | 1 | 0 | 0 | 5 | 23 | 60 | 1 | 89 | |
| CRIME RATE PER 100,000 | 1989 | 0.0 | 0.0 | 0.0 | 40.7 | 61.1 | 875.6 | 1690.1 | 81.4 | 2748.9 | |
| | 1988 | 0.0 | 20.3 | 0.0 | 0.0 | 101.6 | 467.5 | 1219.5 | 20.3 | 1808.9 | |
| HERKIMER COUNTY | | | | | | | | | | | |
| SHERIFF - HERKIMER COUNTY | 1989 | 0 | 0 | 0 | 0 | 1 | 0 | 4 | 0 | 5 | 0.1 |
| | 1988 | 0 | 0 | 0 | 0 | 1 | 0 | 25 | 0 | 26 | 0.8 |
| HERKIMER COUNTY (SP) | 1989 | 1 | 1 | 1 | 1 | 11 | 235 | 227 | 7 | 483 | |
| | 1988 | 0 | 0 | 3 | 2 | 15 | 209 | 216 | 3 | 448 | |

PART I OFFENSES REPORTED/KNOWN TO POLICE
NEW YORK STATE
BY AGENCY

| AGENCY | YEAR | MURDER | NEGLIGENT MANSLAUGHTER | RAPE | ROBBERY | AGGRAVATED ASSAULT | BURGLARY | LARCENY | MOTOR VEHICLE THEFT | INDEX** TOTAL | CRIME RATE PER 1,000 |
|-----------------------------|------|--------|---------------------------|------|---------|-----------------------|----------|---------|---------------------------|------------------|-------------------------------|
| HERKIMER COUNTY (CONTINUED) | | | | | | | | | | | |
| HERKIMER COUNTY (TWY) | 1989 | 0 | 0 | 0 | 0 | 0 | 0 | 8 | 0 | 8 | |
| | 1988 | 0 | 0 | 0 | 0 | 0 | 0 | 5 | 0 | 5 | |
| HERKIMER COUNTY (PK) | 1989 | 0 | 0 | 0 | 0 | 0 | 0 | 0 | 0 | 0 | |
| | 1988 | 0 | 0 | 0 | 0 | 0 | 0 | 0 | 0 | 0 | |
| HERKIMER COUNTY (RR-RC) | 1989 | 0 | 0 | 0 | 0 | 0 | 0 | 0 | 0 | 0 | |
| | 1988 | 0 | 0 | 0 | 0 | 0 | 0 | 1 | 0 | 1 | |
| FRANKFORT VILLAGE PD | 1989 | 0 | 0 | 0 | 1 | 0 | 10 | 36 | 0 | 47 | 15.0 |
| | 1988 | 0 | 0 | 0 | 1 | 0 | 11 | 40 | 2 | 54 | 17.8 |
| ILION VILLAGE PD | 1989 | 0 | 0 | 0 | 2 | 23 | 20 | 239 | 0 | 284 | 29.9 |
| | 1988 | 0 | 0 | 4 | 0 | 19 | 26 | 229 | 0 | 278 | 29.5 |
| MOHAWK VILLAGE PD | 1989 | 0 | 0 | 1 | 0 | 8 | 14 | 36 | 2 | 61 | 21.9 |
| | 1988 | 0 | 0 | 0 | 0 | 6 | 15 | 57 | 0 | 78 | 27.3 |
| HERKIMER VILLAGE PD | 1989 | 0 | 0 | 1 | 1 | 16 | 37 | 186 | 10 | 251 | 31.5 |
| | 1988 | 0 | 0 | 0 | 0 | 5 | 37 | 242 | 10 | 294 | 35.4 |
| DOLGEVILLE VILLAGE PD | 1989 | 0 | 0 | 0 | 0 | 3 | 8 | 21 | 0 | 32 | 12.7 |
| | 1988 | 0 | 0 | 1 | 0 | 4 | 8 | 26 | 1 | 40 | 16.4 |
| LITTLE FALLS CITY PD | 1989 | 0 | 0 | 1 | 0 | 1 | 20 | 78 | 5 | 105 | 17.9 |
| | 1988 | 0 | 0 | 0 | 0 | 1 | 15 | 93 | 2 | 111 | 18.7 |
| WEBB TOWN PD | 1989 | 0 | 0 | 0 | 0 | 0 | 16 | 54 | 15 | 85 | 47.4 |
| | 1988 | 0 | 0 | 1 | 0 | 1 | 22 | 36 | 3 | 63 | 35.9 |
| COUNTY TOTAL | 1989 | 1 | 1 | 4 | 5 | 63 | 360 | 889 | 39 | 1361 | |
| | 1988 | 0 | 0 | 9 | 3 | 52 | 343 | 970 | 21 | 1398 | |
| CRIME RATE PER 100,000 | 1989 | 1.5 | 1.5 | 6.0 | 7.4 | 93.8 | 536.1 | 1323.8 | 58.1 | 2026.7 | |
| | 1988 | 0.0 | 0.0 | 13.4 | 4.5 | 77.4 | 510.6 | 1444.1 | 31.3 | 2081.3 | |
| JEFFERSON COUNTY | | | | | | | | | | | |
| SHERIFF - JEFFERSON COUNTY | 1989 | 0 | 0 | 11 | 3 | 48 | 156 | 279 | 13 | 510 | 9.2 |
| | 1988 | 0 | 2 | 4 | 0 | 30 | 132 | 318 | 18 | 502 | 9.7 |
| JEFFERSON COUNTY (SP) | 1989 | 0 | 1 | 4 | 1 | 27 | 192 | 429 | 15 | 668 | |
| | 1988 | 1 | 0 | 2 | 2 | 19 | 170 | 436 | 18 | 648 | |
| JEFFERSON COUNTY (PK) | 1989 | 0 | 0 | 0 | 0 | 1 | 3 | 17 | 0 | 21 | |
| | 1988 | 0 | 0 | 0 | 0 | 1 | 3 | 19 | 3 | 26 | |
| JEFFERSON COUNTY (RR-RC) | 1989 | 0 | 0 | 0 | 0 | 0 | 0 | 0 | 0 | 0 | |
| | 1988 | 0 | 0 | 0 | 0 | 0 | 0 | 0 | 0 | 0 | |

PART I OFFENSES REPORTED/KNOWN TO POLICE
NEW YORK STATE
BY AGENCY

| AGENCY | YEAR | MURDER | NEGLIGENT MANSLAUGHTER | RAPE | ROBBERY | AGGRAVATED ASSAULT | BURGLARY | LARCENY | MOTOR VEHICLE THEFT | INDEX** TOTAL | CRIME RATE PER 1,000 |
|------------------------------|------|--------|---------------------------|------|---------|-----------------------|----------|---------|---------------------------|------------------|-------------------------------|
| JEFFERSON COUNTY (CONTINUED) | | | | | | | | | | | |
| WATERTOWN CITY PD | 1989 | 4 | 0 | 7 | 9 | 27 | 315 | 1099 | 37 | 1498 | 49.5 |
| | 1988 | 0 | 0 | 10 | 9 | 37 | 320 | 1103 | 51 | 1530 | 53.7 |
| ADAMS VILLAGE PD | 1989 | 0 | 0 | 0 | 0 | 0 | 6 | 7 | 3 | 16 | 8.6 |
| | 1988 | 0 | 0 | 0 | 0 | 1 | 9 | 11 | 0 | 21 | 10.6 |
| ALEXANDRIA BAY VILLAGE PD | 1989 | 0 | 0 | 0 | 3 | 2 | 5 | 25 | 6 | 41 | 33.0 |
| | 1988 | 0 | 0 | 0 | 1 | 2 | 11 | 35 | 2 | 51 | 41.4 |
| BROWNVILLE VILLAGE PD | 1989 | 0 | 0 | 0 | 0 | 0 | 1 | 4 | 0 | 5 | 4.3 |
| | 1988 | 0 | 0 | 0 | 0 | 2 | 2 | 5 | 0 | 9 | 7.8 |
| DEXTER VILLAGE PD | 1989 | 0 | 0 | 0 | 0 | 1 | 2 | 3 | 0 | 6 | 5.8 |
| | 1988 | 0 | 0 | 0 | 0 | 0 | 6 | 3 | 1 | 10 | 9.4 |
| GLEN PARK VILLAGE PD | 1989 | 0 | 0 | 0 | 0 | 0 | 4 | 8 | 0 | 12 | 22.6 |
| | 1988 | 0 | 0 | 0 | 0 | 0 | 5 | 6 | 0 | 11 | 20.9 |
| CAPE VINCENT VILLAGE PD | 1989 | 0 | 0 | 0 | 0 | 0 | 2 | 0 | 2 | 4 | 5.5 |
| | 1988 | 0 | 0 | 0 | 0 | 0 | 2 | 6 | 1 | 9 | 12.9 |
| WEST CARTHAGE VILLAGE PD | 1989 | 0 | 0 | 0 | 0 | 0 | 2 | 6 | 0 | 8 | 3.9 |
| | 1988 | 0 | 0 | 0 | 0 | 1 | 6 | 10 | 0 | 17 | 8.9 |
| CLAYTON VILLAGE PD | 1989 | 0 | 0 | 0 | 0 | 4 | 9 | 14 | 0 | 27 | 13.1 |
| | 1988 | 0 | 0 | 0 | 0 | 4 | 4 | 36 | 0 | 44 | 24.4 |
| SACKETS HARBOR VILLAGE PD | 1989 | 0 | 0 | 0 | 0 | 2 | 10 | 16 | 2 | 30 | 28.0 |
| | 1988 | 0 | 0 | 0 | 0 | 1 | 7 | 18 | 0 | 26 | 24.0 |
| CARTHAGE VILLAGE PD | 1989 | 0 | 0 | 1 | 1 | 9 | 16 | 45 | 0 | 72 | 17.9 |
| | 1988 | 0 | 0 | 0 | 0 | 10 | 22 | 58 | 0 | 90 | 23.8 |
| COUNTY TOTAL | 1989 | 4 | 1 | 23 | 17 | 121 | 723 | 1952 | 78 | 2918 | |
| | 1988 | 1 | 2 | 16 | 12 | 108 | 699 | 2064 | 94 | 2994 | |
| CRIME RATE PER 100,000 | 1989 | 3.9 | 1.0 | 22.7 | 16.8 | 119.4 | 713.5 | 1926.4 | 77.0 | 2879.7 | |
| | 1988 | 1.0 | 2.1 | 16.8 | 12.6 | 113.2 | 732.8 | 2163.9 | 98.5 | 3138.9 | |
| KINGS COUNTY | | | | | | | | | | | |
| KINGS COUNTY (PK) | 1989 | 0 | 0 | 0 | 0 | 0 | 0 | 1 | 0 | 1 | |
| | 1988 | 0 | 0 | 0 | 0 | 0 | 0 | 1 | 0 | 1 | |
| KINGS COUNTY (RR-RC)A | 1989 | 0 | 0 | 0 | 0 | 0 | 0 | 0 | 0 | 0 | |
| | 1988 | 0 | 0 | 0 | 0 | 0 | 0 | 0 | 0 | 0 | |
| KINGS COUNTY (RR-LI) | 1989 | 0 | 0 | 0 | 15 | 0 | 15 | 45 | 0 | 75 | |
| | 1988 | 0 | 0 | 0 | 24 | 6 | 15 | 27 | 0 | 72 | |

PART I OFFENSES REPORTED/KNOWN TO POLICE
NEW YORK STATE
BY AGENCY

| AGENCY | YEAR | MURDER | NEGLIGENT MANSLAUGHTER | RAPE | ROBBERY | AGGRAVATED ASSAULT | BURGLARY | LARCENY | MOTOR VEHICLE THEFT | INDEX** TOTAL | CRIME RATE PER 1,000 |
|------------------------------|------|--------|---------------------------|------|---------|-----------------------|----------|---------|---------------------------|------------------|-------------------------------|
| KINGS COUNTY (CONTINUED) | | | | | | | | | | | |
| SUNY - DOWNSTATE MEDICAL CTR | 1989 | 0 | 0 | 0 | 2 | 0 | 0 | 270 | 0 | 272 | |
| | 1988 | 0 | 0 | 0 | 1 | 1 | 2 | 343 | 0 | 347 | |
| KINGS COUNTY (NYC PD) | 1989 | 608 | 2 | 1113 | 29691 | 23730 | 37601 | 54891 | 40912 | 188546 | |
| | 1988 | 631 | 2 | 1080 | 28070 | 23781 | 38408 | 63381 | 36202 | 191553 | |
| KINGS COUNTY (NYC TA) | 1989 | 6 | 0 | 6 | 2766 | 364 | 80 | 3398 | 0 | 6620 | |
| | 1988 | 5 | 0 | 11 | 2133 | 411 | 71 | 2711 | 0 | 5342 | |
| KINGS COUNTY (NYC HA) | 1989 | 65 | 0 | 137 | 1495 | 1831 | 1228 | 1142 | 183 | 6081 | |
| | 1988 | 62 | 0 | 140 | 1502 | 1683 | 1212 | 1334 | 176 | 6109 | |
| KINGS COUNTY (NYC PA) | 1989 | 0 | 0 | 0 | 1 | 1 | 20 | 16 | 0 | 38 | |
| | 1988 | 0 | 0 | 0 | 0 | 1 | 7 | 9 | 2 | 19 | |
| COUNTY TOTAL | 1989 | 679 | 2 | 1256 | 33970 | 25926 | 38944 | 59763 | 41095 | 201633 | 87.1 |
| | 1988 | 698 | 2 | 1231 | 31730 | 25883 | 39715 | 67806 | 36380 | 203443 | 88.2 |
| CRIME RATE PER 100,000 | 1989 | 29.3 | 0.1 | 54.3 | 1468.0 | 1120.4 | 1683.0 | 2582.7 | 1775.9 | 8713.6 | |
| | 1988 | 30.3 | 0.1 | 53.4 | 1375.5 | 1122.1 | 1721.7 | 2939.5 | 1577.1 | 8819.4 | |
| LEWIS COUNTY | | | | | | | | | | | |
| SHERIFF - LEWIS COUNTY | 1989 | 0 | 0 | 1 | 2 | 18 | 74 | 48 | 3 | 146 | 6.6 |
| | 1988 | 0 | 0 | 0 | 0 | 12 | 81 | 68 | 3 | 164 | 7.6 |
| LEWIS COUNTY (SP) | 1989 | 0 | 0 | 2 | 1 | 3 | 38 | 31 | 3 | 78 | |
| | 1988 | 0 | 0 | 2 | 0 | 3 | 41 | 43 | 4 | 93 | |
| LEWIS COUNTY (PK) | 1989 | 0 | 0 | 0 | 0 | 0 | 0 | 0 | 0 | 0 | |
| | 1988 | 0 | 0 | 0 | 0 | 0 | 0 | 0 | 0 | 0 | |
| LEWIS COUNTY (RR-RC) | 1989 | 0 | 0 | 0 | 0 | 0 | 0 | 0 | 0 | 0 | |
| | 1988 | 0 | 0 | 0 | 0 | 0 | 0 | 0 | 0 | 0 | |
| LOWVILLE VILLAGE PD | 1989 | 0 | 0 | 0 | 0 | 1 | 2 | 21 | 0 | 24 | 6.9 |
| | 1988 | 0 | 0 | 0 | 0 | 8 | 7 | 23 | 1 | 39 | 11.7 |

PART I OFFENSES REPORTED/KNOWN TO POLICE
NEW YORK STATE
BY AGENCY

| AGENCY | YEAR | MURDER | NEGLIGENT MANSLAUGHTER | RAPE | ROBBERY | AGGRAVATED ASSAULT | BURGLARY | LARCENY | MOTOR VEHICLE THEFT | INDEX** TOTAL | CRIME RATE PER 1,000 |
|-----------------------------|------|--------|---------------------------|------|---------|-----------------------|----------|---------|---------------------------|------------------|-------------------------------|
| LEWIS COUNTY (CONTINUED) | | | | | | | | | | | |
| LYONS FALLS VILLAGE PD | 1989 | 0 | 0 | 0 | 0 | 0 | 0 | 0 | 0 | 0 | 0.0 |
| | 1988 | 0 | 0 | 0 | 0 | 0 | 0 | 0 | 0 | 0 | 0.0 |
| COUNTY TOTAL | 1989 | 0 | 0 | 3 | 3 | 22 | 114 | 100 | 6 | 248 | |
| | 1988 | 0 | 0 | 2 | 0 | 23 | 129 | 134 | 8 | 296 | |
| CRIME RATE PER 100,000 | 1989 | 0.0 | 0.0 | 11.3 | 11.3 | 83.1 | 430.8 | 377.9 | 22.7 | 937.3 | |
| | 1988 | 0.0 | 0.0 | 7.8 | 0.0 | 89.5 | 501.9 | 521.3 | 31.1 | 1151.6 | |
| LIVINGSTON COUNTY | | | | | | | | | | | |
| SHERIFF - LIVINGSTON COUNTY | 1989 | 0 | 0 | 2 | 5 | 57 | 199 | 473 | 4 | 740 | 20.3 |
| | 1988 | 4 | 2 | 1 | 6 | 50 | 175 | 500 | 5 | 741 | 20.5 |
| LIVINGSTON COUNTY (SP) | 1989 | 0 | 1 | 0 | 0 | 12 | 35 | 141 | 14 | 202 | |
| | 1988 | 0 | 0 | 1 | 0 | 23 | 46 | 163 | 11 | 244 | |
| LIVINGSTON COUNTY (PK) | 1989 | 0 | 0 | 0 | 0 | 0 | 0 | 10 | 0 | 10 | |
| | 1988 | 0 | 0 | 0 | 0 | 0 | 1 | 8 | 0 | 9 | |
| LIVINGSTON COUNTY (RR-RC) | 1989 | 0 | 0 | 0 | 0 | 0 | 0 | 0 | 0 | 0 | |
| | 1988 | 0 | 0 | 0 | 0 | 0 | 0 | 0 | 0 | 0 | |
| LIVINGSTON COUNTY (RR-D&H) | 1989 | 0 | 0 | 0 | 0 | 0 | 0 | 0 | 0 | 0 | |
| | 1988 | 0 | 0 | 0 | 0 | 0 | 0 | 0 | 0 | 0 | |
| SUNY COLLEGE AT GENESEO | 1989 | 0 | 0 | 0 | 1 | 0 | 9 | 222 | 2 | 234 | |
| | 1988 | 0 | 0 | 1 | 0 | 0 | 14 | 213 | 0 | 228 | |
| AVON VILLAGE PD | 1989 | 0 | 0 | 0 | 0 | 1 | 8 | 46 | 0 | 55 | 18.2 |
| | 1988 | 0 | 0 | 0 | 0 | 0 | 8 | 36 | 4 | 48 | 15.6 |
| CALEDONIA VILLAGE PD | 1989 | 0 | 0 | 0 | 0 | 2 | 12 | 25 | 1 | 40 | 16.3 |
| | 1988 | 0 | 0 | 2 | 0 | 2 | 9 | 14 | 0 | 27 | 11.6 |
| GENESEO VILLAGE PD | 1989 | 0 | 0 | 2 | 1 | 21 | 41 | 187 | 2 | 254 | 39.7 |
| | 1988 | 0 | 0 | 2 | 2 | 21 | 55 | 172 | 3 | 255 | 38.2 |
| MOUNT MORRIS VILLAGE PD | 1989 | 0 | 0 | 0 | 0 | 19 | 12 | 24 | 1 | 56 | 16.8 |
| | 1988 | 0 | 0 | 0 | 0 | 6 | 10 | 27 | 1 | 44 | 13.4 |
| DANSVILLE VILLAGE PD | 1989 | 0 | 0 | 0 | 1 | 1 | 37 | 211 | 10 | 260 | 52.0 |
| | 1988 | 0 | 0 | 1 | 1 | 3 | 31 | 189 | 5 | 230 | 46.7 |

PART I OFFENSES REPORTED/KNOWN TO POLICE
NEW YORK STATE
BY AGENCY

| AGENCY | YEAR | MURDER | NEGLIGENT MANSLAUGHTER | RAPE | ROBBERY | AGGRAVATED ASSAULT | BURGLARY | LARCENY | MOTOR VEHICLE THEFT | INDEX** TOTAL | CRIME RATE PER 1,000 |
|--------------------------------|------|--------|---------------------------|------|---------|-----------------------|----------|---------|---------------------------|------------------|-------------------------------|
| LIVINGSTON COUNTY (CONTINUED) | | | | | | | | | | | |
| NUNDA TOWN AND VILLAGE PD | 1989 | 0 | 0 | 0 | 0 | 0 | 5 | 16 | 2 | 23 | 8.1 |
| | 1988 | 0 | 0 | 0 | 0 | 1 | 2 | 22 | 1 | 26 | 9.4 |
| COUNTY TOTAL | 1989 | 0 | 1 | 4 | 8 | 113 | 358 | 1355 | 36 | 1874 | |
| | 1988 | 4 | 2 | 8 | 9 | 106 | 351 | 1344 | 30 | 1852 | |
| CRIME RATE PER 100,000 | 1989 | 0.0 | 1.7 | 6.7 | 13.4 | 189.8 | 601.3 | 2276.0 | 60.5 | 3147.7 | |
| | 1988 | 6.8 | 3.4 | 13.5 | 15.2 | 178.9 | 592.5 | 2268.8 | 50.6 | 3126.4 | |
| MADISON COUNTY | | | | | | | | | | | |
| SHERIFF - MADISON COUNTY | 1989 | 0 | 0 | 3 | 0 | 9 | 24 | 43 | 1 | 80 | 2.0 |
| | 1988 | 0 | 0 | 0 | 0 | 2 | 23 | 32 | 2 | 59 | 1.5 |
| MADISON COUNTY (SP) | 1989 | 1 | 0 | 1 | 1 | 38 | 138 | 293 | 0 | 472 | |
| | 1988 | 0 | 0 | 3 | 1 | 29 | 132 | 253 | 4 | 422 | |
| MADISON COUNTY (TWY) | 1989 | 0 | 0 | 0 | 0 | 0 | 0 | 0 | 0 | 0 | |
| | 1988 | 0 | 0 | 0 | 0 | 0 | 0 | 1 | 0 | 1 | |
| MADISON COUNTY (PK) | 1989 | 0 | 0 | 0 | 0 | 0 | 0 | 1 | 0 | 1 | |
| | 1988 | 0 | 0 | 0 | 0 | 0 | 0 | 2 | 0 | 2 | |
| MADISON COUNTY (RR-RC) | 1989 | 0 | 0 | 0 | 0 | 0 | 0 | 1 | 0 | 1 | |
| | 1988 | 0 | 0 | 0 | 0 | 0 | 0 | 0 | 0 | 0 | |
| SUNY A & T COLL AT MORRISVILLE | 1989 | 0 | 0 | 0 | 0 | 0 | 14 | 120 | 1 | 135 | |
| | 1988 | 0 | 0 | 0 | 0 | 0 | 10 | 49 | 0 | 59 | |
| ONEIDA CITY PD | 1989 | 0 | 0 | 5 | 2 | 4 | 77 | 395 | 21 | 504 | 48.9 |
| | 1988 | 0 | 0 | 1 | 1 | 7 | 87 | 409 | 18 | 523 | 50.3 |
| CAZENOVIA VILLAGE PD | 1989 | 0 | 0 | 0 | 0 | 1 | 12 | 71 | 0 | 84 | 28.1 |
| | 1988 | 0 | 0 | 0 | 0 | 1 | 13 | 62 | 2 | 78 | 27.0 |
| HAMILTON VILLAGE PD | 1989 | 0 | 0 | 0 | 0 | 5 | 10 | 159 | 3 | 177 | 50.9 |
| | 1988 | 0 | 0 | 0 | 0 | 5 | 28 | 207 | 3 | 243 | 69.2 |
| CANASTOTA VILLAGE PD | 1989 | 0 | 0 | 2 | 1 | 1 | 36 | 143 | 11 | 194 | 39.2 |
| | 1988 | 0 | 0 | 1 | 2 | 25 | 48 | 160 | 4 | 240 | 47.2 |
| CHITTENANGO VILLAGE PD | 1989 | 0 | 0 | 1 | 2 | 2 | 13 | 95 | 1 | 114 | 23.2 |
| | 1988 | 0 | 0 | 1 | 0 | 7 | 9 | 93 | 5 | 115 | 24.4 |

PART I OFFENSES REPORTED/KNOWN TO POLICE
NEW YORK STATE
BY AGENCY

| AGENCY | YEAR | MURDER | NEGLIGENT MANSLAUGHTER | RAPE | ROBBERY | AGGRAVATED ASSAULT | BURGLARY | LARCENY | MOTOR VEHICLE THEFT | INDEX** TOTAL | CRIME RATE PER 1,000 |
|----------------------------|------|--------|---------------------------|------|---------|-----------------------|----------|---------|---------------------------|------------------|-------------------------------|
| MADISON COUNTY (CONTINUED) | | | | | | | | | | | |
| EARLVILLE VILLAGE PD | 1989 | 0 | 0 | 0 | 0 | 2 | 0 | 5 | 0 | 7 | 12.0 |
| | 1988 | 0 | 0 | 0 | 0 | 0 | 1 | 3 | 0 | 4 | 6.9 |
| COUNTY TOTAL | 1989 | 1 | 0 | 12 | 6 | 62 | 324 | 1326 | 38 | 1769 | |
| | 1988 | 0 | 0 | 6 | 4 | 76 | 351 | 1271 | 38 | 1746 | |
| CRIME RATE PER 100,000 | 1989 | 1.5 | 0.0 | 17.8 | 8.9 | 92.1 | 481.0 | 1968.7 | 56.4 | 2626.5 | |
| | 1988 | 0.0 | 0.0 | 9.0 | 6.0 | 113.7 | 524.9 | 1900.7 | 56.8 | 2611.1 | |
| MONROE COUNTY | | | | | | | | | | | |
| SHERIFF - MONROE COUNTY | 1989 | 2 | 0 | 15 | 61 | 53 | 735 | 4094 | 308 | 5268 | 27.1 |
| | 1988 | 4 | 1 | 19 | 39 | 41 | 758 | 4085 | 205 | 5151 | 27.1 |
| MONROE COUNTY (SP) | 1989 | 4 | 1 | 3 | 8 | 25 | 68 | 1095 | 47 | 1250 | |
| | 1988 | 0 | 0 | 2 | 3 | 11 | 81 | 1029 | 49 | 1175 | |
| MONROE COUNTY (TWY) | 1989 | 0 | 0 | 0 | 0 | 0 | 0 | 5 | 0 | 5 | |
| | 1988 | 0 | 0 | 0 | 0 | 0 | 0 | 4 | 0 | 4 | |
| MONROE COUNTY (PK) | 1989 | 0 | 0 | 0 | 0 | 0 | 1 | 16 | 0 | 17 | |
| | 1988 | 0 | 0 | 0 | 0 | 0 | 2 | 17 | 0 | 19 | |
| MONROE COUNTY (RR-RC) | 1989 | 0 | 0 | 0 | 0 | 0 | 23 | 9 | 0 | 32 | |
| | 1988 | 0 | 0 | 0 | 0 | 0 | 18 | 12 | 0 | 30 | |
| SUNY COLLEGE AT BROCKPORT | 1989 | 0 | 0 | 1 | 0 | 1 | 58 | 181 | 1 | 242 | |
| | 1988 | 0 | 0 | 0 | 0 | 0 | 45 | 189 | 3 | 237 | |
| ROCHESTER CITY PD | 1989 | 36 | 2 | 173 | 1172 | 1100 | 6096 | 16349 | 1949 | 26875 | 116.7 |
| | 1988 | 36 | 2 | 212 | 960 | 853 | 5424 | 15547 | 1412 | 24444 | 103.6 |
| IRONDEQUOIT TOWN PD | 1989 | 0 | 0 | 2 | 44 | 22 | 271 | 2250 | 160 | 2749 | 50.2 |
| | 1988 | 0 | 0 | 8 | 31 | 12 | 216 | 1632 | 114 | 2013 | 36.0 |
| WHEATLAND TOWN PD | 1989 | 0 | 0 | 0 | 0 | 0 | 8 | 40 | 4 | 52 | 10.1 |
| | 1988 | 0 | 0 | 0 | 2 | 0 | 19 | 56 | 5 | 82 | 16.1 |
| EAST ROCHESTER VILLAGE PD | 1989 | 0 | 0 | 1 | 2 | 8 | 16 | 180 | 6 | 213 | 30.3 |
| | 1988 | 0 | 0 | 0 | 1 | 3 | 24 | 216 | 8 | 252 | 34.7 |
| FAIRPORT VILLAGE PD | 1989 | 0 | 0 | 0 | 1 | 0 | 15 | 122 | 2 | 140 | 20.8 |
| | 1988 | 0 | 0 | 0 | 0 | 1 | 19 | 140 | 0 | 160 | 25.4 |
| BROCKPORT VILLAGE PD | 1989 | 0 | 1 | 1 | 1 | 8 | 41 | 167 | 6 | 224 | 24.5 |
| | 1988 | 0 | 0 | 1 | 1 | 4 | 36 | 165 | 5 | 212 | 22.5 |
| BRIGHTON TOWN PD | 1989 | 1 | 0 | 4 | 21 | 7 | 192 | 794 | 29 | 1048 | 30.6 |
| | 1988 | 0 | 0 | 6 | 16 | 6 | 151 | 897 | 32 | 1108 | 31.9 |

PART I OFFENSES REPORTED/KNOWN TO POLICE
NEW YORK STATE
BY AGENCY

| AGENCY | YEAR | MURDER | NEGLIGENT MANSLAUGHTER | RAPE | ROBBERY | AGGRAVATED ASSAULT | BURGLARY | LARCENY | MOTOR VEHICLE THEFT | INDEX** TOTAL | CRIME RATE PER 1,000 |
|-----------------------------|------|--------|---------------------------|------|---------|-----------------------|----------|---------|---------------------------|------------------|-------------------------------|
| MONROE COUNTY (CONTINUED) | | | | | | | | | | | |
| GATES TOWN PD | 1989 | 2 | 0 | 4 | 20 | 18 | 174 | 1052 | 104 | 1374 | 46.0 |
| | 1988 | 2 | 0 | 2 | 21 | 8 | 205 | 966 | 90 | 1294 | 43.1 |
| GREECE TOWN PD | 1989 | 0 | 0 | 10 | 22 | 17 | 348 | 2427 | 225 | 3049 | 35.7 |
| | 1988 | 1 | 0 | 7 | 23 | 24 | 321 | 2372 | 131 | 2879 | 34.2 |
| OGDEN TOWN PD | 1989 | 0 | 0 | 1 | 4 | 5 | 77 | 253 | 11 | 351 | 23.4 |
| | 1988 | 0 | 0 | 1 | 5 | 8 | 79 | 269 | 3 | 365 | 24.9 |
| WEBSTER TOWN AND VILLAGE PD | 1989 | 0 | 0 | 2 | 9 | 0 | 127 | 554 | 36 | 728 | 24.1 |
| | 1988 | 0 | 0 | 1 | 5 | 1 | 158 | 581 | 22 | 768 | 26.5 |
| COUNTY TOTAL | 1989 | 45 | 4 | 217 | 1365 | 1264 | 8250 | 29588 | 2888 | 43617 | |
| | 1988 | 43 | 3 | 259 | 1107 | 972 | 7556 | 28177 | 2079 | 40193 | |
| CRIME RATE PER 100,000 | 1989 | 6.4 | 0.6 | 30.9 | 194.5 | 180.1 | 1175.4 | 4215.4 | 411.5 | 6214.2 | |
| | 1988 | 6.1 | 0.4 | 36.9 | 157.6 | 138.4 | 1075.9 | 4012.0 | 296.0 | 5722.8 | |
| MONTGOMERY COUNTY | | | | | | | | | | | |
| SHERIFF - MONTGOMERY COUNTY | 1989 | 1 | 1 | 3 | 2 | 5 | 54 | 199 | 12 | 276 | 11.1 |
| | 1988 | 0 | 0 | 1 | 1 | 2 | 67 | 174 | 11 | 256 | 10.5 |
| MONTGOMERY COUNTY (SP) | 1989 | 0 | 0 | 0 | 4 | 16 | 46 | 93 | 7 | 166 | |
| | 1988 | 0 | 0 | 0 | 0 | 7 | 44 | 88 | 6 | 145 | |
| MONTGOMERY COUNTY (TWY) | 1989 | 0 | 0 | 0 | 0 | 0 | 0 | 8 | 0 | 8 | |
| | 1988 | 0 | 0 | 0 | 0 | 0 | 0 | 5 | 0 | 5 | |
| MONTGOMERY COUNTY (PK) | 1989 | 0 | 0 | 0 | 0 | 0 | 0 | 0 | 0 | 0 | |
| | 1988 | 0 | 0 | 0 | 0 | 0 | 0 | 0 | 0 | 0 | |
| MONTGOMERY COUNTY (RR-RC) | 1989 | 0 | 0 | 0 | 0 | 0 | 3 | 3 | 0 | 6 | |
| | 1988 | 0 | 0 | 0 | 0 | 0 | 6 | 2 | 0 | 8 | |
| AMSTERDAM CITY PD | 1989 | 0 | 0 | 1 | 5 | 5 | 158 | 267 | 20 | 456 | 22.6 |
| | 1988 | 1 | 0 | 1 | 6 | 8 | 193 | 266 | 12 | 487 | 23.5 |
| CANAJOHARIE VILLAGE PD | 1989 | 0 | 0 | 0 | 0 | 0 | 12 | 23 | 1 | 36 | 16.5 |
| | 1988 | 0 | 0 | 0 | 0 | 5 | 14 | 28 | 2 | 49 | 21.6 |
| FORT PLAIN VILLAGE PD | 1989 | 0 | 0 | 0 | 1 | 0 | 3 | 19 | 1 | 24 | 9.0 |
| | 1988 | 0 | 0 | 0 | 0 | 3 | 4 | 16 | 2 | 25 | 9.4 |

PART I OFFENSES REPORTED/KNOWN TO POLICE
NEW YORK STATE
BY AGENCY

| AGENCY | YEAR | MURDER | NEGLIGENT MANSLAUGHTER | RAPE | ROBBERY | AGGRAVATED ASSAULT | BURGLARY | LARCENY | MOTOR VEHICLE THEFT | INDEX** TOTAL | CRIME RATE PER 1,000 |
|-------------------------------|------|--------|---------------------------|------|---------|-----------------------|----------|---------|---------------------------|------------------|-------------------------------|
| MONTGOMERY COUNTY (CONTINUED) | | | | | | | | | | | |
| ST JOHNSVILLE VILLAGE PD | 1989 | 0 | 0 | 0 | 0 | 0 | 15 | 83 | 3 | 101 | 53.6 |
| | 1988 | 0 | 0 | 1 | 0 | 4 | 7 | 65 | 1 | 78 | 43.3 |
| COUNTY TOTAL | 1989 | 1 | 1 | 4 | 12 | 26 | 291 | 695 | 44 | 1073 | |
| | 1988 | 1 | 0 | 3 | 7 | 29 | 335 | 644 | 34 | 1053 | |
| CRIME RATE PER 100,000 | 1989 | 1.9 | 1.9 | 7.7 | 23.2 | 50.2 | 561.6 | 1341.2 | 84.9 | 2070.7 | |
| | 1988 | 1.9 | 0.0 | 5.8 | 13.5 | 55.9 | 645.4 | 1240.6 | 65.5 | 2028.5 | |
| NASSAU COUNTY | | | | | | | | | | | |
| NASSAU COUNTY PD | 1989 | 26 | 4 | 52 | 981 | 787 | 5406 | 17236 | 6752 | 31240 | 29.9 |
| | 1988 | 19 | 6 | 86 | 1042 | 882 | 5895 | 18088 | 6865 | 32877 | 31.4 |
| NASSAU COUNTY (SP) | 1989 | 1 | 1 | 1 | 7 | 14 | 5 | 28 | 5 | 61 | |
| | 1988 | 0 | 2 | 4 | 5 | 13 | 7 | 23 | 17 | 69 | |
| NASSAU COUNTY (PK) | 1989 | 0 | 0 | 0 | 2 | 12 | 4 | 115 | 14 | 147 | |
| | 1988 | 0 | 0 | 0 | 0 | 7 | 5 | 104 | 4 | 120 | |
| NASSAU COUNTY (RR-LI) | 1989 | 0 | 0 | 0 | 20 | 3 | 9 | 78 | 1 | 111 | |
| | 1988 | 0 | 0 | 2 | 16 | 3 | 6 | 56 | 4 | 87 | |
| SUNY COLLEGE AT OLD WESTBURY | 1989 | 0 | 0 | 0 | 1 | 3 | 6 | 51 | 0 | 61 | |
| | 1988 | 0 | 0 | 0 | 1 | 3 | 3 | 64 | 3 | 74 | |
| GLEN COVE CITY PD | 1989 | 0 | 0 | 1 | 17 | 67 | 139 | 371 | 89 | 684 | 28.9 |
| | 1988 | 0 | 0 | 3 | 14 | 68 | 148 | 388 | 78 | 699 | 29.1 |
| LONG BEACH CITY PD | 1989 | 2 | 0 | 1 | 23 | 51 | 217 | 669 | 168 | 1131 | 34.7 |
| | 1988 | 0 | 0 | 3 | 23 | 24 | 263 | 635 | 156 | 1104 | 33.6 |
| FLORAL PARK VILLAGE PD | 1989 | 0 | 0 | 0 | 11 | 6 | 36 | 163 | 31 | 247 | 14.4 |
| | 1988 | 0 | 0 | 0 | 13 | 3 | 65 | 168 | 53 | 302 | 17.8 |
| FREEPORT VILLAGE PD | 1989 | 4 | 0 | 19 | 117 | 150 | 331 | 1022 | 258 | 1901 | 46.4 |
| | 1988 | 5 | 0 | 9 | 175 | 116 | 362 | 747 | 234 | 1648 | 40.9 |
| GARDEN CITY VILLAGE PD | 1989 | 1 | 0 | 1 | 10 | 12 | 111 | 316 | 99 | 550 | 24.9 |
| | 1988 | 0 | 0 | 0 | 8 | 15 | 140 | 233 | 73 | 469 | 21.2 |
| HEMPSTEAD VILLAGE PD | 1989 | 6 | 0 | 8 | 202 | 263 | 520 | 1384 | 552 | 2935 | 67.5 |
| | 1988 | 3 | 0 | 33 | 284 | 450 | 635 | 1541 | 417 | 3363 | 78.8 |
| LYNBROOK VILLAGE PD | 1989 | 0 | 0 | 0 | 16 | 20 | 71 | 262 | 85 | 454 | 23.3 |
| | 1988 | 0 | 0 | 0 | 11 | 20 | 102 | 280 | 93 | 506 | 25.6 |
| ROCKVILLE CENTRE VILLAGE PD | 1989 | 0 | 0 | 4 | 18 | 19 | 118 | 553 | 198 | 910 | 35.5 |
| | 1988 | 1 | 0 | 0 | 18 | 16 | 161 | 490 | 178 | 864 | 34.0 |

PART I OFFENSES REPORTED/KNOWN TO POLICE
NEW YORK STATE
BY AGENCY

| AGENCY | YEAR | MURDER | NEGLIGENT MANSLAUGHTER | RAPE | ROBBERY | AGGRAVATED ASSAULT | BURGLARY | LARCENY | MOTOR VEHICLE THEFT | INDEX** TOTAL | CRIME RATE PER 1,000 |
|-------------------------------|------|--------|---------------------------|------|---------|-----------------------|----------|---------|---------------------------|------------------|-------------------------------|
| NASSAU COUNTY (CONTINUED) | | | | | | | | | | | |
| MILL NECK VILLAGE PD | 1989 | 0 | 0 | 0 | 0 | 1 | 5 | 1 | 0 | 7 | 6.6 |
| | 1988 | 0 | 0 | 0 | 0 | 1 | 3 | 3 | 0 | 7 | 6.9 |
| GREAT NECK ESTATES VILLAGE PD | 1989 | 0 | 0 | 0 | 3 | 0 | 8 | 40 | 5 | 56 | 18.6 |
| | 1988 | 0 | 0 | 1 | 1 | 1 | 18 | 44 | 9 | 74 | 24.7 |
| SANDS POINT VILLAGE PD | 1989 | 0 | 0 | 0 | 0 | 1 | 13 | 11 | 3 | 28 | 10.7 |
| | 1988 | 0 | 0 | 0 | 0 | 0 | 11 | 19 | 3 | 33 | 12.6 |
| MALVERNE VILLAGE PD | 1989 | 0 | 0 | 0 | 1 | 3 | 26 | 89 | 17 | 136 | 14.5 |
| | 1988 | 0 | 0 | 0 | 2 | 2 | 32 | 133 | 20 | 189 | 20.3 |
| KENSINGTON VILLAGE PD | 1989 | 0 | 0 | 0 | 0 | 0 | 0 | 18 | 0 | 18 | 16.9 |
| | 1988 | 0 | 0 | 0 | 1 | 0 | 1 | 15 | 1 | 18 | 16.7 |
| OLD WESTBURY VILLAGE PD | 1989 | 2 | 0 | 0 | 2 | 4 | 37 | 68 | 17 | 130 | 34.1 |
| | 1988 | 1 | 0 | 0 | 3 | 4 | 36 | 48 | 17 | 109 | 29.7 |
| KINGS POINT VILLAGE PD | 1989 | 0 | 0 | 0 | 1 | 1 | 19 | 53 | 4 | 78 | 14.8 |
| | 1988 | 0 | 0 | 0 | 2 | 0 | 23 | 60 | 12 | 97 | 18.4 |
| CENTRE ISLAND VILLAGE PD | 1989 | 0 | 0 | 0 | 0 | 1 | 0 | 2 | 0 | 3 | 8.3 |
| | 1988 | 0 | 0 | 0 | 0 | 0 | 1 | 4 | 0 | 5 | 13.5 |
| LAUREL HOLLOW VILLAGE PD | 1989 | 0 | 0 | 0 | 0 | 0 | 16 | 12 | 1 | 29 | 16.4 |
| | 1988 | 0 | 0 | 0 | 0 | 0 | 8 | 15 | 0 | 23 | 13.2 |
| PORT WASHINGTON VILLAGE PD | 1989 | 0 | 0 | 0 | 7 | 8 | 53 | 366 | 57 | 491 | 33.2 |
| | 1988 | 1 | 0 | 0 | 7 | 14 | 53 | 391 | 52 | 518 | 35.1 |
| COVE NECK VILLAGE PD | 1989 | 0 | 0 | 0 | 0 | 0 | 0 | 3 | 0 | 3 | 8.8 |
| | 1988 | 0 | 0 | 0 | 0 | 0 | 1 | 5 | 1 | 7 | 20.6 |
| LAKE SUCCESS VILLAGE PD | 1989 | 0 | 0 | 0 | 5 | 4 | 25 | 88 | 52 | 174 | 63.6 |
| | 1988 | 1 | 0 | 1 | 9 | 7 | 31 | 115 | 36 | 200 | 77.6 |
| OLD BROOKVILLE VILLAGE PD | 1989 | 0 | 0 | 0 | 0 | 0 | 32 | 86 | 8 | 126 | 64.2 |
| | 1988 | 0 | 0 | 2 | 1 | 10 | 67 | 168 | 35 | 283 | 149.9 |
| OYSTER BAY COVE VILLAGE PD | 1989 | 0 | 0 | 0 | 0 | 1 | 16 | 3 | 0 | 20 | 11.6 |
| | 1988 | 0 | 0 | 1 | 0 | 0 | 17 | 2 | 4 | 24 | 13.8 |
| COUNTY TOTAL | 1989 | 42 | 5 | 87 | 1444 | 1431 | 7223 | 23088 | 8416 | 41731 | |
| | 1988 | 31 | 8 | 145 | 1636 | 1659 | 8094 | 23839 | 8365 | 43769 | |
| CRIME RATE PER 100,000 | 1989 | 3.2 | 0.4 | 6.6 | 109.3 | 108.3 | 546.7 | 1747.6 | 637.0 | 3158.8 | |
| | 1988 | 2.3 | 0.6 | 11.0 | 123.8 | 125.5 | 612.4 | 1803.8 | 632.9 | 3311.8 | |

PART I OFFENSES REPORTED/KNOWN TO POLICE
NEW YORK STATE
BY AGENCY

| AGENCY | YEAR | MURDER | NEGLIGENT MANSLAUGHTER | RAPE | ROBBERY | AGGRAVATED ASSAULT | BURGLARY | LARCENY | MOTOR VEHICLE THEFT | INDEX** TOTAL | CRIME RATE PER 1,000 |
|---------------------------|------|--------|---------------------------|------|---------|-----------------------|----------|---------|---------------------------|------------------|-------------------------------|
| NEW YORK COUNTY | | | | | | | | | | | |
| NEW YORK CITY (SP) | 1989 | 0 | 0 | 0 | 0 | 1 | 0 | 0 | 0 | 1 | |
| | 1988 | 0 | 0 | 0 | 0 | 0 | 0 | 0 | 0 | 0 | |
| NEW YORK COUNTY (RR-MN) | 1989 | 0 | 0 | 1 | 84 | 46 | 122 | 772 | 0 | 1025 | |
| | 1988 | 0 | 0 | 0 | 80 | 52 | 171 | 908 | 1 | 1212 | |
| NEW YORK COUNTY (RR-RC)A | 1989 | 0 | 0 | 0 | 0 | 0 | 0 | 0 | 0 | 0 | |
| | 1988 | 0 | 0 | 0 | 0 | 0 | 0 | 0 | 0 | 0 | |
| NEW YORK COUNTY (RR-LI) | 1989 | 0 | 0 | 0 | 23 | 5 | 13 | 293 | 0 | 334 | |
| | 1988 | 0 | 0 | 0 | 16 | 7 | 4 | 183 | 0 | 210 | |
| SUNY COLLEGE OF OPTOMETRY | 1989 | 0 | 0 | 0 | 0 | 0 | 0 | 14 | 0 | 14 | |
| | 1988 | 0 | 0 | 0 | 0 | 0 | 0 | 9 | 0 | 9 | |
| NEW YORK COUNTY (NYC PD) | 1989 | 422 | 0 | 611 | 21723 | 14572 | 28799 | 115481 | 20499 | 202107 | |
| | 1988 | 419 | 1 | 617 | 20179 | 14701 | 31957 | 110137 | 20176 | 198186 | |
| NEW YORK COUNTY (NYC TA) | 1989 | 8 | 0 | 13 | 3467 | 676 | 124 | 12041 | 0 | 16329 | |
| | 1988 | 5 | 0 | 15 | 2912 | 778 | 129 | 14292 | 0 | 18131 | |
| NEW YORK COUNTY (NYC HA) | 1989 | 29 | 1 | 111 | 965 | 930 | 635 | 1098 | 117 | 3885 | |
| | 1988 | 23 | 1 | 105 | 914 | 974 | 807 | 1223 | 91 | 4137 | |
| NEW YORK COUNTY (NYC PA) | 1989 | 1 | 0 | 20 | 644 | 430 | 475 | 3632 | 29 | 5231 | |
| | 1988 | 1 | 0 | 19 | 644 | 364 | 241 | 3459 | 24 | 4752 | |
| COUNTY TOTAL | 1989 | 460 | 1 | 756 | 26906 | 16660 | 30168 | 133331 | 20645 | 228926 | 153.0 |
| | 1988 | 448 | 2 | 756 | 24745 | 16876 | 33309 | 130211 | 20292 | 226637 | 152.0 |
| CRIME RATE PER 100,000 | 1989 | 30.7 | 0.1 | 50.5 | 1798.5 | 1113.6 | 2016.6 | 8912.5 | 1380.0 | 15302.5 | |
| | 1988 | 30.0 | 0.1 | 50.7 | 1659.3 | 1131.6 | 2233.5 | 8731.3 | 1360.7 | 15197.2 | |
| NIAGARA COUNTY | | | | | | | | | | | |
| SHERIFF - NIAGARA COUNTY | 1989 | 0 | 0 | 19 | 29 | 117 | 429 | 1261 | 104 | 1959 | 24.4 |
| | 1988 | 1 | 0 | 20 | 33 | 125 | 434 | 1301 | 114 | 2028 | 25.8 |
| NIAGARA COUNTY (SP) | 1989 | 0 | 0 | 4 | 3 | 14 | 103 | 522 | 27 | 673 | |
| | 1988 | 0 | 0 | 1 | 5 | 31 | 118 | 433 | 32 | 620 | |
| NIAGARA COUNTY (TWY) | 1989 | 0 | 0 | 0 | 0 | 0 | 0 | 0 | 0 | 0 | |
| | 1988 | 0 | 0 | 0 | 0 | 0 | 0 | 0 | 0 | 0 | |
| NIAGARA COUNTY (PK) | 1989 | 0 | 0 | 0 | 1 | 2 | 3 | 19 | 0 | 25 | |
| | 1988 | 0 | 0 | 0 | 1 | 3 | 6 | 31 | 1 | 42 | |
| NIAGARA COUNTY (RR-RC) | 1989 | 0 | 0 | 0 | 0 | 0 | 4 | 9 | 0 | 13 | |
| | 1988 | 0 | 0 | 0 | 0 | 0 | 17 | 6 | 0 | 23 | |

PART I OFFENSES REPORTED/KNOWN TO POLICE
NEW YORK STATE
BY AGENCY

| AGENCY | YEAR | MURDER | NEGLIGENT MANSLAUGHTER | RAPE | ROBBERY | AGGRAVATED ASSAULT | BURGLARY | LARCENY | MOTOR VEHICLE THEFT | INDEX** TOTAL | CRIME RATE PER 1,000 |
|----------------------------|------|--------|---------------------------|------|---------|-----------------------|----------|---------|---------------------------|------------------|-------------------------------|
| NIAGARA COUNTY (CONTINUED) | | | | | | | | | | | |
| NIAGARA COUNTY (RR-D&H) | 1989 | 0 | 0 | 0 | 0 | 0 | 0 | 0 | 0 | 0 | |
| | 1988 | 0 | 0 | 0 | 0 | 0 | 0 | 0 | 0 | 0 | |
| LOCKPORT CITY PD | 1989 | 0 | 0 | 11 | 18 | 206 | 357 | 873 | 70 | 1535 | 61.0 |
| | 1988 | 1 | 0 | 6 | 31 | 188 | 292 | 803 | 70 | 1391 | 56.4 |
| NIAGARA FALLS CITY PD | 1989 | 3 | 1 | 38 | 169 | 172 | 1270 | 1886 | 382 | 3920 | 62.4 |
| | 1988 | 4 | 1 | 36 | 170 | 139 | 1325 | 2410 | 377 | 4461 | 69.1 |
| NORTH TONAWANDA CITY PD | 1989 | 0 | 0 | 3 | 9 | 11 | 173 | 694 | 39 | 929 | 26.8 |
| | 1988 | 0 | 1 | 5 | 13 | 7 | 199 | 676 | 42 | 942 | 27.3 |
| MIDDLEPORT VILLAGE PD | 1989 | 0 | 0 | 0 | 0 | 5 | 5 | 40 | 2 | 52 | 28.4 |
| | 1988 | 0 | 0 | 0 | 0 | 5 | 4 | 22 | 3 | 34 | 18.5 |
| LEWISTON VILLAGE PD | 1989 | 0 | 0 | 1 | 1 | 0 | 4 | 50 | 4 | 60 | 18.1 |
| | 1988 | 0 | 0 | 0 | 0 | 1 | 12 | 57 | 5 | 75 | 23.1 |
| NIAGARA TOWN PD | 1989 | 0 | 0 | 0 | 0 | 0 | 0 | 97 | 11 | 108 | 11.5 |
| | 1988 | 0 | 0 | 0 | 0 | 0 | 0 | 98 | 9 | 107 | 11.4 |
| COUNTY TOTAL | 1989 | 3 | 1 | 76 | 230 | 527 | 2348 | 5451 | 639 | 9274 | |
| | 1988 | 6 | 2 | 68 | 253 | 499 | 2407 | 5837 | 653 | 9723 | |
| CRIME RATE PER 100,000 | 1989 | 1.4 | 0.5 | 35.0 | 105.8 | 242.4 | 1080.1 | 2507.4 | 293.9 | 4266.0 | |
| | 1988 | 2.8 | 0.9 | 31.3 | 116.6 | 229.9 | 1108.8 | 2689.0 | 300.8 | 4479.1 | |
| ONEIDA COUNTY | | | | | | | | | | | |
| SHERIFF - ONEIDA COUNTY | 1989 | 0 | 3 | 4 | 1 | 11 | 217 | 354 | 21 | 608 | 8.2 |
| | 1988 | 0 | 2 | 4 | 2 | 6 | 184 | 322 | 18 | 536 | 7.3 |
| ONEIDA COUNTY (SP) | 1989 | 0 | 0 | 31 | 8 | 62 | 440 | 1022 | 40 | 1603 | |
| | 1988 | 3 | 0 | 4 | 3 | 78 | 376 | 929 | 16 | 1409 | |
| ONEIDA COUNTY (TWY) | 1989 | 0 | 0 | 0 | 0 | 0 | 0 | 3 | 0 | 3 | |
| | 1988 | 0 | 0 | 0 | 0 | 0 | 0 | 5 | 0 | 5 | |
| ONEIDA COUNTY (PK) | 1989 | 0 | 0 | 0 | 0 | 0 | 0 | 11 | 0 | 11 | |
| | 1988 | 0 | 0 | 0 | 0 | 0 | 0 | 8 | 0 | 8 | |
| ONEIDA COUNTY (RR-RC) | 1989 | 0 | 0 | 0 | 0 | 0 | 2 | 8 | 0 | 10 | |
| | 1988 | 0 | 0 | 0 | 0 | 0 | 2 | 4 | 0 | 6 | |
| SUNY COLLEGE AT UTICA/ROME | 1989 | 0 | 0 | 0 | 0 | 0 | 0 | 15 | 0 | 15 | |
| | 1988 | 0 | 0 | 0 | 0 | 0 | 1 | 22 | 0 | 23 | |
| ROME CITY PD | 1989 | 0 | 0 | 6 | 17 | 42 | 250 | 814 | 61 | 1190 | 28.6 |
| | 1988 | 0 | 0 | 6 | 13 | 27 | 314 | 869 | 72 | 1301 | 31.0 |

PART I OFFENSES REPORTED/KNOWN TO POLICE
NEW YORK STATE
BY AGENCY

| AGENCY | YEAR | MURDER | NEGLIGENT MANSLAUGHTER | RAPE | ROBBERY | AGGRAVATED ASSAULT | BURGLARY | LARCENY | MOTOR VEHICLE THEFT | INDEX** TOTAL | CRIME RATE PER 1,000 |
|------------------------------|-------------|--------|---------------------------|------|---------|-----------------------|----------|---------|---------------------------|------------------|-------------------------------|
| ONEIDA COUNTY | (CONTINUED) | | | | | | | | | | |
| UTICA CITY PD | 1989 | 4 | 0 | 17 | 111 | 46 | 718 | 1721 | 237 | 2854 | 43.0 |
| | 1988 | 4 | 0 | 18 | 106 | 48 | 883 | 2115 | 227 | 3401 | 49.1 |
| BOONVILLE VILLAGE PD | 1989 | 0 | 0 | 0 | 1 | 5 | 2 | 23 | 0 | 31 | 13.1 |
| | 1988 | 0 | 0 | 0 | 0 | 5 | 5 | 14 | 0 | 24 | 10.1 |
| CAMDEN VILLAGE PD | 1989 | 0 | 0 | 0 | 0 | 1 | 15 | 42 | 1 | 59 | 22.2 |
| | 1988 | 1 | 0 | 0 | 0 | 1 | 10 | 62 | 2 | 76 | 28.5 |
| SHERRILL CITY PD | 1989 | 0 | 0 | 0 | 0 | 0 | 5 | 18 | 1 | 24 | 8.3 |
| | 1988 | 0 | 0 | 0 | 0 | 2 | 7 | 24 | 2 | 35 | 11.9 |
| CLINTON VILLAGE PD | 1989 | 0 | 0 | 0 | 0 | 0 | 1 | 23 | 0 | 24 | 13.1 |
| | 1988 | 0 | 0 | 0 | 0 | 0 | 9 | 34 | 3 | 46 | 24.4 |
| WATERVILLE VILLAGE PD | 1989 | 0 | 0 | 0 | 0 | 0 | 1 | 4 | 0 | 5 | 3.0 |
| | 1988 | 0 | 0 | 0 | 0 | 0 | 1 | 1 | 0 | 2 | 1.2 |
| VERNON VILLAGE PD | 1989 | 0 | 0 | 0 | 0 | 0 | 4 | 0 | 0 | 4 | 2.9 |
| | 1988 | 0 | 0 | 0 | 0 | 3 | 3 | 4 | 0 | 10 | 7.3 |
| WHITESBORO VILLAGE PD | 1989 | 0 | 0 | 0 | 0 | 2 | 12 | 77 | 3 | 94 | 22.4 |
| | 1988 | 0 | 0 | 0 | 0 | 0 | 19 | 58 | 3 | 80 | 18.5 |
| YORKVILLE VILLAGE PD | 1989 | 0 | 0 | 0 | 0 | 1 | 21 | 58 | 1 | 81 | 27.3 |
| | 1988 | 0 | 0 | 0 | 1 | 0 | 27 | 44 | 6 | 78 | 25.4 |
| ORISKANY VILLAGE PD | 1989 | 0 | 0 | 0 | 0 | 1 | 4 | 12 | 0 | 17 | 10.7 |
| | 1988 | 0 | 0 | 0 | 0 | 2 | 4 | 12 | 0 | 18 | 11.1 |
| NEW YORK MILLS VILLAGE PD | 1989 | 0 | 0 | 0 | 0 | 2 | 5 | 56 | 1 | 64 | 18.2 |
| | 1988 | 0 | 0 | 0 | 0 | 8 | 16 | 29 | 4 | 57 | 16.3 |
| NEW HARTFORD TOWN AND VIL PD | 1989 | 0 | 0 | 0 | 2 | 19 | 93 | 360 | 6 | 480 | 25.7 |
| | 1988 | 0 | 0 | 0 | 3 | 12 | 81 | 400 | 6 | 502 | 24.2 |
| WHITESTOWN TOWN PD | 1989 | 0 | 0 | 0 | 0 | 0 | 15 | 45 | 6 | 66 | 5.6 |
| | 1988 | 0 | 0 | 0 | 0 | 0 | 19 | 31 | 2 | 52 | 6.0 |
| KIRKLAND TOWN PD | 1989 | 0 | 0 | 0 | 1 | 0 | 20 | 49 | 0 | 70 | 8.7 |
| | 1988 | 0 | 0 | 0 | 0 | 0 | 12 | 51 | 1 | 64 | 8.0 |
| COUNTY TOTAL | 1989 | 4 | 3 | 58 | 141 | 192 | 1825 | 4715 | 378 | 7313 | |
| | 1988 | 8 | 2 | 32 | 128 | 192 | 1973 | 5038 | 362 | 7733 | |
| CRIME RATE PER 100,000 | 1989 | 1.6 | 1.2 | 23.6 | 57.3 | 78.0 | 741.4 | 1915.4 | 153.6 | 2970.8 | |
| | 1988 | 3.2 | 0.8 | 12.9 | 51.6 | 77.4 | 795.6 | 2031.5 | 146.0 | 3118.2 | |

PART I OFFENSES REPORTED/KNOWN TO POLICE
NEW YORK STATE
BY AGENCY

| AGENCY | YEAR | MURDER | NEGLIGENT MANSLAUGHTER | RAPE | ROBBERY | AGGRAVATED ASSAULT | BURGLARY | LARCENY | MOTOR VEHICLE THEFT | INDEX** TOTAL | CRIME RATE PER 1,000 |
|------------------------------|------|--------|---------------------------|------|---------|-----------------------|----------|---------|---------------------------|------------------|-------------------------------|
| ONONDAGA COUNTY | | | | | | | | | | | |
| SHERIFF - ONONDAGA COUNTY | 1989 | 1 | 1 | 28 | 40 | 118 | 836 | 2526 | 140 | 3689 | 35.3 |
| | 1988 | 1 | 0 | 31 | 40 | 106 | 835 | 2241 | 154 | 3408 | 32.6 |
| ONONDAGA COUNTY (SP) | 1989 | 1 | 0 | 4 | 4 | 14 | 202 | 1372 | 45 | 1642 | |
| | 1988 | 0 | 0 | 6 | 4 | 21 | 271 | 1251 | 29 | 1582 | |
| ONONDAGA COUNTY (TWY) | 1989 | 0 | 0 | 0 | 0 | 0 | 0 | 7 | 0 | 7 | |
| | 1988 | 0 | 0 | 0 | 0 | 0 | 0 | 3 | 0 | 3 | |
| ONONDAGA COUNTY (PK) | 1989 | 0 | 0 | 0 | 0 | 0 | 0 | 20 | 0 | 20 | |
| | 1988 | 0 | 0 | 0 | 0 | 0 | 0 | 23 | 0 | 23 | |
| ONONDAGA COUNTY PARK RANGERS | 1989 | 0 | 0 | 0 | 0 | 2 | 5 | 31 | 0 | 38 | |
| | 1988 | 0 | 0 | 0 | 0 | 1 | 10 | 34 | 9 | 45 | |
| ONONDAGA COUNTY (RR-RC) | 1989 | 0 | 0 | 0 | 0 | 0 | 14 | 12 | 0 | 26 | |
| | 1988 | 0 | 0 | 0 | 0 | 0 | 21 | 10 | 0 | 31 | |
| SUNY COLLEGE ENVIR SCI & FOR | 1989 | 0 | 0 | 0 | 0 | 0 | 1 | 7 | 0 | 8 | |
| | 1988 | 0 | 0 | 0 | 0 | 0 | 1 | 13 | 0 | 14 | |
| SUNY - UPSTATE MEDICAL CTR | 1989 | 0 | 0 | 0 | 2 | 0 | 3 | 325 | 0 | 330 | |
| | 1988 | 0 | 0 | 0 | 3 | 0 | 2 | 221 | 0 | 226 | |
| SYRACUSE CITY PD | 1989 | 14 | 0 | 113 | 488 | 746 | 3502 | 6224 | 564 | 11651 | 75.2 |
| | 1988 | 16 | 0 | 103 | 537 | 710 | 3649 | 6707 | 538 | 12260 | 76.5 |
| EAST SYRACUSE VILLAGE PD | 1989 | 0 | 0 | 1 | 1 | 6 | 27 | 115 | 9 | 159 | 49.0 |
| | 1988 | 0 | 0 | 0 | 0 | 5 | 25 | 95 | 5 | 130 | 38.8 |
| JORDAN VILLAGE PD | 1989 | 0 | 0 | 0 | 0 | 7 | 2 | 4 | 0 | 13 | 8.4 |
| | 1988 | 0 | 0 | 0 | 0 | 0 | 4 | 5 | 1 | 10 | 6.9 |
| SOLVAY VILLAGE PD | 1989 | 0 | 0 | 0 | 1 | 8 | 49 | 223 | 16 | 297 | 44.1 |
| | 1988 | 0 | 0 | 2 | 1 | 3 | 67 | 194 | 10 | 277 | 39.8 |
| BALDWINSVILLE VILLAGE PD | 1989 | 0 | 0 | 4 | 1 | 2 | 24 | 141 | 13 | 185 | 22.1 |
| | 1988 | 0 | 0 | 1 | 1 | 2 | 26 | 185 | 7 | 222 | 28.4 |
| MANLIUS TOWN PD | 1989 | 0 | 0 | 1 | 3 | 3 | 158 | 471 | 17 | 653 | 21.1 |
| | 1988 | 0 | 0 | 0 | 1 | 6 | 165 | 474 | 9 | 655 | 21.8 |
| MARCELLUS VILLAGE PD | 1989 | 0 | 0 | 0 | 0 | 0 | 5 | 9 | 1 | 15 | 8.0 |
| | 1988 | 0 | 0 | 0 | 0 | 0 | 4 | 15 | 0 | 19 | 9.9 |
| LIVERPOOL VILLAGE PD | 1989 | 0 | 0 | 0 | 0 | 3 | 6 | 54 | 0 | 63 | 21.7 |
| | 1988 | 0 | 0 | 0 | 1 | 6 | 5 | 54 | 2 | 68 | 24.2 |
| SKANEATELES VILLAGE PD | 1989 | 0 | 0 | 1 | 2 | 7 | 14 | 85 | 4 | 113 | 35.2 |
| | 1988 | 0 | 0 | 0 | 0 | 4 | 19 | 97 | 6 | 126 | 41.1 |
| NORTH SYRACUSE VILL PD | 1989 | 0 | 0 | 0 | 1 | 2 | 50 | 168 | 4 | 225 | 29.6 |
| | 1988 | 1 | 0 | 0 | 2 | 5 | 66 | 162 | 7 | 243 | 32.6 |
| CAMILLUS TOWN AND VILLAGE PD | 1989 | 0 | 0 | 0 | 4 | 3 | 40 | 272 | 10 | 329 | 14.0 |
| | 1988 | 0 | 0 | 0 | 2 | 2 | 60 | 314 | 5 | 383 | 16.3 |
| CICERO TOWN PD | 1989 | 0 | 0 | 0 | 1 | 4 | 35 | 213 | 2 | 255 | 10.6 |
| | 1988 | 0 | 0 | 0 | 1 | 0 | 37 | 138 | 6 | 182 | 7.2 |

PART I OFFENSES REPORTED/KNOWN TO POLICE
NEW YORK STATE
BY AGENCY

| AGENCY | YEAR | MURDER | NEGLIGENT MANSLAUGHTER | RAPE | ROBBERY | AGGRAVATED ASSAULT | BURGLARY | LARCENY | MOTOR VEHICLE THEFT | INDEX** TOTAL | CRIME RATE PER 1,000 |
|-----------------------------|------|--------|---------------------------|------|---------|-----------------------|----------|---------|---------------------------|------------------|-------------------------------|
| ONONDAGA COUNTY (CONTINUED) | | | | | | | | | | | |
| CLAY TOWN PD | 1989 | 0 | 1 | 1 | 3 | 18 | 170 | 459 | 7 | 658 | 12.6 |
| | 1988 | 0 | 0 | 0 | 5 | 17 | 151 | 432 | 4 | 609 | 12.1 |
| DEWITT TOWN PD | 1989 | 0 | 0 | 1 | 10 | 7 | 212 | 868 | 21 | 1119 | 44.1 |
| | 1988 | 0 | 0 | 1 | 13 | 4 | 196 | 845 | 31 | 1090 | 49.4 |
| GEDDES TOWN PD | 1989 | 0 | 0 | 0 | 1 | 11 | 28 | 241 | 5 | 286 | 25.6 |
| | 1988 | 0 | 0 | 0 | 3 | 3 | 53 | 217 | 5 | 281 | 25.1 |
| COUNTY TOTAL | 1989 | 16 | 2 | 154 | 562 | 961 | 5383 | 13847 | 858 | 21781 | |
| | 1988 | 18 | 0 | 144 | 614 | 895 | 5667 | 13730 | 819 | 21887 | |
| CRIME RATE PER 100,000 | 1989 | 3.5 | 0.4 | 33.3 | 121.5 | 207.8 | 1163.8 | 2993.6 | 185.5 | 4708.9 | |
| | 1988 | 3.9 | 0.0 | 31.2 | 132.9 | 193.7 | 1226.5 | 2971.5 | 177.3 | 4736.8 | |
| ONTARIO COUNTY | | | | | | | | | | | |
| SHERIFF - ONTARIO COUNTY | 1989 | 1 | 0 | 8 | 3 | 83 | 319 | 741 | 39 | 1194 | 22.5 |
| | 1988 | 0 | 0 | 4 | 8 | 52 | 332 | 708 | 33 | 1137 | 21.0 |
| ONTARIO COUNTY (SP) | 1989 | 0 | 0 | 7 | 3 | 9 | 76 | 359 | 16 | 470 | |
| | 1988 | 0 | 2 | 1 | 0 | 4 | 75 | 395 | 9 | 484 | |
| ONTARIO COUNTY (TWY) | 1989 | 0 | 0 | 0 | 0 | 0 | 0 | 2 | 0 | 2 | |
| | 1988 | 0 | 0 | 0 | 0 | 0 | 0 | 7 | 0 | 7 | |
| ONTARIO COUNTY (PK) | 1989 | 0 | 0 | 0 | 0 | 0 | 0 | 0 | 0 | 0 | |
| | 1988 | 0 | 0 | 0 | 0 | 0 | 0 | 0 | 0 | 0 | |
| ONTARIO COUNTY (RR-RC) | 1989 | 0 | 0 | 0 | 0 | 0 | 0 | 0 | 0 | 0 | |
| | 1988 | 0 | 0 | 0 | 0 | 0 | 0 | 1 | 0 | 1 | |
| ONTARIO COUNTY (RR-RC)P | 1989 | 0 | 0 | 0 | 0 | 0 | 0 | 0 | 0 | 0 | |
| | 1988 | 0 | 0 | 0 | 0 | 0 | 0 | 0 | 0 | 0 | |
| GENEVA CITY PD | 1989 | 0 | 0 | 2 | 5 | 5 | 55 | 277 | 3 | 347 | 22.2 |
| | 1988 | 0 | 0 | 7 | 4 | 14 | 99 | 446 | 1 | 571 | 36.3 |
| CLIFTON SPRINGS VILLAGE PD | 1989 | 0 | 0 | 1 | 0 | 0 | 4 | 29 | 1 | 35 | 12.8 |
| | 1988 | 0 | 0 | 0 | 0 | 4 | 3 | 6 | 0 | 13 | 5.3 |
| MANCHESTER VILLAGE PD | 1989 | 0 | 0 | 0 | 0 | 0 | 0 | 0 | 0 | 0 | 0.0 |
| | 1988 | 0 | 0 | 0 | 0 | 0 | 4 | 1 | 0 | 5 | 3.0 |
| SHORTSVILLE VILLAGE PD | 1989 | 0 | 0 | 0 | 0 | 0 | 1 | 0 | 1 | 2 | 0.9 |
| | 1988 | 0 | 0 | 0 | 0 | 0 | 0 | 1 | 0 | 1 | 0.5 |
| NAPLES TOWN AND VILLAGE PD | 1989 | 0 | 0 | 0 | 0 | 0 | 11 | 32 | 0 | 43 | 14.2 |
| | 1988 | 0 | 0 | 0 | 0 | 3 | 6 | 32 | 1 | 42 | 14.7 |

PART I OFFENSES REPORTED/KNOWN TO POLICE
NEW YORK STATE
BY AGENCY

| AGENCY | YEAR | MURDER | NEGLIGENT MANSLAUGHTER | RAPE | ROBBERY | AGGRAVATED ASSAULT | BURGLARY | LARCENY | MOTOR VEHICLE THEFT | INDEX** TOTAL | CRIME RATE PER 1,000 |
|-------------------------------|------|--------|---------------------------|------|---------|-----------------------|----------|---------|---------------------------|------------------|-------------------------------|
| ONTARIO COUNTY (CONTINUED) | | | | | | | | | | | |
| PHELPS VILLAGE PD | 1989 | 0 | 0 | 0 | 0 | 0 | 1 | 5 | 0 | 6 | 2.6 |
| | 1988 | 0 | 0 | 0 | 0 | 0 | 0 | 1 | 0 | 1 | 0.5 |
| CANANDAIGUA CITY PD | 1989 | 1 | 0 | 3 | 4 | 4 | 61 | 370 | 7 | 450 | 38.3 |
| | 1988 | 0 | 0 | 2 | 1 | 15 | 59 | 285 | 12 | 374 | 30.3 |
| COUNTY TOTAL | 1989 | 2 | 0 | 21 | 15 | 101 | 528 | 1815 | 67 | 2549 | |
| | 1988 | 0 | 2 | 14 | 13 | 92 | 578 | 1883 | 56 | 2636 | |
| CRIME RATE PER 100,000 | 1989 | 2.2 | 0.0 | 22.8 | 16.3 | 109.5 | 572.6 | 1968.3 | 72.7 | 2764.3 | |
| | 1988 | 0.0 | 2.1 | 15.0 | 13.9 | 98.5 | 619.0 | 2016.6 | 60.0 | 2823.0 | |
| ORANGE COUNTY | | | | | | | | | | | |
| SHERIFF - ORANGE COUNTY | 1989 | 0 | 0 | 0 | 0 | 3 | 0 | 0 | 0 | 3 | 0.1 |
| | 1988 | 0 | 0 | 0 | 0 | 11 | 3 | 0 | 0 | 14 | 0.4 |
| ORANGE COUNTY (SP) | 1989 | 3 | 2 | 19 | 25 | 116 | 412 | 979 | 128 | 1682 | |
| | 1988 | 2 | 1 | 19 | 28 | 85 | 473 | 927 | 132 | 1666 | |
| ORANGE COUNTY (TWY) | 1989 | 0 | 0 | 0 | 0 | 0 | 0 | 7 | 0 | 7 | |
| | 1988 | 0 | 0 | 0 | 0 | 0 | 0 | 11 | 0 | 11 | |
| ORANGE COUNTY (PK) | 1989 | 0 | 0 | 0 | 0 | 2 | 6 | 15 | 0 | 23 | |
| | 1988 | 0 | 0 | 0 | 1 | 1 | 7 | 29 | 0 | 38 | |
| ORANGE COUNTY (RR-MN) | 1989 | 0 | 0 | 0 | 0 | 0 | 0 | 22 | 3 | 25 | |
| | 1988 | 0 | 0 | 0 | 0 | 0 | 0 | 8 | 1 | 9 | |
| ORANGE COUNTY (RR-RC) A | 1989 | 0 | 0 | 0 | 0 | 0 | 10 | 9 | 0 | 19 | |
| | 1988 | 0 | 0 | 0 | 0 | 0 | 4 | 14 | 0 | 18 | |
| MIDDLETOWN CITY PD | 1989 | 6 | 0 | 10 | 19 | 40 | 228 | 845 | 70 | 1218 | 53.5 |
| | 1988 | 1 | 0 | 8 | 35 | 44 | 253 | 867 | 74 | 1282 | 56.4 |
| NEWBURGH CITY PD | 1989 | 4 | 0 | 18 | 170 | 392 | 836 | 1164 | 112 | 2696 | 109.3 |
| | 1988 | 6 | 0 | 35 | 279 | 465 | 1156 | 1328 | 219 | 3488 | 139.5 |
| WASHINGTONVILLE VILLAGE PD | 1989 | 0 | 0 | 1 | 0 | 16 | 58 | 69 | 7 | 151 | 31.4 |
| | 1988 | 0 | 0 | 0 | 1 | 17 | 37 | 94 | 11 | 160 | 44.4 |
| CHESTER VILLAGE PD | 1989 | 0 | 0 | 0 | 0 | 1 | 17 | 43 | 7 | 68 | 28.5 |
| | 1988 | 0 | 0 | 0 | 0 | 3 | 8 | 23 | 3 | 37 | 16.3 |
| CORNWALL-ON-HUDSON VILLAGE PD | 1989 | 0 | 0 | 0 | 0 | 5 | 8 | 35 | 0 | 48 | 15.2 |
| | 1988 | 0 | 0 | 0 | 0 | 3 | 17 | 36 | 0 | 56 | 17.7 |
| GOSHEN VILLAGE PD | 1989 | 0 | 0 | 0 | 0 | 3 | 32 | 172 | 9 | 216 | 42.9 |
| | 1988 | 0 | 0 | 1 | 0 | 3 | 30 | 151 | 4 | 189 | 36.0 |

PART I OFFENSES REPORTED/KNOWN TO POLICE
NEW YORK STATE
BY AGENCY

| AGENCY | YEAR | MURDER | NEGLIGENT MANSLAUGHTER | RAPE | ROBBERY | AGGRAVATED ASSAULT | BURGLARY | LARCENY | MOTOR VEHICLE THEFT | INDEX** TOTAL | CRIME RATE PER 1,000 |
|---------------------------|------|--------|---------------------------|------|---------|-----------------------|----------|---------|---------------------------|------------------|-------------------------------|
| ORANGE COUNTY (CONTINUED) | | | | | | | | | | | |
| HIGHLAND FALLS VILLAGE PD | 1989 | 0 | 0 | 1 | 2 | 23 | 12 | 63 | 4 | 105 | 27.6 |
| | 1988 | 0 | 0 | 0 | 1 | 29 | 29 | 55 | 2 | 116 | 27.6 |
| MONROE VILLAGE PD | 1989 | 0 | 0 | 0 | 1 | 0 | 53 | 239 | 8 | 301 | 42.1 |
| | 1988 | 0 | 0 | 1 | 0 | 10 | 83 | 251 | 20 | 365 | 51.7 |
| MONTGOMERY VILLAGE PD | 1989 | 0 | 0 | 0 | 0 | 6 | 3 | 12 | 1 | 22 | 7.8 |
| | 1988 | 0 | 0 | 0 | 0 | 6 | 8 | 35 | 2 | 51 | 18.6 |
| WALDEN VILLAGE PD | 1989 | 0 | 0 | 0 | 5 | 36 | 21 | 114 | 12 | 188 | 29.4 |
| | 1988 | 0 | 0 | 0 | 0 | 39 | 36 | 90 | 8 | 173 | 27.2 |
| WARWICK VILLAGE PD | 1989 | 0 | 0 | 1 | 1 | 1 | 18 | 117 | 3 | 141 | 24.0 |
| | 1988 | 0 | 0 | 1 | 0 | 1 | 31 | 107 | 8 | 148 | 27.4 |
| MAYBROOK VILLAGE PD | 1989 | 0 | 0 | 0 | 0 | 16 | 4 | 24 | 2 | 46 | 17.2 |
| | 1988 | 0 | 0 | 0 | 0 | 7 | 7 | 21 | 0 | 35 | 14.0 |
| GREENWOOD LAKE VILLAGE PD | 1989 | 0 | 0 | 1 | 0 | 7 | 41 | 152 | 29 | 230 | 71.5 |
| | 1988 | 0 | 0 | 0 | 0 | 23 | 25 | 106 | 31 | 185 | 57.2 |
| FLORIDA VILLAGE PD | 1989 | 0 | 0 | 0 | 0 | 2 | 6 | 16 | 4 | 28 | 10.8 |
| | 1988 | 0 | 0 | 0 | 1 | 4 | 1 | 28 | 1 | 35 | 13.7 |
| PORT JERVIS CITY PD | 1989 | 0 | 0 | 1 | 3 | 46 | 55 | 137 | 15 | 257 | 29.1 |
| | 1988 | 1 | 0 | 3 | 4 | 30 | 43 | 116 | 15 | 212 | 24.3 |
| TUXEDO PARK VILLAGE PD | 1989 | 0 | 0 | 0 | 0 | 0 | 0 | 13 | 0 | 13 | 18.0 |
| | 1988 | 0 | 0 | 0 | 0 | 1 | 2 | 11 | 0 | 14 | 18.2 |
| HARRIMAN VILLAGE PD | 1989 | 0 | 0 | 2 | 1 | 1 | 24 | 102 | 2 | 132 | 48.6 |
| | 1988 | 0 | 0 | 0 | 0 | 0 | 21 | 40 | 3 | 64 | 63.0 |
| MOUNT HOPE TOWN PD | 1989 | 0 | 0 | 0 | 0 | 0 | 8 | 12 | 0 | 20 | 4.1 |
| | 1988 | 0 | 0 | 0 | 0 | 2 | 3 | 17 | 1 | 23 | 4.8 |
| CORNWALL TOWN PD | 1989 | 0 | 0 | 2 | 2 | 22 | 59 | 181 | 10 | 276 | 33.3 |
| | 1988 | 0 | 0 | 4 | 3 | 16 | 57 | 117 | 4 | 201 | 24.1 |
| HIGHLANDS TOWN PD | 1989 | 0 | 0 | 1 | 0 | 4 | 11 | 17 | 1 | 34 | 4.0 |
| | 1988 | 0 | 0 | 0 | 0 | 0 | 0 | 0 | 0 | 0 | 0.0 |
| NEWBURGH TOWN PD | 1989 | 1 | 0 | 2 | 16 | 4 | 216 | 1203 | 75 | 1517 | 69.0 |
| | 1988 | 0 | 0 | 1 | 25 | 38 | 290 | 1207 | 82 | 1643 | 71.7 |
| TUXEDO TOWN PD | 1989 | 0 | 0 | 0 | 1 | 1 | 5 | 45 | 2 | 54 | 24.7 |
| | 1988 | 0 | 0 | 2 | 1 | 3 | 15 | 33 | 1 | 55 | 24.6 |
| NEW WINDSOR TOWN PD | 1989 | 0 | 0 | 6 | 6 | 58 | 150 | 448 | 54 | 722 | 28.6 |
| | 1988 | 0 | 0 | 3 | 12 | 78 | 199 | 459 | 57 | 808 | 34.0 |
| WOODBURY TOWN PD | 1989 | 0 | 1 | 2 | 0 | 9 | 36 | 142 | 13 | 202 | 24.3 |
| | 1988 | 0 | 0 | 4 | 3 | 13 | 36 | 174 | 12 | 242 | 34.2 |
| WARWICK TOWN PD | 1989 | 0 | 0 | 0 | 4 | 4 | 41 | 135 | 11 | 195 | 14.5 |
| | 1988 | 0 | 0 | 0 | 0 | 4 | 58 | 78 | 15 | 155 | 9.8 |
| BLOOMING GROVE TOWN PD | 1989 | 0 | 1 | 0 | 0 | 12 | 46 | 116 | 5 | 179 | 14.9 |
| | 1988 | 0 | 0 | 0 | 1 | 22 | 56 | 110 | 10 | 199 | 17.1 |

PART I OFFENSES REPORTED/KNOWN TO POLICE
NEW YORK STATE
BY AGENCY

| AGENCY | YEAR | MURDER | NEGLIGENT MANSLAUGHTER | RAPE | ROBBERY | AGGRAVATED ASSAULT | BURGLARY | LARCENY | MOTOR VEHICLE THEFT | INDEX** TOTAL | CRIME RATE PER 1,000 |
|---------------------------|------|--------|---------------------------|------|---------|-----------------------|----------|---------|---------------------------|------------------|-------------------------------|
| ORANGE COUNTY (CONTINUED) | | | | | | | | | | | |
| MONTGOMERY TOWN PD | 1989 | 0 | 0 | 0 | 1 | 3 | 25 | 96 | 10 | 135 | 17.6 |
| | 1988 | 0 | 1 | 0 | 0 | 1 | 32 | 106 | 10 | 149 | 19.8 |
| CRAWFORD TOWN PD | 1989 | 0 | 0 | 0 | 2 | 9 | 60 | 24 | 5 | 100 | 16.2 |
| | 1988 | 0 | 0 | 0 | 0 | 2 | 17 | 36 | 0 | 55 | 9.5 |
| CHESTER TOWN PD | 1989 | 0 | 0 | 0 | 0 | 1 | 33 | 9 | 0 | 43 | 6.4 |
| | 1988 | 0 | 0 | 0 | 0 | 5 | 37 | 18 | 0 | 60 | 9.6 |
| WALLKILL TOWN PD | 1989 | 0 | 0 | 0 | 2 | 18 | 53 | 363 | 24 | 460 | 20.6 |
| | 1988 | 0 | 0 | 0 | 2 | 9 | 68 | 252 | 11 | 342 | 15.3 |
| COUNTY TOTAL | 1989 | 14 | 4 | 67 | 261 | 861 | 2587 | 7140 | 626 | 11556 | |
| | 1988 | 10 | 2 | 82 | 397 | 975 | 3142 | 6955 | 737 | 12298 | |
| CRIME RATE PER 100,000 | 1989 | 4.8 | 1.4 | 22.8 | 88.7 | 292.7 | 879.4 | 2427.2 | 212.8 | 3928.4 | |
| | 1988 | 3.5 | 0.7 | 28.4 | 137.3 | 337.3 | 1087.0 | 2406.0 | 255.0 | 4254.4 | |
| ORLEANS COUNTY | | | | | | | | | | | |
| SHERIFF - ORLEANS COUNTY | 1989 | 0 | 0 | 4 | 2 | 19 | 66 | 131 | 21 | 243 | 10.3 |
| | 1988 | 1 | 0 | 6 | 2 | 37 | 82 | 178 | 12 | 318 | 13.1 |
| ORLEANS COUNTY (SP) | 1989 | 0 | 0 | 0 | 1 | 18 | 30 | 20 | 11 | 80 | |
| | 1988 | 2 | 0 | 0 | 0 | 13 | 47 | 25 | 2 | 89 | |
| ORLEANS COUNTY (PK) | 1989 | 0 | 0 | 0 | 0 | 0 | 0 | 11 | 0 | 11 | |
| | 1988 | 0 | 0 | 0 | 0 | 0 | 0 | 4 | 0 | 4 | |
| ORLEANS COUNTY (RR-RC) | 1989 | 0 | 0 | 0 | 0 | 0 | 0 | 1 | 0 | 1 | |
| | 1988 | 0 | 0 | 0 | 0 | 0 | 0 | 6 | 0 | 6 | |
| ALBION VILLAGE PD | 1989 | 0 | 0 | 1 | 2 | 30 | 47 | 120 | 2 | 202 | 40.5 |
| | 1988 | 0 | 0 | 1 | 0 | 16 | 30 | 114 | 2 | 163 | 32.8 |
| HOLLEY VILLAGE PD | 1989 | 0 | 0 | 0 | 0 | 12 | 1 | 43 | 0 | 56 | 25.7 |
| | 1988 | 0 | 0 | 1 | 0 | 5 | 7 | 31 | 1 | 45 | 21.9 |
| MEDINA VILLAGE PD | 1989 | 0 | 0 | 1 | 1 | 8 | 39 | 212 | 4 | 265 | 40.2 |
| | 1988 | 1 | 0 | 0 | 1 | 14 | 42 | 205 | 4 | 267 | 39.7 |

PART I OFFENSES REPORTED/KNOWN TO POLICE
NEW YORK STATE
BY AGENCY

| AGENCY | YEAR | MURDER | NEGLIGENT MANSLAUGHTER | RAPE | ROBBERY | AGGRAVATED ASSAULT | BURGLARY | LARCENY | MOTOR | INDEX** | CRIME |
|----------------------------|------|--------|---------------------------|------|---------|-----------------------|----------|---------|------------------|---------|-------|
| | | | | | | | | | VEHICLE THEFT | | TOTAL |
| ORLEANS COUNTY (CONTINUED) | | | | | | | | | | | |
| YATES TOWN PD | 1989 | 0 | 0 | 0 | 0 | 0 | 0 | 0 | 0 | 0 | 0.0 |
| | 1988 | 0 | 0 | 0 | 0 | 0 | 0 | 0 | 0 | 0 | 0.0 |
| COUNTY TOTAL | 1989 | 0 | 0 | 6 | 6 | 87 | 183 | 538 | 38 | 858 | |
| | 1988 | 4 | 0 | 8 | 3 | 85 | 208 | 563 | 21 | 892 | |
| CRIME RATE PER 100,000 | 1989 | 0.0 | 0.0 | 15.0 | 15.0 | 218.1 | 458.8 | 1348.7 | 95.3 | 2150.9 | |
| | 1988 | 10.1 | 0.0 | 20.2 | 7.6 | 214.3 | 524.5 | 1419.6 | 53.0 | 2249.1 | |
| OSWEGO COUNTY | | | | | | | | | | | |
| SHERIFF - OSWEGO COUNTY | 1989 | 1 | 1 | 3 | 2 | 61 | 197 | 469 | 40 | 773 | 9.7 |
| | 1988 | 0 | 0 | 6 | 4 | 56 | 132 | 316 | 51 | 565 | 7.2 |
| OSWEGO COUNTY (SP) | 1989 | 0 | 0 | 4 | 2 | 17 | 226 | 364 | 15 | 628 | |
| | 1988 | 0 | 0 | 6 | 4 | 15 | 241 | 389 | 20 | 675 | |
| OSWEGO COUNTY (PK) | 1989 | 0 | 0 | 0 | 0 | 0 | 0 | 6 | 0 | 6 | |
| | 1988 | 0 | 0 | 0 | 0 | 0 | 0 | 3 | 0 | 3 | |
| OSWEGO COUNTY (RR-RC) | 1989 | 0 | 0 | 0 | 0 | 0 | 0 | 0 | 0 | 0 | |
| | 1988 | 0 | 0 | 0 | 0 | 0 | 0 | 0 | 0 | 0 | |
| SUNY COLLEGE AT OSWEGO | 1989 | 0 | 0 | 1 | 0 | 0 | 13 | 239 | 1 | 254 | |
| | 1988 | 0 | 0 | 1 | 0 | 0 | 9 | 225 | 1 | 236 | |
| FULTON CITY PD | 1989 | 0 | 0 | 3 | 0 | 12 | 113 | 577 | 24 | 729 | 55.5 |
| | 1988 | 1 | 0 | 2 | 7 | 16 | 124 | 510 | 19 | 679 | 49.6 |
| OSWEGO CITY PD | 1989 | 0 | 0 | 0 | 1 | 0 | 119 | 594 | 35 | 749 | 39.7 |
| | 1988 | 0 | 0 | 0 | 1 | 0 | 180 | 559 | 41 | 781 | 40.9 |
| CLEVELAND VILLAGE PD | 1989 | 0 | 0 | 0 | 0 | 0 | 0 | 0 | 0 | 0 | 0.0 |
| | 1988 | 0 | 0 | 0 | 1 | 0 | 0 | 4 | 0 | 5 | 5.2 |
| CENTRAL SQUARE VILLAGE PD | 1989 | 0 | 0 | 0 | 0 | 0 | 0 | 6 | 1 | 7 | 4.7 |
| | 1988 | 0 | 0 | 0 | 0 | 0 | 0 | 3 | 0 | 3 | 2.1 |
| PULASKI VILLAGE PD | 1989 | 0 | 0 | 0 | 0 | 1 | 3 | 42 | 2 | 48 | 17.7 |
| | 1988 | 0 | 0 | 0 | 0 | 0 | 12 | 40 | 1 | 53 | 20.4 |
| PHOENIX VILLAGE PD | 1989 | 0 | 0 | 0 | 0 | 8 | 6 | 37 | 0 | 51 | 19.7 |
| | 1988 | 0 | 0 | 0 | 0 | 1 | 13 | 28 | 1 | 43 | 17.2 |

PART I OFFENSES REPORTED/KNOWN TO POLICE
NEW YORK STATE
BY AGENCY

| AGENCY | YEAR | MURDER | NEGLIGENT MANSLAUGHTER | RAPE | ROBBERY | AGGRAVATED ASSAULT | BURGLARY | LARCENY | MOTOR VEHICLE THEFT | INDEX** TOTAL | CRIME RATE PER 1,000 |
|---------------------------|------|--------|---------------------------|------|---------|-----------------------|----------|---------|---------------------------|------------------|-------------------------------|
| OSWEGO COUNTY (CONTINUED) | | | | | | | | | | | |
| PARISH TOWN PD | 1989 | 0 | 0 | 0 | 0 | 2 | 3 | 4 | 0 | 9 | 3.4 |
| | 1988 | 0 | 0 | 0 | 0 | 1 | 0 | 4 | 2 | 7 | 2.8 |
| COUNTY TOTAL | 1989 | 1 | 1 | 11 | 5 | 101 | 680 | 2338 | 118 | 3254 | |
| | 1988 | 1 | 0 | 15 | 17 | 89 | 711 | 2081 | 136 | 3050 | |
| CRIME RATE PER 100,000 | 1989 | 0.8 | 0.8 | 9.0 | 4.1 | 82.9 | 557.9 | 1918.3 | 96.8 | 2669.9 | |
| | 1988 | 0.8 | 0.0 | 12.4 | 14.1 | 73.7 | 588.6 | 1722.9 | 112.6 | 2525.1 | |
| OTSEGO COUNTY | | | | | | | | | | | |
| SHERIFF - OTSEGO COUNTY | 1989 | 0 | 0 | 0 | 0 | 17 | 50 | 71 | 7 | 145 | 3.3 |
| | 1988 | 0 | 1 | 1 | 0 | 3 | 21 | 31 | 5 | 61 | 1.4 |
| OTSEGO COUNTY (SP) | 1989 | 2 | 0 | 3 | 2 | 19 | 146 | 299 | 16 | 487 | |
| | 1988 | 0 | 0 | 0 | 3 | 31 | 167 | 383 | 14 | 598 | |
| OTSEGO COUNTY (PK) | 1989 | 0 | 0 | 0 | 0 | 0 | 0 | 1 | 0 | 1 | |
| | 1988 | 0 | 0 | 0 | 0 | 0 | 0 | 1 | 0 | 1 | |
| OTSEGO COUNTY (RR-D&H) | 1989 | 0 | 0 | 0 | 0 | 0 | 1 | 8 | 0 | 9 | |
| | 1988 | 0 | 0 | 0 | 0 | 0 | 1 | 2 | 0 | 3 | |
| SUNY COLLEGE AT ONEONTA | 1989 | 0 | 0 | 2 | 0 | 1 | 5 | 126 | 0 | 134 | |
| | 1988 | 0 | 0 | 1 | 0 | 0 | 9 | 93 | 0 | 103 | |
| ONEONTA CITY PD | 1989 | 1 | 1 | 3 | 4 | 9 | 65 | 400 | 13 | 495 | 36.1 |
| | 1988 | 0 | 0 | 7 | 1 | 12 | 93 | 483 | 14 | 610 | 43.6 |
| COOPERSTOWN VILLAGE PD | 1989 | 0 | 0 | 0 | 0 | 3 | 4 | 62 | 5 | 74 | 34.0 |
| | 1988 | 0 | 0 | 1 | 0 | 10 | 11 | 66 | 3 | 91 | 40.4 |
| COUNTY TOTAL | 1989 | 3 | | 8 | 6 | 49 | 271 | 967 | 41 | 1345 | |
| | 1988 | 0 | | 10 | 4 | 56 | 302 | 1059 | 36 | 1467 | |
| CRIME RATE PER 100,000 | 1989 | 5.0 | 1.7 | 13.3 | 10.0 | 81.5 | 450.6 | 1608.0 | 68.2 | 2236.6 | |
| | 1988 | 0.0 | 1.7 | 16.7 | 6.7 | 93.7 | 505.5 | 1772.7 | 60.3 | 2455.6 | |

PART I OFFENSES REPORTED/KNOWN TO POLICE
NEW YORK STATE
BY AGENCY

| AGENCY | YEAR | MURDER | NEGLIGENT MANSLAUGHTER | RAPE | ROBBERY | AGGRAVATED ASSAULT | BURGLARY | LARCENY | MOTOR VEHICLE THEFT | INDEX** TOTAL | CRIME RATE PER 1,000 |
|--------------------------------|------|--------|---------------------------|------|---------|-----------------------|----------|---------|---------------------------|------------------|-------------------------------|
| PUTNAM COUNTY | | | | | | | | | | | |
| SHERIFF - PUTNAM COUNTY | 1989 | 0 | 0 | 6 | 7 | 37 | 183 | 349 | 42 | 624 | 22.0 |
| | 1988 | 1 | 1 | 2 | 9 | 16 | 191 | 321 | 35 | 575 | 21.0 |
| PUTNAM COUNTY (SP) | 1989 | 2 | 2 | 1 | 3 | 13 | 60 | 152 | 22 | 253 | |
| | 1988 | 0 | 0 | 3 | 7 | 17 | 92 | 187 | 40 | 346 | |
| STATE PARK POLICE, TACONIC RGN | 1989 | 0 | 0 | 0 | 0 | 0 | 2 | 7 | 0 | 9 | |
| | 1988 | 0 | 0 | 0 | 0 | 1 | 1 | 10 | 2 | 14 | |
| PUTNAM COUNTY (RR-MN) | 1989 | 0 | 0 | 0 | 0 | 0 | 1 | 4 | 2 | 7 | |
| | 1988 | 0 | 0 | 0 | 1 | 0 | 1 | 10 | 0 | 12 | |
| COLD SPRING VILLAGE PD | 1989 | 0 | 0 | 0 | 0 | 7 | 2 | 20 | 4 | 33 | 16.1 |
| | 1988 | 0 | 0 | 0 | 1 | 3 | 17 | 22 | 2 | 45 | 20.9 |
| CARMEL TOWN PD | 1989 | 0 | 0 | 1 | 4 | 2 | 131 | 360 | 41 | 539 | 18.2 |
| | 1988 | 0 | 0 | 0 | 5 | 7 | 95 | 359 | 62 | 528 | 18.0 |
| KENT TOWN PD | 1989 | 0 | 0 | 1 | 5 | 0 | 127 | 101 | 8 | 242 | 18.1 |
| | 1988 | 0 | 0 | 0 | 1 | 5 | 63 | 125 | 12 | 206 | 15.3 |
| PUTNAM VALLEY TOWN PD | 1989 | 1 | 0 | 0 | 1 | 14 | 68 | 87 | 15 | 186 | 18.1 |
| | 1988 | 0 | 0 | 0 | 1 | 30 | 62 | 112 | 12 | 217 | 21.5 |
| COUNTY TOTAL | 1989 | 3 | 2 | 9 | 20 | 73 | 574 | 1080 | 134 | 1893 | |
| | 1988 | 1 | 1 | 5 | 25 | 79 | 522 | 1146 | 165 | 1943 | |
| CRIME RATE PER 100,000 | 1989 | 3.6 | 2.4 | 10.7 | 23.9 | 87.1 | 685.0 | 1288.9 | 159.9 | 2259.2 | |
| | 1988 | 1.2 | 1.2 | 6.1 | 30.3 | 95.8 | 633.2 | 1390.2 | 200.2 | 2357.1 | |
| QUEENS COUNTY | | | | | | | | | | | |
| QUEENS COUNTY (RR-RC)A | 1989 | 0 | 0 | 0 | 0 | 0 | 1 | 0 | 0 | 1 | |
| | 1988 | 0 | 0 | 0 | 0 | 0 | 0 | 0 | 0 | 0 | |
| QUEENS COUNTY (RR-LI) | 1989 | 2 | 0 | 1 | 16 | 4 | 116 | 346 | 6 | 491 | |
| | 1988 | 2 | 0 | 0 | 17 | 3 | 104 | 223 | 4 | 353 | |
| QUEENS COUNTY (NYC PD) | 1989 | 252 | 0 | 530 | 14171 | 10910 | 27848 | 48827 | 44842 | 147380 | |
| | 1988 | 283 | 0 | 576 | 13392 | 11218 | 29149 | 58946 | 38349 | 151913 | |
| QUEENS COUNTY (NYC TA) | 1989 | 0 | 0 | 2 | 882 | 118 | 13 | 1706 | 0 | 2721 | |
| | 1988 | 0 | 0 | 2 | 494 | 169 | 10 | 1331 | 0 | 2006 | |

PART I OFFENSES REPORTED/KNOWN TO POLICE
NEW YORK STATE
BY AGENCY

| AGENCY | YEAR | MURDER | NEGLIGENT MANSLAUGHTER | RAPE | ROBBERY | AGGRAVATED ASSAULT | BURGLARY | LARCENY | MOTOR VEHICLE THEFT | INDEX** TOTAL | CRIME RATE PER 1,000 |
|--------------------------------|---------|--------|---------------------------|------|---------|-----------------------|----------|---------|---------------------------|------------------|-------------------------------|
| QUEENS COUNTY (CONTINUED) | | | | | | | | | | | |
| QUEENS COUNTY (NYC HA) | 1989 | 12 | 0 | 36 | 322 | 492 | 192 | 303 | 103 | 1460 | |
| | 1988 | 18 | 1 | 40 | 323 | 550 | 257 | 454 | 113 | 1755 | |
| QUEENS COUNTY (NYC PA) | 1989 | 0 | 0 | 2 | 55 | 173 | 114 | 6411 | 513 | 7268 | |
| | 1988 | 1 | 0 | 1 | 74 | 119 | 88 | 7014 | 605 | 7902 | |
| COUNTY TOTAL | 1989 | 266 | 0 | 571 | 15446 | 11697 | 28284 | 57593 | 45464 | 159321 | 81.0 |
| | 1988 | 304 | 1 | 619 | 14300 | 12059 | 29608 | 67968 | 39071 | 163929 | 83.6 |
| CRIME RATE PER 100,000 | 1989 | 13.5 | 0.0 | 29.0 | 785.0 | 594.5 | 1437.5 | 2927.0 | 2310.6 | 8097.0 | |
| | 1988 | 15.5 | 0.1 | 31.6 | 729.0 | 614.8 | 1509.5 | 3465.1 | 1991.9 | 8357.4 | |
| RENSSELAER COUNTY | | | | | | | | | | | |
| SHERIFF - RENSSELAER COUNTY | 1989 | 0 | 0 | 5 | 0 | 69 | 133 | 192 | 8 | 407 | 7.9 |
| | 1988 | 0 | 0 | 0 | 0 | 83 | 131 | 191 | 11 | 416 | 8.6 |
| RENSSELAER COUNTY (SP) | 1989 | 3 | 0 | 6 | 1 | 69 | 256 | 369 | 46 | 750 | |
| | 1988 | 1 | 2 | 9 | 2 | 40 | 262 | 282 | 35 | 631 | |
| RENSSELAER COUNTY (TWY) | 1989 | 0 | 0 | 0 | 0 | 0 | 0 | 0 | 0 | 0 | |
| | 1988 | 0 | 0 | 0 | 0 | 0 | 0 | 0 | 0 | 0 | |
| RENSSELAER COUNTY (PK) | 1989 | 0 | 0 | 0 | 0 | 1 | 1 | 13 | 0 | 15 | |
| | 1988 | 0 | 0 | 0 | 0 | 0 | 3 | 5 | 0 | 8 | |
| RENSSELAER COUNTY (RR-RC) | 1989 | 0 | 0 | 0 | 0 | 0 | 1 | 4 | 0 | 5 | |
| | 1988 | 0 | 0 | 0 | 0 | 0 | 0 | 0 | 0 | 0 | |
| RENSSELAER POLY TECH POLICE | 1989 | 0 | 0 | 0 | 1 | 12 | 51 | 273 | 2 | 339 | |
| | 1988 | 0 | 0 | 0 | 3 | 4 | 89 | 189 | 2 | 287 | |
| RENSSELAER CITY PD | 1989 | 0 | 0 | 0 | 2 | 27 | 67 | 290 | 22 | 408 | 46.4 |
| | 1988 | 0 | 0 | 2 | 1 | 34 | 49 | 258 | 33 | 377 | 42.7 |
| TROY CITY PD | 1989 | 4 | 2 | 22 | 60 | 21 | 998 | 1623 | 130 | 2858 | 54.7 |
| | 1988 | 0 | 0 | 17 | 66 | 40 | 784 | 1363 | 149 | 2419 | 44.7 |
| HOOSICK FALLS VILLAGE PD | 1989 | 0 | 0 | 0 | 1 | 16 | 12 | 58 | 9 | 96 | 25.3 |
| | 1988 | 0 | 0 | 1 | 0 | 20 | 24 | 61 | 2 | 108 | 28.8 |
| NASSAU VILLAGE PD | 1989 | 0 | 0 | 1 | 0 | 15 | 13 | 68 | 2 | 99 | 69.6 |
| | 1988 | 0 | 0 | 0 | 0 | 20 | 13 | 48 | 1 | 82 | 60.6 |
| CASTLETON ON HUDSON VILLAGE PD | 1989 NA | | | | | | | | | | |
| | 1988 * | 0 | 0 | 0 | 0 | 0 | 0 | 0 | 0 | 0 | 0.0 |

PART I OFFENSES REPORTED/KNOWN TO POLICE
NEW YORK STATE
BY AGENCY

| AGENCY | YEAR | MURDER | NEGLIGENT MANSLAUGHTER | RAPE | ROBBERY | AGGRAVATED ASSAULT | BURGLARY | LARCENY | MOTOR VEHICLE THEFT | INDEX** TOTAL | CRIME |
|-------------------------------|------|--------|---------------------------|------|---------|-----------------------|----------|---------|---------------------------|------------------|----------------------|
| | | | | | | | | | | | RATE PER 1,000 |
| RENSSELAER COUNTY (CONTINUED) | | | | | | | | | | | |
| EAST GREENBUSH TOWN PD | 1989 | 0 | 0 | 1 | 5 | 28 | 73 | 338 | 11 | 456 | 34.7 |
| | 1988 | 1 | 0 | 0 | 1 | 34 | 74 | 320 | 23 | 453 | 33.6 |
| NORTH GREENBUSH TOWN PD | 1989 | 0 | 0 | 2 | 1 | 18 | 46 | 117 | 13 | 197 | 18.7 |
| | 1988 | 0 | 0 | 0 | 2 | 10 | 46 | 84 | 2 | 144 | 13.9 |
| SCHODACK TOWN PD | 1989 | 0 | 0 | 0 | 0 | 8 | 52 | 143 | 10 | 213 | 21.2 |
| | 1988 | 0 | 0 | 0 | 0 | 11 | 44 | 136 | 6 | 197 | 19.9 |
| COUNTY TOTAL | 1989 | 7 | 2 | 37 | 71 | 284 | 1703 | 3488 | 253 | 5843 | |
| | 1988 | 2 | 2 | 29 | 75 | 296 | 1519 | 2937 | 264 | 5122 | |
| CRIME RATE PER 100,000 | 1989 | 4.6 | 1.3 | 24.4 | 46.8 | 187.3 | 1123.0 | 2300.1 | 166.8 | 3853.1 | |
| | 1988 | 1.3 | 1.3 | 19.1 | 49.3 | 194.7 | 999.3 | 1932.1 | 173.7 | 3369.5 | |
| * INACTIVATED | | | | | | | | | | | |
| RICHMOND COUNTY | | | | | | | | | | | |
| RICHMOND COUNTY (PK) | 1989 | 0 | 0 | 0 | 0 | 0 | 0 | 0 | 3 | 3 | |
| | 1988 | 0 | 0 | 0 | 0 | 1 | 0 | 0 | 0 | 1 | |
| RICHMOND COUNTY (NYC PD) | 1989 | 19 | 0 | 55 | 838 | 1697 | 3520 | 7702 | 5726 | 19557 | |
| | 1988 | 26 | 0 | 83 | 899 | 1725 | 3600 | 8276 | 5817 | 20426 | |
| RICHMOND COUNTY (NYC HA) | 1989 | 2 | 0 | 13 | 67 | 108 | 85 | 78 | 10 | 363 | |
| | 1988 | 6 | 0 | 13 | 57 | 124 | 66 | 66 | 24 | 356 | |
| RICHMOND COUNTY (NYC SIRT) | 1989 | 0 | 0 | 0 | 8 | 6 | 11 | 12 | 0 | 37 | |
| | 1988 | 0 | 0 | 0 | 6 | 4 | 6 | 9 | 0 | 25 | |
| RICHMOND COUNTY (NYC PA) | 1989 | 0 | 0 | 0 | 1 | 2 | 8 | 18 | 2 | 31 | |
| | 1988 | 0 | 0 | 0 | 0 | 2 | 7 | 13 | 0 | 22 | |
| COUNTY TOTAL | 1989 | 21 | 0 | 68 | 914 | 1813 | 3624 | 7810 | 5741 | 19991 | 52.2 |
| | 1988 | 32 | 0 | 96 | 962 | 1856 | 3679 | 8364 | 5841 | 20830 | 54.5 |
| CRIME RATE PER 100,000 | 1989 | 5.5 | 0.0 | 17.7 | 238.5 | 473.1 | 945.7 | 2038.0 | 1498.1 | 5216.7 | |
| | 1988 | 8.4 | 0.0 | 25.1 | 251.8 | 485.9 | 963.1 | 2189.5 | 1529.0 | 5452.7 | |

PART I OFFENSES REPORTED/KNOWN TO POLICE
NEW YORK STATE
BY AGENCY

| AGENCY | YEAR | MURDER | NEGLIGENT | | ROBBERY | AGGRAVATED ASSAULT | BURGLARY | LARCENY | MOTOR VEHICLE THEFT | INDEX** TOTAL | CRIME RATE PER 1,000 |
|---------------------------|------|--------|--------------|------|---------|-----------------------|----------|---------|---------------------------|------------------|-------------------------------|
| | | | MANSLAUGHTER | RAPE | | | | | | | |
| ROCKLAND COUNTY | | | | | | | | | | | |
| SHERIFF - ROCKLAND COUNTY | 1989 | 0 | 0 | 1 | 1 | 18 | 1 | 65 | 7 | 93 | 41.9 |
| | 1988 | 0 | 1 | 1 | 0 | 27 | 13 | 72 | 4 | 117 | 52.8 |
| ROCKLAND COUNTY (SP) | 1989 | 0 | 1 | 1 | 1 | 8 | 7 | 30 | 10 | 57 | |
| | 1988 | 0 | 1 | 4 | 1 | 7 | 8 | 26 | 2 | 48 | |
| ROCKLAND COUNTY (TWY) | 1989 | 0 | 0 | 0 | 0 | 0 | 0 | 4 | 0 | 4 | |
| | 1988 | 0 | 0 | 0 | 0 | 0 | 0 | 13 | 2 | 15 | |
| ROCKLAND COUNTY (PK) | 1989 | 0 | 0 | 2 | 1 | 8 | 4 | 53 | 0 | 68 | |
| | 1988 | 0 | 0 | 0 | 1 | 0 | 12 | 52 | 2 | 67 | |
| ROCKLAND COUNTY (RR-MN) | 1989 | 0 | 0 | 0 | 0 | 0 | 0 | 1 | 0 | 1 | |
| | 1988 | 0 | 0 | 0 | 0 | 0 | 0 | 0 | 0 | 0 | |
| ROCKLAND COUNTY (RR-RC) A | 1989 | 0 | 0 | 0 | 0 | 0 | 3 | 11 | 0 | 14 | |
| | 1988 | 0 | 0 | 0 | 0 | 0 | 4 | 5 | 0 | 9 | |
| HAVERSTRAW VILLAGE PD | 1989 | 0 | 0 | 1 | 7 | 39 | 91 | 149 | 25 | 312 | 32.0 |
| | 1988 | 0 | 0 | 1 | 7 | 28 | 75 | 122 | 24 | 257 | 26.7 |
| NYACK VILLAGE PD | 1989 | 0 | 0 | 2 | 14 | 79 | 89 | 291 | 26 | 501 | 81.1 |
| | 1988 | 0 | 0 | 3 | 22 | 62 | 48 | 298 | 29 | 462 | 72.7 |
| PIERMONT VILLAGE PD | 1989 | 0 | 0 | 1 | 0 | 4 | 13 | 37 | 9 | 64 | 30.3 |
| | 1988 | 0 | 0 | 0 | 1 | 5 | 13 | 24 | 4 | 47 | 21.8 |
| SOUTH NYACK-GRAND VIEW PD | 1989 | 0 | 0 | 1 | 3 | 13 | 23 | 66 | 4 | 110 | 30.7 |
| | 1988 | 0 | 0 | 1 | 3 | 12 | 25 | 43 | 2 | 86 | 24.6 |
| SPRING VALLEY VILLAGE PD | 1989 | 1 | 0 | 17 | 76 | 43 | 284 | 992 | 81 | 1494 | 68.3 |
| | 1988 | 3 | 0 | 11 | 62 | 64 | 419 | 1071 | 98 | 1728 | 79.5 |
| SUFFERN VILLAGE PD | 1989 | 1 | 0 | 0 | 1 | 16 | 60 | 202 | 18 | 298 | 26.7 |
| | 1988 | 0 | 0 | 0 | 4 | 2 | 61 | 201 | 23 | 291 | 26.4 |
| SLOATSBURG VILLAGE PD | 1989 | 0 | 0 | 0 | 0 | 0 | 11 | 19 | 1 | 31 | 10.6 |
| | 1988 | 0 | 0 | 0 | 0 | 0 | 14 | 23 | 1 | 38 | 12.6 |
| CLARKSTOWN TOWN PD | 1989 | 3 | 0 | 1 | 30 | 163 | 391 | 1808 | 176 | 2572 | 33.2 |
| | 1988 | 0 | 0 | 6 | 20 | 70 | 281 | 1159 | 170 | 1706 | 22.1 |
| HAVERSTRAW TOWN PD | 1989 | 0 | 0 | 3 | 1 | 6 | 113 | 443 | 39 | 605 | 26.8 |
| | 1988 | 0 | 0 | 2 | 3 | 9 | 101 | 333 | 38 | 486 | 21.6 |
| ORANGETOWN TOWN PD | 1989 | 0 | 0 | 0 | 1 | 76 | 74 | 452 | 44 | 647 | 18.6 |
| | 1988 | 0 | 0 | 2 | 4 | 46 | 78 | 413 | 36 | 579 | 16.2 |
| RAMAPO TOWN PD | 1989 | 1 | 0 | 1 | 9 | 40 | 384 | 825 | 72 | 1332 | 22.8 |
| | 1988 | 0 | 0 | 6 | 24 | 78 | 426 | 744 | 81 | 1359 | 23.2 |

PART I OFFENSES REPORTED/KNOWN TO POLICE
NEW YORK STATE
BY AGENCY

| AGENCY | YEAR | MURDER | NEGLIGENT MANSLAUGHTER | RAPE | ROBBERY | AGGRAVATED ASSAULT | BURGLARY | LARCENY | MOTOR VEHICLE THEFT | INDEX** TOTAL | CRIME RATE PER 1,000 |
|------------------------------|------|--------|---------------------------|------|---------|-----------------------|----------|---------|---------------------------|------------------|-------------------------------|
| ROCKLAND COUNTY (CONTINUED) | | | | | | | | | | | |
| STONY POINT TOWN PD | 1989 | 0 | 0 | 0 | 0 | 0 | 34 | 119 | 3 | 156 | 11.7 |
| | 1988 | 3 | 0 | 2 | 0 | 4 | 49 | 118 | 8 | 184 | 14.2 |
| COUNTY TOTAL | 1989 | 6 | 1 | 31 | 145 | 513 | 1582 | 5567 | 515 | 8359 | |
| | 1988 | 6 | 2 | 39 | 152 | 414 | 1627 | 4717 | 524 | 7479 | |
| CRIME RATE PER 100,000 | 1989 | 2.3 | 0.4 | 11.6 | 54.4 | 192.6 | 593.8 | 2089.7 | 193.3 | 3137.7 | |
| | 1988 | 2.3 | 0.8 | 14.6 | 57.0 | 155.4 | 610.6 | 1770.2 | 196.6 | 2806.7 | |
| ST LAWRENCE COUNTY | | | | | | | | | | | |
| SHERIFF - ST LAWRENCE COUNTY | 1989 | 0 | 0 | 4 | 1 | 65 | 227 | 344 | 27 | 668 | 11.0 |
| | 1988 | 0 | 0 | 4 | 3 | 62 | 170 | 359 | 24 | 622 | 10.3 |
| ST LAWRENCE COUNTY (SP) | 1989 | 0 | 1 | 9 | 1 | 55 | 297 | 272 | 21 | 655 | |
| | 1988 | 1 | 1 | 5 | 5 | 62 | 273 | 284 | 22 | 652 | |
| ST LAWRENCE COUNTY (PK) | 1989 | 0 | 0 | 0 | 0 | 0 | 2 | 11 | 0 | 13 | |
| | 1988 | 0 | 0 | 0 | 0 | 2 | 0 | 19 | 0 | 21 | |
| ST. LAWRENCE COUNTY (RR-RC) | 1989 | 0 | 0 | 0 | 0 | 0 | 0 | 1 | 0 | 1 | |
| | 1988 | 0 | 0 | 0 | 0 | 0 | 0 | 0 | 0 | 0 | |
| SUNY A & T COLL AT CANTON | 1989 | 0 | 0 | 0 | 0 | 0 | 2 | 104 | 1 | 107 | |
| | 1988 | 0 | 0 | 0 | 0 | 0 | 5 | 100 | 0 | 105 | |
| SUNY COLLEGE AT POTSDAM | 1989 | 0 | 0 | 1 | 0 | 0 | 0 | 107 | 0 | 108 | |
| | 1988 | 0 | 0 | 0 | 0 | 0 | 2 | 130 | 0 | 132 | |
| OGDENSBURG CITY PD | 1989 | 0 | 0 | 1 | 2 | 1 | 137 | 428 | 35 | 604 | 50.1 |
| | 1988 | 0 | 0 | 1 | 4 | 2 | 101 | 395 | 27 | 530 | 43.4 |
| MASSENA VILLAGE PD | 1989 | 0 | 0 | 1 | 4 | 4 | 126 | 439 | 15 | 589 | 51.4 |
| | 1988 | 0 | 0 | 2 | 1 | 10 | 108 | 337 | 16 | 474 | 38.8 |
| CANTON VILLAGE PD | 1989 | 0 | 0 | 0 | 0 | 4 | 29 | 208 | 6 | 247 | 38.5 |
| | 1988 | 0 | 0 | 1 | 1 | 0 | 16 | 232 | 9 | 259 | 38.1 |
| GOUVERNEUR VILLAGE PD | 1989 | 0 | 0 | 0 | 0 | 7 | 39 | 127 | 7 | 180 | 37.6 |
| | 1988 | 0 | 0 | 1 | 0 | 1 | 49 | 134 | 8 | 193 | 45.3 |
| NORWOOD VILLAGE PD | 1989 | 0 | 0 | 0 | 0 | 2 | 2 | 27 | 1 | 32 | 16.5 |
| | 1988 | 0 | 0 | 0 | 0 | 1 | 7 | 38 | 0 | 46 | 23.7 |
| POTSDAM VILLAGE PD | 1989 | 0 | 0 | 2 | 2 | 3 | 24 | 384 | 13 | 428 | 49.1 |
| | 1988 | 0 | 0 | 0 | 3 | 4 | 37 | 338 | 14 | 396 | 41.9 |

PART I OFFENSES REPORTED/KNOWN TO POLICE
NEW YORK STATE
BY AGENCY

| AGENCY | YEAR | MURDER | NEGLIGENT MANSLAUGHTER | RAPE | ROBBERY | AGGRAVATED ASSAULT | BURGLARY | LARCENY | MOTOR VEHICLE THEFT | INDEX** TOTAL | CRIME RATE PER 1,000 |
|--------------------------------|------|--------|---------------------------|------|---------|-----------------------|----------|---------|---------------------------|------------------|-------------------------------|
| ST LAWRENCE COUNTY (CONTINUED) | | | | | | | | | | | |
| NORFOLK TOWN PD | 1989 | 0 | 0 | 0 | 0 | 0 | 0 | 0 | 0 | 0 | 0.0 |
| | 1988 | 0 | 0 | 0 | 0 | 2 | 1 | 4 | 0 | 7 | 1.4 |
| COUNTY TOTAL | 1989 | 0 | 1 | 18 | 10 | 141 | 885 | 2452 | 126 | 3632 | |
| | 1988 | 1 | 1 | 14 | 17 | 146 | 769 | 2370 | 120 | 3437 | |
| CRIME RATE PER 100,000 | 1989 | 0.0 | 0.9 | 16.2 | 9.0 | 127.0 | 796.9 | 2208.0 | 113.5 | 3270.5 | |
| | 1988 | 0.9 | 0.9 | 12.5 | 15.2 | 130.2 | 685.7 | 2113.2 | 107.0 | 3064.6 | |
| SARATOGA COUNTY | | | | | | | | | | | |
| SHERIFF - SARATOGA COUNTY | 1989 | 2 | 0 | 9 | 5 | 116 | 341 | 633 | 33 | 1139 | 10.1 |
| | 1988 | 1 | 0 | 6 | 2 | 59 | 303 | 526 | 41 | 938 | 8.6 |
| SARATOGA COUNTY (SP) | 1989 | 0 | 0 | 6 | 2 | 32 | 219 | 666 | 44 | 969 | |
| | 1988 | 0 | 0 | 6 | 1 | 39 | 266 | 670 | 29 | 1011 | |
| SARATOGA COUNTY (PK) | 1989 | 0 | 0 | 0 | 0 | 3 | 5 | 60 | 1 | 69 | |
| | 1988 | 0 | 0 | 0 | 1 | 12 | 17 | 57 | 2 | 89 | |
| SARATOGA COUNTY (RR-D&H) | 1989 | 0 | 0 | 0 | 0 | 0 | 1 | 5 | 0 | 6 | |
| | 1988 | 0 | 0 | 0 | 0 | 2 | 1 | 7 | 0 | 10 | |
| SARATOGA SPRINGS CITY PD | 1989 | 0 | 0 | 12 | 23 | 236 | 284 | 1214 | 52 | 1821 | 72.8 |
| | 1988 | 1 | 0 | 12 | 13 | 172 | 330 | 1137 | 43 | 1708 | 68.2 |
| BALLSTON SPA VILLAGE PD | 1989 | 0 | 0 | 3 | 1 | 8 | 55 | 100 | 9 | 176 | 27.5 |
| | 1988 | 0 | 0 | 1 | 0 | 4 | 51 | 127 | 6 | 189 | 33.2 |
| CORINTH VILLAGE PD | 1989 | 0 | 0 | 2 | 1 | 6 | 9 | 40 | 3 | 61 | 21.3 |
| | 1988 | 0 | 0 | 0 | 0 | 10 | 17 | 48 | 1 | 76 | 27.2 |
| MECHANICVILLE CITY PD | 1989 | 0 | 0 | 1 | 0 | 17 | 24 | 62 | 6 | 110 | 19.2 |
| | 1988 | 0 | 0 | 2 | 1 | 19 | 17 | 54 | 7 | 100 | 17.7 |
| SOUTH GLENS FALLS VILLAGE PD | 1989 | 0 | 0 | 0 | 3 | 2 | 18 | 154 | 2 | 179 | 52.2 |
| | 1988 | 0 | 0 | 0 | 0 | 2 | 33 | 138 | 2 | 175 | 49.9 |
| CHARLTON TOWN PD | 1989 | 0 | 0 | 0 | 0 | 0 | 0 | 0 | 0 | 0 | 0.0 |
| | 1988 | 0 | 0 | 0 | 0 | 0 | 0 | 0 | 0 | 0 | 0.0 |
| WATERFORD TOWN AND VILL PD | 1989 | 0 | 0 | 1 | 0 | 9 | 70 | 116 | 19 | 215 | 25.6 |
| | 1988 | 0 | 0 | 0 | 1 | 17 | 31 | 94 | 10 | 153 | 18.2 |

PART I OFFENSES REPORTED/KNOWN TO POLICE
NEW YORK STATE
BY AGENCY

| AGENCY | YEAR | MURDER | NEGLIGENT MANSLAUGHTER | RAPE | ROBBERY | AGGRAVATED ASSAULT | BURGLARY | LARCENY | MOTOR VEHICLE THEFT | INDEX** TOTAL | CRIME RATE PER 1,000 |
|------------------------------|------|--------|---------------------------|------|---------|-----------------------|----------|---------|---------------------------|------------------|-------------------------------|
| SARATOGA COUNTY (CONTINUED) | | | | | | | | | | | |
| STILLWATER TOWN PD | 1989 | 0 | 0 | 0 | 0 | 6 | 19 | 24 | 5 | 54 | 11.2 |
| | 1988 | 0 | 0 | 0 | 0 | 9 | 21 | 24 | 4 | 58 | 12.0 |
| COUNTY TOTAL | 1989 | 2 | 0 | 34 | 35 | 435 | 1045 | 3074 | 174 | 4799 | |
| | 1988 | 2 | 0 | 27 | 19 | 345 | 1087 | 2882 | 145 | 4507 | |
| CRIME RATE PER 100,000 | 1989 | 1.2 | 0.0 | 19.7 | 20.2 | 251.5 | 604.1 | 1777.0 | 100.6 | 2774.1 | |
| | 1988 | 1.2 | 0.0 | 16.0 | 11.3 | 204.4 | 644.0 | 1707.6 | 85.9 | 2670.4 | |
| SCHENECTADY COUNTY | | | | | | | | | | | |
| SHERIFF - SCHENECTADY COUNTY | 1989 | 0 | 0 | 0 | 0 | 4 | 0 | 0 | 0 | 4 | 0.5 |
| | 1988 | 0 | 0 | 0 | 0 | 0 | 2 | 2 | 0 | 4 | 0.6 |
| SCHENECTADY COUNTY (SP) | 1989 | 0 | 0 | 0 | 0 | 3 | 33 | 56 | 6 | 98 | |
| | 1988 | 1 | 1 | 0 | 2 | 2 | 31 | 45 | 6 | 87 | |
| SCHENECTADY COUNTY (TWY) | 1989 | 0 | 0 | 0 | 0 | 0 | 0 | 0 | 0 | 0 | |
| | 1988 | 0 | 0 | 0 | 0 | 0 | 0 | 1 | 0 | 1 | |
| SCHENECTADY COUNTY (PK) | 1989 | 0 | 0 | 0 | 0 | 0 | 0 | 0 | 0 | 0 | |
| | 1988 | 0 | 0 | 0 | 0 | 0 | 0 | 0 | 0 | 0 | |
| SCHENECTADY COUNTY (RR-RC) | 1989 | 0 | 0 | 0 | 0 | 0 | 0 | 1 | 0 | 1 | |
| | 1988 | 0 | 0 | 0 | 0 | 0 | 1 | 0 | 0 | 1 | |
| SCHENECTADY COUNTY (RR-D&H) | 1989 | 0 | 0 | 0 | 0 | 1 | 2 | 6 | 0 | 9 | |
| | 1988 | 0 | 0 | 0 | 0 | 0 | 2 | 5 | 0 | 7 | |
| SCHENECTADY CITY PD | 1989 | 1 | 0 | 26 | 98 | 60 | 1074 | 1481 | 295 | 3035 | 45.4 |
| | 1988 | 4 | 0 | 29 | 87 | 56 | 1143 | 1607 | 300 | 3226 | 48.0 |
| SCOTIA VILLAGE PD | 1989 | 0 | 0 | 0 | 4 | 3 | 12 | 175 | 11 | 205 | 28.4 |
| | 1988 | 0 | 0 | 2 | 0 | 3 | 21 | 156 | 10 | 192 | 26.3 |
| GLENVILLE TOWN PD | 1989 | 0 | 0 | 1 | 1 | 42 | 55 | 224 | 23 | 346 | 16.4 |
| | 1988 | 0 | 0 | 0 | 0 | 29 | 68 | 253 | 21 | 371 | 17.7 |
| NISKAYUNA TOWN PD | 1989 | 0 | 0 | 3 | 4 | 45 | 83 | 631 | 13 | 779 | 40.9 |
| | 1988 | 1 | 0 | 2 | 5 | 41 | 102 | 595 | 21 | 767 | 41.3 |

PART I OFFENSES REPORTED/KNOWN TO POLICE
NEW YORK STATE
BY AGENCY

| AGENCY | YEAR | MURDER | NEGLIGENT MANSLAUGHTER | RAPE | ROBBERY | AGGRAVATED ASSAULT | BURGLARY | LARCENY | MOTOR VEHICLE THEFT | INDEX** TOTAL | CRIME RATE PER 1,000 |
|--------------------------------|------|--------|---------------------------|------|---------|-----------------------|----------|---------|---------------------------|------------------|-------------------------------|
| SCHENECTADY COUNTY (CONTINUED) | | | | | | | | | | | |
| ROTTERDAM TOWN PD | 1989 | 0 | 0 | 3 | 2 | 10 | 159 | 772 | 37 | 983 | 34.3 |
| | 1988 | 1 | 0 | 1 | 8 | 22 | 113 | 617 | 61 | 823 | 28.5 |
| COUNTY TOTAL | 1989 | 1 | 0 | 33 | 109 | 168 | 1418 | 3346 | 385 | 5460 | |
| | 1988 | 7 | 1 | 34 | 102 | 153 | 1483 | 3281 | 419 | 5479 | |
| CRIME RATE PER 100,000 | 1989 | 0.7 | 0.0 | 22.0 | 72.6 | 111.8 | 943.8 | 2227.1 | 256.3 | 3634.2 | |
| | 1988 | 4.7 | 0.7 | 22.6 | 67.9 | 101.9 | 987.3 | 2184.4 | 279.0 | 3647.7 | |
| SCHOHARIE COUNTY | | | | | | | | | | | |
| SHERIFF - SCHOHARIE COUNTY | 1989 | 0 | 0 | 0 | 0 | 0 | 76 | 53 | 4 | 133 | 5.5 |
| | 1988 | 0 | 0 | 1 | 0 | 1 | 49 | 44 | 4 | 99 | 4.1 |
| SCHOHARIE COUNTY (SP) | 1989 | 0 | 0 | 0 | 2 | 38 | 87 | 148 | 8 | 283 | |
| | 1988 | 1 | 1 | 2 | 0 | 29 | 77 | 153 | 7 | 269 | |
| SCHOHARIE COUNTY (PK) | 1989 | 0 | 0 | 0 | 0 | 0 | 0 | 0 | 0 | 0 | |
| | 1988 | 0 | 0 | 0 | 0 | 0 | 0 | 0 | 0 | 0 | |
| SCHOHARIE COUNTY (RR-D&H) | 1989 | 0 | 0 | 0 | 0 | 0 | 0 | 1 | 0 | 1 | |
| | 1988 | 0 | 0 | 0 | 0 | 0 | 0 | 0 | 0 | 0 | |
| SUNY A & T COLL AT COBLESKILL | 1989 | 0 | 0 | 0 | 0 | 2 | 63 | 49 | 0 | 114 | |
| | 1988 | 0 | 0 | 1 | 0 | 1 | 22 | 44 | 0 | 68 | |
| COBLESKILL VILLAGE PD | 1989 | 0 | 0 | 0 | 1 | 22 | 16 | 134 | 5 | 178 | 36.0 |
| | 1988 | 0 | 0 | 1 | 2 | 18 | 15 | 182 | 1 | 219 | 44.0 |
| SCHOHARIE VILLAGE PD | 1989 | 0 | 0 | 1 | 0 | 0 | 1 | 8 | 0 | 10 | 9.7 |
| | 1988 | 0 | 0 | 0 | 0 | 0 | 1 | 14 | 0 | 15 | 14.5 |
| COUNTY TOTAL | 1989 | 0 | 0 | 1 | 3 | 62 | 243 | 393 | 17 | 719 | |
| | 1988 | 1 | 1 | 5 | 2 | 49 | 164 | 437 | 12 | 670 | |
| CRIME RATE PER 100,000 | 1989 | 0.0 | 0.0 | 3.3 | 9.9 | 204.8 | 802.8 | 1298.4 | 56.2 | 2375.4 | |
| | 1988 | 3.3 | 3.3 | 16.7 | 6.7 | 163.2 | 546.3 | 1455.6 | 40.0 | 2231.8 | |

PART I OFFENSES REPORTED/KNOWN TO POLICE
NEW YORK STATE
BY AGENCY

| AGENCY | YEAR | MURDER | NEGLIGENT MANSLAUGHTER | RAPE | ROBBERY | AGGRAVATED ASSAULT | BURGLARY | LARCENY | MOTOR VEHICLE THEFT | INDEX** TOTAL | CRIME | |
|---------------------------|------|--------|---------------------------|------|---------|-----------------------|----------|---------|---------------------------|------------------|----------------------|--|
| | | | | | | | | | | | RATE PER 1,000 | |
| SCHUYLER COUNTY | | | | | | | | | | | | |
| SHERIFF - SCHUYLER COUNTY | 1989 | 0 | 0 | 2 | 0 | 3 | 103 | 223 | 24 | 355 | 23.3 | |
| | 1988 | 0 | 0 | 1 | 0 | 4 | 90 | 220 | 9 | 324 | 21.3 | |
| SCHUYLER COUNTY (SP) | 1989 | 0 | 0 | 0 | 1 | 1 | 28 | 41 | 4 | 75 | | |
| | 1988 | 0 | 0 | 1 | 0 | 1 | 23 | 48 | 6 | 79 | | |
| SCHUYLER COUNTY (PK) | 1989 | 0 | 0 | 0 | 0 | 0 | 0 | 17 | 0 | 17 | | |
| | 1988 | 0 | 0 | 0 | 0 | 0 | 0 | 9 | 0 | 9 | | |
| SCHUYLER COUNTY (RR-RC) A | 1989 | 0 | 0 | 0 | 0 | 0 | 0 | 0 | 0 | 0 | | |
| | 1988 | 0 | 0 | 0 | 0 | 0 | 0 | 0 | 0 | 0 | | |
| SCHUYLER COUNTY (RR-RC)P | 1989 | 0 | 0 | 0 | 0 | 0 | 0 | 0 | 0 | 0 | | |
| | 1988 | 0 | 0 | 0 | 0 | 0 | 0 | 0 | 0 | 0 | | |
| WATKINS GLEN VILLAGE PD | 1989 | 0 | 0 | 0 | 0 | 0 | 15 | 113 | 2 | 130 | 61.5 | |
| | 1988 | 0 | 0 | 0 | 0 | 0 | 22 | 110 | 5 | 137 | 63.8 | |
| COUNTY TOTAL | | 1989 | 0 | 0 | 2 | 1 | 4 | 146 | 394 | 30 | 577 | |
| | | 1988 | 0 | 0 | 2 | 0 | 5 | 135 | 387 | 20 | 549 | |
| CRIME RATE PER 100,000 | | 1989 | 0.0 | 0.0 | 11.5 | 5.8 | 23.1 | 842.0 | 2272.3 | 173.0 | 3327.8 | |
| | | 1988 | 0.0 | 0.0 | 11.5 | 0.0 | 28.8 | 777.2 | 2228.0 | 115.1 | 3160.6 | |
| SENECA COUNTY | | | | | | | | | | | | |
| SHERIFF - SENECA COUNTY | 1989 | 0 | 0 | 1 | 2 | 16 | 70 | 201 | 18 | 308 | 17.3 | |
| | 1988 | 0 | 1 | 3 | 0 | 26 | 78 | 229 | 21 | 357 | 19.9 | |
| SENECA COUNTY (SP) | 1989 | 0 | 0 | 0 | 0 | 4 | 44 | 133 | 9 | 190 | | |
| | 1988 | 0 | 0 | 0 | 3 | 9 | 47 | 116 | 8 | 183 | | |
| SENECA COUNTY (TWY) | 1989 | 0 | 0 | 0 | 0 | 0 | 0 | 4 | 0 | 4 | | |
| | 1988 | 0 | 0 | 0 | 0 | 0 | 0 | 1 | 0 | 1 | | |
| SENECA COUNTY (PK) | 1989 | 0 | 0 | 0 | 0 | 0 | 3 | 25 | 0 | 28 | | |
| | 1988 | 0 | 0 | 0 | 0 | 0 | 1 | 22 | 0 | 23 | | |
| SENECA COUNTY (RR-RC) | 1989 | 0 | 0 | 0 | 0 | 0 | 0 | 1 | 0 | 1 | | |
| | 1988 | 0 | 0 | 0 | 0 | 0 | 0 | 0 | 0 | 0 | | |
| INTERLAKEN VILLAGE PD | 1989 | 0 | 0 | 0 | 0 | 0 | 3 | 6 | 0 | 9 | 12.3 | |
| | 1988 | 0 | 0 | 0 | 0 | 0 | 0 | 8 | 0 | 8 | 11.2 | |
| WATERLOO VILLAGE PD | 1989 | 0 | 0 | 5 | 0 | 13 | 40 | 143 | 12 | 213 | 38.1 | |
| | 1988 | 0 | 0 | 0 | 1 | 2 | 51 | 181 | 4 | 239 | 43.2 | |
| SENECA FALLS VILLAGE PD | 1989 | 0 | 0 | 1 | 2 | 15 | 36 | 124 | 3 | 181 | 24.5 | |
| | 1988 | 0 | 0 | 2 | 1 | 12 | 39 | 125 | 4 | 183 | 24.8 | |

PART I OFFENSES REPORTED/KNOWN TO POLICE
NEW YORK STATE
BY AGENCY

| AGENCY | YEAR | MURDER | NEGLIGENT MANSLAUGHTER | RAPE | ROBBERY | AGGRAVATED ASSAULT | BURGLARY | LARCENY | MOTOR VEHICLE THEFT | INDEX** TOTAL | CRIME RATE PER 1,000 |
|-----------------------------|------|--------|---------------------------|------|---------|-----------------------|----------|---------|---------------------------|------------------|-------------------------------|
| SENECA COUNTY (CONTINUED) | | | | | | | | | | | |
| OVID VILLAGE PD | 1989 | 0 | 0 | 0 | 0 | 0 | 0 | 1 | 0 | 1 | 1.4 |
| | 1988 | 0 | 0 | 0 | 0 | 0 | 0 | 2 | 0 | 2 | 3.2 |
| COUNTY TOTAL | 1989 | 0 | 0 | 7 | 4 | 48 | 196 | 638 | 42 | 935 | |
| | 1988 | 0 | 1 | 5 | 5 | 49 | 216 | 684 | 37 | 996 | |
| CRIME RATE PER 100,000 | 1989 | 0.0 | 0.0 | 21.7 | 12.4 | 148.7 | 607.3 | 1976.9 | 130.1 | 2897.2 | |
| | 1988 | 0.0 | 3.1 | 15.5 | 15.5 | 152.0 | 670.2 | 2122.2 | 114.8 | 3090.3 | |
| STEUBEN COUNTY | | | | | | | | | | | |
| SHERIFF - STEUBEN COUNTY | 1989 | 0 | 0 | 0 | 1 | 2 | 184 | 282 | 12 | 481 | 9.7 |
| | 1988 | 0 | 0 | 2 | 0 | 3 | 130 | 252 | 7 | 394 | 7.8 |
| STEUBEN COUNTY (SP) | 1989 | 0 | 1 | 0 | 2 | 6 | 200 | 423 | 43 | 674 | |
| | 1988 | 1 | 4 | 3 | 5 | 20 | 203 | 326 | 35 | 593 | |
| STEUBEN COUNTY (PK) | 1989 | 0 | 0 | 0 | 0 | 0 | 0 | 12 | 0 | 12 | |
| | 1988 | 0 | 0 | 0 | 0 | 0 | 1 | 6 | 0 | 7 | |
| STEUBEN COUNTY (RR-RC) | 1989 | 0 | 0 | 0 | 0 | 0 | 4 | 5 | 0 | 9 | |
| | 1988 | 0 | 0 | 0 | 0 | 0 | 0 | 1 | 0 | 1 | |
| STEUBEN COUNTY (RR-D&H) | 1989 | 0 | 0 | 0 | 0 | 0 | 0 | 0 | 0 | 0 | |
| | 1988 | 0 | 0 | 0 | 0 | 0 | 0 | 0 | 0 | 0 | |
| STEUBEN COUNTY (RR-RC)P | 1989 | 0 | 0 | 0 | 0 | 0 | 0 | 0 | 0 | 0 | |
| | 1988 | 0 | 0 | 0 | 0 | 0 | 0 | 0 | 0 | 0 | |
| CORNING CITY PD | 1989 | 0 | 0 | 0 | 1 | 31 | 92 | 501 | 23 | 648 | 53.7 |
| | 1988 | 0 | 0 | 0 | 0 | 65 | 54 | 423 | 32 | 574 | 47.8 |
| HORNELL CITY PD | 1989 | 0 | 0 | 1 | 4 | 67 | 72 | 287 | 9 | 440 | 46.3 |
| | 1988 | 0 | 0 | 1 | 1 | 51 | 82 | 267 | 10 | 412 | 42.6 |
| ADDISON TOWN AND VILLAGE PD | 1989 | 0 | 0 | 0 | 0 | 6 | 2 | 50 | 2 | 60 | 20.7 |
| | 1988 | 0 | 0 | 0 | 0 | 7 | 3 | 14 | 5 | 29 | 10.1 |
| AVOCA VILLAGE PD | 1989 | 0 | 0 | 0 | 0 | 0 | 2 | 10 | 1 | 13 | 4.1 |
| | 1988 | 0 | 0 | 0 | 0 | 0 | 7 | 14 | 0 | 21 | 21.1 |
| BATH VILLAGE PD | 1989 | 0 | 0 | 3 | 6 | 39 | 40 | 468 | 4 | 560 | 99.8 |
| | 1988 | 0 | 0 | 1 | 0 | 31 | 53 | 485 | 1 | 571 | 101.0 |
| CANISTEO VILLAGE PD | 1989 | 0 | 0 | 1 | 0 | 3 | 22 | 54 | 4 | 84 | 33.4 |
| | 1988 | 0 | 0 | 0 | 1 | 5 | 21 | 61 | 4 | 92 | 36.1 |
| COHOCTON TOWN PD | 1989 | 0 | 0 | 0 | 2 | 3 | 4 | 17 | 1 | 27 | 10.6 |
| | 1988 | 0 | 0 | 0 | 0 | 0 | 17 | 16 | 2 | 35 | 13.9 |

PART I OFFENSES REPORTED/KNOWN TO POLICE
NEW YORK STATE
BY AGENCY

| AGENCY | YEAR | MURDER | NEGLIGENT MANSLAUGHTER | RAPE | ROBBERY | AGGRAVATED ASSAULT | BURGLARY | LARCENY | MOTOR VEHICLE THEFT | INDEX** TOTAL | CRIME RATE PER 1,000 |
|--------------------------------|------|--------|---------------------------|------|---------|-----------------------|----------|---------|---------------------------|------------------|-------------------------------|
| STEUBEN COUNTY (CONTINUED) | | | | | | | | | | | |
| PAINTED POST VILLAGE PD | 1989 | 0 | 0 | 0 | 0 | 6 | 1 | 33 | 2 | 42 | 20.0 |
| | 1988 | 0 | 0 | 0 | 0 | 3 | 0 | 36 | 3 | 42 | 19.8 |
| HAMMONDSPORT VILLAGE PD | 1989 | 0 | 0 | 0 | 0 | 0 | 2 | 45 | 1 | 48 | 45.2 |
| | 1988 | 0 | 0 | 0 | 0 | 0 | 2 | 44 | 0 | 46 | 43.2 |
| WAYLAND VILLAGE PD | 1989 | 0 | 0 | 0 | 0 | 3 | 8 | 32 | 0 | 43 | 19.2 |
| | 1988 | 0 | 0 | 0 | 0 | 6 | 6 | 28 | 3 | 43 | 21.7 |
| NORTH HORNELL VILLAGE PD | 1989 | 0 | 0 | 0 | 0 | 0 | 0 | 0 | 0 | 0 | 0.0 |
| | 1988 | 0 | 0 | 0 | 0 | 0 | 0 | 3 | 0 | 3 | 4.1 |
| ERWIN TOWN PD | 1989 | 0 | 0 | 0 | 0 | 7 | 7 | 41 | 2 | 57 | 13.2 |
| | 1988 | 0 | 0 | 0 | 0 | 1 | 5 | 20 | 1 | 27 | 6.3 |
| COUNTY TOTAL | 1989 | 0 | 1 | 5 | 16 | 173 | 640 | 2260 | 104 | 3198 | |
| | 1988 | 1 | 4 | 7 | 7 | 192 | 584 | 1996 | 103 | 2890 | |
| CRIME RATE PER 100,000 | 1989 | 0.0 | 1.0 | 5.1 | 16.3 | 176.0 | 650.9 | 2298.5 | 105.8 | 3252.5 | |
| | 1988 | 1.0 | 4.1 | 7.2 | 7.2 | 197.3 | 600.3 | 2051.6 | 105.9 | 2970.5 | |
| SUFFOLK COUNTY | | | | | | | | | | | |
| SHERIFF - SUFFOLK COUNTY | 1989 | 0 | 0 | 0 | 4 | 68 | 14 | 14 | 1 | 101 | |
| | 1988 | 1 | 0 | 1 | 14 | 33 | 18 | 11 | 3 | 81 | |
| SUFFOLK COUNTY (SP) | 1989 | 0 | 0 | 2 | 2 | 19 | 33 | 58 | 7 | 121 | |
| | 1988 | 0 | 0 | 5 | 7 | 28 | 42 | 79 | 11 | 172 | |
| SUFFOLK COUNTY (PK) | 1989 | 0 | 0 | 2 | 4 | 11 | 18 | 92 | 0 | 127 | |
| | 1988 | 0 | 0 | 0 | 7 | 15 | 5 | 78 | 4 | 109 | |
| SUFFOLK COUNTY PARK RANGERS | 1989 | 0 | 0 | 0 | 0 | 13 | 21 | 145 | 5 | 184 | |
| | 1988 | 0 | 0 | 1 | 0 | 4 | 16 | 130 | 2 | 153 | |
| SUFFOLK COUNTY (RR-LI) | 1989 | 0 | 0 | 0 | 13 | 1 | 5 | 102 | 3 | 124 | |
| | 1988 | 0 | 0 | 0 | 8 | 6 | 0 | 71 | 3 | 88 | |
| SUNY A & T COLL AT FARMINGDALE | 1989 | 0 | 0 | 0 | 5 | 4 | 61 | 130 | 4 | 204 | |
| | 1988 | 0 | 0 | 0 | 2 | 3 | 62 | 109 | 6 | 182 | |
| SUNY - STONY BROOK | 1989 | 0 | 0 | 1 | 2 | 10 | 264 | 573 | 11 | 861 | |
| | 1988 | 0 | 0 | 3 | 2 | 4 | 281 | 634 | 25 | 949 | |

PART I OFFENSES REPORTED/KNOWN TO POLICE
NEW YORK STATE
BY AGENCY

| AGENCY | YEAR | MURDER | NEGLIGENT MANSLAUGHTER | RAPE | ROBBERY | AGGRAVATED ASSAULT | BURGLARY | LARCENY | MOTOR VEHICLE THEFT | INDEX** TOTAL | CRIME RATE PER 1,000 |
|---------------------------|------|-------------|---------------------------|------|---------|-----------------------|----------|---------|---------------------------|------------------|-------------------------------|
| SUFFOLK COUNTY | | (CONTINUED) | | | | | | | | | |
| SUFFOLK COUNTY PD | 1989 | 35 | 0 | 127 | 1286 | 1402 | 11152 | 29221 | 7025 | 50248 | 42.1 |
| | 1988 | 41 | 0 | 157 | 1381 | 1910 | 10329 | 29800 | 5446 | 49064 | 41.0 |
| AMITYVILLE VILLAGE PD | 1989 | 0 | 0 | 2 | 13 | 20 | 51 | 236 | 42 | 364 | 41.4 |
| | 1988 | 0 | 0 | 4 | 17 | 6 | 71 | 257 | 37 | 392 | 43.2 |
| SAG HARBOR VILLAGE PD | 1989 | 0 | 0 | 0 | 2 | 8 | 8 | 47 | 1 | 66 | 23.1 |
| | 1988 | 0 | 0 | 0 | 0 | 5 | 20 | 75 | 7 | 107 | 38.7 |
| NORTHPORT VILLAGE PD | 1989 | 0 | 0 | 0 | 0 | 19 | 32 | 118 | 19 | 188 | 25.3 |
| | 1988 | 1 | 0 | 0 | 7 | 9 | 22 | 149 | 9 | 197 | 26.0 |
| SOUTHAMPTON VILLAGE PD | 1989 | 0 | 0 | 0 | 1 | 25 | 75 | 216 | 29 | 346 | 86.7 |
| | 1988 | 1 | 0 | 0 | 2 | 29 | 81 | 213 | 26 | 352 | 88.1 |
| GREENPORT VILLAGE PD | 1989 | 0 | 0 | 0 | 0 | 8 | 9 | 83 | 4 | 104 | 49.2 |
| | 1988 | 0 | 0 | 0 | 1 | 7 | 16 | 83 | 6 | 113 | 51.0 |
| SALTAIRE VILLAGE PD | 1989 | 0 | 0 | 0 | 0 | 0 | 0 | 0 | 0 | 0 | 0.0 |
| | 1988 | 0 | 0 | 0 | 0 | 0 | 0 | 0 | 0 | 0 | 0.0 |
| EAST HAMPTON VILLAGE PD | 1989 | 0 | 0 | 0 | 0 | 7 | 42 | 125 | 6 | 180 | 104.4 |
| | 1988 | 0 | 0 | 1 | 0 | 7 | 32 | 138 | 10 | 188 | 105.6 |
| OCEAN BEACH VILLAGE PD | 1989 | 0 | 0 | 0 | 0 | 4 | 12 | 38 | 1 | 55 | 458.3 |
| | 1988 | 0 | 0 | 0 | 0 | 5 | 7 | 12 | 0 | 24 | 184.6 |
| HUNTINGTON BAY VILL PD | 1989 | 0 | 0 | 0 | 0 | 0 | 1 | 16 | 3 | 20 | 11.1 |
| | 1988 | 0 | 0 | 0 | 0 | 0 | 3 | 26 | 0 | 29 | 16.1 |
| LLOYD HARBOR VILLAGE PD | 1989 | 0 | 0 | 0 | 0 | 2 | 11 | 19 | 0 | 32 | 9.4 |
| | 1988 | 0 | 0 | 0 | 0 | 0 | 4 | 26 | 0 | 30 | 8.7 |
| QUOGUE VILLAGE PD | 1989 | 0 | 0 | 1 | 0 | 6 | 42 | 29 | 4 | 82 | 79.5 |
| | 1988 | 0 | 0 | 0 | 1 | 5 | 43 | 41 | 3 | 93 | 91.5 |
| WESTHAMPTON BEACH VIL PD | 1989 | 0 | 0 | 0 | 1 | 10 | 39 | 114 | 9 | 173 | 122.4 |
| | 1988 | 0 | 0 | 0 | 0 | 5 | 31 | 130 | 8 | 174 | 112.3 |
| NISSEQUOGUE VILLAGE PD | 1989 | 0 | 0 | 0 | 0 | 0 | 11 | 4 | 3 | 18 | 12.4 |
| | 1988 | 0 | 0 | 0 | 0 | 0 | 3 | 3 | 0 | 6 | 4.1 |
| ASHAROKEN VILLAGE PD | 1989 | 0 | 0 | 0 | 0 | 0 | 2 | 11 | 0 | 13 | 18.8 |
| | 1988 | 0 | 0 | 0 | 0 | 0 | 1 | 11 | 1 | 13 | 18.5 |
| HEAD OF HARBOR VILLAGE PD | 1989 | 0 | 0 | 0 | 0 | 0 | 0 | 5 | 0 | 5 | 5.1 |
| | 1988 | 0 | 0 | 0 | 0 | 0 | 0 | 11 | 0 | 11 | 11.0 |
| EAST HAMPTON TOWN PD | 1989 | 0 | 0 | 2 | 2 | 18 | 192 | 328 | 35 | 577 | 45.9 |
| | 1988 | 0 | 0 | 4 | 5 | 31 | 245 | 291 | 31 | 607 | 59.2 |
| RIVERHEAD TOWN PD | 1989 | 0 | 0 | 3 | 26 | 146 | 319 | 413 | 25 | 932 | 41.1 |
| | 1988 | 2 | 0 | 4 | 26 | 129 | 360 | 423 | 32 | 976 | 44.2 |
| SHELTER ISLAND TOWN PD | 1989 | 0 | 0 | 0 | 0 | 8 | 10 | 44 | 0 | 62 | 27.7 |
| | 1988 | 0 | 0 | 0 | 0 | 4 | 16 | 40 | 0 | 60 | 27.2 |
| SOUTHAMPTON TOWN PD | 1989 | 1 | 0 | 14 | 8 | 203 | 395 | 1083 | 68 | 1772 | 48.6 |
| | 1988 | 1 | 0 | 8 | 7 | 165 | 346 | 933 | 56 | 1516 | 44.5 |

PART I OFFENSES REPORTED/KNOWN TO POLICE
NEW YORK STATE
BY AGENCY

| AGENCY | YEAR | MURDER | NEGLIGENT MANSLAUGHTER | RAPE | ROBBERY | AGGRAVATED ASSAULT | BURGLARY | LARCENY | MOTOR VEHICLE THEFT | INDEX** TOTAL | CRIME RATE PER 1,000 |
|----------------------------|------|--------|---------------------------|------|---------|-----------------------|----------|---------|---------------------------|------------------|-------------------------------|
| SUFFOLK COUNTY (CONTINUED) | | | | | | | | | | | |
| SOUTHOLD TOWN PD | 1989 | 0 | 0 | 0 | 2 | 19 | 130 | 315 | 1 | 467 | 26.9 |
| | 1988 | 0 | 0 | 0 | 1 | 6 | 131 | 268 | 1 | 407 | 23.6 |
| COUNTY TOTAL | 1989 | 36 | 0 | 154 | 1371 | 2031 | 12949 | 33579 | 7306 | 57426 | |
| | 1988 | 47 | 0 | 188 | 1488 | 2416 | 12185 | 34042 | 5727 | 56093 | |
| CRIME RATE PER 100,000 | 1989 | 2.7 | 0.0 | 11.6 | 103.6 | 153.4 | 978.2 | 2536.5 | 551.9 | 4337.9 | |
| | 1988 | 3.6 | 0.0 | 14.2 | 112.7 | 183.0 | 923.1 | 2578.9 | 433.9 | 4249.4 | |
| SULLIVAN COUNTY | | | | | | | | | | | |
| SHERIFF - SULLIVAN COUNTY | 1989 | 0 | 0 | 1 | 7 | 64 | 127 | 252 | 12 | 463 | 11.5 |
| | 1988 | 2 | 0 | 5 | 11 | 70 | 110 | 208 | 13 | 419 | 10.1 |
| SULLIVAN COUNTY (SP) | 1989 | 4 | 0 | 4 | 6 | 51 | 456 | 498 | 39 | 1058 | |
| | 1988 | 3 | 0 | 8 | 9 | 73 | 364 | 377 | 57 | 891 | |
| SULLIVAN COUNTY (PK) | 1989 | 0 | 0 | 0 | 0 | 0 | 0 | 0 | 0 | 0 | |
| | 1988 | 0 | 0 | 0 | 0 | 0 | 0 | 0 | 0 | 0 | |
| SULLIVAN COUNTY (RR-RC) A | 1989 | 0 | 0 | 0 | 0 | 0 | 0 | 2 | 0 | 2 | |
| | 1988 | 0 | 0 | 0 | 0 | 0 | 0 | 0 | 0 | 0 | |
| NEVERSINK PCT (NYC-BWSP) | 1989 | 0 | 0 | 0 | 0 | 0 | 0 | 0 | 0 | 0 | |
| | 1988 | 0 | 0 | 0 | 0 | 0 | 0 | 0 | 0 | 0 | |
| LIBERTY VILLAGE PD | 1989 | 0 | 0 | 0 | 6 | 18 | 22 | 95 | 5 | 146 | 36.4 |
| | 1988 | 2 | 0 | 1 | 1 | 19 | 34 | 117 | 19 | 193 | 46.5 |
| MONTICELLO VILLAGE PD | 1989 | 0 | 0 | 4 | 21 | 42 | 169 | 285 | 23 | 544 | 90.3 |
| | 1988 | 1 | 0 | 7 | 31 | 45 | 122 | 234 | 4 | 444 | 72.8 |
| WOODRIDGE VILLAGE PD | 1989 | 0 | 0 | 0 | 0 | 8 | 8 | 12 | 1 | 29 | 34.0 |
| | 1988 | 0 | 0 | 0 | 0 | 4 | 12 | 14 | 0 | 30 | 35.1 |
| FALLSBURGH TOWN PD | 1989 | 0 | 0 | 0 | 10 | 52 | 186 | 273 | 14 | 535 | 46.2 |
| | 1988 | 0 | 0 | 4 | 7 | 30 | 190 | 221 | 21 | 473 | 50.8 |

PART I OFFENSES REPORTED/KNOWN TO POLICE
NEW YORK STATE
BY AGENCY

| AGENCY | YEAR | MURDER | NEGLIGENT MANSLAUGHTER | RAPE | ROBBERY | AGGRAVATED ASSAULT | BURGLARY | LARCENY | MOTOR VEHICLE THEFT | INDEX** TOTAL | CRIME RATE PER 1,000 |
|-----------------------------|------|--------|---------------------------|------|---------|-----------------------|----------|---------|---------------------------|------------------|-------------------------------|
| SULLIVAN COUNTY (CONTINUED) | | | | | | | | | | | |
| MAMAKATING TOWN PD | 1989 | 0 | 0 | 0 | 0 | 0 | 0 | 0 | 0 | 0 | 0.0 |
| | 1988 | 0 | 0 | 0 | 0 | 4 | 1 | 3 | 0 | 8 | 0.9 |
| COUNTY TOTAL | 1989 | 4 | 0 | 9 | 50 | 235 | 968 | 1417 | 94 | 2777 | |
| | 1988 | 8 | 0 | 25 | 59 | 245 | 833 | 1174 | 114 | 2458 | |
| CRIME RATE PER 100,000 | 1989 | 5.6 | 0.0 | 12.5 | 69.6 | 327.0 | 1347.0 | 1971.8 | 130.8 | 3864.3 | |
| | 1988 | 11.3 | 0.0 | 35.4 | 83.5 | 346.6 | 1178.5 | 1660.9 | 161.3 | 3477.4 | |
| TIOGA COUNTY | | | | | | | | | | | |
| SHERIFF - TIOGA COUNTY | 1989 | 0 | 0 | 4 | 2 | 67 | 85 | 213 | 24 | 395 | 9.2 |
| | 1988 | 0 | 0 | 5 | 1 | 53 | 71 | 149 | 29 | 308 | 7.3 |
| TIOGA COUNTY (SP) | 1989 | 2 | 1 | 1 | 1 | 10 | 56 | 117 | 10 | 197 | |
| | 1988 | 0 | 0 | 1 | 1 | 6 | 57 | 85 | 6 | 156 | |
| TIOGA COUNTY (PK) | 1989 | 0 | 0 | 0 | 0 | 0 | 0 | 0 | 0 | 0 | |
| | 1988 | 0 | 0 | 0 | 0 | 0 | 0 | 0 | 0 | 0 | |
| TIOGA COUNTY (RR-RC) A | 1989 | 0 | 0 | 0 | 0 | 0 | 0 | 10 | 0 | 10 | |
| | 1988 | 0 | 0 | 0 | 0 | 0 | 0 | 0 | 0 | 0 | |
| TIOGA COUNTY (RR-D&H) | 1989 | 0 | 0 | 0 | 0 | 0 | 0 | 0 | 0 | 0 | |
| | 1988 | 0 | 0 | 0 | 0 | 0 | 0 | 0 | 0 | 0 | |
| WAVERLY VILLAGE PD | 1989 | 0 | 0 | 0 | 0 | 5 | 30 | 217 | 13 | 265 | 59.8 |
| | 1988 | 0 | 0 | 0 | 1 | 5 | 19 | 154 | 1 | 180 | 39.9 |
| OWEGO VILLAGE PD | 1989 | 1 | 0 | 3 | 1 | 3 | 45 | 104 | 4 | 161 | 37.4 |
| | 1988 | 0 | 0 | 1 | 1 | 1 | 45 | 131 | 10 | 189 | 43.1 |
| COUNTY TOTAL | 1989 | 3 | 1 | 8 | 4 | 85 | 216 | 661 | 51 | 1028 | |
| | 1988 | 0 | 0 | 7 | 4 | 65 | 192 | 519 | 46 | 833 | |
| CRIME RATE PER 100,000 | 1989 | 5.8 | 1.9 | 15.4 | 7.7 | 164.0 | 416.8 | 1275.6 | 98.4 | 1983.9 | |
| | 1988 | 0.0 | 0.0 | 13.7 | 7.8 | 126.9 | 375.0 | 1013.6 | 89.8 | 1626.8 | |

PART 1 OFFENSES REPORTED/KNOWN TO POLICE
NEW YORK STATE
BY AGENCY

| AGENCY | YEAR | MURDER | NEGLIGENT MANSLAUGHTER | RAPE | ROBBERY | AGGRAVATED ASSAULT | BURGLARY | LARCENY | MOTOR VEHICLE THEFT | INDEX** TOTAL | CRIME RATE PER 1,000 |
|---------------------------|------|--------|---------------------------|------|---------|-----------------------|----------|---------|---------------------------|------------------|-------------------------------|
| TOMPKINS COUNTY | | | | | | | | | | | |
| SHERIFF - TOMPKINS COUNTY | 1989 | 1 | 0 | 9 | 0 | 4 | 242 | 567 | 26 | 849 | 16.4 |
| | 1988 | 0 | 0 | 6 | 2 | 15 | 237 | 542 | 30 | 832 | 16.3 |
| TOMPKINS COUNTY (SP) | 1989 | 5 | 0 | 2 | 0 | 9 | 84 | 333 | 15 | 448 | |
| | 1988 | 0 | 0 | 1 | 2 | 11 | 91 | 372 | 15 | 492 | |
| TOMPKINS COUNTY (PK) | 1989 | 0 | 0 | 0 | 0 | 0 | 2 | 32 | 2 | 36 | |
| | 1988 | 0 | 0 | 0 | 0 | 0 | 3 | 32 | 0 | 35 | |
| TOMPKINS COUNTY (RR-RC) A | 1989 | 0 | 0 | 0 | 0 | 0 | 0 | 0 | 0 | 0 | |
| | 1988 | 0 | 0 | 0 | 0 | 0 | 0 | 0 | 0 | 0 | |
| CORNELL UNIVERSITY POLICE | 1989 | 0 | 0 | 0 | 1 | 10 | 99 | 527 | 2 | 639 | |
| | 1988 | 0 | 0 | 2 | 0 | 10 | 158 | 528 | 3 | 701 | |
| ITHACA COLLEGE PD | 1989 | 1 | 0 | 1 | 0 | 0 | 5 | 183 | 1 | 191 | |
| | 1988 | 0 | 0 | 0 | 0 | 0 | 4 | 268 | 0 | 272 | |
| ITHACA CITY PD | 1989 | 0 | 0 | 5 | 17 | 38 | 440 | 1275 | 40 | 1815 | 68.4 |
| | 1988 | 1 | 0 | 5 | 37 | 47 | 273 | 1393 | 67 | 1823 | 68.5 |
| DRYDEN VILLAGE PD | 1989 | 0 | 0 | 0 | 0 | 0 | 7 | 25 | 1 | 33 | 16.2 |
| | 1988 | 0 | 0 | 0 | 0 | 4 | 12 | 79 | 2 | 97 | 49.2 |
| FREEVILLE VILLAGE PD | 1989 | 0 | 0 | 0 | 0 | 1 | 2 | 12 | 0 | 15 | 29.4 |
| | 1988 | 0 | 0 | 0 | 0 | 1 | 7 | 7 | 1 | 16 | 32.5 |
| GROTON VILLAGE PD | 1989 | 0 | 0 | 3 | 0 | 25 | 9 | 57 | 4 | 98 | 34.8 |
| | 1988 | 0 | 0 | 1 | 0 | 23 | 33 | 54 | 6 | 117 | 43.6 |
| TRUMANSBURG VILLAGE PD | 1989 | 0 | 0 | 0 | 2 | 4 | 16 | 131 | 7 | 160 | 65.7 |
| | 1988 | 0 | 0 | 2 | 0 | 9 | 13 | 138 | 3 | 165 | 80.1 |
| CAYUGA HEIGHTS VILLAGE PD | 1989 | 0 | 0 | 0 | 0 | 0 | 9 | 52 | 1 | 62 | 21.9 |
| | 1988 | 0 | 0 | 2 | 1 | 2 | 12 | 51 | 0 | 68 | 22.1 |
| COUNTY TOTAL | 1989 | 7 | 0 | 20 | 20 | 91 | 915 | 3194 | 99 | 4346 | |
| | 1988 | 1 | 0 | 19 | 42 | 122 | 843 | 3464 | 127 | 4618 | |
| CRIME RATE PER 100,000 | 1989 | 7.9 | 0.0 | 22.5 | 22.5 | 102.2 | 1028.1 | 3588.7 | 111.2 | 4883.0 | |
| | 1988 | 1.1 | 0.0 | 21.6 | 47.7 | 138.6 | 957.4 | 3933.9 | 144.2 | 5244.5 | |
| ULSTER COUNTY | | | | | | | | | | | |
| SHERIFF - ULSTER COUNTY | 1989 | 2 | 0 | 0 | 2 | 13 | 83 | 105 | 12 | 217 | 5.5 |
| | 1988 | 1 | 0 | 1 | 2 | 32 | 107 | 153 | 24 | 322 | 9.4 |

PART I OFFENSES REPORTED/KNOWN TO POLICE
NEW YORK STATE
BY AGENCY

| AGENCY | YEAR | MURDER | NEGLIGENT MAHSLAUGHTER | RAPE | ROBBERY | AGGRAVATED ASSAULT | BURGLARY | LARCENY | MOTOR VEHICLE THEFT | INDEX** TOTAL | CRIME RATE PER 1,000 |
|-------------------------------|-------------|--------|---------------------------|------|---------|-----------------------|----------|---------|---------------------------|------------------|-------------------------------|
| ULSTER COUNTY | (CONTINUED) | | | | | | | | | | |
| ULSTER COUNTY (SP) | 1989 | 0 | 0 | 9 | 16 | 95 | 470 | 670 | 47 | 1307 | |
| | 1988 | 2 | 0 | 9 | 16 | 111 | 432 | 524 | 51 | 1145 | |
| ULSTER COUNTY (TWY) | 1989 | 0 | 0 | 0 | 0 | 0 | 0 | 9 | 0 | 9 | |
| | 1988 | 0 | 0 | 0 | 0 | 0 | 0 | 9 | 0 | 9 | |
| ULSTER COUNTY (PK) | 1989 | 0 | 0 | 0 | 0 | 0 | 1 | 6 | 0 | 7 | |
| | 1988 | 0 | 0 | 0 | 0 | 0 | 1 | 1 | 0 | 2 | |
| ULSTER COUNTY (RR-RC) A | 1989 | 0 | 0 | 0 | 0 | 0 | 0 | 1 | 0 | 1 | |
| | 1988 | 0 | 0 | 0 | 0 | 0 | 0 | 0 | 0 | 0 | |
| SUNY COLLEGE AT NEW PALTZ | 1989 | 0 | 0 | 0 | 0 | 2 | 8 | 130 | 0 | 140 | |
| | 1988 | 0 | 0 | 1 | 0 | 2 | 0 | 132 | 2 | 137 | |
| ASHOKAN PCT (NYC-BWSP) | 1989 | 0 | 0 | 0 | 0 | 0 | 0 | 0 | 0 | 0 | |
| | 1988 | 0 | 0 | 0 | 0 | 0 | 0 | 0 | 0 | 0 | |
| KINGSTON CITY PD | 1989 | 1 | 0 | 9 | 41 | 161 | 164 | 810 | 61 | 1247 | 53.1 |
| | 1988 | 3 | 0 | 7 | 31 | 119 | 259 | 568 | 60 | 1047 | 42.9 |
| SAUGERTIES VILLAGE PD | 1989 | 0 | 0 | 1 | 8 | 6 | 20 | 76 | 5 | 116 | 29.2 |
| | 1988 | 0 | 0 | 0 | 1 | 5 | 26 | 92 | 5 | 129 | 33.0 |
| ELLENVILLE VILLAGE PD | 1989 | 0 | 0 | 1 | 9 | 44 | 43 | 278 | 12 | 387 | 97.8 |
| | 1988 | 0 | 0 | 4 | 2 | 69 | 58 | 225 | 23 | 381 | 93.0 |
| NEW PALTZ TOWN AND VILLAGE PD | 1989 | 0 | 0 | 5 | 3 | 32 | 62 | 166 | 12 | 280 | 25.4 |
| | 1988 | 0 | 0 | 1 | 1 | 25 | 67 | 183 | 25 | 302 | 28.2 |
| LLOYD TOWN PD | 1989 | 0 | 0 | 0 | 1 | 18 | 20 | 55 | 4 | 98 | 20.5 |
| | 1988 | 0 | 0 | 0 | 0 | 23 | 13 | 47 | 13 | 96 | 11.1 |
| MARLBOROUGH TOWN PD | 1989 | 0 | 0 | 0 | 1 | 12 | 45 | 48 | 13 | 119 | 15.2 |
| | 1988 | 0 | 0 | 2 | 0 | 13 | 42 | 75 | 13 | 145 | 18.9 |
| PLATTEKILL TOWN PD | 1989 | 0 | 0 | 0 | 0 | 0 | 8 | 5 | 1 | 14 | 1.5 |
| | 1988 | 0 | 0 | 0 | 0 | 0 | 6 | 6 | 0 | 12 | 1.4 |
| WOODSTOCK TOWN PD | 1989 | 0 | 0 | 0 | 0 | 9 | 30 | 28 | 6 | 73 | 11.0 |
| | 1988 | 0 | 0 | 0 | 0 | 12 | 41 | 63 | 2 | 118 | 17.7 |
| SAUGERTIES TOWN PD | 1989 | 0 | 0 | 2 | 1 | 10 | 131 | 226 | 22 | 392 | 26.4 |
| | 1988 | 0 | 0 | 0 | 2 | 19 | 93 | 243 | 21 | 378 | 25.4 |
| SHANDAKEN TOWN PD | 1989 | 0 | 0 | 0 | 0 | 4 | 6 | 8 | 1 | 19 | 6.0 |
| | 1988 | 0 | 0 | 0 | 0 | 1 | 5 | 6 | 0 | 12 | 3.9 |
| ROSENDALE TOWN PD | 1989 | 0 | 0 | 0 | 0 | 7 | 24 | 45 | 7 | 83 | 13.4 |
| | 1988 | 0 | 0 | 0 | 0 | 8 | 21 | 39 | 2 | 70 | 11.4 |
| ULSTER TOWN PD | 1989 | 0 | 0 | 1 | 10 | 12 | 69 | 375 | 17 | 484 | 38.5 |
| | 1988 | 0 | 0 | 3 | 0 | 20 | 102 | 289 | 17 | 431 | 34.4 |
| HURLEY TOWN PD | 1989 | 0 | 0 | 0 | 0 | 0 | 3 | 2 | 1 | 6 | 0.9 |
| | 1988 | 0 | 0 | 0 | 0 | 0 | 1 | 0 | 0 | 1 | 0.1 |
| OLIVE TOWN PD | 1989 | 0 | 0 | 0 | 0 | 1 | 2 | 9 | 0 | 12 | 2.7 |
| | 1988 | 0 | 0 | 0 | 0 | 0 | 1 | 9 | 0 | 10 | 2.3 |

PART I OFFENSES REPORTED/KNOWN TO POLICE
NEW YORK STATE
BY AGENCY

| AGENCY | YEAR | MURDER | NEGLIGENT MANSLAUGHTER | RAPE | ROBBERY | AGGRAVATED ASSAULT | BURGLARY | LARCENY | MOTOR VEHICLE THEFT | INDEX** TOTAL | CRIME RATE PER 1,000 |
|-----------------------------|------|--------|---------------------------|------|---------|-----------------------|----------|---------|---------------------------|------------------|-------------------------------|
| ULSTER COUNTY | | | | | | | | | | | |
| (CONTINUED) | | | | | | | | | | | |
| SHAWANGUNK TOWN PD | 1989 | 0 | 0 | 0 | 0 | 5 | 23 | 27 | 2 | 57 | 6.1 |
| | 1988 | 0 | 0 | 0 | 0 | 4 | 21 | 12 | 1 | 38 | 4.3 |
| COUNTY TOTAL | 1989 | 3 | 0 | 28 | 92 | 431 | 1212 | 3079 | 223 | 5068 | |
| | 1988 | 6 | 0 | 28 | 55 | 463 | 1298 | 2676 | 259 | 4785 | |
| CRIME RATE PER 100,000 | 1989 | 1.8 | 0.0 | 16.7 | 55.0 | 257.7 | 724.5 | 1840.6 | 133.3 | 3029.7 | |
| | 1988 | 3.6 | 0.0 | 16.9 | 33.2 | 279.5 | 783.5 | 1615.3 | 156.3 | 2888.3 | |
| WARREN COUNTY | | | | | | | | | | | |
| SHERIFF - WARREN COUNTY | 1989 | 1 | 0 | 7 | 6 | 0 | 320 | 853 | 42 | 1229 | 31.7 |
| | 1988 | 0 | 1 | 6 | 7 | 4 | 324 | 988 | 58 | 1387 | 37.3 |
| WARREN COUNTY (SP) | 1989 | 0 | 0 | 2 | 2 | 7 | 86 | 191 | 10 | 298 | |
| | 1988 | 1 | 0 | 0 | 0 | 7 | 76 | 199 | 8 | 291 | |
| WARREN COUNTY (RR-D&H) | 1989 | 0 | 0 | 0 | 0 | 0 | 0 | 0 | 0 | 0 | |
| | 1988 | 0 | 0 | 0 | 0 | 0 | 0 | 0 | 0 | 0 | |
| GLENS FALLS CITY PD | 1989 | 0 | 0 | 2 | 3 | 166 | 74 | 404 | 27 | 676 | 40.8 |
| | 1988 | 0 | 0 | 2 | 3 | 64 | 138 | 298 | 29 | 534 | 33.6 |
| BOLTON TOWN PD | 1989 | 0 | 0 | 0 | 0 | 0 | 1 | 20 | 0 | 21 | 11.1 |
| | 1988 | 0 | 0 | 0 | 0 | 0 | 2 | 21 | 0 | 23 | 12.3 |
| COUNTY TOTAL | 1989 | 1 | 0 | 11 | 11 | 173 | 481 | 1468 | 79 | 2224 | |
| | 1988 | 1 | 1 | 8 | 10 | 75 | 540 | 1506 | 95 | 2235 | |
| CRIME RATE PER 100,000 | 1989 | 1.7 | 0.0 | 19.2 | 19.2 | 302.3 | 840.5 | 2565.1 | 138.0 | 3886.1 | |
| | 1988 | 1.8 | 1.8 | 14.6 | 18.2 | 136.6 | 983.2 | 2742.1 | 173.0 | 4069.5 | |
| WASHINGTON COUNTY | | | | | | | | | | | |
| SHERIFF - WASHINGTON COUNTY | 1989 | 0 | 0 | 0 | 2 | 48 | 111 | 197 | 25 | 383 | 10.4 |
| | 1988 | 3 | 0 | 0 | 1 | 43 | 139 | 217 | 16 | 419 | 11.8 |

PART I OFFENSES REPORTED/KNOWN TO POLICE
NEW YORK STATE
BY AGENCY

| AGENCY | YEAR | MURDER | NEGLIGENT MANSLAUGHTER | RAPE | ROBBERY | AGGRAVATED ASSAULT | BURGLARY | LARCENY | MOTOR VEHICLE THEFT | INDEX** TOTAL | CRIME RATE PER 1,000 |
|-------------------------------|------|--------|---------------------------|------|---------|-----------------------|----------|---------|---------------------------|------------------|-------------------------------|
| WASHINGTON COUNTY (CONTINUED) | | | | | | | | | | | |
| WASHINGTON COUNTY (SP) | 1989 | 0 | 0 | 6 | 3 | 30 | 92 | 165 | 10 | 306 | |
| | 1988 | 1 | 0 | 1 | 0 | 45 | 105 | 158 | 5 | 315 | |
| WASHINGTON COUNTY (PK) | 1989 | 0 | 0 | 0 | 0 | 0 | 0 | 0 | 0 | 0 | |
| | 1988 | 0 | 0 | 0 | 0 | 0 | 0 | 0 | 0 | 0 | |
| WASHINGTON COUNTY (RR-D&H) | 1989 | 0 | 0 | 0 | 0 | 0 | 0 | 10 | 0 | 10 | |
| | 1988 | 0 | 0 | 0 | 0 | 0 | 0 | 1 | 0 | 1 | |
| CAMBRIDGE VILLAGE PD | 1989 | 0 | 0 | 1 | 0 | 9 | 5 | 11 | 2 | 28 | 13.2 |
| | 1988 | 0 | 0 | 1 | 0 | 14 | 12 | 84 | 2 | 113 | 54.3 |
| GREENWICH VILLAGE PD | 1989 | 0 | 0 | 0 | 1 | 21 | 13 | 33 | 3 | 71 | 34.2 |
| | 1988 | 0 | 0 | 0 | 0 | 6 | 18 | 39 | 2 | 65 | 30.9 |
| FORT EDWARD VILLAGE PD | 1989 | 0 | 0 | 0 | 0 | 7 | 32 | 99 | 4 | 142 | 35.2 |
| | 1988 | 0 | 0 | 1 | 1 | 5 | 43 | 99 | 7 | 156 | 39.2 |
| GRANVILLE VILLAGE PD | 1989 | 0 | 0 | 0 | 1 | 8 | 10 | 56 | 3 | 78 | 29.5 |
| | 1988 | 0 | 0 | 0 | 0 | 6 | 11 | 23 | 5 | 45 | 16.8 |
| HUDSON FALLS VILLAGE PD | 1989 | 0 | 0 | 6 | 0 | 17 | 34 | 111 | 8 | 176 | 24.1 |
| | 1988 | 0 | 0 | 1 | 2 | 14 | 35 | 123 | 7 | 182 | 25.1 |
| SALEM VILLAGE PD | 1989 | 0 | 0 | 0 | 0 | 5 | 1 | 17 | 1 | 24 | 22.2 |
| | 1988 | 0 | 0 | 0 | 0 | 0 | 2 | 16 | 0 | 18 | 16.2 |
| WHITEHALL VILLAGE PD | 1989 | 0 | 0 | 2 | 0 | 19 | 13 | 43 | 5 | 82 | 25.3 |
| | 1988 | 0 | 0 | 1 | 5 | 23 | 15 | 22 | 4 | 70 | 21.6 |
| COUNTY TOTAL | 1989 | 0 | 0 | 15 | 7 | 164 | 311 | 742 | 61 | 1300 | |
| | 1988 | 4 | 0 | 5 | 9 | 156 | 380 | 782 | 48 | 1384 | |
| CRIME RATE PER 100,000 | 1989 | 0.0 | 0.0 | 25.3 | 11.8 | 276.9 | 525.0 | 1252.6 | 103.0 | 2194.6 | |
| | 1988 | 6.9 | 0.0 | 8.6 | 15.5 | 268.8 | 654.8 | 1347.5 | 82.7 | 2384.8 | |
| WAYNE COUNTY | | | | | | | | | | | |
| SHERIFF - WAYNE COUNTY | 1989 | 3 | 0 | 12 | 4 | 24 | 235 | 531 | 34 | 843 | 13.6 |
| | 1988 | 2 | 0 | 8 | 2 | 27 | 280 | 548 | 29 | 896 | 14.6 |
| WAYNE COUNTY (SP) | 1989 | 0 | 1 | 1 | 3 | 26 | 231 | 362 | 31 | 654 | |
| | 1988 | 0 | 3 | 3 | 1 | 47 | 212 | 361 | 15 | 639 | |
| WAYNE COUNTY (PK) | 1989 | 0 | 0 | 0 | 0 | 0 | 0 | 0 | 0 | 0 | |
| | 1988 | 0 | 0 | 0 | 0 | 0 | 0 | 0 | 0 | 0 | |
| WAYNE COUNTY (RR-RC) | 1989 | 0 | 0 | 0 | 0 | 0 | 0 | 2 | 0 | 2 | |
| | 1988 | 0 | 0 | 0 | 0 | 0 | 0 | 6 | 0 | 6 | |

PART I OFFENSES REPORTED/KNOWN TO POLICE
NEW YORK STATE
BY AGENCY

| AGENCY | YEAR | MURDER | NEGLIGENT MANSLAUGHTER | RAPE | ROBBERY | AGGRAVATED ASSAULT | BURGLARY | LARCENY | MOTOR VEHICLE THEFT | INDEX** TOTAL | CRIME RATE PER 1,000 |
|--------------------------------|------|--------|---------------------------|------|---------|-----------------------|----------|---------|---------------------------|------------------|-------------------------------|
| WAYNE COUNTY (CONTINUED) | | | | | | | | | | | |
| NEWARK VILLAGE PD | 1989 | 0 | 0 | 2 | 3 | 27 | 46 | 386 | 1 | 465 | 47.2 |
| | 1988 | 0 | 0 | 0 | 2 | 22 | 43 | 294 | 10 | 371 | 37.1 |
| WOLCOTT VILLAGE PD | 1989 | 0 | 0 | 0 | 0 | 5 | 0 | 0 | 0 | 5 | 2.9 |
| | 1988 | 0 | 0 | 0 | 0 | 1 | 1 | 3 | 0 | 5 | 2.9 |
| CLYDE VILLAGE PD | 1989 | 0 | 0 | 1 | 0 | 9 | 9 | 71 | 4 | 94 | 35.0 |
| | 1988 | 0 | 0 | 0 | 0 | 10 | 12 | 73 | 0 | 95 | 36.0 |
| LYONS VILLAGE PD | 1989 | 0 | 0 | 3 | 2 | 10 | 55 | 251 | 5 | 326 | 75.8 |
| | 1988 | 0 | 0 | 0 | 5 | 12 | 29 | 196 | 5 | 247 | 57.1 |
| PALMYRA VILLAGE PD | 1989 | 0 | 0 | 0 | 0 | 4 | 6 | 93 | 4 | 107 | 27.7 |
| | 1988 | 0 | 0 | 0 | 0 | 12 | 14 | 95 | 6 | 127 | 32.6 |
| SODUS VILLAGE PD | 1989 | 0 | 0 | 0 | 0 | 6 | 3 | 35 | 2 | 46 | 24.2 |
| | 1988 | 1 | 0 | 0 | 0 | 2 | 6 | 43 | 1 | 53 | 27.7 |
| SODUS POINT VILLAGE PD | 1989 | 0 | 0 | 0 | 0 | 0 | 7 | 8 | 0 | 15 | 12.0 |
| | 1988 | 0 | 0 | 0 | 1 | 2 | 7 | 8 | 0 | 18 | 13.1 |
| MACEDON TOWN AND VILLAGE PD | 1989 | 0 | 0 | 0 | 1 | 1 | 19 | 62 | 3 | 86 | 58.8 |
| | 1988 | 0 | 0 | 0 | 0 | 1 | 19 | 68 | 5 | 93 | 64.2 |
| COUNTY TOTAL | 1989 | 3 | 1 | 19 | 13 | 112 | 611 | 1801 | 84 | 2643 | |
| | 1988 | 3 | 3 | 11 | 11 | 136 | 623 | 1695 | 71 | 2550 | |
| CRIME RATE PER 100,000 | 1989 | 3.4 | 1.1 | 21.4 | 14.6 | 126.0 | 687.3 | 2025.8 | 94.5 | 2972.9 | |
| | 1988 | 3.4 | 3.4 | 12.4 | 12.4 | 153.6 | 703.5 | 1914.0 | 80.2 | 2879.5 | |
| WESTCHESTER COUNTY | | | | | | | | | | | |
| WESTCHESTER CO DEPT PUB SAFETY | 1989 | 1 | 0 | 3 | 9 | 8 | 16 | 595 | 65 | 697 | 32.5 |
| | 1988 | 2 | 0 | 2 | 7 | 15 | 22 | 700 | 48 | 796 | 41.1 |
| WESTCHESTER COUNTY (SP) | 1989 | 0 | 0 | 7 | 9 | 77 | 170 | 428 | 97 | 788 | |
| | 1988 | 2 | 0 | 4 | 16 | 47 | 172 | 359 | 41 | 641 | |
| WESTCHESTER COUNTY (THY) | 1989 | 0 | 0 | 0 | 0 | 0 | 0 | 3 | 0 | 3 | |
| | 1988 | 0 | 0 | 0 | 0 | 0 | 0 | 6 | 0 | 6 | |
| STATE PARK POLICE, TACONIC RGN | 1989 | 0 | 0 | 0 | 0 | 0 | 3 | 13 | 0 | 16 | |
| | 1988 | 0 | 0 | 0 | 0 | 1 | 1 | 17 | 0 | 19 | |
| WESTCHESTER COUNTY (RR-MN) | 1989 | 0 | 0 | 0 | 16 | 7 | 41 | 104 | 2 | 170 | |
| | 1988 | 0 | 0 | 1 | 9 | 12 | 38 | 157 | 3 | 220 | |
| WESTCHESTER COUNTY (RR-RC)A | 1989 | 0 | 0 | 0 | 0 | 0 | 0 | 0 | 0 | 0 | |
| | 1988 | 0 | 0 | 0 | 0 | 0 | 0 | 0 | 0 | 0 | |
| SUNY COLLEGE AT PURCHASE | 1989 | 0 | 0 | 1 | 0 | 0 | 3 | 158 | 1 | 163 | |
| | 1988 | 0 | 0 | 2 | 1 | 2 | 13 | 145 | 7 | 170 | |

PART I OFFENSES REPORTED/KNOWN TO POLICE
NEW YORK STATE
BY AGENCY

| AGENCY | YEAR | MURDER | NEGLIGENT MANSLAUGHTER | RAPE | ROBBERY | AGGRAVATED ASSAULT | BURGLARY | LARCENY | MOTOR VEHICLE THEFT | INDEX** TOTAL | CRIME RATE PER 1,000 |
|--------------------------------|------|--------|---------------------------|------|---------|-----------------------|----------|---------|---------------------------|------------------|-------------------------------|
| WESTCHESTER COUNTY (CONTINUED) | | | | | | | | | | | |
| CROTON-KENSICO PCT (NYC-BWSP) | 1989 | 0 | 0 | 0 | 0 | 0 | 0 | 1 | 0 | 1 | |
| | 1988 | 0 | 0 | 0 | 0 | 0 | 0 | 0 | 0 | 0 | |
| PEEKSKILL CITY PD | 1989 | 2 | 0 | 7 | 32 | 21 | 200 | 503 | 64 | 829 | 40.8 |
| | 1988 | 1 | 0 | 8 | 35 | 40 | 192 | 448 | 73 | 797 | 40.8 |
| WHITE PLAINS CITY PD | 1989 | 1 | 0 | 6 | 104 | 82 | 398 | 2650 | 261 | 3502 | 77.5 |
| | 1988 | 0 | 0 | 9 | 89 | 37 | 355 | 2533 | 268 | 3291 | 72.2 |
| MOUNT VERNON CITY PD | 1989 | 8 | 0 | 29 | 385 | 485 | 858 | 1759 | 1406 | 4930 | 71.5 |
| | 1988 | 12 | 0 | 18 | 370 | 355 | 905 | 2183 | 958 | 4801 | 69.8 |
| NEW ROCHELLE CITY PD | 1989 | 1 | 1 | 10 | 135 | 78 | 663 | 1099 | 515 | 2501 | 36.4 |
| | 1988 | 3 | 0 | 9 | 124 | 118 | 674 | 1398 | 498 | 2824 | 40.6 |
| OSSINING VILLAGE PD | 1989 | 0 | 0 | 2 | 47 | 116 | 164 | 270 | 53 | 652 | 30.2 |
| | 1988 | 1 | 0 | 1 | 36 | 115 | 176 | 399 | 52 | 780 | 36.5 |
| PORT CHESTER VILLAGE PD | 1989 | 1 | 0 | 1 | 55 | 90 | 154 | 842 | 115 | 1258 | 55.4 |
| | 1988 | 0 | 0 | 6 | 52 | 57 | 198 | 998 | 131 | 1442 | 62.7 |
| YONKERS CITY PD | 1989 | 11 | 9 | 19 | 555 | 253 | 1858 | 5172 | 2042 | 9910 | 54.0 |
| | 1988 | 9 | 2 | 30 | 642 | 234 | 2237 | 5991 | 1970 | 11113 | 59.4 |
| RYE CITY PD | 1989 | 0 | 0 | 0 | 2 | 2 | 61 | 295 | 34 | 394 | 26.6 |
| | 1988 | 0 | 0 | 0 | 2 | 8 | 78 | 285 | 47 | 420 | 27.9 |
| MAMARONECK VILLAGE PD | 1989 | 0 | 0 | 0 | 9 | 9 | 107 | 410 | 97 | 632 | 37.0 |
| | 1988 | 3 | 0 | 1 | 9 | 4 | 167 | 562 | 96 | 842 | 49.1 |
| SCARSDALE VILLAGE PD | 1989 | 0 | 0 | 0 | 2 | 5 | 67 | 213 | 9 | 296 | 16.8 |
| | 1988 | 0 | 0 | 0 | 1 | 11 | 75 | 257 | 5 | 349 | 19.7 |
| MOUNT KISCO VILLAGE PD | 1989 | 0 | 0 | 2 | 8 | 18 | 61 | 251 | 42 | 382 | 47.6 |
| | 1988 | 1 | 0 | 0 | 10 | 31 | 45 | 268 | 32 | 387 | 49.6 |
| CROTON ON HUDSON VILLAGE PD | 1989 | 0 | 0 | 0 | 3 | 3 | 27 | 112 | 19 | 164 | 23.4 |
| | 1988 | 0 | 0 | 0 | 2 | 0 | 15 | 87 | 19 | 123 | 17.5 |
| BRONXVILLE VILLAGE PD | 1989 | 0 | 0 | 0 | 1 | 4 | 24 | 93 | 20 | 142 | 22.8 |
| | 1988 | 0 | 0 | 0 | 3 | 2 | 44 | 113 | 20 | 182 | 29.0 |
| TUCKAHOE VILLAGE PD | 1989 | 0 | 0 | 0 | 1 | 4 | 24 | 91 | 44 | 164 | 27.2 |
| | 1988 | 0 | 0 | 0 | 4 | 13 | 25 | 99 | 31 | 172 | 28.1 |
| ARDSLEY VILLAGE PD | 1989 | 0 | 0 | 0 | 3 | 8 | 22 | 88 | 6 | 127 | 29.0 |
| | 1988 | 0 | 0 | 0 | 6 | 6 | 31 | 66 | 13 | 122 | 28.7 |
| DOBBS FERRY VILLAGE PD | 1989 | 0 | 0 | 0 | 1 | 12 | 40 | 169 | 29 | 251 | 25.5 |
| | 1988 | 0 | 0 | 3 | 3 | 9 | 42 | 118 | 25 | 200 | 20.4 |
| HASTINGS ON HUDSON VILLAGE PD | 1989 | 0 | 0 | 0 | 3 | 1 | 46 | 100 | 12 | 162 | 19.4 |
| | 1988 | 0 | 0 | 1 | 3 | 0 | 42 | 97 | 18 | 161 | 19.2 |
| IRVINGTON VILLAGE PD | 1989 | 0 | 0 | 0 | 0 | 3 | 19 | 61 | 2 | 85 | 14.0 |
| | 1988 | 0 | 0 | 1 | 0 | 1 | 32 | 59 | 8 | 101 | 17.5 |
| TARRYTOWN VILLAGE PD | 1989 | 1 | 0 | 1 | 3 | 4 | 57 | 227 | 27 | 320 | 29.9 |
| | 1988 | 0 | 0 | 1 | 3 | 2 | 53 | 283 | 21 | 363 | 33.6 |
| LARCHMONT VILLAGE PD | 1989 | 2 | 0 | 0 | 5 | 7 | 36 | 146 | 38 | 234 | 38.2 |
| | 1988 | 0 | 0 | 0 | 5 | 4 | 58 | 253 | 46 | 366 | 59.8 |

PART I OFFENSES REPORTED/KNOWN TO POLICE
NEW YORK STATE
BY AGENCY

| AGENCY | YEAR | MURDER | NEGLIGENT MANSLAUGHTER | RAPE | ROBBERY | AGGRAVATED ASSAULT | BURGLARY | LARCENY | MOTOR VEHICLE THEFT | INDEX** TOTAL | CRIME RATE PER 1,000 |
|--------------------------------|------|--------|---------------------------|------|---------|-----------------------|----------|---------|---------------------------|------------------|-------------------------------|
| WESTCHESTER COUNTY (CONTINUED) | | | | | | | | | | | |
| BRIARCLIFF MANOR VILLAGE PD | 1989 | 0 | 0 | 0 | 2 | 0 | 10 | 27 | 8 | 47 | 6.1 |
| | 1988 | 0 | 0 | 1 | 4 | 0 | 17 | 40 | 8 | 70 | 9.2 |
| NORTH TARRYTOWN VILLAGE PD | 1989 | 0 | 0 | 1 | 9 | 6 | 32 | 47 | 30 | 125 | 16.4 |
| | 1988 | 0 | 0 | 0 | 6 | 6 | 25 | 62 | 29 | 123 | 16.7 |
| PLEASANTVILLE VILLAGE PD | 1989 | 0 | 0 | 0 | 3 | 10 | 21 | 115 | 14 | 163 | 23.6 |
| | 1988 | 0 | 0 | 1 | 2 | 17 | 26 | 81 | 17 | 142 | 20.6 |
| PELHAM VILLAGE PD | 1989 | 0 | 0 | 1 | 8 | 2 | 67 | 116 | 32 | 226 | 35.6 |
| | 1988 | 1 | 0 | 0 | 10 | 4 | 42 | 132 | 16 | 205 | 31.8 |
| PELHAM MANOR VILLAGE PD | 1989 | 0 | 0 | 0 | 18 | 0 | 57 | 406 | 105 | 586 | 95.4 |
| | 1988 | 0 | 0 | 1 | 12 | 1 | 46 | 545 | 115 | 720 | 115.5 |
| ELMSFORD VILLAGE PD | 1989 | 0 | 0 | 1 | 7 | 19 | 64 | 239 | 39 | 369 | 115.8 |
| | 1988 | 0 | 0 | 1 | 19 | 20 | 45 | 183 | 33 | 301 | 93.2 |
| BUCHANAN VILLAGE PD | 1989 | 0 | 0 | 0 | 0 | 1 | 4 | 25 | 1 | 31 | 15.3 |
| | 1988 | 0 | 0 | 0 | 0 | 0 | 3 | 18 | 1 | 22 | 10.9 |
| BEDFORD TOWN PD | 1989 | 0 | 1 | 0 | 2 | 14 | 83 | 243 | 29 | 371 | 22.2 |
| | 1988 | 0 | 0 | 0 | 0 | 11 | 57 | 308 | 48 | 424 | 25.7 |
| EASTCHESTER TOWN PD | 1989 | 1 | 0 | 1 | 6 | 7 | 46 | 214 | 46 | 321 | 16.1 |
| | 1988 | 0 | 0 | 0 | 2 | 4 | 57 | 173 | 37 | 273 | 13.5 |
| GREENBURGH TOWN PD | 1989 | 2 | 0 | 4 | 52 | 56 | 322 | 1243 | 179 | 1858 | 44.4 |
| | 1988 | 3 | 0 | 4 | 60 | 42 | 353 | 1383 | 232 | 2077 | 49.5 |
| HARRISON TOWN PD | 1989 | 1 | 0 | 0 | 3 | 13 | 89 | 369 | 123 | 598 | 26.2 |
| | 1988 | 0 | 0 | 3 | 4 | 23 | 95 | 338 | 72 | 535 | 23.2 |
| LEWISBORO TOWN PD | 1989 | 0 | 0 | 0 | 0 | 0 | 0 | 0 | 0 | 0 | 0.0 |
| | 1988 | 0 | 0 | 0 | 0 | 0 | 0 | 0 | 0 | 0 | 0.0 |
| MAMARONECK TOWN PD | 1989 | 0 | 0 | 2 | 9 | 12 | 66 | 262 | 37 | 388 | 34.1 |
| | 1988 | 0 | 0 | 1 | 5 | 15 | 109 | 224 | 53 | 407 | 34.8 |
| MOUNT PLEASANT TOWN PD | 1989 | 1 | 0 | 0 | 1 | 24 | 94 | 257 | 39 | 416 | 17.4 |
| | 1988 | 0 | 0 | 3 | 6 | 23 | 95 | 335 | 52 | 514 | 21.1 |
| NEW CASTLE TOWN PD | 1989 | 0 | 0 | 0 | 3 | 3 | 49 | 129 | 10 | 194 | 11.6 |
| | 1988 | 0 | 0 | 0 | 2 | 5 | 56 | 130 | 15 | 208 | 12.9 |
| NORTH CASTLE TOWN PD | 1989 | 0 | 0 | 0 | 2 | 10 | 52 | 177 | 29 | 270 | 26.9 |
| | 1988 | 0 | 0 | 0 | 2 | 8 | 45 | 146 | 14 | 215 | 21.9 |
| POUND RIDGE TOWN PD | 1989 | 0 | 0 | 0 | 0 | 0 | 0 | 0 | 0 | 0 | 0.0 |
| | 1988 | 0 | 0 | 0 | 0 | 0 | 0 | 0 | 0 | 0 | 0.0 |
| YORKTOWN TOWN PD | 1989 | 0 | 1 | 0 | 5 | 22 | 150 | 737 | 53 | 967 | 28.4 |
| | 1988 | 0 | 0 | 0 | 5 | 31 | 153 | 705 | 41 | 935 | 27.9 |
| RYE BROOK VILLAGE PD | 1989 | 0 | 0 | 0 | 2 | 6 | 31 | 162 | 11 | 212 | 26.7 |
| | 1988 | 1 | 0 | 1 | 2 | 2 | 24 | 133 | 15 | 178 | 22.2 |
| OSSINING TOWN PD | 1989 | 0 | 0 | 1 | 0 | 7 | 10 | 71 | 16 | 105 | 26.3 |
| | 1988 | 0 | 0 | 1 | 0 | 6 | 24 | 62 | 13 | 106 | 26.7 |

PART I OFFENSES REPORTED/KNOWN TO POLICE
NEW YORK STATE
BY AGENCY

| AGENCY | YEAR | MURDER | NEGLIGENT MANSLAUGHTER | RAPE | ROBBERY | AGGRAVATED ASSAULT | BURGLARY | LARCENY | MOTOR VEHICLE THEFT | INDEX** TOTAL | CRIME RATE PER 1,000 |
|--------------------------------|------|--------|---------------------------|------|---------|-----------------------|----------|---------|---------------------------|------------------|-------------------------------|
| WESTCHESTER COUNTY (CONTINUED) | | | | | | | | | | | |
| CORTLANDT TOWN PD | 1989 | 0 | 0 | 0 | 3 | 9 | 79 | 322 | 13 | 426 | 15.5 |
| | 1988 | 0 | 0 | 2 | 2 | 8 | 58 | 159 | 13 | 242 | 8.9 |
| COUNTY TOTAL | 1989 | 33 | 12 | 99 | 1523 | 1518 | 6445 | 21014 | 5814 | 36446 | |
| | 1988 | 39 | 2 | 116 | 1575 | 1350 | 7018 | 23038 | 5254 | 38390 | |
| CRIME RATE PER 100,000 | 1989 | 3.8 | 1.4 | 11.4 | 175.7 | 175.1 | 743.6 | 2424.4 | 670.8 | 4234.8 | |
| | 1988 | 4.5 | 0.2 | 13.4 | 181.5 | 155.5 | 808.5 | 2654.2 | 605.3 | 4422.9 | |
| WYOMING COUNTY | | | | | | | | | | | |
| SHERIFF - WYOMING COUNTY | 1989 | 2 | 0 | 5 | 1 | 44 | 250 | 175 | 40 | 517 | 17.5 |
| | 1988 | 0 | 0 | 5 | 0 | 6 | 139 | 139 | 36 | 325 | 11.2 |
| WYOMING COUNTY (SP) | 1989 | 2 | 0 | 0 | 1 | 73 | 40 | 48 | 3 | 167 | |
| | 1988 | 0 | 0 | 0 | 0 | 75 | 34 | 42 | 5 | 156 | |
| WYOMING COUNTY (PK) | 1989 | 0 | 0 | 0 | 0 | 3 | 1 | 8 | 0 | 12 | |
| | 1988 | 0 | 0 | 0 | 0 | 0 | 0 | 3 | 0 | 3 | |
| WYOMING COUNTY (RR-RC) | 1989 | 0 | 0 | 0 | 0 | 0 | 1 | 1 | 0 | 2 | |
| | 1988 | 0 | 0 | 0 | 0 | 0 | 1 | 0 | 0 | 1 | |
| WYOMING COUNTY (RR-D&H) | 1989 | 0 | 0 | 0 | 0 | 0 | 0 | 0 | 0 | 0 | |
| | 1988 | 0 | 0 | 0 | 0 | 0 | 0 | 0 | 0 | 0 | |
| ARCADE VILLAGE PD | 1989 | 0 | 0 | 1 | 0 | 11 | 7 | 49 | 5 | 73 | 32.7 |
| | 1988 | 1 | 0 | 5 | 1 | 6 | 11 | 48 | 3 | 75 | 34.2 |
| ATTICA VILLAGE PD | 1989 | 0 | 0 | 0 | 0 | 13 | 15 | 95 | 6 | 129 | 48.9 |
| | 1988 | 0 | 0 | 0 | 1 | 19 | 17 | 85 | 3 | 125 | 47.3 |
| PERRY VILLAGE PD | 1989 | 0 | 0 | 0 | 0 | 26 | 28 | 104 | 0 | 158 | 38.5 |
| | 1988 | 0 | 0 | 3 | 0 | 31 | 22 | 77 | 2 | 135 | 31.8 |
| WARSAW VILLAGE PD | 1989 | 0 | 0 | 1 | 0 | 0 | 20 | 72 | 1 | 94 | 27.3 |
| | 1988 | 0 | 0 | 1 | 0 | 20 | 16 | 114 | 0 | 151 | 42.1 |
| COUNTY TOTAL | 1989 | 4 | 0 | 7 | 2 | 170 | 362 | 552 | 55 | 1152 | |
| | 1988 | 1 | 0 | 14 | 2 | 157 | 240 | 508 | 49 | 971 | |
| CRIME RATE PER 100,000 | 1989 | 9.5 | 0.0 | 16.7 | 4.8 | 404.8 | 862.0 | 1314.4 | 131.0 | 2743.2 | |
| | 1988 | 2.4 | 0.0 | 33.5 | 4.8 | 375.9 | 574.6 | 1216.2 | 117.3 | 2324.7 | |

PART I OFFENSES REPORTED/KNOWN TO POLICE
NEW YORK STATE
BY AGENCY

| AGENCY | YEAR | MURDER | NEGLIGENT MANSLAUGHTER | RAPE | ROBBERY | AGGRAVATED ASSAULT | BURGLARY | LARCENY | MOTGR VEHICLE THEFT | INDEX** TOTAL | CRIME RATE PER 1,000 |
|---------------------------|------|--------|---------------------------|------|---------|-----------------------|----------|---------|---------------------------|------------------|-------------------------------|
| YATES COUNTY | | | | | | | | | | | |
| SHERIFF - YATES COUNTY | 1989 | 0 | 0 | 1 | 0 | 15 | 107 | 210 | 7 | 340 | 21.5 |
| | 1988 | 0 | 0 | 2 | 1 | 7 | 94 | 200 | 9 | 313 | 20.4 |
| YATES COUNTY (SP) | 1989 | 0 | 0 | 0 | 0 | 2 | 9 | 31 | 5 | 47 | |
| | 1988 | 0 | 0 | 0 | 0 | 0 | 17 | 27 | 12 | 56 | |
| YATES COUNTY (PK) | 1989 | 0 | 0 | 0 | 0 | 0 | 0 | 1 | 0 | 1 | |
| | 1988 | 0 | 0 | 0 | 0 | 0 | 0 | 0 | 0 | 0 | |
| YATES COUNTY (RR-RC)P | 1989 | 0 | 0 | 0 | 0 | 0 | 0 | 0 | 0 | 0 | |
| | 1988 | 0 | 0 | 0 | 0 | 0 | 0 | 0 | 0 | 0 | |
| PENN YAN VILLAGE PD | 1989 | 0 | 0 | 2 | 0 | 1 | 6 | 121 | 3 | 133 | 22.8 |
| | 1988 | 0 | 0 | 2 | 0 | 5 | 10 | 126 | 11 | 154 | 27.3 |
| COUNTY TOTAL | | 1989 | 0 | 0 | 3 | 0 | 18 | 363 | 15 | 521 | |
| | | 1988 | 0 | 0 | 4 | 1 | 12 | 353 | 32 | 523 | |
| CRIME RATE PER 100,000 | | 1989 | 0.0 | 0.0 | 13.9 | 0.0 | 83.1 | 563.5 | 69.3 | 2406.6 | |
| | | 1988 | 0.0 | 0.0 | 19.1 | 4.8 | 57.2 | 576.6 | 152.5 | 2492.4 | |
| BRONX COUNTY | | | | | | | | | | | |
| BRONX COUNTY (PK) | 1989 | 0 | 0 | 1 | 2 | 15 | 1 | 22 | 1 | 42 | |
| | 1988 | 0 | 0 | 0 | 3 | 10 | 2 | 84 | 2 | 101 | |
| BRONX COUNTY (RR-MN) | 1989 | 0 | 0 | 0 | 3 | 1 | 20 | 66 | 3 | 93 | |
| | 1988 | 0 | 0 | 1 | 8 | 2 | 21 | 43 | 4 | 79 | |
| BRONX COUNTY (RR-RC)A | 1989 | 0 | 0 | 0 | 0 | 0 | 120 | 5 | 1 | 126 | |
| | 1988 | 0 | 0 | 0 | 0 | 2 | 46 | 115 | 0 | 163 | |
| SUNY MARITIME COLLEGE | 1989 | 0 | 0 | 0 | 0 | 0 | 13 | 29 | 0 | 42 | |
| | 1988 | 0 | 0 | 0 | 0 | 1 | 11 | 42 | 1 | 55 | |
| BRONX COUNTY (NYC PD) | 1989 | 443 | 2 | 523 | 14178 | 13582 | 19483 | 26778 | 20625 | 95612 | |
| | 1988 | 377 | 2 | 622 | 13158 | 13294 | 20006 | 31227 | 18159 | 96843 | |
| BRONX COUNTY (NYC TA) | 1989 | 6 | 0 | 4 | 1139 | 190 | 58 | 2005 | 0 | 3402 | |
| | 1988 | 2 | 0 | 6 | 860 | 201 | 28 | 2499 | 0 | 3596 | |

PART I OFFENSES REPORTED/KNOWN TO POLICE
NEW YORK STATE
BY AGENCY

| AGENCY | YEAR | MURDER | NEGLIGENT MANSLAUGHTER | RAPE | ROBBERY | AGGRAVATED ASSAULT | BURGLARY | LARCENY | MOTOR VEHICLE THEFT | INDEX** TOTAL | CRIME RATE PER 1,000 |
|---------------------------|-------------|--------|---------------------------|------|---------|-----------------------|----------|---------|---------------------------|------------------|-------------------------------|
| BRONX COUNTY | (CONTINUED) | | | | | | | | | | |
| BRONX COUNTY (NYC HA) | 1989 | 29 | 0 | 76 | 901 | 1114 | 749 | 976 | 289 | 4134 | |
| | 1988 | 34 | 0 | 89 | 901 | 901 | 916 | 1175 | 195 | 4211 | |
| COUNTY TOTAL | 1989 | 478 | 2 | 604 | 16223 | 14902 | 20444 | 29881 | 20919 | 103451 | 85.6 |
| | 1988 | 413 | 2 | 718 | 14930 | 14411 | 21030 | 35185 | 18361 | 105048 | 87.2 |
| CRIME RATE PER 100,000 | 1989 | 39.6 | 0.2 | 50.0 | 1342.3 | 1233.0 | 1691.6 | 2472.4 | 1730.9 | 8559.6 | |
| | 1988 | 34.3 | 0.2 | 59.6 | 1239.2 | 1196.1 | 1745.5 | 2920.4 | 1524.0 | 8719.1 | |

**INDEX TOTAL DOES NOT INCLUDE NEGLIGENT MANSLAUGHTER

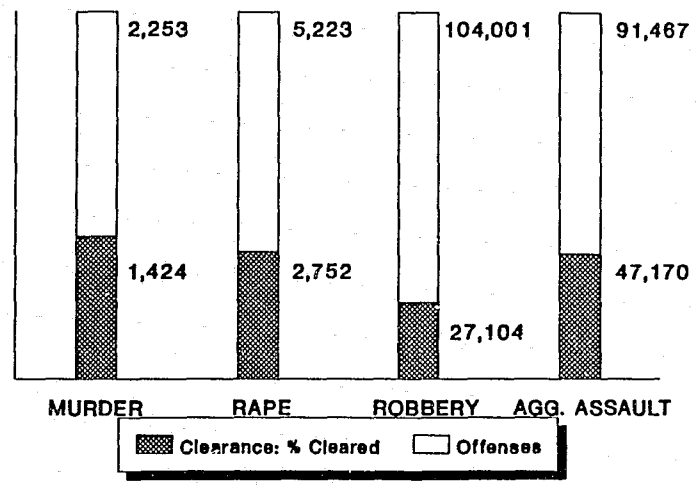
NEW YORK STATE CLEARANCE/OFFENSE RATIO

INDEX OFFENSES 1989

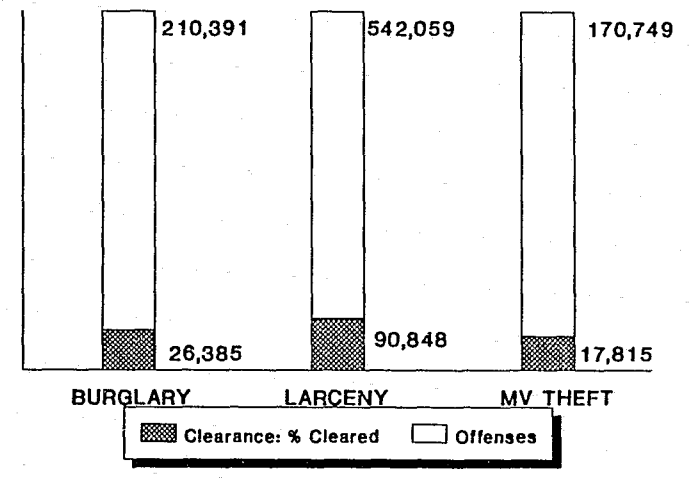
Murder 63.2%
 Rape 52.7%
 Robbery 26.1%
 Agg. Assault 51.6%

Burglary 12.5%
 Larceny 16.8%
 MV Theft 10.4%

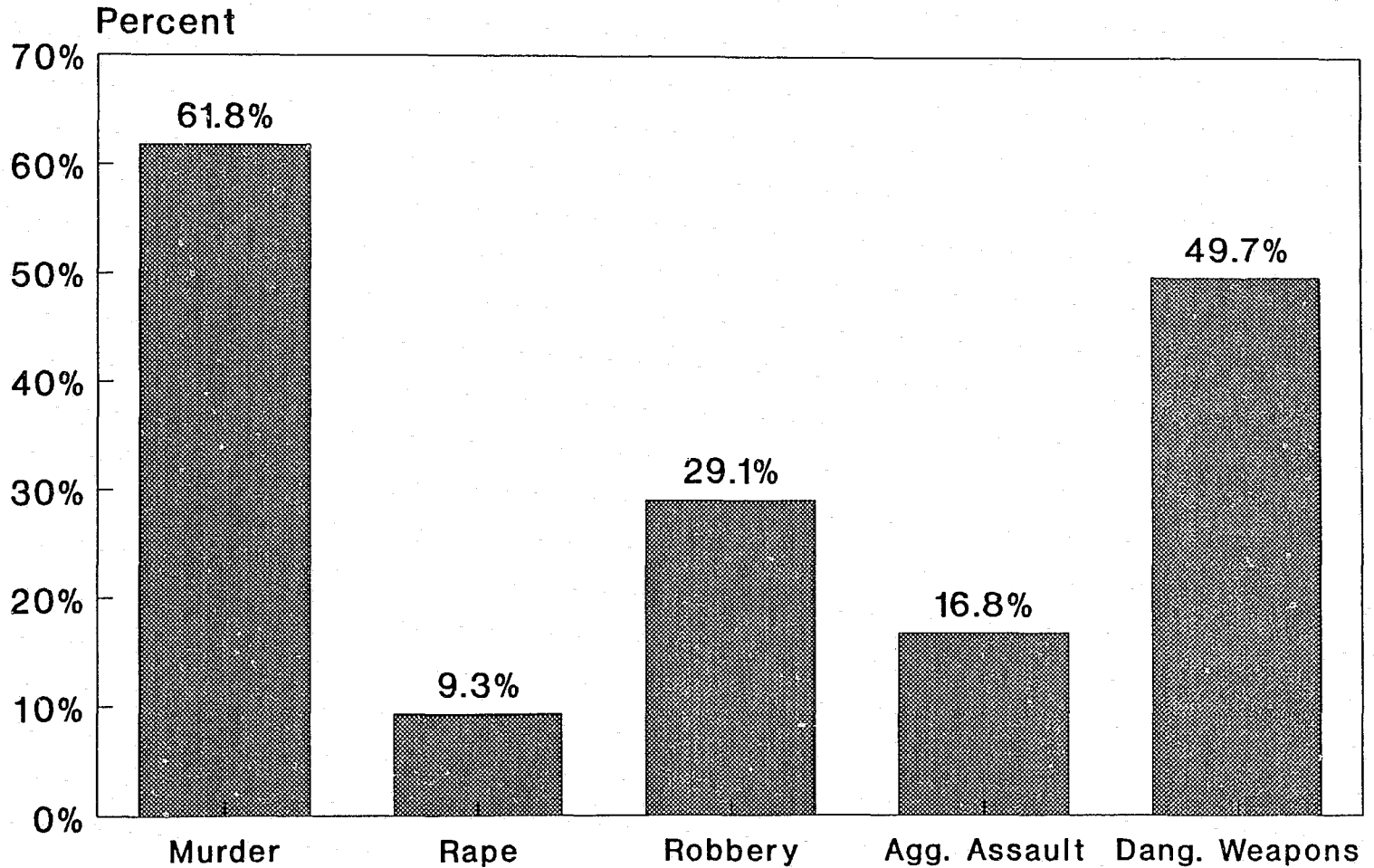
VIOLENT



NON-VIOLENT



New York State HANDGUNS - 1989



**NEW YORK STATE
VICTIM CONFRONTATION CRIMES
MURDER, RAPE, ROBBERY, ASSAULT
1989**

| 6.1 TO 99 PER 1,000 | | 1.6 TO 3 PER 1,000 (cont.) | |
|-----------------------------|------|----------------------------|-----|
| New York (1)* | 29.9 | Essex (31) | 2.2 |
| Kings (2) | 26.7 | Schoharie (31) | 2.2 |
| Bronx (3) | 26.6 | Fulton (33) | 2.1 |
| Queens (4) | 14.2 | Livingston (33) | 2.1 |
| Richmond (5) | 7.3 | Schenectady (33) | 2.1 |
| Erie (6) | 6.6 | Steuben (36) | 2.0 |
| 4.6 TO 6 PER 1,000 | | Allegany (37) | 1.9 |
| Columbia (7) | 5.1 | Delaware (37) | 1.9 |
| Albany (8) | 4.7 | Tioga (37) | 1.9 |
| 3.1 TO 4.5 PER 1,000 | | Cattaraugus (40) | 1.8 |
| Wyoming (9) | 4.4 | Seneca (40) | 1.8 |
| Franklin (10) | 4.3 | Wayne (42) | 1.7 |
| Greene (10) | 4.3 | Jefferson (43) | 1.6 |
| Monroe (12) | 4.1 | Oneida (43) | 1.6 |
| Orange (12) | 4.1 | Tompkins (43) | 1.6 |
| Sullivan (12) | 4.1 | 0 TO 1.5 PER 1,000 | |
| Dutchess (15) | 4.0 | Genesee (46) | 1.5 |
| Niagara (16) | 3.8 | Ontario (46) | 1.5 |
| Onondaga (17) | 3.7 | St. Lawrence (46) | 1.5 |
| Westchester (17) | 3.7 | Chautauqua (49) | 1.4 |
| Warren (19) | 3.4 | Cortland (49) | 1.4 |
| Ulster (20) | 3.3 | Broome (51) | 1.2 |
| Washington (21) | 3.1 | Madison (51) | 1.2 |
| 1.6 TO 3 PER 1,000 | | Putnam (51) | 1.2 |
| Chemung (22) | 3.0 | Chenango (54) | 1.1 |
| Saratoga (23) | 2.9 | Herkimer (54) | 1.1 |
| Suffolk (24) | 2.7 | Lewis (54) | 1.1 |
| Rensselaer (25) | 2.6 | Otsego (54) | 1.1 |
| Rockland (25) | 2.6 | Oswego (58) | 1.0 |
| Orleans (27) | 2.5 | Yates (58) | 1.0 |
| Cayuga (28) | 2.4 | Hamilton (58) | 1.0 |
| Clinton (29) | 2.3 | Montgomery (61) | 0.8 |
| Nassau (29) | 2.3 | Schuyler (62) | 0.4 |

*Rank Order

NEW YORK STATE
UNIFORM CRIME REPORTING
PROPERTY VALUES - PART I OFFENSES
1989

PROPERTY STOLEN BY CLASSIFICATION

**PROPERTY STOLEN/RECOVERED BY
TYPE AND VALUE**

| Murder, Non-neglig. Manslaughter | \$ 82,098 | Larceny-Theft (Except Motor Vehicle) | | Type of Property | Value of Property | |
|----------------------------------|-------------|--------------------------------------|----------------------|---|----------------------|--------------------|
| | | | | | Stolen | Recovered |
| Forcible Rape | 740,478 | By Amount: \$200 and Over | \$339,385,677 | | | |
| Robbery | | \$50 to \$199 | 13,832,958 | Currency, Notes, Etc. | \$136,623,042 | \$ 6,311,009 |
| Highway, Street, Alley, Etc. | 33,280,654 | Under \$50 | 4,629,531 | Jewelry, Precious Metals | 171,658,481 | 2,572,374 |
| Gas or Service Station | 756,794 | By Type: Pocket Picking | 12,749,769 | Clothing & Furs | 60,002,076 | 2,527,279 |
| Convenient Store | 2,477,454 | Purse Snatching | 4,293,230 | Locally Stolen Vehicles | 797,651,464 | 357,461,278 |
| Bank | 4,904,831 | Shoplifting | 9,417,980 | Office Equipment | 26,686,560 | 440,002 |
| Other Commercial Bldg. | 12,274,301 | From MV-Exc. MV Parts or Acc. | 100,756,152 | TV, Radio, Stereos, Etc. | 103,404,617 | 2,718,917 |
| Residence | 11,414,280 | Motor Vehicle Parts or Acc. | 43,219,016 | Firearms | 2,643,208 | 632,392 |
| Miscellaneous | 8,978,462 | Bicycles | 4,424,617 | Household Goods | 14,027,666 | 452,944 |
| Burglary | | From Building | 128,473,659 | Consumable Goods | 7,366,259 | 514,129 |
| Residence-Night (6pm-6am) | 49,656,737 | From Coin Machine, Meter, Etc. | 760,681 | Livestock | 373,746 | 34,506 |
| -Day (6am-6pm) | 116,655,752 | All Other | 53,772,050 | Miscellaneous | 243,996,905 | 10,259,614 |
| -Time Unknown | 43,649,066 | Motor Vehicle Theft | 806,790,387 | Total | 1,563,834,024 | 383,924,444 |
| Non-Residence-Night (6pm-6am) | 58,714,519 | Total | 1,563,786,694 | Number of Motor Vehicles Recovered | | 1989 |
| -Day (6am-6pm) | 22,840,200 | | | Stolen Locally & Recovered Locally | | 67,090 |
| -Time Unknown | 32,722,515 | | | Stolen Locally & Recovered by Others | | 7,970 |
| | | | | Stolen Out of Town & Rec. Locally | | 16,634 |

**NEW YORK STATE
HOMICIDE
1989**

Introduction

The 1989 homicide analysis represents a departure from the traditional format that has appeared in prior years of Crime and Justice. The changes grew out of a redesign of the computerized data base from which this report is drawn. Many of the changes are transparent, as the report retains the same basic victim and offender demographic data.

The most significant change is related to the way the number of "unknown" offenders is treated. In prior years, a homicide victim with an undetermined number of offenders was counted as one offender and added to the "unknown" offender tally. In this report, no assumption is made about the number of offenders in a case with an undetermined number of offenders. As a result, the "unknown" value is not reported in the offender tables, since it is truly unknown. For this analysis, the number of incidents and the number of victims are the basic units of count, with the offender, weapon and other data as subordinate data fields attached to the victim(s) in a given incident.

SUMMARY

Reported Homicides

- o There were 2,266 homicide victims in New York State in 1989, a 0.4 percent increase over the 2,257 victims in 1988.
- o The 2,266 homicide victims were slain in 2,208 homicide incidents which involved a total of 1,482 known offenders.
- o The month of January had the fewest homicides (137) and November had the most (230), a range of 93.
- o The first quarter of 1989 had the fewest homicides (20 percent) and the third quarter had the most (30 percent).
- o New York City reported 85 percent of the homicides in the State, the remaining 15 percent being reported by counties outside New York City.

Offender Characteristics

- o In the 1,101 cases where the age of the offender was known, 48 percent of the offenders were in the age group of 16-24.
- o Offenders were predominately male. In the 1,266 cases where the sex of the offender was known, 93 percent of the offenders were male.
- o In the 1,258 cases where offender race was known, 44 percent of the offenders were white and 54 percent were black.

Victim Characteristics

- o In the 2,264 cases that the age of the victim was known, 65 percent of the victims were in the age group of 20-39.
- o In the 2,266 cases where the victim's sex was known, 82 percent of the victims were male.
- o For the 2,266 cases where victim race was known, 44 percent of the victims were white and 53 percent were black.

Victim-Offender Characteristics

- o Victims tend to be slightly older than the offenders. A victim is most likely to be in the 25-29 age range, while an offender is most likely to be in the 20-24 age range.

Victim-Offender Relationship

- o Males are more likely to be killed in situations outside the family setting, usually involving a stranger or a casual acquaintance. This occurs in 89 percent of the 819 cases where the relationship is known.
- o Females are more likely to be killed by a family member or in a romantic dispute. This occurs in 53 percent of the 207 cases where the relationship is known.

Circumstances

- o The circumstances surrounding a homicide were unknown in 47 percent of the cases.
- o For the 1,064 cases where the circumstances were known, 40 percent were felony connected.
- o In the 2,266 cases where the location was known, 41 percent of the victims were killed indoors and 59 percent outdoors.

Weapons

- o In the 2,229 cases where the type of weapon was known, 67 percent were killed by firearms and 33 percent were killed by all other means.
- o Among the firearm victims, 94 percent were killed by handguns and 6 percent by rifles, shotguns, etc.
- o The most frequently occurring homicide was a shooting with a handgun of a victim 25-29 years old.

**NEW YORK STATE
HOMICIDE
1989**

**TABLE 1
NUMBER OF HOMICIDES
BY SINGLE/MULTIPLE VICTIMS AND SINGLE/MULTIPLE OFFENDERS**

| NUMBER OF VICTIMS | NUMBER OF OFFENDERS | NUMBER OF INCIDENTS | TOTAL NUMBER OF VICTIMS | TOTAL NUMBER OF OFFENDERS |
|---|---------------------|---------------------|-------------------------|---------------------------|
| SINGLE VICTIM, SINGLE OFFENDER INCIDENTS | | | | |
| 1 | 1 | 745 | 745 | 745 |
| SINGLE VICTIM, MULTIPLE OFFENDER INCIDENTS | | | | |
| 1 | 2 | 208 | 208 | 416 |
| 1 | 3 | 57 | 57 | 171 |
| 1 | 4 | 20 | 20 | 80 |
| 1 | 5 | 3 | 3 | 15 |
| 1 | 6 | 1 | 1 | 6 |
| TOTAL | | 289 | 289 | 688 |
| MULTIPLE VICTIM, SINGLE OFFENDER INCIDENTS | | | | |
| 2 | 1 | 21 | 42 | 21 |
| 3 | 1 | 3 | 9 | 3 |
| 4 | 1 | 2 | 8 | 2 |
| TOTAL | | 26 | 59 | 26 |
| MULTIPLE VICTIM, MULTIPLE OFFENDER INCIDENTS | | | | |
| 2 | 2 | 6 | 12 | 12 |
| 2 | 3 | 1 | 2 | 3 |
| 2 | 4 | 1 | 2 | 4 |
| 4 | 4 | 1 | 4 | 4 |
| TOTAL | | 9 | 20 | 23 |
| SINGLE VICTIM, UNKNOWN OFFENDER(S) INCIDENTS | | | | |
| 1 | | 1,130 | 1,130 | |
| MULTIPLE VICTIM, UNKNOWN OFFENDER(S) INCIDENTS | | | | |
| 2 | | 5 | 10 | |
| 3 | | 3 | 9 | |
| 4 | | 1 | 4 | |
| TOTAL | | 9 | 23 | |
| ALL INCIDENTS | | | | |
| | | 2,208 | 2,266 | 1,482 |

**NEW YORK STATE
HOMICIDE
1989**

TABLE 2

**NUMBER OF HOMICIDES
BY MONTH AND GEOGRAPHIC AREA**

| MONTH | NUMBER OF INCIDENTS | PERCENT | NUMBER OF VICTIMS | PERCENT |
|--------------------|---------------------|---------|-------------------|---------|
| January | 137 | 6.2% | 144 | 6.4% |
| February | 146 | 6.6% | 151 | 6.7% |
| March | 165 | 7.5% | 177 | 7.8% |
| April | 154 | 7.0% | 155 | 6.8% |
| May | 173 | 7.8% | 174 | 7.7% |
| June | 177 | 8.0% | 180 | 7.9% |
| July | 213 | 9.6% | 219 | 9.7% |
| August | 213 | 9.6% | 214 | 9.4% |
| September | 226 | 10.2% | 236 | 10.4% |
| October | 188 | 8.5% | 189 | 8.3% |
| November | 230 | 10.4% | 233 | 10.3% |
| December | 186 | 8.4% | 194 | 8.6% |
| Total | 2,208 | | 2,266 | |
| | | | | |
| January-March | 448 | 20.3% | 472 | 20.8% |
| April-June | 504 | 22.8% | 509 | 22.5% |
| July-September | 652 | 29.5% | 669 | 29.5% |
| October-December | 604 | 27.4% | 616 | 27.2% |
| | | | | |
| Bronx | 467 | 21.2% | 481 | 21.2% |
| Kings | 676 | 30.6% | 685 | 30.2% |
| New York | 455 | 20.6% | 461 | 20.3% |
| Queens | 262 | 11.9% | 270 | 11.9% |
| Richmond | 21 | 1.0% | 21 | 0.9% |
| New York City | 1,881 | 85.2% | 1,918 | 84.6% |
| Erie | 45 | 2.0% | 46 | 2.0% |
| Monroe | 45 | 2.0% | 45 | 2.0% |
| Nassau | 41 | 1.9% | 42 | 1.9% |
| Onondaga | 16 | 0.7% | 16 | 0.7% |
| Suffolk | 33 | 1.5% | 36 | 1.6% |
| Westchester | 30 | 1.4% | 33 | 1.5% |
| Remainder of State | 327 | 14.8% | 348 | 15.3% |
| TOTAL | 2,208 | | 2,266 | |

**NEW YORK STATE
HOMICIDE 1989**

TABLE 3

OFFENDER CHARACTERISTICS
(Number of Known Offenders)

| OFFENDER SEX | | | | | OFFENDER RACE | | | | |
|--------------|--------------|-----------|------------|--------------|---------------|------------|-----------|------------|--------------|
| OFFENDER AGE | MALE | FEMALE | UNKNOWN | TOTAL | WHITE | BLACK | OTHER | UNKNOWN | TOTAL |
| Under 10 | 0 | 0 | 0 | 0 | 0 | 0 | 0 | 0 | 0 |
| 10-12 | 4 | 0 | 0 | 4 | 2 | 2 | 0 | 0 | 4 |
| 13-15 | 28 | 2 | 0 | 30 | 13 | 17 | 0 | 0 | 30 |
| 16-19 | 236 | 13 | 0 | 249 | 89 | 150 | 10 | 0 | 249 |
| 20-24 | 259 | 17 | 0 | 276 | 120 | 154 | 0 | 2 | 276 |
| 25-29 | 186 | 19 | 0 | 205 | 97 | 103 | 5 | 0 | 205 |
| 30-39 | 172 | 22 | 0 | 194 | 96 | 94 | 4 | 0 | 194 |
| 40-59 | 112 | 12 | 0 | 124 | 66 | 55 | 3 | 0 | 124 |
| 60 and Over | 16 | 3 | 0 | 19 | 13 | 6 | 0 | 0 | 19 |
| Unknown | 159 | 6 | 216 | 381 | 59 | 100 | 0 | 222 | 381 |
| Total | 1,172 | 94 | 216 | 1,482 | 555 | 681 | 22 | 224 | 1,482 |
| OFFENDER SEX | | | | | | | | | |
| Male | | | | | 504 | 633 | 22 | 13 | 1,172 |
| Female | | | | | 46 | 48 | 0 | 0 | 94 |
| Unknown | | | | | 5 | 0 | 0 | 211 | 216 |
| Total | | | | | 555 | 681 | 22 | 224 | 1,482 |

**NEW YORK STATE
HOMICIDE
1989**

TABLE 4

**OFFENDER CHARACTERISTICS BY NUMBER OF
OFFENDERS ACTING IN INCIDENT**

| OFFENDER AGE | NUMBER OF KNOWN OFFENDERS | | |
|----------------------|---------------------------|-----------------|----------------------|
| | TOTAL | ACTING ALONE | ACTING IN CONCERT |
| Under 10 | 0 | 0 | 0 |
| 10-12 | 4 | 3 | 1 |
| 13-15 | 30 | 20 | 10 |
| 16-19 | 249 | 130 | 119 |
| 20-24 | 276 | 157 | 119 |
| 25-29 | 205 | 138 | 67 |
| 30-39 | 194 | 155 | 39 |
| 40-59 | 124 | 117 | 7 |
| 60 and Over | 19 | 18 | 1 |
| Unknown | 381 | 33 | 348 |
| Total | 1,482 | 771 | 711 |
| OFFENDER SEX | | | |
| Male | 1,172 | 684 | 488 |
| Female | 94 | 66 | 28 |
| Unknown | 216 | 21 | 195 |
| Total | 1,482 | 771 | 711 |
| OFFENDER RACE | | | |
| White | 555 | 339 | 216 |
| Black | 781 | 393 | 288 |
| Other | 22 | 15 | 7 |
| Unknown | 224 | 24 | 200 |
| Total | 1,482 | 771 | 711 |

**NEW YORK STATE
HOMICIDE
1989**

TABLE 5

**OFFENDER CHARACTERISTICS BY NUMBER OF KNOWN
OFFENDERS AND GEOGRAPHIC AREA**

| OFFENDER AGE | NUMBER OF KNOWN OFFENDERS | | |
|----------------------|---------------------------|---------------|-----------------------|
| | TOTAL OFFENDERS | NEW YORK CITY | REMAINDER OF STATE |
| Under 10 | 0 | 0 | 0 |
| 10-12 | 4 | 2 | 2 |
| 13-15 | 30 | 27 | 3 |
| 16-19 | 249 | 198 | 51 |
| 20-24 | 276 | 214 | 62 |
| 25-29 | 205 | 158 | 47 |
| 30-39 | 194 | 140 | 54 |
| 40-59 | 124 | 85 | 39 |
| 60 and Over | 19 | 10 | 9 |
| Unknown | 381 | 365 | 16 |
| Total | 1,482 | 1,199 | 283 |
| OFFENDER SEX | | | |
| Male | 1,172 | 936 | 236 |
| Female | 94 | 57 | 37 |
| Unknown | 216 | 206 | 10 |
| Total | 1,482 | 1,199 | 283 |
| OFFENDER RACE | | | |
| White | 555 | 400 | 155 |
| Black | 781 | 569 | 112 |
| Other | 22 | 16 | 6 |
| Unknown | 224 | 214 | 10 |
| Total | 1,482 | 1,199 | 283 |

**NEW YORK STATE
HOMICIDE
1989**

TABLE 6

**VICTIM CHARACTERISTICS
(Number of Victims)**

| VICTIM SEX | | | | VICTIM RACE | | | |
|----------------|--------------|------------|--------------|--------------|--------------|-----------|--------------|
| VICTIM AGE | MALE | FEMALE | TOTAL | WHITE | BLACK | OTHER | TOTAL |
| Infant/Newborn | 14 | 19 | 33 | 11 | 21 | 1 | 33 |
| 1-4 | 10 | 7 | 17 | 9 | 8 | 0 | 17 |
| 5-9 | 5 | 5 | 10 | 4 | 5 | 1 | 10 |
| 10-14 | 19 | 10 | 29 | 15 | 14 | 0 | 29 |
| 15-19 | 212 | 35 | 247 | 92 | 152 | 3 | 247 |
| 20-24 | 373 | 49 | 422 | 175 | 240 | 7 | 422 |
| 25-29 | 453 | 80 | 533 | 213 | 303 | 17 | 533 |
| 30-39 | 441 | 79 | 520 | 235 | 264 | 21 | 520 |
| 40-59 | 276 | 66 | 342 | 188 | 140 | 14 | 342 |
| 60 and Over | 65 | 46 | 111 | 61 | 48 | 2 | 111 |
| Unknown | 0 | 2 | 2 | 1 | 1 | 0 | 2 |
| Total | 1,868 | 398 | 2,266 | 1,004 | 1,196 | 66 | 2,266 |
| VICTIM SEX | | | | | | | |
| Male | | | | 815 | 996 | 57 | 1,868 |
| Female | | | | 189 | 200 | 9 | 398 |
| Unknown | | | | 0 | 0 | 0 | 0 |
| Total | | | | 1,004 | 1,196 | 66 | 2,266 |

**NEW YORK STATE
HOMICIDE
1989**

TABLE 7

VICTIM CHARACTERISTICS BY GEOGRAPHIC AREA
(Number of Victims)

| VICTIM AGE | TOTAL VICTIMS | NEW YORK CITY | REMAINDER OF STATE |
|--------------------|------------------|------------------|-----------------------|
| Infant/Newborn | 33 | 19 | 14 |
| 1-4 | 17 | 9 | 8 |
| 5-9 | 10 | 4 | 6 |
| 10-14 | 29 | 22 | 7 |
| 15-19 | 247 | 216 | 31 |
| 20-24 | 422 | 369 | 53 |
| 25-29 | 533 | 491 | 42 |
| 30-39 | 520 | 443 | 77 |
| 40-59 | 342 | 264 | 78 |
| 60 and Over | 111 | 81 | 30 |
| Unknown | 2 | 0 | 2 |
| Total | 2,266 | 1,918 | 348 |
| VICTIM SEX | | | |
| Male | 1,868 | 1,640 | 228 |
| Female | 398 | 278 | 120 |
| Unknown | 0 | 0 | 0 |
| Total | 2,266 | 1,918 | 348 |
| VICTIM RACE | | | |
| White | 1,004 | 803 | 201 |
| Black | 1,196 | 1,058 | 138 |
| Other | 66 | 57 | 9 |
| Unknown | 0 | 0 | 0 |
| Total | 2,266 | 1,918 | 348 |

NEW YORK STATE
HOMICIDE 1989

TABLE 8
VICTIM CHARACTERISTICS BY SINGLE/MULTIPLE OFFENDERS

| VICTIM AGE | SINGLE VICTIM SINGLE OFFENDER | SINGLE VICTIM MULTIPLE OFFENDERS | MULTIPLE VICTIMS SINGLE OFFENDER | MULTIPLE VICTIMS MULTIPLE OFFENDERS | SINGLE VICTIM UNKNOWN OFFENDER(S) | MULTIPLE VICTIMS UNKNOWN OFFENDER(S) | TOTAL VICTIMS |
|--------------------|-------------------------------|----------------------------------|----------------------------------|-------------------------------------|-----------------------------------|--------------------------------------|---------------|
| Infant/Newborn | 16 | 2 | 3 | 0 | 12 | 0 | 33 |
| 1-4 | 4 | 2 | 4 | 0 | 7 | 0 | 17 |
| 5-9 | 6 | 0 | 1 | 0 | 2 | 1 | 10 |
| 10-14 | 11 | 5 | 2 | 1 | 9 | 1 | 29 |
| 15-19 | 101 | 30 | 5 | 3 | 103 | 5 | 247 |
| 20-24 | 129 | 61 | 6 | 3 | 220 | 3 | 422 |
| 25-29 | 135 | 72 | 12 | 5 | 305 | 4 | 533 |
| 30-39 | 167 | 76 | 11 | 4 | 259 | 3 | 520 |
| 40-59 | 128 | 34 | 9 | 3 | 162 | 6 | 342 |
| 60 and Over | 48 | 7 | 6 | 1 | 49 | 0 | 111 |
| Unknown | 0 | 0 | 0 | 0 | 2 | 0 | 2 |
| Total | 745 | 289 | 59 | 20 | 1,130 | 23 | 2,266 |
| VICTIM SEX | | | | | | | |
| Male | 566 | 270 | 39 | 17 | 959 | 17 | 1,868 |
| Female | 179 | 19 | 20 | 3 | 171 | 6 | 398 |
| Total | 745 | 289 | 59 | 20 | 1,130 | 23 | 2,266 |
| VICTIM RACE | | | | | | | |
| White | 349 | 132 | 32 | 10 | 473 | 8 | 1,004 |
| Black | 376 | 149 | 25 | 9 | 624 | 13 | 1,196 |
| Other | 20 | 8 | 2 | 1 | 33 | 2 | 66 |
| Total | 745 | 289 | 59 | 20 | 1,130 | 23 | 2,266 |

**NEW YORK STATE
HOMICIDE
1989
TABLE 9
VICTIM(S) RELATIONSHIP TO OFFENDER(S)**

| VICTIM AGE | STRANGER | NON-STRANGER | | | UNKNOWN | TOTAL VICTIMS |
|--------------------|------------|--------------|-----------|----------------------|--------------|---------------|
| | | Family | Romantic | Friend/ Acquaint. | | |
| Infant/Newborn | 1 | 23 | 0 | 0 | 9 | 33 |
| 1-4 | 0 | 7 | 0 | 3 | 7 | 17 |
| 5-9 | 0 | 4 | 0 | 1 | 5 | 10 |
| 10-14 | 3 | 3 | 0 | 9 | 14 | 29 |
| 15-19 | 23 | 7 | 6 | 88 | 123 | 247 |
| 20-24 | 44 | 17 | 7 | 111 | 243 | 422 |
| 25-29 | 56 | 12 | 8 | 123 | 334 | 533 |
| 30-39 | 67 | 25 | 15 | 123 | 290 | 520 |
| 40-59 | 59 | 33 | 11 | 69 | 170 | 342 |
| 60 and Over | 27 | 16 | 4 | 21 | 43 | 111 |
| Unknown | 0 | 0 | 0 | 0 | 2 | 2 |
| Total | 280 | 147 | 51 | 548 | 1,240 | 2,266 |
| VICTIM SEX | | | | | | |
| Male | 237 | 66 | 23 | 493 | 1,049 | 1,868 |
| Female | 43 | 81 | 28 | 55 | 191 | 398 |
| Unknown | 0 | 0 | 0 | 0 | 0 | 0 |
| Total | 280 | 147 | 51 | 548 | 1,240 | 2,266 |
| VICTIM RACE | | | | | | |
| White | 143 | 71 | 23 | 248 | 519 | 1,004 |
| Black | 127 | 68 | 27 | 288 | 686 | 1,196 |
| Other | 10 | 8 | 1 | 12 | 35 | 66 |
| Unknown | 0 | 0 | 0 | 0 | 0 | 0 |
| Total | 280 | 147 | 51 | 548 | 1,240 | 2,266 |

**NEW YORK STATE
HOMICIDE
1989**

TABLE 10

VICTIM CHARACTERISTICS BY HOMICIDE CIRCUMSTANCES

| | FELONY CONNECTED | ALTERCATIONS AND OTHER CIRCUMSTANCES | CIRCUMSTANCES UNKNOWN | TOTAL VICTIMS |
|--------------------|---------------------|--|--------------------------|------------------|
| VICTIM AGE | | | | |
| Infant/Newborn | 3 | 20 | 10 | 33 |
| 1-4 | 3 | 6 | 8 | 17 |
| 5-9 | 2 | 3 | 5 | 10 |
| 10-14 | 4 | 10 | 15 | 29 |
| 15-19 | 34 | 89 | 124 | 247 |
| 20-24 | 74 | 124 | 224 | 422 |
| 25-29 | 108 | 114 | 311 | 533 |
| 30-39 | 94 | 156 | 270 | 520 |
| 40-59 | 71 | 89 | 182 | 342 |
| 60 and Over | 35 | 25 | 51 | 111 |
| Unknown | 0 | 0 | 2 | 2 |
| Total | 428 | 636 | 1,202 | 2,266 |
| VICTIM SEX | | | | |
| Male | 368 | 520 | 980 | 1,868 |
| Female | 60 | 116 | 222 | 398 |
| Unknown | 0 | 0 | 0 | 0 |
| Total | 428 | 636 | 1,202 | 2,266 |
| VICTIM RACE | | | | |
| White | 219 | 278 | 507 | 1,004 |
| Black | 197 | 338 | 661 | 1,196 |
| Other | 12 | 20 | 34 | 66 |
| Unknown | 0 | 0 | 0 | 0 |
| Total | 428 | 636 | 1,202 | 2,266 |

**NEW YORK STATE
HOMICIDE
1989**

TABLE 11

VICTIM CHARACTERISTICS BY LOCATION OF HOMICIDE

| | LOCATION | | | TOTAL VICTIMS |
|--------------------|----------|----------|---------|------------------|
| | INDOORS | OUTDOORS | UNKNOWN | |
| VICTIM AGE | | | | |
| Infant/Newborn | 26 | 7 | 0 | 33 |
| 1-4 | 14 | 3 | 0 | 17 |
| 5-9 | 7 | 3 | 0 | 10 |
| 10-14 | 15 | 14 | 0 | 29 |
| 15-19 | 79 | 168 | 0 | 247 |
| 20-24 | 138 | 284 | 0 | 422 |
| 25-29 | 160 | 373 | 0 | 533 |
| 30-39 | 222 | 298 | 0 | 520 |
| 40-59 | 173 | 169 | 0 | 342 |
| 60 and Over | 88 | 23 | 0 | 111 |
| Unknown | 1 | 1 | 0 | 2 |
| Total | 923 | 1,343 | 0 | 2,266 |
| VICTIM SEX | | | | |
| Male | 668 | 1,200 | 0 | 1,868 |
| Female | 255 | 143 | 0 | 398 |
| Unknown | 0 | 0 | 0 | 0 |
| Total | 923 | 1,343 | 0 | 2,266 |
| VICTIM RACE | | | | |
| White | 439 | 565 | 0 | 1,004 |
| Black | 459 | 737 | 0 | 1,196 |
| Other | 25 | 41 | 0 | 66 |
| Unknown | 0 | 0 | 0 | 0 |
| Total | 923 | 1,343 | 0 | 2,266 |

NEW YORK STATE
HOMICIDE
1989

TABLE 12

VICTIM CHARACTERISTICS BY TYPE OF WEAPON USED

| | HOMICIDES BY FIREARM | | | HOMICIDES BY OTHER WEAPONS | | | | TOTAL NUMBER OF VICTIMS | |
|--------------------|----------------------|-------------------|-------------------|----------------------------|--------------------------------|------------------|--------------------|-------------------------|-------------------|
| | HANDGUN | RIFLE/ SHOTGUN | NUMBER OF VICTIMS | CUT/STAB BLUNT INST. | PERSONAL HANDS FIST,FEET | MISC. WEAPONS | UNKNOWN WEAPONS | | NUMBER OF VICTIMS |
| VICTIM AGE | | | | | | | | | |
| Infant/Newborn | 1 | 1 | 2 | 4 | 13 | 13 | 1 | 31 | 33 |
| 1-4 | 2 | 0 | 2 | 2 | 10 | 3 | 0 | 15 | 17 |
| 5-9 | 1 | 1 | 2 | 0 | 4 | 4 | 0 | 8 | 10 |
| 10-14 | 17 | 3 | 20 | 4 | 1 | 3 | 1 | 9 | 29 |
| 15-19 | 189 | 10 | 199 | 32 | 3 | 12 | 1 | 48 | 247 |
| 20-24 | 313 | 16 | 329 | 62 | 12 | 16 | 3 | 93 | 422 |
| 25-29 | 358 | 14 | 372 | 104 | 20 | 20 | 17 | 161 | 533 |
| 30-39 | 321 | 23 | 344 | 129 | 24 | 18 | 5 | 176 | 520 |
| 40-59 | 173 | 20 | 193 | 112 | 18 | 14 | 5 | 149 | 342 |
| 60 and Over | 24 | 2 | 26 | 49 | 17 | 15 | 4 | 85 | 111 |
| Unknown | 1 | 0 | 1 | 1 | 0 | 0 | 0 | 1 | 2 |
| Total | 1,400 | 90 | 1,490 | 499 | 122 | 118 | 37 | 776 | 2,266 |
| VICTIM SEX | | | | | | | | | |
| Male | 1,284 | 70 | 1,354 | 370 | 62 | 60 | 22 | 514 | 1,868 |
| Female | 116 | 20 | 136 | 129 | 60 | 58 | 15 | 262 | 398 |
| Unknown | 0 | 0 | 0 | 0 | 0 | 0 | 0 | 0 | 0 |
| Total | 1,400 | 90 | 1,490 | 499 | 122 | 118 | 37 | 776 | 2,266 |
| VICTIM RACE | | | | | | | | | |
| White | 577 | 61 | 638 | 221 | 63 | 64 | 18 | 366 | 1,004 |
| Black | 781 | 27 | 808 | 263 | 53 | 53 | 19 | 388 | 1,196 |
| Other | 42 | 2 | 44 | 15 | 6 | 1 | 0 | 22 | 66 |
| Unknown | 0 | 0 | 0 | 0 | 0 | 0 | 0 | 0 | 0 |
| Total | 1,400 | 90 | 1,490 | 499 | 122 | 118 | 37 | 776 | 2,266 |

STATE OF NEW YORK
UNIFORM CRIME REPORTING
PART II OFFENSES KNOWN TO THE POLICE
1989-1988

| CLASSIFICATION OF OFFENSES | YEAR | NET | TOTAL CLEARANCES | CLASSIFICATION OF OFFENSES | YEAR | NET | TOTAL CLEARANCES |
|----------------------------|------|-------|------------------|-------------------------------|------|---------|------------------|
| ARSON | 1989 | 8161 | 926 | STOLEN PROPERTY | 1989 | 25846 | 19420 |
| | 1988 | 8661 | 1004 | | 1988 | 24691 | 18273 |
| COMMERCIAL BLDG. | 1989 | 1901 | 254 | COERCION | 1989 | 564 | 231 |
| | 1988 | 1878 | 268 | | 1988 | 2273 | 476 |
| RESIDENTIAL BLDG. | 1989 | 3288 | 502 | CRIMINAL MISCHIEF | 1989 | 265686 | 38460 |
| | 1988 | 3815 | 554 | | 1988 | 271529 | 39720 |
| MOTOR VEHICLES | 1989 | 2972 | 170 | FRAUD | 1989 | 51683 | 34136 |
| | 1988 | 2968 | 182 | | 1988 | 52701 | 35714 |
| KIDNAPPING | 1989 | 453 | 190 | GAMBLING | 1989 | 1407 | 1308 |
| | 1988 | 393 | 193 | | 1988 | 2095 | 1993 |
| CONTROLLED SUBSTANCES | 1989 | 83994 | 82058 | BOOKING MAKING | 1989 | 232 | 207 |
| | 1988 | 79266 | 78546 | | 1988 | 211 | 173 |
| SALE/MANUFACTURE | 1989 | 18121 | 17320 | NUMBERS, LOTTERY | 1989 | 126 | 124 |
| | 1988 | 17288 | 17001 | | 1988 | 921 | 910 |
| OPIUM, COCAINE/DERIVATIVES | 1989 | 5700 | 5316 | ALL OTHER | 1989 | 1049 | 977 |
| | 1988 | 4592 | 4511 | | 1988 | 963 | 910 |
| MARIJUANA | 1989 | 1555 | 1357 | OFFENSES AGAINST PUBLIC ORDER | 1989 | 9940 | 6295 |
| | 1988 | 1563 | 1494 | | 1988 | 9813 | 5025 |
| SYNTHETIC NARCOTICS | 1989 | 120 | 107 | EMBEZZLEMENT | 1989 | 1416 | 846 |
| | 1988 | 127 | 120 | | 1988 | 1619 | 955 |
| OTHER DNG.DRUGS/UNKNOWN | 1989 | 10746 | 10540 | SIMPLE ASSAULT | 1989 | 167298 | 105173 |
| | 1988 | 11006 | 10876 | | 1988 | 166554 | 104128 |
| USE, POSSESSION | 1989 | 65873 | 64738 | FAMILY OFFENSE | 1989 | 11966 | 8503 |
| | 1988 | 61978 | 61545 | | 1988 | 10443 | 7447 |
| OPIUM, COCAINE/DERIVATIVES | 1989 | 21138 | 20874 | D.W.I. | 1989 | 70023 | 69652 |
| | 1988 | 17341 | 17530 | | 1988 | 69399 | 69089 |
| MARIJUANA | 1989 | 17127 | 16543 | ALCOHOL | 1989 | 68869 | 68535 |
| | 1988 | 15362 | 14840 | | 1988 | 68489 | 68198 |
| SYNTHETIC NARCOTICS | 1989 | 577 | 542 | DRUGS | 1989 | 1154 | 1117 |
| | 1988 | 582 | 568 | | 1988 | 910 | 891 |
| OTHER DNG.DRUGS/UNKNOWN | 1989 | 27031 | 26779 | UNAUTHORIZED USE VEHICLE | 1989 | 10550 | 5319 |
| | 1988 | 28693 | 28607 | | 1988 | 10761 | 5577 |
| DANGEROUS WEAPONS | 1989 | 13652 | 12445 | POSS. BURG. TOOLS | 1989 | 2006 | 1760 |
| | 1988 | 13513 | 12510 | | 1988 | 2848 | 2202 |
| HANDGUNS | 1989 | 6782 | 6181 | LIQUOR LAW VIOLATION | 1989 | 13310 | 12860 |
| | 1988 | 6353 | 5901 | | 1988 | 14289 | 13711 |
| OTHER FIREARMS | 1989 | 1772 | 1571 | DISORDERLY CONDUCT | 1989 | 238142 | 155579 |
| | 1988 | 1737 | 1562 | | 1988 | 253378 | 169987 |
| EXPLOSIVES | 1989 | 164 | 130 | PUBLIC DRUG INTOX. | 1989 | 569 | 669 |
| | 1988 | 230 | 170 | | 1988 | 161 | 492 |
| OTHER WEAPONS | 1989 | 4934 | 4563 | LOITERING | 1989 | 8667 | 7127 |
| | 1988 | 5193 | 4877 | | 1988 | 8075 | 6883 |
| BRIBERY | 1989 | 466 | 431 | ALL OTHER OFFENSES | 1989 | 544707 | 421511 |
| | 1988 | 472 | 421 | | 1988 | 562798 | 425479 |
| SEX OFFENSES | 1989 | 15198 | 9098 | ***** TOTAL ***** | 1989 | 1569792 | 1013522 |
| | 1988 | 14452 | 8715 | | 1988 | 1605472 | 1029778 |
| EXTORTION | 1989 | 573 | 218 | | | | |
| | 1988 | 458 | 187 | | | | |
| FORGERY & COUNTERFEITING | 1989 | 12000 | 7930 | | | | |
| | 1988 | 11783 | 8172 | | | | |
| PROSTITUTION AND VICE | 1989 | 11515 | 11377 | | | | |
| | 1988 | 13047 | 12879 | | | | |
| PROMOTING PROSTITUTION | 1989 | 134 | 131 | | | | |
| | 1988 | 89 | 63 | | | | |
| PROSTITUTION | 1989 | 10864 | 10734 | | | | |
| | 1988 | 12415 | 12369 | | | | |
| PATRONIZING | 1989 | 517 | 512 | | | | |
| | 1988 | 543 | 447 | | | | |

NEW YORK CITY
UNIFORM CRIME REPORTING
PART II OFFENSES KNOWN TO THE POLICE
1989-1988

| CLASSIFICATION OF OFFENSES | YEAR | NET | TOTAL CLEARANCES | CLASSIFICATION OF OFFENSES | YEAR | NET | TOTAL CLEARANCES |
|----------------------------|------|-------|------------------|-------------------------------|------|--------|------------------|
| ARSON | 1989 | 5404 | 290 | STOLEN PROPERTY | 1989 | 9451 | 8878 |
| | 1988 | 5928 | 292 | | 1988 | 8361 | 8094 |
| COMMERCIAL BLDG. | 1989 | 1329 | 93 | COERCION | 1989 | 198 | 62 |
| | 1988 | 1356 | 109 | | 1988 | 190 | 353 |
| RESIDENTIAL BLDG. | 1989 | 2029 | 140 | CRIMINAL MISCHIEF | 1989 | 81531 | 10320 |
| | 1988 | 2440 | 143 | | 1988 | 86909 | 11861 |
| MOTOR VEHICLES | 1989 | 2046 | 57 | FRAUD | 1989 | 18066 | 9547 |
| | 1988 | 2132 | 40 | | 1988 | 21770 | 13065 |
| KIDNAPPING | 1989 | 299 | 101 | GAMBLING | 1989 | 885 | 848 |
| | 1988 | 252 | 103 | | 1988 | 1637 | 1602 |
| CONTROLLED SUBSTANCES | 1989 | 44534 | 44180 | BOOKING MAKING | 1989 | | 21 |
| | 1988 | 45375 | 45084 | | 1988 | 22 | 55 |
| SALE/MANUFACTURE | 1989 | 11336 | 11193 | NUMBERS, LOTTERY | 1989 | 65 | 34 |
| | 1988 | 11520 | 11402 | | 1988 | 34 | 34 |
| OPIUM, COCAINE/DERIVATIVES | 1989 | 871 | 860 | ALL OTHER | 1989 | 849 | 838 |
| | 1988 | 639 | 626 | | 1988 | 829 | 793 |
| MARIJUANA | 1989 | 51 | 50 | OFFENSES AGAINST PUBLIC ORDER | 1989 | 1967 | 1776 |
| | 1988 | 42 | 44 | | 1988 | 450 | 306 |
| SYNTHETIC NARCOTICS | 1989 | 8 | 7 | EMBEZZLEMENT | 1989 | 884 | 412 |
| | 1988 | 13 | 12 | | 1988 | 1229 | 654 |
| OTHER DNG. DRUGS/UNKNOWN | 1989 | 10406 | 10276 | SIMPLE ASSAULT | 1989 | 99841 | 61417 |
| | 1988 | 10826 | 10720 | | 1988 | 104560 | 64337 |
| USE, POSSESSION | 1989 | 33198 | 32987 | FAMILY OFFENSE | 1989 | 362 | 214 |
| | 1988 | 33855 | 33682 | | 1988 | 441 | 64 |
| OPIUM, COCAINE/DERIVATIVES | 1989 | 6401 | 6327 | D.W.I. | 1989 | 6893 | 6873 |
| | 1988 | 5535 | 5490 | | 1988 | 7690 | 7637 |
| MARIJUANA | 1989 | 706 | 679 | ALCOHOL | 1989 | 6844 | 6844 |
| | 1988 | 882 | 865 | | 1988 | 7658 | 7613 |
| SYNTHETIC NARCOTICS | 1989 | 35 | 34 | DRUGS | 1989 | 49 | 29 |
| | 1988 | 69 | 62 | | 1988 | 32 | 24 |
| OTHER DNG. DRUGS/UNKNOWN | 1989 | 26056 | 25947 | UNAUTHORIZED USE VEHICLE | 1989 | 4087 | 1728 |
| | 1988 | 27369 | 27265 | | 1988 | 4252 | 1860 |
| DANGEROUS WEAPONS | 1989 | 7363 | 6680 | POSS. BURG. TOOLS | 1989 | 1523 | 1271 |
| | 1988 | 7409 | 6811 | | 1988 | 2383 | 1811 |
| HANDGUNS | 1989 | 5374 | 4906 | LIQUOR LAW VIOLATION | 1989 | 11430 | 11429 |
| | 1988 | 5048 | 4675 | | 1988 | 12313 | 12312 |
| OTHER FIREARMS | 1989 | 365 | 322 | DISORDERLY CONDUCT | 1989 | 140892 | 102617 |
| | 1988 | 376 | 335 | | 1988 | 160014 | 118400 |
| EXPLOSIVES | 1989 | 4 | 3 | PUBLIC DRUG INTOX. | 1989 | 6 | 4 |
| | 1988 | 7 | 6 | | 1988 | 5 | 5 |
| OTHER WEAPONS | 1989 | 1620 | 1449 | LOITERING | 1989 | 6178 | 6040 |
| | 1988 | 1978 | 1795 | | 1988 | 6180 | 6012 |
| BRIBERY | 1989 | 348 | 338 | ALL OTHER OFFENSES | 1989 | 334825 | 309629 |
| | 1988 | 302 | 264 | | 1988 | 363620 | 321609 |
| SEX OFFENSES | 1989 | 4768 | 2253 | ***** TOTAL ***** | 1989 | 793523 | 597265 |
| | 1988 | 4660 | 2457 | | 1988 | 861468 | 637391 |
| EXTORTION | 1989 | 440 | 155 | | | | |
| | 1988 | 394 | 144 | | | | |
| FORGERY & COUNTERFEITING | 1989 | 2437 | 1296 | | | | |
| | 1988 | 2465 | 1378 | | | | |
| PROSTITUTION AND VICE | 1989 | 8911 | 8907 | | | | |
| | 1988 | 10879 | 10876 | | | | |
| PROMOTING PROSTITUTION | 1989 | 34 | 32 | | | | |
| | 1988 | 15 | 14 | | | | |
| PROSTITUTION | 1989 | 8872 | 8871 | | | | |
| | 1988 | 10853 | 10853 | | | | |
| PATRONIZING | 1989 | 5 | 4 | | | | |
| | 1988 | 11 | 9 | | | | |

UPSTATE
UNIFORM CRIME REPORTING
PART II OFFENSES KNOWN TO THE POLICE
1989-1988

| CLASSIFICATION OF OFFENSES | YEAR | NET | TOTAL CLEARANCES | CLASSIFICATION OF OFFENSES | YEAR | NET | TOTAL CLEARANCES |
|----------------------------|------|-------|------------------|-------------------------------|------|--------|------------------|
| ARSON | 1989 | 2757 | 636 | STOLEN PROPERTY | 1989 | 16395 | 10542 |
| | 1988 | 2733 | 712 | | 1988 | 16330 | 10179 |
| COMMERCIAL BLDG. | 1989 | 572 | 161 | COERCION | 1989 | 366 | 169 |
| | 1988 | 522 | 159 | | 1988 | 283 | 123 |
| RESIDENTIAL BLDG. | 1989 | 1259 | 362 | CRIMINAL MISCHIEF | 1989 | 184155 | 28140 |
| | 1988 | 1375 | 411 | | 1988 | 184620 | 27859 |
| MOTOR VEHICLES | 1989 | 926 | 113 | FRAUD | 1989 | 33617 | 24589 |
| | 1988 | 836 | 142 | | 1988 | 30931 | 22649 |
| KIDNAPPING | 1989 | 154 | 89 | GAMBLING | 1989 | 522 | 460 |
| | 1988 | 141 | 90 | | 1988 | 458 | 391 |
| CONTROLLED SUBSTANCES | 1989 | 39460 | 37878 | BOOKING MAKING | 1989 | 210 | 186 |
| | 1988 | 33891 | 33462 | | 1988 | 146 | 118 |
| SALE/MANUFACTURE | 1989 | 6785 | 6127 | NUMBERS, LOTTERY | 1989 | 92 | 90 |
| | 1988 | 5768 | 5599 | | 1988 | 72 | 72 |
| OPIUM, COCAINE/DERIVATIVES | 1989 | 4829 | 4456 | ALL OTHER | 1989 | 220 | 184 |
| | 1988 | 3953 | 3885 | | 1988 | 240 | 201 |
| MARIJUANA | 1989 | 1504 | 1307 | OFFENSES AGAINST PUBLIC ORDER | 1989 | 7973 | 4519 |
| | 1988 | 1521 | 1450 | | 1988 | 9363 | 4719 |
| SYNTHETIC NARCOTICS | 1989 | 112 | 100 | EMBEZZLEMENT | 1989 | 532 | 434 |
| | 1988 | 114 | 108 | | 1988 | 390 | 301 |
| OTHER DNG. DRUGS/UNKNOWN | 1989 | 340 | 264 | SIMPLE ASSAULT | 1989 | 67457 | 43756 |
| | 1988 | 180 | 156 | | 1988 | 61994 | 39791 |
| USE, POSSESSION | 1989 | 32675 | 31751 | FAMILY OFFENSE | 1989 | 11604 | 8289 |
| | 1988 | 28123 | 27863 | | 1988 | 10002 | 7383 |
| OPIUM, COCAINE/DERIVATIVES | 1989 | 14737 | 14547 | D.W.I. | 1989 | 63130 | 62779 |
| | 1988 | 11806 | 12040 | | 1988 | 61709 | 61452 |
| MARIJUANA | 1989 | 16421 | 15864 | ALCOHOL | 1989 | 62025 | 61691 |
| | 1988 | 14480 | 13975 | | 1988 | 60831 | 60585 |
| SYNTHETIC NARCOTICS | 1989 | 542 | 508 | DRUGS | 1989 | 1105 | 1088 |
| | 1988 | 513 | 506 | | 1988 | 878 | 867 |
| OTHER DNG. DRUGS/UNKNOWN | 1989 | 975 | 832 | UNAUTHORIZED USE VEHICLE | 1989 | 6463 | 3591 |
| | 1988 | 1324 | 1342 | | 1988 | 6509 | 3717 |
| DANGEROUS WEAPONS | 1989 | 6289 | 5765 | POSS. BURG. TOOLS | 1989 | 483 | 489 |
| | 1988 | 6104 | 5699 | | 1988 | 465 | 391 |
| HANDGUNS | 1989 | 1408 | 1275 | LIQUOR LAW VIOLATION | 1989 | 1880 | 1431 |
| | 1988 | 1305 | 1226 | | 1988 | 1976 | 1399 |
| OTHER FIREARMS | 1989 | 1407 | 1249 | DISORDERLY CONDUCT | 1989 | 97250 | 52962 |
| | 1988 | 1361 | 1227 | | 1988 | 93364 | 51567 |
| EXPLOSIVES | 1989 | 160 | 127 | PUBLIC DRUG INTOX. | 1989 | 563 | 665 |
| | 1988 | 223 | 164 | | 1988 | 156 | 487 |
| OTHER WEAPONS | 1989 | 3314 | 3114 | LOITERING | 1989 | 2489 | 1087 |
| | 1988 | 3215 | 3082 | | 1988 | 1895 | 871 |
| BRIBERY | 1989 | 118 | 93 | ALL OTHER OFFENSES | 1989 | 209882 | 111882 |
| | 1988 | 170 | 157 | | 1988 | 199178 | 103870 |
| SEX OFFENSES | 1989 | 10430 | 6845 | ***** TOTAL ***** | 1989 | 776269 | 416257 |
| | 1988 | 9792 | 6258 | | 1988 | 744004 | 392387 |
| EXTORTION | 1989 | 133 | 63 | | | | |
| | 1988 | 64 | 43 | | | | |
| FORGERY & COUNTERFEITING | 1989 | 9563 | 6634 | | | | |
| | 1988 | 9318 | 6794 | | | | |
| PROSTITUTION AND VICE | 1989 | 2604 | 2470 | | | | |
| | 1988 | 2168 | 2003 | | | | |
| PROMOTING PROSTITUTION | 1989 | 100 | 99 | | | | |
| | 1988 | 74 | 49 | | | | |
| PROSTITUTION | 1989 | 1992 | 1863 | | | | |
| | 1988 | 1562 | 1516 | | | | |
| PATRONIZING | 1989 | 512 | 508 | | | | |
| | 1988 | 532 | 438 | | | | |

NEW YORK STATE UNIFORM CRIME REPORT
PART I OFFENSES
BY COUNTY
1989-1988

| COUNTY | YEAR | GRAND TOTAL | PART I TOTAL | MURDER | NEGL MANSLT | FORCIBLE RAPE | ROBBERY | AGGR. ASSAULT | BURGLARY | LARCENY | M V THEFT | PART II TOTAL |
|-------------|------|----------------|-----------------|--------|----------------|------------------|---------|------------------|----------|---------|--------------|------------------|
| ALBANY | 1989 | 36468 | 13990 | 7 | 4 | 118 | 375 | 841 | 3233 | 8833 | 579 | 22478 |
| | 1988 | 32923 | 12557 | 13 | 3 | 89 | 331 | 734 | 3128 | 7661 | 598 | 20366 |
| ALLEGANY | 1989 | 4693 | 1198 | 1 | | 9 | 2 | 86 | 385 | 694 | 21 | 3495 |
| | 1988 | 4246 | 1113 | 1 | 1 | 3 | 5 | 99 | 343 | 632 | 29 | 3133 |
| BROOME | 1989 | 24151 | 7241 | 4 | | 33 | 64 | 143 | 1244 | 5488 | 265 | 16910 |
| | 1988 | 23887 | 6913 | 6 | | 34 | 55 | 118 | 1308 | 5139 | 253 | 16974 |
| CATTARAUGUS | 1989 | 9719 | 2310 | 3 | | 9 | 6 | 133 | 542 | 1546 | 71 | 7409 |
| | 1988 | 8621 | 2273 | | 1 | 11 | 2 | 97 | 601 | 1493 | 68 | 6348 |
| CAYUGA | 1989 | 8521 | 2510 | 4 | 2 | 11 | 30 | 147 | 512 | 1747 | 57 | 6011 |
| | 1988 | 8230 | 2314 | 2 | | 11 | 16 | 109 | 546 | 1586 | 44 | 5916 |
| CHAUTAUQUA | 1989 | 18908 | 5360 | 1 | | 19 | 41 | 133 | 1109 | 3947 | 110 | 13548 |
| | 1988 | 17493 | 5186 | 1 | | 11 | 48 | 153 | 1117 | 3738 | 118 | 12307 |
| CHEMUNG | 1989 | 13572 | 4140 | 2 | 2 | 22 | 48 | 200 | 709 | 3020 | 137 | 9432 |
| | 1988 | 12753 | 4038 | 1 | 2 | 21 | 54 | 178 | 748 | 2911 | 123 | 8715 |
| CHENANGO | 1989 | 6449 | 1043 | | 1 | 5 | 2 | 48 | 259 | 702 | 26 | 5406 |
| | 1988 | 6101 | 1023 | | | 1 | 12 | 67 | 272 | 638 | 33 | 5078 |
| CLINTON | 1989 | 11408 | 2093 | 3 | | 9 | 6 | 174 | 485 | 1360 | 56 | 9315 |
| | 1988 | 11516 | 2089 | 2 | 1 | 5 | 4 | 189 | 425 | 1409 | 54 | 9427 |
| COLUMBIA | 1989 | 10470 | 1899 | 2 | | 10 | 15 | 286 | 481 | 1036 | 69 | 8571 |
| | 1988 | 9046 | 1815 | 1 | | | 20 | 224 | 458 | 1049 | 63 | 7231 |
| CORTLAND | 1989 | 9073 | 1898 | | | 14 | 10 | 44 | 320 | 1450 | 60 | 7175 |
| | 1988 | 9230 | 2178 | | 1 | 17 | 9 | 48 | 291 | 1730 | 82 | 7052 |
| DELAWARE | 1989 | 5681 | 1221 | 4 | 2 | 5 | 1 | 82 | 368 | 715 | 44 | 4460 |
| | 1988 | 4698 | 1054 | | | 5 | 4 | 69 | 351 | 592 | 33 | 3644 |
| DUTCHESS | 1989 | 38576 | 9775 | 10 | 2 | 44 | 234 | 775 | 2017 | 6242 | 451 | 28801 |
| | 1988 | 36199 | 9095 | 7 | 6 | 48 | 231 | 749 | 1887 | 5776 | 391 | 27104 |
| ERIE | 1989 | 99174 | 47665 | 46 | 6 | 320 | 2073 | 3896 | 10906 | 25679 | 4739 | 51509 |
| | 1988 | 94942 | 45942 | 48 | 8 | 353 | 2087 | 3673 | 11288 | 24050 | 4435 | 49000 |

NEW YORK STATE UNIFORM CRIME REPORT
 PART I OFFENSES
 BY COUNTY
 1989-1988

| COUNTY | YEAR | GRAND TOTAL | PART I TOTAL | MURDER | NEGL MANSLT | FORCIBLE RAPE | ROBBERY | AGGR. ASSAULT | BURGLARY | LARCENY | M V THEFT | PART II TOTAL |
|------------|------|-------------|--------------|--------|-------------|---------------|---------|---------------|----------|---------|-----------|---------------|
| ESSEX | 1989 | 3844 | 946 | 1 | | 5 | 2 | 72 | 298 | 537 | 31 | 2898 |
| | 1988 | 3278 | 788 | | | 2 | 3 | 62 | 273 | 438 | 10 | 2490 |
| FRANKLIN | 1989 | 5305 | 1078 | 4 | 1 | 8 | 7 | 169 | 254 | 615 | 20 | 4227 |
| | 1988 | 5359 | 1014 | 2 | | 6 | 2 | 116 | 265 | 601 | 22 | 4345 |
| FULTON | 1989 | 11503 | 2464 | | | 8 | 21 | 86 | 610 | 1664 | 75 | 9039 |
| | 1988 | 9628 | 2082 | | | 4 | 10 | 72 | 531 | 1380 | 85 | 7546 |
| GENESEE | 1989 | 5393 | 1649 | 5 | 2 | 8 | 7 | 67 | 313 | 1189 | 58 | 3744 |
| | 1988 | 5625 | 1727 | 2 | | 9 | 8 | 42 | 351 | 1255 | 60 | 3898 |
| GREENE | 1989 | 6418 | 1362 | 2 | 1 | 6 | 3 | 174 | 367 | 768 | 41 | 5056 |
| | 1988 | 5713 | 1172 | | | 12 | 10 | 177 | 375 | 557 | 41 | 4541 |
| HAMILTON | 1989 | 554 | 135 | | | | 2 | 3 | 43 | 83 | 4 | 419 |
| | 1988 | 497 | 90 | | 1 | | | 5 | 23 | 60 | 1 | 407 |
| HERKIMER | 1989 | 6709 | 1362 | 1 | 1 | 4 | 5 | 63 | 360 | 889 | 39 | 5347 |
| | 1988 | 6223 | 1398 | | | 9 | 3 | 52 | 343 | 970 | 21 | 4825 |
| JEFFERSON | 1989 | 12009 | 2919 | 4 | 1 | 23 | 17 | 121 | 723 | 1952 | 78 | 9090 |
| | 1988 | 11591 | 2996 | 1 | 2 | 16 | 12 | 108 | 699 | 2064 | 94 | 8595 |
| KINGS | 1989 | 442310 | 201635 | 679 | 2 | 1256 | 33970 | 25926 | 38944 | 59763 | 41095 | 240675 |
| | 1988 | 444012 | 203445 | 698 | 2 | 1231 | 31730 | 25883 | 39715 | 67806 | 36380 | 240567 |
| LEWIS | 1989 | 1470 | 248 | | | 3 | 3 | 22 | 114 | 100 | 6 | 1222 |
| | 1988 | 1249 | 296 | | | 2 | | 23 | 129 | 134 | 8 | 953 |
| LIVINGSTON | 1989 | 8279 | 1875 | | 1 | 4 | 8 | 113 | 358 | 1355 | 36 | 6404 |
| | 1988 | 7835 | 1854 | 4 | 2 | 8 | 9 | 106 | 351 | 1344 | 30 | 5981 |
| MADISON | 1989 | 7531 | 1769 | 1 | | 12 | 6 | 62 | 324 | 1326 | 38 | 5762 |
| | 1988 | 7411 | 1746 | | | 6 | 4 | 76 | 351 | 1271 | 38 | 5665 |
| MONROE | 1989 | 104213 | 43621 | 45 | 4 | 217 | 1365 | 1264 | 8250 | 29588 | 2888 | 60592 |
| | 1988 | 95468 | 40196 | 43 | 3 | 259 | 1107 | 972 | 7556 | 28177 | 2079 | 55272 |
| MONTGOMERY | 1989 | 5034 | 1074 | 1 | 1 | 4 | 12 | 26 | 291 | 695 | 44 | 3960 |
| | 1988 | 4209 | 1053 | 1 | | 3 | 7 | 29 | 335 | 644 | 34 | 3156 |
| NASSAU | 1989 | 81579 | 41736 | 42 | 5 | 87 | 1444 | 1431 | 7223 | 23088 | 8416 | 39843 |
| | 1988 | 83143 | 43777 | 31 | 8 | 145 | 1636 | 1659 | 8094 | 23839 | 8365 | 39366 |

NEW YORK STATE UNIFORM CRIME REPORT
PART I OFFENSES
BY COUNTY
1989-1988

| COUNTY | YEAR | GRAND TOTAL | PART I TOTAL | MURDER | NEGL MANSLT | FORCIBLE RAPE | ROBBERY | AGGR. ASSAULT | BURGLARY | LARCENY | M V THEFT | PART II TOTAL |
|--------------|------|----------------|-----------------|--------|----------------|------------------|---------|------------------|----------|---------|--------------|------------------|
| NEW YORK | 1989 | 485770 | 228927 | 460 | 1 | 756 | 26906 | 16660 | 30168 | 133331 | 20645 | 256843 |
| | 1988 | 520582 | 226639 | 448 | 2 | 756 | 24745 | 16876 | 33309 | 130211 | 20292 | 293943 |
| NIAGARA | 1989 | 22648 | 9275 | 3 | 1 | 76 | 230 | 527 | 2348 | 5451 | 539 | 13373 |
| | 1988 | 23185 | 9725 | 6 | 2 | 68 | 253 | 499 | 2407 | 5837 | 653 | 13460 |
| ONEIDA | 1989 | 23451 | 7316 | 4 | 3 | 58 | 141 | 192 | 1825 | 4715 | 378 | 16135 |
| | 1988 | 23108 | 7735 | 8 | 2 | 32 | 128 | 192 | 1973 | 5038 | 362 | 15373 |
| ONONDAGA | 1989 | 51053 | 21783 | 16 | 2 | 154 | 562 | 961 | 5383 | 13847 | 858 | 29270 |
| | 1988 | 50085 | 21887 | 18 | | 144 | 614 | 895 | 5667 | 13730 | 819 | 28198 |
| ONTARIO | 1989 | 10340 | 2549 | 2 | | 21 | 15 | 101 | 528 | 1815 | 67 | 7791 |
| | 1988 | 10929 | 2638 | | 2 | 14 | 13 | 92 | 578 | 1883 | 56 | 8291 |
| ORANGE | 1989 | 40446 | 11560 | 14 | 4 | 67 | 261 | 861 | 2587 | 7140 | 626 | 28886 |
| | 1988 | 40352 | 12300 | 10 | 2 | 82 | 397 | 975 | 3142 | 6955 | 737 | 28052 |
| ORLEANS | 1989 | 3017 | 858 | | | 6 | 6 | 87 | 183 | 538 | 38 | 2159 |
| | 1988 | 3034 | 892 | 4 | | 8 | 3 | 85 | 208 | 563 | 21 | 2142 |
| OSWEGO | 1989 | 12125 | 3255 | 1 | 1 | 11 | 5 | 101 | 680 | 2338 | 118 | 8870 |
| | 1988 | 11471 | 3050 | 1 | | 15 | 17 | 89 | 711 | 2081 | 136 | 8421 |
| OTSEGO | 1989 | 6487 | 1346 | 3 | 1 | 8 | 6 | 49 | 271 | 967 | 41 | 5141 |
| | 1988 | 6557 | 1468 | | 1 | 10 | 4 | 56 | 302 | 1059 | 36 | 5089 |
| PUTNAM | 1989 | 10420 | 1895 | 3 | 2 | 9 | 20 | 73 | 574 | 1080 | 134 | 8525 |
| | 1988 | 9820 | 1944 | 1 | 1 | 5 | 25 | 79 | 522 | 1146 | 165 | 7876 |
| QUEENS | 1989 | 299552 | 159321 | 266 | | 571 | 15446 | 11697 | 28284 | 57593 | 45464 | 140231 |
| | 1988 | 319665 | 163930 | 304 | 1 | 619 | 14300 | 12059 | 29608 | 67968 | 39071 | 155735 |
| RENSSELAER | 1989 | 19404 | 5845 | 7 | 2 | 37 | 71 | 284 | 1703 | 3488 | 253 | 13559 |
| | 1988 | 16834 | 5124 | 2 | 2 | 29 | 75 | 296 | 1519 | 2937 | 264 | 11710 |
| RICHMOND | 1989 | 48281 | 19991 | 21 | | 68 | 914 | 1813 | 3624 | 7810 | 5741 | 28290 |
| | 1988 | 45491 | 20830 | 32 | | 96 | 962 | 1856 | 3679 | 8364 | 5841 | 24661 |
| ROCKLAND | 1989 | 25481 | 8360 | 6 | 1 | 31 | 145 | 513 | 1582 | 5567 | 515 | 17121 |
| | 1988 | 25886 | 7481 | 6 | 2 | 39 | 152 | 414 | 1627 | 4717 | 524 | 18405 |
| ST. LAWRENCE | 1989 | 14671 | 3633 | | 1 | 18 | 10 | 141 | 885 | 2452 | 126 | 11038 |
| | 1988 | 14251 | 3438 | 1 | 1 | 14 | 17 | 146 | 769 | 2370 | 120 | 10813 |

NEW YORK STATE UNIFORM CRIME REPORT
PART I OFFENSES
BY COUNTY
1989-1988

| COUNTY | YEAR | GRAND TOTAL | PART I TOTAL | MURDER | NEGL MANSLT | FORCIBLE RAPE | ROBBERY | AGGR. ASSAULT | BURGLARY | LARCENY | H V THEFT | PART II TOTAL |
|-------------|------|----------------|-----------------|--------|----------------|------------------|---------|------------------|----------|---------|--------------|------------------|
| SARATOGA | 1989 | 18871 | 4799 | 2 | | 34 | 35 | 435 | 1045 | 3074 | 174 | 14072 |
| | 1988 | 17606 | 4507 | 2 | | 27 | 19 | 345 | 1087 | 2882 | 145 | 13099 |
| SCHENECTADY | 1989 | 14095 | 5460 | 1 | | 33 | 109 | 168 | 1418 | 3346 | 385 | 8635 |
| | 1988 | 13479 | 5480 | 7 | 1 | 34 | 102 | 153 | 1483 | 3281 | 419 | 7999 |
| SCHOHARIE | 1989 | 3724 | 719 | | | 1 | 3 | 62 | 243 | 393 | 17 | 3005 |
| | 1988 | 3251 | 671 | 1 | 1 | 5 | 2 | 49 | 164 | 437 | 12 | 2580 |
| SCHUYLER | 1989 | 4378 | 577 | | | 2 | 1 | 4 | 146 | 394 | 30 | 3801 |
| | 1988 | 3591 | 549 | | | 2 | | 5 | 135 | 387 | 20 | 3042 |
| SENECA | 1989 | 6385 | 935 | | | 7 | 4 | 48 | 196 | 638 | 42 | 5450 |
| | 1988 | 5900 | 997 | | 1 | 5 | 5 | 49 | 216 | 684 | 37 | 4903 |
| STEUBEN | 1989 | 11072 | 3199 | | 1 | 5 | 16 | 173 | 640 | 2260 | 104 | 7873 |
| | 1988 | 9745 | 2894 | 1 | 4 | 7 | 7 | 192 | 584 | 1996 | 103 | 6851 |
| SUFFOLK | 1989 | 159474 | 57426 | 36 | | 154 | 1371 | 2031 | 12949 | 33579 | 7306 | 102048 |
| | 1988 | 162625 | 56093 | 47 | | 188 | 1488 | 2416 | 12185 | 34042 | 5727 | 106532 |
| SULLIVAN | 1989 | 11150 | 2777 | 4 | | 9 | 50 | 235 | 968 | 1417 | 94 | 8373 |
| | 1988 | 10266 | 2458 | 8 | | 25 | 59 | 245 | 833 | 1174 | 114 | 7808 |
| TIOGA | 1989 | 5719 | 1029 | 3 | 1 | 8 | 4 | 85 | 216 | 661 | 51 | 4690 |
| | 1988 | 5679 | 833 | | | 7 | 4 | 65 | 192 | 519 | 46 | 4846 |
| TOMPKINS | 1989 | 12278 | 4346 | 7 | | 20 | 20 | 91 | 915 | 3194 | 99 | 7932 |
| | 1988 | 13267 | 4618 | 1 | | 19 | 42 | 122 | 843 | 3464 | 127 | 8649 |
| ULSTER | 1989 | 22326 | 5068 | 3 | | 28 | 92 | 431 | 1212 | 3079 | 223 | 17258 |
| | 1988 | 19260 | 4785 | 6 | | 28 | 55 | 463 | 1298 | 2676 | 259 | 14475 |
| WARREN | 1989 | 10397 | 2224 | 1 | | 11 | 11 | 173 | 481 | 1468 | 79 | 8173 |
| | 1988 | 11688 | 2236 | 1 | 1 | 8 | 10 | 75 | 540 | 1506 | 95 | 9452 |
| WASHINGTON | 1989 | 6549 | 1300 | | | 15 | 7 | 164 | 311 | 742 | 61 | 5249 |
| | 1988 | 5914 | 1384 | 4 | | 5 | 9 | 156 | 380 | 782 | 48 | 4530 |
| WAYNE | 1989 | 11753 | 2644 | 3 | 1 | 19 | 13 | 112 | 611 | 1801 | 84 | 9109 |
| | 1988 | 11392 | 2553 | 3 | 3 | 11 | 11 | 136 | 623 | 1695 | 71 | 8839 |
| WESTCHESTER | 1989 | 87691 | 36458 | 33 | 12 | 99 | 1523 | 1518 | 6445 | 21014 | 5814 | 51233 |
| | 1988 | 87496 | 38392 | 39 | 2 | 116 | 1575 | 1350 | 7018 | 23038 | 5254 | 49104 |

NEW YORK STATE UNIFORM CRIME REPORT
PART I OFFENSES
BY COUNTY
1989-1988

| COUNTY | YEAR | GRAND TOTAL | PART I TOTAL | MURDER | NEGL MANSLT | FORCIBLE RAPE | ROBBERY | AGGR. ASSAULT | BURGLARY | LARCENY | M V THEFT | PART II TOTAL |
|--------------|------|----------------|-----------------|--------|----------------|------------------|---------|------------------|----------|---------|--------------|------------------|
| WYOMING | 1989 | 4567 | 1152 | 4 | | 7 | 2 | 170 | 362 | 552 | 55 | 3415 |
| | 1988 | 3333 | 971 | 1 | | 14 | 2 | 157 | 240 | 508 | 49 | 2362 |
| YATES | 1989 | 2483 | 521 | | | 3 | | 18 | 122 | 363 | 15 | 1962 |
| | 1988 | 2291 | 523 | | | 4 | 1 | 12 | 121 | 353 | 32 | 1768 |
| BRONX | 1989 | 230937 | 103453 | 478 | 2 | 604 | 16223 | 14902 | 20444 | 29881 | 20919 | 127484 |
| | 1988 | 251612 | 105050 | 413 | 2 | 718 | 14930 | 14411 | 21030 | 35185 | 18361 | 146562 |
| GRAND TOTALS | 1989 | 2696009 | 1126217 | 2253 | 74 | 5223 | 104001 | 91467 | 210391 | 542059 | 170749 | 1569792 |
| | 1988 | 2730771 | 1125299 | 2239 | 74 | 5475 | 97445 | 90899 | 217147 | 558412 | 153608 | 1605472 |
| NYC TOTALS | 1989 | 1506850 | 713327 | 1904 | 5 | 3255 | 93459 | 70998 | 121464 | 288378 | 133864 | 793523 |
| | 1988 | 1581362 | 719894 | 1895 | 7 | 3420 | 86667 | 71085 | 127341 | 309534 | 119945 | 861468 |

NEW YORK STATE UNIFORM CRIME REPORT
PART II OFFENSES
BY COUNTY
1989-1988

| COUNTY | YEAR | PART II TOTAL | ARSON | KIDNAP PING | CONR SUB- STANCES | DANG'S WEAP- ONS | BRIB- ERY | SEX * OF- FENSES | EXTOR- TION | FOR- GERY | PROS- TITU- TION | STOLEN PROP- ERTY | COER- CION | CRIM'L MIS- CHIEF | FRAUD |
|-------------|------|------------------|-------|----------------|-------------------------|------------------------|--------------|------------------------|----------------|--------------|------------------------|-------------------------|---------------|-------------------------|-------|
| ALBANY | 1989 | 22478 | 114 | 7 | 1698 | 230 | 5 | 437 | 2 | 356 | 22 | 507 | 6 | 4669 | 1659 |
| | 1988 | 20366 | 94 | 7 | 1349 | 231 | | 372 | | 412 | 21 | 443 | 6 | 4554 | 1782 |
| ALLEGANY | 1989 | 3495 | 18 | | 123 | 50 | | 77 | | 61 | | 119 | 2 | 657 | 349 |
| | 1988 | 3133 | 13 | | 61 | 52 | | 39 | | 75 | | 182 | | 548 | 345 |
| BROOME | 1989 | 16910 | 35 | 5 | 707 | 204 | 2 | 414 | | 258 | 23 | 112 | 27 | 3744 | 435 |
| | 1988 | 16974 | 27 | 4 | 587 | 285 | | 243 | | 312 | 27 | 168 | 21 | 3861 | 430 |
| CATTARAUGUS | 1989 | 7409 | 25 | | 314 | 47 | | 100 | | 89 | | 88 | | 1204 | 352 |
| | 1988 | 6348 | 23 | 1 | 202 | 36 | | 121 | | 79 | 1 | 74 | | 1137 | 259 |
| CAYUGA | 1989 | 6011 | 21 | 4 | 154 | 32 | | 141 | 3 | 102 | | 37 | | 1223 | 496 |
| | 1988 | 5916 | 22 | 1 | 149 | 39 | 3 | 145 | 1 | 136 | 1 | 61 | | 1338 | 379 |
| CHAUTAUQUA | 1989 | 13548 | 58 | | 567 | 83 | 1 | 175 | 1 | 168 | 1 | 154 | | 2546 | 1067 |
| | 1988 | 12307 | 50 | 1 | 370 | 79 | 2 | 128 | 1 | 117 | | 169 | | 2544 | 934 |
| CHEMUNG | 1989 | 9432 | 3 | 1 | 245 | 43 | | 239 | 1 | 106 | 2 | 159 | 1 | 1792 | 916 |
| | 1988 | 8715 | 11 | 3 | 141 | 38 | | 141 | 1 | 129 | | 178 | 4 | 1923 | 729 |
| CHENANGO | 1989 | 5406 | 17 | | 86 | 27 | 1 | 78 | 4 | 59 | | 79 | 1 | 500 | 600 |
| | 1988 | 5078 | 6 | | 100 | 30 | 2 | 80 | | 73 | | 90 | 5 | 507 | 468 |
| CLINTON | 1989 | 9315 | 9 | | 582 | 136 | | 117 | | 128 | | 59 | | 1303 | 528 |
| | 1988 | 9427 | 12 | 2 | 555 | 199 | | 86 | | 84 | | 58 | | 1519 | 499 |
| COLUMBIA | 1989 | 8571 | 5 | 3 | 498 | 86 | | 60 | | 58 | 4 | 80 | 2 | 978 | 324 |
| | 1988 | 7231 | 15 | 2 | 357 | 45 | 3 | 55 | | 44 | | 37 | 2 | 902 | 335 |
| CORTLAND | 1989 | 7175 | 11 | 3 | 112 | 38 | 1 | 105 | 1 | 96 | 2 | 47 | | 829 | 501 |
| | 1988 | 7052 | 15 | 1 | 96 | 43 | | 107 | | 82 | | 41 | | 981 | 383 |
| DELAWARE | 1989 | 4460 | 13 | 3 | 116 | 38 | 1 | 62 | | 48 | | 62 | | 719 | 404 |
| | 1988 | 3644 | 10 | 2 | 146 | 39 | 1 | 69 | | 70 | | 40 | 14 | 588 | 314 |
| DUTCHESS | 1989 | 28801 | 38 | 3 | 1397 | 278 | 3 | 196 | | 290 | 87 | 2722 | 7 | 4708 | 878 |
| | 1988 | 27104 | 36 | 4 | 1373 | 249 | 3 | 195 | 2 | 308 | 7 | 2941 | 5 | 4541 | 836 |

* EXCEPT FORCIBLE RAPE OR PROSTITUTION

NEW YORK STATE UNIFORM CRIME REPORT
PART II OFFENSES
BY COUNTY
1989-1988

| COUNTY | YEAR | PART II TOTAL | ARSON | KIDNAP PING | CONTR SUB- STANCES | DANG'S WEAP- ONS | BRIB- ERY | SEX * OF- FENSES | EXTOR- TION | FOR- GERY | PROS- TITU- TION | STOLEN PROP- ERTY | COER- CION | CRIM'L MIS- CHIEF | FRAUD |
|------------|------|------------------|-------|----------------|--------------------------|------------------------|--------------|------------------------|----------------|--------------|------------------------|-------------------------|---------------|-------------------------|-------|
| ERIE | 1989 | 51509 | 506 | 18 | 2175 | 386 | 10 | 915 | 4 | 519 | 524 | 595 | 7 | 16575 | 1882 |
| | 1988 | 49000 | 546 | 11 | 1778 | 361 | 10 | 869 | 6 | 460 | 495 | 517 | 2 | 16113 | 2110 |
| ESSEX | 1989 | 2898 | 8 | 1 | 123 | 29 | 1 | 33 | | 43 | 1 | 141 | 3 | 509 | 146 |
| | 1988 | 2490 | 8 | | 121 | 16 | | 32 | | 31 | | 160 | | 358 | 172 |
| FRANKLIN | 1989 | 4227 | 18 | | 313 | 55 | 3 | 66 | | 65 | | 45 | | 508 | 236 |
| | 1988 | 4345 | 14 | | 244 | 46 | | 42 | 1 | 57 | | 102 | 1 | 502 | 282 |
| FULTON | 1989 | 9039 | 17 | 3 | 77 | 46 | | 85 | 4 | 62 | | 18 | | 1512 | 225 |
| | 1988 | 7546 | 12 | | 159 | 74 | | 88 | 2 | 34 | | 28 | | 1207 | 197 |
| GENESEE | 1989 | 3744 | 8 | | 348 | 57 | | 57 | | 76 | 2 | 149 | 2 | 666 | 325 |
| | 1988 | 3898 | 8 | | 198 | 43 | | 63 | | 40 | | 115 | | 668 | 326 |
| GREENE | 1989 | 5056 | 8 | | 197 | 68 | | 40 | | 102 | | 125 | | 730 | 342 |
| | 1988 | 4541 | 10 | | 241 | 57 | | 48 | 3 | 48 | | 68 | 1 | 588 | 227 |
| HAMILTON | 1989 | 419 | 1 | | 50 | 5 | | 6 | | 1 | | 6 | | 39 | 11 |
| | 1988 | 407 | 1 | | 62 | 1 | | 2 | | | | 3 | | 53 | 16 |
| HERKIMER | 1989 | 5347 | 28 | | 220 | 28 | 2 | 47 | 4 | 62 | 2 | 64 | 29 | 798 | 360 |
| | 1988 | 4825 | 17 | | 99 | 29 | | 65 | | 34 | | 220 | | 743 | 320 |
| JEFFERSON | 1989 | 9090 | 20 | 4 | 359 | 100 | | 159 | 3 | 62 | 8 | 104 | 15 | 1366 | 1057 |
| | 1988 | 8595 | 33 | 5 | 353 | 56 | 1 | 135 | | 92 | 1 | 290 | | 1487 | 777 |
| KINGS | 1989 | 240675 | 1925 | 82 | 10403 | 2584 | 94 | 1515 | 132 | 737 | 631 | 2340 | 62 | 22892 | 4716 |
| | 1988 | 240567 | 2235 | 90 | 9477 | 2658 | 87 | 1395 | 127 | 826 | 728 | 2165 | 1815 | 24130 | 7185 |
| LEWIS | 1989 | 1222 | 1 | | 59 | 11 | | 30 | | 10 | 1 | 9 | | 61 | 68 |
| | 1988 | 953 | 4 | | 65 | 11 | | 20 | | 4 | | 7 | | 51 | 67 |
| LIVINGSTON | 1989 | 6404 | 9 | 1 | 307 | 40 | | 87 | 30 | 51 | | 294 | | 1385 | 419 |
| | 1988 | 5981 | 11 | 1 | 187 | 42 | | 80 | | 52 | 6 | 208 | 4 | 1501 | 466 |
| MADISON | 1989 | 5762 | 11 | 2 | 138 | 24 | 1 | 78 | | 43 | 1 | 46 | | 1068 | 384 |
| | 1988 | 5665 | 33 | 1 | 111 | 21 | | 115 | 1 | 65 | | 251 | | 984 | 375 |

* EXCEPT FORCIBLE RAPE OR PROSTITUTION

NEW YORK STATE UNIFORM CRIME REPORT
 PART II OFFENSES
 BY COUNTY
 1989-1988

| COUNTY | YEAR | PART II TOTAL | ARSON | KIDNAP PING | CONTR SUB- STANCES | DANG'S WEAP- ONS | BRIB- ERY | SEX * OF- FENSES | EXTOR- TION | FOR- GERY | PROS- TITU- TION | STOLEN PROP- ERTY | COER- CION | CRIM'L MIS- CHIEF | FRAUD |
|------------|------|------------------|-------|----------------|--------------------------|------------------------|--------------|------------------------|----------------|--------------|------------------------|-------------------------|---------------|-------------------------|-------|
| MONROE | 1989 | 60592 | 331 | 3 | 2349 | 641 | 13 | 810 | 1 | 831 | 577 | 977 | 3 | 15270 | 3250 |
| | 1988 | 55272 | 358 | 4 | 1698 | 510 | 21 | 880 | 9 | 754 | 481 | 638 | 2 | 14683 | 3174 |
| MONTGOMERY | 1989 | 3960 | 3 | | 482 | 68 | | 82 | | 36 | | 66 | 3 | 745 | 224 |
| | 1988 | 3156 | 6 | | 291 | 30 | | 38 | | 25 | 2 | 50 | | 646 | 77 |
| NASSAU | 1989 | 39843 | 134 | 24 | 2784 | 389 | 15 | 482 | 18 | 609 | 551 | 855 | 23 | 14883 | 393 |
| | 1988 | 39366 | 123 | 11 | 3026 | 518 | 20 | 465 | 5 | 555 | 466 | 1079 | 1 | 15070 | 383 |
| NEW YORK | 1989 | 256843 | 934 | 44 | 20584 | 1871 | 148 | 1208 | 140 | 799 | 6158 | 2748 | 27 | 18910 | 7660 |
| | 1988 | 293943 | 949 | 45 | 20891 | 1858 | 129 | 1163 | 124 | 783 | 7552 | 2347 | 66 | 20306 | 8012 |
| NIAGARA | 1989 | 13373 | 80 | 2 | 465 | 68 | 2 | 164 | 2 | 125 | 52 | 163 | | 3900 | 269 |
| | 1988 | 13460 | 46 | 1 | 331 | 60 | 2 | 142 | 1 | 116 | 92 | 139 | | 3828 | 213 |
| ONEIDA | 1989 | 16135 | 38 | 4 | 744 | 177 | 2 | 273 | 6 | 265 | 17 | 143 | 21 | 3291 | 1158 |
| | 1988 | 15373 | 43 | 2 | 695 | 167 | 2 | 226 | | 266 | 21 | 124 | | 3509 | 946 |
| ONONDAGA | 1989 | 29270 | 142 | 4 | 2066 | 215 | 3 | 644 | | 471 | 139 | 255 | 4 | 7234 | 716 |
| | 1988 | 28198 | 113 | 4 | 1864 | 209 | 3 | 589 | | 562 | 159 | 268 | 3 | 7224 | 927 |
| ONTARIO | 1989 | 7791 | 14 | 2 | 249 | 33 | | 135 | | 100 | 1 | 35 | | 845 | 625 |
| | 1988 | 8291 | 31 | 2 | 370 | 49 | | 105 | | 101 | | 191 | 37 | 1059 | 546 |
| ORANGE | 1989 | 28886 | 105 | 5 | 2282 | 324 | 8 | 271 | 1 | 283 | 53 | 664 | 4 | 6444 | 1231 |
| | 1988 | 28052 | 102 | 9 | 2144 | 367 | 22 | 322 | | 309 | 9 | 569 | 19 | 6412 | 928 |
| ORLEANS | 1989 | 2159 | 1 | 3 | 91 | 21 | 1 | 28 | 5 | 23 | | 207 | 1 | 329 | 64 |
| | 1988 | 2142 | 6 | 1 | 95 | 18 | | 25 | | 18 | | 200 | | 417 | 56 |
| OSWEGO | 1989 | 8870 | 86 | | 175 | 32 | | 194 | 3 | 42 | | 94 | 26 | 2066 | 569 |
| | 1988 | 8421 | 71 | | 117 | 38 | | 189 | | 74 | | 105 | 31 | 2063 | 487 |
| OTSEGO | 1989 | 5141 | 5 | 1 | 191 | 39 | | 105 | | 73 | | 106 | 2 | 848 | 354 |
| | 1988 | 5089 | 8 | | 170 | 46 | | 51 | | 37 | | 109 | 1 | 1086 | 345 |
| PUTNAM | 1989 | 8525 | 18 | 1 | 900 | 62 | 2 | 37 | 1 | 127 | 4 | 65 | | 1903 | 484 |
| | 1988 | 7876 | 26 | 2 | 438 | 40 | | 66 | 5 | 122 | 4 | 67 | | 2272 | 332 |

* EXCEPT FORCIBLE RAPE OR PROSTITUTION

NEW YORK STATE UNIFORM CRIME REPORT
PART II OFFENSES
BY COUNTY
1989-1988

| COUNTY | YEAR | PART II TOTAL | ARSON | KIDNAP PING | CONTR SUB- STANCES | DANG'S WEAP- ONS | BRIB- ERY | SEX * OF- FENSES | EXTOR- TION | FOR- GERY | PROS- TITU- TION | STOLEN PROP- ERTY | COER- CION | CRIM'L MIS- CHIEF | FRAUD |
|--------------|------|------------------|-------|----------------|--------------------------|------------------------|--------------|------------------------|----------------|--------------|------------------------|-------------------------|---------------|-------------------------|-------|
| QUEENS | 1989 | 140231 | 952 | 60 | 4612 | 935 | 52 | 1049 | 90 | 487 | 714 | 1517 | 44 | 21895 | 3259 |
| | 1988 | 155735 | 963 | 54 | 5694 | 1128 | 36 | 975 | 85 | 486 | 1173 | 1467 | 38 | 22289 | 3586 |
| RENSSELAER | 1989 | 13559 | 71 | 1 | 597 | 89 | | 320 | | 169 | | 149 | 6 | 3314 | 417 |
| | 1988 | 11710 | 41 | 2 | 560 | 69 | 27 | 165 | | 65 | 4 | 169 | 31 | 2997 | 430 |
| RICHMOND | 1989 | 28290 | 492 | 46 | 683 | 104 | 7 | 165 | 11 | 79 | 197 | 230 | 4 | 5374 | 405 |
| | 1988 | 24661 | 509 | 14 | 751 | 139 | 6 | 159 | 13 | 64 | 151 | 196 | 4 | 5993 | 402 |
| ROCKLAND | 1989 | 17121 | 28 | 2 | 898 | 114 | 7 | 123 | 4 | 71 | 6 | 271 | 3 | 4933 | 287 |
| | 1988 | 18405 | 45 | 1 | 833 | 114 | 1 | 104 | | 92 | 1 | 208 | | 4948 | 243 |
| ST. LAWRENCE | 1989 | 11038 | 31 | 6 | 346 | 82 | 3 | 133 | 6 | 134 | | 753 | | 1489 | 392 |
| | 1988 | 10813 | 17 | 1 | 377 | 58 | 2 | 119 | 4 | 118 | 31 | 696 | | 1464 | 537 |
| SARATOGA | 1989 | 14072 | 31 | 1 | 592 | 81 | 3 | 260 | 3 | 235 | | 881 | 30 | 2355 | 1130 |
| | 1988 | 13099 | 30 | 2 | 688 | 98 | 5 | 242 | | 370 | 7 | 343 | 1 | 2568 | 993 |
| SCHENECTADY | 1989 | 8635 | 39 | | 690 | 54 | 1 | 84 | | 112 | 52 | 154 | | 1346 | 467 |
| | 1988 | 7999 | 55 | 6 | 438 | 85 | 1 | 68 | 1 | 81 | 15 | 72 | 10 | 1298 | 467 |
| SCHOHARIE | 1989 | 3005 | 7 | 1 | 145 | 34 | | 60 | | 49 | | 22 | | 401 | 404 |
| | 1988 | 2580 | 5 | | 122 | 26 | | 50 | | 50 | | 24 | 5 | 356 | 303 |
| SCHUYLER | 1989 | 3801 | 3 | 3 | 38 | 7 | 2 | 48 | | 15 | | 8 | | 276 | 517 |
| | 1988 | 3042 | 4 | 4 | 53 | 4 | | 87 | | 9 | | 8 | | 246 | 183 |
| SENECA | 1989 | 5450 | 5 | | 220 | 43 | | 74 | 1 | 30 | 1 | 14 | 5 | 461 | 1033 |
| | 1988 | 4903 | 11 | 3 | 134 | 36 | | 56 | 1 | 54 | | 34 | | 666 | 832 |
| STEUBEN | 1989 | 7873 | 20 | | 451 | 88 | 4 | 153 | 1 | 114 | | 46 | 1 | 1190 | 849 |
| | 1988 | 6851 | 14 | | 251 | 49 | 1 | 80 | | 61 | | 102 | | 1150 | 760 |
| SUFFOLK | 1989 | 102048 | 298 | 10 | 3523 | 378 | 8 | 906 | 10 | 1280 | 285 | 931 | 69 | 34567 | 1071 |
| | 1988 | 106532 | 258 | 13 | 3148 | 391 | 18 | 1079 | 10 | 1107 | 206 | 895 | 34 | 36412 | 1074 |
| SULLIVAN | 1989 | 8373 | 14 | 1 | 764 | 144 | 3 | 80 | | 103 | 1 | 131 | | 808 | 204 |
| | 1988 | 7808 | 18 | 4 | 714 | 111 | 4 | 103 | | 96 | 3 | 93 | 1 | 641 | 200 |

* EXCEPT FORCIBLE RAPE OR PROSTITUTION

NEW YORK STATE UNIFORM CRIME REPORT
PART II OFFENSES
BY COUNTY
1989-1988

| COUNTY | YEAR | PART II TOTAL | ARSON | KIDNAP PING | CONTR SUB- STANCES | DANG'S WEAP- ONS | BRIB- ERY | SEX * OF- FENSES | EXTOR- TION | FOR- GERY | PROS- TITU- TION | STOLEN PROP- ERTY | COER- CION | CRIM'L MIS- CHIEF | FRAUD |
|--------------|------|------------------|-------|----------------|--------------------------|------------------------|--------------|------------------------|----------------|--------------|------------------------|-------------------------|---------------|-------------------------|-------|
| TIOGA | 1989 | 4690 | 6 | | 186 | 46 | | 194 | | 52 | | 88 | | 790 | 366 |
| | 1988 | 4846 | 9 | | 157 | 35 | 1 | 142 | | 84 | 1 | 68 | | 756 | 470 |
| TOMPKINS | 1989 | 7932 | 8 | | 346 | 60 | 1 | 92 | 3 | 220 | | 107 | | 1639 | 619 |
| | 1988 | 8649 | 13 | 1 | 271 | 71 | 1 | 121 | 2 | 325 | 3 | 139 | 2 | 1630 | 676 |
| ULSTER | 1989 | 17258 | 30 | 4 | 725 | 195 | | 146 | | 229 | 49 | 887 | 2 | 2972 | 431 |
| | 1988 | 14475 | 35 | 4 | 657 | 159 | 3 | 204 | | 303 | 11 | 1062 | 12 | 2294 | 399 |
| WARREN | 1989 | 8173 | 5 | 1 | 298 | 31 | | 80 | 1 | 66 | | 76 | | 793 | 452 |
| | 1988 | 9452 | 8 | 1 | 207 | 40 | 2 | 59 | | 51 | | 84 | | 1023 | 363 |
| WASHINGTON | 1989 | 5249 | 6 | 1 | 151 | 44 | 1 | 62 | | 92 | 19 | 132 | | 772 | 125 |
| | 1988 | 4530 | 5 | 1 | 92 | 25 | 1 | 46 | | 43 | 1 | 165 | 3 | 710 | 157 |
| WAYNE | 1989 | 9109 | 15 | 3 | 568 | 58 | 2 | 134 | | 219 | | 100 | 2 | 1320 | 824 |
| | 1988 | 8839 | 23 | 4 | 405 | 37 | 1 | 178 | | 217 | | 201 | | 1410 | 653 |
| WESTCHESTER | 1989 | 51233 | 170 | 12 | 4988 | 440 | 6 | 338 | 10 | 431 | 117 | 1958 | 57 | 16107 | 494 |
| | 1988 | 49104 | 163 | 11 | 4344 | 449 | 6 | 348 | 8 | 386 | 91 | 1859 | 24 | 15773 | 502 |
| WYOMING | 1989 | 3415 | 5 | 1 | 123 | 81 | | 74 | | 38 | | 228 | 1 | 495 | 136 |
| | 1988 | 2362 | 12 | 1 | 67 | 58 | | 64 | | 22 | 1 | 108 | 1 | 473 | 143 |
| YATES | 1989 | 1962 | 6 | | 68 | 10 | | 40 | | 4 | | 8 | 1 | 280 | 98 |
| | 1988 | 1768 | 3 | | 30 | 15 | 1 | 39 | | 7 | | 10 | | 338 | 104 |
| BRONX | 1989 | 127484 | 1101 | 67 | 8252 | 1869 | 47 | 831 | 67 | 335 | 1211 | 2616 | 61 | 12460 | 2026 |
| | 1988 | 146562 | 1272 | 49 | 8562 | 1626 | 44 | 962 | 45 | 306 | 1275 | 2186 | 67 | 14191 | 2585 |
| GRAND TOTALS | 1989 | 1569792 | 8161 | 453 | 83994 | 13652 | 466 | 15198 | 573 | 12000 | 11515 | 25846 | 564 | 265686 | 51683 |
| | 1988 | 1605472 | 8661 | 393 | 79266 | 13513 | 472 | 14452 | 458 | 11783 | 13047 | 24691 | 2273 | 271529 | 52701 |
| NYC TOTALS | 1989 | 793523 | 5404 | 299 | 44534 | 7363 | 348 | 4768 | 440 | 2437 | 8911 | 9451 | 198 | 81531 | 18066 |
| | 1988 | 861468 | 5928 | 252 | 45375 | 7409 | 302 | 4660 | 394 | 2465 | 10879 | 8361 | 1990 | 86909 | 21770 |

* EXCEPT FORCIBLE RAPE OR PROSTITUTION

NEW YORK STATE UNIFORM CRIME REPORT
PART II OFFENSES , CONTINUED
BY COUNTY
1989-1988

| COUNTY | YEAR | GAM- BLING | OFF'SES PUBLIC ORDER | EM BEZZLE MENT | SIMPLE ASSAULT | OFF'SES AGAINST FAMILY | DRIVING WHILE INTOX. | UNAUTH USE OF VEHICLE | POSS'N BURG TOOLS | LIQUOR VIOLA- TIONS | DIS'LY CON- DUCT | PUBLIC NARCOT INTOX. | LOITER ING | ALL ** OTHER OFF'SES |
|-------------|------|---------------|----------------------------|----------------------|-------------------|------------------------------|----------------------------|-----------------------------|-------------------------|---------------------------|------------------------|----------------------------|---------------|----------------------------|
| ALBANY | 1989 | 7 | 71 | 8 | 2744 | 172 | 2359 | 231 | 14 | 84 | 1629 | | 111 | 5336 |
| | 1988 | 6 | 97 | 30 | 2624 | 126 | 2143 | 195 | 14 | 33 | 1429 | | 57 | 4341 |
| ALLEGANY | 1989 | | 49 | 6 | 105 | 103 | 319 | 34 | 1 | 18 | 377 | | 1 | 1026 |
| | 1988 | 3 | 15 | 3 | 181 | 37 | 292 | 36 | | 7 | 414 | | 1 | 829 |
| BROOME | 1989 | 11 | 20 | 9 | 1898 | 280 | 785 | 152 | 4 | 25 | 2781 | 4 | 78 | 4897 |
| | 1988 | 2 | 101 | 5 | 2055 | 359 | 843 | 175 | 5 | 94 | 2484 | | 1 | 4885 |
| CATTARAUGUS | 1989 | | 118 | 4 | 446 | 108 | 1015 | 70 | 1 | 5 | 724 | | 2 | 2697 |
| | 1988 | 2 | 64 | 1 | 394 | 115 | 1034 | 88 | 6 | 14 | 591 | | | 2106 |
| CAYUGA | 1989 | 3 | 23 | 18 | 778 | 179 | 387 | 69 | 1 | 9 | 690 | 1 | 1 | 1639 |
| | 1988 | 2 | 20 | 5 | 345 | 127 | 253 | 54 | 1 | 23 | 1248 | 1 | 1 | 1561 |
| CHAUTAUQUA | 1989 | 22 | 146 | 6 | 981 | 230 | 1211 | 99 | 3 | 88 | 2266 | | 57 | 3618 |
| | 1988 | 27 | 213 | 10 | 879 | 198 | 1096 | 115 | 4 | 76 | 1990 | | 18 | 3286 |
| CHEMUNG | 1989 | 2 | 13 | 8 | 1245 | 263 | 455 | 37 | 10 | 20 | 1915 | 14 | 8 | 1934 |
| | 1988 | | 17 | 8 | 1086 | 149 | 464 | 39 | 7 | 18 | 1983 | 1 | 4 | 1641 |
| CHENANGO | 1989 | 2 | 84 | 15 | 189 | 135 | 379 | 40 | | 12 | 1056 | 1 | 8 | 2033 |
| | 1988 | | 31 | | 141 | 137 | 436 | 51 | | 12 | 997 | | | 1912 |
| CLINTON | 1989 | 2 | 157 | 2 | 218 | 247 | 710 | 75 | 1 | 24 | 1011 | 35 | 219 | 3752 |
| | 1988 | | 11 | 6 | 332 | 286 | 698 | 71 | 3 | 12 | 1018 | | 2 | 3974 |
| COLUMBIA | 1989 | 5 | 11 | 2 | 732 | 132 | 453 | 30 | 2 | 22 | 632 | 9 | | 4443 |
| | 1988 | 3 | 9 | 4 | 552 | 138 | 366 | 53 | 1 | 6 | 552 | 2 | 1 | 3747 |
| CORTLAND | 1989 | | 214 | 5 | 586 | 346 | 399 | 16 | | 59 | 1546 | 6 | 8 | 2244 |
| | 1988 | 2 | 153 | 3 | 501 | 342 | 436 | 20 | 1 | 75 | 1645 | 13 | 1 | 2111 |
| DELAWARE | 1989 | | 148 | 8 | 238 | 47 | 410 | 40 | | 41 | 705 | | 1 | 1356 |
| | 1988 | 1 | 30 | 5 | 190 | 61 | 364 | 40 | 1 | 15 | 519 | 9 | | 1116 |
| DUTCHESS | 1989 | 5 | 85 | 90 | 2520 | 817 | 2015 | 208 | 15 | 49 | 3149 | 17 | 279 | 8945 |
| | 1988 | 5 | 212 | 11 | 2192 | 592 | 1798 | 187 | 26 | 80 | 3138 | 11 | 152 | 8200 |

** EXCEPT TRAFFIC

NEW YORK STATE UNIFORM CRIME REPORT
PART II OFFENSES , CONTINUED
BY COUNTY
1989-1988

| COUNTY | YEAR | GAM- BLING | OFF'SES PUBLIC ORDER | EM BEZZLE MENT | OFF'SES SIMPLE ASSAULT | OFF'SES AGAINST FAMILY | DRIVING WHILE INTOX. | UNAUTH USE OF VEHICLE | POSS'N BURG TOOLS | LIQUOR VIOLA- TIONS | DIS'LY CON- DUCT | PUBLIC NARCOT INTOX. | LOITER ING | ALL ** OTHER OFF'SES |
|------------|------|---------------|----------------------------|----------------------|------------------------------|------------------------------|----------------------------|-----------------------------|-------------------------|---------------------------|------------------------|----------------------------|---------------|----------------------------|
| ERIE | 1989 | 52 | 230 | 18 | 6166 | 470 | 4248 | 198 | 47 | 58 | 3168 | 3 | 14 | 12721 |
| | 1988 | 76 | 234 | 11 | 5328 | 387 | 4210 | 227 | 35 | 118 | 2852 | | 26 | 12218 |
| ESSEX | 1989 | | 21 | 2 | 178 | 71 | 292 | 27 | | 6 | 400 | | 1 | 862 |
| | 1988 | 2 | 6 | 1 | 135 | 34 | 326 | 23 | | 5 | 281 | | | 779 |
| FRANKLIN | 1989 | 10 | 13 | 8 | 227 | 92 | 488 | 33 | | 6 | 873 | | | 1168 |
| | 1988 | 3 | 72 | | 132 | 33 | 443 | 15 | 1 | 28 | 868 | | 1 | 1458 |
| FULTON | 1989 | 1 | 64 | | 514 | 548 | 388 | 44 | | 27 | 3919 | 127 | 4 | 1354 |
| | 1988 | | 169 | 3 | 368 | 385 | 318 | 51 | 1 | 29 | 3191 | | 6 | 1224 |
| GENESEE | 1989 | 4 | 8 | 1 | 207 | 42 | 488 | 41 | 1 | 11 | 391 | | | 860 |
| | 1988 | | 38 | 1 | 168 | 33 | 508 | 60 | | 38 | 399 | | | 1192 |
| GREENE | 1989 | 21 | 30 | 10 | 368 | 58 | 440 | 36 | 2 | 14 | 1163 | 1 | 5 | 1296 |
| | 1988 | 2 | 67 | 7 | 316 | 43 | 453 | 25 | 2 | 8 | 1016 | 1 | 11 | 1299 |
| HAMILTON | 1989 | | 4 | 1 | 9 | 9 | 79 | 4 | | | 33 | | | 161 |
| | 1988 | | 8 | | 13 | 13 | 72 | 3 | | 1 | 49 | | | 110 |
| HERKIMER | 1989 | 1 | 153 | 3 | 182 | 81 | 547 | 49 | 2 | 18 | 845 | | 1 | 1821 |
| | 1988 | | 105 | 5 | 215 | 59 | 505 | 48 | 1 | 29 | 842 | 1 | | 1488 |
| JEFFERSON | 1989 | | 201 | 5 | 697 | 338 | 846 | 80 | 2 | 9 | 1373 | 1 | 33 | 2248 |
| | 1988 | | 185 | 2 | 742 | 106 | 869 | 84 | 3 | 16 | 1319 | | 1 | 2038 |
| KINGS | 1989 | 168 | 8 | 174 | 31867 | 114 | 1954 | 1221 | 224 | 1744 | 51506 | | 225 | 103357 |
| | 1988 | 217 | 14 | 187 | 33933 | 126 | 2307 | 1188 | 328 | 1848 | 57256 | 2 | 328 | 89915 |
| LEWIS | 1989 | | 9 | | 82 | 33 | 170 | 2 | | 9 | 107 | | 1 | 559 |
| | 1988 | | 6 | | 76 | 33 | 143 | 4 | | 6 | 73 | 5 | | 378 |
| LIVINGSTON | 1989 | | 178 | 1 | 223 | 64 | 507 | 70 | 2 | 13 | 1017 | | | 1706 |
| | 1988 | | 141 | | 215 | 50 | 467 | 58 | 3 | 12 | 944 | 1 | 5 | 1527 |
| MADISON | 1989 | 3 | 7 | 3 | 401 | 135 | 516 | 48 | 1 | 31 | 934 | | 1 | 1886 |
| | 1988 | 4 | 8 | | 407 | 147 | 420 | 56 | 1 | 16 | 713 | | 1 | 1935 |

** EXCEPT TRAFFIC

NEW YORK STATE UNIFORM CRIME REPORT
PART II OFFENSES , CONTINUED
BY COUNTY
1989-1988

| COUNTY | YEAR | GAM- BLING | OFF'SES PUBLIC ORDER | EM BEZZLE MENT | OFF'SES SIMPLE ASSAULT | AGAINST FAMILY | DRIVING WHILE INTOX. | UNAUTH USE OF VEHICLE | POSS'N BURG TOOLS | LIQUOR VIOLA- TIONS | DIS'LY CON- DUCT | PUBLIC NARCOT INTOX. | LOITER ING | ALL ** OTHER OFF'SES |
|------------|------|---------------|----------------------------|----------------------|------------------------------|-------------------|----------------------------|-----------------------------|-------------------------|---------------------------|------------------------|----------------------------|---------------|----------------------------|
| MONROE | 1989 | 16 | 7 | 54 | 13446 | 324 | 2628 | 476 | 60 | 64 | 4958 | 14 | 32 | 13457 |
| | 1988 | 12 | 94 | 27 | 11608 | 275 | 2772 | 256 | 42 | 72 | 4924 | 2 | 67 | 11909 |
| MONTGOMERY | 1989 | 2 | 48 | 3 | 351 | 44 | 530 | 30 | 4 | 10 | 374 | | 1 | 854 |
| | 1988 | 5 | 45 | | 228 | 32 | 527 | 32 | | 20 | 299 | | 1 | 802 |
| NASSAU | 1989 | 45 | 311 | 6 | 2814 | 522 | 5705 | 282 | 44 | 38 | 1722 | 11 | 94 | 7089 |
| | 1988 | 32 | 51 | 11 | 2747 | 247 | 5407 | 254 | 36 | 47 | 1835 | 11 | 195 | 6771 |
| NEW YORK | 1989 | 361 | 1620 | 400 | 23013 | 83 | 1296 | 662 | 808 | 1878 | 33194 | 3 | 1356 | 130938 |
| | 1988 | 614 | 307 | 422 | 24318 | 122 | 1590 | 791 | 1380 | 2676 | 39340 | 2 | 2242 | 155914 |
| NIAGARA | 1989 | 2 | 58 | 7 | 1236 | 63 | 1239 | 34 | 2 | 19 | 1533 | 5 | 68 | 3815 |
| | 1988 | 8 | 1339 | 13 | 1117 | 81 | 1238 | 67 | 1 | 48 | 1692 | 7 | 5 | 2873 |
| ONEIDA | 1989 | 6 | 64 | 15 | 1461 | 274 | 1356 | 78 | 4 | 82 | 1251 | 4 | 22 | 5379 |
| | 1988 | 49 | 79 | 22 | 1522 | 148 | 1147 | 103 | 1 | 62 | 1214 | 3 | 21 | 5001 |
| ONONDAGA | 1989 | 42 | 147 | 18 | 3074 | 117 | 2578 | 414 | 3 | 125 | 3359 | | 132 | 7368 |
| | 1988 | 77 | 117 | 18 | 3294 | 128 | 2282 | 277 | 7 | 52 | 3183 | 22 | 90 | 6726 |
| ONTARIO | 1989 | 1 | 6 | 4 | 203 | 121 | 850 | 38 | 9 | 28 | 2615 | 20 | | 1857 |
| | 1988 | 1 | 67 | 2 | 270 | 162 | 941 | 70 | 1 | 12 | 1998 | 6 | 2 | 2268 |
| ORANGE | 1989 | 16 | 627 | 10 | 3156 | 572 | 2224 | 205 | 24 | 78 | 3150 | 1 | 50 | 7098 |
| | 1988 | 11 | 700 | 18 | 2856 | 454 | 2171 | 244 | 18 | 40 | 3185 | | 33 | 7110 |
| ORLEANS | 1989 | | 10 | 1 | 221 | 24 | 291 | 20 | 1 | 3 | 135 | | | 679 |
| | 1988 | 3 | 25 | 2 | 199 | 34 | 229 | 17 | | 4 | 137 | | 1 | 655 |
| OSWEGO | 1989 | 7 | 1 | 11 | 1132 | 236 | 956 | 67 | 1 | 123 | 756 | | 2 | 2291 |
| | 1988 | 9 | 4 | 25 | 1213 | 188 | 845 | 120 | 3 | 28 | 664 | | 1 | 2146 |
| OTSEGO | 1989 | 2 | 72 | 3 | 324 | 97 | 554 | 18 | | 43 | 750 | | 42 | 1512 |
| | 1988 | | 2 | 1 | 372 | 57 | 549 | 36 | 3 | 16 | 650 | | 54 | 1496 |
| PUTNAM | 1989 | 1 | 202 | 3 | 314 | 95 | 614 | 38 | 4 | 7 | 1035 | | 73 | 2535 |
| | 1988 | | 62 | 9 | 265 | 90 | 664 | 39 | 3 | 11 | 1213 | | 48 | 2098 |

** EXCEPT TRAFFIC

NEW YORK STATE UNIFORM CRIME REPORT
PART II OFFENSES , CONTINUED
BY COUNTY
1989-1988

| COUNTY | YEAR | GAM- BLING | OFF'SES PUBLIC ORDER | EM BEZZLE MENT | SIMPLE ASSAULT | OFF'SES AGAINST FAMILY | DRIVING WHILE INTOX. | UNAUTH USE OF VEHICLE | POSS'N BURG TOOLS | LIQUOR VIOLA- TIONS | DIS'LY CON- DUCT | PUBLIC NARCOT INTOX. | LOITER ING | ALL ** OTHER OFF'SES |
|--------------|------|---------------|----------------------------|----------------------|-------------------|------------------------------|----------------------------|-----------------------------|-------------------------|---------------------------|------------------------|----------------------------|---------------|----------------------------|
| QUEENS | 1989 | 135 | 326 | 155 | 20383 | 63 | 1637 | 1142 | 261 | 6332 | 24655 | 2 | 4228 | 45246 |
| | 1988 | 188 | 99 | 177 | 20934 | 55 | 1891 | 1224 | 379 | 6035 | 28249 | | 2929 | 55601 |
| RENSSELAER | 1989 | 8 | 380 | 5 | 1089 | 260 | 1328 | 112 | 1 | 14 | 825 | 4 | 4 | 4396 |
| | 1988 | 1 | 337 | 5 | 963 | 254 | 1209 | 48 | 6 | 21 | 754 | 2 | 4 | 3546 |
| RICHMOND | 1989 | 6 | 1 | 19 | 4237 | 8 | 571 | 286 | 36 | 1083 | 6057 | | 99 | 8090 |
| | 1988 | 13 | 3 | 337 | 3579 | 14 | 594 | 266 | 39 | 936 | 6393 | | 10 | 4076 |
| ROCKLAND | 1989 | 14 | 1052 | | 1211 | 589 | 998 | 225 | 10 | 58 | 2271 | 2 | 61 | 3883 |
| | 1988 | 19 | 1156 | 4 | 1081 | 693 | 1013 | 221 | 11 | 87 | 2363 | 5 | 7 | 5155 |
| ST. LAWRENCE | 1989 | 3 | 2 | 47 | 722 | 191 | 785 | 72 | 8 | 17 | 2635 | 4 | 1 | 3176 |
| | 1988 | 3 | 5 | 2 | 442 | 133 | 956 | 122 | 75 | 47 | 2422 | | 1 | 3181 |
| SARATOGA | 1989 | 9 | 77 | 10 | 367 | 205 | 1639 | 117 | 4 | 85 | 1693 | 55 | 103 | 4106 |
| | 1988 | 4 | 120 | 22 | 526 | 280 | 1470 | 93 | 4 | 52 | 1846 | 1 | 75 | 3259 |
| SCHENECTADY | 1989 | 1 | 14 | 3 | 484 | 232 | 817 | 294 | 1 | 3 | 1924 | 4 | 20 | 1839 |
| | 1988 | 6 | 42 | 1 | 369 | 251 | 953 | 313 | 2 | 4 | 1964 | 1 | 3 | 1493 |
| SCHOHARIE | 1989 | 2 | 39 | 1 | 260 | 29 | 352 | 23 | 1 | 9 | 295 | | 2 | 869 |
| | 1988 | | 87 | 1 | 196 | 64 | 221 | 22 | | 14 | 271 | | | 763 |
| SCHUYLER | 1989 | | 1 | 2 | 142 | 28 | 153 | 23 | | 43 | 416 | | | 2076 |
| | 1988 | | 36 | 20 | 102 | 48 | 104 | 24 | 1 | 27 | 257 | 2 | | 1823 |
| SENECA | 1989 | 3 | 17 | 17 | 89 | 73 | 362 | 14 | 1 | 29 | 692 | 4 | 10 | 2252 |
| | 1988 | | 22 | | 66 | 30 | 295 | 6 | | 24 | 648 | | 37 | 1948 |
| STEBEN | 1989 | 30 | 45 | 13 | 893 | 132 | 598 | 62 | 3 | 12 | 995 | 2 | 3 | 2168 |
| | 1988 | | 49 | 3 | 853 | 83 | 555 | 54 | 1 | 26 | 814 | | 3 | 1942 |
| SUFFOLK | 1989 | 7 | 154 | 19 | 5823 | 136 | 7083 | 1145 | 29 | 44 | 17423 | 4 | 487 | 26358 |
| | 1988 | 10 | 258 | 24 | 6052 | 108 | 8444 | 1292 | 34 | 68 | 17598 | 9 | 462 | 27528 |
| SULLIVAN | 1989 | 5 | 151 | 14 | 337 | 39 | 964 | 80 | 9 | 10 | 963 | | 22 | 3526 |
| | 1988 | 1 | 337 | 9 | 296 | 63 | 864 | 32 | 11 | 15 | 636 | | 6 | 3550 |

** EXCEPT TRAFFIC

NEW YORK STATE UNIFORM CRIME REPORT
 PART II OFFENSES , CONTINUED
 BY COUNTY
 1989-1988

| COUNTY | YEAR | GAM- BLING | OFF'SES PUBLIC ORDER | EM BEZZLE MENT | SIMPLE ASSAULT | OFF'SES AGAINST FAMILY | DRIVING WHILE INTOX. | UNAUTH USE OF VEHICLE | POSS'N BURG TOOLS | LIQUOR VIOLA- TIONS | DIS'LY CON- DUCT | PUBLIC NARCOT INTOX. | LOITER ING | ALL ** OTHER OFF'SES |
|--------------|------|---------------|----------------------------|----------------------|-------------------|------------------------------|----------------------------|-----------------------------|-------------------------|---------------------------|------------------------|----------------------------|---------------|----------------------------|
| TIOGA | 1989 | | 90 | 2 | 164 | 184 | 332 | 40 | | 22 | 617 | | 3 | 1508 |
| | 1988 | 1 | 46 | 4 | 175 | 202 | 421 | 37 | | 18 | 787 | | 5 | 1427 |
| TOMPKINS | 1989 | 1 | 1 | 4 | 247 | 159 | 588 | 58 | 5 | 30 | 1751 | 7 | 1 | 1985 |
| | 1988 | 1 | 3 | 3 | 267 | 141 | 536 | 74 | | 25 | 2032 | 10 | 2 | 2300 |
| ULSTER | 1989 | 5 | 306 | 10 | 959 | 194 | 1467 | 132 | 11 | 43 | 2010 | 42 | 97 | 6312 |
| | 1988 | 10 | 290 | 8 | 935 | 312 | 1209 | 170 | 9 | 72 | 1451 | 3 | 39 | 4824 |
| WARREN | 1989 | 1 | | 1 | 332 | 256 | 705 | 20 | 4 | 3 | 512 | | 3 | 4533 |
| | 1988 | 10 | 8 | | 380 | 128 | 698 | 26 | 4 | 7 | 571 | | | 5782 |
| WASHINGTON | 1989 | 2 | 61 | 1 | 281 | 39 | 646 | 49 | 5 | 14 | 892 | | | 1854 |
| | 1988 | 4 | 109 | 2 | 232 | 55 | 576 | 31 | 3 | 19 | 740 | | | 1510 |
| WAYNE | 1989 | 8 | 117 | 3 | 731 | 159 | 815 | 65 | 1 | 21 | 880 | 3 | 13 | 3048 |
| | 1988 | 4 | 99 | 8 | 636 | 257 | 796 | 66 | 2 | 27 | 850 | | | 2965 |
| WESTCHESTER | 1989 | 132 | 1827 | 10 | 3379 | 1115 | 3629 | 470 | 124 | 100 | 5637 | 122 | 304 | 9256 |
| | 1988 | 37 | 1715 | 5 | 2956 | 957 | 3208 | 543 | 70 | 220 | 5421 | 27 | 439 | 9542 |
| WYOMING | 1989 | | 26 | 1 | 193 | 69 | 312 | 20 | 1 | 25 | 321 | 25 | 5 | 1235 |
| | 1988 | | 32 | | 119 | 29 | 353 | 24 | | 9 | 236 | | 5 | 605 |
| YATES | 1989 | | 3 | 1 | 88 | 26 | 126 | 9 | | 20 | 156 | 11 | 1 | 1006 |
| | 1988 | | 15 | | 70 | 28 | 99 | 18 | 1 | 11 | 154 | | | 825 |
| BRONX | 1989 | 215 | 12 | 136 | 20341 | 94 | 1435 | 776 | 194 | 393 | 25480 | 1 | 270 | 47194 |
| | 1988 | 605 | 27 | 106 | 21796 | 124 | 1308 | 783 | 257 | 818 | 28776 | 1 | 671 | 58114 |
| GRAND TOTALS | 1989 | 1407 | 9940 | 1416 | 167298 | 11966 | 70023 | 10550 | 2006 | 13310 | 238142 | 569 | 8667 | 544707 |
| | 1988 | 2095 | 9813 | 1619 | 166554 | 10443 | 69399 | 10761 | 2848 | 14289 | 253378 | 161 | 8075 | 562798 |
| NYC TOTALS | 1989 | 885 | 1967 | 884 | 99841 | 362 | 6893 | 4087 | 1523 | 11430 | 140892 | 6 | 6178 | 334825 |
| | 1988 | 1637 | 450 | 1229 | 104560 | 441 | 7690 | 4252 | 2383 | 12313 | 160014 | 5 | 6180 | 363620 |

** EXCEPT TRAFFIC

NEW YORK STATE UNIFORM CRIME REPORT
 BREAKDOWN SELECTED OFFENSES
 BY COUNTY
 1989-1988

CONTROLLED SUBSTANCES

| COUNTY | YEAR | / SALE/MANUFACTURE / | | | | | | / USE/POSSESSION / | | | | |
|-------------|------|---------------------------|-------------------------------|----------------------------|-----------|------------------------|-----------------------------|-----------------------------|----------------------------|-----------|------------------------|-----------------------------|
| | | TOTAL DRUG OFFENSES | SALE/ MANUFACTURE TOTAL | OPIUM COCAINE DERIV. | MARIJUANA | SYNTHETIC NARCOTICS | OTHER DANGEROUS DRUGS | USE/ POSSESSION TOTAL | OPIUM COCAINE DERIV. | MARIJUANA | SYNTHETIC NARCOTICS | OTHER DANGEROUS DRUGS |
| ALBANY | 1989 | 1698 | 264 | 217 | 36 | 1 | 10 | 1434 | 580 | 794 | 19 | 41 |
| | 1988 | 1349 | 181 | 131 | 39 | 5 | 6 | 1168 | 495 | 623 | 19 | 31 |
| ALLEGANY | 1989 | 123 | 37 | 6 | 19 | | 12 | 86 | 10 | 59 | | 17 |
| | 1988 | 61 | 6 | | 6 | | | 55 | 3 | 51 | | 1 |
| BROOME | 1989 | 707 | 82 | 63 | 12 | 1 | 6 | 625 | 193 | 339 | 9 | 84 |
| | 1988 | 587 | 88 | 37 | 44 | 2 | 5 | 499 | 136 | 311 | 6 | 46 |
| CATTARAUGUS | 1989 | 314 | 43 | 18 | 23 | 2 | | 271 | 28 | 230 | 7 | 6 |
| | 1988 | 202 | 16 | 8 | 8 | | | 186 | 60 | 123 | | 3 |
| CAYUGA | 1989 | 154 | 30 | 9 | 19 | 1 | 1 | 124 | 12 | 109 | 2 | 1 |
| | 1988 | 149 | 42 | 20 | 21 | | 1 | 107 | 20 | 85 | 1 | 1 |
| CHAUTAUQUA | 1989 | 567 | 133 | 104 | 16 | 11 | 2 | 434 | 132 | 289 | 9 | 4 |
| | 1988 | 370 | 97 | 78 | 14 | 2 | 3 | 273 | 74 | 187 | 6 | 6 |
| CHEMUNG | 1989 | 245 | 77 | 56 | 11 | 6 | 4 | 168 | 47 | 103 | 11 | 7 |
| | 1988 | 141 | 47 | 34 | 9 | 2 | 2 | 94 | 11 | 77 | 3 | 3 |
| CHENANGO | 1989 | 86 | 14 | 4 | 9 | | 1 | 72 | 7 | 65 | | |
| | 1988 | 100 | 8 | 1 | 7 | | | 92 | 8 | 84 | | |
| CLINTON | 1989 | 582 | 58 | 38 | 17 | | 3 | 524 | 73 | 401 | 33 | 17 |
| | 1988 | 555 | 27 | 8 | 13 | 3 | 3 | 528 | 110 | 382 | 16 | 20 |
| COLUMBIA | 1989 | 498 | 55 | 42 | 12 | 1 | | 443 | 107 | 323 | 9 | 4 |
| | 1988 | 357 | 103 | 57 | 44 | 1 | 1 | 254 | 81 | 158 | 7 | 8 |
| CORTLAND | 1989 | 112 | 36 | 8 | 18 | | 10 | 76 | 14 | 50 | 3 | 9 |
| | 1988 | 96 | 16 | 5 | 5 | 1 | 5 | 80 | 10 | 59 | 8 | 3 |
| DELAWARE | 1989 | 116 | 15 | 5 | 9 | | 1 | 101 | 9 | 88 | 1 | 3 |
| | 1988 | 146 | 21 | 4 | 13 | 3 | 1 | 125 | 15 | 104 | 5 | 1 |
| DUTCHESS | 1989 | 1397 | 151 | 121 | 25 | 1 | 4 | 1246 | 523 | 648 | 29 | 46 |
| | 1988 | 1373 | 176 | 123 | 40 | 4 | 9 | 1197 | 517 | 594 | 25 | 61 |

NEW YORK STATE UNIFORM CRIME REPORT
 BREAKDOWN SELECTED OFFENSES
 BY COUNTY
 1989-1988

CONTROLLED SUBSTANCES

| COUNTY | YEAR | TOTAL DRUG OFFENSES | SALE/MANUFACTURE | | | | | USE/POSSESSION | | | | |
|------------|------|---------------------------|-------------------------------|----------------------------|-----------|------------------------|-----------------------------|-----------------------------|----------------------------|-----------|------------------------|-----------------------------|
| | | | SALE/ MANUFACTURE TOTAL | OPIUM COCAINE DERIV. | MARIJUANA | SYNTHETIC NARCOTICS | OTHER DANGEROUS DRUGS | USE/ POSSESSION TOTAL | OPIUM COCAINE DERIV. | MARIJUANA | SYNTHETIC NARCOTICS | OTHER DANGEROUS DRUGS |
| ERIE | 1989 | 2175 | 318 | 206 | 87 | 16 | 9 | 1857 | 985 | 789 | 70 | 13 |
| | 1988 | 1778 | 231 | 138 | 73 | 18 | 2 | 1547 | 783 | 687 | 62 | 15 |
| ESSEX | 1989 | 123 | 26 | 2 | 24 | | | 97 | 12 | 75 | 6 | 4 |
| | 1988 | 121 | 22 | 9 | 13 | | | 99 | 22 | 74 | 1 | 2 |
| FRANKLIN | 1989 | 313 | 42 | 9 | 31 | | 2 | 271 | 32 | 221 | 4 | 14 |
| | 1988 | 244 | 37 | 10 | 27 | | | 207 | 20 | 184 | | 3 |
| FULTON | 1989 | 77 | 8 | 1 | 3 | | 4 | 69 | 1 | 63 | | 5 |
| | 1988 | 159 | 35 | 22 | 9 | 4 | | 124 | 28 | 82 | 5 | 9 |
| GENESEE | 1989 | 348 | 47 | 22 | 21 | 2 | 2 | 301 | 57 | 228 | 10 | 6 |
| | 1988 | 198 | 26 | 9 | 17 | | | 172 | 23 | 137 | 9 | 3 |
| GREENE | 1989 | 197 | 15 | 6 | 9 | | | 182 | 28 | 147 | 4 | 3 |
| | 1988 | 241 | 36 | 18 | 17 | | 1 | 205 | 39 | 159 | 4 | 3 |
| HAMILTON | 1989 | 50 | 8 | 1 | 7 | | | 42 | 3 | 37 | 1 | 1 |
| | 1988 | 62 | 6 | | 5 | 1 | | 56 | 1 | 54 | 1 | |
| HERKIMER | 1989 | 220 | 80 | 57 | 17 | 1 | 5 | 140 | 12 | 124 | 1 | 3 |
| | 1988 | 99 | 22 | 12 | 8 | 2 | | 77 | 23 | 50 | 1 | 3 |
| JEFFERSON | 1989 | 359 | 72 | 23 | 45 | 1 | 3 | 287 | 22 | 250 | 6 | 9 |
| | 1988 | 353 | 96 | 39 | 53 | 4 | | 257 | 30 | 210 | 6 | 11 |
| KINGS | 1989 | 10403 | 3155 | 132 | 8 | | 3015 | 7248 | 1132 | 83 | 10 | 6023 |
| | 1988 | 9477 | 2731 | 133 | 6 | | 2592 | 6746 | 991 | 148 | 9 | 5598 |
| LEWIS | 1989 | 59 | 11 | | 11 | | | 48 | 3 | 45 | | |
| | 1988 | 65 | 4 | | 3 | 1 | | 61 | 6 | 54 | | 1 |
| LIVINGSTON | 1989 | 307 | 40 | 8 | 32 | | | 267 | 34 | 226 | 5 | 2 |
| | 1988 | 187 | 29 | 3 | 25 | | 1 | 158 | 19 | 126 | 5 | 8 |
| MADISON | 1989 | 138 | 27 | 11 | 15 | 1 | | 111 | 14 | 90 | 2 | 5 |
| | 1988 | 111 | 14 | 3 | 10 | | 1 | 97 | 10 | 81 | 2 | 4 |

NEW YORK STATE UNIFORM CRIME REPORT
 BREAKDOWN SELECTED OFFENSES
 BY COUNTY
 1989-1988

CONTROLLED SUBSTANCES

| COUNTY | YEAR | SALE/MANUFACTURE | | | | | | USE/POSSESSION | | | | |
|------------|------|---------------------------|-------------------------------|----------------------------|-----------|------------------------|-----------------------------|-----------------------------|----------------------------|-----------|------------------------|-----------------------------|
| | | TOTAL DRUG OFFENSES | SALE/ MANUFACTURE TOTAL | OPIUM COCAINE DERIV. | MARIJUANA | SYNTHETIC NARCOTICS | OTHER DANGEROUS DRUGS | USE/ POSSESSION TOTAL | OPIUM COCAINE DERIV. | MARIJUANA | SYNTHETIC NARCOTICS | OTHER DANGEROUS DRUGS |
| MONROE | 1989 | 2349 | 414 | 335 | 76 | | 3 | 1935 | 1167 | 756 | 7 | 5 |
| | 1988 | 1698 | 238 | 163 | 66 | 1 | 8 | 1460 | 690 | 743 | 7 | 20 |
| MONTGOMERY | 1989 | 482 | 89 | 85 | 2 | | 2 | 393 | 117 | 259 | 3 | 14 |
| | 1988 | 291 | 51 | 41 | 7 | 1 | 2 | 240 | 64 | 148 | 9 | 19 |
| NASSAU | 1989 | 2784 | 1036 | 913 | 47 | 13 | 63 | 1748 | 1236 | 380 | 38 | 94 |
| | 1988 | 3026 | 1066 | 908 | 116 | 6 | 36 | 1960 | 1207 | 597 | 43 | 113 |
| NEW YORK | 1989 | 20584 | 3427 | 245 | 22 | 6 | 3154 | 17157 | 3805 | 357 | 18 | 12977 |
| | 1988 | 20891 | 3062 | 254 | 23 | 11 | 2774 | 17829 | 3265 | 371 | 44 | 14149 |
| NIAGARA | 1989 | 465 | 104 | 54 | 46 | 4 | | 361 | 169 | 168 | 11 | 13 |
| | 1988 | 331 | 27 | 11 | 15 | | 1 | 304 | 107 | 173 | 14 | 10 |
| ONEIDA | 1989 | 744 | 111 | 85 | 23 | 3 | | 633 | 139 | 474 | 13 | 7 |
| | 1988 | 695 | 87 | 64 | 23 | | | 608 | 141 | 455 | 3 | 9 |
| ONONDAGA | 1989 | 2066 | 265 | 123 | 91 | 8 | 43 | 1801 | 616 | 1113 | 15 | 57 |
| | 1988 | 1864 | 600 | 290 | 277 | 5 | 28 | 1264 | 460 | 747 | 7 | 50 |
| ONTARIO | 1989 | 249 | 66 | 36 | 26 | 2 | 2 | 183 | 47 | 127 | 4 | 5 |
| | 1988 | 370 | 102 | 56 | 31 | 5 | 10 | 268 | 47 | 202 | 5 | 14 |
| ORANGE | 1989 | 2282 | 249 | 214 | 25 | 6 | 4 | 2033 | 1035 | 920 | 30 | 48 |
| | 1988 | 2144 | 298 | 215 | 64 | 15 | 4 | 1846 | 1003 | 730 | 57 | 56 |
| ORLEANS | 1989 | 91 | 20 | 14 | 6 | | | 71 | 8 | 58 | | 5 |
| | 1988 | 95 | 15 | 11 | 3 | 1 | | 80 | 12 | 64 | 2 | 2 |
| OSWEGO | 1989 | 175 | 28 | 13 | 11 | 3 | 1 | 147 | 17 | 129 | | 1 |
| | 1988 | 117 | 26 | 13 | 13 | | | 91 | 11 | 78 | | 2 |
| OTSEGO | 1989 | 191 | 51 | 18 | 30 | 2 | 1 | 140 | 19 | 108 | 8 | 5 |
| | 1988 | 170 | 14 | 3 | 10 | 1 | | 156 | 16 | 129 | 6 | 5 |
| PUTNAM | 1989 | 900 | 317 | 219 | 93 | 1 | 4 | 583 | 280 | 284 | 8 | 11 |
| | 1988 | 438 | 169 | 143 | 11 | 1 | 14 | 269 | 177 | 84 | 4 | 4 |

NEW YORK STATE UNIFORM CRIME REPORT
 BREAKDOWN SELECTED OFFENSES
 BY COUNTY
 1989-1988

CONTROLLED SUBSTANCES

| COUNTY | YEAR | SALE/MANUFACTURE | | | | | | USE/POSSESSION | | | | |
|--------------|------|---------------------------|-------------------------------|----------------------------|-----------|------------------------|-----------------------------|-----------------------------|----------------------------|-----------|------------------------|-----------------------------|
| | | TOTAL DRUG OFFENSES | SALE/ MANUFACTURE TOTAL | OPIUM COCAINE DERIV. | MARIJUANA | SYNTHETIC NARCOTICS | OTHER DANGEROUS DRUGS | USE/ POSSESSION TOTAL | OPIUM COCAINE DERIV. | MARIJUANA | SYNTHETIC NARCOTICS | OTHER DANGEROUS DRUGS |
| QUEENS | 1989 | 4612 | 1338 | 161 | 14 | 1 | 1162 | 3274 | 472 | 161 | 4 | 2637 |
| | 1988 | 5694 | 1526 | 84 | 8 | 2 | 1432 | 4168 | 416 | 219 | 8 | 3525 |
| RENSSELAER | 1989 | 597 | 102 | 74 | 26 | 2 | | 495 | 132 | 354 | 2 | 7 |
| | 1988 | 560 | 105 | 86 | 17 | 1 | 1 | 455 | 132 | 305 | 5 | 13 |
| RICHMOND | 1989 | 683 | 54 | 14 | | | 40 | 629 | 74 | 13 | | 542 |
| | 1988 | 751 | 91 | 33 | | | 58 | 660 | 76 | 7 | 3 | 574 |
| ROCKLAND | 1989 | 898 | 121 | 79 | 40 | | 2 | 777 | 438 | 310 | 7 | 22 |
| | 1988 | 833 | 116 | 83 | 31 | 1 | 1 | 717 | 444 | 263 | 4 | 6 |
| ST. LAWRENCE | 1989 | 346 | 31 | 7 | 21 | | 3 | 315 | 35 | 252 | 4 | 24 |
| | 1988 | 377 | 43 | 7 | 30 | 1 | 5 | 334 | 34 | 255 | 7 | 38 |
| SARATOGA | 1989 | 592 | 133 | 82 | 46 | 3 | 2 | 459 | 80 | 367 | 8 | 4 |
| | 1988 | 688 | 56 | 36 | 17 | | 3 | 632 | 136 | 475 | 11 | 10 |
| SCHENECTADY | 1989 | 690 | 79 | 63 | 16 | | | 611 | 394 | 166 | 44 | 7 |
| | 1988 | 438 | 122 | 104 | 17 | 1 | | 316 | 157 | 140 | 17 | 2 |
| SCHOHARIE | 1989 | 145 | 8 | 4 | 4 | | | 137 | 7 | 123 | 1 | 6 |
| | 1988 | 122 | 15 | 8 | 7 | | | 107 | 17 | 86 | 2 | 2 |
| SCHUYLER | 1989 | 38 | 5 | | 5 | | | 33 | 3 | 28 | | 2 |
| | 1988 | 53 | 3 | 1 | 2 | | | 50 | 2 | 47 | 1 | |
| SENECA | 1989 | 220 | 37 | 13 | 23 | | 1 | 183 | 25 | 150 | 4 | 4 |
| | 1988 | 134 | 11 | 1 | 9 | | 1 | 123 | 11 | 104 | 2 | 6 |
| STEBEN | 1989 | 451 | 48 | 27 | 17 | 2 | 2 | 403 | 62 | 310 | 10 | 21 |
| | 1988 | 251 | 24 | 15 | 8 | | 1 | 227 | 14 | 211 | 1 | 1 |
| SUFFOLK | 1989 | 3523 | 461 | 403 | 45 | 3 | 10 | 3062 | 1789 | 1206 | 7 | 60 |
| | 1988 | 3148 | 211 | 147 | 54 | 2 | 8 | 2937 | 1052 | 1374 | 17 | 494 |
| SULLIVAN | 1989 | 764 | 246 | 179 | 59 | 1 | 7 | 518 | 231 | 267 | 9 | 11 |
| | 1988 | 714 | 168 | 146 | 18 | 4 | | 546 | 307 | 208 | 23 | 8 |

NEW YORK STATE UNIFORM CRIME REPORT
 BREAKDOWN SELECTED OFFENSES
 BY COUNTY
 1989-1988

CONTROLLED SUBSTANCES

| COUNTY | YEAR | / SALE/MANUFACTURE / | | | | | | USE/POSSESSION | | | | |
|--------------|------|---------------------------|-------------------------------|----------------------------|-----------|------------------------|-----------------------------|-----------------------------|----------------------------|-----------|------------------------|-----------------------------|
| | | TOTAL DRUG OFFENSES | SALE/ MANUFACTURE TOTAL | OPIUM COCAINE DERIV. | MARIJUANA | SYNTHETIC NARCOTICS | OTHER DANGEROUS DRUGS | USE/ POSSESSION TOTAL | OPIUM COCAINE DERIV. | MARIJUANA | SYNTHETIC NARCOTICS | OTHER DANGEROUS DRUGS |
| TIOGA | 1989 | 186 | 25 | 8 | 13 | | 4 | 161 | 27 | 127 | 3 | 4 |
| | 1988 | 157 | 23 | 12 | 9 | | 2 | 134 | 34 | 93 | 2 | 5 |
| TOMPKINS | 1989 | 346 | 32 | 18 | 13 | | 1 | 314 | 63 | 234 | 7 | 10 |
| | 1988 | 271 | 48 | 29 | 17 | | 2 | 223 | 39 | 161 | 8 | 15 |
| ULSTER | 1989 | 725 | 128 | 92 | 17 | 1 | 18 | 597 | 168 | 378 | 19 | 32 |
| | 1988 | 657 | 79 | 47 | 21 | 9 | 2 | 578 | 168 | 369 | 22 | 19 |
| WARREN | 1989 | 298 | 54 | 25 | 27 | | 2 | 244 | 23 | 217 | 2 | 2 |
| | 1988 | 207 | 13 | 7 | 4 | 2 | | 194 | 38 | 148 | 5 | 3 |
| WASHINGTON | 1989 | 151 | 33 | 16 | 13 | 1 | 3 | 118 | 18 | 98 | 1 | 1 |
| | 1988 | 92 | 8 | 1 | 6 | | 1 | 84 | 8 | 69 | 3 | 4 |
| WAYNE | 1989 | 568 | 139 | 107 | 28 | 3 | 1 | 429 | 92 | 314 | 3 | 20 |
| | 1988 | 405 | 72 | 40 | 25 | 2 | 5 | 333 | 51 | 276 | 3 | 3 |
| WESTCHESTER | 1989 | 4988 | 629 | 473 | 79 | 6 | 71 | 4359 | 3341 | 822 | 32 | 164 |
| | 1988 | 4344 | 559 | 494 | 59 | 2 | 4 | 3785 | 2671 | 946 | 29 | 139 |
| WYOMING | 1989 | 123 | 17 | 5 | 4 | 1 | 7 | 106 | 18 | 85 | | 3 |
| | 1988 | 67 | 8 | 2 | 6 | | | 59 | 9 | 44 | 2 | 4 |
| YATES | 1989 | 68 | 18 | 8 | 4 | 2 | 4 | 50 | 3 | 44 | 1 | 2 |
| | 1988 | 30 | 5 | | 5 | | | 25 | 3 | 20 | | 2 |
| BRONX | 1989 | 8252 | 3362 | 319 | 7 | 1 | 3035 | 4890 | 918 | 92 | 3 | 3877 |
| | 1988 | 8562 | 4110 | 135 | 5 | | 3970 | 4452 | 787 | 137 | 5 | 3523 |
| GRAND TOTALS | 1989 | 83994 | 18121 | 5700 | 1555 | 120 | 10746 | 65873 | 21138 | 17127 | 577 | 27631 |
| | 1988 | 79266 | 17288 | 4592 | 1563 | 127 | 11006 | 61978 | 17341 | 15362 | 582 | 28693 |
| NYC TOTALS | 1989 | 44534 | 11336 | 871 | 51 | 8 | 10406 | 33198 | 6401 | 706 | 35 | 26056 |
| | 1988 | 45375 | 11520 | 639 | 42 | 13 | 10826 | 33855 | 5535 | 882 | 69 | 27369 |

NEW YORK STATE UNIFORM CRIME REPORT
 BREAKDOWN SELECTED OFFENSES, CONTINUED
 BY COUNTY
 1989-1988

| COUNTY | YEAR | / GAMBLING / | | | | / PROSTITUTION / | | | | / DRIVING UNDER THE INFLUENCE | | |
|-------------|------|------------------------|-----------------|---------------------|-------|----------------------------|---------------------|-------------------|------------------|------------------------------------|---------|-------|
| | | TOTAL | BOOK- MAKING | NOS. AND LOTTERY | OTHER | TOTAL | PROMOTING PROST. | PROSTI- TUTION | PATRON- IZING | TOTAL | ALCOHOL | DRUGS |
| ALBANY | 1989 | 7 | 4 | | 3 | 22 | 5 | 14 | 3 | 2359 | 2333 | 26 |
| | 1988 | 6 | 3 | | 3 | 21 | 3 | 12 | 6 | 2143 | 2109 | 34 |
| ALLEGANY | 1989 | | | | | | | | | 319 | 315 | 4 |
| | 1988 | 3 | | | 3 | | | | | 292 | 291 | 1 |
| BROOME | 1989 | 11 | 5 | | 6 | 23 | | 17 | 6 | 785 | 777 | 8 |
| | 1988 | 2 | | | 2 | 27 | | 27 | | 843 | 840 | 3 |
| CATTARAUGUS | 1989 | | | | | | | | | 1015 | 1012 | 3 |
| | 1988 | 2 | | 2 | | 1 | | 1 | | 1034 | 1021 | 13 |
| CAYUGA | 1989 | 3 | | | 3 | | | | | 387 | 385 | 2 |
| | 1988 | 2 | | | 2 | 1 | | 1 | | 253 | 251 | 2 |
| CHAUTAUQUA | 1989 | 22 | 18 | 1 | 3 | 1 | | 1 | | 1211 | 1207 | 4 |
| | 1988 | 27 | 13 | 6 | 8 | | | | | 1096 | 1091 | 5 |
| CHEMUNG | 1989 | 2 | 2 | | | 2 | 1 | 1 | | 455 | 453 | 2 |
| | 1988 | | | | | | | | | 464 | 462 | 2 |
| CHENANGO | 1989 | 2 | | | 2 | | | | | 379 | 377 | 2 |
| | 1988 | | | | | | | | | 436 | 436 | |
| CLINTON | 1989 | 2 | 2 | | | | | | | 710 | 704 | 6 |
| | 1988 | | | | | | | | | 698 | 695 | 3 |
| COLUMBIA | 1989 | 5 | 5 | | | 4 | | 2 | 2 | 453 | 447 | 6 |
| | 1988 | 3 | | 3 | | | | | | 366 | 359 | 7 |
| CORTLAND | 1989 | | | | | 2 | | 1 | 1 | 399 | 397 | 2 |
| | 1988 | 2 | | | 2 | | | | | 436 | 436 | |
| DELAWARE | 1989 | | | | | | | | | 410 | 405 | 5 |
| | 1988 | 1 | | | 1 | | | | | 364 | 361 | 3 |
| DUTCHESS | 1989 | 5 | | | 5 | 87 | 4 | 45 | 38 | 2015 | 1975 | 40 |
| | 1988 | 5 | | 3 | 2 | 7 | 5 | 2 | | 1798 | 1775 | 23 |
| ERIE | 1989 | 52 | 12 | 20 | 20 | 524 | 5 | 474 | 45 | 4248 | 4217 | 31 |
| | 1988 | 76 | 38 | 6 | 32 | 495 | 13 | 432 | 50 | 4210 | 4194 | 16 |

NEW YORK STATE UNIFORM CRIME REPORT
 BREAKDOWN SELECTED OFFENSES, CONTINUED
 BY COUNTY
 1989-1988

| COUNTY | YEAR | / GAMBLING / | | | | / PROSTITUTION / | | | | / DRIVING UNDER THE INFLUENCE | | |
|------------|------|--------------|-----------------|---------------------|-------|------------------|---------------------|-------------------|------------------|-------------------------------|---------|-------|
| | | TOTAL | BOOK- MAKING | NOS. AND LOTTERY | OTHER | TOTAL | PROMOTING PROST. | PROSTI- TUTION | PATRON- IZING | TOTAL | ALCOHOL | DRUGS |
| ESSEX | 1989 | | | | | 1 | | 1 | | 292 | 290 | 2 |
| | 1988 | 2 | | | 2 | | | | | 326 | 325 | 1 |
| FRANKLIN | 1989 | 10 | | | 10 | | | | | 488 | 469 | 19 |
| | 1988 | 3 | | | 3 | | | | | 443 | 437 | 6 |
| FULTON | 1989 | 1 | | | 1 | | | | | 388 | 383 | 5 |
| | 1988 | | | | | | | | | 318 | 317 | 1 |
| GENESEE | 1989 | 4 | 2 | | 2 | 2 | | 2 | | 488 | 484 | 4 |
| | 1988 | | | | | | | | | 508 | 508 | |
| GREENE | 1989 | 21 | 19 | | 2 | | | | | 440 | 436 | 4 |
| | 1988 | 2 | | | 2 | | | | | 453 | 440 | 13 |
| HAMILTON | 1989 | | | | | | | | | 79 | 79 | |
| | 1988 | | | | | | | | | 72 | 72 | |
| HERKIMER | 1989 | 1 | | | 1 | 2 | | 1 | 1 | 547 | 545 | 2 |
| | 1988 | | | | | | | | | 505 | 505 | |
| JEFFERSON | 1989 | | | | | 8 | | 6 | 2 | 846 | 835 | 11 |
| | 1988 | | | | | 1 | | | 1 | 869 | 867 | 2 |
| KINGS | 1989 | 168 | 9 | 11 | 148 | 631 | 4 | 627 | | 1954 | 1945 | 9 |
| | 1988 | 217 | 15 | 80 | 122 | 728 | 1 | 724 | 3 | 2307 | 2301 | 6 |
| LEWIS | 1989 | | | | | 1 | | | 1 | 170 | 170 | |
| | 1988 | | | | | | | | | 143 | 143 | |
| LIVINGSTON | 1989 | | | | | | | | | 507 | 506 | 1 |
| | 1988 | | | | | 6 | | | 6 | 467 | 467 | |
| MADISON | 1989 | 3 | | | 3 | 1 | | 1 | | 516 | 512 | 4 |
| | 1988 | 4 | | | 4 | | | | | 420 | 418 | 2 |
| MONROE | 1989 | 16 | | 15 | 1 | 577 | 13 | 509 | 55 | 2628 | 2620 | 8 |
| | 1988 | 12 | 1 | 9 | 2 | 481 | 13 | 354 | 114 | 2772 | 2763 | 9 |
| MONTGOMERY | 1989 | 2 | | | 2 | | | | | 530 | 516 | 14 |
| | 1988 | 5 | 5 | | | 2 | | | 2 | 527 | 524 | 3 |

NEW YORK STATE UNIFORM CRIME REPORT
 BREAKDOWN SELECTED OFFENSES, CONTINUED
 BY COUNTY
 1989-1988

| COUNTY | YEAR | GAMBLING | | | | PROSTITUTION | | | | DRIVING UNDER THE INFLUENCE | | |
|------------|------|----------|-----------------|---------------------|-------|--------------|---------------------|-------------------|------------------|-----------------------------|---------|-------|
| | | TOTAL | BOOK- MAKING | NOS. AND LOTTERY | OTHER | TOTAL | PROMOTING PROST. | PROSTI- TUTION | PATRON- IZING | TOTAL | ALCOHOL | DRUGS |
| NASSAU | 1989 | 45 | 10 | 4 | 31 | 551 | 18 | 309 | 224 | 5705 | 5491 | 214 |
| | 1988 | 32 | 11 | 7 | 14 | 466 | 18 | 231 | 217 | 5407 | 5128 | 279 |
| NEW YORK | 1989 | 361 | 5 | 9 | 347 | 6158 | 13 | 6143 | 2 | 1296 | 1269 | 27 |
| | 1988 | 614 | 20 | 268 | 326 | 7552 | 9 | 7539 | 4 | 1590 | 1575 | 15 |
| NIAGARA | 1989 | 2 | 1 | | 1 | 52 | 1 | 48 | 3 | 1239 | 1234 | 5 |
| | 1988 | 8 | 3 | | 5 | 92 | 1 | 49 | 42 | 1238 | 1212 | 26 |
| ONEIDA | 1989 | 6 | 4 | 1 | 1 | 17 | 1 | 15 | 1 | 1356 | 1349 | 7 |
| | 1988 | 49 | 16 | 1 | 32 | 21 | 1 | 20 | | 1147 | 1137 | 10 |
| ONONDAGA | 1989 | 42 | 11 | 14 | 17 | 139 | 4 | 116 | 19 | 2578 | 2562 | 16 |
| | 1988 | 77 | 4 | 6 | 67 | 159 | 7 | 123 | 29 | 2282 | 2273 | 9 |
| ONTARIO | 1989 | 1 | | | 1 | 1 | | | 1 | 850 | 846 | 4 |
| | 1988 | 1 | 1 | | | | | | | 941 | 936 | 5 |
| ORANGE | 1989 | 16 | 7 | 2 | 7 | 53 | 2 | 50 | 1 | 2224 | 2168 | 56 |
| | 1988 | 11 | 2 | | 9 | 9 | 1 | 7 | 1 | 2171 | 2098 | 73 |
| ORLEANS | 1989 | | | | | | | | | 291 | 206 | 85 |
| | 1988 | 3 | | 1 | 2 | | | | | 229 | 210 | 19 |
| OSWEGO | 1989 | 7 | | 1 | 6 | | | | | 956 | 952 | 4 |
| | 1988 | 9 | | 4 | 5 | | | | | 845 | 844 | 1 |
| OTSEGO | 1989 | 2 | 1 | | 1 | | | | | 554 | 547 | 7 |
| | 1988 | | | | | | | | | 549 | 544 | 5 |
| PUTNAM | 1989 | 1 | | | 1 | 4 | 1 | 3 | | 614 | 603 | 11 |
| | 1988 | | | | | 4 | 2 | | 2 | 664 | 656 | 8 |
| QUEENS | 1989 | 135 | 2 | 4 | 129 | 714 | 10 | 702 | 2 | 1637 | 1629 | 8 |
| | 1988 | 188 | 9 | 82 | 97 | 1173 | 2 | 1168 | 3 | 1891 | 1888 | 3 |
| RENSSELAER | 1989 | 8 | 2 | 1 | 5 | | | | | 1328 | 1321 | 7 |
| | 1988 | 1 | 1 | | | 4 | | 4 | | 1209 | 1208 | 1 |
| RICHMOND | 1989 | 6 | 2 | 1 | 3 | 197 | 3 | 193 | 1 | 571 | 569 | 2 |
| | 1988 | 13 | 1 | 1 | 11 | 151 | 1 | 150 | | 594 | 590 | 4 |

NEW YORK STATE UNIFORM CRIME REPORT
 BREAKDOWN SELECTED OFFENSES, CONTINUED
 BY COUNTY
 1989-1988

| COUNTY | YEAR | GAMBLING | | | | PROSTITUTION | | | | DRIVING UNDER THE INFLUENCE | | |
|--------------|------|----------|-----------------|---------------------|-------|--------------|---------------------|-------------------|------------------|-----------------------------|---------|-------|
| | | TOTAL | BOOK- MAKING | NOS. AND LOTTERY | OTHER | TOTAL | PROMOTING PROST. | PROSTI- TUTION | PATRON- IZING | TOTAL | ALCOHOL | DRUGS |
| ROCKLAND | 1989 | 14 | 5 | 1 | 8 | 6 | | 6 | | 998 | 985 | 13 |
| | 1988 | 19 | 14 | | 5 | 1 | | 1 | | 1013 | 994 | 19 |
| ST. LAWRENCE | 1989 | 3 | | | 3 | | | | | 785 | 778 | 7 |
| | 1988 | 3 | 2 | | 1 | 31 | | | 31 | 956 | 950 | 6 |
| SARATOGA | 1989 | 9 | 2 | 2 | 5 | | | | | 1639 | 1628 | 11 |
| | 1988 | 4 | | | 4 | 7 | | | 7 | 1470 | 1461 | 9 |
| SCHENECTADY | 1989 | 1 | | | 1 | 52 | 1 | 51 | | 817 | 784 | 33 |
| | 1988 | 6 | 5 | | 1 | 15 | 1 | 13 | 1 | 953 | 948 | 5 |
| SCHOHARIE | 1989 | 2 | | 1 | 1 | | | | | 352 | 350 | 2 |
| | 1988 | | | | | | | | | 221 | 219 | 2 |
| SCHUYLER | 1989 | | | | | | | | | 153 | 153 | |
| | 1988 | | | | | | | | | 104 | 103 | 1 |
| SENECA | 1989 | 3 | | 2 | 1 | 1 | 1 | | | 362 | 358 | 4 |
| | 1988 | | | | | | | | | 295 | 294 | 1 |
| STEBEN | 1989 | 30 | 30 | | | | | | | 598 | 594 | 4 |
| | 1988 | | | | | | | | | 555 | 552 | 3 |
| SUFFOLK | 1989 | 7 | 4 | | 3 | 285 | 8 | 185 | 92 | 7083 | 6955 | 128 |
| | 1988 | 10 | 3 | 1 | 6 | 206 | 1 | 188 | 17 | 8444 | 8350 | 94 |
| SULLIVAN | 1989 | 5 | 3 | | 2 | 1 | | 1 | | 964 | 916 | 48 |
| | 1988 | 1 | | | 1 | 3 | 1 | 1 | 1 | 864 | 834 | 30 |
| TIOGA | 1989 | | | | | | | | | 332 | 330 | 2 |
| | 1988 | 1 | | | 1 | 1 | 1 | | | 421 | 419 | 2 |
| TOMPKINS | 1989 | 1 | | | 1 | | | | | 588 | 582 | 6 |
| | 1988 | 1 | | | 1 | 3 | 1 | 2 | | 536 | 523 | 13 |
| ULSTER | 1989 | 5 | | 1 | 4 | 49 | 30 | 17 | 2 | 1467 | 1429 | 38 |
| | 1988 | 10 | 10 | | | 11 | 1 | 7 | 3 | 1209 | 1182 | 27 |
| WARREN | 1989 | 1 | 1 | | | | | | | 705 | 702 | 3 |
| | 1988 | 10 | 9 | | 1 | | | | | 698 | 693 | 5 |

NEW YORK STATE UNIFORM CRIME REPORT
 BREAKDOWN SELECTED OFFENSES, CONTINUED
 BY COUNTY
 1989-1988

| COUNTY | YEAR | GAMBLING | | | | PROSTITUTION | | | | DRIVING UNDER THE INFLUENCE | | |
|--------------|------|----------|-----------------|---------------------|-------|--------------|---------------------|-------------------|------------------|-----------------------------|---------|-------|
| | | TOTAL | BOOK- MAKING | NOS. AND LOTTERY | OTHER | TOTAL | PROMOTING PROST. | PROSTI- TUTION | PATRON- IZING | TOTAL | ALCOHOL | DRUGS |
| WASHINGTON | 1989 | 2 | | | 2 | 19 | | 19 | | 646 | 643 | 3 |
| | 1988 | 4 | | | 4 | 1 | | 1 | | 576 | 574 | 2 |
| WAYNE | 1989 | 8 | | | 8 | | | | | 815 | 810 | 5 |
| | 1988 | 4 | | | 4 | | | | | 796 | 792 | 4 |
| WESTCHESTER | 1989 | 132 | 60 | 26 | 46 | 117 | 5 | 97 | 15 | 3629 | 3466 | 163 |
| | 1988 | 37 | 5 | 23 | 9 | 91 | 4 | 86 | 1 | 3208 | 3139 | 69 |
| WYOMING | 1989 | | | | | | | | | 312 | 309 | 3 |
| | 1988 | | | | | 1 | | | 1 | 353 | 352 | 1 |
| YATES | 1989 | | | | | | | | | 126 | 125 | 1 |
| | 1988 | | | | | | | | | 99 | 99 | |
| BRONX | 1989 | 215 | 4 | 9 | 202 | 1211 | 4 | 1207 | | 1435 | 1432 | 3 |
| | 1988 | 605 | 20 | 418 | 167 | 1275 | 2 | 1272 | 1 | 1308 | 1304 | 4 |
| GRAND TOTALS | 1989 | 1407 | 232 | 126 | 1049 | 11515 | 134 | 10864 | 517 | 70023 | 68869 | 1154 |
| | 1988 | 2095 | 211 | 921 | 963 | 13047 | 89 | 12415 | 543 | 69399 | 68489 | 910 |
| NYC TOTALS | 1989 | 885 | 22 | 34 | 829 | 8911 | 34 | 8872 | 5 | 6893 | 6844 | 49 |
| | 1988 | 1637 | 65 | 849 | 723 | 10879 | 15 | 10853 | 11 | 7690 | 7658 | 32 |

ARSON

This is the eleventh analysis of arsons in New York State to be presented in the Crime and Justice Annual Report. The data for these analyses are derived from a supplementary arson data collection program begun in 1979 under the Uniform Crime Reporting (UCR) System.

- o Arson is defined by the Uniform Crime Reporting Program as a "willful or malicious burning, or attempted burning, of a dwelling house, public building, motor vehicle, aircraft, or personal property of another." Only fires determined through investigation to have been willfully or maliciously set are classified as arsons.*
- o A "cleared" arson incident is defined as an offense for which a perpetrator has been taken into custody or is otherwise known by police to have committed the crime, but for reasons outside police control cannot be taken into custody.*

Arsons reported under Part II of the UCR program and shown elsewhere in this volume are reported under the "hierarchy rule," whereby an offense is counted only if it is the most serious in an incident. Under this program, an arson offense is reported regardless of whether it occurred in conjunction with a more serious offense. This analysis, therefore, shows more arson offenses than are shown for arson offenses in the UCR Part II offense presentations.

Type of property is divided into three categories:

- structural (residential, commercial, public/community, and other);
- mobile (motor vehicle and other);
- other property.

The definitions of property type are as follows:

SINGLE OCCUPANCY RESIDENTIAL

includes houses, townhouses and duplexes.

OTHER RESIDENTIAL

includes apartments, tenements, flats, hotels, motels, inns, dormitories and boarding houses.

STORAGE

includes warehouses, garages and barns.

INDUSTRIAL/MANUFACTURING

includes factories and all other manufacturing facilities.

OTHER COMMERCIAL

includes stores, restaurants and offices.

PUBLIC/COMMUNITY

includes churches, jails, schools, colleges and hospitals.

ALL OTHER STRUCTURES

includes out-buildings, monuments and structures under construction.

MOTOR VEHICLES

includes automobiles, trucks, buses, motorcycles, motor scooters, and snowmobiles.

OTHER MOBILE

includes airplanes, boats, trailers, and recreational vehicles.


OTHER PROPERTY

includes crops, timber, fences, and signs.

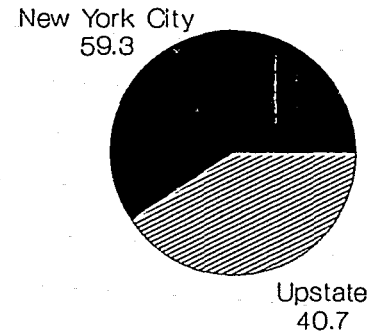
Estimated values of property damaged are included in the report. They are included in order to provide an estimate of the absolute minimum dollar value. Because many police departments have little or no access to dollar amounts for arson, the monetary values for many arson cases are not reported.

¹ The clearance rate is the ratio of clearances to the net number of arsons reported, expressed as a percent. Because a 1988 clearance does not necessarily reflect clearance of an offense reported in 1988, the clearance rate should be considered only as a general indicator of processing efficiency.

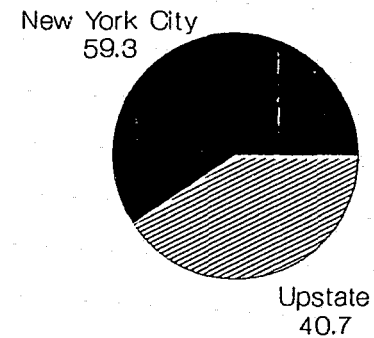
New York State ARSONS REPORTED - 1989



Structural Arsons Total = 6,700



Nonstructural Arsons Total = 4,179



NEW YORK STATE

STATE OF NEW YORK
 DIVISION OF CRIMINAL JUSTICE SERVICES
 UNIFORM CRIME REPORTING
 JANUARY 1989 THROUGH DECEMBER 1989

ARSON OFFENSES KNOWN TO LAW ENFORCEMENT

| PROPERTY CLASSIFICATION | TOTAL OFFENSES | | NET | CLEARANCES | | UNINHABITED ABANDONED | ESTIMATED VALUE OF PROP. DAMAGE |
|---------------------------------|----------------|-----------|-------|------------|----------|--------------------------|------------------------------------|
| | REPORTED | UNFOUNDED | | TOTAL | UNDER 18 | | |
| STRUCTURAL | | | | | | | |
| A. SINGLE OCCUP. RESIDENTIAL | 1453 | 253 | 1200 | 199 | 43 | 249 | 40034034 |
| B. OTHER RESIDENTIAL | 3743 | 75 | 3668 | 404 | 57 | 115 | 8322674 |
| C. STORAGE | 423 | 50 | 373 | 57 | 38 | 139 | 5264295 |
| D. INDUSTRIAL/ MANUFACTURING | 73 | 10 | 63 | 8 | 4 | 8 | 8756250 |
| E. OTHER COMMERCIAL | 933 | 73 | 860 | 86 | 24 | 94 | 46368749 |
| F. COMMUNITY/ PUBLIC | 445 | 32 | 413 | 78 | 42 | 42 | 3476532 |
| G. ALL OTHER STRUCTURE | 141 | 18 | 123 | 19 | 10 | 68 | 952479 |
| TOTAL STRUCTURE | 7211 | 511 | 6700 | 851 | 218 | 715 | 13175013 |
| MOBILE | | | | | | | |
| H. MOTOR VEHICLES | 3845 | 115 | 3730 | 167 | 42 | | 7990760 |
| I. OTHER MOBILE PROPERTY | 123 | 24 | 99 | 10 | 2 | | 1864505 |
| TOTAL MOBILE | 3968 | 139 | 3829 | 177 | 44 | | 9855265 |
| J. TOTAL OTHER PROPERTY | 385 | 35 | 350 | 37 | 18 | | 12825 |
| GRAND TOTAL | 11564 | 685 | 10879 | 1065 | 280 | 715 | 23043103 |

ARSON ANALYSIS NEW YORK STATE SUMMARY

ARSONS REPORTED

There were 10,879 arson incidents reported in New York State in 1989, a 6.6% decrease from 1988.

Structural Arsons

- o Arsons of structures accounted for 61.6% of all New York State arsons. Of these, 44.7% were residential arsons. Consistent with data from previous years, residential structural arsons remained the most common type of structural arson throughout the state.*
- o Commercial structure arsons accounted for 11.9% of all arsons in New York State. "Other Commercial" arsons, the most frequent form of commercial arson in New York State, accounted for 7.9% of the arsons statewide.*
- o The 715 arsons that occurred in abandoned structures accounted for 6.6% of all arsons in New York State. Residential structures were the most common form of abandoned structures to be targets for arson.*

Mobile Arsons

- o In this category, the 3,730 "motor vehicle" arsons reported in New York State accounted for 34.3% of all New York State arsons, while "other mobile" accounted for 0.9% of these arsons.*

ARSONS CLEARED

- o In 1989, 1,065 arson incidents were cleared in New York State. Of these, 79.9% were structure arsons, of which 56.6% were residential and 14.2% were commercial.*
- o Two hundred eighty of the arson clearances involved persons under age 18. Persons in this age group accounted for 26.3% of the arson clearances in the state; this represents a decrease from 1988 when they accounted for 29.2%.*

ARSON CLEARANCE RATES

- o The 1989 clearance rate for all arsons in New York State was 9.8%. This relatively low clearance rate seems to reflect the extreme difficulty in solving a crime in which much of the physical evidence is destroyed.*
- o Arson clearance rates also vary by the type of property involved. In 1989, statewide clearance rates for the "community/public" (18.9%) and "single occupancy residential" (16.6%) categories had the highest clearance rates, while "motor vehicle arson" had the lowest clearance rate (4.5%).*

STATE OF NEW YORK
 DIVISION OF CRIMINAL JUSTICE SERVICES
 UNIFORM CRIME REPORTING
 JANUARY 1989 THROUGH DECEMBER 1989

NEW YORK CITY

ARSON OFFENSES KNOWN TO LAW ENFORCEMENT

| PROPERTY CLASSIFICATION | TOTAL OFFENSES | | NET | CLEARANCES | | UNINHABITED ABANDONED | ESTIMATED VALUE OF PROP. DAMAGE |
|---------------------------------|----------------|-----------|------|------------|----------|--------------------------|------------------------------------|
| | REPORTED | UNFOUNDED | | TOTAL | UNDER 18 | | |
| STRUCTURAL | | | | | | | |
| A. SINGLE OCCUP. RESIDENTIAL | 137 | | 137 | 11 | 1 | 5 | |
| B. OTHER RESIDENTIAL | 3102 | | 3102 | 265 | 20 | 47 | |
| C. STORAGE | 46 | | 46 | | | 9 | |
| D. INDUSTRIAL/ MANUFACTURING | 3 | | 3 | | | 1 | |
| E. OTHER COMMERCIAL | 470 | | 470 | 24 | | 22 | 20000 |
| F. COMMUNITY/ PUBLIC | 199 | 1 | 198 | 11 | 1 | 25 | |
| G. ALL OTHER STRUCTURE | 17 | | 17 | 1 | 1 | 15 | 300 |
| TOTAL STRUCTURE | 3974 | 1 | 3973 | 312 | 23 | 124 | 20300 |
| MOBILE | | | | | | | |
| H. MOTOR VEHICLES | 2197 | | 2197 | 52 | 12 | | |
| I. OTHER MOBILE PROPERTY | 8 | | 8 | 1 | 1 | | 100100 |
| TOTAL MOBILE | 2205 | | 2205 | 53 | 13 | | 100100 |
| J. TOTAL OTHER PROPERTY | 273 | | 273 | 8 | 1 | | 100 |
| GRAND TOTAL | 6452 | 1 | 6451 | 373 | 37 | 124 | 120500 |

ARSON ANALYSIS NEW YORK CITY SUMMARY

ARSONS REPORTED

There were 6,451 arson incidents reported in New York City in 1989, 59.3% of the total New York State arsons.

Structural Arsons

- o Structural arsons in New York City accounted for 61.5% of all New York City arsons reported.*
- o Of all "other residential" arsons, 84.6% took place in New York City.*
- o Only 3.0% of the arsons in New York City were commercial structural arsons - less than the Upstate percentage.*
- o In New York City, 3.1% of all arsons involved abandoned structures.*

Mobile Arsons

- o Approximately 59% of the motor vehicle arsons occurred in New York City.*

ARSONS CLEARED

- o In New York City, clearances of residential arsons accounted for 83.6% of the total arsons cleared.*
- o In New York City, 10.0% of the clearances involved persons "under 18".*
- o The New York City clearance rate was 5.8%.*

STATE OF NEW YORK
DIVISION OF CRIMINAL JUSTICE SERVICES
UNIFORM CRIME REPORTING
JANUARY 1989 THROUGH DECEMBER 1989

UPSTATE

ARSON OFFENSES KNOWN TO LAW ENFORCEMENT

| PROPERTY CLASSIFICATION | TOTAL OFFENSES | | | CLEARANCES | | UNINHABITED ABANDONED | ESTIMATED VALUE OF PROP. DAMAGE |
|---------------------------------|----------------|-----------|------|------------|----------|--------------------------|------------------------------------|
| | REPORTED | UNFOUNDED | NET | TOTAL | UNDER 18 | | |
| STRUCTURAL | | | | | | | |
| A. SINGLE OCCUP. RESIDENTIAL | 1316 | 253 | 1063 | 188 | 42 | 244 | 40034034 |
| B. OTHER RESIDENTIAL | 641 | 75 | 566 | 139 | 37 | 68 | 8322674 |
| C. STORAGE | 377 | 50 | 327 | 57 | 38 | 130 | 5264295 |
| D. INDUSTRIAL/ MANUFACTURING | 70 | 10 | 60 | 8 | 4 | 7 | 8756250 |
| E. OTHER COMMERCIAL | 463 | 73 | 390 | 62 | 24 | 72 | 46348749 |
| F. COMMUNITY/ PUBLIC | 246 | 31 | 215 | 67 | 41 | 17 | 3476532 |
| G. ALL OTHER STRUCTURE | 124 | 18 | 106 | 18 | 9 | 53 | 952179 |
| TOTAL STRUCTURE | 3237 | 510 | 2727 | 539 | 195 | 591 | 13154713 |
| MOBILE | | | | | | | |
| H. MOTOR VEHICLES | 1648 | 115 | 1533 | 115 | 30 | | 7990760 |
| I. OTHER MOBILE PROPERTY | 115 | 24 | 91 | 9 | 1 | | 1764405 |
| TOTAL MOBILE | 1763 | 139 | 1624 | 124 | 31 | | 9755165 |
| J. TOTAL OTHER PROPERTY | 112 | 35 | 77 | 29 | 17 | | 12725 |
| GRAND TOTAL | 5112 | 684 | 4428 | 692 | 243 | 591 | 22922603 |

ARSON ANALYSIS UPSTATE SUMMARY

ARSONS REPORTED

There were 4,428 arson incidents reported in the counties in upstate New York in 1988, 40.7% of the total New York State arsons.

Structural Arsons

- o Upstate structural arsons reported equaled 25.1% of the total New York State arsons.*
- o Of the "single occupancy" arsons, 88.6% took place upstate and constituted approximately 24.0% of the total arsons upstate.*
- o Upstate had a higher proportion of commercial structural arsons than New York City.*
- o Upstate, 13.3% of all arsons occurred in abandoned structures.*

Mobile Arsons

- o Of the motor vehicle arsons, 41.1% occurred upstate.*

ARSONS CLEARED

- o The upstate clearance rate was 15.6%.*
- o Clearances of residential arsons accounted for 47.3% of arsons cleared upstate.*
- o Upstate 35.1% of the clearances involved persons "under 18".*

**NEW YORK STATE
DOMESTIC VIOLENCE
1989**


The Governor's Task Force on Domestic Violence was established by Executive Order #90 on May 17, 1979, to study "the traumatic effects of domestic violence and how our social and legal systems can better deal with such violence and its causes."

The Uniform Crime Reporting System (UCR) is utilized by DCJS as the data collection instrument for obtaining domestic violence data from the local law enforcement agencies. The domestic violence data reflected in this report are based on those offenses which have come to the attention of law enforcement officers, regardless of whether a formal complaint was filed or an arrest made.

For New York City, the 52,270 offenses reported in 1989 is a 6.3 percent decrease over the 55,787 reported in 1988, while the Upstate counties increased 19.4 percent.

Statewide, domestic violence offenses reported increased. A total of 93,109 offenses were reported in 1989 as opposed to 90,001 reported in 1988, an increase of 3.5 percent. As in prior years, this increase is due in part to improved reporting by the law enforcement agencies across the State. Additionally, procedural changes that require an arrest to be made in domestic violence cases have contributed significantly to the reported increases.

| OFFENSE | WIFE BY HUSBAND | HUSBAND BY WIFE | CHILD BY PARENT | PARENT BY CHILD | OTHER FAMILY RELATIONSHIPS | COMMON LAW | | TOTAL |
|---------------------------|--------------------|--------------------|--------------------|--------------------|-------------------------------|--------------------|--------------------|---------------|
| | | | | | | WIFE BY HUSBAND | HUSBAND BY WIFE | |
| NEW YORK STATE | | | | | | | | |
| Aggravated Assault | 2,264 | 748 | 714 | 606 | 2,232 | 2,521 | 812 | 9,897 |
| Simple Assault | 10,521 | 1,040 | 1,172 | 1,465 | 3,867 | 8,077 | 522 | 26,664 |
| Sex Offenses | 164 | 14 | 751 | 46 | 827 | 161 | 6 | 1,969 |
| Other Offenses | 16,951 | 3,227 | 2,374 | 5,069 | 7,620 | 8,603 | 1,232 | 45,076 |
| Viol. of Protective Order | 4,494 | 655 | 231 | 1,430 | 1,061 | 1,499 | 133 | 9,503 |
| Total | 34,394 | 5,684 | 5,242 | 8,616 | 15,607 | 20,861 | 2,705 | 93,109 |
| NEW YORK CITY | | | | | | | | |
| Aggravated Assault | 1,836 | 622 | 617 | 544 | 2,007 | 2,258 | 690 | 8,574 |
| Simple Assault | 5,208 | 528 | 591 | 913 | 2,401 | 4,947 | 387 | 14,975 |
| Sex Offenses | 110 | 0 | 546 | 38 | 554 | 122 | 0 | 1,370 |
| Other Offenses | 8,770 | 1,373 | 976 | 2,286 | 3,972 | 6,178 | 776 | 24,331 |
| Viol. of Protective Order | 1,291 | 136 | 60 | 683 | 193 | 621 | 36 | 3,020 |
| Total | 17,215 | 2,659 | 2,790 | 4,464 | 9,127 | 14,126 | 1,889 | 52,270 |
| UPSTATE COUNTIES | | | | | | | | |
| Aggravated Assault | 428 | 126 | 97 | 62 | 225 | 263 | 122 | 1,327 |
| Simple Assault | 5,313 | 512 | 581 | 552 | 1,466 | 3,130 | 135 | 11,689 |
| Sex Offenses | 54 | 14 | 205 | 8 | 273 | 39 | 6 | 599 |
| Other Offenses | 8,181 | 1,854 | 1,398 | 2,783 | 3,648 | 2,425 | 456 | 20,745 |
| Viol. of Protective Order | 3,203 | 519 | 171 | 747 | 868 | 878 | 97 | 6,483 |
| Total | 17,179 | 3,025 | 2,452 | 4,152 | 6,480 | 6,735 | 816 | 40,839 |



THE RESPONSE

ARRESTS

INDICTMENTS AND DISPOSITIONS

SENTENCES FOR SELECTED FELONY OFFENSES

PROCESSING TRENDS FOR FELONY OFFENSES

AND FELONY DRUG OFFENSES

LAW ENFORCEMENT OFFICERS KILLED/ASSAULTED

LAW ENFORCEMENT AGENCIES - EMPLOYEES AND EXPENDITURES

OFFICE OF COURT ADMINISTRATION

PROBATION AND CORRECTIONAL ALTERNATIVES

CORRECTIONAL SERVICES

COMMISSION OF CORRECTION

DIVISION FOR YOUTH

DIVISION OF PAROLE

CRIME VICTIMS BOARD

ARRESTS

Arrests in New York State during 1989 totaled 1,106,621, a 0.8 percent increase from the 1,097,318 arrests in 1988. Males accounted for 84.5 percent of those arrested and females 15.5 percent.

Arrests for index offenses -- murder, non-negligent manslaughter, forcible rape, robbery, aggravated assault, burglary, larceny and motor vehicle theft --increased from 205,546 in 1988 to 211,773, up 3.0 percent. In 1989, arrests for index offenses accounted for 19.1 percent of the New York State arrest total.

ADULT ARRESTS¹

- o A total of 1,041,347 adult arrests were reported in New York State in 1989.*
- o Adults sixteen through twenty-nine accounted for 61.7 percent of the adult arrest total and adults twenty-one and under made up 26.1 percent of the arrest total.*

JUVENILE ARRESTS

- o New York State reported a total of 65,274 juvenile arrests in 1989, 6.8 percent below the 70,043 reported in 1988.*
- o Males represented 82.4 percent of the juveniles arrested and females, 17.6 percent.*
- o Arrests for fifteen year olds accounted for 35.2 percent of the juveniles arrested and fourteen year olds represented an additional 26.8 percent.*

NEW YORK CITY

- o New York City reported 60.6 percent of all the arrests in New York State for 1989.*
- o The 31,940 juvenile arrests reported by New York City accounted for 48.9 percent of the state total.*

¹Adults are persons sixteen years of age and older.

NOTE: Arrests include summonses for violation of local ordinances.

DRUG ARRESTS

- o Combined adult and juvenile drug arrests increased from 131,771 in 1988 to 145,087 in 1989, an increase of 10.1 percent.*
- o Arrests for marijuana accounted for 22.5 percent of the New York State drug arrests.*
- o Arrests for opium, cocaine and derivatives represented 72.9 percent of the drug arrests and showed a 14.9 percent increase from 1988 to 1989.*

RACE AND ETHNIC ORIGIN

- o Data on race and ethnic origin were estimated for summonses reported from New York City. Existing forms do not provide for the reporting of racial and ethnic data for New York City summonses. Arrest categories that include these estimates are: marijuana use, criminal mischief, other gambling, liquor law violations, disorderly conduct, loitering and "all other offenses" category.*

ADULT FELONY AND MISDEMEANOR ARRESTS

- o A total of 213,093 felony adult arrests were reported in New York State in 1989, 7.9 percent above the 197,465 reported in 1988.*
- o New York City reported 71.1 percent of the total adult felony arrests in 1989 compared to 72.4 percent in 1988.*
- o New York State reported 312,271 adult misdemeanor arrests in 1989, a 0.4 percent increase over the 310,999 reported in 1988.*
- o New York City showed a 6.5 percent decrease in adult misdemeanor arrests from 1988 to 1989 and represented 41.6 percent of the state total in 1989.*

NEW YORK STATE UNIFORM CRIME REPORT
ARRESTS FOR PART I OFFENSES
BY COUNTY
1989-1988

| COUNTY | YEAR | GRAND TOTAL | PART I TOTAL | MURDER | MANSLAUGHTER | | FORCIBLE | | AGGR. | | | M V THEFT | PART II TOTAL |
|-------------|------|----------------|-----------------|--------|--------------|------|----------|---------|---------|----------|---------|--------------|------------------|
| | | | | | NON-NEGL | NEGL | RAPE | ROBBERY | ASSAULT | BURGLARY | LARCENY | | |
| ALBANY | 1989 | 13221 | 3181 | 21 | | 7 | 54 | 132 | 470 | 359 | 2107 | 31 | 10040 |
| | 1988 | 11717 | 2868 | 18 | 1 | 4 | 38 | 113 | 401 | 367 | 1892 | 34 | 8849 |
| ALLEGANY | 1989 | 2186 | 348 | 1 | | | 4 | 2 | 54 | 105 | 178 | 4 | 1838 |
| | 1988 | 2010 | 253 | 1 | | 2 | 2 | 1 | 53 | 65 | 121 | 8 | 1757 |
| BRONX | 1989 | 104289 | 20942 | 286 | 18 | 12 | 325 | 5190 | 5114 | 2460 | 3472 | 4065 | 83347 |
| | 1988 | 118174 | 20288 | 324 | 10 | 5 | 322 | 4616 | 4958 | 2307 | 3959 | 3787 | 97886 |
| BROOME | 1989 | 7690 | 1591 | 8 | 1 | | 21 | 42 | 118 | 203 | 1150 | 48 | 6099 |
| | 1988 | 7822 | 1616 | 8 | | | 28 | 37 | 148 | 252 | 1129 | 14 | 6206 |
| CATTARAUGUS | 1989 | 4213 | 609 | | | | 6 | 6 | 84 | 120 | 388 | 5 | 3604 |
| | 1988 | 4185 | 637 | | 1 | | 6 | 2 | 69 | 132 | 427 | | 3548 |
| CAYUGA | 1989 | 3981 | 805 | 1 | 1 | 1 | 11 | 15 | 45 | 147 | 567 | 16 | 3176 |
| | 1988 | 3604 | 780 | 2 | | | 4 | 14 | 59 | 166 | 530 | 5 | 2824 |
| CHAUTAUQUA | 1989 | 7905 | 1119 | 1 | | | 9 | 31 | 71 | 162 | 827 | 18 | 6786 |
| | 1988 | 6820 | 1146 | 1 | | | 10 | 17 | 63 | 149 | 883 | 23 | 5674 |
| CHEMUNG | 1989 | 5184 | 1199 | 1 | | 1 | 3 | 22 | 96 | 117 | 927 | 32 | 3985 |
| | 1988 | 4693 | 1253 | | | | 4 | 9 | 93 | 188 | 916 | 43 | 3440 |
| CHENANGO | 1989 | 2698 | 365 | | | | 3 | 4 | 30 | 103 | 219 | 6 | 2333 |
| | 1988 | 2656 | 339 | | | | 1 | 2 | 31 | 142 | 156 | 7 | 2317 |
| CLINTON | 1989 | 3667 | 698 | 3 | | | 6 | 7 | 73 | 106 | 492 | 11 | 2969 |
| | 1988 | 3574 | 645 | 1 | 3 | | 2 | 4 | 100 | 105 | 429 | 1 | 2929 |
| COLUMBIA | 1989 | 3990 | 643 | 2 | 1 | | 5 | 16 | 111 | 147 | 327 | 34 | 3347 |
| | 1988 | 3288 | 543 | 2 | 1 | | | 13 | 111 | 107 | 278 | 31 | 2745 |
| CORTLAND | 1989 | 2579 | 337 | | | | 3 | 14 | 23 | 61 | 229 | 7 | 2242 |
| | 1988 | 2444 | 448 | | 1 | 1 | 3 | 14 | 33 | 70 | 309 | 17 | 1996 |
| DELAWARE | 1989 | 2342 | 384 | 1 | 1 | | 3 | | 60 | 90 | 219 | 10 | 1958 |
| | 1988 | 2074 | 324 | 1 | | | 2 | 3 | 55 | 76 | 183 | 4 | 1750 |
| DUTCHESS | 1989 | 14170 | 2806 | 7 | | 3 | 11 | 89 | 329 | 289 | 2028 | 50 | 11364 |
| | 1988 | 13044 | 2619 | 13 | 1 | 2 | 22 | 95 | 313 | 353 | 1790 | 30 | 10425 |

NEW YORK STATE UNIFORM CRIME REPORT
ARRESTS FOR PART I OFFENSES
BY COUNTY
1989-1988

| COUNTY | YEAR | GRAND TOTAL | PART I TOTAL | MURDER | MANSLAUGHTER | | FORCIBLE | | AGGR. | | | M V THEFT | PART II TOTAL |
|------------|------|----------------|-----------------|--------|--------------|------|----------|---------|---------|----------|---------|--------------|------------------|
| | | | | | NON-NEGL | NEGL | RAPE | ROBBERY | ASSAULT | BURGLARY | LARCENY | | |
| ERIE | 1989 | 28685 | 8893 | 30 | 14 | 5 | 117 | 573 | 1545 | 1088 | 4601 | 920 | 19792 |
| | 1988 | 26144 | 8136 | 20 | 12 | 7 | 125 | 458 | 1556 | 964 | 4322 | 672 | 18008 |
| ESSEX | 1989 | 1340 | 224 | 2 | | | 3 | 1 | 56 | 52 | 106 | 4 | 1116 |
| | 1988 | 1370 | 178 | | | | 1 | 1 | 43 | 43 | 88 | 2 | 1192 |
| FRANKLIN | 1989 | 2393 | 302 | | 1 | 2 | 4 | 3 | 69 | 56 | 163 | 4 | 2091 |
| | 1988 | 2127 | 228 | 1 | | | 4 | 3 | 45 | 46 | 128 | 1 | 1899 |
| FULTON | 1989 | 2555 | 667 | | 1 | | 5 | 4 | 82 | 131 | 430 | 14 | 1888 |
| | 1988 | 2594 | 521 | | | | 4 | 5 | 50 | 113 | 341 | 8 | 2073 |
| GENESEE | 1989 | 3016 | 461 | 7 | | 1 | 6 | 8 | 38 | 73 | 318 | 10 | 2555 |
| | 1988 | 3016 | 488 | 1 | 1 | | 1 | 2 | 26 | 85 | 361 | 11 | 2528 |
| GREENE | 1989 | 2547 | 409 | 3 | 1 | | 4 | 1 | 102 | 57 | 226 | 15 | 2138 |
| | 1988 | 2146 | 363 | 1 | | | 7 | 6 | 72 | 92 | 176 | 9 | 1783 |
| HAMILTON | 1989 | 314 | 35 | | | 1 | | | 3 | 12 | 17 | 2 | 279 |
| | 1988 | 256 | 17 | | | 1 | | | 3 | 2 | 11 | | 239 |
| HERKIMER | 1989 | 3233 | 473 | 3 | | | 4 | 7 | 41 | 80 | 332 | 6 | 2760 |
| | 1988 | 2604 | 438 | | 1 | | 3 | 3 | 47 | 67 | 317 | | 2166 |
| JEFFERSON | 1989 | 4823 | 843 | 4 | 1 | 1 | 13 | 6 | 94 | 154 | 516 | 54 | 3980 |
| | 1988 | 4506 | 774 | 1 | 1 | 2 | 5 | 7 | 64 | 159 | 493 | 42 | 3732 |
| KINGS | 1989 | 195981 | 37451 | 438 | 22 | 8 | 462 | 10154 | 8208 | 4507 | 8045 | 5607 | 158530 |
| | 1988 | 184829 | 37183 | 470 | 30 | 12 | 574 | 8901 | 8325 | 4368 | 9556 | 4947 | 147646 |
| LEWIS | 1989 | 848 | 75 | | | | 3 | 1 | 11 | 14 | 45 | 1 | 773 |
| | 1988 | 723 | 89 | | | | 1 | | 16 | 15 | 57 | | 634 |
| LIVINGSTON | 1989 | 3247 | 570 | 3 | | | 2 | 1 | 66 | 93 | 403 | 2 | 2677 |
| | 1988 | 2900 | 492 | 1 | | 2 | 8 | 6 | 53 | 91 | 330 | 1 | 2408 |
| MADISON | 1989 | 2973 | 411 | 1 | 1 | | 3 | | 68 | 77 | 251 | 10 | 2562 |
| | 1988 | 2465 | 385 | | | | 2 | 2 | 52 | 74 | 251 | 4 | 2080 |
| MONROE | 1989 | 40709 | 9976 | 29 | 4 | 1 | 112 | 461 | 570 | 1157 | 7310 | 332 | 30733 |
| | 1988 | 35552 | 8197 | 33 | | 1 | 127 | 360 | 456 | 978 | 5989 | 253 | 27355 |

NEW YORK STATE UNIFORM CRIME REPORT
ARRESTS FOR PART I OFFENSES
BY COUNTY
1989-1988

| COUNTY | YEAR | GRAND TOTAL | PART I TOTAL | MURDER | MANSLAUGHTER NON-NEGL | NEGL | FORCIBLE RAPE | ROBBERY | AGGR. ASSAULT | BURGLARY | LARCENY | M V THEFT | PART II TOTAL |
|------------|------|----------------|-----------------|--------|--------------------------|------|------------------|---------|------------------|----------|---------|--------------|------------------|
| MONTGOMERY | 1989 | 2726 | 372 | 1 | | 1 | 1 | 9 | 26 | 38 | 296 | | 2354 |
| | 1988 | 2244 | 316 | 1 | | | 2 | 6 | 11 | 78 | 212 | 6 | 1928 |
| NASSAU | 1989 | 23900 | 6449 | 39 | 4 | 2 | 28 | 425 | 758 | 699 | 4292 | 202 | 17451 |
| | 1988 | 23840 | 6644 | 30 | 10 | 3 | 40 | 447 | 823 | 820 | 4275 | 196 | 17196 |
| NEW YORK | 1989 | 257949 | 39241 | 322 | 16 | 2 | 311 | 9076 | 7054 | 3401 | 15920 | 3139 | 218708 |
| | 1988 | 272262 | 40030 | 306 | 23 | 8 | 334 | 8113 | 6899 | 3598 | 17561 | 3188 | 232232 |
| NIAGARA | 1989 | 9584 | 2108 | 5 | | 1 | 24 | 73 | 174 | 364 | 1418 | 49 | 7476 |
| | 1988 | 9072 | 1917 | 2 | 1 | | 21 | 68 | 202 | 379 | 1220 | 24 | 7155 |
| ONEIDA | 1989 | 10443 | 2349 | 2 | | 2 | 20 | 53 | 202 | 442 | 1567 | 61 | 8094 |
| | 1988 | 9705 | 2350 | 8 | | 2 | 21 | 40 | 197 | 351 | 1655 | 76 | 7355 |
| ONONDAGA | 1989 | 20508 | 5315 | 11 | 4 | | 91 | 320 | 682 | 857 | 3072 | 278 | 15193 |
| | 1988 | 18257 | 5076 | 19 | 2 | 5 | 86 | 312 | 608 | 851 | 2964 | 229 | 13181 |
| ONTARIO | 1989 | 4860 | 909 | 1 | 2 | | 7 | 7 | 78 | 136 | 669 | 9 | 3951 |
| | 1988 | 4978 | 803 | | 1 | | 7 | 2 | 72 | 94 | 627 | | 4175 |
| ORANGE | 1989 | 17245 | 3323 | 10 | 2 | 4 | 33 | 69 | 452 | 442 | 2234 | 77 | 13922 |
| | 1988 | 15742 | 3079 | 10 | 3 | 4 | 38 | 107 | 412 | 436 | 2006 | 63 | 12663 |
| ORLEANS | 1989 | 1711 | 321 | 1 | | | 5 | 3 | 39 | 57 | 179 | 37 | 1390 |
| | 1988 | 1560 | 228 | | 1 | 2 | 5 | | 40 | 51 | 114 | 15 | 1332 |
| OSWEGO | 1989 | 4042 | 728 | 1 | | 3 | 6 | 3 | 77 | 175 | 440 | 23 | 3314 |
| | 1988 | 3442 | 602 | | | | 6 | 11 | 67 | 139 | 348 | 31 | 2840 |
| OTSEGO | 1989 | 2788 | 444 | 2 | 1 | | 2 | 5 | 49 | 56 | 313 | 16 | 2344 |
| | 1988 | 2742 | 477 | 1 | | 1 | 3 | 3 | 52 | 57 | 349 | 11 | 2265 |
| PUTNAM | 1989 | 2974 | 360 | 2 | 1 | | 4 | 11 | 64 | 82 | 190 | 6 | 2614 |
| | 1988 | 2635 | 347 | | | | 3 | 14 | 52 | 72 | 192 | 14 | 2288 |
| QUEENS | 1989 | 98576 | 19304 | 165 | 6 | 16 | 230 | 3908 | 3840 | 2105 | 5307 | 3727 | 79272 |
| | 1988 | 103865 | 19482 | 168 | 11 | 7 | 223 | 3243 | 3928 | 2142 | 5750 | 4010 | 84383 |
| RENSSELAER | 1989 | 6414 | 1073 | 7 | | 2 | 16 | 22 | 124 | 234 | 641 | 27 | 5341 |
| | 1988 | 5617 | 944 | | 1 | 3 | 21 | 15 | 119 | 206 | 536 | 43 | 4673 |

NEW YORK STATE UNIFORM CRIME REPORT
ARRESTS FOR PART I OFFENSES
BY COUNTY
1989-1988

| COUNTY | YEAR | GRAND TOTAL | PART I TOTAL | MURDER | MANSLAUGHTER NON-NEGL | NEGL | FORCIBLE RAPE | ROBBERY | AGGR. ASSAULT | BURGLARY | LARCENY | M V THEFT | PART II TOTAL |
|--------------|------|----------------|-----------------|--------|--------------------------|------|------------------|---------|------------------|----------|---------|--------------|------------------|
| RICHMOND | 1989 | 13501 | 3438 | 18 | 1 | 1 | 38 | 411 | 817 | 412 | 1363 | 377 | 10063 |
| | 1988 | 12508 | 3405 | 32 | 1 | 2 | 55 | 363 | 867 | 340 | 1313 | 432 | 9103 |
| ROCKLAND | 1989 | 8033 | 1637 | 3 | 3 | | 12 | 63 | 196 | 148 | 1188 | 24 | 6396 |
| | 1988 | 8383 | 1582 | 3 | 3 | 1 | 4 | 55 | 149 | 155 | 1193 | 19 | 6801 |
| ST. LAWRENCE | 1989 | 5039 | 811 | | 1 | | 13 | 2 | 72 | 188 | 506 | 29 | 4228 |
| | 1988 | 5151 | 659 | 1 | 1 | 1 | 4 | 9 | 99 | 116 | 413 | 15 | 4492 |
| SARATOGA | 1989 | 8009 | 1152 | | | | 16 | 16 | 195 | 149 | 757 | 19 | 6857 |
| | 1988 | 7910 | 1062 | 3 | | 1 | 13 | 7 | 164 | 188 | 647 | 39 | 6848 |
| SCHENECTADY | 1989 | 7585 | 1499 | 2 | | | 24 | 46 | 132 | 195 | 1075 | 25 | 6086 |
| | 1988 | 7215 | 1464 | 7 | 1 | | 16 | 56 | 102 | 194 | 1065 | 23 | 5751 |
| SCHOHARIE | 1989 | 1505 | 193 | | | | 1 | 12 | 37 | 30 | 113 | | 1312 |
| | 1988 | 1291 | 217 | | 2 | | 3 | 1 | 28 | 31 | 149 | 3 | 1074 |
| SCHUYLER | 1989 | 1052 | 167 | | | | 1 | | 3 | 62 | 87 | 14 | 885 |
| | 1988 | 983 | 128 | | | | 1 | | 5 | 47 | 72 | 3 | 855 |
| SENECA | 1989 | 2289 | 320 | | | | 4 | 6 | 31 | 49 | 221 | 9 | 1969 |
| | 1988 | 1923 | 335 | | | 1 | 4 | 1 | 38 | 63 | 219 | 9 | 1588 |
| STEBEN | 1989 | 4513 | 741 | | 1 | | 4 | 9 | 121 | 159 | 430 | 17 | 3772 |
| | 1988 | 4025 | 783 | 1 | | 1 | 3 | 6 | 126 | 186 | 458 | 2 | 3242 |
| SUFFOLK | 1989 | 51608 | 10232 | 43 | 12 | 1 | 143 | 723 | 1402 | 1748 | 5777 | 383 | 41376 |
| | 1988 | 49804 | 9222 | 44 | 8 | 3 | 120 | 632 | 945 | 1691 | 5458 | 321 | 40582 |
| SULLIVAN | 1989 | 6548 | 1358 | 2 | | 1 | 5 | 49 | 297 | 268 | 724 | 12 | 5190 |
| | 1988 | 5982 | 1171 | 5 | | 2 | 14 | 59 | 188 | 214 | 666 | 23 | 4811 |
| TIOGA | 1989 | 2112 | 233 | 5 | | | 1 | 1 | 29 | 46 | 144 | 7 | 1879 |
| | 1988 | 1841 | 219 | | | | 4 | 4 | 19 | 72 | 118 | 2 | 1622 |
| TOMPKINS | 1989 | 4333 | 860 | 1 | 1 | | 11 | 6 | 68 | 120 | 646 | 7 | 3473 |
| | 1988 | 4304 | 867 | 1 | | 1 | 5 | 16 | 81 | 95 | 659 | 9 | 3437 |
| ULSTER | 1989 | 9021 | 1700 | 2 | 1 | | 16 | 66 | 291 | 246 | 1048 | 30 | 7321 |
| | 1988 | 9168 | 1639 | 11 | 1 | 2 | 18 | 29 | 314 | 327 | 903 | 34 | 7529 |

NEW YORK STATE UNIFORM CRIME REPORT
 ARRESTS FOR PART I OFFENSES
 BY COUNTY
 1989-1988

| COUNTY | YEAR | GRAND TOTAL | PART I TOTAL | MURDER | MANSLAUGHTER NON-NEGL | NEGL | FORCIBLE RAPE | ROBBERY | AGGR. ASSAULT | BURGLARY | LARCENY | M V THEFT | PART II TOTAL |
|--------------|------|----------------|-----------------|--------|--------------------------|------|------------------|---------|------------------|----------|---------|--------------|------------------|
| WARREN | 1989 | 5061 | 689 | 1 | | 1 | 11 | 10 | 12 | 110 | 543 | 1 | 4372 |
| | 1988 | 4345 | 725 | 2 | | 4 | 8 | 10 | 15 | 179 | 505 | 2 | 3620 |
| WASHINGTON | 1989 | 3380 | 443 | | | 1 | 6 | 5 | 72 | 83 | 259 | 17 | 2937 |
| | 1988 | 2645 | 403 | | | 2 | 4 | 3 | 50 | 121 | 211 | 12 | 2242 |
| WAYNE | 1989 | 5381 | 788 | 1 | 2 | 1 | 12 | 5 | 75 | 119 | 563 | 10 | 4593 |
| | 1988 | 5181 | 693 | 2 | 2 | | 1 | 11 | 65 | 145 | 458 | 9 | 4488 |
| WESTCHESTER | 1989 | 30733 | 7132 | 23 | 8 | 3 | 54 | 488 | 752 | 875 | 4787 | 142 | 23601 |
| | 1988 | 28871 | 7049 | 30 | 2 | 9 | 75 | 440 | 792 | 813 | 4697 | 191 | 21822 |
| WYOMING | 1989 | 1451 | 196 | 2 | 1 | 1 | 11 | | 21 | 31 | 123 | 6 | 1255 |
| | 1988 | 1356 | 221 | 1 | | | 7 | 1 | 78 | 30 | 102 | 2 | 1135 |
| YATES | 1989 | 968 | 157 | | | | 1 | | 8 | 61 | 82 | 5 | 811 |
| | 1988 | 1134 | 263 | | | | 3 | 2 | 18 | 55 | 171 | 14 | 871 |
| GRAND TOTALS | 1989 | 1106621 | 211859 | 1524 | 134 | 86 | 2364 | 32693 | 35881 | 26207 | 92867 | 20103 | 894762 |
| | 1988 | 1097318 | 205650 | 1587 | 137 | 104 | 2478 | 28780 | 34920 | 25912 | 92708 | 19024 | 891668 |
| NYC TOTALS | 1989 | 670296 | 120376 | 1229 | 63 | 39 | 1366 | 28739 | 25033 | 12885 | 34107 | 16915 | 549920 |
| | 1988 | 691638 | 120388 | 1300 | 75 | 34 | 1508 | 25236 | 24977 | 12755 | 38139 | 16364 | 571250 |

NEW YORK STATE UNIFORM CRIME REPORT
ARRESTS FOR PART II OFFENSES
BY COUNTY
1989-1988

| COUNTY | YEAR | PART II TOTAL | ARSON | KIDNAP PING | CONTR SUB- STANCES | DANG'S WEAP- ONS | BRIB- ERY | SEX * OF- FENSES | EXTOR- TION | FOR- GERY | PROS- TITU- TION | STOLEN PROP- ERTY | COER- CION | CRIM'L MIS- CHIEF | FRAUD |
|-------------|------|------------------|-------|----------------|--------------------------|------------------------|--------------|------------------------|----------------|--------------|------------------------|-------------------------|---------------|-------------------------|-------|
| ALBANY | 1989 | 10040 | 89 | 4 | 1614 | 133 | | 148 | | 124 | 19 | 382 | 1 | 494 | 588 |
| | 1988 | 8849 | 46 | 14 | 1289 | 125 | | 123 | | 122 | 19 | 319 | 1 | 465 | 623 |
| ALLEGANY | 1989 | 1838 | 7 | | 100 | 20 | | 33 | | 19 | | 21 | 5 | 110 | 95 |
| | 1988 | 1757 | 3 | | 42 | 22 | | 28 | | 33 | | 30 | | 119 | 135 |
| BRONX | 1989 | 83347 | 80 | 19 | 20046 | 2066 | 134 | 335 | 15 | 267 | 1502 | 1813 | 32 | 1515 | 1091 |
| | 1988 | 97886 | 99 | 20 | 19689 | 1838 | 101 | 415 | 15 | 226 | 1625 | 1689 | 49 | 1557 | 1664 |
| BROOME | 1989 | 6099 | 29 | 3 | 663 | 135 | 1 | 113 | | 116 | 17 | 114 | 3 | 449 | 213 |
| | 1988 | 6206 | 17 | 1 | 530 | 114 | 3 | 95 | 1 | 130 | 30 | 145 | 4 | 515 | 196 |
| CATTARAUGUS | 1989 | 3604 | 2 | | 262 | 31 | 1 | 39 | | 30 | | 85 | | 197 | 206 |
| | 1988 | 3548 | 10 | | 145 | 18 | | 62 | | 37 | 1 | 75 | 2 | 172 | 132 |
| CAYUGA | 1989 | 3176 | 15 | 3 | 203 | 28 | | 70 | | 37 | | 90 | | 256 | 251 |
| | 1988 | 2824 | 6 | | 152 | 31 | 1 | 76 | 4 | 54 | | 112 | | 229 | 198 |
| CHAUTAQUA | 1989 | 6786 | 16 | 2 | 656 | 88 | 2 | 41 | 1 | 90 | 2 | 131 | | 433 | 400 |
| | 1988 | 5674 | 4 | 2 | 392 | 84 | 1 | 47 | | 35 | | 143 | 3 | 451 | 325 |
| CHEMUNG | 1989 | 3985 | 1 | | 194 | 42 | | 70 | | 55 | 2 | 81 | | 228 | 508 |
| | 1988 | 3440 | 5 | 1 | 120 | 28 | | 52 | | 65 | | 88 | | 232 | 336 |
| CHENANGO | 1989 | 2333 | 4 | | 72 | 12 | 1 | 39 | | 22 | | 38 | | 109 | 389 |
| | 1988 | 2317 | 5 | | 64 | 11 | | 41 | | 36 | | 35 | | 115 | 375 |
| CLINTON | 1989 | 2969 | | | 470 | 74 | | 42 | | 50 | | 74 | 3 | 146 | 161 |
| | 1988 | 2929 | 2 | 1 | 455 | 83 | | 31 | | 41 | | 42 | | 191 | 92 |
| COLUMBIA | 1989 | 3347 | 6 | | 521 | 78 | | 49 | | 26 | 5 | 89 | | 185 | 173 |
| | 1988 | 2745 | 5 | 3 | 417 | 69 | 7 | 26 | | 28 | | 46 | | 165 | 158 |
| CORTLAND | 1989 | 2242 | 2 | 1 | 101 | 22 | 1 | 30 | | 44 | | 22 | | 73 | 402 |
| | 1988 | 1996 | 4 | | 67 | 24 | | 33 | | 30 | | 18 | | 63 | 329 |
| DELAWARE | 1989 | 1958 | 7 | 1 | 77 | 22 | | 24 | | 28 | | 50 | 1 | 101 | 182 |
| | 1988 | 1750 | 4 | 1 | 97 | 23 | | 29 | | 43 | | 36 | 2 | 96 | 127 |

* EXCEPT FORCIBLE RAPE OR PROSTITUTION

NEW YORK STATE UNIFORM CRIME REPORT
ARRESTS FOR PART II OFFENSES
BY COUNTY
1989-1988

| COUNTY | YEAR | PART II TOTAL | ARSON | KIDNAP PING | CONTR SUB- STANCES | DANG'S WEAP- ONS | BRIB- ERY | SEX * OF- FENSES | EXTOR- TION | FOR- GERY | PROS- TITU- TION | STOLEN PROP- ERTY | COER- CION | CRIM'L MIS- CHIEF | FRAUD |
|------------|------|------------------|-------|----------------|--------------------------|------------------------|--------------|------------------------|----------------|--------------|------------------------|-------------------------|---------------|-------------------------|-------|
| DUTCHESS | 1989 | 11364 | 16 | 5 | 1521 | 237 | 2 | 126 | 2 | 143 | 91 | 280 | 3 | 643 | 305 |
| | 1988 | 10425 | 21 | 4 | 1247 | 140 | 2 | 102 | | 128 | 4 | 290 | | 675 | 273 |
| ERIE | 1989 | 19792 | 51 | 6 | 2742 | 399 | 8 | 520 | 1 | 195 | 534 | 659 | 4 | 1319 | 857 |
| | 1988 | 18008 | 72 | 5 | 2243 | 384 | 7 | 448 | 2 | 176 | 508 | 497 | 2 | 1222 | 880 |
| ESSEX | 1989 | 1116 | | 1 | 84 | 6 | 1 | 17 | | 15 | | 26 | | 84 | 68 |
| | 1988 | 1192 | 3 | | 97 | 11 | | 21 | | 12 | | 29 | | 58 | 102 |
| FRANKLIN | 1989 | 2091 | 4 | | 251 | 25 | | 46 | | 31 | | 45 | | 118 | 155 |
| | 1988 | 1899 | 2 | | 203 | 28 | | 20 | 1 | 27 | | 44 | 1 | 92 | 196 |
| FULTON | 1989 | 1888 | 15 | | 116 | 9 | 1 | 31 | | 13 | | 31 | | 197 | 135 |
| | 1988 | 2073 | 10 | | 235 | 25 | | 33 | | 9 | | 29 | | 196 | 128 |
| GENESEE | 1989 | 2555 | 9 | | 241 | 52 | | 32 | | 41 | 2 | 99 | 2 | 181 | 199 |
| | 1988 | 2528 | 5 | | 178 | 44 | | 31 | | 19 | | 45 | | 195 | 247 |
| GREENE | 1989 | 2138 | 4 | | 190 | 42 | | 24 | | 28 | | 65 | | 154 | 144 |
| | 1988 | 1783 | 2 | | 217 | 26 | | 19 | 1 | 28 | | 46 | | 66 | 83 |
| HAMILTON | 1989 | 279 | | | 58 | 5 | | 3 | | 1 | | 5 | | 13 | 7 |
| | 1988 | 239 | 1 | | 62 | | | 2 | | | | 3 | | 8 | 5 |
| HERKIMER | 1989 | 2760 | 2 | | 255 | 26 | | 20 | | 40 | 2 | 61 | | 161 | 188 |
| | 1988 | 2166 | 3 | | 107 | 28 | | 37 | | 13 | 2 | 43 | | 120 | 210 |
| JEFFERSON | 1989 | 3980 | 6 | 4 | 332 | 73 | | 73 | 1 | 37 | 4 | 76 | | 212 | 565 |
| | 1988 | 3732 | 9 | | 316 | 36 | | 74 | 1 | 43 | 2 | 64 | | 233 | 277 |
| KINGS | 1989 | 158530 | 85 | 15 | 26628 | 2966 | 201 | 460 | 36 | 446 | 1539 | 1516 | 57 | 2332 | 3068 |
| | 1988 | 147646 | 82 | 40 | 20823 | 3103 | 122 | 470 | 57 | 484 | 1406 | 1741 | 61 | 2739 | 7595 |
| LEWIS | 1989 | 773 | | | 56 | 10 | | 14 | | 10 | | 7 | 1 | 40 | 57 |
| | 1988 | 534 | 1 | | 51 | 8 | | 11 | | 3 | | 9 | | 22 | 73 |
| LIVINGSTON | 1989 | 2677 | 1 | | 204 | 23 | 2 | 14 | | 91 | | 19 | 4 | 228 | 296 |
| | 1988 | 2408 | 6 | 2 | 171 | 26 | | 22 | | 39 | | 28 | 5 | 159 | 269 |

* EXCEPT FORCIBLE RAPE OR PROSTITUTION

NEW YORK STATE UNIFORM CRIME REPORT
ARRESTS FOR PART II OFFENSES
BY COUNTY
1989-1988

| COUNTY | YEAR | PART II TOTAL | ARSON | KIDNAP PING | CONTR SUB- STANCES | DANG'S WEAP- ONS | BRIB- ERY | SEX * OF- FENSES | EXTOR- TION | FOR- GERY | PROS- TITU- TION | STOLEN PROP- ERTY | COER- CION | CRIM'L MIS- CHIEF | FRAUD |
|------------|------|------------------|-------|----------------|--------------------------|------------------------|--------------|------------------------|----------------|--------------|------------------------|-------------------------|---------------|-------------------------|-------|
| MADISON | 1989 | 2562 | 4 | 3 | 137 | 13 | | 44 | | 27 | | 56 | | 135 | 205 |
| | 1988 | 2080 | 13 | | 99 | 11 | | 40 | 1 | 34 | | 46 | | 119 | 216 |
| MONROE | 1989 | 30733 | 66 | 6 | 2843 | 646 | 7 | 386 | 1 | 637 | 579 | 1351 | 2 | 2030 | 1395 |
| | 1988 | 27355 | 85 | 1 | 1868 | 442 | 12 | 376 | 2 | 554 | 479 | 841 | 3 | 1808 | 1455 |
| MONTGOMERY | 1989 | 2354 | 8 | | 411 | 42 | | 24 | | 17 | 4 | 58 | | 126 | 134 |
| | 1988 | 1928 | 7 | | 269 | 21 | | 19 | | 14 | | 52 | | 103 | 48 |
| NASSAU | 1989 | 17451 | 29 | 6 | 3141 | 391 | 12 | 187 | 1 | 277 | 501 | 875 | 9 | 775 | 250 |
| | 1988 | 17196 | 32 | 5 | 3059 | 496 | 22 | 153 | 4 | 296 | 499 | 1033 | 4 | 834 | 281 |
| NEW YORK | 1989 | 218708 | 72 | 24 | 41132 | 2222 | 199 | 489 | 57 | 497 | 7070 | 2898 | 40 | 2431 | 4196 |
| | 1988 | 232232 | 72 | 25 | 41319 | 2299 | 217 | 599 | 41 | 516 | 8974 | 2741 | 45 | 2758 | 6875 |
| NIAGARA | 1989 | 7476 | 8 | 3 | 594 | 44 | 1 | 76 | | 58 | 61 | 226 | | 654 | 167 |
| | 1988 | 7155 | 8 | | 369 | 52 | 1 | 101 | | 56 | 94 | 214 | | 612 | 147 |
| ONEIDA | 1989 | 8094 | 25 | 10 | 693 | 160 | | 119 | | 167 | 16 | 143 | | 505 | 630 |
| | 1988 | 7355 | 24 | 2 | 613 | 129 | | 102 | | 112 | 25 | 149 | | 529 | 420 |
| ONONDAGA | 1989 | 15193 | 22 | 1 | 2124 | 296 | 1 | 309 | | 247 | 143 | 411 | 4 | 838 | 419 |
| | 1988 | 13181 | 23 | 2 | 1766 | 288 | 3 | 241 | | 241 | 164 | 461 | 5 | 772 | 454 |
| ONTARIO | 1989 | 3951 | 11 | 3 | 268 | 55 | | 47 | | 26 | | 45 | 1 | 208 | 392 |
| | 1988 | 4175 | 14 | | 324 | 52 | | 54 | | 30 | 1 | 54 | | 232 | 406 |
| ORANGE | 1989 | 13922 | 22 | | 2479 | 244 | 4 | 139 | | 168 | 43 | 371 | 2 | 762 | 582 |
| | 1988 | 12663 | 27 | 2 | 2314 | 292 | 1 | 151 | | 157 | 8 | 402 | 1 | 721 | 419 |
| ORLEANS | 1989 | 1390 | | 3 | 72 | 15 | 1 | 20 | 3 | 13 | | 17 | | 92 | 43 |
| | 1988 | 1332 | 6 | 6 | 61 | 10 | | 13 | | 5 | | 28 | | 74 | 47 |
| OSWEGO | 1989 | 3314 | 6 | | 189 | 31 | | 82 | | 28 | | 76 | 1 | 164 | 226 |
| | 1988 | 2840 | 4 | | 128 | 19 | | 75 | | 41 | | 60 | 2 | 170 | 229 |
| OTSEGO | 1989 | 2344 | 3 | 1 | 130 | 26 | | 42 | | 27 | | 49 | | 119 | 193 |
| | 1988 | 2265 | 4 | | 135 | 32 | | 34 | | 27 | | 25 | | 127 | 163 |

* EXCEPT FORCIBLE RAPE OR PROSTITUTION

NEW YORK STATE UNIFORM CRIME REPORT
ARRESTS FOR PART II OFFENSES
BY COUNTY
1989-1988

| COUNTY | YEAR | PART II TOTAL | ARSON | KIDNAP PING | CONTR SUB- STANCES | DANG'S WEAP- ONS | BRIB- ERY | SEX * OF- FENSES | EXTOR- TION | FOR- GERY | PROS- TITU- TION | STOLEN PROP- ERTY | COER- CION | CRIM'L MIS- CHIEF | FRAUD |
|--------------|------|------------------|-------|----------------|--------------------------|------------------------|--------------|------------------------|----------------|--------------|------------------------|-------------------------|---------------|-------------------------|-------|
| PUTNAM | 1989 | 2614 | 2 | | 521 | 23 | 2 | 19 | | 37 | | 38 | | 159 | 64 |
| | 1988 | 2288 | 18 | 1 | 321 | 39 | | 17 | | 61 | | 71 | | 103 | 53 |
| QUEENS | 1989 | 79272 | 50 | 40 | 11999 | 1081 | 65 | 339 | 42 | 284 | 1239 | 1198 | 49 | 1633 | 1281 |
| | 1988 | 84383 | 56 | 26 | 12250 | 1179 | 39 | 315 | 32 | 246 | 859 | 1109 | 63 | 1567 | 1975 |
| RENSSELAER | 1989 | 5341 | 15 | | 549 | 72 | | 75 | | 45 | 3 | 96 | | 315 | 195 |
| | 1988 | 4673 | 28 | 2 | 534 | 48 | | 54 | | 30 | 5 | 113 | 1 | 224 | 147 |
| RICHMOND | 1989 | 10063 | 14 | 4 | 1398 | 154 | 8 | 72 | 5 | 58 | 249 | 209 | 6 | 387 | 95 |
| | 1988 | 9103 | 15 | 1 | 1468 | 164 | 10 | 92 | 3 | 43 | 174 | 237 | 5 | 430 | 74 |
| ROCKLAND | 1989 | 6396 | 10 | 1 | 1022 | 118 | 5 | 68 | 6 | 61 | 6 | 232 | 2 | 400 | 125 |
| | 1988 | 6801 | 16 | 3 | 965 | 151 | 2 | 53 | | 67 | 1 | 296 | | 393 | 133 |
| ST. LAWRENCE | 1989 | 4228 | 12 | | 290 | 48 | 2 | 58 | | 61 | 2 | 113 | | 279 | 196 |
| | 1988 | 4492 | 3 | 1 | 306 | 33 | | 55 | | 70 | | 92 | | 276 | 332 |
| SARATOGA | 1989 | 6857 | 8 | | 519 | 50 | 2 | 97 | | 104 | 1 | 124 | | 340 | 756 |
| | 1988 | 6848 | 14 | | 587 | 68 | 1 | 129 | | 104 | | 151 | | 373 | 587 |
| SCHENECTADY | 1989 | 6086 | 19 | | 764 | 54 | 4 | 74 | | 83 | 74 | 217 | 27 | 380 | 343 |
| | 1988 | 5751 | 45 | 3 | 435 | 96 | 1 | 72 | 7 | 78 | 18 | 174 | 3 | 362 | 403 |
| SCHOHARIE | 1989 | 1312 | 3 | | 130 | 31 | | 16 | | 19 | | 24 | | 58 | 91 |
| | 1988 | 1074 | 10 | | 102 | 14 | | 33 | | 10 | | 20 | | 58 | 59 |
| SCHUYLER | 1989 | 885 | | 1 | 27 | 6 | | 9 | | 8 | | 10 | | 65 | 105 |
| | 1988 | 855 | 2 | 2 | 42 | 3 | | 28 | | 4 | | 4 | | 31 | 84 |
| SENECA | 1989 | 1969 | 2 | 1 | 172 | 24 | 1 | 32 | | 14 | | 14 | | 99 | 176 |
| | 1988 | 1588 | 4 | 1 | 116 | 26 | | 25 | 1 | 11 | | 33 | | 87 | 133 |
| STEBEN | 1989 | 3772 | 6 | | 390 | 56 | 1 | 62 | | 48 | | 52 | 2 | 183 | 560 |
| | 1988 | 3242 | 7 | | 224 | 41 | | 42 | | 42 | 1 | 76 | 1 | 169 | 420 |
| SUFFOLK | 1989 | 41376 | 87 | 10 | 6923 | 463 | 6 | 477 | 2 | 865 | 374 | 1602 | 9 | 1907 | 704 |
| | 1988 | 40582 | 97 | 7 | 5611 | 470 | 13 | 480 | 6 | 938 | 248 | 1479 | 13 | 1798 | 637 |

* EXCEPT FORCIBLE RAPE OR PROSTITUTION

NEW YORK STATE UNIFORM CRIME REPORT
ARRESTS FOR PART II OFFENSES
BY COUNTY
1989-1988

| COUNTY | YEAR | PART II TOTAL | ARSON | KIDNAP PING | CONTR SUB- STANCES | DANG'S WEAP- ONS | BRIB- ERY | SEX * OF- FENSES | EXTOR- TION | FOR- GERY | PROS- TITU- TION | STOLEN PROP- ERTY | COER- CION | CRIM'L MIS- CHIEF | FRAUD |
|--------------|------|------------------|-------|----------------|--------------------------|------------------------|--------------|------------------------|----------------|--------------|------------------------|-------------------------|---------------|-------------------------|-------|
| SULLIVAN | 1989 | 5190 | 4 | | 685 | 95 | 3 | 40 | 1 | 44 | 2 | 118 | | 187 | 142 |
| | 1988 | 4811 | 13 | 1 | 635 | 86 | 3 | 53 | | 38 | 2 | 113 | | 186 | 166 |
| TIOGA | 1989 | 1879 | 3 | | 149 | 20 | | 28 | | 21 | | 31 | | 115 | 116 |
| | 1988 | 1622 | 4 | | 79 | 13 | | 23 | | 28 | | 35 | | 83 | 66 |
| TOMPKINS | 1989 | 3473 | 4 | | 323 | 46 | 2 | 44 | 1 | 134 | | 145 | 1 | 169 | 224 |
| | 1988 | 3437 | 11 | | 254 | 44 | 3 | 58 | | 120 | | 145 | | 211 | 213 |
| ULSTER | 1989 | 7321 | 9 | 5 | 681 | 104 | | 66 | | 98 | 45 | 232 | 8 | 335 | 280 |
| | 1988 | 7529 | 12 | 1 | 634 | 107 | 1 | 76 | | 131 | 18 | 233 | 1 | 415 | 254 |
| WARREN | 1989 | 4372 | 5 | 1 | 288 | 37 | | 59 | | 46 | | 68 | | 284 | 309 |
| | 1988 | 3620 | 7 | 5 | 222 | 25 | 2 | 43 | | 45 | | 73 | | 212 | 191 |
| WASHINGTON | 1989 | 2937 | 5 | 1 | 136 | 29 | | 48 | | 63 | | 53 | 1 | 236 | 79 |
| | 1988 | 2242 | 6 | | 68 | 14 | | 31 | | 17 | | 25 | | 170 | 85 |
| WAYNE | 1989 | 4593 | 4 | | 500 | 50 | | 51 | 1 | 58 | | 68 | 2 | 197 | 567 |
| | 1988 | 4488 | 13 | 5 | 343 | 39 | | 62 | | 81 | | 64 | 1 | 271 | 512 |
| WESTCHESTER | 1989 | 23601 | 30 | 10 | 5607 | 432 | 26 | 131 | 3 | 216 | 131 | 1593 | 14 | 1081 | 156 |
| | 1988 | 21822 | 27 | 7 | 4767 | 443 | 7 | 167 | 6 | 232 | 100 | 1388 | 6 | 1016 | 172 |
| WYOMING | 1989 | 1255 | 2 | | 93 | 23 | | 26 | | 14 | | 42 | | 63 | 75 |
| | 1988 | 1135 | 2 | | 44 | 22 | | 19 | | 10 | 2 | 22 | | 71 | 97 |
| YATES | 1989 | 811 | 13 | | 51 | 6 | | 13 | | 9 | | 10 | | 115 | 44 |
| | 1988 | 871 | 5 | | 31 | 13 | | 26 | | 8 | | 11 | | 68 | 55 |
| GRAND TOTALS | 1989 | 894762 | 1034 | 198 | 145087 | 13831 | 707 | 6281 | 179 | 6578 | 14262 | 18744 | 296 | 27804 | 26218 |
| | 1988 | 891668 | 1161 | 203 | 131771 | 13610 | 582 | 6259 | 185 | 6358 | 15269 | 17716 | 284 | 27588 | 33036 |
| NYC TOTALS | 1989 | 549920 | 301 | 102 | 101203 | 8489 | 607 | 1695 | 155 | 1552 | 11599 | 7634 | 184 | 8298 | 9731 |
| | 1988 | 571250 | 324 | 112 | 95549 | 8583 | 489 | 1891 | 148 | 1515 | 13038 | 7517 | 223 | 9051 | 18183 |

* EXCEPT FORCIBLE RAPE OR PROSTITUTION

NEW YORK STATE UNIFORM CRIME REPORT
ARRESTS FOR PART II OFFENSES, CONTINUED
BY COUNTY
1989-1988

| COUNTY | YEAR | GAM- BLING | OFF'SES PUBLIC ORDER | EM BEZZLE MENT | SIMPLE ASSAULT | OFF'SES AGAINST FAMILY | DRIVING WHILE INTOX. | UNAUTH USE OF VEHICLE | POSS'N BURG TOOLS | OTHER F/P OFF'ES | LIQUOR VIOLA- TIONS | DIS'LY CON- DUCT | PUBLIC NARCOT. INTOX. | LOITER ING | ALL ** OTHER OFF'ES |
|-------------|------|---------------|----------------------------|----------------------|-------------------|------------------------------|----------------------------|-----------------------------|-------------------------|------------------------|---------------------------|------------------------|-----------------------------|---------------|---------------------------|
| ALBANY | 1989 | 10 | 28 | 3 | 1030 | 83 | 2328 | 94 | 11 | 885 | 20 | 698 | | 110 | 1144 |
| | 1988 | 5 | 37 | 5 | 1063 | 85 | 2133 | 82 | 7 | 685 | 11 | 581 | | 51 | 958 |
| ALLEGANY | 1989 | | 6 | 1 | 111 | 73 | 316 | 13 | 1 | 295 | 10 | 239 | | | 363 |
| | 1988 | | 3 | 2 | 111 | 24 | 290 | 25 | | 268 | 7 | 255 | | | 360 |
| BRONX | 1989 | 856 | 61 | 21 | 3276 | 10 | 1283 | 189 | 85 | 1810 | 339 | 6111 | 1 | 280 | 40110 |
| | 1988 | 829 | 31 | 17 | 3145 | 13 | 1154 | 170 | 118 | 1999 | 707 | 8465 | | 688 | 51533 |
| BROOME | 1989 | 12 | 9 | 9 | 723 | 55 | 798 | 71 | 30 | 983 | 16 | 785 | 45 | 5 | 702 |
| | 1988 | 1 | 13 | 7 | 722 | 50 | 865 | 70 | 20 | 822 | 18 | 884 | 2 | 4 | 947 |
| CATTARAUGUS | 1989 | 1 | 58 | 5 | 293 | 18 | 1018 | 40 | | 237 | 4 | 417 | 3 | 3 | 654 |
| | 1988 | | 45 | 2 | 272 | 14 | 1041 | 44 | 9 | 273 | 10 | 393 | | 2 | 789 |
| CAYUGA | 1989 | | 9 | 16 | 339 | 58 | 387 | 87 | | 346 | 5 | 438 | | 1 | 537 |
| | 1988 | 1 | 9 | 3 | 235 | 91 | 263 | 62 | | 390 | 7 | 505 | | 2 | 393 |
| CHAUTAUQUA | 1989 | 7 | 77 | 9 | 475 | 28 | 1237 | 53 | 6 | 528 | 85 | 1238 | | 8 | 1173 |
| | 1988 | 6 | 64 | 3 | 426 | 23 | 1083 | 63 | 3 | 410 | 65 | 1108 | | 8 | 925 |
| CHEMUNG | 1989 | | 2 | 9 | 346 | 112 | 454 | 30 | 13 | 547 | 8 | 808 | | | 475 |
| | 1988 | | 5 | 7 | 297 | 71 | 470 | 32 | 2 | 521 | 3 | 683 | 1 | 8 | 413 |
| CHENANGO | 1989 | 2 | 10 | 2 | 118 | 78 | 370 | 15 | | 368 | 4 | 172 | | 9 | 499 |
| | 1988 | | 1 | 2 | 101 | 57 | 429 | 23 | | 314 | 23 | 143 | | | 542 |
| CLINTON | 1989 | 2 | 96 | 1 | 175 | 33 | 710 | 23 | | 470 | 6 | 254 | | 1 | 178 |
| | 1988 | | 109 | 2 | 164 | 27 | 698 | 16 | | 367 | 8 | 326 | | 2 | 272 |
| COLUMBIA | 1989 | | 6 | 2 | 504 | 23 | 457 | 17 | 6 | 446 | 9 | 253 | 7 | 2 | 483 |
| | 1988 | 5 | 1 | 1 | 436 | 6 | 373 | 35 | | 373 | 1 | 228 | | 4 | 358 |
| CORTLAND | 1989 | | 91 | 2 | 203 | 19 | 374 | 7 | 1 | 145 | 19 | 272 | | | 411 |
| | 1988 | 2 | 75 | 1 | 160 | 6 | 451 | 29 | | 108 | 25 | 206 | | | 365 |
| DELAWARE | 1989 | | 118 | 1 | 103 | 19 | 407 | 15 | 1 | 240 | 35 | 173 | | 2 | 351 |
| | 1988 | 1 | 41 | 2 | 102 | 27 | 363 | 25 | | 231 | 26 | 210 | | 2 | 262 |

** EXCEPT TRAFFIC

NEW YORK STATE UNIFORM CRIME REPORT
ARRESTS FOR PART II OFFENSES, CONTINUED
BY COUNTY
1989-1988

| COUNTY | YEAR | GAM- BLING | OFF'SES PUBLIC ORDER | EM BEZZLE MENT | SIMPLE ASSAULT | OFF'SES AGAINST FAMILY | DRIVING WHILE INTOX. | UNAUTH USE OF VEHICLE | POSS'N BURG TOOLS | OTHER F/P OFF'ES | LIQUOR VIOLA- TIONS | DIS'LY CON- DUCT | PUBLIC NARCOT. INTOX. | LOITER ING | ALL ** OTHER OFF'ES |
|------------|------|---------------|----------------------------|----------------------|-------------------|------------------------------|----------------------------|-----------------------------|-------------------------|------------------------|---------------------------|------------------------|-----------------------------|---------------|---------------------------|
| DUTCHESS | 1989 | 1 | 17 | 8 | 1044 | 57 | 2019 | 95 | 14 | 1661 | 30 | 1074 | 6 | 240 | 1724 |
| | 1988 | 4 | 35 | 12 | 1079 | 44 | 1805 | 74 | 14 | 1444 | 21 | 1198 | 2 | 133 | 1674 |
| ERIE | 1989 | 49 | 93 | 19 | 2281 | 355 | 4259 | 46 | 60 | 1535 | 43 | 1034 | 1 | 13 | 2709 |
| | 1988 | 75 | 53 | 2 | 2020 | 273 | 4261 | 43 | 37 | 1134 | 88 | 963 | | 24 | 2589 |
| ESSEX | 1989 | | | 1 | 85 | 15 | 292 | 19 | | 156 | | 118 | | | 128 |
| | 1988 | 2 | | 2 | 82 | 12 | 327 | 16 | | 144 | 1 | 105 | | | 168 |
| FRANKLIN | 1989 | 6 | | 7 | 198 | 13 | 483 | 10 | 1 | 295 | 2 | 198 | | | 203 |
| | 1988 | 3 | 9 | | 102 | 26 | 453 | 8 | | 286 | 18 | 226 | | | 154 |
| FULTON | 1989 | | 12 | | 160 | 25 | 376 | 22 | | 200 | 4 | 323 | | | 218 |
| | 1988 | | 8 | 2 | 113 | 10 | 339 | 24 | | 233 | 12 | 354 | | 1 | 312 |
| GENESEE | 1989 | 1 | 2 | 3 | 210 | 34 | 503 | 25 | | 155 | 1 | 262 | | | 501 |
| | 1988 | | | 1 | 196 | 23 | 520 | 36 | | 201 | 1 | 221 | | | 565 |
| GREENE | 1989 | 1 | 23 | 1 | 129 | 28 | 443 | 17 | | 293 | 4 | 336 | | 14 | 198 |
| | 1988 | 2 | 32 | 2 | 111 | 24 | 457 | 9 | | 271 | 10 | 238 | | 5 | 134 |
| HAMILTON | 1989 | | | 1 | 10 | 3 | 79 | 1 | | 37 | 2 | 10 | | | 44 |
| | 1988 | | 1 | | 9 | 8 | 74 | | | 19 | | 14 | | | 33 |
| HERKIMER | 1989 | 8 | 61 | | 145 | 30 | 545 | 34 | 2 | 419 | 7 | 298 | 3 | | 453 |
| | 1988 | | 61 | 5 | 136 | 15 | 497 | 39 | | 335 | 12 | 224 | | | 279 |
| JEFFERSON | 1989 | | 36 | 4 | 311 | 56 | 835 | 17 | | 373 | 7 | 486 | | 2 | 470 |
| | 1988 | | 18 | 1 | 303 | 46 | 865 | 21 | 3 | 403 | 8 | 558 | 3 | 3 | 445 |
| KINGS | 1989 | 841 | 39 | 32 | 5905 | 10 | 1758 | 241 | 363 | 3372 | 1687 | 10865 | | 315 | 93753 |
| | 1988 | 1271 | 42 | 30 | 6354 | 6 | 1830 | 261 | 325 | 3786 | 1754 | 13560 | 2 | 369 | 79333 |
| LEWIS | 1989 | | 9 | | 33 | 22 | 171 | 2 | | 140 | 9 | 54 | | 1 | 137 |
| | 1988 | | 6 | | 23 | 11 | 148 | 6 | | 98 | 3 | 43 | | | 118 |
| LIVINGSTON | 1989 | 5 | 117 | 3 | 90 | 22 | 466 | 73 | | 303 | 2 | 315 | | 8 | 391 |
| | 1988 | | 113 | 1 | 55 | 22 | 485 | 45 | 3 | 330 | 2 | 277 | | 4 | 344 |

** EXCEPT TRAFFIC

NEW YORK STATE UNIFORM CRIME REPORT
ARRESTS FOR PART II OFFENSES, CONTINUED
BY COUNTY
1989-1988

| COUNTY | YEAR | GAM- BLING | OFF'SES PUBLIC ORDER | EM BEZZLE MENT | SIMPLE ASSAULT | OFF'SES AGAINST FAMILY | DRIVING WHILE INTOX. | UNAUTH USE OF VEHICLE | POSS'N BURG TOOLS | OTHER F/P OFF'SES | LIQUOR VIOLA- TIONS | DIS'LY CON- DUCT | PUBLIC NARCOT. INTOX. | LOITER ING | ALL ** OTHER OFF'SES |
|------------|------|---------------|----------------------------|----------------------|-------------------|------------------------------|----------------------------|-----------------------------|-------------------------|-------------------------|---------------------------|------------------------|-----------------------------|---------------|----------------------------|
| MADISON | 1989 | 3 | 2 | 4 | 167 | 65 | 515 | 18 | 1 | 333 | 36 | 339 | | 1 | 454 |
| | 1988 | 4 | 6 | | 143 | 68 | 421 | 24 | | 161 | 21 | 289 | | 1 | 363 |
| MONROE | 1989 | 23 | 6 | 31 | 6403 | 66 | 2662 | 123 | 78 | 2873 | 36 | 3549 | 1 | 74 | 4859 |
| | 1988 | 16 | 18 | 18 | 5157 | 48 | 2867 | 81 | 40 | 2380 | 37 | 3232 | 1 | 56 | 5478 |
| MONTGOMERY | 1989 | 2 | 18 | 4 | 138 | 15 | 528 | 19 | | 299 | 17 | 232 | 1 | | 257 |
| | 1988 | | 23 | | 100 | 18 | 531 | 22 | | 265 | 16 | 161 | 1 | | 258 |
| NASSAU | 1989 | 99 | 19 | 2 | 1360 | 69 | 5529 | 88 | 47 | 1995 | 20 | 608 | 18 | 61 | 1082 |
| | 1988 | 89 | 60 | 3 | 1325 | 81 | 5262 | 98 | 35 | 1659 | 37 | 699 | 6 | 45 | 1079 |
| NEW YORK | 1989 | 1360 | 1446 | 128 | 6765 | 20 | 1193 | 253 | 368 | 3674 | 1831 | 14819 | 6 | 1475 | 124043 |
| | 1988 | 1775 | 295 | 115 | 7379 | 18 | 1325 | 264 | 409 | 4934 | 2641 | 21609 | 3 | 1959 | 123025 |
| NIAGARA | 1989 | 1 | 93 | 2 | 613 | 16 | 1227 | 47 | 47 | 944 | 48 | 1084 | 2 | 3 | 1457 |
| | 1988 | 5 | 566 | 5 | 505 | 27 | 1234 | 84 | 5 | 989 | 56 | 990 | 5 | | 1030 |
| ONEIDA | 1989 | 8 | 45 | 7 | 651 | 78 | 1358 | 76 | 4 | 1144 | 51 | 596 | 2 | 31 | 1575 |
| | 1988 | 15 | 17 | 14 | 646 | 77 | 1147 | 103 | | 1111 | 38 | 574 | | 24 | 1484 |
| ONONDAGA | 1989 | 44 | 51 | 19 | 1626 | 39 | 2560 | 140 | 3 | 1464 | 35 | 1022 | 3 | 8 | 3364 |
| | 1988 | 54 | 32 | 15 | 1442 | 45 | 2264 | 124 | 10 | 1405 | 17 | 896 | | 14 | 2443 |
| ONTARIO | 1989 | | 2 | 5 | 196 | 78 | 872 | 61 | 4 | 357 | 26 | 562 | | 1 | 731 |
| | 1988 | | 60 | 4 | 139 | 102 | 957 | 69 | 2 | 291 | 23 | 575 | 2 | | 784 |
| ORANGE | 1989 | 23 | 377 | 3 | 1240 | 108 | 2218 | 114 | 18 | 1809 | 73 | 1405 | 1 | 34 | 1683 |
| | 1988 | 15 | 263 | 5 | 1093 | 79 | 2180 | 124 | 11 | 1845 | 41 | 1245 | | 28 | 1239 |
| ORLEANS | 1989 | | 17 | 2 | 170 | 5 | 296 | 12 | | 214 | 2 | 158 | | | 235 |
| | 1988 | | 27 | | 135 | 6 | 231 | 10 | | 218 | 1 | 138 | | 3 | 313 |
| OSWEGO | 1989 | 6 | 3 | 3 | 399 | 24 | 961 | 45 | 2 | 418 | 97 | 341 | | 2 | 210 |
| | 1988 | 5 | 1 | 2 | 329 | 42 | 853 | 50 | | 327 | 17 | 257 | 1 | | 228 |
| OTSEGO | 1989 | | 9 | 3 | 206 | 31 | 555 | 12 | | 208 | 2 | 235 | | 3 | 490 |
| | 1988 | | 1 | 1 | 180 | 44 | 561 | 20 | 2 | 199 | 6 | 208 | | 4 | 492 |

** EXCEPT TRAFFIC

NEW YORK STATE UNIFORM CRIME REPORT
ARRESTS FOR PART II OFFENSES, CONTINUED
BY COUNTY
1989-1988

| COUNTY | YEAR | GAM- BLING | OFF'SES PUBLIC ORDER | EM BEZZLE MENT | SIMPLE ASSAULT | OFF'SES AGAINST FAMILY | DRIVING WHILE INTOX. | UNAUTH USE OF VEHICLE | POSS'N BURG TOOLS | OTHER F/P OFF'ES | LIQUOR VIOLA- TIONS | DIS'LY CON- DUCT | PUBLIC NARCOT. INTOX. | LOITER ING | ALL ** OTHER OFF'ES |
|--------------|------|---------------|----------------------------|----------------------|-------------------|------------------------------|----------------------------|-----------------------------|-------------------------|------------------------|---------------------------|------------------------|-----------------------------|---------------|---------------------------|
| PUTNAM | 1989 | | | 8 | 189 | 5 | 619 | 21 | 1 | 415 | 1 | 129 | | 4 | 357 |
| | 1988 | | 7 | 2 | 135 | 5 | 693 | 23 | 1 | 323 | 7 | 112 | | 3 | 293 |
| QUEENS | 1989 | 424 | 226 | 48 | 3580 | 9 | 1474 | 237 | 166 | 1489 | 6323 | 3996 | | 3991 | 38009 |
| | 1988 | 551 | 39 | 42 | 3882 | 13 | 1659 | 227 | 161 | 1792 | 6004 | 4904 | | 3167 | 42226 |
| RENSSELAER | 1989 | 5 | 130 | 3 | 311 | 152 | 1327 | 52 | 1 | 505 | 12 | 363 | 3 | | 1112 |
| | 1988 | 2 | 149 | 4 | 304 | 151 | 1218 | 26 | 5 | 454 | 10 | 377 | 2 | 1 | 784 |
| RICHMOND | 1989 | 46 | 4 | 4 | 1188 | 2 | 509 | 93 | 13 | 396 | 1076 | 1463 | 11 | 107 | 2492 |
| | 1988 | 64 | 4 | 7 | 1236 | | 529 | 78 | 15 | 404 | 937 | 1149 | | 10 | 1954 |
| ROCKLAND | 1989 | 6 | 126 | | 574 | 48 | 1003 | 63 | 3 | 679 | 45 | 982 | 2 | 36 | 773 |
| | 1988 | 9 | 148 | 1 | 554 | 257 | 1016 | 66 | 20 | 704 | 60 | 940 | 2 | 14 | 930 |
| ST. LAWRENCE | 1989 | 3 | | 3 | 260 | 48 | 781 | 51 | 6 | 781 | 3 | 637 | 13 | 1 | 580 |
| | 1988 | 3 | | 1 | 206 | 62 | 954 | 86 | 1 | 686 | 18 | 512 | 6 | 2 | 787 |
| SARATOGA | 1989 | 4 | 11 | 5 | 327 | 57 | 1643 | 57 | 6 | 870 | 94 | 991 | 1 | 5 | 785 |
| | 1988 | 2 | 10 | 2 | 338 | 70 | 1441 | 31 | 4 | 743 | 192 | 996 | 5 | 5 | 995 |
| SCHENECTADY | 1989 | 11 | 22 | 1 | 620 | 127 | 810 | 54 | 1 | 513 | 5 | 1107 | | 10 | 766 |
| | 1988 | 8 | 20 | | 624 | 128 | 955 | 117 | 1 | 370 | 12 | 1125 | | 1 | 693 |
| SCHOHARIE | 1989 | | 5 | | 87 | 21 | 355 | 16 | | 151 | 9 | 130 | | | 166 |
| | 1988 | | 31 | 1 | 56 | 39 | 238 | 20 | | 123 | 7 | 95 | | | 158 |
| SCHUYLER | 1989 | | | | 59 | 6 | 151 | 8 | | 93 | 2 | 55 | | | 280 |
| | 1988 | | | 2 | 51 | 3 | 100 | 5 | | 86 | 5 | 46 | | | 357 |
| SENECA | 1989 | 3 | 13 | | 57 | 21 | 359 | 14 | | 287 | 33 | 203 | | | 444 |
| | 1988 | | 36 | | 57 | 12 | 301 | 14 | | 206 | 31 | 181 | | 2 | 311 |
| STEUBEN | 1989 | 1 | 15 | 5 | 328 | 72 | 585 | 45 | 1 | 539 | 3 | 241 | 1 | | 576 |
| | 1988 | | 20 | 4 | 365 | 57 | 549 | 40 | | 407 | 4 | 254 | | | 519 |
| SUFFOLK | 1989 | 48 | 62 | 3 | 3186 | 123 | 7447 | 640 | 73 | 6790 | 63 | 4172 | 4 | 967 | 4369 |
| | 1988 | 82 | 92 | 1 | 2853 | 98 | 9087 | 648 | 69 | 5965 | 69 | 3930 | 7 | 735 | 5149 |

** EXCEPT TRAFFIC

NEW YORK STATE UNIFORM CRIME REPORT
ARRESTS FOR PART II OFFENSES, CONTINUED
BY COUNTY
1989-1988

| COUNTY | YEAR | GAM- BLING | OFF'SES PUBLIC ORDER | EM BEZZLE MENT | SIMPLE ASSAULT | OFF'SES AGAINST FAMILY | DRIVING WHILE INTOX. | UNAUTH USE OF VEHICLE | POSS'N BURG TOOLS | OTHER F/P OFF'SES | LIQUOR VIOLA- TIONS | DIS'LY CON- DUCT | PUBLIC NARCOT. INTOX. | LOITER ING | ALL ** OTHER OFF'SES |
|--------------|------|---------------|----------------------------|----------------------|-------------------|------------------------------|----------------------------|-----------------------------|-------------------------|-------------------------|---------------------------|------------------------|-----------------------------|---------------|----------------------------|
| SULLIVAN | 1989 | 3 | | 3 | 274 | 26 | 967 | 44 | 2 | 1303 | 79 | 485 | | 29 | 654 |
| | 1988 | | | 5 | 279 | 19 | 871 | 20 | 2 | 1214 | 124 | 471 | 6 | 8 | 496 |
| TIOGA | 1989 | 4 | 27 | 1 | 88 | 38 | 336 | 33 | | 241 | 3 | 183 | 2 | 7 | 433 |
| | 1988 | | 15 | | 93 | 61 | 419 | 10 | | 214 | 9 | 184 | | | 286 |
| TOMPKINS | 1989 | | | 4 | 129 | 91 | 592 | 50 | 10 | 439 | 7 | 605 | 7 | 7 | 439 |
| | 1988 | 1 | 1 | | 144 | 59 | 551 | 46 | 2 | 385 | 4 | 636 | 5 | 2 | 542 |
| ULSTER | 1989 | 2 | 127 | 7 | 467 | 39 | 1209 | 131 | 11 | 1206 | 19 | 753 | 1 | 10 | 1476 |
| | 1988 | | 153 | 3 | 410 | 43 | 1237 | 118 | 2 | 1326 | 40 | 800 | 32 | 10 | 1472 |
| WARREN | 1989 | | | 1 | 289 | 251 | 698 | 19 | 5 | 861 | | 427 | | 1 | 723 |
| | 1988 | 16 | 5 | | 301 | 116 | 707 | 17 | 4 | 501 | 31 | 427 | | | 670 |
| WASHINGTON | 1989 | 1 | 24 | | 193 | 10 | 647 | 28 | 3 | 396 | 6 | 353 | 4 | | 621 |
| | 1988 | 2 | 16 | 2 | 147 | 16 | 582 | 12 | 2 | 200 | 27 | 310 | | 2 | 508 |
| WAYNE | 1989 | 7 | 28 | 10 | 372 | 79 | 816 | 55 | | 622 | 14 | 359 | | 6 | 727 |
| | 1988 | 3 | 70 | 5 | 361 | 75 | 786 | 62 | 3 | 691 | 28 | 294 | | 3 | 715 |
| WESTCHESTER | 1989 | 131 | 193 | 1 | 1657 | 191 | 3616 | 143 | 70 | 1539 | 105 | 2483 | 5 | 131 | 3906 |
| | 1988 | 32 | 117 | 1 | 1414 | 235 | 3222 | 181 | 62 | 1369 | 96 | 2733 | 29 | 48 | 3945 |
| WYOMING | 1989 | | | 1 | 129 | 2 | 313 | 10 | | 181 | 20 | 99 | | | 162 |
| | 1988 | | | 1 | 100 | 13 | 355 | 14 | | 151 | | 80 | | | 132 |
| YATES | 1989 | 1 | 1 | | 130 | 5 | 127 | 1 | | 100 | | 62 | | | 123 |
| | 1988 | | | 1 | 116 | 4 | 102 | 16 | | 66 | 4 | 71 | | | 274 |
| GRAND TOTALS | 1989 | 4071 | 4082 | 481 | 52725 | 3316 | 69226 | 4129 | 1538 | 52367 | 12554 | 72459 | 154 | 8019 | 348422 |
| | 1988 | 4990 | 3114 | 379 | 50416 | 3206 | 69079 | 4208 | 1409 | 49609 | 13511 | 83468 | 123 | 7457 | 346677 |
| NYC TOTALS | 1989 | 3527 | 1776 | 233 | 20714 | 51 | 6217 | 1013 | 995 | 10741 | 11256 | 37254 | 18 | 6168 | 298407 |
| | 1988 | 4520 | 411 | 211 | 21996 | 50 | 6497 | 1000 | 1028 | 12915 | 12043 | 49687 | 5 | 6193 | 298071 |

** EXCEPT TRAFFIC

NEW YORK STATE UNIFORM CRIME REPORT
 BREAKDOWN OF ARRESTS FOR SELECTED OFFENSES
 BY COUNTY
 1989-1988

CONTROLLED SUBSTANCES

| COUNTY | YEAR | / SALE/MANUFACTURE / | | | | | | USE/POSSESSION | | | | |
|------------|------|---------------------------|-------------------------------|----------------------------|-----------|------------------------|-----------------------------|-----------------------------|----------------------------|-----------|------------------------|-----------------------------|
| | | TOTAL DRUG OFFENSES | SALE/ MANUFACTURE TOTAL | OPIUM COCAINE DERIV. | MARIJUANA | SYNTHETIC NARCOTICS | OTHER DANGEROUS DRUGS | USE/ POSSESSION TOTAL | OPIUM COCAINE DERIV. | MARIJUANA | SYNTHETIC NARCOTICS | OTHER DANGEROUS DRUGS |
| ALBANY | 1989 | 1614 | 237 | 197 | 29 | 5 | 6 | 1377 | 608 | 729 | 23 | 17 |
| | 1988 | 1289 | 166 | 119 | 40 | 4 | 3 | 1123 | 493 | 588 | 18 | 24 |
| ALLEGANY | 1989 | 100 | 22 | 2 | 8 | | 12 | 78 | 6 | 55 | | 17 |
| | 1988 | 42 | 13 | | 13 | | | 29 | 1 | 28 | | |
| BRONX | 1989 | 20046 | 10932 | 9253 | 1097 | 97 | 485 | 9114 | 6977 | 1701 | 55 | 381 |
| | 1988 | 19689 | 11298 | 9355 | 1432 | 36 | 475 | 8391 | 5881 | 2114 | 39 | 357 |
| BROOME | 1989 | 663 | 310 | 226 | 72 | | 12 | 353 | 91 | 214 | 6 | 42 |
| | 1988 | 530 | 174 | 111 | 50 | 2 | 11 | 356 | 88 | 222 | 7 | 39 |
| CATARAUGUS | 1989 | 262 | 31 | 15 | 16 | | | 231 | 30 | 195 | 4 | 2 |
| | 1988 | 145 | 23 | 13 | 7 | 1 | 2 | 122 | 15 | 101 | 4 | 2 |
| CAYUGA | 1989 | 203 | 45 | 16 | 26 | 1 | 2 | 158 | 29 | 120 | 4 | 5 |
| | 1988 | 152 | 42 | 19 | 21 | | 2 | 110 | 22 | 81 | 1 | 6 |
| CHAUTAUQUA | 1989 | 656 | 118 | 92 | 16 | 8 | 2 | 538 | 128 | 395 | 11 | 4 |
| | 1988 | 392 | 99 | 79 | 17 | | 3 | 293 | 101 | 180 | 3 | 9 |
| CHEMUNG | 1989 | 194 | 52 | 45 | 3 | 1 | 3 | 142 | 37 | 101 | 2 | 2 |
| | 1988 | 120 | 30 | 23 | 5 | | 2 | 90 | 17 | 66 | 4 | 3 |
| CHENANGO | 1989 | 72 | 5 | 2 | 3 | | | 67 | 8 | 58 | | 1 |
| | 1988 | 64 | 3 | | 3 | | | 61 | 4 | 57 | | |
| CLINTON | 1989 | 470 | 16 | 13 | 5 | 1 | | 451 | 73 | 338 | 29 | 11 |
| | 1988 | 455 | 15 | 3 | 9 | 2 | 1 | 440 | 102 | 315 | 11 | 12 |
| COLUMBIA | 1989 | 521 | 49 | 35 | 11 | 1 | 2 | 472 | 146 | 323 | 3 | |
| | 1988 | 417 | 110 | 92 | 10 | 4 | 4 | 307 | 114 | 181 | 9 | 3 |
| CORTLAND | 1989 | 101 | 23 | 12 | 7 | 4 | | 78 | 13 | 62 | 1 | 2 |
| | 1988 | 67 | 18 | 6 | 11 | | 1 | 49 | 7 | 41 | 1 | |
| DELAWARE | 1989 | 77 | 11 | 3 | 8 | | | 66 | 8 | 55 | 1 | 2 |
| | 1988 | 97 | 12 | 3 | 7 | 2 | | 85 | 12 | 69 | 4 | |

NEW YORK STATE UNIFORM CRIME REPORT
 BREAKDOWN OF ARRESTS FOR SELECTED OFFENSES
 BY COUNTY
 1989-1988

CONTROLLED SUBSTANCES

| COUNTY | YEAR | SALE/MANUFACTURE | | | | | | USE/POSSESSION | | | | |
|------------|------|---------------------------|-------------------------------|----------------------------|-----------|------------------------|-----------------------------|-----------------------------|----------------------------|-----------|------------------------|-----------------------------|
| | | TOTAL DRUG OFFENSES | SALE/ MANUFACTURE TOTAL | OPIUM COCAINE DERIV. | MARIJUANA | SYNTHETIC NARCOTICS | OTHER DANGEROUS DRUGS | USE/ POSSESSION TOTAL | OPIUM COCAINE DERIV. | MARIJUANA | SYNTHETIC NARCOTICS | OTHER DANGEROUS DRUGS |
| DUTCHESS | 1989 | 1521 | 214 | 188 | 23 | 1 | 2 | 1307 | 683 | 581 | 15 | 28 |
| | 1988 | 1247 | 151 | 118 | 32 | | 1 | 1096 | 557 | 493 | 18 | 28 |
| ERIE | 1989 | 2742 | 343 | 212 | 110 | 14 | 7 | 2399 | 1363 | 953 | 76 | 7 |
| | 1988 | 2243 | 269 | 142 | 110 | 14 | 3 | 1974 | 1052 | 822 | 89 | 11 |
| ESSEX | 1989 | 84 | 5 | | 4 | 1 | | 79 | 14 | 63 | 1 | 1 |
| | 1988 | 97 | 6 | 2 | 4 | | | 91 | 21 | 68 | 1 | 1 |
| FRANKLIN | 1989 | 251 | 16 | 1 | 15 | | | 235 | 27 | 189 | 2 | 17 |
| | 1988 | 203 | 15 | 6 | 9 | | | 188 | 21 | 166 | | 1 |
| FULTON | 1989 | 116 | 42 | 39 | 3 | | | 74 | 12 | 61 | | 1 |
| | 1988 | 235 | 89 | 70 | 19 | | | 146 | 73 | 70 | 2 | 1 |
| GENESEE | 1989 | 241 | 14 | 7 | 5 | 1 | 1 | 227 | 33 | 180 | 6 | 8 |
| | 1988 | 178 | 19 | 1 | 13 | 3 | 2 | 159 | 16 | 129 | 9 | 5 |
| GREENE | 1989 | 190 | 13 | 5 | 8 | | | 177 | 51 | 124 | 2 | |
| | 1988 | 217 | 30 | 17 | 12 | | 1 | 187 | 43 | 137 | 4 | 3 |
| HAMILTON | 1989 | 58 | 4 | 2 | 2 | | | 54 | 2 | 51 | 1 | |
| | 1988 | 62 | 2 | | 1 | 1 | | 60 | 2 | 57 | 1 | |
| HERKIMER | 1989 | 255 | 102 | 73 | 26 | | 3 | 153 | 23 | 116 | 4 | 10 |
| | 1988 | 107 | 19 | 13 | 5 | 1 | | 88 | 26 | 61 | | 1 |
| JEFFERSON | 1989 | 332 | 59 | 21 | 36 | 2 | | 273 | 24 | 237 | 7 | 5 |
| | 1988 | 316 | 37 | 18 | 19 | | | 279 | 30 | 238 | 6 | 5 |
| KINGS | 1989 | 26628 | 13021 | 11561 | 1029 | 27 | 404 | 13607 | 10920 | 2219 | 32 | 436 |
| | 1988 | 20823 | 10291 | 8614 | 1386 | 14 | 277 | 10532 | 7702 | 2503 | 19 | 308 |
| LEWIS | 1989 | 56 | | | | | | 56 | 3 | 53 | | |
| | 1988 | 51 | 2 | | 1 | 1 | | 49 | 2 | 47 | | |
| LIVINGSTON | 1989 | 204 | 28 | 7 | 20 | | 1 | 176 | 22 | 146 | 4 | 4 |
| | 1988 | 171 | 13 | | 11 | | 2 | 158 | 11 | 144 | | 3 |

NEW YORK STATE UNIFORM CRIME REPORT
 BREAKDOWN OF ARRESTS FOR SELECTED OFFENSES
 BY COUNTY
 1989-1988

CONTROLLED SUBSTANCES

| COUNTY | YEAR | SALE/MANUFACTURE | | | | | | USE/POSSESSION | | | | |
|------------|------|---------------------------|-------------------------------|----------------------------|-----------|------------------------|-----------------------------|-----------------------------|----------------------------|-----------|------------------------|-----------------------------|
| | | TOTAL DRUG OFFENSES | SALE/ MANUFACTURE TOTAL | OPIUM COCAINE DERIV. | MARIJUANA | SYNTHETIC NARCOTICS | OTHER DANGEROUS DRUGS | USE/ POSSESSION TOTAL | OPIUM COCAINE DERIV. | MARIJUANA | SYNTHETIC NARCOTICS | OTHER DANGEROUS DRUGS |
| MADISON | 1989 | 137 | 15 | 4 | 11 | | | 122 | 25 | 91 | 2 | 4 |
| | 1988 | 99 | 7 | 3 | 2 | | 2 | 92 | 9 | 75 | 2 | 6 |
| MONROE | 1989 | 2843 | 377 | 317 | 52 | 1 | 7 | 2466 | 1583 | 866 | 3 | 14 |
| | 1988 | 1868 | 189 | 136 | 45 | | 8 | 1679 | 830 | 824 | 7 | 18 |
| MONTGOMERY | 1989 | 411 | 68 | 61 | 6 | | 1 | 343 | 119 | 206 | 2 | 16 |
| | 1988 | 269 | 45 | 35 | 8 | 1 | 1 | 224 | 73 | 126 | 11 | 14 |
| NASSAU | 1989 | 3141 | 1132 | 998 | 52 | 23 | 59 | 2009 | 1359 | 409 | 33 | 208 |
| | 1988 | 3059 | 1056 | 960 | 63 | 14 | 19 | 2003 | 1165 | 541 | 37 | 260 |
| NEW YORK | 1989 | 41132 | 17951 | 14814 | 2314 | 71 | 752 | 23181 | 17969 | 4083 | 133 | 996 |
| | 1988 | 41319 | 16327 | 13459 | 2100 | 62 | 706 | 24992 | 19024 | 4584 | 172 | 1212 |
| NIAGARA | 1989 | 594 | 80 | 40 | 32 | 8 | | 514 | 266 | 234 | 5 | 9 |
| | 1988 | 369 | 44 | 15 | 18 | 6 | 5 | 325 | 48 | 271 | 3 | 3 |
| ONEIDA | 1989 | 693 | 66 | 36 | 25 | 4 | 1 | 627 | 145 | 477 | 3 | 2 |
| | 1988 | 613 | 55 | 32 | 21 | | 2 | 558 | 134 | 388 | 19 | 17 |
| ONONDAGA | 1989 | 2124 | 156 | 17 | 43 | 7 | 89 | 1968 | 79 | 1256 | 1 | 632 |
| | 1988 | 1766 | 261 | 31 | 100 | | 130 | 1505 | 112 | 909 | 4 | 480 |
| ONTARIO | 1989 | 268 | 35 | 17 | 13 | | 5 | 233 | 42 | 187 | 2 | 2 |
| | 1988 | 324 | 67 | 38 | 22 | 2 | 5 | 257 | 48 | 198 | 3 | 8 |
| ORANGE | 1989 | 2479 | 260 | 215 | 36 | 6 | 3 | 2219 | 1296 | 863 | 20 | 40 |
| | 1988 | 2314 | 261 | 205 | 49 | | 7 | 2053 | 1254 | 705 | 60 | 34 |
| ORLEANS | 1989 | 72 | 8 | 5 | 3 | | | 64 | 14 | 50 | | |
| | 1988 | 61 | 6 | 4 | 1 | 1 | | 55 | 11 | 42 | 2 | |
| OSWEGO | 1989 | 189 | 14 | 7 | 4 | 2 | 1 | 175 | 22 | 153 | | |
| | 1988 | 128 | 5 | 2 | 3 | | | 123 | 16 | 107 | | |
| OTSEGO | 1989 | 130 | 18 | 13 | 5 | | | 112 | 13 | 95 | 2 | 2 |
| | 1988 | 135 | 12 | 2 | 9 | | 1 | 123 | 11 | 105 | 3 | 4 |

NEW YORK STATE UNIFORM CRIME REPORT
 BREAKDOWN OF ARRESTS FOR SELECTED OFFENSES
 BY COUNTY
 1989-1988

CONTROLLED SUBSTANCES

| COUNTY | YEAR | TOTAL DRUG OFFENSES | SALE/MANUFACTURE | | | | | USE/POSSESSION | | | | |
|--------------|------|---------------------------|-------------------------------|----------------------------|-----------|------------------------|-----------------------------|-----------------------------|----------------------------|-----------|------------------------|-----------------------------|
| | | | SALE/ MANUFACTURE TOTAL | OPIUM COCAINE DERIV. | MARIJUANA | SYNTHETIC NARCOTICS | OTHER DANGEROUS DRUGS | USE/ POSSESSION TOTAL | OPIUM COCAINE DERIV. | MARIJUANA | SYNTHETIC NARCOTICS | OTHER DANGEROUS DRUGS |
| PUTNAM | 1989 | 521 | 64 | 48 | 16 | | | 457 | 202 | 239 | 6 | 10 |
| | 1988 | 321 | 35 | 28 | 4 | 1 | 2 | 286 | 142 | 139 | 2 | 3 |
| QUEENS | 1989 | 11999 | 6168 | 5267 | 813 | 8 | 80 | 5831 | 4430 | 1244 | 9 | 148 |
| | 1988 | 12250 | 7249 | 5943 | 1172 | 14 | 120 | 5001 | 3387 | 1436 | 16 | 162 |
| RENSSELAER | 1989 | 549 | 80 | 53 | 25 | 2 | | 469 | 136 | 327 | 2 | 4 |
| | 1988 | 534 | 103 | 85 | 17 | 1 | | 431 | 125 | 293 | 1 | 12 |
| RICHMOND | 1989 | 1398 | 543 | 508 | 19 | 1 | 15 | 855 | 502 | 339 | 1 | 13 |
| | 1988 | 1468 | 572 | 499 | 57 | | 16 | 896 | 492 | 370 | 5 | 29 |
| ROCKLAND | 1989 | 1022 | 163 | 126 | 34 | 2 | 1 | 859 | 529 | 319 | 1 | 10 |
| | 1988 | 965 | 112 | 79 | 26 | 2 | 5 | 853 | 513 | 326 | 6 | 8 |
| ST. LAWRENCE | 1989 | 290 | 23 | 9 | 13 | | 1 | 267 | 27 | 216 | 2 | 22 |
| | 1988 | 306 | 26 | 4 | 18 | 1 | 3 | 280 | 33 | 212 | 5 | 30 |
| SARATOGA | 1989 | 519 | 113 | 54 | 55 | 3 | 1 | 406 | 64 | 330 | 6 | 6 |
| | 1988 | 587 | 50 | 32 | 16 | 2 | | 537 | 124 | 395 | 7 | 11 |
| SCHENECTADY | 1989 | 764 | 64 | 57 | 6 | | 1 | 700 | 449 | 190 | 5 | 10 |
| | 1988 | 435 | 70 | 64 | 5 | | 1 | 365 | 218 | 116 | 25 | 6 |
| SCHOHARIE | 1989 | 130 | 11 | 2 | 9 | | | 119 | 5 | 112 | 1 | 1 |
| | 1988 | 102 | 14 | 5 | 9 | | | 88 | 15 | 70 | 1 | 2 |
| SCHUYLER | 1989 | 27 | 1 | | 1 | | | 26 | 3 | 22 | | 1 |
| | 1988 | 42 | 5 | | 5 | | | 37 | 2 | 35 | | |
| SENECA | 1989 | 172 | 23 | 13 | 9 | | 1 | 149 | 21 | 124 | 2 | 2 |
| | 1988 | 116 | 6 | | 6 | | | 110 | 12 | 92 | 4 | 2 |
| STEBEN | 1989 | 390 | 52 | 22 | 15 | 14 | 1 | 338 | 57 | 262 | 9 | 10 |
| | 1988 | 224 | 16 | 4 | 11 | | 1 | 208 | 15 | 190 | | 3 |
| SUFFOLK | 1989 | 6923 | 1714 | 1364 | 131 | 7 | 212 | 5209 | 3251 | 1646 | 29 | 283 |
| | 1988 | 5611 | 1073 | 735 | 112 | 4 | 222 | 4538 | 2003 | 2082 | 30 | 423 |

NEW YORK STATE UNIFORM CRIME REPORT
 BREAKDOWN OF ARRESTS FOR SELECTED OFFENSES
 BY COUNTY
 1989-1988

CONTROLLED SUBSTANCES

| COUNTY | YEAR | TOTAL DRUG OFFENSES | SALE/MANUFACTURE | | | | | USE/POSSESSION | | | | |
|--------------|------|---------------------------|-------------------------------|----------------------------|-----------|------------------------|-----------------------------|-----------------------------|----------------------------|-----------|------------------------|-----------------------------|
| | | | SALE/ MANUFACTURE TOTAL | OPIUM COCAINE DERIV. | MARIJUANA | SYNTHETIC NARCOTICS | OTHER DANGEROUS DRUGS | USE/ POSSESSION TOTAL | OPIUM COCAINE DERIV. | MARIJUANA | SYNTHETIC NARCOTICS | OTHER DANGEROUS DRUGS |
| SULLIVAN | 1989 | 685 | 160 | 144 | 13 | 1 | 2 | 525 | 240 | 265 | 9 | 11 |
| | 1988 | 635 | 144 | 113 | 19 | 12 | | 491 | 292 | 173 | 17 | 9 |
| TIOGA | 1989 | 149 | 11 | 1 | 10 | | | 138 | 16 | 116 | 3 | 3 |
| | 1988 | 79 | 9 | 4 | 3 | | 2 | 70 | 11 | 57 | 2 | |
| TOMPKINS | 1989 | 323 | 20 | 3 | 16 | | 1 | 303 | 43 | 247 | 2 | 11 |
| | 1988 | 254 | 26 | 13 | 13 | | | 228 | 52 | 164 | 2 | 10 |
| ULSTER | 1989 | 681 | 57 | 32 | 21 | 1 | 3 | 624 | 286 | 317 | 10 | 11 |
| | 1988 | 634 | 51 | 22 | 27 | 1 | 1 | 583 | 247 | 315 | 10 | 11 |
| WARREN | 1989 | 288 | 46 | 22 | 24 | | | 242 | 22 | 212 | 5 | 3 |
| | 1988 | 222 | 15 | 7 | 6 | 1 | 1 | 207 | 35 | 160 | 2 | 10 |
| WASHINGTON | 1989 | 136 | 24 | 14 | 8 | | 2 | 112 | 24 | 86 | | 2 |
| | 1988 | 68 | 3 | | 3 | | | 65 | 6 | 55 | 3 | 1 |
| WAYNE | 1989 | 500 | 84 | 66 | 15 | 1 | 2 | 416 | 97 | 299 | 2 | 18 |
| | 1988 | 343 | 45 | 28 | 12 | | 5 | 298 | 44 | 251 | 3 | |
| WESTCHESTER | 1989 | 5607 | 767 | 708 | 42 | 2 | 15 | 4840 | 3958 | 780 | 26 | 76 |
| | 1988 | 4767 | 682 | 611 | 61 | 3 | 7 | 4085 | 3084 | 908 | 20 | 73 |
| WYOMING | 1989 | 93 | 9 | 4 | 2 | | 3 | 84 | 7 | 77 | | |
| | 1988 | 44 | 3 | | 3 | | | 41 | 7 | 34 | | |
| YATES | 1989 | 51 | 5 | 3 | 1 | | 1 | 46 | 2 | 42 | | 2 |
| | 1988 | 31 | 6 | | 6 | | | 25 | 1 | 21 | | 3 |
| GRAND TOTALS | 1989 | 145087 | 56097 | 47091 | 6476 | 328 | 2202 | 88990 | 58634 | 26100 | 671 | 3585 |
| | 1988 | 131771 | 51596 | 42022 | 7299 | 213 | 2062 | 80175 | 50008 | 25747 | 734 | 3686 |
| NYC TOTALS | 1989 | 101203 | 48615 | 41403 | 5272 | 204 | 1736 | 52588 | 40798 | 9586 | 230 | 1974 |
| | 1988 | 95549 | 45737 | 37870 | 6147 | 126 | 1594 | 49812 | 36486 | 11007 | 251 | 2068 |

NEW YORK STATE UNIFORM CRIME REPORT
 BREAKDOWN OF ARRESTS FOR SELECTED OFFENSES, CONTINUED
 BY COUNTY
 1989-1988

| COUNTY | YEAR | / GAMBLING / | | | | / PROSTITUTION / | | | | / DRIVING UNDER THE INFLUENCE | | |
|-------------|------|--------------|-----------------|---------------------|-------|------------------|---------------------|-------------------|------------------|-------------------------------|---------|-------|
| | | TOTAL | BOOK- MAKING | NOS. AND LOTTERY | OTHER | TOTAL | PROMOTING PROST. | PROSTI- TUTION | PATRON- IZING | TOTAL | ALCOHOL | DRUGS |
| ALBANY | 1989 | 10 | 3 | | 7 | 19 | 3 | 12 | 4 | 2328 | 2301 | 27 |
| | 1988 | 5 | 4 | | 1 | 19 | 3 | 12 | 4 | 2133 | 2096 | 37 |
| ALLEGANY | 1989 | | | | | | | | | 316 | 310 | 6 |
| | 1988 | | | | | | | | | 290 | 289 | 1 |
| BRONX | 1989 | 856 | 83 | 363 | 410 | 1502 | 6 | 1479 | 17 | 1283 | 1278 | 5 |
| | 1988 | 859 | 86 | 328 | 445 | 1625 | 4 | 1616 | 5 | 1154 | 1144 | 10 |
| BROOME | 1989 | 12 | 8 | | 4 | 17 | | 16 | 1 | 798 | 779 | 19 |
| | 1988 | 1 | | | 1 | 30 | | 30 | | 865 | 843 | 22 |
| CATTARAUGUS | 1989 | 1 | 1 | | | | | | | 1018 | 1015 | 3 |
| | 1988 | | | | | 1 | | 1 | | 1041 | 1037 | 4 |
| CAYUGA | 1989 | | | | | | | | | 387 | 384 | 3 |
| | 1988 | 1 | | | 1 | | | | | 263 | 259 | 4 |
| CHAUTAUQUA | 1989 | 7 | 5 | | 2 | 2 | 1 | | 1 | 1237 | 1230 | 7 |
| | 1988 | 6 | 3 | 2 | 1 | | | | | 1083 | 1080 | 3 |
| CHEMUNG | 1989 | | | | | 2 | 1 | 1 | | 454 | 453 | 1 |
| | 1988 | | | | | | | | | 470 | 468 | 2 |
| CHENANGO | 1989 | 2 | | | 2 | | | | | 370 | 369 | 1 |
| | 1988 | | | | | | | | | 429 | 429 | |
| CLINTON | 1989 | 2 | 2 | | | | | | | 710 | 703 | 7 |
| | 1988 | | | | | | | | | 698 | 695 | 3 |
| COLUMBIA | 1989 | | | | | 5 | | 3 | 2 | 457 | 451 | 6 |
| | 1988 | 5 | | 5 | | | | | | 373 | 365 | 8 |
| CORTLAND | 1989 | | | | | | | | | 374 | 373 | 1 |
| | 1988 | 2 | | | 2 | | | | | 451 | 448 | 3 |
| DELAWARE | 1989 | | | | | | | | | 407 | 402 | 5 |
| | 1988 | 1 | | | 1 | | | | | 363 | 359 | 4 |

NEW YORK STATE UNIFORM CRIME REPORT
 BREAKDOWN OF ARRESTS FOR SELECTED OFFENSES, CONTINUED
 BY COUNTY
 1989-1988

| COUNTY | YEAR | / GAMBLING / | | | | / PROSTITUTION / | | | | / DRIVING UNDER THE INFLUENCE | | |
|------------|------|--------------|-----------------|---------------------|-------|------------------|---------------------|------------------|------------------|-------------------------------|---------|-------|
| | | TOTAL | BOOK- MAKING | NOS. AND LOTTERY | OTHER | TOTAL | PROMOTING PROST. | PROSTI TUTION | PATRON- IZING | TOTAL | ALCOHOL | DRUGS |
| DUTCHESS | 1989 | 1 | | | 1 | 91 | 2 | 48 | 41 | 2019 | 1980 | 39 |
| | 1988 | 4 | | 3 | 1 | 4 | | 2 | 2 | 1805 | 1780 | 25 |
| ERIE | 1989 | 49 | 3 | 22 | 24 | 534 | 5 | 482 | 47 | 4259 | 4238 | 21 |
| | 1988 | 75 | 30 | 6 | 39 | 508 | 14 | 444 | 50 | 4261 | 4245 | 16 |
| ESSEX | 1989 | | | | | | | | | 292 | 290 | 2 |
| | 1988 | 2 | | | 2 | | | | | 327 | 326 | 1 |
| FRANKLIN | 1989 | 6 | | | 6 | | | | | 483 | 475 | 8 |
| | 1988 | 3 | 1 | | 2 | | | | | 453 | 450 | 3 |
| FULTON | 1989 | | | | | | | | | 376 | 375 | 1 |
| | 1988 | | | | | | | | | 339 | 338 | 1 |
| GENESEE | 1989 | 1 | 1 | | | 2 | 1 | 1 | | 503 | 495 | 8 |
| | 1988 | | | | | | | | | 520 | 519 | 1 |
| GREENE | 1989 | 1 | 1 | | | | | | | 443 | 437 | 6 |
| | 1988 | 2 | | | 2 | | | | | 457 | 442 | 15 |
| HAMILTON | 1989 | | | | | | | | | 79 | 79 | |
| | 1988 | | | | | | | | | 74 | 74 | |
| HERKIMER | 1989 | 8 | | | 8 | 2 | 1 | | 1 | 545 | 542 | 3 |
| | 1988 | | | | | 2 | | | 2 | 497 | 497 | |
| JEFFERSON | 1989 | | | | | 4 | | 1 | 3 | 835 | 829 | 6 |
| | 1988 | | | | | 2 | 1 | | 1 | 865 | 860 | 5 |
| KINGS | 1989 | 841 | 358 | 69 | 414 | 1539 | 12 | 1516 | 11 | 1758 | 1745 | 13 |
| | 1988 | 1271 | 468 | 143 | 660 | 1406 | 24 | 1364 | 18 | 1830 | 1814 | 16 |
| LEWIS | 1989 | | | | | | | | | 171 | 171 | |
| | 1988 | | | | | | | | | 148 | 148 | |
| LIVINGSTON | 1989 | 5 | | | 5 | | | | | 466 | 463 | 3 |
| | 1988 | | | | | | | | | 485 | 480 | 5 |

NEW YORK STATE UNIFORM CRIME REPORT
 BREAKDOWN OF ARRESTS FOR SELECTED OFFENSES, CONTINUED
 BY COUNTY
 1989-1988

| COUNTY | YEAR | GAMBLING | | | | PROSTITUTION | | | | DRIVING UNDER THE INFLUENCE | | |
|------------|------|----------|-----------------|---------------------|-------|--------------|---------------------|-------------------|------------------|-----------------------------|---------|-------|
| | | TOTAL | BOOK- MAKING | NOS. AND LOTTERY | OTHER | TOTAL | PROMOTING PROST. | PROSTI- TUTION | PATRON- IZING | TOTAL | ALCOHOL | DRUGS |
| MADISON | 1989 | 3 | | | 3 | | | | 515 | 511 | 4 | |
| | 1988 | 4 | | | 4 | | | | 421 | 419 | 2 | |
| MONROE | 1989 | 23 | 6 | | 17 | 579 | 20 | 500 | 59 | 2662 | 2654 | 8 |
| | 1988 | 16 | 2 | | 14 | 479 | 13 | 364 | 102 | 2867 | 2857 | 10 |
| MONTGOMERY | 1989 | 2 | | | 2 | 4 | | 4 | | 528 | 517 | 11 |
| | 1988 | | | | | | | | | 531 | 529 | 2 |
| NASSAU | 1989 | 99 | 78 | 4 | 17 | 501 | 32 | 248 | 221 | 5529 | 5438 | 91 |
| | 1988 | 89 | 59 | 11 | 19 | 499 | 12 | 239 | 248 | 5262 | 5113 | 149 |
| NEW YORK | 1989 | 1360 | 462 | 47 | 851 | 7070 | 88 | 6903 | 79 | 1193 | 1163 | 30 |
| | 1988 | 1775 | 721 | 150 | 904 | 8974 | 73 | 8798 | 103 | 1325 | 1307 | 18 |
| NIAGARA | 1989 | 1 | | | 1 | 61 | | 57 | 4 | 1227 | 1224 | 3 |
| | 1988 | 5 | 2 | | 3 | 94 | 1 | 49 | 44 | 1234 | 1230 | 4 |
| ONEIDA | 1989 | 8 | 2 | 5 | 1 | 16 | 1 | 15 | | 1358 | 1346 | 12 |
| | 1988 | 15 | 10 | | 5 | 25 | | 18 | 7 | 1147 | 1131 | 16 |
| ONONDAGA | 1989 | 44 | 13 | 16 | 15 | 143 | 3 | 120 | 20 | 2560 | 2544 | 16 |
| | 1988 | 54 | 1 | 6 | 47 | 164 | 8 | 125 | 31 | 2264 | 2260 | 4 |
| ONTARIO | 1989 | | | | | | | | | 872 | 868 | 4 |
| | 1988 | | | | | 1 | | 1 | | 957 | 951 | 6 |
| ORANGE | 1989 | 23 | 2 | 2 | 19 | 43 | 3 | 38 | 2 | 2218 | 2174 | 44 |
| | 1988 | 15 | 1 | | 14 | 8 | 1 | 6 | 1 | 2180 | 2109 | 71 |
| ORLEANS | 1989 | | | | | | | | | 296 | 292 | 4 |
| | 1988 | | | | | | | | | 231 | 228 | 3 |
| OSWEGO | 1989 | 6 | | 2 | 4 | | | | | 961 | 957 | 4 |
| | 1988 | 5 | | 4 | 1 | | | | | 853 | 850 | 3 |
| OTSEGO | 1989 | | | | | | | | | 555 | 548 | 7 |
| | 1988 | | | | | | | | | 561 | 556 | 5 |

NEW YORK STATE UNIFORM CRIME REPORT
 BREAKDOWN OF ARRESTS FOR SELECTED OFFENSES, CONTINUED
 BY COUNTY
 1989-1988

| COUNTY | YEAR | GAMBLING | | | | PROSTITUTION | | | | DRIVING UNDER THE INFLUENCE | | |
|--------------|------|----------|-----------------|---------------------|-------|--------------|---------------------|-------------------|------------------|-----------------------------|---------|-------|
| | | TOTAL | BOOK- MAKING | NOS. AND LOTTERY | OTHER | TOTAL | PROMOTING PROST. | PROSTI- TUTION | PATRON- IZING | TOTAL | ALCOHOL | DRUGS |
| PUTNAM | 1989 | | | | | | | | | 619 | 608 | 11 |
| | 1988 | | | | | | | | | 693 | 684 | 9 |
| QUEENS | 1989 | 424 | 60 | 90 | 274 | 1239 | 97 | 1133 | 9 | 1474 | 1465 | 9 |
| | 1988 | 551 | 134 | 96 | 321 | 859 | 54 | 788 | 17 | 1659 | 1650 | 9 |
| RENSSELAER | 1989 | 5 | 2 | | 3 | 3 | | 3 | | 1327 | 1319 | 8 |
| | 1988 | 2 | | | 2 | 5 | | 5 | | 1218 | 1216 | 2 |
| RICHMOND | 1989 | 46 | 20 | | 26 | 249 | | 245 | 4 | 509 | 504 | 5 |
| | 1988 | 64 | 51 | 3 | 10 | 174 | 1 | 173 | | 529 | 525 | 4 |
| ROCKLAND | 1989 | 6 | 3 | | 3 | 6 | | 6 | | 1003 | 990 | 13 |
| | 1988 | 9 | 1 | 4 | 4 | 1 | | 1 | | 1016 | 998 | 18 |
| ST. LAWRENCE | 1989 | 3 | | | 3 | 2 | | | 2 | 781 | 772 | 9 |
| | 1988 | 3 | | | 3 | | | | | 954 | 927 | 27 |
| SARATOGA | 1989 | 4 | 2 | | 2 | 1 | 1 | | | 1643 | 1630 | 13 |
| | 1988 | 2 | | | 2 | | | | | 1441 | 1434 | 7 |
| SCHENECTADY | 1989 | 11 | 11 | | | 74 | 2 | 70 | 2 | 810 | 781 | 29 |
| | 1988 | 8 | 7 | | 1 | 18 | 3 | 15 | | 955 | 954 | 1 |
| SCHOHARIE | 1989 | | | | | | | | | 355 | 350 | 5 |
| | 1988 | | | | | | | | | 238 | 236 | 2 |
| SCHUYLER | 1989 | | | | | | | | | 151 | 151 | |
| | 1988 | | | | | | | | | 100 | 100 | |
| SENECA | 1989 | 3 | | 3 | | | | | | 359 | 358 | 1 |
| | 1988 | | | | | | | | | 301 | 300 | 1 |
| STEUBEN | 1989 | 1 | 1 | | | | | | | 585 | 582 | 3 |
| | 1988 | | | | | 1 | | 1 | | 549 | 546 | 3 |
| SUFFOLK | 1989 | 48 | 35 | 4 | 9 | 374 | 10 | 235 | 129 | 7447 | 7295 | 152 |
| | 1988 | 82 | 65 | 8 | 9 | 248 | 6 | 221 | 21 | 9087 | 8967 | 120 |

NEW YORK STATE UNIFORM CRIME REPORT
 BREAKDOWN OF ARRESTS FOR SELECTED OFFENSES, CONTINUED
 BY COUNTY
 1989-1988

| COUNTY | YEAR | / GAMBLING / | | | | / PROSTITUTION / | | | | / DRIVING UNDER THE INFLUENCE | | |
|--------------|------|--------------|-----------------|---------------------|-------|------------------|---------------------|-------------------|------------------|-------------------------------|---------|-------|
| | | TOTAL | BOOK- MAKING | NOS. AND LOTTERY | OTHER | TOTAL | PROMOTING PROST. | PROSTI- TUTION | PATRON- IZING | TOTAL | ALCOHOL | DRUGS |
| SULLIVAN | 1989 | 3 | 3 | | | 2 | 1 | 1 | | 967 | 918 | 49 |
| | 1988 | | | | | 2 | | 1 | 1 | 871 | 837 | 34 |
| TIOGA | 1989 | 4 | 2 | | 2 | | | | | 336 | 334 | 2 |
| | 1988 | | | | | | | | | 419 | 417 | 2 |
| TOMPKINS | 1989 | | | | | | | | | 592 | 587 | 5 |
| | 1988 | 1 | 1 | | | | | | | 551 | 534 | 17 |
| ULSTER | 1989 | 2 | | 2 | | 45 | 2 | 16 | 27 | 1209 | 1171 | 38 |
| | 1988 | | | | | 18 | | 15 | 3 | 1237 | 1212 | 25 |
| WARREN | 1989 | | | | | | | | | 698 | 696 | 2 |
| | 1988 | 16 | 9 | | 7 | | | | | 707 | 703 | 4 |
| WASHINGTON | 1989 | 1 | | | 1 | | | | | 647 | 644 | 3 |
| | 1988 | 2 | | | 2 | | | | | 582 | 580 | 2 |
| WAYNE | 1989 | 7 | | | 7 | | | | | 816 | 812 | 4 |
| | 1988 | 3 | | | 3 | | | | | 786 | 782 | 4 |
| WESTCHESTER | 1989 | 131 | 39 | 56 | 36 | 131 | 2 | 123 | 6 | 3616 | 3458 | 158 |
| | 1988 | 32 | 9 | 20 | 3 | 100 | 4 | 93 | 3 | 3222 | 3152 | 70 |
| WYOMING | 1989 | | | | | | | | 2 | 313 | 310 | 3 |
| | 1988 | | | | | 2 | | | | 355 | 354 | 1 |
| YATES | 1989 | 1 | | | 1 | | | | | 127 | 126 | 1 |
| | 1988 | | | | | | | | | 102 | 101 | 1 |
| GRAND TOTALS | 1989 | 4071 | 1206 | 685 | 2180 | 14262 | 294 | 13276 | 692 | 69226 | 68264 | 962 |
| | 1988 | 4990 | 1665 | 789 | 2536 | 15269 | 222 | 14382 | 665 | 69079 | 68234 | 845 |
| NYC TOTALS | 1989 | 3527 | 983 | 569 | 1975 | 11599 | 203 | 11276 | 120 | 6217 | 6155 | 62 |
| | 1988 | 4520 | 1460 | 720 | 2340 | 13038 | 156 | 12739 | 143 | 6497 | 6440 | 57 |

NEW YORK STATE - 1989 - UNIFORM CRIME REPORT
 ADULT ARRESTS
 (16 AND OVER)
 BY AGE, SEX AND CLASSIFICATION

| SEX | 16 | 17 | 18 | 19 | 20 | 21 | 22 | 23 | 24 | 25-29 | 30-34 | 35-39 | 40-44 | 45-49 | 50-54 | 55-59 | 60-64 | 65 & OVER | TOTAL ADULT |
|-------------------------------------|------|------|------|------|------|------|------|------|------|-------|-------|-------|-------|-------|-------|-------|-------|-----------|-------------|
| MURDER | | | | | | | | | | | | | | | | | | | |
| M | 63 | 81 | 111 | 111 | 98 | 66 | 73 | 74 | 77 | 232 | 146 | 78 | 62 | 33 | 24 | 17 | 9 | 14 | 1369 |
| F | 4 | 2 | 3 | 3 | 2 | 3 | 7 | 4 | 7 | 21 | 9 | 15 | 4 | 5 | 1 | 1 | 1 | 3 | 95 |
| NON-NEGLIGENT MANSLAUGHTER | | | | | | | | | | | | | | | | | | | |
| M | 2 | 6 | 11 | 10 | 5 | 5 | 2 | 5 | 3 | 24 | 10 | 6 | 6 | 4 | 2 | 1 | 3 | | 105 |
| F | | 1 | 1 | 1 | | 2 | 4 | | 2 | 4 | 7 | 3 | | 1 | 1 | | | | 27 |
| NEGLIGENT MANSLAUGHTER | | | | | | | | | | | | | | | | | | | |
| M | 1 | 6 | 4 | 4 | 4 | 5 | 4 | 5 | 2 | 17 | 9 | 4 | 5 | 2 | | | | 1 | 73 |
| F | | | 2 | | 1 | | 1 | 1 | 1 | 2 | 2 | 2 | | | | | | 1 | 13 |
| FORCIBLE RAPE | | | | | | | | | | | | | | | | | | | |
| M | 77 | 80 | 92 | 106 | 103 | 96 | 85 | 98 | 113 | 431 | 339 | 223 | 116 | 67 | 55 | 22 | 13 | 14 | 2130 |
| F | | 1 | | | 1 | | 1 | 1 | | 3 | 9 | 4 | | | | 1 | | | 21 |
| ROBBERY | | | | | | | | | | | | | | | | | | | |
| M | 2101 | 1981 | 2097 | 1923 | 1615 | 1503 | 1366 | 1391 | 1242 | 5126 | 3001 | 1418 | 583 | 250 | 94 | 46 | 19 | 20 | 25776 |
| F | 146 | 110 | 128 | 127 | 105 | 113 | 105 | 134 | 133 | 546 | 320 | 170 | 61 | 32 | 5 | 6 | 2 | 2 | 2245 |
| AGGRAVATED ASSAULT | | | | | | | | | | | | | | | | | | | |
| M | 1138 | 1327 | 1565 | 1477 | 1353 | 1376 | 1308 | 1288 | 1276 | 5832 | 4245 | 2706 | 1681 | 985 | 561 | 322 | 222 | 181 | 28843 |
| F | 152 | 186 | 194 | 181 | 179 | 193 | 211 | 233 | 238 | 1037 | 837 | 542 | 315 | 138 | 57 | 38 | 24 | 23 | 4778 |
| BURGLARY-BREAKING / ENTERING | | | | | | | | | | | | | | | | | | | |
| M | 1234 | 1377 | 1392 | 1285 | 1095 | 942 | 946 | 1003 | 1024 | 4584 | 3183 | 1644 | 667 | 312 | 123 | 56 | 16 | 20 | 20903 |
| F | 66 | 74 | 71 | 80 | 82 | 70 | 94 | 115 | 114 | 448 | 244 | 134 | 59 | 23 | 9 | 7 | 4 | 3 | 1697 |
| LARCENY-THEFT | | | | | | | | | | | | | | | | | | | |
| M | 2752 | 3173 | 3451 | 3105 | 2708 | 2444 | 2226 | 2241 | 2322 | 10894 | 8750 | 5424 | 3033 | 1508 | 771 | 559 | 438 | 574 | 56373 |
| F | 1102 | 1179 | 1346 | 1177 | 1039 | 969 | 982 | 1021 | 1013 | 4904 | 3689 | 2376 | 1323 | 757 | 488 | 400 | 320 | 408 | 24493 |
| MOTOR VEHICLE THEFT | | | | | | | | | | | | | | | | | | | |
| M | 1649 | 1490 | 1401 | 1184 | 856 | 817 | 721 | 681 | 641 | 2776 | 1975 | 1011 | 450 | 168 | 58 | 29 | 8 | 2 | 15917 |
| F | 111 | 100 | 79 | 101 | 68 | 61 | 66 | 78 | 62 | 309 | 196 | 98 | 21 | 10 | 4 | 1 | | | 1365 |
| ARSON | | | | | | | | | | | | | | | | | | | |
| M | 33 | 38 | 36 | 39 | 27 | 27 | 29 | 22 | 28 | 80 | 82 | 49 | 28 | 19 | 11 | 11 | 4 | 5 | 568 |
| F | 4 | 3 | 2 | 8 | 5 | 5 | 4 | 6 | 8 | 31 | 19 | 12 | 11 | 9 | 5 | | | 1 | 133 |
| KIDNAPPING | | | | | | | | | | | | | | | | | | | |
| M | 3 | 10 | 7 | 7 | 7 | 9 | 9 | 11 | 13 | 39 | 22 | 13 | 10 | 1 | 4 | 1 | | 1 | 167 |
| F | 1 | 1 | 1 | 2 | | | | | 2 | 10 | 2 | 2 | | | | | | | 21 |

NEW YORK STATE - 1989 - UNIFORM CRIME REPORT
ADULT ARRESTS
(16 AND OVER)
BY AGE, SEX AND CLASSIFICATION

| SEX | 16 | 17 | 18 | 19 | 20 | 21 | 22 | 23 | 24 | 25-29 | 30-34 | 35-39 | 40-44 | 45-49 | 50-54 | 55-59 | 60-64 | 65 & OVER | TOTAL ADULT |
|-------------------------|------|------|------|------|------|------|------|------|------|-------|-------|-------|-------|-------|-------|-------|-------|--------------|----------------|
| DRUGS TOTAL | | | | | | | | | | | | | | | | | | | |
| M | 3052 | 3970 | 5378 | 6083 | 6065 | 6059 | 5978 | 6269 | 6416 | 28868 | 20738 | 11794 | 5918 | 2498 | 1056 | 459 | 216 | 111 | 120928 |
| F | 330 | 437 | 617 | 812 | 900 | 917 | 1082 | 1238 | 1252 | 6079 | 4161 | 2195 | 907 | 312 | 116 | 64 | 15 | 13 | 21447 |
| SALE/MANUFACTURE | | | | | | | | | | | | | | | | | | | |
| M | 1581 | 1711 | 2049 | 2348 | 2284 | 2339 | 2346 | 2507 | 2457 | 11231 | 7695 | 4164 | 2144 | 927 | 436 | 184 | 90 | 37 | 46530 |
| F | 151 | 174 | 207 | 287 | 313 | 349 | 421 | 488 | 452 | 2322 | 1484 | 772 | 356 | 105 | 54 | 26 | 5 | 4 | 7970 |
| OPIUM ETC. | | | | | | | | | | | | | | | | | | | |
| M | 1365 | 1480 | 1726 | 1969 | 1914 | 1995 | 1978 | 2071 | 2043 | 9305 | 6314 | 3404 | 1738 | 728 | 341 | 154 | 69 | 29 | 38623 |
| F | 133 | 141 | 180 | 240 | 269 | 311 | 365 | 427 | 405 | 2129 | 1315 | 682 | 304 | 96 | 47 | 21 | 4 | 3 | 7072 |
| MARIJUANA | | | | | | | | | | | | | | | | | | | |
| M | 177 | 193 | 268 | 283 | 275 | 264 | 280 | 337 | 319 | 1428 | 959 | 488 | 264 | 119 | 60 | 16 | 16 | 6 | 5752 |
| F | 14 | 26 | 15 | 37 | 34 | 30 | 39 | 42 | 32 | 120 | 98 | 51 | 24 | 6 | 5 | 3 | 1 | 1 | 578 |
| SYNTHETIC | | | | | | | | | | | | | | | | | | | |
| M | 8 | 7 | 12 | 19 | 12 | 10 | 9 | 13 | 11 | 72 | 60 | 19 | 3 | 6 | 4 | 2 | | | 278 |
| F | | 1 | 6 | 2 | 1 | 1 | 1 | 1 | 3 | 9 | 5 | 3 | 3 | 1 | 1 | 2 | | | 40 |
| OTHER | | | | | | | | | | | | | | | | | | | |
| M | 31 | 31 | 43 | 77 | 83 | 70 | 79 | 86 | 84 | 426 | 362 | 253 | 128 | 74 | 31 | 12 | 5 | 2 | 1877 |
| F | 4 | 6 | 6 | 8 | 9 | 7 | 16 | 18 | 12 | 64 | 66 | 36 | 25 | 2 | 1 | | | | 280 |
| DRUGS USE/POSS. | | | | | | | | | | | | | | | | | | | |
| M | 1471 | 2259 | 3329 | 3735 | 3781 | 3720 | 3632 | 3762 | 3959 | 17637 | 13043 | 7630 | 3774 | 1571 | 620 | 275 | 126 | 74 | 74398 |
| F | 179 | 263 | 410 | 525 | 587 | 568 | 661 | 750 | 800 | 3757 | 2677 | 1423 | 551 | 207 | 62 | 38 | 10 | 9 | 13477 |
| OPIUM ETC. | | | | | | | | | | | | | | | | | | | |
| M | 773 | 1116 | 1500 | 1780 | 1895 | 1963 | 2074 | 2257 | 2420 | 11864 | 9330 | 5822 | 2835 | 1210 | 480 | 213 | 105 | 46 | 47683 |
| F | 105 | 138 | 207 | 292 | 404 | 387 | 469 | 556 | 589 | 3029 | 2205 | 1174 | 444 | 163 | 50 | 28 | 7 | 6 | 10253 |
| MARIJUANA | | | | | | | | | | | | | | | | | | | |
| M | 647 | 1072 | 1713 | 1813 | 1718 | 1607 | 1414 | 1354 | 1377 | 4955 | 3010 | 1381 | 719 | 273 | 104 | 45 | 16 | 23 | 23241 |
| F | 68 | 112 | 176 | 208 | 153 | 147 | 164 | 144 | 158 | 532 | 364 | 160 | 87 | 33 | 10 | 9 | 3 | 3 | 2531 |
| SYNTHETIC | | | | | | | | | | | | | | | | | | | |
| M | 13 | 19 | 29 | 29 | 29 | 23 | 22 | 30 | 22 | 124 | 91 | 58 | 29 | 15 | 5 | 1 | | | 539 |
| F | 2 | 3 | 12 | 1 | 4 | 8 | 2 | 11 | 12 | 27 | 18 | 13 | 7 | 3 | | | | | 123 |
| OTHER | | | | | | | | | | | | | | | | | | | |
| M | 38 | 52 | 87 | 113 | 139 | 127 | 122 | 121 | 140 | 694 | 612 | 369 | 191 | 73 | 31 | 16 | 5 | 5 | 2935 |
| F | 4 | 10 | 15 | 24 | 26 | 26 | 26 | 39 | 41 | 169 | 90 | 76 | 13 | 8 | 2 | 1 | | | 570 |

NEW YORK STATE - 1989 - UNIFORM CRIME REPORT
 ADULT ARRESTS
 (16 AND OVER)
 BY AGE, SEX AND CLASSIFICATION

| SEX | 16 | 17 | 18 | 19 | 20 | 21 | 22 | 23 | 24 | 25-29 | 30-34 | 35-39 | 40-44 | 45-49 | 50-54 | 55-59 | 60-64 | 65 & OVER | TOTAL ADULT |
|-------------------------------------|------|------|------|------|------|------|-----|-----|------|-------|-------|-------|-------|-------|-------|-------|-------|--------------|----------------|
| DANGEROUS WEAPONS | | | | | | | | | | | | | | | | | | | |
| M | 584 | 775 | 876 | 885 | 722 | 666 | 576 | 582 | 535 | 2100 | 1345 | 893 | 569 | 358 | 204 | 146 | 68 | 60 | 11944 |
| F | 34 | 34 | 49 | 48 | 37 | 41 | 43 | 36 | 37 | 155 | 124 | 83 | 34 | 32 | 19 | 8 | 2 | 3 | 819 |
| BRIBERY | | | | | | | | | | | | | | | | | | | |
| M | 3 | 6 | 11 | 8 | 12 | 24 | 22 | 12 | 28 | 125 | 125 | 70 | 51 | 45 | 35 | 18 | 17 | 8 | 620 |
| F | | 1 | | 1 | 5 | 4 | 2 | 3 | 3 | 28 | 16 | 7 | 4 | 5 | 35 | 18 | 1 | 1 | 81 |
| SEX OFFENSES | | | | | | | | | | | | | | | | | | | |
| M | 164 | 169 | 222 | 177 | 188 | 171 | 189 | 181 | 203 | 894 | 753 | 542 | 412 | 306 | 192 | 127 | 101 | 135 | 5126 |
| F | 7 | 5 | 7 | 9 | 13 | 21 | 8 | 9 | 5 | 56 | 49 | 22 | 20 | 10 | 5 | 127 | 4 | 1 | 251 |
| EXTORTION | | | | | | | | | | | | | | | | | | | |
| M | 12 | 7 | 8 | 9 | 4 | 7 | 11 | 6 | 8 | 26 | 24 | 8 | 7 | 2 | 2 | 2 | 1 | | 144 |
| F | | 1 | 1 | 1 | | 1 | 2 | 5 | 1 | 3 | 6 | 2 | | | | | | | 23 |
| FORGERY & COUNTERFEITING | | | | | | | | | | | | | | | | | | | |
| M | 60 | 173 | 290 | 354 | 295 | 227 | 229 | 233 | 235 | 974 | 653 | 391 | 275 | 105 | 76 | 42 | 21 | 11 | 4644 |
| F | 25 | 59 | 105 | 108 | 125 | 91 | 107 | 72 | 115 | 420 | 334 | 154 | 85 | 45 | 12 | 11 | 2 | 2 | 1872 |
| PROMOTING PROSTITUTION | | | | | | | | | | | | | | | | | | | |
| M | 1 | 1 | 1 | 1 | 4 | 5 | 8 | 8 | 9 | 26 | 19 | 23 | 7 | 8 | 3 | 4 | 2 | 1 | 131 |
| F | | 2 | | 5 | 3 | 1 | 4 | 3 | 3 | 37 | 37 | 27 | 20 | 10 | 4 | 2 | 2 | 2 | 162 |
| PROSTITUTION | | | | | | | | | | | | | | | | | | | |
| M | 9 | 25 | 37 | 58 | 99 | 104 | 79 | 146 | 139 | 372 | 161 | 54 | 21 | 8 | 2 | 1 | 2 | | 1317 |
| F | 26 | 49 | 88 | 436 | 820 | 792 | 737 | 843 | 1093 | 4097 | 2033 | 713 | 161 | 48 | 7 | 5 | | 3 | 11951 |
| PATRONIZING PROSTITUTES | | | | | | | | | | | | | | | | | | | |
| M | 1 | 8 | 10 | 14 | 17 | 21 | 24 | 22 | 24 | 140 | 129 | 76 | 52 | 35 | 20 | 20 | 14 | 5 | 632 |
| F | | 4 | | | | 3 | 5 | 8 | 3 | 16 | 7 | 6 | 5 | | 1 | | | | 58 |
| STOLEN PROPERTY | | | | | | | | | | | | | | | | | | | |
| M | 843 | 1090 | 1186 | 1024 | 863 | 748 | 700 | 649 | 691 | 2764 | 2036 | 1125 | 619 | 319 | 129 | 65 | 37 | 38 | 14926 |
| F | 99 | 116 | 147 | 133 | 114 | 96 | 96 | 94 | 74 | 457 | 294 | 191 | 92 | 42 | 16 | 8 | 3 | 8 | 2080 |
| COERCION | | | | | | | | | | | | | | | | | | | |
| M | 12 | 15 | 20 | 8 | 12 | 15 | 10 | 10 | 12 | 43 | 25 | 20 | 15 | 15 | 7 | | 1 | | 240 |
| F | | | 3 | 4 | 1 | 1 | | | 1 | 8 | 2 | 5 | 1 | 2 | | | 1 | 1 | 30 |
| CRIMINAL MISCHIEF | | | | | | | | | | | | | | | | | | | |
| M | 1135 | 1428 | 1518 | 1323 | 1136 | 1035 | 924 | 900 | 881 | 3711 | 2329 | 1321 | 665 | 353 | 155 | 96 | 60 | 53 | 19023 |
| F | 78 | 95 | 107 | 125 | 122 | 91 | 84 | 107 | 103 | 449 | 310 | 159 | 98 | 44 | 26 | 13 | 7 | 9 | 2027 |

NEW YORK STATE - 1989 - UNIFORM CRIME REPORT
ADULT ARRESTS
(16 AND OVER)
BY AGE, SEX AND CLASSIFICATION

| SEX | 16 | 17 | 18 | 19 | 20 | 21 | 22 | 23 | 24 | 25-29 | 30-34 | 35-39 | 40-44 | 45-49 | 50-54 | 55-59 | 60-64 | 65 & OVER | TOTAL ADULT |
|-------------------------------------|------|------|------|------|------|------|------|------|------|-------|-------|-------|-------|-------|-------|-------|-------|-----------|-------------|
| FRAUD | | | | | | | | | | | | | | | | | | | |
| M | 130 | 241 | 390 | 549 | 684 | 667 | 708 | 805 | 762 | 3717 | 2916 | 1744 | 1074 | 570 | 257 | 138 | 82 | 78 | 15512 |
| F | 42 | 48 | 209 | 259 | 287 | 334 | 354 | 322 | 331 | 1662 | 1191 | 787 | 532 | 274 | 133 | 50 | 37 | 34 | 6886 |
| GAMBLING-BOOKMAKING | | | | | | | | | | | | | | | | | | | |
| M | 1 | 1 | 4 | 10 | 16 | 18 | 12 | 16 | 12 | 108 | 117 | 122 | 115 | 109 | 101 | 98 | 45 | 38 | 943 |
| F | | | 1 | 2 | 6 | 6 | 4 | 5 | 5 | 46 | 43 | 54 | 34 | 22 | 15 | 10 | 6 | 3 | 262 |
| GAMBLING-NUMBERS AND LOTTERY | | | | | | | | | | | | | | | | | | | |
| M | 3 | 4 | 3 | 5 | 3 | 9 | 8 | 5 | 6 | 59 | 52 | 61 | 55 | 60 | 69 | 57 | 34 | 26 | 519 |
| F | | | | | 4 | 3 | 2 | 2 | 9 | 21 | 28 | 30 | 29 | 19 | 8 | 6 | 4 | 1 | 166 |
| GAMBLING-OTHER | | | | | | | | | | | | | | | | | | | |
| M | 11 | 20 | 34 | 22 | 15 | 32 | 30 | 33 | 38 | 263 | 264 | 258 | 184 | 167 | 138 | 117 | 79 | 63 | 1768 |
| F | 2 | 1 | 4 | 4 | 3 | 3 | 8 | 10 | 19 | 52 | 82 | 68 | 46 | 40 | 25 | 16 | 3 | 6 | 392 |
| OFFENSE AGAINST PUBLIC ORDER | | | | | | | | | | | | | | | | | | | |
| M | 89 | 153 | 190 | 224 | 177 | 192 | 193 | 165 | 160 | 612 | 443 | 301 | 165 | 73 | 55 | 31 | 15 | 18 | 3256 |
| F | 24 | 26 | 25 | 32 | 42 | 31 | 26 | 19 | 19 | 107 | 74 | 40 | 31 | 19 | 7 | 5 | 4 | 11 | 542 |
| EMBEZZLEMENT | | | | | | | | | | | | | | | | | | | |
| M | 5 | 7 | 12 | 18 | 13 | 12 | 12 | 14 | 20 | 83 | 38 | 40 | 18 | 14 | 12 | 4 | 1 | 2 | 325 |
| F | 7 | 6 | 10 | 10 | 11 | 3 | 6 | 8 | 9 | 24 | 15 | 11 | 13 | 6 | | | | | 139 |
| SIMPLE ASSAULT | | | | | | | | | | | | | | | | | | | |
| M | 1177 | 1576 | 1785 | 1855 | 1881 | 1871 | 1779 | 1936 | 1954 | 8909 | 6675 | 4087 | 2596 | 1416 | 831 | 475 | 284 | 291 | 41378 |
| F | 274 | 260 | 317 | 295 | 268 | 300 | 277 | 283 | 285 | 1270 | 950 | 520 | 344 | 194 | 103 | 58 | 35 | 42 | 6075 |
| OFFENSES AGAINST FAMILY | | | | | | | | | | | | | | | | | | | |
| M | 39 | 72 | 102 | 123 | 111 | 165 | 141 | 126 | 101 | 517 | 406 | 280 | 158 | 95 | 47 | 26 | 23 | 19 | 2551 |
| F | 25 | 12 | 21 | 20 | 35 | 27 | 34 | 33 | 19 | 127 | 115 | 66 | 33 | 15 | 7 | 3 | 2 | 6 | 600 |
| DWI-ALCOHOL | | | | | | | | | | | | | | | | | | | |
| M | 70 | 407 | 1153 | 1765 | 2037 | 2510 | 2584 | 2664 | 2946 | 13306 | 10256 | 7057 | 5050 | 3301 | 2195 | 1433 | 903 | 769 | 60406 |
| F | 20 | 46 | 155 | 250 | 316 | 365 | 408 | 362 | 401 | 1929 | 1329 | 836 | 592 | 368 | 197 | 131 | 66 | 72 | 7843 |
| DWI-DRUGS | | | | | | | | | | | | | | | | | | | |
| M | 6 | 19 | 32 | 44 | 44 | 41 | 48 | 39 | 41 | 191 | 168 | 108 | 59 | 18 | 14 | 5 | 5 | 1 | 882 |
| F | | | 1 | 3 | 2 | 3 | 2 | 2 | 3 | 20 | 19 | 10 | 8 | 5 | | 2 | | | 80 |
| UNAUTHORIZED USE OF VEHICLE | | | | | | | | | | | | | | | | | | | |
| M | 232 | 260 | 231 | 188 | 161 | 158 | 126 | 105 | 125 | 419 | 279 | 154 | 81 | 38 | 17 | 8 | 3 | 4 | 2589 |
| F | 31 | 31 | 25 | 21 | 22 | 26 | 19 | 20 | 9 | 66 | 45 | 26 | 5 | 6 | 3 | | 1 | 1 | 357 |

NEW YORK STATE - 1989 - UNIFORM CRIME REPORT
 ADULT ARRESTS
 (16 AND OVER)
 BY AGE, SEX AND CLASSIFICATION

| SEX | 16 | 17 | 18 | 19 | 20 | 21 | 22 | 23 | 24 | 25-29 | 30-34 | 35-39 | 40-44 | 45-49 | 50-54 | 55-59 | 60-64 | 65 & OVER | TOTAL ADULT |
|-------------------------------------|-------|-------|-------|-------|-------|-------|-------|-------|-------|--------|--------|--------|-------|-------|-------|-------|-------|--------------|----------------|
| BURGLAR'S TOOLS | | | | | | | | | | | | | | | | | | | |
| M | 57 | 69 | 71 | 79 | 59 | 55 | 55 | 50 | 60 | 261 | 198 | 123 | 61 | 22 | 7 | 6 | 9 | 3 | 1245 |
| F | 6 | | 5 | 3 | 6 | 10 | 3 | 8 | 21 | 67 | 51 | 29 | 10 | 7 | 1 | 1 | | 1 | 229 |
| OTHER F/P OFFENSES | | | | | | | | | | | | | | | | | | | |
| M | 1105 | 1371 | 1929 | 1944 | 2016 | 1929 | 1839 | 1830 | 1872 | 8227 | 6293 | 4173 | 2554 | 1333 | 730 | 432 | 282 | 282 | 40141 |
| F | 221 | 233 | 379 | 397 | 348 | 370 | 409 | 441 | 424 | 2009 | 1507 | 1004 | 568 | 287 | 192 | 85 | 75 | 114 | 9063 |
| LIQUOR LAW VIOLATION | | | | | | | | | | | | | | | | | | | |
| M | 200 | 417 | 649 | 716 | 665 | 864 | 758 | 742 | 669 | 2629 | 1314 | 669 | 430 | 296 | 158 | 101 | 58 | 38 | 11373 |
| F | 31 | 43 | 68 | 73 | 58 | 85 | 55 | 50 | 66 | 168 | 88 | 88 | 38 | 14 | 11 | 2 | 5 | 1 | 944 |
| DISORDERLY CONDUCT | | | | | | | | | | | | | | | | | | | |
| M | 1957 | 2730 | 3699 | 3522 | 3395 | 3272 | 3199 | 2965 | 2964 | 10976 | 7920 | 4546 | 2810 | 1516 | 914 | 476 | 270 | 316 | 57447 |
| F | 293 | 352 | 435 | 486 | 543 | 568 | 602 | 652 | 670 | 2850 | 1822 | 954 | 452 | 262 | 138 | 93 | 46 | 46 | 11264 |
| PUBLIC NARCOTIC INTOXICATION | | | | | | | | | | | | | | | | | | | |
| M | 3 | 11 | 9 | 4 | 6 | 9 | 8 | 5 | 5 | 16 | 17 | 23 | 1 | 4 | 3 | | | | 124 |
| F | | 3 | | 1 | 1 | | | 1 | | 4 | 1 | 3 | | | | | | | 14 |
| LOITERING | | | | | | | | | | | | | | | | | | | |
| M | 127 | 182 | 171 | 202 | 167 | 169 | 145 | 175 | 173 | 1269 | 1165 | 1027 | 751 | 482 | 317 | 184 | 81 | 30 | 6817 |
| F | 12 | 22 | 27 | 29 | 22 | 30 | 27 | 38 | 30 | 185 | 106 | 56 | 26 | 5 | 5 | 6 | 4 | 1 | 631 |
| ALL OTHER OFFENSES | | | | | | | | | | | | | | | | | | | |
| M | 5222 | 10375 | 13284 | 14570 | 13854 | 13653 | 13343 | 13519 | 14325 | 63868 | 51245 | 35464 | 19445 | 9860 | 4810 | 2418 | 1177 | 1547 | 301979 |
| F | 1053 | 1733 | 1971 | 1944 | 1740 | 1616 | 1598 | 1607 | 1635 | 8373 | 6887 | 4777 | 2257 | 915 | 387 | 175 | 108 | 241 | 39017 |
| ----- TOTALS ----- | | | | | | | | | | | | | | | | | | | |
| M | 25363 | 35151 | 43472 | 45035 | 42592 | 41998 | 40507 | 41030 | 42155 | 185508 | 139865 | 89130 | 50859 | 26775 | 14259 | 8053 | 4623 | 4779 | 881154 |
| F | 4226 | 5276 | 6604 | 7191 | 7336 | 7255 | 7479 | 7874 | 8225 | 38100 | 27060 | 16281 | 8239 | 3983 | 2008 | 1208 | 784 | 1064 | 160193 |
| T | 29589 | 40427 | 50076 | 52226 | 49928 | 49253 | 47986 | 48904 | 50380 | 223608 | 166925 | 105411 | 59098 | 30758 | 16267 | 9261 | 5407 | 5843 | 1041347 |

NEW YORK STATE - UNIFORM CRIME REPORT
 ADULT ARRESTS
 (16 AND OVER)
 BY COUNTY
 1989 - 1988

| COUNTY | 16 | 17 | 18 | 19 | 20 | 21 | 22 | 23 | 24 | 25-29 | 30-34 | 35-39 | 40-44 | 45-49 | 50-54 | 55-59 | 60-64 | 65 & OVER | TOTAL |
|--------------------|------|------|------|------|------|------|------|------|------|-------|-------|-------|-------|-------|-------|-------|-------|--------------|--------|
| ALBANY | | | | | | | | | | | | | | | | | | | |
| 1989 | 393 | 573 | 804 | 734 | 692 | 653 | 601 | 596 | 506 | 2376 | 1718 | 1036 | 595 | 363 | 236 | 116 | 99 | 104 | 12195 |
| 1988 | 385 | 494 | 657 | 700 | 580 | 603 | 540 | 505 | 500 | 2058 | 1494 | 909 | 531 | 299 | 203 | 114 | 76 | 100 | 10748 |
| ALLEGANY | | | | | | | | | | | | | | | | | | | |
| 1989 | 80 | 97 | 162 | 210 | 160 | 140 | 109 | 96 | 86 | 303 | 184 | 153 | 101 | 38 | 38 | 21 | 17 | 20 | 2015 |
| 1988 | 69 | 110 | 173 | 179 | 128 | 134 | 94 | 80 | 77 | 319 | 176 | 114 | 79 | 51 | 37 | 24 | 18 | 14 | 1876 |
| BRONX | | | | | | | | | | | | | | | | | | | |
| 1989 | 3265 | 4124 | 4589 | 4804 | 4704 | 4648 | 4465 | 4500 | 4808 | 21310 | 15970 | 10251 | 5460 | 2793 | 1299 | 683 | 315 | 324 | 98312 |
| 1988 | 3549 | 5191 | 5481 | 5501 | 5522 | 5399 | 5477 | 5605 | 5668 | 24371 | 17715 | 11238 | 5705 | 2844 | 1466 | 714 | 306 | 360 | 112112 |
| BROOME | | | | | | | | | | | | | | | | | | | |
| 1989 | 256 | 335 | 433 | 425 | 372 | 328 | 311 | 301 | 268 | 1201 | 886 | 505 | 310 | 173 | 108 | 73 | 50 | 62 | 6397 |
| 1988 | 239 | 413 | 472 | 419 | 357 | 368 | 310 | 252 | 301 | 1267 | 861 | 486 | 324 | 173 | 121 | 72 | 47 | 59 | 6541 |
| CATTARAUGUS | | | | | | | | | | | | | | | | | | | |
| 1989 | 136 | 188 | 238 | 286 | 234 | 244 | 214 | 194 | 163 | 679 | 566 | 311 | 195 | 125 | 73 | 40 | 25 | 48 | 3959 |
| 1988 | 153 | 209 | 331 | 295 | 272 | 253 | 209 | 158 | 172 | 685 | 393 | 299 | 188 | 130 | 62 | 49 | 39 | 36 | 3933 |
| CAYUGA | | | | | | | | | | | | | | | | | | | |
| 1989 | 143 | 198 | 260 | 277 | 217 | 188 | 152 | 131 | 162 | 675 | 477 | 238 | 174 | 88 | 65 | 25 | 26 | 45 | 3541 |
| 1988 | 116 | 234 | 234 | 167 | 150 | 176 | 155 | 141 | 147 | 590 | 372 | 211 | 152 | 92 | 61 | 39 | 21 | 27 | 3085 |
| CHAUTAUQUA | | | | | | | | | | | | | | | | | | | |
| 1989 | 201 | 306 | 547 | 424 | 425 | 396 | 316 | 272 | 351 | 1344 | 942 | 587 | 332 | 218 | 113 | 92 | 53 | 65 | 6984 |
| 1988 | 197 | 253 | 457 | 330 | 331 | 314 | 288 | 286 | 312 | 1099 | 731 | 511 | 294 | 181 | 99 | 71 | 38 | 50 | 5842 |
| CHEMUNG | | | | | | | | | | | | | | | | | | | |
| 1989 | 155 | 209 | 268 | 282 | 240 | 258 | 260 | 223 | 216 | 1028 | 752 | 425 | 204 | 105 | 91 | 42 | 33 | 39 | 4830 |
| 1988 | 203 | 238 | 243 | 204 | 219 | 228 | 233 | 197 | 226 | 892 | 610 | 331 | 182 | 119 | 73 | 44 | 20 | 38 | 4300 |
| CHENANGO | | | | | | | | | | | | | | | | | | | |
| 1989 | 92 | 107 | 161 | 134 | 128 | 128 | 109 | 112 | 125 | 507 | 299 | 256 | 144 | 81 | 56 | 33 | 21 | 49 | 2542 |
| 1988 | 105 | 143 | 158 | 171 | 130 | 111 | 118 | 90 | 114 | 478 | 346 | 211 | 128 | 64 | 29 | 27 | 35 | 30 | 2488 |
| CLINTON | | | | | | | | | | | | | | | | | | | |
| 1989 | 99 | 134 | 190 | 159 | 196 | 173 | 202 | 168 | 152 | 695 | 447 | 273 | 187 | 121 | 55 | 47 | 35 | 36 | 3369 |
| 1988 | 95 | 108 | 175 | 206 | 159 | 196 | 156 | 169 | 181 | 650 | 415 | 249 | 192 | 106 | 84 | 47 | 38 | 24 | 3250 |

NEW YORK STATE - UNIFORM CRIME REPORT
 ADULT ARRESTS
 (16 AND OVER)
 BY COUNTY
 1989 - 1988

| COUNTY | 16 | 17 | 18 | 19 | 20 | 21 | 22 | 23 | 24 | 25-29 | 30-34 | 35-39 | 40-44 | 45-49 | 50-54 | 55-59 | 60-64 | 65 & OVER | TOTAL |
|-----------------|-----|------|------|------|------|------|------|------|------|-------|-------|-------|-------|-------|-------|-------|-------|--------------|-------|
| COLUMBIA | | | | | | | | | | | | | | | | | | | |
| 1989 | 145 | 194 | 255 | 262 | 200 | 229 | 171 | 163 | 224 | 792 | 435 | 321 | 187 | 104 | 76 | 31 | 24 | 34 | 3847 |
| 1988 | 129 | 191 | 234 | 188 | 170 | 139 | 145 | 203 | 167 | 595 | 432 | 236 | 106 | 90 | 61 | 30 | 27 | 23 | 3166 |
| CORTLAND | | | | | | | | | | | | | | | | | | | |
| 1989 | 45 | 80 | 159 | 192 | 191 | 200 | 170 | 129 | 105 | 503 | 262 | 130 | 127 | 58 | 26 | 26 | 16 | 7 | 2426 |
| 1988 | 44 | 97 | 190 | 168 | 182 | 203 | 121 | 102 | 97 | 408 | 253 | 167 | 93 | 75 | 27 | 32 | 13 | 13 | 2285 |
| DELAWARE | | | | | | | | | | | | | | | | | | | |
| 1989 | 95 | 122 | 221 | 212 | 185 | 133 | 97 | 76 | 81 | 347 | 237 | 140 | 97 | 60 | 36 | 18 | 17 | 20 | 2194 |
| 1988 | 68 | 98 | 187 | 154 | 135 | 103 | 74 | 81 | 85 | 366 | 208 | 143 | 91 | 56 | 25 | 24 | 14 | 26 | 1938 |
| DUTCHESS | | | | | | | | | | | | | | | | | | | |
| 1989 | 312 | 413 | 611 | 643 | 592 | 592 | 664 | 539 | 634 | 2886 | 2087 | 1208 | 706 | 355 | 206 | 121 | 69 | 86 | 12724 |
| 1988 | 361 | 534 | 656 | 604 | 555 | 605 | 562 | 628 | 693 | 2583 | 1668 | 970 | 538 | 329 | 176 | 124 | 67 | 51 | 11706 |
| ERIE | | | | | | | | | | | | | | | | | | | |
| 1989 | 980 | 1389 | 1581 | 1533 | 1381 | 1323 | 1168 | 1185 | 1182 | 5241 | 4130 | 2452 | 1536 | 756 | 483 | 340 | 219 | 247 | 27126 |
| 1988 | 837 | 1257 | 1407 | 1320 | 1178 | 1260 | 1107 | 1191 | 1082 | 4790 | 3672 | 2197 | 1345 | 796 | 493 | 309 | 240 | 286 | 24767 |
| ESSEX | | | | | | | | | | | | | | | | | | | |
| 1989 | 40 | 24 | 58 | 62 | 73 | 75 | 57 | 71 | 65 | 286 | 170 | 121 | 74 | 39 | 27 | 15 | 11 | 9 | 1277 |
| 1988 | 51 | 53 | 75 | 65 | 75 | 59 | 67 | 65 | 59 | 248 | 171 | 127 | 68 | 53 | 29 | 16 | 11 | 26 | 1318 |
| FRANKLIN | | | | | | | | | | | | | | | | | | | |
| 1989 | 66 | 95 | 119 | 122 | 102 | 131 | 125 | 96 | 122 | 502 | 311 | 183 | 113 | 76 | 52 | 38 | 11 | 16 | 2280 |
| 1988 | 48 | 77 | 109 | 108 | 93 | 101 | 104 | 135 | 114 | 413 | 259 | 162 | 123 | 67 | 42 | 34 | 28 | 26 | 2043 |
| FULTON | | | | | | | | | | | | | | | | | | | |
| 1989 | 121 | 146 | 170 | 130 | 119 | 100 | 98 | 121 | 103 | 378 | 241 | 176 | 90 | 68 | 20 | 25 | 12 | 12 | 2130 |
| 1988 | 134 | 139 | 119 | 96 | 116 | 144 | 132 | 78 | 101 | 382 | 233 | 167 | 99 | 47 | 25 | 40 | 8 | 22 | 2082 |
| GENESEE | | | | | | | | | | | | | | | | | | | |
| 1989 | 86 | 142 | 227 | 195 | 159 | 155 | 114 | 153 | 130 | 473 | 330 | 170 | 109 | 48 | 47 | 41 | 19 | 16 | 2614 |
| 1988 | 97 | 171 | 166 | 176 | 157 | 124 | 157 | 119 | 122 | 457 | 287 | 185 | 111 | 65 | 37 | 34 | 15 | 22 | 2502 |
| GREENE | | | | | | | | | | | | | | | | | | | |
| 1989 | 80 | 145 | 134 | 130 | 114 | 145 | 105 | 115 | 126 | 500 | 306 | 195 | 140 | 80 | 46 | 27 | 12 | 28 | 2432 |
| 1988 | 66 | 97 | 101 | 136 | 121 | 97 | 124 | 98 | 100 | 375 | 275 | 153 | 79 | 79 | 60 | 29 | 16 | 35 | 2041 |

NEW YORK STATE - UNIFORM CRIME REPORT
 ADULT ARRESTS
 (16 AND OVER)
 BY COUNTY
 1989 - 1988

| COUNTY | 16 | 17 | 18 | 19 | 20 | 21 | 22 | 23 | 24 | 25-29 | 30-34 | 35-39 | 40-44 | 45-49 | 50-54 | 55-59 | 60-64 | 65 & OVER | TOTAL |
|-------------------|------|------|------|------|------|------|------|------|------|-------|-------|-------|-------|-------|-------|-------|-------|--------------|--------|
| HAMILTON | | | | | | | | | | | | | | | | | | | |
| 1989 | 4 | 6 | 12 | 22 | 16 | 18 | 21 | 13 | 14 | 59 | 30 | 22 | 18 | 9 | 9 | 5 | 8 | 4 | 290 |
| 1988 | 2 | 9 | 17 | 23 | 16 | 7 | 10 | 10 | 13 | 64 | 33 | 16 | 11 | 6 | 3 | 3 | 4 | 6 | 253 |
| HERKIMER | | | | | | | | | | | | | | | | | | | |
| 1989 | 106 | 156 | 223 | 221 | 173 | 178 | 143 | 158 | 158 | 530 | 391 | 251 | 144 | 62 | 53 | 46 | 22 | 55 | 3070 |
| 1988 | 76 | 137 | 176 | 135 | 132 | 155 | 110 | 107 | 84 | 414 | 333 | 213 | 135 | 58 | 49 | 36 | 28 | 45 | 2423 |
| JEFFERSON | | | | | | | | | | | | | | | | | | | |
| 1989 | 155 | 187 | 254 | 280 | 319 | 307 | 255 | 277 | 270 | 915 | 541 | 348 | 177 | 100 | 58 | 46 | 31 | 41 | 4561 |
| 1988 | 127 | 200 | 247 | 298 | 299 | 295 | 262 | 257 | 234 | 843 | 482 | 262 | 163 | 100 | 63 | 37 | 36 | 30 | 4235 |
| KINGS | | | | | | | | | | | | | | | | | | | |
| 1989 | 5781 | 7927 | 8724 | 8683 | 7081 | 7907 | 8245 | 8579 | 8877 | 39676 | 31314 | 19987 | 10355 | 4711 | 2296 | 1091 | 533 | 618 | 183285 |
| 1988 | 5367 | 8093 | 8662 | 8079 | 7837 | 7782 | 8008 | 8199 | 8527 | 36706 | 27659 | 17084 | 8152 | 3931 | 1971 | 954 | 505 | 550 | 168066 |
| LEWIS | | | | | | | | | | | | | | | | | | | |
| 1989 | 17 | 25 | 42 | 50 | 48 | 56 | 39 | 53 | 38 | 162 | 100 | 67 | 51 | 33 | 19 | 11 | 8 | 11 | 830 |
| 1988 | 9 | 19 | 40 | 28 | 37 | 38 | 28 | 32 | 33 | 163 | 109 | 63 | 43 | 28 | 16 | 11 | 12 | 9 | 718 |
| LIVINGSTON | | | | | | | | | | | | | | | | | | | |
| 1989 | 67 | 128 | 264 | 216 | 315 | 193 | 183 | 137 | 161 | 497 | 345 | 226 | 140 | 72 | 38 | 25 | 21 | 22 | 3050 |
| 1988 | 82 | 128 | 213 | 178 | 235 | 155 | 140 | 163 | 123 | 438 | 332 | 196 | 139 | 64 | 41 | 34 | 17 | 33 | 2711 |
| MADISON | | | | | | | | | | | | | | | | | | | |
| 1989 | 86 | 110 | 255 | 332 | 226 | 203 | 185 | 134 | 133 | 422 | 306 | 170 | 108 | 75 | 35 | 21 | 12 | 20 | 2833 |
| 1988 | 85 | 115 | 197 | 224 | 152 | 186 | 145 | 92 | 97 | 375 | 256 | 161 | 90 | 60 | 41 | 16 | 13 | 20 | 2325 |
| MONROE | | | | | | | | | | | | | | | | | | | |
| 1989 | 1362 | 1794 | 2033 | 2017 | 1822 | 1706 | 1687 | 1854 | 1720 | 7468 | 5652 | 3318 | 1997 | 1062 | 579 | 340 | 207 | 366 | 36984 |
| 1988 | 1205 | 1658 | 1779 | 1788 | 1633 | 1525 | 1675 | 1598 | 1589 | 6522 | 4564 | 2816 | 1600 | 916 | 512 | 321 | 199 | 379 | 32279 |
| MONTGOMERY | | | | | | | | | | | | | | | | | | | |
| 1989 | 46 | 88 | 162 | 150 | 145 | 139 | 124 | 117 | 132 | 466 | 350 | 188 | 116 | 77 | 38 | 30 | 20 | 33 | 2421 |
| 1988 | 60 | 73 | 139 | 114 | 108 | 129 | 116 | 94 | 89 | 371 | 279 | 185 | 103 | 68 | 36 | 15 | 16 | 25 | 2018 |
| NASSAU | | | | | | | | | | | | | | | | | | | |
| 1989 | 669 | 864 | 1210 | 1114 | 1093 | 1063 | 1064 | 1015 | 1111 | 4962 | 3455 | 2088 | 1310 | 755 | 417 | 341 | 205 | 172 | 22908 |
| 1988 | 780 | 1111 | 1179 | 1156 | 1058 | 1131 | 1016 | 1165 | 1157 | 4820 | 3250 | 1947 | 1234 | 711 | 414 | 276 | 175 | 158 | 22738 |

NEW YORK STATE - UNIFORM CRIME REPORT
 ADULT ARRESTS
 (16 AND OVER)
 BY COUNTY
 1989 - 1988

| COUNTY | 16 | 17 | 18 | 19 | 20 | 21 | 22 | 23 | 24 | 25-29 | 30-34 | 35-39 | 40-44 | 45-49 | 50-54 | 55-59 | 60-64 | 65 & OVER | TOTAL |
|----------|------|------|------|-------|-------|-------|-------|-------|-------|-------|-------|-------|-------|-------|-------|-------|-------|--------------|--------|
| NEW YORK | | | | | | | | | | | | | | | | | | | |
| 1989 | 4248 | 6076 | 7910 | 10109 | 10646 | 10721 | 10965 | 12082 | 12896 | 58720 | 46152 | 29716 | 16134 | 8141 | 3850 | 1948 | 984 | 960 | 252258 |
| 1988 | 4399 | 6693 | 9487 | 10683 | 11920 | 12045 | 12948 | 13960 | 14356 | 62298 | 46772 | 29682 | 15064 | 7646 | 3718 | 2110 | 985 | 931 | 265697 |
| NIAGARA | | | | | | | | | | | | | | | | | | | |
| 1989 | 193 | 254 | 419 | 395 | 533 | 432 | 427 | 364 | 362 | 1665 | 1161 | 729 | 419 | 198 | 139 | 86 | 76 | 94 | 7946 |
| 1988 | 255 | 374 | 403 | 405 | 359 | 433 | 393 | 327 | 341 | 1442 | 1066 | 707 | 378 | 188 | 119 | 104 | 71 | 72 | 7437 |
| ONEIDA | | | | | | | | | | | | | | | | | | | |
| 1989 | 367 | 531 | 636 | 640 | 551 | 601 | 486 | 426 | 454 | 1699 | 1229 | 834 | 510 | 288 | 192 | 126 | 80 | 100 | 9750 |
| 1988 | 415 | 506 | 572 | 604 | 516 | 506 | 404 | 389 | 384 | 1515 | 1164 | 673 | 426 | 272 | 188 | 139 | 81 | 100 | 8854 |
| ONONDAGA | | | | | | | | | | | | | | | | | | | |
| 1989 | 688 | 846 | 1037 | 1212 | 970 | 942 | 885 | 980 | 798 | 4086 | 2740 | 1530 | 920 | 508 | 317 | 202 | 137 | 146 | 18944 |
| 1988 | 608 | 886 | 1152 | 944 | 880 | 889 | 859 | 805 | 834 | 3488 | 2233 | 1284 | 768 | 475 | 298 | 193 | 121 | 102 | 16819 |
| ONTARIO | | | | | | | | | | | | | | | | | | | |
| 1989 | 123 | 197 | 236 | 306 | 273 | 250 | 193 | 210 | 153 | 755 | 511 | 321 | 238 | 114 | 74 | 49 | 50 | 51 | 4104 |
| 1988 | 149 | 246 | 284 | 277 | 237 | 250 | 198 | 201 | 188 | 790 | 543 | 341 | 211 | 132 | 68 | 67 | 45 | 41 | 4268 |
| ORANGE | | | | | | | | | | | | | | | | | | | |
| 1989 | 535 | 621 | 804 | 887 | 829 | 826 | 663 | 704 | 731 | 3195 | 2397 | 1497 | 858 | 513 | 256 | 149 | 119 | 131 | 15715 |
| 1988 | 477 | 719 | 802 | 720 | 784 | 725 | 757 | 711 | 775 | 2906 | 2144 | 1226 | 724 | 432 | 241 | 146 | 106 | 131 | 14526 |
| ORLEANS | | | | | | | | | | | | | | | | | | | |
| 1989 | 62 | 82 | 89 | 111 | 89 | 84 | 75 | 74 | 65 | 316 | 203 | 118 | 69 | 46 | 31 | 21 | 9 | 15 | 1559 |
| 1988 | 68 | 98 | 98 | 98 | 71 | 98 | 79 | 61 | 66 | 282 | 165 | 111 | 68 | 38 | 24 | 16 | 22 | 17 | 1480 |
| OSWEGO | | | | | | | | | | | | | | | | | | | |
| 1989 | 160 | 176 | 243 | 204 | 261 | 258 | 215 | 185 | 189 | 682 | 468 | 271 | 176 | 99 | 75 | 46 | 29 | 43 | 3780 |
| 1988 | 127 | 200 | 181 | 220 | 201 | 147 | 156 | 159 | 175 | 570 | 426 | 281 | 124 | 89 | 56 | 30 | 25 | 32 | 3199 |
| OTSEGO | | | | | | | | | | | | | | | | | | | |
| 1989 | 57 | 114 | 201 | 195 | 191 | 193 | 158 | 115 | 119 | 449 | 290 | 168 | 150 | 98 | 48 | 24 | 17 | 21 | 2608 |
| 1988 | 91 | 129 | 233 | 234 | 204 | 194 | 129 | 134 | 71 | 441 | 293 | 161 | 99 | 54 | 42 | 27 | 18 | 25 | 2579 |
| PUTNAM | | | | | | | | | | | | | | | | | | | |
| 1989 | 89 | 137 | 160 | 159 | 150 | 131 | 149 | 149 | 140 | 569 | 417 | 213 | 148 | 90 | 56 | 22 | 15 | 20 | 2814 |
| 1988 | 80 | 146 | 141 | 165 | 117 | 142 | 137 | 140 | 112 | 476 | 292 | 200 | 133 | 66 | 52 | 35 | 21 | 20 | 2475 |

NEW YORK STATE - UNIFORM CRIME REPORT
 ADULT ARRESTS
 (16 AND OVER)
 BY COUNTY
 1989 - 1988

| COUNTY | 16 | 17 | 18 | 19 | 20 | 21 | 22 | 23 | 24 | 25-29 | 30-34 | 35-39 | 40-44 | 45-49 | 50-54 | 55-59 | 60-64 | 65 & OVER | TOTAL |
|--------------------|------|------|------|------|------|------|------|------|------|-------|-------|-------|-------|-------|-------|-------|-------|--------------|-------|
| QUEENS | | | | | | | | | | | | | | | | | | | |
| 1989 | 2726 | 3754 | 4512 | 4278 | 4051 | 4228 | 4036 | 4179 | 4339 | 20312 | 14799 | 9589 | 5125 | 2921 | 1707 | 1023 | 530 | 341 | 92450 |
| 1988 | 3077 | 4213 | 4828 | 4474 | 4316 | 4466 | 4331 | 4502 | 4552 | 20834 | 15717 | 9581 | 5345 | 3128 | 1744 | 963 | 460 | 372 | 96903 |
| RENSSELAER | | | | | | | | | | | | | | | | | | | |
| 1989 | 207 | 306 | 410 | 430 | 365 | 368 | 305 | 308 | 296 | 1061 | 715 | 531 | 314 | 157 | 91 | 55 | 45 | 49 | 6013 |
| 1988 | 210 | 256 | 363 | 332 | 327 | 364 | 302 | 316 | 271 | 870 | 638 | 373 | 249 | 126 | 66 | 44 | 34 | 32 | 5173 |
| RICHMOND | | | | | | | | | | | | | | | | | | | |
| 1989 | 471 | 589 | 650 | 650 | 557 | 558 | 564 | 591 | 547 | 2302 | 1859 | 1180 | 732 | 352 | 219 | 101 | 88 | 41 | 12051 |
| 1988 | 513 | 693 | 667 | 566 | 504 | 560 | 510 | 534 | 528 | 2132 | 1561 | 957 | 625 | 353 | 179 | 126 | 73 | 52 | 11133 |
| ROCKLAND | | | | | | | | | | | | | | | | | | | |
| 1989 | 275 | 339 | 395 | 385 | 368 | 391 | 400 | 388 | 393 | 1452 | 1029 | 623 | 353 | 226 | 124 | 72 | 45 | 48 | 7306 |
| 1988 | 202 | 366 | 338 | 373 | 369 | 412 | 374 | 372 | 393 | 1471 | 1159 | 710 | 446 | 246 | 147 | 90 | 53 | 36 | 7557 |
| ST LAWRENCE | | | | | | | | | | | | | | | | | | | |
| 1989 | 148 | 258 | 364 | 374 | 298 | 299 | 248 | 226 | 196 | 851 | 489 | 313 | 191 | 110 | 57 | 55 | 33 | 30 | 4540 |
| 1988 | 156 | 264 | 419 | 381 | 313 | 388 | 300 | 243 | 190 | 801 | 536 | 309 | 207 | 110 | 66 | 35 | 26 | 43 | 4787 |
| SARATOGA | | | | | | | | | | | | | | | | | | | |
| 1989 | 236 | 363 | 541 | 543 | 494 | 429 | 412 | 336 | 353 | 1379 | 970 | 538 | 373 | 188 | 120 | 76 | 53 | 65 | 7469 |
| 1988 | 238 | 393 | 549 | 526 | 498 | 458 | 419 | 409 | 342 | 1409 | 846 | 534 | 296 | 187 | 106 | 69 | 52 | 47 | 7378 |
| SCHENECTADY | | | | | | | | | | | | | | | | | | | |
| 1989 | 286 | 369 | 349 | 309 | 364 | 303 | 330 | 306 | 257 | 1288 | 881 | 532 | 328 | 178 | 93 | 52 | 48 | 59 | 6332 |
| 1988 | 221 | 314 | 311 | 365 | 318 | 304 | 308 | 255 | 255 | 1189 | 780 | 550 | 332 | 183 | 92 | 63 | 46 | 60 | 5946 |
| SCHOHARIE | | | | | | | | | | | | | | | | | | | |
| 1989 | 26 | 64 | 123 | 152 | 88 | 105 | 65 | 52 | 66 | 230 | 166 | 117 | 83 | 41 | 29 | 25 | 15 | 14 | 1461 |
| 1988 | 39 | 69 | 121 | 121 | 81 | 71 | 57 | 61 | 48 | 177 | 132 | 83 | 57 | 45 | 22 | 20 | 9 | 15 | 1228 |
| SCHUYLER | | | | | | | | | | | | | | | | | | | |
| 1989 | 47 | 66 | 68 | 65 | 51 | 65 | 52 | 64 | 44 | 147 | 129 | 89 | 37 | 28 | 13 | 7 | 6 | 9 | 987 |
| 1988 | 22 | 57 | 75 | 53 | 62 | 67 | 37 | 43 | 38 | 166 | 133 | 75 | 54 | 26 | 13 | 8 | 10 | 7 | 946 |
| SENECA | | | | | | | | | | | | | | | | | | | |
| 1989 | 89 | 107 | 116 | 146 | 115 | 111 | 102 | 73 | 79 | 401 | 292 | 154 | 89 | 60 | 33 | 24 | 16 | 18 | 2025 |
| 1988 | 72 | 92 | 109 | 126 | 114 | 96 | 94 | 52 | 57 | 290 | 182 | 115 | 97 | 51 | 25 | 20 | 13 | 20 | 1625 |

NEW YORK STATE - UNIFORM CRIME REPORT
 ADULT ARRESTS
 (16 AND OVER)
 BY COUNTY
 1989 - 1988

| COUNTY | 16 | 17 | 18 | 19 | 20 | 21 | 22 | 23 | 24 | 25-29 | 30-34 | 35-39 | 40-44 | 45-49 | 50-54 | 55-59 | 60-64 | 65 & OVER | TOTAL |
|-------------|------|------|------|------|------|------|------|------|------|-------|-------|-------|-------|-------|-------|-------|-------|--------------|-------|
| STEUBEN | | | | | | | | | | | | | | | | | | | |
| 1989 | 161 | 191 | 274 | 239 | 216 | 236 | 204 | 167 | 197 | 844 | 579 | 320 | 243 | 150 | 66 | 56 | 62 | 51 | 4256 |
| 1988 | 151 | 204 | 246 | 187 | 209 | 202 | 179 | 181 | 170 | 726 | 460 | 314 | 200 | 104 | 100 | 64 | 31 | 36 | 3764 |
| SUFFOLK | | | | | | | | | | | | | | | | | | | |
| 1989 | 1589 | 2212 | 2599 | 2667 | 2555 | 2368 | 2460 | 2385 | 2393 | 10972 | 7060 | 4070 | 2534 | 1418 | 778 | 471 | 311 | 277 | 49119 |
| 1988 | 1640 | 2372 | 2588 | 2557 | 2454 | 2640 | 2544 | 2577 | 2568 | 10162 | 6210 | 3710 | 2263 | 1296 | 764 | 484 | 266 | 234 | 47329 |
| SULLIVAN | | | | | | | | | | | | | | | | | | | |
| 1989 | 131 | 178 | 292 | 306 | 275 | 234 | 255 | 259 | 243 | 1216 | 982 | 751 | 527 | 240 | 203 | 118 | 56 | 91 | 6357 |
| 1988 | 118 | 152 | 283 | 218 | 251 | 283 | 226 | 285 | 279 | 1151 | 936 | 557 | 390 | 267 | 159 | 129 | 73 | 66 | 5823 |
| TIOGA | | | | | | | | | | | | | | | | | | | |
| 1989 | 59 | 84 | 110 | 111 | 110 | 121 | 93 | 121 | 117 | 360 | 252 | 160 | 89 | 52 | 31 | 20 | 26 | 18 | 1934 |
| 1988 | 46 | 69 | 127 | 110 | 97 | 103 | 87 | 93 | 68 | 300 | 236 | 137 | 75 | 65 | 32 | 19 | 29 | 21 | 1714 |
| TOMPKINS | | | | | | | | | | | | | | | | | | | |
| 1989 | 82 | 164 | 285 | 389 | 373 | 312 | 297 | 202 | 177 | 619 | 428 | 315 | 177 | 83 | 55 | 48 | 15 | 30 | 4051 |
| 1988 | 122 | 140 | 293 | 398 | 338 | 314 | 308 | 223 | 124 | 637 | 343 | 277 | 160 | 96 | 63 | 36 | 17 | 29 | 3918 |
| ULSTER | | | | | | | | | | | | | | | | | | | |
| 1989 | 180 | 256 | 510 | 467 | 404 | 404 | 377 | 358 | 407 | 1652 | 1234 | 892 | 549 | 299 | 157 | 102 | 70 | 218 | 8536 |
| 1988 | 249 | 392 | 498 | 430 | 368 | 403 | 364 | 445 | 405 | 1651 | 1239 | 889 | 554 | 276 | 179 | 113 | 80 | 125 | 8660 |
| WARREN | | | | | | | | | | | | | | | | | | | |
| 1989 | 122 | 195 | 297 | 313 | 310 | 327 | 259 | 264 | 273 | 944 | 619 | 375 | 304 | 150 | 73 | 53 | 48 | 40 | 4966 |
| 1988 | 157 | 308 | 269 | 279 | 233 | 280 | 294 | 254 | 245 | 753 | 417 | 281 | 198 | 108 | 60 | 42 | 31 | 32 | 4241 |
| WASHINGTON | | | | | | | | | | | | | | | | | | | |
| 1989 | 66 | 110 | 212 | 154 | 179 | 195 | 179 | 159 | 233 | 594 | 393 | 203 | 151 | 97 | 48 | 26 | 25 | 22 | 3046 |
| 1988 | 110 | 105 | 147 | 155 | 118 | 123 | 129 | 135 | 123 | 428 | 310 | 157 | 141 | 69 | 46 | 29 | 25 | 19 | 2369 |
| WAYNE | | | | | | | | | | | | | | | | | | | |
| 1989 | 132 | 195 | 228 | 253 | 224 | 316 | 259 | 201 | 221 | 1044 | 729 | 403 | 231 | 160 | 101 | 75 | 44 | 40 | 4856 |
| 1988 | 180 | 254 | 312 | 283 | 263 | 242 | 260 | 224 | 227 | 927 | 621 | 347 | 216 | 168 | 77 | 57 | 42 | 39 | 4739 |
| WESTCHESTER | | | | | | | | | | | | | | | | | | | |
| 1989 | 859 | 1169 | 1467 | 1328 | 1296 | 1319 | 1321 | 1281 | 1334 | 6232 | 4216 | 2921 | 1651 | 985 | 504 | 302 | 179 | 166 | 28530 |
| 1988 | 1072 | 1281 | 1366 | 1253 | 1250 | 1304 | 1369 | 1307 | 1262 | 5417 | 3854 | 2501 | 1446 | 851 | 466 | 306 | 192 | 181 | 26678 |

NEW YORK STATE - UNIFORM CRIME REPORT
 ADULT ARRESTS
 (16 AND OVER)
 BY COUNTY
 1989 - 1988

| COUNTY | 16 | 17 | 18 | 19 | 20 | 21 | 22 | 23 | 24 | 25-29 | 30-34 | 35-39 | 40-44 | 45-49 | 50-54 | 55-59 | 60-64 | 65 & OVER | TOTAL |
|----------------------|-------|-------|-------|-------|-------|-------|-------|-------|-------|--------|--------|--------|-------|-------|-------|-------|-------|--------------|---------|
| WYOMING | | | | | | | | | | | | | | | | | | | |
| 1989 | 67 | 78 | 101 | 96 | 81 | 77 | 58 | 76 | 49 | 254 | 192 | 98 | 72 | 30 | 19 | 12 | 12 | 15 | 1387 |
| 1988 | 41 | 75 | 54 | 66 | 77 | 63 | 64 | 89 | 72 | 278 | 185 | 81 | 54 | 40 | 31 | 21 | 8 | 5 | 1304 |
| YATES | | | | | | | | | | | | | | | | | | | |
| 1989 | 25 | 36 | 72 | 52 | 39 | 40 | 40 | 41 | 36 | 135 | 110 | 44 | 26 | 33 | 13 | 5 | 13 | 11 | 771 |
| 1988 | 71 | 101 | 101 | 64 | 43 | 38 | 38 | 22 | 29 | 159 | 93 | 61 | 46 | 21 | 17 | 11 | 9 | 13 | 937 |
| GRAND TOTALS | | | | | | | | | | | | | | | | | | | |
| 1989 | 29589 | 40427 | 50076 | 52226 | 49928 | 49253 | 47986 | 48904 | 50380 | 223608 | 166925 | 105411 | 59098 | 30758 | 16267 | 9261 | 5407 | 5843 | 1041347 |
| 1988 | 30115 | 43817 | 51691 | 50877 | 50029 | 50630 | 50337 | 51409 | 51812 | 219878 | 159554 | 99272 | 53544 | 28866 | 15618 | 9192 | 5156 | 5478 | 1027275 |
| NEW YORK CITY | | | | | | | | | | | | | | | | | | | |
| 1989 | 16491 | 22470 | 26385 | 28524 | 27939 | 28062 | 28275 | 29931 | 31467 | 142320 | 110094 | 70723 | 37806 | 18918 | 9371 | 4846 | 2450 | 2284 | 638356 |
| 1988 | 16905 | 24883 | 29125 | 29303 | 30099 | 30252 | 31274 | 32800 | 33631 | 146341 | 109424 | 68542 | 34891 | 17902 | 9078 | 4867 | 2329 | 2265 | 653911 |

NEW YORK STATE - UNIFORM CRIME REPORT
 ADULT MALE ARRESTS
 (16 AND OVER)
 BY COUNTY
 1989 - 1988

| COUNTY | 16 | 17 | 18 | 19 | 20 | 21 | 22 | 23 | 24 | 25-29 | 30-34 | 35-39 | 40-44 | 45-49 | 50-54 | 55-59 | 60-64 | 65 & OVER | TOTAL |
|--------------------|------|------|------|------|------|------|------|------|------|-------|-------|-------|-------|-------|-------|-------|-------|--------------|-------|
| ALBANY | | | | | | | | | | | | | | | | | | | |
| 1989 | 314 | 490 | 653 | 619 | 596 | 534 | 495 | 491 | 416 | 1950 | 1433 | 871 | 454 | 280 | 196 | 102 | 64 | 82 | 10040 |
| 1988 | 309 | 409 | 536 | 579 | 492 | 501 | 459 | 419 | 408 | 1629 | 1220 | 727 | 434 | 237 | 155 | 86 | 64 | 79 | 8743 |
| ALLEGANY | | | | | | | | | | | | | | | | | | | |
| 1989 | 62 | 82 | 142 | 188 | 146 | 126 | 97 | 80 | 71 | 250 | 160 | 129 | 88 | 29 | 35 | 20 | 12 | 18 | 1735 |
| 1988 | 59 | 96 | 155 | 164 | 119 | 118 | 79 | 67 | 66 | 272 | 143 | 93 | 62 | 41 | 34 | 17 | 15 | 13 | 1613 |
| BRONX | | | | | | | | | | | | | | | | | | | |
| 1989 | 2939 | 3694 | 4106 | 4251 | 4137 | 4063 | 3750 | 3771 | 4034 | 17500 | 13136 | 8563 | 4770 | 2496 | 1182 | 622 | 285 | 276 | 83575 |
| 1988 | 3152 | 4608 | 4820 | 4871 | 4806 | 4593 | 4660 | 4748 | 4741 | 20066 | 14643 | 9435 | 5008 | 2543 | 1335 | 653 | 285 | 321 | 95288 |
| BROOME | | | | | | | | | | | | | | | | | | | |
| 1989 | 216 | 276 | 347 | 352 | 312 | 264 | 258 | 263 | 212 | 995 | 758 | 435 | 240 | 142 | 96 | 57 | 43 | 55 | 5321 |
| 1988 | 196 | 356 | 381 | 364 | 305 | 303 | 261 | 205 | 245 | 1061 | 735 | 395 | 269 | 132 | 92 | 61 | 32 | 45 | 5438 |
| CATTARAUGUS | | | | | | | | | | | | | | | | | | | |
| 1989 | 110 | 164 | 188 | 239 | 186 | 209 | 168 | 175 | 142 | 546 | 441 | 264 | 153 | 104 | 60 | 28 | 19 | 39 | 3235 |
| 1988 | 121 | 175 | 288 | 256 | 236 | 222 | 166 | 132 | 143 | 562 | 318 | 229 | 154 | 109 | 51 | 40 | 27 | 26 | 3255 |
| CAYUGA | | | | | | | | | | | | | | | | | | | |
| 1989 | 113 | 165 | 216 | 249 | 179 | 156 | 113 | 101 | 108 | 553 | 387 | 205 | 137 | 73 | 47 | 18 | 17 | 32 | 2869 |
| 1988 | 102 | 190 | 203 | 138 | 130 | 147 | 123 | 114 | 116 | 483 | 282 | 168 | 117 | 75 | 50 | 29 | 18 | 20 | 2505 |
| CHAUTAUQUA | | | | | | | | | | | | | | | | | | | |
| 1989 | 164 | 270 | 454 | 334 | 327 | 326 | 262 | 231 | 292 | 1116 | 789 | 479 | 253 | 177 | 98 | 62 | 40 | 58 | 5732 |
| 1988 | 148 | 199 | 408 | 260 | 281 | 240 | 239 | 240 | 245 | 923 | 592 | 417 | 235 | 144 | 88 | 61 | 33 | 42 | 4795 |
| CHEMUNG | | | | | | | | | | | | | | | | | | | |
| 1989 | 130 | 169 | 208 | 246 | 198 | 214 | 190 | 170 | 163 | 791 | 599 | 345 | 155 | 75 | 73 | 29 | 25 | 33 | 3813 |
| 1988 | 149 | 192 | 208 | 168 | 166 | 175 | 183 | 149 | 178 | 690 | 479 | 250 | 133 | 92 | 56 | 38 | 14 | 30 | 3350 |
| CHENANGO | | | | | | | | | | | | | | | | | | | |
| 1989 | 75 | 85 | 119 | 106 | 102 | 97 | 79 | 95 | 98 | 388 | 219 | 183 | 101 | 65 | 46 | 31 | 19 | 35 | 1943 |
| 1988 | 90 | 122 | 132 | 142 | 120 | 96 | 98 | 66 | 82 | 372 | 266 | 178 | 106 | 49 | 25 | 23 | 30 | 25 | 2022 |
| CLINTON | | | | | | | | | | | | | | | | | | | |
| 1989 | 82 | 103 | 153 | 123 | 159 | 153 | 162 | 139 | 127 | 561 | 361 | 215 | 140 | 102 | 44 | 34 | 24 | 24 | 2706 |
| 1988 | 75 | 86 | 148 | 180 | 137 | 163 | 125 | 144 | 149 | 547 | 345 | 205 | 152 | 82 | 57 | 32 | 24 | 17 | 2668 |

NEW YORK STATE - UNIFORM CRIME REPORT
 ADULT MALE ARRESTS
 (16 AND OVER)
 BY COUNTY
 1989 - 1988

| COUNTY | 16 | 17 | 18 | 19 | 20 | 21 | 22 | 23 | 24 | 25-29 | 30-34 | 35-39 | 40-44 | 45-49 | 50-54 | 55-59 | 60-64 | 65 & OVER | TOTAL |
|-----------------|-----|------|------|------|------|------|-----|-----|-----|-------|-------|-------|-------|-------|-------|-------|-------|--------------|-------|
| COLUMBIA | | | | | | | | | | | | | | | | | | | |
| 1989 | 125 | 164 | 225 | 213 | 162 | 178 | 137 | 134 | 183 | 636 | 366 | 254 | 153 | 86 | 64 | 26 | 20 | 29 | 3155 |
| 1988 | 118 | 173 | 197 | 164 | 144 | 117 | 122 | 158 | 131 | 448 | 355 | 202 | 95 | 75 | 56 | 23 | 24 | 21 | 2623 |
| CORTLAND | | | | | | | | | | | | | | | | | | | |
| 1989 | 30 | 69 | 138 | 153 | 142 | 156 | 128 | 105 | 88 | 339 | 214 | 100 | 92 | 42 | 21 | 23 | 14 | 5 | 1859 |
| 1988 | 35 | 78 | 149 | 134 | 132 | 151 | 96 | 75 | 79 | 323 | 195 | 126 | 74 | 71 | 24 | 28 | 10 | 9 | 1789 |
| DELAWARE | | | | | | | | | | | | | | | | | | | |
| 1989 | 81 | 101 | 166 | 189 | 149 | 117 | 78 | 71 | 63 | 293 | 193 | 108 | 76 | 51 | 33 | 17 | 15 | 17 | 1818 |
| 1988 | 53 | 77 | 155 | 127 | 120 | 91 | 65 | 70 | 72 | 299 | 169 | 115 | 79 | 45 | 23 | 23 | 12 | 18 | 1613 |
| DUTCHESS | | | | | | | | | | | | | | | | | | | |
| 1989 | 249 | 352 | 534 | 539 | 476 | 492 | 557 | 444 | 533 | 2353 | 1695 | 988 | 586 | 291 | 173 | 103 | 58 | 72 | 10495 |
| 1988 | 292 | 445 | 571 | 505 | 469 | 497 | 470 | 530 | 578 | 2160 | 1341 | 801 | 423 | 281 | 156 | 106 | 62 | 42 | 9729 |
| ERIE | | | | | | | | | | | | | | | | | | | |
| 1989 | 799 | 1213 | 1339 | 1259 | 1165 | 1096 | 982 | 995 | 948 | 4211 | 3407 | 1984 | 1247 | 606 | 385 | 273 | 177 | 194 | 22280 |
| 1988 | 674 | 1050 | 1201 | 1129 | 974 | 1084 | 914 | 958 | 886 | 3845 | 2934 | 1759 | 1112 | 641 | 403 | 220 | 197 | 207 | 20188 |
| ESSEX | | | | | | | | | | | | | | | | | | | |
| 1989 | 34 | 19 | 52 | 56 | 68 | 63 | 51 | 60 | 57 | 240 | 142 | 106 | 59 | 31 | 22 | 14 | 8 | 6 | 1088 |
| 1988 | 44 | 49 | 66 | 59 | 62 | 52 | 62 | 53 | 52 | 214 | 138 | 111 | 59 | 46 | 21 | 11 | 8 | 22 | 1129 |
| FRANKLIN | | | | | | | | | | | | | | | | | | | |
| 1989 | 53 | 78 | 94 | 102 | 81 | 114 | 100 | 70 | 101 | 425 | 252 | 155 | 90 | 59 | 46 | 34 | 10 | 12 | 1876 |
| 1988 | 35 | 68 | 86 | 95 | 80 | 75 | 92 | 119 | 94 | 353 | 209 | 140 | 90 | 48 | 36 | 28 | 24 | 24 | 1696 |
| FULTON | | | | | | | | | | | | | | | | | | | |
| 1989 | 92 | 121 | 140 | 97 | 96 | 72 | 77 | 92 | 85 | 290 | 180 | 131 | 68 | 44 | 16 | 20 | 12 | 8 | 1641 |
| 1988 | 107 | 106 | 95 | 80 | 101 | 113 | 103 | 63 | 84 | 316 | 183 | 133 | 77 | 34 | 21 | 33 | 8 | 15 | 1672 |
| GENESEE | | | | | | | | | | | | | | | | | | | |
| 1989 | 71 | 126 | 194 | 174 | 132 | 139 | 92 | 132 | 107 | 417 | 297 | 142 | 89 | 33 | 43 | 32 | 14 | 14 | 2248 |
| 1988 | 80 | 149 | 133 | 148 | 137 | 105 | 135 | 98 | 103 | 370 | 254 | 160 | 86 | 57 | 30 | 27 | 14 | 19 | 2105 |
| GREENE | | | | | | | | | | | | | | | | | | | |
| 1989 | 68 | 137 | 118 | 110 | 99 | 122 | 94 | 100 | 113 | 427 | 250 | 171 | 106 | 62 | 33 | 20 | 8 | 22 | 2060 |
| 1988 | 59 | 77 | 81 | 117 | 113 | 81 | 101 | 79 | 79 | 314 | 216 | 122 | 67 | 62 | 50 | 19 | 15 | 27 | 1679 |

NEW YORK STATE - UNIFORM CRIME REPORT
 ADULT MALE ARRESTS
 (16 AND OVER)
 BY COUNTY
 1989 - 1988

| COUNTY | 16 | 17 | 18 | 19 | 20 | 21 | 22 | 23 | 24 | 25-29 | 30-34 | 35-39 | 40-44 | 45-49 | 50-54 | 55-59 | 60-64 | 65 & OVER | TOTAL |
|-------------------|------|------|------|------|------|------|------|------|------|-------|-------|-------|-------|-------|-------|-------|-------|-----------|--------|
| HAMILTON | | | | | | | | | | | | | | | | | | | |
| 1989 | 3 | 5 | 11 | 20 | 15 | 17 | 21 | 13 | 9 | 53 | 26 | 18 | 17 | 9 | 9 | 5 | 8 | 4 | 263 |
| 1988 | 2 | 6 | 16 | 20 | 13 | 7 | 9 | 10 | 12 | 61 | 28 | 15 | 10 | 6 | 2 | 2 | 4 | 6 | 229 |
| HERKIMER | | | | | | | | | | | | | | | | | | | |
| 1989 | 88 | 127 | 182 | 183 | 155 | 144 | 109 | 131 | 110 | 431 | 329 | 207 | 121 | 49 | 45 | 34 | 19 | 37 | 2501 |
| 1988 | 59 | 117 | 149 | 122 | 118 | 137 | 98 | 93 | 63 | 348 | 269 | 158 | 112 | 50 | 42 | 32 | 19 | 32 | 2018 |
| JEFFERSON | | | | | | | | | | | | | | | | | | | |
| 1989 | 110 | 147 | 210 | 227 | 242 | 255 | 218 | 229 | 205 | 698 | 443 | 274 | 139 | 65 | 48 | 37 | 24 | 28 | 3599 |
| 1988 | 86 | 160 | 199 | 266 | 265 | 258 | 214 | 220 | 201 | 702 | 377 | 210 | 125 | 74 | 56 | 29 | 24 | 27 | 3493 |
| KINGS | | | | | | | | | | | | | | | | | | | |
| 1989 | 5091 | 7000 | 7759 | 7681 | 6961 | 6828 | 7065 | 7277 | 7521 | 32814 | 26105 | 17023 | 9221 | 4283 | 2122 | 1025 | 498 | 552 | 156826 |
| 1988 | 4815 | 7253 | 7675 | 7065 | 6835 | 6694 | 6813 | 6876 | 7041 | 30479 | 23461 | 14660 | 7289 | 3579 | 1828 | 863 | 468 | 490 | 144184 |
| LEWIS | | | | | | | | | | | | | | | | | | | |
| 1989 | 11 | 22 | 35 | 48 | 42 | 48 | 33 | 42 | 33 | 143 | 81 | 51 | 43 | 31 | 19 | 10 | 8 | 9 | 709 |
| 1988 | 5 | 18 | 35 | 27 | 33 | 29 | 26 | 24 | 25 | 128 | 92 | 53 | 40 | 20 | 16 | 9 | 7 | 7 | 594 |
| LIVINGSTON | | | | | | | | | | | | | | | | | | | |
| 1989 | 51 | 106 | 206 | 187 | 267 | 173 | 156 | 111 | 137 | 411 | 270 | 156 | 101 | 59 | 29 | 18 | 18 | 13 | 2469 |
| 1988 | 73 | 102 | 189 | 158 | 193 | 134 | 119 | 144 | 99 | 347 | 268 | 151 | 96 | 55 | 33 | 27 | 15 | 30 | 2233 |
| MADISON | | | | | | | | | | | | | | | | | | | |
| 1989 | 73 | 91 | 213 | 265 | 205 | 180 | 162 | 106 | 109 | 344 | 227 | 139 | 83 | 64 | 31 | 18 | 10 | 18 | 2338 |
| 1988 | 72 | 86 | 159 | 189 | 129 | 150 | 118 | 71 | 76 | 278 | 189 | 120 | 61 | 50 | 33 | 10 | 10 | 15 | 1816 |
| MONROE | | | | | | | | | | | | | | | | | | | |
| 1989 | 1082 | 1528 | 1718 | 1661 | 1488 | 1331 | 1287 | 1462 | 1339 | 5730 | 4357 | 2665 | 1591 | 840 | 455 | 253 | 151 | 256 | 29194 |
| 1988 | 1028 | 1397 | 1476 | 1486 | 1333 | 1205 | 1320 | 1293 | 1257 | 5101 | 3587 | 2203 | 1294 | 716 | 398 | 249 | 155 | 237 | 25735 |
| MONTGOMERY | | | | | | | | | | | | | | | | | | | |
| 1989 | 38 | 66 | 135 | 133 | 115 | 124 | 100 | 97 | 109 | 404 | 287 | 154 | 94 | 53 | 32 | 24 | 16 | 25 | 2006 |
| 1988 | 53 | 64 | 117 | 100 | 88 | 107 | 92 | 76 | 82 | 297 | 230 | 153 | 87 | 58 | 28 | 15 | 15 | 25 | 1687 |
| NASSAU | | | | | | | | | | | | | | | | | | | |
| 1989 | 557 | 722 | 1037 | 931 | 921 | 880 | 894 | 816 | 925 | 4001 | 2761 | 1729 | 1112 | 646 | 352 | 286 | 161 | 141 | 18872 |
| 1988 | 665 | 954 | 988 | 990 | 880 | 957 | 855 | 957 | 943 | 3967 | 2651 | 1620 | 1049 | 584 | 350 | 227 | 139 | 120 | 18896 |

NEW YORK STATE - UNIFORM CRIME REPORT
ADULT MALE ARRESTS
(16 AND OVER)
BY COUNTY
1989 - 1988

| COUNTY | 16 | 17 | 18 | 19 | 20 | 21 | 22 | 23 | 24 | 25-29 | 30-34 | 35-39 | 40-44 | 45-49 | 50-54 | 55-59 | 60-64 | 65 & OVER | TOTAL |
|-----------------|------|------|------|------|-------|-------|-------|-------|-------|-------|-------|-------|-------|-------|-------|-------|-------|--------------|--------|
| NEW YORK | | | | | | | | | | | | | | | | | | | |
| 1989 | 3730 | 5377 | 7092 | 8773 | 8920 | 9194 | 9476 | 10249 | 10824 | 50135 | 40287 | 26069 | 14396 | 7427 | 3524 | 1779 | 890 | 862 | 219004 |
| 1988 | 3931 | 5997 | 8390 | 9070 | 10093 | 10336 | 10745 | 11272 | 11660 | 52156 | 40312 | 26003 | 13417 | 6901 | 3389 | 1922 | 895 | 854 | 227343 |
| NIAGARA | | | | | | | | | | | | | | | | | | | |
| 1989 | 166 | 224 | 350 | 338 | 465 | 371 | 365 | 310 | 298 | 1399 | 965 | 585 | 348 | 160 | 116 | 75 | 60 | 72 | 6667 |
| 1988 | 216 | 326 | 336 | 340 | 314 | 387 | 344 | 280 | 284 | 1226 | 870 | 588 | 308 | 157 | 91 | 89 | 51 | 62 | 6269 |
| ONEIDA | | | | | | | | | | | | | | | | | | | |
| 1989 | 316 | 446 | 525 | 541 | 463 | 507 | 394 | 355 | 363 | 1302 | 949 | 678 | 392 | 229 | 158 | 106 | 65 | 75 | 7864 |
| 1988 | 308 | 436 | 485 | 506 | 440 | 417 | 326 | 324 | 316 | 1261 | 915 | 549 | 331 | 220 | 149 | 99 | 56 | 69 | 7207 |
| ONONDAGA | | | | | | | | | | | | | | | | | | | |
| 1989 | 553 | 686 | 847 | 982 | 796 | 736 | 731 | 768 | 650 | 3239 | 2182 | 1229 | 746 | 407 | 255 | 156 | 110 | 121 | 15194 |
| 1988 | 486 | 723 | 962 | 793 | 721 | 723 | 714 | 641 | 688 | 2850 | 1842 | 1051 | 603 | 393 | 241 | 158 | 90 | 78 | 13757 |
| ONTARIO | | | | | | | | | | | | | | | | | | | |
| 1989 | 80 | 153 | 184 | 241 | 228 | 197 | 146 | 164 | 123 | 586 | 394 | 248 | 179 | 90 | 56 | 42 | 43 | 40 | 3194 |
| 1988 | 120 | 191 | 228 | 218 | 172 | 201 | 158 | 175 | 156 | 621 | 414 | 262 | 168 | 97 | 50 | 53 | 34 | 33 | 3351 |
| ORANGE | | | | | | | | | | | | | | | | | | | |
| 1989 | 444 | 531 | 673 | 745 | 701 | 728 | 555 | 580 | 590 | 2631 | 1921 | 1200 | 722 | 429 | 210 | 124 | 91 | 97 | 12972 |
| 1988 | 404 | 603 | 665 | 604 | 649 | 595 | 652 | 603 | 628 | 2409 | 1772 | 979 | 614 | 356 | 203 | 113 | 77 | 99 | 12025 |
| ORLEANS | | | | | | | | | | | | | | | | | | | |
| 1989 | 54 | 74 | 79 | 94 | 82 | 70 | 68 | 67 | 56 | 258 | 177 | 98 | 61 | 42 | 29 | 18 | 6 | 14 | 1347 |
| 1988 | 53 | 87 | 77 | 84 | 63 | 84 | 69 | 51 | 52 | 249 | 131 | 88 | 53 | 35 | 18 | 11 | 17 | 17 | 1239 |
| OSWEGO | | | | | | | | | | | | | | | | | | | |
| 1989 | 134 | 151 | 200 | 162 | 214 | 215 | 169 | 145 | 154 | 567 | 360 | 226 | 135 | 76 | 53 | 36 | 23 | 35 | 3055 |
| 1988 | 103 | 168 | 149 | 188 | 171 | 121 | 123 | 138 | 154 | 449 | 341 | 230 | 91 | 75 | 48 | 23 | 22 | 31 | 2625 |
| OTSEGO | | | | | | | | | | | | | | | | | | | |
| 1989 | 47 | 93 | 159 | 165 | 155 | 167 | 134 | 102 | 95 | 362 | 238 | 127 | 123 | 82 | 31 | 17 | 14 | 16 | 2127 |
| 1988 | 70 | 97 | 185 | 198 | 166 | 158 | 114 | 115 | 53 | 371 | 243 | 126 | 78 | 42 | 38 | 19 | 18 | 19 | 2110 |
| PUTNAM | | | | | | | | | | | | | | | | | | | |
| 1989 | 79 | 119 | 142 | 140 | 129 | 108 | 130 | 131 | 122 | 476 | 362 | 186 | 129 | 79 | 51 | 21 | 14 | 18 | 2436 |
| 1988 | 72 | 133 | 125 | 139 | 105 | 131 | 122 | 125 | 102 | 398 | 251 | 176 | 116 | 56 | 47 | 33 | 19 | 18 | 2168 |

NEW YORK STATE - UNIFORM CRIME REPORT
 ADULT MALE ARRESTS
 (16 AND OVER)
 BY COUNTY
 1989 - 1988

| COUNTY | 16 | 17 | 18 | 19 | 20 | 21 | 22 | 23 | 24 | 25-29 | 30-34 | 35-39 | 40-44 | 45-49 | 50-54 | 55-59 | 60-64 | 65 & OVER | TOTAL |
|--------------------|------|------|------|------|------|------|------|------|------|-------|-------|-------|-------|-------|-------|-------|-------|--------------|-------|
| QUEENS | | | | | | | | | | | | | | | | | | | |
| 1989 | 2418 | 3349 | 4040 | 3801 | 3626 | 3787 | 3540 | 3605 | 3766 | 17538 | 12743 | 8340 | 4578 | 2697 | 1608 | 968 | 503 | 317 | 81224 |
| 1988 | 2750 | 3713 | 4306 | 3989 | 3858 | 3988 | 3810 | 4022 | 3999 | 18311 | 13984 | 8570 | 4920 | 2887 | 1621 | 915 | 429 | 343 | 86415 |
| RENSSELAER | | | | | | | | | | | | | | | | | | | |
| 1989 | 186 | 276 | 360 | 375 | 309 | 327 | 270 | 267 | 253 | 877 | 597 | 447 | 256 | 128 | 76 | 37 | 32 | 38 | 5111 |
| 1988 | 186 | 227 | 319 | 292 | 291 | 306 | 261 | 281 | 231 | 730 | 547 | 318 | 203 | 96 | 51 | 31 | 26 | 22 | 4418 |
| RICHMOND | | | | | | | | | | | | | | | | | | | |
| 1989 | 408 | 531 | 575 | 561 | 489 | 488 | 475 | 472 | 456 | 1832 | 1588 | 959 | 631 | 305 | 190 | 94 | 82 | 32 | 10168 |
| 1988 | 428 | 618 | 582 | 493 | 439 | 481 | 421 | 458 | 450 | 1817 | 1328 | 817 | 544 | 316 | 156 | 119 | 68 | 50 | 9585 |
| ROCKLAND | | | | | | | | | | | | | | | | | | | |
| 1989 | 227 | 296 | 351 | 324 | 314 | 344 | 353 | 325 | 348 | 1195 | 854 | 504 | 304 | 193 | 100 | 58 | 42 | 35 | 6167 |
| 1988 | 164 | 324 | 290 | 316 | 319 | 358 | 323 | 314 | 348 | 1214 | 981 | 611 | 384 | 205 | 134 | 76 | 42 | 32 | 6435 |
| ST LAWRENCE | | | | | | | | | | | | | | | | | | | |
| 1989 | 125 | 218 | 321 | 318 | 266 | 268 | 202 | 178 | 158 | 680 | 407 | 252 | 159 | 84 | 51 | 46 | 30 | 25 | 3788 |
| 1988 | 132 | 221 | 358 | 315 | 277 | 335 | 248 | 202 | 162 | 685 | 422 | 238 | 168 | 90 | 55 | 28 | 18 | 39 | 3993 |
| SARATOGA | | | | | | | | | | | | | | | | | | | |
| 1989 | 191 | 306 | 468 | 479 | 423 | 381 | 352 | 280 | 292 | 1140 | 782 | 431 | 287 | 151 | 94 | 57 | 45 | 48 | 6207 |
| 1988 | 196 | 351 | 475 | 449 | 427 | 409 | 366 | 348 | 269 | 1172 | 719 | 400 | 247 | 139 | 83 | 56 | 48 | 37 | 6191 |
| SCHENECTADY | | | | | | | | | | | | | | | | | | | |
| 1989 | 226 | 253 | 265 | 251 | 304 | 254 | 244 | 265 | 191 | 1007 | 680 | 428 | 262 | 142 | 69 | 42 | 36 | 48 | 4947 |
| 1988 | 176 | 246 | 252 | 285 | 276 | 235 | 253 | 206 | 211 | 939 | 642 | 469 | 265 | 142 | 62 | 56 | 38 | 47 | 4800 |
| SCHOHARIE | | | | | | | | | | | | | | | | | | | |
| 1989 | 23 | 58 | 105 | 126 | 77 | 95 | 54 | 50 | 58 | 191 | 142 | 90 | 71 | 30 | 25 | 21 | 12 | 9 | 1237 |
| 1988 | 29 | 57 | 96 | 106 | 68 | 64 | 53 | 50 | 39 | 159 | 100 | 60 | 38 | 35 | 17 | 19 | 7 | 12 | 1009 |
| SCHUYLER | | | | | | | | | | | | | | | | | | | |
| 1989 | 46 | 61 | 52 | 59 | 34 | 54 | 42 | 38 | 39 | 114 | 107 | 74 | 34 | 24 | 10 | 7 | 6 | 9 | 810 |
| 1988 | 17 | 49 | 50 | 32 | 49 | 56 | 31 | 39 | 33 | 118 | 110 | 64 | 41 | 23 | 8 | 7 | 10 | 6 | 743 |
| SENECA | | | | | | | | | | | | | | | | | | | |
| 1989 | 72 | 93 | 97 | 131 | 92 | 95 | 77 | 61 | 67 | 336 | 235 | 121 | 68 | 46 | 24 | 21 | 14 | 10 | 1660 |
| 1988 | 65 | 75 | 91 | 103 | 88 | 86 | 78 | 43 | 48 | 241 | 133 | 97 | 76 | 39 | 22 | 17 | 11 | 14 | 1327 |

NEW YORK STATE - UNIFORM CRIME REPORT
 ADULT MALE ARRESTS
 (16 AND OVER)
 BY COUNTY
 1989 - 1988

| COUNTY | 16 | 17 | 18 | 19 | 20 | 21 | 22 | 23 | 24 | 25-29 | 30-34 | 35-39 | 40-44 | 45-49 | 50-54 | 55-59 | 60-64 | 65 & OVER | TOTAL |
|-------------|------|------|------|------|------|------|------|------|------|-------|-------|-------|-------|-------|-------|-------|-------|--------------|-------|
| STEUBEN | | | | | | | | | | | | | | | | | | | |
| 1989 | 144 | 174 | 226 | 202 | 188 | 211 | 160 | 140 | 168 | 711 | 478 | 248 | 189 | 104 | 53 | 49 | 55 | 41 | 3541 |
| 1988 | 132 | 184 | 187 | 158 | 174 | 175 | 157 | 162 | 146 | 623 | 373 | 252 | 168 | 87 | 88 | 62 | 25 | 35 | 3188 |
| SUFFOLK | | | | | | | | | | | | | | | | | | | |
| 1989 | 1344 | 1925 | 2230 | 2319 | 2238 | 1947 | 2083 | 2018 | 2045 | 8959 | 5768 | 3286 | 2056 | 1166 | 624 | 386 | 251 | 208 | 40853 |
| 1988 | 1430 | 2018 | 2218 | 2178 | 2106 | 2284 | 2183 | 2180 | 2163 | 8450 | 5238 | 3125 | 1881 | 1093 | 645 | 379 | 211 | 197 | 39979 |
| SULLIVAN | | | | | | | | | | | | | | | | | | | |
| 1989 | 110 | 141 | 240 | 251 | 235 | 190 | 227 | 224 | 209 | 1031 | 863 | 660 | 451 | 218 | 174 | 105 | 50 | 74 | 5453 |
| 1988 | 100 | 127 | 223 | 186 | 198 | 225 | 181 | 247 | 237 | 964 | 786 | 498 | 344 | 227 | 144 | 118 | 66 | 56 | 4927 |
| TIOGA | | | | | | | | | | | | | | | | | | | |
| 1989 | 45 | 70 | 94 | 98 | 93 | 111 | 78 | 105 | 88 | 294 | 201 | 126 | 70 | 39 | 25 | 18 | 22 | 14 | 1591 |
| 1988 | 39 | 60 | 111 | 88 | 80 | 90 | 75 | 77 | 53 | 266 | 191 | 121 | 62 | 52 | 29 | 17 | 28 | 20 | 1459 |
| TOMPKINS | | | | | | | | | | | | | | | | | | | |
| 1989 | 60 | 123 | 250 | 332 | 319 | 265 | 245 | 171 | 147 | 494 | 328 | 244 | 144 | 63 | 43 | 38 | 12 | 22 | 3300 |
| 1988 | 94 | 121 | 258 | 331 | 289 | 260 | 262 | 182 | 99 | 518 | 275 | 216 | 131 | 78 | 55 | 29 | 13 | 26 | 3237 |
| ULSTER | | | | | | | | | | | | | | | | | | | |
| 1989 | 152 | 213 | 409 | 393 | 340 | 344 | 297 | 310 | 336 | 1358 | 992 | 716 | 466 | 250 | 127 | 84 | 55 | 155 | 6997 |
| 1988 | 208 | 325 | 434 | 355 | 321 | 320 | 314 | 371 | 346 | 1346 | 968 | 750 | 473 | 235 | 146 | 106 | 68 | 106 | 7192 |
| WARREN | | | | | | | | | | | | | | | | | | | |
| 1989 | 96 | 159 | 240 | 268 | 253 | 273 | 214 | 198 | 237 | 784 | 495 | 295 | 244 | 112 | 43 | 40 | 41 | 33 | 4025 |
| 1988 | 144 | 270 | 240 | 247 | 195 | 234 | 251 | 212 | 204 | 620 | 346 | 230 | 168 | 70 | 44 | 33 | 23 | 19 | 3550 |
| WASHINGTON | | | | | | | | | | | | | | | | | | | |
| 1989 | 60 | 95 | 187 | 136 | 147 | 166 | 149 | 138 | 191 | 478 | 329 | 154 | 123 | 75 | 45 | 21 | 21 | 18 | 2533 |
| 1988 | 104 | 86 | 110 | 134 | 101 | 97 | 100 | 117 | 114 | 354 | 258 | 136 | 110 | 52 | 39 | 26 | 22 | 16 | 1976 |
| WAYNE | | | | | | | | | | | | | | | | | | | |
| 1989 | 101 | 155 | 183 | 214 | 176 | 227 | 188 | 160 | 184 | 853 | 560 | 329 | 190 | 117 | 76 | 58 | 31 | 28 | 3830 |
| 1988 | 147 | 217 | 268 | 242 | 223 | 207 | 189 | 188 | 194 | 682 | 496 | 288 | 164 | 143 | 69 | 47 | 38 | 29 | 3831 |
| WESTCHESTER | | | | | | | | | | | | | | | | | | | |
| 1989 | 746 | 1029 | 1294 | 1160 | 1092 | 1103 | 1096 | 1069 | 1137 | 5043 | 3451 | 2416 | 1388 | 810 | 435 | 242 | 149 | 131 | 23791 |
| 1988 | 943 | 1145 | 1209 | 1072 | 1059 | 1095 | 1146 | 1093 | 1037 | 4433 | 3182 | 2066 | 1243 | 728 | 398 | 243 | 152 | 144 | 22388 |

NEW YORK STATE - UNIFORM CRIME REPORT
 ADULT MALE ARRESTS
 (16 AND OVER)
 BY COUNTY
 1989 - 1988

| COUNTY | 16 | 17 | 18 | 19 | 20 | 21 | 22 | 23 | 24 | 25-29 | 30-34 | 35-39 | 40-44 | 45-49 | 50-54 | 55-59 | 60-64 | 65 & OVER | TOTAL |
|----------------------|-------|-------|-------|-------|-------|-------|-------|-------|-------|--------|--------|-------|-------|-------|-------|-------|-------|--------------|--------|
| WYOMING | | | | | | | | | | | | | | | | | | | |
| 1989 | 48 | 55 | 89 | 79 | 71 | 71 | 53 | 69 | 42 | 210 | 162 | 77 | 57 | 21 | 17 | 8 | 9 | 12 | 1150 |
| 1988 | 35 | 64 | 45 | 52 | 57 | 58 | 55 | 80 | 59 | 231 | 160 | 67 | 49 | 27 | 27 | 15 | 8 | 4 | 1093 |
| YATES | | | | | | | | | | | | | | | | | | | |
| 1989 | 21 | 25 | 53 | 42 | 30 | 33 | 25 | 33 | 30 | 118 | 103 | 43 | 21 | 32 | 12 | 4 | 12 | 8 | 645 |
| 1988 | 62 | 80 | 79 | 58 | 41 | 35 | 33 | 20 | 26 | 143 | 83 | 56 | 44 | 18 | 16 | 9 | 9 | 12 | 824 |
| GRAND TOTALS | | | | | | | | | | | | | | | | | | | |
| 1989 | 25363 | 35151 | 43472 | 45035 | 42592 | 41998 | 40507 | 41030 | 42155 | 185508 | 139865 | 89130 | 50859 | 26775 | 14259 | 8053 | 4623 | 4779 | 881154 |
| 1988 | 26100 | 38201 | 44819 | 43724 | 42841 | 43153 | 42374 | 42867 | 42891 | 182961 | 134582 | 84610 | 46497 | 25170 | 13732 | 7949 | 4411 | 4557 | 871439 |
| NEW YORK CITY | | | | | | | | | | | | | | | | | | | |
| 1989 | 14586 | 19951 | 23572 | 25067 | 24133 | 24360 | 24306 | 25374 | 26601 | 119819 | 93859 | 60954 | 33596 | 17208 | 8626 | 4488 | 2258 | 2039 | 550797 |
| 1988 | 15076 | 22189 | 25773 | 25488 | 26031 | 26092 | 26449 | 27376 | 27891 | 122829 | 93728 | 59485 | 31178 | 16226 | 8329 | 4472 | 2145 | 2058 | 562815 |

NEW YORK STATE - UNIFORM CRIME REPORT
 ADULT FEMALE ARRESTS
 (16 AND OVER)
 BY COUNTY
 1989 - 1988

| COUNTY | 16 | 17 | 18 | 19 | 20 | 21 | 22 | 23 | 24 | 25-29 | 30-34 | 35-39 | 40-44 | 45-49 | 50-54 | 55-59 | 60-64 | 65 & OVER | TOTAL |
|--------------------|-----|-----|-----|-----|-----|-----|-----|-----|-----|-------|-------|-------|-------|-------|-------|-------|-------|-----------|-------|
| ALBANY | | | | | | | | | | | | | | | | | | | |
| 1989 | 79 | 83 | 151 | 115 | 96 | 119 | 106 | 105 | 90 | 426 | 285 | 165 | 141 | 83 | 40 | 14 | 35 | 22 | 2155 |
| 1988 | 76 | 85 | 121 | 121 | 88 | 102 | 81 | 86 | 92 | 429 | 274 | 182 | 97 | 62 | 48 | 28 | 12 | 21 | 2005 |
| ALLEGANY | | | | | | | | | | | | | | | | | | | |
| 1989 | 18 | 15 | 20 | 22 | 14 | 14 | 12 | 16 | 15 | 53 | 24 | 24 | 13 | 9 | 3 | 1 | 5 | 2 | 280 |
| 1988 | 10 | 14 | 18 | 15 | 9 | 16 | 15 | 13 | 11 | 47 | 33 | 21 | 17 | 10 | 3 | 7 | 3 | 1 | 263 |
| BRONX | | | | | | | | | | | | | | | | | | | |
| 1989 | 326 | 430 | 483 | 553 | 567 | 585 | 715 | 729 | 774 | 3810 | 2834 | 1688 | 690 | 297 | 117 | 61 | 30 | 48 | 14737 |
| 1988 | 397 | 583 | 661 | 630 | 716 | 806 | 817 | 857 | 927 | 4305 | 3072 | 1803 | 697 | 301 | 131 | 61 | 21 | 39 | 16824 |
| BROOME | | | | | | | | | | | | | | | | | | | |
| 1989 | 40 | 59 | 86 | 73 | 60 | 64 | 53 | 38 | 56 | 206 | 128 | 70 | 70 | 31 | 12 | 16 | 7 | 7 | 1076 |
| 1988 | 43 | 57 | 91 | 55 | 52 | 65 | 49 | 47 | 56 | 206 | 126 | 91 | 55 | 41 | 29 | 11 | 15 | 14 | 1103 |
| CATTARAUGUS | | | | | | | | | | | | | | | | | | | |
| 1989 | 26 | 24 | 50 | 47 | 48 | 35 | 46 | 19 | 21 | 133 | 125 | 47 | 42 | 21 | 13 | 12 | 6 | 9 | 724 |
| 1988 | 32 | 34 | 43 | 39 | 36 | 31 | 43 | 26 | 29 | 123 | 75 | 70 | 34 | 21 | 11 | 9 | 12 | 10 | 678 |
| CAYUGA | | | | | | | | | | | | | | | | | | | |
| 1989 | 30 | 33 | 44 | 28 | 38 | 32 | 39 | 30 | 54 | 122 | 90 | 33 | 37 | 15 | 18 | 7 | 9 | 13 | 672 |
| 1988 | 14 | 44 | 31 | 29 | 20 | 29 | 32 | 27 | 31 | 107 | 90 | 43 | 35 | 17 | 11 | 10 | 3 | 7 | 580 |
| CHAUTAUQUA | | | | | | | | | | | | | | | | | | | |
| 1989 | 37 | 36 | 93 | 90 | 98 | 70 | 54 | 41 | 59 | 228 | 153 | 108 | 79 | 41 | 15 | 30 | 13 | 7 | 1252 |
| 1988 | 49 | 54 | 49 | 70 | 50 | 74 | 49 | 46 | 67 | 176 | 139 | 94 | 59 | 37 | 11 | 10 | 5 | 8 | 1047 |
| CHEMUNG | | | | | | | | | | | | | | | | | | | |
| 1989 | 25 | 40 | 60 | 36 | 42 | 44 | 70 | 53 | 53 | 237 | 153 | 80 | 49 | 30 | 18 | 13 | 8 | 6 | 1017 |
| 1988 | 54 | 46 | 35 | 36 | 53 | 53 | 50 | 48 | 48 | 202 | 131 | 81 | 49 | 27 | 17 | 6 | 6 | 8 | 950 |
| CHENANGO | | | | | | | | | | | | | | | | | | | |
| 1989 | 17 | 22 | 42 | 28 | 26 | 31 | 30 | 17 | 27 | 119 | 80 | 73 | 43 | 16 | 10 | 2 | 2 | 14 | 599 |
| 1988 | 15 | 21 | 26 | 29 | 10 | 15 | 20 | 24 | 32 | 106 | 80 | 33 | 22 | 15 | 4 | 4 | 5 | 5 | 466 |
| CLINTON | | | | | | | | | | | | | | | | | | | |
| 1989 | 17 | 31 | 37 | 36 | 37 | 20 | 40 | 29 | 25 | 134 | 86 | 58 | 47 | 19 | 11 | 13 | 11 | 12 | 663 |
| 1988 | 20 | 22 | 27 | 26 | 22 | 33 | 31 | 25 | 32 | 103 | 70 | 44 | 40 | 24 | 27 | 15 | 14 | 7 | 582 |

NEW YORK STATE - UNIFORM CRIME REPORT
 ADULT FEMALE ARRESTS
 (16 AND OVER)
 BY COUNTY
 1989 - 1988

| COUNTY | 16 | 17 | 18 | 19 | 20 | 21 | 22 | 23 | 24 | 25-29 | 30-34 | 35-39 | 40-44 | 45-49 | 50-54 | 55-59 | 60-64 | 65 & OVER | TOTAL |
|-----------------|-----|-----|-----|-----|-----|-----|-----|-----|-----|-------|-------|-------|-------|-------|-------|-------|-------|-----------|-------|
| COLUMBIA | | | | | | | | | | | | | | | | | | | |
| 1989 | 20 | 30 | 30 | 49 | 38 | 51 | 34 | 29 | 41 | 156 | 69 | 67 | 34 | 18 | 12 | 5 | 4 | 5 | 692 |
| 1988 | 11 | 18 | 37 | 24 | 26 | 22 | 23 | 45 | 36 | 147 | 77 | 34 | 11 | 15 | 5 | 7 | 3 | 2 | 543 |
| CORTLAND | | | | | | | | | | | | | | | | | | | |
| 1989 | 15 | 11 | 21 | 39 | 49 | 44 | 42 | 24 | 17 | 164 | 48 | 30 | 35 | 16 | 5 | 3 | 2 | 2 | 567 |
| 1988 | 9 | 19 | 41 | 34 | 50 | 52 | 25 | 27 | 18 | 85 | 58 | 41 | 19 | 4 | 3 | 4 | 3 | 4 | 496 |
| DELAWARE | | | | | | | | | | | | | | | | | | | |
| 1989 | 14 | 21 | 55 | 23 | 36 | 16 | 19 | 5 | 18 | 54 | 44 | 32 | 21 | 9 | 3 | 1 | 2 | 3 | 376 |
| 1988 | 15 | 21 | 32 | 27 | 15 | 12 | 9 | 11 | 13 | 67 | 39 | 28 | 12 | 11 | 2 | 1 | 2 | 8 | 325 |
| DUTCHESS | | | | | | | | | | | | | | | | | | | |
| 1989 | 63 | 61 | 77 | 104 | 116 | 100 | 107 | 95 | 101 | 533 | 392 | 220 | 120 | 64 | 33 | 18 | 11 | 14 | 2229 |
| 1988 | 69 | 89 | 85 | 99 | 86 | 108 | 92 | 98 | 115 | 423 | 327 | 169 | 115 | 48 | 22 | 18 | 5 | 9 | 1977 |
| ERIE | | | | | | | | | | | | | | | | | | | |
| 1989 | 181 | 176 | 242 | 274 | 216 | 227 | 186 | 190 | 234 | 1030 | 723 | 468 | 289 | 150 | 98 | 67 | 42 | 53 | 4846 |
| 1988 | 163 | 207 | 206 | 191 | 204 | 176 | 193 | 233 | 196 | 945 | 738 | 438 | 233 | 155 | 90 | 89 | 43 | 79 | 4579 |
| ESSEX | | | | | | | | | | | | | | | | | | | |
| 1989 | 6 | 5 | 6 | 6 | 5 | 12 | 6 | 11 | 8 | 46 | 28 | 15 | 15 | 8 | 5 | 1 | 3 | 3 | 189 |
| 1988 | 7 | 4 | 9 | 6 | 13 | 7 | 5 | 12 | 7 | 34 | 33 | 16 | 9 | 7 | 8 | 5 | 3 | 4 | 189 |
| FRANKLIN | | | | | | | | | | | | | | | | | | | |
| 1989 | 13 | 17 | 25 | 20 | 21 | 17 | 25 | 26 | 21 | 77 | 59 | 28 | 23 | 17 | 6 | 4 | 1 | 4 | 404 |
| 1988 | 13 | 9 | 23 | 13 | 13 | 26 | 12 | 16 | 20 | 60 | 50 | 22 | 33 | 19 | 6 | 6 | 4 | 2 | 347 |
| FULTON | | | | | | | | | | | | | | | | | | | |
| 1989 | 29 | 25 | 30 | 33 | 23 | 28 | 21 | 29 | 18 | 88 | 61 | 45 | 22 | 24 | 4 | 5 | | 4 | 489 |
| 1988 | 27 | 33 | 24 | 16 | 15 | 31 | 29 | 15 | 17 | 66 | 50 | 34 | 22 | 13 | 4 | 7 | | 7 | 410 |
| GENESEE | | | | | | | | | | | | | | | | | | | |
| 1989 | 15 | 16 | 33 | 21 | 27 | 16 | 22 | 21 | 23 | 56 | 33 | 28 | 20 | 15 | 4 | 9 | 5 | 2 | 366 |
| 1988 | 17 | 22 | 33 | 28 | 20 | 19 | 22 | 21 | 19 | 87 | 33 | 25 | 25 | 8 | 7 | 7 | 1 | 3 | 397 |
| GREENE | | | | | | | | | | | | | | | | | | | |
| 1989 | 12 | 12 | 16 | 20 | 15 | 23 | 11 | 15 | 13 | 73 | 56 | 24 | 34 | 18 | 13 | 7 | 4 | 6 | 372 |
| 1988 | 7 | 20 | 20 | 19 | 8 | 16 | 23 | 19 | 21 | 61 | 59 | 31 | 12 | 17 | 10 | 10 | 1 | 8 | 362 |

NEW YORK STATE - UNIFORM CRIME REPORT
 ADULT FEMALE ARRESTS
 (16 AND OVER)
 BY COUNTY
 1989 - 1988

| COUNTY | 16 | 17 | 18 | 19 | 20 | 21 | 22 | 23 | 24 | 25-29 | 30-34 | 35-39 | 40-44 | 45-49 | 50-54 | 55-59 | 60-64 | 65 & OVER | TOTAL |
|------------|-----|-----|-----|------|------|------|------|------|------|-------|-------|-------|-------|-------|-------|-------|-------|--------------|-------|
| HAMILTON | | | | | | | | | | | | | | | | | | | |
| 1989 | 1 | 1 | 1 | 2 | 1 | 1 | | | 5 | 6 | 4 | 4 | 1 | | | | | | 27 |
| 1988 | | 3 | 1 | 3 | 3 | | 1 | | 1 | 3 | 5 | 1 | 1 | | 1 | 1 | | | 24 |
| HERKIMER | | | | | | | | | | | | | | | | | | | |
| 1989 | 18 | 29 | 41 | 38 | 18 | 34 | 34 | 27 | 48 | 99 | 62 | 44 | 23 | 13 | 8 | 12 | 3 | 18 | 569 |
| 1988 | 17 | 20 | 27 | 13 | 14 | 18 | 12 | 14 | 21 | 66 | 64 | 55 | 23 | 8 | 7 | 4 | 9 | 13 | 405 |
| JEFFERSON | | | | | | | | | | | | | | | | | | | |
| 1989 | 45 | 40 | 44 | 53 | 77 | 52 | 37 | 48 | 65 | 217 | 98 | 74 | 38 | 35 | 10 | 9 | 7 | 13 | 962 |
| 1988 | 41 | 40 | 48 | 32 | 34 | 37 | 48 | 37 | 33 | 141 | 105 | 52 | 38 | 26 | 7 | 8 | 12 | 3 | 742 |
| KINGS | | | | | | | | | | | | | | | | | | | |
| 1989 | 690 | 927 | 965 | 1002 | 1020 | 1079 | 1180 | 1302 | 1356 | 6862 | 5209 | 2964 | 1134 | 428 | 174 | 66 | 35 | 66 | 26459 |
| 1988 | 552 | 840 | 987 | 1014 | 1002 | 1088 | 1195 | 1323 | 1486 | 6227 | 4198 | 2424 | 863 | 352 | 143 | 91 | 37 | 60 | 23882 |
| LEWIS | | | | | | | | | | | | | | | | | | | |
| 1989 | 6 | 3 | 7 | 2 | 6 | 8 | 6 | 11 | 5 | 19 | 19 | 16 | 8 | 2 | | 1 | | 2 | 121 |
| 1988 | 4 | 1 | 5 | 1 | 4 | 9 | 2 | 8 | 8 | 35 | 17 | 10 | 3 | 8 | | 2 | 5 | 2 | 124 |
| LIVINGSTON | | | | | | | | | | | | | | | | | | | |
| 1989 | 16 | 22 | 58 | 29 | 48 | 20 | 27 | 26 | 24 | 86 | 75 | 70 | 39 | 13 | 9 | 7 | 3 | 9 | 581 |
| 1988 | 9 | 26 | 24 | 20 | 42 | 21 | 21 | 19 | 24 | 91 | 64 | 45 | 43 | 9 | 8 | 7 | 2 | 3 | 478 |
| MADISON | | | | | | | | | | | | | | | | | | | |
| 1989 | 13 | 19 | 42 | 67 | 21 | 23 | 23 | 28 | 24 | 78 | 79 | 31 | 25 | 11 | 4 | 3 | 2 | 2 | 495 |
| 1988 | 13 | 29 | 38 | 35 | 23 | 36 | 27 | 21 | 21 | 97 | 67 | 41 | 29 | 10 | 8 | 6 | 3 | 5 | 509 |
| MONROE | | | | | | | | | | | | | | | | | | | |
| 1989 | 280 | 266 | 315 | 356 | 334 | 375 | 400 | 392 | 381 | 1738 | 1295 | 653 | 406 | 222 | 124 | 87 | 56 | 110 | 7790 |
| 1988 | 177 | 261 | 303 | 302 | 300 | 320 | 355 | 305 | 332 | 1421 | 977 | 613 | 306 | 200 | 114 | 72 | 44 | 142 | 6544 |
| MONTGOMERY | | | | | | | | | | | | | | | | | | | |
| 1989 | 8 | 22 | 27 | 17 | 30 | 15 | 24 | 20 | 23 | 62 | 63 | 34 | 22 | 24 | 6 | 6 | 4 | 8 | 415 |
| 1988 | 7 | 9 | 22 | 14 | 20 | 22 | 24 | 18 | 7 | 74 | 49 | 30 | 16 | 10 | 8 | | 1 | | 331 |
| NASSAU | | | | | | | | | | | | | | | | | | | |
| 1989 | 112 | 142 | 173 | 183 | 172 | 183 | 170 | 199 | 186 | 961 | 694 | 359 | 198 | 109 | 65 | 55 | 44 | 31 | 4036 |
| 1988 | 115 | 157 | 191 | 166 | 178 | 174 | 161 | 208 | 214 | 853 | 599 | 327 | 185 | 127 | 64 | 49 | 36 | 38 | 3842 |

NEW YORK STATE - UNIFORM CRIME REPORT
 ADULT FEMALE ARRESTS
 (16 AND OVER)
 BY COUNTY
 1989 - 1988

| COUNTY | 16 | 17 | 18 | 19 | 20 | 21 | 22 | 23 | 24 | 25-29 | 30-34 | 35-39 | 40-44 | 45-49 | 50-54 | 55-59 | 60-64 | 65 & OVER | TOTAL |
|----------|-----|-----|------|------|------|------|------|------|------|-------|-------|-------|-------|-------|-------|-------|-------|--------------|-------|
| NEW YORK | | | | | | | | | | | | | | | | | | | |
| 1989 | 518 | 699 | 818 | 1336 | 1726 | 1527 | 1489 | 1833 | 2072 | 8585 | 5865 | 3647 | 1738 | 714 | 326 | 169 | 94 | 98 | 33254 |
| 1988 | 468 | 696 | 1097 | 1613 | 1827 | 1709 | 2203 | 2688 | 2696 | 10142 | 6460 | 3679 | 1647 | 745 | 329 | 188 | 90 | 77 | 38354 |
| NIAGARA | | | | | | | | | | | | | | | | | | | |
| 1989 | 27 | 30 | 69 | 57 | 68 | 61 | 62 | 54 | 64 | 266 | 196 | 144 | 71 | 38 | 23 | 11 | 16 | 22 | 1279 |
| 1988 | 39 | 48 | 67 | 65 | 45 | 46 | 49 | 47 | 57 | 216 | 196 | 119 | 70 | 31 | 28 | 15 | 20 | 10 | 1168 |
| ONEIDA | | | | | | | | | | | | | | | | | | | |
| 1989 | 51 | 85 | 111 | 99 | 88 | 94 | 92 | 71 | 91 | 397 | 280 | 156 | 118 | 59 | 34 | 20 | 15 | 25 | 1886 |
| 1988 | 107 | 70 | 87 | 98 | 76 | 89 | 78 | 65 | 68 | 254 | 249 | 124 | 95 | 52 | 39 | 40 | 25 | 31 | 1647 |
| ONONDAGA | | | | | | | | | | | | | | | | | | | |
| 1989 | 135 | 160 | 190 | 230 | 174 | 206 | 154 | 212 | 148 | 847 | 558 | 301 | 174 | 101 | 62 | 46 | 27 | 25 | 3750 |
| 1988 | 122 | 163 | 190 | 151 | 159 | 166 | 145 | 164 | 146 | 638 | 391 | 233 | 165 | 82 | 57 | 35 | 31 | 24 | 3062 |
| ONTARIO | | | | | | | | | | | | | | | | | | | |
| 1989 | 43 | 44 | 52 | 65 | 45 | 53 | 47 | 46 | 30 | 169 | 117 | 73 | 59 | 24 | 18 | 7 | 7 | 11 | 910 |
| 1988 | 29 | 55 | 56 | 59 | 65 | 49 | 40 | 26 | 32 | 169 | 129 | 79 | 43 | 35 | 18 | 14 | 11 | 8 | 917 |
| ORANGE | | | | | | | | | | | | | | | | | | | |
| 1989 | 91 | 90 | 131 | 142 | 128 | 98 | 108 | 124 | 141 | 564 | 476 | 297 | 136 | 84 | 46 | 25 | 28 | 34 | 2743 |
| 1988 | 73 | 116 | 137 | 116 | 135 | 130 | 105 | 108 | 147 | 497 | 372 | 247 | 110 | 76 | 38 | 33 | 29 | 32 | 2501 |
| ORLEANS | | | | | | | | | | | | | | | | | | | |
| 1989 | 8 | 8 | 10 | 17 | 7 | 14 | 7 | 7 | 9 | 58 | 26 | 20 | 8 | 4 | 2 | 3 | 3 | 1 | 212 |
| 1988 | 15 | 11 | 21 | 14 | 8 | 14 | 10 | 10 | 14 | 33 | 34 | 23 | 15 | 3 | 6 | 5 | 5 | | 241 |
| OSWEGO | | | | | | | | | | | | | | | | | | | |
| 1989 | 26 | 25 | 43 | 42 | 47 | 43 | 46 | 40 | 35 | 115 | 108 | 45 | 41 | 23 | 22 | 10 | 6 | 8 | 725 |
| 1988 | 24 | 32 | 32 | 32 | 30 | 26 | 33 | 21 | 21 | 121 | 85 | 51 | 33 | 14 | 8 | 7 | 3 | 1 | 574 |
| OTSEGO | | | | | | | | | | | | | | | | | | | |
| 1989 | 10 | 21 | 42 | 30 | 36 | 26 | 24 | 13 | 24 | 87 | 52 | 41 | 27 | 16 | 17 | 7 | 3 | 5 | 481 |
| 1988 | 21 | 32 | 48 | 36 | 38 | 36 | 15 | 19 | 18 | 70 | 50 | 35 | 21 | 12 | 4 | 8 | | 6 | 469 |
| PUTNAM | | | | | | | | | | | | | | | | | | | |
| 1989 | 10 | 18 | 18 | 19 | 21 | 23 | 19 | 18 | 18 | 93 | 55 | 27 | 19 | 11 | 5 | 1 | 1 | 2 | 378 |
| 1988 | 8 | 13 | 16 | 26 | 12 | 11 | 15 | 15 | 10 | 78 | 41 | 24 | 17 | 10 | 5 | 2 | 2 | 2 | 307 |

NEW YORK STATE - UNIFORM CRIME REPORT
 ADULT FEMALE ARRESTS
 (16 AND OVER)
 BY COUNTY
 1989 - 1988

| COUNTY | 16 | 17 | 18 | 19 | 20 | 21 | 22 | 23 | 24 | 25-29 | 30-34 | 35-39 | 40-44 | 45-49 | 50-54 | 55-59 | 60-64 | 65 & OVER | TOTAL |
|--------------------|-----|-----|-----|-----|-----|-----|-----|-----|-----|-------|-------|-------|-------|-------|-------|-------|-------|--------------|-------|
| QUEENS | | | | | | | | | | | | | | | | | | | |
| 1989 | 308 | 405 | 472 | 477 | 425 | 441 | 496 | 574 | 573 | 2774 | 2056 | 1249 | 547 | 224 | 99 | 55 | 27 | 24 | 11226 |
| 1988 | 327 | 500 | 522 | 485 | 458 | 478 | 521 | 480 | 553 | 2523 | 1733 | 1011 | 425 | 241 | 123 | 48 | 31 | 29 | 10488 |
| RENSSELAER | | | | | | | | | | | | | | | | | | | |
| 1989 | 21 | 30 | 50 | 55 | 56 | 41 | 35 | 41 | 43 | 184 | 118 | 84 | 58 | 29 | 15 | 18 | 13 | 11 | 902 |
| 1988 | 24 | 29 | 44 | 40 | 36 | 58 | 41 | 35 | 40 | 140 | 91 | 55 | 46 | 30 | 15 | 13 | 8 | 10 | 755 |
| RICHMOND | | | | | | | | | | | | | | | | | | | |
| 1989 | 63 | 58 | 75 | 89 | 68 | 70 | 89 | 119 | 91 | 470 | 271 | 221 | 101 | 47 | 29 | 7 | 6 | 9 | 1883 |
| 1988 | 85 | 75 | 85 | 73 | 65 | 79 | 89 | 76 | 78 | 315 | 233 | 140 | 81 | 37 | 23 | 7 | 5 | 2 | 1548 |
| ROCKLAND | | | | | | | | | | | | | | | | | | | |
| 1989 | 48 | 43 | 44 | 61 | 54 | 47 | 47 | 63 | 45 | 257 | 175 | 119 | 49 | 33 | 24 | 14 | 3 | 13 | 1139 |
| 1988 | 38 | 42 | 48 | 57 | 50 | 54 | 51 | 58 | 45 | 257 | 178 | 99 | 62 | 41 | 13 | 14 | 11 | 4 | 1122 |
| ST LAWRENCE | | | | | | | | | | | | | | | | | | | |
| 1989 | 23 | 40 | 43 | 56 | 32 | 31 | 46 | 48 | 38 | 171 | 82 | 61 | 32 | 26 | 6 | 9 | 3 | 5 | 752 |
| 1988 | 24 | 43 | 61 | 66 | 36 | 53 | 52 | 41 | 28 | 116 | 114 | 71 | 39 | 20 | 11 | 7 | 8 | 4 | 794 |
| SARATOGA | | | | | | | | | | | | | | | | | | | |
| 1989 | 45 | 57 | 73 | 64 | 71 | 48 | 60 | 56 | 61 | 239 | 188 | 107 | 86 | 37 | 26 | 19 | 8 | 17 | 1262 |
| 1988 | 42 | 42 | 74 | 77 | 71 | 49 | 53 | 61 | 73 | 237 | 127 | 134 | 49 | 48 | 23 | 13 | 4 | 10 | 1187 |
| SCHENECTADY | | | | | | | | | | | | | | | | | | | |
| 1989 | 60 | 116 | 84 | 58 | 60 | 49 | 86 | 61 | 66 | 281 | 201 | 104 | 66 | 36 | 24 | 10 | 12 | 11 | 1385 |
| 1988 | 45 | 68 | 59 | 80 | 42 | 69 | 55 | 49 | 44 | 250 | 138 | 81 | 67 | 41 | 30 | 7 | 8 | 13 | 1146 |
| SCHOHARIE | | | | | | | | | | | | | | | | | | | |
| 1989 | 3 | 6 | 18 | 26 | 11 | 10 | 11 | 2 | 8 | 39 | 24 | 27 | 12 | 11 | 4 | 4 | 3 | 5 | 224 |
| 1988 | 10 | 12 | 25 | 15 | 13 | 7 | 4 | 11 | 9 | 18 | 32 | 23 | 19 | 10 | 5 | 1 | 2 | 3 | 219 |
| SCHUYLER | | | | | | | | | | | | | | | | | | | |
| 1989 | 1 | 5 | 16 | 6 | 17 | 11 | 10 | 26 | 5 | 33 | 22 | 15 | 3 | 4 | 3 | | | | 177 |
| 1988 | 5 | 8 | 25 | 21 | 13 | 11 | 6 | 4 | 5 | 48 | 23 | 11 | 13 | 3 | 5 | 1 | | 1 | 203 |
| SENECA | | | | | | | | | | | | | | | | | | | |
| 1989 | 17 | 14 | 19 | 15 | 23 | 16 | 25 | 12 | 12 | 65 | 57 | 33 | 21 | 14 | 9 | 3 | 2 | 8 | 365 |
| 1988 | 7 | 17 | 18 | 23 | 26 | 10 | 16 | 9 | 9 | 49 | 49 | 18 | 21 | 12 | 3 | 3 | 2 | 6 | 298 |

NEW YORK STATE - UNIFORM CRIME REPORT
 ADULT FEMALE ARRESTS
 (16 AND OVER)
 BY COUNTY
 1989 - 1988

| COUNTY | 16 | 17 | 18 | 19 | 20 | 21 | 22 | 23 | 24 | 25-29 | 30-34 | 35-39 | 40-44 | 45-49 | 50-54 | 55-59 | 60-64 | 65 & OVER | TOTAL |
|--------------------|-----|-----|-----|-----|-----|-----|-----|-----|-----|-------|-------|-------|-------|-------|-------|-------|-------|-----------|-------|
| STEUBEN | | | | | | | | | | | | | | | | | | | |
| 1989 | 17 | 17 | 48 | 37 | 28 | 25 | 44 | 27 | 29 | 133 | 101 | 72 | 54 | 46 | 13 | 7 | 7 | 10 | 715 |
| 1988 | 19 | 20 | 59 | 29 | 35 | 27 | 22 | 19 | 24 | 103 | 87 | 62 | 32 | 17 | 12 | 2 | 6 | 1 | 576 |
| SUFFOLK | | | | | | | | | | | | | | | | | | | |
| 1989 | 245 | 287 | 369 | 348 | 317 | 421 | 377 | 367 | 348 | 2013 | 1292 | 784 | 478 | 252 | 154 | 85 | 60 | 69 | 8266 |
| 1988 | 210 | 354 | 370 | 379 | 348 | 356 | 361 | 397 | 405 | 1712 | 972 | 585 | 382 | 203 | 119 | 105 | 55 | 37 | 7350 |
| SULLIVAN | | | | | | | | | | | | | | | | | | | |
| 1989 | 21 | 37 | 52 | 55 | 40 | 44 | 28 | 35 | 34 | 185 | 119 | 91 | 76 | 22 | 29 | 13 | 6 | 17 | 904 |
| 1988 | 18 | 25 | 60 | 32 | 53 | 58 | 45 | 38 | 42 | 187 | 150 | 59 | 46 | 40 | 15 | 11 | 7 | 10 | 896 |
| TIOGA | | | | | | | | | | | | | | | | | | | |
| 1989 | 14 | 14 | 16 | 13 | 17 | 10 | 15 | 16 | 29 | 66 | 51 | 34 | 19 | 13 | 6 | 2 | 4 | 4 | 343 |
| 1988 | 7 | 9 | 16 | 22 | 17 | 13 | 12 | 16 | 15 | 34 | 45 | 16 | 13 | 13 | 3 | 2 | 1 | 1 | 255 |
| TOMPKINS | | | | | | | | | | | | | | | | | | | |
| 1989 | 22 | 41 | 35 | 57 | 54 | 47 | 52 | 31 | 30 | 125 | 100 | 71 | 33 | 20 | 12 | 10 | 3 | 8 | 751 |
| 1988 | 28 | 19 | 35 | 67 | 49 | 54 | 46 | 41 | 25 | 119 | 68 | 61 | 29 | 18 | 8 | 7 | 4 | 3 | 681 |
| ULSTER | | | | | | | | | | | | | | | | | | | |
| 1989 | 28 | 43 | 101 | 74 | 64 | 60 | 80 | 48 | 71 | 294 | 242 | 176 | 83 | 49 | 30 | 18 | 15 | 63 | 1539 |
| 1988 | 41 | 67 | 64 | 75 | 47 | 83 | 50 | 74 | 59 | 305 | 271 | 139 | 81 | 41 | 33 | 7 | 12 | 19 | 1468 |
| WARREN | | | | | | | | | | | | | | | | | | | |
| 1989 | 26 | 36 | 57 | 45 | 57 | 54 | 45 | 66 | 36 | 160 | 124 | 80 | 60 | 38 | 30 | 13 | 7 | 7 | 941 |
| 1988 | 13 | 38 | 29 | 32 | 38 | 46 | 43 | 42 | 41 | 133 | 71 | 51 | 30 | 38 | 16 | 9 | 8 | 13 | 691 |
| WASHINGTON | | | | | | | | | | | | | | | | | | | |
| 1989 | 6 | 15 | 25 | 18 | 32 | 29 | 30 | 21 | 42 | 116 | 64 | 49 | 28 | 22 | 3 | 5 | 4 | 4 | 513 |
| 1988 | 6 | 19 | 37 | 21 | 17 | 26 | 29 | 18 | 9 | 74 | 52 | 21 | 31 | 17 | 7 | 3 | 3 | 3 | 393 |
| WAYNE | | | | | | | | | | | | | | | | | | | |
| 1989 | 31 | 40 | 45 | 39 | 48 | 89 | 71 | 41 | 37 | 191 | 169 | 74 | 41 | 43 | 25 | 17 | 13 | 12 | 1026 |
| 1988 | 33 | 37 | 44 | 41 | 40 | 35 | 71 | 36 | 33 | 245 | 125 | 59 | 52 | 25 | 8 | 10 | 4 | 10 | 908 |
| WESTCHESTER | | | | | | | | | | | | | | | | | | | |
| 1989 | 113 | 140 | 173 | 168 | 204 | 216 | 225 | 212 | 197 | 1189 | 765 | 505 | 263 | 175 | 69 | 60 | 30 | 35 | 4739 |
| 1988 | 129 | 136 | 157 | 181 | 191 | 209 | 223 | 214 | 225 | 984 | 672 | 435 | 203 | 123 | 68 | 63 | 40 | 37 | 4290 |

NEW YORK STATE - UNIFORM CRIME REPORT
 ADULT FEMALE ARRESTS
 (16 AND OVER)
 BY COUNTY
 1989 - 1988

| COUNTY | 16 | 17 | 18 | 19 | 20 | 21 | 22 | 23 | 24 | 25-29 | 30-34 | 35-39 | 40-44 | 45-49 | 50-54 | 55-59 | 60-64 | 65 & OVER | TOTAL |
|----------------------|------|------|------|------|------|------|------|------|------|-------|-------|-------|-------|-------|-------|-------|-------|--------------|--------|
| WYOMING | | | | | | | | | | | | | | | | | | | |
| 1989 | 19 | 23 | 12 | 17 | 10 | 6 | 5 | 7 | 7 | 44 | 30 | 21 | 15 | 9 | 2 | 4 | 3 | 3 | 237 |
| 1988 | 6 | 11 | 9 | 14 | 20 | 5 | 9 | 9 | 13 | 47 | 25 | 14 | 5 | 13 | 4 | 6 | | 1 | 211 |
| YATES | | | | | | | | | | | | | | | | | | | |
| 1989 | 4 | 11 | 19 | 10 | 9 | 7 | 15 | 8 | 6 | 17 | 7 | 1 | 5 | 1 | 1 | 1 | 1 | 3 | 126 |
| 1988 | 9 | 21 | 22 | 6 | 2 | 3 | 5 | 2 | 3 | 16 | 10 | 5 | 2 | 3 | 1 | 2 | | 1 | 113 |
| GRAND TOTALS | | | | | | | | | | | | | | | | | | | |
| 1989 | 4226 | 5276 | 6604 | 7191 | 7336 | 7255 | 7479 | 7874 | 8225 | 38100 | 27060 | 16281 | 8239 | 3983 | 2008 | 1208 | 784 | 1064 | 160193 |
| 1988 | 4015 | 5616 | 6872 | 7153 | 7188 | 7477 | 7963 | 8542 | 8921 | 36917 | 24972 | 14662 | 7047 | 3696 | 1886 | 1243 | 745 | 921 | 155836 |
| NEW YORK CITY | | | | | | | | | | | | | | | | | | | |
| 1989 | 1905 | 2519 | 2813 | 3457 | 3806 | 3702 | 3969 | 4557 | 4866 | 22501 | 16235 | 9769 | 4210 | 1710 | 745 | 358 | 192 | 245 | 87559 |
| 1988 | 1829 | 2694 | 3352 | 3815 | 4068 | 4160 | 4825 | 5424 | 5740 | 23512 | 15696 | 9057 | 3713 | 1676 | 749 | 395 | 184 | 207 | 91096 |

NEW YORK STATE - 1989 - UNIFORM CRIME REPORT
 JUVENILE ARRESTS
 (UNDER 16)
 BY AGE, SEX AND CLASSIFICATION

| SEX | UNDER 10 | 10-12 | 13 | 14 | 15 | TOTAL | SEX | UNDER 10 | 10-12 | 13 | 14 | 15 | TOTAL |
|------------------------------|----------|-------|------|------|------|-------|------------------------------|----------|-------|------|------|------|-------|
| MURDER | | | | | | | PROMOTING PROSTITUTION | | | | | | |
| M | | 3 | 5 | 16 | 33 | 57 | M | | | 1 | | | 1 |
| F | | | | 1 | 2 | 3 | F | | | | | | |
| NON-NEGLIGENT MANSLAUGHTER | | | | | | | PROSTITUTION | | | | | | |
| M | | | 1 | 1 | | 2 | M | | | 1 | 1 | 1 | 3 |
| F | | | | | | | F | | | | 2 | 3 | 5 |
| NEGLIGENT MANSLAUGHTER | | | | | | | PATRONIZING PROSTITUTES | | | | | | |
| M | | | | | | | M | | | | 1 | 1 | 2 |
| F | | | | | | | F | | | | | | |
| FORCIBLE RAPE | | | | | | | STOLEN PROPERTY | | | | | | |
| M | 2 | 40 | 32 | 62 | 75 | 111 | M | 30 | 186 | 208 | 457 | 642 | 1523 |
| F | | | 1 | | 1 | 2 | F | 4 | 18 | 37 | 68 | 88 | 215 |
| ROBBERY | | | | | | | COERCION | | | | | | |
| M | 20 | 454 | 655 | 1238 | 1766 | 4133 | M | 3 | 9 | 5 | 3 | 5 | 25 |
| F | | 62 | 122 | 168 | 187 | 539 | F | | | 1 | | | 1 |
| AGGRAVATED ASSAULT | | | | | | | CRIMINAL MISCHIEF | | | | | | |
| M | 52 | 257 | 277 | 487 | 777 | 1850 | M | 636 | 1571 | 1173 | 1361 | 1468 | 6209 |
| F | 4 | 61 | 77 | 125 | 143 | 410 | F | 54 | 107 | 99 | 161 | 124 | 545 |
| BURGLARY-BREAKING / ENTERING | | | | | | | FRAUD | | | | | | |
| M | 157 | 629 | 553 | 892 | 1118 | 3349 | M | 19 | 227 | 392 | 929 | 1403 | 2970 |
| F | 22 | 60 | 48 | 61 | 67 | 258 | F | 3 | 63 | 115 | 315 | 354 | 850 |
| LARCENCY-THEFT | | | | | | | GAMBLING-BOOKMAKING | | | | | | |
| M | 485 | 1984 | 1527 | 2235 | 2510 | 8741 | M | | | | 1 | | 1 |
| F | 120 | 614 | 611 | 858 | 1057 | 3260 | F | | | | | | |
| MOTOR VEHICLE THEFT | | | | | | | GAMBLING-NUMBERS AND LOTTERY | | | | | | |
| M | 9 | 162 | 340 | 825 | 1296 | 2632 | M | | | | | | |
| F | 1 | 15 | 27 | 68 | 78 | 189 | F | | | | | | |
| ARSON | | | | | | | GAMBLING-OTHER | | | | | | |
| M | 61 | 94 | 48 | 47 | 47 | 297 | M | 1 | | 3 | 7 | 9 | 20 |
| F | 4 | 7 | 12 | 7 | 6 | 36 | F | | | | | | |
| KIDNAPPING | | | | | | | OFFENSE AGAINST PUBLIC ORDER | | | | | | |
| M | | | | 2 | 7 | 9 | M | 39 | 45 | 38 | 48 | 55 | 225 |
| F | | | 1 | | | 1 | F | 6 | 24 | 8 | 10 | 11 | 59 |

NEW YORK STATE - 1989 - UNIFORM CRIME REPORT
 JUVENILE ARRESTS
 (UNDER 16)

BY AGE, SEX AND CLASSIFICATION

| SEX | UNDER 10 | 10-12 | 13 | 14 | 15 | TOTAL | SEX | UNDER 10 | 10-12 | 13 | 14 | 15 | TOTAL |
|------------------|----------|-------|-----|-----|------|-------|------------------------------|----------|-------|-----|-----|------|-------|
| DRUGS TOTAL | | | | | | | EMBEZZLEMENT | | | | | | |
| M | 28 | 85 | 219 | 706 | 1422 | 2460 | M | 1 | 3 | 1 | 3 | 3 | 11 |
| F | 2 | 11 | 26 | 72 | 141 | 252 | F | | | | 1 | 5 | 6 |
| SALE/MANUFACTURE | | | | | | | SIMPLE ASSAULT | | | | | | |
| M | | 49 | 135 | 436 | 856 | 1476 | M | 197 | 858 | 682 | 998 | 1258 | 3993 |
| F | | 6 | 11 | 32 | 72 | 121 | F | 36 | 232 | 269 | 346 | 396 | 1279 |
| OPIUM ETC. | | | | | | | OFFENSES AGAINST FAMILY | | | | | | |
| M | | 40 | 117 | 392 | 741 | 1290 | M | 12 | 12 | 17 | 23 | 32 | 96 |
| F | | 5 | 8 | 29 | 64 | 106 | F | 9 | 4 | 18 | 17 | 21 | 69 |
| MARIJUANA | | | | | | | DWI-ALCOHOL | | | | | | |
| M | | 6 | 11 | 26 | 92 | 135 | M | 5 | | | 2 | 6 | 13 |
| F | | 1 | 2 | 2 | 6 | 11 | F | 1 | | | | 1 | 2 |
| SYNTHETIC | | | | | | | DWI-DRUGS | | | | | | |
| M | | 1 | 1 | 4 | 2 | 8 | M | | | | | | |
| F | | | | 1 | 1 | 2 | F | | | | | | |
| OTHER | | | | | | | UNAUTHORIZED USE OF VEHICLE | | | | | | |
| M | | 2 | 6 | 14 | 21 | 43 | M | 7 | 86 | 159 | 317 | 453 | 1022 |
| F | | | 1 | | 1 | 2 | F | 1 | 9 | 20 | 59 | 72 | 161 |
| DRUGS USE/POSS. | | | | | | | BURGLAR'S TOOLS | | | | | | |
| M | 28 | 36 | 84 | 270 | 566 | 984 | M | 3 | 2 | 9 | 19 | 30 | 63 |
| F | 2 | 5 | 15 | 40 | 69 | 131 | F | | | 1 | | | 1 |
| OPIUM ETC. | | | | | | | OTHER F/P OFFENSES | | | | | | |
| M | 14 | 22 | 57 | 188 | 347 | 628 | M | 101 | 433 | 388 | 669 | 958 | 2549 |
| F | 1 | 3 | 5 | 24 | 37 | 70 | F | 38 | 74 | 120 | 185 | 197 | 614 |
| MARIJUANA | | | | | | | LIQUOR LAW VIOLATION | | | | | | |
| M | 11 | 10 | 23 | 63 | 179 | 286 | M | | 11 | 12 | 35 | 100 | 158 |
| F | | 1 | 9 | 12 | 20 | 42 | F | | 2 | 9 | 27 | 41 | 79 |
| SYNTHETIC | | | | | | | DISORDERLY CONDUCT | | | | | | |
| M | | | | 2 | 7 | 9 | M | 196 | 553 | 456 | 730 | 1065 | 3000 |
| F | | | | | | | F | 45 | 149 | 132 | 194 | 228 | 748 |
| OTHER | | | | | | | PUBLIC NARCOTIC INTOXICATION | | | | | | |
| M | 3 | 4 | 4 | 17 | 33 | 61 | M | | | | 1 | 12 | 13 |
| F | 1 | 1 | 1 | 4 | 12 | 19 | F | | | | | 3 | 3 |

NEW YORK STATE - 1989 - UNIFORM CRIME REPORT
 JUVENILE ARRESTS
 (UNDER 16)
 BY AGE, SEX AND CLASSIFICATION

| SEX | UNDER 10 | 10-12 | 13 | 14 | 15 | TOTAL | SEX | UNDER 10 | 10-12 | 13 | 14 | 15 | TOTAL |
|-------------------------------------|----------|-------|-----|-----|-----|-------|---|----------|-------|-------|-------|-------|-------|
| DANGEROUS WEAPONS | | | | | | | LOITERING | | | | | | |
| M | 20 | 103 | 147 | 275 | 453 | 998 | M | 14 | 82 | 81 | 130 | 172 | 479 |
| F | 1 | 4 | 11 | 17 | 37 | 70 | F | 2 | 18 | 16 | 29 | 27 | 92 |
| BRIBERY | | | | | | | ALL OTHER OFFENSES | | | | | | |
| M | 3 | 1 | | | 2 | 6 | M | 535 | 1100 | 940 | 1461 | 1711 | 5747 |
| F | | | | | | | F | 103 | 259 | 278 | 485 | 554 | 1679 |
| SEX OFFENSES | | | | | | | RUNAWAY * | | | | | | |
| M | 81 | 183 | 188 | 191 | 210 | 853 | M | 224 | 410 | 459 | 692 | 938 | 2723 |
| F | 12 | 16 | 9 | 5 | 9 | 51 | F | 67 | 197 | 416 | 878 | 1091 | 2649 |
| EXTORTION | | | | | | | * RUNAWAYS NOT INCLUDED IN TOTAL | | | | | | |
| M | | 1 | 1 | 4 | 5 | 11 | | | | | | | |
| F | | | 1 | | | 1 | | | | | | | |
| FORGERY & COUNTERFEITING | | | | | | | ----- TOTALS ----- | | | | | | |
| M | | 2 | 6 | 8 | 31 | 47 | M | 2717 | 9176 | 8565 | 14185 | 19136 | 53779 |
| F | | 1 | 1 | 3 | 10 | 15 | F | 468 | 1810 | 2070 | 3284 | 3863 | 11495 |
| | | | | | | | T | 3185 | 10986 | 10635 | 17469 | 22999 | 65274 |

NEW YORK STATE - UNIFORM CRIME REPORT
 JUVENILE ARRESTS
 BY COUNTY
 1989 - 1988

| COUNTY | YEAR | UNDER 10 | | 10 THRU 12 | | 13 | | 14 | | 15 | | TOTAL JUVENILE | |
|-------------|------|----------|--------|------------|--------|------|--------|------|--------|------|--------|----------------|--------|
| | | MALE | FEMALE | MALE | FEMALE | MALE | FEMALE | MALE | FEMALE | MALE | FEMALE | MALE | FEMALE |
| ALBANY | 1989 | 87 | 12 | 234 | 39 | 115 | 41 | 156 | 57 | 209 | 76 | 801 | 225 |
| | 1988 | 71 | 15 | 141 | 34 | 135 | 43 | 179 | 69 | 223 | 59 | 749 | 220 |
| ALLEGANY | 1989 | 8 | 4 | 34 | 2 | 24 | 3 | 39 | 7 | 45 | 5 | 150 | 21 |
| | 1988 | 15 | | 30 | 3 | 13 | 2 | 25 | 7 | 32 | 7 | 115 | 19 |
| BRONX | 1989 | 141 | 24 | 719 | 127 | 800 | 147 | 1462 | 224 | 2090 | 243 | 5212 | 765 |
| | 1988 | 133 | 13 | 638 | 95 | 745 | 148 | 1456 | 223 | 2275 | 336 | 5247 | 815 |
| BROOME | 1989 | 155 | 25 | 233 | 46 | 152 | 57 | 227 | 86 | 233 | 79 | 1000 | 293 |
| | 1988 | 154 | 35 | 238 | 55 | 163 | 42 | 187 | 50 | 295 | 62 | 1037 | 244 |
| CATTARAUGUS | 1989 | 19 | | 57 | 11 | 33 | 12 | 40 | 15 | 38 | 29 | 187 | 67 |
| | 1988 | 14 | 2 | 38 | 21 | 29 | 20 | 35 | 19 | 59 | 15 | 175 | 77 |
| CAYUGA | 1989 | 44 | 6 | 90 | 33 | 58 | 9 | 69 | 23 | 91 | 17 | 352 | 88 |
| | 1988 | 42 | 7 | 133 | 22 | 47 | 33 | 93 | 22 | 89 | 31 | 404 | 115 |
| CHAUTAUQUA | 1989 | 102 | 13 | 154 | 58 | 122 | 37 | 183 | 44 | 163 | 45 | 724 | 197 |
| | 1988 | 107 | 10 | 185 | 39 | 115 | 40 | 161 | 71 | 198 | 52 | 766 | 212 |
| CHEMUNG | 1989 | 26 | 1 | 56 | 9 | 42 | 13 | 68 | 33 | 84 | 22 | 276 | 78 |
| | 1988 | 11 | 2 | 60 | 8 | 61 | 18 | 57 | 32 | 96 | 48 | 285 | 108 |
| CHENANGO | 1989 | 15 | | 28 | 4 | 26 | 2 | 38 | 6 | 28 | 9 | 135 | 21 |
| | 1988 | 20 | 2 | 37 | 3 | 23 | 1 | 31 | 5 | 42 | 4 | 153 | 15 |
| CLINTON | 1989 | 11 | 1 | 65 | 11 | 46 | 8 | 66 | 21 | 51 | 18 | 239 | 59 |
| | 1988 | 13 | 1 | 46 | 11 | 48 | 13 | 56 | 28 | 86 | 22 | 249 | 75 |
| COLUMBIA | 1989 | 5 | | 32 | 1 | 23 | 1 | 29 | 5 | 44 | 3 | 133 | 10 |
| | 1988 | 5 | | 16 | 3 | 18 | 1 | 33 | 3 | 35 | 8 | 107 | 15 |
| CORTLAND | 1989 | 14 | 2 | 28 | 4 | 35 | 7 | 29 | 4 | 27 | 3 | 133 | 20 |
| | 1988 | 15 | 1 | 23 | 2 | 24 | 9 | 25 | 10 | 31 | 19 | 118 | 41 |
| DELAWARE | 1989 | 23 | | 26 | 6 | 13 | 1 | 28 | 5 | 43 | 3 | 133 | 15 |
| | 1988 | 12 | 1 | 16 | 6 | 10 | 4 | 35 | 7 | 38 | 7 | 111 | 25 |
| DUTCHESS | 1989 | 106 | 27 | 260 | 89 | 181 | 73 | 211 | 86 | 307 | 106 | 1065 | 381 |
| | 1988 | 113 | 17 | 255 | 67 | 168 | 71 | 246 | 60 | 250 | 91 | 1032 | 306 |

NEW YORK STATE - UNIFORM CRIME REPORT
 JUVENILE ARRESTS
 BY COUNTY
 1989 - 1988

| COUNTY | YEAR | UNDER 10 | | 10 THRU 12 | | 13 | | 14 | | 15 | | TOTAL JUVENILE | |
|------------|------|----------|--------|------------|--------|------|--------|------|--------|------|--------|----------------|--------|
| | | MALE | FEMALE | MALE | FEMALE | MALE | FEMALE | MALE | FEMALE | MALE | FEMALE | MALE | FEMALE |
| ERIE | 1989 | 56 | 2 | 203 | 41 | 195 | 63 | 353 | 71 | 472 | 103 | 1279 | 280 |
| | 1988 | 31 | 5 | 192 | 53 | 159 | 53 | 305 | 78 | 382 | 119 | 1069 | 308 |
| ESSEX | 1989 | 1 | | 18 | 1 | 10 | 1 | 13 | 1 | 17 | 1 | 59 | 4 |
| | 1988 | 1 | | 7 | | 4 | | 10 | 1 | 21 | 8 | 43 | 9 |
| FRANKLIN | 1989 | 6 | 1 | 28 | 1 | 17 | 3 | 22 | 1 | 29 | 5 | 102 | 11 |
| | 1988 | 12 | | 11 | 3 | 16 | 1 | 11 | 5 | 18 | 7 | 68 | 16 |
| FULTON | 1989 | 32 | 3 | 131 | 16 | 58 | 18 | 44 | 22 | 80 | 21 | 345 | 80 |
| | 1988 | 65 | 9 | 104 | 10 | 70 | 18 | 87 | 12 | 121 | 16 | 447 | 65 |
| GENESEE | 1989 | 52 | 7 | 120 | 9 | 41 | 7 | 53 | 17 | 77 | 19 | 343 | 59 |
| | 1988 | 75 | 9 | 124 | 19 | 57 | 14 | 79 | 17 | 93 | 27 | 428 | 86 |
| GREENE | 1989 | 7 | 2 | 19 | 3 | 16 | 2 | 17 | 5 | 38 | 6 | 97 | 18 |
| | 1988 | 6 | 3 | 16 | 1 | 12 | 3 | 28 | 5 | 21 | 10 | 83 | 22 |
| HAMILTON | 1989 | 2 | | 6 | 1 | 1 | | 7 | | 7 | | 23 | 1 |
| | 1988 | | | | | | | 1 | 1 | 1 | | 2 | 1 |
| HERKIMER | 1989 | 4 | | 31 | | 23 | 2 | 42 | 14 | 34 | 13 | 134 | 29 |
| | 1988 | 8 | 1 | 27 | 3 | 24 | 3 | 37 | 10 | 60 | 8 | 156 | 25 |
| JEFFERSON | 1989 | 7 | 1 | 43 | 12 | 38 | 10 | 40 | 23 | 66 | 22 | 194 | 68 |
| | 1988 | 15 | 4 | 51 | 10 | 36 | 7 | 40 | 15 | 73 | 20 | 215 | 56 |
| KINGS | 1989 | 160 | 25 | 1344 | 252 | 1700 | 387 | 3143 | 683 | 4206 | 796 | 10553 | 2143 |
| | 1988 | 267 | 36 | 1874 | 328 | 2207 | 571 | 3841 | 907 | 5649 | 1083 | 13838 | 2925 |
| LEWIS | 1989 | | | 2 | 1 | 1 | | 4 | | 10 | | 17 | 1 |
| | 1988 | 3 | | 1 | | | | 1 | | | | 5 | |
| LIVINGSTON | 1989 | 11 | | 29 | 6 | 22 | 6 | 42 | 8 | 67 | 6 | 171 | 26 |
| | 1988 | 17 | 4 | 14 | 2 | 17 | 5 | 36 | 4 | 77 | 13 | 161 | 28 |
| MADISON | 1989 | 7 | 2 | 20 | 5 | 20 | 6 | 24 | 6 | 43 | 7 | 114 | 26 |
| | 1988 | 10 | 2 | 27 | 14 | 21 | 8 | 16 | 7 | 25 | 10 | 99 | 41 |
| MONROE | 1989 | 170 | 34 | 710 | 139 | 541 | 135 | 754 | 156 | 865 | 221 | 3040 | 685 |
| | 1988 | 209 | 30 | 609 | 139 | 438 | 143 | 638 | 190 | 707 | 170 | 2601 | 672 |

NEW YORK STATE - UNIFORM CRIME REPORT
 JUVENILE ARRESTS
 BY COUNTY
 1989 - 1988

| COUNTY | YEAR | UNDER 10 | | 10 THRU 12 | | 13 | | 14 | | 15 | | TOTAL JUVENILE | |
|------------|------|----------|--------|------------|--------|------|--------|------|--------|------|--------|----------------|--------|
| | | MALE | FEMALE | MALE | FEMALE | MALE | FEMALE | MALE | FEMALE | MALE | FEMALE | MALE | FEMALE |
| MONTGOMERY | 1989 | 30 | 4 | 74 | 17 | 47 | 9 | 44 | 10 | 61 | 9 | 256 | 49 |
| | 1988 | 16 | 1 | 68 | 7 | 40 | 5 | 27 | 6 | 43 | 13 | 194 | 32 |
| NASSAU | 1989 | 15 | 3 | 105 | 23 | 135 | 37 | 207 | 49 | 348 | 70 | 810 | 182 |
| | 1988 | 20 | 1 | 129 | 13 | 132 | 23 | 285 | 45 | 393 | 61 | 959 | 143 |
| NEW YORK | 1989 | 154 | 13 | 616 | 108 | 685 | 140 | 1294 | 243 | 2056 | 382 | 4805 | 886 |
| | 1988 | 145 | 14 | 666 | 115 | 852 | 167 | 1517 | 283 | 2449 | 357 | 5629 | 936 |
| NIAGARA | 1989 | 168 | 38 | 220 | 54 | 183 | 61 | 304 | 84 | 405 | 121 | 1280 | 358 |
| | 1988 | 139 | 48 | 185 | 65 | 230 | 79 | 281 | 97 | 404 | 107 | 1239 | 396 |
| ONEIDA | 1989 | 34 | 7 | 81 | 25 | 105 | 37 | 135 | 75 | 153 | 41 | 508 | 185 |
| | 1988 | 31 | 4 | 113 | 14 | 141 | 32 | 166 | 75 | 211 | 64 | 662 | 189 |
| ONONDAGA | 1989 | 47 | 6 | 241 | 67 | 195 | 88 | 350 | 95 | 361 | 114 | 1194 | 370 |
| | 1988 | 87 | 7 | 242 | 44 | 163 | 68 | 283 | 86 | 360 | 98 | 1135 | 303 |
| ONTARIO | 1989 | 106 | 25 | 107 | 42 | 86 | 26 | 118 | 57 | 139 | 50 | 556 | 200 |
| | 1988 | 98 | 23 | 141 | 38 | 74 | 27 | 111 | 54 | 104 | 40 | 528 | 182 |
| ORANGE | 1989 | 109 | 13 | 255 | 59 | 190 | 40 | 320 | 74 | 403 | 67 | 1277 | 253 |
| | 1988 | 113 | 10 | 237 | 30 | 172 | 35 | 217 | 66 | 276 | 60 | 1015 | 201 |
| ORLEANS | 1989 | 6 | 5 | 40 | 3 | 16 | 1 | 33 | 2 | 45 | 1 | 140 | 12 |
| | 1988 | 14 | 2 | 13 | 3 | 15 | | 10 | | 17 | 6 | 69 | 11 |
| OSWEGO | 1989 | 4 | 1 | 26 | 8 | 39 | 15 | 61 | 13 | 84 | 11 | 214 | 48 |
| | 1988 | 12 | 1 | 27 | 4 | 27 | 6 | 61 | 16 | 76 | 13 | 203 | 40 |
| OTSEGO | 1989 | 12 | 2 | 36 | 10 | 32 | 6 | 35 | 1 | 40 | 6 | 155 | 25 |
| | 1988 | 11 | 2 | 32 | 7 | 14 | 7 | 27 | 4 | 42 | 17 | 126 | 37 |
| PUTNAM | 1989 | 3 | | 21 | | 15 | | 31 | 17 | 58 | 15 | 128 | 32 |
| | 1988 | 7 | 1 | 23 | 2 | 24 | 2 | 43 | 5 | 47 | 6 | 144 | 16 |
| QUEENS | 1989 | 141 | 15 | 683 | 96 | 810 | 165 | 1446 | 302 | 2130 | 338 | 5210 | 916 |
| | 1988 | 150 | 11 | 752 | 84 | 940 | 152 | 1651 | 322 | 2533 | 367 | 6026 | 936 |
| RENSSELAER | 1989 | 20 | 6 | 65 | 18 | 41 | 11 | 86 | 14 | 129 | 11 | 341 | 60 |
| | 1988 | 22 | 6 | 64 | 10 | 67 | 7 | 93 | 14 | 151 | 10 | 397 | 47 |

NEW YORK STATE - UNIFORM CRIME REPORT
 JUVENILE ARRESTS
 BY COUNTY
 1989 - 1988

| COUNTY | YEAR | UNDER 10 | | 10 THRU 12 | | 13 | | 14 | | 15 | | TOTAL JUVENILE | |
|-------------|------|----------|--------|------------|--------|------|--------|------|--------|------|--------|----------------|--------|
| | | MALE | FEMALE | MALE | FEMALE | MALE | FEMALE | MALE | FEMALE | MALE | FEMALE | MALE | FEMALE |
| RICHMOND | 1989 | 29 | 8 | 252 | 39 | 194 | 63 | 256 | 86 | 420 | 103 | 1151 | 299 |
| | 1988 | 61 | 3 | 204 | 36 | 190 | 51 | 312 | 67 | 371 | 80 | 1138 | 237 |
| ROCKLAND | 1989 | 41 | 6 | 125 | 20 | 83 | 10 | 145 | 30 | 211 | 56 | 605 | 122 |
| | 1988 | 39 | 7 | 151 | 26 | 109 | 33 | 177 | 41 | 183 | 60 | 659 | 167 |
| ST LAWRENCE | 1989 | 49 | 40 | 107 | 20 | 86 | 16 | 73 | 21 | 70 | 17 | 385 | 114 |
| | 1988 | 44 | 3 | 94 | 10 | 49 | 9 | 64 | 9 | 70 | 12 | 321 | 43 |
| SARATOGA | 1989 | 42 | 3 | 78 | 16 | 76 | 15 | 128 | 25 | 128 | 29 | 452 | 88 |
| | 1988 | 36 | 7 | 85 | 25 | 82 | 12 | 101 | 22 | 128 | 34 | 432 | 100 |
| SCHENECTADY | 1989 | 75 | 8 | 256 | 61 | 209 | 33 | 279 | 49 | 235 | 48 | 1054 | 199 |
| | 1988 | 136 | 12 | 312 | 52 | 198 | 41 | 205 | 53 | 189 | 71 | 1040 | 229 |
| SCHOHARIE | 1989 | 7 | 1 | 3 | | 8 | 3 | 11 | 3 | 7 | 1 | 36 | 8 |
| | 1988 | 2 | | 9 | 3 | 7 | 2 | 11 | 4 | 18 | 7 | 47 | 16 |
| SCHUYLER | 1989 | 1 | 1 | 13 | 4 | 9 | | 11 | | 25 | 1 | 59 | 6 |
| | 1988 | 4 | | 9 | 1 | 5 | | 6 | | 11 | 1 | 35 | 2 |
| SENECA | 1989 | 23 | 15 | 46 | 9 | 35 | 11 | 47 | 12 | 55 | 11 | 206 | 58 |
| | 1988 | 20 | 3 | 53 | 12 | 46 | 7 | 81 | 4 | 62 | 10 | 262 | 36 |
| STEUBEN | 1989 | 12 | 3 | 53 | 11 | 30 | 9 | 59 | 7 | 58 | 15 | 212 | 45 |
| | 1988 | 14 | 1 | 44 | 6 | 38 | 5 | 61 | 11 | 63 | 18 | 220 | 41 |
| SUFFOLK | 1989 | 33 | 14 | 282 | 49 | 312 | 69 | 513 | 141 | 872 | 204 | 2012 | 477 |
| | 1988 | 35 | 5 | 285 | 36 | 337 | 83 | 560 | 148 | 797 | 189 | 2014 | 461 |
| SULLIVAN | 1989 | 14 | 10 | 51 | 7 | 27 | 7 | 24 | 8 | 38 | 5 | 154 | 37 |
| | 1988 | 17 | 2 | 40 | 6 | 21 | 1 | 28 | 5 | 32 | 7 | 138 | 21 |
| TIOGA | 1989 | 41 | 2 | 35 | 6 | 13 | 4 | 28 | 6 | 36 | 7 | 153 | 25 |
| | 1988 | 13 | 2 | 16 | 5 | 27 | 3 | 20 | 3 | 34 | 4 | 110 | 17 |
| TOMPKINS | 1989 | 14 | 4 | 34 | 6 | 36 | 11 | 72 | 16 | 70 | 19 | 226 | 56 |
| | 1988 | 28 | 3 | 58 | 14 | 44 | 28 | 65 | 34 | 80 | 32 | 275 | 111 |
| ULSTER | 1989 | 26 | 1 | 73 | 18 | 71 | 18 | 90 | 29 | 133 | 26 | 393 | 92 |
| | 1988 | 51 | 4 | 84 | 6 | 67 | 15 | 85 | 19 | 147 | 30 | 434 | 74 |

NEW YORK STATE - UNIFORM CRIME REPORT
 JUVENILE ARRESTS
 BY COUNTY
 1989 - 1988

| COUNTY | YEAR | UNDER 10 | | 10 THRU 12 | | 13 | | 14 | | 15 | | TOTAL JUVENILE | |
|---------------|------|----------|--------|------------|--------|------|--------|-------|--------|-------|--------|----------------|--------|
| | | MALE | FEMALE | MALE | FEMALE | MALE | FEMALE | MALE | FEMALE | MALE | FEMALE | MALE | FEMALE |
| WARREN | 1989 | 5 | | 8 | | 9 | 4 | 34 | 2 | 27 | 6 | 83 | 12 |
| | 1988 | 3 | | 9 | 5 | 15 | 2 | 28 | 6 | 31 | 5 | 86 | 18 |
| WASHINGTON | 1989 | 27 | 5 | 71 | 7 | 37 | 12 | 79 | 18 | 63 | 15 | 277 | 57 |
| | 1988 | 36 | 8 | 75 | 3 | 27 | 13 | 50 | 14 | 37 | 13 | 225 | 51 |
| WAYNE | 1989 | 63 | 8 | 107 | 18 | 57 | 32 | 84 | 39 | 86 | 31 | 397 | 128 |
| | 1988 | 59 | 2 | 77 | 14 | 65 | 17 | 69 | 29 | 87 | 23 | 357 | 85 |
| WESTCHESTER | 1989 | 73 | 8 | 230 | 48 | 305 | 61 | 534 | 113 | 678 | 153 | 1820 | 383 |
| | 1988 | 64 | 8 | 264 | 34 | 311 | 77 | 546 | 96 | 645 | 148 | 1830 | 363 |
| WYOMING | 1989 | | 1 | 6 | 2 | 4 | 1 | 26 | 2 | 20 | 2 | 56 | 8 |
| | 1988 | 5 | | 5 | 2 | 7 | 1 | 8 | 5 | 14 | 5 | 39 | 13 |
| YATES | 1989 | 22 | | 56 | 12 | 32 | 4 | 25 | 18 | 28 | | 163 | 34 |
| | 1988 | 10 | 4 | 26 | 11 | 35 | 5 | 37 | 12 | 45 | 12 | 153 | 44 |
| GRAND TOTALS | 1989 | 2717 | 468 | 9176 | 1810 | 8565 | 2070 | 14185 | 3284 | 19136 | 3863 | 53779 | 11495 |
| | 1988 | 2986 | 414 | 9505 | 1694 | 9231 | 2286 | 15035 | 3513 | 21147 | 4232 | 57904 | 12139 |
| NEW YORK CITY | 1989 | 625 | 85 | 3614 | 622 | 4189 | 902 | 7601 | 1538 | 10902 | 1862 | 26931 | 5009 |
| | 1988 | 756 | 77 | 4134 | 658 | 4934 | 1089 | 8777 | 1802 | 13277 | 2223 | 31878 | 5849 |

NEW YORK STATE - 1989 - UNIFORM CRIME REPORT

COMBINED ADULT AND JUVENILE ARRESTS

| | ===== BY RACE ===== | | | | TOTAL | GRAND TOTAL | === BY ETHNIC ORIGIN === | | |
|------------------------------|---------------------|-------|--------|-------|--------|----------------|--------------------------|----------|----------|
| | WHITE | BLACK | INDIAN | ASIAN | | | TOTAL | HISPANIC | NON-HISP |
| MURDER | 578 | 930 | 2 | 14 | 1524 | 1524 | 1524 | 313 | 1211 |
| NON-NEGLIGENT MANSLAUGHTER | 73 | 61 | | | 134 | 134 | 134 | 26 | 108 |
| NEGLIGENT MANSLAUGHTER | 74 | 11 | | 1 | 86 | 86 | 86 | 13 | 73 |
| FORCIBLE RAPE | 1030 | 1311 | 6 | 17 | 2364 | 2364 | 2364 | 382 | 1982 |
| ROBBERY | 9984 | 22376 | 29 | 304 | 32693 | 32693 | 32693 | 5911 | 26782 |
| AGGRAVATED ASSAULT | 17159 | 18312 | 113 | 297 | 35881 | 35881 | 35881 | 6423 | 29458 |
| BURGLARY-BREAKING / ENTERING | 15553 | 10507 | 69 | 78 | 26207 | 26207 | 26207 | 3987 | 22220 |
| LARCENCY-THEFT | 53421 | 38571 | 224 | 651 | 92867 | 92867 | 92867 | 9648 | 83219 |
| MOTOR VEHICLE THEFT | 10390 | 9568 | 52 | 93 | 20103 | 20103 | 20103 | 5348 | 14755 |
| ARSON | 747 | 279 | 1 | 7 | 1034 | 1034 | 1034 | 116 | 918 |
| KIDNAPPING | 117 | 78 | 1 | 2 | 198 | 198 | 198 | 60 | 138 |
| | | | | | | | | | |
| DRUGS TOTAL | 72918 | 71749 | 107 | 313 | 145087 | 145087 | 145087 | 32968 | 112119 |
| | | | | | | | | | |
| SALE/MANUFACTURE | 26606 | 29399 | 24 | 68 | 56097 | 56097 | 56097 | 18250 | 37847 |
| | | | | | | | | | |
| OPIUM ETC. | 22841 | 24178 | 11 | 61 | 47091 | 47091 | 47091 | 16360 | 30731 |
| MARIJUANA | 2320 | 4140 | 10 | 6 | 6476 | 6476 | 6476 | 979 | 5497 |
| SYNTHETIC | 225 | 102 | 1 | | 328 | 328 | 328 | 105 | 223 |
| OTHER | 1220 | 979 | 2 | 1 | 2202 | 2202 | 2202 | 806 | 1396 |
| | | | | | | | | | |
| DRUGS USE/POSS. | 46312 | 42350 | 83 | 245 | 88990 | 88990 | 88990 | 14718 | 74272 |
| | | | | | | | | | |
| OPIUM ETC. | 25797 | 32648 | 34 | 155 | 58634 | 58634 | 58634 | 11115 | 47519 |
| MARIJUANA | 18053 | 7934 | 42 | 71 | 26100 | 26100 | 26100 | 2773 | 23327 |
| SYNTHETIC | 511 | 157 | 1 | 2 | 671 | 671 | 671 | 87 | 584 |
| OTHER | 1951 | 1611 | 6 | 17 | 3585 | 3585 | 3585 | 743 | 2842 |
| | | | | | | | | | |
| DANGEROUS WEAPONS | 7093 | 6486 | 47 | 205 | 13831 | 13831 | 13831 | 2715 | 11116 |
| BRIBERY | 424 | 250 | 2 | 31 | 707 | 707 | 707 | 129 | 578 |
| SEX OFFENSES | 4638 | 1579 | 32 | 32 | 6281 | 6281 | 6281 | 676 | 5605 |
| EXTORTION | 87 | 70 | | 22 | 179 | 179 | 179 | 32 | 147 |
| FORGERY & COUNTERFEITING | 4483 | 2054 | 8 | 33 | 6578 | 6578 | 6578 | 609 | 5969 |
| PROMOTING PROSTITUTION | 202 | 76 | | 16 | 294 | 294 | 294 | 144 | 150 |
| PROSTITUTION | 7625 | 5536 | 15 | 100 | 13276 | 13276 | 13276 | 2485 | 10791 |
| PATRONIZING PROSTITUTES | 515 | 175 | 2 | | 692 | 692 | 692 | 78 | 614 |
| STOLEN PROPERTY | 10452 | 8150 | 65 | 77 | 18744 | 18744 | 18744 | 2912 | 15832 |
| COERCION | 176 | 118 | | 2 | 296 | 296 | 296 | 47 | 249 |
| CRIMINAL MISCHIEF | 20042 | 7513 | 115 | 134 | 27804 | 27804 | 27804 | 2916 | 24888 |
| FRAUD | 17651 | 8342 | 48 | 177 | 26218 | 26218 | 26218 | 2385 | 23833 |

NEW YORK STATE - 1989 - UNIFORM CRIME REPORT

COMBINED ADULT AND JUVENILE ARRESTS

| | ===== BY RACE ===== | | | | | GRAND TOTAL | === BY ETHNIC ORIGIN === | | |
|------------------------------|---------------------|---------------|-------------|-------------|----------------|----------------|--------------------------|---------------|---------------|
| | WHITE | BLACK | INDIAN | ASIAN | TOTAL | | TOTAL | HISPANIC | NON-HISP |
| GAMBLING-BOOKMAKING | 964 | 237 | | 5 | 1206 | 1206 | 1206 | 517 | 689 |
| GAMBLING-NUMBERS AND LOTTERY | 494 | 190 | | 1 | 685 | 685 | 685 | 348 | 337 |
| GAMBLING-OTHER | 1492 | 618 | 8 | 62 | 2180 | 2180 | 2180 | 789 | 1391 |
| OFFENSE AGAINST PUBLIC ORDER | 2755 | 1291 | 24 | 12 | 4082 | 4082 | 4082 | 367 | 3715 |
| EMBEZZLEMENT | 325 | 151 | 2 | 3 | 481 | 481 | 481 | 51 | 430 |
| SIMPLE ASSAULT | 30401 | 21845 | 193 | 286 | 52725 | 52725 | 52725 | 5842 | 46883 |
| OFFENSES AGAINST FAMILY | 2762 | 532 | 10 | 12 | 3316 | 3316 | 3316 | 99 | 3217 |
| DWI-ALCOHOL | 46424 | 4071 | 181 | 259 | 50935 | 68264 | 50935 | 4714 | 46221 |
| DWI-DRUGS | 423 | 62 | | 3 | 488 | 962 | 488 | 28 | 460 |
| UNAUTHORIZED USE OF VEHICLE | 2797 | 1302 | 7 | 23 | 4129 | 4129 | 4129 | 353 | 3776 |
| BURGLAR'S TOOLS | 683 | 841 | 6 | 8 | 1538 | 1538 | 1538 | 223 | 1315 |
| OTHER F/P OFFENSES | 37346 | 14474 | 130 | 417 | 52367 | 52367 | 52367 | 4463 | 47904 |
| LIQUOR LAW VIOLATION | 6720 | 5707 | 17 | 110 | 12554 | 12554 | 12554 | 2334 | 10220 |
| DISORDERLY CONDUCT | 44235 | 27712 | 169 | 343 | 72459 | 72459 | 72459 | 10823 | 61636 |
| PUBLIC NARCOTIC INTOXICATION | 109 | 44 | 1 | | 154 | 154 | 154 | 3 | 151 |
| LOITERING | 3440 | 4508 | 7 | 64 | 8019 | 8019 | 8019 | 1214 | 6805 |
| ALL OTHER OFFENSES | 168971 | 175187 | 1697 | 2567 | 348422 | 348422 | 348422 | 78780 | 269642 |
| TOTAL | 605773 | 472874 | 3390 | 6781 | 1088818 | 1106621 | 1088818 | 191271 | 897547 |

STATE OF NEW YORK - DIVISION OF CRIMINAL JUSTICE SERVICES
OJSA - BUREAU OF CRIMINAL JUSTICE STATISTICAL SERVICES

ADULT FELONY AND MISDEMEANOR ARRESTS REPORTED TO DCJS: 1985 - 1989

CLASS AND CATEGORY OF TOP ARREST CHARGE

| | GRAND TOTAL | FELONY ARRESTS | | | | | | TOTAL FELONY | MISDEMEANOR ARRESTS | | | |
|------------------------|----------------|----------------|-------|-------|-------|-------|------|-----------------|---------------------|-------|-------|----------------|
| | | A | B | C | D | E | UNK. | | A | B | U | TOTAL MISD. |
| NEW YORK STATE | | | | | | | | | | | | |
| 1989 | 525364 | 6133 | 63140 | 29246 | 79029 | 35545 | 0 | 213093 | 217770 | 41614 | 52887 | 312271 |
| 1988 | 508464 | 5874 | 56897 | 27585 | 72389 | 34719 | 1 | 197465 | 214410 | 43573 | 53016 | 310999 |
| 1987 | 481763 | 5091 | 48348 | 26706 | 65845 | 32914 | 0 | 178904 | 206501 | 44587 | 51771 | 302859 |
| 1986 | 456526 | 4801 | 38982 | 26145 | 64340 | 38023 | 0 | 172291 | 187135 | 45684 | 51416 | 284235 |
| 1985 | 421719 | 3901 | 28417 | 23520 | 59638 | 35827 | 1 | 151304 | 166364 | 48213 | 55838 | 270415 |
| NEW YORK CITY | | | | | | | | | | | | |
| 1989 | 281562 | 4587 | 51467 | 20757 | 55542 | 19240 | 0 | 151593 | 107033 | 17275 | 5661 | 129969 |
| 1988 | 281932 | 4348 | 47945 | 19515 | 51455 | 19658 | 0 | 142921 | 111749 | 21412 | 5850 | 139011 |
| 1987 | 273226 | 3719 | 41546 | 18686 | 46436 | 19334 | 0 | 129721 | 113248 | 24483 | 5774 | 143505 |
| 1986 | 259839 | 3756 | 33689 | 18754 | 44360 | 22564 | 0 | 123123 | 104653 | 26215 | 5848 | 136716 |
| 1985 | 232873 | 2970 | 24172 | 16573 | 40253 | 21628 | 1 | 105597 | 91504 | 29304 | 6468 | 127276 |
| SUBURBAN NEW YORK CITY | | | | | | | | | | | | |
| 1989 | 70618 | 448 | 5338 | 2768 | 8186 | 4665 | 0 | 21405 | 29798 | 5371 | 14044 | 49213 |
| 1988 | 68802 | 524 | 4023 | 2620 | 7262 | 4440 | 0 | 18869 | 29493 | 5389 | 15051 | 49933 |
| 1987 | 61926 | 608 | 3042 | 2556 | 6208 | 3750 | 0 | 16164 | 26032 | 4606 | 15124 | 45762 |
| 1986 | 57472 | 450 | 2108 | 2309 | 6497 | 4668 | 0 | 16032 | 21756 | 4593 | 15091 | 41440 |
| 1985 | 58110 | 422 | 1680 | 2277 | 6499 | 4516 | 0 | 15394 | 20626 | 4424 | 17666 | 42716 |
| UPSTATE COUNTIES | | | | | | | | | | | | |
| 1989 | 172902 | 1072 | 6279 | 5686 | 15213 | 11593 | 0 | 39843 | 80914 | 18964 | 33181 | 133059 |
| 1988 | 157516 | 987 | 4876 | 5421 | 13610 | 10582 | 1 | 35477 | 73161 | 16766 | 32112 | 122039 |
| 1987 | 146341 | 747 | 3717 | 5430 | 13111 | 9769 | 0 | 32774 | 67204 | 15495 | 30868 | 113567 |
| 1986 | 139027 | 579 | 3156 | 5063 | 13408 | 10755 | 0 | 32961 | 60718 | 14873 | 30475 | 106066 |
| 1985 | 130563 | 499 | 2531 | 4651 | 12823 | 9647 | 0 | 30151 | 54229 | 14482 | 31701 | 100412 |
| UNSPECIFIED COUNTIES | | | | | | | | | | | | |
| 1989 | 282 | 26 | 56 | 35 | 88 | 47 | 0 | 252 | 25 | 4 | 1 | 30 |
| 1988 | 214 | 15 | 53 | 29 | 62 | 39 | 0 | 198 | 7 | 6 | 3 | 16 |
| 1987 | 270 | 17 | 43 | 34 | 90 | 61 | 0 | 245 | 17 | 3 | 5 | 25 |
| 1986 | 188 | 16 | 29 | 19 | 75 | 36 | 0 | 175 | 8 | 3 | 2 | 13 |
| 1985 | 173 | 10 | 34 | 19 | 63 | 36 | 0 | 162 | 5 | 3 | 3 | 11 |

STATE OF NEW YORK - DIVISION OF CRIMINAL JUSTICE SERVICES
 OJSA - BUREAU OF CRIMINAL JUSTICE STATISTICAL SERVICES

ADULT FELONY AND MISDEMEANOR ARRESTS REPORTED TO DCJS: 1985 - 1989

CLASS AND CATEGORY OF TOP ARREST CHARGE

| | GRAND TOTAL | FELONY ARRESTS | | | | | | TOTAL FELONY | MISDEMEANOR ARRESTS | | | |
|--------------------|----------------|----------------|-------|------|-------|------|------|-----------------|---------------------|------|------|----------------|
| | | A | B | C | D | E | UNK. | | A | B | U | TOTAL MISD. |
| ALBANY COUNTY | | | | | | | | | | | | |
| 1989 | 8756 | 132 | 505 | 298 | 886 | 550 | 0 | 2371 | 3809 | 779 | 1797 | 6385 |
| 1988 | 7742 | 78 | 351 | 298 | 769 | 472 | 0 | 1968 | 3451 | 693 | 1630 | 5774 |
| 1987 | 6946 | 66 | 250 | 329 | 760 | 430 | 0 | 1835 | 2875 | 595 | 1641 | 5111 |
| 1986 | 6655 | 41 | 192 | 327 | 874 | 590 | 0 | 2024 | 2614 | 543 | 1474 | 4631 |
| 1985 | 6244 | 41 | 160 | 257 | 740 | 520 | 0 | 1718 | 2329 | 473 | 1724 | 4526 |
| ALLEGANY COUNTY | | | | | | | | | | | | |
| 1989 | 899 | 4 | 30 | 20 | 85 | 61 | 0 | 200 | 322 | 143 | 234 | 699 |
| 1988 | 795 | 1 | 7 | 19 | 77 | 63 | 0 | 167 | 319 | 108 | 201 | 628 |
| 1987 | 664 | 1 | 9 | 19 | 39 | 54 | 0 | 122 | 280 | 95 | 167 | 542 |
| 1986 | 636 | 0 | 7 | 21 | 96 | 45 | 0 | 169 | 211 | 86 | 170 | 467 |
| 1985 | 564 | 3 | 1 | 9 | 71 | 33 | 0 | 117 | 231 | 73 | 143 | 447 |
| BRONX COUNTY | | | | | | | | | | | | |
| 1989 | 50305 | 799 | 11594 | 4004 | 11607 | 3335 | 0 | 31339 | 15531 | 2251 | 1184 | 18966 |
| 1988 | 49136 | 979 | 11450 | 3670 | 10304 | 3344 | 0 | 29747 | 15525 | 2783 | 1081 | 19389 |
| 1987 | 47164 | 863 | 10703 | 3407 | 8994 | 3472 | 0 | 27439 | 15302 | 3122 | 1301 | 19725 |
| 1986 | 43111 | 796 | 7133 | 3439 | 8837 | 4460 | 0 | 24665 | 14076 | 3163 | 1207 | 18446 |
| 1985 | 38895 | 587 | 5076 | 3115 | 8282 | 3967 | 0 | 21027 | 12881 | 3650 | 1337 | 17868 |
| BROOME COUNTY | | | | | | | | | | | | |
| 1989 | 4437 | 16 | 189 | 109 | 341 | 277 | 0 | 932 | 2410 | 528 | 567 | 3505 |
| 1988 | 4279 | 26 | 136 | 116 | 376 | 274 | 0 | 928 | 2240 | 510 | 601 | 3351 |
| 1987 | 3715 | 9 | 74 | 121 | 319 | 223 | 0 | 746 | 1946 | 554 | 469 | 2969 |
| 1986 | 3891 | 4 | 92 | 131 | 308 | 305 | 0 | 840 | 2002 | 456 | 593 | 3051 |
| 1985 | 3563 | 19 | 56 | 117 | 340 | 293 | 0 | 825 | 1696 | 413 | 629 | 2738 |
| CATTARAUGUS COUNTY | | | | | | | | | | | | |
| 1989 | 1540 | 0 | 32 | 34 | 110 | 127 | 0 | 303 | 568 | 184 | 485 | 1237 |
| 1988 | 1537 | 4 | 20 | 31 | 100 | 107 | 0 | 262 | 594 | 147 | 534 | 1275 |
| 1987 | 1468 | 7 | 32 | 37 | 116 | 110 | 0 | 302 | 543 | 119 | 504 | 1166 |
| 1986 | 1505 | 7 | 14 | 27 | 113 | 131 | 0 | 292 | 568 | 126 | 519 | 1213 |
| 1985 | 1355 | 1 | 6 | 32 | 113 | 94 | 0 | 246 | 500 | 149 | 460 | 1109 |

STATE OF NEW YORK - DIVISION OF CRIMINAL JUSTICE SERVICES
 OJSA - BUREAU OF CRIMINAL JUSTICE STATISTICAL SERVICES
 ADULT FELONY AND MISDEMEANOR ARRESTS REPORTED TO DCJS: 1985 - 1989

| | GRAND TOTAL | FELONY ARRESTS | | | | | | | MISDEMEANOR ARRESTS | | | |
|--------------------------|-------------|----------------|----|-----|-----|-----|------|--------------|---------------------|-----|-----|-------------|
| | | A | B | C | D | E | UNK. | TOTAL FELONY | A | B | U | TOTAL MISD. |
| | | ----- | | | | | | | | | | |
| CAYUGA COUNTY | | | | | | | | | | | | |
| 1989 | 1663 | 6 | 26 | 42 | 139 | 134 | 0 | 347 | 852 | 232 | 232 | 1316 |
| 1988 | 1550 | 18 | 31 | 66 | 154 | 103 | 0 | 372 | 800 | 203 | 175 | 1178 |
| 1987 | 1432 | 2 | 22 | 38 | 145 | 109 | 0 | 316 | 704 | 146 | 266 | 1116 |
| 1986 | 1253 | 2 | 23 | 39 | 110 | 126 | 0 | 300 | 584 | 113 | 256 | 953 |
| 1985 | 1471 | 3 | 21 | 31 | 101 | 142 | 0 | 298 | 682 | 130 | 361 | 1173 |
| CHAUTAUQUA COUNTY | | | | | | | | | | | | |
| 1989 | 3252 | 10 | 54 | 105 | 157 | 227 | 0 | 553 | 1350 | 471 | 878 | 2699 |
| 1988 | 2900 | 12 | 42 | 62 | 142 | 198 | 0 | 456 | 1260 | 381 | 803 | 2444 |
| 1987 | 2643 | 4 | 22 | 75 | 176 | 196 | 0 | 473 | 1244 | 271 | 655 | 2170 |
| 1986 | 2590 | 2 | 23 | 68 | 214 | 189 | 0 | 496 | 1102 | 261 | 731 | 2094 |
| 1985 | 2395 | 4 | 30 | 65 | 176 | 156 | 0 | 431 | 1006 | 205 | 753 | 1964 |
| CHEMUNG COUNTY | | | | | | | | | | | | |
| 1989 | 2296 | 5 | 48 | 49 | 195 | 130 | 0 | 427 | 1206 | 380 | 283 | 1869 |
| 1988 | 2026 | 6 | 20 | 60 | 188 | 144 | 0 | 418 | 1085 | 250 | 273 | 1608 |
| 1987 | 1846 | 5 | 34 | 51 | 143 | 112 | 0 | 345 | 984 | 237 | 280 | 1501 |
| 1986 | 1726 | 2 | 31 | 59 | 158 | 136 | 0 | 386 | 904 | 171 | 265 | 1340 |
| 1985 | 1792 | 2 | 18 | 53 | 217 | 127 | 0 | 417 | 950 | 160 | 265 | 1375 |
| CHENANGO COUNTY | | | | | | | | | | | | |
| 1989 | 1132 | 0 | 9 | 22 | 49 | 61 | 0 | 141 | 433 | 270 | 288 | 991 |
| 1988 | 1074 | 0 | 6 | 33 | 57 | 58 | 0 | 154 | 403 | 191 | 326 | 920 |
| 1987 | 1050 | 1 | 9 | 18 | 53 | 60 | 0 | 141 | 391 | 176 | 342 | 909 |
| 1986 | 984 | 3 | 7 | 17 | 48 | 66 | 0 | 141 | 358 | 141 | 344 | 843 |
| 1985 | 1080 | 1 | 6 | 23 | 76 | 49 | 0 | 155 | 431 | 150 | 344 | 925 |
| CLINTON COUNTY | | | | | | | | | | | | |
| 1989 | 1872 | 9 | 27 | 50 | 214 | 117 | 0 | 417 | 793 | 154 | 508 | 1455 |
| 1988 | 1731 | 3 | 15 | 45 | 177 | 76 | 0 | 316 | 747 | 116 | 552 | 1415 |
| 1987 | 1624 | 4 | 12 | 35 | 220 | 101 | 0 | 372 | 718 | 118 | 416 | 1252 |
| 1986 | 1578 | 4 | 14 | 55 | 206 | 133 | 0 | 412 | 638 | 139 | 389 | 1166 |
| 1985 | 1510 | 6 | 12 | 38 | 138 | 120 | 0 | 314 | 567 | 117 | 512 | 1196 |

STATE OF NEW YORK - DIVISION OF CRIMINAL JUSTICE SERVICES
OJSA - BUREAU OF CRIMINAL JUSTICE STATISTICAL SERVICES

ADULT FELONY AND MISDEMEANOR ARRESTS REPORTED TO DCJS: 1985 - 1989

CLASS AND CATEGORY OF TOP ARREST CHARGE

| | GRAND TOTAL | FELONY ARRESTS | | | | | | TOTAL FELONY | MISDEMEANOR ARRESTS | | | TOTAL MISD. |
|-----------------|----------------|----------------|-----|------|------|------|------|-----------------|---------------------|------|------|----------------|
| | | A | B | C | D | E | UNK. | | A | B | U | |
| COLUMBIA COUNTY | | | | | | | | | | | | |
| 1989 | 1520 | 9 | 77 | 39 | 171 | 97 | 0 | 393 | 621 | 182 | 324 | 1127 |
| 1988 | 1364 | 6 | 63 | 45 | 131 | 98 | 0 | 343 | 657 | 107 | 257 | 1021 |
| 1987 | 1304 | 3 | 24 | 54 | 125 | 84 | 0 | 290 | 621 | 125 | 268 | 1014 |
| 1986 | 1227 | 1 | 30 | 34 | 129 | 90 | 0 | 284 | 541 | 148 | 254 | 943 |
| 1985 | 1354 | 5 | 14 | 40 | 160 | 98 | 0 | 317 | 620 | 142 | 275 | 1037 |
| CORTLAND COUNTY | | | | | | | | | | | | |
| 1989 | 1486 | 8 | 20 | 18 | 75 | 66 | 0 | 187 | 574 | 363 | 362 | 1299 |
| 1988 | 1420 | 1 | 27 | 33 | 73 | 55 | 0 | 189 | 573 | 299 | 359 | 1231 |
| 1987 | 1433 | 14 | 19 | 23 | 77 | 43 | 0 | 176 | 619 | 335 | 303 | 1257 |
| 1986 | 1361 | 1 | 28 | 35 | 108 | 72 | 0 | 245 | 528 | 282 | 306 | 1116 |
| 1985 | 1404 | 2 | 10 | 20 | 100 | 59 | 0 | 191 | 514 | 223 | 476 | 1213 |
| DELAWARE COUNTY | | | | | | | | | | | | |
| 1989 | 1373 | 3 | 14 | 25 | 103 | 85 | 0 | 230 | 572 | 239 | 332 | 1143 |
| 1988 | 1177 | 7 | 13 | 19 | 91 | 68 | 0 | 198 | 503 | 190 | 286 | 979 |
| 1987 | 1073 | 2 | 8 | 16 | 86 | 74 | 0 | 186 | 444 | 167 | 276 | 887 |
| 1986 | 948 | 0 | 7 | 12 | 99 | 80 | 0 | 198 | 402 | 139 | 209 | 750 |
| 1985 | 919 | 1 | 6 | 22 | 81 | 50 | 0 | 160 | 380 | 139 | 240 | 759 |
| DUTCHESS COUNTY | | | | | | | | | | | | |
| 1989 | 7289 | 51 | 346 | 228 | 593 | 551 | 0 | 1769 | 3450 | 567 | 1503 | 5520 |
| 1988 | 6510 | 27 | 244 | 207 | 640 | 466 | 1 | 1585 | 3166 | 418 | 1341 | 4925 |
| 1987 | 5955 | 16 | 158 | 194 | 575 | 481 | 0 | 1424 | 2729 | 337 | 1465 | 4531 |
| 1986 | 5113 | 17 | 146 | 173 | 563 | 485 | 0 | 1384 | 2194 | 326 | 1209 | 3729 |
| 1985 | 5077 | 15 | 102 | 197 | 561 | 438 | 0 | 1313 | 2041 | 274 | 1449 | 3764 |
| ERIE COUNTY | | | | | | | | | | | | |
| 1989 | 24700 | 112 | 826 | 1272 | 2313 | 1868 | 0 | 6391 | 12697 | 2179 | 3433 | 18309 |
| 1988 | 22943 | 126 | 626 | 1142 | 2074 | 1665 | 0 | 5633 | 11834 | 2030 | 3446 | 17310 |
| 1987 | 23406 | 115 | 647 | 1160 | 2160 | 1845 | 0 | 5927 | 12098 | 2111 | 3270 | 17479 |
| 1986 | 21814 | 96 | 608 | 980 | 2170 | 1664 | 0 | 5518 | 10670 | 2097 | 3529 | 16296 |
| 1985 | 20442 | 80 | 552 | 889 | 2180 | 1546 | 0 | 5247 | 9366 | 2237 | 3592 | 15195 |

STATE OF NEW YORK - DIVISION OF CRIMINAL JUSTICE SERVICES
 OJSA - BUREAU OF CRIMINAL JUSTICE STATISTICAL SERVICES
 ADULT FELONY AND MISDEMEANOR ARRESTS REPORTED TO DCJS: 1985 - 1989

| | CLASS AND CATEGORY OF TOP ARREST CHARGE | | | | | | | | | | | |
|------------------------|---|----------------|----|----|-----|-----|------|-----------------|---------------------|-----|-----|----------------|
| | GRAND TOTAL | FELONY ARRESTS | | | | | | TOTAL FELONY | MISDEMEANOR ARRESTS | | | |
| | | A | B | C | D | E | UNK. | | A | B | U | TOTAL MISD. |
| ESSEX COUNTY | | | | | | | | | | | | |
| 1989 | 688 | 4 | 11 | 17 | 61 | 61 | 0 | 154 | 248 | 49 | 237 | 534 |
| 1988 | 686 | 1 | 14 | 19 | 66 | 57 | 0 | 157 | 221 | 52 | 256 | 529 |
| 1987 | 639 | 1 | 4 | 18 | 71 | 44 | 0 | 138 | 206 | 45 | 250 | 501 |
| 1986 | 829 | 0 | 7 | 23 | 105 | 76 | 0 | 211 | 305 | 49 | 264 | 618 |
| 1985 | 709 | 0 | 3 | 13 | 56 | 57 | 0 | 129 | 238 | 70 | 272 | 580 |
| FRANKLIN COUNTY | | | | | | | | | | | | |
| 1989 | 1201 | 0 | 14 | 26 | 94 | 86 | 0 | 220 | 505 | 94 | 382 | 981 |
| 1988 | 1039 | 2 | 12 | 26 | 73 | 87 | 0 | 200 | 383 | 108 | 348 | 839 |
| 1987 | 1037 | 0 | 9 | 31 | 92 | 54 | 0 | 186 | 435 | 88 | 328 | 851 |
| 1986 | 1029 | 1 | 8 | 28 | 67 | 50 | 0 | 154 | 410 | 110 | 355 | 875 |
| 1985 | 885 | 1 | 7 | 13 | 70 | 61 | 0 | 152 | 387 | 96 | 250 | 733 |
| FULTON COUNTY | | | | | | | | | | | | |
| 1989 | 990 | 0 | 26 | 20 | 62 | 70 | 0 | 178 | 422 | 126 | 264 | 812 |
| 1988 | 851 | 0 | 7 | 19 | 63 | 73 | 0 | 162 | 355 | 91 | 243 | 689 |
| 1987 | 889 | 2 | 22 | 22 | 73 | 66 | 0 | 185 | 397 | 85 | 222 | 704 |
| 1986 | 765 | 2 | 17 | 14 | 64 | 49 | 0 | 146 | 343 | 93 | 183 | 619 |
| 1985 | 774 | 0 | 3 | 20 | 83 | 85 | 0 | 191 | 336 | 57 | 190 | 583 |
| GENESEE COUNTY | | | | | | | | | | | | |
| 1989 | 1286 | 11 | 26 | 29 | 127 | 112 | 0 | 305 | 484 | 136 | 361 | 981 |
| 1988 | 1109 | 2 | 8 | 20 | 85 | 103 | 0 | 218 | 411 | 139 | 341 | 891 |
| 1987 | 1059 | 2 | 8 | 33 | 51 | 81 | 0 | 175 | 424 | 126 | 334 | 884 |
| 1986 | 1138 | 0 | 14 | 36 | 96 | 83 | 0 | 229 | 396 | 140 | 373 | 909 |
| 1985 | 1038 | 0 | 8 | 27 | 96 | 63 | 0 | 194 | 340 | 145 | 359 | 844 |
| GREENE COUNTY | | | | | | | | | | | | |
| 1989 | 1201 | 27 | 15 | 38 | 150 | 93 | 0 | 323 | 451 | 107 | 320 | 878 |
| 1988 | 1063 | 10 | 29 | 33 | 111 | 86 | 0 | 269 | 400 | 86 | 308 | 794 |
| 1987 | 994 | 5 | 6 | 30 | 96 | 75 | 0 | 212 | 425 | 72 | 285 | 782 |
| 1986 | 906 | 18 | 19 | 26 | 80 | 90 | 0 | 233 | 388 | 79 | 206 | 673 |
| 1985 | 695 | 0 | 7 | 24 | 89 | 56 | 0 | 176 | 269 | 58 | 192 | 519 |

STATE OF NEW YORK - DIVISION OF CRIMINAL JUSTICE SERVICES
OJSA - BUREAU OF CRIMINAL JUSTICE STATISTICAL SERVICES

ADULT FELONY AND MISDEMEANOR ARRESTS REPORTED TO DCJS: 1985 - 1989

CLASS AND CATEGORY OF TOP ARREST CHARGE

| | GRAND TOTAL | FELONY ARRESTS | | | | | | TOTAL FELONY | MISDEMEANOR ARRESTS | | | |
|-------------------------|----------------|----------------|-------|------|-------|------|------|-----------------|---------------------|------|------|----------------|
| | | A | B | C | D | E | UNK. | | A | B | U | TOTAL MISD. |
| HAMILTON COUNTY | | | | | | | | | | | | |
| 1989 | 112 | 0 | 0 | 2 | 12 | 4 | 0 | 18 | 39 | 9 | 46 | 94 |
| 1988 | 92 | 0 | 0 | 3 | 2 | 3 | 0 | 8 | 27 | 15 | 42 | 84 |
| 1987 | 86 | 0 | 0 | 3 | 5 | 0 | 0 | 13 | 30 | 14 | 29 | 73 |
| 1986 | 86 | 1 | 1 | 2 | 9 | 3 | 0 | 16 | 39 | 9 | 22 | 70 |
| 1985 | 100 | 0 | 1 | 1 | 16 | 6 | 0 | 24 | 24 | 14 | 38 | 76 |
| HERKIMER COUNTY | | | | | | | | | | | | |
| 1989 | 1119 | 2 | 36 | 45 | 85 | 98 | 0 | 266 | 467 | 107 | 279 | 853 |
| 1988 | 1011 | 5 | 20 | 22 | 66 | 99 | 0 | 212 | 387 | 114 | 298 | 799 |
| 1987 | 964 | 6 | 13 | 35 | 94 | 72 | 0 | 220 | 346 | 109 | 289 | 744 |
| 1986 | 945 | 1 | 22 | 22 | 100 | 101 | 0 | 246 | 342 | 79 | 278 | 699 |
| 1985 | 928 | 1 | 9 | 19 | 70 | 83 | 0 | 182 | 372 | 97 | 277 | 746 |
| JEFFERSON COUNTY | | | | | | | | | | | | |
| 1989 | 2563 | 7 | 33 | 55 | 243 | 192 | 0 | 530 | 1065 | 359 | 609 | 2033 |
| 1988 | 2088 | 6 | 28 | 59 | 179 | 197 | 0 | 469 | 814 | 210 | 595 | 1619 |
| 1987 | 1601 | 7 | 31 | 37 | 199 | 128 | 0 | 402 | 635 | 175 | 389 | 1199 |
| 1986 | 1368 | 2 | 26 | 59 | 201 | 128 | 0 | 416 | 491 | 139 | 322 | 952 |
| 1985 | 1278 | 3 | 13 | 49 | 161 | 104 | 0 | 330 | 445 | 97 | 406 | 948 |
| KINGS COUNTY | | | | | | | | | | | | |
| 1989 | 78029 | 965 | 15880 | 6674 | 17703 | 5481 | 0 | 46703 | 26943 | 2841 | 1542 | 31326 |
| 1988 | 73625 | 1095 | 12824 | 6313 | 16746 | 5561 | 0 | 42539 | 26293 | 3267 | 1526 | 31086 |
| 1987 | 70299 | 932 | 11991 | 6002 | 14787 | 5347 | 0 | 39059 | 26141 | 3467 | 1632 | 31240 |
| 1986 | 65078 | 972 | 9758 | 6211 | 13634 | 6056 | 0 | 36631 | 23141 | 3720 | 1586 | 28447 |
| 1985 | 54927 | 805 | 7237 | 5446 | 12011 | 5959 | 0 | 31458 | 18285 | 3203 | 1981 | 23469 |
| LEWIS COUNTY | | | | | | | | | | | | |
| 1989 | 385 | 0 | 5 | 2 | 27 | 35 | 0 | 69 | 131 | 57 | 128 | 316 |
| 1988 | 357 | 1 | 2 | 6 | 35 | 42 | 0 | 86 | 120 | 43 | 108 | 271 |
| 1987 | 266 | 0 | 3 | 5 | 19 | 22 | 0 | 49 | 100 | 41 | 76 | 217 |
| 1986 | 219 | 0 | 3 | 9 | 20 | 34 | 0 | 66 | 47 | 32 | 74 | 153 |
| 1985 | 285 | 0 | 4 | 2 | 33 | 25 | 0 | 64 | 100 | 39 | 82 | 221 |

STATE OF NEW YORK - DIVISION OF CRIMINAL JUSTICE SERVICES
 OJSA - BUREAU OF CRIMINAL JUSTICE STATISTICAL SERVICES
 ADULT FELONY AND MISDEMEANOR ARRESTS REPORTED TO DCJS: 1985 - 1989

| | GRAND TOTAL | CLASS AND CATEGORY OF TOP ARREST CHARGE | | | | | | | | | | |
|--------------------------|----------------|---|------|-----|------|------|------|-----------------|---------------------|------|------|----------------|
| | | FELONY ARRESTS | | | | | | | MISDEMEANOR ARRESTS | | | |
| | | A | B | C | D | E | UNK. | TOTAL FELONY | A | B | U | TOTAL MISD. |
| LIVINGSTON COUNTY | | | | | | | | | | | | |
| 1989 | 1491 | 3 | 10 | 22 | 67 | 65 | 0 | 167 | 629 | 326 | 369 | 1324 |
| 1988 | 1392 | 3 | 16 | 34 | 65 | 61 | 0 | 179 | 574 | 316 | 323 | 1213 |
| 1987 | 1379 | 3 | 14 | 18 | 65 | 74 | 0 | 174 | 518 | 269 | 418 | 1205 |
| 1986 | 1499 | 4 | 16 | 25 | 99 | 77 | 0 | 221 | 581 | 294 | 403 | 1278 |
| 1985 | 1512 | 1 | 5 | 20 | 75 | 67 | 0 | 168 | 565 | 289 | 490 | 1344 |
| MADISON COUNTY | | | | | | | | | | | | |
| 1989 | 1428 | 5 | 18 | 44 | 87 | 78 | 0 | 232 | 600 | 206 | 390 | 1196 |
| 1988 | 1281 | 0 | 17 | 20 | 87 | 63 | 0 | 187 | 552 | 218 | 324 | 1094 |
| 1987 | 1201 | 11 | 14 | 27 | 90 | 70 | 0 | 212 | 492 | 160 | 337 | 989 |
| 1986 | 1230 | 5 | 23 | 26 | 120 | 70 | 0 | 244 | 472 | 177 | 337 | 986 |
| 1985 | 1104 | 1 | 11 | 29 | 83 | 88 | 0 | 212 | 363 | 169 | 360 | 892 |
| MONROE COUNTY | | | | | | | | | | | | |
| 1989 | 21948 | 181 | 1293 | 677 | 2120 | 1205 | 0 | 5476 | 12387 | 2301 | 1784 | 16472 |
| 1988 | 18284 | 159 | 754 | 701 | 1585 | 1041 | 0 | 4240 | 9959 | 2101 | 1984 | 14044 |
| 1987 | 16795 | 134 | 510 | 619 | 1428 | 974 | 0 | 3665 | 9022 | 2062 | 2046 | 13130 |
| 1986 | 16076 | 148 | 502 | 705 | 1385 | 1165 | 0 | 3905 | 8046 | 1980 | 2145 | 12171 |
| 1985 | 14517 | 88 | 333 | 642 | 1304 | 1054 | 0 | 3421 | 6939 | 2001 | 2156 | 11096 |
| MONTGOMERY COUNTY | | | | | | | | | | | | |
| 1989 | 1356 | 17 | 54 | 32 | 81 | 122 | 0 | 306 | 529 | 135 | 386 | 1050 |
| 1988 | 1208 | 17 | 25 | 34 | 88 | 93 | 0 | 257 | 461 | 96 | 394 | 951 |
| 1987 | 1038 | 7 | 28 | 20 | 74 | 66 | 0 | 195 | 381 | 90 | 372 | 843 |
| 1986 | 1146 | 10 | 8 | 15 | 90 | 78 | 0 | 201 | 414 | 68 | 463 | 945 |
| 1985 | 985 | 7 | 9 | 12 | 67 | 64 | 0 | 159 | 459 | 62 | 305 | 826 |
| NASSAU COUNTY | | | | | | | | | | | | |
| 1989 | 19976 | 166 | 1653 | 677 | 2349 | 1672 | 0 | 6517 | 7988 | 1136 | 4335 | 13459 |
| 1988 | 19945 | 226 | 1414 | 729 | 2294 | 1568 | 0 | 6231 | 8595 | 1092 | 4027 | 13714 |
| 1987 | 18263 | 194 | 965 | 749 | 1978 | 1400 | 0 | 5286 | 8208 | 1153 | 3616 | 12977 |
| 1986 | 17287 | 180 | 747 | 677 | 1993 | 1723 | 0 | 5320 | 7035 | 1170 | 3762 | 11967 |
| 1985 | 17519 | 148 | 499 | 647 | 2122 | 1568 | 0 | 4984 | 6794 | 1223 | 4518 | 12535 |

STATE OF NEW YORK - DIVISION OF CRIMINAL JUSTICE SERVICES
 OJSA - BUREAU OF CRIMINAL JUSTICE STATISTICAL SERVICES

ADULT FELONY AND MISDEMEANOR ARRESTS REPORTED TO DCJS: 1985 - 1989

CLASS AND CATEGORY OF TOP ARREST CHARGE

| | GRAND TOTAL | FELONY ARRESTS | | | | | | MISDEMEANOR ARRESTS | | | | |
|-----------------|----------------|----------------|-------|------|-------|------|------|---------------------|-------|-------|------|----------------|
| | | A | B | C | D | E | UNK. | TOTAL FELONY | A | B | U | TOTAL MISD. |
| NEW YORK COUNTY | | | | | | | | | | | | |
| 1989 | 105713 | 2250 | 16332 | 6630 | 16045 | 7023 | 0 | 48280 | 46057 | 10282 | 1094 | 57433 |
| 1988 | 111064 | 1642 | 15615 | 6033 | 14448 | 7170 | 0 | 44908 | 51668 | 13296 | 1192 | 66156 |
| 1987 | 112645 | 1266 | 12967 | 5644 | 13666 | 7310 | 0 | 40853 | 55422 | 15466 | 904 | 71792 |
| 1986 | 113731 | 1255 | 11732 | 5756 | 13988 | 8961 | 0 | 41692 | 53817 | 17070 | 1152 | 72039 |
| 1985 | 105320 | 944 | 9146 | 5162 | 13190 | 8814 | 0 | 37256 | 47538 | 19414 | 1112 | 68064 |
| NIAGARA COUNTY | | | | | | | | | | | | |
| 1989 | 4561 | 18 | 137 | 190 | 380 | 309 | 0 | 1034 | 2287 | 311 | 929 | 3527 |
| 1988 | 4105 | 7 | 95 | 174 | 366 | 295 | 0 | 937 | 1995 | 278 | 895 | 3168 |
| 1987 | 4312 | 13 | 144 | 169 | 391 | 262 | 0 | 979 | 1989 | 331 | 1013 | 3333 |
| 1986 | 4355 | 6 | 127 | 175 | 419 | 286 | 0 | 1013 | 1930 | 329 | 1083 | 3342 |
| 1985 | 4019 | 10 | 64 | 160 | 424 | 262 | 0 | 920 | 1703 | 261 | 1135 | 3099 |
| ONEIDA COUNTY | | | | | | | | | | | | |
| 1989 | 4538 | 25 | 131 | 187 | 430 | 180 | 0 | 953 | 1847 | 630 | 1108 | 3585 |
| 1988 | 3839 | 44 | 149 | 147 | 386 | 169 | 0 | 895 | 1616 | 385 | 943 | 2944 |
| 1987 | 3593 | 34 | 108 | 155 | 347 | 150 | 0 | 794 | 1518 | 458 | 823 | 2799 |
| 1986 | 3552 | 33 | 93 | 128 | 377 | 216 | 0 | 847 | 1452 | 438 | 815 | 2705 |
| 1985 | 3233 | 9 | 90 | 136 | 348 | 225 | 0 | 808 | 1207 | 376 | 842 | 2425 |
| ONONDAGA COUNTY | | | | | | | | | | | | |
| 1989 | 12113 | 149 | 629 | 647 | 1467 | 808 | 0 | 3700 | 5648 | 922 | 1843 | 8413 |
| 1988 | 11210 | 118 | 637 | 635 | 1395 | 802 | 0 | 3587 | 5104 | 891 | 1628 | 7623 |
| 1987 | 9602 | 70 | 450 | 635 | 1220 | 673 | 0 | 3048 | 4348 | 820 | 1386 | 6554 |
| 1986 | 8478 | 42 | 347 | 475 | 1124 | 744 | 0 | 2732 | 3604 | 724 | 1418 | 5746 |
| 1985 | 8183 | 69 | 336 | 471 | 1143 | 742 | 0 | 2761 | 3058 | 857 | 1507 | 5422 |
| ONTARIO COUNTY | | | | | | | | | | | | |
| 1989 | 2350 | 6 | 39 | 53 | 110 | 165 | 0 | 382 | 961 | 361 | 646 | 1968 |
| 1988 | 2391 | 13 | 41 | 41 | 125 | 212 | 0 | 432 | 939 | 358 | 662 | 1959 |
| 1987 | 2277 | 4 | 30 | 58 | 123 | 185 | 0 | 400 | 893 | 310 | 674 | 1877 |
| 1986 | 2111 | 5 | 19 | 44 | 137 | 160 | 0 | 365 | 826 | 293 | 627 | 1746 |
| 1985 | 1828 | 10 | 30 | 35 | 116 | 121 | 0 | 312 | 674 | 313 | 529 | 1516 |

STATE OF NEW YORK - DIVISION OF CRIMINAL JUSTICE SERVICES
 OJSA - BUREAU OF CRIMINAL JUSTICE STATISTICAL SERVICES

ADULT FELONY AND MISDEMEANOR ARRESTS REPORTED TO DCJS: 1985 - 1989

CLASS AND CATEGORY OF TOP ARREST CHARGE

| | GRAND TOTAL | FELONY ARRESTS | | | | | | | MISDEMEANOR ARRESTS | | | |
|----------------|----------------|----------------|-----|-----|-----|-----|------|-----------------|---------------------|-----|------|----------------|
| | | A | B | C | D | E | UNK. | TOTAL FELONY | A | B | U | TOTAL MISD. |
| ORANGE COUNTY | | | | | | | | | | | | |
| 1989 | 9628 | 114 | 479 | 292 | 857 | 648 | 0 | 2390 | 4956 | 860 | 1422 | 7238 |
| 1988 | 9277 | 64 | 558 | 243 | 718 | 583 | 0 | 2166 | 4811 | 870 | 1430 | 7111 |
| 1987 | 7874 | 55 | 355 | 306 | 764 | 552 | 0 | 2032 | 3635 | 741 | 1466 | 5842 |
| 1986 | 6984 | 33 | 160 | 278 | 710 | 617 | 0 | 1798 | 3042 | 818 | 1326 | 5186 |
| 1985 | 6099 | 44 | 177 | 235 | 613 | 536 | 0 | 1605 | 2668 | 686 | 1140 | 4494 |
| ORLEANS COUNTY | | | | | | | | | | | | |
| 1989 | 784 | 0 | 30 | 14 | 69 | 76 | 0 | 189 | 298 | 95 | 202 | 595 |
| 1988 | 681 | 0 | 10 | 18 | 56 | 74 | 0 | 158 | 268 | 96 | 159 | 523 |
| 1987 | 748 | 2 | 19 | 21 | 61 | 47 | 0 | 150 | 356 | 101 | 141 | 598 |
| 1986 | 637 | 3 | 14 | 29 | 74 | 55 | 0 | 175 | 255 | 71 | 136 | 462 |
| 1985 | 598 | 2 | 7 | 26 | 94 | 60 | 0 | 189 | 235 | 83 | 91 | 409 |
| OSWEGO COUNTY | | | | | | | | | | | | |
| 1989 | 2361 | 2 | 36 | 46 | 187 | 160 | 0 | 431 | 1019 | 237 | 674 | 1930 |
| 1988 | 2180 | 2 | 30 | 50 | 187 | 164 | 0 | 433 | 899 | 218 | 630 | 1747 |
| 1987 | 1859 | 4 | 42 | 45 | 153 | 99 | 0 | 343 | 845 | 196 | 475 | 1516 |
| 1986 | 2067 | 5 | 34 | 63 | 190 | 119 | 0 | 411 | 829 | 240 | 587 | 1656 |
| 1985 | 1854 | 1 | 19 | 56 | 187 | 137 | 0 | 400 | 735 | 164 | 555 | 1454 |
| OTSEGO COUNTY | | | | | | | | | | | | |
| 1989 | 1594 | 2 | 23 | 28 | 93 | 113 | 0 | 259 | 655 | 198 | 482 | 1335 |
| 1988 | 1544 | 2 | 13 | 21 | 93 | 74 | 0 | 203 | 667 | 184 | 490 | 1341 |
| 1987 | 1421 | 0 | 9 | 29 | 96 | 72 | 0 | 206 | 628 | 157 | 430 | 1215 |
| 1986 | 1288 | 4 | 13 | 13 | 99 | 82 | 0 | 211 | 523 | 148 | 406 | 1077 |
| 1985 | 1391 | 2 | 12 | 30 | 106 | 70 | 0 | 220 | 560 | 135 | 476 | 1171 |
| PUTNAM COUNTY | | | | | | | | | | | | |
| 1989 | 1826 | 13 | 82 | 66 | 158 | 85 | 0 | 404 | 762 | 129 | 531 | 1422 |
| 1988 | 1594 | 30 | 50 | 50 | 119 | 90 | 0 | 339 | 631 | 99 | 525 | 1255 |
| 1987 | 1725 | 15 | 35 | 46 | 92 | 75 | 0 | 263 | 715 | 102 | 645 | 1462 |
| 1986 | 1608 | 11 | 64 | 41 | 141 | 77 | 0 | 334 | 641 | 112 | 521 | 1274 |
| 1985 | 1269 | 13 | 28 | 23 | 129 | 71 | 0 | 264 | 429 | 76 | 500 | 1005 |

STATE OF NEW YORK - DIVISION OF CRIMINAL JUSTICE SERVICES
 OJSA - BUREAU OF CRIMINAL JUSTICE STATISTICAL SERVICES

ADULT FELONY AND MISDEMEANOR ARRESTS REPORTED TO DCJS: 1985 - 1989

CLASS AND CATEGORY OF TOP ARREST CHARGE

| | GRAND TOTAL | FELONY ARRESTS | | | | | | | MISDEMEANOR ARRESTS | | | |
|--------------------|----------------|----------------|------|------|------|------|------|-----------------|---------------------|------|------|----------------|
| | | A | B | C | D | E | UNK. | TOTAL FELONY | A | B | U | TOTAL MISD. |
| QUEENS COUNTY | | | | | | | | | | | | |
| 1989 | 40653 | 524 | 6970 | 3073 | 8726 | 2962 | 0 | 22255 | 15408 | 1614 | 1376 | 18398 |
| 1988 | 41151 | 558 | 7389 | 3105 | 8620 | 3025 | 0 | 22697 | 15094 | 1808 | 1552 | 18454 |
| 1987 | 36222 | 603 | 5228 | 3228 | 7897 | 2733 | 0 | 19689 | 13062 | 2086 | 1385 | 16533 |
| 1986 | 32062 | 685 | 4520 | 2957 | 6948 | 2708 | 0 | 17818 | 10840 | 2000 | 1404 | 14244 |
| 1985 | 28107 | 599 | 2476 | 2427 | 5769 | 2452 | 1 | 13724 | 10213 | 2660 | 1510 | 14383 |
| RENSSELAER COUNTY | | | | | | | | | | | | |
| 1989 | 3212 | 12 | 113 | 89 | 262 | 190 | 0 | 666 | 1302 | 315 | 929 | 2546 |
| 1988 | 2893 | 24 | 136 | 82 | 233 | 149 | 0 | 624 | 1114 | 245 | 910 | 2269 |
| 1987 | 2564 | 10 | 71 | 100 | 234 | 113 | 0 | 528 | 1069 | 202 | 765 | 2036 |
| 1986 | 2522 | 10 | 35 | 84 | 240 | 175 | 0 | 544 | 972 | 205 | 801 | 1978 |
| 1985 | 2376 | 4 | 34 | 74 | 231 | 150 | 0 | 493 | 786 | 211 | 886 | 1883 |
| RICHMOND COUNTY | | | | | | | | | | | | |
| 1989 | 6862 | 49 | 691 | 376 | 1461 | 439 | 0 | 3016 | 3094 | 287 | 465 | 3846 |
| 1988 | 6956 | 74 | 667 | 394 | 1337 | 558 | 0 | 3030 | 3169 | 258 | 499 | 3926 |
| 1987 | 6896 | 55 | 657 | 405 | 1092 | 472 | 0 | 2681 | 3321 | 342 | 552 | 4215 |
| 1986 | 5857 | 48 | 546 | 391 | 953 | 379 | 0 | 2317 | 2779 | 262 | 499 | 3540 |
| 1985 | 5624 | 35 | 237 | 423 | 1001 | 436 | 0 | 2132 | 2587 | 377 | 528 | 3492 |
| ROCKLAND COUNTY | | | | | | | | | | | | |
| 1989 | 3641 | 31 | 252 | 120 | 426 | 254 | 0 | 1083 | 1772 | 187 | 599 | 2558 |
| 1988 | 3639 | 42 | 167 | 138 | 362 | 294 | 0 | 1003 | 1863 | 200 | 573 | 2636 |
| 1987 | 3225 | 28 | 117 | 116 | 291 | 260 | 0 | 812 | 1587 | 213 | 613 | 2413 |
| 1986 | 3044 | 29 | 107 | 107 | 367 | 374 | 0 | 984 | 1185 | 219 | 656 | 2060 |
| 1985 | 3438 | 22 | 100 | 122 | 364 | 310 | 0 | 918 | 1311 | 200 | 1009 | 2520 |
| ST LAWRENCE COUNTY | | | | | | | | | | | | |
| 1989 | 2461 | 0 | 20 | 52 | 177 | 148 | 0 | 397 | 1105 | 384 | 575 | 2064 |
| 1988 | 2617 | 3 | 16 | 29 | 134 | 164 | 0 | 346 | 1136 | 400 | 735 | 2271 |
| 1987 | 2387 | 2 | 16 | 55 | 155 | 147 | 0 | 375 | 1085 | 299 | 628 | 2012 |
| 1986 | 2498 | 1 | 12 | 46 | 181 | 132 | 0 | 372 | 1136 | 286 | 704 | 2126 |
| 1985 | 2276 | 2 | 11 | 56 | 165 | 134 | 0 | 368 | 971 | 296 | 641 | 1908 |

STATE OF NEW YORK - DIVISION OF CRIMINAL JUSTICE SERVICES
 OJSA - BUREAU OF CRIMINAL JUSTICE STATISTICAL SERVICES
 ADULT FELONY AND MISDEMEANOR ARRESTS REPORTED TO DCJS: 1985 - 1989

CLASS AND CATEGORY OF TOP ARREST CHARGE

| | GRAND TOTAL | FELONY ARRESTS | | | | | | TOTAL FELONY | MISDEMEANOR ARRESTS | | | |
|--------------------|----------------|----------------|-----|-----|-----|-----|------|-----------------|---------------------|-----|------|----------------|
| | | A | B | C | D | E | UNK. | | A | B | U | TOTAL MISD. |
| SARATOGA COUNTY | | | | | | | | | | | | |
| 1989 | 4482 | 3 | 73 | 67 | 276 | 274 | 0 | 693 | 1724 | 712 | 1353 | 3789 |
| 1988 | 4002 | 7 | 81 | 83 | 264 | 265 | 0 | 700 | 1521 | 595 | 1186 | 3302 |
| 1987 | 3541 | 15 | 50 | 90 | 219 | 204 | 0 | 578 | 1366 | 481 | 1116 | 2963 |
| 1986 | 3653 | 13 | 34 | 82 | 257 | 281 | 0 | 667 | 1376 | 484 | 1126 | 2986 |
| 1985 | 3695 | 18 | 36 | 102 | 277 | 210 | 0 | 643 | 1300 | 467 | 1285 | 3052 |
| SCHENECTADY COUNTY | | | | | | | | | | | | |
| 1989 | 2785 | 34 | 138 | 93 | 245 | 186 | 0 | 696 | 1278 | 338 | 473 | 2089 |
| 1988 | 2854 | 57 | 85 | 108 | 242 | 222 | 0 | 714 | 1274 | 275 | 591 | 2140 |
| 1987 | 2708 | 27 | 73 | 116 | 222 | 226 | 0 | 664 | 1209 | 306 | 529 | 2044 |
| 1986 | 2612 | 5 | 49 | 83 | 198 | 267 | 0 | 602 | 1159 | 249 | 602 | 2010 |
| 1985 | 2302 | 3 | 40 | 87 | 189 | 208 | 0 | 527 | 876 | 235 | 664 | 1775 |
| SCHOHARIE COUNTY | | | | | | | | | | | | |
| 1989 | 847 | 1 | 6 | 19 | 54 | 67 | 0 | 147 | 326 | 69 | 305 | 700 |
| 1988 | 714 | 2 | 15 | 23 | 36 | 55 | 0 | 131 | 332 | 68 | 183 | 583 |
| 1987 | 728 | 0 | 10 | 13 | 43 | 44 | 0 | 110 | 333 | 78 | 207 | 618 |
| 1986 | 810 | 0 | 5 | 21 | 67 | 48 | 0 | 141 | 342 | 113 | 214 | 669 |
| 1985 | 667 | 0 | 2 | 20 | 40 | 30 | 0 | 92 | 272 | 95 | 208 | 575 |
| SCHUYLER COUNTY | | | | | | | | | | | | |
| 1989 | 479 | 2 | 2 | 6 | 33 | 50 | 0 | 93 | 179 | 86 | 121 | 386 |
| 1988 | 419 | 1 | 3 | 17 | 34 | 40 | 0 | 95 | 154 | 81 | 89 | 324 |
| 1987 | 355 | 0 | 4 | 7 | 15 | 27 | 0 | 53 | 149 | 66 | 87 | 302 |
| 1986 | 333 | 0 | 4 | 8 | 21 | 30 | 0 | 63 | 116 | 64 | 90 | 270 |
| 1985 | 337 | 0 | 6 | 11 | 27 | 28 | 0 | 72 | 126 | 61 | 78 | 265 |
| SENECA COUNTY | | | | | | | | | | | | |
| 1989 | 1091 | 1 | 31 | 30 | 65 | 80 | 0 | 207 | 434 | 178 | 272 | 884 |
| 1988 | 932 | 4 | 8 | 19 | 74 | 68 | 0 | 173 | 395 | 140 | 224 | 759 |
| 1987 | 772 | 6 | 2 | 12 | 65 | 66 | 0 | 151 | 309 | 128 | 184 | 621 |
| 1986 | 744 | 1 | 7 | 19 | 55 | 70 | 0 | 152 | 314 | 102 | 176 | 592 |
| 1985 | 748 | 1 | 8 | 13 | 74 | 55 | 0 | 151 | 289 | 120 | 188 | 597 |

STATE OF NEW YORK - DIVISION OF CRIMINAL JUSTICE SERVICES
 OJSA - BUREAU OF CRIMINAL JUSTICE STATISTICAL SERVICES

ADULT FELONY AND MISDEMEANOR ARRESTS REPORTED TO DCJS: 1985 - 1989

CLASS AND CATEGORY OF TOP ARREST CHARGE

| | GRAND TOTAL | FELONY ARRESTS | | | | | | TOTAL FELONY | MISDEMEANOR ARRESTS | | | |
|-----------------|----------------|----------------|------|------|------|------|------|-----------------|---------------------|------|------|----------------|
| | | A | B | C | D | E | UNK. | | A | B | U | TOTAL MISD. |
| STEBEN COUNTY | | | | | | | | | | | | |
| 1989 | 1893 | 5 | 33 | 44 | 185 | 158 | 0 | 425 | 725 | 313 | 430 | 1468 |
| 1988 | 1608 | 3 | 11 | 40 | 161 | 95 | 0 | 310 | 655 | 229 | 414 | 1298 |
| 1987 | 1527 | 1 | 20 | 50 | 170 | 108 | 0 | 349 | 571 | 205 | 402 | 1178 |
| 1986 | 1517 | 2 | 15 | 46 | 140 | 130 | 0 | 333 | 537 | 201 | 446 | 1184 |
| 1985 | 1411 | 1 | 9 | 33 | 138 | 116 | 0 | 297 | 528 | 222 | 364 | 1114 |
| SUFFOLK COUNTY | | | | | | | | | | | | |
| 1989 | 26648 | 134 | 2473 | 1058 | 2656 | 1350 | 0 | 7671 | 9840 | 2920 | 6217 | 18977 |
| 1988 | 26223 | 123 | 1520 | 961 | 2501 | 1299 | 0 | 6404 | 9039 | 2958 | 7822 | 19819 |
| 1987 | 23402 | 214 | 996 | 962 | 2135 | 1079 | 0 | 5386 | 7365 | 2202 | 8449 | 18016 |
| 1986 | 21640 | 137 | 700 | 887 | 2280 | 1291 | 0 | 5295 | 6270 | 2126 | 7949 | 16345 |
| 1985 | 22168 | 172 | 651 | 909 | 2201 | 1309 | 0 | 5242 | 5982 | 1935 | 9009 | 16926 |
| SULLIVAN COUNTY | | | | | | | | | | | | |
| 1989 | 3162 | 30 | 169 | 125 | 299 | 242 | 0 | 865 | 1385 | 266 | 646 | 2297 |
| 1988 | 3023 | 26 | 174 | 122 | 314 | 234 | 0 | 870 | 1339 | 229 | 585 | 2153 |
| 1987 | 2609 | 13 | 94 | 99 | 293 | 215 | 0 | 714 | 1134 | 208 | 553 | 1895 |
| 1986 | 2185 | 9 | 60 | 117 | 263 | 188 | 0 | 637 | 902 | 154 | 492 | 1548 |
| 1985 | 2097 | 6 | 35 | 103 | 230 | 134 | 0 | 508 | 874 | 187 | 528 | 1589 |
| TIOGA COUNTY | | | | | | | | | | | | |
| 1989 | 972 | 1 | 13 | 20 | 77 | 85 | 0 | 196 | 377 | 155 | 244 | 776 |
| 1988 | 1003 | 2 | 7 | 19 | 75 | 98 | 0 | 201 | 376 | 120 | 306 | 802 |
| 1987 | 834 | 8 | 15 | 15 | 51 | 80 | 0 | 169 | 329 | 98 | 238 | 665 |
| 1986 | 875 | 1 | 13 | 21 | 69 | 82 | 0 | 186 | 332 | 125 | 232 | 689 |
| 1985 | 773 | 2 | 6 | 13 | 50 | 72 | 0 | 143 | 289 | 89 | 252 | 630 |
| TOMPKINS COUNTY | | | | | | | | | | | | |
| 1989 | 2046 | 3 | 33 | 44 | 180 | 121 | 0 | 381 | 970 | 236 | 459 | 1665 |
| 1988 | 1992 | 4 | 44 | 56 | 167 | 103 | 0 | 374 | 956 | 236 | 426 | 1618 |
| 1987 | 1950 | 3 | 38 | 73 | 188 | 98 | 0 | 400 | 905 | 234 | 411 | 1550 |
| 1986 | 1695 | 2 | 23 | 49 | 127 | 100 | 0 | 301 | 808 | 204 | 382 | 1394 |
| 1985 | 1754 | 2 | 18 | 52 | 139 | 79 | 0 | 290 | 701 | 382 | 381 | 1464 |

STATE OF NEW YORK - DIVISION OF CRIMINAL JUSTICE SERVICES
 OJSA - BUREAU OF CRIMINAL JUSTICE STATISTICAL SERVICES
 ADULT FELONY AND MISDEMEANOR ARRESTS REPORTED TO DCJS: 1985 - 1989

| | CLASS AND CATEGORY OF TOP ARREST CHARGE | | | | | | | | | | | |
|---------------------------|---|----------------|-----|-----|------|------|------|--------------|---------------------|------|------|-------------|
| | GRAND TOTAL | FELONY ARRESTS | | | | | | | MISDEMEANOR ARRESTS | | | |
| | | A | B | C | D | E | UNK. | TOTAL FELONY | A | B | U | TOTAL MISD. |
| ULSTER COUNTY | | | | | | | | | | | | |
| 1989 | 4315 | 17 | 159 | 96 | 422 | 357 | 0 | 1051 | 1978 | 479 | 807 | 3264 |
| 1988 | 4172 | 29 | 97 | 139 | 378 | 335 | 0 | 978 | 1848 | 510 | 836 | 3194 |
| 1987 | 3770 | 23 | 68 | 133 | 319 | 327 | 0 | 870 | 1657 | 416 | 827 | 2900 |
| 1986 | 3658 | 8 | 62 | 106 | 402 | 331 | 0 | 909 | 1610 | 382 | 757 | 2749 |
| 1985 | 3463 | 9 | 100 | 118 | 364 | 268 | 0 | 859 | 1455 | 346 | 803 | 2604 |
| WARREN COUNTY | | | | | | | | | | | | |
| 1989 | 2207 | 1 | 34 | 54 | 188 | 132 | 0 | 409 | 997 | 213 | 588 | 1798 |
| 1988 | 2050 | 11 | 32 | 53 | 160 | 143 | 0 | 399 | 919 | 171 | 561 | 1651 |
| 1987 | 2006 | 7 | 31 | 36 | 144 | 80 | 0 | 298 | 779 | 135 | 794 | 1708 |
| 1986 | 1823 | 3 | 16 | 60 | 145 | 107 | 0 | 331 | 756 | 150 | 586 | 1492 |
| 1985 | 1642 | 2 | 12 | 32 | 120 | 101 | 0 | 267 | 649 | 92 | 634 | 1375 |
| WASHINGTON COUNTY | | | | | | | | | | | | |
| 1989 | 1459 | 4 | 21 | 50 | 91 | 128 | 0 | 294 | 543 | 118 | 504 | 1165 |
| 1988 | 1180 | 1 | 6 | 26 | 74 | 87 | 0 | 194 | 387 | 152 | 447 | 986 |
| 1987 | 1312 | 3 | 15 | 24 | 122 | 97 | 0 | 261 | 417 | 126 | 508 | 1051 |
| 1986 | 1115 | 1 | 17 | 27 | 102 | 104 | 0 | 251 | 385 | 130 | 349 | 864 |
| 1985 | 1124 | 1 | 10 | 33 | 89 | 93 | 0 | 226 | 353 | 113 | 432 | 898 |
| WAYNE COUNTY | | | | | | | | | | | | |
| 1989 | 2666 | 5 | 90 | 30 | 160 | 157 | 0 | 442 | 1096 | 530 | 598 | 2224 |
| 1988 | 2579 | 9 | 34 | 33 | 169 | 120 | 0 | 365 | 1050 | 547 | 617 | 2214 |
| 1987 | 2444 | 4 | 24 | 51 | 178 | 105 | 0 | 362 | 1015 | 464 | 603 | 2082 |
| 1986 | 2489 | 8 | 36 | 50 | 162 | 149 | 0 | 405 | 961 | 456 | 667 | 2084 |
| 1985 | 2521 | 1 | 23 | 57 | 193 | 126 | 0 | 400 | 958 | 430 | 733 | 2121 |
| WESTCHESTER COUNTY | | | | | | | | | | | | |
| 1989 | 20353 | 117 | 960 | 913 | 2755 | 1389 | 0 | 6134 | 10198 | 1128 | 2893 | 14219 |
| 1988 | 18995 | 133 | 922 | 792 | 2105 | 1279 | 0 | 5231 | 9996 | 1139 | 2629 | 13764 |
| 1987 | 17036 | 172 | 964 | 729 | 1804 | 1011 | 0 | 4680 | 8872 | 1038 | 2446 | 12356 |
| 1986 | 15501 | 104 | 554 | 638 | 1857 | 1280 | 0 | 4433 | 7266 | 1078 | 2724 | 11068 |
| 1985 | 14985 | 80 | 430 | 599 | 1812 | 1329 | 0 | 4250 | 6539 | 1066 | 3130 | 10735 |

STATE OF NEW YORK - DIVISION OF CRIMINAL JUSTICE SERVICES
 OJSA - BUREAU OF CRIMINAL JUSTICE STATISTICAL SERVICES

ADULT FELONY AND MISDEMEANOR ARRESTS REPORTED TO DCJS: 1985 - 1989

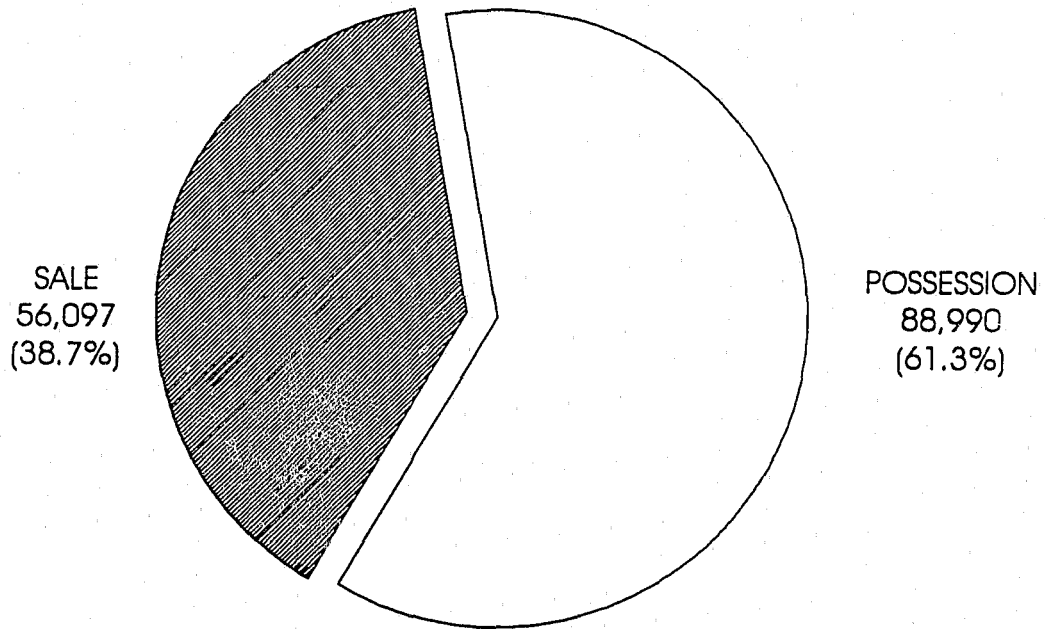
CLASS AND CATEGORY OF TOP ARREST CHARGE

| | GRAND TOTAL | FELONY ARRESTS | | | | | | TOTAL FELONY | MISDEMEANOR ARRESTS | | | TOTAL MISD. |
|----------------|----------------|----------------|----|----|----|----|------|-----------------|---------------------|-----|-----|----------------|
| | | A | B | C | D | E | UNK. | | A | B | U | |
| WYOMING COUNTY | | | | | | | | | | | | |
| 1989 | 788 | 1 | 10 | 10 | 62 | 75 | 0 | 158 | 325 | 97 | 208 | 630 |
| 1988 | 784 | 3 | 7 | 10 | 53 | 56 | 0 | 129 | 318 | 103 | 234 | 655 |
| 1987 | 639 | 1 | 6 | 14 | 67 | 42 | 0 | 130 | 217 | 78 | 214 | 509 |
| 1986 | 619 | 1 | 5 | 14 | 48 | 54 | 0 | 122 | 218 | 76 | 203 | 497 |
| 1985 | 650 | 2 | 5 | 6 | 66 | 50 | 0 | 129 | 256 | 80 | 185 | 521 |
| YATES COUNTY | | | | | | | | | | | | |
| 1989 | 299 | 1 | 4 | 14 | 30 | 27 | 0 | 76 | 123 | 49 | 51 | 223 |
| 1988 | 364 | 0 | 4 | 11 | 43 | 33 | 0 | 91 | 161 | 54 | 58 | 273 |
| 1987 | 277 | 0 | 6 | 10 | 28 | 22 | 0 | 66 | 126 | 33 | 52 | 211 |
| 1986 | 282 | 0 | 4 | 15 | 28 | 35 | 0 | 82 | 102 | 42 | 56 | 200 |
| 1985 | 273 | 0 | 6 | 5 | 14 | 31 | 0 | 56 | 127 | 26 | 64 | 217 |

NEW YORK STATE 1989 DRUG ARRESTS

DISTRIBUTION BY OFFENSE AND DRUG TYPE

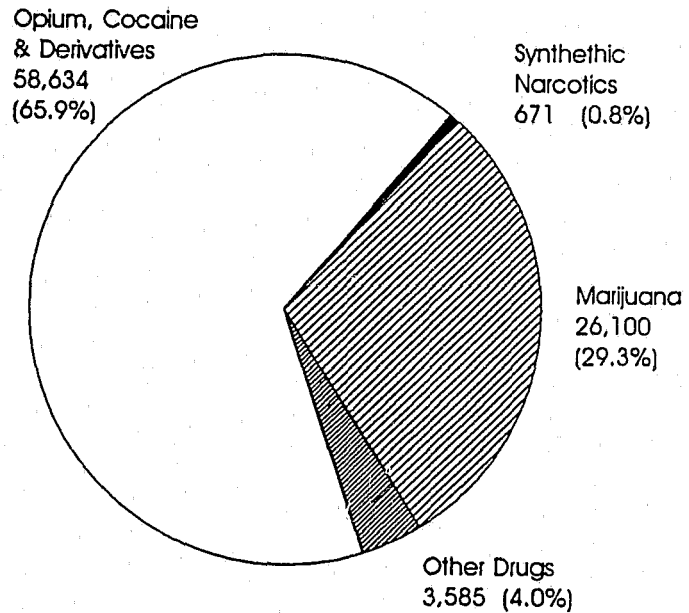
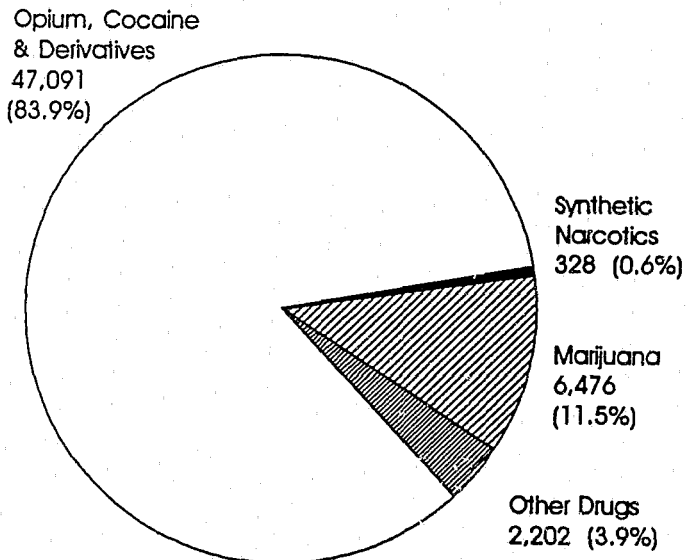
TOTAL DRUG ARRESTS = 145,087



DRUG TYPES

SALE ARRESTS

POSSESSION ARRESTS



INDICTMENTS AND DISPOSITIONS

The following tables present data on felony indictments and dispositions for 1989 and 1988. This information is obtained from a statistical reporting system based on individual reports of each indictment and each disposition submitted by district attorneys and special prosecutors throughout the State. The unit of count in this reporting system is the defendant/indictment; that is:

- o When several defendants are named in one proceeding or indictment, each defendant is counted separately; and*
- o When one defendant is named in multiple proceedings or indictments, each indictment is counted separately.*

The use of offender-based statistics and the tracking of each defendant from time of indictment until final disposition makes possible the measuring of elapsed time between various stages in processing. The median time is obtained by ranking all the values in a specific category (for example, time from indictment to disposition) and choosing the middle number - that is, the number with an equal amount of values above and below it. As a result, the median values are not influenced by very large or very small numbers which can affect averages.

It should be noted that the disposition data reported in these tables pertain to cases handled during the specified year by the superior courts. These dispositions may be for indictments in the same or previous years.

DEFENDANT - INDICTMENTS

- o A total of 78,377 felony indictments were reported in New York State in 1989, a 17.4 percent increase from the 66,753 felony indictments reported for 1988.*
- o Felony drug indictments in New York State increased from 26,551 in 1988 to 36,365 in 1989, a rise of 37.0 percent.*
- o Drug indictments accounted for 46.4 percent of the statewide total in 1989 compared to 39.8 percent in 1988.*
- o In New York City in 1989, felony indictments totaled 53,475, an increase of 19.4 percent from the 44,789 felony indictments reported in 1988.*
- o Drug indictments in New York City increased from 21,575 in 1988 to 28,498 in 1989, a rise of 32.1 percent.*
- o In 1989, 53.3 percent of the New York City indictments were for drugs compared to 48.2 percent in 1988.*
- o New York City felony indictments accounted for 68.2 percent of the State indictment total and 78.4 percent of the felony drug indictments were for New York City.*
- o In the Suburban Area of New York City (Nassau, Suffolk, Rockland and Westchester counties) felony indictments increased by 17.5 percent from 1988 to 1989 and felony drug indictments rose 67.0 percent.*

- o *Drug indictments accounted for 42.7 percent of the Suburban Area indictment total in 1989 compared to 30.0 percent in 1988.*
- o *In the Upstate area, felony indictments increased from 13,400 in 1988 to 14,852 in 1989, a rise of 10.8 percent.*
- o *In 1989, felony drug indictments in the Upstate Area represented 24.4 percent of the indictment total compared to 18.2 percent in 1988.*
- o *Statewide, Class A drug indictments increased from 2,273 in 1988 to 2,745 in 1989, an increase of 20.8 percent.*

DISPOSITIONS OF FELONY INDICTMENTS - New York State

- o *Dispositions include felony indictments for which the judicial proceedings were completed by dismissal, acquittal, other court action, or by conviction and sentence.*
- o *A record high of 66,531 dispositions were reported in New York State in 1989, 13.6 percent above the 58,562 dispositions reported in 1988.*
- o *Drug dispositions totaled 28,291 in 1989, 37.1 percent above the 20,637 reported in 1988.*
- o *In 1989, drug dispositions accounted for 42.5 percent of the disposition total compared to 35.2 percent in 1988.*
- o *In 1989, the 4,081 trials were slightly less than the 4,101 trials reported in 1988 despite the 13.6 percent increase in dispositions*
- o *Trials for drug indictments increased from 750 in 1988 to 966 in 1989, a rise of 28.8 percent.*
- o *For all trials in 1989, the conviction rate was 75.6 versus 69.7 percent in 1988.*
- o *For trials for drug indictments in 1989, the conviction rate was 79.1 percent compared to 75.7 percent in 1988.*
- o *State prison sentences totaled 26,046 in 1989, up 23.1 percent from 1988.*
- o *Prison sentences resulting from drug indictments increased from 7,913 in 1988 to 12,095 in 1989, a rise of 52.8 percent.*
- o *In 1989, 46.4 percent of the prison sentences were for drug indictments compared to 37.4 percent in 1988.*
- o *Youthful Offender adjudications dropped from 9.1 percent of the conviction total in 1988 to 8.1 percent in 1989.*
- o *In 1989, 33.4 percent of the Youthful Offender adjudications resulted from drug indictments compared to 27.1 percent in 1988.*
- o *Dispositions of Class A drug indictments increased from 1,861 in 1988 to 2,150 in 1989, a rise of 15.5 percent.*
- o *The median processing time from indictment to disposition for all felony dispositions in New York State decreased from 85 days in 1988 to 83 days in 1989.*

NEW YORK STATE
DEFENDANT - INDICTMENTS
 FELONY CHARGE
 NEW YORK STATE, NEW YORK CITY, SUBURBAN NEW YORK CITY, UPSTATE
 1989/1988

| | | | 1989 CHANGE FROM 1988 | | PERCENT DISTRIBUTION | |
|------------------------------|--------|--------|-----------------------|---------|----------------------|-------|
| | 1989 | 1988 | VOLUME | PERCENT | 1989 | 1988 |
| All Felonies | | | | | | |
| New York State | 78,377 | 66,753 | +11,624 | +17.4 | 100.0 | 100.0 |
| New York City | 53,475 | 44,789 | +8,686 | +19.4 | 100.0 | 100.0 |
| Suburban New York City | 9,860 | 8,391 | +1,469 | +17.5 | 100.0 | 100.0 |
| Upstate | 14,852 | 13,400 | +1,452 | +10.8 | 100.0 | 100.0 |
| Non-Drug Felonies | | | | | | |
| New York State | 42,012 | 40,202 | +1,810 | +4.5 | 53.6 | 60.2 |
| New York City | 24,977 | 23,214 | +1,763 | +7.6 | 46.7 | 51.8 |
| Suburban New York City | 5,653 | 5,872 | -21.9 | -3.7 | 57.3 | 70.0 |
| Upstate | 11,222 | 10,966 | +15.6 | +1.4 | 75.6 | 81.8 |
| Drug Felonies | | | | | | |
| New York State | 36,365 | 26,551 | +9,814 | +37.0 | 46.4 | 39.8 |
| New York City | 28,498 | 21,575 | +6,923 | +32.1 | 53.3 | 48.2 |
| Suburban New York City | 4,207 | 2,519 | +1,688 | +67.0 | 42.7 | 30.0 |
| Upstate | 3,630 | 2,434 | 1,196 | +49.1 | 24.4 | 18.2 |
| Class A Drug Felonies | | | | | | |
| New York State | 2,745 | 2,273 | +472 | +20.8 | 3.5 | 3.4 |
| New York City | 1,938 | 1,473 | +465 | +31.6 | 3.6 | 3.3 |
| Suburban New York City | 282 | 285 | -3 | -1.1 | 2.9 | 3.4 |
| Upstate | 500 | 501 | -1 | -0.2 | 3.4 | 3.7 |

Note: Suburban New York City includes Nassau, Suffolk, Rockland and Westchester counties.

1. State total includes data from Special Nursing Home Prosecutor and Organized Crime Task Force which are not included in area breakdown.

**NEW YORK STATE
REPORTED FELONY INDICTMENTS, DISPOSITIONS AND CONVICTIONS**

(BY COUNTY)

1989/1988

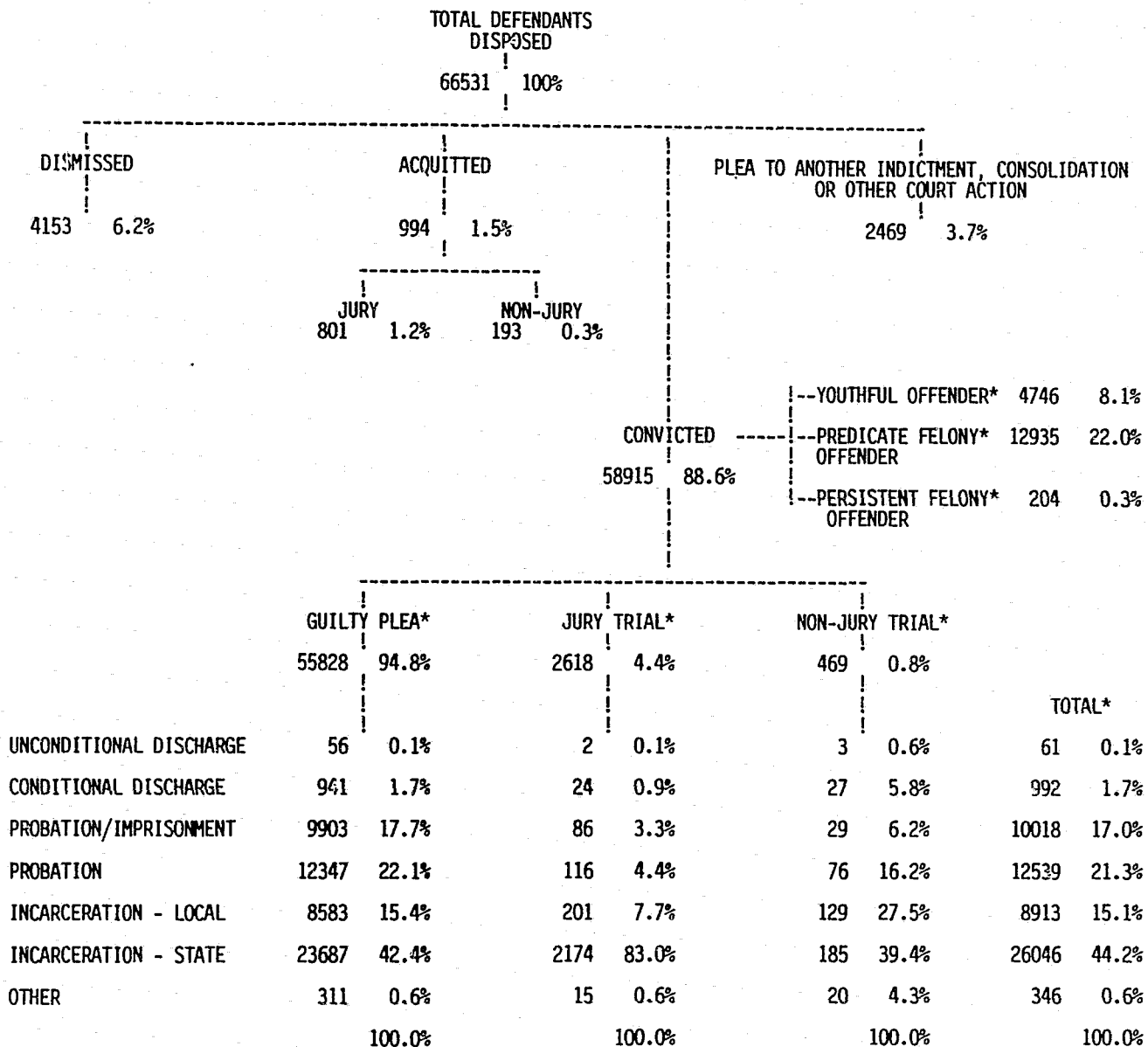
| | INDICTMENTS | | | | DISPOSITIONS | | | | CONVICTIONS | | | |
|-------------|-----------------------|--------|-------|---------|-----------------------|-------|-------|---------|-----------------------|-------|-------|---------|
| | 1989 Change From 1988 | | | | 1989 Change From 1988 | | | | 1989 Change From 1988 | | | |
| | 1989 | 1988 | Vol | % | 1989 | 1988 | Vol | % | 1989 | 1988 | Vol | % |
| Albany | 658 | 391 | 267 | 68.3% | 495 | 353 | 142 | 40.2% | 455 | 317 | 138 | 43.5% |
| Allegany | 89 | 80 | 9 | 11.3% | 78 | 76 | 2 | 2.6% | 74 | 73 | 1 | 1.4% |
| Broome | 526 | 471 | 55 | 11.7% | 488 | 440 | 48 | 10.9% | 445 | 405 | 40 | 9.9% |
| Cattaraugus | 165 | 151 | 14 | 9.3% | 162 | 155 | 7 | 4.5% | 157 | 152 | 5 | 3.3% |
| Cayuga | 81 | 131 | -50 | -38.2% | 88 | 114 | -26 | -22.8% | 85 | 110 | -25 | -22.7% |
| Chautauqua | 279 | 225 | 54 | 24.0% | 197 | 208 | -11 | -5.3% | 166 | 189 | -23 | -12.2% |
| Chemung | 287 | 305 | -18 | -5.9% | 272 | 321 | -49 | -15.3% | 268 | 315 | -47 | -14.9% |
| Chenango | 39 | 46 | -7 | -15.2% | 48 | 36 | 12 | 33.3% | 46 | 33 | 13 | 39.4% |
| Clinton | 140 | 152 | -12 | -7.9% | 120 | 185 | -65 | -35.1% | 115 | 148 | -33 | -22.3% |
| Columbia | 92 | 118 | -26 | -22.0% | 90 | 72 | 18 | 25.0% | 85 | 57 | 28 | 49.1% |
| Cortland | 131 | 111 | 20 | 18.0% | 100 | 119 | -19 | -16.0% | 92 | 108 | -16 | -14.8% |
| Delaware | 23 | 30 | -7 | -23.3% | 27 | 22 | 5 | 22.7% | 26 | 21 | 5 | 23.8% |
| Dutchess | 438 | 465 | -27 | -5.8% | 412 | 414 | -2 | -0.5% | 393 | 382 | 11 | 2.9% |
| Erie | 1,451 | 1,366 | 85 | 6.2% | 1,418 | 1,454 | -36 | -2.5% | 1,232 | 1,259 | -27 | -2.1% |
| Essex | 64 | 113 | -49 | -43.4% | 95 | 70 | 25 | 35.7% | 55 | 44 | 11 | 25.0% |
| Franklin | 66 | 66 | 0 | 0.0% | 61 | 54 | 7 | 13.0% | 48 | 48 | 0 | 0.0% |
| Fulton | 96 | 85 | 11 | 12.9% | 95 | 51 | 44 | 86.3% | 86 | 39 | 47 | 120.5% |
| Genesee | 120 | 99 | 21 | 21.2% | 101 | 102 | -1 | -1.0% | 98 | 98 | 0 | 0.0% |
| Greene | 62 | 106 | -44 | -41.5% | 80 | 64 | 16 | 25.0% | 66 | 58 | 8 | 13.8% |
| Hamilton | 0 | 5 | -5 | -100.0% | 0 | 5 | -5 | -100.0% | 0 | 4 | -4 | -100.0% |
| Herkimer | 134 | 92 | 42 | 45.7% | 87 | 100 | -13 | -13.0% | 80 | 82 | -2 | -2.4% |
| Jefferson | 424 | 370 | 54 | 14.6% | 354 | 390 | -36 | -9.2% | 329 | 363 | -34 | -9.4% |
| Kings | 14,035 | 10,736 | 3,299 | 30.7% | 11,800 | 9,753 | 2,047 | 21.0% | 9,366 | 8,101 | 1,265 | 15.6% |
| Lewis | 31 | 85 | -54 | -63.5% | 23 | 53 | -30 | -56.6% | 20 | 40 | -20 | -50.0% |
| Livingston | 232 | 234 | -2 | -0.9% | 235 | 239 | -4 | -1.7% | 231 | 231 | 0 | 0.0% |
| Madison | 97 | 94 | 3 | 3.2% | 102 | 91 | 11 | 12.1% | 96 | 81 | 15 | 18.5% |
| Monroe | 2,014 | 1,536 | 478 | 31.1% | 1,687 | 1,438 | 249 | 17.3% | 1,469 | 1,290 | 179 | 13.9% |
| Montgomery | 154 | 126 | 28 | 22.2% | 132 | 102 | 30 | 29.4% | 124 | 92 | 32 | 34.8% |
| Nassau | 3,544 | 3,119 | 425 | 13.6% | 3,308 | 2,701 | 607 | 22.5% | 3,224 | 2,607 | 617 | 23.7% |
| New York | 11,564 | 7,799 | 3,765 | 48.3% | 9,045 | 6,749 | 2,296 | 34.0% | 8,128 | 5,936 | 2,192 | 36.9% |

| | | | | | | | | | | | | |
|-------------------------|--------|-------|------|--------|-------|-------|-------|--------|-------|-------|------|--------|
| Niagara | 275 | 286 | -11 | -3.8% | 231 | 319 | -88 | -27.6% | 212 | 287 | -75 | -26.1% |
| Oneida | 777 | 637 | 140 | 22.0% | 678 | 632 | 46 | 7.3% | 629 | 579 | 50 | 8.6% |
| Onondaga | 1,316 | 1,234 | 82 | 6.6% | 1,078 | 1,083 | -5 | -0.5% | 1,015 | 1,021 | -6 | -0.6% |
| Ontario | 271 | 301 | -30 | -10.0% | 254 | 293 | -39 | -13.3% | 247 | 285 | -38 | -13.3% |
| Orange | 764 | 691 | 73 | 10.6% | 719 | 623 | 96 | 15.4% | 678 | 592 | 86 | 14.5% |
| Orleans | 123 | 98 | 25 | 25.5% | 108 | 103 | 5 | 4.9% | 104 | 97 | 7 | 7.2% |
| Oswego | 210 | 165 | 45 | 27.3% | 199 | 175 | 24 | 13.7% | 193 | 169 | 24 | 14.2% |
| Otsego | 76 | 67 | 9 | 13.4% | 77 | 52 | 25 | 48.1% | 70 | 48 | 22 | 45.8% |
| Putnam | 191 | 169 | 22 | 13.0% | 174 | 162 | 12 | 7.4% | 157 | 151 | 6 | 4.0% |
| Queens | 10,087 | 9,248 | 839 | 9.1% | 9,252 | 8,621 | 631 | 7.3% | 8,368 | 7,790 | 578 | 7.4% |
| Rensselaer | 328 | 296 | 32 | 10.8% | 232 | 161 | 71 | 44.1% | 203 | 149 | 54 | 36.2% |
| Richmond | 591 | 548 | 43 | 7.8% | 471 | 499 | -28 | -5.6% | 443 | 467 | -24 | -5.1% |
| Rockland | 413 | 392 | 21 | 5.4% | 341 | 345 | -4 | -1.2% | 339 | 340 | -1 | -0.3% |
| St. Lawrence | 199 | 201 | -2 | -1.0% | 226 | 210 | 16 | 7.6% | 211 | 191 | 20 | 10.5% |
| Saratoga | 240 | 184 | 56 | 30.4% | 212 | 156 | 56 | 35.9% | 187 | 137 | 50 | 36.5% |
| Schenectady | 315 | 340 | -25 | -7.4% | 310 | 228 | 82 | 36.0% | 269 | 199 | 70 | 35.2% |
| Schoharie | 47 | 62 | -15 | -24.2% | 50 | 70 | -20 | -28.6% | 45 | 62 | -17 | -27.4% |
| Schuyler | 35 | 39 | -4 | -10.3% | 34 | 33 | 1 | 3.0% | 26 | 18 | 8 | 44.4% |
| Seneca | 97 | 94 | 3 | 3.2% | 87 | 94 | -7 | -7.4% | 81 | 91 | -10 | -11.0% |
| Steuben | 278 | 219 | 59 | 26.9% | 204 | 228 | -24 | -10.5% | 188 | 208 | -20 | -9.6% |
| Suffolk | 3,339 | 2,980 | 359 | 12.0% | 2,885 | 2,535 | 350 | 13.8% | 2,720 | 2,370 | 350 | 14.8% |
| Sullivan | 308 | 346 | -38 | -11.0% | 345 | 302 | 43 | 14.2% | 328 | 289 | 39 | 13.5% |
| Tioga | 84 | 62 | 22 | 35.5% | 56 | 60 | -4 | -6.7% | 54 | 57 | -3 | -5.3% |
| Tompkins | 158 | 125 | 33 | 26.4% | 142 | 135 | 7 | 5.2% | 127 | 114 | 13 | 11.4% |
| Ulster | 321 | 283 | 38 | 13.4% | 251 | 241 | 10 | 4.1% | 222 | 210 | 12 | 5.7% |
| Warren | 98 | 81 | 17 | 21.0% | 86 | 75 | 11 | 14.7% | 82 | 54 | 28 | 51.9% |
| Washington | 88 | 56 | 32 | 57.1% | 67 | 57 | 10 | 17.5% | 61 | 50 | 11 | 22.0% |
| Wayne | 242 | 187 | 55 | 29.4% | 202 | 201 | 1 | 0.5% | 199 | 188 | 11 | 5.9% |
| Westchester | 2,564 | 1,900 | 664 | 34.9% | 2,247 | 1,740 | 507 | 29.1% | 2,109 | 1,620 | 489 | 30.2% |
| Wyoming | 91 | 72 | 19 | 26.4% | 99 | 77 | 22 | 28.6% | 96 | 76 | 20 | 26.3% |
| Yates | 27 | 52 | -25 | -48.1% | 45 | 45 | 0 | 0.0% | 43 | 44 | -1 | -2.3% |
| Bronx | 10,871 | 9,684 | 1187 | 12.3% | 8,110 | 7,031 | 1,079 | 15.3% | 7,114 | 6,169 | 945 | 15.3% |
| Special Narcotics | 6,272 | 6,730 | -458 | -6.8% | 5,688 | 5,785 | -97 | -1.7% | 4,894 | 5,144 | -250 | -4.9% |
| Spec Pros NYC | 55 | 44 | 11 | 25.0% | 56 | 63 | -7 | -11.1% | 44 | 51 | -7 | -13.7% |
| Spec Pros Nursing Homes | 130 | 128 | 2 | 1.6% | 75 | 130 | -55 | -42.3% | 67 | 97 | -30 | -30.9% |
| Organ. Crime Task Force | 60 | 45 | 15 | 33.3% | 40 | 67 | -27 | -40.3% | 31 | 57 | -26 | -45.6% |

| | | | | | | | | | | | | |
|----------------|--------|--------|--------|-------|--------|--------|-------|-------|--------|--------|-------|-------|
| NY State Total | 78,377 | 66,753 | 11,624 | 17.4% | 66,531 | 58,562 | 7,969 | 13.6% | 58,915 | 52,154 | 6,761 | 13.0% |
|----------------|--------|--------|--------|-------|--------|--------|-------|-------|--------|--------|-------|-------|

FELONY DEFENDANT PROCESSING FLOW

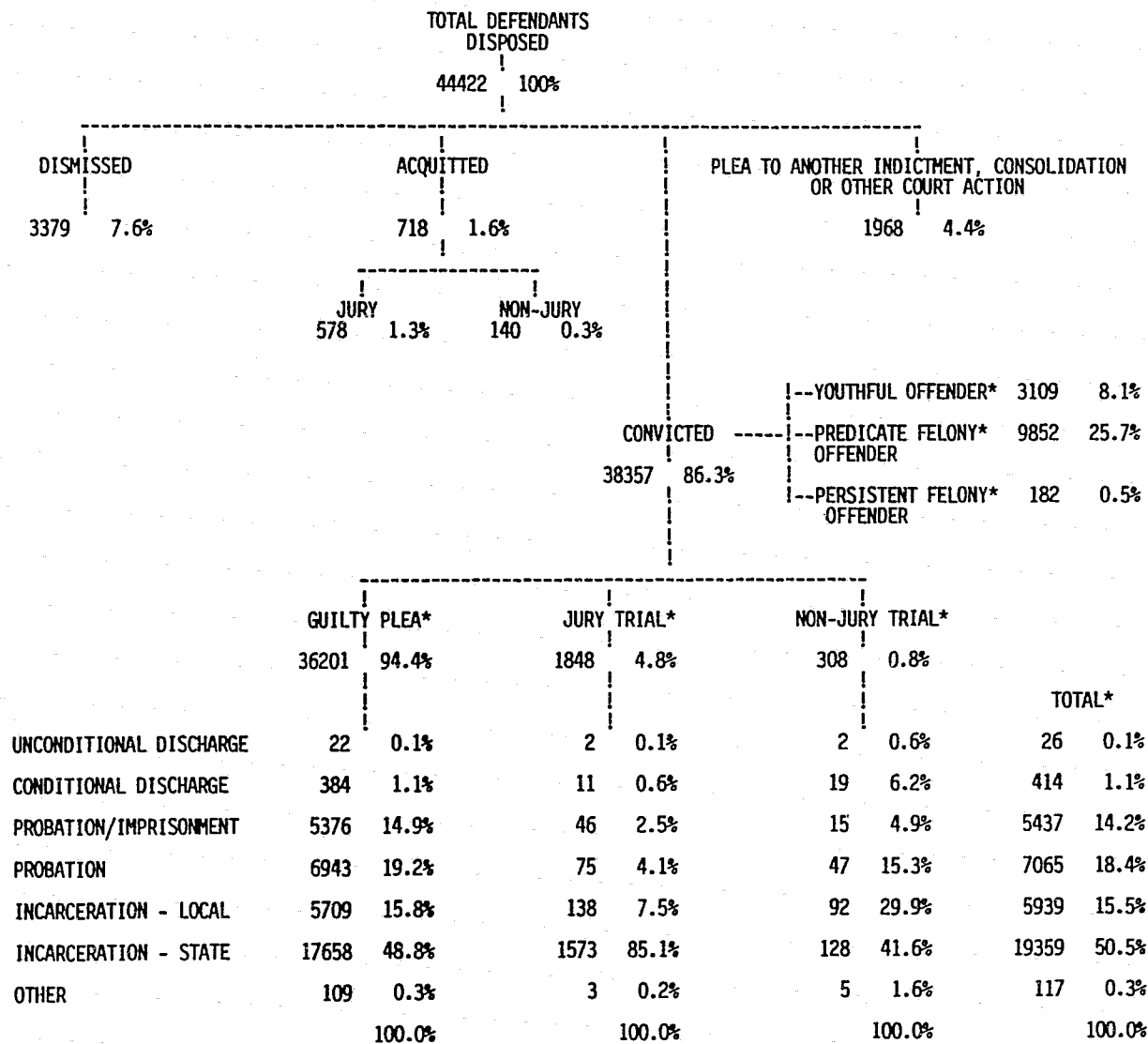
NEW YORK STATE
 JANUARY 1, 1989 THROUGH DECEMBER 31, 1989



* NOTE: PERCENT OF TOTAL CONVICTED

FELONY DEFENDANT PROCESSING FLOW

NEW YORK CITY
 JANUARY 1, 1989 THROUGH DECEMBER 31, 1989

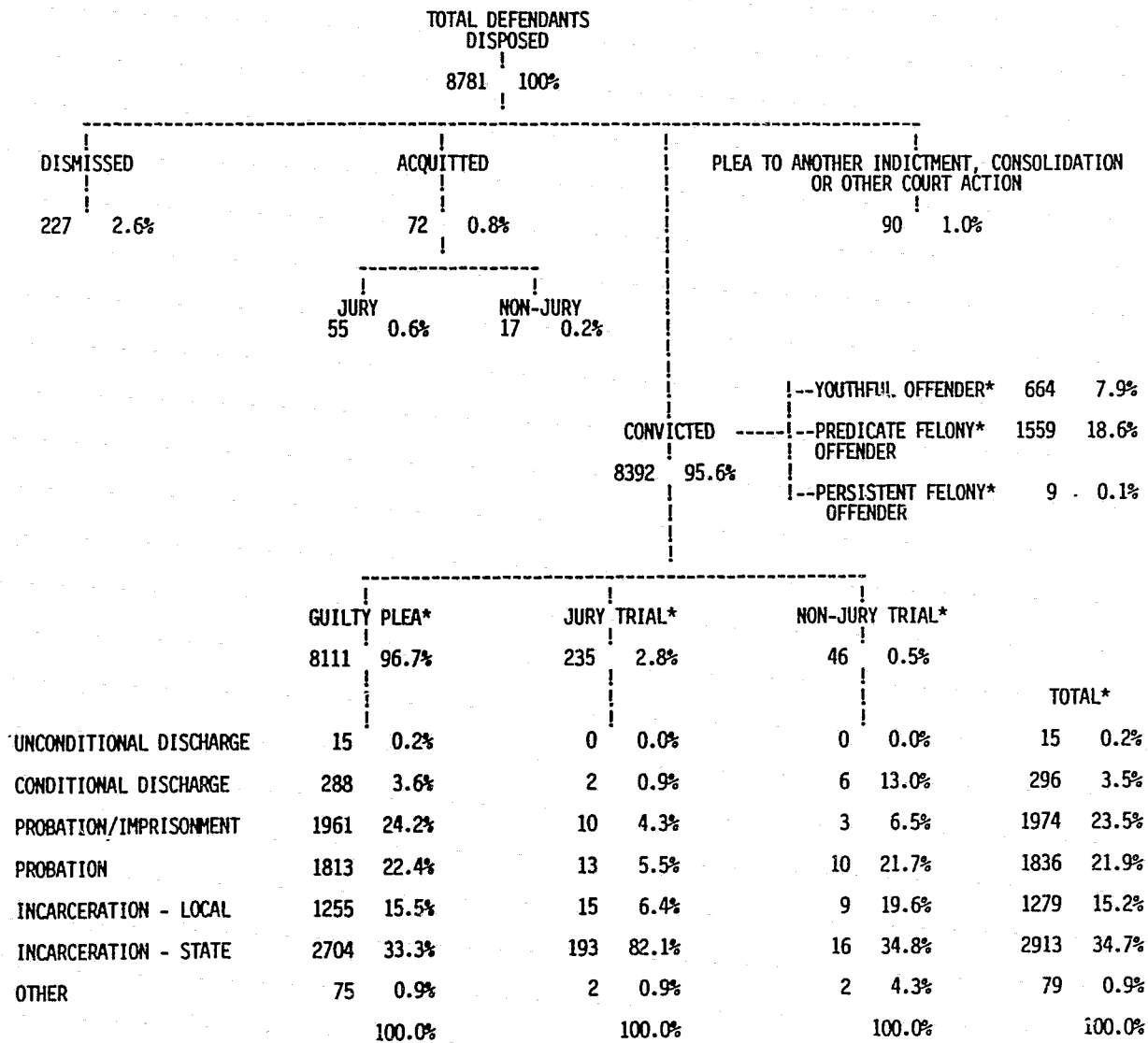


* NOTE: PERCENT OF TOTAL CONVICTED

DCJS -- DIVISION OF CRIMINAL JUSTICE SERVICES

FELONY DEFENDANT PROCESSING FLOW

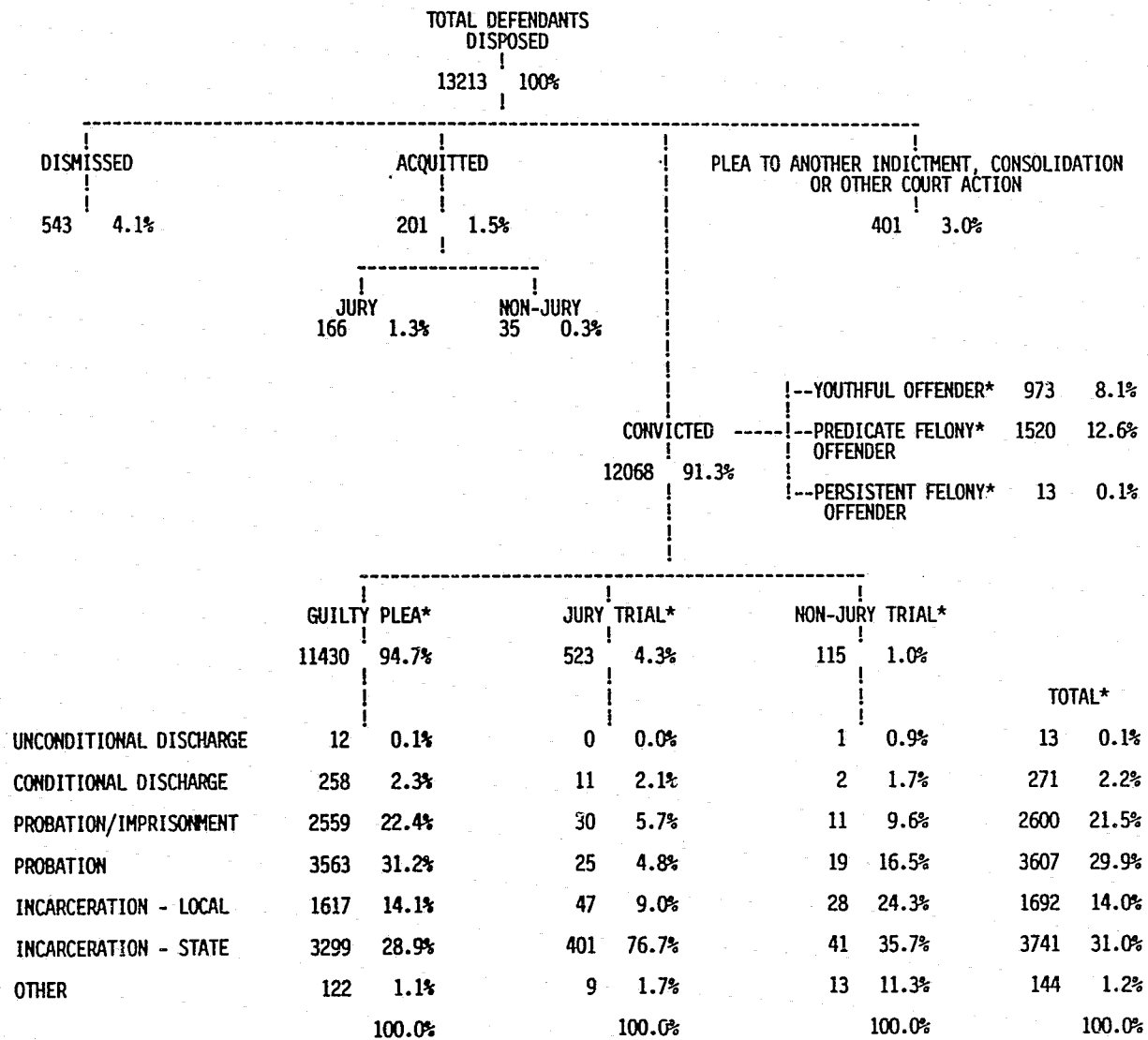
SUBURBAN NYC
 JANUARY 1, 1989 THROUGH DECEMBER 31, 1989



* NOTE: PERCENT OF TOTAL CONVICTED

FELONY DEFENDANT PROCESSING FLOW

UPSTATE COUNTIES
 JANUARY 1, 1989 THROUGH DECEMBER 31, 1989

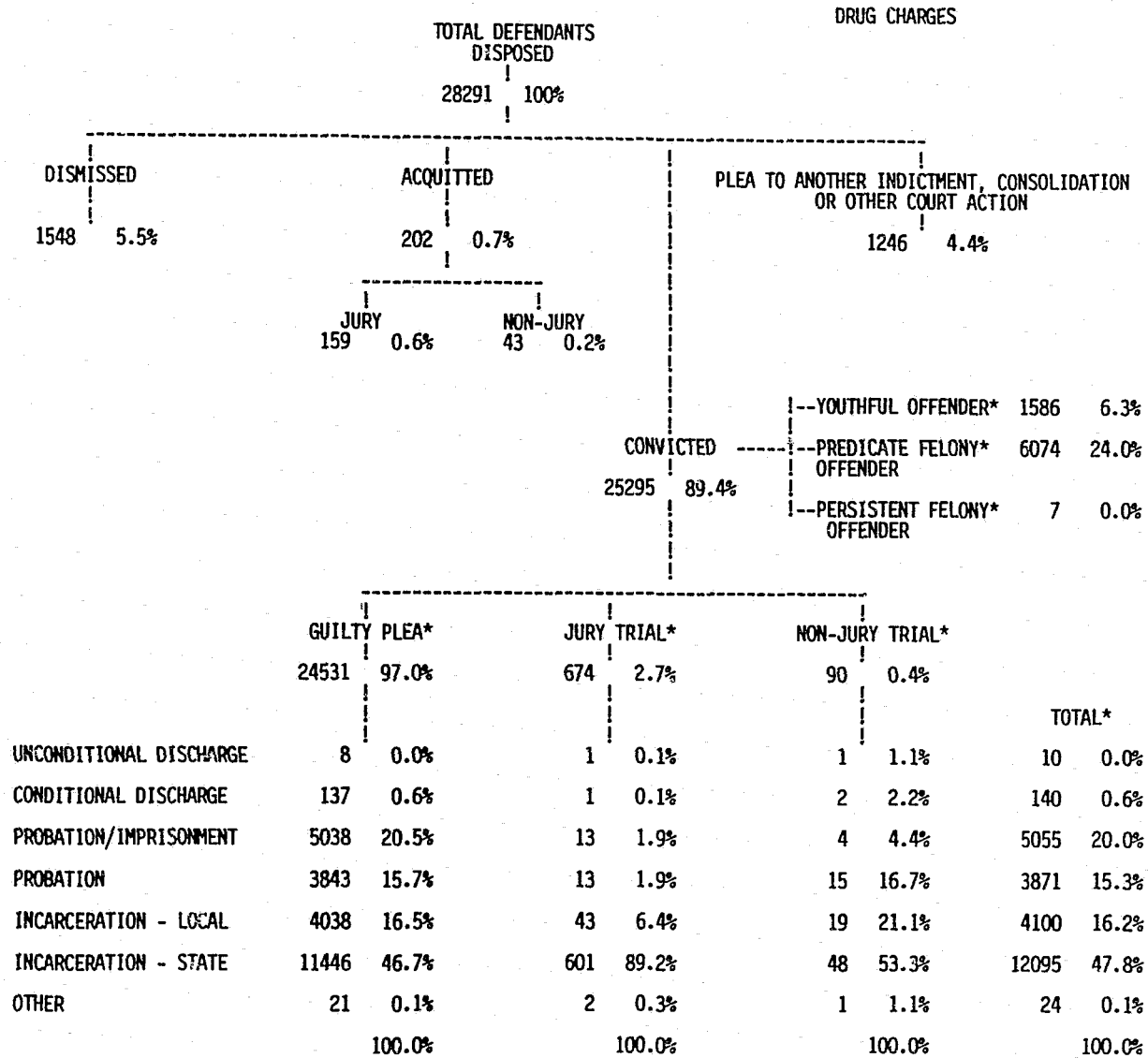


* NOTE: PERCENT OF TOTAL CONVICTED

DCJS -- DIVISION OF CRIMINAL JUSTICE SERVICES

FELONY DEFENDANT PROCESSING FLOW

NEW YORK STATE
JANUARY 1, 1989 THROUGH DECEMBER 31, 1989

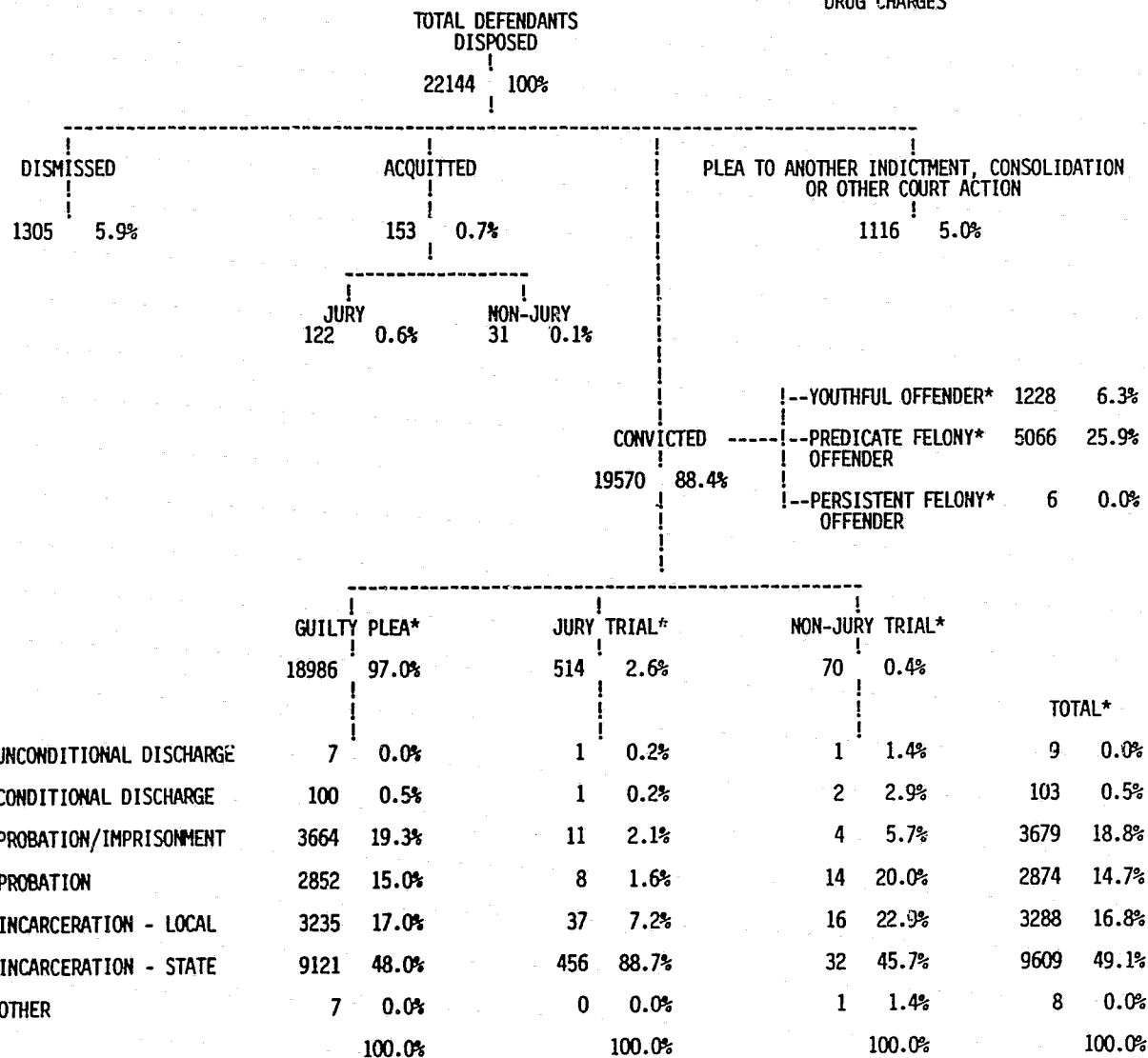


* NOTE: PERCENT OF TOTAL CONVICTED

FELONY DEFENDANT PROCESSING FLOW

NEW YORK CITY
 JANUARY 1, 1989 THROUGH DECEMBER 31, 1989

DRUG CHARGES

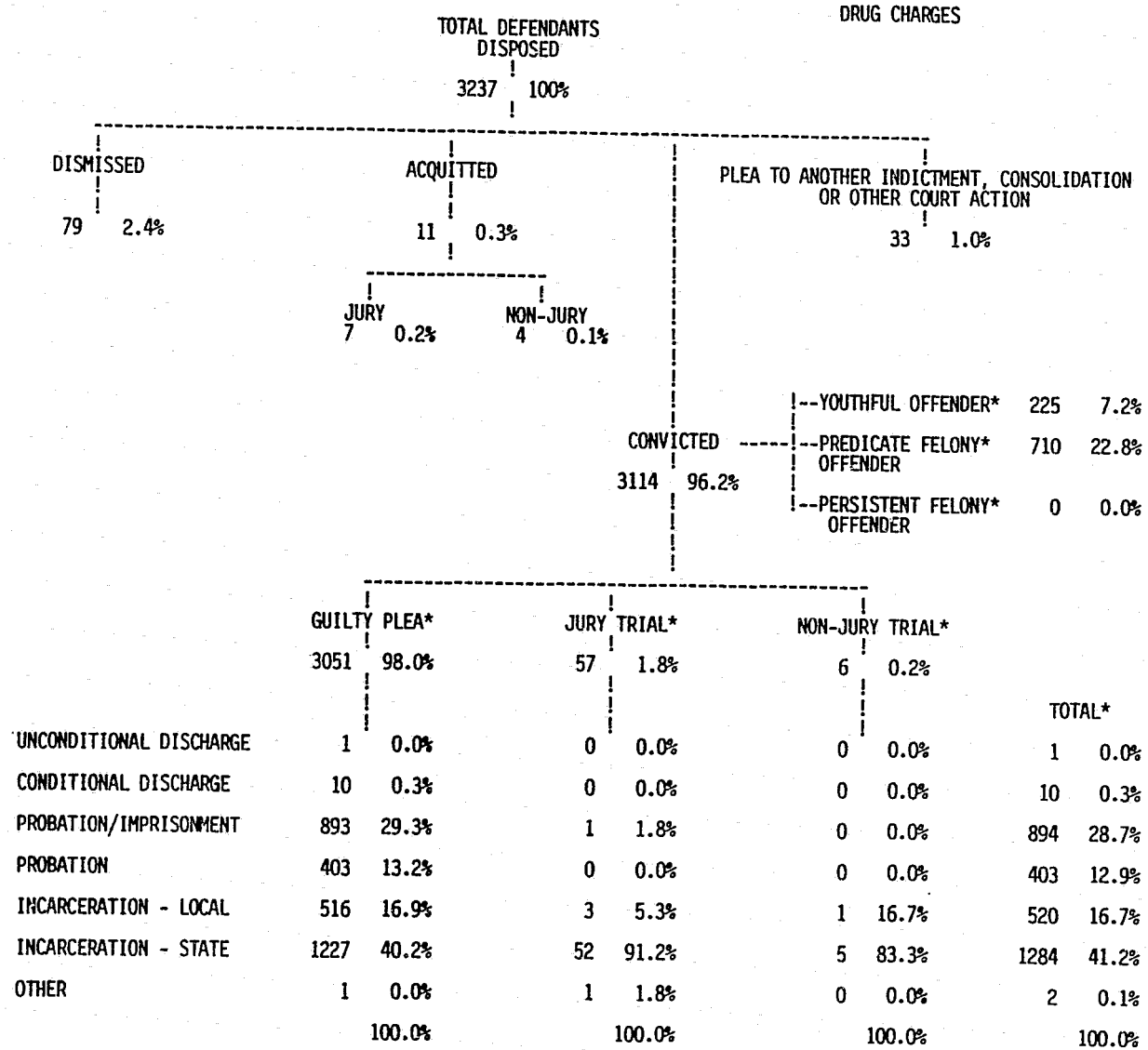


* NOTE: PERCENT OF TOTAL CONVICTED

DCJS -- DIVISION OF CRIMINAL JUSTICE SERVICES

FELONY DEFENDANT PROCESSING FLOW

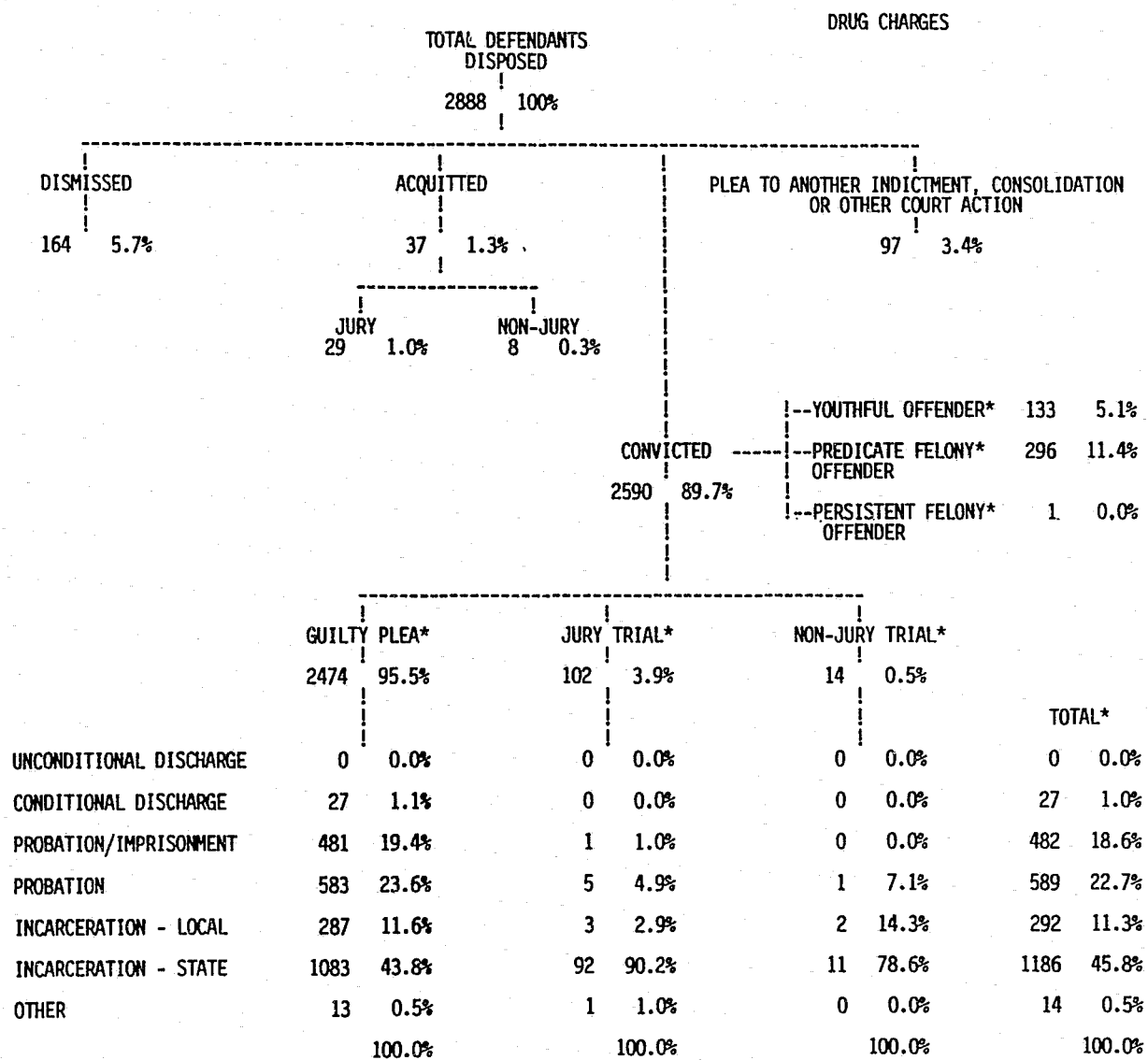
SUBURBAN NYC
 JANUARY 1, 1989 THROUGH DECEMBER 31, 1989



* NOTE: PERCENT OF TOTAL CONVICTED

FELONY DEFENDANT PROCESSING FLOW

UPSTATE COUNTIES
 JANUARY 1, 1989 THROUGH DECEMBER 31, 1989



* NOTE: PERCENT OF TOTAL CONVICTED

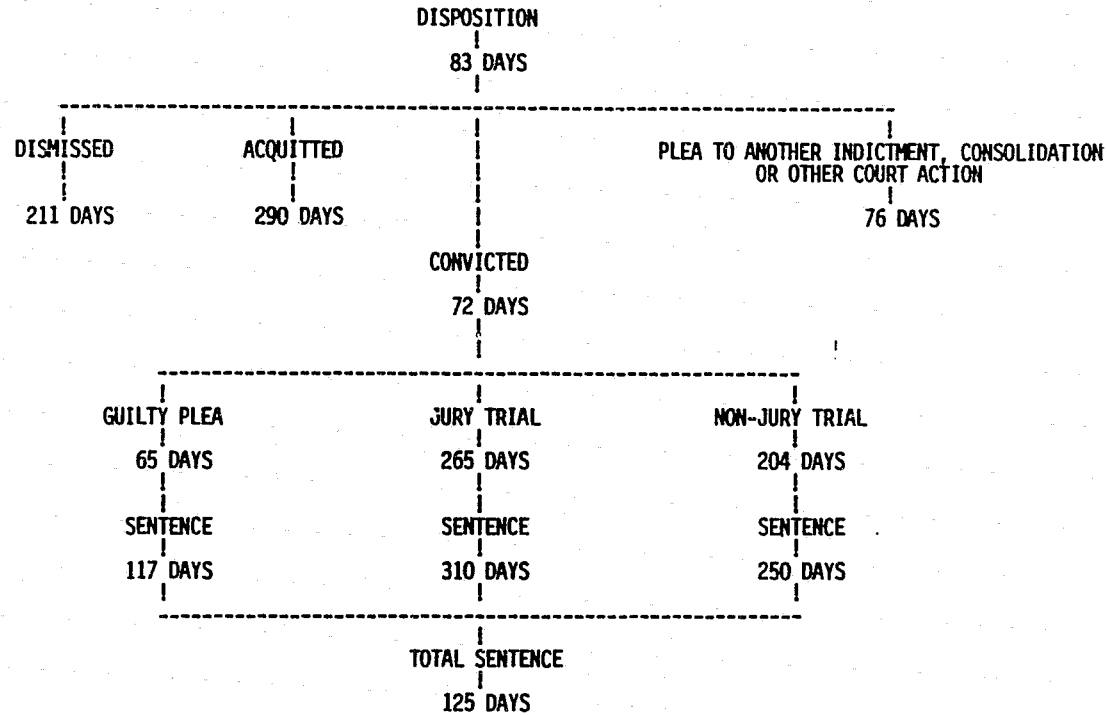
DCJS -- DIVISION OF CRIMINAL JUSTICE SERVICES

FELONY DEFENDANT PROCESSING TIME:
INDICTMENT TO DISPOSITION (MEDIAN DAYS)

NEW YORK STATE
NO. OF DEFENDANTS 66531

JANUARY 1, 1989 THROUGH DECEMBER 31, 1989

232



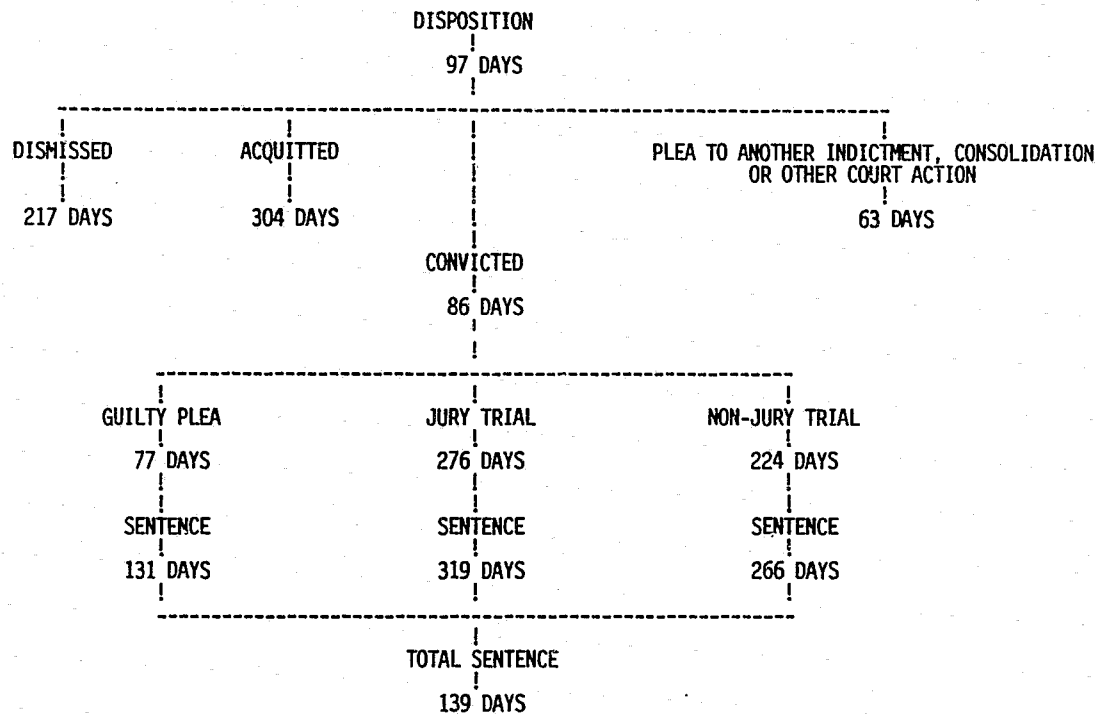
SUMMARY

| | MINIMUM | AVERAGE | MEDIAN | MAXIMUM | # OF CASES |
|--------------------|---------|---------|--------|---------|------------|
| DISPOSITION | 0 | 152 | 83 | 6795 | 66531 |
| DISMISSED | 0 | 333 | 211 | 6046 | 4153 |
| ACQUITTED | 0 | 322 | 290 | 1895 | 994 |
| OTHER COURT ACTION | 0 | 143 | 76 | 5227 | 2469 |
| CONVICTED | 0 | 137 | 72 | 6795 | 58915 |
| GUILTY PLEA | 0 | 127 | 65 | 6251 | 55828 |
| JURY TRIAL | 0 | 312 | 265 | 6795 | 2618 |
| NON-JURY TRIAL | 7 | 265 | 204 | 1843 | 469 |
| SENTENCE | 0 | 194 | 125 | 6840 | 58915 |
| GUILTY PLEA | 0 | 185 | 117 | 6308 | 55828 |
| JURY TRIAL | 18 | 366 | 310 | 6840 | 2618 |
| NON-JURY TRIAL | 28 | 313 | 250 | 2051 | 469 |

FELONY DEFENDANT PROCESSING TIME:
INDICTMENT TO DISPOSITION (MEDIAN DAYS)

NEW YORK CITY
NO. OF DEFENDANTS 44422

JANUARY 1, 1989 THROUGH DECEMBER 31, 1989



SUMMARY

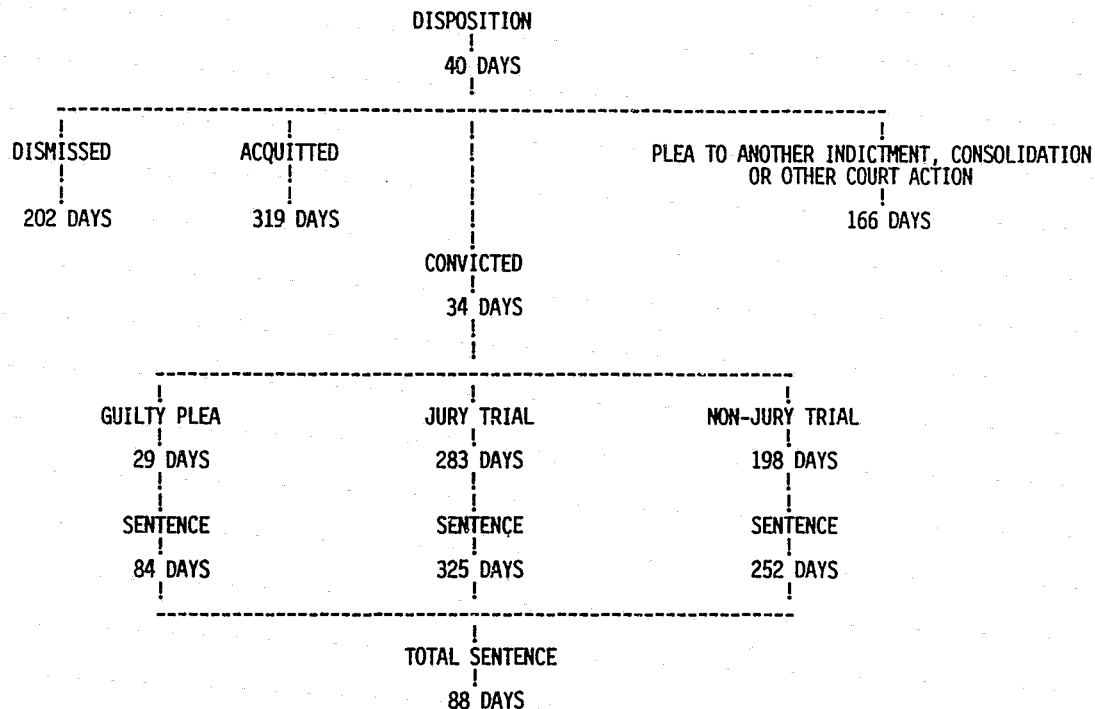
| | MINIMUM | AVERAGE | MEDIAN | MAXIMUM | # OF CASES |
|--------------------|---------|---------|--------|---------|------------|
| DISPOSITION | 0 | 166 | 97 | 6251 | 44422 |
| DISMISSED | 0 | 330 | 217 | 6046 | 3379 |
| ACQUITTED | 6 | 337 | 304 | 1793 | 718 |
| OTHER COURT ACTION | 0 | 126 | 63 | 2296 | 1968 |
| CONVICTED | 0 | 151 | 86 | 6251 | 38357 |
| GUILTY PLEA | 0 | 141 | 77 | 6251 | 36201 |
| JURY TRIAL | 2 | 318 | 276 | 2412 | 1848 |
| NON-JURY TRIAL | 7 | 277 | 224 | 1843 | 308 |
| SENTENCE | 0 | 210 | 139 | 6308 | 38357 |
| GUILTY PLEA | 0 | 201 | 131 | 6308 | 36201 |
| JURY TRIAL | 18 | 371 | 319 | 3504 | 1848 |
| NON-JURY TRIAL | 28 | 325 | 266 | 2051 | 308 |

DCJS -- DIVISION OF CRIMINAL JUSTICE SERVICES

FELONY DEFENDANT PROCESSING TIME:
INDICTMENT TO DISPOSITION (MEDIAN DAYS)

SUBURBAN NYC
NO. OF DEFENDANTS 8781

JANUARY 1, 1989 THROUGH DECEMBER 31, 1989



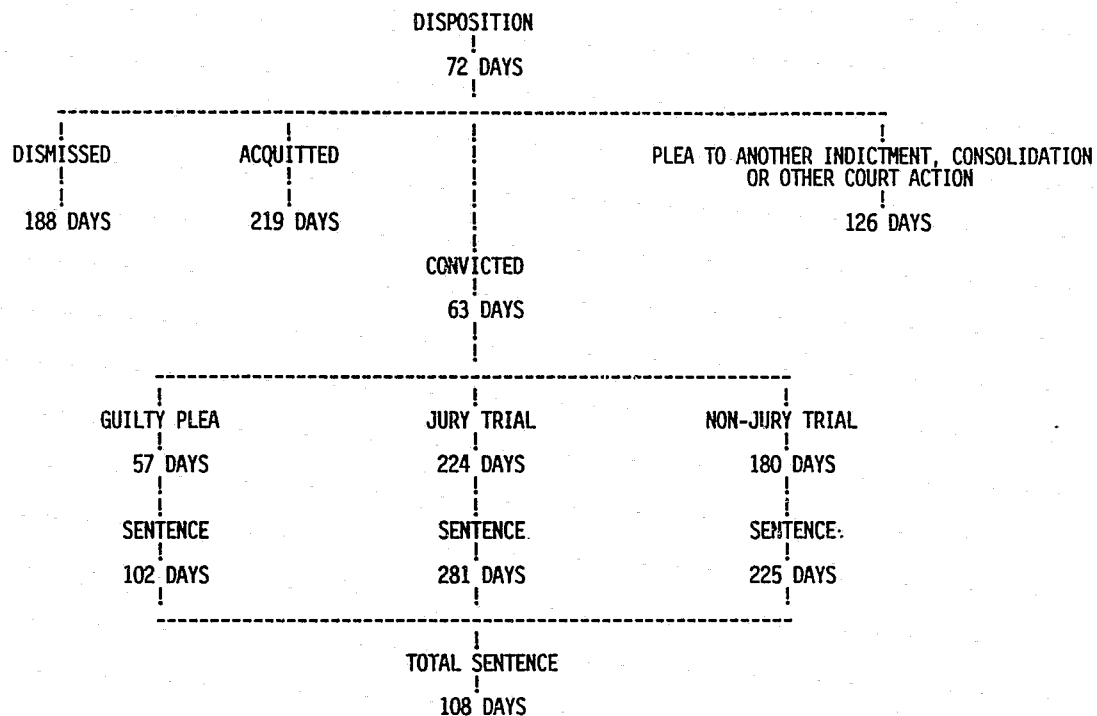
SUMMARY

| | MINIMUM | AVERAGE | MEDIAN | MAXIMUM | # OF CASES |
|--------------------|---------|---------|--------|---------|------------|
| DISPOSITION | 0 | 118 | 40 | 5228 | 8781 |
| DISMISSED | 0 | 361 | 202 | 5228 | 227 |
| ACQUITTED | 68 | 336 | 319 | 1895 | 72 |
| OTHER COURT ACTION | 0 | 383 | 166 | 5227 | 90 |
| CONVICTED | 0 | 107 | 34 | 5066 | 8392 |
| GUILTY PLEA | 0 | 100 | 29 | 5066 | 8111 |
| JURY TRIAL | 0 | 315 | 283 | 2304 | 235 |
| NON-JURY TRIAL | 47 | 244 | 198 | 759 | 46 |
| SENTENCE | 0 | 164 | 88 | 5337 | 8392 |
| GUILTY PLEA | 0 | 157 | 84 | 5337 | 8111 |
| JURY TRIAL | 77 | 366 | 325 | 2358 | 235 |
| NON-JURY TRIAL | 47 | 281 | 252 | 795 | 46 |

FELONY DEFENDANT PROCESSING TIME:
INDICTMENT TO DISPOSITION (MEDIAN DAYS)

UPSTATE COUNTIES
NO. OF DEFENDANTS 13213

JANUARY 1, 1989 THROUGH DECEMBER 31, 1989



SUMMARY

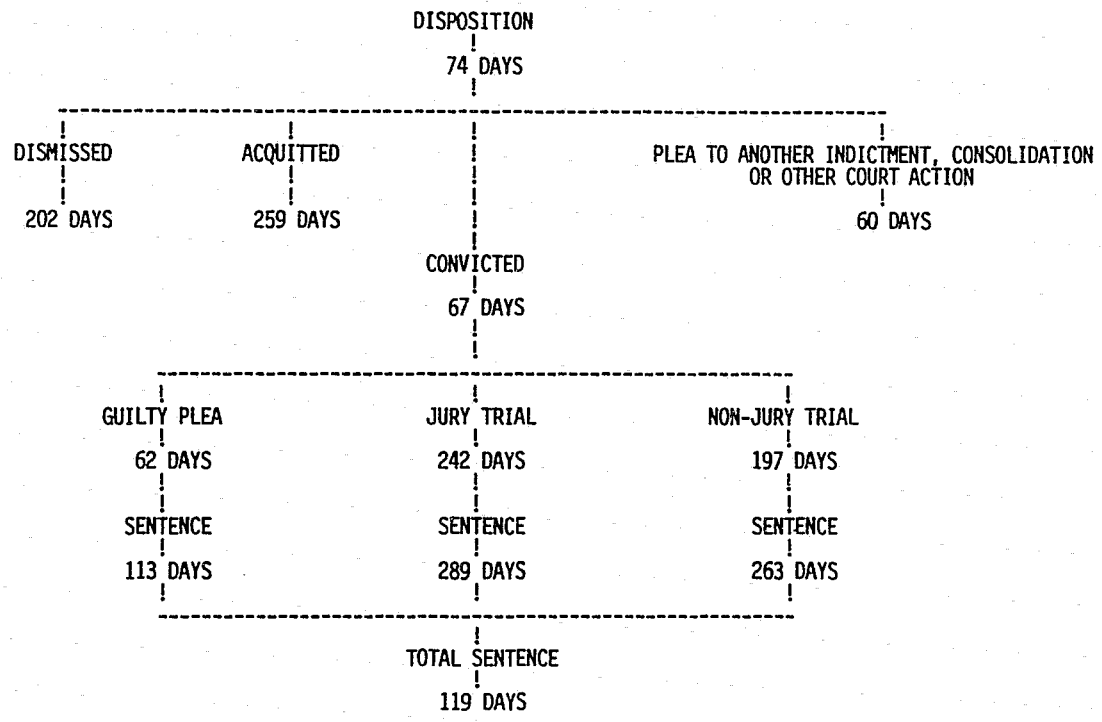
| | MINIMUM | AVERAGE | MEDIAN | MAXIMUM | # OF CASES |
|--------------------|---------|---------|--------|---------|------------|
| DISPOSITION | 0 | 126 | 72 | 6795 | 13213 |
| DISMISSED | 0 | 338 | 188 | 5554 | 543 |
| ACQUITTED | 0 | 259 | 219 | 1177 | 201 |
| OTHER COURT ACTION | 0 | 174 | 126 | 2479 | 401 |
| CONVICTED | 0 | 113 | 63 | 6795 | 12068 |
| GUILTY PLEA | 0 | 103 | 57 | 4426 | 11430 |
| JURY TRIAL | 33 | 286 | 224 | 6795 | 523 |
| NON-JURY TRIAL | 7 | 243 | 180 | 1687 | 115 |
| SENTENCE | 0 | 163 | 108 | 6840 | 12068 |
| GUILTY PLEA | 0 | 153 | 102 | 4577 | 11430 |
| JURY TRIAL | 55 | 348 | 281 | 6840 | 523 |
| NON-JURY TRIAL | 50 | 293 | 225 | 1687 | 115 |

DCJS -- DIVISION OF CRIMINAL JUSTICE SERVICES

FELONY DEFENDANT PROCESSING TIME:
INDICTMENT TO DISPOSITION (MEDIAN DAYS)

NEW YORK STATE
NO. OF DEFENDANTS 28291

JANUARY 1, 1989 THROUGH DECEMBER 31, 1989
DRUG CHARGES



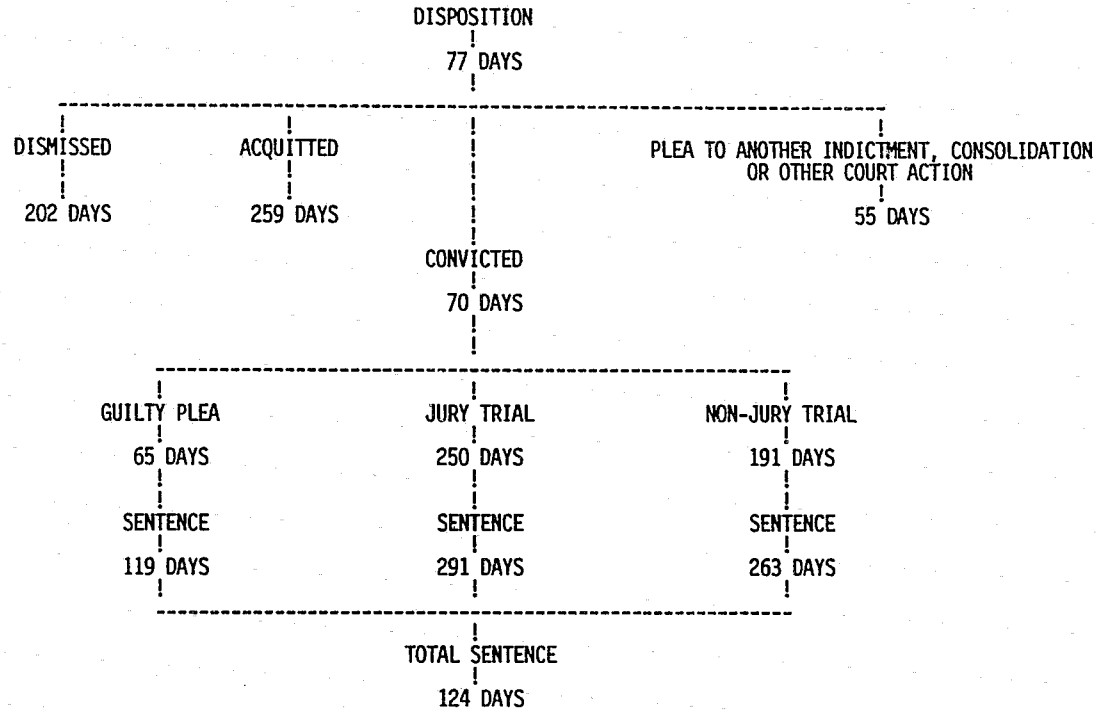
SUMMARY

| | MINIMUM | AVERAGE | MEDIAN | MAXIMUM | # OF CASES |
|--------------------|---------|---------|--------|---------|------------|
| DISPOSITION | 0 | 133 | 74 | 5741 | 28291 |
| DISMISSED | 0 | 266 | 202 | 4376 | 1548 |
| ACQUITTED | 30 | 290 | 259 | 1000 | 202 |
| OTHER COURT ACTION | 0 | 111 | 60 | 1061 | 1246 |
| CONVICTED | 0 | 125 | 67 | 5741 | 25295 |
| GUILTY PLEA | 0 | 121 | 62 | 5741 | 24531 |
| JURY TRIAL | 0 | 273 | 242 | 1094 | 674 |
| NON-JURY TRIAL | 28 | 281 | 197 | 1687 | 90 |
| SENTENCE | 0 | 180 | 119 | 6038 | 25295 |
| GUILTY PLEA | 0 | 176 | 113 | 6038 | 24531 |
| JURY TRIAL | 44 | 325 | 289 | 1568 | 674 |
| NON-JURY TRIAL | 50 | 347 | 263 | 1687 | 90 |

FELONY DEFENDANT PROCESSING TIME:
INDICTMENT TO DISPOSITION (MEDIAN DAYS)

NEW YORK CITY
NO. OF DEFENDANTS 22144

JANUARY 1, 1989 THROUGH DECEMBER 31, 1989
DRUG CHARGES



SUMMARY

| | MINIMUM | AVERAGE | MEDIAN | MAXIMUM | # OF CASES |
|--------------------|---------|---------|--------|---------|------------|
| DISPOSITION | 0 | 138 | 77 | 5741 | 22144 |
| DISMISSED | 0 | 268 | 202 | 4376 | 1305 |
| ACQUITTED | 30 | 285 | 259 | 824 | 153 |
| OTHER COURT ACTION | 0 | 104 | 55 | 1061 | 1116 |
| CONVICTED | 0 | 130 | 70 | 5741 | 19570 |
| GUILTY PLEA | 0 | 125 | 65 | 5741 | 18986 |
| JURY TRIAL | 14 | 277 | 250 | 1022 | 514 |
| NON-JURY TRIAL | 28 | 255 | 191 | 1471 | 70 |
| SENTENCE | 0 | 186 | 124 | 6038 | 19570 |
| GUILTY PLEA | 0 | 181 | 119 | 6038 | 18986 |
| JURY TRIAL | 44 | 329 | 291 | 1568 | 514 |
| NON-JURY TRIAL | 50 | 327 | 263 | 1471 | 70 |

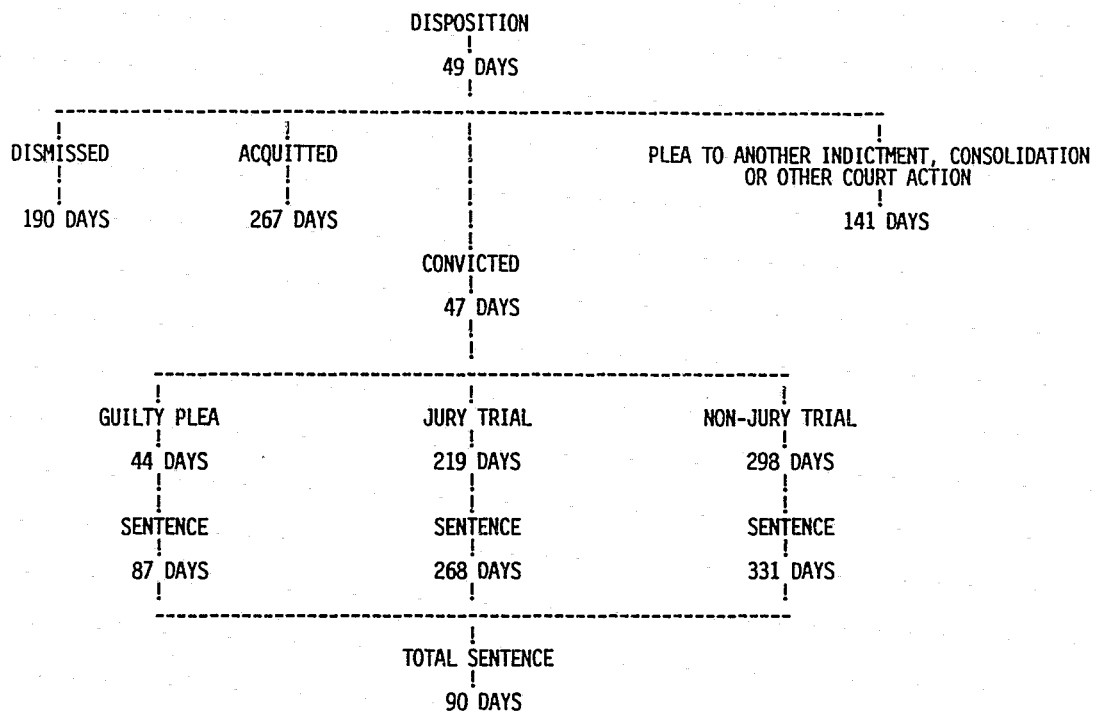
DCJS -- DIVISION OF CRIMINAL JUSTICE SERVICES

FELONY DEFENDANT PROCESSING TIME:
INDICTMENT TO DISPOSITION (MEDIAN DAYS)

SUBURBAN NYC
NO. OF DEFENDANTS 3237

JANUARY 1, 1989 THROUGH DECEMBER 31, 1989
DRUG CHARGES

238



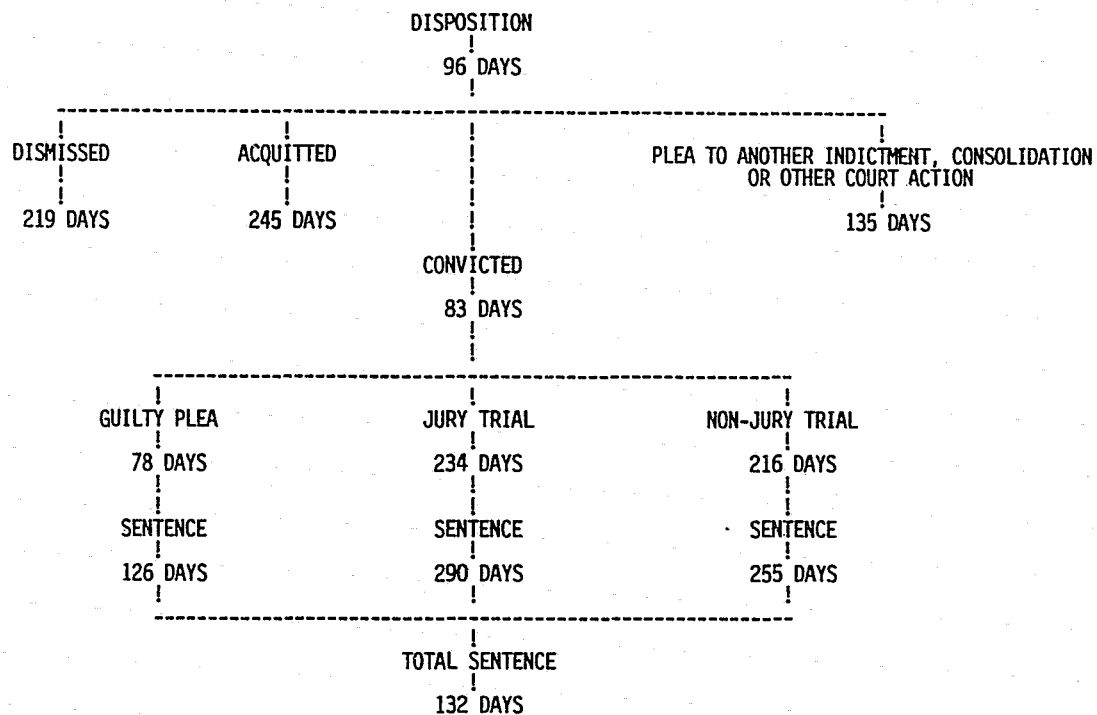
SUMMARY

| | MINIMUM | AVERAGE | MEDIAN | MAXIMUM | # OF CASES |
|--------------------|---------|---------|--------|---------|------------|
| DISPOSITION | 0 | 90 | 49 | 4486 | 3237 |
| DISMISSED | 0 | 218 | 190 | 1144 | 79 |
| ACQUITTED | 195 | 314 | 267 | 539 | 11 |
| OTHER COURT ACTION | 0 | 146 | 141 | 367 | 33 |
| CONVICTED | 0 | 85 | 47 | 4486 | 3114 |
| GUILTY PLEA | 0 | 82 | 44 | 4486 | 3051 |
| JURY TRIAL | 0 | 229 | 219 | 497 | 57 |
| NON-JURY TRIAL | 108 | 368 | 298 | 759 | 6 |
| SENTENCE | 0 | 136 | 90 | 4665 | 3114 |
| GUILTY PLEA | 0 | 133 | 87 | 4665 | 3051 |
| JURY TRIAL | 77 | 287 | 268 | 707 | 57 |
| NON-JURY TRIAL | 171 | 415 | 331 | 795 | 6 |

FELONY DEFENDANT PROCESSING TIME:
INDICTMENT TO DISPOSITION (MEDIAN DAYS)

UPSTATE COUNTIES
NO. OF DEFENDANTS 2888

JANUARY 1, 1989 THROUGH DECEMBER 31, 1989
DRUG CHARGES



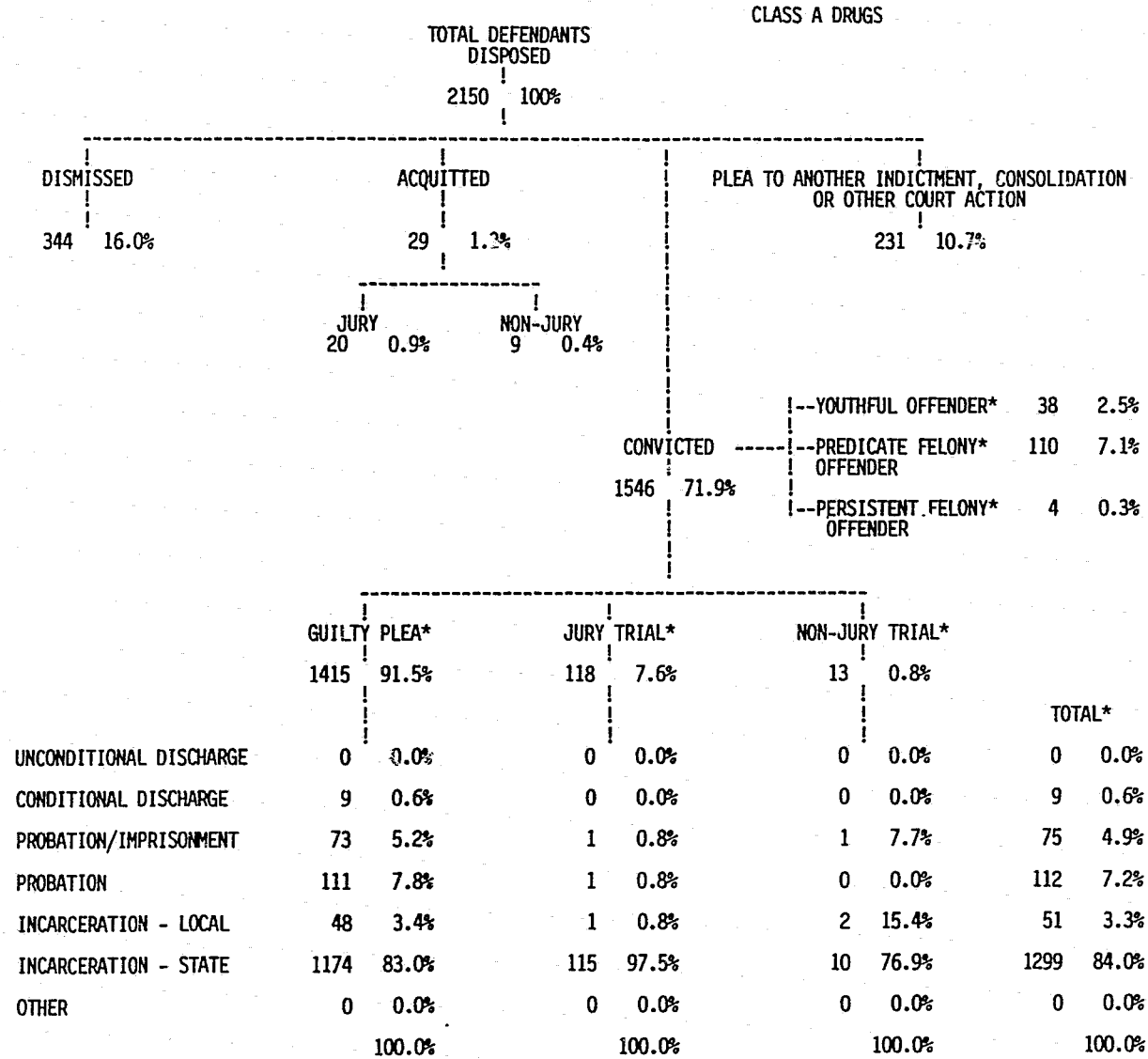
SUMMARY

| | MINIMUM | AVERAGE | MEDIAN | MAXIMUM | # OF CASES |
|--------------------|---------|---------|--------|---------|------------|
| DISPOSITION | 0 | 148 | 96 | 4426 | 2888 |
| DISMISSED | 13 | 269 | 219 | 823 | 164 |
| ACQUITTED | 70 | 287 | 245 | 1000 | 37 |
| OTHER COURT ACTION | 0 | 182 | 135 | 903 | 97 |
| CONVICTED | 0 | 137 | 83 | 4426 | 2590 |
| GUILTY PLEA | 0 | 130 | 78 | 4426 | 2474 |
| JURY TRIAL | 80 | 275 | 234 | 1094 | 102 |
| NON-JURY TRIAL | 51 | 372 | 216 | 1687 | 14 |
| SENTENCE | 0 | 189 | 132 | 4577 | 2590 |
| GUILTY PLEA | 0 | 182 | 126 | 4577 | 2474 |
| JURY TRIAL | 82 | 329 | 290 | 1150 | 102 |
| NON-JURY TRIAL | 63 | 420 | 255 | 1687 | 14 |

DCJS -- DIVISION OF CRIMINAL JUSTICE SERVICES

FELONY DEFENDANT PROCESSING FLOW

NEW YORK STATE
 JANUARY 1, 1989 THROUGH DECEMBER 31, 1989

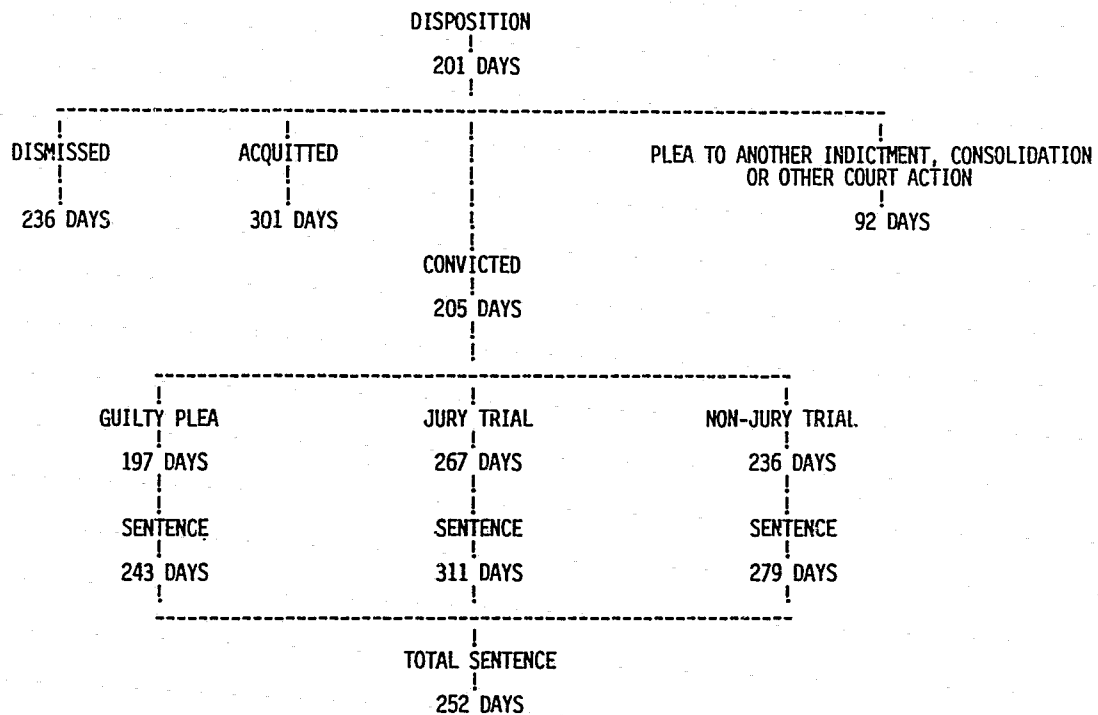


* NOTE: PERCENT OF TOTAL CONVICTED

FELONY DEFENDANT PROCESSING TIME:
INDICTMENT TO DISPOSITION (MEDIAN DAYS)

NEW YORK STATE
NO. OF DEFENDANTS 2150

JANUARY 1, 1989 THROUGH DECEMBER 31, 1989
CLASS A DRUGS



SUMMARY

| | MINIMUM | AVERAGE | MEDIAN | MAXIMUM | # OF CASES |
|--------------------|---------|---------|--------|---------|------------|
| DISPOSITION | 0 | 277 | 201 | 4720 | 2150 |
| DISMISSED | 0 | 316 | 236 | 4376 | 344 |
| ACQUITTED | 91 | 359 | 301 | 780 | 29 |
| OTHER COURT ACTION | 0 | 136 | 92 | 970 | 231 |
| CONVICTED | 0 | 288 | 205 | 4720 | 1546 |
| GUILTY PLEA | 0 | 285 | 197 | 4720 | 1415 |
| JURY TRIAL | 29 | 307 | 267 | 1022 | 118 |
| NON-JURY TRIAL | 139 | 451 | 236 | 1687 | 13 |
| SENTENCE | 0 | 348 | 252 | 4720 | 1546 |
| GUILTY PLEA | 0 | 345 | 243 | 4720 | 1415 |
| JURY TRIAL | 67 | 370 | 311 | 1309 | 118 |
| NON-JURY TRIAL | 154 | 501 | 279 | 1687 | 13 |

DCJS -- DIVISION OF CRIMINAL JUSTICE SERVICES

SENTENCES FOR SELECTED FELONY OFFENSES

New York State convictions and sentences for murder, rape, robbery, aggravated assault, burglary, and larceny¹ are compared for 1988 and 1989 on the following tables. They specify type of sentence and length of maximum sentence to state prison.

- o Convictions for these increased less than 1 percent from 1988 to 1989.*
- o State prison sentences increased by 5.9 percent from 1988 to 1989.*
- o In 1989, 56.9 percent of the convictions for these offenses resulted in state prison sentences compared to 54.1 percent in 1988.*
- o Murder convictions increased from 280 in 1988 to 353 in 1989, a rise of 26.1 percent.*
- o Life sentences to state prison rose from 415 in 1988 to 504 in 1989, an increase of 21.4 percent.*
- o In 1989, 351 life sentences were for murder and 153 for sentences of persistent offender.*

¹/Includes motor vehicle theft.

SENTENCES FOR CONVICTIONS OF SELECTED FELONIES

1989, 1988

NEW YORK STATE

| CONVICTION CHARGE | CLASS | YEAR | TOTAL CONVICTED | UNCOND. DISCHARGE | COND. DISCHARGE | PROBATION/ IMPRISONMENT | PROBATION | LOCAL PRISON | STATE PRISON | OTHER |
|-------------------|-------|--------------|-----------------|-------------------|-----------------|-------------------------|------------------------|------------------------|--------------------------|------------------|
| MURDER 1 | A1 | 1989 1988 | 2 2 | | | | | | 2 100.0% 2 100.0% | |
| MURDER 2 | A1 | 1989 1988 | 351 278 | | | | | | 351 100.0% 278 100.0% | |
| TOTAL MURDER | | 1989 1988 | 353 280 | | | | | | 353 100.0% 280 100.0% | |
| MURDER 1 ATT | A1 | 1989 1988 | 8 8 | | | | | | 8 100.0% 8 100.0% | |
| MURDER 2 ATT | B | 1989 1988 | 196 162 | | | 4 2.0% 2 1.2% | 9 4.6% 4 2.5% | 1 .5% 2 1.2% | 182 92.9% 154 95.1% | |
| TOTAL MURDER ATT | | 1989 1988 | | | | 4 % 2 % | 9 % 4 % | 1 % 2 % | 190 % 162 % | |
| RAPE 1 | B | 1989 1988 | 208 211 | | | 6 2.9% 7 3.3% | 12 5.8% 16 7.6% | 2 1.0% 2 .9% | 188 90.4% 186 88.2% | |
| RAPE 1 ATT | C | 1989 1988 | 74 81 | | | 1 1.4% 3 3.7% | 3 4.1% 6 7.4% | | 70 94.6% 72 88.9% | |
| RAPE 2 | D | 1989 1988 | 58 59 | | | 20 34.5% 23 39.0% | 13 22.4% 12 20.3% | 5 8.6% 8 13.6% | 20 34.5% 16 27.1% | |
| RAPE 3 | E | 1989 1988 | 59 77 | | 2 2.6% | 16 27.1% 24 31.2% | 17 28.8% 24 31.2% | 6 10.2% 11 14.3% | 19 32.2% 15 19.5% | 1 1.7% 1 1.3% |
| RAPE 2 ATT | E | 1989 1988 | 15 21 | | | 5 33.3% 7 33.3% | 4 26.7% 8 38.1% | 3 20.0% 3 14.3% | 3 20.0% 3 14.3% | |
| ROBBERY 1 | B | 1989 1988 | 1589 1461 | | 1 .1% 1 .1% | 35 2.2% 58 4.0% | 169 10.6% 194 13.3% | 21 1.3% 30 2.1% | 1363 85.8% 1178 80.6% | |
| ROBBERY 2 | C | 1989 1988 | 1278 1259 | 2 .2% | 1 .1% | 48 3.8% 74 5.9% | 214 16.7% 209 16.6% | 32 2.5% 26 2.1% | 983 76.9% 947 75.2% | 1 .1% |
| ROBBERY 1 ATT | C | 1989 1988 | 707 731 | | | 16 2.3% 20 2.7% | 32 4.5% 37 5.1% | 1 .1% 6 .8% | 658 93.1% 667 91.2% | 1 .1% |
| ROBBERY 3 | D | 1989 1988 | 962 945 | | 3 .3% 3 .3% | 156 16.2% 151 16.0% | 157 16.3% 196 20.7% | 154 16.0% 168 17.8% | 492 51.1% 427 45.2% | |
| ROBBERY 2 ATT | D | 1989 1988 | 2105 2139 | 1 .0% | 11 .5% 6 .3% | 324 15.4% 322 15.1% | 388 18.4% 460 21.5% | 375 17.8% 341 15.9% | 1004 47.7% 1008 47.1% | 3 .1% 1 .0% |
| ROBBERY 3 ATT | E | 1989 1988 | 538 481 | 1 .2% | 1 .2% 3 .6% | 75 13.9% 55 11.4% | 90 16.7% 105 21.8% | 71 13.2% 62 12.9% | 300 55.8% 256 53.2% | |
| ASSAULT 1 | C | 1989 1988 | 239 228 | | | 11 4.6% 11 4.8% | 27 11.3% 28 12.3% | 5 2.1% 3 1.3% | 196 82.0% 186 81.6% | |
| ASSAULT 2 | D | 1989 1988 | 1002 996 | | 6 .6% 4 .4% | 314 31.3% 336 33.7% | 195 19.5% 191 19.2% | 143 14.3% 129 13.0% | 343 34.2% 334 33.5% | 1 .1% 2 .2% |

SENTENCES FOR CONVICTIONS OF SELECTED FELONIES

1989, 1988

NEW YORK STATE

| CONVICTION CHARGE | CLASS | YEAR | TOTAL CONVICTED | UNCOND. DISCHARGE | COND. DISCHARGE | PROBATION/ IMPRISONMENT | PROBATION | LOCAL PRISON | STATE PRISON | OTHER |
|-------------------|-------|------|-----------------|-------------------|-----------------|-------------------------|------------|--------------|--------------|--------|
| ASSAULT 1 ATT | D | 1989 | 118 | | | 33 28.0% | 20 16.9% | 14 11.9% | 51 43.2% | |
| | | 1988 | 135 | | | 37 27.4% | 20 14.8% | 22 16.3% | 56 41.5% | |
| ASSAULT 2 ATT | E | 1989 | 320 | | 5 1.6% | 54 16.9% | 82 25.6% | 44 13.8% | 135 42.2% | |
| | | 1988 | 381 | | 11 2.9% | 55 14.4% | 119 31.2% | 50 13.1% | 146 38.3% | |
| BURGLARY 1 | B | 1989 | 115 | | | 2 1.7% | 6 5.2% | 1 .9% | 106 92.2% | |
| | | 1988 | 116 | | | 3 2.6% | 9 7.8% | 2 1.7% | 102 87.9% | |
| BURGLARY 2 | C | 1989 | 911 | | | 64 7.0% | 77 8.5% | 16 1.8% | 753 82.7% | 1 .1% |
| | | 1988 | 947 | | 1 .1% | 84 8.9% | 112 11.8% | 18 1.9% | 732 77.3% | |
| BURGLARY 1 ATT | C | 1989 | 32 | | | | | | 32 100.0% | |
| | | 1988 | 32 | | | | | 1 3.1% | 31 96.9% | |
| BURGLARY 3 | D | 1989 | 2018 | | 14 .7% | 360 17.8% | 447 22.2% | 413 20.5% | 784 38.9% | |
| | | 1988 | 1924 | | 11 .6% | 356 18.5% | 458 23.8% | 375 19.5% | 723 37.6% | 1 .1% |
| BURGLARY 2 ATT | D | 1989 | 1491 | | 6 .4% | 307 20.6% | 268 18.0% | 247 16.6% | 661 44.3% | 2 .1% |
| | | 1988 | 1535 | | 11 .7% | 318 20.7% | 339 22.1% | 188 12.2% | 677 44.1% | 2 .1% |
| BURGLARY 3 ATT | E | 1989 | 1134 | | 10 .9% | 158 13.9% | 218 19.2% | 153 13.5% | 595 52.5% | |
| | | 1988 | 1139 | | 9 .8% | 151 13.3% | 258 22.7% | 158 13.9% | 562 49.3% | 1 .1% |
| LARCENY 1 | C | 1989 | 64 | 1 1.6% | 3 4.7% | 7 10.9% | 18 28.1% | 5 7.8% | 29 45.3% | 1 1.6% |
| | | 1988 | 52 | | 13 25.0% | | 20 38.5% | 3 5.8% | 15 28.8% | 1 1.9% |
| LARCENY 2 | D | 1989 | 542 | 2 .4% | 16 3.0% | 75 13.8% | 222 41.0% | 73 13.5% | 149 27.5% | 5 .9% |
| | | 1988 | 557 | | 21 3.8% | 87 15.6% | 232 41.7% | 51 9.2% | 159 28.5% | 7 1.3% |
| LARCENY 1 ATT | D | 1989 | 22 | 1 4.5% | 1 4.5% | 6 27.3% | 6 27.3% | 3 13.6% | 5 22.7% | |
| | | 1988 | 36 | | 4 11.1% | 6 16.7% | 11 30.6% | 5 13.9% | 10 27.8% | |
| LARCENY 3 | E | 1989 | 1595 | 2 .1% | 26 1.7% | 208 13.8% | 375 24.9% | 285 18.9% | 604 40.1% | 5 .3% |
| | | 1988 | 1555 | 2 .1% | 41 2.6% | 176 11.3% | 439 28.2% | 305 19.6% | 589 37.9% | 3 .2% |
| LARCENY 2 ATT | E | 1989 | 186 | | 5 2.7% | 29 15.6% | 51 27.4% | 30 16.1% | 71 38.2% | |
| | | 1988 | 198 | 2 1.0% | 10 5.1% | 31 15.7% | 71 35.9% | 28 14.1% | 55 27.8% | 1 .5% |
| TOTAL | | 1989 | 17849 | 7 .0% | 109 .6% | 2334 13.1% | 3120 17.5% | 2103 11.8% | 10157 56.9% | 19 .1% |
| | | 1988 | 17746 | 7 .0% | 151 .9% | 2397 13.5% | 3578 20.2% | 1997 11.3% | 9594 54.1% | 22 .1% |

DISTRIBUTION OF MAXIMUM SENTENCES TO NEW YORK STATE CORRECTIONAL FACILITIES FOR SELECTED FELONY CONVICTIONS

1989, 1988

NEW YGRK STATE

| CONVICTION CHARGE | YEAR | TOTAL | 1 YEAR | >1 AND <3 YEARS | 3 YEARS | >3 TO 4 YEARS | >4 TO 5 YEARS | >5 AND <7 YEARS | 7 YEARS | >7 TO 10 YEARS | >10 TO 15 YEARS | >15 TO 20 YEARS | >20 TO 25 YEARS | LIFE | INDF |
|-------------------|------|-------|--------|-----------------|---------|---------------|---------------|-----------------|---------|----------------|-----------------|-----------------|-----------------|------|------|
| ASSAULT 1 | 1989 | 196 | | | 5 | 5 | 49 | 33 | 10 | 51 | 42 | | 1 | | |
| | 1988 | 186 | | | 4 | 2 | 43 | 44 | 7 | 47 | 36 | | | | 3 |
| ASSAULT 2 | 1989 | 343 | | | 91 | 73 | 74 | 57 | 42 | | | | | | 6 |
| | 1988 | 334 | | | 83 | 63 | 78 | 53 | 52 | 1 | | | | | 4 |
| ASSAULT 1 ATT | 1989 | 51 | | | 17 | 11 | 10 | 9 | 3 | | | | | | 1 |
| | 1988 | 56 | | | 14 | 8 | 21 | 3 | 8 | | | | | | 2 |
| ASSAULT 2 ATT | 1989 | 135 | | | 96 | 38 | | | | 1 | | | | | |
| | 1988 | 146 | | | 102 | 44 | | | | | | | | | |
| BURGLARY 1 | 1989 | 106 | | | 1 | 1 | | 23 | 2 | 27 | 33 | 4 | 13 | | 2 |
| | 1988 | 102 | | | 1 | | | 20 | | 24 | 32 | 15 | 6 | | 4 |
| BURGLARY 2 | 1989 | 753 | | | 11 | 6 | 193 | 173 | 18 | 243 | 92 | | | | 17 |
| | 1988 | 732 | | | 15 | 16 | 172 | 165 | 19 | 240 | 91 | | | | 14 |
| BURGLARY 1 ATT | 1989 | 32 | | | 1 | 2 | 12 | 6 | 1 | 8 | 2 | | | | |
| | 1988 | 31 | | | 1 | | 10 | 7 | 2 | 10 | 1 | | | | |
| BURGLARY 3 | 1989 | 784 | | | 147 | 376 | 109 | 89 | 61 | | | | | | 2 |
| | 1988 | 723 | | | 138 | 332 | 96 | 101 | 54 | | | | | | 2 |
| BURGLARY 2 ATT | 1989 | 661 | | | 155 | 154 | 197 | 95 | 36 | | | | | | 24 |
| | 1988 | 677 | | | 172 | 174 | 179 | 88 | 47 | | 1 | | | | 16 |
| BURGLARY 3 ATT | 1989 | 595 | | | 508 | 84 | 1 | 1 | | | | | | | 1 |
| | 1988 | 562 | | | 484 | 76 | 1 | | | 1 | | | | | |
| LARCENY 1 | 1989 | 29 | | | 4 | 2 | 2 | 13 | 1 | 3 | 4 | | | | |
| | 1988 | 15 | | | 6 | | 2 | 2 | | 4 | 1 | | | | |
| LARCENY 2 | 1989 | 149 | | | 36 | 52 | 27 | 23 | 11 | | | | | | |
| | 1988 | 159 | | | 56 | 56 | 13 | 13 | 21 | | | | | | |
| LARCENY 1 ATT | 1989 | 5 | | | 2 | 2 | | 1 | | | | | | | |
| | 1988 | 10 | | | 1 | 4 | 2 | 3 | | | | | | | |
| LARCENY 3 | 1989 | 604 | | | 428 | 175 | | 1 | | | | | | | |
| | 1988 | 589 | | | 438 | 151 | | | | | | | | | |
| LARCENY 2 ATT | 1989 | 71 | | | 52 | 19 | | | | | | | | | |
| | 1988 | 55 | | | 42 | 13 | | | | | | | | | |
| TOTAL | 1989 | 10157 | | | 2386 | 1475 | 1633 | 1389 | 426 | 1148 | 829 | 182 | 185 | 504 | |
| | 1988 | 9594 | | | 2295 | 1398 | 1500 | 1339 | 401 | 1108 | 815 | 177 | 146 | 415 | |

PROCESSING TRENDS FOR FELONY OFFENSES AND FELONY DRUG OFFENSES IN NEW YORK STATE

Data presented for these offenses were derived from several sources. The felony arrest data were obtained from fingerprint cards submitted to the Division of Criminal Justice Services in accordance with Section 160.20 of the Criminal Procedure Law. Data on indictment through sentence were provided on individual reports by District Attorneys and Special Prosecutors in New York State.

Indictments, convictions and sentences to state prison may result from felony arrests in the same or previous years. Convictions may be for felony indictments in the same or previous years and are included in the year in which the defendant was sentenced.

FELONY CHARGES

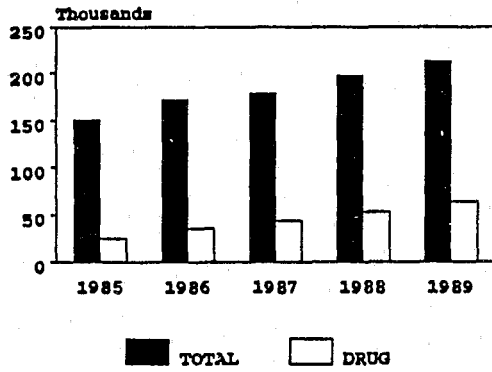
Felony arrests in New York State increased from 151,304 in 1985 to 213,093 in 1989, a rise of 41 percent. Felony indictments registered a 57 percent increase during the same years, while convictions rose 44 percent and state prison sentences increased by 66 percent.

FELONY DRUG OFFENSES

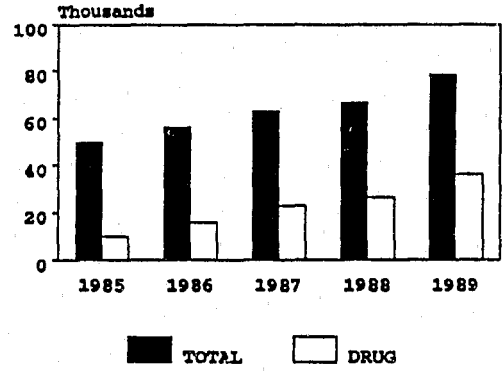
Felony drug arrests more than doubled in the five year period from 1985 to 1989. In 1985, felony drug arrests accounted for 17 percent of the felony arrest total compared to 30 percent in 1989. Drug indictments rose even more sharply, up 266 percent during the five year period. State prison sentences resulting from drug indictments increased from 2,865 in 1985 to 12,095 in 1989, a rise of 322 percent. In 1989, state prison sentences resulting from drug indictments accounted for 46 percent of the prison sentences compared to 18 percent in 1985.

NEW YORK STATE
PROCESSING TRENDS FOR FELONY CHARGES
1985-1989

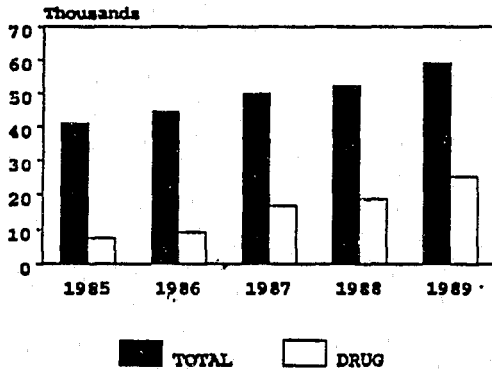
ARRESTS



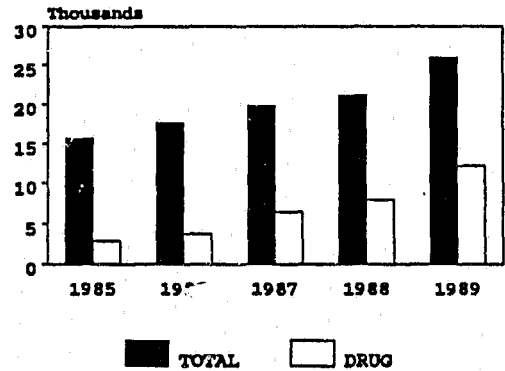
INDICTMENTS



CONVICTIONS



PRISON



| | 1985 | 1986 | 1987 | 1988 | 1989 | % change 1985-89 |
|-------------------------|---------|---------|---------|---------|---------|---------------------|
| Felony Arrests | 151,304 | 172,291 | 178,904 | 197,465 | 213,093 | 40.8% |
| Felony Drug Arrests | 25,293 | 35,224 | 43,209 | 53,175 | 63,404 | 150.7% |
| Felony Indictments | 50,091 | 56,261 | 63,267 | 66,753 | 78,377 | 56.5% |
| Felony Drug Indictments | 9,934 | 15,697 | 22,860 | 26,551 | 36,365 | 266.1% |
| Felony Convictions | 40,984 | 44,540 | 50,037 | 52,154 | 58,915 | 43.8% |
| Felony Drug Convictions | 7,422 | 9,292 | 16,617 | 18,690 | 25,295 | 240.8% |
| State Prison | 15,728 | 17,695 | 19,848 | 21,156 | 26,046 | 65.6% |
| State Prison (Drug) | 2,865 | 3,807 | 6,473 | 7,913 | 12,095 | 322.2% |

NEW YORK STATE

LAW ENFORCEMENT OFFICERS KILLED OR ASSAULTED

1989

During 1989, seven law enforcement officers were feloniously slain in the line of duty in New York State. Additionally, one Federal Drug Enforcement Agent was feloniously slain. Three other officers, including one Federal officer, accidentally lost their lives while performing law enforcement duties.

There were 7,926 officers assaulted while performing law enforcement functions, a decrease of 0.2 percent from the 7,944 officers assaulted in 1988.

In 1989, 86.7 percent of the assaults resulted in personal injury to the officer.

WEAPON

- o *Physical force, as in prior years, was the most common method of assault; 75.3 percent of the officers were assaulted in this manner.*
- o *Other dangerous weapons were the next most frequently used weapons in assaults (11.8%) followed by handguns at 9.5 percent, knives at 2.2 percent and lastly, other firearms at 1.2 percent.*

ACTIVITY

- o *As in previous years, assaults occurred most frequently when officers were attempting arrests, accounting for 31.5 percent of the assaults.*
- o *The next highest number of assaults took place during all other activities, accounting for 16.3 percent of the assaults.*
- o *The fewest number of assaults, 0.9 percent, occurred during ambushes.*

ASSIGNMENT

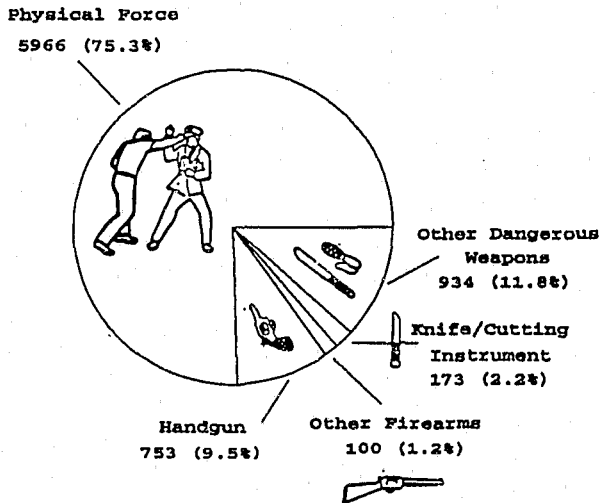
- o *Officers assigned to two-man vehicles experienced the most assaults, 48.3 percent. These assaults increased 0.9 percent over 1988.*
- o *In contrast, only 10.8 percent of the assaults were experienced by officers assigned to one-man vehicles. The 858 cases represent a 8.3 percent increase from the previous year.*

TIME


- o *The likelihood that a law enforcement officer would be assaulted was greatest between 10:00 PM and 12:00 PM, the hours when 1,124 of the assaults took place.*
- o *An assault was least likely to occur between 6:00 AM and 8:00 AM, the hours when only 233 of the assaults took place.*
- o *Almost half of all assaults (47.5%) occurred between 4:00 PM and midnight, the hours when police are usually their busiest.*
- o *The hours of 8:00 AM to 4:00 PM recorded the lowest number of assaults, 24.5 percent.*

OFFICERS ASSAULTED

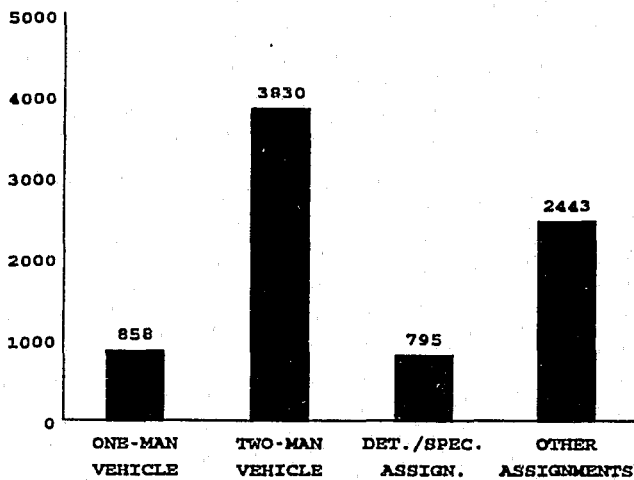
WEAPON



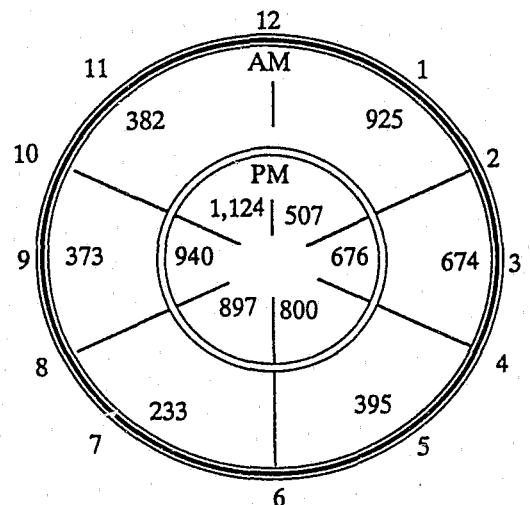
ACTIVITY



ASSIGNMENT



TIME



IN MEMORIAM



The Division of Criminal Justice Services joins the criminal justice community of New York State in extending its sincere sympathy to the families of the following law enforcement officers who gave their lives while protecting and serving the citizens of their community during 1989.

Officer Gary Coe..... New York City Police Department

Stabbed while investigating a traffic accident.

Deputy William Dillemath..... Erie County Sheriff's Department

Shot while serving a warrant.

Officer Anthony Dwyer..... New York City Police Department

Thrown from roof while attempting arrest of robbery suspects.

Detective Richard Guerzon..... New York City Police Department

Shot while transporting a prisoner.

Officer Jeffrey Herman..... New York City Police Department

Shot responding to a domestic dispute call.

Officer Robert Machate..... New York City Police Department

Shot during drug bust shootout.

Officer John Machuca..... Cornwall Town Police Department

Killed in an automobile accident while responding to a call.

Officer Dennis McCarney..... Long Island Railroad Police Department

Heart attack while pursuing a suspect.

Detective Keith Williams..... New York City Police Department

Shot while transporting a prisoner.

FEDERAL

Agent Everett Hatcher..... Drug Enforcement Administration

Killed during drug investigation.

Agent Howard Stuart-Houston..... Internal Revenue Service

Killed in an automobile accident while on duty.

LAW ENFORCEMENT AGENCIES

EMPLOYEES

- o *A total of 80,126 persons were employed by law enforcement agencies in New York State in 1989.¹ This figure includes both sworn and civilian personnel and those working full or part-time as well.*
- o *The 1989 figure represents an increase of 1.7 percent over the figure reported in 1988.*
- o *The largest department was the New York City Police Department with 35,605 employees.*
- o *The next largest departments in order of size, were the New York State Police with 4,890, the New York City Transit Authority with 4,010, Nassau County Police with 3,673 and the Suffolk County Police with 3,518 employees.*
- o *Statewide, 78.0 percent of the employees were sworn personnel.*
- o *The number of sworn personnel increased 1.5 percent between 1988 and 1989.*
- o *Ninety-six percent (96.3 percent) of the sworn personnel were employed full time.*
- o *Females accounted for 8.9 percent of the sworn personnel; the number of females employed rose 9.2 percent over the number employed in 1988.*
- o *Municipal police agencies employed 75.1 percent of the sworn personnel in New York State; special or multiple jurisdiction agencies (parks, railroads, university campuses, etc.) employed 17.4 percent and sheriffs employed the remaining 7.5 percent.*

EXPENDITURES

- o *The State's law enforcement agencies estimates of operating expenditures for 1989 amounted to \$3,912,044,054, an increase of 6.9 percent over 1988 operating expenditures. The 1989 expenditures were distributed across law enforcement jurisdictions as follows:*

| <u>Agency</u> | <u>Expenditures</u> | <u>Percent</u> |
|--------------------------------|------------------------|----------------|
| Sheriffs ² | \$ 336,827,424 | 8.6 |
| New York City P.D. | 1,600,000,000 | 41.0 |
| State Police | 216,547,000 | 5.5 |
| Municipalities | 1,135,269,401 | 29.0 |
| Authorities & Special Agencies | <u>623,400,229</u> | <u>15.9</u> |
| Total | \$3,912,044,054 | 100.0 |

¹Law enforcement agencies submit agency staffing estimates on an annual basis; these staffing estimates reflect all law enforcement employees - excluding employees assigned to jail duties - on the agencies' payrolls as of October 31, 1989.

²Does not include jail operating expenditures for 1989.

MUNICIPAL POLICE EMPLOYEES
NEW YORK STATE 1989

| AGENCY | SWORN | | | | | CIVILIAN | | | NUMBER OF VEHICLES | | |
|-------------------------------|--------------------|-------|---------------|---------------|-------|-------------|--------|-------|-----------------------|-----------|-----------|
| | EMPLOYEES TOTAL | TOTAL | FULL- TIME | PART- TIME | TOTAL | SEX MALE | FEMALE | TOTAL | | FULL TIME | PART TIME |
| ALBANY COUNTY | | | | | | | | | | | |
| ALBANY CITY PD | 457 | 317 | 317 | | 317 | 296 | 21 | 140 | 63 | 77 | 102 |
| ALTAMONT VILLAGE PD | 4 | 4 | 1 | 3 | 4 | 4 | | | | | 4 |
| BETHLEHEM TOWN PD | 50 | 33 | 33 | | 33 | 32 | 1 | 17 | 11 | 6 | 16 |
| COEYMANS TOWN PD | 32 | 17 | 3 | 14 | 17 | 16 | 1 | 15 | 3 | 12 | 5 |
| COHOES CITY PD | 49 | 32 | 32 | | 32 | 31 | 1 | 17 | 3 | 14 | 12 |
| COLONIE TOWN PD | 182 | 108 | 108 | | 108 | 107 | 1 | 74 | 41 | 33 | 53 |
| GREEN ISLAND VILLAGE PD | 15 | 9 | 9 | | 9 | 9 | | 6 | 6 | | 2 |
| GUILDERLAND TOWN PD | 32 | 21 | 21 | | 21 | 19 | 2 | 11 | 11 | | 15 |
| MENANDS VILLAGE PD | 10 | 10 | 10 | | 10 | 10 | | | | | 2 |
| RAVENA VILLAGE PD | 6 | 2 | 1 | 1 | 2 | 1 | 1 | 4 | 2 | 2 | |
| WATERVLIET CITY PD | 26 | 25 | 25 | | 25 | 25 | | 1 | | 1 | 5 |
| TOTAL | 863 | 578 | 560 | 18 | 578 | 550 | 28 | 285 | 140 | 145 | 216 |
| ALLEGANY COUNTY | | | | | | | | | | | |
| ALFRED VILLAGE PD | 6 | 6 | 6 | | 6 | 6 | | | | | 2 |
| AMITY TOWN BELMONT VILLAGE PD | 1 | 1 | 1 | | 1 | 1 | | | | | 1 |
| ANDOVER VILLAGE PD | 5 | 5 | 1 | 4 | 5 | 5 | | | | | 1 |
| ANGELICA VILLAGE PD | 2 | 2 | | 2 | 2 | 2 | | | | | 1 |
| BOLIVAR VILLAGE PD | 4 | 4 | 1 | 3 | 4 | 4 | | | | | 1 |
| CUBA TOWN PD | 8 | 7 | 3 | 4 | 7 | 7 | | 1 | | 1 | 3 |
| INDEPENDENCE TOWN PD | 3 | 3 | | 3 | 3 | 3 | | | | | 1 |
| WELLSVILLE VILLAGE PD | 25 | 17 | 11 | 6 | 17 | 17 | | 8 | 3 | 5 | 5 |
| TOTAL | 54 | 45 | 23 | 22 | 45 | 45 | | 9 | 3 | 6 | 15 |
| BROOME COUNTY | | | | | | | | | | | |
| BINGHAMTON CITY PD | 150 | 139 | 139 | | 139 | 137 | 2 | 11 | 11 | | 43 |
| DEPOSIT VILLAGE PD | 3 | 3 | 3 | | 3 | 3 | | | | | 2 |
| ENDICOTT VILLAGE PD | 42 | 38 | 38 | | 38 | 37 | 1 | 4 | 3 | 1 | 13 |
| JOHNSON CITY VILLAGE PD | 82 | 74 | 74 | | 73 | 73 | | 8 | 5 | 3 | 16 |
| PORT DICKINSON VILLAGE PD | 4 | 4 | 3 | 1 | 4 | 4 | | | | | 2 |
| VESTAL TOWN PD | 43 | 35 | 32 | 3 | 35 | 35 | | 8 | 7 | 1 | 16 |
| WINDSOR TOWN PD | 3 | 3 | 1 | 2 | 3 | 3 | | | | | 3 |
| TOTAL | 327 | 296 | 290 | 6 | 295 | 292 | 3 | 31 | 26 | 5 | 95 |

MUNICIPAL POLICE EMPLOYEES
NEW YORK STATE 1989

| AGENCY | EMPLOYEES | | SWORN | | SEX | | | CIVILIAN | | | NUMBER OF VEHICLES |
|---------------------------|-----------|-------|---------------|---------------|-------|------|--------|----------|-----------|-----------|-----------------------|
| | TOTAL | TOTAL | FULL- TIME | PART- TIME | TOTAL | MALE | FEMALE | TOTAL | FULL TIME | PART TIME | |
| CATTARAUGUS COUNTY | | | | | | | | | | | |
| ALLEGANY VILLAGE PD | 10 | 10 | 2 | 8 | 10 | 9 | 1 | | | | 3 |
| CATTARAUGUS VILLAGE PD | 5 | 5 | | 5 | 5 | 4 | 1 | | | | 1 |
| ELLCOTTVILLE PD | 8 | 8 | 1 | 7 | 8 | 7 | 1 | | | | 2 |
| FRANKLINVILLE VILLAGE PD | 7 | 7 | 2 | 5 | 7 | 7 | | | | | 1 |
| OLEAN CITY PD | 39 | 36 | 36 | | 36 | 34 | 2 | 3 | 2 | 1 | 8 |
| PORTVILLE VILLAGE PD | 4 | 3 | 1 | 2 | 3 | 3 | | 1 | | 1 | 2 |
| SALAMANCA CITY PD | 16 | 16 | 12 | 4 | 16 | 16 | | | | | 4 |
| TOTAL | 89 | 85 | 54 | 31 | 85 | 80 | 5 | 4 | 2 | 2 | 21 |
| CAYUGA COUNTY | | | | | | | | | | | |
| AUBURN CITY PD | 67 | 58 | 58 | | 58 | 58 | | 9 | 6 | 3 | 17 |
| MORAVIA VILLAGE PD | 5 | 5 | 1 | 4 | 5 | 5 | | | | | 2 |
| PORT BYRON VILLAGE PD | 4 | 3 | 3 | | 3 | 3 | | 1 | 1 | | 2 |
| WEEDSPORT VILLAGE PD | 6 | 6 | | 6 | 6 | 6 | | | | | 1 |
| TOTAL | 82 | 72 | 62 | 10 | 72 | 72 | | 10 | 7 | 3 | 22 |
| CHAUTAQUA COUNTY | | | | | | | | | | | |
| CARROLL TOWN PD | 6 | 5 | 1 | 4 | 5 | 5 | | 1 | | 1 | 2 |
| DUNKIRK CITY PD | 42 | 31 | 31 | | 31 | 31 | | 11 | | 11 | 6 |
| ELLCOTT TOWN PD | 17 | 16 | 11 | 5 | 16 | 16 | | 1 | 1 | | 6 |
| FREDONIA VILLAGE PD | 22 | 17 | 16 | 1 | 17 | 16 | 1 | 5 | | 5 | 5 |
| JAMESTOWN CITY PD | 104 | 74 | 74 | | 74 | 73 | 1 | 30 | 16 | 14 | 18 |
| LAKWOOD-BUSTI PD | 16 | 13 | 8 | 5 | 13 | 12 | 1 | 3 | 1 | 2 | 5 |
| SILVER CREEK VILLAGE PD | 9 | 8 | 5 | 3 | 8 | 8 | | 1 | 1 | | 3 |
| WESTFIELD VILLAGE PD | 18 | 15 | 5 | 10 | 15 | 15 | | 3 | | 3 | 3 |
| TOTAL | 234 | 179 | 151 | 28 | 179 | 176 | 3 | 55 | 19 | 36 | 48 |
| CHEMUNG COUNTY | | | | | | | | | | | |
| ELMIRA CITY PD | 95 | 85 | 85 | | 85 | 82 | 3 | 10 | 6 | 4 | 19 |
| ELMIRA HEIGHTS VILLAGE PD | 10 | 10 | 10 | | 10 | 10 | | | | | 3 |
| ELMIRA TOWN PD | 4 | 4 | 4 | | 4 | 4 | | | | | 2 |
| HORSEHEADS VILLAGE PD | 15 | 11 | 11 | | 11 | 11 | | 4 | 4 | | 3 |
| SOUTHPORT TOWN PD | 5 | 1 | 1 | | 1 | 1 | | 4 | 4 | | 2 |
| TOTAL | 129 | 111 | 111 | | 111 | 108 | 3 | 18 | 14 | 4 | 29 |

MUNICIPAL POLICE EMPLOYEES
NEW YORK STATE 1989

| AGENCY | SWORN | | | | | | | CIVILIAN | | | NUMBER OF VEHICLES |
|-----------------------------|-----------------|-------|-----------|-----------|-------|----------|--------|----------|-----------|-----------|--------------------|
| | EMPLOYEES TOTAL | TOTAL | FULL-TIME | PART-TIME | TOTAL | SEX MALE | FEMALE | TOTAL | FULL TIME | PART TIME | |
| CHENANGO COUNTY | | | | | | | | | | | |
| AFTON VILLAGE PD | 3 | 3 | | 3 | 3 | 3 | | | | | 1 |
| BAINBRIDGE VILLAGE PD | 6 | 5 | | 5 | 5 | 4 | 1 | 1 | | 1 | 1 |
| GREENE VILLAGE PD | 9 | 7 | 2 | 5 | 7 | 7 | | 2 | 1 | 1 | 1 |
| NEW BERLIN TOWN AND VILL PD | 3 | 3 | | 3 | 3 | 2 | 1 | | | | 1 |
| NORWICH CITY PD | 20 | 18 | 18 | | 18 | 16 | 2 | 2 | 2 | | 4 |
| SHERBURNE VILLAGE PD | 4 | 4 | | 4 | 4 | 4 | | | | | 1 |
| TOTAL | 45 | 40 | 20 | 20 | 40 | 36 | 4 | 5 | 3 | 2 | 9 |
| CLINTON COUNTY | | | | | | | | | | | |
| CHAMPLAIN VILLAGE PD | 4 | 4 | | 4 | 4 | 4 | | | | | 4 |
| PLATTSBURGH CITY PD | 51 | 48 | 48 | | 48 | 46 | 2 | 3 | 2 | 1 | 10 |
| ROUSES POINT VILLAGE PD | 7 | 7 | 1 | 6 | 7 | 7 | | | | | 2 |
| TOTAL | 62 | 59 | 49 | 10 | 59 | 57 | 2 | 3 | 2 | 1 | 16 |
| COLUMBIA COUNTY | | | | | | | | | | | |
| CHATHAM VILLAGE PD | 16 | 15 | 3 | 12 | 15 | 14 | 1 | 1 | 1 | | 2 |
| COPAKE TOWN PD | 8 | 8 | | 8 | 8 | 8 | | | | | 2 |
| GERMANTOWN TOWN PD | 4 | 4 | | 4 | 4 | 4 | | | | | 1 |
| GREENPORT TOWN PD | 5 | 4 | 2 | 2 | 4 | 4 | | 1 | | 1 | 2 |
| HUDSON CITY PD | 28 | 24 | 24 | | 24 | 23 | 1 | 4 | 1 | 3 | 6 |
| PHILMONT VILLAGE PD | 5 | 5 | | 5 | 5 | 5 | | | | | 1 |
| STOCKPORT TOWN PD | 1 | 1 | | 1 | 1 | 1 | | | | | 1 |
| TOTAL | 67 | 61 | 29 | 32 | 61 | 59 | 2 | 6 | 2 | 4 | 15 |
| CORTLAND COUNTY | | | | | | | | | | | |
| CORTLAND CITY PD | 44 | 40 | 40 | | 40 | 39 | 1 | 4 | 4 | | 14 |
| HOMER VILLAGE PD | 10 | 9 | 4 | 5 | 9 | 8 | 1 | 1 | 1 | | 2 |
| MCGRAW VILLAGE PD | 2 | 1 | | 1 | 1 | 1 | | 1 | | 1 | 1 |
| TOTAL | 56 | 50 | 44 | 6 | 50 | 48 | 2 | 6 | 5 | 1 | 17 |
| DELAWARE COUNTY | | | | | | | | | | | |
| COLCHESTER TOWN PD | 2 | 2 | 2 | | 2 | 2 | | | | | 2 |
| DELHI VILLAGE PD | 8 | 7 | 4 | 3 | 7 | 6 | 1 | 1 | | 1 | 2 |

MUNICIPAL POLICE EMPLOYEES
NEW YORK STATE 1989

| AGENCY | SWORN | | | | | | | | CIVILIAN | | | NUMBER OF VEHICLES |
|--------------------------------|-----------|-------|-------|-------|-------|------|--------|-------|-----------|-----------|--|-----------------------|
| | EMPLOYEES | | FULL- | PART- | TOTAL | SEX | | TOTAL | FULL TIME | PART TIME | | |
| | TOTAL | TOTAL | TIME | TIME | | MALE | FEMALE | | | | | |
| DELAWARE COUNTY (CONTINUED) | | | | | | | | | | | | |
| HANCOCK VILLAGE PD | 9 | 5 | | 5 | 5 | 5 | | 4 | | 4 | | 2 |
| SIDNEY VILLAGE PD | 9 | 8 | 8 | | 8 | 8 | | 1 | | 1 | | 4 |
| WALTON VILLAGE PD | 13 | 11 | 4 | 7 | 11 | 11 | | 2 | 1 | 1 | | 2 |
| TOTAL | 41 | 33 | 18 | 15 | 33 | 32 | 1 | 8 | 1 | 7 | | 12 |
| DUTCHESS COUNTY | | | | | | | | | | | | |
| BEACON CITY PD | 35 | 33 | 33 | | 33 | 32 | 1 | 2 | 2 | | | 10 |
| EAST FISHKILL TOWN PD | 31 | 22 | 18 | 4 | 22 | 20 | 2 | 9 | 6 | 3 | | 12 |
| FISHKILL TOWN PD | 38 | 25 | | 25 | 25 | 24 | 1 | 13 | 1 | 12 | | 6 |
| FISHKILL VILLAGE PD | 25 | 25 | | 25 | 25 | 24 | 1 | | | | | 3 |
| HYDE PARK TOWN PD | 20 | 18 | 9 | 9 | 18 | 17 | 1 | 2 | 2 | | | 7 |
| MILLBROOK VILLAGE PD | 9 | 6 | | 6 | 6 | 6 | | 3 | | 3 | | 1 |
| NORTHEAST T AND MILLERTON V PD | 8 | 8 | | 8 | 8 | 7 | 1 | | | | | 2 |
| PAWLING VILLAGE PD | 9 | 9 | 4 | 5 | 9 | 8 | 1 | | | | | 3 |
| PINE PLAINS TOWN PD | 10 | 10 | | 10 | 10 | 10 | | | | | | 2 |
| POUGHKEEPSIE CITY PD | 86 | 76 | 76 | | 76 | 72 | 4 | 10 | 10 | | | 24 |
| POUGHKEEPSIE TOWN PD | 84 | 72 | 72 | | 72 | 69 | 3 | 12 | 10 | 2 | | 32 |
| RED HOOK VILLAGE PD | 9 | 9 | 2 | | 9 | 9 | | | | | | 2 |
| RHINEBECK VILLAGE PD | 12 | 11 | | 11 | 11 | 11 | | 1 | 1 | | | 1 |
| WAPPINGERS FALLS VILLAGE PD | 27 | 19 | 4 | 15 | 19 | 19 | | 8 | 3 | 5 | | 4 |
| TOTAL | 403 | 343 | 218 | 125 | 343 | 328 | 15 | 60 | 35 | 25 | | 109 |
| ERIE COUNTY | | | | | | | | | | | | |
| AKRON VILLAGE PD | 2 | 2 | 1 | 1 | 2 | 2 | | | | | | 1 |
| AMHERST TOWN PD | 174 | 140 | 140 | | 140 | 137 | 3 | 34 | 26 | 8 | | 41 |
| BRANT TOWN PD | 6 | 6 | 1 | 5 | 6 | 6 | | | | | | 2 |
| BUFFALO CITY PD | 1386 | 1039 | 1039 | | 1039 | 903 | 136 | 347 | 141 | 206 | | 251 |
| CHEEKTOWAGA TOWN PD | 169 | 127 | 127 | | 127 | 124 | 3 | 42 | 28 | 14 | | 44 |
| DEPEW VILLAGE PD | 39 | 31 | 31 | | 31 | 31 | | 8 | 8 | | | 9 |
| EAST AURORA-TOWN OF AURORA PD | 24 | 14 | 14 | | 14 | 14 | | 10 | 4 | 6 | | 6 |
| EDEN TOWN PD | 13 | 7 | 4 | 3 | 7 | 7 | | 6 | 1 | 5 | | 3 |
| EVANS TOWN PD | 33 | 24 | 20 | 4 | 23 | 22 | 1 | 9 | 5 | 4 | | 10 |
| GOWANDA VILLAGE PD | 13 | 13 | 5 | 8 | 13 | 13 | | | | | | 2 |
| HAMBURG TOWN PD | 68 | 63 | 63 | | 63 | 61 | 2 | 5 | 5 | | | 15 |
| HAMBURG VILLAGE PD | 24 | 16 | 16 | | 16 | 16 | | 8 | 5 | 3 | | 5 |
| KENMORE VILLAGE PD | 44 | 28 | 28 | | 28 | 28 | | 16 | 1 | 15 | | 8 |
| LACKAWANNA CITY PD | 78 | 53 | 53 | | 53 | 53 | | 25 | 25 | | | 13 |

MUNICIPAL POLICE EMPLOYEES
NEW YORK STATE 1989

| AGENCY | EMPLOYEES | | SWORN | | | | | CIVILIAN | | | NUMBER OF VEHICLES |
|-------------------------|-----------|-------|-----------|-----------|-------|----------|------------|----------|-----------|-----------|--------------------|
| | TOTAL | TOTAL | FULL-TIME | PART-TIME | TOTAL | SEX MALE | SEX FEMALE | TOTAL | FULL TIME | PART TIME | |
| ERIE COUNTY (CONTINUED) | | | | | | | | | | | |
| LANCASTER TOWN PD | 28 | 23 | 23 | | 23 | 23 | | 5 | 5 | | 13 |
| LANCASTER VILLAGE PD | 22 | 16 | 16 | | 16 | 16 | | 6 | 6 | | 5 |
| ORCHARD PARK TOWN PD | 32 | 31 | 31 | | 31 | 30 | 1 | 1 | 1 | | 8 |
| TONAWANDA CITY PD | 39 | 33 | 33 | | 33 | 31 | 2 | 6 | 6 | | 11 |
| TONAWANDA TOWN PD | 153 | 105 | 105 | | 105 | 104 | 1 | 48 | 44 | 4 | 32 |
| WEST SENECA TOWN PD | 94 | 66 | 66 | | 66 | 65 | 1 | 28 | 5 | 23 | 17 |
| TOTAL | 2441 | 1837 | 1816 | 21 | 1836 | 1686 | 150 | 604 | 316 | 288 | 496 |
| ESSEX COUNTY | | | | | | | | | | | |
| LAKE PLACID VILLAGE PD | 16 | 13 | 12 | 1 | 13 | 12 | 1 | 3 | 2 | 1 | 5 |
| MORIAH TOWN PD | 5 | 5 | 1 | 4 | 5 | 5 | | | | | 1 |
| PORT HENRY VILLAGE PD | 4 | 4 | 1 | 3 | 4 | 4 | | | | | 1 |
| TICONDEROGA TOWN PD | 8 | 8 | 8 | | 8 | 8 | | | | | 3 |
| TOTAL | 33 | 30 | 22 | 8 | 30 | 29 | 1 | 3 | 2 | 1 | 10 |
| FRANKLIN COUNTY | | | | | | | | | | | |
| MALONE VILLAGE PD | 17 | 16 | 16 | | 16 | 16 | | 1 | 1 | | 3 |
| SARANAC LAKE VILLAGE PD | 16 | 14 | 13 | 1 | 14 | 12 | 2 | 2 | 2 | | 3 |
| TUPPER LAKE VILLAGE PD | 12 | 11 | 11 | | 11 | 10 | 1 | 1 | 1 | | 2 |
| TOTAL | 45 | 41 | 40 | 1 | 41 | 38 | 3 | 4 | 4 | | 8 |
| FULTON COUNTY | | | | | | | | | | | |
| GLOVERSVILLE CITY PD | 37 | 35 | 35 | | 35 | 34 | 1 | 2 | 2 | | 7 |
| JOHNSTOWN CITY PD | 23 | 23 | 23 | | 23 | 23 | | | | | 8 |
| MAYFIELD VILLAGE PD | 2 | 2 | | 2 | 2 | 2 | | | | | 1 |
| NORTHVILLE VILLAGE PD | 7 | 7 | | 7 | 7 | 7 | | | | | 1 |
| TOTAL | 69 | 67 | 58 | 9 | 67 | 66 | 1 | 2 | 2 | | 17 |
| GENESEE COUNTY | | | | | | | | | | | |
| BATAVIA CITY PD | 37 | 33 | 33 | | 33 | 33 | | 4 | 4 | | 12 |
| CORFU VILLAGE PD | 1 | 1 | | 1 | 1 | 1 | | | | | 1 |
| LE ROY VILLAGE PD | 18 | 10 | 8 | 2 | 10 | 10 | | 8 | 3 | 5 | 3 |
| TOTAL | 56 | 44 | 41 | 3 | 44 | 44 | | 12 | 7 | 5 | 16 |

MUNICIPAL POLICE EMPLOYEES
NEW YORK STATE 1989

| AGENCY | EMPLOYEES | | SWORN | | SEX | | CIVILIAN | | | NUMBER OF VEHICLES | |
|---------------------------|-----------|-------|-----------|-----------|-------|------|----------|-------|-----------|--------------------|-----------|
| | TOTAL | TOTAL | FULL-TIME | PART-TIME | TOTAL | MALE | FEMALE | TOTAL | FULL TIME | | PART TIME |
| GREENE COUNTY | | | | | | | | | | | |
| ATHENS VILLAGE PD | 10 | 10 | 3 | 7 | 10 | 9 | 1 | | | | 3 |
| CAIRO TOWN PD | 5 | 5 | | 5 | 5 | 5 | | | | | 2 |
| CATSKILL VILLAGE PD | 21 | 21 | 16 | 5 | 21 | 20 | 1 | | | | 4 |
| COXSACKIE VILLAGE PD | 10 | 10 | 1 | 9 | 10 | 10 | | | | | 3 |
| DURHAM TOWN PD | 7 | 6 | | 6 | 6 | 6 | | 1 | | 1 | 3 |
| HUNTER TOWN PD | 13 | 12 | 1 | 11 | 12 | 12 | | 1 | | 1 | 5 |
| WINDHAM TOWN PD | 8 | 8 | | 8 | 8 | 8 | | | | | 1 |
| TOTAL | 74 | 72 | 21 | 51 | 72 | 70 | 2 | 2 | | 2 | 21 |
| HAMILTON COUNTY | | | | | | | | | | | |
| INLET TOWN PD | 7 | 5 | 2 | 3 | 5 | 4 | 1 | 2 | | 2 | 3 |
| TOTAL | 7 | 5 | 2 | 3 | 5 | 4 | 1 | 2 | | 2 | 3 |
| HERKIMER COUNTY | | | | | | | | | | | |
| DOLGEVILLE VILLAGE PD | 19 | 15 | 5 | 10 | 15 | 15 | | 4 | | 4 | 3 |
| FRANKFORT VILLAGE PD | 14 | 14 | 4 | 10 | 14 | 14 | | | | | 3 |
| HERKIMER VILLAGE PD | 21 | 20 | 20 | | 20 | 20 | | 1 | 1 | | 5 |
| ILION VILLAGE PD | 20 | 20 | 16 | 4 | 20 | 19 | 1 | | | | 5 |
| LITTLE FALLS CITY PD | 23 | 22 | 15 | 7 | 22 | 22 | | 1 | | 1 | 6 |
| MOHAWK VILLAGE PD | 12 | 11 | 6 | 5 | 10 | 10 | | 1 | 1 | | 2 |
| WEBB TOWN PD | 5 | 5 | 4 | 1 | 5 | 5 | | | | | 2 |
| TOTAL | 114 | 107 | 70 | 37 | 106 | 105 | 1 | 7 | 2 | 5 | 26 |
| JEFFERSON COUNTY | | | | | | | | | | | |
| ADAMS VILLAGE PD | 8 | 8 | | 8 | 8 | 8 | | | | | 2 |
| ALEXANDRIA BAY VILLAGE PD | 6 | 6 | 4 | 2 | 6 | 6 | | | | | 2 |
| BROWNVILLE VILLAGE PD | 3 | 3 | | 3 | 3 | 3 | | | | | 3 |
| CAPE VINCENT VILLAGE PD | 2 | 2 | | 2 | 2 | 2 | | | | | 1 |
| CARTHAGE VILLAGE PD | 12 | 11 | 6 | 5 | 11 | 11 | | 1 | 1 | | 3 |
| CLAYTON VILLAGE PD | 6 | 6 | 5 | 1 | 6 | 6 | | | | | 1 |
| DEXTER VILLAGE PD | 3 | 3 | | 3 | 3 | 3 | | | | | 3 |
| GLEN PARK VILLAGE PD | 3 | 3 | | 3 | 3 | 3 | | | | | 3 |
| SACKETS HARBOR VILLAGE PD | 4 | 4 | | 4 | 4 | 4 | | | | | 1 |
| WATERTOWN CITY PD | 97 | 76 | 76 | | 76 | 71 | 5 | 21 | 18 | 3 | 21 |

MUNICIPAL POLICE EMPLOYEES
NEW YORK STATE 1989

| AGENCY | EMPLOYEES | | SWORN | | SEX | | | CIVILIAN | | | NUMBER OF VEHICLES |
|------------------------------|-----------|-------|-----------|-----------|-------|------|--------|----------|-----------|-----------|--------------------|
| | TOTAL | TOTAL | FULL-TIME | PART-TIME | TOTAL | MALE | FEMALE | TOTAL | FULL TIME | PART TIME | |
| JEFFERSON COUNTY (CONTINUED) | | | | | | | | | | | |
| WEST CARTHAGE VILLAGE PD | 7 | 7 | | 7 | 7 | 7 | | | | | 2 |
| TOTAL | 151 | 129 | 91 | 38 | 129 | 124 | 5 | 22 | 19 | 3 | 42 |
| LEWIS COUNTY | | | | | | | | | | | |
| LOWVILLE VILLAGE PD | 7 | 7 | 6 | 1 | 7 | 6 | 1 | | | | 2 |
| LYONS FALLS VILLAGE PD | 1 | 1 | | 1 | 1 | 1 | | | | | 1 |
| TOTAL | 8 | 8 | 6 | 2 | 8 | 7 | 1 | | | | 3 |
| LIVINGSTON COUNTY | | | | | | | | | | | |
| AVON VILLAGE PD | 11 | 8 | 3 | 5 | 8 | 8 | | 3 | | 3 | 2 |
| CALEDONIA VILLAGE PD | 6 | 5 | 2 | 3 | 5 | 5 | | 1 | | 1 | 2 |
| DANSVILLE VILLAGE PD | 17 | 8 | 7 | 1 | 8 | 8 | | 9 | 3 | 6 | 4 |
| GENESEO VILLAGE PD | 9 | 8 | 6 | 2 | 8 | 7 | 1 | 1 | | 1 | 3 |
| MOUNT MORRIS VILLAGE PD | 13 | 11 | 4 | 7 | 11 | 11 | | 2 | 1 | 1 | 3 |
| NUNDA TOWN AND VILLAGE PD | 4 | 4 | | 4 | 4 | 4 | | | | | 1 |
| TOTAL | 60 | 44 | 22 | 22 | 44 | 43 | 1 | 16 | 4 | 12 | 15 |
| MADISON COUNTY | | | | | | | | | | | |
| CANASTOTA VILLAGE PD | 12 | 11 | 5 | 6 | 11 | 11 | | 1 | | 1 | 3 |
| CAZENOVIA VILLAGE PD | 16 | 8 | 4 | 4 | 8 | 8 | | 8 | | 8 | 2 |
| CHITTENANGO VILLAGE PD | 15 | 13 | 6 | 7 | 13 | 13 | | 2 | | 2 | 4 |
| EARLVILLE VILLAGE PD | 2 | 2 | | 2 | 2 | 2 | | | | | 1 |
| HAMILTON VILLAGE PD | 13 | 13 | 5 | 8 | 13 | 12 | 1 | | | | 2 |
| ONEIDA CITY PD | 25 | 20 | 18 | 2 | 20 | 19 | 1 | 5 | 2 | 3 | 9 |
| TOTAL | 83 | 67 | 38 | 29 | 67 | 65 | 2 | 16 | 2 | 14 | 21 |
| MONROE COUNTY | | | | | | | | | | | |
| BRIGHTON TOWN PD | 52 | 40 | 40 | | 40 | 37 | 3 | 12 | 9 | 3 | 18 |
| BROCKPORT VILLAGE PD | 33 | 17 | 14 | 3 | 17 | 16 | 1 | 16 | 4 | 12 | 6 |
| EAST ROCHESTER VILLAGE PD | 14 | 13 | 10 | 3 | 13 | 13 | | 1 | 1 | | 4 |
| FAIRPORT VILLAGE PD | 11 | 7 | 7 | | 7 | 7 | | 4 | 1 | 3 | 4 |
| GATES TOWN PD | 56 | 32 | 32 | | 32 | 29 | 3 | 24 | 7 | 17 | 13 |
| GREECE TOWN PD | 152 | 92 | 92 | | 92 | 87 | 5 | 60 | 16 | 44 | 58 |
| IRONDEQUOIT TOWN PD | 68 | 54 | 54 | | 54 | 49 | 5 | 14 | 9 | 5 | 27 |

MUNICIPAL POLICE EMPLOYEES
NEW YORK STATE 1989

| AGENCY | EMPLOYEES | | FULL-TIME | | PART-TIME | | SEX | | CIVILIAN | | | NUMBER OF VEHICLES |
|-------------------------------|-----------|-------|-----------|-------|-----------|--------|-------|-----------|-----------|-----|--|--------------------|
| | TOTAL | TOTAL | TOTAL | TOTAL | MALE | FEMALE | TOTAL | FULL TIME | PART TIME | | | |
| MONROE COUNTY (CONTINUED) | | | | | | | | | | | | |
| OGDEN TOWN PD | 12 | 9 | 8 | 1 | 9 | 9 | | 3 | 1 | 2 | | 7 |
| ROCHESTER CITY PD | 772 | 641 | 641 | | 641 | 593 | 48 | 131 | 121 | 10 | | 351 |
| WEBSTER TOWN AND VILLAGE PD | 42 | 30 | 30 | | 30 | 29 | 1 | 12 | 11 | 1 | | 18 |
| WHEATLAND TOWN PD | 11 | 7 | 3 | 4 | 7 | 7 | | 4 | | 4 | | 3 |
| TOTAL | 1223 | 942 | 931 | 11 | 942 | 876 | 66 | 281 | 180 | 101 | | 509 |
| MONTGOMERY COUNTY | | | | | | | | | | | | |
| AMSTERDAM CITY PD | 42 | 40 | 40 | | 40 | 39 | 1 | 2 | 2 | | | 12 |
| CANAJOHARIE VILLAGE PD | 8 | 8 | 4 | 4 | 9 | 7 | 2 | | | | | 1 |
| FORT PLAIN VILLAGE PD | 15 | 15 | 2 | 13 | 15 | 14 | 1 | | | | | 2 |
| ST JOHNSTOWN VILLAGE PD | 12 | 11 | 3 | 8 | 11 | 10 | 1 | 1 | | 1 | | 1 |
| TOTAL | 77 | 74 | 49 | 25 | 75 | 70 | 5 | 3 | 2 | 1 | | 16 |
| NASSAU COUNTY | | | | | | | | | | | | |
| CENTRE ISLAND VILLAGE PD | 10 | 10 | 3 | 7 | 10 | 10 | | | | | | 3 |
| COVE NECK VILLAGE PD | 8 | 8 | 3 | 5 | 8 | 8 | | | | | | 1 |
| FLORAL PARK VILLAGE PD | 45 | 37 | 37 | | 37 | 36 | 1 | 8 | 8 | | | 10 |
| FREEMAN VILLAGE PD | 98 | 87 | 87 | | 87 | 83 | 4 | 11 | 11 | | | 35 |
| GARDEN CITY VILLAGE PD | 67 | 53 | 53 | | 53 | 53 | | 14 | 14 | | | 24 |
| GLEN COVE CITY PD | 63 | 52 | 52 | | 52 | 50 | 2 | 11 | 9 | 2 | | 19 |
| GREAT NECK ESTATES VILLAGE PD | 15 | 14 | 14 | | 14 | 14 | | 1 | 1 | | | 4 |
| HEMPSTEAD VILLAGE PD | 153 | 98 | 98 | | 98 | 93 | 5 | 55 | 31 | 24 | | 47 |
| KENSINGTON VILLAGE PD | 6 | 6 | 6 | | 6 | 6 | | | | | | 3 |
| KINGS POINT VILLAGE PD | 24 | 24 | 24 | | 24 | 24 | | | | | | 7 |
| LAKE SUCCESS VILLAGE PD | 30 | 24 | 24 | | 24 | 24 | | 6 | 3 | 3 | | 5 |
| LAUREL HOLLOW VILLAGE PD | 13 | 11 | 9 | 2 | 11 | 11 | | 2 | 2 | | | 2 |
| LONG BEACH CITY PD | 99 | 79 | 79 | | 79 | 78 | 1 | 20 | 12 | 8 | | 36 |
| LYNBROOK VILLAGE PD | 51 | 45 | 45 | | 45 | 45 | | 6 | 6 | | | 14 |
| MALVERNE VILLAGE PD | 30 | 23 | 23 | | 23 | 23 | | 7 | | 7 | | 9 |
| MILL NECK VILLAGE PD | 8 | 8 | 3 | 5 | 8 | 8 | | | | | | 3 |
| NASSAU COUNTY PD | 3673 | 3068 | 3068 | | 3068 | 2900 | 168 | 605 | 585 | 20 | | 1033 |
| OLD BROOKVILLE VILLAGE PD | 47 | 37 | 37 | | 37 | 37 | | 10 | 8 | 2 | | 7 |
| OLD WESTBURY VILLAGE PD | 28 | 24 | 24 | | 24 | 24 | | 4 | 4 | | | 8 |
| OYSTER BAY COVE VILLAGE PD | 8 | 8 | 7 | 1 | 8 | 8 | | | | | | 2 |
| PORT WASHINGTON VILLAGE PD | 79 | 58 | 58 | | 58 | 57 | 1 | 21 | 8 | 13 | | 20 |
| ROCKVILLE CENTRE VILLAGE PD | 88 | 53 | 53 | | 53 | 52 | 1 | 35 | 10 | 25 | | 24 |

MUNICIPAL POLICE EMPLOYEES
NEW YORK STATE 1989

| AGENCY | SWORN | | | | CIVILIAN | | | NUMBER OF VEHICLES | | | |
|------------------------------|-----------------|-------|-----------|-----------|----------|----------|------------|--------------------|-------|-----------|-----------|
| | EMPLOYEES TOTAL | TOTAL | FULL-TIME | PART-TIME | TOTAL | SEX MALE | SEX FEMALE | | TOTAL | FULL TIME | PART TIME |
| NASSAU COUNTY (CONTINUED) | | | | | | | | | | | |
| SANDS POINT VILLAGE PD | 23 | 23 | 23 | | 23 | 22 | 1 | | | | 5 |
| TOTAL | 4666 | 3850 | 3830 | 20 | 3850 | 3666 | 184 | 816 | 712 | 104 | 1321 |
| NIAGARA COUNTY | | | | | | | | | | | |
| LEWISTON VILLAGE PD | 11 | 11 | 3 | 8 | 11 | 11 | | | | | 4 |
| LOCKPORT CITY PD | 56 | 54 | 54 | | 54 | 52 | 2 | 2 | 2 | | 14 |
| MIDDLEPORT VILLAGE PD | 8 | 8 | 2 | 6 | 8 | 8 | | | | | 1 |
| NIAGARA FALLS CITY PD | 169 | 143 | 143 | | 143 | 136 | 7 | 26 | 21 | 5 | 63 |
| NIAGARA TOWN PD | 11 | 10 | 4 | 6 | 10 | 10 | | 1 | | 1 | 3 |
| NORTH TONAWANDA CITY PD | 63 | 55 | 55 | | 55 | 53 | 2 | 8 | 4 | 4 | 17 |
| TOTAL | 318 | 281 | 261 | 20 | 281 | 270 | 11 | 37 | 27 | 10 | 102 |
| ONEIDA COUNTY | | | | | | | | | | | |
| BOONVILLE VILLAGE PD | 3 | 3 | 3 | | 3 | 3 | | | | | 2 |
| CAMDEN VILLAGE PD | 9 | 6 | 3 | 3 | 6 | 6 | | 3 | | 3 | 3 |
| CLINTON VILLAGE PD | 33 | 9 | 1 | 8 | 9 | 9 | | 24 | 5 | 19 | 3 |
| KIRKLAND TOWN PD | 8 | 7 | 3 | 4 | 7 | 7 | | 1 | | 1 | 3 |
| NEW HARTFORD TOWN AND VIL PD | 20 | 18 | 10 | 8 | 18 | 18 | | 2 | 1 | 1 | 3 |
| NEW YORK MILLS VILLAGE PD | 10 | 9 | 4 | 5 | 9 | 9 | | 1 | | 1 | 2 |
| ORISKANY VILLAGE PD | 5 | 5 | | 5 | 5 | 5 | | | | | 1 |
| ROME CITY PD | 100 | 67 | 67 | | 67 | 64 | 3 | 33 | 8 | 25 | 32 |
| SHERRILL CITY PD | 11 | 11 | 4 | 7 | 11 | 11 | | | | | 3 |
| UTICA CITY PD | 163 | 156 | 156 | | 156 | 152 | 4 | 7 | 7 | | 55 |
| VERNON VILLAGE PD | 7 | 7 | 1 | 6 | 7 | 7 | | | | | 2 |
| WATERVILLE VILLAGE PD | 4 | 4 | | 4 | 4 | 3 | 1 | | | | 1 |
| WHITESBORO VILLAGE PD | 6 | 6 | 6 | | 6 | 6 | | | | | 4 |
| WHITESTOWN TOWN PD | 8 | 8 | 5 | 3 | 8 | 8 | | | | | 3 |
| YORKVILLE VILLAGE PD | 5 | 5 | 2 | 3 | 5 | 5 | | | | | 2 |
| TOTAL | 392 | 321 | 265 | 56 | 321 | 313 | 8 | 71 | 21 | 50 | 119 |
| ONONDAGA COUNTY | | | | | | | | | | | |
| BALDWINVILLE VILLAGE PD | 29 | 13 | 12 | 1 | 13 | 11 | 2 | 16 | 3 | 13 | 6 |
| CAMILLUS TOWN AND VILLAGE PD | 21 | 19 | 17 | 2 | 19 | 17 | 2 | 2 | 1 | 1 | 13 |
| CICERO TOWN PD | 16 | 16 | | 16 | 16 | 16 | | | | | 5 |
| CLAY TOWN PD | 41 | 28 | 19 | 9 | 28 | 27 | 1 | 13 | 7 | 6 | 16 |
| DEWITT TOWN PD | 34 | 30 | 30 | | 30 | 27 | 3 | 4 | 3 | 1 | 22 |

MUNICIPAL POLICE EMPLOYEES
NEW YORK STATE 1989

| AGENCY | EMPLOYEES | | FULL-TIME | | PART-TIME | | SEX | | CIVILIAN | | | NUMBER OF VEHICLES |
|-------------------------------|-----------|-------|-----------|-------|-----------|------|--------|-------|-----------|-----------|-----|--------------------|
| | TOTAL | TOTAL | TOTAL | TOTAL | TOTAL | MALE | FEMALE | TOTAL | FULL TIME | PART TIME | | |
| ONONDAGA COUNTY (CONTINUED) | | | | | | | | | | | | |
| EAST SYRACUSE VILLAGE PD | 19 | 10 | 8 | 2 | 10 | 10 | | 9 | 5 | 4 | 5 | |
| GEDDES TOWN PD | 17 | 15 | 15 | | 15 | 14 | 1 | 2 | 1 | 1 | 7 | |
| JORDAN VILLAGE PD | 9 | 7 | | 7 | 7 | 7 | | 2 | | 2 | 2 | |
| LIVERPOOL VILLAGE PD | 23 | 20 | 15 | 5 | 20 | 20 | | 3 | 3 | | 7 | |
| MANLIUS TOWN PD | 38 | 33 | 32 | 1 | 33 | 30 | 3 | 5 | 4 | 1 | 18 | |
| MARCELLUS VILLAGE PD | 12 | 8 | 1 | 7 | 8 | 7 | 1 | 4 | | 4 | 2 | |
| NORTH SYRACUSE VILL PD | 26 | 19 | 12 | 7 | 19 | 17 | 2 | 7 | 5 | 2 | 7 | |
| SKANEATELES VILLAGE PD | 15 | 10 | 5 | 5 | 10 | 10 | | 5 | | 5 | 2 | |
| SOLVAY VILLAGE PD | 25 | 16 | 14 | 2 | 16 | 16 | | 9 | 4 | 5 | 7 | |
| SYRACUSE CITY PD | 650 | 450 | 450 | | 450 | 409 | 41 | 200 | 129 | 71 | 238 | |
| TOTAL | 975 | 694 | 630 | 64 | 694 | 638 | 56 | 281 | 165 | 116 | 357 | |
| ONTARIO COUNTY | | | | | | | | | | | | |
| CANANDAIGUA CITY PD | 35 | 26 | 26 | | 26 | 26 | | 9 | 5 | 4 | 11 | |
| CLIFTON SPRINGS VILLAGE PD | 6 | 5 | 1 | 4 | 5 | 4 | 1 | 1 | | 1 | 1 | |
| GENEVA CITY PD | 36 | 34 | 34 | | 34 | 32 | 2 | 2 | 2 | | 10 | |
| MANCHESTER VILLAGE PD | 1 | 1 | | 1 | 1 | 1 | | | | | 1 | |
| NAPLES TOWN AND VILLAGE PD | 2 | 2 | 1 | 1 | 2 | 2 | | | | | 1 | |
| PHELPS VILLAGE PD | 6 | 6 | | 6 | 6 | 6 | | | | | 1 | |
| SHORTSVILLE VILLAGE PD | 2 | 2 | | 2 | 2 | 2 | | | | | 1 | |
| TOTAL | 88 | 76 | 62 | 14 | 76 | 73 | 3 | 12 | 7 | 5 | 26 | |
| ORANGE COUNTY | | | | | | | | | | | | |
| BLOOMING GROVE TOWN PD | 13 | 13 | 10 | 3 | 13 | 13 | | | | | 8 | |
| CHESTER TOWN PD | 12 | 11 | | 11 | 11 | 11 | | 1 | | 1 | 3 | |
| CHESTER VILLAGE PD | 10 | 10 | 3 | 7 | 10 | 10 | | | | | 3 | |
| CORNWALL TOWN PD | 33 | 16 | 12 | 4 | 16 | 16 | | 17 | 4 | 13 | 6 | |
| CORNWALL-ON-HUDSON VILLAGE PD | 14 | 14 | 5 | 9 | 14 | 12 | 2 | | | | 4 | |
| CRAWFORD TOWN PD | 13 | 7 | 6 | 1 | 7 | 6 | 1 | 6 | 1 | 5 | 4 | |
| FLORENZA VILLAGE PD | 12 | 10 | 1 | 9 | 10 | 10 | | 2 | 2 | | 2 | |
| GOSHEN VILLAGE PD | 16 | 13 | 12 | 1 | 13 | 13 | | 3 | 1 | 2 | 5 | |
| GREENWOOD LAKE VILLAGE PD | 17 | 11 | 11 | | 11 | 10 | 1 | 6 | 2 | 4 | 10 | |
| HARRIMAN VILLAGE PD | 4 | 4 | 4 | | 4 | 4 | | | | | 2 | |
| HIGHLAND FALLS VILLAGE PD | 22 | 14 | 7 | 7 | 14 | 7 | 7 | 8 | 4 | 4 | 5 | |
| HIGHLANDS TOWN PD | 20 | 12 | 1 | 11 | 12 | 11 | 1 | 8 | | 8 | 2 | |
| MAYBROOK VILLAGE PD | 13 | 13 | | 13 | 13 | 12 | 1 | | | | 2 | |
| MIDDLETOWN CITY PD | 61 | 51 | 51 | | 51 | 50 | 1 | 10 | 10 | | 19 | |
| MONROE VILLAGE PD | 19 | 13 | 13 | | 13 | 12 | 1 | 6 | 4 | 2 | 6 | |

MUNICIPAL POLICE EMPLOYEES
NEW YORK STATE 1989

| AGENCY | SWORN | | | | SEX | | | CIVILIAN | | | NUMBER OF VEHICLES |
|----------------------------|-----------------|-------|-----------|-----------|-------|------|--------|----------|-----------|-----------|--------------------|
| | EMPLOYEES TOTAL | TOTAL | FULL-TIME | PART-TIME | TOTAL | MALE | FEMALE | TOTAL | FULL TIME | PART TIME | |
| ORANGE COUNTY (CONTINUED) | | | | | | | | | | | |
| MONTGOMERY TOWN PD | 20 | 18 | 3 | 15 | 18 | 18 | | 2 | 1 | 1 | 6 |
| MONTGOMERY VILLAGE PD | 8 | 8 | | 8 | 8 | 7 | 1 | | | | 3 |
| MOUNT HOPE TOWN PD | 18 | 17 | | 17 | 17 | 13 | 4 | 1 | | 1 | 3 |
| NEW WINDSOR TOWN PD | 49 | 32 | 32 | | 32 | 31 | 1 | 17 | 9 | 8 | 24 |
| NEWBURGH CITY PD | 91 | 67 | 67 | | 59 | 57 | 2 | 24 | 17 | 7 | 46 |
| NEWBURGH TOWN PD | 54 | 37 | 37 | | 37 | 36 | 1 | 17 | 9 | 8 | 20 |
| PORT JERVIS CITY PD | 27 | 27 | 24 | 3 | 27 | 26 | 1 | | | | 7 |
| TUXEDO PARK VILLAGE PD | 19 | 9 | 5 | 4 | 9 | 8 | 1 | 10 | 4 | 6 | 3 |
| TUXEDO TOWN PD | 17 | 9 | 9 | | 9 | 8 | 1 | 8 | 3 | 5 | 5 |
| WALDEN VILLAGE PD | 26 | 17 | 9 | 8 | 17 | 17 | | 9 | 3 | 6 | 5 |
| WALLKILL TOWN PD | 43 | 39 | 1 | 38 | 39 | 36 | 3 | 4 | 3 | 1 | 8 |
| WARWICK TOWN PD | 21 | 17 | 11 | 6 | 17 | 17 | | 4 | 2 | 2 | 5 |
| WARWICK VILLAGE PD | 17 | 15 | 14 | 1 | 15 | 13 | 2 | 2 | 2 | | 6 |
| WASHINGTONVILLE VILLAGE PD | 17 | 15 | 8 | 7 | 15 | 15 | | 2 | 1 | 1 | 4 |
| WOODBURY TOWN PD | 23 | 15 | 14 | 1 | 15 | 15 | | 8 | 3 | 5 | 7 |
| TOTAL | 729 | 554 | 370 | 184 | 546 | 514 | 32 | 175 | 85 | 90 | 233 |
| ORLEANS COUNTY | | | | | | | | | | | |
| ALBION VILLAGE PD | 14 | 13 | 11 | 2 | 13 | 13 | | 1 | 1 | | 3 |
| HOLLEY VILLAGE PD | 14 | 14 | 4 | 10 | 14 | 14 | | | | | 2 |
| MEDINA VILLAGE PD | 16 | 11 | 11 | | 11 | 10 | 1 | 5 | 4 | 1 | 3 |
| YATES TOWN PD | 1 | 1 | | 1 | 1 | 1 | | | | | 1 |
| TOTAL | 45 | 39 | 26 | 13 | 39 | 38 | 1 | 6 | 5 | 1 | 9 |
| OSWEGO COUNTY | | | | | | | | | | | |
| CENTRAL SQUARE VILLAGE PD | 6 | 6 | | 6 | 6 | 6 | | | | | 1 |
| CLEVELAND VILLAGE PD | 2 | 2 | | 2 | 2 | 2 | | | | | 1 |
| FULTON CITY PD | 56 | 35 | 35 | | 35 | 32 | 3 | 21 | 7 | 14 | 10 |
| OSWEGO CITY PD | 51 | 47 | 47 | | 47 | 44 | 3 | 4 | 4 | | 13 |
| PARISH TOWN PD | 4 | 4 | | 4 | 4 | 4 | | | | | 2 |
| PHOENIX VILLAGE PD | 11 | 11 | 4 | 7 | 11 | 10 | 1 | | | | 3 |
| PULASKI VILLAGE PD | 4 | 3 | | 3 | 3 | 3 | | 1 | | 1 | 2 |
| TOTAL | 134 | 108 | 86 | 22 | 108 | 101 | 7 | 26 | 11 | 15 | 32 |

MUNICIPAL POLICE EMPLOYEES
NEW YORK STATE 1989

| AGENCY | SWORN | | | | SEX | | | CIVILIAN | | | NUMBER OF VEHICLES |
|---------------------------|--------------------|-------|---------------|---------------|-------|------|--------|----------|-----------|-----------|-----------------------|
| | EMPLOYEES TOTAL | TOTAL | FULL- TIME | PART- TIME | TOTAL | MALE | FEMALE | TOTAL | FULL TIME | PART TIME | |
| OTSEGO COUNTY | | | | | | | | | | | |
| COOPERSTOWN VILLAGE PD | 10 | 9 | 5 | 4 | 9 | 9 | | 1 | | 1 | 1 |
| ONEONTA CITY PD | 33 | 28 | 26 | 2 | 28 | 28 | | 5 | 2 | 3 | 9 |
| TOTAL | 43 | 37 | 31 | 6 | 37 | 37 | | 6 | 2 | 4 | 10 |
| PUTNAM COUNTY | | | | | | | | | | | |
| CARMEL TOWN PD | 42 | 38 | 38 | | 38 | 38 | | 4 | 4 | | 19 |
| COLD SPRING VILLAGE PD | 10 | 10 | 2 | 8 | 10 | 9 | 1 | 4 | | | 3 |
| KENT TOWN PD | 24 | 20 | 17 | 3 | 20 | 19 | 1 | 4 | 4 | | 11 |
| PUTNAM VALLEY TOWN PD | 31 | 21 | 15 | 6 | 21 | 20 | 1 | 10 | 5 | 5 | 11 |
| TOTAL | 107 | 89 | 72 | 17 | 89 | 86 | 3 | 18 | 13 | 5 | 44 |
| RENSSELAER COUNTY | | | | | | | | | | | |
| EAST GREENBUSH TOWN PD | 21 | 16 | 16 | | 16 | 16 | | 5 | 5 | | 11 |
| HOOSICK FALLS VILLAGE PD | 14 | 14 | 4 | 10 | 14 | 11 | 3 | 4 | | | 3 |
| NASSAU VILLAGE PD | 11 | 7 | | 7 | 7 | 7 | | 4 | | 4 | 3 |
| NORTH GREENBUSH TOWN PD | 19 | 15 | 9 | 6 | 15 | 15 | | 4 | 1 | 3 | 4 |
| RENSSELAER CITY PD | 34 | 27 | 27 | | 27 | 27 | | 7 | 7 | | 10 |
| SCHODACK TOWN PD | 7 | 6 | 6 | | 6 | 6 | | 1 | 1 | | 5 |
| TROY CITY PD | 181 | 123 | 123 | | 123 | 118 | 5 | 58 | 21 | 37 | 58 |
| TOTAL | 287 | 208 | 185 | 23 | 208 | 200 | 8 | 79 | 35 | 44 | 94 |
| ROCKLAND COUNTY | | | | | | | | | | | |
| CLARKSTOWN TOWN PD | 154 | 133 | 133 | | 133 | 129 | 4 | 21 | 19 | 2 | 48 |
| HAYERSTRAW TOWN PD | 33 | 31 | 27 | 4 | 31 | 30 | 1 | 2 | 1 | 1 | 10 |
| HAYERSTRAW VILLAGE PD | 22 | 22 | 16 | 6 | 22 | 20 | 2 | 6 | | | 6 |
| NYACK VILLAGE PD | 29 | 23 | 23 | | 23 | 21 | 2 | 6 | 6 | | 5 |
| ORANGETOWN TOWN PD | 88 | 78 | 78 | | 78 | 76 | 2 | 10 | 7 | 3 | 30 |
| PIERMONT VILLAGE PD | 7 | 7 | 6 | 1 | 7 | 6 | 1 | 1 | | | 3 |
| RAMAPO TOWN PD | 114 | 103 | 103 | | 103 | 100 | 3 | 11 | 11 | | 30 |
| SLOATSBURG VILLAGE PD | 7 | 6 | 6 | | 6 | 6 | | 1 | 1 | | 3 |
| SOUTH NYACK-GRAND VIEW PD | 11 | 10 | 6 | 4 | 10 | 10 | | 1 | | 1 | 4 |
| SPRING VALLEY VILLAGE PD | 59 | 53 | 50 | 3 | 53 | 53 | | 6 | 6 | | 17 |
| STONY POINT TOWN PD | 38 | 31 | 28 | 3 | 31 | 30 | 1 | 7 | 1 | 6 | 13 |
| SUFFERN VILLAGE PD | 32 | 26 | 24 | 2 | 26 | 26 | | 6 | 4 | 2 | 7 |
| TOTAL | 594 | 523 | 500 | 23 | 523 | 507 | 16 | 71 | 56 | 15 | 176 |

MUNICIPAL POLICE EMPLOYEES
NEW YORK STATE 1989

| AGENCY | SWORN | | | | | CIVILIAN | | | NUMBER OF VEHICLES | | |
|------------------------------|--------------------|-------|---------------|---------------|-------|-------------|--------|-------|-----------------------|-----------|-----------|
| | EMPLOYEES TOTAL | TOTAL | FULL- TIME | PART- TIME | TOTAL | SEX MALE | FEMALE | TOTAL | | FULL TIME | PART TIME |
| ST. LAWRENCE COUNTY | | | | | | | | | | | |
| CANTON VILLAGE PD | 14 | 11 | 11 | | 11 | 11 | | 3 | 2 | 1 | 2 |
| GOUVERNEUR VILLAGE PD | 14 | 9 | 9 | | 9 | 9 | | 5 | 4 | 1 | 2 |
| MASSENA VILLAGE PD | 25 | 23 | 23 | | 23 | 23 | | 2 | 1 | 1 | 6 |
| NORFOLK TOWN PD | 1 | 1 | 1 | | 1 | 1 | | | | | 1 |
| NORWOOD VILLAGE PD | 9 | 9 | 1 | 8 | 9 | 2 | | | | | 2 |
| OGDENSBURG CITY PD | 32 | 27 | 27 | | 27 | 27 | | 5 | 5 | | 8 |
| POTSDAM VILLAGE PD | 18 | 15 | 15 | | 15 | 15 | | 3 | 3 | | 5 |
| TOTAL | 113 | 95 | 87 | 8 | 95 | 95 | | 18 | 15 | 3 | 26 |
| SARATOGA COUNTY | | | | | | | | | | | |
| BALLSTON SPA VILLAGE PD | 14 | 14 | 2 | 12 | 14 | 14 | | | | | 3 |
| CHARLTON TOWN PD | 4 | 4 | | 4 | 4 | 4 | | | | | 1 |
| CORINTH VILLAGE PD | 11 | 11 | 5 | 6 | 11 | 11 | | | | | 2 |
| MECHANICVILLE CITY PD | 18 | 17 | 12 | 5 | 17 | 17 | | 1 | 1 | | 3 |
| SARATOGA SPRINGS CITY PD | 68 | 60 | 60 | | 60 | 58 | 2 | 8 | 8 | | 25 |
| SOUTH GLENS FALLS VILLAGE PD | 11 | 11 | 6 | 5 | 11 | 11 | | | | | 2 |
| STILLWATER TOWN PD | 6 | 6 | | 6 | 6 | 6 | | | | | 2 |
| WATERFORD TOWN AND VILL PD | 12 | 12 | 7 | 5 | 12 | 11 | 1 | 6 | 3 | 3 | 3 |
| TOTAL | 150 | 135 | 92 | 43 | 135 | 132 | 3 | 15 | 12 | 3 | 41 |
| SCHENECTADY COUNTY | | | | | | | | | | | |
| GLENVILLE TOWN PD | 32 | 18 | 18 | | 18 | 18 | | 14 | 9 | 5 | 10 |
| NISKAYUNA TOWN PD | 31 | 26 | 26 | | 26 | 23 | 3 | 5 | 1 | 4 | 13 |
| ROTTERDAM TOWN PD | 55 | 40 | 40 | | 40 | 37 | 3 | 15 | 10 | 5 | 18 |
| SCHENECTADY CITY PD | 186 | 141 | 141 | | 141 | 137 | 4 | 45 | 41 | 4 | 47 |
| SCOTIA VILLAGE PD | 15 | 14 | 14 | | 14 | 14 | | 1 | 1 | | 3 |
| TOTAL | 319 | 239 | 239 | | 239 | 229 | 10 | 80 | 62 | 18 | 91 |
| SCHOHARIE COUNTY | | | | | | | | | | | |
| COBLESKILL VILLAGE PD | 19 | 18 | 7 | 11 | 18 | 18 | | 1 | 1 | | 4 |
| SCHOHARIE VILLAGE PD | 7 | 6 | 1 | 5 | 6 | 6 | | 1 | | 1 | 1 |
| TOTAL | 26 | 24 | 8 | 16 | 24 | 24 | | 2 | 1 | 1 | 5 |

MUNICIPAL POLICE EMPLOYEES
NEW YORK STATE 1989

| AGENCY | EMPLOYEES | | SWORN | | SEX | | | CIVILIAN | | | NUMBER OF VEHICLES |
|-----------------------------|-----------|-------|---------------|---------------|-------|------|--------|----------|-----------|-----------|-----------------------|
| | TOTAL | TOTAL | FULL- TIME | PART- TIME | TOTAL | MALE | FEMALE | TOTAL | FULL TIME | PART TIME | |
| SCHUYLER COUNTY | | | | | | | | | | | |
| WATKINS GLEN VILLAGE PD | 15 | 10 | 5 | 5 | 10 | 10 | | 5 | 4 | 1 | 2 |
| TOTAL | 15 | 10 | 5 | 5 | 10 | 10 | | 5 | 4 | 1 | 2 |
| SENECA COUNTY | | | | | | | | | | | |
| INTERLAKEN VILLAGE PD | 3 | 3 | | 3 | 3 | 3 | | | | | 1 |
| OVID VILLAGE PD | 2 | 2 | | 2 | 2 | 2 | | | | | 1 |
| SENECA FALLS VILLAGE PD | 16 | 12 | 12 | | 12 | 12 | | 4 | 4 | | 9 |
| WATERLOO VILLAGE PD | 13 | 12 | 7 | 5 | 12 | 11 | 1 | 1 | 1 | | 3 |
| TOTAL | 34 | 29 | 19 | 10 | 29 | 28 | 1 | 5 | 5 | | 14 |
| STEUBEN COUNTY | | | | | | | | | | | |
| ADDISON TOWN AND VILLAGE PD | 5 | 4 | 3 | 1 | 4 | 4 | | 1 | | 1 | 2 |
| AVOCA VILLAGE PD | 1 | 1 | 1 | | 1 | 1 | | | | | 1 |
| BATH VILLAGE PD | 26 | 12 | 10 | 2 | 12 | 12 | | 14 | 4 | 10 | 3 |
| CANISTEO VILLAGE PD | 6 | 5 | 2 | 3 | 5 | 5 | | 1 | | 1 | 1 |
| COHOCTON TOWN PD | 1 | 1 | 1 | | 1 | 1 | | | | | 1 |
| CORNING CITY PD | 26 | 26 | 26 | | 26 | 25 | 1 | | | | 6 |
| ERWIN TOWN PD | 3 | 3 | 2 | 1 | 3 | 3 | | | | | 1 |
| HAMMONDSPORT VILLAGE PD | 6 | 5 | 1 | 4 | 5 | 5 | | 1 | 1 | | 1 |
| HORNELL CITY PD | 29 | 20 | 20 | | 20 | 20 | | 9 | 1 | 8 | 6 |
| NORTH HORNELL VILLAGE PD | 1 | 1 | | 1 | 1 | 1 | | | | | 1 |
| PAINTED POST VILLAGE PD | 8 | 8 | 4 | 4 | 8 | 7 | 1 | | | | 2 |
| WAYLAND VILLAGE PD | 3 | 3 | | 3 | 6 | 6 | | | | | 1 |
| TOTAL | 115 | 89 | 70 | 19 | 92 | 90 | 2 | 26 | 6 | 20 | 26 |
| SUFFOLK COUNTY | | | | | | | | | | | |
| AMITYVILLE VILLAGE PD | 39 | 27 | 25 | 2 | 27 | 27 | | 12 | | 12 | 13 |
| ASHAROKEN VILLAGE PD | 9 | 9 | 3 | 6 | 9 | 9 | | | | | 4 |
| EAST HAMPTON TOWN PD | 62 | 47 | 46 | 1 | 47 | 44 | 3 | 15 | 15 | | 45 |
| EAST HAMPTON VILLAGE PD | 26 | 20 | 18 | 2 | 20 | 18 | 2 | 6 | 6 | | 8 |
| GREENPORT VILLAGE PD | 11 | 10 | 3 | 7 | 10 | 10 | | 1 | | 1 | 3 |
| HEAD OF HARBOR VILLAGE PD | 6 | 6 | 2 | 4 | 6 | 6 | | | | | 2 |
| HUNTINGTON BAY VILL PD | 7 | 7 | 6 | 1 | 7 | 7 | | | | | 2 |
| LLOYD HARBOR VILLAGE PD | 13 | 12 | 12 | | 12 | 11 | 1 | 1 | 1 | | 5 |
| NISSEQUOGUE VILLAGE PD | 12 | 12 | 4 | 8 | 12 | 11 | 1 | | | | 3 |
| NORTHPORT VILLAGE PD | 27 | 22 | 17 | 5 | 22 | 21 | 1 | 5 | 4 | 1 | 7 |

MUNICIPAL POLICE EMPLOYEES
NEW YORK STATE 1989

| AGENCY | SWORN | | | | CIVILIAN | | | NUMBER OF VEHICLES | | | |
|----------------------------|--------------------|-------|---------------|---------------|----------|-------------|--------|-----------------------|-------|-----------|-----------|
| | EMPLOYEES TOTAL | TOTAL | FULL- TIME | PART- TIME | TOTAL | SEX MALE | FEMALE | | TOTAL | FULL TIME | PART TIME |
| SUFFOLK COUNTY (CONTINUED) | | | | | | | | | | | |
| OCEAN BEACH VILLAGE PD | 17 | 17 | 2 | 15 | 17 | 17 | | | | | 4 |
| QUOGUE VILLAGE PD | 16 | 16 | 12 | 4 | 16 | 15 | 1 | | | | 8 |
| RIVERHEAD TOWN PD | 90 | 73 | 70 | 3 | 73 | 69 | 4 | 17 | 16 | 1 | 40 |
| SAG HARBOR VILLAGE PD | 18 | 17 | 16 | 1 | 17 | 15 | 2 | 1 | 1 | | 5 |
| SALTAIRE VILLAGE PD | 8 | 8 | 3 | 5 | 8 | 6 | 2 | | | | 7 |
| SHELTER ISLAND TOWN PD | 16 | 13 | 8 | 5 | 13 | 12 | 1 | 3 | | 3 | 7 |
| SOUTHAMPTON TOWN PD | 165 | 132 | 85 | 47 | 132 | 116 | 16 | 33 | 32 | 1 | 60 |
| SOUTHAMPTON VILLAGE PD | 41 | 28 | 23 | 5 | 28 | 26 | 2 | 13 | 10 | 3 | 17 |
| SOUTHOLD TOWN PD | 65 | 52 | 47 | 5 | 52 | 49 | 3 | 13 | 11 | 2 | 25 |
| SUFFOLK COUNTY PD | 3518 | 2700 | 2700 | | 2700 | 2523 | 177 | 818 | 463 | 355 | 1147 |
| WESTHAMPTON BEACH VIL PD | 30 | 27 | 17 | 10 | 27 | 27 | | 3 | 2 | 1 | 6 |
| TOTAL | 4196 | 3255 | 3124 | 131 | 3255 | 3039 | 216 | 941 | 561 | 380 | 1418 |
| SULLIVAN COUNTY | | | | | | | | | | | |
| FALLSBURGH TOWN PD | 25 | 21 | 19 | 2 | 21 | 20 | 1 | 4 | 4 | | 7 |
| LIBERTY VILLAGE PD | 20 | 16 | 14 | 2 | 16 | 16 | | 4 | 3 | 1 | 5 |
| MAMAKATING TOWN PD | 9 | 9 | | 9 | 9 | 9 | | | | | 3 |
| MONTICELLO VILLAGE PD | 29 | 26 | 26 | | 26 | 26 | | 3 | 3 | | 7 |
| WOODRIDGE VILLAGE PD | 8 | 8 | 1 | 7 | 8 | 8 | | | | | 2 |
| TOTAL | 91 | 80 | 60 | 20 | 80 | 79 | 1 | 11 | 10 | 1 | 24 |
| TIOGA COUNTY | | | | | | | | | | | |
| OWEGO VILLAGE PD | 39 | 20 | 11 | 9 | 20 | 16 | 4 | 19 | 4 | 15 | 6 |
| WAVERLY VILLAGE PD | 20 | 19 | 13 | 6 | 19 | 19 | | 1 | | 1 | 4 |
| TOTAL | 59 | 39 | 24 | 15 | 39 | 35 | 4 | 20 | 4 | 16 | 10 |
| TOMPKINS COUNTY | | | | | | | | | | | |
| CAYUGA HEIGHTS VILLAGE PD | 14 | 12 | 6 | 6 | 12 | 12 | | 2 | 1 | 1 | 3 |
| DRYDEN VILLAGE PD | 10 | 9 | 2 | 7 | 9 | 9 | | 1 | 1 | | 1 |
| FREEVILLE VILLAGE PD | 2 | 1 | | 1 | 1 | 1 | | 1 | | 1 | 1 |
| GROTON VILLAGE PD | 9 | 8 | 3 | 5 | 8 | 8 | | 1 | | 1 | 2 |
| ITHACA CITY PD | 89 | 72 | 72 | | 72 | 70 | 2 | 17 | 9 | 8 | 18 |
| TRUMANSBURG VILLAGE PD | 8 | 6 | 1 | 5 | 5 | 5 | | 2 | | 2 | 2 |
| TOTAL | 132 | 108 | 84 | 24 | 107 | 105 | 2 | 24 | 11 | 13 | 27 |

MUNICIPAL POLICE EMPLOYEES
NEW YORK STATE 1989

| AGENCY | EMPLOYEES | | SWORN | | SEX | | | CIVILIAN | | | NUMBER OF VEHICLES |
|-------------------------------|-----------|-------|-----------|-----------|-------|------|--------|----------|-----------|-----------|--------------------|
| | TOTAL | TOTAL | FULL-TIME | PART-TIME | TOTAL | MALE | FEMALE | TOTAL | FULL TIME | PART TIME | |
| ULSTER COUNTY | | | | | | | | | | | |
| ELLENVILLE VILLAGE PD | 22 | 16 | 11 | 5 | 16 | 16 | | 6 | 3 | 3 | 5 |
| HURLEY TOWN PD | 8 | 6 | | 6 | 6 | 6 | | 2 | | 2 | 2 |
| KINGSTON CITY PD | 77 | 71 | 71 | | 71 | 70 | 1 | 6 | 6 | | 21 |
| LLOYD TOWN PD | 12 | 12 | 8 | 4 | 12 | 12 | | | | | 4 |
| MARLBOROUGH TOWN PD | 30 | 21 | 9 | 12 | 21 | 20 | 1 | 9 | 4 | 5 | 7 |
| NEW PALTZ TOWN AND VILLAGE PD | 36 | 26 | 19 | 7 | 26 | 25 | 1 | 10 | 7 | 3 | 10 |
| OLIVE TOWN PD | 8 | 8 | 1 | 7 | 8 | 8 | | | | | 3 |
| PLATTEKILL TOWN PD | 12 | 11 | | 11 | 11 | 10 | 1 | 1 | | 1 | 3 |
| ROSENDALE TOWN PD | 12 | 11 | 3 | 8 | 11 | 11 | | 1 | | 1 | 4 |
| SAUGERTIES TOWN PD | 38 | 28 | 13 | 15 | 28 | 26 | 2 | 10 | 5 | 5 | 8 |
| SAUGERTIES VILLAGE PD | 34 | 25 | 10 | 15 | 25 | 25 | | 9 | 2 | 7 | 3 |
| SHANDAKEN TOWN PD | 13 | 13 | 3 | 10 | 13 | 13 | | | | | 4 |
| SHAWANGUNK TOWN PD | 12 | 12 | | 12 | 12 | 12 | | | | | 4 |
| ULSTER TOWN PD | 31 | 23 | 17 | 6 | 23 | 23 | | 8 | 4 | 4 | 9 |
| WOODSTOCK TOWN PD | 16 | 14 | 8 | 6 | 14 | 13 | 1 | 2 | | 2 | 4 |
| TOTAL | 361 | 297 | 173 | 124 | 297 | 290 | 7 | 64 | 31 | 33 | 91 |
| WARREN COUNTY | | | | | | | | | | | |
| BOLTON TOWN PD | 1 | 1 | | 1 | 1 | 1 | | | | | 1 |
| GLENS FALLS CITY PD | 40 | 32 | 32 | | 32 | 32 | | 8 | 8 | | 9 |
| TOTAL | 41 | 33 | 32 | 1 | 33 | 33 | | 8 | 8 | | 10 |
| WASHINGTON COUNTY | | | | | | | | | | | |
| CAMBRIDGE VILLAGE PD | 9 | 9 | 1 | 8 | 9 | 8 | 1 | | | | 2 |
| FORT EDWARD VILLAGE PD | 12 | 12 | 5 | 7 | 12 | 11 | 1 | | | | 2 |
| GRANVILLE VILLAGE PD | 9 | 9 | 7 | 2 | 9 | 8 | 1 | | | | 2 |
| GREENWICH VILLAGE PD | 14 | 14 | 2 | 12 | 14 | 13 | 1 | | | | 2 |
| HUDSON FALLS VILLAGE PD | 19 | 13 | 11 | 2 | 13 | 13 | | 6 | 4 | 2 | 6 |
| SALEM VILLAGE PD | 4 | 4 | 1 | 3 | 4 | 4 | | | | | 1 |
| WHITEHALL VILLAGE PD | 13 | 13 | 3 | 10 | 13 | 13 | | | | | 3 |
| TOTAL | 80 | 74 | 30 | 44 | 74 | 70 | 4 | 6 | 4 | 2 | 18 |
| WAYNE COUNTY | | | | | | | | | | | |
| CLYDE VILLAGE PD | 9 | 8 | 2 | 6 | 8 | 8 | | 1 | | 1 | 2 |
| LYONS VILLAGE PD | 13 | 11 | 8 | 3 | 11 | 11 | | 2 | 2 | | 3 |
| MACEDON TOWN AND VILLAGE PD | 4 | 3 | 2 | 1 | 3 | 3 | | 1 | | 1 | 2 |

MUNICIPAL POLICE EMPLOYEES
NEW YORK STATE 1989

| AGENCY | EMPLOYEES | | SWORN | | SEX | | | CIVILIAN | | | NUMBER OF VEHICLES |
|-------------------------------|-----------|-------|-----------|-----------|-------|------|--------|----------|-----------|-----------|--------------------|
| | TOTAL | TOTAL | FULL-TIME | PART-TIME | TOTAL | MALE | FEMALE | TOTAL | FULL TIME | PART TIME | |
| WAYNE COUNTY (CONTINUED) | | | | | | | | | | | |
| NEWARK VILLAGE PD | 21 | 19 | 19 | | 19 | 19 | | 2 | 2 | | 9 |
| PALMYRA VILLAGE PD | 6 | 5 | 5 | | 7 | 5 | 2 | 1 | | 1 | 3 |
| SODUS POINT VILLAGE PD | 2 | 2 | 1 | 1 | 2 | 2 | | | | | 2 |
| SODUS VILLAGE PD | 6 | 5 | 1 | 4 | 5 | 4 | 1 | 1 | | 1 | 1 |
| WOLCOTT VILLAGE PD | 3 | 3 | 1 | 2 | 3 | 3 | | | | | 1 |
| TOTAL | 64 | 56 | 39 | 17 | 58 | 55 | 3 | 8 | 4 | 4 | 23 |
| WESTCHESTER COUNTY | | | | | | | | | | | |
| ARDSLEY VILLAGE PD | 18 | 16 | 16 | | 16 | 16 | | 2 | | 2 | 4 |
| BEDFORD TOWN PD | 44 | 38 | 38 | | 38 | 36 | 2 | 6 | | 6 | 12 |
| BRIARCLIFF MANOR VILLAGE PD | 18 | 18 | 18 | | 18 | 18 | | | | | 5 |
| BRONXVILLE VILLAGE PD | 26 | 23 | 23 | | 23 | 23 | | 3 | 3 | | 9 |
| BUCHANAN VILLAGE PD | 6 | 6 | 6 | | 6 | 6 | | | | | 3 |
| CORTLANDT TOWN PD | 16 | 9 | 9 | | 9 | 9 | | 7 | 6 | 1 | 7 |
| CROTON ON HUDSON VILLAGE PD | 24 | 18 | 18 | | 18 | 17 | 1 | 6 | 1 | 5 | 8 |
| DORRYS FERRY VILLAGE PD | 23 | 23 | 23 | | 23 | 22 | 1 | | | | |
| EASTCHESTER TOWN PD | 62 | 52 | 52 | | 52 | 51 | 1 | 10 | 10 | | 18 |
| ELMSFORD VILLAGE PD | 16 | 16 | 16 | | 16 | 16 | | | | | 5 |
| GREENBURGH TOWN PD | 139 | 102 | 102 | | 102 | 97 | 5 | 37 | 21 | 16 | 42 |
| HARRISON TOWN PD | 68 | 63 | 63 | | 63 | 62 | 1 | 5 | 5 | | 29 |
| HASTINGS ON HUDSON VILLAGE PD | 22 | 21 | 21 | | 21 | 21 | | 1 | 1 | | 6 |
| IRVINGTON VILLAGE PD | 21 | 21 | 21 | | 21 | 21 | | | | | 7 |
| LARCHMONT VILLAGE PD | 44 | 28 | 28 | | 28 | 26 | 2 | 16 | 3 | 13 | 9 |
| LEWISBORO TOWN PD | 18 | 16 | | 16 | 16 | 16 | | 2 | | 2 | 7 |
| MAMARONECK TOWN PD | 40 | 40 | 40 | 16 | 40 | 39 | 1 | | | | 14 |
| MAMARONECK VILLAGE PD | 86 | 47 | 47 | | 47 | 46 | 1 | 39 | 38 | 1 | 20 |
| MOUNT KISCO VILLAGE PD | 34 | 30 | 30 | | 30 | 27 | 3 | 4 | 3 | 1 | 11 |
| MOUNT PLEASANT TOWN PD | 53 | 42 | 42 | | 42 | 41 | 1 | 11 | 11 | | 25 |
| MOUNT VERNON CITY PD | 219 | 173 | 173 | | 173 | 167 | 6 | 46 | 46 | | 58 |
| NEW CASTLE TOWN PD | 42 | 36 | 36 | | 36 | 35 | 1 | 6 | 2 | 4 | 12 |
| NEW ROCHELLE CITY PD | 262 | 179 | 179 | | 179 | 166 | 13 | 83 | 36 | 47 | 63 |
| NORTH CASTLE TOWN PD | 27 | 24 | 24 | | 24 | 23 | 1 | 3 | 3 | | 14 |
| NORTH TARRYTOWN VILLAGE PD | 32 | 26 | 26 | | 26 | 25 | 1 | 6 | | 6 | 11 |
| OSSINING TOWN PD | 13 | 12 | 12 | | 12 | 12 | | 1 | | 1 | 7 |
| OSSINING VILLAGE PD | 56 | 48 | 48 | | 48 | 47 | 1 | 8 | 7 | 1 | 25 |
| PEEKSKILL CITY PD | 67 | 50 | 50 | | 50 | 46 | 4 | 17 | 15 | 2 | 17 |
| PELHAM MANOR VILLAGE PD | 27 | 26 | 26 | | 26 | 25 | 1 | 1 | 1 | | 7 |
| PELHAM VILLAGE PD | 28 | 25 | 25 | | 25 | 25 | | 3 | 3 | | 9 |
| PLEASANTVILLE VILLAGE PD | 32 | 28 | 28 | | 28 | 28 | | 4 | 3 | 1 | 6 |
| PORT CHESTER VILLAGE PD | 86 | 57 | 57 | | 57 | 55 | 2 | 29 | 5 | 24 | 19 |

MUNICIPAL POLICE EMPLOYEES
NEW YORK STATE 1989

| AGENCY | EMPLOYEES | | SWORN | | SEX | | | CIVILIAN | | | NUMBER OF VEHICLES |
|--------------------------------|-----------|-------|-----------|-----------|-------|-------|--------|----------|-----------|-----------|--------------------|
| | TOTAL | TOTAL | FULL-TIME | PART-TIME | TOTAL | MALE | FEMALE | TOTAL | FULL TIME | PART TIME | |
| WESTCHESTER COUNTY (CONTINUED) | | | | | | | | | | | |
| POUND RIDGE TOWN PD | 7 | 7 | 1 | 6 | 7 | 7 | | | | | 3 |
| RYE BROOK VILLAGE PD | 21 | 21 | 21 | | 21 | 21 | | | | | 8 |
| RYE CITY PD | 42 | 36 | 36 | | 36 | 35 | 1 | 6 | 6 | | 17 |
| SCARSDALE VILLAGE PD | 64 | 44 | 44 | | 44 | 43 | 1 | 20 | 5 | 15 | 17 |
| TARRYTOWN VILLAGE PD | 39 | 33 | 33 | | 33 | 31 | 2 | 6 | 6 | | 15 |
| TUCKAHOE VILLAGE PD | 27 | 24 | 24 | | 14 | 13 | 1 | 3 | 3 | | 7 |
| WESTCHESTER CO DEPT PUB SAFETY | 335 | 282 | 282 | | 282 | 263 | 19 | 53 | 49 | 4 | 125 |
| WHITE PLAINS CITY PD | 274 | 200 | 200 | | 200 | 190 | 10 | 74 | 49 | 25 | 63 |
| YONKERS CITY PD | 640 | 536 | 536 | | 536 | 485 | 51 | 104 | 98 | 6 | 237 |
| YORKTOWN TOWN PD | 59 | 52 | 52 | | 52 | 51 | 1 | 7 | 7 | | 33 |
| TOTAL | 3177 | 2548 | 2526 | 22 | 2538 | 2403 | 135 | 629 | 446 | 183 | 1014 |
| WYOMING COUNTY | | | | | | | | | | | |
| ARCADE VILLAGE PD | 11 | 10 | 6 | 4 | 10 | 10 | | 1 | | 1 | 3 |
| ATTICA VILLAGE PD | 8 | 7 | 4 | 3 | 7 | 7 | | 1 | 1 | | 2 |
| PERRY VILLAGE PD | 14 | 13 | 7 | 6 | 13 | 12 | 1 | 1 | | 1 | |
| WARSAW VILLAGE PD | 17 | 11 | 6 | 5 | 11 | 10 | 1 | 6 | | 6 | 2 |
| TOTAL | 50 | 41 | 23 | 18 | 41 | 39 | 2 | 9 | 1 | 8 | 7 |
| YATES COUNTY | | | | | | | | | | | |
| PENN YAN VILLAGE PD | 15 | 13 | 11 | 2 | 13 | 13 | | 2 | 1 | 1 | 5 |
| TOTAL | 15 | 13 | 11 | 2 | 13 | 13 | | 2 | 1 | 1 | 5 |
| UPSTATE GRAND TOTAL | | | | | | | | | | | |
| | 24309 | 19364 | 17800 | 1564 | 19348 | 18322 | 1026 | 4945 | 3124 | 1821 | 7202 |
| NEW YORK CITY | | | | | | | | | | | |
| NYC HOUSING AUTHORITY | 2245 | 2012 | 2012 | | 2012 | 1804 | 208 | 233 | 233 | | 409 |
| NYC POLICE DEPT | 35605 | 25858 | 25858 | | 25858 | 22620 | 3238 | 9747 | 9747 | | 4397 |
| NYC PORT AUTHORITY | 1510 | 1448 | 1448 | | 1448 | 1396 | 52 | 62 | 62 | | 109 |
| NYC TRANSIT AUTHORITY | 4010 | 3759 | 3759 | | 3759 | 3403 | 356 | 251 | 251 | | 111 |
| STATEN ISLAND RAPID TRANSIT | 17 | 16 | 16 | | 16 | 14 | 2 | 1 | 1 | | 3 |
| TOTAL | 43387 | 33093 | 33093 | | 33093 | 29237 | 3856 | 10294 | 10294 | | 5029 |

SHERIFF DEPARTMENT EMPLOYEES
NEW YORK STATE 1989

| AGENCY | SWORN | | | | | | | CIVILIAN | | | NUMBER OF VEHICLES |
|--------------------|-----------------|-------|-----------|-----------|-------|----------|--------|----------|-----------|-----------|--------------------|
| | EMPLOYEES TOTAL | TOTAL | FULL-TIME | PART-TIME | TOTAL | SEX MALE | FEMALE | TOTAL | FULL TIME | PART TIME | |
| ALBANY COUNTY | 103 | 78 | 78 | | 78 | 71 | 7 | 25 | 24 | 1 | 54 |
| ALLEGANY COUNTY | 63 | 55 | 25 | 30 | 55 | 48 | 7 | 8 | 6 | 2 | 6 |
| BROOME COUNTY | 4 | 2 | 1 | 1 | 2 | 1 | 1 | 2 | 1 | 1 | |
| CATTARAUGUS COUNTY | 85 | 57 | 34 | 23 | 57 | 56 | 1 | 28 | 11 | 17 | 20 |
| CAYUGA COUNTY | 30 | 21 | 21 | | 21 | 21 | | 9 | 9 | | 21 |
| CHAUTAUQUA COUNTY | 115 | 87 | 68 | 19 | 87 | 86 | 1 | 28 | 19 | 9 | 41 |
| CHEMUNG COUNTY | 45 | 36 | 33 | 3 | 35 | 35 | | 9 | 9 | | 20 |
| CHENANGO COUNTY | 36 | 13 | 13 | | 13 | 13 | | 23 | 12 | 11 | 8 |
| CLINTON COUNTY | 5 | 1 | 1 | | 1 | 1 | | 4 | 4 | | |
| COLUMBIA COUNTY | 72 | 67 | 36 | 31 | 67 | 64 | 3 | 5 | 4 | 1 | 24 |
| CORTLAND COUNTY | 61 | 52 | 28 | 24 | 52 | 51 | 1 | 9 | 8 | 1 | 18 |
| DELAWARE COUNTY | 22 | 13 | 10 | 3 | 13 | 13 | | 9 | 6 | 3 | 8 |
| DUTCHESS COUNTY | 224 | 157 | 99 | 58 | 157 | 154 | 3 | 67 | 63 | 4 | 80 |
| ERIE COUNTY | 718 | 598 | 523 | 75 | 598 | 528 | 70 | 120 | 113 | 7 | 175 |
| ESSEX COUNTY | 2 | 2 | 2 | | 2 | 2 | | | | | |
| FRANKLIN COUNTY | 53 | 49 | 29 | 20 | 49 | 39 | 10 | 4 | 4 | | 4 |
| FULTON COUNTY | 55 | 52 | 32 | 20 | 52 | 50 | 2 | 3 | 3 | | 16 |
| GENESEE COUNTY | 54 | 35 | 35 | | 35 | 34 | 1 | 19 | 16 | 3 | 29 |
| GREENE COUNTY | 30 | 23 | 17 | 6 | 23 | 23 | | 7 | 7 | | 10 |
| HAMILTON COUNTY | 8 | 8 | 3 | 5 | 8 | 7 | 1 | | | | 7 |
| HERKIMER COUNTY | 37 | 30 | 25 | 5 | 30 | 25 | 5 | 7 | 5 | 2 | 9 |
| JEFFERSON COUNTY | 48 | 32 | 31 | 1 | 32 | 32 | | 16 | 14 | 2 | 14 |
| LEWIS COUNTY | 31 | 19 | 19 | | 19 | 19 | | 12 | 4 | 8 | 7 |
| LIVINGSTON COUNTY | 83 | 72 | 57 | 15 | 57 | 53 | 4 | 11 | 8 | 3 | 31 |
| MADISON COUNTY | 26 | 21 | 18 | 3 | 21 | 20 | 1 | 5 | 5 | | 6 |
| MONROE COUNTY | 501 | 454 | 405 | 49 | 454 | 426 | 28 | 47 | 41 | 6 | 166 |
| MONTGOMERY COUNTY | 56 | 52 | 25 | 27 | 52 | 43 | 9 | 4 | 3 | 1 | 18 |
| NIAGARA COUNTY | 156 | 136 | 132 | 4 | 136 | 134 | 2 | 20 | 19 | 1 | 39 |
| ONEIDA COUNTY | 230 | 219 | 165 | 54 | 219 | 179 | 40 | 11 | 8 | 3 | 20 |
| ONONDAGA COUNTY | 376 | 285 | 285 | | 285 | 268 | 17 | 91 | 91 | | 139 |
| ONTARIO COUNTY | 89 | 64 | 51 | 13 | 64 | 62 | 2 | 25 | 20 | 5 | 74 |
| ORANGE COUNTY | 92 | 83 | 83 | | 83 | 71 | 12 | 9 | 9 | | 34 |
| ORLEANS COUNTY | 38 | 29 | 26 | 3 | 29 | 27 | 2 | 9 | 9 | | 11 |
| OSWEGO COUNTY | 96 | 86 | 59 | 27 | 86 | 83 | 3 | 10 | 9 | 1 | 57 |
| OTSEGO COUNTY | 17 | 14 | 14 | | 14 | 14 | | 3 | 2 | 1 | 10 |
| PUTNAM COUNTY | 86 | 70 | 65 | 5 | 70 | 70 | | 16 | 16 | | 50 |
| RENSSELAER COUNTY | 60 | 45 | 45 | | 45 | 42 | 3 | 15 | 14 | 1 | 27 |
| ROCKLAND COUNTY | 96 | 88 | 54 | 34 | 87 | 78 | 9 | 8 | 8 | | 22 |
| ST LAWRENCE COUNTY | 35 | 32 | 32 | | 32 | 32 | | 3 | 3 | | 17 |
| SARATOGA COUNTY | 79 | 72 | 69 | 3 | 72 | 67 | 5 | 7 | 7 | | 32 |
| SCHENECTADY COUNTY | 15 | 9 | 9 | | 9 | 9 | | 6 | 6 | | 8 |
| SCHOHARIE COUNTY | 31 | 18 | 15 | 3 | 18 | 18 | | 13 | 9 | 4 | 8 |
| SCHUYLER COUNTY | 41 | 41 | 26 | 15 | 41 | 35 | 6 | | | | 11 |
| SENECA COUNTY | 41 | 29 | 23 | 6 | 29 | 28 | 1 | 12 | 10 | 2 | 29 |

SHERIFF DEPARTMENT EMPLOYEES
NEW YORK STATE 1989

| AGENCY | EMPLOYEES | | SWORN | | SEX | | | CIVILIAN | | | NUMBER OF VEHICLES |
|-------------------|-----------|-------|---------------|---------------|-------|------|--------|----------|-----------|-----------|-----------------------|
| | TOTAL | TOTAL | FULL- TIME | PART- TIME | TOTAL | MALE | FEMALE | TOTAL | FULL TIME | PART TIME | |
| STEUBEN COUNTY | 39 | 23 | 21 | 2 | 23 | 23 | | 16 | 12 | 4 | 22 |
| SUFFOLK COUNTY | 775 | 674 | 674 | | 674 | 577 | 97 | 101 | 101 | | 190 |
| SULLIVAN COUNTY | 80 | 58 | 58 | | 58 | 54 | 4 | 22 | 14 | 8 | 23 |
| TIOGA COUNTY | 56 | 42 | 34 | 8 | 42 | 41 | 1 | 14 | 14 | | 21 |
| TOMPKINS COUNTY | 43 | 33 | 33 | | 33 | 33 | | 10 | 10 | | 10 |
| ULSTER COUNTY | 53 | 47 | 42 | 5 | 47 | 46 | 1 | 6 | 6 | | 15 |
| WARREN COUNTY | 103 | 61 | 61 | | 61 | 60 | 1 | 42 | 17 | 25 | 34 |
| WASHINGTON COUNTY | 43 | 32 | 22 | 10 | 32 | 29 | 3 | 11 | 9 | 2 | 21 |
| WAYNE COUNTY | 65 | 53 | 45 | 8 | 53 | 47 | 6 | 12 | 5 | 7 | 64 |
| WYOMING COUNTY | 54 | 38 | 22 | 16 | 38 | 35 | 3 | 16 | 8 | 8 | 16 |
| YATES COUNTY | 31 | 25 | 17 | 8 | 25 | 20 | 5 | 6 | 5 | 1 | 21 |
| TOTAL | 5487 | 4492 | 3850 | 642 | 4475 | 4097 | 378 | 995 | 840 | 155 | 1817 |

MULTI-JURISDICTION POLICE AGENCY EMPLOYEES
NEW YORK STATE 1989

| AGENCY | SWORN | | | | SEX | | | CIVILIAN | | | NUMBER OF VEHICLES |
|---------------------------------|-----------------|-------|-----------|-----------|-------|-------|--------|----------|-----------|-----------|--------------------|
| | EMPLOYEES TOTAL | TOTAL | FULL-TIME | PART-TIME | TOTAL | MALE | FEMALE | TOTAL | FULL TIME | PART TIME | |
| NEW YORK STATE POLICE | 4890 | 4037 | 4037 | | 4037 | 3808 | 229 | 853 | 763 | 90 | 2214 |
| SUBTOTAL | 4890 | 4037 | 4037 | | 4037 | 3808 | 229 | 853 | 763 | 90 | 2214 |
| CAPITAL POLICE | 166 | 66 | 66 | | 66 | 65 | 1 | 100 | 100 | | 10 |
| NYC RESERVOIR POLICE | 28 | 27 | 27 | | 27 | 27 | | 1 | 1 | | 20 |
| *STATE UNIVERSITY CAMPUS POLICE | 876 | 564 | 564 | | 564 | 513 | 51 | 312 | 295 | 17 | 127 |
| SUBTOTAL | 1070 | 657 | 657 | | 657 | 605 | 52 | 413 | 396 | 17 | 157 |
| SARATOGA/CAPITAL DIST. PARK | 42 | 36 | 8 | 28 | 36 | 35 | 1 | 6 | | 6 | 25 |
| ALLEGANY REGION PARK | 20 | 15 | 13 | 2 | 15 | 15 | | 5 | 2 | 3 | 12 |
| CENTRAL REGION PARK | 9 | 8 | 8 | | 8 | 8 | | 1 | | 1 | 10 |
| FINGER LAKES REGION PARK | 9 | 8 | 8 | | 8 | 8 | | 1 | 1 | | 15 |
| THOUSAND ISLAND REGION PARK | 27 | 26 | 8 | 18 | 26 | 26 | | 1 | 1 | | 7 |
| TACONIC REGION PARK | 27 | 23 | 8 | 15 | 23 | 19 | 4 | 4 | 2 | 2 | 14 |
| NIAGARA FRONTIER REGION PARK | 22 | 22 | 22 | | 22 | 22 | | | | | 12 |
| GENESEE REGION PARK | 13 | 13 | 10 | 3 | 13 | 12 | 1 | | | | 13 |
| LONG ISLAND REGION PARK | 71 | 67 | 63 | 4 | 67 | 65 | 2 | 4 | 2 | 2 | 46 |
| PALISADES REGION PARK | 40 | 32 | 29 | 3 | 32 | 32 | | 8 | 7 | 1 | 33 |
| NEW YORK CITY REGION PARK | 24 | 20 | 8 | 12 | 20 | 18 | 2 | 4 | 4 | | 7 |
| SUBTOTAL | 304 | 270 | 185 | 85 | 270 | 260 | 10 | 34 | 19 | 15 | 194 |
| *ONONDAGA COUNTY PARK RANGERS | 18 | 17 | 7 | 10 | 17 | 16 | 1 | 1 | | 1 | 7 |
| *SUFFOLK COUNTY PARK RANGERS | 41 | 34 | 34 | | 34 | 34 | | 7 | 7 | | 14 |
| SUBTOTAL | 59 | 51 | 41 | 10 | 51 | 50 | 1 | 8 | 7 | 1 | 21 |
| CONRAIL - NORTHEASTERN | 48 | 47 | 47 | | 47 | 47 | | 1 | 1 | | 20 |
| DELAWARE & HUDSON RAILROAD | 13 | 13 | 13 | | 13 | 13 | | | | | 6 |
| CONRAIL - CENTRAL | 61 | 61 | 61 | | 61 | 59 | 2 | | | | 21 |
| NORFOLK & WESTERN RAILROAD | 6 | 6 | 6 | | 6 | 6 | | | | | 2 |
| METRO NORTH | 136 | 131 | 131 | | 131 | 119 | 12 | 5 | 5 | | 43 |
| LONG ISLAND RAILROAD | 194 | 185 | 185 | | 185 | 173 | 12 | 9 | 9 | | 40 |
| SUBTOTAL | 458 | 443 | 443 | | 443 | 417 | 26 | 15 | 15 | | 132 |
| #RENSSELAER POLY TECH POLICE | 61 | 46 | 20 | 26 | 46 | 42 | 4 | 15 | 8 | 7 | 6 |
| *CORNELL UNIVERSITY POLICE | 72 | 65 | 65 | | 65 | 54 | 11 | 7 | 7 | | 8 |
| #ITHACA COLLEGE PD | 29 | 14 | 14 | | 14 | 12 | 2 | 15 | 15 | | 4 |
| SUBTOTAL | 162 | 125 | 99 | 26 | 125 | 108 | 17 | 37 | 30 | 7 | 18 |
| NEW YORK STATE TOTAL | 80126 | 62532 | 60205 | 2327 | 62499 | 56904 | 5595 | 17594 | 15488 | 2106 | 16784 |

PRIVATE SECURITY

* PEACE OFFICER

NEW YORK STATE
DIVISION OF CRIMINAL JUSTICE SERVICES

REPORT ON
1989
HAZARDOUS WASTE AND WASTE DISPOSAL VIOLATIONS
IN NEW YORK STATE

Legislative enactment (Chapter 631 of the 1987 Laws of New York) requires the Division of Criminal Justice Services to collect and analyze statistical and all other information and data with respect to the number of environmental crimes and offenses violating Articles 27, 37, 40 and Titles 27 and 37 of Article 71 of Environmental Conservation Law regarding hazardous waste and waste disposal. The following is presented in satisfaction of that mandate for the year 1989.

PREFACE

This report presents a general overview of the number of hazardous waste and waste disposal violations monitored by specific State agencies in 1989. Included are summaries of reports submitted to the Division of Criminal Justice Services from the Department of Environmental Conservation, the Department of Law, the Division of the State Police, the Division of Criminal Justice Services as well as reports from several county District Attorney's offices.

BACKGROUND

This past year New Yorkers have become increasingly aware of the threat imposed by hazardous waste and waste disposal violations. Illegal dumping, oil and gasoline spills, illegal tire dumps, underground tank leaks, illegal disposal of medical waste ("red-bag waste")...each week local and national papers reported on violations that threatened health, property and the environment. Some violations were accidental, occurring because of inattention or improper training. Others were intentional, committed for profit, convenience, or both. Whether violations were accidental or intentional, it is certain that the problems surrounding hazardous waste and waste disposal are increasing and the solutions are not simple.

**HAZARDOUS WASTE AND WASTE DISPOSAL LEGISLATION
1989**

The New York State legislature and Governor Cuomo have persisted in their efforts to find effective long-term solutions to the issues surrounding hazardous waste and waste disposal. New legislation has been adopted to address the problems.

1989 legislation includes:

- o **Chapter 18** of the Laws of 1989 amends chapter 395 of the Laws of 1978 and relates to moratoriums on the issuance of certificates of environmental safety for the siting of facilities and certification of routes for the transportation of liquefied natural or petroleum gas in relation to extending the effectiveness of the provisions of such chapter. Effective March 31, 1989.
- o **Chapter 62** of the Laws of 1989 raises fees charged pursuant to the State Air Quality Control Program. Fees for SPDES permits are also raised, as well as new definitions for wastewater and low-level radioactive waste as found in § 72-0302 and § 72-0602 respectively. Effective April 19, 1989 with exceptions.
- o **Chapter 88** of the Laws of 1989 amends the Environmental Conservation Law in relation to existing waste tire facilities in that it requires the owner of a facility with 1,000 or more tires to file for a permit or to cease operations and dispose of the tires in a lawful manner. Approved May 11, 1989; effective on the ninetieth day after it becomes law.
- o **Chapter 180** of the Laws of 1989 amends the Environmental Conservation Law, the Public Health Law, and the Transportation Law in relation to regulated medical waste. Such amendments include a listing of regulated medical wastes, as well as the procedure for treatment and disposal. Effective June 22, 1989 with exception.
- o **Chapter 306** of the Laws of 1989 amends the Public Authorities Law in relation to authorizing the Suffolk County board of supervisors to appropriate money to defray project costs associated with the extension of water mains to areas with documented groundwater contamination. Effective July 10, 1989.
- o **Chapter 402** of the Laws of 1989 amends the Environmental Conservation Law by adding a new section 27-0712 which requires all transporting of solid waste be covered to prevent spillage. This is to include barges. Effective sixty days after July 16, 1989.

- o **Chapter 424** of the Laws of 1989 amends the Environmental Conservation Law in relation to standards for certain plumbing fixtures, in that water use be limited to maximum gallon use. Effective January 1, 1991 with exceptions.
- o **Chapter 436** of the Laws of 1989 amends the Environmental Conservation Laws and the Soil and Water Conservation Districts Law in relation to the abatement and control of nonpoint source pollution. Effective July 16, 1989
- o **Chapter 490** of the Laws of 1989 amends the Environmental Conservation Law in relation to the State's membership on the Superfund Management Board. Effective March 31, 1989.
- o **Chapter 523** of the Laws of 1989 amends Chapter 489 of the Laws of 1987 relating to establishing the New York State Center for Hazardous Waste Management, in relation to governance and administration. Effective July 30, 1989.
- o **Chapter 564** of the Laws of 1989 amends the State Finance Law, the Environmental Conservation Law, and the Public Authorities Law in relation to establishing a fund authorized to receive and disburse monies paid into the federal Marine Protection Act. Effective July 16, 1989 with exceptions.
- o **Chapter 565** of the Laws of 1989 amends the Environmental Conservation Law, the Public Authorities Law, the Local Finance Law, and the State Finance Law in relation to establishing a fund to provide for construction of municipally owned sewage treatment projects and to provide authority to implement such programs. Effective July 16, 1989.
- o **Chapter 627** of the Laws of 1989 amends the Education Law in relation to the storage and inventory of chemicals present in school science facilities. Effective July 1, 1991.
- o **Chapter 650** of the Laws of 1989 amends the Navigation Law by providing technical corrections in relation to construction of structures in or on navigable water. Effective July 21, 1989.
- o **Chapter 666** of the Laws of 1989 amends the Environmental Conservation Law and the State Finance Law in relation to implementing the final report of the tidal wetlands advisory committee and making an appropriation therefore. Effective July 21, 1989 with exceptions.
- o **Chapter 674** of the Laws of 1989 amends the Environmental Conservation Law in relation to city town and school district assessments on hazardous waste treatment, storage, and disposal facilities. This amendment limits as well as authorizes certain taxes to be imposed by school districts and municipalities on such facilities. Effective January 1, 1990.

- o **Chapter 708** of the Laws of 1989 amends the Environmental Conservation Law, the Executive Law and the Parks Recreation and Historic Preservation Law in that it allows Department of Environmental Conservation to use prisoners to clean up parks, etc. as an alternative to incarceration. Effective July 24, 1989.
- o **Chapter 712** of the Laws of 1989 amends the Navigation Law and the Public Health Law in relation to establishing an emergency oil spill relocation network and authorizing the Commissioner of the Department of Health to deploy such resources at his discretion. Effective 120 days after July 24, 1989.
- o **Chapter 736** of the Laws of 1989 amends the Civil Practice Law and Rules and the Real Property Tax Law in relation to In Rem Foreclosures (property foreclosures) to include inactive hazardous waste disposal sites as eligible for exemption from foreclosure. Effective July 24, 1989.
- o **Chapter 739** of the Laws of 1989 amends the Environmental Conservation Law in relation to permits for transporters of waste. Certain haulers of waste may be excused from permit application if they haul certain types of waste by certain means. Effective 180 days after July 22, 1989.
- o **Chapter 775** of the Laws of 1989 amends the Environmental Conservation Laws in relation to the management of state lands and prohibiting and creating exceptions for the burning of forest land. Effective Dec. 27, 1989.

**HAZARDOUS WASTE AND WASTE DISPOSAL VIOLATIONS
AGENCY REPORT SUMMARIES**

In addition to the use of legislative initiatives to attack the problems of hazardous waste and waste disposal, a variety of State agencies have become increasingly active in monitoring hazardous waste and waste disposal violations and enforcing legislation.

The State Police Hazardous Materials Unit - Comprised of sixteen uniformed State Troopers, this unit has in the past targeted all vehicles placarded as carrying hazardous materials. As of May 1987, it was given the authority to inspect any vehicle suspected of carrying hazardous materials. Specializing in inspection of highway transport of hazardous materials, the following was reported to the Division of Criminal Justice Services as 1989 activity:

NEW YORK STATE POLICE
HAZARDOUS MATERIALS UNIT REPORT
1989

- 4,681 Vehicles stopped and inspected
- 2,108 Vehicles had violations of such seriousness that they were taken out of service.

Tickets issued for hazardous materials carrier violations:

- 487 Uniform Traffic Tickets issued for Federal Motor Carrier Safety Regulation violations
- 819 Tickets issued for violations of 14-F of the Transportation Law (referred to in ECL 27-0305)
- 1,306 Total tickets issued for violations related to hazardous materials violations
- 2,343 Other Vehicle and Traffic tickets issued.

Approximately 36% of all tickets issued by this unit were related to hazardous materials transport violations.

It should be noted that the category "hazardous materials" includes the subcategory "hazardous waste." Tickets issued by the State Police were primarily for violations of New York State Transportation Law which regulates the transport of hazardous materials. Some of those tickets issued included violations related to the transport of hazardous waste.

The State Police Motor Carrier Safety Assistance Program (MCSAP) Unit further monitors the transport of hazardous materials. This unit also consists of sixteen uniformed State Troopers and, in conjunction with the Department of Transportation, has the authority to stop any truck to check for safety and transportation violations. Such inspections can include a check for hazardous materials. For the calendar year 1989 this unit submitted the following information to the Division of Criminal Justice Services:

NEW YORK STATE POLICE
MOTOR CARRIER SAFETY ASSISTANCE PROGRAM UNIT REPORT
JANUARY 1989 THROUGH DECEMBER 1989

8,339 Trucks inspected.

4,978 Vehicles found with safety violations
of such seriousness to result in removal
from service.

6,662 Total tickets issued.

1,132 Tickets issued for hazardous
materials violations (17% of
the total number of tickets issued).
These were for violation of
fourteen-f of the Transportation Law
referred to in ECL 27-0305.

5,530 Tickets issued for other violations.

Tickets issued for hazardous materials violations are primarily for violations of the Transportation Law. Those tickets may include violations related to hazardous waste and waste disposal.

NEW YORK STATE DEPARTMENT OF LAW
ENVIRONMENTAL PROTECTION BUREAU
1989 ENVIRONMENTAL CRIME UNIT REPORT

The Environmental Protection Bureau's Environmental Crime Unit of the New York State Department of Law reported to the Division of Criminal Justice Services that a total of twenty-one cases involving hazardous waste and waste disposal offenses were processed in 1989. The number of individuals charged was 21 (62.0% of those charged) and the number of other entities (corporations, businesses, etc.) charged was 13 (38.0%).

Dispositions of cases involving hazardous waste and waste disposal violations in 1989 resulted in 5 dismissals, 2 acquittals, and 30 convictions (24 by plea and 6 by trial). Seventeen persons and 13 corporations/other entities were convicted. There were nine felony convictions, 6 misdemeanor convictions and 20 violations. A total of 52 charges were disposed. The 1989 convictions include:

- (1) ECL 71-2705
- (5) ECL 71-2713 (6)
- (2) ECL 71-2711
- (2) ECL 71-2703 (2)
- (1) ECL 71-2713
- (3) ECL 71-1933 (3) (a) (3)
- (1) ECL 71-2707 (1)
- (2) ECL 71-0707 (1)
- (1) ECL 71-0707
- (1) ECL 71-0914 (1)
- (1) ECL 71-0501
- (1) ECL 71-0505
- (1) ECL 27-0914 (2)
- (1) ECL 24-0703

In addition, there were convictions for violations of the New York Codes, Rules and Regulations concerned with hazardous waste and waste disposal including:

- (1) 6NYCRR 364.90(2)(ii)
- (1) 6NYCRR 381.11(f)
- (1) 6NYCRR 381.11(d)
- (3) 6NYCRR 360.2(b)
- (2) 6NYCRR 364.2(a)(2)
- (1) 6NYCRR 381.12(g)
- (1) 6NYCRR 360.15(a)(2)

Other convictions resulting from an ECL charge include:

- (1) Labor Law 213
- (1) P.L. 175.10
- (1) P.L. 155.40
- (1) P.L. 240.20(7)

Sentences imposed include:

- 1 jail sentence
- 1 probation (5 year conditional)

Other sentencing included a total of \$284,800 in fines, \$25,000 for remediation, \$975,000 in civil penalties following a criminal prosecution, and a total of 470 hours of community service. One company is required to advertise in four wastewater treatment publications advising other corporations to comply with State environmental standards. A conditional discharge included a timetable for closure of landfill. From one Federally prosecuted case, New York State received a \$325,000 fine amount.

In order to further facilitate the prosecution of cases, many District Attorney's Offices have established active environmental crime units. This year, inquiries were made of all District Attorney's Offices in the State. Cortland, Erie, Fulton, Ontario, Warren, Washington and Westchester Counties responded with no activity to report. Dutchess County reported a substantial criminal indictment concerning ECL violations and Penal Law violations under the State Pollution Discharge Elimination System (SPDES) program. The Cattaraugus, Chautauqua, Suffolk and Tompkins County District Attorney's Offices' environmental crime units submitted activity reports. The summaries for those reports dealing with hazardous waste and waste disposal violations follows.

CATTARAUGUS COUNTY DISTRICT ATTORNEY'S OFFICE
HAZARDOUS WASTE AND WASTE DISPOSAL VIOLATIONS REPORT
1989

In 1989, one case involving a hazardous waste/waste disposal violation was investigated and resulted in an indictment. This indictment was against a person who was charged with five felonies and 2 misdemeanors (ECL 71-2707(1)-2 counts, ECL 27-0305(1)-1 count, ECL 71-2717(1)-1 count, ECL 71-2713(6)-1 count, ECL 71-2712(4)-1 count, ECL 27-0914(2)-1 count). Prosecution occurred in 1990 where after trial, the case resulted in conviction on all counts. Sentencing is scheduled for December 1990.

CHAUTAUQUA COUNTY DISTRICT ATTORNEY'S OFFICE
HAZARDOUS WASTE AND WASTE DISPOSAL VIOLATIONS REPORT
1989

In 1989, one case involving a hazardous waste/waste disposal violation was investigated and resulted in an indictment. This indictment was against two persons who were charged with one felony and one violation (ECL 71-2707(1) unlawful possession of hazardous waste in the second degree). There were two cases disposed in 1989; one case was dismissed and the other resulted in a conviction by plea to ECL 71-2703, prohibited disposal of solid waste. A \$200.00 fine was imposed and the defendant landowner was required as part of the plea to clean several acres of property covered with solid waste. Two local businesses paid to remove hazardous waste oil generated by them and discarded tires and they signed a consent order with the Department of Environmental Conservation requiring them to pay \$1,500 and \$3,000 in civil penalty.

SUFFOLK COUNTY DISTRICT ATTORNEY'S OFFICE
ENVIRONMENTAL CRIMES UNIT
HAZARDOUS WASTE AND WASTE DISPOSAL VIOLATIONS REPORT
1989

In 1989 the Suffolk County District Attorney's Office Environmental Crimes Unit initiated the investigation of 28 cases dealing with hazardous waste and waste disposal violations. As a result, four persons were charged with 4 felony charges, and one misdemeanor charge. In addition, there were two counts of Environmental Pollution Violations of the Suffolk County Sanitary Code. Also as a result of the investigations, eleven corporations/other entities were charged with a total of five felonies, seven misdemeanors, and 131 counts of Environmental Pollution Violations of the Suffolk County Environmental Code. Environmental Conservation Law violations include:

ECL 71-2712(2) - 6 violations
 ECL 71-2712(4) - 3 violations
 ECL 71-2711 - 1 violation
 ECL 71-2710 - 1 violation
 ECL 71-2707(1) attempt - 1 violation
 ECL 71-1711(1) - 2 violations
 ECL 27-0914 - 1 violation

Other charges related to hazardous waste and waste disposal include:

6 NYCRR Part 372.2 - 1 violation
 6 NYCRR Part 372.3 - 1 violation

A total of 11 cases were disposed in 1989 by plea. Four persons and ten corporations/other entities were convicted of some charge. Of those convictions there were six felonies, six misdemeanors and 133 counts of environmental pollution violations of Suffolk County Sanitary Code. The Environmental Conservation Law convictions include:

ECL 71-2712(2) - 6 convictions
 ECL 71-2711 - 1 convictions
 ECL 71-2710 - 1 conviction
 ECL 71-2707 - 1 conviction
 ECL 27-0914 - 1 conviction
 6NYCRR 372.2 - 1 conviction
 6NYCRR 372.3 - 1 conviction

Sentences imposed consist of three jail sentences and a total of \$226,033 in penalties and fines. In addition, it was required that two defendants take out newspaper advertisements warning of the consequences for polluting the environment. Also, all convicted parties were required to clean up discharged pollutants as part of plea.

TOMPKINS COUNTY DISTRICT ATTORNEY'S OFFICE
HAZARDOUS WASTE AND WASTE DISPOSAL VIOLATIONS REPORT
1989

In 1989, one case involving hazardous waste or waste disposal violations was investigated and resulted in an indictment. This indictment was against a person who was charged with a misdemeanor (violation of Section 8 of Local Law No. 1). The case resulted in conviction of the charge by plea. Defendant was sentenced to a conditional discharge; remove solid waste completely within six months.

The Division of Law Enforcement's Bureau of Environmental Conservation Investigations at the Department of Environmental Conservation reported the following activity concerned with hazardous waste and waste disposal violations:

In 1989 there were a total of 111 different events under investigation. Fifty-four new cases were opened in 1989. The following is a breakdown of the number of cases opened by county of offense as reported to the Division of Criminal Justice Services.

BUREAU OF ENVIRONMENTAL CONSERVATION INVESTIGATIONS
NUMBER OF CASES DISPOSED BY COUNTY
1989

| <u>COUNTY</u> | <u>NO. OF CASES</u> | <u>COUNTY</u> | <u>NO. OF CASES</u> |
|---------------|-------------------------|---------------|-------------------------|
| Albany | 1 | New York | 3 |
| Allegany | 1 | Niagara | 1 |
| Bronx | 1 | Oneida | 1 |
| Broome | 1 | Onondaga | 1 |
| Cattaraugus | 1 | Orange | 1 |
| Chautauqua | 2 | Putnam | 2 |
| Clinton | 1 | Rockland | 1 |
| Columbia | 2 | Suffolk | 2 |
| Dutchess | 1 | Sullivan | 3 |
| Erie | 5 | Ulster | 1 |
| Franklin | 1 | Westchester | 3 |
| Kings | 1 | Wyoming | 1 |
| Livingston | 3 | Bronx | 1 |
| Monroe | 3 | Out-of-State | 6 |
| Nassau | 3 | | |

In all, the Bureau of Environmental Conservation Investigations reported that 77 cases were closed in 1989. Of those cases closed in 1989, the original charges included 14 felony charges, 70 misdemeanor charges and 2 violations.

Dispositions resulted in fines, penalties, and consent orders totaling \$1,757,217.

Note: A consent order is a legal and enforceable negotiated agreement between the Department of Environmental Conservation and responsible parties where responsible parties agree to undertake investigation and cleanup or pay for the costs of investigation and cleanup work. The order includes a description of the remedial actions to be taken and a schedule for implementation. Monies collected via consent orders are placed in a remedial fund which is used in the cleanup of hazardous waste. Fines indicate a criminal disposition; penalties and consent orders indicate a civil or administrative disposition.

DEPARTMENT OF ENVIRONMENTAL CONSERVATION
DIVISION OF ENVIRONMENTAL ENFORCEMENT
1989 REPORT ON HAZARDOUS WASTE AND WASTE DISPOSAL VIOLATIONS

The Department of Environmental Conservation's (DEC) Division of Environmental Enforcement (DEE) assists in the civil and criminal enforcement of Environmental Conservation Law. Consisting of attorneys, engineers, geologists and chemists, DEE provides valuable legal and technical assistance to a number of State units; Environmental Conservation Investigations, County District Attorney's Offices, the State Attorney General's Office and the U.S. Department of Justice. Support services provided by DEE include legal sufficiency evaluations of investigations, sampling and analysis of evidence, the drafting of search warrants, legal research, and investigator assistance in the development of matters for prosecution referral.

While DEE does not have independent criminal prosecution authority, on many occasions DEE attorneys have been deputized to handle environmental prosecutions.

The Division of Environmental Enforcement's report on 1989 Division activities concerned with hazardous waste and waste disposal violations assistance with the cases already reported by Environmental Conservation Investigations, several reported by the District Attorney's Offices. In addition, Environmental Enforcement assisted the Department of Justice with three cases, the Attorney General's Office with one case, and District Attorney's offices with three cases. All of these cases resulted in a conviction. Sentencing included Probation, \$5,000 fine and remediation, 18 months imprisonment, \$40,000 fine, \$5,000 fine plus 40 hours community service, 6 months in jail and a \$100,000 fine, and 6 months jail. Environmental enforcement also assisted with the Federally prosecuted case that resulted in a \$650,000 fine with New York State receiving \$325,000.

Division of Criminal Justice Services - The Computerized Criminal History/Offender-Based Transaction Statistics (CCH/OBTS) data system utilized by the Division of Criminal Justice Services (DCJS) is a compilation of data from police, courts, and correctional agencies and is used to track individual offenders through the criminal justice system. The total number of violations reported from the information contained in this file is considerably lower than the total number reported by Environmental Conservation Investigations (currently considered the most complete data source on the subject). The reasons are several. In order to be included in the DCJS data base, the charge must have been for a fingerprintable offense as designated by State law. Not all Environmental Conservation hazardous waste/waste disposal violations are fingerprintable. It also follows that in order to be fingerprintable, the charge must have been levied against a person as opposed to a corporation or other entity. In a 1988 review of the hazardous waste/waste disposal violation data on cases disposed by the DEC Investigations Unit it was determined that less than 20 percent of the violators charged were individuals. Lastly, the CCH/OBTS data system requires that the fingerprintable Environmental Conservation hazardous waste/waste disposal charge must be the most serious charge levied ('top-charge') in an arrest or disposition event in order to be included in a DCJS count. Often a violation will include other more serious charges.

The information available through the Division's CCH/OBTS file includes a regional breakdown of the number of violations.

DIVISION OF CRIMINAL JUSTICE SERVICES
NUMBER OF TOP-CHARGE, FINGERPRINTABLE ARRESTS FOR
ECL HAZARDOUS WASTE AND WASTE DISPOSAL VIOLATIONS

| <u>REGION</u> | <u>1988</u> | | <u>1989</u> | |
|---------------------------|---------------|--------------|---------------|--------------|
| | <u>Felony</u> | <u>Misd.</u> | <u>Felony</u> | <u>Misd.</u> |
| New York City | 3 | 0 | 4 | 0 |
| Suburban New York City | 1 | 0 | 5 | 0 |
| Upstate New York | 5 | 6 | 12 | 8 |
| TOTAL New York State | 9 | 6 | 21 | 8 |

Although the amounts are small, throughout the State there was a noticeable increase in the number of arrests in which a hazardous waste violation was the most serious charge. Statewide, felony arrests more than doubled with the greatest regional increase occurring Upstate.

Dispositions for 1989 indicated only one felony and one misdemeanor conviction on record.

FUTURE DIRECTION

To further discourage offenders, avert violations, enhance enforcement, and encourage cleanup of hazardous waste and waste disposal violations, the legislature in 1990 has passed a number of bills.

1990 Legislation related to hazardous waste:

- o **Chapter 122** of the Laws of 1990 amends the Environmental Conservation Law in relation to publication of a notice of application for a regulatory permit. Effective May 7, 1990.
- o **Chapter 146** of the Laws of 1990 amends the Environmental Conservation Law by adding Article 54 which calls for stewardship projects to be undertaken, and allows for the raising of these monies. Effective May 14, 1990 with exceptions.
- o **Chapter 152** of the Laws of 1990 amends the Environmental Conservation Law and the Vehicle and Traffic Law in relation to lead acid battery recycling. Effective Jan. 1, 1990.
- o **Chapter 164** of the Laws of 1990 amends the Environmental Conservation Law Article 27-1313, paragraph g of subdivision 5, in relation to municipally operated inactive hazardous waste disposal sites. Effective May 21, 1990.
- o **Chapter 173** of the Laws of 1990 amends the transportation law in relation to truck size limits and previous DWI offenses with respect to haulers of hazardous material. Effective May 21, 1990 with exceptions.
- o **Chapter 219** of the Laws of 1990 amends the Environmental Conservation Law in respect to a requirement for environmental impact statements for actions that will have a significant impact on special groundwater protection areas. Effective June 11, 1990
- o **Chapter 226** of the Laws of 1990 amends the Environmental Conservation Law in respect to requiring waste transporter permits for transporters of waste tires. Effective Jan. 1, 1990.
- o **Chapter 261** of the Laws of 1990 amends the Environmental Conservation Law in respect to the application of chemicals into water for the purpose of weed, insect, or fish control. Effective June 24, 1990.

o Chapter 286 of the Laws of 1990 amends the Environmental Conservation Law in relation to a prohibition against hazardous packaging, by adding new title headings to Article 37. Effective and retroactive to when chapter 775 of the Laws of 1987 took effect.

o Chapter 294 of the Laws of 1990 amends the Environmental Conservation Law and the General Business Law and the Traffic Law in relation to restricting the sale, venting, and disposal of chlorofluorocarbons (CFCs). Effective July 1, 1990.

SUMMARY

No single data source reveals the complete picture of 1989 hazardous waste and waste disposal violations in New York State. The primary reason for this is that each individual reporting agency focuses on particular aspects of the problem that are of concern to that agency be it the transport of hazardous materials, the court processing of offenders, arrest processing or the clean-up, prevention or investigation of violations.

Currently, the diverse information-gathering and reporting systems being implemented by these agencies along with the possibility of data overlap prohibit combining the reports to arrive at a single, accurate accounting of total violations in the State. For these reasons, a State summary has not been included. It is recommended that each data source be reviewed independently of any other.

The information in this report does provide a general overview of the number of hazardous waste and waste disposal violations that were monitored and addressed by specific State agencies in 1989.

STATE OF NEW YORK
UNIFIED COURT SYSTEM
OFFICE OF MANAGEMENT SUPPORT
(OFFICE OF COURT ADMINISTRATION)

CASELOAD ACTIVITY REPORT

INTRODUCTION

There were 3,817,866 new cases filed in the trial courts of the Unified Court System in 1989.^{1,2} Excluding parking tickets, there were 2,830,562 filings as follows: 42% (1,176,809) were filed in criminal courts, 36% (1,015,868) in civil courts, 18% (516,295) in the Family Courts, and 4% (121,590) in the Surrogates' Courts.

Dispositions in the trial courts during 1989 totaled 3,827,165. Excluding parking tickets, there were 2,839,861 dispositions, as follows: criminal courts--40%, civil courts--36%, Family Courts--18% Surrogates' Courts--6%.

Table 2 shows a breakdown of filings and dispositions in the trial courts by type of court.

¹All data in this chapter are from the Caseload Activity Reporting System of the Unified Court System. Courts report data to the Office of Court Administration pursuant to the Rules of the Chief Administrator of the Courts (22 NYCRR 115).

²Excludes Town and Village Courts.

TABLE 2
FILINGS AND DISPOSITIONS IN THE TRIAL COURTS
1989

| <u>Court</u> | <u>Filings</u> | <u>Dispositions</u> |
|---|----------------------|----------------------|
| <u>CRIMINAL:</u> | | |
| Supreme and County Courts | 79,025 | 75,240 |
| Criminal Court of the City of New York | | |
| Arrest Cases | 320,600 | 316,681 |
| Summons Cases | 94,092 ^a | 93,876 |
| City and District Courts Outside New York City: | | |
| Arrest Cases | 254,353 | 232,526 |
| Uniform Traffic Tickets | 428,739 ^b | 428,739 |
| Parking Tickets | 987,304 ^b | 987,304 |
| CRIMINAL SUBTOTAL | 2,164,113 | 2,134,366 |
| <u>CIVIL</u> | | |
| Supreme Courts: | | |
| New Cases | 150,342 | 146,026 |
| Ex Parte Applications | 105,522 | 105,522 |
| Uncontested Matrimonial Cases | 52,424 | 51,391 |
| Civil Court of the City of New York: | | |
| Civil Actions | 176,476 ^c | 170,314 ^d |
| Landlord/Tenant Actions and Special Proceedings | 219,461 ^c | 238,065 |
| Small Claims Cases | 56,401 | 59,645 |
| City and District Courts Outside New York City: | | |
| Civil Actions | 119,272 | 99,738 ^d |
| Landlord/Tenant Actions and Special Proceedings | 63,192 | 60,214 |
| Small Claims | 52,238 | 52,380 |
| Commercial Claims | 9,557 | 7,449 |
| County Courts | 4,962 | 5,137 |
| Court of Claims | 1,979 | 1,963 |
| Arbitration Program | 12,573 ^e | 12,466 |
| Small Claims Assessment Review Program | 4,042 | 3,394 |
| CIVIL SUBTOTAL | 1,015,868 | 1,013,704 |
| <u>FAMILY</u> | 516,295 | 499,258 |
| <u>SURROGATES</u> | 121,590 | 179,837 ^f |
| TOTAL | 3,817,866 | 3,827,165 |

^aCalendared summonses only. An additional 97,469 summonses were filed in which defendant did not appear.

^bThe disposition figure is used as intake. An additional 64,332 traffic tickets and 164,043 parking tickets were filed in which defendant did not respond.

^cCalendared cases and default judgments only. An additional 48,241 civil actions were filed but not calendared or defaulted; an additional 118,644 landlord-tenant cases were filed but not calendared or defaulted.

^dDoes not include dispositions in the Arbitration Program.

^eShown here for reference only and not included in totals. Included as intake in the civil courts listed above.

^f'Surrogates' Court dispositions include orders signed, decrees signed, and letters issued.

2.2 CRIMINAL CASES

Criminal cases are processed in the trial courts as follows: Felony indictments and superior court information are processed in the Criminal Term of the Supreme Courts in New York City and in the County Courts outside New York City. In several counties outside New York City, a portion of the felony caseload is processed in the Supreme Court as well. The District Courts of Nassau and Suffolk and the City, Town, and Village Courts outside New York City have original jurisdiction over felonies and complete jurisdiction over misdemeanors, violations, and infractions.

1. Criminal Term of Supreme and County Courts

Filings: Statewide, 79,025 felony cases were filed in the Supreme and County Courts during 1989.³ Sixty-seven percent (53,194) of the 1989 filings occurred in New York City.

Table 3 shows 1989 filings by judicial district.

Table 4 focuses on individual counties, ranking the eighteen counties with 400 or more felony case filings in the Supreme and County Courts. These eighteen counties accounted for 91% of all felony filings in these courts.

³"Cases" are a count of "defendant-indictments," i.e., each defendant on each indictment counts as a case.

Dispositions: Statewide, 75,240 cases reached disposition (guilty plea, trial verdict, dismissal, or miscellaneous other) in 1989. Sixty-seven percent (50,157) of the 1989 dispositions occurred in New York City.

Table 3 shows 1989 dispositions by judicial district.

Table 4 shows that sixteen counties with over 400 dispositions accounted for 90% of all felony case dispositions. Twelve counties which commenced over 40 trials accounted for 89% of felony trials commenced statewide in 1989. Of the total of 5,062 felony trials commenced, 4,219 (83%) were jury trials.

Figure 3 shows felony case dispositions by type. There were 62,472 guilty pleas (83%), 7,341 dismissals (10%), 4,413 trial verdicts (6%) and 1,014 other dispositions (1%).

Table 3
 DEFENDANT-INDICTMENTS FILED AND DISPOSED AND TRIALS COMMENCED
 BY JUDICIAL DISTRICT
 1989

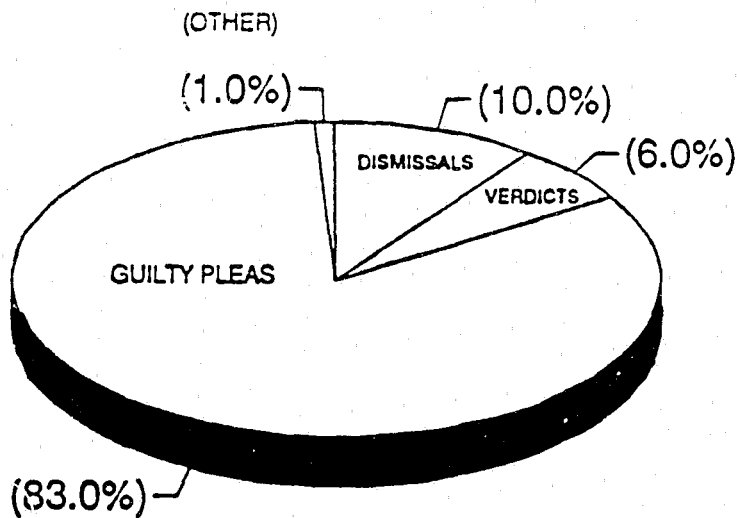
| <u>Judicial District</u> | <u>Filings</u> | <u>Dispositions</u> | <u>Trials Commenced</u> |
|--------------------------|----------------|---------------------|-------------------------|
| New York City: | | | |
| 1st | 17,225 | 16,192 | 1,078 |
| 2nd | 15,080 | 13,669 | 933 |
| 11th | 10,070 | 10,109 | 727 |
| 12th | 10,819 | 10,187 | 710 |
| Subtotal | (53,194) | (50,157) | (3,448) |
| Outside New York City: | | | |
| 3rd | 2,069 | 1,932 | 130 |
| 4th | 1,482 | 1,636 | 81 |
| 5th | 2,998 | 2,750 | 152 |
| 6th | 1,447 | 1,482 | 119 |
| 7th | 3,333 | 3,123 | 262 |
| 8th | 3,061 | 2,986 | 326 |
| 9th | 4,485 | 4,347 | 263 |
| 10th - Nassau | 3,473 | 3,564 | 173 |
| 10th - Suffolk | 3,483 | 3,263 | 108 |
| Subtotal | (25,831) | (25,083) | (1,614) |
| Statewide Total | 79,025 | 75,240 | 5,062 |

Table 4

DEFENDANT-INDICTMENTS FILED AND DISPOSED AND TRIALS COMMENCED:
 TOP COUNTIES BY VOLUME
 (400 or More Filings of Dispositions, 40 or More Trials)

| 1989 | | | | | |
|---------------------------------|--------|--------------------------------------|--------|--|-------|
| New York | 17,225 | New York | 16,192 | New York | 1,078 |
| Kings | 14,526 | Kings | 13,132 | Kings | 904 |
| Bronx | 10,819 | Bronx | 10,187 | Queens | 727 |
| Queens | 10,070 | Queens | 10,109 | Bronx | 710 |
| Suffolk | 3,483 | Nassau | 3,564 | Erie | 232 |
| Nassau | 3,473 | Suffolk | 3,263 | Monroe | 211 |
| Westchester | 2,662 | Westchester | 2,564 | Westchester | 196 |
| Monroe | 2,016 | Monroe | 1,856 | Nassau | 173 |
| Erie | 1,692 | Erie | 1,695 | Suffolk | 108 |
| Onondaga | 1,279 | Onondaga | 1,213 | Onondaga | 95 |
| Albany | 863 | Orange | 787 | Albany | 44 |
| Oneida | 801 | Oneida | 765 | Broome | 44 |
| Orange | 785 | Albany | 729 | | |
| Richmond | 554 | Broome | 543 | | |
| Broome | 534 | Richmond | 537 | | |
| Jefferson | 457 | Dutchess | 444 | | |
| Dutchess | 453 | | | | |
| Rockland | 430 | | | | |
| <hr/> | | | | | |
| Total | 72,082 | Total | 67,580 | Total | 4,522 |
| (91% of statewide 1989 filings) | | (90% of statewide 1989 dispositions) | | (89% of statewide 1989 trials commenced) | |

Figure 3
FELONY DISPOSITIONS
BY TYPE OF DISPOSITION
1989



2. Criminal Courts of Limited Jurisdiction

Criminal Court of the City of New York:

There were 320,600 arrest cases filed in the Criminal Court of the City of New York in 1989. There were 316,681 dispositions.

Of the dispositions, 44% were by guilty plea, 32% by dismissal, 18% by referral to grand jury or transfer to Supreme Court for waiver of indictment, 0.3% by verdict, and 6% miscellaneous other.

There were 94,092 summons cases added to the calendar. [In addition, 97,469 summons cases were filed but not added to the calendar (defendant did not appear)]. There were 93,876 calendared dispositions.

City and District Courts Outside of New York City. Criminal case intake in the City Courts and the Nassau and Suffolk District Courts totalled 254,353 in 1989. The courts reported 232,526 dispositions. Of the dispositions, 55% were by guilty plea, 33% by dismissal, 7% by referral to grand jury or transfer to Superior Court for waiver of indictment, 1% by trial verdict, and 4% other.

There were 428,739 noncriminal (violations and infractions) Uniform Traffic Tickets disposed in these courts. These consisted primarily of fines paid (by personal appearance and mail). In jurisdictions without Parking Violations Bureaus, the City and District Courts process parking tickets. Dispositions totalled 987,304 in 1989.

Figure 4 shows criminal caseload activity in the criminal courts of limited jurisdiction.

Figure 4
 CRIMINAL CASES IN TRIAL COURTS OF LIMITED
 JURISDICTION
 1989

Criminal Court of the City of New York

| Arrest Cases | | Summons Cases | |
|--------------|---------|---------------|---------------------|
| Filings | 320,000 | Filings | 94,092 ^a |
| Dispositions | 316,681 | Dispositions | 93,876 |

City and District Courts Outside New York City

| Criminal Cases | Traffic Tickets ^b | Parking Tickets ^c |
|----------------|------------------------------|------------------------------|
| Filings | | |
| 245,353 | Dispositions | Dispositions |
| 232,526 | 428,739 | 987,403 |

^aAn additional 97,469 summonses were filed in which defendant did not appear.

^bAn additional 64,332 traffic tickets were filed in which defendant did not respond.

^cAn additional 164,043 parking tickets were filed in which defendant did not respond.

STANDARDS AND GOALS

Since 1975, Standards and Goals of the Chief Administrator of the Courts have provided performance measures for the courts for elapsed time to disposition for felony cases in the Supreme and County Courts, civil

performance measures for the courts for elapsed time to disposition for felony cases in the Supreme and County Courts, civil 11cases in the Supreme Courts, and for proceedings in the Family Courts.⁶

Felony Cases: The applicable standard is disposition within six months from filing of indictment, excluding periods when a case is not within the active management control of the court (e.g., warrant outstanding).

During 1989, 86% of felony case dispositions statewide were achieved within the six-month standard.

Civil Cases: The standard is disposition within fifteen months from the filing of note of issue. During 1989, 91% of note of issue dispositions statewide were achieved within this standard.

Family Court: The standard is case disposition within 180 days of the commencement of the proceeding, excluding periods when a case is not within the active management control of the court (e.g., warrant outstanding). During 1989, 99% of dispositions statewide were reached within the standard.

⁶See Standards and Goals memorandum of the Chief Administrator of the Court of 2/28/79, containing revisions approved by the Administrative Board of the Courts on 1/25/79 to Standards and Goals adopted in 1975.



NEW YORK STATE JUDICIAL DEPARTMENTS

FIRST JUDICIAL DEPARTMENT

Judicial District 1

New York County

Judicial District 12

Bronx County

SECOND JUDICIAL DEPARTMENT

Judicial District 2

Kings County
Richmond County

Judicial District 9

Dutchess County
Orange County
Putnam County
Rockland County
Westchester County

Judicial District 10

Nassau County
Suffolk County

Judicial District 11

Queens County

THIRD JUDICIAL DEPARTMENT

Judicial District 3

Albany County
Columbia County
Greene County
Schoharie County
Sullivan County
Rensselaer County
Ulster County

Judicial District 4

Clinton County
Essex County
Franklin County
Fulton County
Hamilton County
Montgomery County
St. Lawrence County
Saratoga County
Schenectady County
Warren County
Washington County

Judicial District 6

Broome County
Chemung County
Chenango County
Cortland County
Delaware County
Madison County
Otsego County
Schuyler County
Tioga County
Tompkins County

FOURTH JUDICIAL DEPARTMENT

Judicial District 5

Jefferson County
Lewis County
Herkimer County
Oneida County
Onondaga County
Oswego County

Judicial District 7

Cayuga County
Livingston County
Monroe County
Ontario County
Seneca County
Steuben County
Wayne County
Yates County

Judicial District 8

Allegany County
Cattaraugus County
Chautauqua County
Erie County
Genesee County
Niagara County
Orleans County
Wyoming County



STATE OF NEW YORK
EXECUTIVE DEPARTMENT

DIVISION OF PROBATION AND CORRECTIONAL ALTERNATIVES

PROBATION DEPARTMENTS

Intake Services

Cases opened for intake services increased 7% from 139,549 in 1988 to 148,976 in 1989 (Chart 1). The 31,540 cases opened in New York City represents 21% of the statewide total, compared to 20% in 1988.

Pre-disposition Services

There were 22,859 cases received for supervision prior to court disposition in 1989. This is a 21% increase over the 18,897 received in 1988 (Chart 2).

Investigations

Probation departments conducted 109,777 regular investigations (pre-sentence, pre-plea, JD, and PINS) and 74,384 other investigations in 1989. This 184,161 total is a 9% increase over the 169,688 investigations conducted in 1988 (Table 1).

Probation Supervision

The total number of family and criminal cases sentenced to probation increased from 52,235 in 1988 to 53,688 in 1989. The number of family and criminal cases on probation at the end of the year increased from 127,588 in 1988 to 135,881 in 1989 (Table 2).

The number of probation cases supervised at the end of the year in New York City increased from 55,045 in 1988 to 58,830 in 1989 (Chart 3). The number of criminal court cases supervised statewide at the end of the year increased from 120,807 in 1988 to 128,707 in 1989 (Chart 4).

The number of cases sentenced to probation in New York City increased by 5% from 18,465 to 19,429 between the years 1988 and 1989 (Chart 5). During 1989, there were 53,688 cases sentenced to probation statewide. This is a 3% increase over 1988 when 51,938 cases sentenced to probation (Charts 5 and 6).

Felony cases sentenced to probation increased much more dramatically than misdemeanors from 1985 to 1989). The increase was much more obvious in New York City than in Upstate counties (Charts 7, 8, and 9).

Misdemeanor cases supervised at the end of 1985 outnumbered felonies. In 1989, the number of felony cases was larger than the misdemeanors. The difference was attributable to the larger New York City felony caseloads. Outside of New York City, there continued to be a larger number of misdemeanor cases (Charts 10, 11, and 12).

Of the 38,502 cases closed in 1989, 14,071 (37%) were by early discharge and another 9,886 (26%) by maximum expiration. In New York City, these categories reflected 49% of all case closings. Outside of New York City, these categories reflected 69% of all case closings (Charts 13, 14, and 15).

On 12/31/89, there were 725.2 cases on probation for every 100,000 population. This figure ranged from 324.0 in Richmond County to 1,398.8 in Sullivan County (Table 3).

ALTERNATIVE TO INCARCERATION (ATI) PROGRAMS

Alternative to incarceration programs seek to reduce reliance on incarceration either by providing more or better information upon which critical judicial decisions are made, or by offering new and different options to the court. Currently, programs operate within four broad program models:

Pretrial Release Programs

Pretrial release programs collect and verify information about criminal defendants and present the information to the courts so that more informed decisions regarding pretrial release conditions can be made. Some pretrial release programs provide community supervision of the defendant during the pretrial period. Some programs also provide bail expediting services, assisting the defendant to raise bail by contacting potential sureties. During 1989, 41 pretrial release programs interviewed 39,981 defendants (Tables 5 and 6).

Defender-Based Advocacy Programs

These programs receive referrals from defense counsel and prepare a variety of reports to facilitate pretrial release, plea bargaining and alternative sentencing. In addition, defender-based advocacy programs routinely refer defendants to social service agencies based upon their evaluations of defendants' personal needs. Alternative sentencing plans prepared by these programs often include enhanced provisions for community supervision and mandatory participation in treatment programs. During 1989, 10 defender-based advocacy programs provided services to 971 defendants (Table 7).

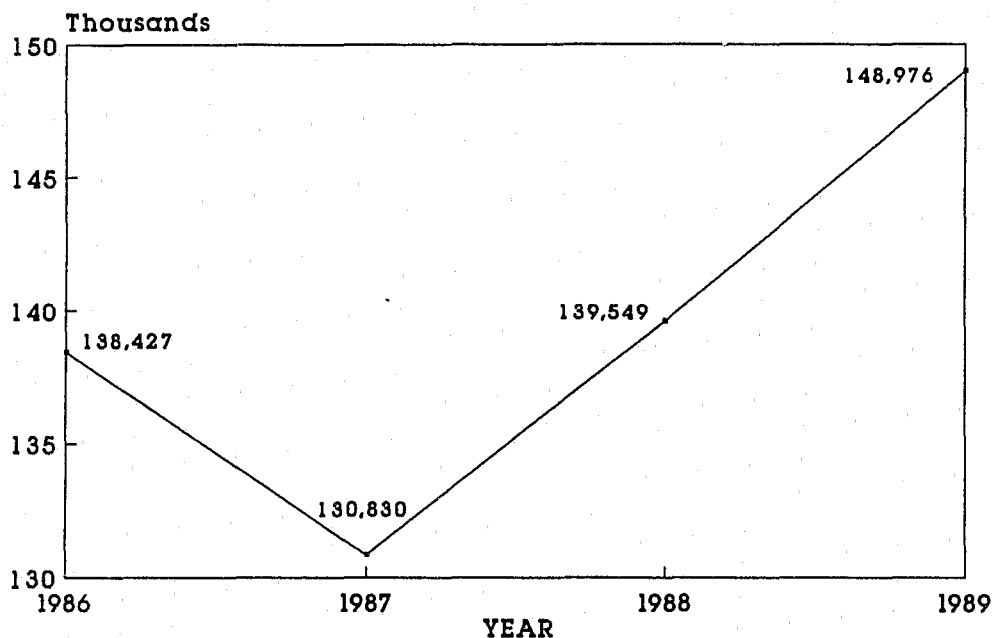
Community Service Sentencing

Community service sentencing offers the courts a new sentencing option. The typical community service program screens offenders to determine their appropriateness for participation and then places these individuals with carefully selected non-profit or governmental agencies where they must complete the number of service hours imposed by the courts. Over 3,200 offenders whose sentences including the performance of community service were monitored by 33 programs during 1989 (Table 8).

Specialized Alternative Programs

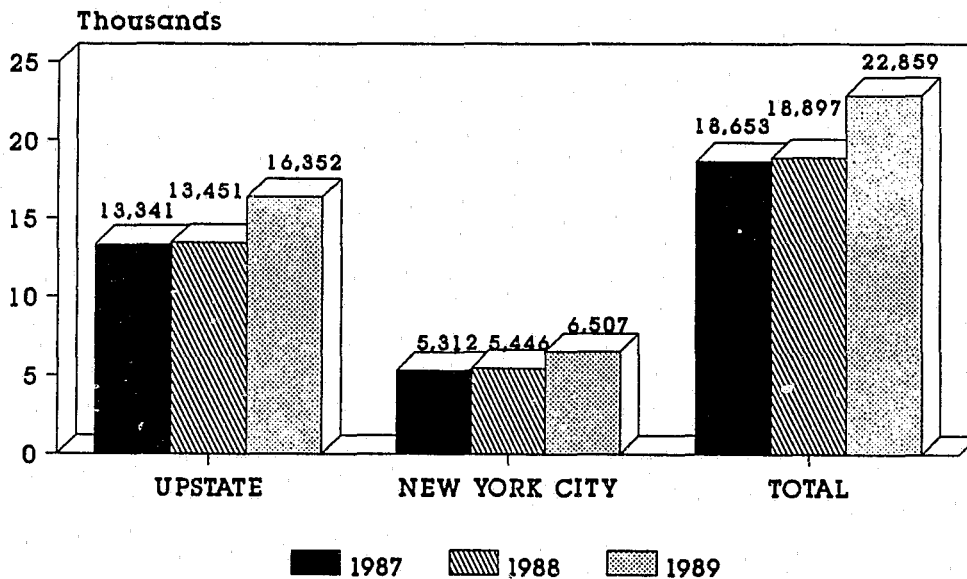
Specialized alternative programs provide a variety of services aimed at specific offender populations. During 1989, six Treatment Alternative to Street Crimes (TASC) programs provided assessment, referral and monitoring services to 3,353 offenders in need of drug, alcohol and mental health treatment). Seventeen other specialized alternative programs provided services to 3,188 offenders across the State and included home confinement programs, residential programs and programs aimed at special offender populations such as juveniles, offenders with alcohol and drug abuse problems or developmental disabilities, and offenders in need of job training (Tables 9 and 10).

CHART 1
 INTAKE CASES OPENED FOR SERVICE
 1986-1989



SOURCE: FORM DPCA-30A ITEM 2B

CHART 2
 PROBATION PRE-DISPISITION CASES RECEIVED
 1987-1989



SOURCE: FORMS DPCA-30 (ITEM 11-C)
 AND DPCA-30A (ITEM 4B)

TABLE 1

NEW YORK STATE DIVISION OF PROBATION
AND CORRECTIONAL ALTERNATIVES
FACT SUMMARY
INVESTIGATIONS COMPLETED

| Year | Regular | | Other ¹ | | Total | |
|------|---------|------------------------|--------------------|------------------------|---------|------------------------|
| | Number | + Percent ² | Number | + Percent ² | Number | + Percent ² |
| 1985 | 89,690 | | 59,830 | | 149,520 | |
| 1986 | 94,727 | 6 | 57,368 | (4) | 152,095 | 2 |
| 1987 | 99,910 | 5 | 61,828 | 8 | 161,738 | 6 |
| 1988 | 102,266 | 2 | 67,422 | 9 | 169,688 | 5 |
| 1989 | 109,777 | 7 | 74,384 | 10 | 184,161 | 9 |

¹All investigations other than JD, PINS, Pre-Plea and Pre-Sentence.

²Percentage represents increase (decrease) from previous year.

Source: DPCA-30 and DPCA-30A

TABLE 2

NEW YORK STATE DIVISION OF PROBATION
AND CORRECTIONAL ALTERNATIVES
FACT SUMMARY
PROBATION SUPERVISION

| Year | On Probation Beginning ¹ Of Year | | Placed On Probation During Year ¹ | | Total Supervised | | Passed From Probation During Year ² | | Remaining On Probation At End of Year | |
|------|---|----------------|--|----------------|---------------------|----------------|--|----------------|---|----------------|
| | Number | % ³ | Number | % ³ | Number | % ³ | Number | % ³ | Number | % ³ |
| 1985 | 96,732 | | 45,732 | | 142,464 | | 34,450 | | 108,014 | |
| 1986 | 106,342 | 10 | 48,188 | 5 | 154,530 | 8 | 39,764 | 15 | 114,766 | 6 |
| 1987 | 114,403 | 8 | 48,522 | 0 | 162,925 | 5 | 43,090 | 8 | 119,835 | 4 |
| 1988 | 119,059 | 4 | 52,235 | 8 | 171,294 | 5 | 43,706 | 1 | 127,588 | 6 |
| 1989 | 126,612 | 6 | 53,688 | 3 | 180,300 | 5 | 44,419 | 2 | 135,881 | 6 |

¹Figures are a total of Family and Criminal Court cases.

²For adult supervision cases, the categories include: early discharge, maximum expiration, death, technical violation and new conviction. For Family Court cases, the data shows total passed from supervision.

³Percentage represents increase (decrease) from previous year.

Sources: Workload Reporting Forms DPCA-30, DPCA-30A and Probation Registrant System

CHART 3

CASES ON PROBATION END OF THE YEAR
1987-1989

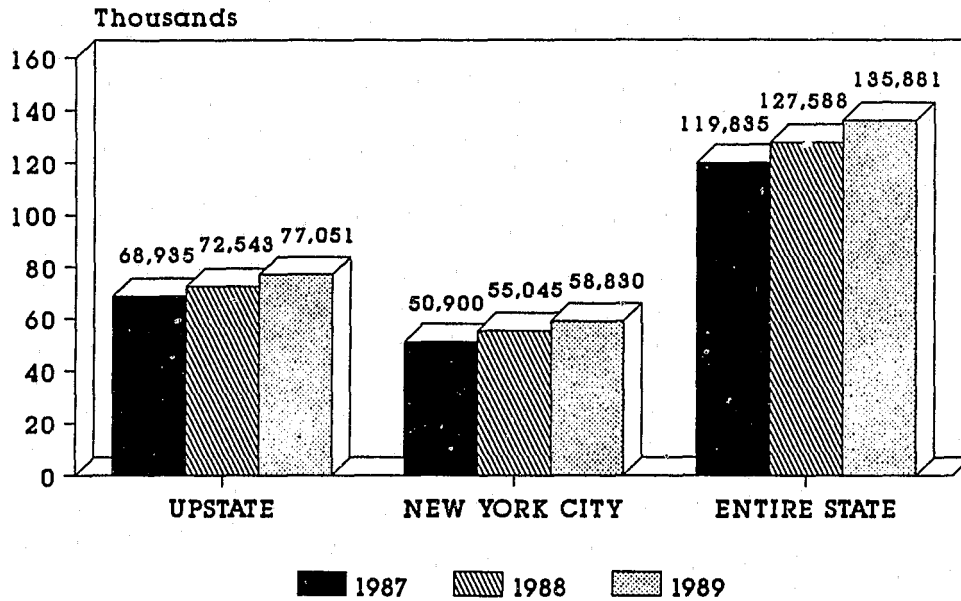
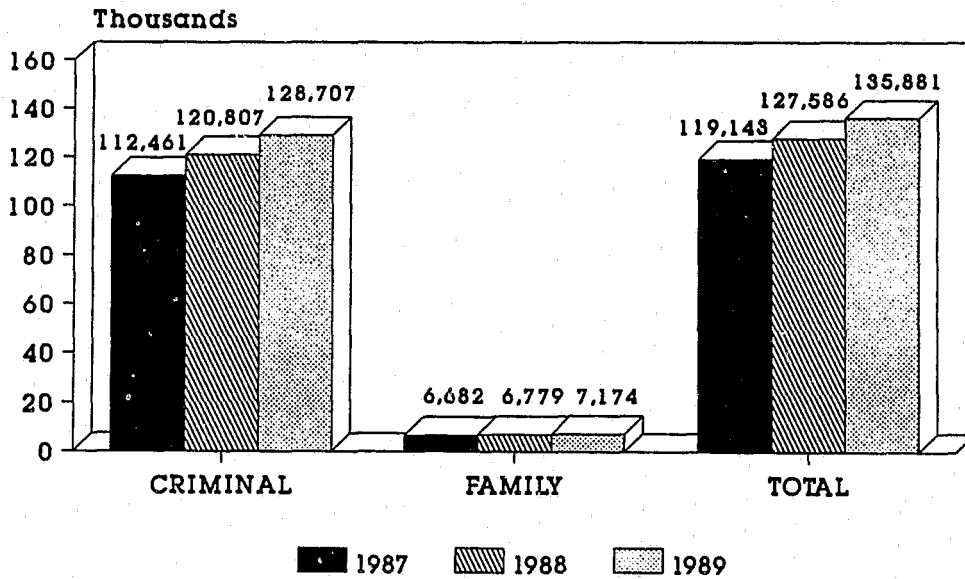


CHART 4
PROBATION CASES SUPERVISED STATEWIDE
AT END OF THE YEAR 1987-1989



SOURCE: FORM DPCA-30 AND
THE CLIENT DATABASE SYSTEM

CHART 5

CASES SENTENCED TO PROBATION
DURING THE YEAR 1987-1989

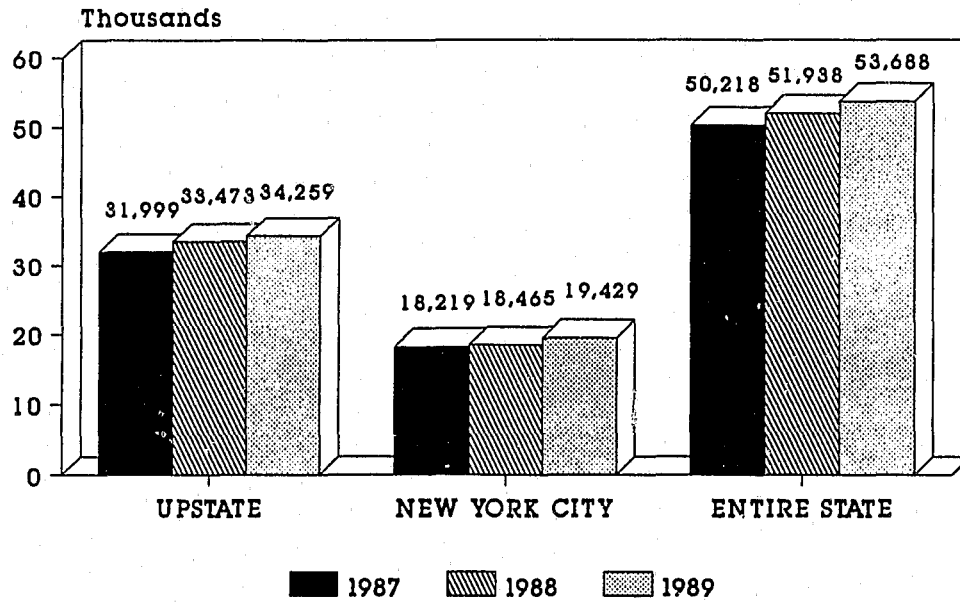
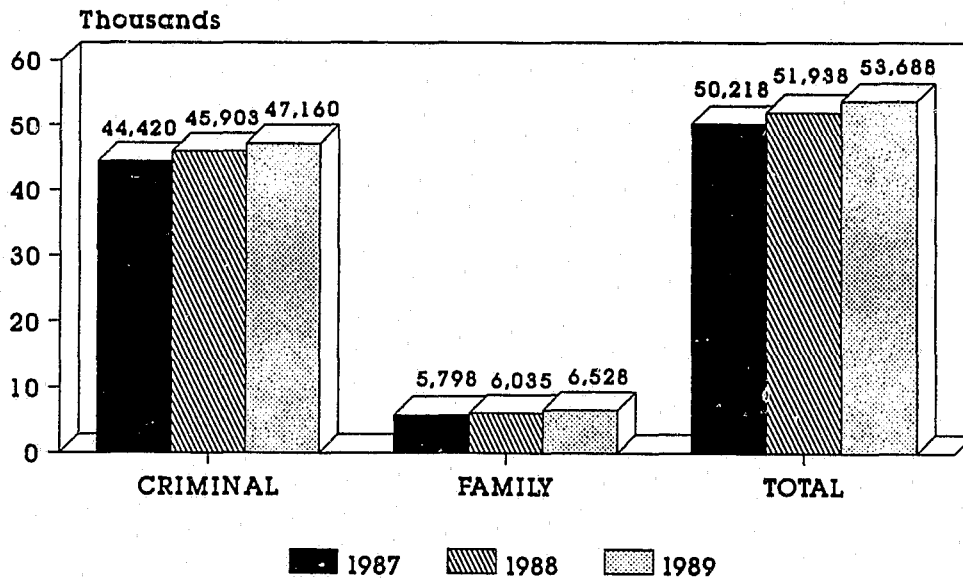


CHART 6

PROBATION CASES SENTENCED STATEWIDE
DURING THE YEAR 1987-1989



SOURCE: FORM DPCA-30 AND
THE CLIENT DATABASE SYSTEM

CHART 7

PROBATION CASES SENTENCED
DURING THE YEAR BY CRIME CATEGORY
1985-1989

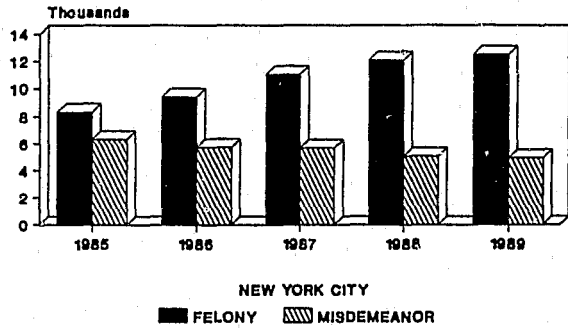


CHART 8

PROBATION CASES SENTENCED
DURING THE YEAR BY CRIME CATEGORY
1985-1989

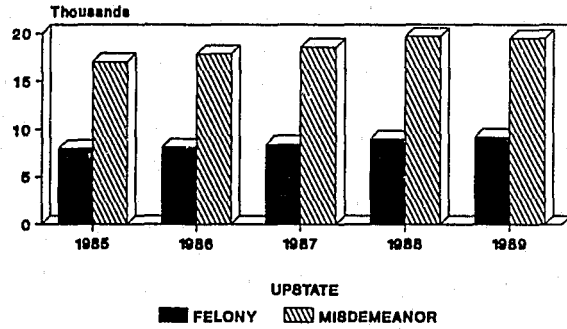
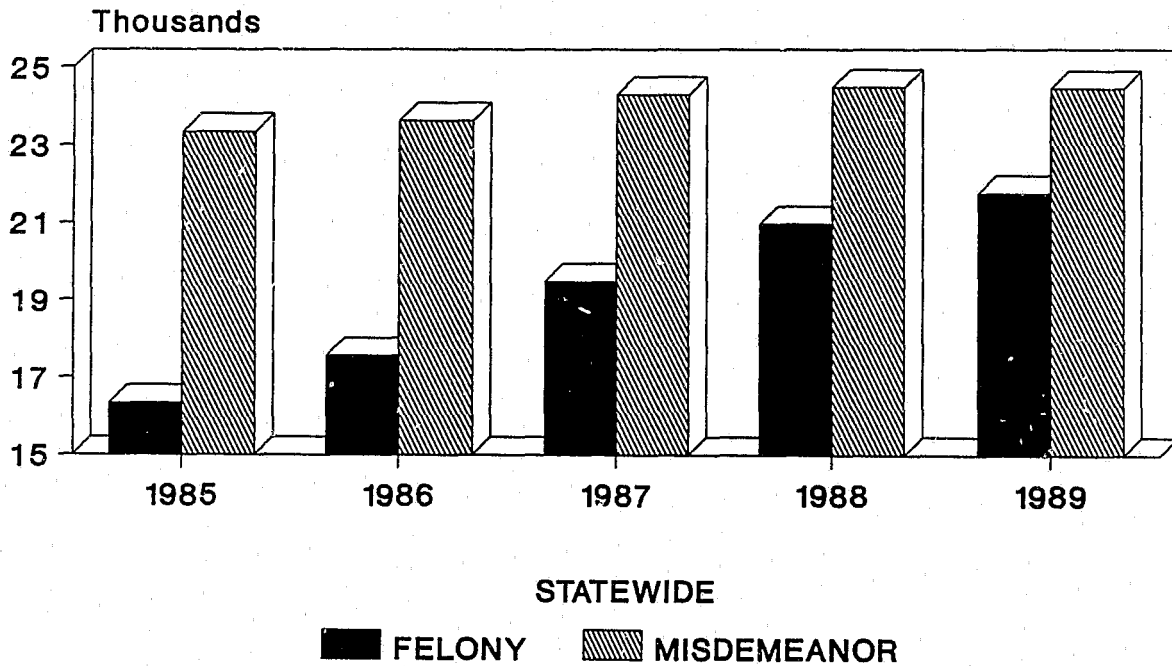


CHART 9

PROBATION CASES SENTENCED
DURING THE YEAR BY CRIME CATEGORY
1985-1989



SOURCE: THE CLIENT DATABASE SYSTEM

CHART 10

PROBATION CASES SUPERVISED
END OF THE YEAR BY CRIME CATEGORY
1985-1989

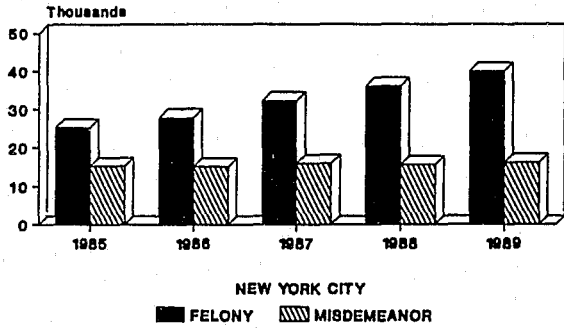


CHART 11

PROBATION CASES SUPERVISED
END OF THE YEAR BY CRIME CATEGORY
1985-1989

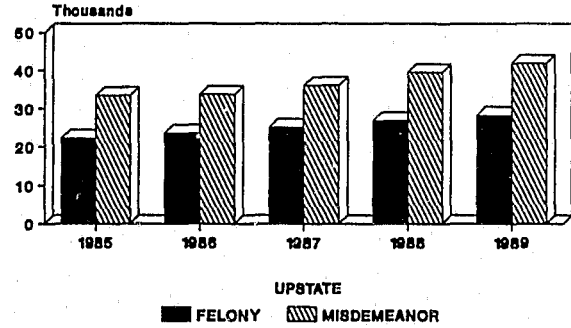
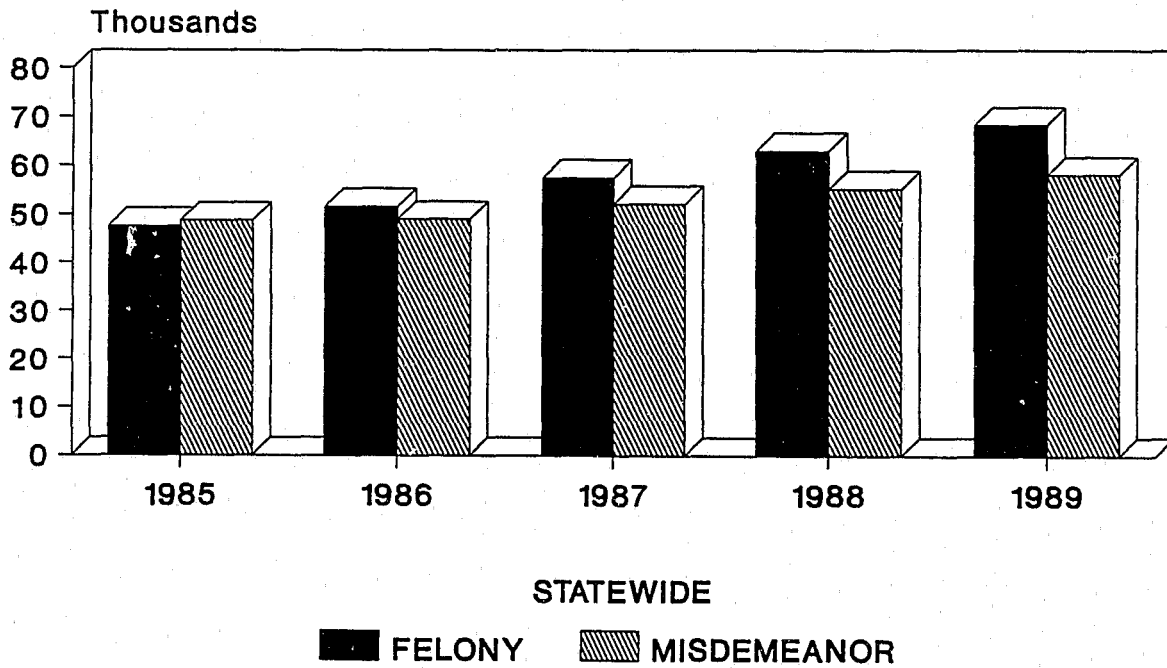


CHART 12

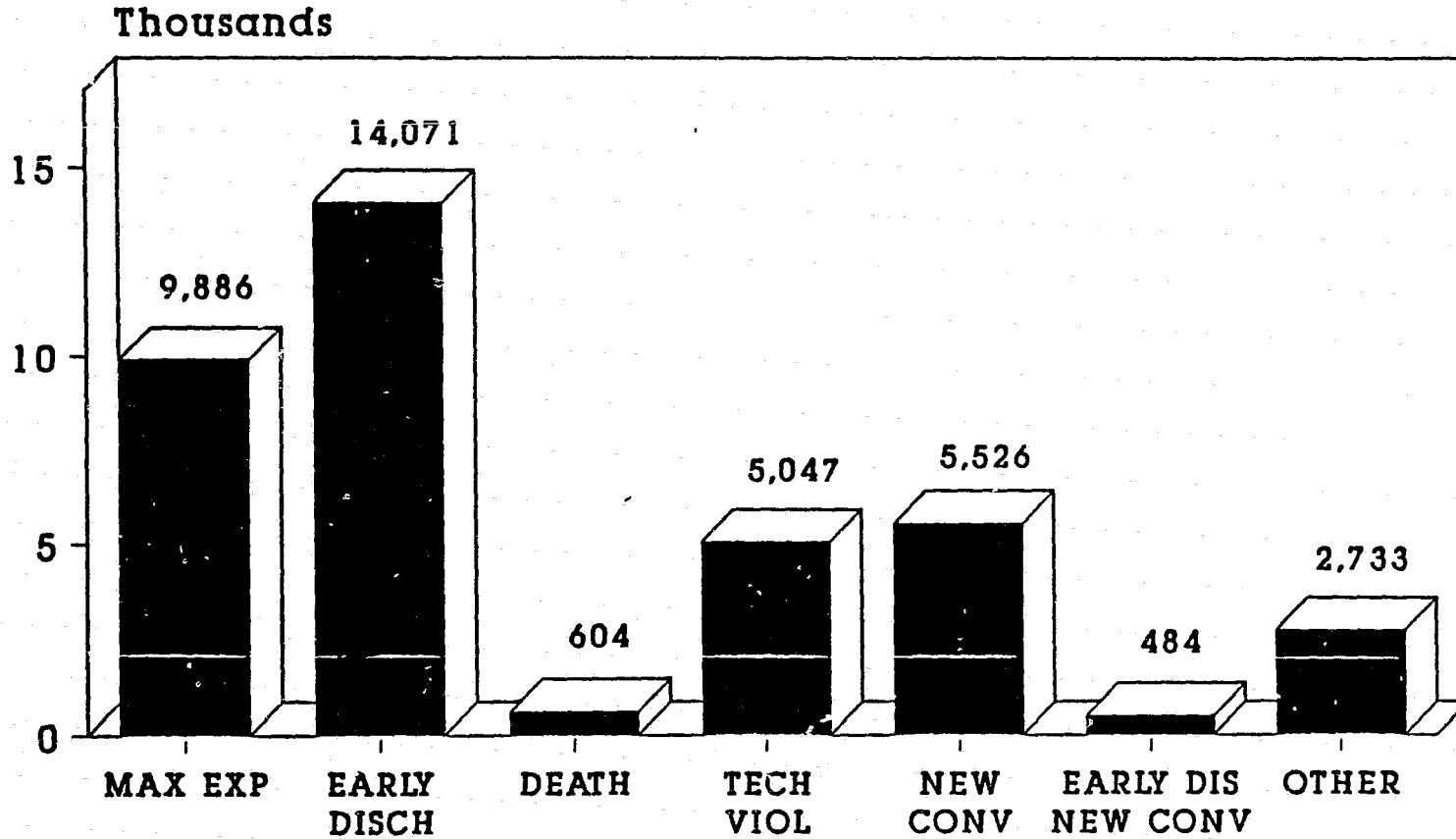
PROBATION CASES SUPERVISED
END OF THE YEAR BY CRIME CATEGORY
1985-1989



SOURCE: THE CLIENT DATABASE SYSTEM

CHART 13

ADULT PROBATION CASES CLOSED 01/01/89 TO 12/31/89 STATEWIDE

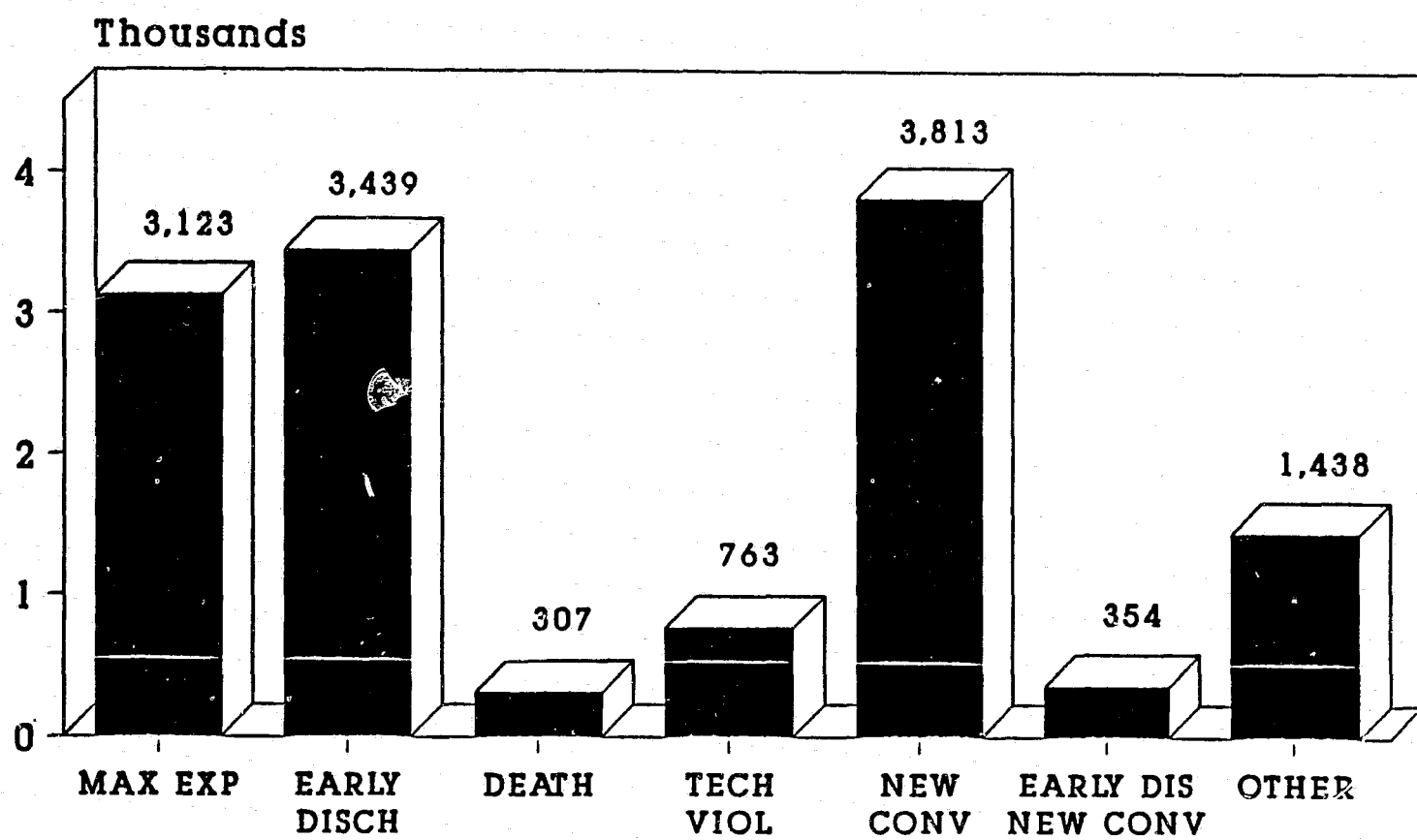


TOTAL = 38,502

SOURCE: The Client Database System

CHART 14

ADULT PROBATION CASES CLOSED 01/01/89 TO 12/31/89 NEW YORK CITY

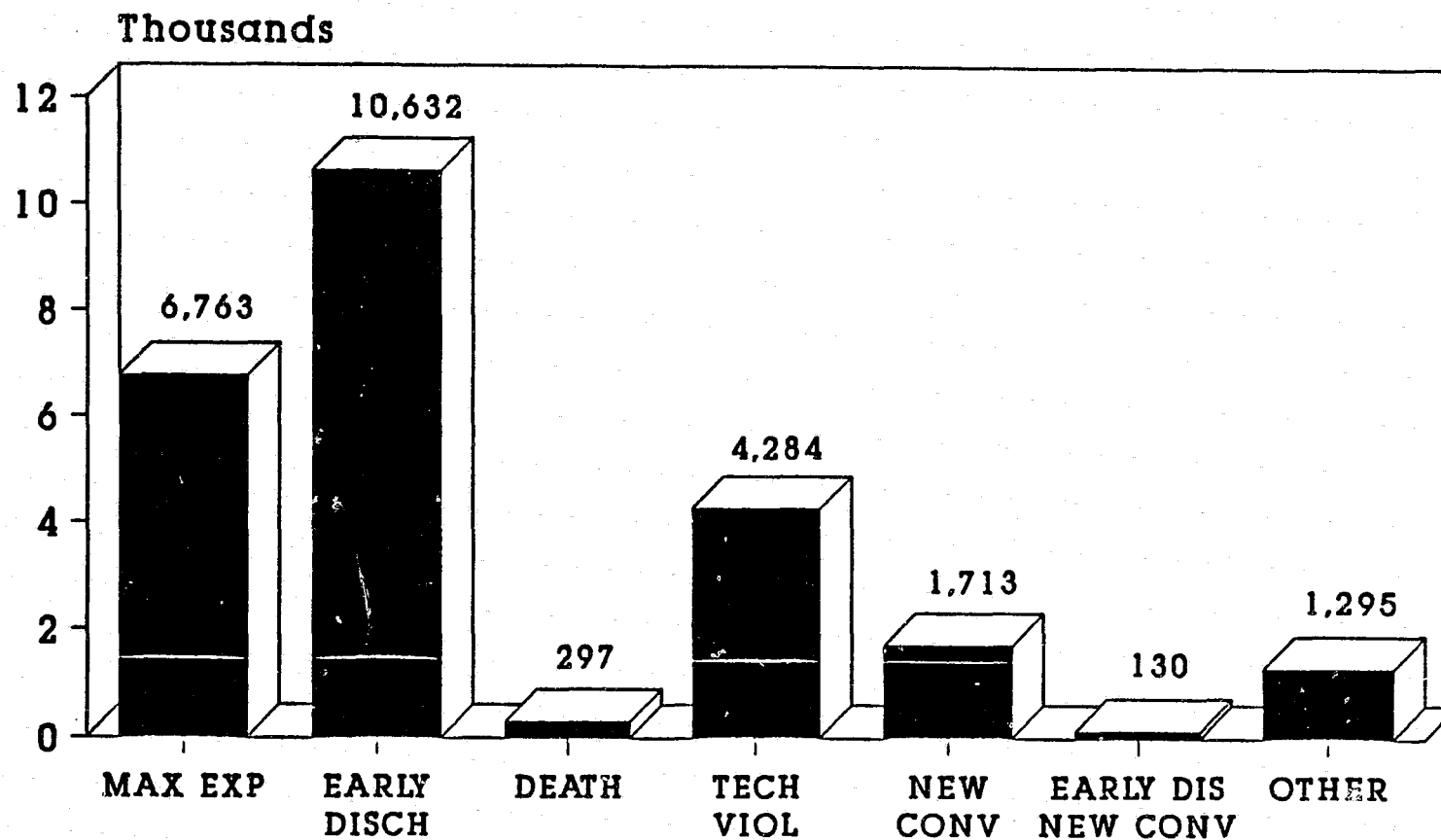


TOTAL = 13,279

SOURCE: The Client Database System

CHART 15

ADULT PROBATION CASES CLOSED 01/01/89 TO 12/31/89 NON-NEW YORK CITY



TOTAL = 25,223

SOURCE: The Client Database System

TABLE 3

ADULT CASES UNDER SUPERVISION 12/31/89
 RATE PER 100,000 POPULATION
 ALL CASES

| COUNTY | TOTAL 12/31/89 | POPULATION EST 7/85 | RATE PER 100,000 | RANK |
|--------------------|-------------------|------------------------|---------------------|------|
| SULLIVAN | 945 | 67,558 | 1,398.8 | 1 |
| ORLEANS | 444 | 38,709 | 1,147.0 | 2 |
| BRONX | 12,988 | 1,193,516 | 1,088.2 | 3 |
| CHEMUNG | 992 | 91,346 | 1,086.0 | 4 |
| ALBANY | 3,009 | 283,511 | 1,061.3 | 5 |
| GENESEE | 530 | 58,517 | 905.7 | 6 |
| YATES | 186 | 21,120 | 880.7 | 7 |
| ORANGE | 2,419 | 275,988 | 876.5 | 8 |
| NEW YORK | 12,671 | 1,469,444 | 862.3 | 9 |
| RENSSELAER | 1,292 | 151,176 | 854.6 | 10 |
| DUTCHESS | 2,141 | 254,219 | 842.2 | 11 |
| WESTCHESTER | 7,051 | 865,846 | 814.3 | 12 |
| LIVINGSTON | 469 | 57,900 | 810.0 | 13 |
| KINGS | 18,452 | 2,292,735 | 804.8 | 14 |
| MONROE | 5,563 | 701,042 | 793.5 | 15 |
| PUTNAM | 634 | 80,392 | 788.6 | 16 |
| LEWIS | 193 | 25,074 | 769.7 | 17 |
| SUFFOLK | 9,857 | 1,306,904 | 754.2 | 18 |
| FRANKLIN | 322 | 43,589 | 738.7 | 19 |
| MONTGOMERY | 384 | 52,204 | 735.6 | 20 |
| NASSAU | 9,720 | 1,324,962 | 733.6 | 21 |
| FULTON | 399 | 54,735 | 729.0 | 22 |
| JEFFERSON | 638 | 88,890 | 717.7 | 23 |
| SCHOHARIE | 208 | 29,445 | 706.4 | 24 |
| STEBEN | 674 | 96,943 | 695.3 | 25 |
| CORTLAND | 328 | 47,365 | 692.5 | 26 |
| WAYNE | 595 | 86,640 | 686.7 | 27 |
| ONONDAGA | 3,134 | 464,229 | 675.1 | 28 |
| BROOME | 1,416 | 211,680 | 668.9 | 29 |
| SCHUYLER | 116 | 17,373 | 667.7 | 30 |
| COLUMBIA | 399 | 60,327 | 661.4 | 31 |
| CLINTON | 535 | 81,347 | 657.7 | 32 |
| ONTARIO | 580 | 91,327 | 635.1 | 33 |
| QUEENS | 11,861 | 1,929,200 | 614.8 | 34 |
| OSWEGO | 728 | 118,779 | 612.9 | 35 |
| SCHENECTADY | 916 | 149,629 | 612.2 | 36 |
| ULSTER | 997 | 162,906 | 612.0 | 37 |
| CATTARAUGUS | 509 | 85,547 | 595.0 | 38 |
| TIOGA | 296 | 50,746 | 583.3 | 39 |
| ALLEGANY | 295 | 50,697 | 581.9 | 40 |
| ONEIDA | 1,438 | 249,996 | 575.2 | 41 |
| GREENE | 236 | 41,953 | 562.5 | 42 |
| NIAGARA | 1,148 | 217,116 | 528.7 | 43 |
| WASHINGTON | 293 | 56,413 | 519.4 | 44 |
| CHENANGO | 258 | 49,692 | 519.2 | 45 |
| WARREN | 285 | 55,222 | 516.1 | 46 |
| WYOMING | 203 | 40,576 | 500.3 | 47 |
| ROCKLAND | 1,292 | 264,645 | 488.2 | 48 |
| SENECA | 158 | 32,543 | 485.5 | 49 |
| MADISON | 317 | 66,213 | 478.8 | 50 |
| CHAUTAUQUA | 680 | 143,823 | 472.8 | 51 |
| ST. LAWRENCE | 533 | 112,773 | 472.6 | 52 |
| TOMPKINS | 414 | 87,872 | 471.1 | 53 |
| ESSEX | 162 | 36,353 | 445.6 | 54 |
| DELAWARE | 196 | 46,697 | 419.7 | 55 |
| OTSEGO | 244 | 58,846 | 414.6 | 56 |
| SARATOGA | 637 | 160,600 | 396.6 | 57 |
| HAMILTON | 19 | 4,928 | 385.6 | 58 |
| CAYUGA | 300 | 79,559 | 377.1 | 59 |
| HERKIMER | 252 | 67,018 | 376.0 | 60 |
| ERIE | 3,554 | 969,949 | 366.4 | 61 |
| RICHMOND | 1,202 | 370,978 | 324.0 | 62 |
| STATE TOTAL | 128,707 | 17,747,322 | 725.2 | |

NEW YORK STATE DEPARTMENT OF CORRECTIONAL SERVICES**Under Custody Population (Table 1 and Chart 1)**

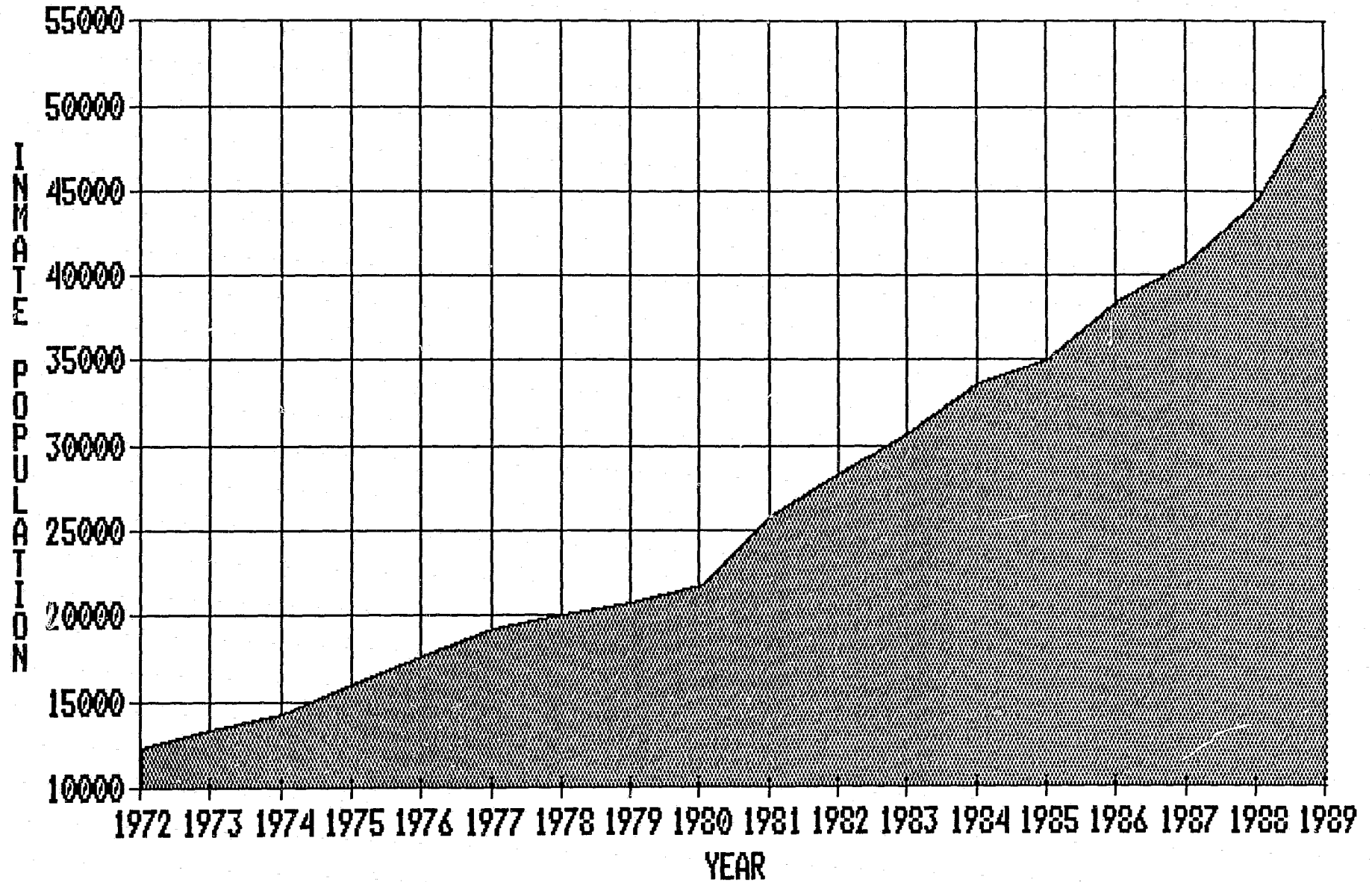
The number of inmates in New York State prisons rose to an all-time high of 51,232 at the close of calendar year 1989. This represents a rise of 15% or 6,672 inmates from the previous year and 312% from a low 12,444 inmates on December 31, 1972. The number of inmates in state prisons declined to this low of 12,444 following a series of judicial and policy decisions that restricted the types of offenders that could be sentenced to state correctional facilities. This decline began in 1964 and continued over a nine-year period. Contributing to this decline was the Baxtrom decision which led to the release from Department custody of all criminally insane inmates held beyond their maximum expiration dates along with related decisions which ended the practice of holding dangerous mentally incapacitated persons under state prison custody for long periods of time. This and related decisions, coupled with other factors including a revised Penal Law which became effective in September 1967, changes in sentencing procedures, and by the development of major institutional programs for drug addicts by New York State's drug control agency, resulted in an annual net loss in the state prison population which continued through 1972. This situation reversed in 1973 when admissions exceeded releases for the first time since 1963. The rise has continued every year since with significant increases expected both in 1990 and 1991. Reasons for this increase include a major growth in both violent and drug crime over this period and a series of stringent laws mandating imprisonment for a growing number of offenses.

TABLE 1
ADMISSIONS TO AND RELEASES FROM FACILITIES OF THE DEPARTMENT OF CORRECTIONAL SERVICES
FOR THE CALENDAR YEARS 1980 - 1989

| TYPE OF ADMISSION OR RELEASE | 1980 | 1981 | 1982 | 1983 | 1984 | 1985 | 1986 | 1987 | 1988 | 1989* |
|--------------------------------|--------|--------|--------|--------|--------|--------|--------|--------|--------|--------|
| UNDER CUSTODY ON JANUARY 1 | 20,855 | 21,626 | 25,499 | 27,943 | 30,537 | 33,136 | 34,507 | 38,449 | 40,842 | 44,560 |
| TOTAL ADMISSIONS | 10,260 | 12,723 | 12,727 | 14,867 | 14,848 | 15,569 | 19,092 | 20,319 | 23,627 | 28,497 |
| COMMITMENTS | 7,959 | 10,303 | 10,406 | 12,536 | 12,247 | 12,420 | 14,919 | 15,705 | 17,386 | 21,536 |
| TRANSFERS FROM OUTSIDE DEPT. | 418 | 463 | 446 | 497 | 554 | 749 | 753 | 846 | 981 | 1,030 |
| AFFIRMATIONS OF SENTENCE | 59 | 67 | 61 | 52 | 48 | 39 | 50 | 56 | 72 | 75 |
| RETURNED PAROLE VIOLATORS | 1,234 | 1,307 | 1,229 | 1,224 | 1,498 | 1,907 | 2,890 | 2,961 | 4,231 | 4,879 |
| RETURNED CR VIOLATORS | 479 | 493 | 445 | 430 | 356 | 244 | 280 | 432 | 539 | 447 |
| RETURNED STATUTORY VIOLATORS | 0 | 0 | 0 | 0 | 0 | 0 | 0 | 0 | 0 | 0 |
| RETURNED FROM ESCAPE | 40 | 19 | 34 | 27 | 20 | 17 | 19 | 12 | 5 | 12 |
| RETURNED FROM ABSOND. | 71 | 71 | 106 | 101 | 125 | 156 | 120 | 257 | 356 | 460 |
| ALL OTHER ADMISSIONS | 0 | 0 | 0 | 0 | 0 | 37 | 61 | 50 | 57 | 58 |
| UC ALL OR PART OF YEAR | 31,115 | 34,349 | 38,226 | 42,810 | 45,385 | 48,705 | 53,599 | 58,768 | 64,469 | 73,057 |
| TOTAL RELEASES | 9,489 | 8,850 | 10,283 | 12,273 | 12,249 | 14,198 | 15,150 | 17,926 | 19,909 | 21,825 |
| PAROLE | 5,659 | 5,001 | 6,319 | 8,575 | 9,007 | 10,311 | 11,540 | 13,456 | 15,129 | 16,095 |
| CONDITIONAL RELEASE | 2,549 | 2,530 | 2,594 | 2,451 | 1,886 | 2,051 | 1,958 | 2,204 | 2,139 | 2,633 |
| STATUTORY RELEASE | 0 | 1 | 0 | 0 | 0 | 0 | 0 | 0 | 0 | 0 |
| MAXIMUM EXPIRATION OF SENTENCE | 527 | 590 | 546 | 382 | 407 | 414 | 413 | 649 | 709 | 997 |
| DEATH | 41 | 39 | 62 | 54 | 110 | 163 | 182 | 232 | 251 | 240 |
| COURT ORDER | 169 | 132 | 122 | 118 | 100 | 87 | 117 | 145 | 137 | 133 |
| ESCAPED | 25 | 19 | 36 | 26 | 19 | 11 | 19 | 12 | 5 | 12 |
| ABSCONDED | 45 | 56 | 90 | 100 | 137 | 170 | 133 | 302 | 383 | 561 |
| TRANSFERS OUTSIDE THE DEPT | 466 | 480 | 512 | 561 | 575 | 728 | 764 | 896 | 1,006 | 1,049 |
| ALL OTHER RELEASES | 8 | 2 | 2 | 6 | 8 | 263 | 24 | 30 | 150 | 105 |
| UNDER CUSTODY ON DECEMBER 31 | 21,626 | 25,499 | 27,943 | 30,537 | 33,136 | 34,507 | 38,449 | 40,842 | 44,560 | 51,232 |
| DETAINEES ON DECEMBER 31 | 303 | 422 | 556 | 414 | 673 | 634 | 198 | 0 | 0 | 0 |
| UNDER CUSTODY PLUS DETAINEES | 21,929 | 25,921 | 28,499 | 30,951 | 33,809 | 35,141 | 38,647 | 40,842 | 44,560 | 51,232 |
| MALE INMATES ON DECEMBER 31 | 21,328 | 25,155 | 27,681 | 30,108 | 32,788 | 34,091 | 37,303 | 39,355 | 42,800 | 48,780 |
| FEMALE INMATES ON DECEMBER 31 | 601 | 766 | 818 | 843 | 1,021 | 1,050 | 1,344 | 1,487 | 1,760 | 2,452 |
| NUMBER OF FACILITIES | 32 | 34 | 39 | 42 | 46 | 48 | 50 | 50 | 56 | 59 |
| INTER FACILITY TRANSFERS | 31,341 | 38,485 | 40,165 | 44,807 | 45,049 | 53,372 | 64,927 | 69,655 | 76,852 | 93,410 |
| POPULATION INCREASE: NUMBER | 1,074 | 3,992 | 2,578 | 2,452 | 2,858 | 1,332 | 3,506 | 2,195 | 3,718 | 6,672 |
| POPULATION INCREASE: PERCENT | 5.1% | 18.2% | 9.9% | 8.6% | 9.2% | 3.9% | 10.0% | 5.7% | 9.1% | 15.0% |

* PRELIMINARY DATA

CHART 1
NEW YORK STATE DEPARTMENT OF CORRECTIONAL SERVICES
INMATES UNDER CUSTODY ON DECEMBER 31: 1972 - 1989

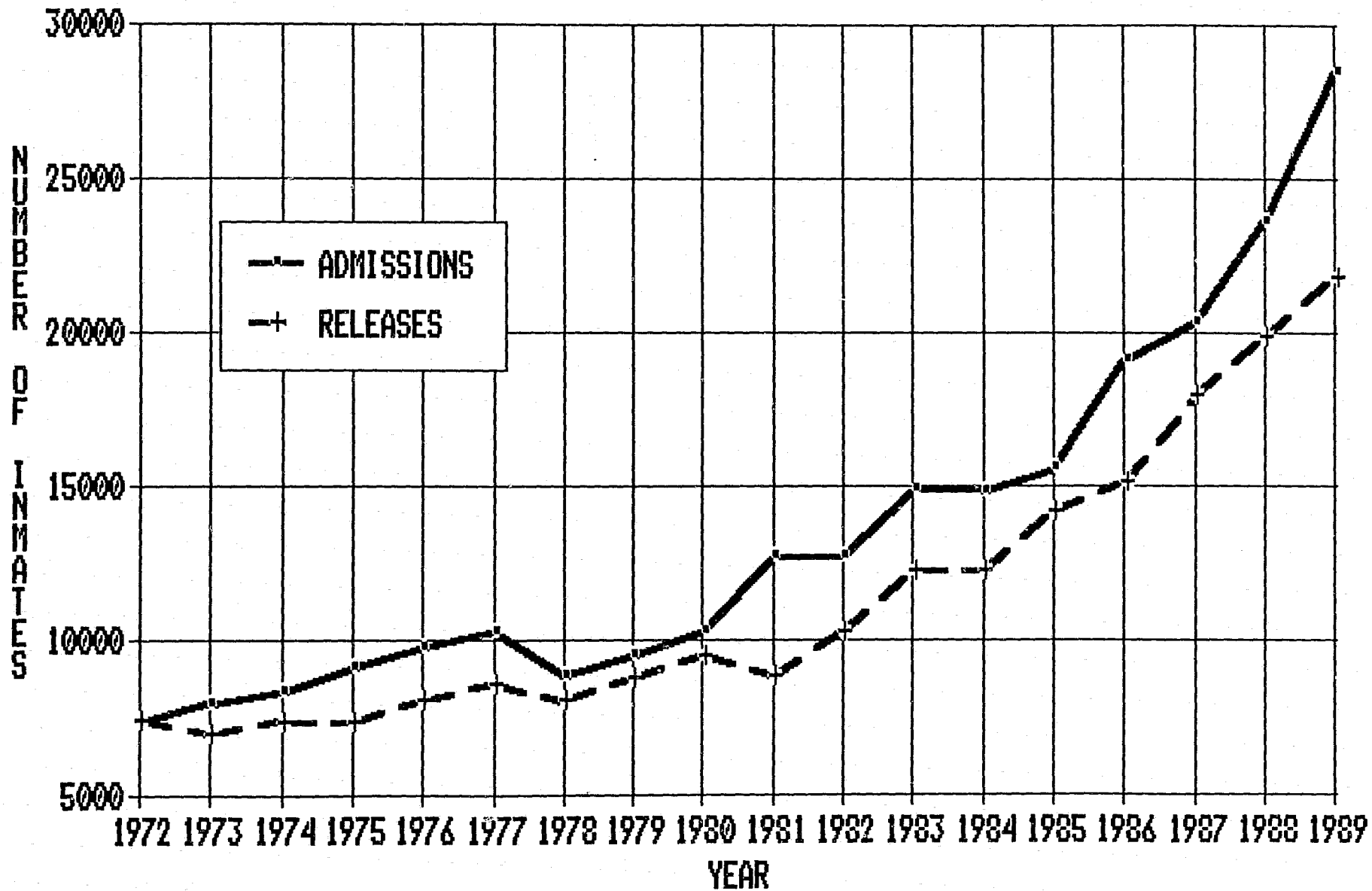


Admissions To Department Custody (Table 1 and Chart 2)

Admissions to Department custody have shown a general rise starting with 1971 and continuing through 1989. The three-year period 1978-1980 did see a lower volume of admissions than was recorded in 1977 but at the expense of a growing number of felony cases awaiting disposition for periods of over six months. The reduction of this particular felony disposition backlog was accompanied by a sharp rise in 1981 admissions. Admissions have continued to rise since that point reaching an all-time annual high of 28,497 in 1989. Court commitments account for three out of four admissions and trends in this category largely shape the flow of offenders into state prisons. Court commitments declined to a low of 4,250 in 1970. From this 1970 low, commitments have risen to a high of 21,536 in 1989 an increase of 17,286 or 407 percent. Beginning in 1971, felony commitments rose rapidly, offsetting declines in commitments for lesser offenses which had been diverted to other agencies. Contributing to this trend has been a rise in felony arrests, indictments, and court dispositions and an increasing tendency of the courts to commit convicted felons to state correctional facilities. Several more stringent laws enacted in 1973 and in subsequent years have added to this increase in commitments. These include the second felony offender law which imposes mandatory state prison sentences for such offenders; a drug law which imposes harsher penalties on drug offenders; and the imposition of mandatory terms of imprisonment for all Class B and for certain Class C and Class D felonies. The trend toward a higher level of court commitments has continued through 1989 reflecting also the impact of the violent felony legislation that became effective in 1978 as well as the growing pool of felony offenders who must be sent to prison in the event of a new felony conviction.

The number of admissions resulting from violation of parole has also increased over the past ten years reflecting the growing number of persons released to parole supervision during this period. Other admissions such as absconders from temporary release and returns from the Office of Mental Health have similarly increased as the number of persons in these programs continues to grow.

CHART 2
 NEW YORK STATE DEPARTMENT OF CORRECTIONAL SERVICES
 ADMISSIONS AND RELEASES: 1972 - 1989



Reason For Commitment (Table 2)

Of 21,514 offenders committed during 1989 to custody of the Department of Correctional Services, 10,100 or 46.9% were sentenced as second felony offenders while 190 or 0.9% were sentenced as persistent felony offenders. A small portion of the commitments, 440 or 2.0% were sentenced as Youthful Offenders.

The largest group of the 1989 commitments had been convicted of drug felonies (9,762 or 45.4%). Drug commitments had averaged only 11% or 12% of annual commitments for several years. Starting in 1984, however, the proportion as well as the number of drug felons has grown rapidly. The proportion of second felony offenders among drug commitments has also grown substantially from only 7.7% in 1978 to 50.7% in 1989.

One out of three (7,113 or 33.1%) of the 1989 commitments had been convicted of crimes designated in the penal law as Violent Felony Offenses (VFO). Commitments for robbery led the VFO group followed by crimes involving burglary; homicide; dangerous weapons; violent sex crimes; and assault. Second felony offenders accounted for 36.7% of the VFO group, the lowest proportion among the various crime groupings.

There were 1,111 offenders committed for other felonies involving violence or coercion. Commitments for robbery led this group followed by crimes of homicide; other sex crimes; and assault. Over half, 51.2% of this group were sentenced as second felony offenders.

There were 3,088 or 14.4% committed for property and other felonies. Burglary was the largest crime in this group followed by stolen property; grand larceny; driving while intoxicated; and forgery. This group had the highest proportion of second felony offenders at 63.7%.

TABLE 2
 CALENDAR YEAR 1989 NEW COMMITMENTS
 NEW YORK STATE DEPARTMENT OF CORRECTIONAL SERVICES
 CRIME BY PREDICATE SENTENCE

| OFFENSE ON COMMITMENT | TYPE OF SENTENCE | | | | | | |
|--|------------------|--------|------------------|-------|----------------------|------|--------|
| | FIRST FELONY | | SECOND FELONY | | PERSISTENT FELONY | | TOTAL |
| TOTAL COMMITMENTS | 11,224 | 52.2% | 10,100 | 46.9% | 190 | 0.9% | 21,514 |
| A. VIOLENT FELONY OFFENSES | 4,342 | 61.0% | 2,612 | 36.7% | 159 | 2.2% | 7,113 |
| MURDER | 342 | 100.0% | 0 | 0.0% | 0 | 0.0% | 342 |
| ATTEMPTED MURDER | 153 | 81.8% | 33 | 17.6% | 1 | 0.5% | 187 |
| MANSLAUGHTER 1ST | 319 | 81.4% | 66 | 16.8% | 7 | 1.8% | 392 |
| RAPE 1ST | 170 | 74.2% | 50 | 21.8% | 9 | 3.9% | 229 |
| ROBBERY 1ST | 929 | 55.2% | 459 | 32.2% | 37 | 2.6% | 1,425 |
| ROBBERY 2ND | 884 | 55.9% | 671 | 42.4% | 26 | 1.6% | 1,581 |
| ASSAULT 1ST | 151 | 68.0% | 68 | 30.6% | 3 | 1.4% | 222 |
| ASSAULT 2ND | 162 | 59.8% | 103 | 38.0% | 6 | 2.2% | 271 |
| BURGLARY 1ST | 74 | 61.2% | 45 | 37.2% | 2 | 1.7% | 121 |
| BURGLARY 2ND | 550 | 47.0% | 588 | 50.2% | 33 | 2.8% | 1,171 |
| ARSON 1ST AND 2ND | 37 | 77.1% | 11 | 22.9% | 0 | 0.0% | 48 |
| SODOMY 1ST | 113 | 78.5% | 28 | 19.4% | 3 | 2.1% | 144 |
| SEXUAL ABUSE 1ST | 109 | 76.8% | 33 | 23.2% | 0 | 0.0% | 142 |
| DANGEROUS WEAPONS | 313 | 39.6% | 447 | 56.5% | 31 | 3.9% | 791 |
| KIDNAPPING | 36 | 76.6% | 10 | 21.3% | 1 | 2.1% | 47 |
| B. OTHER FELONY OFFENSES | 6,442 | 46.1% | 7,488 | 53.6% | 31 | 0.2% | 13,961 |
| 1. OFFENSES INVOLVING VIOLENCE/COERCION | 537 | 48.3% | 569 | 51.2% | 5 | 0.5% | 1,111 |
| MANSLAUGHTER 2ND | 59 | 81.9% | 13 | 18.1% | 0 | 0.0% | 72 |
| OTHER HOMICIDE | 37 | 88.1% | 4 | 9.5% | 1 | 2.4% | 42 |
| ROBBERY 3RD | 223 | 36.7% | 381 | 62.8% | 3 | 0.5% | 607 |
| ATTEMPTED ASSAULT 2ND | 27 | 27.8% | 70 | 72.2% | 0 | 0.0% | 97 |
| OTHER SEX OFFENSES | 60 | 58.8% | 41 | 40.2% | 1 | 1.0% | 102 |
| OTHER COERCIVE | 131 | 68.6% | 60 | 31.4% | 0 | 0.0% | 191 |
| 2. DRUGS | 4,796 | 49.1% | 4,952 | 50.7% | 14 | 0.1% | 9,762 |
| 3. PROPERTY AND OTHER OFFENSES | 1,109 | 35.9% | 1,967 | 63.7% | 12 | 0.4% | 3,088 |
| BURGLARY 3RD | 329 | 28.1% | 834 | 71.2% | 9 | 0.8% | 1,172 |
| GRAND LARCENY | 203 | 32.0% | 431 | 67.9% | 1 | 0.2% | 635 |
| FORGERY | 73 | 40.1% | 109 | 59.9% | 0 | 0.0% | 182 |
| STOLEN PROPERTY | 208 | 32.1% | 438 | 67.6% | 2 | 0.3% | 648 |
| DRIVE INTOXICATED | 172 | 97.7% | 4 | 2.3% | 0 | 0.0% | 176 |
| ALL OTHER FELONIES | 124 | 45.1% | 151 | 54.9% | 0 | 0.0% | 275 |
| C. YOUTHFUL OFFENDERS | 440 | 100.0% | 0 | 0.0% | 0 | 0.0% | 440 |

Drug Felony Commitments (Tables 3 and 4 and Chart 3)

The number of commitments for drug felonies has risen sharply over the past six years. Over the period 1970-1984 drug felons accounted for from ten to thirteen percent of total commitments to the Department. This proportion has risen since 1985 to an all time high of 45.3% in 1989. (See Table 3.)

Nearly three out of four (72.8%) drug commitments in 1989 had been convicted of a drug sale while the remainder had been convicted of drug possession felonies. Over one-half (50.7%) of the 1989 drug commitments had been sentenced as second felony offenders. Most of the Class D and E felons were committed as second felony offenders. The largest number of commitments were received for Class D felonies (2,937 or 30.1%) followed by Class B at 2,726 or 27.9%; Class C at 2,111 or 21.6%; Class E at 1,113 or 11.4% and Class A at 875 or 8.0%. (See Table 4.)

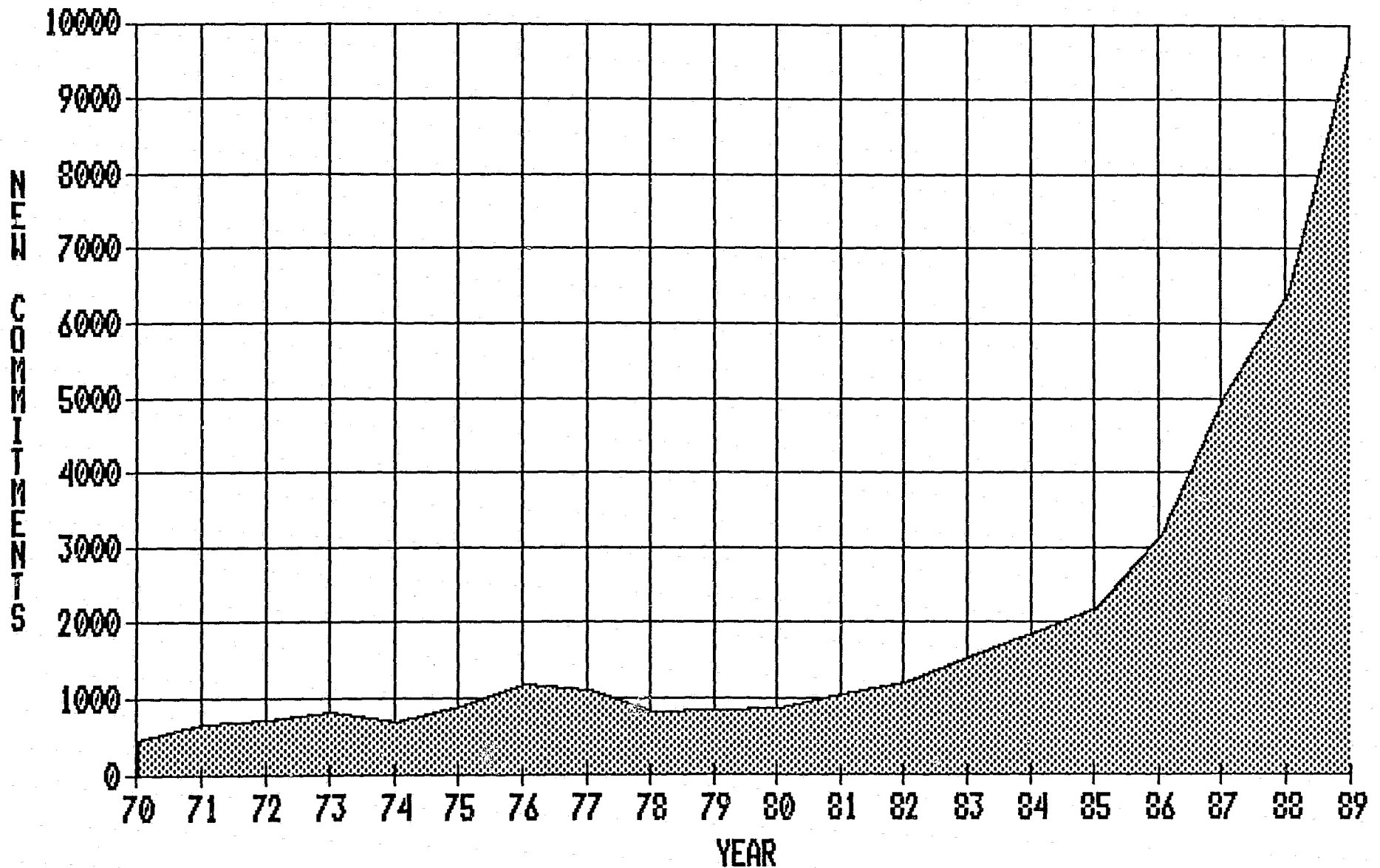
TABLE 3
 NEW YORK STATE
 DEPARTMENT OF CORRECTIONAL SERVICES
 DRUG COMMITMENTS: 1970-1989

| YEAR OF COMMITMENT | TOTAL DRUGS | TOTAL DRUGS | TOTAL COMMITMENTS |
|--------------------------|---------------|--------------|----------------------|
| | NUMBER | PERCENT | NUMBER |
| 1970 | 470 | 11.1% | 4,250 |
| 1971 | 690 | 13.5% | 5,130 |
| 1972 | 751 | 13.2% | 5,709 |
| 1973 | 834 | 12.9% | 6,477 |
| 1974 | 713 | 10.7% | 6,691 |
| 1975 | 933 | 12.6% | 7,424 |
| 1976 | 1,206 | 15.0% | 8,063 |
| 1977 | 1,118 | 13.3% | 8,436 |
| 1978 | 845 | 11.7% | 7,232 |
| 1979 | 879 | 11.6% | 7,559 |
| 1980 | 886 | 11.1% | 7,959 |
| 1981 | 1,083 | 10.5% | 10,303 |
| 1982 | 1,243 | 11.9% | 10,406 |
| 1983 | 1,567 | 12.5% | 12,536 |
| 1984 | 1,877 | 15.3% | 12,247 |
| 1985 | 2,218 | 17.9% | 12,420 |
| 1986 | 3,194 | 21.4% | 14,919 |
| 1987 | 5,040 | 32.1% | 15,705 |
| 1988 | 6,432 | 37.0% | 17,386 |
| 1989 | 9,762 | 45.3% | 21,536 |
| TOTAL | 41,741 | 20.6% | 202,388 |

TABLE 4
 NEW YORK STATE
 DEPARTMENT OF CORRECTIONAL SERVICES
 DRUG COMMITMENTS BY FELONY CLASS, SALE/POSSESSION
 AND PREDICATE SENTENCE STATUS: CALENDAR YEAR 1989

| DRUG COMMITMENTS BY SALE OR POSSESSION AND BY FELONY CLASS | FIRST FELONY | | SECOND FELONY | | PERSISTENT FELONY | | TOTAL DRUG COMMITMENTS | |
|--|--------------|--------|---------------|-------|----------------------|------|---------------------------|--------|
| | | | | | | | | |
| SALE | 3,354 | 47.2% | 3,744 | 52.7% | 6 | 0.1% | 7,104 | 100.0% |
| A-I FELONY | 50 | 100.0% | 0 | 0.0% | 0 | 0.0% | 50 | 100.0% |
| A-II FELONY | 375 | 92.8% | 28 | 6.9% | 1 | 0.2% | 404 | 100.0% |
| CLASS B FELONY | 1,684 | 80.4% | 410 | 19.6% | 1 | 0.0% | 2,095 | 100.0% |
| CLASS C FELONY | 945 | 56.4% | 731 | 43.6% | 1 | 0.1% | 1,677 | 100.0% |
| CLASS D FELONY | 249 | 11.2% | 1,964 | 88.7% | 2 | 0.1% | 2,215 | 100.0% |
| CLASS E FELONY | 51 | 7.7% | 611 | 92.2% | 1 | 0.2% | 663 | 100.0% |
| POSSESSION | 1,442 | 54.3% | 1,208 | 45.4% | 8 | 0.3% | 2,658 | 100.0% |
| A-I FELONY | 55 | 100.0% | 0 | 0.0% | 0 | 0.0% | 55 | 100.0% |
| A-II FELONY | 337 | 92.1% | 29 | 7.9% | 0 | 0.0% | 366 | 100.0% |
| CLASS B FELONY | 530 | 84.0% | 100 | 15.8% | 1 | 0.2% | 631 | 100.0% |
| CLASS C FELONY | 267 | 61.5% | 167 | 38.5% | 0 | 0.0% | 434 | 100.0% |
| CLASS D FELONY | 192 | 26.6% | 524 | 72.6% | 6 | 0.8% | 722 | 100.0% |
| CLASS E FELONY | 61 | 13.6% | 388 | 86.2% | 1 | 0.2% | 450 | 100.0% |
| GRAND TOTAL | 4,796 | 49.1% | 4,952 | 50.7% | 14 | 0.1% | 9,762 | 100.0% |

CHART 3
NEW YORK STATE DEPARTMENT OF CORRECTIONAL SERVICES
DRUG COMMITMENTS: 1970 - 1989



Releases From Department Custody (Table 1 and Chart 2)

Releases from Department custody in 1989 totaled 21,825, an increase of 9.6% over 1988. Historically, releases had remained relatively stable during the five-year period 1971-1975, averaging 7,285 annually. In 1976 a sharp rise in releases is observed, up 10% over the previous year. This substantial rise reflected a growth in the pool of parole eligible inmates in the burgeoning inmate population who were subsequently released to parole supervision. The year 1978 saw a temporary drop in releases which reflected longer minimum periods of incarceration being set by the Board of Parole and a modest shift toward longer sentences on the part of the courts, both of which lessened the number of paroles. Releases for 1979 and 1980 resumed an upward trend, including high volumes of parole and conditional releases. A decline in 1981 releases reflected both sentencing changes under the violent felony offender law as well as a change in the manner in which the minimum period of incarceration was determined for a considerable portion of the inmate population. Releases resumed their upward trend in 1982 and reach an all-time annual high in 1989.

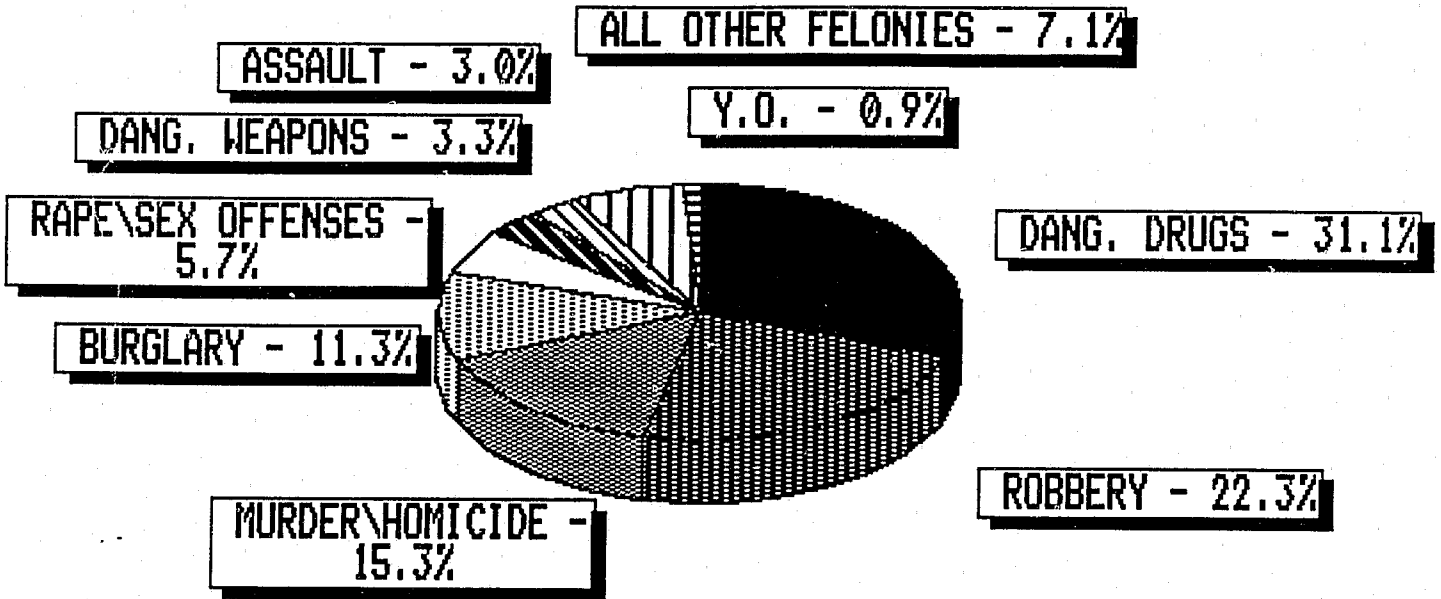
Time Served By First Releases (Table 5)

There were 14,005 inmates released to parole supervision for the first time on their current sentence during 1989. The median time served by these offenders in DOCS facilities was 19.0 months. Violent felony offenders had the highest median time served figure at 27.0 months, ranging from a high of 171.5 months for persons originally committed for murder to a low of 20.0 months for assault 2nd offenders. Other coercive offenders served a median time of 18.0 months followed by drug felons at 16.0 months and property and other crimes at 15.0 months. The addition of time served in local jails to state time increased the overall median time served by five months to 24.0.

TABLE 5
NEW YORK STATE
DEPARTMENT OF CORRECTIONAL SERVICES
1989 FIRST RELEASE TO PAROLE SUPERVISION
OFFENSE BY TIME SERVED

| COMMITMENT OFFENSE | NUMBER | STATE TIME SERVED IN MONTHS | | TOTAL (STATE+JAIL) TIME SERVED IN MOS | |
|---------------------------|--------------|-----------------------------|-------------|---------------------------------------|-------------|
| | | AVERAGE | MEDIAN | AVERAGE | MEDIAN |
| VIOLENT FELONY | | | | | |
| MURDER | 46 | 161.1 | 171.5 | 173.1 | 181.0 |
| ATTEMPT MURDER | 105 | 55.5 | 48.0 | 63.6 | 58.0 |
| MANSLAUGHTER 1ST | 261 | 63.7 | 58.0 | 73.7 | 72.0 |
| RAPE 1ST | 143 | 60.3 | 47.0 | 67.1 | 57.0 |
| ROBBERY 1ST | 1282 | 42.6 | 35.0 | 49.8 | 42.0 |
| ROBBERY 2ND | 1277 | 25.4 | 21.0 | 31.5 | 28.0 |
| ASSAULT 1ST | 189 | 33.9 | 30.0 | 40.3 | 36.0 |
| ASSAULT 2ND | 196 | 21.9 | 20.0 | 28.4 | 24.0 |
| BURGLARY 1ST | 84 | 39.4 | 35.5 | 45.7 | 41.5 |
| BURGLARY 2ND | 968 | 26.9 | 24.0 | 32.8 | 30.0 |
| ARSON 1ST,2ND | 41 | 41.6 | 24.0 | 49.0 | 36.0 |
| SODOMY 1ST | 76 | 54.8 | 48.5 | 61.3 | 52.5 |
| SEXUAL ABUSE 1ST | 114 | 27.1 | 25.0 | 33.7 | 32.0 |
| WEAPONS OFFENSES | 581 | 23.0 | 21.0 | 28.4 | 24.0 |
| KIDNAPPING 1ST,2ND | 16 | 44.1 | 26.0 | 53.9 | 36.0 |
| TOTAL | 5379 | 35.1 | 27.0 | 41.7 | 35.0 |
| OTHER COERCIVE | | | | | |
| MANSLAUGHTER 2ND | 64 | 44.3 | 36.0 | 52.3 | 47.5 |
| OTHER HOMICIDE | 46 | 19.7 | 17.0 | 25.1 | 24.0 |
| ROBBERY 3RD | 445 | 19.2 | 18.0 | 24.5 | 24.0 |
| ATT ASSAULT 2ND | 84 | 17.0 | 17.0 | 22.8 | 24.0 |
| OTHER SEX OFFENSES | 81 | 22.8 | 20.0 | 28.4 | 24.0 |
| OTHER COERCIVE | 153 | 20.4 | 17.0 | 26.8 | 24.0 |
| TOTAL | 873 | 21.4 | 18.0 | 27.2 | 24.0 |
| DRUG OFFENSES | 4943 | 19.1 | 16.0 | 23.7 | 20.0 |
| TOTAL | 4943 | 19.1 | 16.0 | 23.7 | 20.0 |
| PROPERTY AND OTHER | | | | | |
| BURGLARY 3RD | 948 | 17.8 | 16.0 | 22.9 | 24.0 |
| GRAND LARCENY | 577 | 16.9 | 16.0 | 21.7 | 18.0 |
| FORGERY | 208 | 18.0 | 16.0 | 23.2 | 23.0 |
| STOLEN PROPERTY | 496 | 16.3 | 15.0 | 21.4 | 18.0 |
| DRIVE INTOXICATED | 120 | 13.4 | 12.0 | 17.9 | 17.0 |
| ALL OTHR FELONIES | 147 | 16.7 | 14.0 | 22.7 | 18.0 |
| YOUTHFUL OFFENDER | 314 | 10.8 | 10.0 | 15.4 | 13.0 |
| TOTAL | 2810 | 16.3 | 15.0 | 21.4 | 18.0 |
| GRAND TOTAL | 14005 | 24.8 | 19.0 | 30.4 | 24.0 |

**INMATES IN DOCS FACILITIES BY
COMMITMENT OFFENSE: DECEMBER 31, 1989**



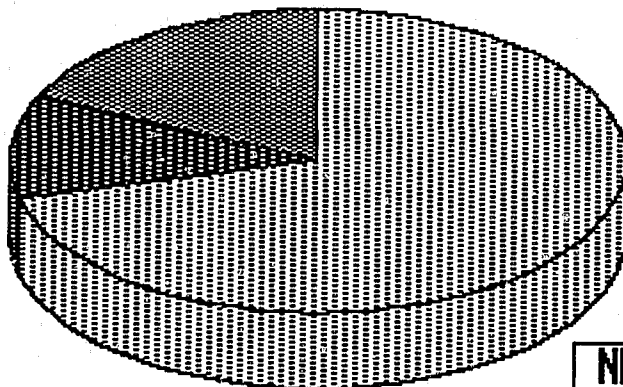
**CRIME ON COMMITMENT
INMATE POPULATION UNDER CUSTODY ON DECEMBER 31, 1989
NEW YORK STATE DEPARTMENT OF CORRECTIONAL SERVICES**

| OFFENSE | NUMBER | PERCENT |
|-----------------------------|--------|---------|
| TOTAL OFFENSES | 51,232 | 100.0% |
| DANGEROUS DRUGS | 15,933 | 31.1% |
| ROBBERY | 11,425 | 22.3% |
| MURDER AND OTHER HOMICIDE | 7,838 | 15.3% |
| BURGLARY | 5,789 | 11.3% |
| RAPE AND OTHER SEX OFFENSES | 2,920 | 5.7% |
| DANGEROUS WEAPONS | 1,691 | 3.3% |
| ASSAULT | 1,537 | 3.0% |
| ALL OTHER FELONIES | 3,637 | 7.1% |
| YOUTHFUL OFFENDERS | 461 | 0.9% |

**INMATES IN DOCS FACILITIES BY
GEOGRAPHIC AREA OF COMMITMENT: DECEMBER 31, 1989**

UPSTATE - 17.6%

**SUBURBAN NYC -
11.5%**



**NEW YORK CITY -
70.9%**

**REGION
INMATE POPULATION UNDER CUSTODY ON DECEMBER 31, 1989**

| <u>OFFENSE</u> | <u>NUMBER</u> | <u>PERCENT</u> |
|------------------------|---------------|----------------|
| TOTAL NEW YORK STATE | 51,232 | 100.0% |
| NEW YORK CITY | 36,323 | 70.9% |
| BRONX | 7,531 | 14.7% |
| KINGS | 9,683 | 18.9% |
| NEW YORK | 12,757 | 24.9% |
| QUEENS | 5,687 | 11.1% |
| RICHMOND | 666 | 1.3% |
| SUBURBAN NEW YORK CITY | 5,892 | 11.5% |
| NASSAU | 2,101 | 4.1% |
| ROCKLAND | 307 | 0.6% |
| SUFFOLK | 1,896 | 3.7% |
| WESTCHESTER | 1,588 | 3.1% |
| OTHER NEW YORK STATE | 9,017 | 17.6% |

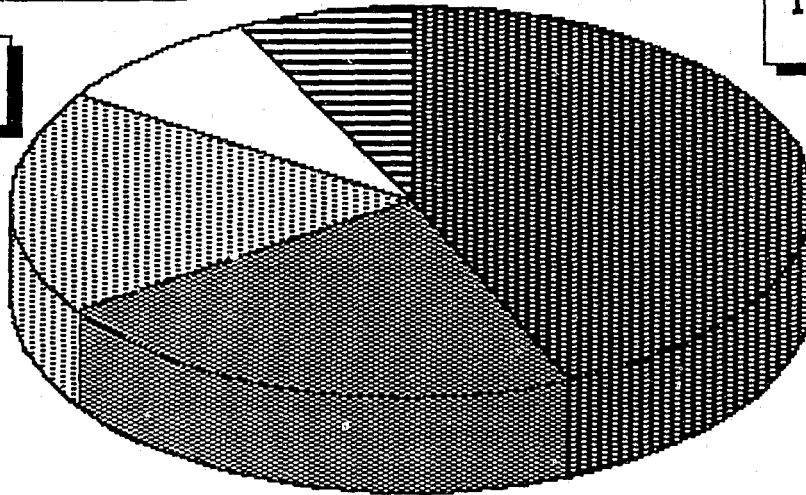
**INMATES IN DOCS FACILITIES BY
MINIMUM SENTENCE: DECEMBER 31, 1989**

**120-239 MONTHS -
8.6%**

20 YEARS + - 6.7%

**12-30 MONTHS -
43.8%**

**60-119 MONTHS -
19.1%**

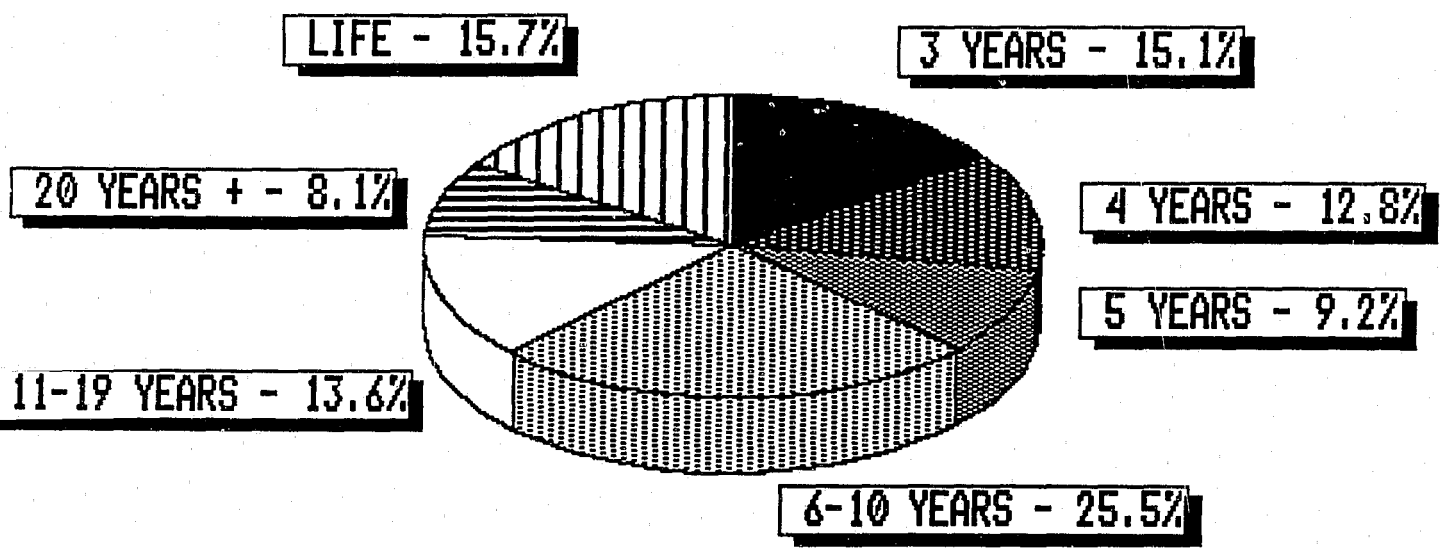


31-59 MONTHS - 21.8%

**MINIMUM SENTENCE
INMATE POPULATION UNDER CUSTODY ON DECEMBER 31, 1989
NEW YORK STATE DEPARTMENT OF CORRECTIONAL SERVICES**

| <u>MINIMUM SENTENCE</u> | <u>NUMBER</u> | <u>PERCENT</u> |
|-------------------------|---------------|----------------|
| TOTAL | 51,232 | 100.0% |
| 12 - 30 MONTHS | 22,440 | 43.8% |
| 31 - 59 MONTHS | 11,169 | 21.8% |
| 60 - 119 MONTHS | 9,785 | 19.1% |
| 120 - 239 MONTHS | 4,406 | 8.6% |
| 20 OR MORE YEARS | 3,433 | 6.7% |

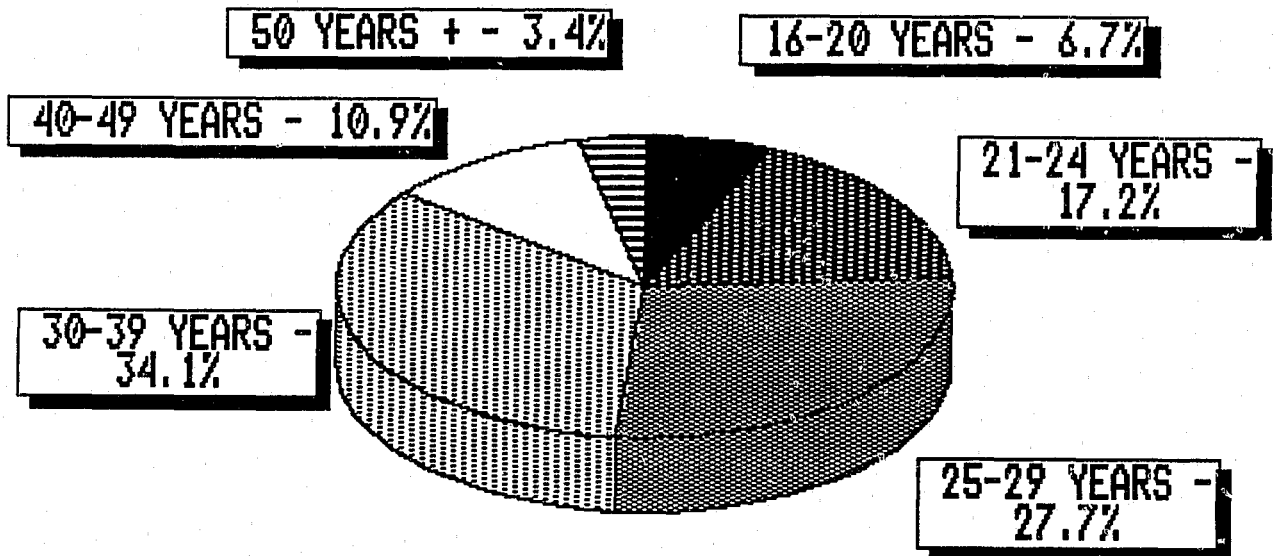
**INMATES IN DOCS FACILITIES BY
MAXIMUM SENTENCE DECEMBER 31, 1989**



MAXIMUM SENTENCE
INMATE POPULATION UNDER CUSTODY ON DECEMBER 31, 1989
NEW YORK STATE DEPARTMENT OF CORRECTIONAL SERVICES

| MAXIMUM SENTENCE | NUMBER | PERCENT |
|------------------|--------|---------|
| TOTAL | 51,232 | 100.0% |
| 3 YEARS | 7,736 | 15.1% |
| 4 YEARS | 6,558 | 12.8% |
| 5 YEARS | 4,713 | 9.2% |
| 6 - 10 YEARS | 13,064 | 25.5% |
| 11 - 19 YEARS | 6,968 | 13.6% |
| 20 OR MORE YEARS | 4,150 | 8.1% |
| LIFE | 8,043 | 15.7% |

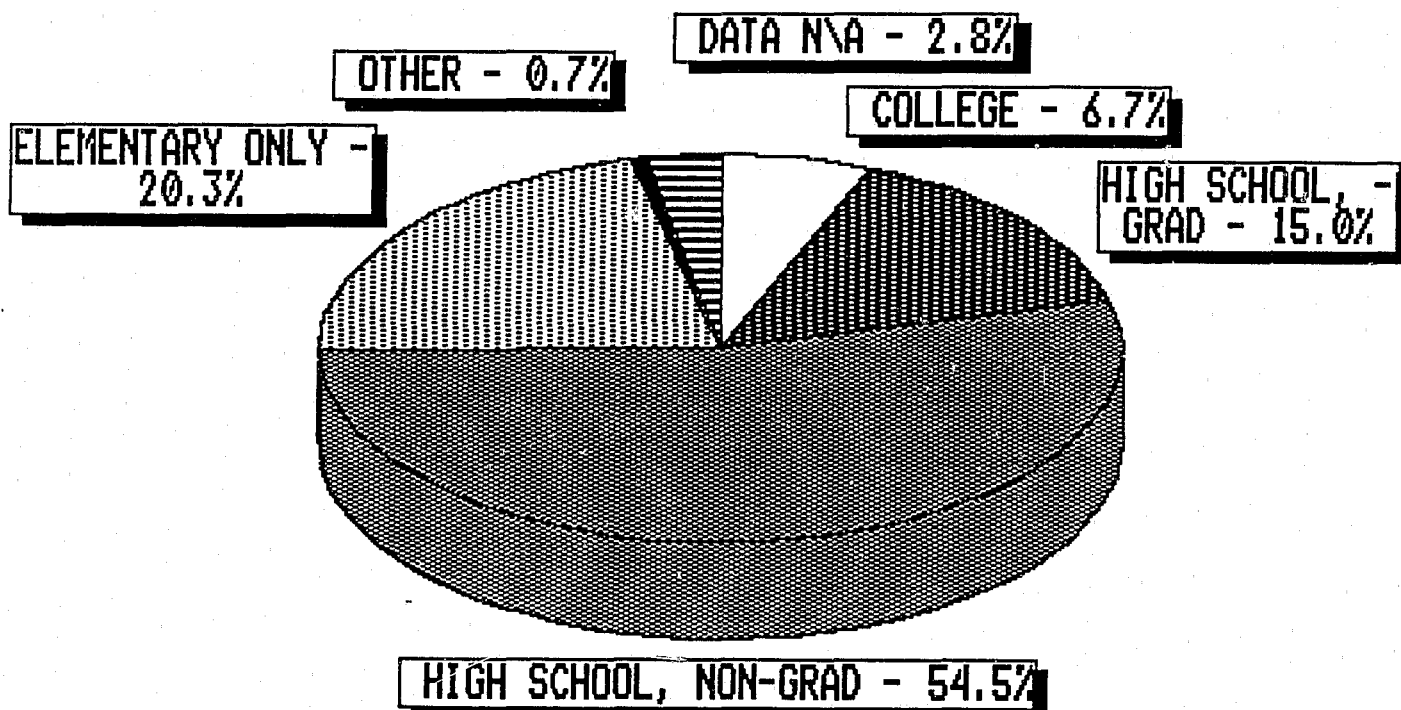
**INMATES IN DOCS FACILITIES BY
AGE: DECEMBER 31, 1989**



AGE
INMATE POPULATION UNDER CUSTODY ON DECEMBER 31, 1989
NEW YORK STATE DEPARTMENT OF CORRECTIONAL SERVICES

| AGE | NUMBER | PERCENT |
|-------------------|--------|---------|
| TOTAL | 51,232 | 100.0% |
| 16-20 | 3,433 | 6.7% |
| 21-24 | 8,812 | 17.2% |
| 25-29 | 14,191 | 27.7% |
| 30-39 | 17,470 | 34.1% |
| 40-49 | 5,584 | 10.9% |
| 50 YEARS AND OVER | 1,742 | 3.4% |

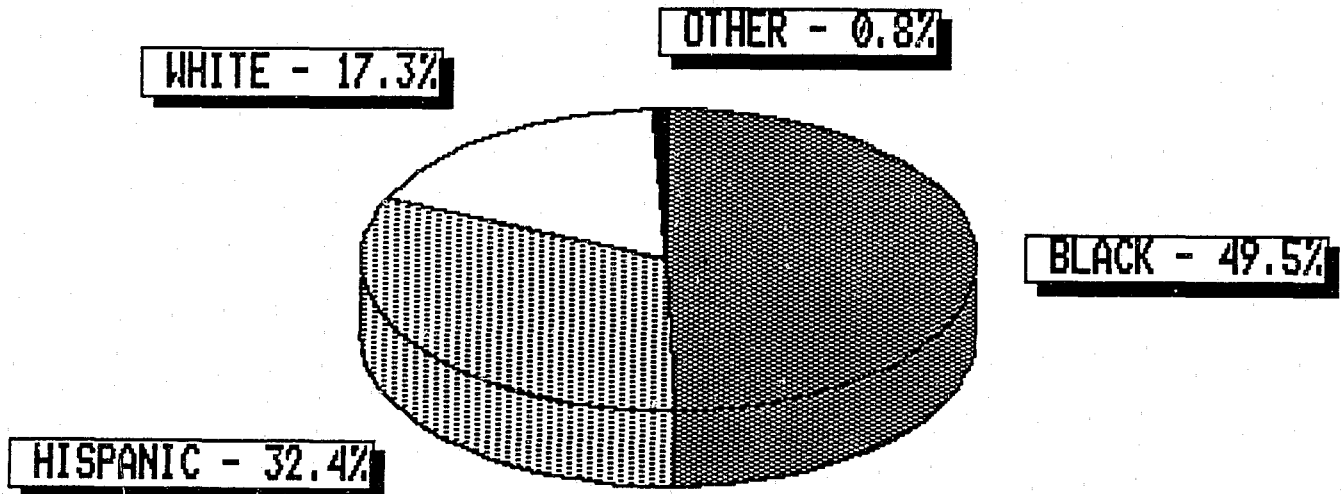
**INMATES IN DOCS FACILITIES BY
PRIOR EDUCATION: DECEMBER 31, 1989**



**EDUCATION
INMATE POPULATION UNDER CUSTODY ON DECEMBER 31, 1989
NEW YORK STATE DEPARTMENT OF CORRECTIONAL SERVICES**

| EDUCATION | NUMBER | PERCENT |
|---------------------------|---------------|----------------|
| TOTAL | 51,232 | 100.0% |
| COLLEGE | 3,433 | 6.7% |
| HIGH SCHOOL GRADUATE | 7,685 | 15.0% |
| HIGH SCHOOL, NON-GRADUATE | 27,921 | 54.5% |
| ELEMENTARY ONLY | 10,400 | 20.3% |
| OTHER | 359 | 0.7% |
| DATA NOT AVAILABLE | 1,434 | 2.8% |

**INMATES IN DOCS FACILITIES BY
ETHNIC GROUP: DECEMBER 31, 1989**



ETHNIC
INMATE POPULATION UNDER CUSTODY ON DECEMBER 31, 1989
NEW YORK STATE DEPARTMENT OF CORRECTIONAL SERVICES

| ETHNIC | NUMBER | PERCENT |
|----------|--------|---------|
| TOTAL | 51,232 | 100.0% |
| BLACK | 25,360 | 49.5% |
| HISPANIC | 16,599 | 32.4% |
| WHITE | 8,863 | 17.3% |
| OTHER | 410 | 0.8% |



STATE OF NEW YORK • EXECUTIVE DEPARTMENT
STATE COMMISSION OF CORRECTION

NEW YORK STATE COMMISSION OF CORRECTION

The State Commission of Correction oversees all correctional facilities in New York State including state prisons, county jails, city, town and village lockups and precincts. Its goals are: to regulate and oversee the operation and management of state and local correctional facilities; to develop policies, plans and programs that will improve the administration of these facilities; and to promote a safe and secure correctional environment for both staff and inmates. In light of these goals, the Commission investigates incidents and correctional management issues; establishes and enforces minimum standards; provides training for county correction officers and managers; offers technical assistance on health services including AIDS related issues; and, approves plans and specifications for new jail construction or renovations. The Commission also serves as a central repository for information on the correctional system in New York State.

Three Commissioners head the agency: A Chairperson and two members who chair the Citizens' Policy and Complaint Review Council and the Medical Review Board, respectively. The Citizens' Council monitors grievances in county facilities and provides an avenue for citizen participation in development of Commission policies and programs. The Medical Review Board monitors medical and mental health services in correctional facilities and investigates circumstances surrounding inmate deaths.

The correctional system in New York State is comprised of three major correctional jurisdictions including the Department of Correctional Services, the New York City Department of Correction, and county jails/penitentiaries. The Department of Correctional Services (DOCS) operates all state correctional facilities. DOCS houses only those inmates who are sentenced to more than one year. The New York City Department of Correction (NYCDOC) operates all county correctional facilities within the City of New York; and thirdly, county jails and penitentiaries are operated by individual county sheriffs/correction departments. These county departments house pre-trial individuals as well as those who are sentenced to one year or less.

In addition, the Commission of Correction monitors and serves as a central repository of data for the New York City Police Department (operating New York City Precinct Lockups) and all other City, Town and Village Police Department Lockups outside the City of New York.

INMATE POPULATIONS

The Commission began collecting inmate population data by conducting semi-annual telephone surveys to county jails and penitentiaries in 1981. Currently, county facilities report daily inmate populations via the on-line Jails Daily Population Reporting System.

Inmate population counts for both the New York City Department of Correction and the State Department of Correctional Services are obtained from Daily Population Reports produced by both departments.

Table I and Figure 1 present the inmate populations across the three major correctional jurisdictions from 1981-1989.

TABLE I

INMATE POPULATION COUNTS ACROSS NEW YORK STATE, NEW YORK CITY,
AND COUNTY CORRECTIONAL FACILITIES
NOVEMBER 1981 - NOVEMBER 1989

| STATE DEPARTMENT OF CORRECTIONAL SERVICES FACILITIES | | | | | | | | | |
|--|---------------|---------------|---------------|---------------|---------------|---------------|---------------|---------------|---------------|
| | 11/81 | 11/82 | 11/83 | 11/84 | 11/85 | 11/86 | 11/87 | 11/88 | 11/89 |
| Male | 24,604 | 27,322 | 29,788 | 32,483 | 34,550 | 37,389 | 39,457 | 41,905 | 48,594 |
| Female | 721 | 810 | 854 | 942 | 1,089 | 1,259 | 1,466 | 1,742 | 2,335 |
| TOTAL | 25,325 | 28,132 | 30,642 | 33,425 | 35,639 | 38,648 | 40,923 | 43,647 | 50,929 |
| Annual % of Increase | | 11% | 9% | 9% | 7% | 8% | 6% | 7% | 17% |
| NEW YORK CITY DEPARTMENT OF CORRECTION FACILITIES | | | | | | | | | |
| | 11/81 | 11/82 | 11/83 | 11/84 | 11/85 | 11/86 | 11/87 | 11/88 | 11/89 |
| Male | 8,781 | 9,357 | 8,776 | 9,909 | 11,301 | 12,545 | 14,108 | 16,498 | 18,135 |
| Female | 730 | 965 | 824 | 659 | 731 | 926 | 1,103 | 1,347 | 1,842 |
| TOTAL | 9,511 | 10,322 | 9,600 | 10,568 | 12,032 | 13,471 | 15,211 | 17,845 | 19,977 |
| Annual % of Increase | | 9% | -7% | 10% | 14% | 12% | 13% | 17% | 12% |
| LOCAL COUNTY JAILS AND PENITENTIARIES | | | | | | | | | |
| | 11/81 | 11/82 | 11/83 | 11/84 | 11/85 | 11/86 | 11/87 | 11/88 | 11/89 |
| Male | 5,995 | 6,487 | 6,608 | 6,686 | 7,069 | 7,437 | 8,794 | 10,271 | 11,159 |
| Female | 435 | 594 | 549 | 513 | 581 | 584 | 746 | 974 | 1,209 |
| TOTAL | 6,430 | 7,081 | 7,157 | 7,199 | 7,650 | 8,021 | 9,540 | 11,245 | 12,368 |
| Annual % of Increase | | 10% | 1% | 1% | 6% | 5% | 19% | 18% | 10% |

STATE AND COUNTY INMATE POPULATION 1981 - 1989


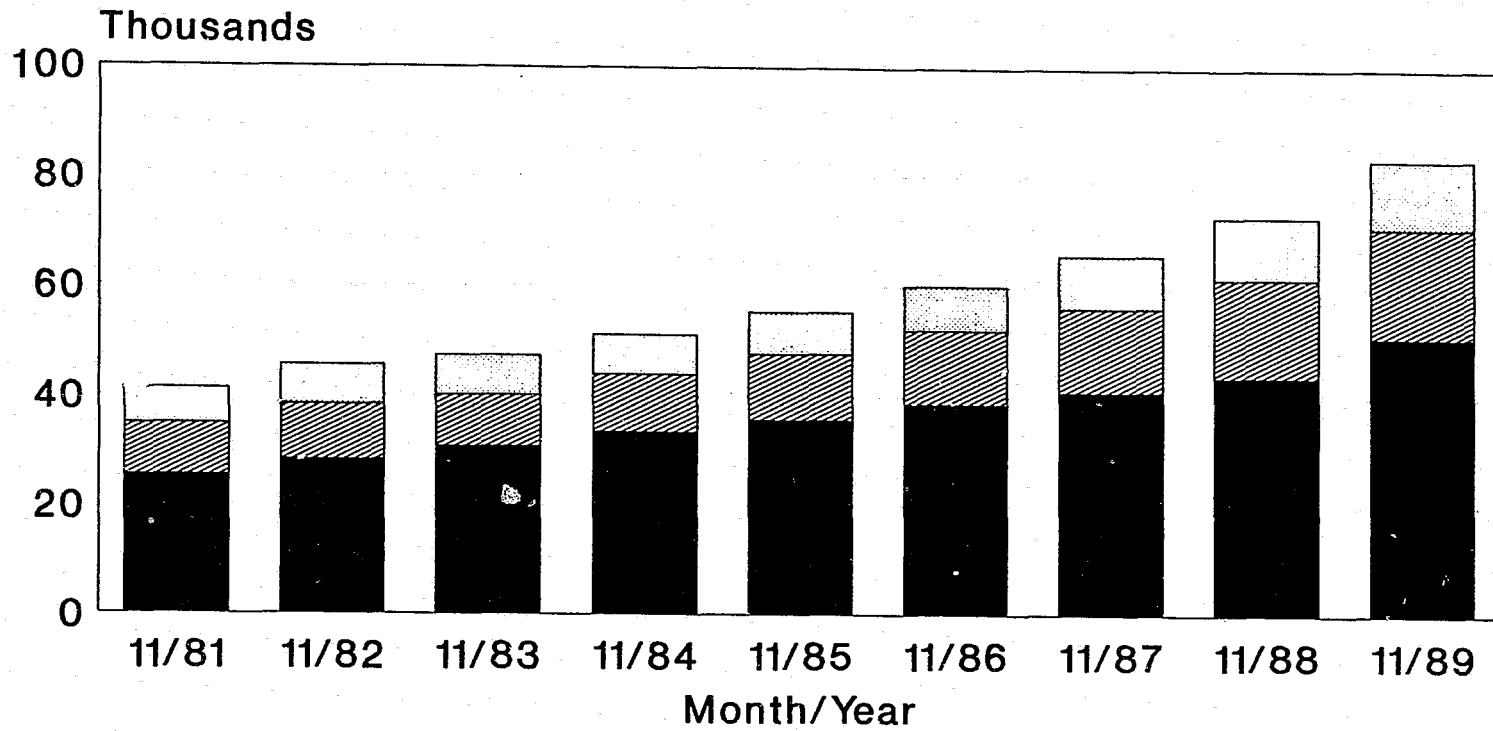


FIGURE 1

Table II illustrates the percent of occupancy of county inmates to jail capacity for upstate facilities as well as the City of New York. The average daily count for the month of December, 1989 includes the physical body count only. It is common for "upstate" jails to board their inmates out to other counties due to overcrowding. This decreases their body count in order to maintain facility compliance for maximum occupancy. Inversely, many counties board-in inmates from surrounding counties when they have bed space available. This increases their body count to include all inmates housed. The following table reports the actual body count for all jails across New York State for the last month of 1989. The design capacity represents the amount of permanent jail space within each facility. The total capacity includes all permanent and temporary jail space available within each facility. Examples of approved temporary capacity would include a day room that has been converted to house inmates until permanent jail space is obtained.

TABLE II

DECEMBER 1989 COUNTY INMATE POPULATION AND CAPACITY

| COUNTY CORRECTIONAL FACILITY | 12/89 AVG. DAILY COUNT | 12/89 DESIGN CAPACITY | PERCENT OCCUPANCY TO DESIGN CAPACITY | 12/89 TOTAL CAP. INCLUDES TEMP. | PERCENT OCCUPANCY TO TOTAL CAPACITY |
|------------------------------------|---------------------------------|-----------------------------|---|--|--|
| Albany | 555 | 462 | 120% | 622 | 89% |
| Allegany | 28 | 38 | 74% | 38 | 74% |
| Broome Jail | 77 | 62 | 124% | 62 | 124% |
| Broome Bar. | 136 | 141 | 96% | 141 | 96% |
| Cattaraugus | 77 | 80 | 96% | 80 | 96% |
| Cayuga | 80 | 94 | 85% | 94 | 85% |
| Chautauqua | 111 | 100 | 111% | 114 | 97% |
| Chemung | 119 | 114 | 104% | 114 | 104% |
| Chenango | 25 | 27 | 93% | 27 | 93% |
| Clinton | 82 | 85 | 96% | 85 | 96% |
| Columbia | 101 | 116 | 87% | 116 | 87% |
| Cortland | 21 | 32 | 66% | 36 | 58% |
| Delaware | 22 | 28 | 79% | 28 | 79% |
| Dutchess | 227 | 178 | 128% | 298 | 76% |
| Erie Hld. Ctr. | 513 | 551 | 93% | 551 | 93% |
| Erie Cor. Fac. | 377 | 434 | 87% | 434 | 87% |
| Essex | 19 | 24 | 79% | 24 | 79% |
| Franklin | 39 | 55 | 71% | 55 | 71% |
| Fulton | | | CLOSED | | |
| Genesee | 70 | 51 | 137% | 51 | 137% |
| Greene | 51 | 54 | 94% | 54 | 94% |
| Hamilton | 3 | 8 | 38% | 8 | 38% |

TABLE II (Continued)
 DECEMBER 1989 COUNTY POPULATION AND CAPACITY

| COUNTY CORRECTIONAL FACILITY | 12/89 AVG. DAILY COUNT | 12/89 DESIGN CAPACITY | PERCENT OCCUPANCY TO DESIGN CAPACITY | 12/89 TOTAL CAP. INCLUDES TEMP. | PERCENT OCCUPANCY TO TOTAL CAPACITY |
|------------------------------------|---------------------------------|-----------------------------|---|--|--|
| Herkimer | 35 | 38 | 92% | 38 | 92% |
| Jefferson | 90 | 58 | 155% | 81 | 111% |
| Lewis | 13 | 23 | 57% | 23 | 57% |
| Livingston | 65 | 53 | 123% | 53 | 123% |
| Madison | 48 | 63 | 76% | 63 | 76% |
| Monroe | 775 | 418 | 185% | 668 | 116% |
| Montgomery | 109 | 94 | 116% | 124 | 88% |
| Nassau | 1901 | 1197 | 159% | 2068 | 92% |
| Niagara | 179 | 214 | 84% | 214 | 84% |
| Oneida | 284 | 220 | 129% | 276 | 103% |
| Onondaga Jail | 202 | 212 | 95% | 260 | 78% |
| Onondaga Cor. Fac. | 388 | 199 | 195% | 390 | 99% |
| Ontario | 97 | 92 | 105% | 92 | 105% |
| Orange | 377 | 254 | 148% | 423 | 89% |
| Orleans | 81 | 72 | 113% | 72 | 113% |
| Oswego | 79 | 96 | 82% | 96 | 82% |
| Otsego | 33 | 22 | 150% | 36 | 92% |
| Putnam | 47 | 42 | 112% | 42 | 112% |
| Rensselaer | 110 | 109 | 101% | 109 | 101% |
| Rockland | 173 | 160 | 108% | 167 | 104% |
| St. Lawrence | 69 | 61 | 113% | 66 | 105% |
| Saratoga | 154 | 144 | 107% | 169 | 91% |
| Schenectady | 178 | 88 | 202% | 174 | 102% |
| Schoharie | 20 | 21 | 95% | 21 | 95% |
| Schuyler | 19 | 22 | 86% | 22 | 86% |
| Seneca | 33 | 34 | 97% | 40 | 83% |
| Steuben | 85 | 78 | 109% | 78 | 109% |
| Suffolk Jail | 628 | 525 | 120% | 535 | 117% |
| Suffolk Honor Farm | 638 | 440 | 145% | 440 | 145% |
| Sullivan | 167 | 170 | 98% | 206 | 81% |
| Tioga | 53 | 44 | 120% | 44 | 120% |
| Tompkins | 53 | 53 | 100% | 53 | 100% |
| Ulster | 181 | 161 | 112% | 231 | 78% |
| Warren | 49 | 65 | 75% | 65 | 75% |
| Washington | 53 | 50 | 106% | 50 | 106% |
| Wayne | 58 | 47 | 123% | 47 | 123% |
| Westchester Jail | 734 | 372 | 197% | 699 | 105% |
| Westchester Cor. Fac. | 643 | 520 | 124% | 746 | 86% |

TABLE II (Continued)
DECEMBER 1989 COUNTY POPULATION AND CAPACITY

| COUNTY CORRECTIONAL FACILITY | 12/89 AVG. DAILY COUNT | 12/89 DESIGN CAPACITY | PERCENT OCCUPANCY TO DESIGN CAPACITY | 12/89 TOTAL CAP. INCLUDES TEMP. | PERCENT OCCUPANCY TO TOTAL CAPACITY |
|------------------------------------|---------------------------------|-----------------------------|---|--|--|
| Westchester | | | | | |
| W.U. | 195 | 61 | 320% | 209 | 93% |
| Wyoming | 15 | 16 | 94% | 16 | 94% |
| Yates | 40 | 40 | 100% | 44 | 91% |
| UPSTATE TOTAL | 11,884 | 9,382 | 127% | 12,282 | 97% |
| NEW YORK CITY | 19,771 | 19,878 | 99% | 21,341 | 93% |

The average daily CENSUS for county correctional facilities for the last three years, 1987-1989, are displayed in Table III. The average census reflects the number of county inmates for whom the sheriff/commissioner are responsible. The census is computed by adding to the physical body count all those inmates who are boarded out to another county, housed out to a mental hygiene facility, etc. Inmates who are boarded in would not be included in the census. Rather these inmates are reflected in the county of origin or census county.

TABLE III
AVERAGE DAILY CENSUS OF ALL COUNTY INMATES
1987-1989

| COUNTY | 1987 | 1988 | 1989 | PERCENT CHANGE FROM 87 to 89 |
|-------------|------|------|------|------------------------------------|
| Albany | 434 | 515 | 581 | 34% |
| Allegany | 27 | 30 | 31 | 15% |
| Broome | 151 | 198 | 229 | 52% |
| Cattaraugus | 71 | 66 | 71 | 0% |
| Cayuga | 53 | 59 | 63 | 19% |
| Chautauqua | 93 | 98 | 115 | 24% |
| Chemung | 110 | 133 | 141 | 28% |

TABLE III (Continued)
AVERAGE DAILY CENSUS 1987-1989

| COUNTY | 1987 | 1988 | 1989 | PERCENT |
|-------------|------|------|------|-------------------------|
| | | | | CHANGE FROM 87 to 89 |
| Chenango | 28 | 33 | 33 | 18% |
| Clinton | 43 | 40 | 55 | 28% |
| Columbia | 49 | 63 | 87 | 78% |
| Cortland | 36 | 30 | 29 | -19% |
| Delaware | 22 | 28 | 22 | 0% |
| Dutchess | 168 | 214 | 258 | 54% |
| Erie | 734 | 746 | 800 | 9% |
| Essex | 15 | 15 | 14 | -7% |
| Franklin | 36 | 37 | 38 | 6% |
| Fulton | 41 | 41 | 48 | 17% |
| Genesee | 47 | 52 | 62 | 32% |
| Greene | 31 | 27 | 36 | 16% |
| Hamilton | 1 | 2 | 3 | 200% |
| Herkimer | 36 | 34 | 43 | 19% |
| Jefferson | 75 | 87 | 91 | 21% |
| Lewis | 7 | 9 | 11 | 57% |
| Livingston | 68 | 66 | 73 | 7% |
| Madison | 56 | 52 | 56 | 0% |
| Monroe | 610 | 679 | 780 | 28% |
| Montgomery | 69 | 79 | 98 | 42% |
| Nassau | 1327 | 1740 | 2039 | 54% |
| Niagara | 187 | 226 | 211 | 13% |
| Oneida | 231 | 309 | 284 | 23% |
| Onondaga | 441 | 479 | 595 | 35% |
| Ontario | 95 | 105 | 99 | 4% |
| Orange | 290 | 375 | 402 | 39% |
| Orleans | 37 | 38 | 50 | 35% |
| Oswego | 81 | 84 | 74 | -9% |
| Otsego | 28 | 31 | 30 | 7% |
| Putnam | 37 | 51 | 58 | 57% |
| Rensselaer | 109 | 120 | 132 | 21% |
| Rockland | 133 | 174 | 180 | 35% |
| S. Lawrence | 63 | 58 | 64 | 2% |
| Saratoga | 92 | 105 | 107 | 16% |
| Schenectady | 116 | 164 | 207 | 78% |
| Schoharie | 25 | 24 | 22 | -12% |
| Schuyler | 6 | 12 | 17 | 183% |
| Seneca | 23 | 30 | 36 | 57% |
| Steuben | 61 | 69 | 70 | 15% |
| Suffolk | 938 | 1063 | 1255 | 34% |
| Sullivan | 177 | 206 | 206 | 16% |
| Tioga | 44 | 38 | 37 | -16% |
| Tompkins | 41 | 47 | 42 | 2% |
| Ulster | 126 | 148 | 183 | 45% |

TABLE III (Continued)
AVERAGE DAILY CENSUS 1987-1989

| COUNTY | 1987 | 1988 | 1989 | PERCENT CHANGE FROM 87 to 89 |
|---------------|--------|--------|--------|------------------------------------|
| Warren | 38 | 45 | 52 | 37% |
| Washington | 39 | 35 | 48 | 23% |
| Wayne | 77 | 75 | 84 | 9% |
| Westchester | 1142 | 1310 | 1501 | 31% |
| Wyoming | 17 | 19 | 19 | 12% |
| Yates | 16 | 16 | 17 | 6% |
| Upstate Total | 9,148 | 10,629 | 11,989 | 31% |
| New York City | 14,699 | 15,863 | 18,780 | 28% |

Source: On-line county population reporting via the Jails Daily Population Reporting System. Counties operating multiple facilities were combined to report only one county statistic.

TOTAL INMATE ADMISSIONS FOR COUNTY JAILS/PENITENTIARIES AND THE
NEW YORK CITY DEPARTMENT OF CORRECTION

County jail and penitentiary admission data are derived from the Statewide Compilation of Data from Sheriffs' Annual Reports for the years 1977-1988. The Commission of Correction compiles annual data from individual Sheriff and Penitentiary reports submitted by all county correctional facilities. Annual reports submitted by the New York City Department of Correction since 1983 are the source of all City admission data.

Tables IV and V represent total admissions reported by county correctional facilities. Total admissions include all sentenced and unsentenced admissions.

TABLE IV
 ADMISSIONS TO COUNTY JAILS AND PENITENTIARIES
 1977-1989

| YEAR | MALE | FEMALE | TOTAL | CUMULATIVE % OF INCREASE |
|-------|---------|--------|---------|-----------------------------|
| 1977 | 89,258 | 9,423 | 98,681 | - |
| 1978 | 88,033 | 9,746 | 97,779 | -1% |
| 1979 | 93,745 | 10,594 | 104,339 | 6% |
| 1980 | 97,188 | 10,652 | 107,840 | 9% |
| 1981 | 99,631 | 11,913 | 111,544 | 13% |
| 1982 | 101,615 | 12,961 | 114,576 | 16% |
| 1983 | 100,240 | 12,238 | 112,478 | 14% |
| 1984 | 101,800 | 13,305 | 115,105 | 17% |
| 1985 | 106,929 | 14,368 | 121,297 | 23% |
| 1986 | 113,225 | 15,326 | 128,551 | 30% |
| 1987 | 115,313 | 16,077 | 131,390 | 33% |
| 1988 | 129,355 | 18,136 | 147,491 | 49% |
| *1989 | 124,969 | 18,541 | 143,510 | 45% |

* Estimated Only.

TABLE V
 NEW YORK CITY DEPARTMENT OF CORRECTION INMATE ADMISSIONS
 1983-1989

| YEAR | MALE | FEMALE | TOTAL | CUMULATIVE % OF INCREASE |
|------|---------|--------|---------|-----------------------------|
| 1983 | 68,471 | 9,439 | 77,910 | - |
| 1984 | 72,634 | 9,399 | 82,033 | 5% |
| 1985 | 79,022 | 9,867 | 88,889 | 14% |
| 1986 | 96,376 | 9,525 | 105,901 | 36% |
| 1987 | 108,504 | 8,667 | 117,171 | 50% |
| 1988 | 120,111 | 11,368 | 131,479 | 69% |
| 1989 | 126,593 | 13,026 | 139,619 | 79% |

TOTAL ADMISSIONS TO CITY, TOWN AND VILLAGE LOCKUPS

The total number of admissions reported by police department lockups across New York State from 1977-1989 are reflected in Table VI. The Commission compiles annual data from individual record of detention reports received from police department lockups.

Beginning in 1985, the Commission requested a one day population figure from police departments. This one day population represents the number of admissions during the 24 hour period of 12/31. Table VII reports these December 31 population figures.

TABLE VI
ADMISSIONS TO CITY, TOWN AND VILLAGE POLICE DEPARTMENT LOCKUPS
Upstate Lockups 1977-1989

| YEAR | NO. OF LOCKUPS REPORTING | MALE | FEMALE | TOTAL | ANNUAL % OF INCREASE |
|------|--------------------------------|---------|--------|---------|-------------------------|
| 1977 | 176 | 77,372 | 8,379 | 85,751 | - |
| 1978 | 179 | 87,267 | 10,562 | 97,829 | 14% |
| 1979 | 169 | 91,984 | 11,123 | 103,107 | 5% |
| 1980 | 170 | 93,931 | 10,883 | 104,814 | 2% |
| 1981 | 170 | 91,414 | 11,382 | 102,796 | -2% |
| 1982 | 178 | 108,035 | 14,378 | 122,413 | 19% |
| 1983 | 178 | 107,021 | 11,937 | 118,958 | -3% |
| 1984 | 178 | 113,120 | 13,107 | 126,227 | 6% |
| 1985 | 176 | 118,738 | 13,541 | 132,279 | 5% |
| 1986 | 181 | 124,267 | 13,734 | 138,001 | 4% |
| 1987 | 182 | 130,437 | 16,186 | 146,623 | 6% |
| 1988 | 182 | 144,749 | 17,878 | 162,627 | 11% |
| 1989 | 184 | 162,835 | 22,971 | 185,806 | 14% |

TABLE VII
NUMBER OF POLICE DEPARTMENT DETAINEES ON DECEMBER 31
Upstate Lockups 1985-1989

| YEAR | MALE | FEMALE | TOTAL |
|------|------|--------|-------|
| 1985 | 214 | 39 | 253 |
| 1986 | 297 | 24 | 321 |
| 1987 | 286 | 44 | 330 |
| 1988 | 384 | 61 | 445 |
| 1989 | 273 | 30 | 303 |

TOTAL ADMISSIONS TO NEW YORK CITY POLICE DEPARTMENT PRECINCTS

The New York City Police Department (NYCPD) compiles admission data for the New York City Police Department precincts.

Tables VIII and IX illustrate total admission and population data received from the New York City Police Department for the past four years.

TABLE VIII

ADMISSIONS TO NEW YORK CITY POLICE DEPARTMENT PRECINCT LOCKUPS
1985-1989

| YEAR | MALE | FEMALE | TOTAL |
|------|---------|--------|---------|
| 1985 | 100,837 | 14,076 | 114,913 |
| 1986 | 145,187 | 19,793 | 164,980 |
| 1987 | 236,277 | 26,350 | 262,627 |
| 1988 | 242,114 | 24,724 | 266,838 |
| 1989 | 295,508 | 27,473 | 322,981 |

TABLE IX

NUMBER OF NEW YORK CITY
POLICE DEPARTMENT DETAINEES ON DECEMBER 31
1985-1989

| YEAR | MALE | FEMALE | TOTAL |
|------|------|--------|-------|
| 1985 | 157 | 29 | 186 |
| 1986 | 203 | 38 | 241 |
| 1987 | 169 | 26 | 195 |
| 1988 | 644 | 68 | 712 |
| 1989 | 507 | 95 | 602 |

INMATE DEATHS

The Commission of Correction is mandated to investigate the causes and circumstances surrounding inmates who die while incarcerated. The following three tables focus on inmate deaths reported across New York State. Table X reports the number of inmate deaths across all correctional jurisdictions during 1989. The number of suicides reported since 1978 and the number of AIDS deaths reported since 1981 are reflected in Tables XI and XII respectively.

TABLE X

INMATE DEATHS IN STATE AND LOCAL CORRECTIONAL FACILITIES
1989

| | SUICIDE | AIDS | NATURAL | HOMICIDE | OTHER | TOTAL |
|----------------------------|---------|------|---------|----------|-------|-------|
| DOCS | 11 | 160 | 60 | 10 | 3 | 244 |
| COUNTY JAILS | 10 | 5 | 8 | 1 | 1 | 25 |
| NYCDOC | 4 | 62 | 24 | 2 | 1 | 93 |
| POLICE DEPT. LOCKUPS | 4 | 0 | 2 | 0 | 1 | 7 |
| NYCPD PRECINCTS | 4 | 0 | 4 | 0 | 2 | 10 |
| TOTAL | 33 | 227 | 98 | 13 | 8 | 379 |

TABLE XI

INMATE SUICIDES IN STATE AND LOCAL CORRECTIONAL FACILITIES
1978-1989

| YEAR | NYS DOCS | COUNTY JAILS | UPSTATE POLICE DEPT. LOCKUPS | NYCDOC | NYCPD |
|------|-------------|-----------------|------------------------------------|--------|-------|
| 1978 | 5 | 13 | 5 | 5 | 1 |
| 1979 | 6 | 10 | 5 | 8 | 4 |
| 1980 | 5 | 8 | 6 | 5 | 1 |
| 1981 | 3 | 6 | 5 | 9 | 1 |
| 1982 | 16 | 3 | 9 | 6 | 3 |
| 1983 | 10 | 10 | 7 | 4 | 1 |
| 1984 | 5 | 12 | 14 | 5 | 1 |
| 1985 | 6 | 8 | 10 | 11 | 1 |
| 1986 | 5 | 9 | 12 | 4 | 0 |
| 1987 | 3 | 7 | 5 | 1 | 2 |
| 1988 | 4 | 2 | 3 | 3 | 0 |
| 1989 | 11 | 10 | 4 | 4 | 4 |

TABLE XII


INMATE AIDS DEATHS IN STATE AND LOCAL CORRECTIONAL FACILITIES
1981-1989

| | NYS DOCS | COUNTY JAILS | NYCDOC | TOTAL |
|------|-------------|-----------------|--------|-------|
| 1981 | 2 | 0 | 0 | 2 |
| 1982 | 4 | 0 | 1 | 5 |
| 1983 | 18 | 1 | 3 | 22 |
| 1984 | 57 | 0 | 10 | 67 |
| 1985 | 104 | 2 | 13 | 119 |
| 1986 | 123 | 6 | 24 | 153 |
| 1987 | 152 | 6 | 27 | 185 |
| 1988 | 174 | 3 | 30 | 207 |
| 1989 | 160 | 5 | 62 | 227 |

NOTE: There have been no AIDS deaths reported from any police department or precinct lockup.



NEW YORK STATE EXECUTIVE DEPARTMENT
DIVISION FOR YOUTH



During 1989, 2,648 individuals were admitted to residential facilities operated by the New York State Division for Youth. Of these, 2,252 were first admissions having had no prior contact with Division programs, 306 were readmissions from community care, and 90 had experienced previous placements with the Division (Table VI).

For those youth adjudicated Juvenile Delinquents, Restrictive Juvenile Delinquents, or Juvenile Offenders, the offenses of burglary, robbery, larceny and other thefts accounted for 54.5% of the admissions. Assaults and homicides were responsible for an additional 12.6% of the admissions for this group (Table I).

Among the 2,648 admissions, 6.8% were placed in secure facilities and an additional 30.7% in limited secure facilities. The largest category among remaining admissions was cooperative/voluntary which accounted for 25.5% of the admissions (Table II).

Juvenile Delinquent adjudications accounted for 82.8% of the admissions and Juvenile Offender convictions an additional 6.0%. Persons In Need of Supervision were responsible for 9.7% of the 1989 admissions (Table III).

Males made up 88.3% of the admissions and females the remaining 11.6% (Table IV). Table V, which lists admissions by ethnicity, shows Blacks accounting for 55.2% of the admissions, followed by Whites at 24.0%, and Hispanics at 18.4%.

TABLE I
1989 Admissions - Offense (JO, RJD, JD only)

| <u>Offense Category</u> | <u>Frequency</u> | <u>Percent</u> ** |
|-------------------------|------------------|-------------------|
| Assault | 263 | 11.1% |
| Homicide | 34 | 1.4% |
| Sex Offenses | 81 | 3.4% |
| Kidnapping | 12 | 0.5% |
| Burglary | 219 | 9.3% |
| Criminal Mischief | 101 | 4.3% |
| Arson | 17 | 0.7% |
| Larceny | 371 | 15.7% |
| Robbery | 214 | 9.1% |
| Other Theft | 482 | 20.4% |
| Controlled Substances | 362 | 15.3% |
| Dangerous Weapons | 111 | 4.7% |
| Violation of Probation | 16 | 0.7% |
| Other | 66 | 2.8% |
| Unknown | 10 | 0.4% |
| | <u>2,359</u> | <u>100.0%</u> |

* Data are preliminary and, due to database revision, may not be comparable to previous years.

** Percentages may not add to 100.0% due to rounding.

TABLE II
1989 Admissions - Level of Placement

| <u>Sublevel</u> | <u>Frequency</u> | <u>Percent</u> * |
|-------------------------------------|------------------|------------------|
| Secure | 181 | 6.8% |
| Non Community-Based: Limited Access | 814 | 30.7% |
| Non Community-Based: Open Access | 625 | 23.6% |
| Community-Based Limited Access | 139 | 5.2% |
| Community-Based Open Access | 152 | 5.7% |
| Voluntary Agencies | 675 | 25.5% |
| Foster Care/Independent Living | <u>62</u> | <u>2.3%</u> |
| | 2,648 | 100.0% |

* Percentages may not add to 100.0% due to rounding.

TABLE III
1989 Admissions - Adjudication Status

| <u>Adjudication</u> | <u>Frequency</u> | <u>Percent</u> |
|---------------------------------|------------------|----------------|
| Juvenile Offender | 159 | 6.0% |
| Restrictive Juvenile Delinquent | 7 | 0.3% |
| Juvenile Delinquent | 2,193 | 82.8% |
| Persons in Need of Supervision | 256 | 9.7% |
| Youthful Offender | 6 | 0.2% |
| None | 17 | 0.6% |
| Other | <u>10</u> | <u>0.4%</u> |
| | 2,648 | 100.0% |

TABLE IV
1989 Admissions - Gender

| <u>Gender</u> | <u>Frequency</u> | <u>Percent</u> |
|---------------|------------------|----------------|
| Male | 2,339 | 88.3% |
| Female | 307 | 11.6% |
| Missing | <u>2</u> | <u>0.1%</u> |
| | 2,648 | 100.0% |

TABLE V
1989 Admissions - Ethnicity

| <u>Ethnicity</u> | <u>Frequency</u> | <u>Percent</u> |
|------------------|------------------|----------------|
| White | 636 | 24.0% |
| Black | 1,409 | 53.2% |
| Hispanic | 486 | 18.4% |
| Other | 62 | 2.3% |
| Missing | 55 | 2.1% |
| | <u>2,648</u> | <u>100.0%</u> |

TABLE VI
1989 Admissions - Level of Placement by Type of Admission

| | New Admission (No Prior Service) | | Readmission From Community Care* | | New Admission (With Prior Service)* | |
|---------------------------|--|---------------|--|---------------|---|---------------|
| | (N) | (%) | (N) | (%) | (N) | (%) |
| Secure | 142 | 6.3% | 14 | 4.6% | 25 | 27.8% |
| NonComm-Based:Limited | 678 | 30.1% | 99 | 32.4% | 37 | 41.1% |
| NonComm-Based:Open | 570 | 25.3% | 42 | 13.7% | 13 | 14.4% |
| Comm-Based:Limited Access | 106 | 4.7% | 32 | 10.5% | 1 | 1.1% |
| Comm-Based:Open Access | 95 | 4.2% | 56 | 18.3% | 1 | 1.1% |
| Voluntary Agencies | 644 | 28.6% | 18 | 5.9% | 13 | 14.4% |
| Foster Care/Ind.Living | 17 | 8% | 45 | 14.7% | 0 | 0.0% |
| | <u>2,252</u> | <u>100.0%</u> | <u>306</u> | <u>100.0%</u> | <u>90</u> | <u>100.0%</u> |

*Percentages may not add to 100.0% due to rounding.

DIVISION OF PAROLE

1987-1989

THE BOARD OF PAROLE

During the 1987-88 and 1988-89 fiscal years, the Parole Board conducted over 43,000 interviews and/or hearings in State correctional facilities to determine parole eligibility dates for certain inmates, the release readiness of eligible inmates to parole supervision and the re-release of parole violators, as well as other types of administrative hearings.

The number of release interviews conducted by the Parole Board increased from 21,448 in 1987-1988 to 22,074 in 1988-1989, 3% increase.

The Parole Board granted release to 28,883 inmates during the last two fiscal years with an increase of 1% in 1988-89. Release decisions were granted to 17,673 initial applicants during the two year period (inmates who became eligible for parole release after serving their minimum sentence from April 1, 1987 through March 31, 1989). Reappearance interviews resulted in 6,718 release decisions for inmates who were previously eligible for parole release, but were denied release and became eligible again. Re-release interviews for violators and other release interviews resulted in 4,492 inmates released to the community. The decisions rendered at the various release interviews are summarized in Table 1 below.

Table 1: Comparison Of Outcomes For Release Interviews*

| Type of Interview | Initial | | Reappearance | | Violator Re-Release/Other | | Total | |
|-------------------|--------------|--------------|--------------|--------------|---------------------------|--------------|---------------|---------------|
| | 1987-1988 | 1988-1989 | 1987-1988 | 1988-1989 | 1987-1988 | 1988-1989 | 1987-1988 | 1988-1989 |
| Released | 8,433 61% | 9,240 62% | 4,180 74% | 2,538 64% | 1,762 87% | 2,730 87% | 14,375 67% | 14,508 66% |
| Postponed | 818 6% | 886 6% | 336 6% | 311 8% | 152 7% | 221 7% | 1,306 6% | 1,418 6% |
| Denied | 4,522 33% | 4,881 32% | 1,123 20% | 1,088 28% | 122 6% | 179 6% | 5,767 27% | 6,148 28% |
| Total Interviews | 13,773 | 15,007 | 5,639 | 3,937 | 2,036 | 3,130 | 21,448 | 22,074 |

* This table excludes release interviews conducted with Shock Incarceration inmates and interviews related to release to the Immigration and Naturalization Service for deportation proceedings, both of which began in 1987-88.

The community protection efforts of the Parole Board are reflected in a comparison of some of the characteristics of inmates granted and denied release at initial interviews. The comparison reveals that inmates who were denied release were more likely to have committed crimes involving the use of a weapon or the occurrence of an injury. Further, those who were denied release had more extensive prior records than inmates granted release. The effectiveness of the Parole Board's screening is demonstrated in greater detail in the table to follow:

Table 2: Profile Of Initial Applicants Released Or Denied By the Parole Board

| | 1987-1988* | | 1988-1989* | |
|------------------------------------|---------------------|-------------------|---------------------|-------------------|
| | Released N=8,433 | Denied N=4,522 | Released N=9,240 | Denied N=4,881 |
| <u>Offense Severity</u> | | | | |
| Weapon Involvement: | | | | |
| No | 62% | 55% | 65% | 58% |
| Yes | 38% | 45% | 35% | 42% |
| Forcible Contact: | | | | |
| None | 58% | 44% | 62% | 45% |
| Force/Physical Injury | 32% | 34% | 29% | 32% |
| Serious Injury | 7% | 16% | 6% | 17% |
| Death | 3% | 6% | 3% | 6% |
| <u>Prior Criminal History</u> | | | | |
| Prior Misdemeanor Convictions: | | | | |
| Zero - Two | 68% | 61% | 69% | 59% |
| Three or More | 32% | 39% | 31% | 41% |
| Prior Jail Term 90 Days or More: | | | | |
| Zero - One | 82% | 74% | 82% | 74% |
| Two - Three | 13% | 16% | 13% | 17% |
| Four or More | 5% | 10% | 5% | 9% |
| Prior Felony Convictions: | | | | |
| Zero | 48% | 40% | 47% | 37% |
| One | 35% | 33% | 36% | 35% |
| Two | 12% | 17% | 12% | 18% |
| Three or More | 5% | 10% | 5% | 10% |
| Prior Prison Terms: | | | | |
| Zero | 76% | 60% | 77% | 59% |
| One | 18% | 26% | 18% | 28% |
| Two or More | 6% | 14% | 5% | 13% |
| Prior Probation/Parole Revocation: | | | | |
| No | 79% | 70% | 79% | 67% |
| Yes | 21% | 30% | 21% | 33% |
| On Parole/Probation At Time | | | | |
| Instant Offense: | | | | |
| No | 73% | 60% | 72% | 61% |
| Yes | 27% | 40% | 28% | 39% |

* Excluding Shock Incarceration and Immigration and Naturalization Service Interviews.

| |
|-------------------|
| PAROLE OPERATIONS |
|-------------------|

Institutional Parole

The Parole Officer assigned to an institution plays a critical role in the inmate's transition from institutional to community life. The IPO serves in a bridging capacity between the inmate and the community, the inmate and the field parole officer, and the inmate and the Parole Board.

The role of the Parole Officer with an institutional assignment includes an assessment of the needs of each inmate and encourages their participation in programming, during incarceration, which meets these needs. These Parole Officers conduct inmate group counseling sessions and Parole orientation classes for inmates. Additionally, they interview inmates, in advance of their Board release interviews, to gather information which is presented to the Board in summary reports together with recommendations as regards the granting or denial of parole release and the possible conditions of release.

After a parolee has been granted release, the Parole Officer continues to participate in Parole Board release planning through the Community Preparation Program. The Parole Officer provides the link between the institution and the community both through pre-release interviews conducted with inmates and through ongoing communication with the Field Area Office to which the parolee is to be released. These services are provided to both inmates who are released by decision of the Parole Board and to those conditionally released.

Finally, institutionally assigned Parole Officers continue to participate on correctional temporary release committees which grant temporary work release, furloughs and other leaves of absence for good cause to inmates. The Institutional staff is involved in committees within the state's correctional facilities that give support and advice to drug and alcohol programs.

Community Supervision of Parolees

Community supervision is at the heart of the Division's community protection mission. The Parole Officer with a field assignment is located in the community supervising offenders released from state correctional facilities. Community protection requires that Parole Officers adhere to strict supervision standards. Additionally, it is essential to ensure that parolees comply with the terms and conditions of release. When the conditions of release are violated, the Parole Officer must take appropriate action.

Presence in the community allows the Parole Officer to become familiar with the services and resources which the neighborhood contains. Through their familiarity with the surrounding community, the officer can expedite the reintegration of the offender by linking offenders with particular needs to relevant services.

Beginning in FY 85-86, the Division implemented Differential Supervision which was a unique approach to community supervision caseload management. The concept targets resources on parolees with the highest levels of need for surveillance and social services in an attempt to meet the agency's goals of community protection and parolee reintegration. Allocation of these resources is based on a model of risk management under which newly released parolees are placed on Intensive caseloads which require extensive contact standards and reduced caseload size. After 15 months parolees are moved to larger, Regular caseloads when their potential threat to the community and level of service needs have been reduced.

There were 40,771 individuals under community parole supervision during fiscal year 1988-89, as reflected in Table 3. This represented an increase of 8% over the previous year's figure of 37,868. Parole Board releases from state correctional facilities increased from 13,633 during fiscal 1987-88 to 14,822 during fiscal 1988-89. Statistics reflecting median time-served of those released by the Parole Board have remained very consistent over the years.

Table 3: Parolee Movement And Census For Years
1987-1988 And 1988-1989

| Movement/Census | 1987-1988 | 1988-1989 |
|--|-----------|-----------|
| April 1 Active Parolees | 20,959 | 22,918 |
| State Inmates Released By Board <u>A/</u> | 13,633 | 14,822 |
| State Inmates Released by CR | 2,363 | 2,238 |
| Local Inmates Released by Board | 301 | 220 |
| Cooperative Parolee Agreement from Other States | 439 | 457 |
| Juvenile Offenders Released | 173 | 116 |
| Total Inmates Released to Parole Supervision <u>B/</u> | 16,909 | 17,853 |
| Total Caseload Removals (Discharges and Returns) <u>C/</u> | 13,799 | 15,279 |
| Dynamic Population for Year <u>D/</u> | 37,868 | 40,771 |
| March 31 Active Parolees | 22,918 | 23,424 |
| Delinquent Parolees <u>E/</u> | 7,457 | 9,241 |
| Total End of Year Caseload (March 31) | 30,375 | 32,665 |

A/ These individuals were actually released from state prison during the given fiscal year. The total number of releasees should not be confused with the number of inmates granted release by the Parole Board during the same year. Release interviews are done two months in advance, so that the number of actual releases is usually less than the number of inmates granted release by the end of a year. Moreover, inmates granted release in March, which is the close of the fiscal year, would be counted as releasees in the new fiscal year.

B/ This includes cases released to supervision both within and out-of-state.

C/ Removals include parolees discharged from parole supervision by expiration of maximum sentence, death, Board action, court order and prison returns.

D/ Dynamic population is the cumulative number of parolees under supervision during all or any part of the year.

E/ Delinquents are those parolees carried by parole officers who are either in the stages of the violation process or are absconders. Not all delinquents in the violation process will have their parole revoked.

Outcome of Parole Supervision

The primary goals of the Division of Parole are to assist offenders released from correctional institutions to adjust to community life, and to provide community protection by preventing these individuals from re-engaging in criminal behaviors.

Parole Officers carry out these goals by supervising parolees in the community, coordinating the delivery of available social services, and helping to motivate and guide the parolees towards a more positive lifestyle. However, one must realize that not all persons will abide by their conditions of release. The Division must, therefore, fulfill the goal of community protection by returning a violator to prison.

A violation of parole occurs when an individual under supervision violates the conditions of parole in an important respect. These conditions are agreed to in writing by an inmate upon release from prison to community parole supervision. They stipulate, for example, that if the releasee absconds from supervision or re-engages in criminal activity, his/her parole is subject to revocation. The individual may consequently be returned to prison following a series of due process hearings.

In the 1988-89 period, 17% of all parolees under supervision during the year were returned to prison by the courts for committing new crimes or by the Parole Board for violating the rules of parole (e.g., absconding, or illegal use of drugs). Table 4 provides a more detailed analysis of the parole success rate.

Table 4: Outcome of Parole Supervision

| Outcome Measure | 1987-1988 <u>A/</u> | 1988-1989 <u>B/</u> |
|--|---------------------|---------------------|
| Rate of Parolees Returned to Prison with New Court Conviction During Year | 4% (N=1,600) | 4% (N=1,781) |
| Rate of Parolees Returned to Prison for Violating Conditions of Parole During Year | 11% (N=4,106) | 12% (N=4,958) |
| Total Rate of Prison>Returns During Year | 15% (N=5,706) | 17% (N=6,739) |

A/ Rates computed on basis of dynamic population of 37,868 parolees during April 1, 1987 through March 31, 1988.

B/ Rates computed on basis of dynamic population of 40,771 parolees during April 1, 1988 through March 31, 1989.

In view of the data in Table 4, the parole success rate can be measured in several different ways.

In terms of total number of parolees not returned to prison, the success rate was 85% in 1987-88 and 83% in 1988-89. These results are an indication of the Division's overall performance in deterring parolee crime and reincarceration.

From the point of view of enforcing the rules of parole, parolees returned to prison for rule violations cannot really be considered "failures" in the same sense as those who were returned for new criminal convictions. For example, absconding from supervision is less serious than committing a violent offense. But, more importantly, a prison return based on a rule violation decreases the chances of a parolee being a threat to community safety. Given this, the success rate was actually 96% for fiscal year 1987-88 and 1988-89.

Using the most rigorous definition of success, those parolees in an active reporting status, the success for 1987-88 was 72%; in 1988-89 it was 69%. This measure excludes parolees in either an incarcerative or absconder status. It is important to note that not all of these incarcerated or absconder parolees will have their parole revoked or even enter the violation process.

BOARD MEMBERS

ANGELO PETROMELIS, Chairman
 DIANE McGRATH-McKECHNIE
 GENNARO A. FISCHETTI



STATE OF NEW YORK
 EXECUTIVE DEPARTMENT
CRIME VICTIMS BOARD

The Crime Victims Board (CVB) was established August 1, 1966 to provide monetary compensation to eligible crime victims. Since 1966 numerous legislative enactments have expanded eligibility and award criteria which have enabled the CVB to provide a wide array of assistance to crime victims and witnesses.

By statute the CVB is mandated as the "payer of last resort". Compensation able to be provided to crime victims, not necessarily physically injured, includes but is not limited to awards for: unlimited, unreimbursed medical expenses including the cost of necessary counseling expenses for victims and appropriate family members; unreimbursed loss of earnings/support up to a weekly maximum of \$400 until an aggregate of \$30,000 is reached; unreimbursed funeral expenses to a maximum of \$2,500; the cost to repair or replace items of essential personal property up to \$500; unlimited, unreimbursed occupational or vocational rehabilitative needs; the cost of residing at or utilizing the services of a domestic violence shelter; and lastly, the payment of reasonable attorney's fees up to \$1,000. As a result of a Governor's initiative that was enacted in 1989, the survivors of police officers slain in the line of duty as a direct result of a crime are able to receive reimbursement for reasonably incurred burial expenses without regard to financial difficulty.

In fiscal year 1986-87, the CVB witnessed a dramatic increase in claims filed by crime victims attributable to two main factors: 1) the enactment of Chapter 688, Laws of 1985 which made significant enhancements to eligibility and award criteria; and, 2) a New York City-wide police notification program which provided information on the existence of and benefits available from the CVB. In the following fiscal years, the increase in claims filed by crime victims has been at a rate consistent with other increases experienced before Chapter 688 became effective.

CLAIMS ACCEPTED, FISCAL YEAR 1981-89

| <u>FISCAL YEAR</u> | <u>DEATH</u> | <u>PERSONAL INJURY</u> | <u>ESSENTIAL PERSONAL PROPERTY</u> |
|--------------------|--------------|----------------------------|--|
| 1981-82 | 1,082 | 7,039 | N/A |
| 1982-83 | 1,115 | 6,919 | N/A |
| 1983-84 | 1,086 | 7,262 | N/A |
| 1984-85 | 1,101 | 9,413 | N/A |
| 1985-86 | 1,132 | 9,334 | 3,012 |
| 1986-87 | 1,348 | 13,573 | 6,448 |
| 1987-88 | 1,413 | 12,973 | 8,060 |
| 1988-89 | 1,560 | 14,864 | 8,984 |
| 1989-90 | 1,718 | 14,496 | 10,675 |

**CLAIMS ACCEPTED BY AGE AND SEX
FISCAL YEAR 1989**

| AGE | MALE | FEMALE |
|--------------|---------------|---------------|
| 0-18 | 1,239 | 816 |
| 19-31 | 4,555 | 2,169 |
| 32-60 | 5,042 | 3,155 |
| 60+ | 3,419 | 5,755 |
| Unknown | 423 | 316 |
| TOTAL | 14,678 | 12,211 |

**CLAIMS ACCEPTED BY CRIME TYPE
FISCAL YEAR 1981-89**

| | 81-82 | 82-83 | 83-84 | 84-85 | 85-86 | 86-87 | 87-88 | 88-89 | 89-90 |
|------------------------|--------------|--------------|--------------|---------------|---------------|---------------|---------------|---------------|---------------|
| Stabbed | 996 | 1,038 | 987 | 955 | 971 | 1,321 | 1,119 | 1,020 | 662 |
| Shot | 1,188 | 1,066 | 920 | 906 | 955 | 1,003 | 1,083 | 1,318 | 849 |
| Misc. Assaults | 4,349 | 4,233 | 4,747 | 6,835 | 6,527 | 10,017 | 9,333 | 11,057 | 12,121 |
| Murder | 1,082 | 1,116 | 1,086 | 1,101 | 1,132 | 1,348 | 1,413 | 1,560 | 1,718 |
| Rape and Sex. Abuse | 426 | 474 | 532 | 620 | 697 | 829 | 868 | 981 | 604 |
| Motor Veh. | 80 | 7 | 76 | 105 | 184 | 411 | 461 | 488 | 260 |
| Larceny | N/A | N/A | N/A | N/A | 3,012 | 6,448 | 8,168 | 8,984 | 10,675 |
| TOTAL | 8,121 | 8,034 | 8,348 | 10,511 | 13,478 | 21,377 | 22,445 | 25,408 | 26,889 |

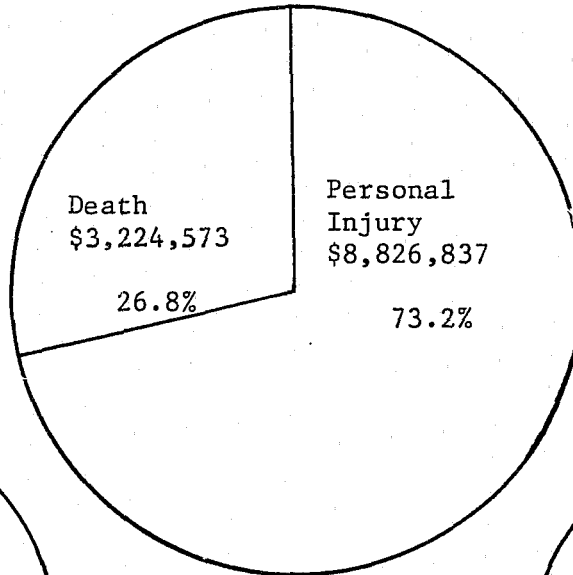
CLAIM ACTIVITY WORKLOAD SUMMARY
FISCAL YEAR 1967-89

| Fiscal Year | Claims Accepted | Payments to Victims | Decisions Rendered* | Awards* |
|-------------|-----------------|---------------------|---------------------|---------|
| 1967 | 196 | \$55,665 | 99 | 43 |
| 1968 | 519 | \$386,585 | 422 | 220 |
| 1969 | 929 | \$678,220 | 965 | 372 |
| 1970 | 1,594 | \$1,243,174 | 1,237 | 512 |
| 1971 | 1,896 | \$1,407,277 | 1,698 | 618 |
| 1972 | 1,762 | \$1,848,500 | 2,250 | 824 |
| 1973 | 2,065 | \$1,835,000 | 2,137 | 891 |
| 1974 | 2,341 | \$2,871,337 | 2,697 | 1,074 |
| 1975 | 3,119 | \$2,979,225 | 2,837 | 1,097 |
| 1976 | 4,250 | \$3,228,667 | 4,054 | 1,510 |
| 1977 | 4,914 | \$4,313,078 | 5,027 | 1,764 |
| 1978 | 5,834 | \$5,357,802 | 6,855 | 2,458 |
| 1979 | 7,245 | \$5,632,305 | 7,530 | 2,617 |
| 1980 | 8,573 | \$5,750,548 | 8,838 | 2,952 |
| 1981 | 8,121 | \$6,357,822 | 8,932 | 2,934 |
| 1982 | 8,034 | \$6,468,847 | 9,140 | 3,088 |
| 1983 | 8,348 | \$8,807,474 | 8,807 | 3,309 |
| 1984 | 10,511 | \$7,033,465 | 10,117 | 3,483 |
| 1985 | 13,478 | \$7,813,274 | 13,637 | 5,188 |
| 1986 | 21,377 | \$11,271,107 | 20,630 | 8,324 |
| 1987 | 22,445 | \$11,196,519 | 24,368 | 9,263 |
| 1988 | 25,408 | \$11,711,500 | 23,197 | 9,491 |
| 1989 | 26,889 | \$12,051,410 | 26,795 | 11,114 |

* These figures include amended and review decisions


DIVISION OF AWARDS

Total: \$12,051,410




PERSONAL INJURY

Total: \$8,826,837



DEATH


Total: \$3,224,573



CLAIMANTS AND SUPPLIERS

Total: \$12,051,410

Essential Property
\$1,694,381
19.2%



Essential Property
\$1,694,381
14.1%

Funeral
\$1,862,326
15.4%

Decision Medical
\$1,903,348

Additional Medical
\$2,626,652

Medical
\$7,575
.2%

1989

CRIME AND JUSTICE ANNUAL REPORT

A product of the Bureau of Criminal Justice Statistical Services.

RICHARD ROSEN
Chief

ROBERT GIBLIN
Editor

UNIFORM CRIME REPORTING UNIT

ROBERT GIBLIN, Program Manager

CORNELIA JONES, Supervisor
DARRELL ALLEN
JOHN BARNA
LYNNE FERLUGE
JOAN LIPSCOMB

FELONY PROCESSING UNIT

JOHN LYONS, Program Manager

BRUCE LESTER, Supervisor
ALICE CZUBERNAT
DONNA DEVOE
LAURA RAMUNDO
LORETTA THISSE

With special thanks to the following people for their help and support:

FIELD SERVICES AND AUDIT UNIT

FRANK BURY, Director
DINEEN DALE
THOMAS EDER
CLIFFORD ENGLISH
GERALD SACCO
WERNER SCHMIDTMANN

TECHNICAL SERVICES

PATRICIA ZABINSKI, Director

CARL RISCH, Supervisor-
Stats/Special Projects Unit

DAVE KRATZ

BUREAU OF CRIMINAL JUSTICE STATISTICAL SERVICES

MARK CIMRING
MARGE COHEN
PATRICIA GILLETT
PAMELA RAMAHLO

SPECIAL STENOGRAPHIC ASSISTANCE

JOAN BURGESS
LINDA COLONNO
CAROL KING