


142842

DAWN

Summary Data
From The
South Dakota
Drug Abuse

Warning Network



July 1, 1992 - December 31, 1992

S.D. Attorney General's
Task Force on Drugs

**SOUTH DAKOTA ATTORNEY GENERAL'S TASK FORCE ON DRUGS
STATE AND LOCAL ASSISTANCE FOR NARCOTICS CONTROL PROGRAM**

**UNDER THE
STATE AND LOCAL LAW ENFORCEMENT ASSISTANCE ACT OF 1986
ANTI-DRUG ABUSE ACT OF 1986, PUBLIC LAW 99-570
AND UNDER THE
STATE AND LOCAL LAW ENFORCEMENT ASSISTANCE PROGRAMS
ANTI-DRUG ABUSE ACT OF 1988, PUBLIC LAW 100-690**

SOUTH DAKOTA CRIMINAL STATISTICS ANALYSIS CENTER

SOUTH DAKOTA DRUG ABUSE WARNING NETWORK (DAWN)

**SUMMARY DATA
FOR THE PERIOD OF
JULY 1, 1992 - DECEMBER 31, 1992**

APRIL 30, 1993

This project was supported by Grant Number 91-DB-CX-0046 awarded by the Bureau of Justice Assistance, Office of Justice Programs, U.S. Department of Justice. Points of view or opinions stated in this document are those of the authors and do not necessarily represent the official position of the United States Department of Justice. Seventy-five percent (75%) of the cost of this publication has been provided through the grant referenced above, which amount to \$95.72 for this publication. One-hundred (100) copies of this document were printed by the South Dakota Attorney General's Task Force on Drugs at a cost of \$1.28 per document for a total cost of \$127.62.

State (SDCL20-13) and Federal (Title VI or Civil Rights Act of 1964, the Rehabilitation Act of 1973 as amended, and the Americans With Disabilities Act of 1990) laws require that the Attorney General's Task Force on Drugs provide services to all persons without regard to race, color, creed, religion, sex, disability, ancestry, or national origin.

**U.S. Department of Justice
National Institute of Justice**

142843

This document has been reproduced exactly as received from the person or organization originating it. Points of view or opinions stated in this document are those of the authors and do not necessarily represent the official position or policies of the National Institute of Justice.

Permission to reproduce this ~~unpublished~~ material has been granted by

Public Domain/OJP/BJA

U.S. Department of Justice

to the National Criminal Justice Reference Service (NCJRS).

Further reproduction outside of the NCJRS system requires permission of the ~~author~~ owner.

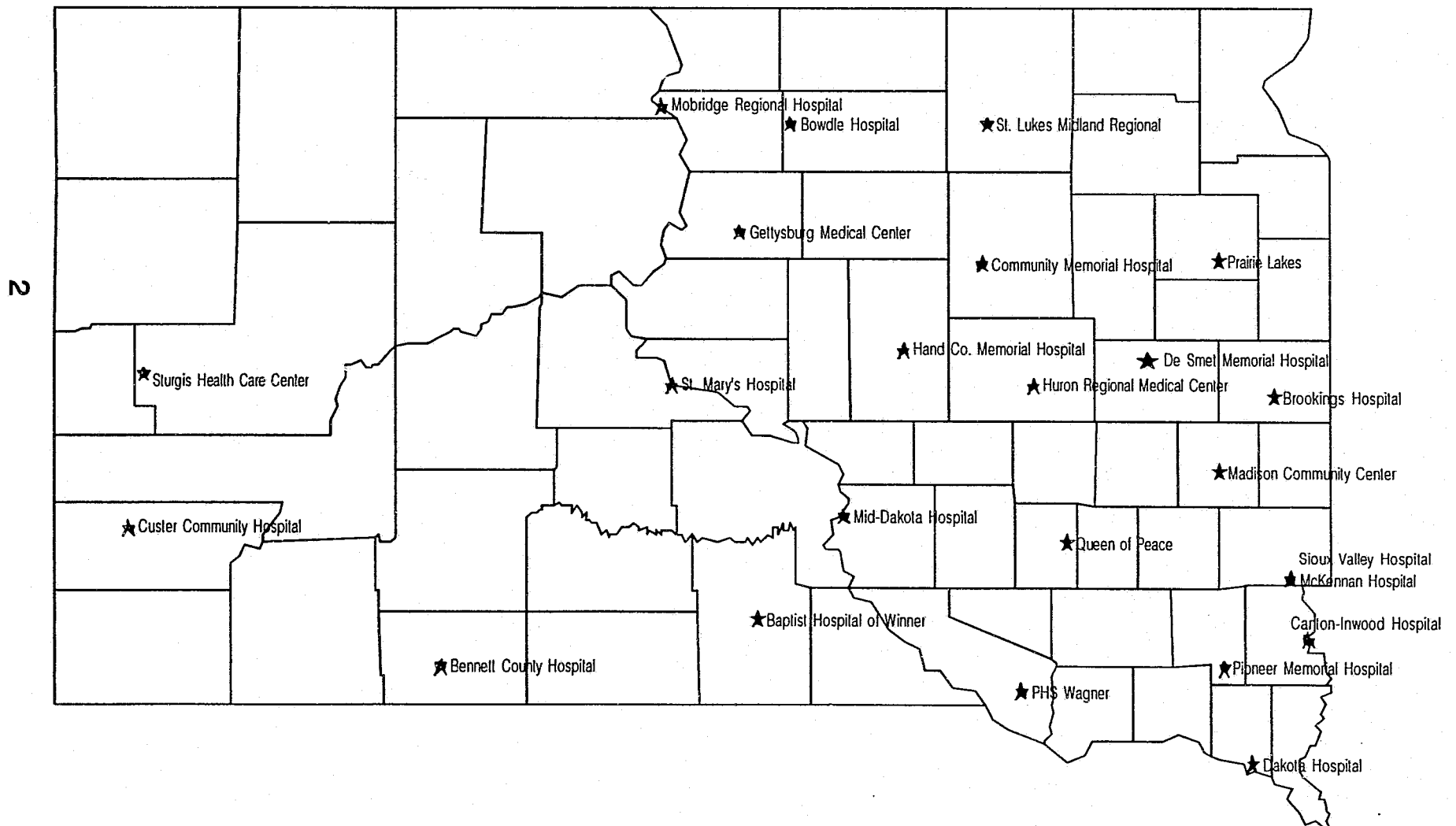
The following information constitutes the seventh semi-annual data summary from the South Dakota Drug Abuse Warning Network, or, DAWN. Data collection for this reporting period began July 1, 1992 and ended on December 31, 1992. Forms received by April 1, 1993 were included in this report. Any reports received after this date will, however, be included in the annual report to be done in June of 1993. Once again, please keep in mind that this data constitutes only a small cross-sectional sample of South Dakota's total drug abuse problem.

Listed below are statements which describe some noteworthy observations from the following statistical information. They are not intended to be, nor should they be construed to be, comprehensive based on this body of data.

- Of the 211 DAWN mentions in this reporting period, 148 or 70% involve females patients. Sixty-one or 30% of the mentions involved males. The percentage of female patients increased 8% over the previous reporting period.
- Suicide attempts are again the leading reason for taking substances. Seventy-eight percent (78%) of the mentions were related to suicide attempts or gestures. This figure remained the same as the last reporting period. The percentage of suicide attempts among males increased 4% while the percentage of attempts among females decreased 6%. The percentage among white males increased 14%.
- The overall percentage of overdoses increased 4%. Ninety-two percent of all mentions were overdoses compared to 88% for the last reporting period. Overdoses among males increased from 80% to 89%. The American Indian male population saw a 16% increase in the number of overdoses reported.
- The percentage of males admitted to the hospital increased 10% (From 70% to 80%).
- Again, the percentage of alcohol involvement decreased while the percentage of non-involvement increased. The percentage of unknown alcohol involvement remained unchanged.
- Eighty-seven percent (87%) of the White male population reported suicide attempt as the reason for taking a substance. Only 33% of the American Indian male population report this reason. However, 33% of the American Indian male population reported recreational use as their reason versus 0% among the White male population.
- The top twelve substances of abuse were: Acetaminophen, Aspirin, Ibuprofen, Clonazepam, Alprazolam, Fluoxetine, Propoxyphene, Benedryl, Lorazepam, Methamphetamine, Nortriptyline and Tylenol with Codeine.
- Non-narcotic analgesics were the most frequently reported substances abused in all age breakdowns. However, the use of tranquilizers among those in the 12-20 age group increased 80%. Antidepressants increased 50% in the 21-39 age group and tranquilizers decreased 47% among those in the 40-59 age group.

Hospitals Providing Data

July 1, 1992 - December 31, 1992

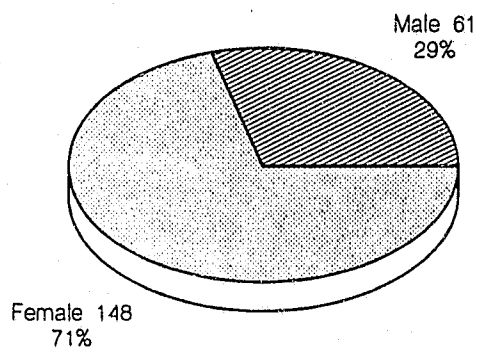


EMERGENCY ROOM DATA

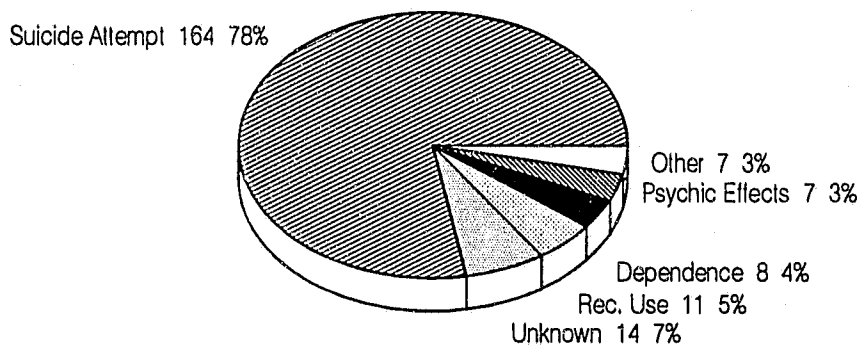
Total Number of Individuals

	Total		Male		Female	
	Number	Percent	Number	Percent	Number	Percent
INDIVIDUALS	211	100	61	100	148	100
RACE						
White	155	73	38	62	115	78
Black	1	<1	1	2	0	0
Hispanic	1	<1	1	2	0	0
American Indian	43	20	15	25	28	19
Unknown	11	5	6	10	5	3
REASON FOR TAKING SUBSTANCE						
Dependence	8	4	3	5	5	3
Suicide Attempt	164	78	41	67	121	82
Recreational Use	11	5	7	11	4	3
Psychic Effects	7	3	2	3	5	3
Unknown	14	7	7	11	7	5
Other	7	3	1	2	6	4
OVERDOSE/NO-OVERDOSE						
Overdose	194	92	54	89	138	93
No-Overdose	14	7	6	10	8	5
Unreported	3	1	1	2	2	1
DISPOSITION FROM E.R.						
Treated & Released	39	18	11	18	28	19
Admitted	170	81	49	80	119	80
Left Against Advice	2	1	1	2	1	<1
ALCOHOL INVOLVED						
Yes	71	34	29	48	42	28
No	108	51	27	44	80	54
Unknown	32	15	5	8	26	18
AVERAGE AGE	28		31		26	

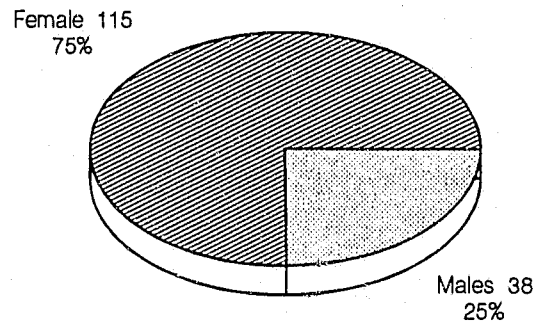
Breakdown According to Sex (Based on 211 Individual Mentions)



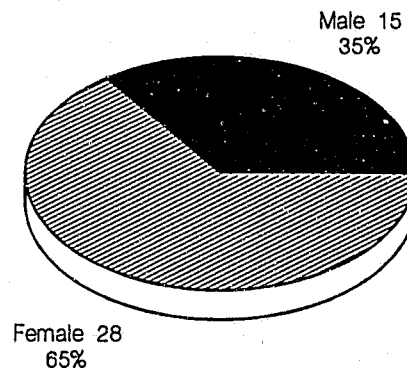
Reason For Taking Substance (Based on 211 Individual Mentions)



Breakdown According to Sex (Race: White)



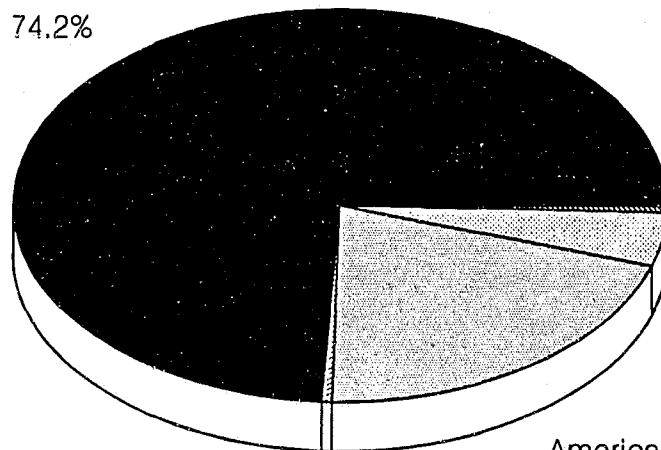
Breakdown According To Sex (Race: American Indian)



Breakdown According to Race

(Based on 211 Individual Mentions)

White 155 74.2%

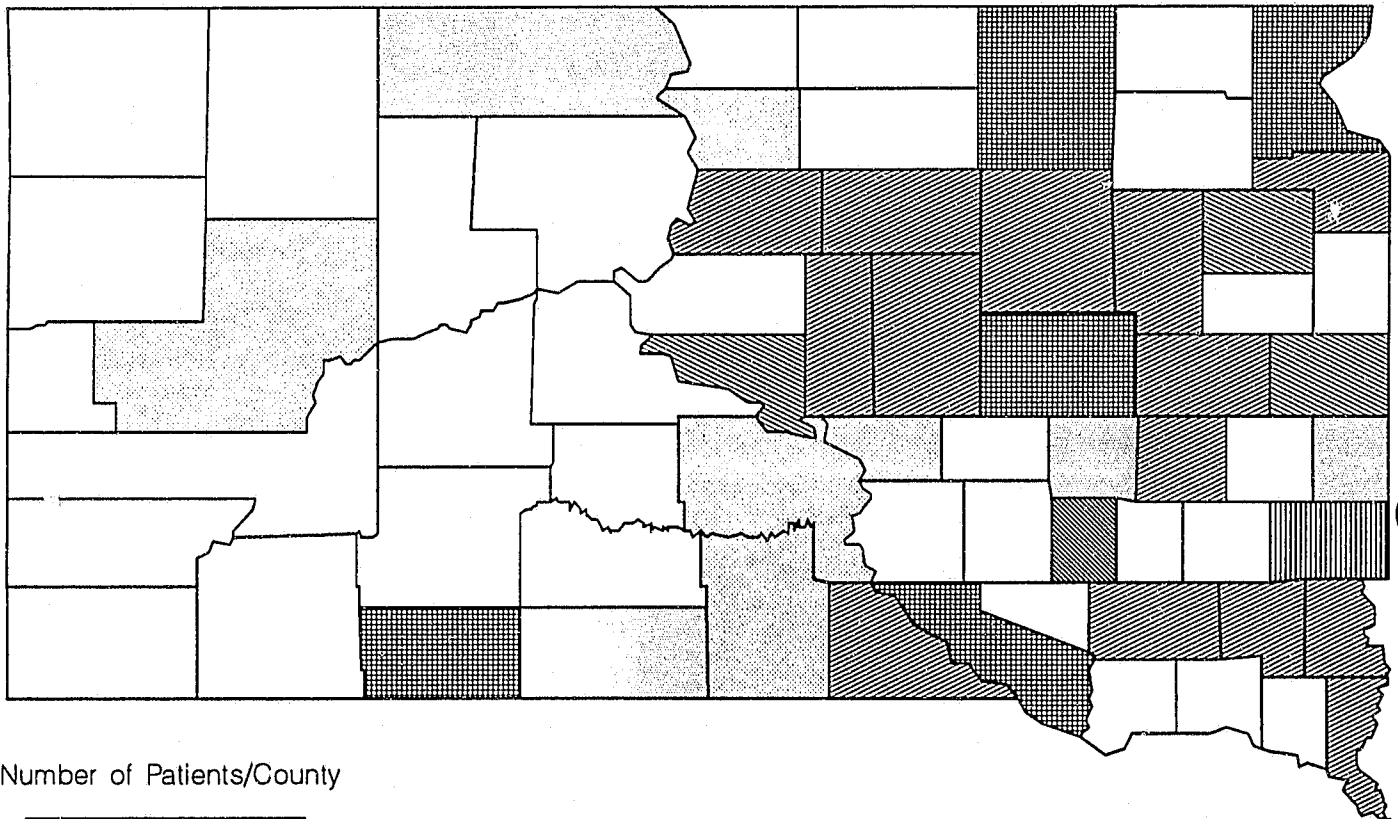


Hispanic 1 0.5%
Unknown 9 4.3%

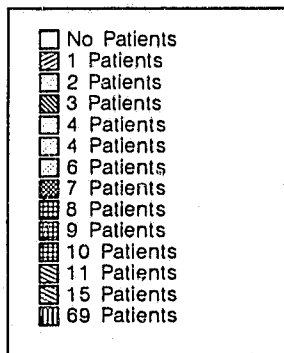
American Indian 43 20.6%

Black 1 0.5%

Patient Residence



Number of Patients/County



EMERGENCY ROOM DATA

Race: White

	Total		Male		Female	
	Number	Percent	Number	Percent	Number	Percent
INDIVIDUALS	155	100	38	100	115	100
REASON FOR TAKING SUBSTANCE						
Dependence	5	3	2	5	3	3
Suicide Attempt	132	85	33	87	97	84
Recreational Use	2	1	0	0	2	2
Psychic Effects	5	3	1	3	4	3
Unknown	6	4	2	5	4	3
Other	5	3	0	0	5	4
OVERDOSE/NO-OVERDOSE						
Overdose	146	94	34	89	110	95
No-Overdose	8	5	4	11	4	3
Unreported	1	<1	0	0	1	<1
DISPOSITION FROM E.R.						
Treated & Released	30	19	7	18	23	20
Admitted	125	81	31	82	92	80
ALCOHOL INVOLVED						
Yes	40	26	17	45	23	20
No	87	56	19	50	67	58
Unknown	28	18	2	5	25	22
AVERAGE AGE	28		32		27	

EMERGENCY ROOM DATA
Race: American Indian

	Total		Male		Female	
	Number	Percent	Number	Percent	Number	Percent
INDIVIDUALS	43	100	15	100	28	100
REASON FOR TAKING SUBSTANCE						
Dependence	3	7	1	7	2	7
Suicide Attempt	25	58	5	33	20	71
Recreational Use	7	16	5	33	2	7
Unknown	2	5	1	7	1	4
Other	6	14	3	20	3	11
OVERDOSE/NO-OVERDOSE						
Overdose	35	81	12	80	23	82
No-Overdose	6	14	2	13	4	14
Unreported	2	5	1	7	1	4
DISPOSITION FROM E.R.						
Treated & Released	5	12	1	7	4	14
Admitted	36	84	13	87	23	82
Left Against Advice	2	5	1	7	1	4
ALCOHOL INVOLVED						
Yes	25	58	8	53	17	61
No	15	35	5	33	10	36
Unknown	3	7	2	13	1	4
AVERAGE AGE	26		31		24	

Drug Groups (Top 16 Groups by Drug Name)

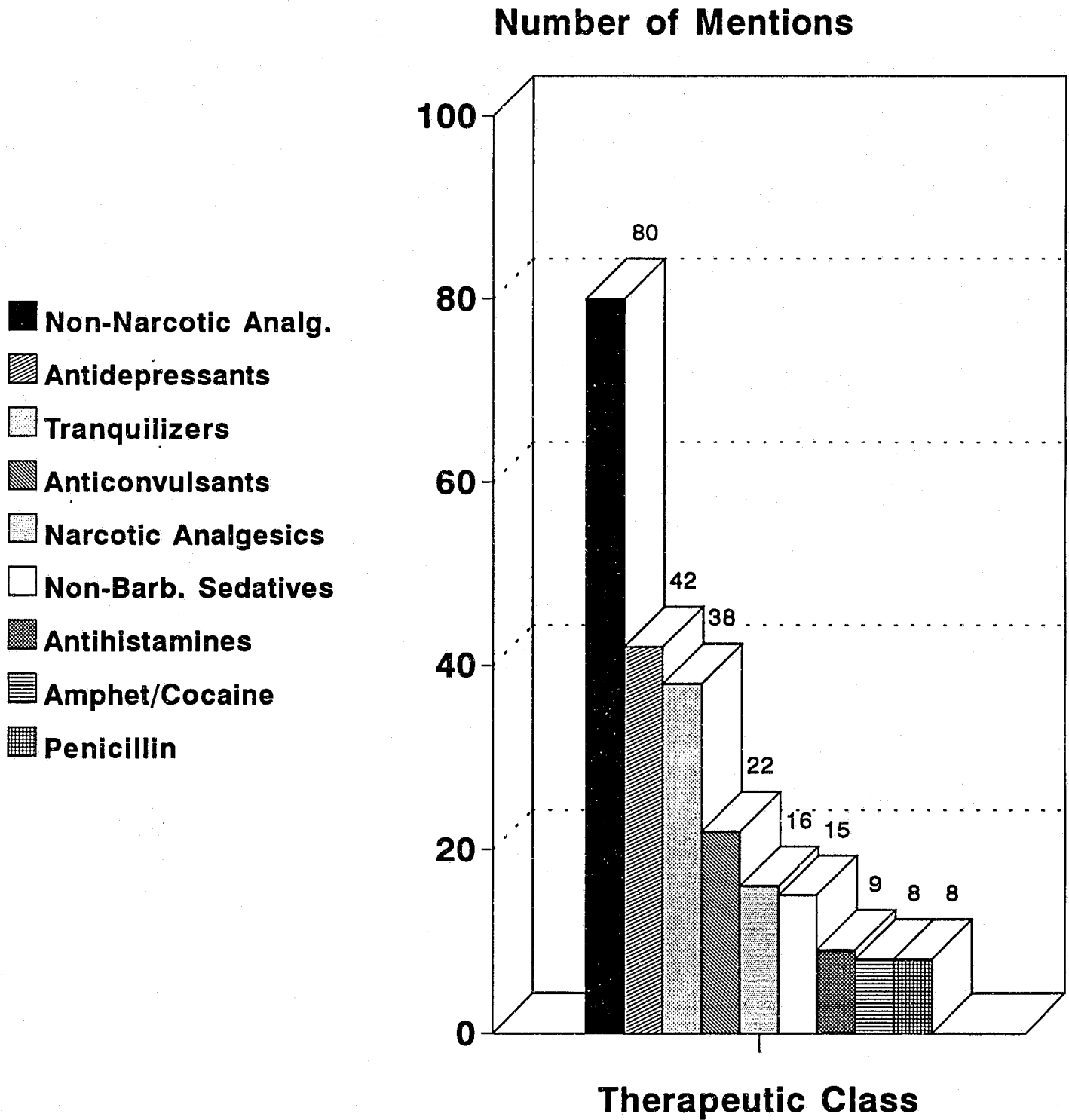
DRUG NAME	NUMBER OF MENTIONS	PERCENT OF TOTAL
Acetaminophen	29	8.9
Aspirin	20	6.2
Ibuprofen	19	5.8
Clonazepam	14	4.3
Alprazolam	11	3.4
Fluoxetine	11	3.4
Propoxyphene	7	2.2
Benedryl	6	1.8
Lorazepam	6	1.8
Methamphetamine	6	1.8
Nortriptyline	6	1.8
Tylenol with Codeine	6	1.8
Amitriptyline	5	1.5
Amoxicillin	5	1.5
Phenobarbital	5	1.5
Sominex	5	1.5

Drug Groups **(Top 9 Groups by Therapeutic Class)**

GROUP NAME	NUMBER OF MENTIONS	PERCENT OF TOTAL
Non-Narcotic Analgesics	80	24.6
Antidepressants	42	12.9
Tranquilizers	38	11.7
Anticonvulsants	22	6.8
Narcotic Analgesics	16	4.9
Non-Barbiturate Sedatives	15	4.6
Antihistamines	9	2.8
Amphetamines/Cocaine	8	2.5
Penicillin	8	2.5

Drug Groups

Nine Most Common Groups by Therapeutic Class

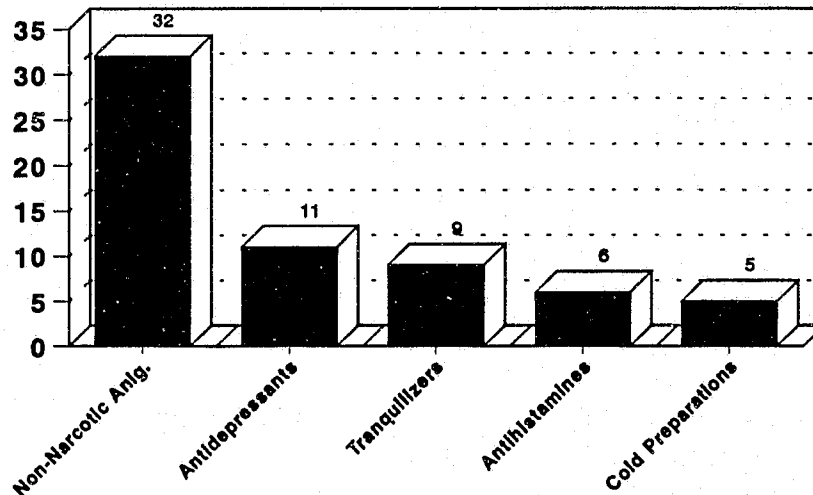


EMERGENCY ROOM DATA Breakdown By Age Group

	11 & UNDER		12-20		21-39		40-59		60 & OVER	
	#	%	#	%	#	%	#	%	#	%
INDIVIDUALS	2	100	74	100	99	100	34	100	2	100
SEX										
Male	0	0	14	19	34	34	11	32	2	100
Female	2	100	60	81	63	64	23	68	0	0
Unknown	0	0	0	0	2	2	0	0	0	0
RACE										
White	1	50	51	69	75	76	27	79	1	50
Black	0	0	0	0	1	1	0	0	0	0
Hispanic	0	0	0	0	1	1	0	0	0	0
American Indian	1	50	17	23	19	19	5	15	1	50
Unknown	0	0	6	8	3	3	2	6	0	0
REASON FOR TAKING SUBSTANCE										
Dependence	0	0	1	1	5	5	2	6	0	0
Suicide Attempt	2	100	52	70	78	79	31	91	1	50
Recreational Use	0	0	6	8	5	5	0	0	0	0
Psychic Effects	0	0	3	4	4	4	0	0	0	0
Unknown	0	0	7	9	5	5	1	3	1	50
Other	0	0	5	7	2	2	0	0	0	0
OVERDOSE/NO-OVERDOSE										
Overdose	2	100	70	95	87	88	33	97	2	100
No-Overdose	0	0	3	4	10	10	1	3	0	0
Unreported	0	0	1	1	2	2	0	0	0	0
DISPOSITION FROM E.R.										
Treated & Released	1	50	19	26	19	19	0	0	0	0
Admitted	1	50	54	73	79	80	34	100	2	100
Left Against Advice	0	0	1	1	1	1	0	0	0	0
ALCOHOL INVOLVED										
Yes	0	0	13	18	45	45	13	38	0	0
No	2	100	48	65	43	43	13	38	2	100
Unknown	0	0	13	18	11	11	8	24	0	0
AVERAGE AGE	*		17		29		46		63	

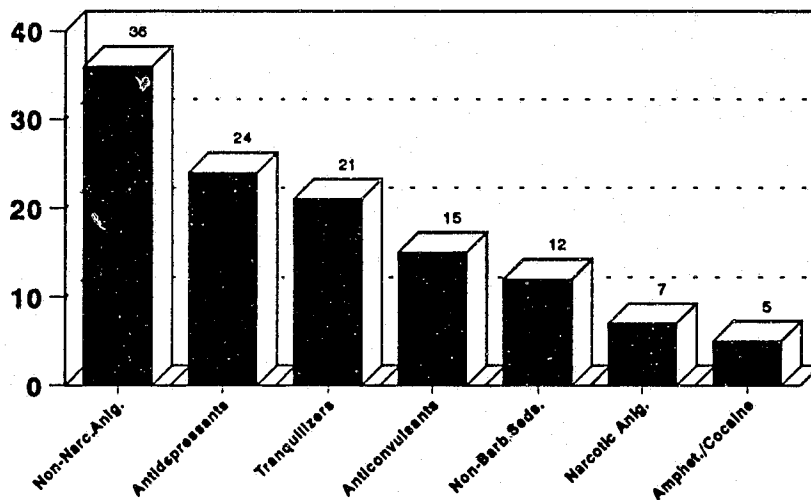
* Not Reported

Most Common Drug Groups Age Breakdown: 12-20



(103 Total Substances Mentioned)

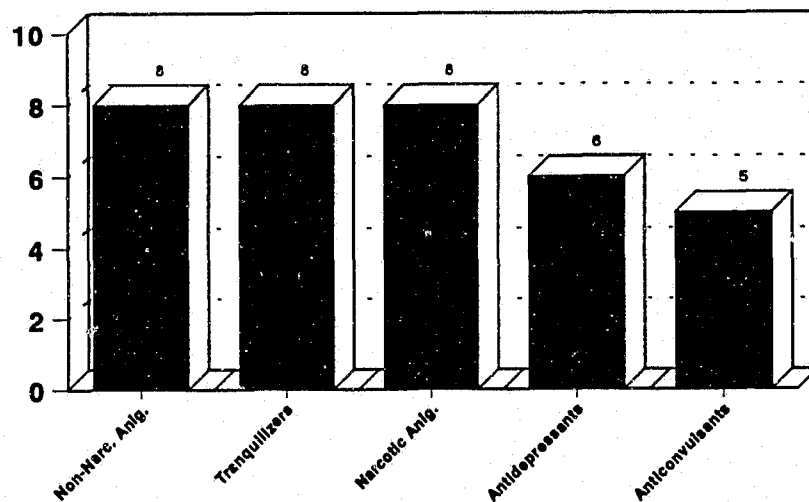
Most Common Drug Groups Age Breakdown: 21-39



(163 Total Substances Mentioned)

Most Common Drug Groups

Age Breakdown: 40-59



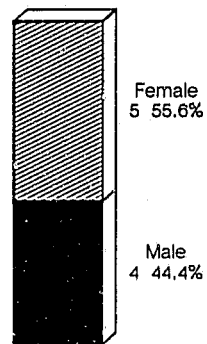
(53 Total Substances Mentioned)

Breakdown By Hospital

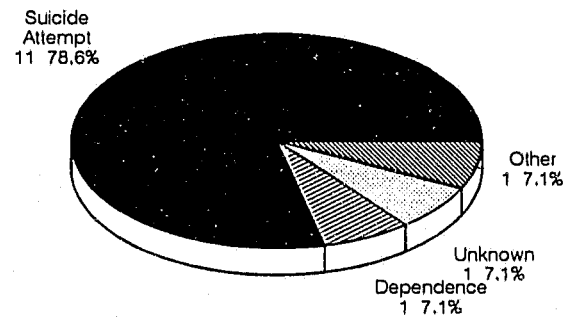
St. Lukes Midland Regional, Aberdeen

SDH100

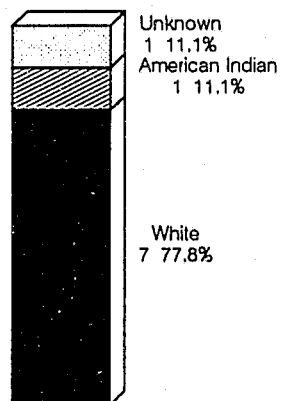
Sex of Individuals



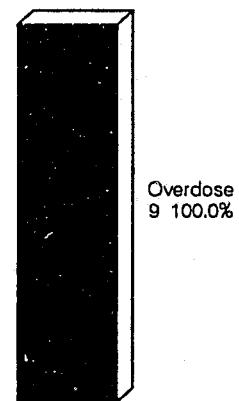
Reason for Taking Substance



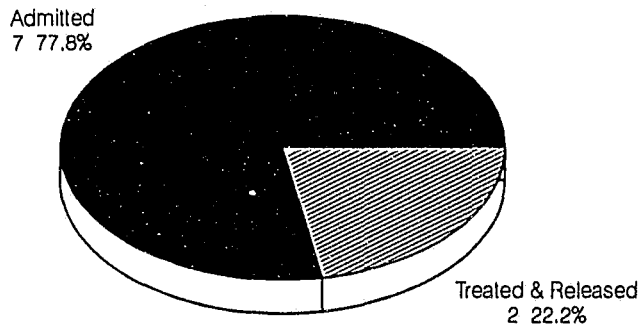
Race of Individuals



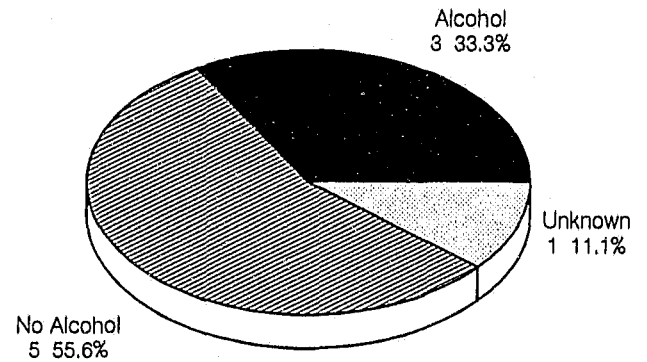
Overdoses



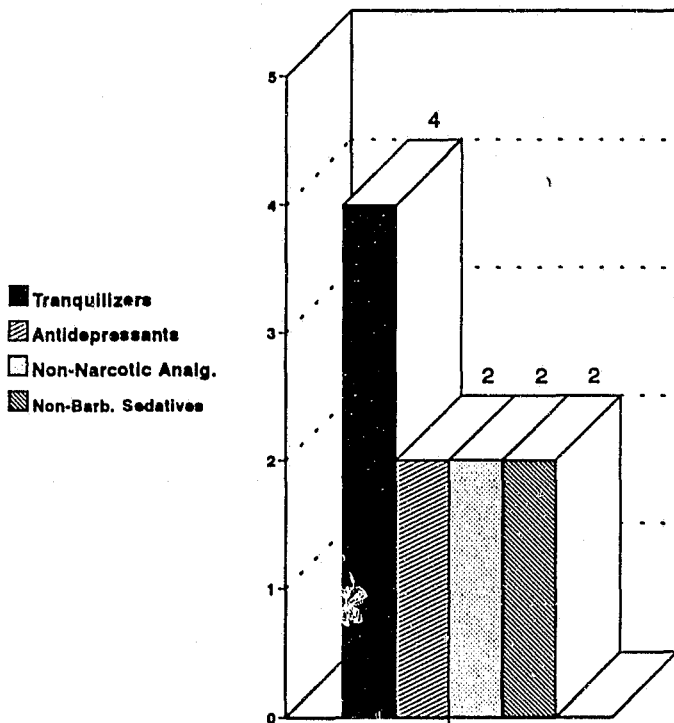
Disposition from Emergency Room



Alcohol Involvement



Type of Substance Mentioned

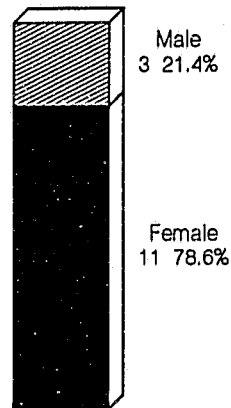


Average Age of Emergency Room Visit was 30.

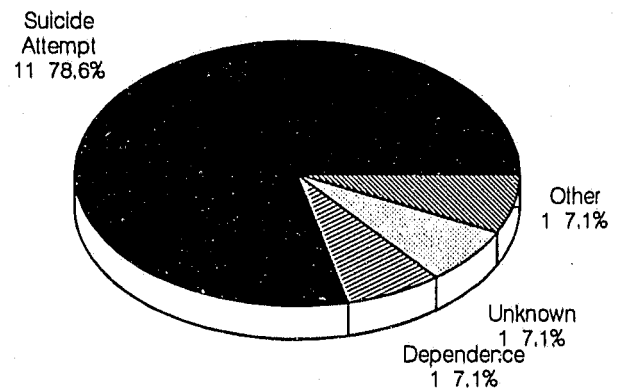
(15 Total Substances Mentioned)

Brookings Hospital SDH110

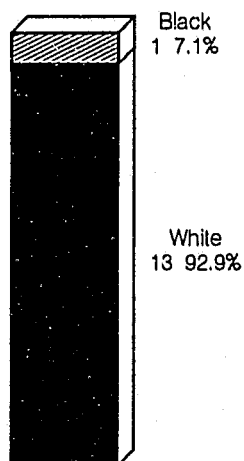
Sex of Individuals



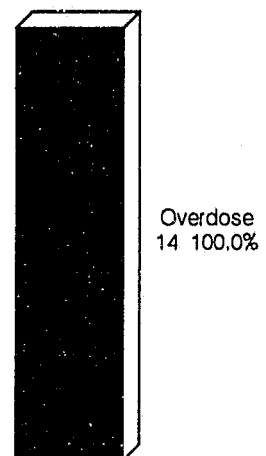
Reason for Taking Substance



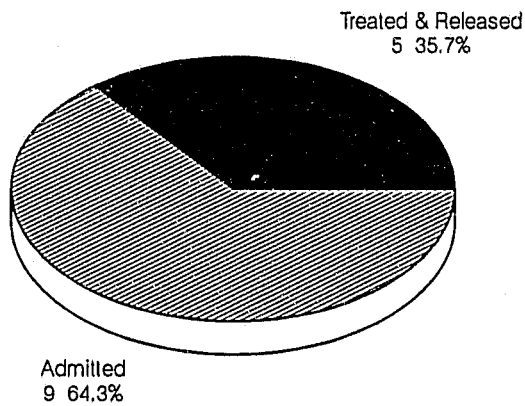
Race of Individuals



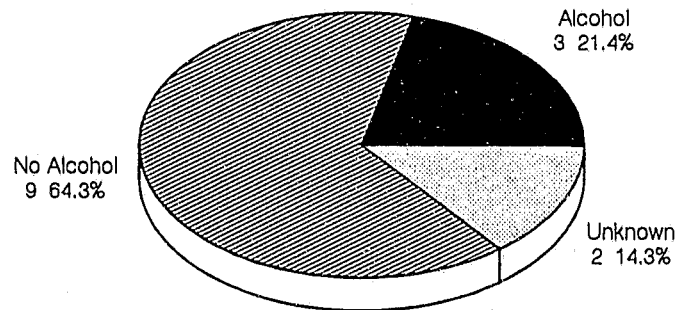
Overdoses



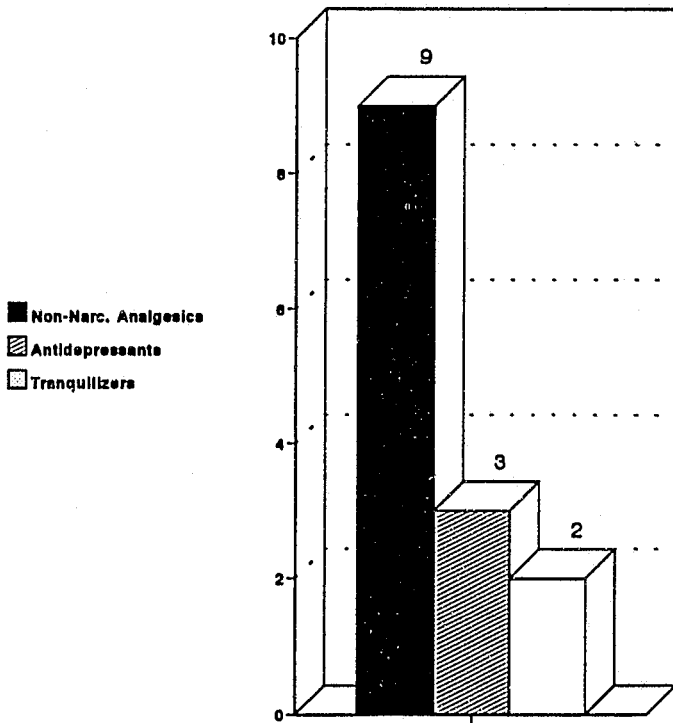
Disposition from Emergency Room



Alcohol Involvement



Type of Substance Mentioned

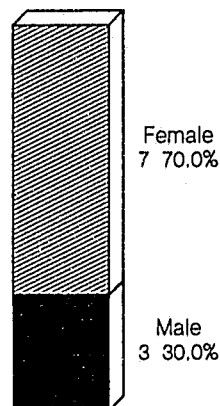


Average Age of Emergency Room Visit was 23.

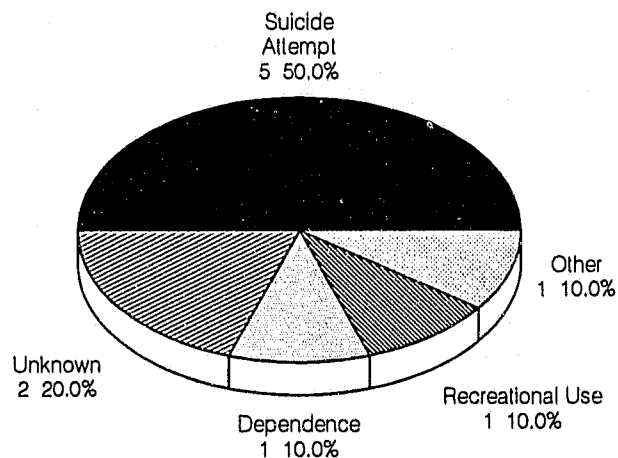
(22 Total Substances Mentioned)

Mid-Dakota Hospital, Chamberlain SDH120


Sex of Individuals




Reason for Taking Substance




Race of Individuals



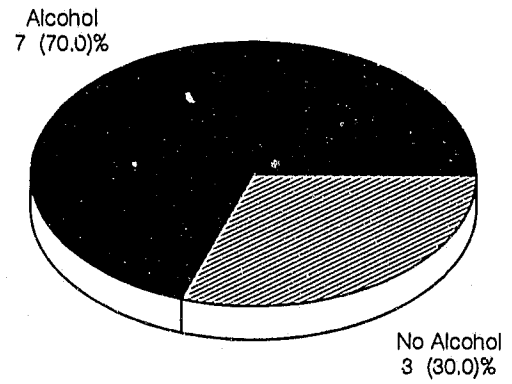
Overdoses



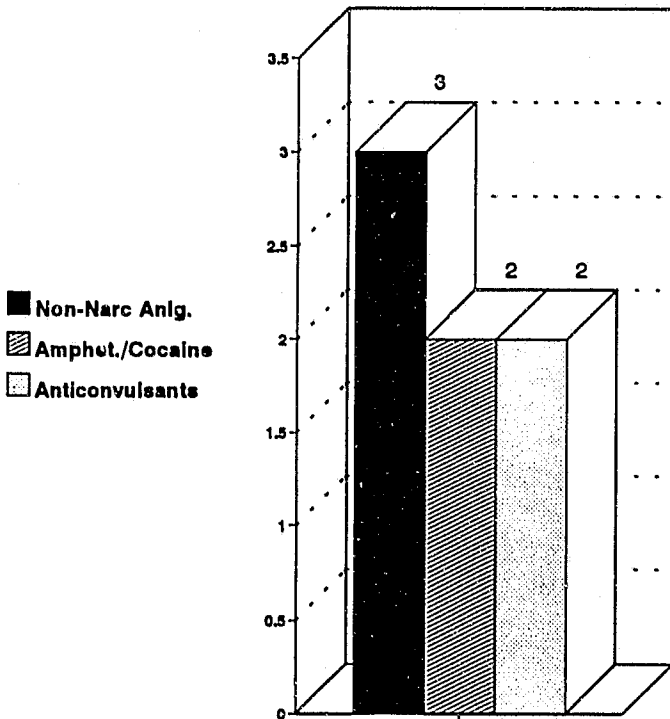
Disposition from Emergency Room



Alcohol Involvement



Type of Substance Mentioned




Average Age of Emergency Room Visit was 32.

(12 Total Substances Mentioned)


Huron Regional Medical Center SDH140

Sex of Individuals




Reason for Taking Substance

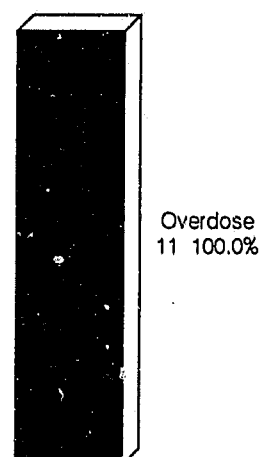
Suicide Attempt
11 100.0%



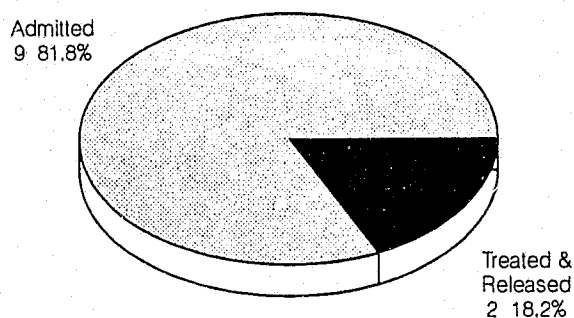
Race of Individuals



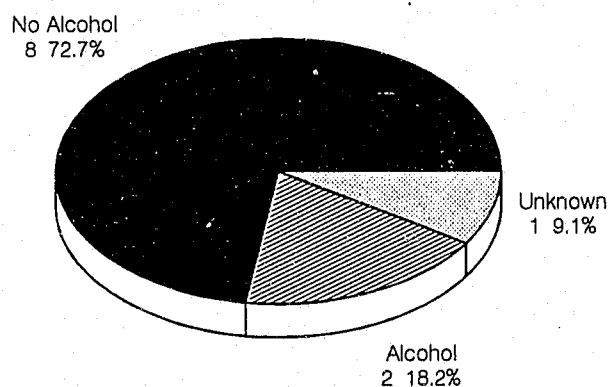
Overdoses



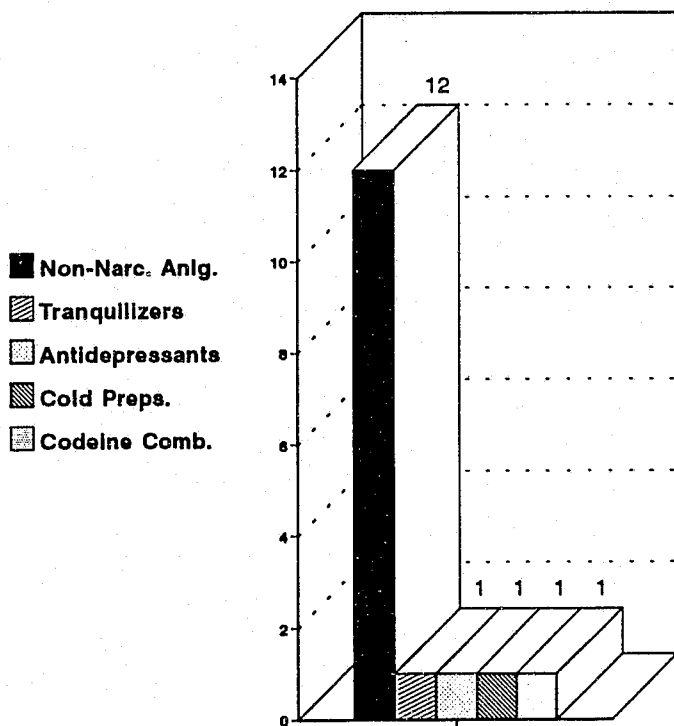
Disposition from Emergency Room



Alcohol Involvement



Type of Substance Mentioned

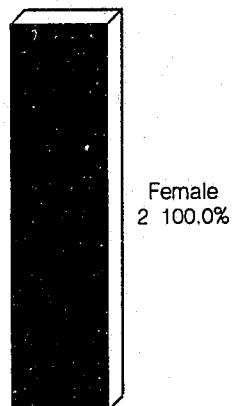


Average Age of Emergency Room Visit was 26.

(17 Total Substances Mentioned)


Madison Community Hospital SDH150

Sex of Individuals




Reason for Taking Substance

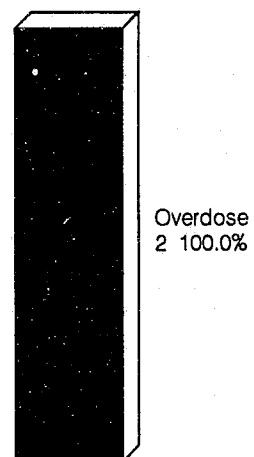
Suicide
Attempt
2 100.0%



Race of Individuals




Overdoses




Disposition from Emergency Room

Admitted
2 100.0%



Alcohol Involvement

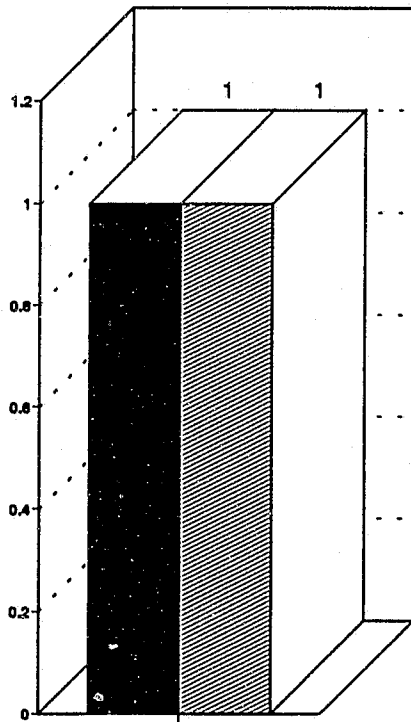
No Alcohol
1 50.0%



Alcohol
1 50.0%

Type of Substance Mentioned

■ Antidepressants
▨ Multi-Vitamins

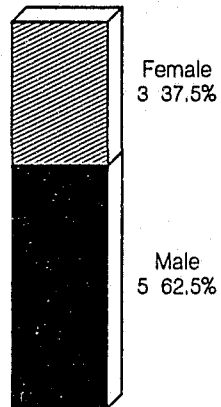


Average Age of Emergency Room Visit was 30.

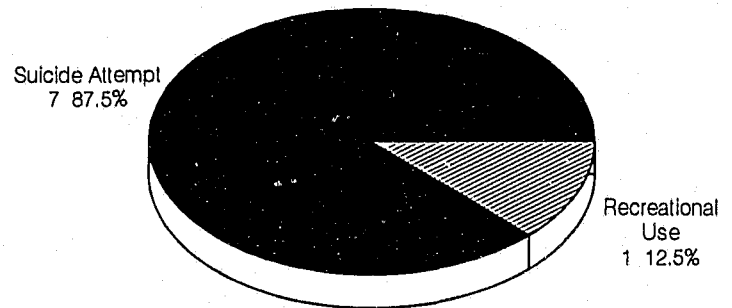
(2 Total Substances Mentioned)

Queen of Peace, Mitchell SDH160

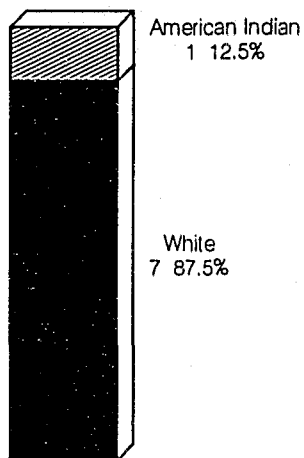
Sex of Individuals



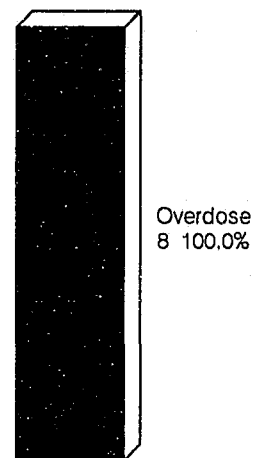
Reason for Taking Substance



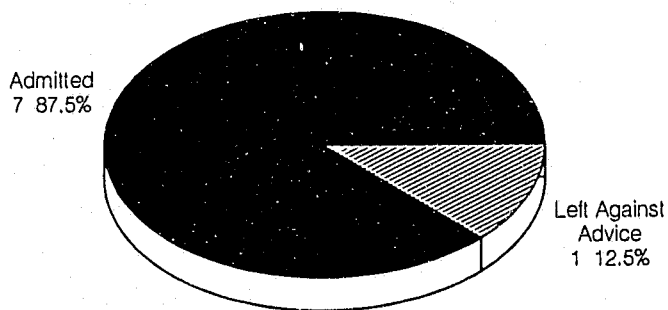
Race of Individuals



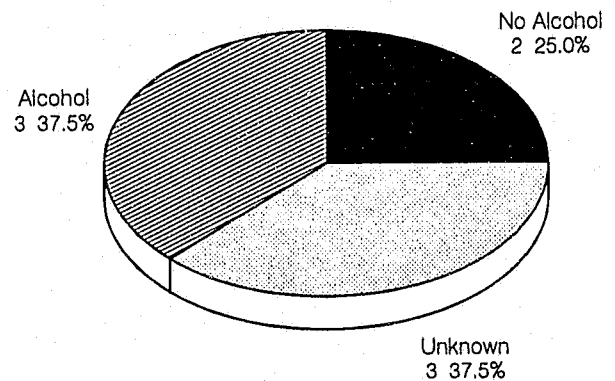
Overdoses



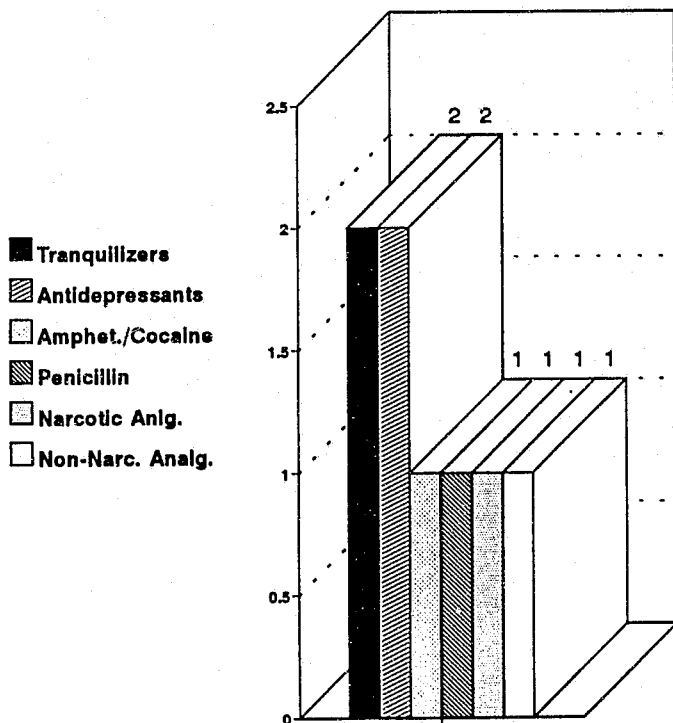
Disposition from Emergency Room



Alcohol Involvement



Type of Substance Mentioned




Average Age of Emergency Room Visit was 37.

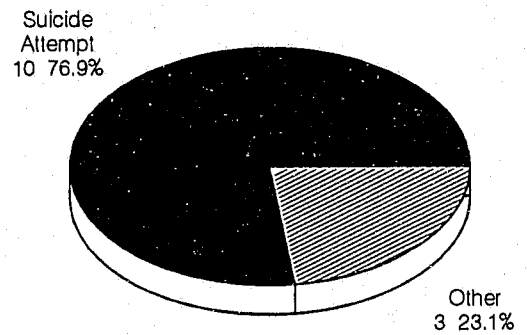
(6 Total Substances Mentioned)

St. Mary's Hospital, Pierre SDH170

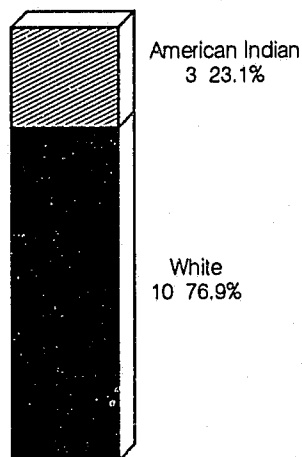
Sex of Individuals




Reason for Taking Substance



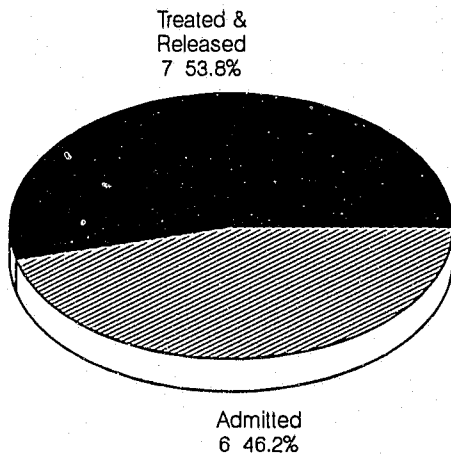
Race of Individuals




Overdoses



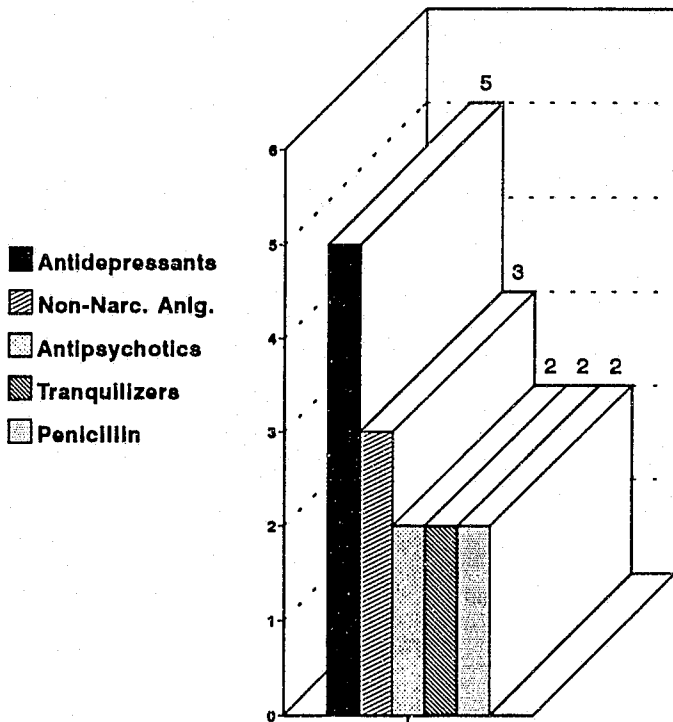
Disposition from Emergency Room



Alcohol Involvement




Type of Substance Mentioned




Average Age of Emergency Room Visit was 23.

McKenna Hospital, Sioux Falls SDH210


Sex of Individuals




Reason for Taking Substance



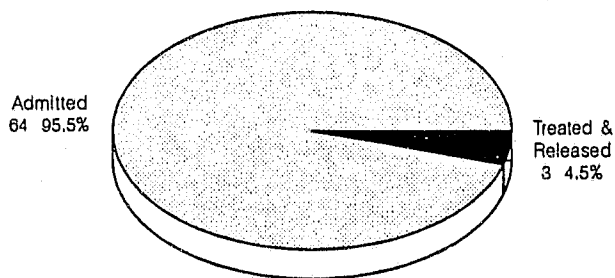
Race of Individuals



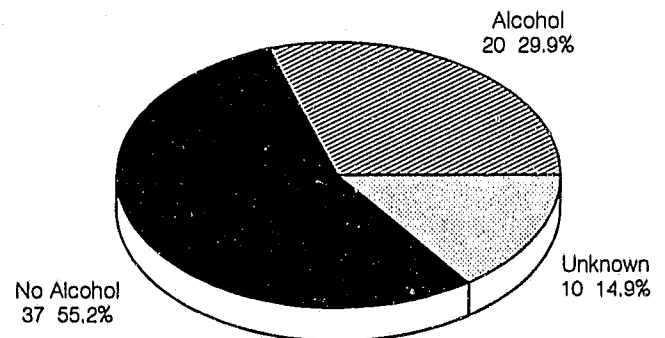
Overdoses



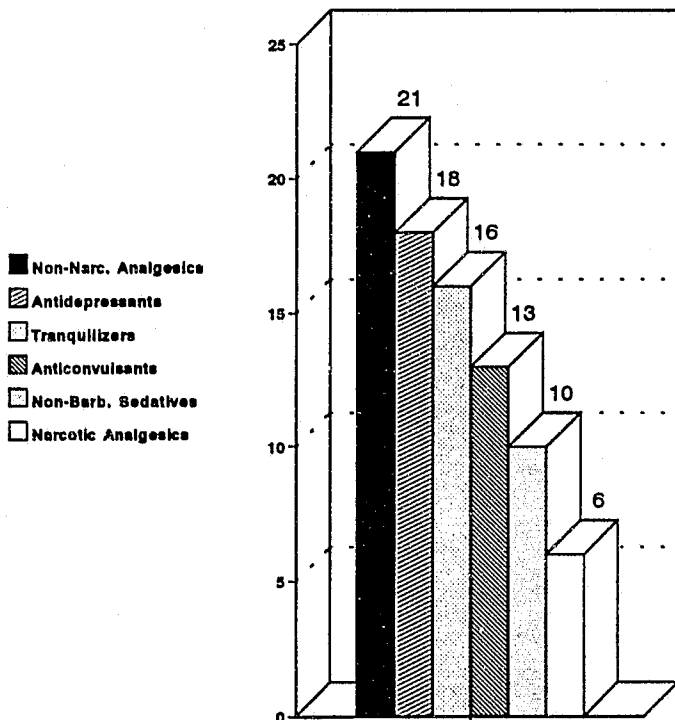
Disposition from Emergency Room



Alcohol Involvement



Type of Substance Mentioned

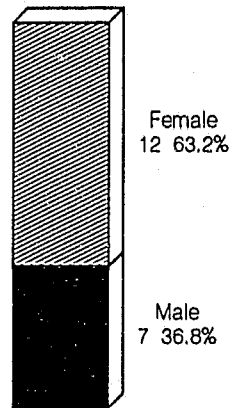


Average Age of Emergency Room Visit was 30.

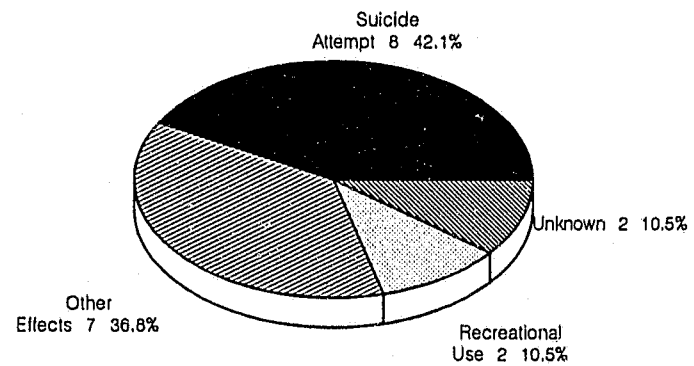
(110 Total Substances Mentioned)

Sioux Valley Hospital, Sioux Falls SDH220

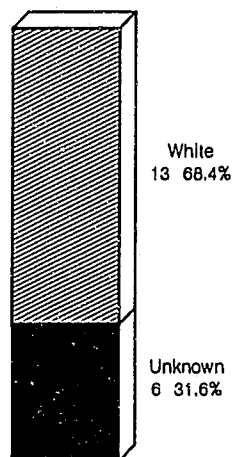
Sex of Individuals




Reason for Taking Substance



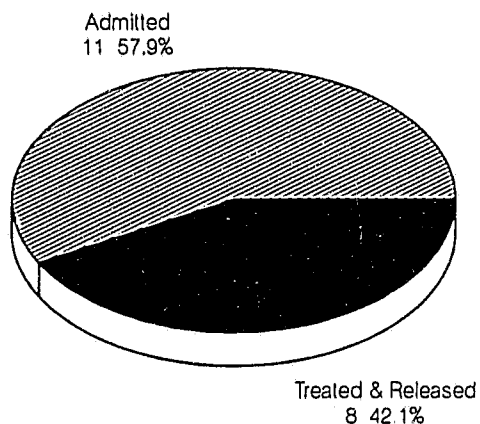
Race of Individuals



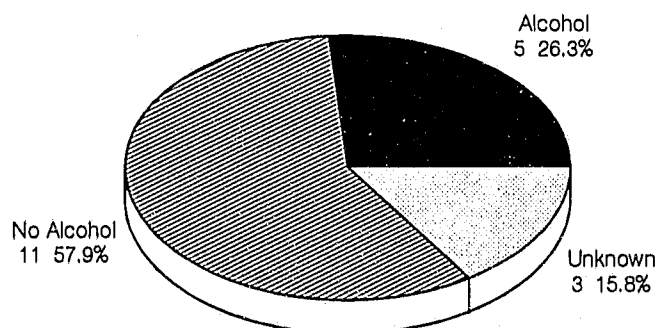
Overdoses



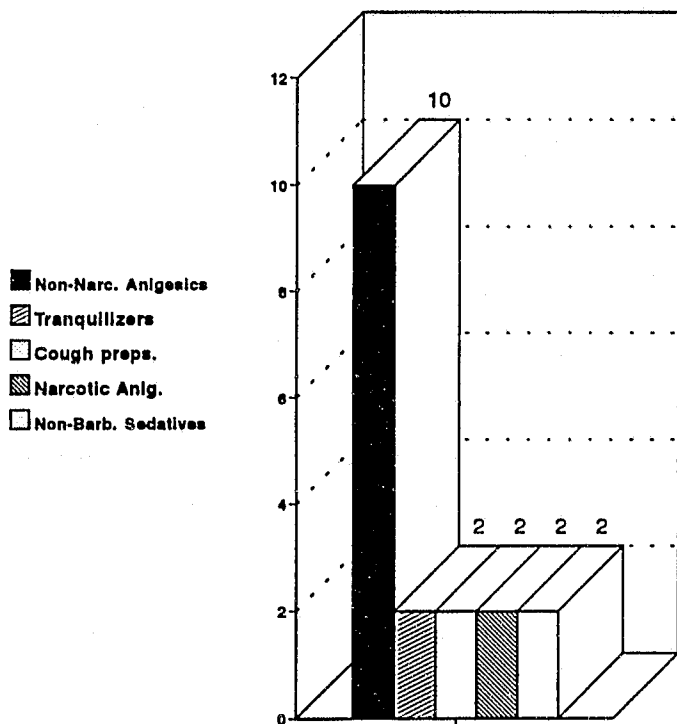
Disposition from Emergency Room



Alcohol Involvement



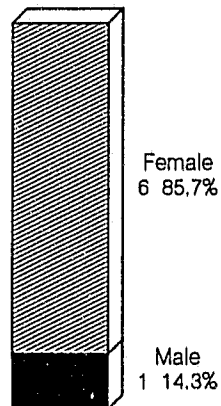
Type of Substance Mentioned



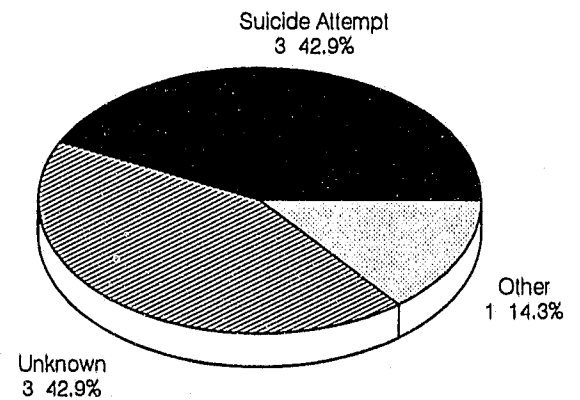
Average Age of Emergency Room Visit was 24.

Sturgis Community Health Care Center SDH240


Sex of Individuals




Reason for Taking Substance



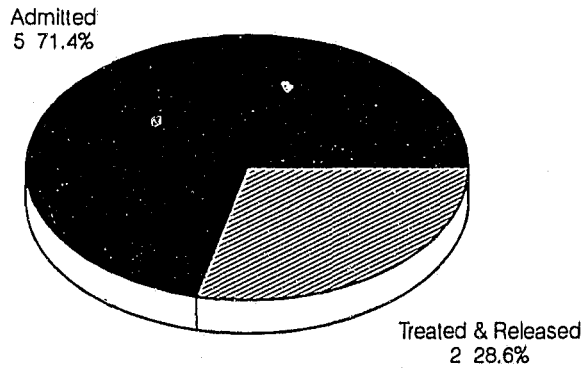
Race of Individuals



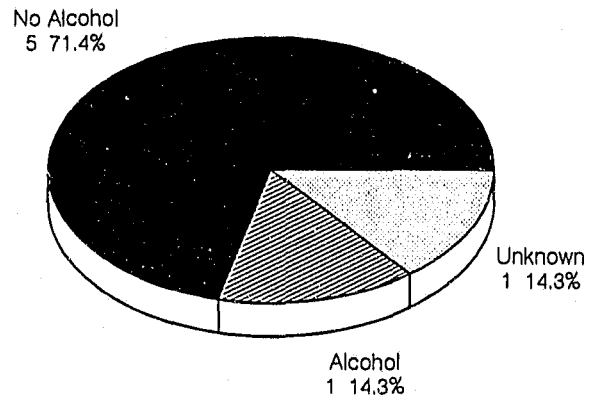
Overdoses



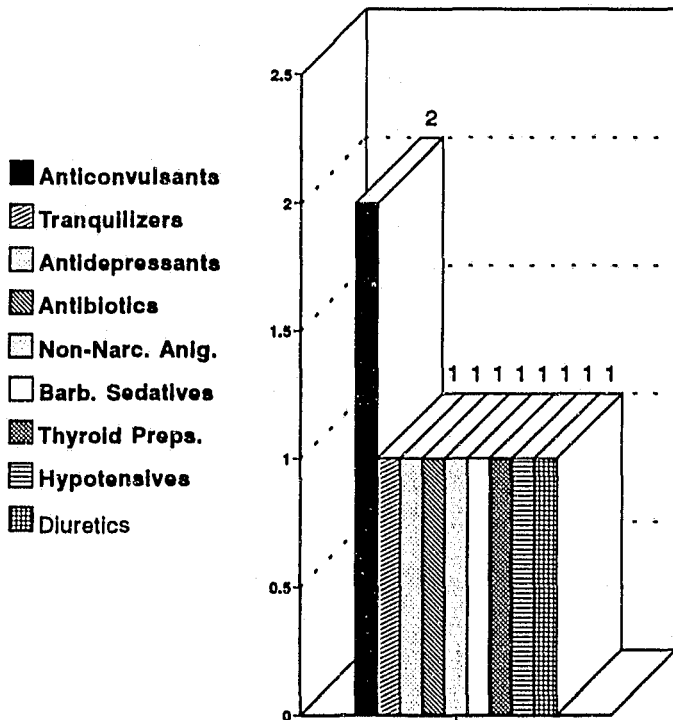
Disposition from Emergency Room



Alcohol Involvement



Type of Substance Mentioned

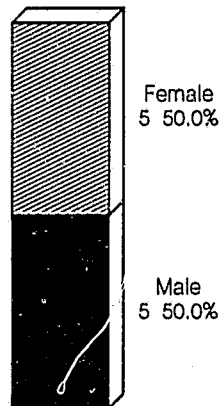


(12 Total Substances Mentioned)

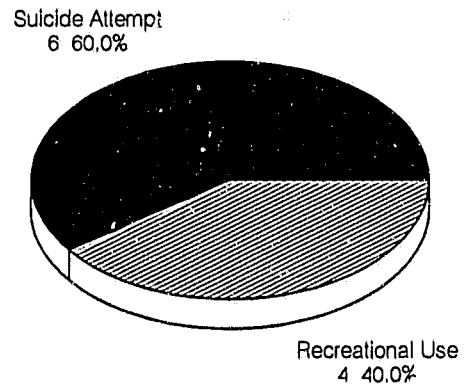
Average Age of Emergency Room Visit was 33.

PHS Indian Hospital, Wagner SDH260


Sex of Individuals



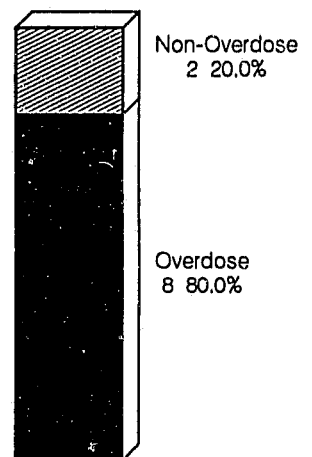
Reason for Taking Substance



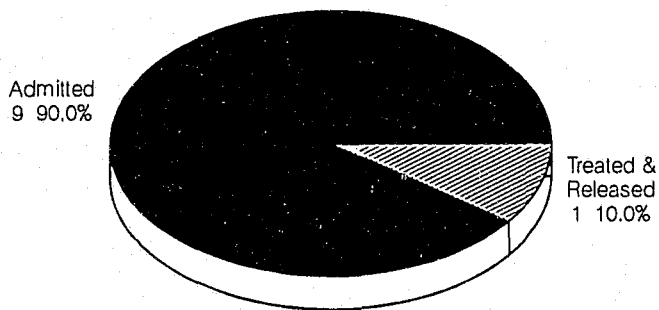
Race of Individuals



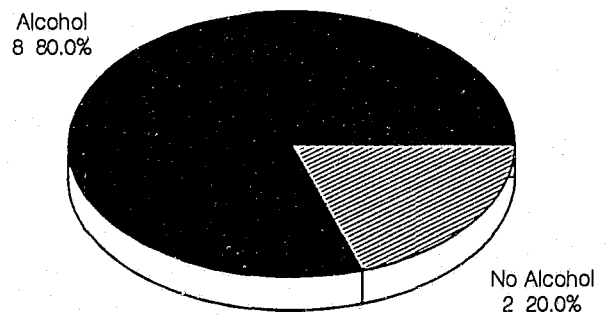
Overdoses



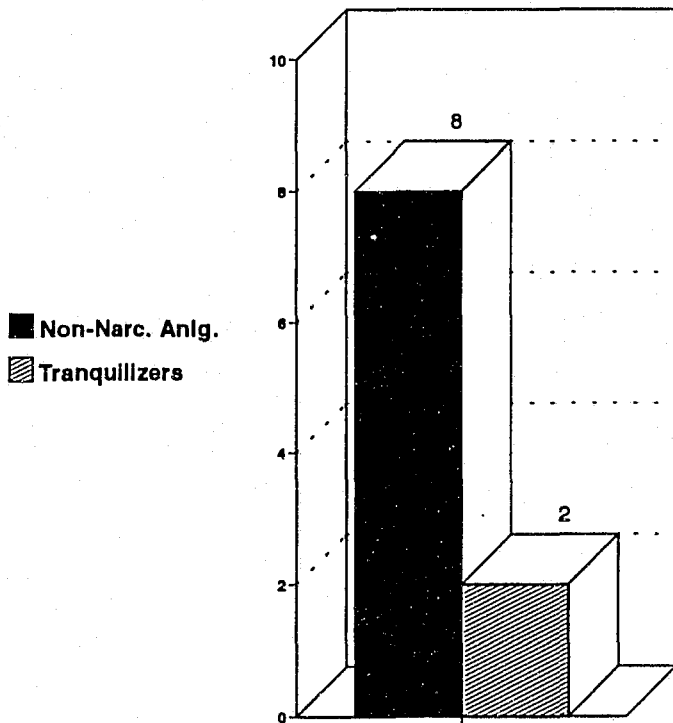
Disposition from Emergency Room



Alcohol Involvement



Type of Substance Mentioned

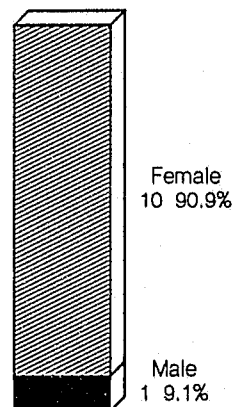


Average Age of Emergency Room Visit was 29.


(18 Total Substances Mentioned)

Prairie Lakes Health Care Center, Watertown SDH270


Sex of Individuals



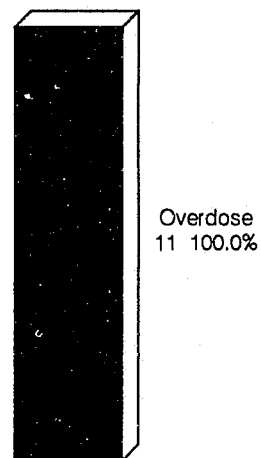
Reason for Taking Substance



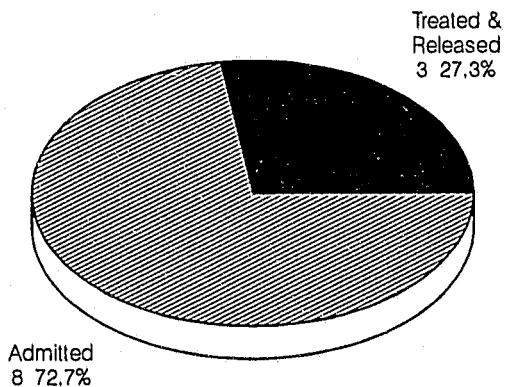
Race of Individuals



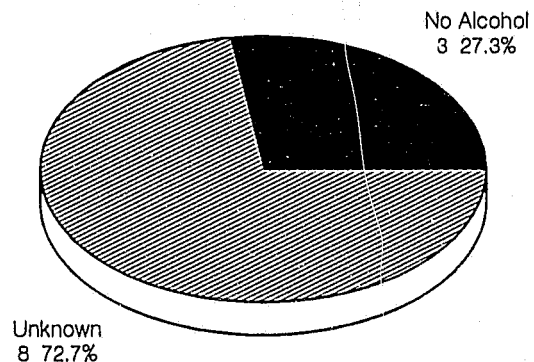
Overdoses



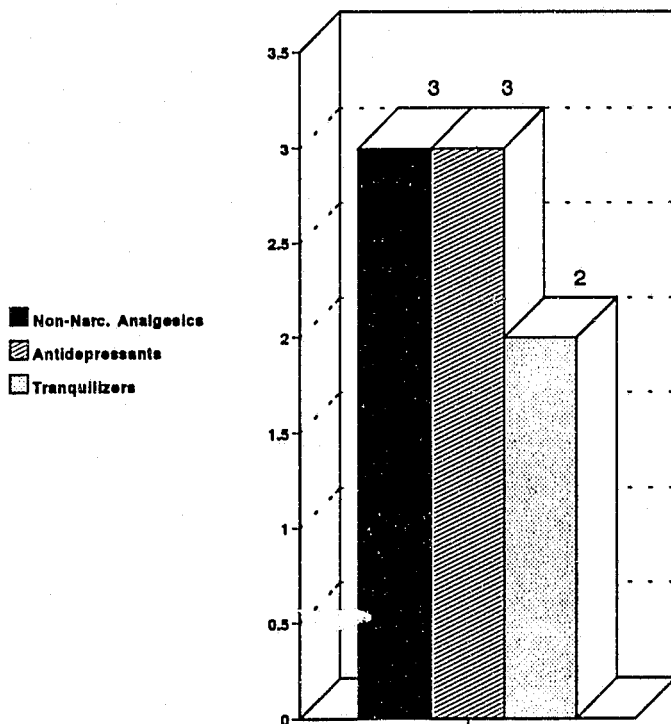
Disposition from Emergency Room



Alcohol Involvement



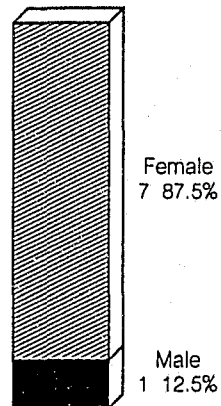
Type of Substance Mentioned



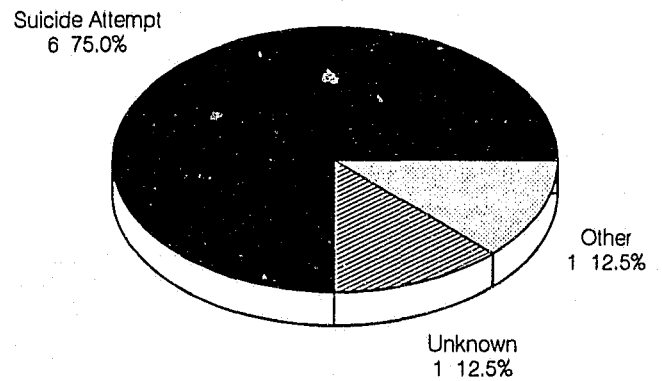
Average Age of Emergency Room Visit was 25.

Baptist Hospital of Winner SDH280

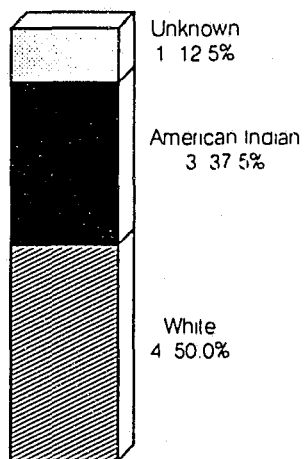
Sex of Individuals



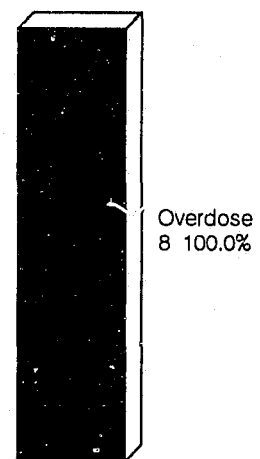
Reason for Taking Substance



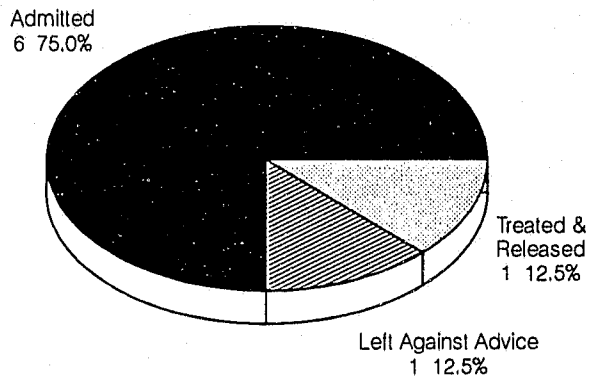
Race of Individuals



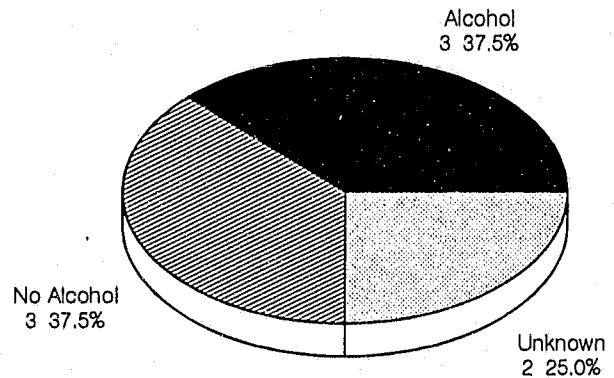
Overdoses



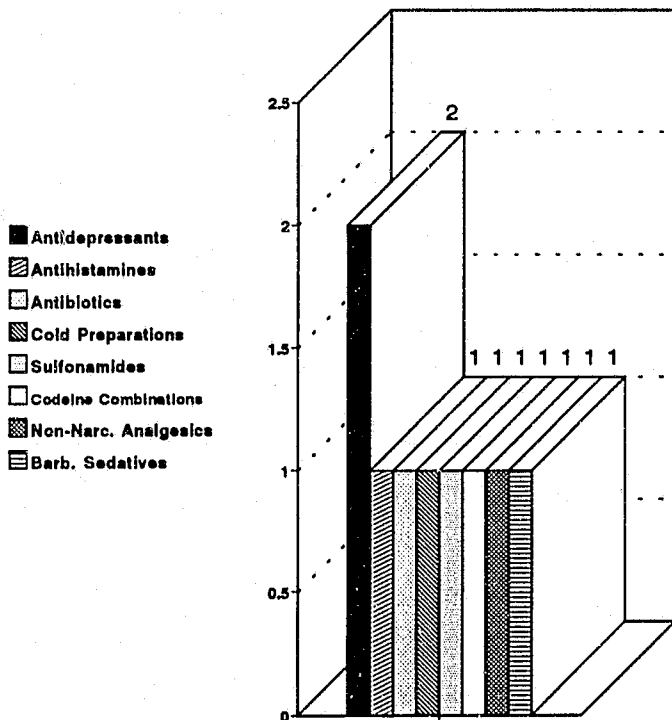
Disposition from Emergency Room



Alcohol Involvement



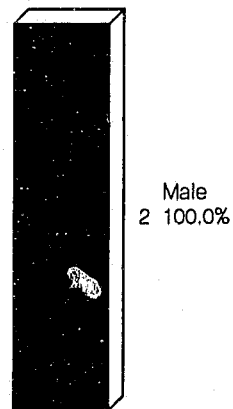
Type of Substance Mentioned



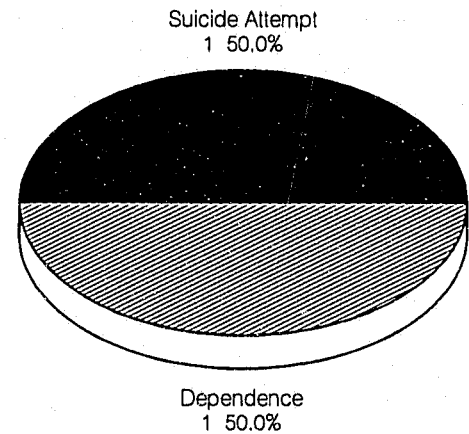
Average Age of Emergency Room Visit was 19.

Gettysburg Medical Center SDH290


Sex of Individuals



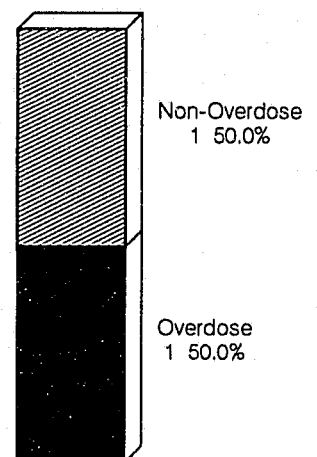
Reason for Taking Substance




Race of Individuals



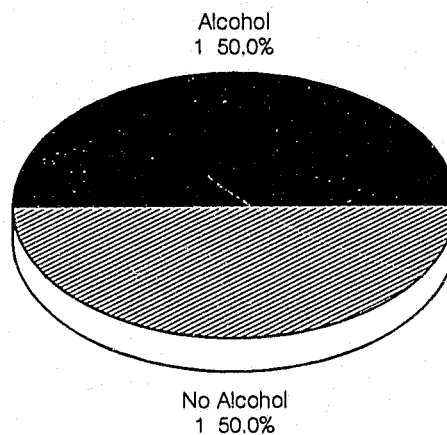
Overdoses



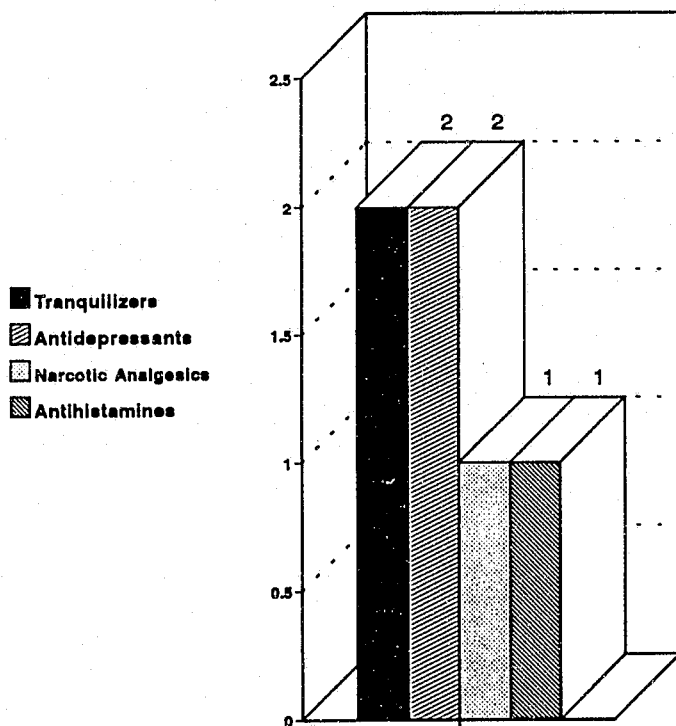
Disposition from Emergency Room



Alcohol Involvement



Type of Substance Mentioned

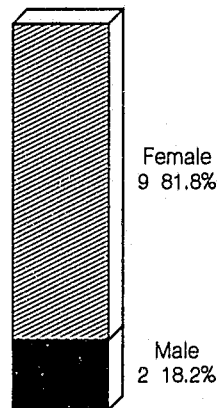


Average Age of Emergency Room Visit was 43.

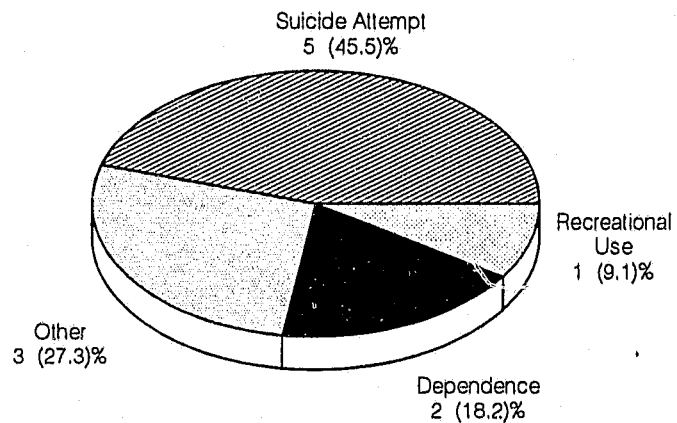
(6 Total Substances Mentioned)

Bennett County Hospital SDH320

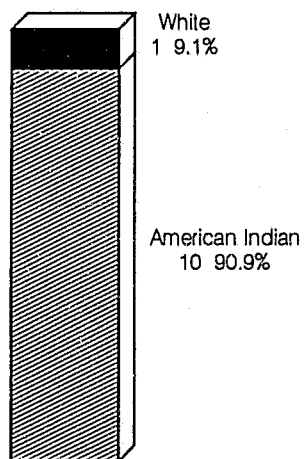
Sex of Individuals



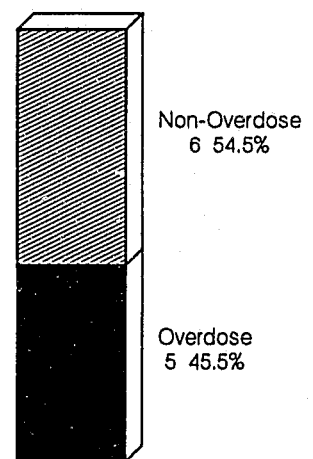
Reason for Taking Substance



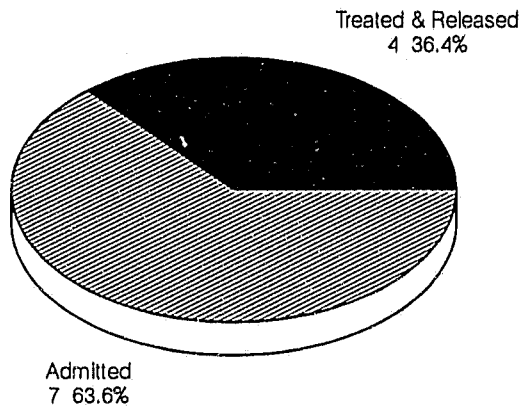
Race of Individuals



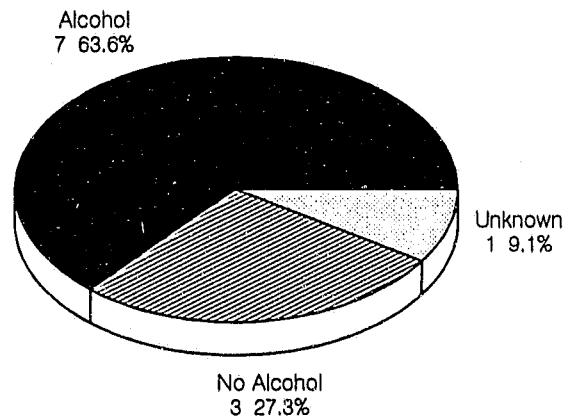
Overdoses



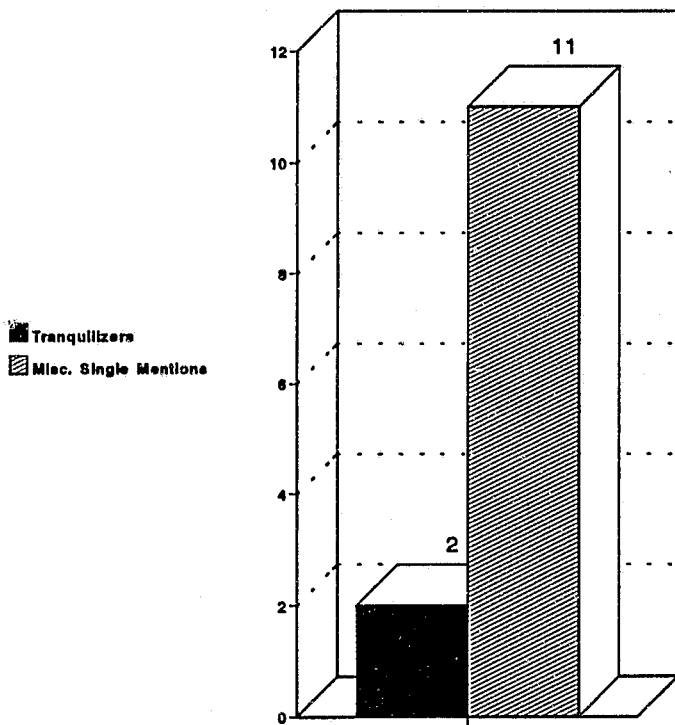
Disposition from Emergency Room



Alcohol Involvement



Type of Substance Mentioned

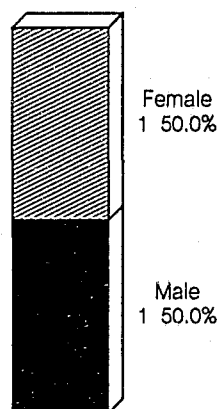


Average Age of Emergency Room Visit was 28.

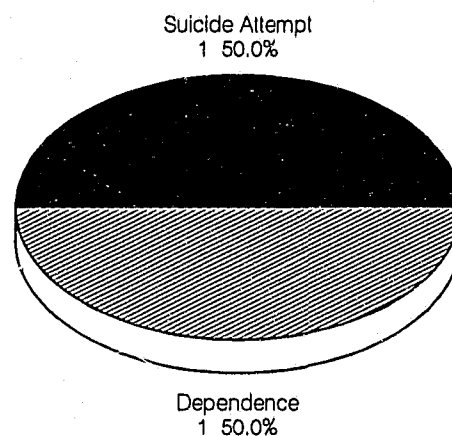
(13 Total Substances Mentioned)

Community Memorial Hospital, Redfield SDH370

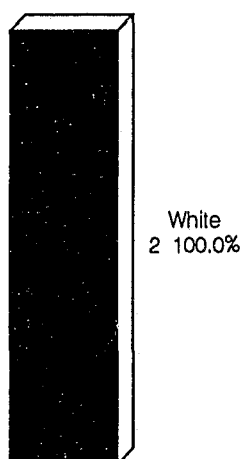
Sex of Individuals



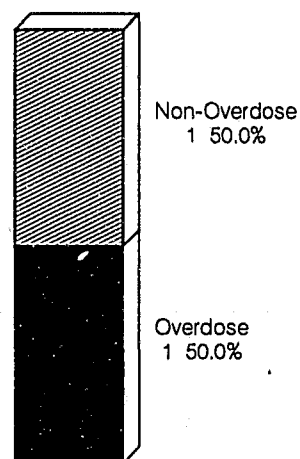
Reason for Taking Substance



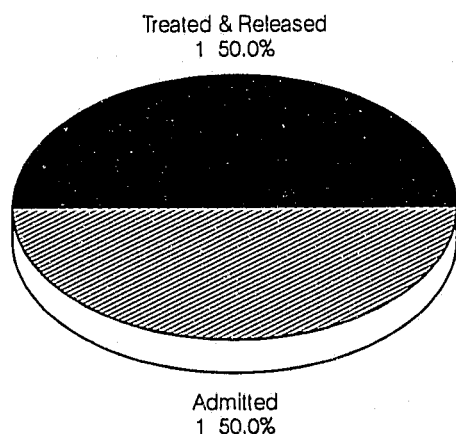
Race of Individuals



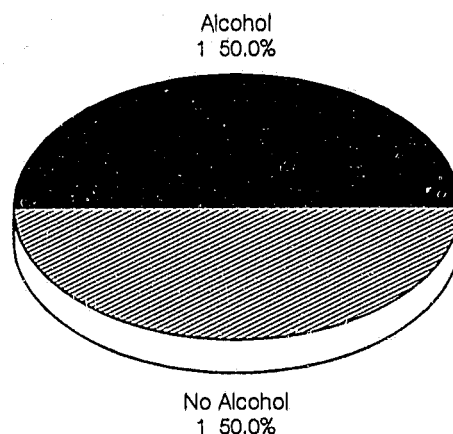
Overdoses



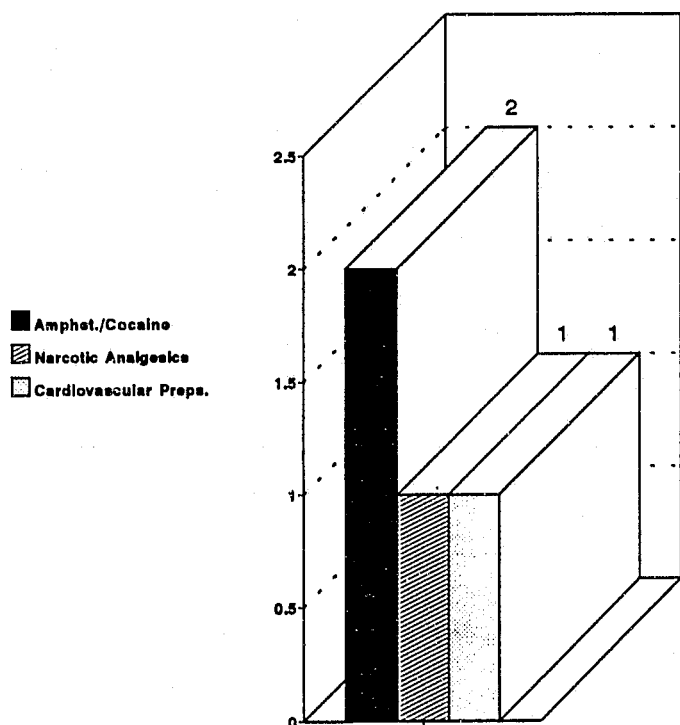
Disposition from Emergency Room



Alcohol Involvement



Type of Substance Mentioned

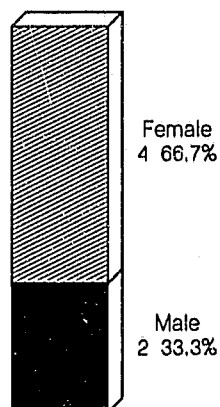


Average Age of Emergency Room Visit was 24.

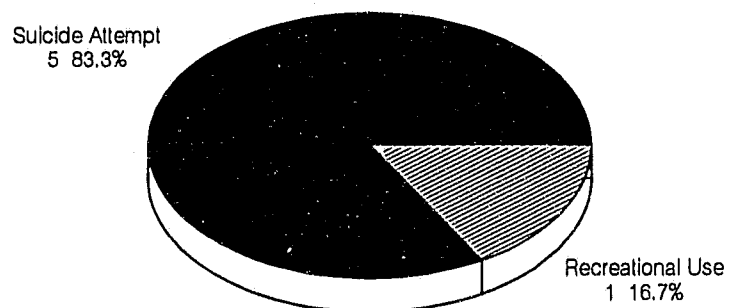
(4 Total Substance Mentioned)

Mobridge Regional Hospital SDH380

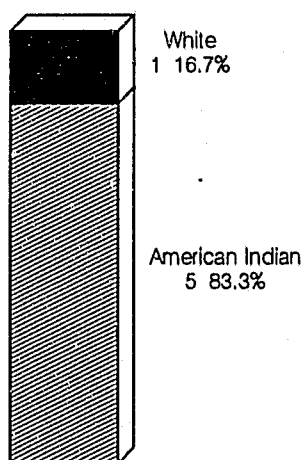
Sex of Individuals




Reason for Taking Substance



Race of Individuals




Overdoses



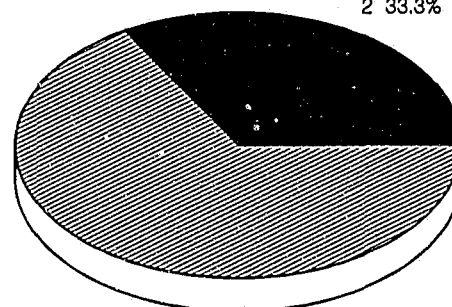
Disposition from Emergency Room

Admitted
6 100.0%



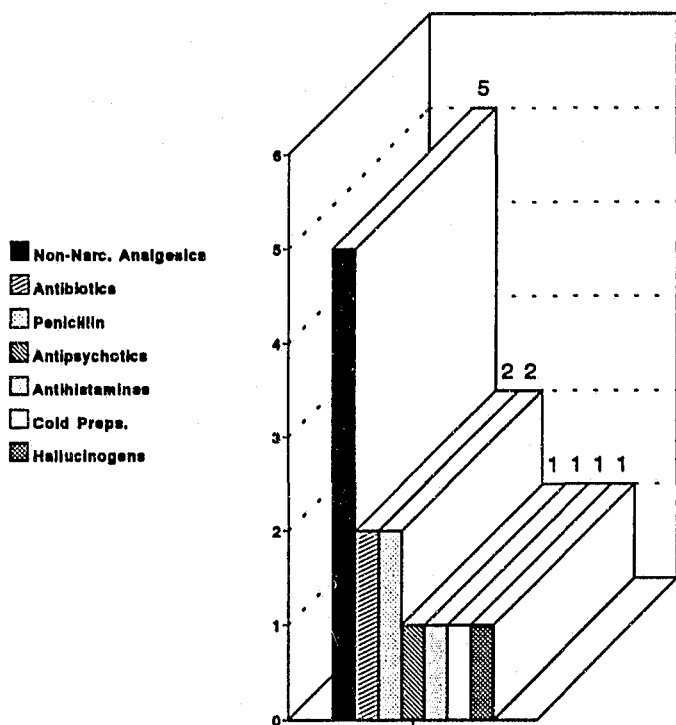
Alcohol Involvement

Alcohol
2 33.3%



No Alcohol
4 66.7%

Type of Substance Mentioned



Average Age of Emergency Room Visit was 17.

(13 Total Substance Mentioned)