


14J906

DAWN

Summary Data
From The
South Dakota
Drug Abuse
Warning Network



January 1, 1992 - June 30, 1992

S.D. Department of Health
S.D. Attorney General's
Task Force on Drugs

**SOUTH DAKOTA ATTORNEY GENERAL'S TASK FORCE ON DRUGS
STATE AND LOCAL ASSISTANCE FOR NARCOTICS CONTROL PROGRAM**

**UNDER THE
STATE AND LOCAL LAW ENFORCEMENT ASSISTANCE ACT OF 1986
ANTI-DRUG ABUSE ACT OF 1986, PUBLIC LAW 99-570
AND UNDER THE
STATE AND LOCAL LAW ENFORCEMENT ASSISTANCE PROGRAMS
ANTI-DRUG ABUSE ACT OF 1988, PUBLIC LAW 100-690**

**PHARMACEUTICAL DIVERSION PROGRAM
SOUTH DAKOTA CRIMINAL STATISTICS ANALYSIS CENTER**

SOUTH DAKOTA DRUG ABUSE WARNING NETWORK (DAWN)

**SUMMARY DATA
FOR THE PERIOD OF
JANUARY 1, 1992 - JUNE 30, 1992**

OCTOBER 23, 1992

This project was supported by Grant Number 90-DB-CX-0046 awarded by the Bureau of Justice Assistance, Office of Justice Programs, U.S. Department of Justice. Points of view or opinions stated in this document are those of the authors and do not necessarily represent the official position of the United States Department of Justice. Seventy-five percent (75%) of the cost of this publication has been provided through the grant referenced above, which amounts to \$95.72 for this publication. One hundred (100) copies of this document were printed by the South Dakota Attorney General's Task Force on Drugs at a cost of \$1.28 per document for a total cost of \$127.62.

State (SDCL20-13) and Federal (Title VI of Civil Rights Act of 1964, the Rehabilitation Act of 1973 as amended, and the Americans With Disabilities Act of 1990) laws require that the Attorney General's Task Force on Drugs provide services to all persons without regard to race, color, creed, religion, sex, disability, ancestry, or national origin.

142906

**U.S. Department of Justice
National Institute of Justice**

This document has been reproduced exactly as received from the person or organization originating it. Points of view or opinions stated in this document are those of the authors and do not necessarily represent the official position or policies of the National Institute of Justice.

Permission to reproduce this ~~copyrighted~~ material has been granted by

Public Domain/OJP/BJA

U.S. Department of Justice

to the National Criminal Justice Reference Service (NCJRS).

Further reproduction outside of the NCJRS system requires permission of the ~~copyright~~ owner.

The following information constitutes the fifth semi-annual data summary from the South Dakota Drug Abuse Warning Network, or, DAWN. Data collection for this reporting period began January 1, 1992 and ended on June 30, 1992. Forms received by October 1, 1992 were included in this report. Any reports received after this date will, however, be included in the annual report to be done following the July 1, 1992 through December 31, 1992 reporting period. Once again, please keep in mind that this data constitutes only a small cross-sectional sample of South Dakota's total drug abuse problem.

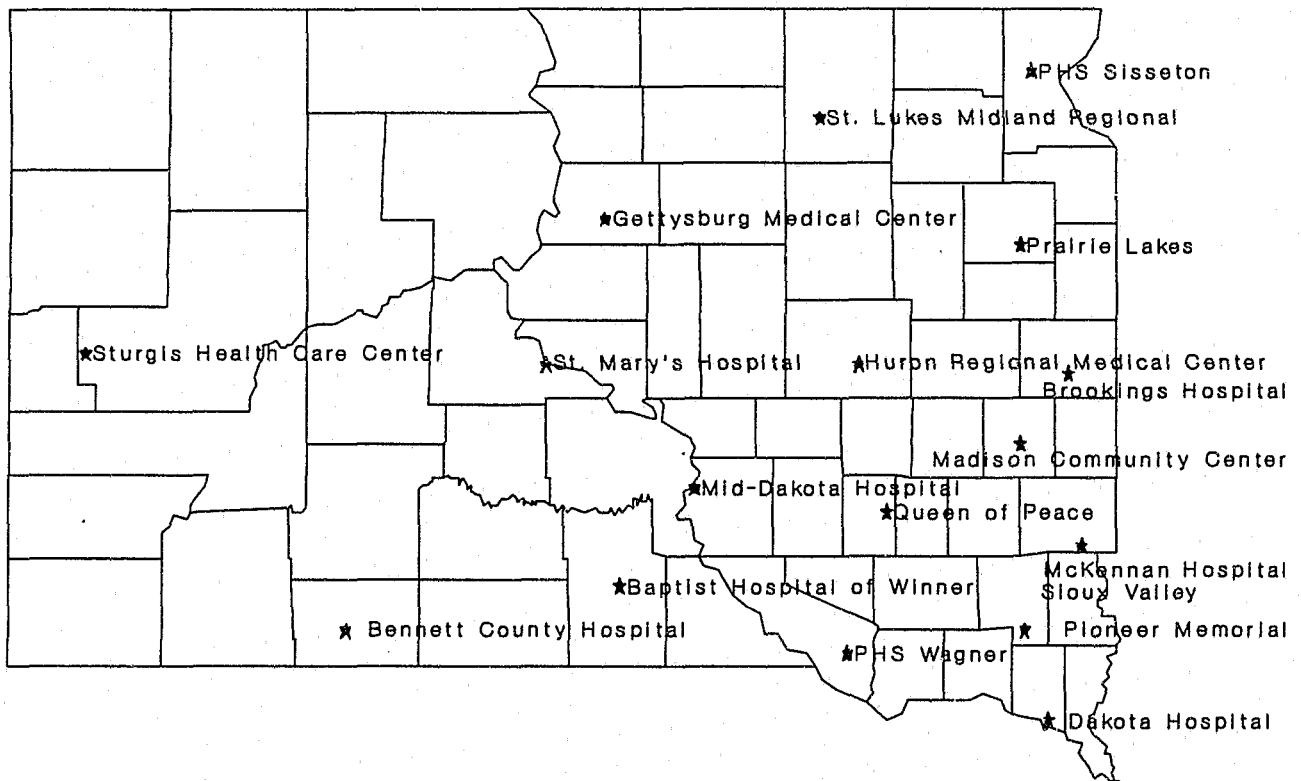
Listed below are statements which describe some noteworthy observations from the following statistical information. They are not intended to be, nor should they be construed to be, comprehensive based on this body of data.

- Of the 209 DAWN mentions in this reporting period, 130 or 62% involve female patients. Seventy-nine or 38% of the mentions involved males.
- Suicide attempts are again the leading reason for taking substances. Seventy-eight percent (78%) of the mentions were related to suicide attempts. This percentage is down 5%.
- The percentage of mentions involving alcohol decreased by 3%. The percentage of mentions not involving alcohol increased 8% and the number of unknown responses decreased by 6%. The percentage of males involving alcohol (44%) was greater than the percentage of females using alcohol (35%).
- The majority of individuals admitted to an emergency room were then admitted to the hospital (78%). Eighteen percent (18%) were treated and released and 3% left against medical advice.
- Forty-nine percent (49%) of the mentions involved patients in the 21-39 age group while thirty-four percent (34%) of the mentions came from 12-20 year olds. These figures remain consistent with previous reportings.
- Those falling in the 12-20 age group and the 21-39 age group were most likely to report non-narcotic analgesics as the ingested substance. Tranquilizers were most common among those in the 40-59 and the 60 and over age group.
- The top ten drugs of abuse were: Acetaminophen, Aspirin, Alprazolam, Ibuprofen, Clonazepam, Acetaminophen with Codeine, Amitriptyline, Lorazepam, Diazepam and Propoxyphene.

Please contact Halley Lee at the South Dakota Attorney General's Task Force on Drugs, (605) 773-6312 if you have questions or comments regarding the following data or the DAWN reporting mechanism.

Hospitals Providing Data

January 1, 1992 - June 30, 1992

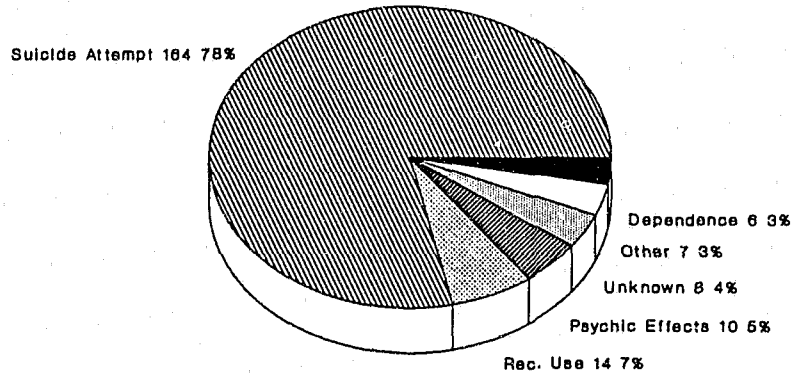


EMERGENCY ROOM DATA

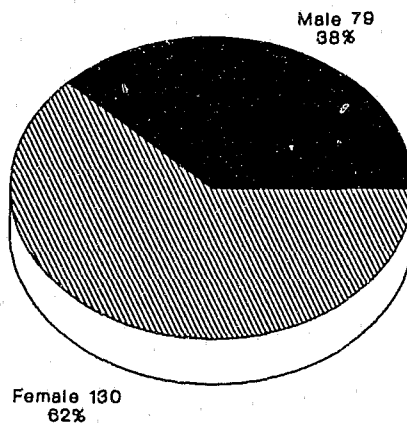
Total Number of Individuals

	Total Number Percent		Male Number Percent		Female Number Percent	
INDIVIDUALS	209	100	79	100	130	100
RACE						
White	143	68	49	62	94	72
Black	1	<1	1	1	0	0
Am. Indian	56	27	25	32	31	24
Unknown	9	4	4	5	5	4
REASON FOR TAKING SUBSTANCE						
Dependence	6	3	5	6	1	<1
Suicide Att.	164	78	50	63	114	88
Rec. Use	14	7	10	13	4	3
Psychic Efct.	10	5	7	9	3	2
Unknown	8	4	2	3	6	5
Other	7	3	5	6	2	2
OVERDOSE\ NO-OVERDOSE						
Overdose	184	88	63	80	121	93
No-overdose	19	9	13	16	6	5
Unreported	6	3	3	4	3	2
DISPOSITION FROM E.R.						
Trt. & Rel.	37	18	20	25	17	13
Admitted	163	78	55	70	108	83
Left	6	3	3	4	3	2
Unreported	3	1	1	1	2	2
ALCOHOL INVOLVED						
Yes	80	38	35	44	45	35
No	98	47	32	41	66	51
Unknown	31	15	12	15	19	15
AVERAGE AGE	28		28		28	

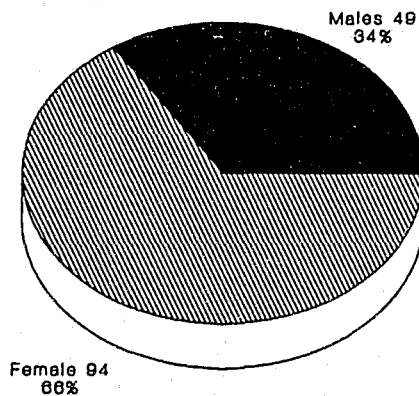
Reason For Taking Substance (Based on 209 Individual Mentions)



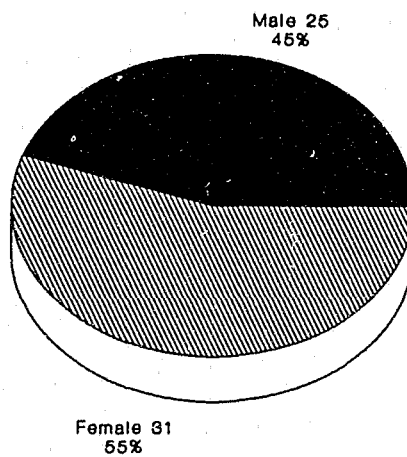
Breakdown According to Sex (Based on 209 Individual Mentions)



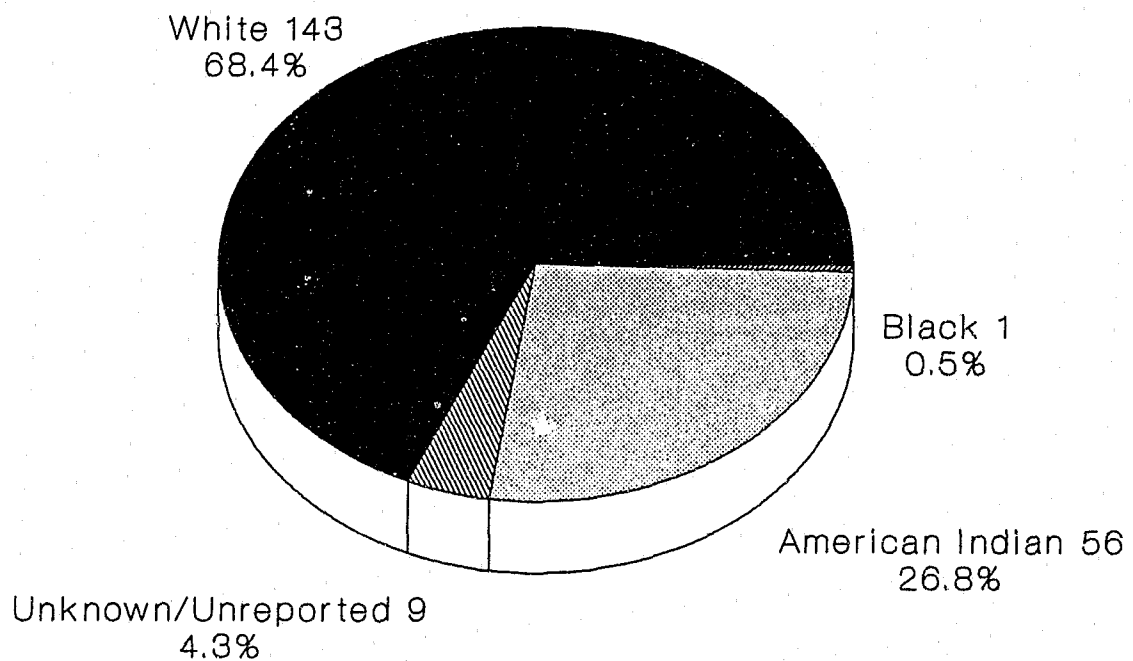
Breakdown According to Sex (Race: White)



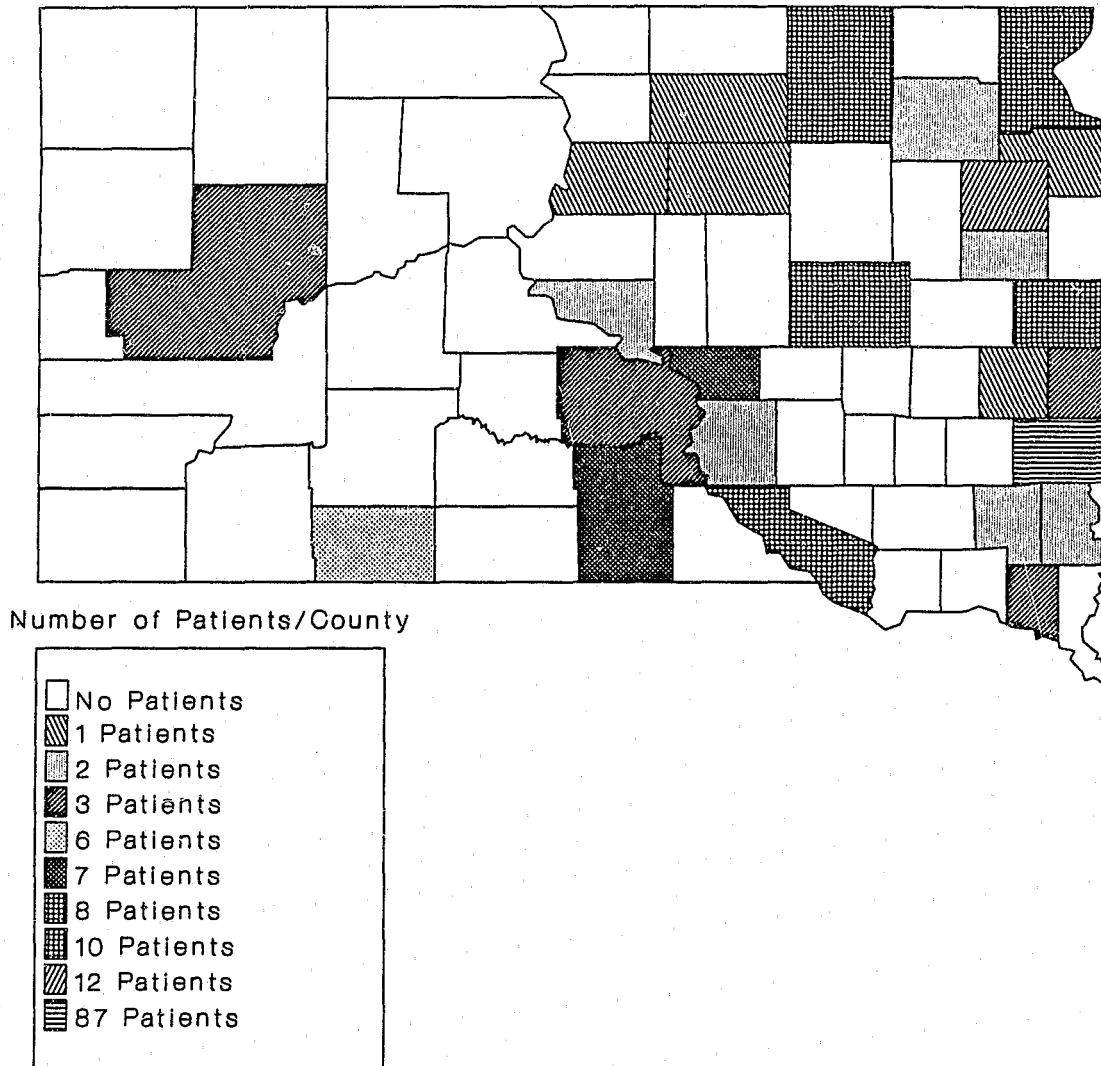
Breakdown According To Sex (Race: American Indian)



Breakdown According to Race (Based on 209 Individual Mentions)



Patient Residence



EMERGENCY ROOM DATA

Race: White

	Total Number Percent		Male Number Percent		Female Number Percent	
INDIVIDUALS	143	100	49	100	94	100
REASON FOR TAKING SUBSTANCE						
Dependence	6	4	5	10	1	1
Suicide Att	124	87	36	73	88	94
Rec. Use	3	2	3	6	0	0
Psychic Efct	1	<1	1	2	0	0
Unknown	4	3	1	2	3	3
Other	5	3	3	6	2	2
OVERDOSE\ NO-OVERDOSE						
Overdose	135	94	42	86	93	99
No-Overdose	5	3	4	8	1	1
Unknown	3	2	3	6	0	0
DISPOSITION FROM E.R.						
Trt. & Rel.	22	15	9	18	13	14
Admitted	119	83	40	82	79	84
Left	1	<1	0	0	1	1
Unknown	1	<1	0	0	1	1
ALCOHOL INVOLVED						
Yes	36	25	15	31	21	22
No	80	56	24	49	56	60
Unknown	27	19	10	20	17	18
AVERAGE AGE	29		30		28	

EMERGENCY ROOM DATA

Race: American Indian

	Total Number Percent		Male Number Percent		Female Number Percent	
INDIVIDUALS	56	100	25	100	31	100
REASON FOR TAKING SUBSTANCE						
Suicide Att	32	57	9	36	23	74
Rec. Use	11	20	7	28	4	13
Psychic Efct	8	14	6	24	2	6
Other	3	5	1	4	2	6
Unknown	2	4	2	8	0	0
OVERDOSE\ NON-OVERDOSE						
Overdose	40	71	16	64	24	77
No-overdose	14	25	9	36	5	16
Unknown	2	4	0	0	2	6
DISPOSITION FROM E.R.						
Trt. & Rel.	12	21	8	32	4	13
Admitted	38	68	13	52	25	81
Left	5	9	3	12	2	6
Unknown	1	2	1	4	0	0
ALCOHOL INVOLVED						
Yes	42	75	20	80	22	71
No	11	20	4	16	7	23
Unknown	3	5	1	4	2	6
AVERAGE AGE	24		25		23	

Drug Groups

(Top 18 Groups By Drug Name)

<u>Drug Name</u>	<u>Number of Mentions</u>	<u>Percent of Total</u>
Acetaminophen (Tylenol)	23	7.1%
Aspirin	20	6.2%
Xanax	11	3.4%
Ibuprofen	10	3.1%
Motrin	9	2.8%
Klonopin	8	2.5%
Tylenol with Codeine	8	2.5%
Amitriptyline	7	2.2%
Ativan	7	2.2%
Valium	6	1.9%
Darvocet	5	1.5%
Ephedrine	5	1.5%
Tegretol	5	1.5%
Benedryl	4	1.2%
Mellaril	4	1.2%
Nyquil	4	1.2%
Seldane	4	1.2%
Speed	4	1.2%

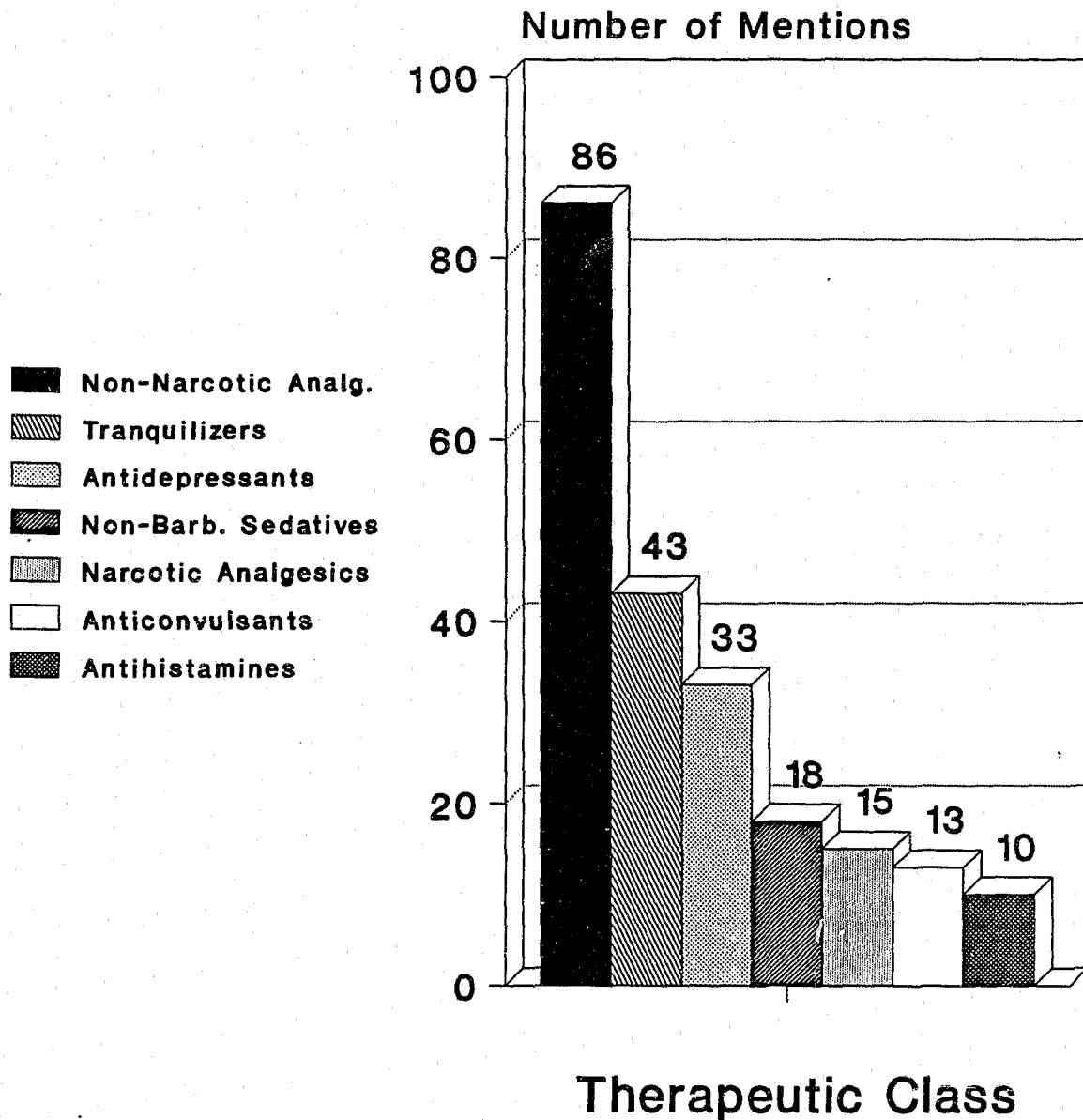
Drug Groups

(Top 9 Groups By Therapeutic Class)

<u>Group Name</u>	<u># of Mentions</u>	<u>% of Total</u>
Non-Narcotic Analg.	86	26.6
Tranquilizers	43	13.3
Antidepressants	33	10.2
Non-Barb. Sedatives	18	5.6
Narcotic Analgesics	15	4.6
Anticonvulsants	13	4.0
Antihistamines	10	3.1
Antibiotics	9	2.8
Codeine Combinations	9	2.8

Drug Groups

Seven Most Common Groups by Therapeutic Class

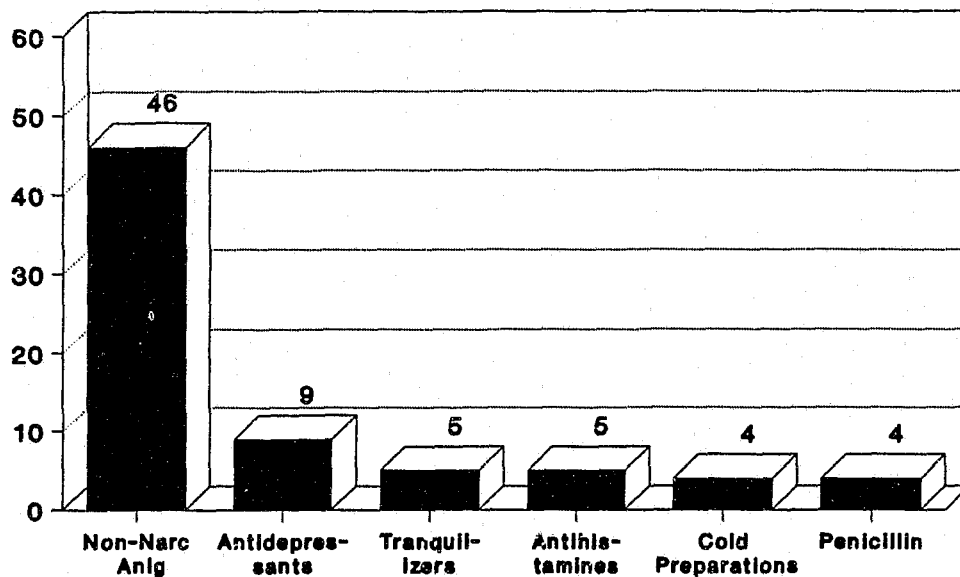


EMERGENCY ROOM DATA

Breakdown By Age Group

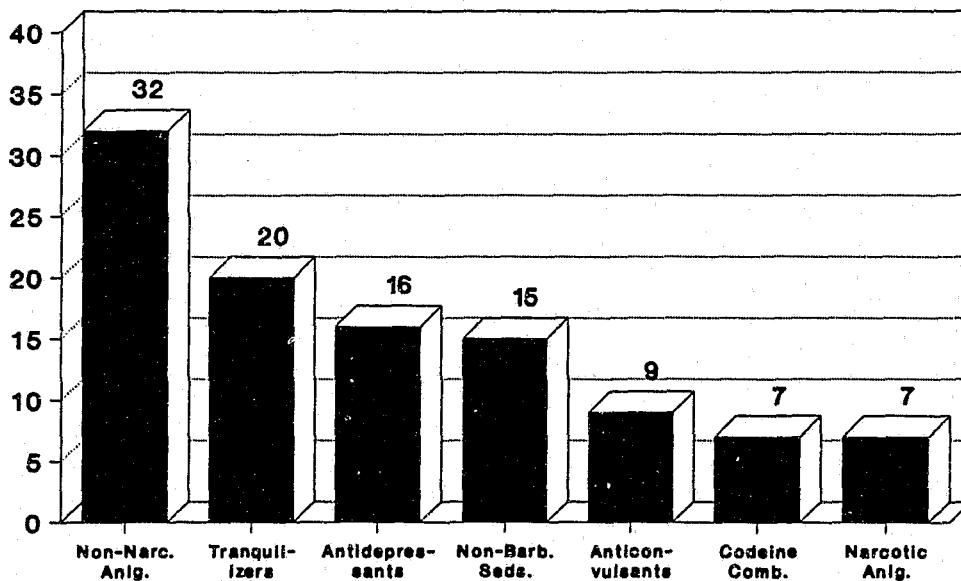
AGE	11 & Under		12-20		21-39		40-59		60 & Over	
	#	%	#	%	#	%	#	%	#	%
INDIVIDUALS	2	100	71	100	100	100	29	100	7	100
SEX										
Male	0	0	18	25	49	49	10	34	2	29
Female	2	100	53	75	51	51	19	66	5	71
RACE										
White	1	50	46	65	67	67	23	79	6	86
Black	0	0	0	0	1	1	0	0	0	0
Am. Indian	1	50	23	32	26	26	6	21	0	0
Unknown	0	0	2	3	6	6	0	0	1	14
REASON FOR TAKING SUBSTANCE										
Dependence	0	0	0	0	3	3	2	7	1	14
Suicide Att	1	50	60	85	78	78	20	69	5	71
Rec. Use	0	0	5	7	6	6	3	10	0	0
Psychic Eft	0	0	2	3	6	6	2	7	0	0
Unknown	0	0	1	1	4	4	2	7	1	14
Other	1	50	3	4	3	3	0	0	0	0
OVERDOSE/ NO-OVERDOSE										
Overdose	2	100	67	94	88	88	22	76	5	71
No-Overdose	0	0	4	6	9	9	5	17	1	14
Unreported	0	0	0	0	3	3	2	7	1	14
DISPOSITION FROM E.R.										
Trt. & Rel	0	0	13	18	20	20	3	10	1	14
Admitted	2	100	56	79	74	74	26	90	5	71
Left	0	0	2	3	3	3	0	0	1	14
Unreported	0	0	0	0	3	3	0	0	0	0
ALCOHOL INVOLVED										
Yes	0	0	19	27	42	42	17	59	2	29
No	2	100	46	65	35	35	10	34	5	71
Unknown	0	0	6	8	23	23	2	7	0	0
AVERAGE AGE	9		16		28		45		68	

Most Common Drug Groups Age Breakdown: 12-20



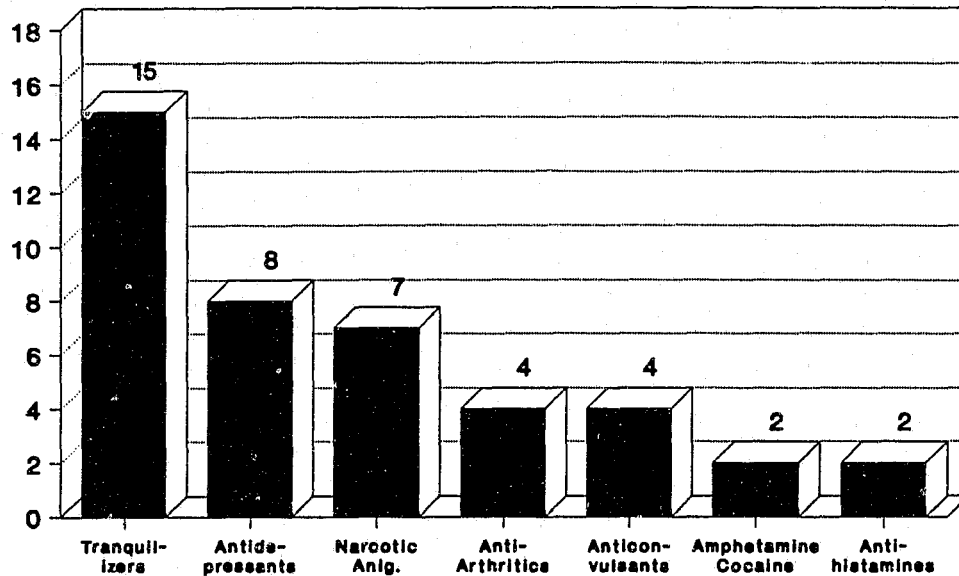
(109 Total Substances Mentioned)

Most Common Drug Groups Age Breakdown: 21-39



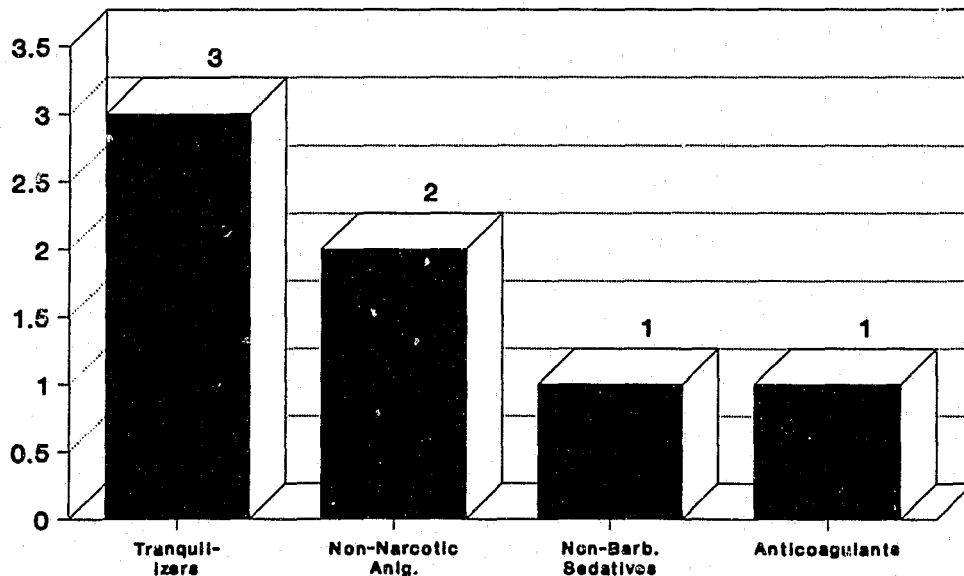
(144 Total Substances Mentioned)

Most Common Drug Groups Age Breakdown: 40-59



(58 Total Substances Mentioned)

Most Common Drug Groups Age Breakdown: 60 & Over

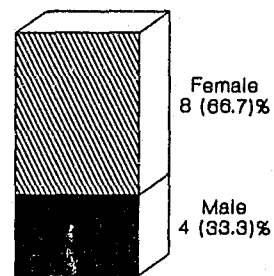


(10 Total Substances Mentioned)


Breakdown By Hospital

St. Lukes Midland Regional, Aberdeen

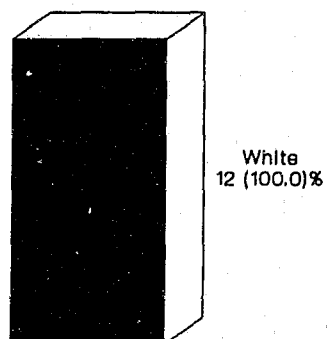
Sex of Individuals



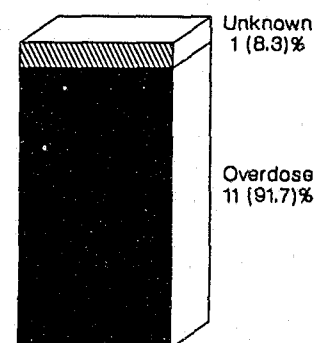
Reason for Taking Substance



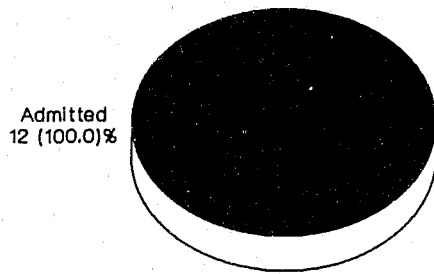
Race of Individuals



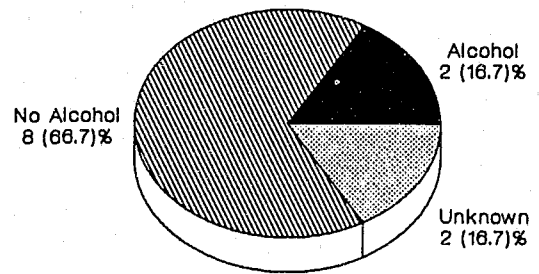
Overdoses



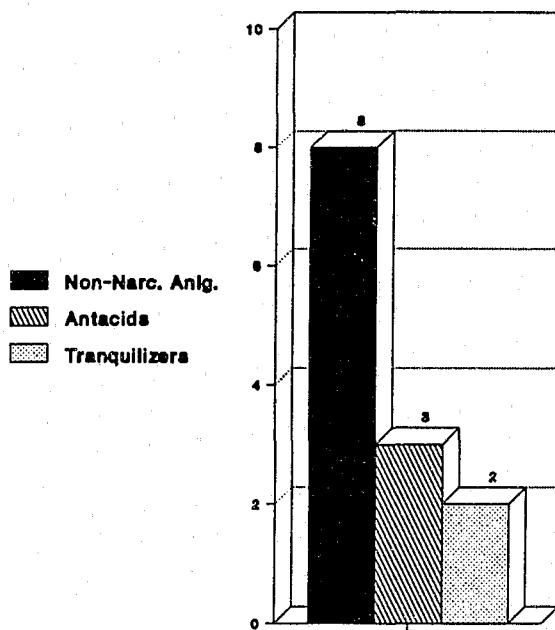
Disposition from Emergency Room



Alcohol Involvement



Type of Substance Mentioned

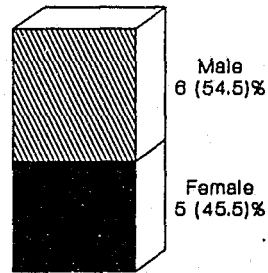


Average Age of Emergency Room Visit was 29.

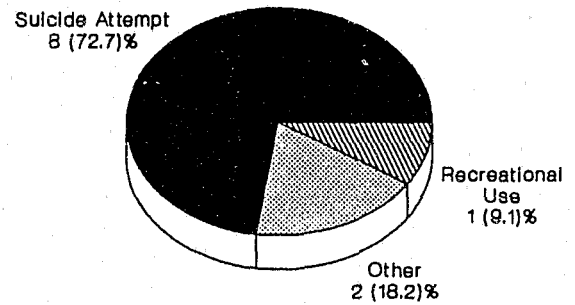
(25 Total Substances Mentioned)

Brookings Hospital

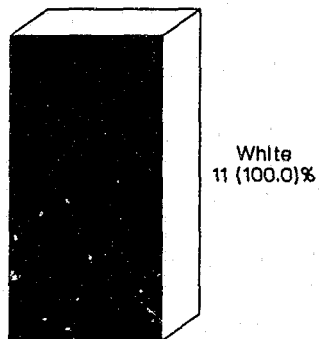
Sex of Individuals



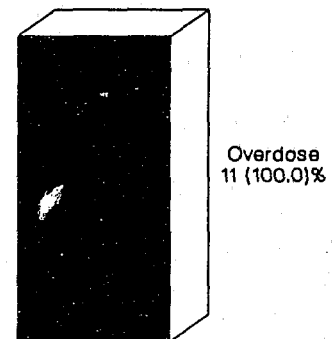
Reason for Taking Substance



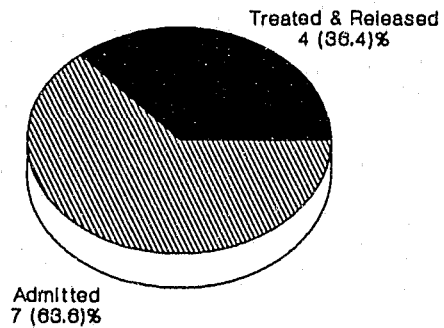
Race of Individuals



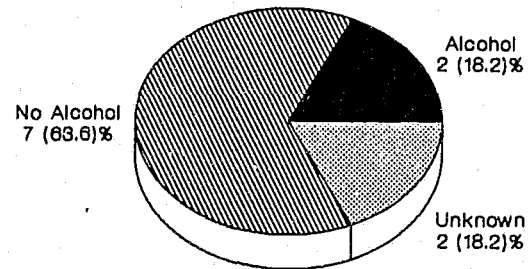
Overdoses



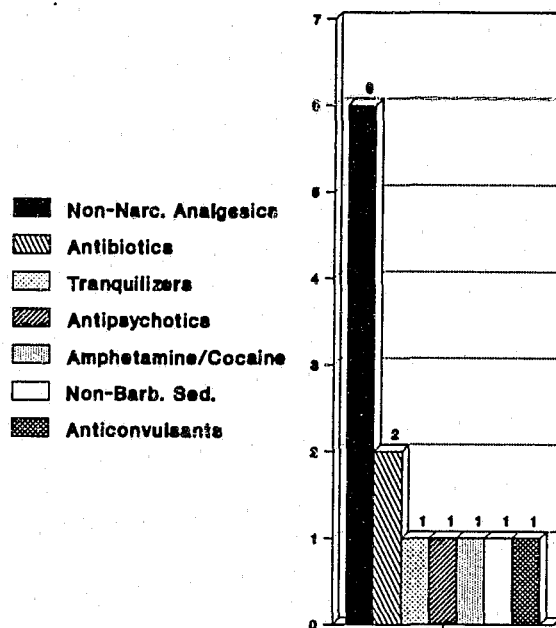
Disposition from Emergency Room



Alcohol Involvement



Type of Substance Mentioned

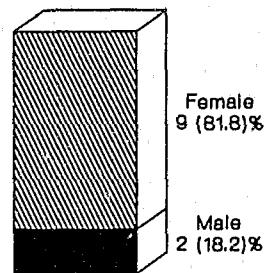


Average Age of Emergency Room Visit was 23.

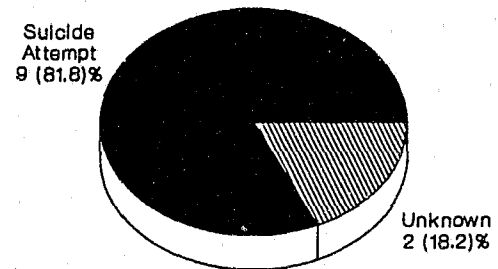
(13 Total Substances Mentioned)

Mid-Dakota Hospital, Chamberlain

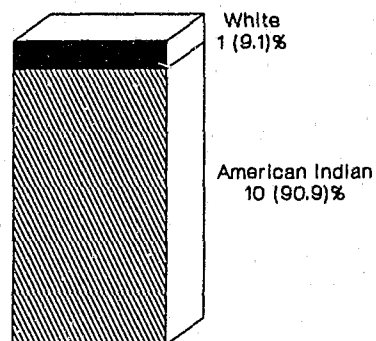
Sex of Individuals



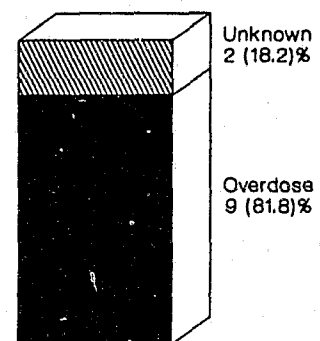
Reason for Taking Substance



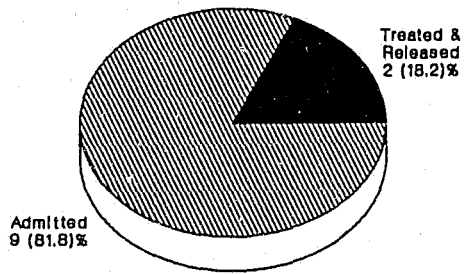
Race of Individuals



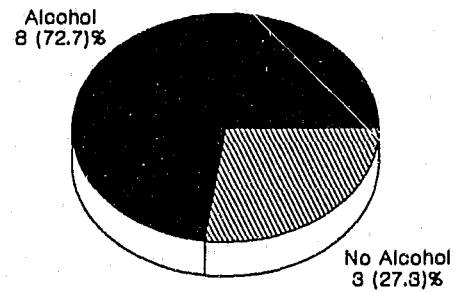
Overdoses



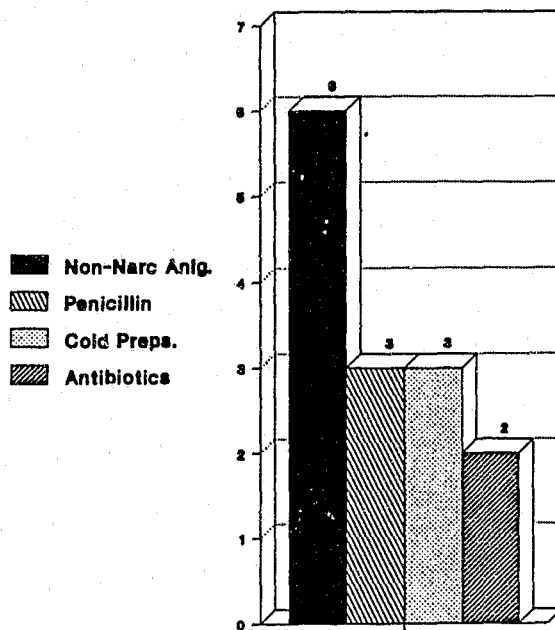
Disposition from Emergency Room



Alcohol Involvement



Type of Substance Mentioned

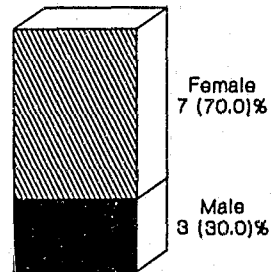


Average Age of Emergency Room Visit was 23.

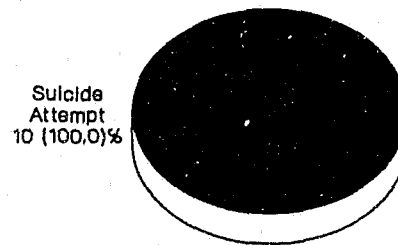
(20 Total Substances Mentioned)

Huron Regional Medical Center

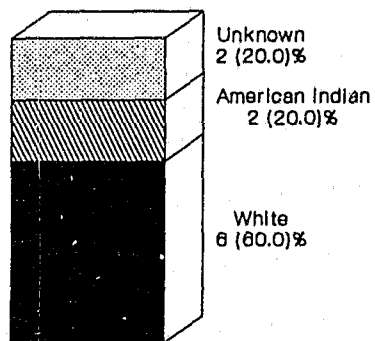
Sex of Individuals



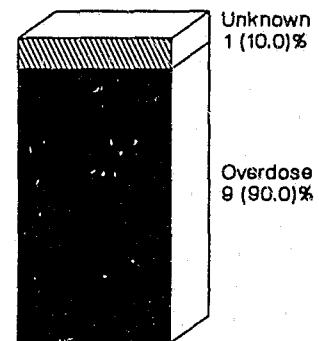
Reason for Taking Substance



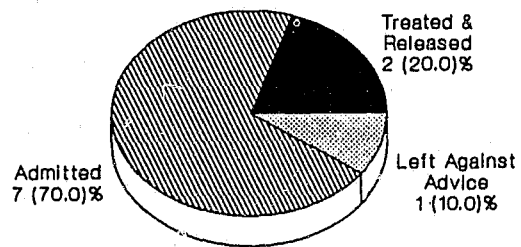
Race of Individuals



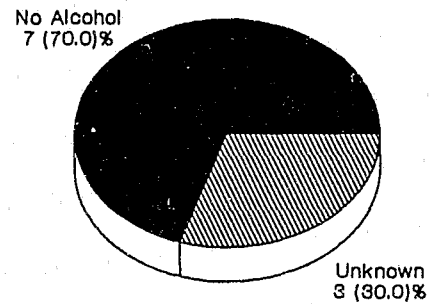
Overdoses



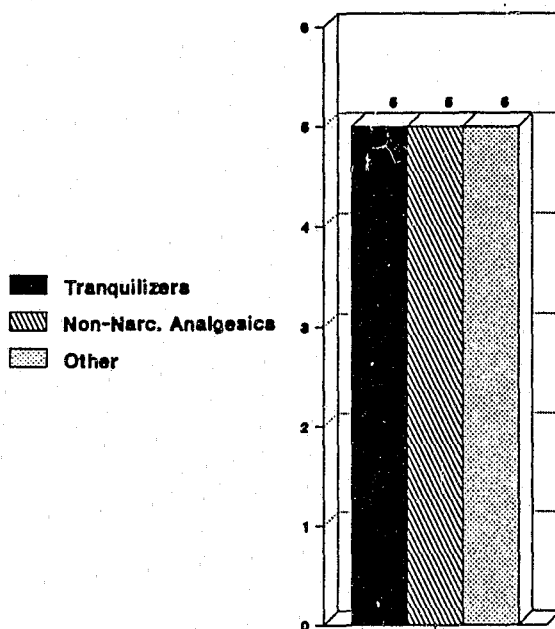
Disposition from Emergency Room



Alcohol Involvement



Type of Substance Mentioned

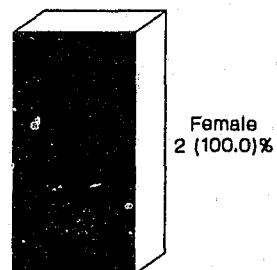


Average Age of Emergency Room Visit was 39.

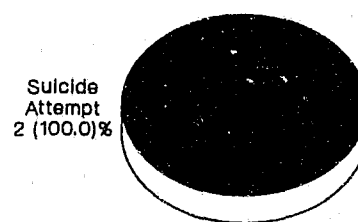
(15 Total Substances Mentioned)

Madison Community Hospital

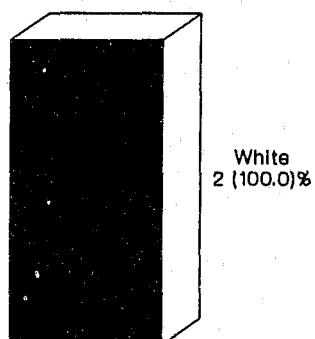
Sex of Individuals



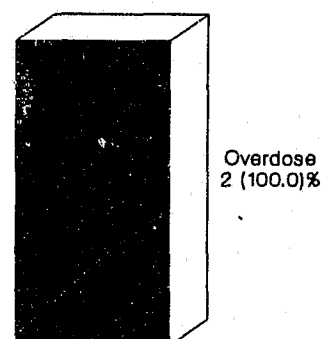
Reason for Taking Substance




Race of Individuals



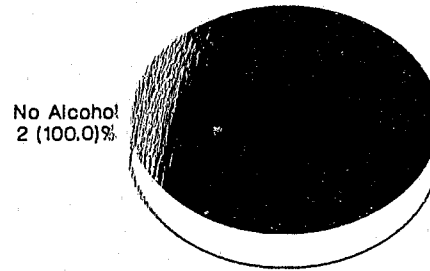
Overdoses



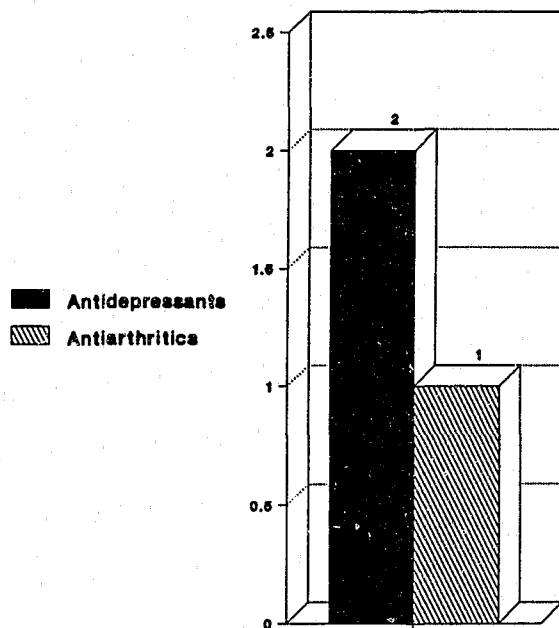
Disposition from Emergency Room



Alcohol Involvement



Type of Substance Mentioned

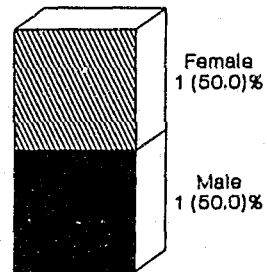


Average Age of Emergency Room Visit was 16.

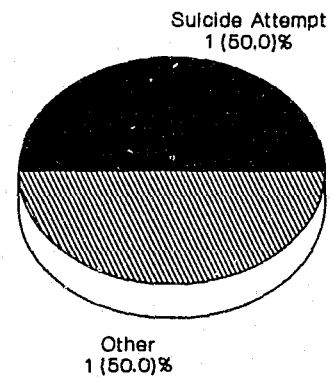
(3 Total Substances Mentioned)

Queen of Peace, Mitchell

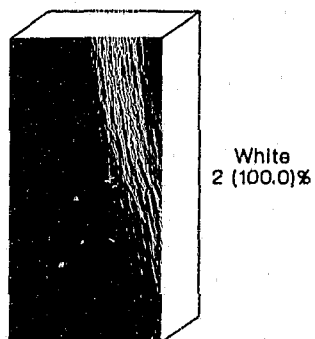
Sex of Individuals



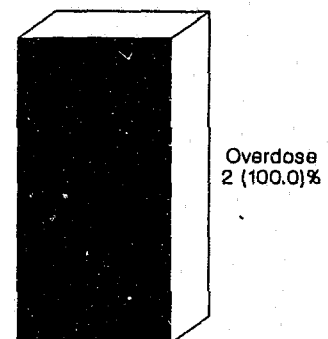
Reason for Taking Substance




Race of Individuals



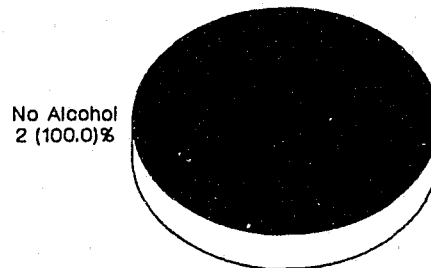
Overdoses



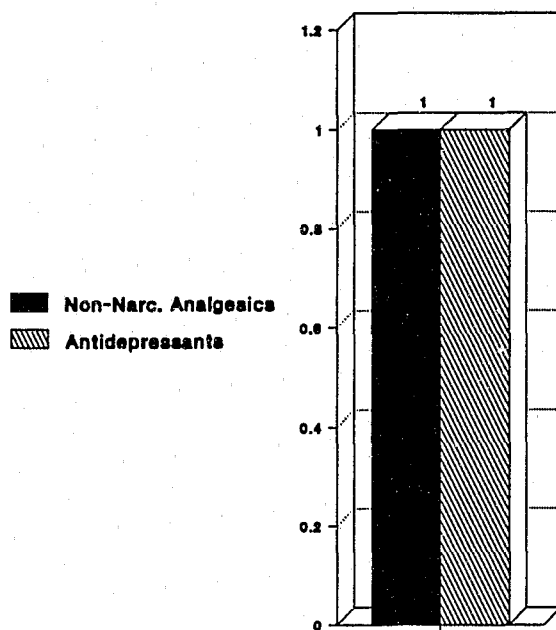
Disposition from Emergency Room



Alcohol Involvement



Type of Substance Mentioned

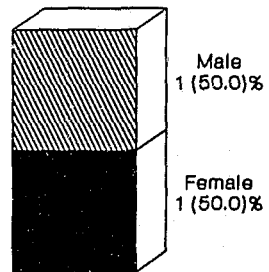


(2 Total Substances Mentioned)

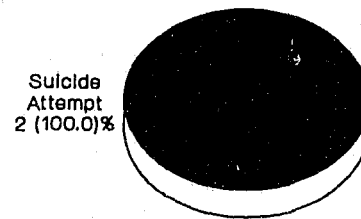
Average Age of Emergency Room Visit was 16.

St. Mary's Hospital, Pierre

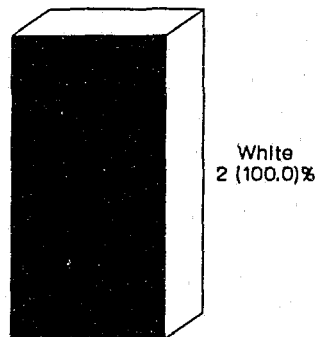
Sex of Individuals



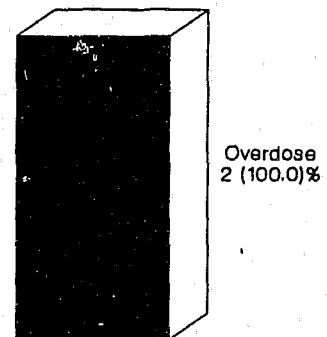
Reason for Taking Substance




Race of Individuals



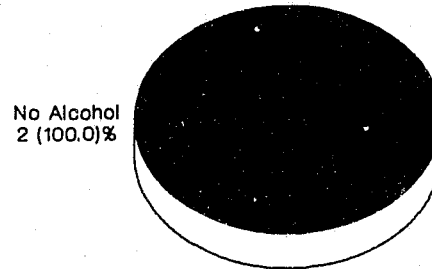
Overdoses



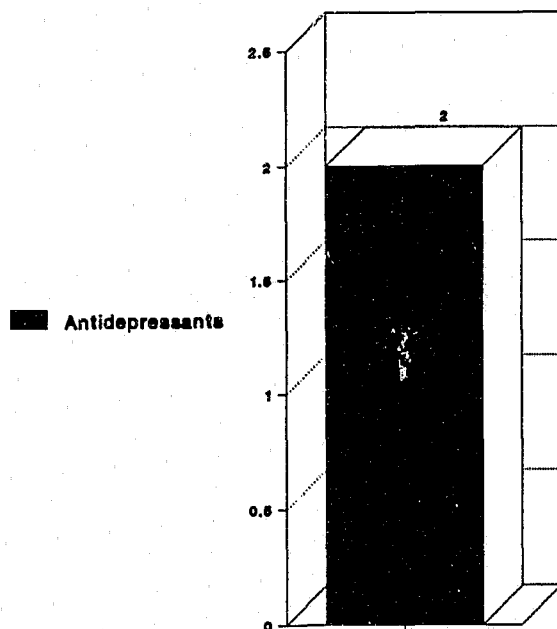
Disposition from Emergency Room



Alcohol Involvement



Type of Substance Mentioned

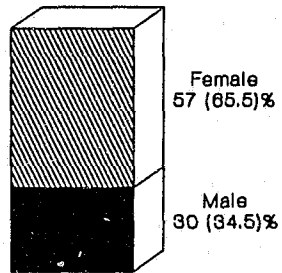


Average Age of Emergency Room Visit was 27.


(2 Total Substances Mentioned)

McKenna Hospital, Sioux Falls

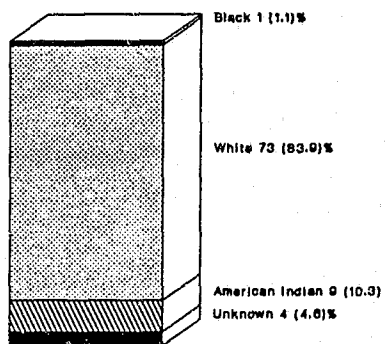
Sex of Individuals



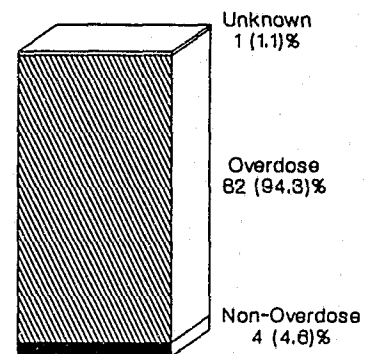
Reason for Taking Substance



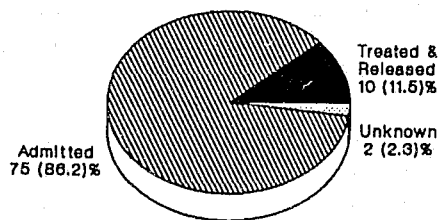
Race of Individuals



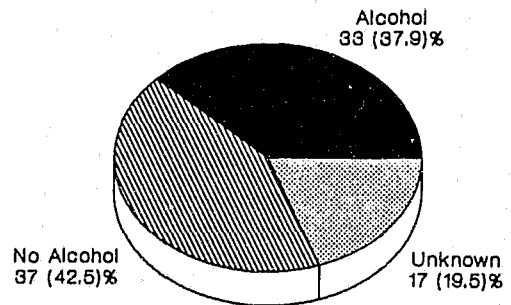
Overdoses



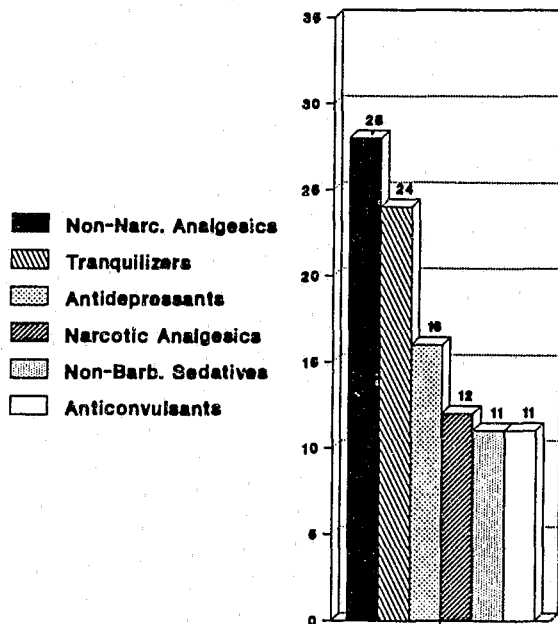
Disposition from Emergency Room



Alcohol Involvement



Type of Substance Mentioned

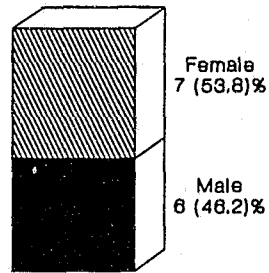


Average Age of Emergency Room Visit was 28.

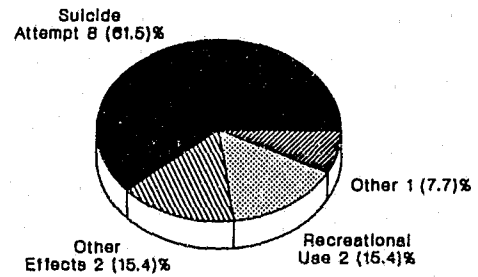
(136 Total Substances Mentioned)

Sioux Valley Hospital, Sioux Falls

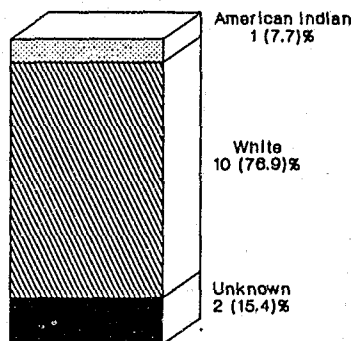
Sex of Individuals



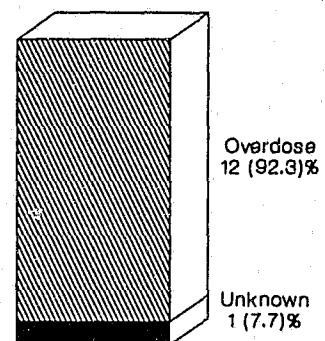
Reason for Taking Substance




Race of Individuals



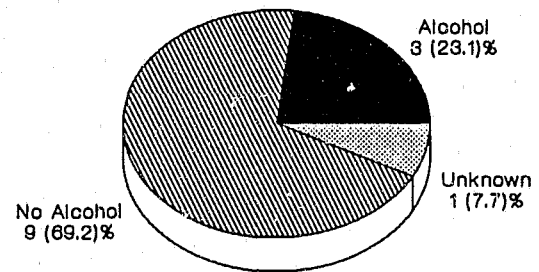
Overdoses



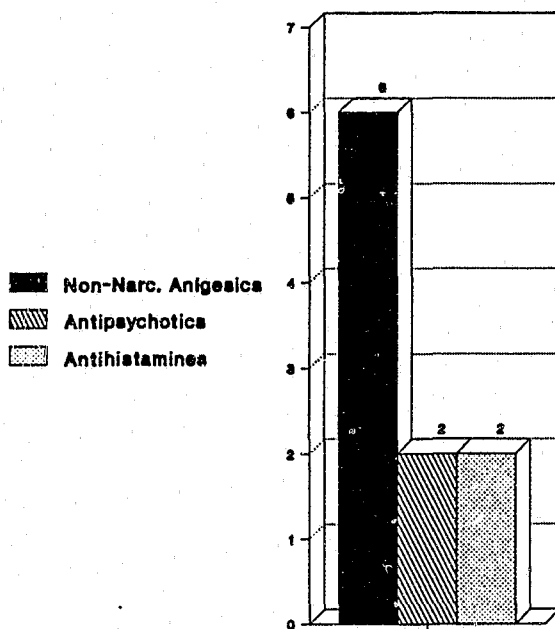
Disposition from Emergency Room



Alcohol Involvement



Type of Substance Mentioned

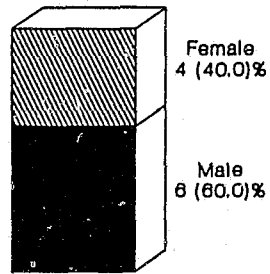


Average Age of Emergency Room Visit was 24.

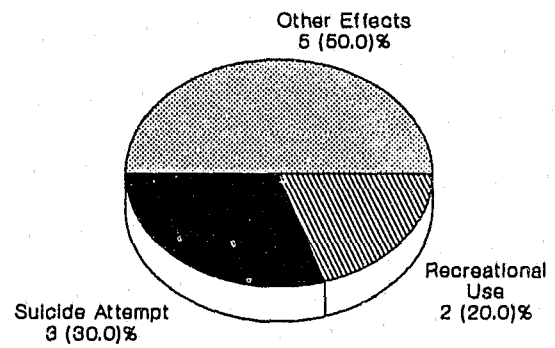
(35 Total Substances Mentioned)

PHS Indian Hospital, Sisseton

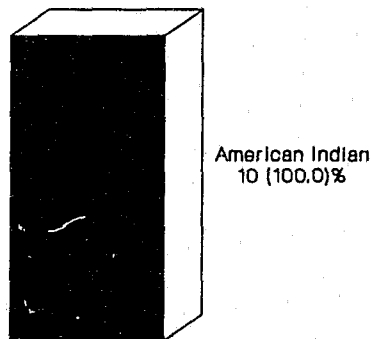
Sex of Individuals



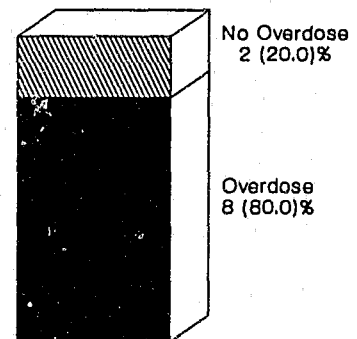
Reason for Taking Substance



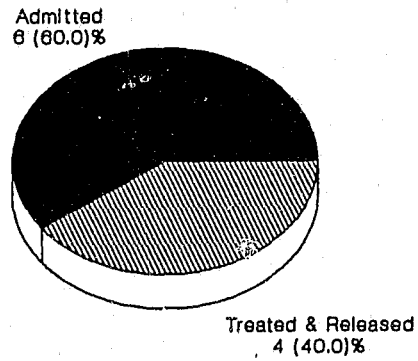
Race of Individuals



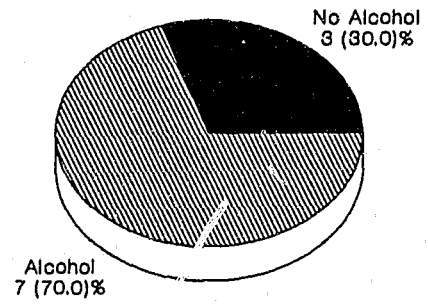
Overdoses



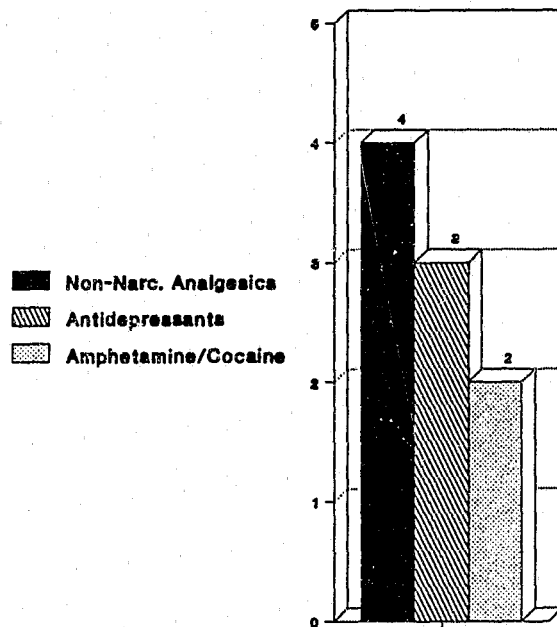
Disposition from Emergency Room



Alcohol Involvement



Type of Substance Mentioned

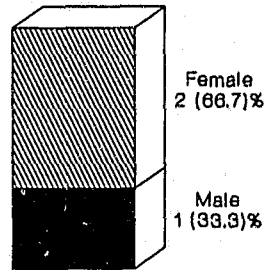


Average Age of Emergency Room Visit was 28.

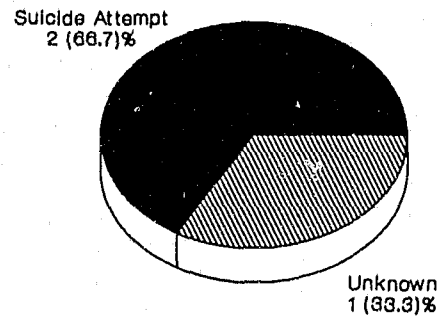
(15 Total Substances Mentioned)

Sturgis Community Health Care Center

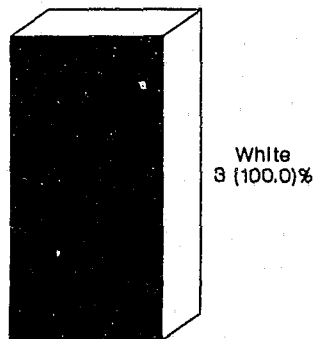
Sex of Individuals



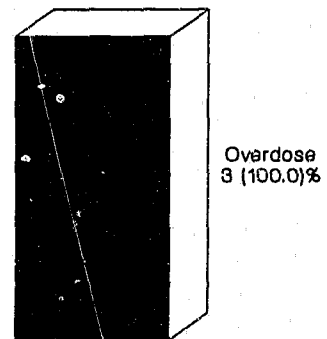
Reason for Taking Substance




Race of Individuals



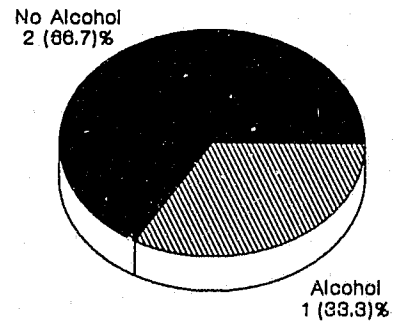
Overdoses



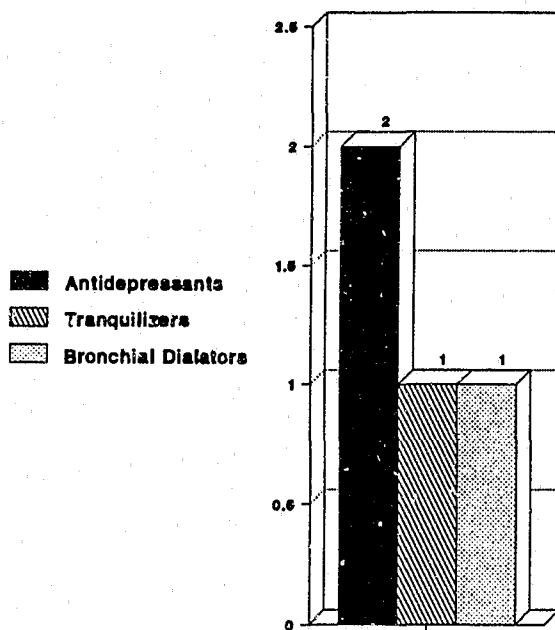
Disposition from Emergency Room



Alcohol Involvement



Type of Substance Mentioned

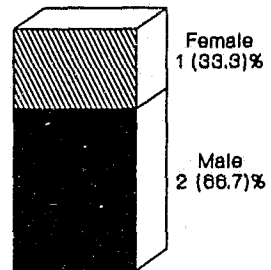


Average Age of Emergency Room Visit was 33.

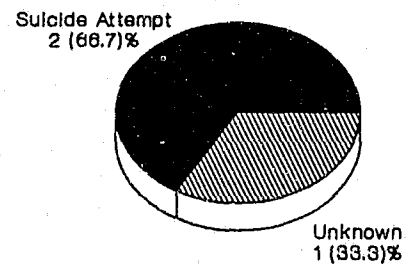
(4 Total Substances Mentioned)

Dakota Hospital, Vermillion

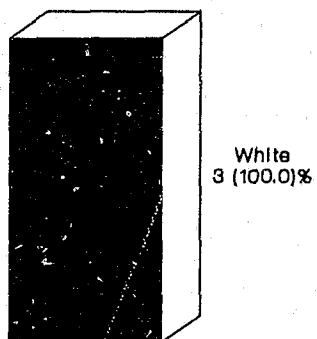
Sex of Individuals



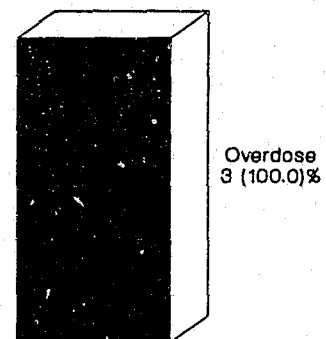
Reason for Taking Substance




Race of Individuals



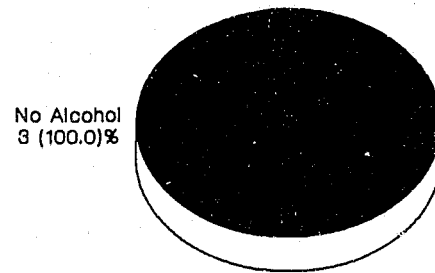
Overdoses



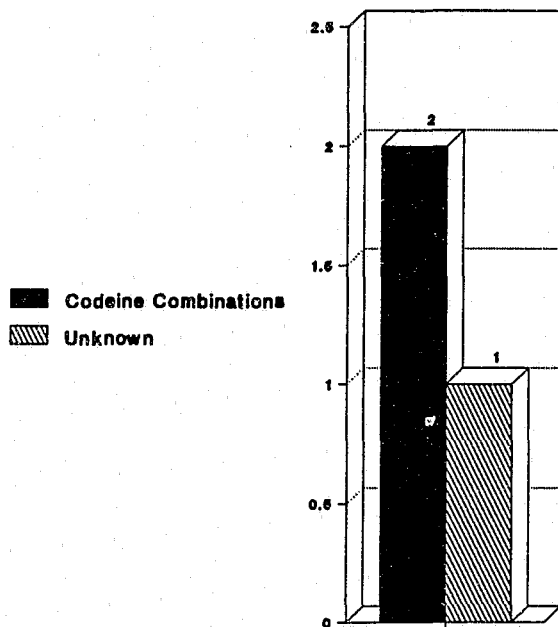
Disposition from Emergency Room



Alcohol Involvement



Type of Substance Mentioned

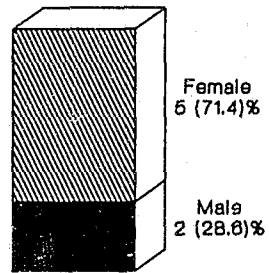


Average Age of Emergency Room Visit was 39.

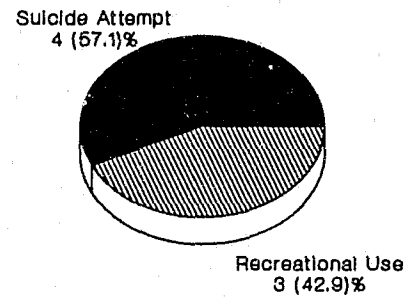
(3 Total Substances Mentioned)

PHS Indian Hospital, Wagner

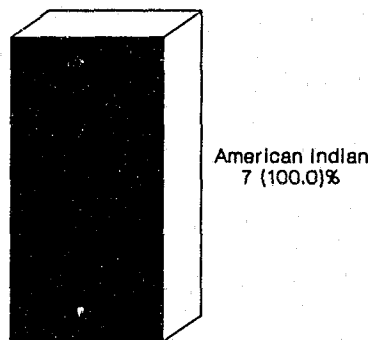
Sex of Individuals



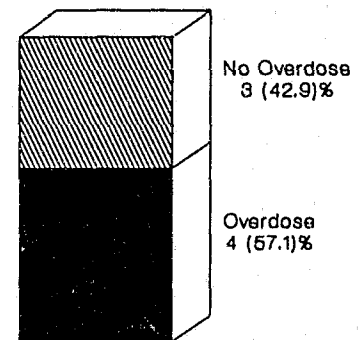
Reason for Taking Substance



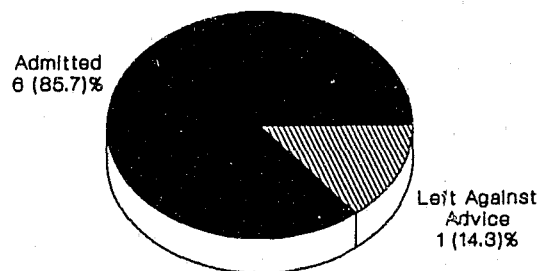
Race of Individuals



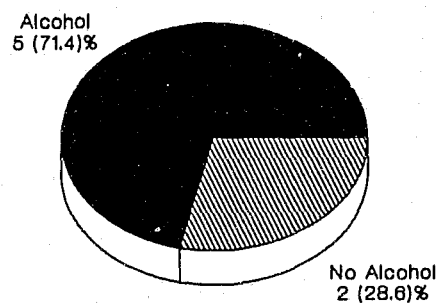
Overdoses



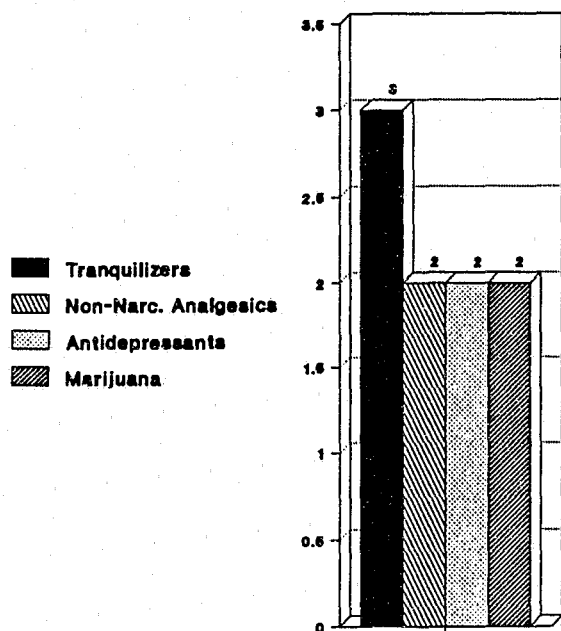
Disposition from Emergency Room



Alcohol Involvement



Type of Substance Mentioned

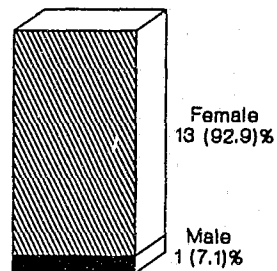


Average Age of Emergency Room Visit was 24.


(12 Total Substances Mentioned)

Prairie Lakes Health Care Center, Watertown

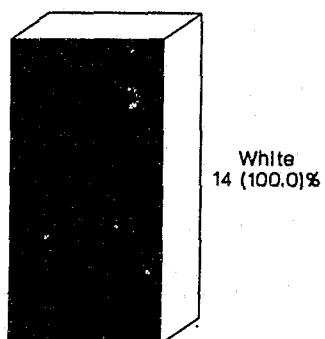
Sex of Individuals



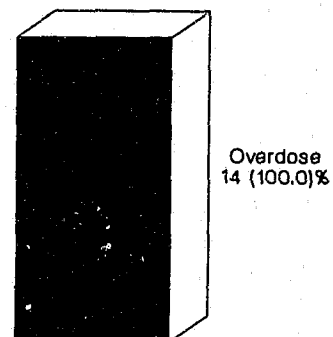
Reason for Taking Substance



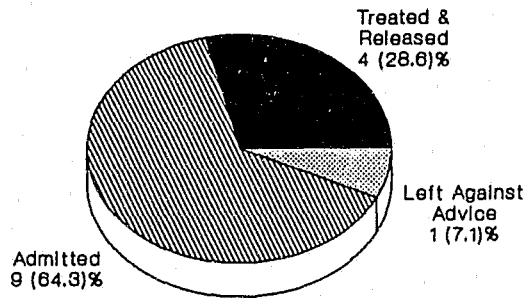
Race of Individuals



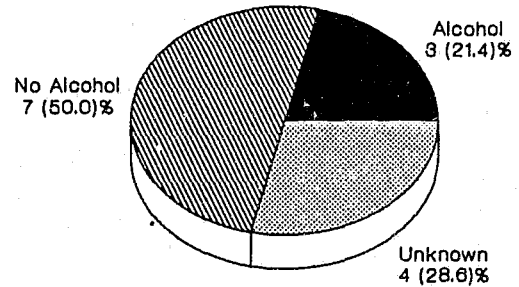
Overdoses



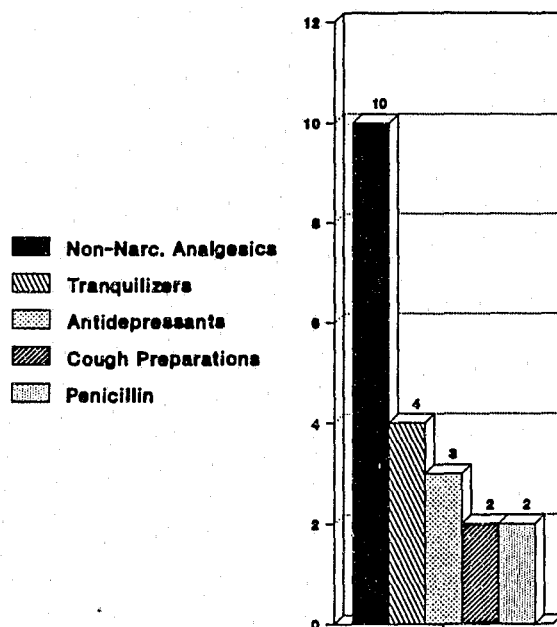
Disposition from Emergency Room



Alcohol Involvement



Type of Substance Mentioned

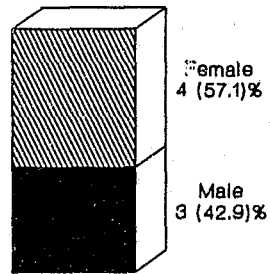


Average Age of Emergency Room Visit was 21.


(26 Total Substances Mentioned)

Baptist Hospital of Winner

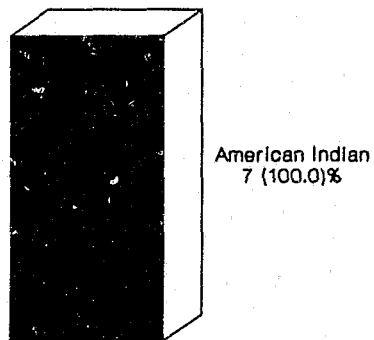
Sex of Individuals



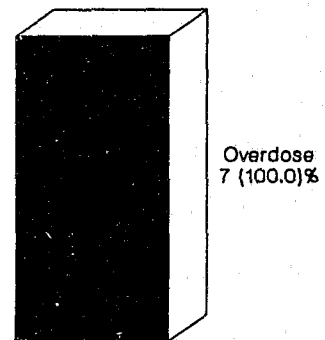
Reason for Taking Substance



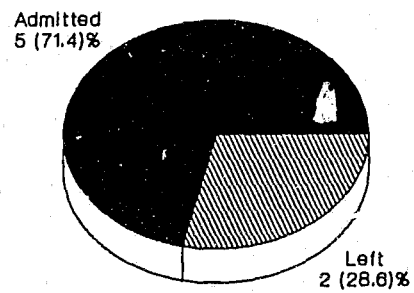
Race of Individuals



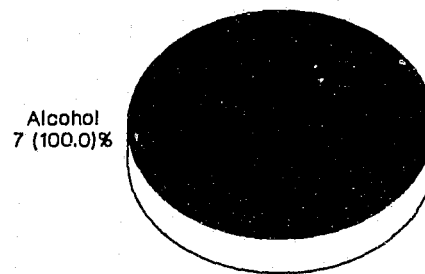
Overdoses



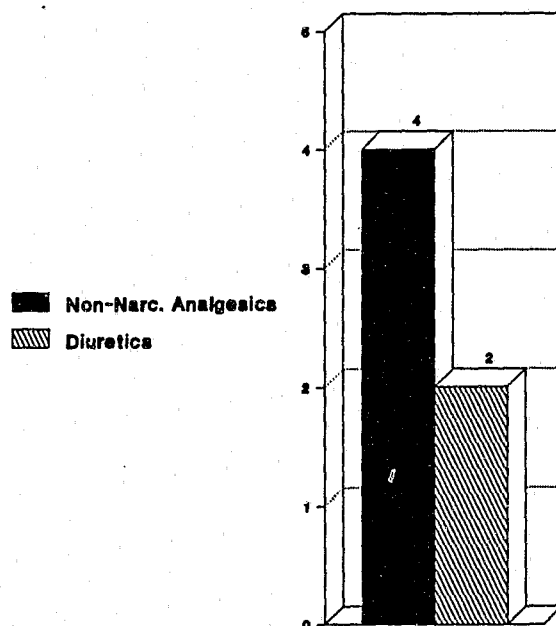
Disposition from Emergency Room



Alcohol Involvement



Type of Substance Mentioned

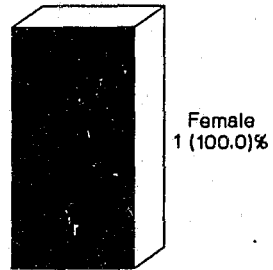


Average Age of Emergency Room Visit was 25.


(11 Total Substances Mentioned)

Gettysburg Medical Center

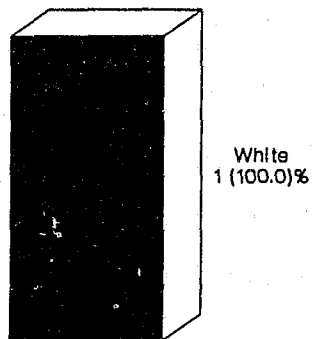
Sex of Individuals



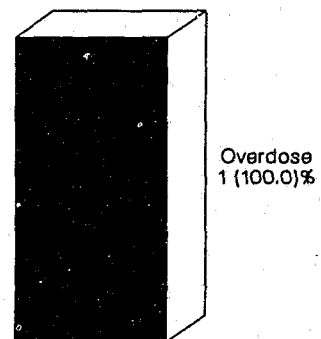
Reason for Taking Substance




Race of Individuals




Overdoses



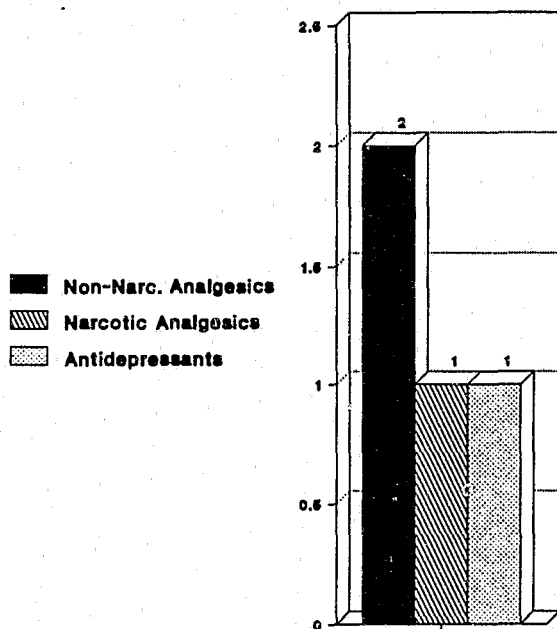
Disposition from Emergency Room



Alcohol Involvement



Type of Substance Mentioned

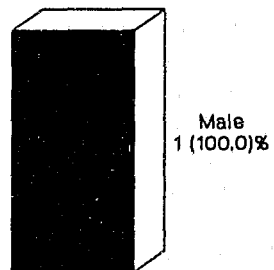


Average Age of Emergency Room Visit was 40.


(4 Total Substances Mentioned)

Pioneer Memorial Hospital, Viborg

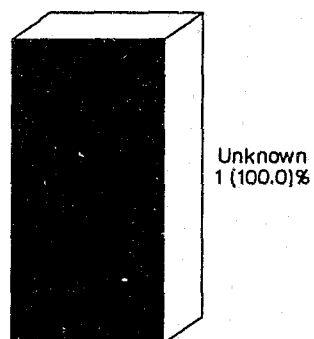
Sex of Individuals



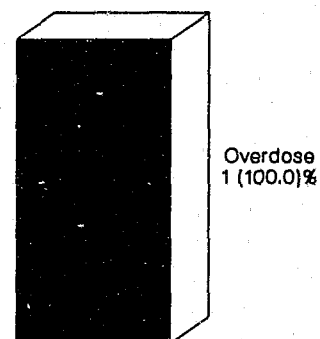
Reason for Taking Substance




Race of Individuals




Overdoses



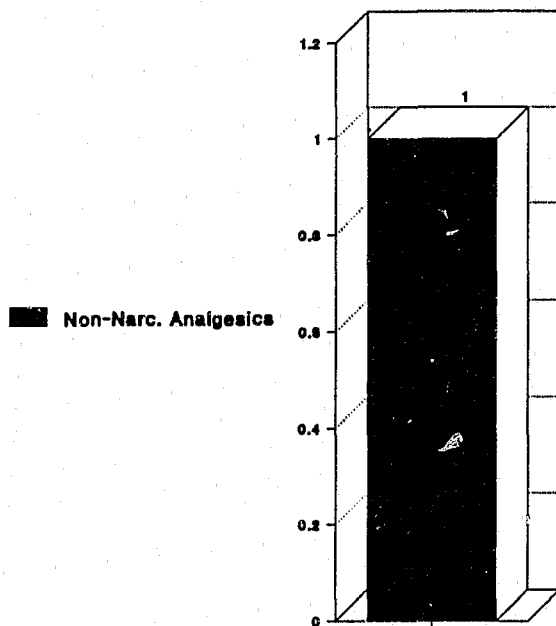
Disposition from Emergency Room



Alcohol Involvement



Type of Substance Mentioned

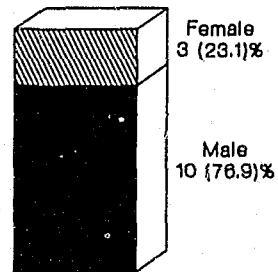


Average Age of Emergency Room Visit was 29.

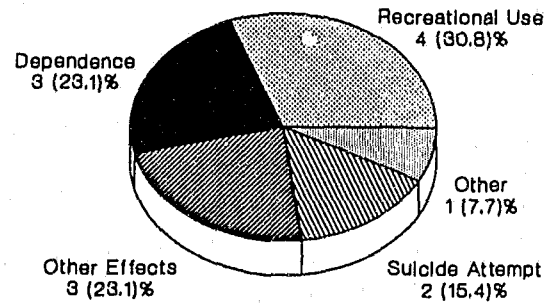
(1 Total Substance Mentioned)

Bennett County Hospital

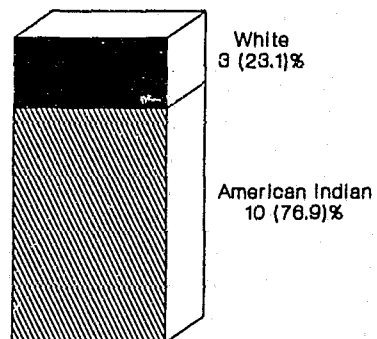
Sex of Individuals



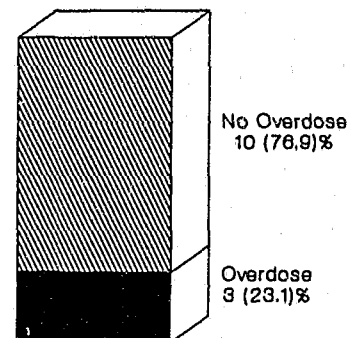
Reason for Taking Substance



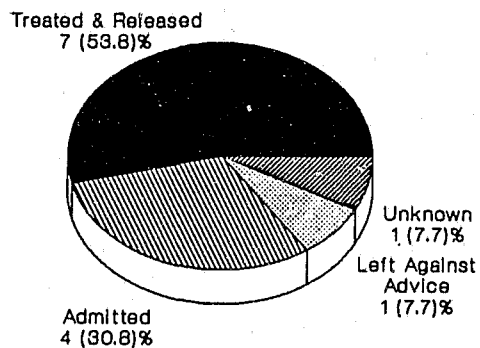
Race of Individuals



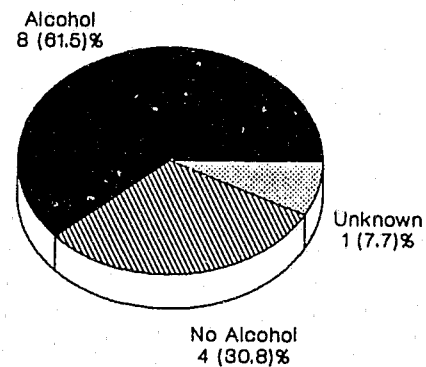
Overdoses



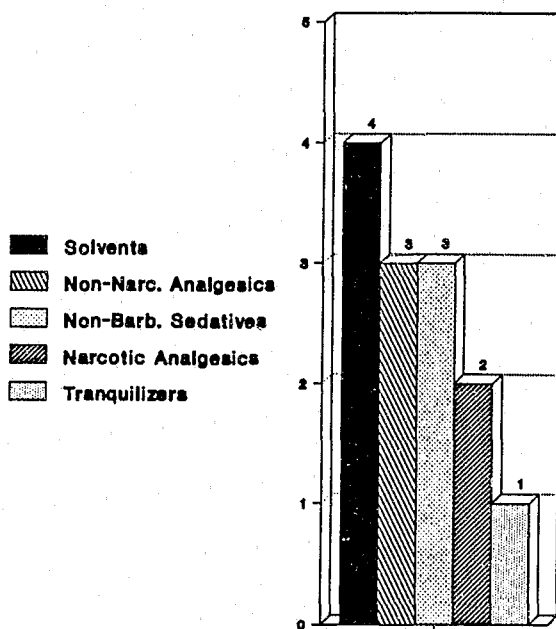
Disposition from Emergency Room



Alcohol Involvement



Type of Substance Mentioned



Average Age of Emergency Room Visit was 29.

(13 Total Substances Mentioned)