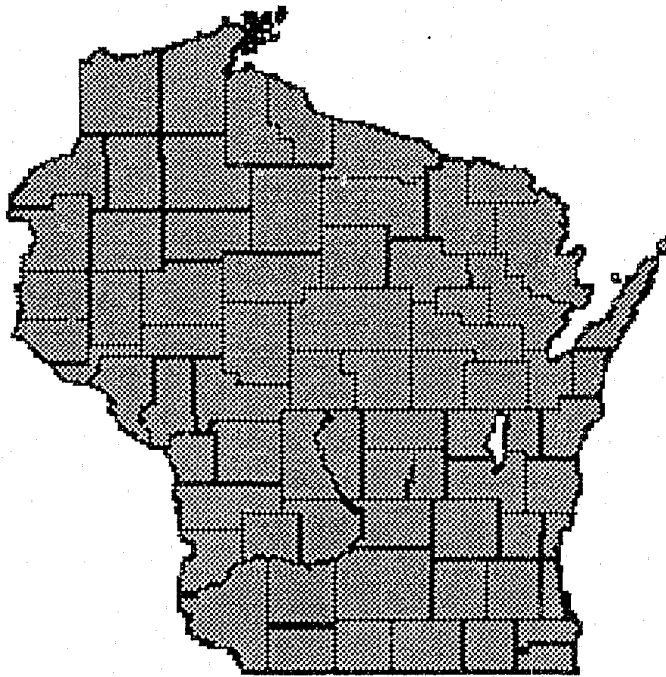

Sexual Assaults In Wisconsin 1992



Wisconsin Office of Justice Assistance
Statistical Analysis Center

Tommy G. Thompson
Governor

Jerome D. Lacke
Executive Director



Tommy G. Thompson
Governor

Jerome D. Lacke
Executive Director

November 1993

Dear Colleague:

I am pleased to present for your review and use, **Sexual Assaults in Wisconsin 1992**. This is the ninth annual report on sexual assaults in the State issued by the Wisconsin Office of Justice Assistance's Statistical Analysis Center.

Beginning in 1991, OJA began collecting sexual assault data in a format consistent with the Incident-Based Crime Reporting (IBR) system being established in the State. As agencies begin electronically reporting crime and arrest data under this new system, the manual reporting of incident-based sexual assault data will no longer be necessary. To facilitate this transition, however, our manual forms were redesigned to parallel the IBR system.

As was the case with last year's report, the first based on IBR system data and definitions, this report focuses on the categories of assaults which are defined by both the national and the Wisconsin IBR systems: forcible rape, forcible sodomy, assault with an object, forcible fondling, and statutory rape. An additional IBR assault category, incest, has been excluded because it does not meet Wisconsin's Statutory definition of a sexual assault.

I hope this report will be a valuable resource for you. We are interested in hearing about any ways in which this report could be improved, and would appreciate any comments you may have on the report.

Sincerely,

JEROME D. LACKE
Executive Director

146076

U.S. Department of Justice
National Institute of Justice

This document has been reproduced exactly as received from the person or organization originating it. Points of view or opinions stated in this document are those of the authors and do not necessarily represent the official position or policies of the National Institute of Justice.

Permission to reproduce this copyrighted material has been granted by
Wisconsin Office of Justice Assistance

to the National Criminal Justice Reference Service (NCJRS).

Further reproduction outside of the NCJRS system requires permission of the copyright owner.

Sexual Assaults in Wisconsin 1992

November 1993

Coordinated by

Stephen W. Grohmann

Staff

Mary Braun
Lee Bushweiler
Tom Eversen
Jessica Strand

**Wisconsin Office of Justice Assistance
Statistical Analysis Center
222 State Street, Second Floor
Madison, Wisconsin 53702**

The Statistical Analysis Center

The Statistical Analysis Center is a program of the Office of Justice Assistance. The Center collects, analyzes, interprets, and disseminates criminal and juvenile justice data.

The Center administers the State Uniform Crime Reporting (UCR) program. The sexual assault data reported in this publication are collected as part of the UCR program. The Center also operates three other information systems: one maintaining selected county jail inmate data, one maintaining drug enforcement Task Force data, and one maintaining statewide juvenile detention data. The Center prepares annual reports and other special reports on the data and other information maintained in these systems.

In addition to operating certain data systems and disseminating related information, the Center conducts other special studies and data analyses and responds to over 400 requests for data and other information each year.

Acknowledgment

The Office of Justice Assistance wishes to acknowledge the contribution of local law enforcement agency staff and administrators in providing the data for this publication. Without the time and diligence of these persons, this report would not be possible.

Table of Contents

| | |
|---|----|
| Executive Summary | 2 |
| Introduction | 4 |
| Data Collection and Interpretation | 5 |
| Types of Sexual Assaults | 6 |
| Number and Nature of Sexual Assaults | 7 |
| Table 1 Offenses Reported by Wisconsin Sexual Assault Degree | 7 |
| Graph 1 Sexual Assault Types | 8 |
| Table 2 Victim Race by Offender Race | 9 |
| Table 3 Victim Sex by Offender Sex | 9 |
| Graph 2 Relationship of Assailant to Victim | 9 |
| Table 4 Location of Sexual Assaults | 10 |
| Graph 3 Sexual Assaults by Month | 10 |
| Table 5 Number of Offenders | 11 |
| Most Serious Sexual Assaults | 12 |
| Graph 4 Relationship of Assailant to Victim - Serious Offenses | 13 |
| Table 6 Victim Characteristics - Serious Assaults | 14 |
| Table 7 Offender Characteristics - Serious Assaults | 15 |
| Table 8 Relationship and Arrest Outcome - Serious Assaults | 16 |
| Less Serious Sexual Assaults | 17 |
| Graph 5 Relationship of Assailant to Victim - Forcible Fondling | 17 |
| Graph 6 Forcible Fondling by Victim Age | 18 |
| Trends in Reported Sexual Assaults | 19 |
| Graph 7 Yearly Sexual Assault Trends | 19 |
| Table 9 State Totals - Sexual Assault 1986-1992 | 19 |
| Sexual Assaults by Jurisdiction | 20 |
| Table 10 Sexual Assault by County and Municipality-1992 | 21 |
| Appendix A - Wisconsin Sexual Assault Statutes | 31 |
| Appendix B - Sexual Assault Data Collection Form | 33 |

EXECUTIVE SUMMARY WISCONSIN SEXUAL ASSAULTS: 1992

NUMBER AND NATURE OF SEXUAL ASSAULTS

- In 1992, an estimated 7,159 sexual assaults were reported to law enforcement agencies, representing a 4.5 percent increase over the 1991 estimated total of 6,852.
- Seventy-five percent of all sexual assault victims were juveniles. Over 67 percent of all victims were 15 years old or younger.
- The most common type of sexual assault was forcible fondling, which accounted for 58 percent of all reported cases.
- Of all sexual assaults, 29 percent were the most serious types of offenses (forcible rape, forcible sodomy, or assault with an object).
- Ninety percent of all sexual assaults were perpetrated by someone known to the victim, while 10 percent were committed by strangers.
- An offender was arrested in 54 percent of all cases.
- Eighty-eight percent of all sexual assault offenders apprehended were referred to criminal or juvenile court.
- Sexual assaults occurred more frequently in the summer months of May, June, and July.
- Fifty-five percent of assaults took place in either the victim's or offender's home.
- Ninety-six percent of assaults were committed by single offenders.

VICTIM CHARACTERISTICS

- The average age of all sexual assault victims was 15, the median, or middle, age was 14.
- Seventy-five percent of all victims were juveniles.
- Sexual assault victims were primarily women (86 percent) and primarily White (81 percent).
- Four percent of victims had serious injuries, an additional five percent had minor injuries.

OFFENDER CHARACTERISTICS

- The average age of a sexual assault offender was 25, 10 years older than the average victim; the median, or middle, offender age was 21.
- Ninety-four percent of all offenders were male.
- Offender race was White in 72 percent of assaults; 23 percent involved Black offenders.
- A dangerous weapon was used in four percent of the reported cases, 10 percent used personal weapons, and 86 percent used no weapon.
- Four percent of sexual assaults involved multiple offenders.

FORCIBLE RAPE

- Twenty-two percent of all offenses were forcible rapes.
- The average victim age was 20, with the median 18. This is considerably higher than the average age of 15 for all sexual assaults, and the median of 14.
- The average offender age was 26, with a median of 24. This is slightly higher than the average offender age of 25 for all assaults, and the median of 21.
- Victims sustained major injuries in 11 percent of the cases reported to law enforcement.
- Apprehended offenders were referred to criminal or juvenile court in 91 percent of the cases.

FORCIBLE SODOMY

- Five percent of all offenses were reported as forcible sodomy.
- The average victim age was 12, with the median being 10.
- The average offender age was 24, with a median of 28.
- Eighty-three percent of apprehended forcible sodomy offenders were referred to criminal or juvenile court.

ASSAULT WITH AN OBJECT

- Two percent of the cases reported were assaults with an object.
- The average victim age was 12, with the median being 10. This is considerably lower than the average age of 15 for all sexual assaults, and the median of 14.
- The average offender age was 28, with a median of 26. This is also higher than the overall average of 25, and median of 21.
- Ninety-one percent of apprehended offenders were referred to criminal or juvenile court.

STATUTORY RAPE

- Twelve percent of all sexual assault offenses were statutory rape.
- The average victim age as well as the median was 14; and the average offender age was 19, with a median of 18.
- Statutory rape offenders were arrested in 64 percent of the cases.
- Eighty-seven percent of arrested offenders were referred to criminal or juvenile court.

FORCIBLE FONDLING

- Fifty-eight percent of all sexual assaults were cases of forcible fondling.
- The average victim age was 14, with the median being 13. These numbers are close to the overall sexual assault average of 15 and median of 14.
- The average offender age was 26, with a median of 22.
- Eighty-eight percent of apprehended forcible fondling offenders were referred to criminal or juvenile court.

INTRODUCTION

This report presents data on sexual assaults reported to law enforcement agencies in Wisconsin during 1992. Data were collected by the Statistical Analysis Center (SAC), a program of the Office of Justice Assistance (OJA), as a part of the state Uniform Crime Reporting (UCR) program.

Data on sexual assaults have been collected by SAC as part of the UCR program since January 1, 1984. Unlike most other UCR data, which are collected as aggregate statistics (monthly totals), sexual assault data are collected on a case-by-case basis. These data are collected to provide information about sexual assaults as defined by Wisconsin Statutes. For many years, the UCR program has collected data on "forcible rape," defined by the UCR program as "the carnal knowledge of a female forcibly and against her will." Sexual assault in Wisconsin is defined in sections 940.225 and 948.02 of the State Statutes. The statutes define four degrees of assaultive "sexual contact or sexual intercourse" between persons of either sex. This definition is considerably broader than the UCR definition of forcible rape. A copy of the sexual assault statutory language is found in **Appendix A** of this report.

This report will focus on five sexual assault offense types defined by both the national and Wisconsin Incident-Based Reporting Systems (IBRS). These are: Forcible Rape, Forcible Sodomy, Assault With an Object, Forcible Fondling, and Statutory Rape. A copy of this data collection form is found in **Appendix B** of this report. The 1992 sexual assault statistics presented in this report are usually grouped into the offense categories listed above. They are occasionally grouped on the basis of Wisconsin sexual assault degrees; however, the statutory degree of an assault can be based on factors other than the type of assault. In particular, the age of the victim is a determining factor. For example, if the victim is 12 years old or younger, regardless whether there was sexual contact or intercourse, the assault would be a first degree sexual assault based on the victim's age.

DATA COLLECTION AND INTERPRETATION

The assaults described and analyzed in this report are those reported to law enforcement agencies during 1992. The data are submitted to SAC as part of the monthly UCR report of law enforcement agencies. Data are collected on the Wisconsin Sexual Assault Form, which is reproduced in **Appendix B**. As with any sensitive crime, actual reports of offenses to law enforcement agencies may not be totally representative of all assaults committed. Assaults not reported to law enforcement agencies cannot be addressed in this report, even though they may be reported to other agencies such as social services or medical agencies.

The unit of analysis in this report is the assault or offense, which is usually defined as involving one victim; that is, for any given incident, one assault is counted for each victim. The one instance in which several assault incidents are counted as one assault is the case of an ongoing assault. For this report, a series of assaults on one person which constitute one "clear and distinct criminal operation" is counted as one offense. One example of an ongoing sexual assault is an intrafamilial assault situation in which incidents take place over a long period of time. This is counted as one (ongoing) assault.

The data in this report focus on all reported cases, in most cases regardless of the eventual disposition of the cases by the law enforcement agency or the court. The factual accuracy of these reported assaults and the circumstances surrounding them have, in a legal sense, not been substantiated. Although "unfounded" cases (as determined by the law enforcement agency) are still reported and maintained in the database, this report deals only with "founded" cases.

TYPES OF SEXUAL ASSAULTS

Sexual assault, as defined by Wisconsin Statutes, encompasses a wide range of seriousness, from violent rapes to less physically injurious sexual contacts. The seriousness of an assault is, of course, related to a number of factors such as the extent of the victim's trauma, injuries, and so forth; but these are not always easily measured. Fortunately, the seriousness of the assaults are also defined, to some degree, by the five offense categories utilized in the Uniform Crime Reporting - Incident-Based system, as defined below:

Forcible Rape: Vaginal intercourse with a person, forcibly and/or *against that person's will*, or where the victim was incapable of giving consent because of his/her temporary or permanent mental or physical incapacity.

Forcible Sodomy: Oral or anal sexual intercourse with another person, forcibly and/or *against that person's will*; or not forcibly nor against the person's will where the victim is incapable of giving consent because of his/her youth or because of his/her temporary or permanent mental or physical incapacity.

Sexual Assault With An Object: The use of an object or instrument to unlawfully penetrate, however slightly, the genital or anal opening of the body of another person, forcibly and/or *against the person's will*; or, not forcibly nor against the person's will where the victim is incapable of giving consent because of his/her youth or because of his/her temporary or permanent mental or physical incapacity. *Note:* An "object" or "instrument" is anything used by the offender other than the offender's genitalia. Examples include a finger, bottle, handgun, stick, etc.

Forcible Fondling: The touching of the private body parts of another person for the purpose of sexual gratification or victim humiliation, forcibly and/or *against that person's will*; or, not forcibly nor against the person's will where the victim is incapable of giving consent because of his/her youth or because of his/her temporary or permanent mental/physical incapacity. *Note:* Forcible Fondling includes "Indecent Liberties" and "Child Molesting." Although "force" may not have been used, offenses may fall into this category because the victim was incapable of giving consent, or did not give consent.

Statutory Rape: Nonforcible *sexual intercourse* with a person who is under the statutory age of consent; *under age 16 in Wisconsin.*

NUMBER AND NATURE OF SEXUAL ASSAULTS

Table 1 and Graph 1, and other data in this section provide basic information on all 1992 sexual assaults. Table 1 shows assaults by category of assault and statutory sexual assault degree. Graph 1 shows the relative volume of cases of each of the types of sexual assaults. Note that these data displays, and all those that follow, except Tables 6 and 7, present reported data, excluding the small number of estimated missing cases that have been added to the state total and relevant county totals in order to estimate the universe of cases.

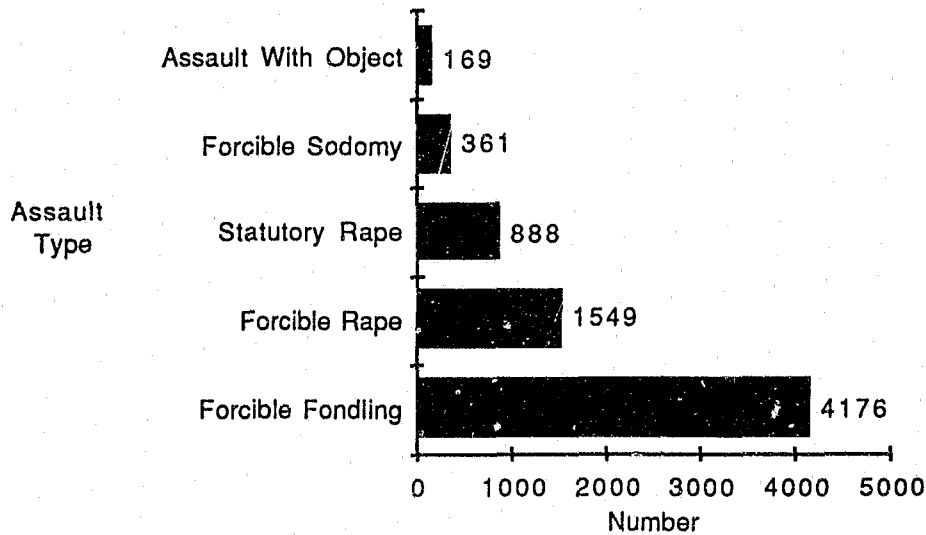
The five UCR-IBR categories of sexual assault defined in the previous section provide a measurable and somewhat objective means of categorizing sexual assaults by seriousness. The best objective measure of the seriousness of a sexual assault may be whether or not it involved penetration of a body orifice, with either genitalia or an object, forcibly or without consent. The most physically injurious offenses (forcible rape, forcible sodomy, and assault with an object) all encompass these characteristics and will be examined as one group later in this report. The other, less serious offenses will be examined as a separate group.

TABLE 1
OFFENSES REPORTED BY WISCONSIN SEXUAL ASSAULT DEGREE

| | 1st Degree | | 2nd Degree | | 3rd Degree | | 4th Degree | | Total | |
|---------------------|------------|-------|------------|-------|------------|-------|------------|-------|-------|-------|
| | N | % | N | % | N | % | N | % | N | % |
| Forcible Rape | 771 | 22.2 | 680 | 25.4 | 90 | 53.3 | 8 | 1.0 | 1549 | 21.7 |
| Forcible Sodomy | 255 | 7.3 | 89 | 3.3 | 13 | 7.7 | 4 | 0.5 | 361 | 5.1 |
| Assault with Object | 117 | 3.4 | 40 | 1.5 | 6 | 3.6 | 6 | 0.7 | 169 | 2.4 |
| Forcible Fondling | 2133 | 61.4 | 1184 | 44.2 | 60 | 35.5 | 799 | 97.8 | 4176 | 58.5 |
| Statutory Rape | 200 | 5.8 | 688 | 25.7 | - | - | - | - | 888 | 12.4 |
| Total | 3476 | 100.0 | 2681 | 100.0 | 169 | 100.0 | 817 | 100.0 | 7143 | 100.1 |

Number of Missing Observations: 8

GRAPH 1
Sexual Assault Types



Number of missing observations: 8

Sexual Assault Victim Characteristics

- Seventy-five percent of all sexual assault victims were juveniles. Over 67 percent of all victims were 15 years old or younger.
- The average age of all sexual assault victims was 15, the median, or middle, age was 14.
- Sexual assault victims were primarily women (86 percent) and primarily White (81 percent).
- Four percent of victims had serious injuries, an additional five percent had minor injuries.

Sexual Assault Offender Characteristics

- The average age of a sexual assault offender was 25, 10 years older than the average victim; the median, or middle, offender age was 21.
- Ninety-four percent of all offenders were male.
- Offender race was White in 72 percent of assaults; 23 percent involved Black offenders.
- A dangerous weapon was used in four percent of the reported cases, 10 percent used personal weapons, and 86 percent used no weapon.
- Four percent of sexual assaults involved multiple offenders.

Relationship and Arrest Outcome

- Ninety percent of all sexual assaults were perpetrated by someone known to the victim, while 10 percent were committed by strangers.
- An offender was arrested in 54 percent of all cases.
- Eighty-eight percent of all sexual assault offenders apprehended were referred to criminal or juvenile court.

TABLE 2
VICTIM RACE BY OFFENDER RACE

| Offender Race | White | | Black | | Other* | | Total | |
|---------------|-------|-------|-------|-------|--------|-------|-------|-------|
| | N | % | N | % | N | % | N | % |
| White | 4977 | 88.4 | 107 | 9.3 | 22 | 19.0 | 5106 | 74.1 |
| Black | 596 | 10.6 | 1035 | 90.2 | 12 | 10.3 | 1,643 | 23.8 |
| Other* | 56 | 1.0 | 6 | 0.5 | 83 | 70.7 | 145 | 2.1 |
| Total | 5629 | 100.0 | 1148 | 100.0 | 117 | 100.0 | 6894 | 100.0 |

Number of Missing Observations: 257

*The Other category includes American Indians and Asians. The individual numbers were too small to display separately on this table.

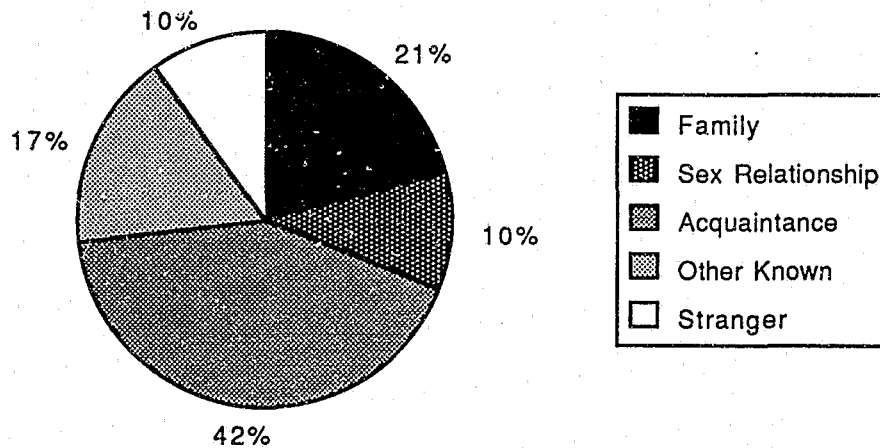
TABLE 3
VICTIM SEX BY OFFENDER SEX

| Offender Sex | Male | | Female | | Total | |
|--------------|------|-------|--------|-------|-------|-------|
| | N | % | N | % | N | % |
| Male | 753 | 76.5 | 5969 | 98.3 | 6722 | 95.3 |
| Female | 231 | 23.5 | 101 | 1.7 | 332 | 4.7 |
| Total | 984 | 100.0 | 6070 | 100.0 | 7054 | 100.0 |

Number of missing observations: 97

GRAPH 2

Relationship of Assailant to Victim



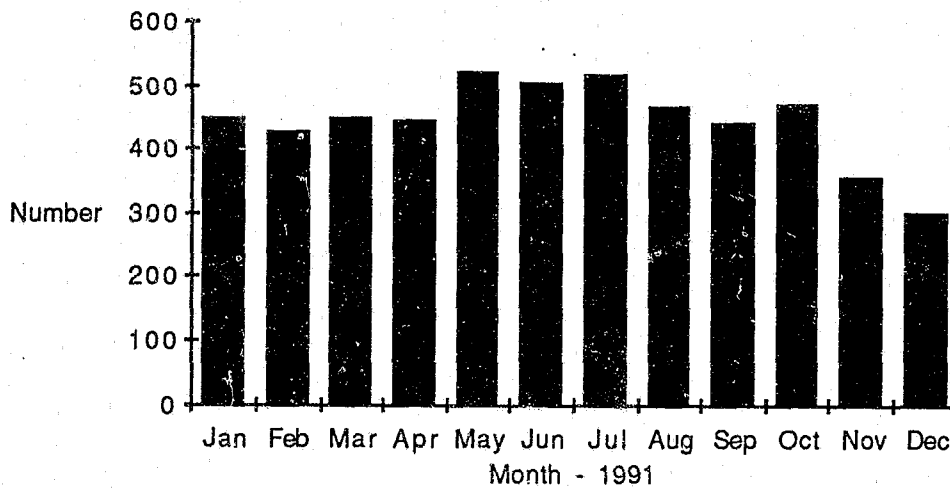
**TABLE 4
LOCATION OF SEXUAL ASSAULTS**

| <u>Location</u> | <u>N</u> | <u>%</u> |
|-----------------|------------|-------------|
| Victim Home | 2327 | 32.5 |
| Offender Home | 1610 | 22.5 |
| Other Residence | 594 | 8.3 |
| School/College | 523 | 7.3 |
| Outdoors | 691 | 9.7 |
| Vehicle | 426 | 6.0 |
| Other Indoors | 176 | 2.5 |
| Other/Unknown | <u>804</u> | <u>11.2</u> |
| Total | 7151 | 100.0 |

Graph 3 depicts the number of sexual assaults by month. While sexual assaults occur frequently in all months, there was an increase in volume during the summer months.

GRAPH 3

Sexual Assaults by Month



As explained in Data Collection and Interpretation, an assault is usually defined as involving one victim. When multiple victims are involved, one assault is recorded for each victim, however a single assault may involve multiple offenders. The numbers of sexual assaults with single and multiple offenders are shown below. (Multiple offender sexual assaults do not necessarily involve the same assault activity by all offenders.) The table shows that 96 percent of sexual assaults involved single offenders and four percent involved multiple offenders.

TABLE 5
NUMBER OF OFFENDERS

| <u>Number of Offenders</u> | <u>Number of Assaults</u> | <u>Percent of all Assaults</u> |
|----------------------------|---------------------------|------------------------------------|
| 1 | 6891 | 96.4 |
| 2 | 202 | 2.8 |
| 3 | 37 | 0.5 |
| 4 | 14 | 0.2 |
| 5 | 5 | 0.1 |
| 6 | 2 | 0.0 |
| Total | 7151 | 100.0 |

MOST SERIOUS SEXUAL ASSAULTS

The best objective measure of the seriousness of a sexual assault may be whether or not it involved penetration of a body orifice, with either genitalia or an object, forcibly or without consent. The most physically injurious offenses (forcible rape, forcible sodomy, and assault with an object) all encompass these characteristics and are further examined in this section.

Forcible Rape

- Twenty-two percent of all offenses were forcible rapes.
- The average victim age was 20, with the median 18. This is considerably higher than the average age of 15 for all sexual assaults, and the median of 14.
- The average offender age was 26, with a median of 24. This is slightly higher than the average offender age of 25 for all assaults, and the median of 21.
- Victims sustained major injuries in 11 percent of the cases reported to law enforcement.
- Apprehended offenders were referred to criminal or juvenile court in 91 percent of the cases.

Forcible Sodomy

- Five percent of all offenses were reported as forcible sodomy.
- The average victim age was 12, with the median being 10.
- The average offender age was 24, with a median of 28.
- Eighty-three percent of apprehended forcible sodomy offenders were referred to criminal or juvenile court.

Assault with an Object

- Two percent of the cases reported were assaults with an object.
- The average victim age was 12, with the median being 10. This is considerably lower than the average age of 15 for all sexual assaults, and the median of 14.
- The average offender age was 28, with a median of 26. This is also higher than the overall average of 25, and median of 21.
- Ninety-one percent of apprehended offenders were referred to criminal or juvenile court.

Graph 4 and Tables 6, 7, and 8 on the following pages present basic information on the three most serious sexual assaults: forcible rape, forcible sodomy, and assault with an object.

GRAPH 4
Relationship of Assailant
to Victim
Serious Offenses

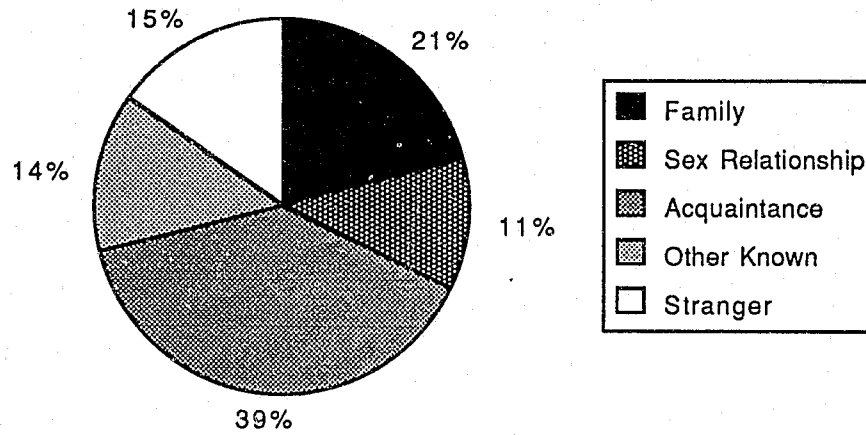


TABLE 6
VICTIM CHARACTERISTICS - SERIOUS ASSAULTS

| | FORCIBLE RAPE | COLUMN % | FORCIBLE SODOMY | COLUMN % | ASSAULT WITH AN OBJECT | COLUMN % | TOTAL | % OF TOTAL |
|--------------------|------------------|-------------|--------------------|-------------|------------------------------|-------------|-------|---------------|
| VICTIM AGE | | | | | | | | |
| 1-12 | 262 | 16.9% | 227 | 63.2% | 105 | 62.5% | 594 | 28.6% |
| 13-15 | 282 | 18.2% | 62 | 17.3% | 28 | 16.7% | 372 | 17.9% |
| 16-17 | 189 | 12.2% | 18 | 5.0% | 6 | 3.6% | 213 | 10.3% |
| 18-20 | 162 | 10.5% | 12 | 3.3% | 8 | 4.8% | 182 | 8.8% |
| 21-30 | 403 | 26.1% | 26 | 7.2% | 13 | 7.7% | 442 | 21.3% |
| OVER 30 | 248 | 16.0% | 14 | 3.9% | 8 | 4.8% | 270 | 13.0% |
| TOTAL | 1546 | 99.9% | 359 | 99.9% | 168 | 100.1% | 2073 | 99.9% |
| VICTIM SEX | | | | | | | | |
| MALE | 10 | 0.6% | 191 | 52.9% | 24 | 14.2% | 225 | 10.8% |
| FEMALE | 1539 | 99.4% | 170 | 47.1% | 145 | 85.8% | 1845 | 89.2% |
| TOTAL | 1549 | 100.0% | 361 | 100.0% | 169 | 100.0% | 2079 | 100.0% |
| VICTIM RACE | | | | | | | | |
| WHITE | 1091 | 71.1% | 330 | 94.0% | 155 | 95.1% | 1576 | 77.0% |
| BLACK | 409 | 26.7% | 13 | 3.7% | 5 | 3.1% | 427 | 20.8% |
| OTHER | 34 | 2.2% | 8 | 2.3% | 3 | 1.8% | 45 | 2.2% |
| TOTAL | 1534 | 100.0% | 351 | 100.0% | 163 | 100.0% | 2048 | 100.0% |
| INJURIES | | | | | | | | |
| SERIOUS* | 168 | 10.8% | 4 | 1.1% | 5 | 3.0% | 177 | 8.5% |
| MINOR | 221 | 14.3% | 13 | 3.6% | 15 | 8.9% | 249 | 12.0% |
| NONE | 1160 | 74.9% | 344 | 95.3% | 149 | 88.2% | 1653 | 79.5% |
| TOTAL | 1549 | 100.0% | 361 | 100.0% | 169 | 100.1% | 2079 | 100.0% |

*Serious injuries include: Broken bones, internal injuries, severe cuts, lost teeth, and unconsciousness.

**TABLE 7
OFFENDER CHARACTERISTICS - SERIOUS ASSAULTS**

| | FORCIBLE RAPE | COLUMN % | FORCIBLE SODOMY | COLUMN % | ASSAULT WITH AN OBJECT | COLUMN % | TOTAL | % OF TOTAL |
|------------------|------------------|-------------|--------------------|-------------|------------------------------|-------------|-------------|---------------|
| AGE | | | | | | | | |
| 1-12 | 35 | 2.9% | 46 | 13.7% | 13 | 8.6% | 94 | 5.5% |
| 13-15 | 92 | 7.5% | 90 | 26.8% | 24 | 15.9% | 206 | 12.0% |
| 16-17 | 106 | 8.7% | 26 | 7.7% | 10 | 6.6% | 142 | 8.3% |
| 18-20 | 217 | 17.7% | 19 | 5.7% | 14 | 9.3% | 250 | 14.6% |
| 21-30 | 393 | 32.1% | 68 | 20.2% | 32 | 21.2% | 493 | 28.8% |
| OVER 30 | 380 | 31.1% | 87 | 25.9% | 58 | 38.4% | 525 | 30.7% |
| TOTAL | 1223 | .0% | 336 | .0% | 151 | .0% | 1710 | .9% |
| SEX | | | | | | | | |
| MALE | 1512 | 99.4% | 335 | 94.9% | 143 | 86.7% | 1990 | 97.6% |
| FEMALE | 9 | 0.6% | 18 | 5.1% | 22 | 13.3% | 49 | 2.4% |
| TOTAL | 1521 | 100% | 353 | 100% | 165 | .0% | 2039 | 100% |
| RACE | | | | | | | | |
| WHITE | 884 | 59.1% | 314 | 90.2% | 147 | 93.6% | 1345 | 67.2% |
| BLACK | 573 | 38.3% | 27 | 7.8% | 5 | 3.2% | 605 | 30.2% |
| OTHER | 40 | 2.7% | 7 | 2.0% | 5 | 3.1% | 52 | 2.6% |
| TOTAL | 1497 | 100% | 348 | 100% | 157 | 100% | 2002 | .0% |
| WEAPON | | | | | | | | |
| SERIOUS* | 196 | 14% | 13 | 3% | 9 | 5.4% | 218 | 10.6% |
| PERSONAL | 468 | 30.4% | 11 | 3.1% | 9 | 5.4% | 488 | 23.6% |
| NONE | 873 | 56.8% | 336 | 93.3% | 150 | 89.3% | 1359 | 65.8% |
| TOTAL | 1537 | 100% | 360 | 100% | 168 | .1% | 2065 | .0% |
| OFFENDERS | | | | | | | | |
| SINGLE | 1471 | 95.0% | 346 | 95.8% | 161 | 95.3% | 1978 | 95.1% |
| MULTIPLE | 78 | 5.0% | 15 | 4.2% | 8 | 4.7% | 101 | 4.9% |
| TOTAL | 1549 | .0% | 361 | .0% | 169 | .0% | 2079 | .0% |

*Any type of firearm, knife, blunt object, or drugs.

**TABLE 8
RELATIONSHIP AND ARREST OUTCOME - SERIOUS ASSAULTS**

| | FORCIBLE RAPE | COLUMN % | FORCIBLE SODOMY | COLUMN % | ASSAULT WITH AN OBJECT | COLUMN % | TOTAL | % OF TOTAL |
|-----------------------|------------------|-------------|--------------------|-------------|------------------------------|-------------|-------------|---------------|
| RELATIONSHIP | | | | | | | | |
| FAMILY | 234 | 16.3% | 123 | 34.9% | 53 | 32.3% | 410 | 21.0% |
| SEX RELATIONSHIP | 201 | 14.0% | 15 | 4.3% | 5 | 3.0% | 221 | 11.3% |
| ACQUAINTANCE | 504 | 42.1% | 120 | 34.1% | 45 | 27.4% | 769 | 39.4% |
| OTHER KNOWN | 132 | 9.2% | 83 | 23.6% | 54 | 32.9% | 269 | 13.8% |
| STRANGER | 264 | 18.4% | 11 | 3.1% | 7 | 4.3% | 282 | 14.5% |
| TOTAL | 1435 | .0% | 352 | .0% | 164 | .9% | 1951 | .0% |
| OUTCOME | | | | | | | | |
| ARRESTED | 766 | 49.4% | 195 | 54.0% | 95 | 56.2% | 1056 | 50.8% |
| NO PROSECUTION | 76 | 4.9% | 14 | 3.9% | 4 | 2.4% | 94 | 4.5% |
| JUVENILE | 19 | 1.2% | 40 | 11.1% | 9 | 5.3% | 68 | 3.3% |
| NO ARREST | 688 | 4.4% | 112 | 31.0% | 61 | 36.1% | 861 | 41.4% |
| TOTAL | 1549 | .9% | 361 | .0% | 169 | .0% | 2079 | .0% |
| LE DISPOSITION | | | | | | | | |
| HANDLED & RELEASED | 9 | 1.1% | 3 | 1.3% | 0 | --- | 12 | 1.1% |
| CRIMINAL COURT | 109 | 13.8% | 88 | 38.3% | 24 | 23.5% | 221 | 19.6% |
| JUVENILE COURT | 615 | 77.6% | 103 | 44.8% | 69 | 67.6% | 787 | 70.0% |
| OTHER | 60 | 7.6% | 36 | 15.6% | 9 | 8.8% | 105 | 9.3% |
| TOTAL | 793 | .1% | 230 | .0% | 102 | .9% | 1125 | .0% |

LESS SERIOUS SEXUAL ASSAULTS

The most physically injurious offenses (forcible rape, forcible sodomy, and assault with an object), examined in the previous section, involved penetration of a body orifice, with either genitalia or an object, forcibly or without consent. This section examines the remaining types of assaults which still meet the Wisconsin definition of a sexual assault. These offenses either involve no penetration or penetration with a willing (but underage) victim.

STATUTORY RAPE

- Twelve percent of all sexual assault offenses were statutory rape.
- The average victim age as well as the median was 14; and the average offender age was 19, with a median of 18.
- Statutory rape offenders were arrested in 64 percent of the cases.
- Eighty-seven percent of arrested offenders were referred to criminal or juvenile court.

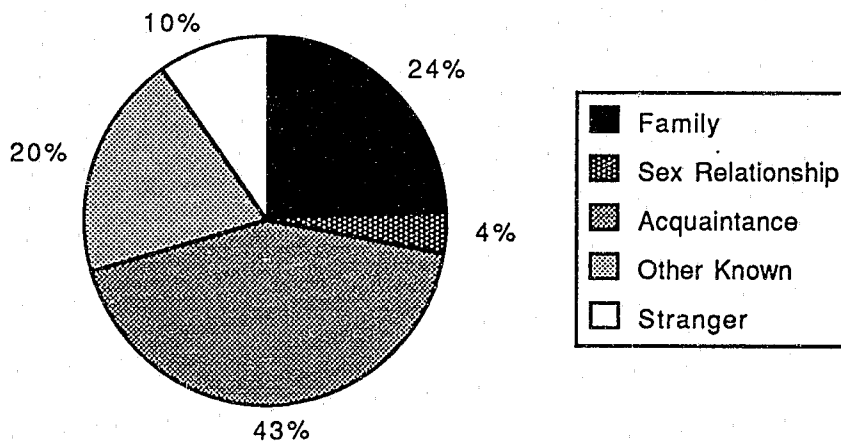
FORCIBLE FONDLING

- Fifty-eight percent of all sexual assaults were cases of forcible fondling.
- The average victim age was 14, with the median being 13. These numbers are close to the overall sexual assault average of 15 and median of 14.
- The average offender age was 26, with a median of 22.
- Eighty-eight percent of apprehended forcible fondling offenders were referred to criminal or juvenile court.

Graphs 5 and 6 show additional information regarding forcible fondling offenses. Graph 5 shows the victim-offender relationship for these cases and Graph 6 shows the general relationship to victim age. While forcible fondling incidences clearly decrease with increasing victim age, it should be noted that the age categories portrayed in the Graph are not of equal range.

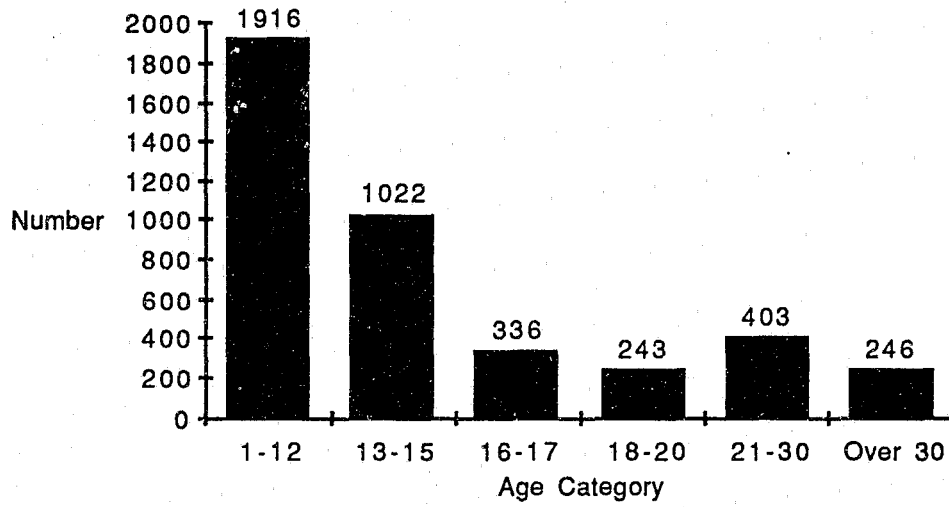
GRAPH 5

Relationship of Assailant to Victim
Forcible Fondling



GRAPH 6

Forcible Fondling by Victim Age



Number of Missing Observations: 11

TRENDS IN REPORTED SEXUAL ASSAULTS

There was a 29.3 percent increase in the estimated number of sexual assaults in Wisconsin between 1986 and 1992. During the past seven years the State experienced first a marginal decline and then a notable increase in reported sexual assaults. Since the first increase in 1989, reported sexual assaults have been increasing, but they have been doing so at a slightly decreasing rate.

GRAPH 7

Yearly Sexual Assault Trends

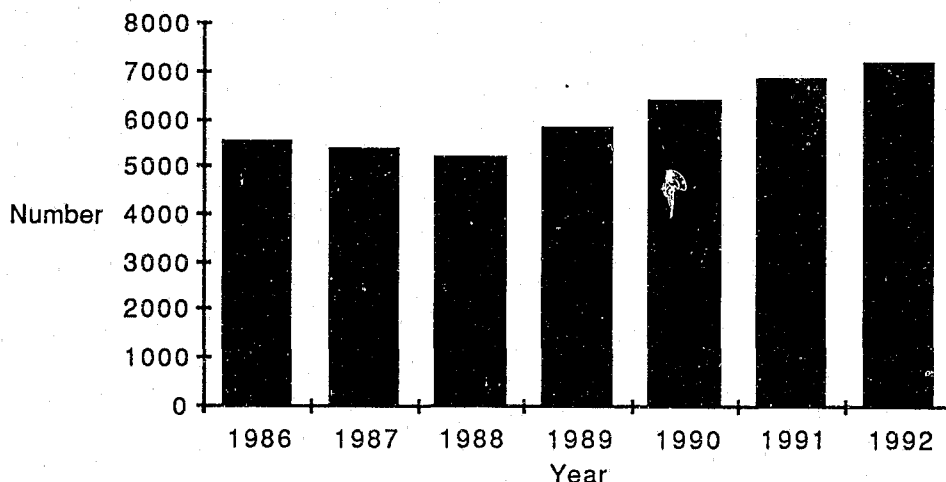


TABLE 9
STATE TOTALS
SEXUAL ASSAULT 1986-1992

| <u>Year</u> | <u>Sexual Assault Total</u> | <u>Percent Change</u> |
|-------------|---------------------------------|---------------------------|
| 1986 | 5538 | -- |
| 1987 | 5348 | -3.4% |
| 1988 | 5169 | -3.3% |
| 1989 | 5826 | 12.7% |
| 1990 | 6366 | 9.3% |
| 1991 | 6852 | 7.6% |
| 1992 | 7159 | 4.5% |

SEXUAL ASSAULTS BY JURISDICTION

Sexual assault data are submitted monthly by law enforcement agencies, along with other Uniform Crime Reports for that month. If there are no assaults to report, a zero report is indicated on the cover sheet. This procedure allows missing data to be estimated for specific jurisdictions, and hence for county and state totals.

Table 10 on the following pages shows the total number of sexual assaults reported by or estimated for each reporting jurisdiction for 1992, and for comparison, 1991. County and state totals are summed from these figures.

When required, estimates were derived by the following method: For jurisdictions with at least six months of data present, an estimate total was derived by prorating from the existing data. That is, the existing data were multiplied by the quotient obtained by dividing 12 by the number of months of data present. For jurisdictions with less than six months of data present, the estimate was simply the number of sexual assaults reported or estimated for the previous year. Estimated data are indicated by the term "EST" after the jurisdiction name. Only the jurisdiction and county totals were affected by the estimation, and in all cases for 1992, only very slightly. The estimation process added eight cases to the statewide total. The subtotals of offense type categories are actual reported data and, for those jurisdictions with estimated totals, these totals are not the sum of the subtotals.

It should also be noted that the jurisdiction data in Table 10 do not include seven cases which were missing the offense type information. These, along with the additional estimated cases, are included in the State Total at the bottom of the Table, however. There were an estimated 7159 sexual assaults in 1992, a 4.5 percent increase over the 1991 estimated total of 6852.

Table 10
SEXUAL ASSAULTS BY COUNTY AND MUNICIPALITY - 1992

| | 1991 Total | Forcible Rape | Forcible Sodomy | Assault w/ Object | Forcible Fondling | Statutory Rape | 1992 Total |
|-----------------------|---------------|------------------|--------------------|----------------------|----------------------|-------------------|---------------|
| ADAMS CO SO | 9 | 1 | 0 | 0 | 1 | 1 | 3 |
| ADAMS PD (EST) | 8 | 0 | 0 | 0 | 0 | 1 | 1 |
| ROME TOWN PD | 0 | 1 | 0 | 0 | 0 | 0 | 1 |
| ADAMS TOTALS (EST) | 17 | 2 | 0 | 0 | 1 | 2 | 5 |
| ASHLAND CO SO | 5 | 0 | 0 | 0 | 0 | 0 | 0 |
| ASHLAND PD | 7 | 3 | 2 | 0 | 2 | 3 | 10 |
| ASHLAND TOTALS | 12 | 3 | 2 | 0 | 2 | 3 | 10 |
| BARRON CO SO | 53 | 11 | 3 | 1 | 33 | 7 | 55 |
| RICE LAKE PD | 4 | 2 | 0 | 0 | 0 | 0 | 2 |
| BARRON PD | 2 | 1 | 0 | 0 | 2 | 0 | 3 |
| CHETEK PD (EST) | 0 | 0 | 0 | 0 | 0 | 0 | 0 |
| BARRON TOTALS (EST) | 59 | 14 | 3 | 1 | 35 | 7 | 60 |
| BAYFIELD CO SO | 16 | 0 | 0 | 1 | 6 | 2 | 9 |
| WASHBURN PD | 2 | 0 | 0 | 0 | 0 | 2 | 2 |
| BAYFIELD PD | 0 | 0 | 0 | 0 | 0 | 0 | 0 |
| BAYFIELD TOTALS | 18 | 0 | 0 | 1 | 6 | 4 | 11 |
| BROWN CO SO | 32 | 9 | 4 | 5 | 41 | 0 | 59 |
| DEPERE PD | 29 | 3 | 1 | 1 | 8 | 1 | 14 |
| GREEN BAY PD | 147 | 53 | 24 | 10 | 84 | 5 | 176 |
| PULASKI PD | 0 | 0 | 0 | 0 | 0 | 0 | 0 |
| UW-GREEN BAY | 0 | 0 | 0 | 0 | 0 | 0 | 0 |
| ASHWAUBENON PD | 2 | 6 | 4 | 0 | 14 | 0 | 24 |
| BROWN TOTALS | 210 | 71 | 33 | 16 | 147 | 6 | 273 |
| BUFFALO CO SO | 0 | 0 | 0 | 0 | 0 | 0 | 0 |
| MONDOVI PD | 0 | 0 | 0 | 0 | 0 | 0 | 0 |
| BUFFALO TOTALS | 0 | 0 | 0 | 0 | 0 | 0 | 0 |
| BURNETT CO SO | 10 | 6 | 0 | 0 | 4 | 0 | 10 |
| BURNETT TOTALS | 10 | 6 | 0 | 0 | 4 | 0 | 10 |
| CALUMET CO SO | 11 | 10 | 1 | 0 | 5 | 2 | 18 |
| CHILTON PD | 0 | 0 | 0 | 0 | 0 | 1 | 1 |
| NEW HOLSTEIN PD | 4 | 0 | 0 | 0 | 0 | 0 | 0 |
| BRILLION PD | 1 | 0 | 0 | 0 | 0 | 0 | 0 |
| CALUMET TOTALS | 16 | 10 | 1 | 0 | 5 | 3 | 19 |
| CHIPPEWA CO SO | 25 | 3 | 2 | 0 | 2 | 7 | 14 |
| CHIPPEWA FALLS PD | 43 | 3 | 2 | 0 | 29 | 13 | 47 |
| BLOOMER PD (EST) | 1 | 0 | 0 | 0 | 0 | 0 | 1 |
| CORNELL PD | 0 | 0 | 0 | 0 | 1 | 0 | 1 |
| STANLEY PD | 0 | 0 | 0 | 0 | 0 | 0 | 0 |
| HALLIE PD | 13 | 0 | 0 | 0 | 4 | 2 | 6 |
| CHIPPEWA TOTALS (EST) | 82 | 6 | 4 | 0 | 36 | 22 | 69 |

| | 1991 Total | Forcible Rape | Forcible Sodomy | Assault w/ Object | Forcible Fondling | Statutory Rape | 1992 Total |
|---------------------|---------------|------------------|--------------------|----------------------|----------------------|-------------------|---------------|
| CLARK CO SO | 63 | 8 | 1 | 0 | 34 | 5 | 48 |
| NEILLSVILLE PD | 1 | 0 | 0 | 0 | 0 | 0 | 0 |
| CLARK TOTALS | 64 | 8 | 1 | 0 | 34 | 5 | 48 |
| COLUMBIA CO SO | 40 | 7 | 1 | 0 | 17 | 5 | 30 |
| PORTAGE PD | 10 | 1 | 0 | 0 | 0 | 1 | 2 |
| WISCONSIN DELLS PD | 8 | 0 | 0 | 0 | 6 | 1 | 7 |
| COLUMBUS PD | 2 | 3 | 0 | 1 | 5 | 2 | 11 |
| LODI PD | 1 | 0 | 0 | 0 | 2 | 0 | 2 |
| COLUMBIA TOTALS | 61 | 11 | 1 | 1 | 30 | 9 | 52 |
| CRAWFORD CO SO | 1 | 2 | 0 | 0 | 0 | 0 | 2 |
| PRAIRIE DU CHIEN PD | 4 | 1 | 0 | 0 | 2 | 3 | 6 |
| CRAWFORD TOTALS | 5 | 3 | 0 | 0 | 2 | 3 | 8 |
| DANE CO SO | 44 | 15 | 9 | 1 | 39 | 6 | 70 |
| MADISON PD | 370 | 91 | 8 | 2 | 209 | 15 | 325 |
| MIDDLETON PD | 6 | 2 | 0 | 1 | 0 | 2 | 5 |
| MONONA PD | 2 | 0 | 0 | 1 | 0 | 0 | 1 |
| MOUNT HOREB PD | 5 | 1 | 0 | 0 | 2 | 0 | 3 |
| STOUGHTON PD | 7 | 4 | 0 | 2 | 13 | 2 | 21 |
| SUN PRAIRIE PD | 27 | 5 | 2 | 0 | 11 | 0 | 18 |
| UW-MADISON | 7 | 2 | 1 | 1 | 3 | 1 | 8 |
| MADISON TOWN PD | 32 | 15 | 1 | 1 | 10 | 0 | 27 |
| BLACK EARTH PD | 0 | 0 | 0 | 0 | 0 | 0 | 0 |
| CROSS PLAINS PD | 1 | 0 | 1 | 0 | 0 | 0 | 1 |
| DANE PD (EST) | 0 | 0 | 0 | 0 | 0 | 0 | 0 |
| DEFOREST PD | 0 | 1 | 0 | 0 | 3 | 2 | 6 |
| BELLEVILLE PD | 0 | 0 | 0 | 0 | 0 | 0 | 0 |
| FITCHBURG PD | 7 | 3 | 0 | 0 | 0 | 0 | 3 |
| MAPLE BLUFF PD | 0 | 0 | 0 | 0 | 0 | 0 | 0 |
| MAZOMANIE PD (EST) | 0 | 0 | 0 | 0 | 0 | 0 | 0 |
| MC FARLAND PD | 0 | 0 | 0 | 0 | 0 | 0 | 0 |
| OREGON PD | 4 | 0 | 0 | 0 | 3 | 0 | 3 |
| SHOREWOOD HILLS PD | 0 | 0 | 0 | 0 | 0 | 0 | 0 |
| VERONA PD | 0 | 1 | 0 | 0 | 2 | 0 | 3 |
| WAUNAKEE PD (EST) | 1 | 0 | 0 | 0 | 4 | 1 | 5 |
| STATE PROT. SERVICE | 0 | 0 | 0 | 0 | 0 | 0 | 0 |
| DANE TOTALS (EST) | 513 | 140 | 22 | 9 | 299 | 29 | 499 |
| DODGE CO SO | 15 | 7 | 1 | 1 | 6 | 3 | 18 |
| BEAVER DAM PD | 24 | 3 | 0 | 0 | 13 | 1 | 17 |
| FOX LAKE PD | 0 | 0 | 0 | 0 | 0 | 0 | 0 |
| HORICON PD | 1 | 1 | 0 | 0 | 3 | 0 | 4 |
| JUNEAU PD | 2 | 0 | 0 | 0 | 1 | 0 | 1 |
| MAYVILLE PD | 3 | 0 | 1 | 0 | 4 | 5 | 10 |
| WAUPUN PD | 4 | 0 | 0 | 1 | 4 | 1 | 6 |
| DODGE TOTALS | 49 | 11 | 2 | 2 | 31 | 10 | 56 |

| | 1991 Total | Forcible Rape | Forcible Sodomy | Assault w/ Object | Forcible Fondling | Statutory Rape | 1992 Total |
|----------------------|---------------|------------------|--------------------|----------------------|----------------------|-------------------|---------------|
| DOOR CO SO | 19 | 5 | 1 | 0 | 11 | 7 | 24 |
| STURGEON BAY PD | 24 | 4 | 0 | 0 | 1 | 16 | 21 |
| WASHINGTON ISLAND PD | 0 | 0 | 0 | 0 | 0 | 0 | 0 |
| DOOR TOTALS | 43 | 9 | 1 | 0 | 12 | 23 | 45 |
| DOUGLAS CO SO | 34 | 3 | 5 | 0 | 17 | 3 | 28 |
| SUPERIOR PD | 104 | 21 | 8 | 7 | 48 | 23 | 107 |
| UW SUPERIOR PD | 0 | 0 | 0 | 0 | 0 | 0 | 0 |
| DOUGLAS TOTALS | 138 | 24 | 13 | 7 | 65 | 26 | 135 |
| DUNN CO SO | 4 | 1 | 1 | 0 | 6 | 0 | 8 |
| MENOMONIE PD | 17 | 3 | 0 | 0 | 11 | 2 | 16 |
| UW-STOUT | 0 | 0 | 0 | 0 | 0 | 0 | 0 |
| DUNN TOTALS | 21 | 4 | 1 | 0 | 17 | 2 | 24 |
| EAU CLAIRE CO SO | 43 | 1 | 0 | 2 | 28 | 8 | 39 |
| EAU CLAIRE PD | 129 | 2 | 0 | 0 | 149 | 0 | 151 |
| ALTOONA PD | 27 | 4 | 2 | 0 | 8 | 2 | 16 |
| UW-EAU CLAIRE | 4 | 0 | 0 | 1 | 0 | 0 | 1 |
| EAU CLAIRE TOTALS | 203 | 7 | 2 | 3 | 185 | 10 | 207 |
| FLORENCE CO SO | 3 | 0 | 0 | 0 | 0 | 3 | 3 |
| FLORENCE TOTALS | 3 | 0 | 0 | 0 | 0 | 3 | 3 |
| FOND DU LAC CO SO | 33 | 0 | 1 | 1 | 38 | 4 | 44 |
| FOND DU LAC PD | 63 | 18 | 10 | 7 | 47 | 7 | 89 |
| RIPON PD | 1 | 0 | 0 | 0 | 0 | 0 | 0 |
| NORTH FOND DU LAC PD | 2 | 4 | 0 | 0 | 11 | 1 | 16 |
| FOND DU LAC TOTALS | 99 | 22 | 11 | 8 | 96 | 12 | 149 |
| FOREST CO SO | 13 | 2 | 0 | 0 | 1 | 0 | 3 |
| CRANDON PD | 3 | 0 | 0 | 0 | 0 | 0 | 0 |
| FOREST TOTALS | 16 | 2 | 0 | 0 | 1 | 0 | 3 |
| GRANT CO SO | 14 | 2 | 0 | 0 | 9 | 7 | 18 |
| BOSCOBEL PD (EST) | 0 | 0 | 0 | 0 | 5 | 1 | 6 |
| LANCASTER PD | 1 | 0 | 0 | 0 | 2 | 0 | 2 |
| PLATTEVILLE PD | 5 | 2 | 1 | 1 | 8 | 2 | 14 |
| CUBA CITY PD | 3 | 0 | 0 | 0 | 0 | 1 | 1 |
| UW-PLATTEVILLE | 3 | 0 | 0 | 0 | 1 | 0 | 1 |
| GRANT TOTALS (EST) | 26 | 4 | 1 | 1 | 25 | 11 | 42 |
| GREEN CO SO | 17 | 8 | 0 | 1 | 6 | 5 | 20 |
| MONROE PD | 15 | 8 | 0 | 0 | 16 | 3 | 27 |
| BRODHEAD PD | 22 | 0 | 0 | 0 | 15 | 0 | 15 |
| NEW GLARUS PD | 5 | 0 | 0 | 0 | 2 | 1 | 3 |
| GREEN TOTALS | 59 | 16 | 0 | 1 | 39 | 9 | 65 |

| | 1991 Total | Forcible Rape | Forcible Sodomy | Assault w/ Object | Forcible Fondling | Statutory Rape | 1992 Total |
|----------------------|---------------|------------------|--------------------|----------------------|----------------------|-------------------|---------------|
| GREEN LAKE CO SO | 11 | 3 | 0 | 1 | 8 | 1 | 13 |
| BERLIN PD | 7 | 6 | 1 | 0 | 8 | 0 | 15 |
| MARKESAN PD | 0 | 0 | 0 | 0 | 0 | 0 | 0 |
| PRINCETON PD | 0 | 0 | 0 | 0 | 0 | 0 | 0 |
| GREEN LAKE PD | 0 | 0 | 0 | 0 | 0 | 0 | 0 |
| GREEN LAKE TOTALS | 18 | 9 | 1 | 1 | 16 | 1 | 28 |
| IOWA CO SO | 7 | 0 | 3 | 1 | 3 | 2 | 9 |
| DODGEVILLE PD | 4 | 0 | 1 | 0 | 6 | 2 | 9 |
| IOWA TOTALS | 11 | 0 | 4 | 1 | 9 | 4 | 18 |
| IRON CO SO | 5 | 1 | 0 | 0 | 0 | 2 | 3 |
| HURLEY PD | 0 | 0 | 0 | 0 | 0 | 0 | 0 |
| IRON TOTALS | 5 | 1 | 0 | 0 | 0 | 2 | 3 |
| JACKSON CO SO | 26 | 2 | 2 | 0 | 17 | 9 | 30 |
| BLACK RIVER FALLS PD | 6 | 0 | 1 | 0 | 0 | 0 | 1 |
| JACKSON TOTALS | 32 | 2 | 3 | 0 | 17 | 9 | 31 |
| JEFFERSON CO SO | 23 | 1 | 1 | 0 | 19 | 0 | 21 |
| FORT ATKINSON PD | 11 | 3 | 0 | 0 | 3 | 2 | 8 |
| JEFFERSON PD | 0 | 0 | 0 | 0 | 0 | 0 | 0 |
| WATERTOWN PD | 15 | 3 | 3 | 2 | 22 | 5 | 35 |
| LAKE MILLS PD | 2 | 1 | 0 | 0 | 0 | 0 | 1 |
| PALMYRA PD | 3 | 1 | 1 | 0 | 2 | 2 | 6 |
| WATERLOO PD | 2 | 1 | 0 | 0 | 1 | 0 | 2 |
| JEFFERSON TOTALS | 56 | 10 | 5 | 2 | 47 | 9 | 73 |
| JUNEAU CO SO | 15 | 2 | 3 | 0 | 5 | 2 | 12 |
| ELROY PD | 1 | 0 | 0 | 0 | 0 | 0 | 0 |
| MAUSTON PD | 3 | 0 | 0 | 0 | 1 | 7 | 8 |
| NEW LISBON PD | 0 | 0 | 0 | 0 | 1 | 0 | 1 |
| JUNEAU TOTALS | 19 | 2 | 3 | 0 | 7 | 9 | 21 |
| KENOSHA CO SO | 40 | 14 | 5 | 2 | 26 | 5 | 52 |
| KENOSHA PD | 180 | 46 | 15 | 13 | 100 | 16 | 190 |
| TWIN LAKES PD | 1 | 0 | 0 | 0 | 0 | 0 | 0 |
| UW-PARKSIDE | 1 | 0 | 0 | 0 | 0 | 0 | 0 |
| PLEASANT PRAIRIE PD | 0 | 2 | 1 | 0 | 0 | 0 | 3 |
| KENOSHA TOTALS | 222 | 62 | 21 | 15 | 126 | 21 | 245 |
| KEWAUNEE CO SO | 17 | 5 | 0 | 2 | 5 | 0 | 12 |
| ALGOMA PD | 39 | 0 | 2 | 0 | 4 | 0 | 6 |
| KEWAUNEE PD | 0 | 0 | 0 | 0 | 15 | 1 | 16 |
| LUXEMBURG PD | 0 | 0 | 0 | 0 | 0 | 0 | 0 |
| KEWAUNEE TOTALS | 56 | 5 | 2 | 2 | 24 | 1 | 34 |

| | 1991 Total | Forcible Rape | Forcible Sodomy | Assault w/ Object | Forcible Fondling | Statutory Rape | 1992 Total |
|------------------------|---------------|------------------|--------------------|----------------------|----------------------|-------------------|---------------|
| LA CROSSE CO SO | 50 | 5 | 5 | 0 | 25 | 1 | 36 |
| LA CROSSE PD | 110 | 12 | 7 | 3 | 62 | 15 | 99 |
| ONALASKA PD | 2 | 2 | 1 | 0 | 2 | 0 | 5 |
| WEST SALEM PD | 2 | 0 | 0 | 0 | 1 | 0 | 1 |
| BANGOR PD (EST) | 0 | 0 | 0 | 0 | 0 | 0 | 0 |
| CAMPBELL PD | 0 | 2 | 0 | 0 | 1 | 0 | 3 |
| HOLMEN PD | 10 | 1 | 1 | 1 | 3 | 0 | 6 |
| UW-LA CROSSE | 0 | 0 | 0 | 0 | 0 | 0 | 0 |
| LA CROSSE TOTALS (EST) | 174 | 22 | 14 | 4 | 94 | 16 | 150 |
| LAFAYETTE CO SO | 0 | 0 | 0 | 0 | 0 | 0 | 0 |
| DARLINGTON PD | 0 | 0 | 0 | 0 | 0 | 1 | 1 |
| SOUTH WAYNE PD | 0 | 3 | 0 | 2 | 0 | 0 | 5 |
| LAFAYETTE TOTALS | 0 | 3 | 0 | 2 | 0 | 1 | 6 |
| LANGLADE CO SO | 2 | 1 | 0 | 0 | 0 | 0 | 1 |
| ANTIGO PD | 21 | 3 | 0 | 1 | 8 | 5 | 17 |
| LANGLADE TOTALS | 23 | 4 | 0 | 1 | 8 | 5 | 18 |
| LINCOLN CO SO | 0 | 0 | 0 | 0 | 0 | 0 | 0 |
| MERRILL PD | 3 | 1 | 1 | 0 | 0 | 2 | 4 |
| TOMAHAWK PD | 1 | 0 | 0 | 0 | 0 | 0 | 0 |
| LINCOLN TOTALS | 4 | 1 | 1 | 0 | 0 | 2 | 4 |
| MANITOWOC CO SO | 27 | 3 | 1 | 1 | 16 | 3 | 24 |
| MANITOWOC PD | 41 | 8 | 1 | 2 | 29 | 8 | 48 |
| TWO RIVERS PD | 14 | 2 | 1 | 0 | 16 | 1 | 20 |
| KIEL PD | 0 | 0 | 0 | 0 | 1 | 0 | 1 |
| MANITOWOC TOTALS | 82 | 13 | 3 | 3 | 62 | 12 | 93 |
| MARATHON CO SO | 66 | 13 | 6 | 0 | 24 | 8 | 51 |
| ROTHSCHILD PD | 5 | 3 | 1 | 0 | 2 | 1 | 7 |
| SCHOFIELD PD | 10 | 1 | 0 | 1 | 3 | 1 | 6 |
| WAUSAU PD | 54 | 9 | 3 | 1 | 38 | 3 | 54 |
| WESTON PD | 9 | 2 | 0 | 0 | 7 | 1 | 10 |
| MOSINEE PD | 4 | 0 | 0 | 0 | 3 | 0 | 3 |
| MARATHON TOTALS | 148 | 28 | 10 | 2 | 77 | 14 | 131 |
| MARINETTE CO SO | 24 | 3 | 0 | 3 | 4 | 2 | 12 |
| MARINETTE PD | 7 | 1 | 0 | 1 | 13 | 0 | 15 |
| PESHTIGO PD | 2 | 1 | 1 | 0 | 0 | 0 | 2 |
| MARINETTE TOTALS | 33 | 5 | 1 | 4 | 17 | 2 | 29 |
| MARQUETTE CO SO | 8 | 2 | 1 | 0 | 4 | 3 | 10 |
| MONTELLO PD | 0 | 0 | 0 | 0 | 0 | 0 | 0 |
| MARQUETTE TOTALS | 8 | 2 | 1 | 0 | 4 | 3 | 10 |
| MENOMINEE CO SO | 0 | 0 | 0 | 0 | 0 | 0 | 0 |
| MENOMINEE TRIBAL PD | 5 | 0 | 0 | 0 | 0 | 0 | 0 |
| MENOMINEE TOTALS | 5 | 0 | 0 | 0 | 0 | 0 | 0 |

| | 1991 Total | Forcible Rape | Forcible Sodomy | Assault w/ Object | Forcible Fondling | Statutory Rape | 1992 Total |
|----------------------|---------------|------------------|--------------------|----------------------|----------------------|-------------------|---------------|
| MILWAUKEE CO SO | 15 | 4 | 1 | 0 | 14 | 0 | 19 |
| BAYSIDE PD | 0 | 0 | 0 | 0 | 0 | 1 | 1 |
| BROWN DEER PD | 2 | 3 | 0 | 0 | 8 | 0 | 11 |
| CUDAHY PD | 43 | 7 | 6 | 3 | 8 | 3 | 27 |
| FOX POINT PD | 0 | 0 | 0 | 0 | 0 | 0 | 0 |
| FRANKLIN PD | 15 | 4 | 1 | 1 | 3 | 2 | 11 |
| GLENDALE PD | 8 | 3 | 0 | 0 | 13 | 0 | 16 |
| GREENDALE PD | 14 | 5 | 0 | 0 | 8 | 0 | 13 |
| GREENFIELD PD | 11 | 4 | 1 | 0 | 15 | 0 | 20 |
| HALES CORNERS PD | 2 | 2 | 0 | 0 | 2 | 1 | 5 |
| OAK CREEK PD | 19 | 5 | 1 | 1 | 3 | 0 | 10 |
| RIVER HILLS PD | 1 | 0 | 0 | 0 | 0 | 0 | 0 |
| ST. FRANCIS PD | 5 | 4 | 0 | 0 | 9 | 1 | 14 |
| SHOREWOOD PD | 2 | 0 | 0 | 0 | 0 | 0 | 0 |
| SOUTH MILWAUKEE PD | 26 | 8 | 8 | 0 | 15 | 2 | 33 |
| WAUWATOSA PD | 17 | 6 | 1 | 0 | 14 | 0 | 21 |
| WEST ALLIS PD | 69 | 8 | 5 | 0 | 76 | 6 | 95 |
| WEST MILWAUKEE PD | 7 | 1 | 0 | 0 | 1 | 1 | 3 |
| WHITEFISH BAY PD | 1 | 2 | 0 | 0 | 0 | 0 | 2 |
| UW-MILWAUKEE | 2 | 1 | 0 | 0 | 2 | 0 | 3 |
| WIS. STATE FAIR PARK | 2 | 0 | 0 | 0 | 0 | 0 | 0 |
| MILWAUKEE PD | 1426 | 535 | 2 | 0 | 928 | 85 | 1550 |
| MILWAUKEE TOTALS | 1687 | 602 | 26 | 5 | 1119 | 102 | 1854 |
| | | | | | | | |
| MONROE CO SO | 16 | 1 | 1 | 1 | 2 | 2 | 7 |
| SPARTA PD | 20 | 2 | 0 | 0 | 4 | 0 | 6 |
| TOMAH PD | 5 | 2 | 3 | 0 | 5 | 1 | 11 |
| MONROE TOTALS | 41 | 5 | 4 | 1 | 11 | 3 | 24 |
| | | | | | | | |
| OCONTO CO SO | 0 | 0 | 0 | 0 | 0 | 0 | 0 |
| OCONTO PD | 2 | 0 | 0 | 0 | 0 | 0 | 0 |
| OCONTO FALLS PD | 0 | 0 | 0 | 0 | 0 | 0 | 0 |
| OCONTO TOTALS | 2 | 0 | 0 | 0 | 0 | 0 | 0 |
| | | | | | | | |
| ONEIDA CO SO | 29 | 5 | 2 | 0 | 17 | 12 | 36 |
| MINOCQUA PD | 3 | 0 | 1 | 0 | 2 | 1 | 4 |
| RHINELANDER PD | 7 | 3 | 1 | 0 | 9 | 6 | 19 |
| ONEIDA TOTALS | 39 | 8 | 4 | 0 | 28 | 19 | 59 |
| | | | | | | | |
| OUTAGAMIE CO SO | 43 | 12 | 4 | 2 | 21 | 5 | 44 |
| APPLETON PD | 122 | 25 | 7 | 9 | 116 | 29 | 186 |
| KAUKAUNA PD | 19 | 1 | 7 | 1 | 17 | 8 | 34 |
| KIMBERLY PD | 1 | 2 | 0 | 0 | 6 | 5 | 13 |
| LITTLE CHUTE PD | 0 | 0 | 0 | 1 | 0 | 0 | 1 |
| COMBINED LOCKS PD | 2 | 0 | 2 | 0 | 1 | 0 | 3 |
| GRAND CHUTE PD | 0 | 0 | 0 | 0 | 0 | 0 | 0 |
| OUTAGAMIE TOTALS | 187 | 40 | 20 | 13 | 161 | 47 | 281 |

| | 1991 Total | Forcible Rape | Forcible Sodomy | Assault w/ Object | Forcible Fondling | Statutory Rape | 1992 Total |
|--------------------|---------------|------------------|--------------------|----------------------|----------------------|-------------------|---------------|
| OZAUKEE CO SO | 16 | 1 | 2 | 0 | 14 | 3 | 20 |
| MEQUON PD | 7 | 0 | 2 | 0 | 7 | 4 | 13 |
| PORT WASHINGTON PD | 6 | 4 | 0 | 0 | 2 | 5 | 11 |
| CEDARBURG PD | 1 | 2 | 0 | 0 | 1 | 1 | 4 |
| GRAFTON PD | 1 | 0 | 1 | 0 | 0 | 1 | 2 |
| THIENSVILLE PD | 4 | 0 | 3 | 0 | 1 | 0 | 4 |
| SAUKVILLE PD | 7 | 0 | 0 | 0 | 0 | 0 | 0 |
| OZAUKEE TOTALS | 42 | 7 | 8 | 0 | 25 | 14 | 54 |
| PEPIN CO SO | 0 | 0 | 0 | 0 | 0 | 0 | 0 |
| DURAND PD | 0 | 2 | 0 | 0 | 1 | 1 | 4 |
| PEPIN TOTALS | 0 | 2 | 0 | 0 | 1 | 1 | 4 |
| PIERCE CO SO | 26 | 11 | 1 | 0 | 4 | 6 | 22 |
| RIVER FALLS PD | 10 | 3 | 0 | 0 | 9 | 1 | 13 |
| PRESCOTT PD | 1 | 0 | 0 | 0 | 0 | 0 | 0 |
| PIERCE TOTALS | 37 | 14 | 1 | 0 | 13 | 7 | 35 |
| POLK CO SO | 48 | 1 | 6 | 4 | 33 | 4 | 48 |
| AMERY PD (EST) | 0 | 1 | 0 | 0 | 2 | 0 | 3 |
| ST CROIX FALLS PD | 0 | 1 | 0 | 0 | 0 | 0 | 1 |
| OSCEOLA PD | 0 | 0 | 0 | 0 | 0 | 0 | 0 |
| CLEAR LAKE PD | 0 | 0 | 0 | 0 | 0 | 0 | 0 |
| POLK TOTALS | 48 | 3 | 6 | 4 | 35 | 4 | 52 |
| PORTAGE CO SO | 25 | 6 | 0 | 4 | 22 | 7 | 39 |
| STEVENS POINT PD | 34 | 11 | 1 | 0 | 23 | 2 | 37 |
| PLOVER PD | 15 | 0 | 3 | 0 | 8 | 11 | 22 |
| PORTAGE TOTALS | 74 | 17 | 4 | 4 | 53 | 20 | 98 |
| PRICE CO SO | 13 | 1 | 0 | 0 | 3 | 0 | 4 |
| PARK FALLS PD | 0 | 1 | 0 | 0 | 1 | 1 | 3 |
| PHILLIPS PD | 3 | 0 | 0 | 0 | 0 | 0 | 0 |
| PRICE TOTALS | 16 | 2 | 0 | 0 | 4 | 1 | 7 |
| RACINE CO SO | 46 | 6 | 0 | 0 | 32 | 10 | 48 |
| BURLINGTON PD | 27 | 4 | 1 | 0 | 11 | 8 | 24 |
| RACINE PD | 253 | 26 | 14 | 2 | 130 | 33 | 205 |
| CALEDONIA PD | 18 | 4 | 0 | 1 | 8 | 2 | 15 |
| BURLINGTON TOWN PD | 5 | 0 | 0 | 0 | 0 | 0 | 0 |
| MT. PLEASANT PD | 19 | 6 | 1 | 2 | 7 | 6 | 22 |
| STURTEVANT PD | 4 | 1 | 0 | 0 | 2 | 0 | 3 |
| RACINE TOTALS | 372 | 47 | 16 | 5 | 190 | 59 | 317 |
| RICHLAND CO SO | 14 | 4 | 1 | 0 | 3 | 4 | 12 |
| RICHLAND CENTER PD | 10 | 0 | 0 | 0 | 4 | 2 | 6 |
| RICHLAND TOTALS | 24 | 4 | 1 | 0 | 7 | 6 | 18 |

| | 1991 Total | Forcible Rape | Forcible Sodomy | Assault w/ Object | Forcible Fondling | Statutory Rape | 1992 Total |
|----------------------|---------------|------------------|--------------------|----------------------|----------------------|-------------------|---------------|
| ROCK CO SO | 39 | 9 | 4 | 0 | 34 | 11 | 58 |
| BELOIT PD | 199 | 18 | 1 | 9 | 79 | 27 | 134 |
| JANESVILLE PD | 154 | 26 | 13 | 7 | 101 | 17 | 164 |
| EDGERTON PD | 1 | 0 | 0 | 0 | 0 | 0 | 0 |
| EVANSVILLE PD | 1 | 1 | 0 | 1 | 0 | 0 | 2 |
| CLINTON PD | 0 | 0 | 0 | 0 | 0 | 0 | 0 |
| MILTON PD | 1 | 0 | 1 | 0 | 1 | 0 | 2 |
| ORFORDVILLE PD (EST) | 7 | 0 | 0 | 0 | 0 | 0 | 7 |
| BELOIT TOWN PD | 24 | 1 | 0 | 0 | 8 | 3 | 12 |
| TURTLE TOWN PD | 1 | 0 | 0 | 0 | 1 | 0 | 1 |
| ROCK TOTALS (EST) | 427 | 55 | 19 | 17 | 224 | 58 | 380 |
| RUSK CO SO | 6 | 6 | 0 | 0 | 2 | 2 | 10 |
| LADYSMITH PD | 4 | 0 | 1 | 0 | 2 | 0 | 3 |
| RUSK TOTALS | 10 | 6 | 1 | 0 | 4 | 2 | 13 |
| SAUK CO SO | 0 | 0 | 0 | 0 | 0 | 0 | 0 |
| REEDSBURG PD | 9 | 4 | 0 | 0 | 12 | 0 | 16 |
| BARABOO PD | 19 | 0 | 0 | 0 | 7 | 7 | 14 |
| SAUK-PRAIRIE PD | 1 | 1 | 0 | 0 | 3 | 0 | 4 |
| SPRING GREEN PD | 0 | 0 | 0 | 0 | 2 | 0 | 2 |
| LAKE DELTON PD | 4 | 0 | 0 | 0 | 0 | 1 | 1 |
| SAUK TOTALS | 33 | 5 | 0 | 0 | 24 | 8 | 37 |
| SAWYER CO SO | 6 | 1 | 0 | 2 | 0 | 0 | 3 |
| HAYWARD PD | 3 | 1 | 0 | 0 | 1 | 0 | 2 |
| SAWYER TOTALS | 9 | 2 | 0 | 2 | 1 | 0 | 5 |
| SHAWANO CO SO | 46 | 8 | 7 | 3 | 30 | 10 | 58 |
| SHAWANO PD | 8 | 0 | 0 | 1 | 5 | 3 | 9 |
| SHAWANO TOTALS | 54 | 8 | 7 | 4 | 35 | 13 | 67 |
| SHEBOYGAN CO SO | 4 | 3 | 1 | 0 | 0 | 1 | 5 |
| PLYMOUTH PD | 9 | 1 | 0 | 0 | 1 | 5 | 7 |
| SHEBOYGAN PD | 112 | 16 | 9 | 5 | 71 | 11 | 112 |
| SHEBOYGAN FALLS PD | 1 | 2 | 0 | 1 | 8 | 0 | 11 |
| KOHLER PD | 0 | 0 | 0 | 0 | 0 | 0 | 0 |
| SHEBOYGAN TOTALS | 126 | 22 | 10 | 6 | 80 | 17 | 135 |
| ST. CROIX CO SO | 13 | 2 | 0 | 2 | 1 | 2 | 7 |
| HUDSON PD | 0 | 2 | 1 | 0 | 3 | 1 | 7 |
| NEW RICHMOND PD | 0 | 0 | 0 | 0 | 7 | 1 | 8 |
| SOMERSET PD | 2 | 0 | 0 | 0 | 0 | 0 | 0 |
| ST. CROIX TOTALS | 15 | 4 | 1 | 2 | 11 | 4 | 22 |
| TAYLOR CO SO | 3 | 1 | 0 | 0 | 0 | 0 | 1 |
| MEDFORD PD | 1 | 4 | 0 | 0 | 2 | 1 | 7 |
| TAYLOR TOTALS | 4 | 5 | 0 | 0 | 2 | 1 | 8 |

| | 1991 Total | Forcible Rape | Forcible Sodomy | Assault w/ Object | Forcible Fondling | Statutory Rape | 1992 Total |
|--------------------------|---------------|------------------|--------------------|----------------------|----------------------|-------------------|---------------|
| TREMPEALEAU CO SO | 13 | 3 | 0 | 0 | 4 | 2 | 9 |
| WHITEHALL PD | 0 | 0 | 0 | 0 | 0 | 0 | 0 |
| ARCADIA PD (EST) | 0 | 0 | 0 | 0 | 0 | 1 | 1 |
| STRUM PD | 0 | 0 | 0 | 0 | 0 | 0 | 0 |
| ELEVA PD | 0 | 0 | 0 | 0 | 0 | 0 | 0 |
| TREMPEALEAU TOTALS (EST) | 13 | 3 | 0 | 0 | 4 | 3 | 10 |
| VERNON CO SO | 10 | 1 | 0 | 0 | 6 | 1 | 8 |
| VIROQUA PD | 4 | 1 | 0 | 0 | 6 | 0 | 7 |
| HILLSBORO | 0 | 0 | 0 | 0 | 0 | 0 | 0 |
| VERNON TOTALS | 14 | 2 | 0 | 0 | 12 | 1 | 15 |
| VILAS CO SO | 13 | 9 | 8 | 3 | 18 | 12 | 50 |
| EAGLE RIVER PD | 0 | 0 | 0 | 0 | 0 | 0 | 0 |
| VILAS TOTALS | 13 | 9 | 8 | 3 | 18 | 12 | 50 |
| WALWORTH CO SO | 30 | 9 | 0 | 0 | 16 | 3 | 28 |
| DELAVAN PD | 21 | 0 | 0 | 0 | 4 | 1 | 5 |
| ELKHORN PD | 11 | 0 | 0 | 0 | 9 | 1 | 10 |
| LAKE GENEVA PD | 0 | 0 | 0 | 0 | 0 | 0 | 0 |
| WHITEWATER PD | 17 | 2 | 0 | 0 | 7 | 2 | 11 |
| EAST TROY TOWN PD | 2 | 1 | 0 | 0 | 0 | 0 | 1 |
| EAST TROY PD | 3 | 0 | 2 | 2 | 3 | 4 | 11 |
| WILLIAMS BAY PD | 1 | 0 | 1 | 0 | 0 | 0 | 1 |
| DELAVAN TOWN PD | 0 | 0 | 0 | 0 | 0 | 0 | 0 |
| UW-WHITEWATER | 6 | 2 | 0 | 0 | 2 | 0 | 4 |
| WALWORTH TOTALS | 91 | 14 | 3 | 2 | 41 | 11 | 71 |
| WASHBURN CO SO | 2 | 0 | 2 | 0 | 3 | 0 | 5 |
| SPOONER PD | 0 | 0 | 0 | 0 | 0 | 0 | 0 |
| WASHBURN TOTALS | 2 | 0 | 2 | 0 | 3 | 0 | 5 |
| WASHINGTON CO SO | 31 | 5 | 1 | 0 | 15 | 3 | 24 |
| GERMANTOWN PD | 2 | 0 | 1 | 1 | 9 | 5 | 16 |
| HARTFORD PD | 0 | 2 | 0 | 0 | 0 | 0 | 2 |
| KEWASKUM PD | 5 | 2 | 2 | 0 | 2 | 0 | 6 |
| WEST BEND PD | 25 | 6 | 0 | 0 | 18 | 5 | 29 |
| SLINGER PD | 1 | 1 | 0 | 0 | 3 | 0 | 4 |
| JACKSON PD | 1 | 3 | 0 | 0 | 2 | 0 | 5 |
| WASHINGTON TOTALS | 65 | 19 | 4 | 1 | 49 | 13 | 86 |

| | 1991 Total | Forcible Rape | Forcible Sodomy | Assault w/ Object | Forcible Fondling | Statutory Rape | 1992 Total |
|---------------------|---------------|------------------|--------------------|----------------------|----------------------|-------------------|---------------|
| WAUKESHA CO SO | 68 | 11 | 6 | 0 | 39 | 14 | 70 |
| BROOKFIELD PD | 1 | 4 | 0 | 0 | 0 | 0 | 4 |
| ELM GROVE PD | 2 | 0 | 0 | 0 | 1 | 0 | 1 |
| MENOMONEE FALLS PD | 10 | 3 | 1 | 0 | 6 | 5 | 15 |
| NEW BERLIN PD | 13 | 3 | 1 | 0 | 7 | 6 | 17 |
| WAUKESHA PD | 166 | 11 | 9 | 3 | 56 | 45 | 124 |
| MUSKEGO PD | 9 | 2 | 0 | 0 | 2 | 0 | 4 |
| DELAFIELD PD | 0 | 3 | 0 | 0 | 2 | 0 | 5 |
| OCONOMOWOC PD | 15 | 3 | 1 | 0 | 17 | 4 | 25 |
| BUTLER PD | 0 | 1 | 0 | 0 | 0 | 0 | 1 |
| CHENEQUA PD | 0 | 0 | 0 | 0 | 0 | 0 | 0 |
| HARTLAND PD | 4 | 0 | 0 | 0 | 3 | 0 | 3 |
| MUKWONAGO PD | 7 | 1 | 2 | 0 | 3 | 0 | 6 |
| PEWAUKEE PD | 7 | 0 | 0 | 0 | 3 | 1 | 4 |
| PEWAUKEE TOWN PD | 0 | 2 | 0 | 0 | 0 | 0 | 2 |
| SUMMIT PD | 3 | 0 | 0 | 0 | 1 | 0 | 1 |
| BROOKFIELD TOWN PD | 0 | 1 | 0 | 0 | 0 | 0 | 1 |
| OCONOMOWOC TOWN PD | 4 | 0 | 0 | 0 | 0 | 0 | 0 |
| WAUKESHA TOTALS | 309 | 45 | 20 | 3 | 140 | 75 | 283 |
| WAUPACA CO SO | 22 | 5 | 2 | 0 | 14 | 4 | 25 |
| CLINTONVILLE PD | 3 | 3 | 0 | 0 | 6 | 0 | 9 |
| NEW LONDON PD | 6 | 0 | 1 | 0 | 13 | 3 | 17 |
| WAUPACA PD | 1 | 0 | 0 | 0 | 0 | 4 | 4 |
| WAUPACA TOTALS | 32 | 8 | 3 | 0 | 33 | 11 | 55 |
| WAUSHARA CO SO | 22 | 2 | 1 | 0 | 22 | 4 | 29 |
| WAUSHARA TOTALS | 22 | 2 | 1 | 0 | 22 | 4 | 29 |
| WINNEBAGO CO SO | 57 | 4 | 2 | 0 | 35 | 4 | 45 |
| MENASHA PD | 25 | 5 | 5 | 0 | 22 | 6 | 38 |
| NEENAH PD | 25 | 3 | 1 | 0 | 16 | 11 | 31 |
| OSHKOSH PD | 93 | 16 | 8 | 4 | 47 | 10 | 85 |
| WINNECONNE PD | 0 | 0 | 0 | 0 | 0 | 0 | 0 |
| MENASHA TOWN PD | 8 | 0 | 0 | 2 | 4 | 3 | 9 |
| OMRO PD | 0 | 0 | 0 | 0 | 0 | 0 | 0 |
| UW-OSHKOSH | 4 | 1 | 0 | 0 | 0 | 0 | 1 |
| WINNEBAGO TOTALS | 212 | 29 | 16 | 6 | 124 | 34 | 209 |
| WOOD CO SO | 59 | 12 | 3 | 0 | 50 | 9 | 74 |
| MARSHFIELD PD | 36 | 5 | 5 | 1 | 54 | 17 | 82 |
| WISCONSIN RAPIDS PD | 15 | 1 | 1 | 3 | 19 | 2 | 26 |
| WOOD TOTALS | 110 | 18 | 9 | 4 | 123 | 28 | 182 |
| STATE TOTALS (EST) | 6,852* | 1,549 | 361 | 169 | 4,177 | 888 | 7,159* |

*Includes cases with missing offense type; is the true estimated total, not the column total.

Appendix A

940.225 SEXUAL ASSAULT

(1) *First Degree Sexual Assault.* Whoever does any of the following is guilty of a Class B felony:

- (a) Has sexual contact or sexual intercourse with another person without consent of that person and causes pregnancy or great bodily harm to that person.
- (b) Has sexual contact or sexual intercourse with another person without consent of that person by use or threat of use of a dangerous weapon or any article used or fashioned in a manner to lead the victim reasonably to believe it to be a dangerous weapon.
- (c) Is aided or abetted by one or more other persons and has sexual contact or sexual intercourse with another person without consent of that person by use or threat of force or violence.

(2) *Second Degree Sexual Assault.* Whoever does any of the following is guilty of a Class C felony:

- (a) Has sexual contact or sexual intercourse with another person without consent of that person by use or threat of force or violence.
- (b) Has sexual contact or sexual intercourse with another person without consent of that person and causes injury, illness, disease or impairment of a sexual or reproductive organ, or mental anguish requiring psychiatric care for the victim.
- (c) Has sexual contact or sexual intercourse with a person who suffers from a mental illness or deficiency which renders that person temporarily or permanently incapable of appraising the person's conduct, and the defendant knows of such condition.
- (d) Has sexual contact or sexual intercourse with a person who the defendant knows is unconscious.
- (f) Is aided or abetted by one or more other persons and has sexual contact or sexual intercourse with another person without the consent of that person.

(3) *Third Degree Sexual Assault.* Whoever has sexual intercourse with a person without the consent of that person is guilty of a Class D felony.

(3m) *Fourth Degree Sexual Assault.* Whoever has sexual contact with a person without the consent of that person is guilty of a Class A misdemeanor.

(4) *Consent.* "Consent," as used in this section, means words or overt actions by a person who is competent to give informed consent indicating a freely given agreement to have sexual intercourse or sexual contact. Consent is not an issue in alleged violations of sub (1)(d) and (2)(c), (d), and (e). The following persons are presumed incapable of consent but the presumption may be rebutted by competent evidence, subject to the provisions of s. 972.11(2).

- (b) A person suffering from a mental illness or defect which impairs capacity to appraise personal conduct.
- (c) A person who is unconscious or for any other reason is physically unable to communicate unwillingness to an act.

(5) *Definitions.* In this section:

(a) "Sexual contact" means any intentional touching by the complainant or defendant, either directly or through clothing by the use of any body part or object, of the complainant's or defendant's intimate parts if that intentional touching is either for the purpose of sexually degrading; or for the purpose of sexual humiliating the complainant or sexually arousing or gratifying the defendant or if the touching contains the elements of actual or attempted battery under s. 940.10(1).

(b) "Sexual intercourse" includes the meaning assigned under s.939.22(36) as well a cunnilingus, fellatio or anal intercourse between persons or any other intrusion, however slight, of any part of a person's body or of any object into the genital or any opening either by the defendant or upon the defendant's instruction. The emission of semen is not required.

(6) *Marriage Not a Bar to Prosecution.* A defendant shall not be presumed to be incapable of violating this section because of marriage to the complainant.

948.02 SEXUAL ASSAULT OF A CHILD

(1) *First Degree Sexual Assault.* Whoever has sexual contact or sexual intercourse with a person who has not attained the age of 13 years is guilty of a Class B felony.

(2) *Second Degree Sexual Assault.* Whoever has sexual contact or sexual intercourse with a person who has not attained the age of 16 years is guilty of a Class C felony.

SEXUAL ASSAULT FORM - CODING INSTRUCTIONS

1. **Incident Number:** Your agency incident number for this offense.
2. **Attempted/Completed:** Offense was: A - Attempted C - Completed O - Completed/Ongoing Offense
3. **Offense Code:**

| | |
|-----------------------------------|-----------------------------------|
| <u>Sex Offenses, Forcible:</u> | <u>Sex Offenses, Nonforcible:</u> |
| 1 - Forcible Rape | 6 - Statutory Rape |
| 2 - Forcible Sodomy | |
| 3 - Sexual Assault with an Object | |
| 4 - Forcible Fondling | |
4. **Return A Line Number:** Indicate the line number on Return A where this sexual assault was reported for UCR purposes (Usually 2a - 2b or 4a - 4c). If the offense is not appropriate for Return A, indicate NA.
5. **Date of Assault:** Use six digits (MMDDYY). If assault is part of a series (e.g. an intra-family situation that has been going on for some time), record the date of the first assault.
6. **Time of Assault:** Use 24-hour clock (e.g. 1530). Approximate if necessary.
7. **Date of Report:** Use six digits (MMDDYY). Give date assault was reported to law enforcement.
8. **Degree of Assault:** 1 - 4 (Wis. Statutes 940.225 and (1 - 2) 948.02)
9. **Age:** In cases of ongoing assault situations, the age of the victim and the offender at the time of the first assault should be recorded.

| | | |
|---------------------|---|------------------------|
| NN - Under 24 hours | BB - 7- 364 days old | 99 - Over 98 years old |
| NB - 1- 6 days old | 01 to 98 - Years old (exact age in years) | 00 - Unknown |
10. **Sex:** M (Male), F (Female), or U (Unknown)
11. **Race:** W - White, B - Black, A - Asian or Pacific Islander, I - American Indian/Alaskan Native, U - Unknown
12. **Offender Outcome:**

| | |
|--|---|
| N - No Offender Arrested for this Offense | |
| 1 - This Offender Arrested | |
| 2 - Other Offender (but not this one) Arrested | |
| <u>Case Cleared Exceptionally by:</u> | |
| 3 - Death of Offender | 6 - Victim Refused to Cooperate/Prosecute |
| 4 - Prosecution Declined | 7 - Juvenile / No Custody |
| 5 - Extradition Denied | |
13. **Law Enforcement Disposition of Arrested Offenders:**

| | |
|---|---|
| 1 - Handled within Department and released | 5 - Referred to other police agency |
| 2 - Referred to counseling or social service agency | 6 - Other |
| 3 - Referred to juvenile court | 7 - Disposition information not available |
| 4 - Referred to criminal court/prosecution | |
14. **Relationship:**

| | |
|-------------------------------------|---|
| <u>Within Family:</u> | <u>Outside Family But Known To Victim:</u> |
| 1 - Victim Was Spouse | 14 - Victim Was Co-habitant (i.e., Live-in Lover) |
| 2 - Victim Was Common-Law Spouse | 15 - Victim Was Roommate (i.e., Dormmate, etc.) |
| 3 - Victim Was Parent | 16 - Victim Was Acquaintance |
| 4 - Victim Was Sibling | 17 - Victim Was Friend |
| 5 - Victim Was Child | 18 - Victim Was Neighbor |
| 6 - Victim Was Grandparent | 19 - Victim Was Babysitree (the baby) |
| 7 - Victim Was Grandchild | 20 - Victim Was Babysitter |
| 8 - Victim Was In-Law | 21 - Victim Was Boyfriend/Girlfriend |
| 9 - Victim Was Stepparent | 21 - Victim Was Ex-Boyfriend/Girlfriend |
| 10 - Victim Was Stepchild | 22 - Victim Was Child of Boyfriend or Girlfriend |
| 11 - Victim Was Stepsibling | 23 - Homosexual Relationship |
| 12 - Victim Was Other Family | 24 - Victim Was Ex-Spouse |
| 13 - Other Domestic Violence Victim | 25 - Victim Was Professional Care Provider |
| | 26 - Victim Was Professional Care Receiver |
| | 27 - Victim Was Employee |
| <u>Not Known by Victim:</u> | 28 - Victim Was Employer |
| 98 - Relationship Unknown | 29 - Other Business Relationship |
| 99 - Victim was Stranger | 30 - Victim Was Otherwise Known |
15. **Weapon:**

| | | |
|-----------------------------------|---|-----------------------------|
| 11 - Firearm (type not specified) | 20 - Knife/Cutting Instrument (ax, ice pick, screwdriver) | 65 - Fire/Incendiary Device |
| 12 - Handgun | 30 - Blunt Object (club, hammer, etc.) | 70 - Drugs/Narcotics/Pills |
| 13 - Rifle | 40 - Personal Weapons (hands, feet, teeth) | 90 - Other |
| 14 - Shotgun | 50 - Poison (includes gas) | 95 - Unknown |
| 15 - Other Firearm | | 99 - None |
16. **Victim Injuries:**

| | | |
|------------------------------|---------------------------|-------------------------------------|
| 1 - None | 4 - Severe Laceration | 7 - Loss of Teeth |
| 2 - Apparent Broken Bones | 5 - Apparent Minor Injury | 8 - Unconsciousness (due to injury) |
| 3 - Possible Internal Injury | 6 - Other Major Injury | |
17. **Location:**

| | |
|--|---|
| 03 - Bar/Night Club | 92 - Offender's Vehicle |
| 04 - Church/Synagogue/Temple (other religious bldgs.) | 93 - Other Vehicle |
| 09 - Drug Store/Dr.'s Office/Hospital (medical supply bldg.) | 94 - Victim Temporary Lodgings (includes hotel/motel) |
| 10 - Field/Woods | 95 - Offender Temporary Lodgings (includes hotel/motel) |
| 13 - Highway/Road/Alley (street) | 96 - Other Temporary Lodgings (hotel/motel) |
| 15 - Jail/Prison | 97 - Victim Residence (apt, condo, nursing home) |
| 18 - Parking Lot/Garage | 98 - Offender Residence (apt, condo, nursing home) |
| 22 - School/College/University | 99 - Other Residence (apt, condo, nursing home) |
| 90 - Park | 25 - Other/Unknown |
| 91 - Victim's Vehicle | |
18. **Unfounded:** Check if offense reported to you and later unfounded. If the offense was reported in a previous month, provide the month reported (in comment section), incident number, date, and time of assault.