


152760



November 1994

NCJRS

FEB 2 1995

ACQUISITIONS

Domestic Violence in Delaware 1990 - 1992

Victim to Offender Relationships

152760

U.S. Department of Justice
National Institute of Justice

This document has been reproduced exactly as received from the person or organization originating it. Points of view or opinions stated in this document are those of the authors and do not necessarily represent the official position or policies of the National Institute of Justice.

Permission to reproduce this copyrighted material has been granted by

Delaware Statistical Analysis
Center

to the National Criminal Justice Reference Service (NCJRS).

Further reproduction outside of the NCJRS system requires permission of the copyright owner.



STATE OF DELAWARE
EXECUTIVE DEPARTMENT
STATISTICAL ANALYSIS CENTER
60 THE PLAZA
DOVER, DELAWARE 19901

This report was prepared by: Mary J. Mande Ph.D. and Mary Ann Hughs. The agency Director is John P. O'Connell Jr.

This report is supported by grants from the Bureau of Justice Assistance 93DBCX0010 and a contract from Bureau of Justice Statistics 92BJCXK021. Both agencies are a part of the Office of Justice Programs.

The points of views expressed in this document do not necessarily represent the official position of the U.S. Department of Justice.

State of Delaware Document # 10-07-03-94-09-14

DOMESTIC VIOLENCE IN DELAWARE 1990 - 1992
VICTIM TO OFFENDER RELATIONSHIPS
FOR SELECTED VIOLENT CRIMES

Introduction

Not too long ago, domestic violence was perceived as a "private" family problem. This view was reflected in the typical police response which was to try to defuse the crisis that led to their involvement rather than to address underlying problems. However, in Delaware and in the nation, citizens have become aware of the seriousness of the domestic violence problem, and its implications for learning violence as a way of solving problems in succeeding generations.

This report is a follow-up to the 1991 Delaware SAC report. Because Delaware, like most other states, does not have specific criminal statutes relating to domestic violence, the focus on domestic violence is based on inferences drawn from information on violent crimes and victim-offender relationships.

The SAC uses a general grouping scheme for the analysis of victim to offender relationships. The groupings include (1) partner relationships, (2) relatives, (3) otherwise known, and (4) unknown. These groupings, described below, do not necessarily fit a "domestic" situation, but the specific types of victim to offender relationships within each of these categories serve as indicators of the domestic violence problem:

Partner includes boy/girlfriend, common-law spouse, ex-husband/wife, homosexual relationship, and spouse.

Relative includes child of boy/girlfriend, child of natural parent, grandchild, grandparent, in-law, parent, sibling, step-child, step-sibling, step-parent, and other family members (aunt, uncle, etc.).

Otherwise known includes cases in which victims are otherwise known to the assailant but are not included in the domestic violence definition.

Unknown includes cases in which the relationship of the victim to the offender cannot be determined.

Stranger is used when it is clear that the victim is not acquainted with the offender. When the relationship is questionable, such as in a masked assault, it may be

reported either as stranger or unknown, thus these two categories may not be reliable.

Crime Definitions

This report includes data on reported homicide, forcible rape, other sexual assaults, aggravated assaults, and simple assault. The crime definitions are given below:

Homicide includes murder, the willful killing of one individual by another, and includes negligent manslaughter, e.g. vehicular homicide, criminally negligent homicide, manslaughter, as well as first and second degree murder.

Forcible Rape is defined as the carnal knowledge of a male or female forcibly and against his or her will, and comprises the most serious sexual violence crimes including: unlawful sexual penetration second or third degrees; unlawful sexual intercourse first, second, or third degrees.

Other Sexual Assaults includes sexual harassment, indecent exposure, sexual exploitation of a child, and dealing in child pornography.

Aggravated Assault is determined by the severity of the injury as a result of the attack. When a person is severely injured, the assault is considered aggravated rather than simple. Attempted murder is classified as an aggravated assault.

Simple Assault includes offensive touching, menacing, second-degree reckless endangering, and assault in the third degree. Some of these assaults could be aggravated depending upon circumstances.

Limitations

As with all data, the data presented herein should be interpreted with caution. These data reflect only incidents reported to the police; however, we know from victimization data (The National Crime Survey) that victims do not report many of the crimes they experience.

Second, even in the reported data, some relationships are unknown. This is not likely a large number, but they affect the proportions of other relationships. The information included in this report does, however, provide the best available data from police reports relating to domestic violence.

Organization

A summary table of data for 1990, 1991, and 1992 follows on the next three pages. The data show an increase in "known to offender" crimes across all categories except for homicide. This may reflect improved reporting practices rather than actual increases in "known to offender" crimes.

Following the summary table, victim to offender relationships for specific violent crimes are presented in pie and bar charts. That information is organized into five sections by type of crime: homicide, forcible rape, other sexual assaults, aggravated assault, and simple assault. The bar charts disaggregate the victim to offender relationships in the partner and relative categories. For example, in homicides where the victim is a partner, five (5) of the victims were spouses, and one (1) was a boy/girlfriend.

Finally, the report includes additional information on reported rapes in 1991 and 1992, by age groups, for adults and juveniles. This analysis shows that rape is most often a crime against children. Further, the incidence of victimization of children, and the dramatic difference between rape of juvenile compared with adult males, clearly reflects victimization of the vulnerable.

To read the bar charts, please refer to the following label keys for partners and relatives:

Partner Key

Boy/Girlfrnd	Boy/Girlfriend
C-L Spouse	Common-Law Spouse
Ex-Spouse	Ex-Husband/Wife
Homosex	Homosexual Relationship
Spouse	Husband/Wife

Relative Key

CBG	Child of Boy/Girlfriend
Chld	Child
GC	Grandchild
GP	Grandparent
InL	In-Law
OF	Other Family
Par	Parent
Sib	Sibling
SC	Step-Child
SS	Step-Sibling
SP	Step-Parent

**Victim to Offender Relationships for Specific Violent Crimes
1990 - 1992**

Homicide

	1990	1991	1992
1. KNOWN TO OFFENDER	21	21	19
A. PARTNER	10	6	6
Spouse	3	2	5
Common-law Spouse	0	0	0
Boy/girlfriend	6	2	1
Homosexual Rel.	0	1	0
Ex-spouse	1	1	0
B. RELATIVE	0	4	5
Child	0	1	1
Child of boy/girlfriend	0	0	0
Step-child	0	0	0
Grandchild	0	0	0
Sibling	0	0	0
Step-sibling	0	0	0
Parent	0	1	2
Step-parent	0	1	1
Grandparent	0	1	0
In-laws	0	0	0
Other Relative	0	0	1
C. OTHER KNOWN	11	11	8
Acquaintance	6	9	5
Employee/Employer	0	0	0
Friend	1	0	1
Neighbor	0	1	1
Babysittee (the baby)	0	1	0
Other Known	4	0	1
2. STRANGER AND UNKNOWN	32	37	24
Stranger	8	7	5
Unknown	24	30	19
TOTALS	53	58	43
Percent offender unknown	60.4%	63.8%	55.8%
Percent offender known	39.6%	36.2%	44.2%
DOMESTIC VIOLENCE TOTAL	10	10	11
Percent Domestic Violence	18.9%	17.2%	25.6%
Partner	18.9%	10.3%	13.9%
Relative	0.0%	6.9%	9.3%

*Estimates of reported domestic violence only: includes (1A.) Partner and (1B.) Relative categories.

Source: SBI's Victim to Offender Relationship for Selected Crime Categories.

**Victim to Offender Relationships for Specific Violent Crimes
1990 - 1992**

	Forcible Rape			Other Sexual Assault		
	1990	1991	1992	1990	1991	1992
1. KNOWN TO OFFENDER	377	502	513	353	394	454
A. Partner	46	62	65	10	6	10
Spouse	14	14	11	1	2	2
Common-law Spouse	1	1	0	0	0	0
Boy/girlfriend	30	47	52	9	3	6
Homosexual Rel.	0	0	0	0	0	0
Ex-spouse	1	0	2	0	1	2
B. Relative	117	143	164	111	104	136
Child	42	43	50	35	43	28
Child of boy/girlfriend	0	7	9	1	7	14
Step-child	12	12	26	13	15	18
Grandchild	0	10	4	0	3	5
Sibling	8	19	15	10	5	11
Step-sibling	2	5	6	0	3	2
Parent	3	5	1	6	4	2
Step-parent	1	1	2	1	0	1
Grandparent	0	0	1	0	1	2
In-laws	0	2	2	1	0	2
Other Relative	49	39	48	44	23	51
C. Other Known	214	297	284	232	284	308
Acquaintance	168	223	204	137	188	206
Employee/Employer	0	2	1	3	2	6
Friend	14	24	24	14	10	23
Neighbor	9	10	9	15	28	25
Babysitter (the baby)	0	3	2	0	3	4
Other Known	23	35	44	63	53	44
2. STRANGER AND UNKNOWN	208	199	213	576	586	557
Stranger	45	48	52	145	172	172
Unknown	163	151	161	431	414	385
TOTALS	585	701	726	929	980	1011
Percent offender unknown	35.6%	27.9%	29.3%	62.0%	59.8%	55.3%
Percent offender known	64.4%	72.1%	70.7%	38.0%	40.2%	44.7%
DOMESTIC VIOLENCE TOTAL	163	216	229	121	110	143
Percent Domestic Violence	27.9%	30.3%	31.5%	13.0%	11.2%	14.2%
Partner	7.9%	8.7%	8.9%	1.1%	0.6%	1.0%
Relative	20.0%	21.6%	22.6%	11.9%	10.6%	10.3%

*Estimates of reported domestic violence only: includes (1A.) Partner and (1B.) Relative categories.

Source: SBI's Victim to Offender Relationship for Selected Crime Categories.

**Victim to Offender Relationships for Specific Violent Crimes
1990 - 1992**

Aggravated Assault

Simple Assault

	1990	1991	1992	1990	1991	1992
1. KNOWN TO OFFENDER	1463	1803	2071	10424	12623	12732
A. Partner	399	445	522	4437	5228	5284
Spouse	162	161	209	2042	2312	2333
Common-law Spouse	5	8	4	32	50	34
Boy/girlfriend	218	257	289	2168	2654	2648
Homosexual Rel.	1	2	3	14	18	17
Ex-spouse	13	17	17	181	194	252
B. Relative	168	224	284	1111	1343	1465
Child	53	72	82	168	230	253
Child of boy/girlfriend	1	5	3	6	30	20
Step-child	8	12	20	35	61	56
Grandchild	2	3	4	2	5	6
Sibling	31	52	64	264	310	337
Step-sibling	1	3	3	5	17	11
Parent	26	28	46	281	282	323
Step-parent	5	6	13	42	98	124
Grandparent	0	0	1	1	15	12
In-laws	11	16	15	119	114	143
Other Relative	30	27	33	188	181	180
C. Other Known	896	1134	1265	4876	6052	5983
Acquaintance	617	772	964	3322	4217	4211
Employee/Employer	5	3	9	35	53	48
Friend	50	68	74	183	246	285
Neighbor	35	69	37	272	400	309
Babysittee (the baby)	1	3	0	1	7	2
Other Known	188	219	181	1063	1129	1128
2. STRANGER AND UNKNOWN	1570	1850	1832	5994	6019	6159
Stranger	478	740	693	1609	2145	2234
Unknown	1092	1110	1139	4385	3874	3925
TOTALS	3033	3653	3903	16418	18642	18891
Percent offender unknown	51.8%	50.6%	46.9%	36.5%	32.3%	32.6%
Percent offender known	48.2%	49.4%	53.1%	63.5%	67.7%	67.4%
DOMESTIC VIOLENCE TOTAL	567	669	806	5548	6571	6749
Percent Domestic Violence	18.7%	18.3%	20.6%	33.8%	35.2%	35.7%
Partner	13.2%	12.2%	13.4%	27.0%	28.0%	28.0%
Relative	5.5%	6.1%	7.3%	6.8%	7.2%	7.7%

Estimates of reported domestic violence only: includes (1A. Partner and (1B.) Relative category. Source: SBI's Victim to Offender Relationship for Selected Crime Categories.

Technical Note
What is Counted?

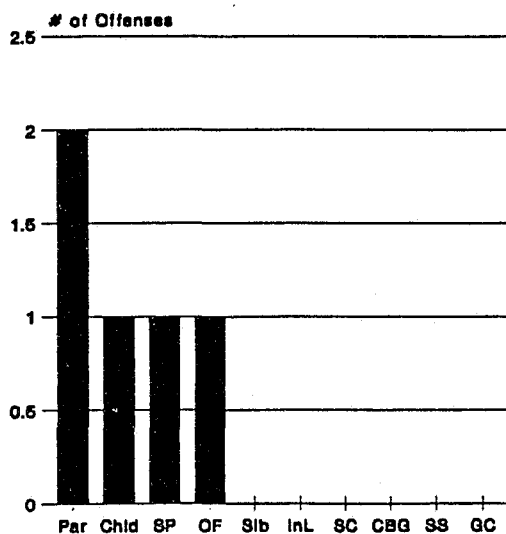
The information reported in this document differ from those found in other criminal justice reports. The numbers reported here are higher than the crime and arrests reported in Crime in Delaware 1992: An Analysis of Uniform Crime Data. General crime statistics count events or incidents of crime, while victim to offender relationships count each relationship between the person involved in the crime. If there are two victims and two offenders, four relationships would result with each victim being separately related to each offender. The special analysis relating to rape victims goes one additional step in that it uses National Incident Based Reporting (NIBRS) methods. NIBRS requires that all crimes in a criminal incident be reported, not just the most serious as is the practice under the Uniform Crime Reporting (UCR) methods. For instance, in an aggravated assault case it is possible that a less serious sexual assault charge is also included. Under UCR, this would only be counted as an aggravated assault case. Under NIBRS, this would be counted both as an aggravated assault case and a sexual assault.

HOMICIDE: VICTIM TO OFFENDER RELATIONSHIPS, 1992

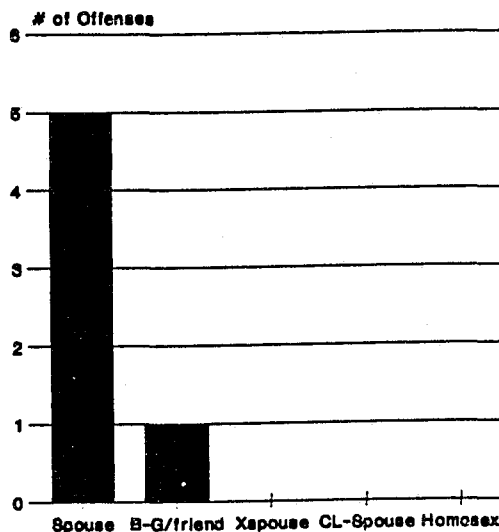
TWENTY-SIX (26)
PERCENT OF THE
HOMICIDE VICTIMS
WERE PARTNERS OR
RELATIVES OF THE
OFFENDER.
NINETEEN (19)
PERCENT WERE
OTHERWISE KNOWN TO
THE OFFENDER, AND
12 PERCENT WERE
STRANGERS. FORTY-
FOUR (44) PERCENT
WERE UNDETERMINED.

KNOWN TO OFFENDER	19
STRANGER	5
UNKNOWN	19
TOTAL	43

Homicide: Victim to Offender Relationships, 1992 Relative




Homicide: Victim to Offender Relationships, 1992 Partner



OF THE SIX PARTNER RELATIONSHIPS,
FIVE HOMICIDES WERE COMMITTED BY A
SPOUSE; OF THE SEVEN RELATIVE
RELATIONSHIPS, TWO WERE PARENTS.

1992 REPORTED HOMICIDE

VICTIM TO OFFENDER RELATIONSHIPS

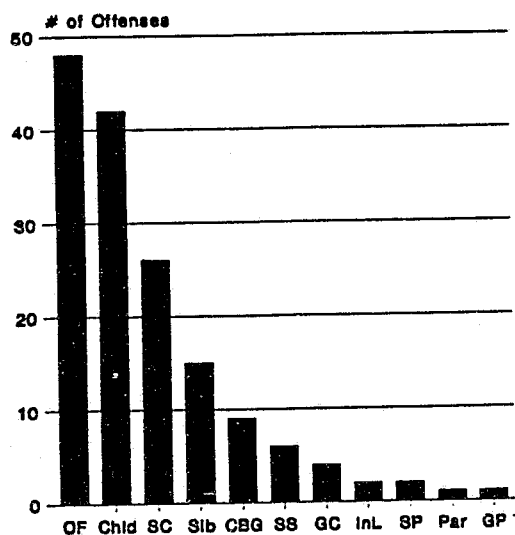


**RAPE: VICTIM TO OFFENDER
RELATIONSHIPS, 1992**

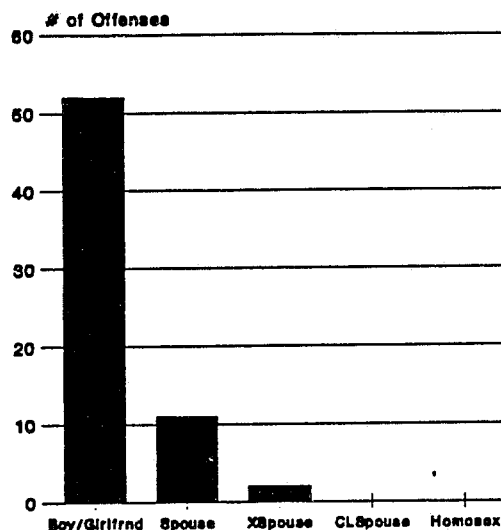
THIRTY-NINE (39)
PERCENT OF THE
VICTIMS WERE RAPED
BY PARTNERS; 23
PERCENT BY RELA-
TIVES; AND 7 PERCENT
BY OTHERS KNOWN TO
THE VICTIM. NINE (9)
PERCENT OF THE
VICTIMS WERE RAPED
BY STRANGERS, AND 22
PERCENT WERE UNDE-
TERMINED.

KNOWN TO OFFENDER	513
STRANGER	52
UNKNOWN	<u>161</u>
TOTAL	726

**Reported Forcible Rape:
Victim to Offender Relationships, 1992
Relative**



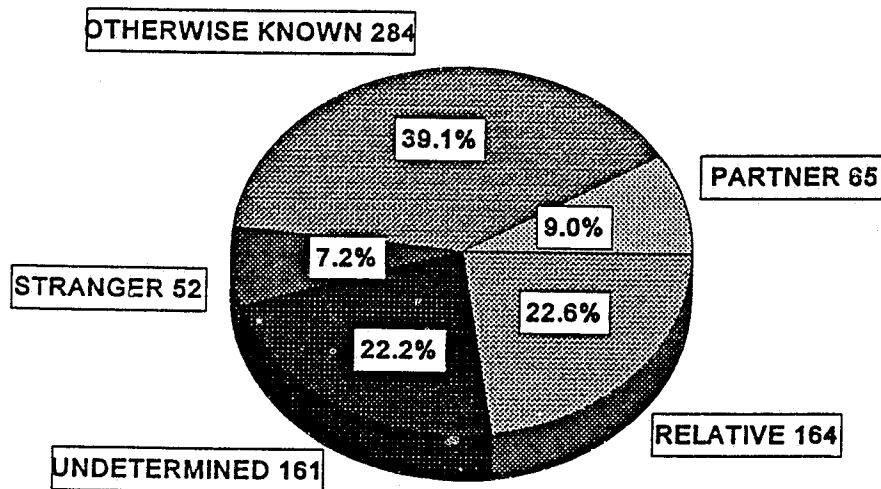
**Reported Forcible Rape:
Victim to Offender Relationships, 1992
Partner**



OF THE 65 PARTNER RAPES, 52
VICTIMS WERE A BOY/GIRLFRIEND, AND
11 WERE A SPOUSE; OF THE 164
RELATIVE RAPES, 48 VICTIMS WERE
OTHER FAMILY MEMBERS, 50 WERE
CHILDREN, 26 WERE STEP-CHILDREN.

1992 REPORTED RAPE

VICTIM TO OFFENDER RELATIONSHIPS

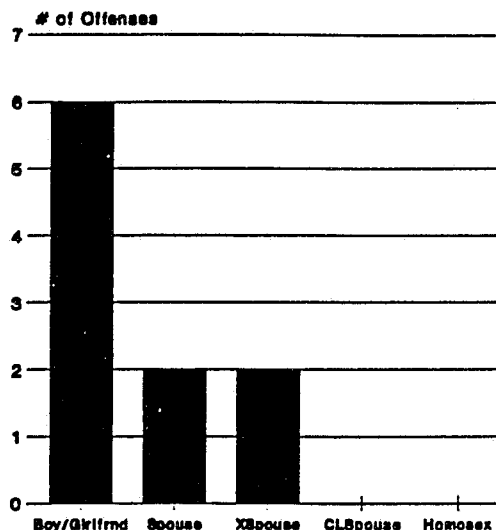


OTHER SEXUAL ASSAULT:
VICTIM TO OFFENDER
RELATIONSHIPS, 1992

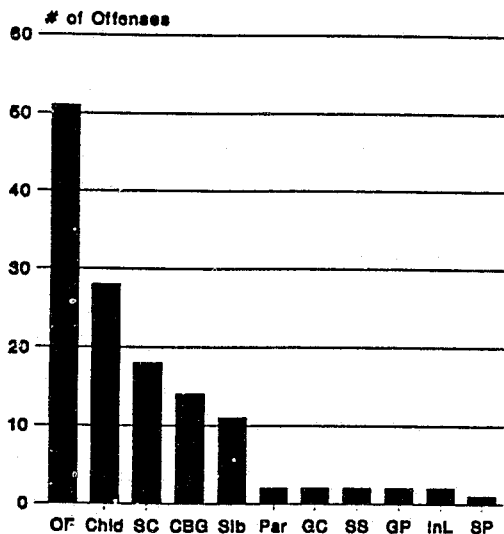
KNOWN TO OFFENDER	451
STRANGER	172
UNKNOWN	385
TOTAL	1008

FORTY-FIVE (45)
PERCENT OF OTHER
SEXUAL ASSAULT
VICTIMS WERE KNOWN
TO THE OFFENDER; 17
PERCENT WERE
STRANGERS, AND 38
PERCENT WERE
UNDETERMINED.

Other Sexual Assault:
Victim to Offender Relationships, 1992
Partner



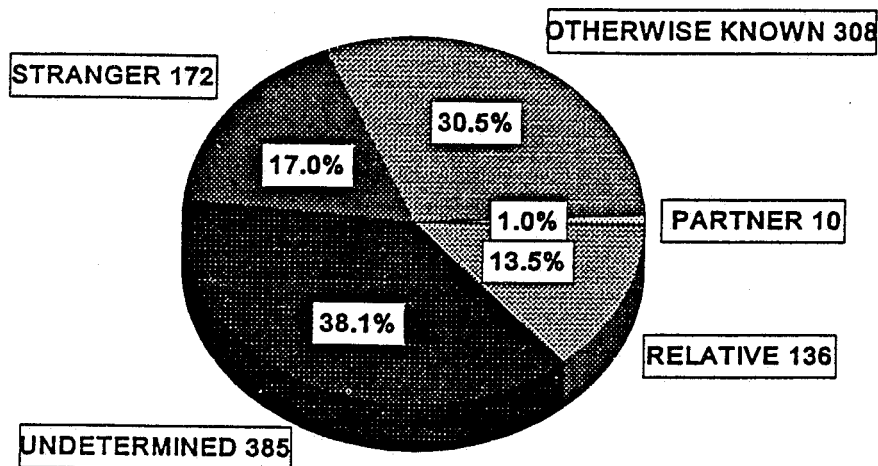
Other Sexual Assault:
Victim to Offender Relationships, 1992
Relative



OTHER SEXUAL ASSAULT VICTIMS WHO
WERE PARTNERS WERE MOST OFTEN
BOY/GIRLFRIEND (N=6). TWO (2) WERE
SPOUSE AND TWO (2) EX-SPOUSE.
THOSE WHO WERE VICTIMS OF RELATIVES
WERE LIKELY TO BE OTHER
FAMILY MEMBERS (N=51); 28 WERE
CHILDREN; 18 WERE STEPCHILDREN;
AND 14 WERE CHILDREN OF BOY OR
GIRLFRIENDS.

1992 RPT. OTHER SEX ASSAULTS

VICTIM TO OFFENDER RELATIONSHIPS

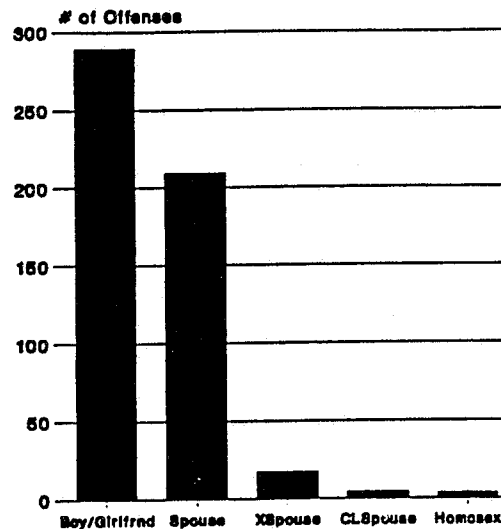


**AGGRAVATED ASSAULT: VICTIM TO
OFFENDER RELATIONSHIPS, 1992**

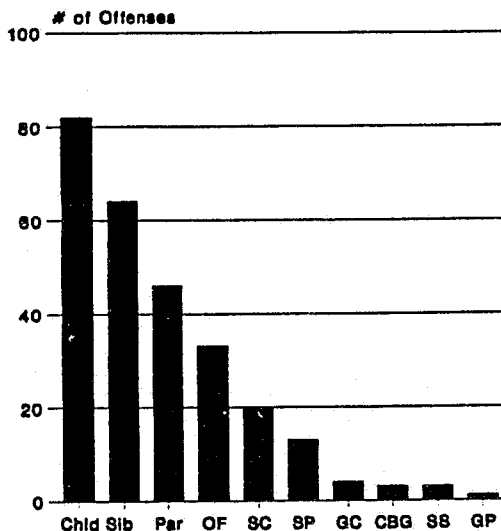
KNOWN TO OFFENDER	2071
STRANGER	693
UNKNOWN	1139
TOTAL	3903

AGGRAVATED ASSAULT VICTIMS WERE MOST LIKELY (32 PERCENT) TO BE KNOWN TO THE VICTIM OTHER THAN A PARTNER OR RELATIVE. EIGHTEEN (18) PERCENT WERE STRANGERS, AND 29 PERCENT WERE UNDETERMINED. THE SUMMARY TABLE SHOWS THAT 964 OF THE "OTHER KNOWN" WERE AN ACQUAINTANCE.

**Aggravated Assault:
Victim to Offender Relationships, 1992
Partner**




**Aggravated Assault:
Victim to Offender Relationships, 1992
Relative**



BOY/GIRLFRIENDS WERE THE MOST FREQUENT PARTNER VICTIMS OF AGGRAVATED ASSAULT (N=289). SPOUSES WERE SECOND AT 209. VICTIMS OF RELATIVES TENDED TO BE CHILDREN (N=82); SIBLINGS (N=64); AND PARENTS (N=46).

1992 RPT. AGGRAVATED ASSAULT

VICTIM TO OFFENDER RELATIONSHIPS

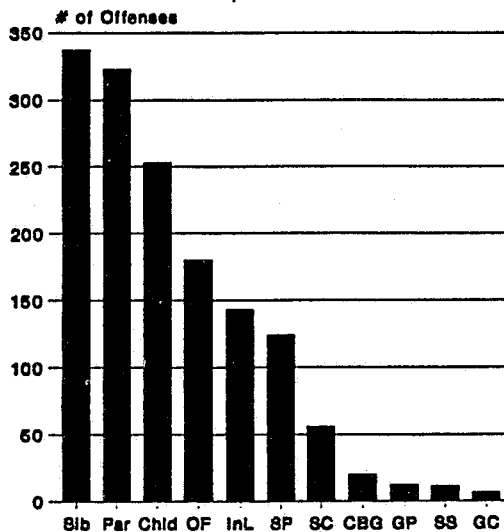


**SIMPLE ASSAULT: VICTIM TO
OFFENDER RELATIONSHIPS, 1992**

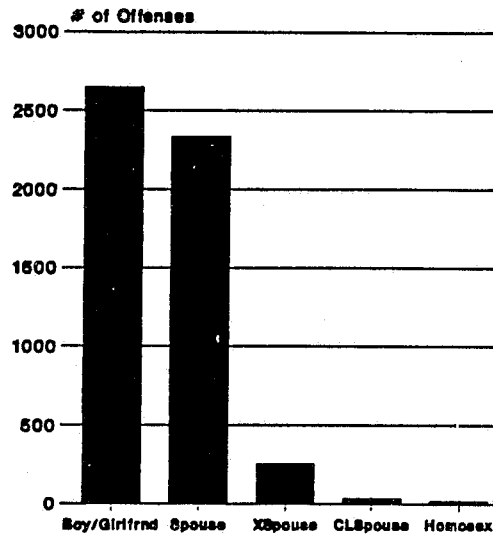
TWENTY-EIGHT (28)
PERCENT OF THE
VICTIMS OF SIMPLE
ASSAULT WERE
PARTNERS; EIGHT (8)
PERCENT WERE RELA-
TIVES; 32 PERCENT
WERE OTHERWISE
KNOWN BY THE OF-
FENDER; 12 PERCENT
WERE STRANGERS; AND
21 PERCENT WERE UN-
DETERMINED.

KNOWN TO OFFENDER	12732
STRANGER	2234
UNKNOWN	3925
TOTAL	18891

**Simple Assault:
Victim to Offender Relationships, 1992
Relative**



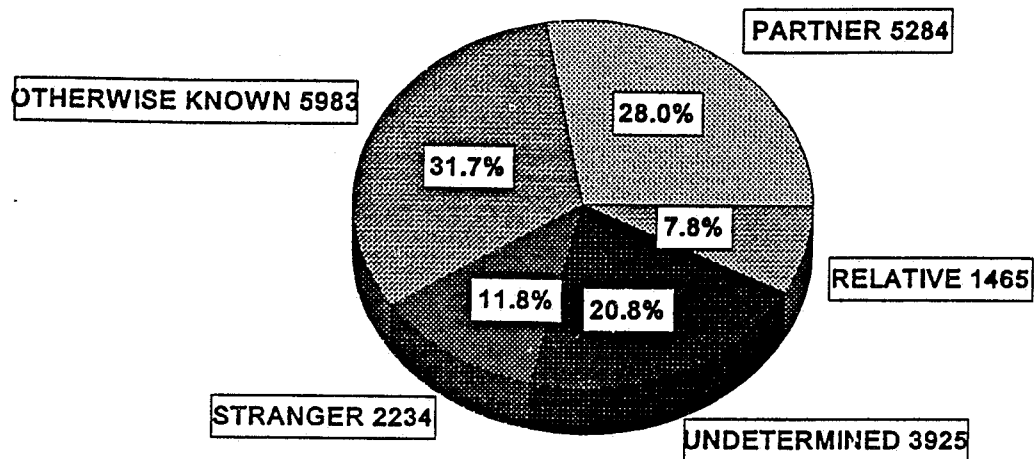
**Simple Assault:
Victim to Offender Relationships, 1992
Partner**



PARTNERS WHO WERE VICTIMS OF
SIMPLE ASSAULT WERE MOST OFTEN
GIRL/BOYFRIENDS (N=2648), OR
SPOUSES (N=2333). RELATIVES WHO
WERE VICTIMS WERE MOST FREQUENTLY
SIBLINGS (N=337), PARENTS (N=323),
OR CHILDREN (253).

1992 REPORTED SIMPLE ASSAULT

VICTIM TO OFFENDER RELATIONSHIPS



DELAWARE FORCIBLE RAPE VICTIMS BY AGE
1991-1992

JUVENILES

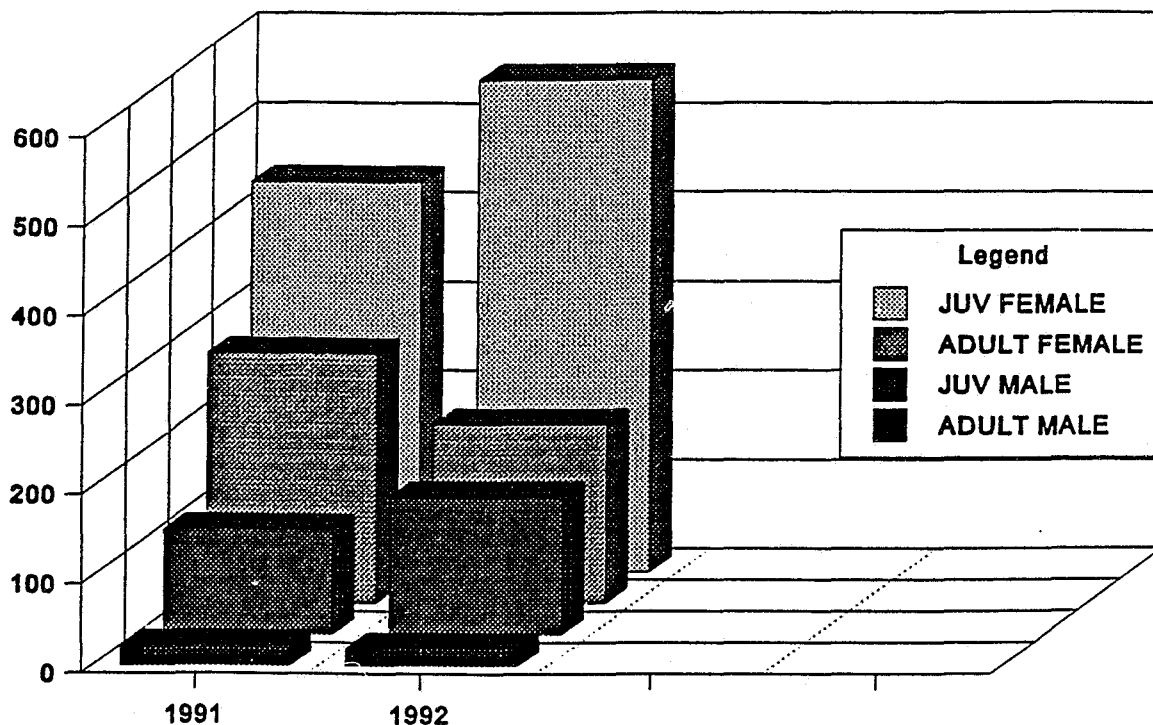
AGE	9 or Less		10 to 14		15 to 17		TOTAL	
	N	%	N	%	N	%	N	%
MALE								
1991	83	28.5	22	10.5	12	9.0	117	21.1
1992	108	28.0	20	8.7	26	13.7	154	21.8
FEMALE								
1991	210	71.7	188	89.5	122	91.0	437	78.9
1992	277	72.0	209	91.3	164	86.3	552	78.2
TOTAL								
1991	293	100.0	210	100.0	134	100.0	554	100.0
1992	385	100.0	229	100.0	190	100.0	706	100.0

ADULTS

AGE	18 TO 21		22 TO 49		50 AND OVER		TOTAL	
	N	%	N	%	N	%	N	%
MALE								
1991	7	8.0	11	5.7	5	22.7	23	7.6
1992	7	12.3	11	7.3	2	14.3	20	9.0
FEMALE								
1991	81	92.0	182	94.3	17	77.3	280	92.4
1992	50	87.7	139	92.7	12	85.7	201	91.0
TOTAL								
1991	88	100.0	193	100.0	22	100.0	303	100.0
1992	57	100.0	150	100.0	14	100.0	221	100.0

DELAWARE RAPE VICTIMS

ADULT & JUVENILE 1991-1992



The data on the preceding table are displayed on the chart above.* The data for 1992 shows a dramatic increase in the percent of juvenile male victims of rape relative to adult female victims. Although the overwhelming majority of rape victims are female, the data show that in 1991, 117 juvenile male rape victims were reported and 280 adult female rape victims, a ratio of 2.39 adult females to 1 juvenile male. In 1992, 154 juvenile males and 201 adult females were reported, a decrease to 1.3 adult females to each juvenile male.

The chart also reflects the extent to which rape is a crime against children.

RAPE IS MORE OFTEN A CRIME AGAINST CHILDREN THAN ADULTS: 3.19 CHILDREN ARE RAPED FOR EACH ADULT VICTIM OF RAPE.

Seven-hundred and six (706) rapes of children were reported compared with 221 reported rapes of adults, a ratio of 3.19 juveniles to each adult victim of rape.

*NOTE: This report on rape victims by age indicates 927 rapes, which is more than the 887 shown in the UCR victim to offender relationship report. The data included in this analysis were taken from the Victims Age, Sex, and Race report generated by NIBRS. The NIBRS report counts the number of incidents of a given crime, whereas UCR counts the number of crimes based on lead charge. Also, the victim to offender relationship report is based on relationships, not crimes. For example, a brother and a sister may have murdered a parent. This would be counted as one (1) homicide but two (2) victim to offender relationships.