

THE JUVENILE COURT OF HURON COUNTY

155332

U.S. Department of Justice
National Institute of Justice

This document has been reproduced exactly as received from the person or organization originating it. Points of view or opinions stated in this document are those of the authors and do not necessarily represent the official position or policies of the National Institute of Justice.

Permission to reproduce this copyrighted material has been granted by
Juvenile Court of Huron County

to the National Criminal Justice Reference Service (NCJRS).

Further reproduction outside of the NCJRS system requires permission of the copyright owner.



ACQUISITIONS

JUL 19 1995


NCJRS

1994 ANNUAL REPORT

THE HONORABLE THOMAS E. HEYDINGER,
JUDGE

155332

**COURT OF COMMON PLEAS OF HURON COUNTY
PROBATE AND JUVENILE DIVISION
THOMAS E. HEYDINGER, JUDGE
NORWALK, OHIO 44857
Annual Juvenile Court Report for 1994**



The Huron County Juvenile Court continued to handle a heavy workload in 1994. From 1982 to 1994 the hearings and trials increased by 180%.

In 1994 we held 20% more hearings and trials in delinquency and unruliness matters than in 1993, while we increased by 60% the number of first offenders dealt with informally.

Financial resources for this Court continue to decrease while the workload grows. We continue to strive to manage those shrinking resources with an experienced and well educated staff and through the utilization of innovative management techniques.

Complaints filed				
	1991	1992	1993	1994
Felony	39	50	71	84
Misdemeanor	351	415	404	420
Unruly	172	168	165	154
Traffic Offender	690	753	788	909
Abused/Dependent/Neglected	83	68	88	89
Informal Complaints	157	109	125	201
TOTALS	1492	1563	1641	1857

Significant Trends in 1994

1994 saw the number of youth found delinquent for felony offenses grow by 57% as compared to 1991. In the face of these increases the Ohio Department of Youth Services (DYS) has initiated changes in policy to restrain our use of DYS secure institutional placements. Indeed, DYS has made some new funds available to deal with offenders locally, but these "Reclaim Ohio" monies are an illusion in that Ohio "charges-us-back" \$77.00 per day for placing a Huron County child in a DYS Institution.

Felony Offenses	
1991	33
1992	43
1993	41
1994	52

In 1993 this Court began making all "out-of-home" placements through the Huron County Department of Human Services. I believe that has resulted in some overall improvements in effectively dealing with these placements, but the Huron County Department of Human Services has obviously experienced tremendous growth in that area of their budget. The Court is working with Human Services to bring greater efficiency to this program.

The Juvenile Courts of Seneca, Erie, Sandusky, Ashland, Richland and Huron Counties are preparing an application to the State of Ohio for the construction of a regional rehabilitation facility in our area. The new facility would be under local management and, I believe, would deal more effectively with our youth found to have committed felony-delinquency offenses but for whom placement in a DYS Institution may not be in the best interests of the child.

A high number of persons who are physically and reproductively developed are sexually active yet they ignore their full responsibility for the resulting pregnancies and births. In 1994 in Huron County the births out-of-wedlock continue at a rate of 1 in 4 and births to mothers 17 years and younger were at a rate of 1 in 20. This results in many children being raised by

children and in an increasing number of cases of parentage, child abuse, neglect and dependency being filed in this Court.

Total Complaints Filed

1991	1492
1992	1563
1993	1641
1994	1857

Total Felony Complaints Filed

1991	39
1992	50
1993	71
1994	84

The Court's probation officers monitor all contacts by police with youths in Huron County through "Form 99" reports which are filed by the officers whether or not court action is expected to result. In 1994, these reports showed abuse of alcohol and other drugs was involved in 18.49% of such contacts.

The abuse and illegal use of alcohol and other drugs is frequently a substantial factor in many of the delinquency, unruly, child abuse, neglect and dependency cases brought to this Court.


Both nationally and locally the last twenty years have seen a lowering of the age of initiation into sexual behavior, violence and substance abuse. Children are doing more and more at younger and younger ages. One important part of our community's response to these problems must be efforts at prevention. Our reaction cannot be to simply wait to deal with more of these cases each year.

The court staff has contributed its time as federal grant administrator for the Huron County Collaborative for the 90's, an on-going community effort to prevent the illegal use and abuse of alcohol and other drugs. The Collaborative sponsored or co-sponsored many successful programs and activities in 1994. These include the implementation of the Red Ribbon campaign in seven area schools, sending 21 local students to Youth to Youth leadership training, organizing monthly prevention activities for Youth to Youth, conducting strategic planning for future county prevention efforts, conducting substance abuse training for Reach Our Youth (ROY) children and volunteers, organizing a "Family First Night," (an alcohol and drug free New Year's Eve party for 400 people), and other activities.

Volunteer programs continued to make a significant contribution to the work of the court in 1994. The ROY Program involved 41 court-appointed volunteers who befriended at-risk boys and girls. However, there are still 100 children waiting to be matched with an appropriate volunteer. There are 12 active volunteers in our Court Appointed Special Advocates (CASA) Program. Each CASA volunteer is appointed to provide the court with a carefully researched background of abused, neglected or dependent children. This helps the court make sound decisions about that child's future. The volunteer also monitors the case until it is permanently resolved.

The Huron County community as a whole must truly accept that our children are our most valuable resource. Each of us must then act within our own family, neighborhood and local community to help salvage and rear all of our community's children. We should apply an old proverb which states that "it takes an entire village to raise a child".

Sincerely,


Thomas E. Heydinger, Judge
Huron County Common Pleas Court
Probate & Juvenile Divisions

*125 copies printed at a cost of \$.57 per copy.

SOURCES OF DELINQUENCY, UNRULY, TRAFFIC COMPLAINTS

TABLE 1											
	DELINQUENT			UNRULY			TOTAL D & U	TRAFFIC			TOTALS
	MALE	FEMALE	TOTAL	MALE	FEMALE	TOTAL		MALE	FEMALE	TOTAL	
NORWALK POLICE	158	40	198	23	32	55	253	100	49	149	402
HURON COUNTY SHERIFF	69	4	73	12	17	29	102	19	10	29	131
WILLARD POLICE	51	16	67	8	5	13	80	39	21	60	140
NEW LONDON POLICE	36	3	39	8	0	8	47	8	4	12	59
BELLEVUE POLICE	32	8	40	0	1	1	41	27	6	33	74
BELLEVUE SCHOOLS	0	1	1	1	0	1	2	0	0	0	2
NORWALK SCHOOLS	0	0	0	8	7	15	15	0	0	0	15
WAKEMAN POLICE	0	0	0	1	0	1	1	10	1	11	12
WILLARD SCHOOLS	0	0	0	7	7	14	14	0	0	0	14
PLYMOUTH POLICE	4	0	4	0	1	1	5	5	0	5	10
MONROEVILLE POLICE	15	2	17	2	1	3	20	13	3	16	36
HURON COUNTY SCHOOLS	0	0	0	7	0	7	7	0	0	0	7
HURON COUNTY DHS	0	0	0	0	0	0	0	0	0	0	0
GREENWICH POLICE	4	1	5	1	0	1	6	9	2	11	17
MILAN POLICE	0	0	0	0	0	0	0	9	2	11	11
COUNTY PROSECUTOR	0	0	0	0	0	0	0	0	0	0	0
STATE PATROL - 39	6	1	7	0	0	0	7	319	118	437	444
OTHER	6	2	8	0	1	1	9	14	8	22	31
PROBATION OFFICERS	7	9	16	0	0	0	16	0	0	0	16
CERTIFIED IN	25	4	29	3	1	4	33	66	47	113	146
TOTALS	413	91	504	81	73	154	658	638	271	909	1567

NOTE: When an alleged offender is cited outside of his/her home county, the matter is transferred to the County in which the child resides.

AGES: DELINQUENCY, UNRULY, TRAFFIC COMPLAINTS

TABLE 2											
	DELINQUENT			UNRULY			TOTAL	TRAFFIC			TOTALS
	MALE	FEMALE	TOTAL	MALE	FEMALE	TOTAL	D&U	MALE	FEMALE	TOTAL	
UNDER 10	6	2	8	2	0	2	10	1	0	1	11
11	15	1	16	0	2	2	18	0	0	0	18
12	16	2	18	5	1	6	24	0	0	0	24
13	46	10	56	8	6	14	70	1	0	1	71
14	62	18	80	12	14	26	106	6	1	7	113
15	60	25	85	20	19	39	124	10	4	14	138
16	102	18	120	15	14	29	149	219	108	327	476
17	106	15	121	19	17	36	157	400	159	559	716
TOTALS	413	91	504	81	73	154	658	637	272	909	1567

RESIDENCES: DELINQUENT AND UNRULY COMPLAINTS

TABLE 3											
	DELINQUENT			UNRULY			TOTAL	TRAFFIC			TOTALS
	MALE	FEMALE	TOTAL	MALE	FEMALE	TOTAL	D&U	MALE	FEMALE	TOTAL	
NORWALK CITY	141	38	179	32	30	62	241	156	68	224	465
WILLARD CITY	49	13	62	14	14	28	90	94	45	139	229
*BELLEVUE CITY	56	11	67	1	3	4	71	49	19	68	139
MILAN	2	1	3	2	1	3	6	4	4	8	14
COLLINS	10	2	12	0	3	3	15	26	4	30	45
NEW LONDON	31	0	31	10	1	11	42	36	20	56	98
WAKEMAN	60	2	62	9	4	13	75	40	19	59	134
MONROEVILLE	9	4	13	2	6	8	21	43	14	57	78
GREENWICH	8	5	13	2	0	2	15	29	15	44	59
*PLYMOUTH	14	1	15	1	1	2	17	26	13	39	56
NORTH FAIRFIELD	2	1	3	4	0	4	7	9	4	13	20
NOT HURON COUNTY	31	13	44	4	10	14	58	126	46	172	230
TOTALS	413	91	504	81	73	154	658	638	271	909	1567

*Huron County segment only

DISPOSITIONS: DELINQUENCY, UNRULY , TRAFFIC CASES

TABLE 4											
	DELINQUENT			UNRULY			D & U	TRAFFIC			TOTALS
	MALE	FEMALE	TOTAL	MALE	FEMALE	TOTAL	Totals	MALE	FEMALE	TOTAL	
DISMISSED	75	9	84	13	9	22	106	22	6	28	134
POSTPONED ADJ./DISMISSED	47	3	50	2	3	5	55	1	1	2	57
TRANSFERRED	25	16	41	5	13	18	59	147	54	201	260
PROBATION & COSTS	2	0	2	32	29	61	63	0	0	0	63
PROBATION	4	0	4	0	0	0	4	0	0	0	4
PROBATION/FINE/COSTS	130	40	170	0	1	1	171	3	0	3	174
COURT COSTS ONLY	3	2	5	19	8	27	32	5	4	9	41
FINE AND COURT COSTS	67	13	80	0	0	0	80	314	163	477	557
DYS	1	1	2	0	0	0	2	0	0	0	2
ADJUDICATED/TERMINATED	1	1	2	1	0	1	3	0	0	0	3
COSTS/FINE/OL RESTRICTED	0	0	0	0	0	0	0	36	7	43	43
COSTS/OL SUSPENDED	0	0	0	0	0	0	0	0	1	1	1
COSTS/FINE/OL SUSPENDED	0	0	0	0	0	0	0	76	28	104	104
LICENSE SUSPENDED	0	0	0	0	0	0	0	1	0	1	1
OTHER	12	0	12	0	3	3	15	20	5	25	40
PENDING	46	6	52	9	7	16	68	13	2	15	83
SUB-TOTALS	413	91	504	81	73	154	658	638	271	909	1567
b. temp. custody DHS	3	7	10	0	2	2	12			0	12
c. temp. custody relative	2	4	6	2	3	5	11			0	11
d. restitution	85	6	91	0	0	0	91			0	91
TOTALS	503	108	611	83	78	161	772	638	271	909	1681

Notes: Court costs = costs

Operator's License = OL

Adjudicated = adj

Department of Youth Services = DYS

VIOLATIONS NAMED ON DELINQUENCY, UNRULY, TRAFFIC COMPLAINTS

TABLE 5							
	MALE	FEMALE	TOTAL		MALE	FEMALE	TOTAL
THEFT	91	19	110	SPEED	211	83	294
B & E	41	1	42	NO LICENSE/SUSPENDED	41	16	57
UNGOVERNABLE	35	49	84	FAIL TO OBEY TRAFFIC SIGNAL	37	16	53
VANDALISM	92	5	97	DUI	9	2	11
SCHOOL TRUANCY	25	15	40	RECKLESS OPERATION	12	0	12
MOTOR VEHICLE THEFT	6	1	7	FAIL TO YIELD	22	12	34
DRUG LAWS	28	6	34	ASSURED CLEAR DISTANCE	32	18	50
LIQUOR LAWS	49	17	66	UNSAFE EQUIPMENT	5	1	6
CURFEW	19	7	26	IMPROPER OPERATION	5	4	9
ASSAULT	33	17	50	IMPROPER REGISTRATION	2	0	2
RUNAWAY	0	3	3	SEAT BELT	132	60	192
RESISTING ARREST	3	1	4	FLEE POLICE OFFICER	1	0	1
SEX OFFENSES	13	0	13	SQUEALING TIRES	9	0	9
FRAUD/FORGERY	2	1	3	LEFT OF CENTER	8	4	12
ARSON	7	0	7	EXCESSIVE NOISE	2	1	3
DISORDERLY CONDUCT	20	9	29	IMPROPER LANE CHANGE	3	3	6
ALL OTHER	30	13	43	SCHOOL BUS	3	0	3
				MOTORCYCLE	4	0	4
SUB-TOTALS	494	164	658	HIT/SKIP	0	2	2
VIOLATE PROBATION	83	41	124	MOPED	0	0	0
				FAIL TO CONTROL	47	30	77
				OTHER	53	19	72
TOTALS	577	205	782	TOTALS	638	271	909

NOTE: Totals for Delinquent/Unruly are greater than in other tables in that violation of probation are included in this table.

NOTE: If more than one delinquent and/or unruly act was cited in the same complaint, the more serious act was used for statistics

SOURCES OF ABUSED, DEPENDENT, NEGLECTED COMPLAINTS

TABLE 6							
	ABUSED		DEPENDENT		NEGLECTED		
	MALE	FEMALE	MALE	FEMALE	MALE	FEMALE	TOTAL
HURON COUNTY DHS	4	7	31	20	8	12	82
HURON COUNTY SHERIFF	0	0	1	0	0	0	1
HURON COUNTY PROSECUTOR	0	0	0	0	0	0	0
NORWALK POLICE	0	1	0	0	0	0	1
ALL OTHER	0	0	1	4	0	0	5
TOTALS	4	8	33	24	8	12	89

DHS - Department of Human Services

DISPOSITIONS OF ABUSED, DEPENDENT, NEGLECTED CHILDREN

TABLE 7							
	ABUSED		DEPENDENT		NEGLECTED		
	MALE	FEMALE	MALE	FEMALE	MALE	FEMALE	TOTAL
TEMPORARY CUSTODY RELATIVE	0	1	8	8	2	1	20
ADJUDICATED/TERMINATED	0	1	1	0	1	2	5
TEMPORARY CUSTODY DHS	1	0	1	1	1	1	5
TEMP CUSTODY PARENTS/ PS BY DHS	2	4	11	7	4	8	36
CERTIFIED	0	0	0	0	0	0	0
DISMISSED	1	2	7	7	0	0	17
PENDING	0	0	4	1	0	0	5
OTHER	0	0	1	0	0	0	1
TOTALS	4	8	33	24	8	12	89

DHS = Department of Human Services

PS = Protective Supervision

PER DIEM PAID FOR COURT PLACEMENTS

TABLE 8			
COURT PLACEMENTS:			
	CHILDREN	DAYS	\$\$\$
CHAR-LYNN RESIDENTIAL CENTER, CARROLLTON, OH	1	273	\$13,253.81
LIFE CHANGE TECHNOLOGIES, KENT, OH	1	191	\$15,848.00
HURON COUNTY DEPARTMENT OF HUMAN SERVICES	18	929	\$65,827.86
TOTALS	20	1,393	\$94,929.67

NOTE: Number of youth may differ from Table 3 figures
due to the same youth being in more than one placement in 1994.

NUMBER OF HEARINGS AND TRIALS CONDUCTED

TABLE 9	
HEARINGS: 3064	
TRIALS: 417	
BREAKDOWN AS FOLLOWS:	
1035	Alleged Delinquent & Unruly Children
388	Alleged Dependent, Neglected, Abused Children
146	Alleged Violations of Probation
704	Alleged Juvenile Traffic Offenders
260	Detention
105	Shelter Care
0	Parental Notification of Abortion
1	Juvenile Marriage Consent
20	State of Ohio (Adult); Contributing
0	Bindover to adult court
2	Search Warrants issued
368	Civil Cases/Paternity
250	Contempt of Court
1	Motion for Permanent Surrender
201	Informal Hearings

PLACED IN LEGAL CUSTODY OF DYS

TABLE 10	1994	1993	1992	1991	1990
MALE	1	11	7	4	6
FEMALE	1	1	1	1	2
TOTAL	2	12	8	5	8

TIME & COST SPENT IN FOSTER CARE/DETENTION

TABLE 11									
DETENTION	MALES	DAYS		FEMALES	DAYS		YOUTH	DAYS	TOTAL COST
1994	57	855.67		21	164		78	1019.67	\$53,841.15
1993	53	603.67		20	139		73	743	\$42,273.00
1992	64	731		30	234		94	965	\$53,366.00
1991	52	500		20	159.33		72	659	\$36,563.00
1990	50	763		36	340		86	1,103	\$61,055.00
FOSTER CARE									
1994	9	713		11	680		20	1393	\$94,929.67
1993	10	888		8	222		18	1,110	\$69,163.00
1992	8	1,669		1	199		9	1,868	\$97,542.00
1991	7	1,030		8	786		15	1,816	\$91,757.00
1990	13	1,919		3	496		16	2,415	\$102,762.00

COMPLAINTS DOCKETED: PERCENTAGE OF CHANGE

TABLE 12	MALES		% of	FEMALES		% of	TOTALS		% of
	1993	1994	CHANGE	1993	1994	CHANGE	1993	1994	CHANGE
DELINQUENCY	318	413	29.87%	84	91	8.33%	402	504	25.37%
UNRULINESS	90	81	-10.00%	75	73	-2.67%	165	154	-6.67%
VIOLATE PROBATION	41	83	102.44%	32	41	28.13%	73	124	69.86%
TRAFFIC	536	638	19.03%	252	271	7.54%	788	909	15.36%
DEP/NEG/ABUSED	48	45	-6.25%	40	44	10.00%	88	89	1.14%
CIVIL							107	147	37.38%
STATE OF OHIO	2	4	100.00%	0	2		2	6	200.00%
INFORMAL	83	132	59.04%	38	69	81.58%	121	201	66.12%
TOTALS	1118	1396	24.67%	521	591	13.44%	1746	2134	22.22%

TABLE 13

COURT GROWTH IN WORKLOAD AND FUNDING

YEAR	column 1	column 2	CASES FILED	HEARINGS & TRIALS	CHANGE % OF (cpi)
	GENERAL	G.F. & D.Y.S.			
	FUND APPROPRIATION	EXPENDITURES			
1982	\$355,115.00	\$396,671.00 (dys \$77,235.00)	904	1,240	
1983	\$392,883.00	\$435,164.28 (dys \$92,509.00)	891	1,454	3.20
% OF CHANGE (FROM '82)	10.00%		-1.00%	14.00%	
1984	\$392,883.00	\$457,920.76 (dys \$92,585.00)	965	1,574	4.30
% OF CHANGE (FROM '83)	NO CHANGE		8.00%	7.00%	
1985	\$392,883.00	\$474,213.08 (dys \$94,770.00)	1,058	1,945	3.60
% OF CHANGE (FROM '84)	NO CHANGE		9.00%	23.00%	
1986	\$423,487.00	\$457,514.31 (dys \$96,823.00)	1,326	2,110	1.90
% OF CHANGE (FROM '85)	7.00%		25.00%	8.00%	
1987	\$486,015.00	\$547,344.67 (dys \$100,388.00)	1,455	2,212	3.60
% OF CHANGE (FROM '86)	14.00%		8.00%	4.00%	
1988	\$505,763.00	\$556,677.00 (dys \$96,792.00)	1,678**	2,453**	4.10
% OF CHANGE (FROM '87)	4.00%		16.00%	11.00%	
1989	\$523,643.00	\$541,731.91 (dys \$100,155.00)	1,669**	2,533**	4.80
% OF CHANGE (FROM '88)	3.50%		-5.00%	3.30%	
1990	\$563,730.00	\$538,506.23 (dys \$100,155.00)	1,495**	2,538**	6.10
% OF CHANGE (FROM '89)	7.70%		-10.40%	0.20%	
1991	\$642,947.00	\$582,313.71 (dys \$133,822.14)	1,525**	2,727**	3.10
% OF CHANGE (FROM '90)	14.10%		2.00%	7.40%	
1992	\$685,723.00	\$626,716.51 (dys \$199,355.64)	1,717**	3,201**	3.00
% OF CHANGE (FROM '91)	6.70%		12.60%	17.40%	
1993	\$585,223.00	\$538,824.97 (dys \$115,454.85)	1,746**	3,531**	2.70
% OF CHANGE (FROM '92)	-14.70%		1.70%	10.30%	
1994	\$591,623.00	\$580,210.92 (dys \$147,877.34)	2,134**	3,481**	2.70
% OF CHANGE (FROM '93)	1.10%	7.70%	22.20%	-1.40%	
% OF CHANGE ('82 TO '94)	66.60%	46.30%	136.10%	180.70%	

** includes informal hearings

Column 1 = Annual Court General Fund Appropriation (includes Probate Court)

Column 2 = Actual General Fund and DYS Grant Expenditures (Juvenile Court only)

CPI = Consumer Price Index

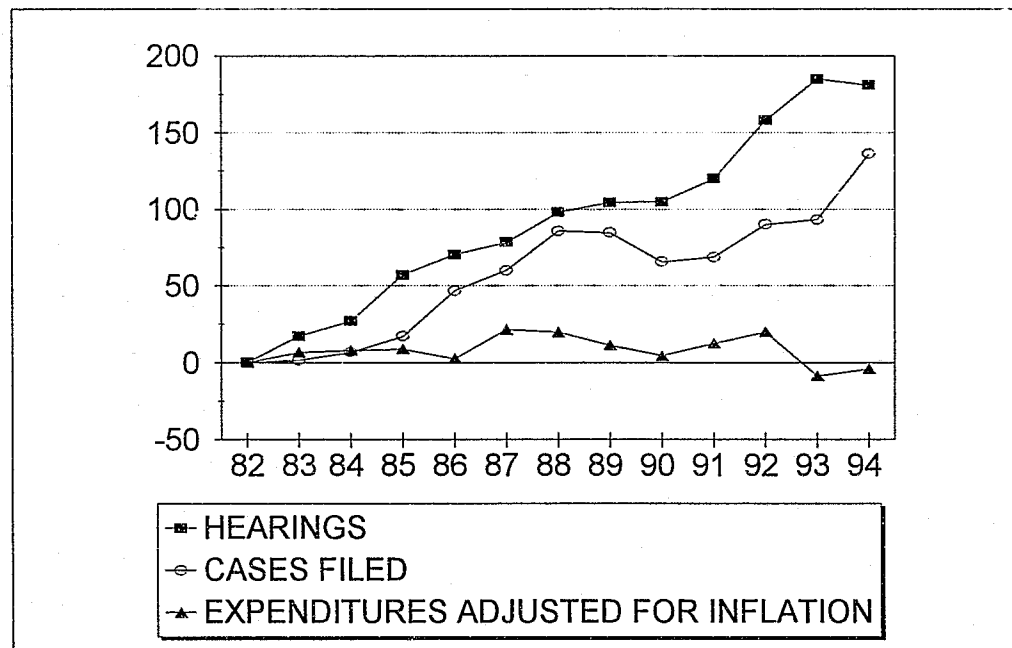
CPI - most widely followed measure of inflation

1982 - 1994 Court expenditures have fallen below the compounded CPI

inflation rate by 4.2%

TABLE 14
HURON COUNTY JUVENILE COURT
PERCENTAGE OF CHANGE IN COURT STATISTICS

YEAR	HEARINGS	CASES FILED	EXPENDITURES ADJUSTED FOR INFLATION
82	0	0	0
83	17.3	1.4	6.6
84	26.9	6.7	7.9
85	56.9	17	8.6
86	70.2	46.7	2.4
87	78.4	59.8	21.5
88	97.8	85.6	19.7
89	104.3	84.6	11.1
90	104.7	65.4	4.3
91	119.9	68.7	12.4
92	158.1	89.9	20
93	184.8	93.1	-8.6
94	180.7	136.1	-4.2



ROSTER OF EMPLOYEES
HURON COUNTY JUVENILE & PROBATE COURTS
The Honorable Thomas E. Heydinger, Judge (Probate & Juvenile Courts)

Renee' V. Ramsey, Referee: (Probate & Juvenile Courts)

JUVENILE COURT/ADMINISTRATIVE STAFF:

Christopher C. Mushett, Court Administrator (Probate & Juvenile Courts)

Education: B.S. in Education, Michigan State University

Hired: September 17, 1975

Robert W. Lewis, Computer Specialist

Education: B.S. in Psychology, Ohio State University

Hired: October 4, 1984

Pamela J. Mercer, Administrative Assistant

Education: Graduate Norwalk High School

Hired: January 24, 1994 (last)

PROBATION SERVICES:

Taylor K. Ball, Chief Probation Officer

Education: B.A. in Criminal Justice, Michigan State University

Hired: October 17, 1978

Kathleen M. Hahler,, Probation Officer

Education: B.S. in Criminal Justice, Bowling Green State University

Hired: September 6, 1987

Wendie Parsons, Probation Officer, LSW

Education: B.S. in Psychology, Bowling Green State University

Hired: February 22, 1994

ANCILLARY SERVICES:

Kathleen H. Nofzt, Reach Our Youth (ROY) Program

Education: Associate Degree in Social Work, Bowling Green State University

Hired: June 17, 1982

Mary Ann Lamb, Court Appointed Special Advocates (CASA) Program

Education: B.A. in Human Relations, Judson College
B.A. in Education, North Park College

Hired: January 3, 1989

CLERICAL SERVICES/ JUVENILE DIVISION:

Linda K. Zimmerman, Chief Deputy Clerk

Education: Associate Degree in Liberal Arts, Bowling Green State University, Executive Secretarial Technology, Bowling Green State University (1 year certificate)

Hired: August 29, 1983

Patricia A. Schaffer, Deputy Clerk

Education: Graduate Norwalk St. Paul High School

Hired: April 28, 1986

Melissa Baisden, Deputy Clerk

Education: Graduate Norwalk High School and EHOVE JVS

Hired: August 27, 1986

Melanie A. Bores, Deputy Clerk

Education: Graduate of Norwalk High School

Hired: August 27, 1990

PROBATE COURT/ANCILLARY STAFF:

William J. Conway, Guardianship Investigator

Education: M.A. in School Administration, Bowling Green State University

Hired: February 6, 1990

CLERICAL SERVICES/ PROBATE DIVISION:

Henry R. Timman, Chief Deputy Clerk

Education: Graduate Norwalk High School

Hired: April 1, 1976

Patricia J. Burr, Deputy Clerk

Education: Graduate Norwalk High School

Hired: September 25, 1984

SUMMARY OF YOUTH COMMITTED TO THE OHIO DEPARTMENT OF YOUTH SERVICES

1. Sixteen year old white female committed to DYS on theft offense. Child and two adult males reportedly drove to Myrtle Beach, S.C. in her father's truck. They were arrested there and flown back to Ohio. Child first came to the court's attention in May of 1993 as a runaway, for failure to submit to the control of her mother and for failing to enroll in school. Several complaints alleging violation of probation were filed because the child absconded from her placements. Substance abuse counseling and treatment were ordered. It should be noted that the child was pregnant at the time of her commitment.

CURRENT STATUS: Released in custody of mother on parole.

2. Sixteen year old white male committed to DYS on a theft offense. This child first came to the Court's attention in 1991 on four theft complaints. Additional offenses include a violation of probation for school behavior problems, a truancy complaint, a burglary complaint, a violation of probation for runaway, a violation of probation for failure to pay costs, restitution and failure to submit to control of teachers, a violation of probation for runaway, a violation of probation for a robbery, a violation of probation for runaway, and a complaint alleging robbery. Child was released from DYS and placed in the custody of his mother. **CURRENT STATUS:** Violation of aftercare pending; child absconded; warrant