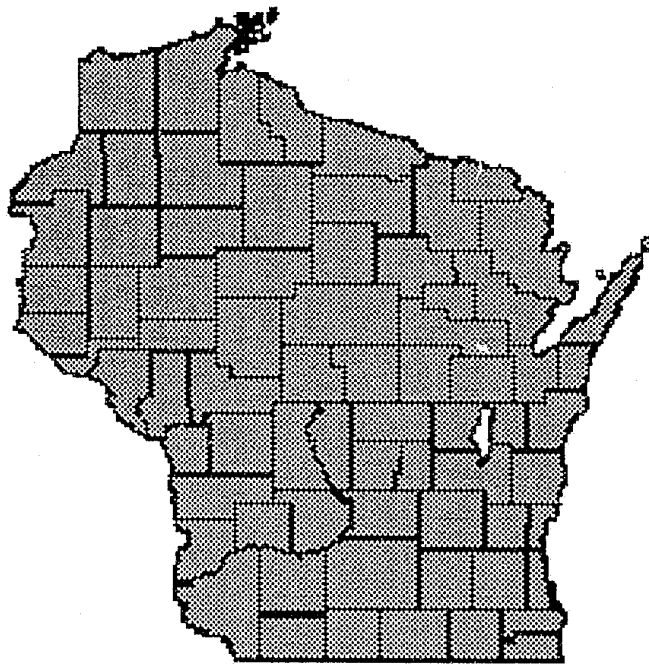

Sexual Assaults In Wisconsin 1994

156464



Wisconsin Office of Justice Assistance
Statistical Analysis Center

Tommy G. Thompson
Governor

Steven D. Sell
Executive Director

156464

State of Wisconsin



OFFICE OF JUSTICE ASSISTANCE

Tommy G. Thompson
Governor

Steven D. Sell
Executive Director

July 1995

Dear Colleague:

I am pleased to present for your review and use, Sexual Assaults in Wisconsin 1994. This is the 11th annual report on sexual assaults in the State issued by the Wisconsin Office of Justice Assistance's Statistical Analysis Center.

Beginning in 1991, OJA began collecting sexual assault data in a format consistent with the Incident-Based Crime Reporting (IBR) system being established in the State. This report focuses on the categories of assaults which are defined by both the national and the Wisconsin IBR systems: forcible rape, forcible sodomy, assault with an object, forcible fondling, and statutory rape.

I hope this report will be a valuable resource for you. We are interested in hearing about any ways in which this report could be improved, and would appreciate any comments you may have on the report.

Sincerely,

Steven D. Sell

STEVEN D. SELL
Executive Director

NCJRS

SEP 27 1995

ACQUISITIONS

156464

U.S. Department of Justice
National Institute of Justice

This document has been reproduced exactly as received from the person or organization originating it. Points of view or opinions stated in this document are those of the authors and do not necessarily represent the official position or policies of the National Institute of Justice.

Permission to reproduce this copyrighted material has been
granted by
Wisconsin Office of Justice
Assistance

to the National Criminal Justice Reference Service (NCJRS).

Further reproduction outside of the NCJRS system requires permission of the copyright owner.

Sexual Assaults In Wisconsin 1994

July 1995

Coordinated by

Stephen W. Grohmann

Staff

Lee Bushweiler

Amy Cottom

Gloria Brown

**Wisconsin Office of Justice Assistance
Statistical Analysis Center
222 State Street, Second Floor
Madison, Wisconsin 53702-0001**

The Statistical Analysis Center

The Statistical Analysis Center is a program of the Office of Justice Assistance. The Center collects, analyzes, interprets, and disseminates criminal and juvenile justice data.

The Center administers the State Uniform Crime Reporting (UCR) program. The sexual assault data reported in this publication are collected as part of the UCR program. The Center also operates three other information systems: data on county jail inmates, drug enforcement Task Force data, and statewide juvenile detention data. The Center prepares annual reports and other special reports on the data and other information maintained in these systems.

In addition to operating certain data systems and disseminating related information, the Center conducts other special studies and data analyses and responds to over 400 requests for data and other information each year.

Acknowledgment

The Office of Justice Assistance wishes to acknowledge the contribution of local law enforcement agency staff and administrators in providing the data for this publication.

Without their time and diligence, this report would not be possible.

Sexual Assaults in Wisconsin - 1994

Table of Contents

Executive Summary	2
Introduction	4
Types of Sexual Assaults	5
Number and Nature of Sexual Assaults	6
Table 1 Offenses Reported by Wisconsin Sexual Assault Degree	6
Graph 1 Sexual Assault Types	7
Table 2 Victim Race by Offender Race	8
Table 3 Victim Sex by Offender Sex	8
Graph 2 Relationship of Assailant to Victim	8
Table 4 Location of Sexual Assaults	9
Graph 3 Sexual Assaults by Month	9
Table 5 Number of Offenders	10
Most Serious Sexual Assaults	11
Graph 4 Relationship of Assailant to Victim - Serious Assaults	11
Table 6 Victim Characteristics - Serious Assaults	12
Table 7 Offender Characteristics - Serious Assaults	13
Table 8 Relationship and Arrest Outcome - Serious Assaults	14
Less Serious Sexual Assaults	15
Graph 5 Relationship of Assailant to Victim - Forcible Fondling	15
Graph 6 Forcible Fondling by Victim Age	16
Trends in Reported Sexual Assaults	17
Graph 7 Yearly Sexual Assault Trends	17
Table 9 State Totals - Sexual Assault 1986-1993	17
Sexual Assaults by Jurisdiction	18
Table 10 Sexual Assault by County and Municipality-1994	19
Appendix A - Data Collection and Interpretation	29
Appendix B - Wisconsin Sexual Assault Statutes	30
Appendix C - Sexual Assault Data Collection Form	32

EXECUTIVE SUMMARY WISCONSIN SEXUAL ASSAULTS: 1994

Number and Nature of Sexual Assaults

- In 1994, an estimated 6564 sexual assaults were reported to law enforcement agencies, representing a 12.7 percent decrease from the 1993 estimated total of 7523.
- The most common type of sexual assault was forcible fondling, which accounted for 52 percent of all reported cases.
- Of all sexual assaults, 33 percent were the most serious types of offenses (forcible rape, forcible sodomy, or assault with an object).
- Ninety percent of all sexual assaults were perpetrated by someone known to the victim, while 10 percent were committed by strangers.
- An offender was arrested in 57.5 percent of all cases.
- Ninety percent of all sexual assault offenders apprehended were referred to criminal or juvenile court.
- Sexual assaults occurred most frequently in the Summer months.
- Fifty-five percent of assaults took place in either the victim's or offender's home.
- Ninety-six percent of assaults were committed by single offenders.

Sexual Assault Victim Characteristics

- Seventy-four percent of all sexual assault victims were juveniles. Over 66 percent of all victims were 15 years old or younger.
- The average age of all sexual assault victims was 15, the median, or middle, age was 14.
- Sexual assault victims were primarily women (84 percent) and primarily white (79 percent).
- Four percent of victims had serious physical injuries, an additional 5.5 percent had minor injuries.

Sexual Assault Offender Characteristics

- The average age of a sexual assault offender was 25, 10 years older than the average victim; the median, or middle, offender age was 21.
- Ninety-four percent of all offenders were male.
- Offender race was white in 72 percent of assaults; 25 percent involved black offenders.
- A dangerous weapon was used in four percent of the reported cases, 11 percent used personal weapons, and 85 percent used no weapon.
- Four percent of sexual assaults involved multiple offenders.

Forcible Rape

- Twenty-two percent of all offenses (1434) were forcible rapes.
- The average victim age was 20, and the median 18. These are considerably higher than the average victim age of 15 for all sexual assaults, and the median of 14.
- The average offender age was 26, with a median of 25. These are very close to the average offender age of 25 for all assaults, and the median of 21.
- Victims sustained major injuries in 10 percent of the cases reported to law enforcement.
- Apprehended offenders were referred to criminal or juvenile court in 93 percent of the cases.

Forcible Sodomy

- Eight percent of all offenses (522) were reported as forcible sodomy.
- The average victim age was 13, with the median being 10.
- The average offender age was 23, with a median of 20.
- Eighty-five percent of apprehended forcible sodomy offenders were referred to criminal or juvenile court.

Assault with an Object

- Three percent of the cases reported (187) were assaults with an object.
- The average victim age was 13, with the median being 12. These are lower than the average age of 15 for all sexual assaults, and the median of 14.
- The average offender age was 27, with a median of 27. These are close to the overall average age of 25, and median of 21.
- Ninety-three percent of apprehended offenders were referred to criminal or juvenile court.

Forcible Fondling

- Fifty-two percent of all sexual assaults (3396) were cases of forcible fondling.
- The average victim age was 14, with the median being 13. These numbers are very close to the overall sexual assault average of 15 and median of 14.
- The average offender age was 26, with a median of 23.
- Eighty-seven percent of apprehended forcible fondling offenders were referred to criminal or juvenile court.

Statutory Rape

- Fifteen percent of all sexual assault offenses (1007) were statutory rape.
- The average victim age was 13, with the median being 14; and the average offender age was 19, with a median of 18.
- Statutory rape offenders were arrested in 58 percent of the cases.
- Eighty-nine percent of arrested offenders were referred to criminal or juvenile court.

INTRODUCTION

This report presents data on sexual assaults reported to law enforcement agencies in Wisconsin during 1994. Data were collected by the Statistical Analysis Center (SAC), a program of the Office of Justice Assistance (OJA), as a part of the state Uniform Crime Reporting (UCR) program.

Data on sexual assaults have been collected by SAC as part of the UCR program since January 1, 1984. Unlike most other UCR data, which are collected as aggregate statistics (monthly totals), sexual assault data are collected on a case-by-case basis. These data are collected to provide information about sexual assaults as defined by Wisconsin Statutes. Further information about the collection and interpretation of these data are found in **Appendix A**.

For many years, the UCR program has collected data on "forcible rape," defined by the UCR program as "the carnal knowledge of a female forcibly and against her will." Sexual assault in Wisconsin is defined in sections 940.225 and 948.02 of State Statutes. The statutes define four degrees of assaultive "sexual contact or sexual intercourse" between persons of either sex. This definition is considerably broader than the UCR definition of forcible rape. A copy of the sexual assault statutory language is found in **Appendix B** of this report.

This report will focus on five sexual assault offense types defined by both the national and Wisconsin Incident-Based Reporting Systems (IBRS), a newer, incident level version of the UCR system. These offense types are: Forcible Rape, Forcible Sodomy, Assault With an Object, Forcible Fondling, and Statutory Rape. A copy of this data collection form is found in **Appendix C** of this report. The 1994 sexual assault statistics presented in this report are usually grouped into the offense categories listed above. They are occasionally grouped on the basis of Wisconsin sexual assault degrees; however, the statutory degree of an assault can be based on factors other than the type of assault. In particular, the age of the victim is a determining factor. For example, if the victim is 12 years old or younger, regardless of whether there was sexual contact or intercourse, the assault would be a first degree sexual assault based on the victim's age.

TYPES OF SEXUAL ASSAULTS

Sexual assault, as defined by Wisconsin Statutes, encompasses a wide range of seriousness, from violent rapes to less physically injurious sexual contacts. While the seriousness of an assault is related to a number of factors, such as the extent of the victim's trauma, injuries, and so forth; these are not always easily measured. The seriousness of the assaults are also defined, to some degree, by the five offense categories utilized in the Uniform Crime Reporting - Incident-Based system, as defined below:

Forcible Rape: Vaginal intercourse with a person, forcibly and/or against that person's will, or where the victim was incapable of giving consent because of his/her temporary or permanent mental or physical incapacity.

Forcible Sodomy: Oral or anal sexual intercourse with another person, forcibly and/or against that person's will; or not forcibly nor against the person's will where the victim is incapable of giving consent because of his/her youth or because of his/her temporary or permanent mental or physical incapacity.

Sexual Assault With An Object: The use of an object or instrument to unlawfully penetrate, however slightly, the genital or anal opening of the body of another person, forcibly and/or against the person's will; or, not forcibly nor against the person's will where the victim is incapable of giving consent because of his/her youth or because of his/her temporary or permanent mental or physical incapacity.
Note: An "object" or "instrument" is anything used by the offender other than the offender's genitalia. Examples include a finger, bottle, handgun, stick, etc.

Forcible Fondling: The touching of the private body parts of another person for the purpose of sexual gratification or victim humiliation, forcibly and/or against that person's will; or, not forcibly nor against the person's will where the victim is incapable of giving consent because of his/her youth or because of his/her temporary or permanent mental/physical incapacity. *Note:* Forcible Fondling includes "Indecent Liberties" and "Child Molesting." Although "force" may not have been used, offenses may fall into this category because the victim was incapable of giving consent, or did not give consent.

Statutory Rape: Nonforcible sexual intercourse with a person who is under the statutory age of consent; *under age 16 in Wisconsin.*

NUMBER AND NATURE OF SEXUAL ASSAULTS

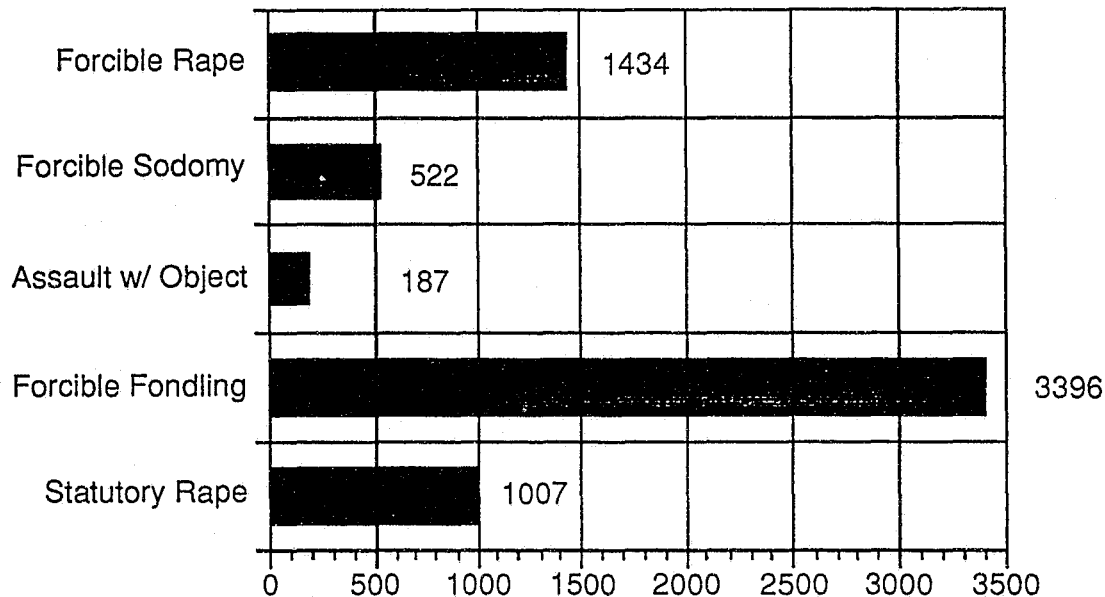
This section provides basic information on all reported 1994 sexual assaults. Table 1 shows assaults by category of assault and statutory sexual assault degree. Graph 1 shows the relative volume of cases of each of the types of sexual assaults. Note that these data displays, and all those that follow, except Tables 6 and 7, present reported data, excluding the small number of estimated missing cases that have been added to the state total and relevant county totals in order to estimate the universe of cases.

The five UCR-IBR categories of sexual assault defined in the previous section provide a measurable and somewhat objective means of categorizing sexual assaults by seriousness. The best objective measure of the seriousness of a sexual assault may be whether or not it involved penetration of a body orifice, with either genitalia or an object, forcibly or without consent. The most physically injurious offenses (forcible rape, forcible sodomy, and assault with an object) all encompass these characteristics and will be examined as one group later in this report. The other, less serious offenses will be examined as a separate group.

TABLE 1
OFFENSES REPORTED BY WISCONSIN SEXUAL ASSAULT DEGREE

	1st Degree		2nd Degree		3rd Degree		4th Degree		Total	
	<u>N</u>	<u>%</u>	<u>N</u>	<u>%</u>	<u>N</u>	<u>%</u>	<u>N</u>	<u>%</u>	<u>N</u>	<u>%</u>
Forcible Rape	782	24.4	585	22.9	67	72.8	-	-	1434	21.9
Forcible Sodomy	360	11.2	144	5.6	18	19.6	-	-	522	8.0
Assault with Object	123	3.8	57	2.2	7	7.6	-	-	187	2.9
Forcible Fondling	1714	53.5	987	38.7	-	-	695	100.0	3396	51.9
Statutory Rape	227	7.1	780	30.6	-	-	-	-	1007	15.4
Total	3206	100.0	2553	100.0	92	100.0	695	100.0	6546	100.1

Graph 1
Sexual Assault Offense Types



Sexual Assault Victim Characteristics

- Seventy-four percent of all sexual assault victims were juveniles. Over 66 percent of all victims were 15 years old or younger.
- The average age of all sexual assault victims was 15, the median, or middle, age was 14.
- Sexual assault victims were primarily women (84 percent) and primarily white (79 percent).
- Four percent of victims had serious physical injuries; an additional 5.5 percent had minor injuries.

Sexual Assault Offender Characteristics

- The average age of a sexual assault offender was 25, 10 years older than the average victim; the median, or middle, offender age was 21.
- Ninety-four percent of all offenders were male.
- Offender race was white in 72 percent of assaults; 25 percent involved black offenders.
- A dangerous weapon was used in four percent of the reported cases, 11 percent used personal weapons, and 85 percent used no weapon.
- Four percent of sexual assaults involved multiple offenders.

Relationship and Arrest Outcome

- Ninety percent of all sexual assaults were perpetrated by someone known to the victim, while 10 percent were committed by strangers.
- An offender was arrested in 57.5 percent of all cases.
- Ninety percent of all sexual assault offenders apprehended were referred to criminal or juvenile court.

TABLE 2
VICTIM RACE BY OFFENDER RACE
Victim Race

<u>Offender Race</u>	<u>White</u>		<u>Black</u>		<u>Other*</u>		<u>Total</u>	
	<u>N</u>	<u>%</u>	<u>N</u>	<u>%</u>	<u>N</u>	<u>%</u>	<u>N</u>	<u>%</u>
White	4417	87.4	105	9.2	22	22.9	4544	72.3
Black	535	10.6	1029	90.5	7	7.3	1571	25.0
Other*	102	2.0	3	0.3	67	69.8	172	2.7
Total	5054	100.0	1137	100.0	96	100.0	6287	100.0

*The Other category includes American Indians and Asians. The individual numbers were too small to display separately on this table.

TABLE 3
VICTIM SEX BY OFFENDER SEX
Victim Sex

<u>Offender Sex</u>	<u>Male</u>		<u>Female</u>		<u>Total</u>	
	<u>N</u>	<u>%</u>	<u>N</u>	<u>%</u>	<u>N</u>	<u>%</u>
Male	697	69.6	5313	98.7	6010	94.1
Female	305	30.4	72	1.3	377	5.9
Total	1002	100.0	5385	100.0	6387	100.0

Graph 2
Relationship of Assailant to Victim

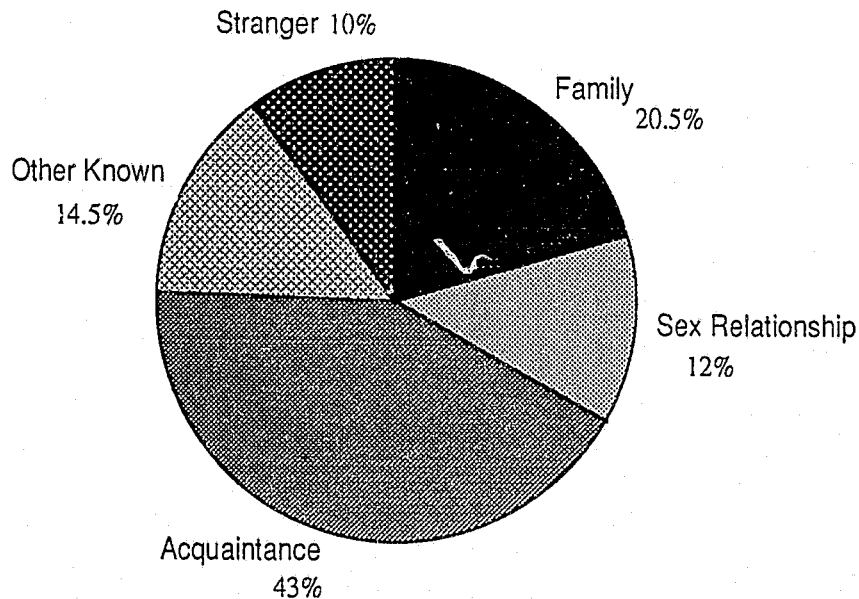
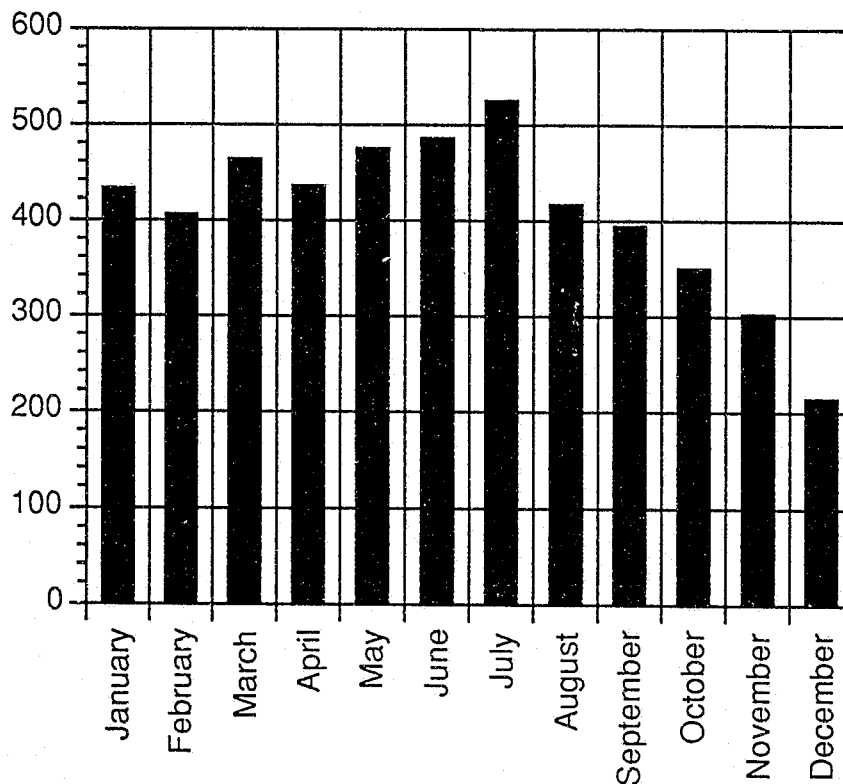


TABLE 4
LOCATION OF SEXUAL ASSAULTS

<u>Location</u>	<u>N</u>	<u>%</u>
Victim Home	2098	32.1
Offender Home	1489	22.7
Other Residence	609	9.3
School/College	385	5.9
Outdoors	510	7.8
Vehicle	335	5.1
Other Indoors	455	7.0
Other/Unknown	<u>665</u>	<u>10.2</u>
Total	6546	100.1

Graph 3 depicts the number of sexual assaults by month. While sexual assaults occur frequently in all months, there was an increase in volume during the Summer months.

Graph 3
Sexual Assaults By Month



As explained in Appendix A - Data Collection and Interpretation, an assault is usually defined as involving one victim. When multiple victims are involved, one assault is recorded for each victim, however a single assault may involve multiple offenders. The numbers of sexual assaults with single and multiple offenders are shown in Table 5 below. (Multiple offender sexual assaults do not necessarily involve the same assault activity by all offenders.) The table shows that 96 percent of sexual assaults involved single offenders and four percent involved multiple offenders.

TABLE 5
NUMBER OF OFFENDERS

<u>Number of Offenders</u>	<u>Number of Assaults</u>	<u>Percent of all Assaults</u>
1	6278	95.9
2	218	3.3
3	37	0.6
4	10	0.2
5	2	0.0
Over 5	1	0.0
Total	6546	100.0

MOST SERIOUS SEXUAL ASSAULTS

The best objective measure of the seriousness of a sexual assault may be whether or not it involved penetration of a body orifice, with either genitalia or an object, forcibly or without consent. The most physically injurious offenses (forcible rape, forcible sodomy, and assault with an object) all encompass these characteristics and are further examined in this section.

Forcible Rape

- Twenty-two percent of all offenses (1434) were forcible rapes.
- The average victim age was 20, with the median 18. These are considerably higher than the average age of 15 for all sexual assaults, and the median of 14.
- The average offender age was 26, with a median of 25. These are slightly higher than the average offender age of 25 for all assaults, and the median of 21.
- Victims sustained major physical injuries in 10 percent of the cases reported to law enforcement.
- Apprehended offenders were referred to criminal or juvenile court in 93 percent of the cases.

Forcible Sodomy

- Eight percent of all offenses (522) were reported as forcible sodomy.
- The average victim age was 13, with the median being 10.
- The average offender age was 23, with a median of 20.
- Eighty-five percent of apprehended forcible sodomy offenders were referred to criminal or juvenile court.

Assault with an Object

- Three percent of the cases reported (187) were assaults with an object.
- The average victim age was 13, with the median being 12. These are lower than the average age of 15 for all sexual assaults, and the median of 14.
- The average offender age was 27, with a median of 27. These are higher than the overall average age of 25, and the median of 21.
- Ninety-three percent of apprehended offenders were referred to criminal or juvenile court.

Graph 4 and Tables 6, 7, and 8 on the following pages present basic information on the three most serious sexual assaults: forcible rape, forcible sodomy, and assault with an object.

Graph 4
Relationship of Assailant to Victim
Serious Offenses

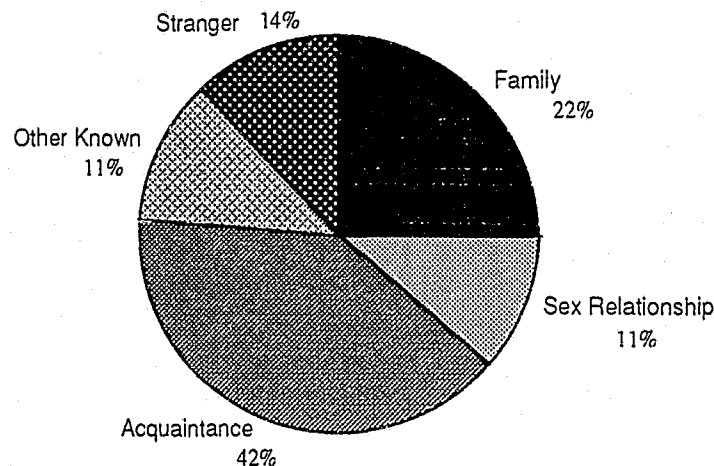


TABLE 6
VICTIM CHARACTERISTICS - SERIOUS ASSAULTS

	FORCIBLE RAPE	COLUMN %	FORCIBLE SODOMY	COLUMN %	ASSAULT WITH AN OBJECT	COLUMN %	TOTAL	% OF TOTAL
VICTIM AGE								
1-12	248	17.4%	301	58.0%	101	54.3%	650	30.5%
13-15	262	18.4%	74	14.3%	36	19.4%	372	17.5%
16-17	156	10.9%	28	5.4%	8	4.3%	192	9.0%
18-20	165	11.6%	19	3.7%	5	2.7%	189	8.9%
21-30	357	25.0%	56	10.8%	24	12.9%	437	20.5%
OVER 30	238	16.7%	41	7.9%	12	6.5%	291	13.7%
TOTAL	1426	100.0%	519	100.1%	186	100.1%	2131	100.1%
VICTIM SEX								
MALE	9	0.6%	246	47.2%	13	7.0%	268	12.5%
FEMALE	1423	99.4%	275	52.8%	174	93.0%	1872	87.5%
TOTAL	1432	100.0%	521	100.0%	187	100.0%	2140	100.0%
VICTIM RACE								
WHITE	996	69.8%	378	72.4%	153	81.8%	1527	71.5%
BLACK	394	27.6%	140	26.8%	32	17.1%	566	26.5%
OTHER	36	2.5%	4	0.8%	2	1.1%	42	2.0%
TOTAL	1426	99.9%	522	100.0%	187	100.0%	2135	100.0%
INJURIES								
SERIOUS*	143	10.0%	36	6.9%	10	5.3%	189	8.8%
MINOR	199	13.9%	29	5.6%	15	8.0%	243	11.3%
NONE	1091	76.1%	457	87.5%	162	86.6%	1710	79.8%
TOTAL	1433	100.0%	522	100.0%	187	99.9%	2142	99.9%

*Serious injuries include: Broken bones, internal injuries, severe cuts, lost teeth, and unconsciousness.

**TABLE 7
OFFENDER CHARACTERISTICS - SERIOUS ASSAULTS**

	FORCIBLE RAPE	COLUMN %	FORCIBLE SODOMY	COLUMN %	ASSAULT WITH AN OBJECT	COLUMN %	TOTAL	% OF TOTAL
AGE								
1-12	44	3.9%	67	16.0%	14	9.0%	125	7.4%
13-15	95	8.5%	73	17.4%	24	15.4%	192	11.4%
16-17	63	5.7%	47	11.2%	6	3.8%	116	6.9%
18-20	182	16.3%	32	7.6%	11	7.1%	225	13.3%
21-30	391	35.1%	80	19.0%	39	25.0%	510	30.2%
OVER 30	339	30.4%	121	28.8%	62	39.7%	522	30.9%
TOTAL	1114	99.9%	420	100.0%	156	100.0%	1690	100.1%
SEX								
MALE	1384	99.2%	491	96.3%	173	94.0%	2048	98.0%
FEMALE	11	.8%	19	3.7%	11	6.0%	41	2.0%
TOTAL	1395	100.0%	510	100.0%	184	100.0%	2089	100.0%
RACE								
WHITE	778	57.0%	346	68.4%	140	77.3%	1264	61.6%
BLACK	537	39.3%	154	30.4%	36	19.9%	727	35.4%
OTHER	51	3.7%	6	1.2%	5	2.8	62	3.0%
TOTAL	1366	100.0%	506	100.0%	181	100.0%	2053	100.0%
WEAPON								
SERIOUS*	184	12.9%	37	7.1%	9	4.8%	230	10.8%
PERSONAL	411	28.8%	59	11.3%	25	13.4%	495	23.2%
NONE	830	58.2%	426	81.6%	153	81.8%	1409	66.0%
TOTAL	1425	99.9%	522	100.0%	187	100.0%	2134	100.0%
OFFENDERS								
SINGLE	1351	94.3%	494	94.6%	179	95.7%	2024	94.5%
MULTIPLE	82	5.7%	28	5.4%	8	4.2%	118	5.5%
TOTAL	1433	100.0%	522	100.0%	187	99.9%	2142	100.0%

*Any type of firearm, knife, blunt object, or drugs.

TABLE 8
RELATIONSHIP AND ARREST OUTCOME - SERIOUS ASSAULTS

	FORCIBLE RAPE	COLUMN %	FORCIBLE SODOMY	COLUMN %	ASSAULT WITH AN OBJECT	COLUMN %	TOTAL	% OF TOTAL
RELATIONSHIP								
FAMILY	223	16.8%	151	31.2%	62	35.6%	436	22.0%
SEX RELATIONSHIP	190	14.3%	18	3.7%	11	6.3%	219	11.0%
ACQUAINTANCE	577	43.5%	195	40.3%	55	31.6%	827	41.7%
OTHER KNOWN	107	8.1%	74	15.3%	39	22.4%	220	11.1%
STRANGER	230	17.3%	46	9.5%	7	4.0%	283	14.3%
TOTAL	1327	100.0%	484	100.0%	174	99.9%	1985	100.1%
OUTCOME								
ARRESTED	708	51.7%	277	54.7%	104	56.8%	1089	52.9%
NO PROSECUTION	172	12.5%	39	7.7%	11	6.0%	222	10.8%
JUVENILE	17	1.2%	15	3.0%	2	1.1%	34	1.6%
NO ARREST	473	34.5%	175	34.6%	66	36.1%	714	34.7%
TOTAL	1370	99.9%	506	100.0%	183	100.0%	2059	100.0%
LE DISPOSITION								
HANDLED & RELEASED	4	0.6%	3	1.1%	-	-	7	0.6%
JUVENILE COURT	104	14.5%	95	33.6%	24	23.1%	223	20.2%
CRIMINAL COURT	565	78.7%	145	51.2%	73	70.2%	783	70.9%
OTHER	45	6.3%	40	14.1%	7	6.7%	92	8.3%
TOTAL	718	100.1%	283	100.0%	104	100.0%	1105	100.0%

LESS SERIOUS SEXUAL ASSAULTS

The most physically injurious offenses (forcible rape, forcible sodomy, and assault with an object), examined in the previous section, involved penetration of a body orifice, with either genitalia or an object, forcibly or without consent. This section examines the remaining types of assaults which still meet the Wisconsin definition of a sexual assault. These offenses either involve no penetration or penetration with a willing (but underage) victim.

Forcible Fondling

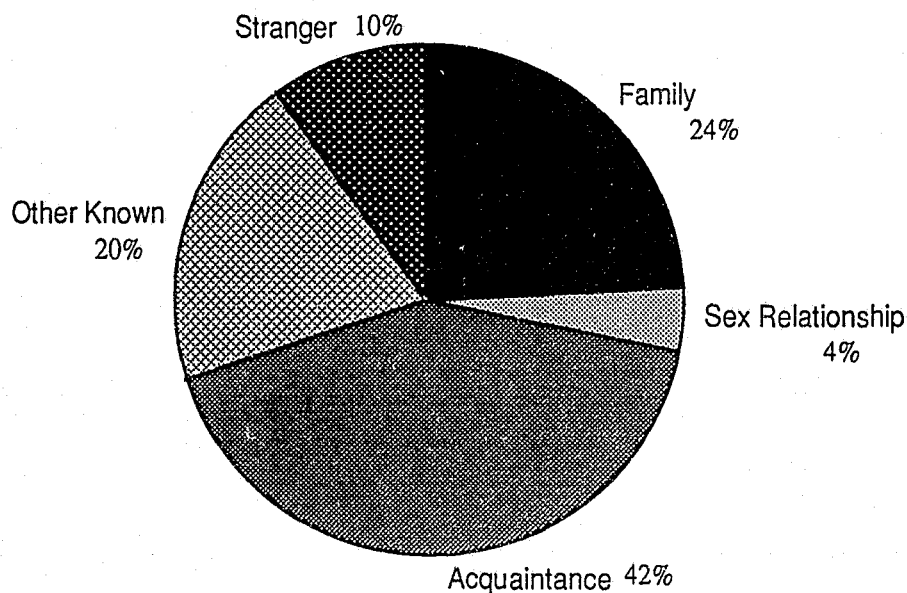
- Fifty-two percent of all sexual assaults (3396) were cases of forcible fondling.
- The average victim age was 14, with the median being 13. These numbers are very close to the overall sexual assault average of 15 and median of 14.
- The average offender age was 26, with a median of 23.
- Eighty-seven percent of apprehended forcible fondling offenders were referred to criminal or juvenile court.

Statutory Rape

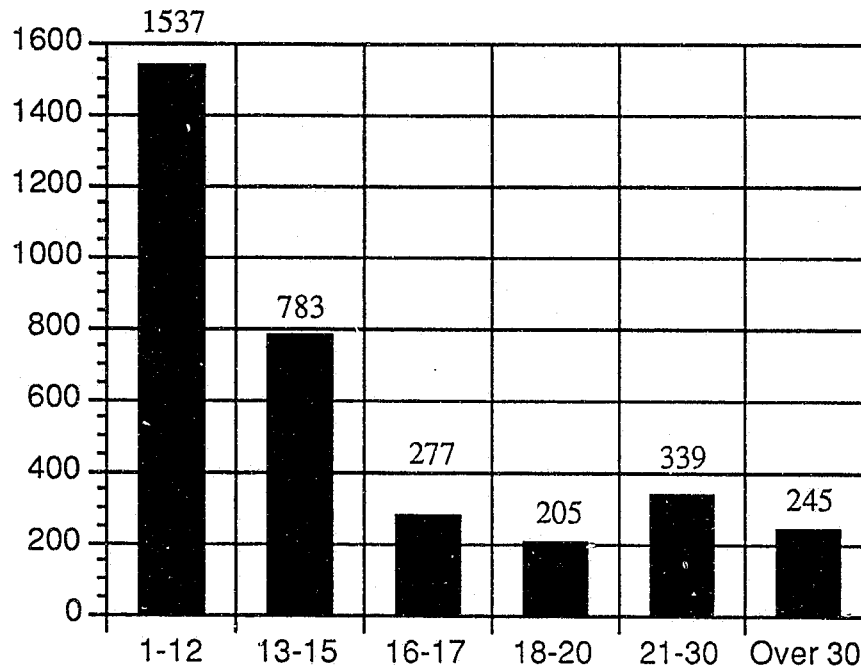
- Fifteen percent of all sexual assault offenses (1007) were statutory rape.
- The average victim age was 13, with the median being 14; and the average offender age was 19, with a median of 18.
- Statutory rape offenders were arrested in 58 percent of the cases.
- Eighty-nine percent of arrested offenders were referred to criminal or juvenile court.

Graphs 5 and 6 show additional information regarding forcible fondling offenses. Graph 5 shows the victim-offender relationship for these cases and Graph 6 shows the general relationship to victim age. While forcible fondling incidences clearly decrease with increasing victim age, it should be noted that the age categories portrayed in Graph 6 are not of equal range.

Graph 5
Relationship of Assailant to Victim
Forcible Fondling



Graph 6
Forcible Fondling by Victim Age



TRENDS IN REPORTED SEXUAL ASSAULTS

There was an 18 percent increase in the estimated number of sexual assaults in Wisconsin between 1986 and 1994. During the past nine years the State experienced a marginal decline in reported assaults from 1986 to 1988; then a steady increase in reported assaults through 1993, before the 13 percent decrease in 1994.

Graph 7
Yearly Sexual Assault Trends

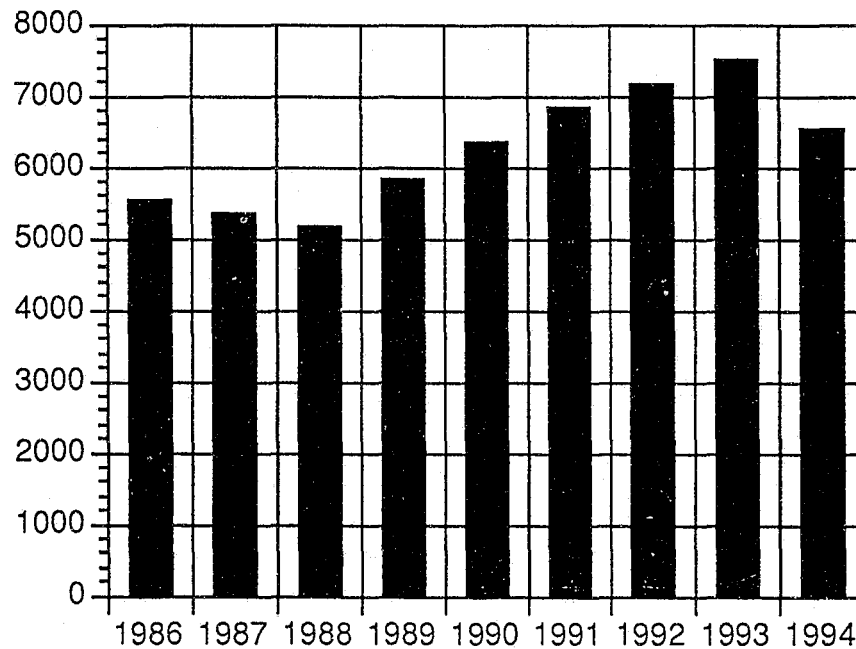


TABLE 9
STATE TOTALS
SEXUAL ASSAULT 1986-1994

<u>Year</u>	<u>Sexual Assault Total</u>	<u>Percent Change</u>
1986	5538	--
1987	5348	-3.4%
1988	5169	-3.3%
1989	5826	12.7%
1990	6366	9.3%
1991	6852	7.6%
1992	7159	4.5%
1993	7521	5.0%
1994	6546	-13.0%

SEXUAL ASSAULTS BY JURISDICTION

Sexual assault data are submitted monthly by law enforcement agencies, along with other Uniform Crime Reports for that month. If there are no assaults to report, a zero report is indicated on the cover sheet. This procedure allows missing data to be estimated for specific jurisdictions, and hence for county and state totals.

Table 10 on the following pages shows the total number of sexual assaults reported by or estimated for each reporting jurisdiction for 1994, and for comparison, 1993. County and state totals are summed from these figures.

When required, estimates were derived by the following method: For jurisdictions with at least six months of data present, an estimate total was derived by prorating from the existing data. That is, the existing data were multiplied by the quotient obtained by dividing 12 by the number of months of data present. For jurisdictions with less than six months of data present, the estimate was simply the number of sexual assaults reported or estimated for the previous year. Estimated data are indicated by the term "EST" after the jurisdiction name. Only the jurisdiction and county totals were affected by the estimation. The estimation process added 18 cases to the statewide total. The subtotals of offense type categories are actual reported data. For those agencies with estimated data, only the totals are estimated; these are not the sum of the offense type subtotals for these agencies.

The actual and estimated agency totals are summed to provide an estimated State Total at the bottom of the Table. There were an estimated 6564 sexual assaults in 1994, a 12.7 percent decrease from the 1993 estimated total of 7523.

Table 10
SEXUAL ASSAULTS BY COUNTY AND MUNICIPALITY - 1994

	Total 1993*	Forcible Rape	Forcible Sodomy	Assault w/ Object	Forcible Fondling	Statutory Rape	Total 1994
ADAMS CO SO	3	2	4	1	1	4	12
ADAMS PD	5	0	1	0	0	1	2
ROME TOWN PD	0	0	0	0	0	0	0
ADAMS TOTALS	8	2	5	1	1	5	14
ASHLAND CO SO	9	0	1	1	2	1	5
ASHLAND PD	11	2	3	1	5	3	14
ASHLAND TOTALS	20	2	4	2	7	4	19
BARRON CO SO	59	5	1	2	25	6	39
RICE LAKE PD	4	4	0	0	0	0	4
BARRON PD	3	0	0	0	1	0	1
CHETEK PD	4	0	0	0	0	0	0
BARRON TOTALS	70	9	1	2	26	6	44
BAYFIELD CO SO	14	0	0	0	5	4	9
WASHBURN PD	1	0	1	0	0	2	3
BAYFIELD PD	1	0	0	0	0	0	0
BAYFIELD TOTALS	16	0	1	0	5	6	12
BROWN CO SO	48	8	1	2	24	1	36
DEPERE PD	15	5	2	1	6	0	14
GREEN BAY PD	203	48	13	8	61	18	148
PULASKI PD	2	0	0	1	5	0	6
UW-GREEN BAY	0	0	0	0	0	0	0
ASHWAUBENON PD	16	18	0	1	14	4	37
BROWN TOTALS	284	79	16	13	110	23	241
BUFFALO CO SO	1	0	0	0	1	0	1
MONDOVI PD	0	0	0	0	0	1	1
BUFFALO TOTALS	1	0	0	0	1	1	2
BURNETT CO SO	8	3	0	0	2	1	6
BURNETT TOTALS	8	3	0	0	2	1	6
CALUMET CO SO	15	0	0	0	8	0	8
CHILTON PD	5	0	0	0	1	0	1
NEW HOLSTEIN PD	0	0	0	0	0	0	0
BRILLION PD	2	0	1	0	2	0	3
CALUMET TOTALS	22	0	1	0	11	0	12
CHIPPEWA CO SO	15	2	0	1	6	6	15
CHIPPEWA FALLS PD	41	1	0	0	20	28	49
CORNELL PD	3	0	0	0	3	0	3
STANLEY PD	2	0	0	0	0	0	0
HALLIE PD	5	0	0	0	0	0	0
CHIPPEWA TOTALS	66	3	0	1	29	34	67

Sexual Assaults In Wisconsin 1994

	Total 1993	Forcible Rape	Forcible Sodomy	Assault w/ Object	Forcible Fondling	Statutory Rape	Total 1994
CLARK CO SO	40	7	3	0	20	8	38
NEILLSVILLE PD	0	0	0	0	0	0	0
CLARK TOTALS	40	7	3	0	20	8	38
COLUMBIA CO SO	36	2	1	0	17	7	27
PORTAGE PD (EST)	13	0	0	0	0	0	13
WISCONSIN DELLS PD	6	2	0	0	3	1	6
COLUMBUS PD	7	3	0	0	7	0	10
POYNETTE PD	0	0	0	0	1	0	1
LODI PD	1	1	0	0	5	1	7
PARDEEVILLE PD	0	0	1	0	1	0	2
COLUMBIA TOTALS (EST)	63	8	2	0	34	9	66
CRAWFORD CO SO	15	0	0	0	4	0	4
PRAIRIE DU CHIEN PD	8	2	3	0	2	3	10
CRAWFORD TOTALS	23	2	3	0	6	3	14
DANE CO SO	69	14	3	0	27	9	53
MADISON PD	322	83	7	4	153	11	258
MIDDLETON PD	5	0	1	0	4	1	6
MONONA PD	0	2	0	0	0	0	2
MOUNT HOREB PD	3	4	0	0	0	1	5
STOUGHTON PD	11	4	3	0	10	1	18
SUN PRAIRIE PD	37	2	0	0	22	1	25
UW-MADISON	2	0	1	0	4	0	5
MADISON TOWN PD	35	5	0	1	4	0	10
BLACK EARTH PD	0	0	0	0	0	0	0
CROSS PLAINS PD	0	0	0	0	0	0	0
DANE PD	0	0	0	0	0	3	3
DEFOREST PD	5	0	0	0	2	0	2
BELLEVILLE PD	1	0	0	0	2	0	2
FITCHBURG PD	3	4	1	4	5	0	14
MAPLE BLUFF PD	0	2	0	0	0	0	2
MAZOMANIE PD	0	0	0	0	3	0	3
MC FARLAND PD	0	1	0	0	0	0	1
OREGON PD	11	3	1	0	0	0	4
SHOREWOOD HILLS PD	2	1	0	0	0	0	1
VERONA PD	1	0	0	0	3	1	4
WAUNAKEE PD	4	1	0	0	2	0	3
WI. CAPITOL POLICE	1	0	0	0	0	0	0
DANE TOTALS	512	126	17	9	241	28	421
DODGE CO SO	16	0	0	0	5	3	8
BEAVER DAM PD	29	6	1	0	14	6	27
FOX LAKE PD	2	0	2	0	1	0	3
HORICON PD	14	2	0	0	5	0	7
JUNEAU PD	7	0	0	0	1	0	1
MAYVILLE PD	3	2	0	1	3	0	6
WAUPUN PD	8	2	0	0	7	0	9
DODGE TOTALS	79	12	3	1	36	9	61

	Total 1993	Forcible Rape	Forcible Sodomy	Assault w/ Object	Forcible Fondling	Statutory Rape	Total 1994
DOOR CO SO	25	3	0	0	8	4	15
STURGEON BAY PD	27	5	0	0	0	5	10
WASHINGTON ISLAND PD	0	0	0	0	0	0	0
DOOR TOTALS	52	8	0	0	8	9	25
DOUGLAS CO SO	39	6	1	0	24	10	41
SUPERIOR PD	129	23	16	6	65	19	129
UW SUPERIOR PD	1	0	0	0	2	0	2
DOUGLAS TOTALS	169	29	17	6	91	29	172
DUNN CO SO	38	3	4	2	19	1	29
MENOMONIE PD	17	1	0	1	16	1	19
UW-STOUT	0	0	0	0	4	0	4
DUNN TOTALS	55	4	4	3	39	2	52
EAU CLAIRE CO SO	42	2	1	0	30	8	41
EAU CLAIRE PD	154	9	0	0	101	0	110
ALTOONA PD	12	2	0	0	2	2	6
UW-EAU CLAIRE	1	0	0	0	0	0	0
EAU CLAIRE TOTALS	209	13	1	0	133	10	157
FLORENCE CO SO	14	1	1	0	2	1	5
FLORENCE TOTALS	14	1	1	0	2	1	5
FOND DU LAC CO SO	31	2	0	0	34	4	40
FOND DU LAC PD	92	9	3	6	36	25	79
RIPON PD	12	2	0	0	6	0	8
NORTH FOND DU LAC PD	10	0	0	0	4	0	4
FOND DU LAC TOTALS	145	13	3	6	80	29	131
FOREST CO SO	5	0	0	0	5	0	5
CRANDON PD	0	0	0	0	1	0	1
FOREST TOTALS	5	0	0	0	6	0	6
GRANT CO SO	15	3	2	1	7	6	19
BOSCOBEL PD (EST)	3	0	0	0	0	0	3
LANCASTER PD	4	0	1	0	4	0	5
PLATTEVILLE PD	4	5	1	0	4	0	10
CUBA CITY PD	1	1	0	0	0	0	1
UW-PLATTEVILLE	1	1	0	0	0	0	1
GRANT TOTALS (EST)	28	10	4	1	15	6	39
GREEN CO SO	19	2	0	0	3	2	7
MONROE PD	22	4	0	0	10	5	19
BRODHEAD PD	4	1	0	0	3	0	4
NEW GLARUS PD	0	0	0	0	3	0	3
GREEN TOTALS	45	7	0	0	19	7	33

	Total 1993	Forcible Rape	Forcible Sodomy	Assault w/ Object	Forcible Fondling	Statutory Rape	Total 1994
GREEN LAKE CO SO	12	5	0	0	1	2	8
BERLIN PD	8	0	0	0	0	1	1
MARKESAN PD	7	0	1	0	5	0	6
PRINCETON PD	0	2	0	0	2	0	4
GREEN LAKE PD	0	0	0	0	0	0	0
GREEN LAKE TOTALS	27	7	1	0	8	3	19
IOWA CO SO	0	0	0	0	1	0	1
DODGEVILLE PD	2	0	0	0	5	0	5
IOWA TOTALS	2	0	0	0	6	0	6
IRON CO SO	1	0	0	0	1	0	1
HURLEY PD	1	0	0	0	0	0	0
IRON TOTALS	2	0	0	0	1	0	1
JACKSON CO SO	25	2	1	0	12	3	18
BLACK RIVER FALLS PD	1	2	0	0	0	0	2
JACKSON TOTALS	26	4	1	0	12	3	20
JEFFERSON CO SO	8	7	1	0	13	2	23
FORT ATKINSON PD	10	1	0	0	3	0	4
JEFFERSON PD	3	0	0	0	0	0	0
WATERTOWN PD	65	10	3	0	40	0	53
LAKE MILLS PD	20	2	0	0	2	0	4
PALMYRA PD	10	0	3	3	17	0	23
WATERLOO PD	3	0	0	0	0	0	0
JEFFERSON TOTALS	119	20	7	3	75	2	107
JUNEAU CO SO	0	0	0	0	0	0	0
ELROY PD	3	1	0	0	3	0	4
MAUSTON PD	7	1	0	0	1	0	2
NEW LISBON PD (EST)	1	0	0	0	0	1	2
JUNEAU TOTALS (EST)	11	2	0	0	4	1	8
KENOSHA CO SO	37	8	3	1	17	2	31
KENOSHA PD	226	41	23	9	99	39	211
TWIN LAKES PD	3	0	0	0	0	0	0
UW-PARKSIDE	4	0	0	0	0	0	0
SILVER LAKE PD	1	0	0	0	0	0	0
PLEASANT PRAIRIE PD	1	0	0	0	0	0	0
KENOSHA TOTALS	272	49	26	10	116	41	242
KEWAUNEE CO SO	2	0	0	0	0	0	0
ALGOMA PD	6	1	0	0	1	0	2
KEWAUNEE PD	1	1	0	0	0	0	1
LUXEMBURG PD	0	0	0	0	1	0	1
KEWAUNEE TOTALS	9	2	0	0	2	0	4

	Total 1993	Forcible Rape	Forcible Sodomy	Assault w/ Object	Forcible Fondling	Statutory Rape	Total 1994
LA CROSSE CO SO	34	4	2	1	21	3	31
LA CROSSE PD	87	10	9	0	69	10	98
ONALASKA PD	12	1	0	0	6	0	7
WEST SALEM PD	2	2	1	0	1	0	4
BANGOR PD	6	0	0	0	0	0	0
CAMPBELL PD	1	0	0	0	0	1	1
HOLMEN PD	5	1	1	0	2	3	7
UW-LA CROSSE	2	0	0	0	2	0	2
LA CROSSE TOTALS	149	18	13	1	101	17	150
LAFAYETTE CO SO	8	2	1	0	4	1	8
DARLINGTON PD	1	0	0	0	0	0	0
LAFAYETTE TOTALS	9	2	1	0	4	1	8
LANGLADE CO SO	4	0	2	0	0	0	2
ANTIGO PD	14	1	1	0	6	9	17
LANGLADE TOTALS	18	1	3	0	6	9	19
LINCOLN CO SO	28	4	10	0	7	8	29
MERRILL PD	4	1	0	0	0	4	5
TOMAHAWK PD	0	0	0	0	0	0	0
LINCOLN TOTALS	32	5	10	0	7	12	34
MANITOWOC CO SO	29	6	2	1	13	5	27
MANITOWOC PD	61	15	1	0	29	4	49
TWO RIVERS PD	5	0	0	0	6	5	11
KIEL PD	0	0	0	0	1	0	1
MANITOWOC TOTALS	95	21	3	1	49	14	88
MARATHON CO SO	61	3	8	0	18	12	41
ROTHSCHILD PD	13	0	0	0	1	2	3
WAUSAU PD	53	3	3	1	33	11	51
MOSINEE PD	25	0	0	0	4	0	4
EVEREST METRO PD	10	0	0	0	4	1	5
MARATHON TOTALS	162	6	11	1	60	26	104
MARINETTE CO SO	27	5	7	2	16	5	35
MARINETTE PD	18	9	1	1	2	0	13
PESHTIGO PD	0	0	0	0	0	0	0
MARINETTE TOTALS	45	14	8	3	18	5	48
MARQUETTE CO SO	5	2	0	0	3	5	10
MARQUETTE TOTALS	5	2	0	0	3	5	10
MENOMINEE CO SO	0	0	0	0	0	0	0
MENOMINEE TRIBAL PD	0	2	0	0	0	0	2
MENOMINEE TOTALS	0	2	0	0	0	0	2

	Total 1993	Forcible Rape	Forcible Sodomy	Assault w/ Object	Forcible Fondling	Statutory Rape	Total 1994
MILWAUKEE CO SO	19	2	0	0	0	0	2
BAYSIDE PD	1	0	0	0	1	0	1
BROWN DEER PD	13	4	1	0	3	1	9
CUDAHY PD	31	3	2	2	7	2	16
FOX POINT PD	1	2	0	0	0	0	2
FRANKLIN PD	7	3	0	0	7	1	11
GLENDALE PD	10	3	1	0	4	1	9
GREENDALE PD	6	2	1	0	2	0	5
GREENFIELD PD	15	2	0	0	14	6	22
HALES CORNERS PD	1	2	0	0	0	0	2
OAK CREEK PD	6	5	1	0	1	1	8
RIVER HILLS PD	0	0	0	0	0	0	0
ST. FRANCIS PD	8	1	0	0	0	2	3
SHOREWOOD PD	1	0	0	0	0	0	0
SOUTH MILWAUKEE PD	21	3	0	0	11	0	14
WAUWATOSA PD	21	10	1	0	9	0	20
WEST ALLIS PD	93	9	5	1	57	13	85
WEST MILWAUKEE PD	4	2	0	0	0	0	2
WHITEFISH BAY PD	0	0	0	0	2	0	2
UW-MILWAUKEE	3	4	0	0	4	0	8
WIS. STATE FAIR PARK	2	0	0	0	3	0	3
MILWAUKEE PD	1577	486	172	45	726	161	1590
MILWAUKEE TOTALS	1840	543	184	48	851	188	1814
MONROE CO SO	25	2	0	0	2	0	4
SPARTA PD	24	8	1	0	7	3	19
TOMAH PD	10	1	0	0	4	2	7
MONROE TOTALS	59	11	1	0	13	5	30
OCONTO CO SO	41	0	0	0	7	0	7
OCONTO PD	0	0	0	0	0	0	0
OCONTO FALLS PD	1	0	0	0	0	0	0
OCONTO TOTALS	42	0	0	0	7	0	7
ONEIDA CO SO	35	2	3	2	10	8	25
MINOCQUA PD	1	2	0	3	2	1	8
RHINELANDER PD	38	4	0	0	5	7	16
ONEIDA TOTALS	74	8	3	5	17	16	49
OUTAGAMIE CO SO	38	1	3	3	9	5	21
APPLETON PD	139	18	7	7	68	26	126
KAUKAUNA PD	25	2	5	0	6	2	15
KIMBERLY PD	13	1	1	0	3	0	5
LITTLE CHUTE PD (EST)	5	2	0	0	0	0	3
COMBINED LOCKS PD	4	0	0	0	1	0	1
GRAND CHUTE PD	15	3	1	0	5	2	11
OUTAGAMIE TOTALS (EST)	239	27	17	10	92	35	182

Sexual Assaults In Wisconsin 1994

	Total 1993	Forcible Rape	Forcible Sodomy	Assault w/ Object	Forcible Fondling	Statutory Rape	Total 1994
OZAUKEE CO SO	19	1	2	0	10	4	17
MEQUON PD	4	1	0	1	3	0	5
PORT WASHINGTON PD	3	0	0	0	5	8	13
CEDARBURG PD	5	0	0	0	1	0	1
GRAFTON PD	1	1	0	0	2	0	3
THIENSVILLE PD	3	0	0	0	0	0	0
SAUKVILLE PD	0	0	0	0	0	0	0
OZAUKEE TOTALS	35	3	2	1	21	12	39
PEPIN CO SO	0	0	0	0	0	0	0
DURAND PD	1	0	1	0	1	1	3
PEPIN TOTALS	1	0	1	0	1	1	3
PIERCE CO SO	10	0	0	0	0	0	0
RIVER FALLS PD	13	2	0	0	1	1	4
PRESCOTT PD	0	0	1	0	0	1	2
PIERCE TOTALS	23	2	1	0	1	2	6
POLK CO SO	39	2	3	3	29	1	38
AMERY PD	1	0	0	0	1	0	1
ST CROIX FALLS PD	1	0	0	0	0	0	0
OSCEOLA PD	2	1	0	0	0	0	1
CLEAR LAKE PD	0	0	0	0	0	0	0
POLK TOTALS	43	3	3	3	30	1	40
PORTAGE CO SO	56	8	3	5	27	9	52
STEVENS POINT PD	69	12	0	0	26	8	46
PLOVER PD	9	1	0	0	5	4	10
PORTAGE TOTALS	134	21	3	5	58	21	108
PRICE CO SO	9	2	0	0	5	2	9
PARK FALLS PD	1	0	0	0	0	2	2
PHILLIPS PD	1	2	0	0	0	0	2
PRICE TOTALS	11	4	0	0	5	4	13
RACINE CO SO	40	6	0	0	24	7	37
BURLINGTON PD	26	1	2	0	10	2	15
RACINE PD	188	38	32	5	101	16	192
CALEDONIA PD	17	4	2	1	0	6	13
BURLINGTON TOWN PD	1	1	0	0	0	0	1
MT. PLEASANT PD	25	4	1	0	5	1	11
STURTEVANT PD	4	0	0	0	1	1	2
RACINE TOTALS	301	54	37	6	141	33	271
RICHLAND CO SO	21	1	0	0	2	0	3
RICHLAND CENTER PD	10	2	1	0	3	2	8
RICHLAND TOTALS	31	3	1	0	5	2	11

	Total 1993	Forcible Rape	Forcible Sodomy	Assault w/ Object	Forcible Fondling	Statutory Rape	Total 1994
ROCK CO SO	55	16	0	0	29	7	52
BELOIT PD	136	14	8	9	45	15	91
JANESVILLE PD	159	21	18	9	100	18	166
EDGERTON PD (EST)	0	0	0	0	0	0	0
EVANSVILLE PD (EST)	4	0	0	0	0	0	1
CLINTON PD	0	0	0	0	0	0	0
MILTON PD	3	0	0	0	0	0	0
BELOIT TOWN PD	19	3	0	0	9	7	19
TURTLE TOWN PD	0	0	0	0	0	0	0
ROCK TOTALS (EST)	376	54	26	18	183	47	329
RUSK CO SO	3	2	0	0	0	0	2
LADYSMITH PD	6	3	0	0	1	1	5
RUSK TOTALS	9	5	0	0	1	1	7
SAUK CO SO	0	4	1	0	3	1	9
REEDSBURG PD	27	7	0	0	14	7	28
BARABOO PD	18	0	0	0	6	0	6
SAUK-PRAIRIE PD	5	0	0	0	0	1	1
SPRING GREEN PD	0	0	0	0	1	3	4
LAKE DELTON PD	0	0	0	0	0	1	1
SAUK TOTALS	50	11	1	0	24	13	49
SAWYER CO SO	11	9	0	0	7	3	19
HAYWARD PD (EST)	1	1	0	0	3	1	5
SAWYER TOTALS (EST)	12	10	0	0	10	4	24
SHAWANO CO SO	48	7	10	0	9	1	27
SHAWANO PD	21	0	0	0	4	5	9
SHAWANO TOTALS	69	7	10	0	13	6	36
SHEBOYGAN CO SO	32	8	2	0	8	2	20
PLYMOUTH PD	22	0	0	0	0	7	7
SHEBOYGAN PD	107	12	8	8	41	32	101
SHEBOYGAN FALLS PD	16	0	0	0	1	2	3
KOHLER PD	0	0	0	0	0	0	0
SHEBOYGAN TOTALS	177	20	10	8	50	43	131
ST. CROIX CO SO	9	4	1	1	3	0	9
HUDSON PD	7	1	1	0	3	1	6
NEW RICHMOND PD	2	2	0	0	1	1	4
SOMERSET PD	6	0	0	0	0	0	0
ST. CROIX TOTALS	24	7	2	1	7	2	19
TAYLOR CO SO	7	1	0	0	1	0	2
MEDFORD PD	1	0	0	0	0	0	0
TAYLOR TOTALS	8	1	0	0	1	0	2

	Total 1993	Forcible Rape	Forcible Sodomy	Assault w/ Object	Forcible Fondling	Statutory Rape	Total 1994
TREMPEALEAU CO SO	5	1	0	0	1	3	5
WHITEHALL PD	0	0	0	0	0	4	4
ARCADIA PD	0	0	0	0	0	0	0
INDEPENDENCE PD	0	0	0	0	0	0	0
STRUM PD	0	0	0	0	0	0	0
ELEVA PD	0	0	0	0	0	0	0
TREMPEALEAU TOTALS	5	1	0	0	1	7	9
VERNON CO SO	4	2	0	0	7	1	10
VIROQUA PD	8	0	0	0	4	0	4
HILLSBORO	0	0	0	0	0	0	0
WESTBY PD	0	0	0	0	0	0	0
VERNON TOTALS	12	2	0	0	11	1	14
VILAS CO SO	28	4	0	1	6	2	13
EAGLE RIVER PD	1	0	0	0	0	0	0
VILAS TOTALS	29	4	0	1	6	2	13
WALWORTH CO SO	40	13	7	0	13	6	39
DELAVAN PD	13	3	0	0	12	11	26
ELKHORN PD	9	3	0	2	7	5	17
LAKE GENEVA PD	1	3	0	0	2	1	6
WALWORTH PD	0	1	1	0	0	0	2
WHITEWATER PD	36	3	5	0	12	2	22
BLOOMFIELD PD	0	1	0	0	0	0	1
EAST TROY TOWN PD	0	0	0	0	0	0	0
EAST TROY PD	15	0	0	0	3	4	7
WILLIAMS BAY PD	0	0	0	0	0	0	0
DELAVAN TOWN PD	1	0	0	0	2	0	2
UW-WHITEWATER	6	2	0	0	8	0	10
WALWORTH TOTALS	121	29	13	2	59	29	132
WASHBURN CO SO	5	3	0	0	0	1	4
SPOONER PD	2	0	0	0	1	0	1
WASHBURN TOTALS	7	3	0	0	1	1	5
WASHINGTON CO SO	36	2	0	0	14	3	19
GERMANTOWN PD	15	1	0	0	2	4	7
HARTFORD PD	1	1	0	0	1	1	3
KEWASKUM PD	4	2	1	0	1	2	6
WEST BEND PD	32	1	0	0	18	4	23
SLINGER PD	1	2	0	0	6	1	9
JACKSON PD	1	0	1	0	0	1	2
WASHINGTON TOTALS	90	9	2	0	42	16	69

	Total 1993	Forcible Rape	Forcible Sodomy	Assault w/ Object	Forcible Fondling	Statutory Rape	Total 1994
WAUKESHA CO SO	52	6	7	0	29	11	53
BROOKFIELD PD	3	2	0	0	0	0	2
ELM GROVE PD	1	0	0	0	2	1	3
MENOMONEE FALLS PD	11	3	0	0	9	0	12
NEW BERLIN PD	21	3	0	0	12	2	17
WAUKESHA PD	113	15	6	3	49	49	122
MUSKEGO PD	13	1	0	0	1	2	4
DELAFIELD PD	8	1	0	0	1	0	2
OCONOMOWOC PD	18	0	0	0	6	1	7
BUTLER PD	0	0	1	0	0	0	1
CHENEQUA PD	0	0	0	0	0	0	0
HARTLAND PD	13	1	1	0	4	5	11
MUKWONAGO PD	9	4	0	0	9	1	14
PEWAUKEE PD	1	1	0	0	0	0	1
PEWAUKEE TOWN PD	4	1	0	0	3	2	6
SUMMIT PD	4	1	0	0	0	0	1
BROOKFIELD TOWN PD	1	1	0	0	0	0	1
OCONOMOWOC TOWN PD	2	0	0	1	2	0	3
WAUKESHA TOTALS	274	40	15	4	127	74	260
WAUPACA CO SO	19	7	0	0	3	4	14
CLINTONVILLE PD	9	2	0	0	3	1	6
NEW LONDON PD	11	1	2	0	6	9	18
WAUPACA PD	0	0	0	0	0	14	14
WAUPACA TOTALS	39	10	2	0	12	28	52
WAUSHARA CO SO	31	4	0	0	23	7	34
WAUSHARA TOTALS	31	4	0	0	23	7	34
WINNEBAGO CO SO	57	6	0	0	24	1	31
MENASHA PD	28	2	1	0	10	4	17
NEENAH PD	37	4	2	0	10	5	21
OSHKOSH PD	148	20	10	7	59	7	103
WINNECONNE PD	0	0	0	0	0	0	0
MENASHA TOWN PD	9	0	0	0	3	4	7
OMRO PD	2	1	0	0	3	0	4
UW-OSHKOSH	2	4	1	1	1	0	7
WINNEBAGO TOTALS	283	37	14	8	110	21	190
WOOD CO SO	79	0	1	0	39	5	45
MARSHFIELD PD	41	2	3	2	22	7	36
WISCONSIN RAPIDS PD	37	6	0	1	17	4	28
WOOD TOTALS	157	8	4	3	78	16	109
STATE TOTALS	7,523	1,434	522	187	3,395	1,007	6,564

*The 1993 State Total, as well as some City and County totals, are slightly different from that published in the 1993 report due to corrections to the database during 1994. In addition, figures for jurisdictions which no longer were direct reporters during 1994 have been added to the Sheriff's Department total for the appropriate county.

Appendix A

Data Collection and Interpretation

The assaults described and analyzed in this report are those reported to law enforcement agencies during 1994. The data are submitted to SAC as part of the monthly UCR report of law enforcement agencies. Data are collected on the Wisconsin Sexual Assault Form, which is reproduced in **Appendix C**. As with any sensitive crime, actual reports of offenses to law enforcement agencies may not be totally representative of all assaults committed. Assaults not reported to law enforcement agencies cannot be addressed in this report, even though they may be reported to other agencies such as social services or medical agencies.

The unit of analysis in this report is the assault or offense, which is usually defined as involving one victim; that is, for any given incident, one assault is counted for each victim. The one instance in which several assault incidents are counted as one assault is the case of an ongoing assault. For this report, a series of assaults on one person which constitute one "clear and distinct criminal operation" is counted as one offense. One example of an ongoing sexual assault is an intrafamilial assault situation in which incidents take place over a long period of time. This is counted as one (ongoing) assault.

The data in this report focus on all reported cases, in most cases regardless of the eventual disposition of the cases by the law enforcement agency or the court. The factual accuracy of these reported assaults and the circumstances surrounding them have, in a legal sense, not been substantiated. Although "unfounded" cases (as determined by the law enforcement agency) are still reported and maintained in the database, this report deals only with "founded" cases.

Appendix B Sexual Assault Statutes

940.225 SEXUAL ASSAULT

(1) *First Degree Sexual Assault.* Whoever does any of the following is guilty of a Class B felony:

- (a) Has sexual contact or sexual intercourse with another person without consent of that person and causes pregnancy or great bodily harm to that person.
- (b) Has sexual contact or sexual intercourse with another person without consent of that person by use or threat of use of a dangerous weapon or any article used or fashioned in a manner to lead the victim reasonably to believe it to be a dangerous weapon.
- (c) Is aided or abetted by one or more other persons and has sexual contact or sexual intercourse with another person without consent of that person by use or threat of force or violence.

(2) *Second Degree Sexual Assault.* Whoever does any of the following is guilty of a Class C felony:

- (a) Has sexual contact or sexual intercourse with another person without consent of that person by use or threat of force or violence.
- (b) Has sexual contact or sexual intercourse with another person without consent of that person and causes injury, illness, disease or impairment of a sexual or reproductive organ, or mental anguish requiring psychiatric care for the victim.
- (c) Has sexual contact or sexual intercourse with a person who suffers from a mental illness or deficiency which renders that person temporarily or permanently incapable or appraising the person's conduct, and the defendant knows of such condition.
- (d) Has sexual contact or sexual intercourse with a person who the defendant knows is unconscious.
- (f) Is aided or abetted by one or more other persons and has sexual contact or sexual intercourse with another person without the consent of that person.

(3) *Third Degree Sexual Assault.* Whoever has sexual intercourse with a person without the consent of that person is guilty of a Class D felony.

(3m) *Fourth Degree Sexual Assault.* Whoever has sexual contact with a person without the consent of that person is guilty of a Class A misdemeanor.

(4) *Consent.* "Consent," as used in this section, means words or overt actions by a person who is competent to give informed consent indicating a freely given agreement to have sexual intercourse or sexual contact. Consent is not an issue in alleged violations of sub (1)(d) and (2)(c), (d), and (e). The following persons are presumed incapable of consent but the presumption may be rebutted by competent evidence, subject to the provisions of s. 972.11(2).

(b) A person suffering from a mental illness or defect which impairs capacity to appraise personal conduct.

(c) A person who is unconscious or for any other reason is physically unable to communicate unwillingness to an act.

(5) *Definitions.* In this section:

(a) "Sexual contact" means any intentional touching by the complainant or defendant, either directly or through clothing by the use of any body part or object, of the complainant's or defendant's intimate parts if that intentional touching is either for the purpose of sexually degrading; or for the purpose of sexual humiliating the complainant or sexually arousing or gratifying the defendant or if the touching contains the elements of actual or attempted battery under s. 940.10(1).

(b) "Sexual intercourse" includes the meaning assigned under s.939.22(36) as well as cunnilingus, fellatio or anal intercourse between persons or any other intrusion, however slight, of any part of a person's body or of any object into the genital or any opening either by the defendant or upon the defendant's instruction. The emission of semen is not required.

(6) *Marriage Not a Bar to Prosecution.* A defendant shall not be presumed to be incapable of violating this section because of marriage to the complainant.

948.02 SEXUAL ASSAULT OF A CHILD

(1) *First Degree Sexual Assault.* Whoever has sexual contact or sexual intercourse with a person who has not attained the age of 13 years is guilty of a Class B felony.

(2) *Second Degree Sexual Assault.* Whoever has sexual contact or sexual intercourse with a person who has not attained the age of 16 years is guilty of a Class C felony.

Sexual Assault Report

Wisconsin Uniform Crime Reports

APPENDIX C

Wisconsin Office of Justice Assistance

Statistical Analysis Center

222 State Street, Second Floor, Madison, WI 53703

[illegible]

Month and Year _____

Preparer

Preparer Title

Agency _____

Agency Identifier (NCIC)

Preparer Signature _____

Completion of this form is required
by ss. 16.964, Wis. Stats.

OJA - 301 Revised 6/95

SEXUAL ASSAULT FORM - CODING REFERENCE

Note: To be used in conjunction with complete coding instructions

1. **Incident Number:** Your agency incident number for this offense.
2. **Attempted/Completed:** Offense was: A - Attempted C - Completed O - Completed/Ongoing Offense
3. **Offense Code:**

<u>Sex Offenses, Forcible:</u>	<u>Sex Offenses, Nonforcible:</u>
1 - Forcible Rape	6 - Statutory Rape
2 - Forcible Sodomy	
3 - Sexual Assault with an Object	
4 - Forcible Fondling	
4. **Return A Line Number:** Indicate the line number on Return A where this sexual assault was reported for UCR purposes (Usually 2a - 2b or 4a - 4c). If the offense is not appropriate for Return A, indicate NA.
5. **Date of Assault:** Use six digits (MMDDYY). If assault is part of a series (e.g. an intra-family situation that has been going on for some time), record the date of the first assault.
6. **Time of Assault:** Use 24-hour clock (e.g. 1530). Approximate if necessary.
7. **Date of Report:** Use six digits (MMDDYY). Give date assault was reported to law enforcement.
8. **Degree of Assault:** 1 - 4 (Wis. Statutes 940.225 and (1 - 2) 948.02)
9. **Age:** In cases of ongoing assault situations, the age of the victim and the offender at the time of the first assault should be recorded)

NN - Under 24 hours	BB - 7- 364 days old	99 - Over 98 years old
NB - 1- 6 days old	0 1 to 9 8 - Years old (exact age in years)	0 0 - Unknown
10. **Sex:** M (Male), F (Female), or U (Unknown)
11. **Race:** W - White, B - Black, A - Asian or Pacific Islander, I - American Indian/Alaskan Native, U - Unknown
12. **Offender Outcome:**

N - No Offender Arrested for this Offense	
1 - This Offender Arrested	
2 - Other Offender (but not this one) Arrested	
<u>Case Cleared Exceptionally by:</u>	
3 - Death of Offender	6 - Victim Refused to Cooperate/Prosecute
4 - Prosecution Declined	7 - Juvenile / No Custody
5 - Extradition Denied	
13. **Law Enforcement Disposition of Arrested Offenders:**

1 - Handled within Department and released	5 - Referred to other police agency
2 - Referred to counseling or social service agency	6 - Other
3 - Referred to juvenile court	7 - Disposition information not available
4 - Referred to criminal court/prosecution	
14. **Relationship:**

<u>Within Family:</u>	<u>Outside Family But Known To Victim:</u>
1 - Victim Was Spouse	1 4 - Victim Was Co-habitant (i.e., Live-in Lover)
2 - Victim Was Common-Law Spouse	1 5 - Victim Was Roommate (i.e., Dormmate, etc.)
3 - Victim Was Parent	1 6 - Victim Was Acquaintance
4 - Victim Was Sibling	1 7 - Victim Was Friend
5 - Victim Was Child	1 8 - Victim Was Neighbor
6 - Victim Was Grandparent	1 9 - Victim Was Babysitter (the baby)
7 - Victim Was Grandchild	2 0 - Victim Was Babysitter
8 - Victim Was In-Law	2 1 - Victim Was Boyfriend/Girlfriend
9 - Victim Was Stepparent	3 1 - Victim Was Ex-Boyfriend/Girlfriend
1 0 - Victim Was Stepchild	2 2 - Victim Was Child of Boyfriend or Girlfriend
1 1 - Victim Was Stepsibling	2 3 - Homosexual Relationship
1 2 - Victim Was Other Family	2 4 - Victim Was Ex-Spouse
1 3 - Other Domestic Violence Victim	2 5 - Victim Was Professional Care Provider
	2 6 - Victim Was Professional Care Receiver
	2 7 - Victim Was Employee
<u>Not Known by Victim:</u>	2 8 - Victim Was Employer
9 8 - Relationship Unknown	2 9 - Other Business Relationship
9 9 - Victim was Stranger	3 0 - Victim Was Otherwise Known
15. **Weapon:**

11 - Firearm (type not specified)	20 - Knife/Cutting Instrument (ax, ice pick, screwdriver)	65 - Fire/Incendiary Device
12 - Handgun	30 - Blunt Object (club, hammer, etc.)	70 - Drugs/Narcotics/Pills
13 - Rifle	40 - Personal Weapons (nails, feet, teeth)	90 - Other
14 - Shotgun	50 - Poison (includes gas)	95 - Unknown
15 - Other Firearm		99 - None
16. **Victim Injuries:**

1 - None	4 - Severe Laceration	7 - Loss of Teeth
2 - Apparent Broken Bones	5 - Apparent Minor Injury	8 - Unconsciousness (due to injury)
3 - Possible Internal Injury	6 - Other Major Injury	
17. **Location:**

03 - Bar/Night Club	92 - Offender's Vehicle
04 - Church/Synagogue/Temple (other religious bldgs.)	93 - Other Vehicle
09 - Drug Store/Dr.'s Office/Hospital (medical supply bldg.)	94 - Victim Temporary Lodgings (includes hotel/motel)
10 - Field/Woods	95 - Offender Temporary Lodgings (includes hotel/motel)
13 - Highway/Road/Alley (street)	96 - Other Temporary Lodgings (hotel/motel)
15 - Jail/Prison	97 - Victim Residence (apt, condo, nursing home)
18 - Parking Lot/Garage	98 - Offender Residence (apt, condo, nursing home)
22 - School/College/University	99 - Other Residence (apt, condo, nursing home)
90 - Park	25 - Other/Unknown
91 - Victim's Vehicle	28 - Residential Facility
18. **Unfounded:** Check if offense reported to you and later unfounded. If the offense was reported in a previous month, provide the month reported (in comment section), incident number, date, and time of assault.

**Wisconsin Office of Justice Assistance
Statistical Analysis Center**

222 State Street, Second Floor
Madison, Wisconsin 53702-0001

BULK RATE
U.S. POSTAGE PAID
MADISON, WI
PERMIT NUMBER 1369