


*Date Pass*  
*m*



FIRST YEAR END REPORT  
BROMLEY-HEATH COMMUNITY PATROL ←  
(HA)

16394

Prepared by  
William N. Alex  
Mayor's Safe Streets Act  
Advisory Committee

This report is an attempt to record and evaluate the progress of the Bromley-Heath Community Patrol after its first year of operation. The patrol is a community project. It was started by neighborhood people in response to concern expressed at a community meeting. Members of the patrol are all residents of Bromley Heath. They are not vigilantes: they do not carry weapons nor are they expected to stop violent crimes. Their job is to inspect the security of the buildings; handle misdemeanors and minor complaints; provide first aid; and refer serious matters to the police. The patrol is posted in two man teams and they walk irregular beats through the community. There are six men on patrol continually between 10:00 a.m. and 7:00 p.m. They have been given training in unarmed self defense and first aid. The patrol has been very efficient at operating the patrol every day, but less effective at handling grant management affairs. The highest future priority of the patrol is to extend their service into the evening hours.

The main objective of the patrol has always been to reduce the incidence of crime in the Bromley Heath housing project. In order to accomplish this main objective there are many secondary goals which must be achieved. There are five secondary goals: (1) to encourage residents to report suspicious behavior to the authorities; (2) to initiate and promote better relationships between the community and the Boston Police Department; (3) to provide visible patrol services

during the day and early evening hours to the residents;  
(4) to improve the security of dwellings in order to make crimes more difficult; and (5) to handle many of the mundane and time consuming tasks that over burden the police.

It is impossible to accurately evaluate the main objective of the patrol because of the inaccuracy of crime statistics. The inaccuracy is due to the fact that many crimes are not reported and there is no way to measure the discrepancy between what is reported and what actually took place. Furthermore, the secondary goals of the patrol: to encourage the residents to report more crimes, raises the danger that any reduction in the real incidence of crime will be masked by an improvement in the reporting of crimes. One must examine the police crime statistics cautiously with these drawbacks in mind.

The statistics in Appendix A are the police crime statistic for Bromley Heath and they represent ten areas in which the patrol should make an impact on the incidence of crime. In all but two areas, purse snatching and assault and batteries, the crime statistics show a reduction in the incidence of crime. The statistics definitely leave one with an impression that the patrol has been effective. The effect of the patrol is evident when one examines the category of breaking and entering. Besides the drop in the number of overall burglaries there is a striking shift to night time, non-residential break-ins. This implies that the patrol is effective in deterring burglaries during their hours of operation. The areas which show significant reduction in crime are offenses dealing with narcotics,

robberies, breaking and entering, larcenies, auto thefts and vandalism.

The statistics in Appendix B are the patrols' record of calls and they demonstrate very clearly that the patrol is successfully meeting some of its secondary goals. For example, part of the standard operating procedure of the patrol is to check on the security of buildings. The volume of complaints they send to the housing authority indicate that they have actively participated in the effort to tighten Bromley Heath's security. The patrol has also successfully freed the police from many time consuming activities in the community. This is shown by how many calls the patrol handles involving stolen or abandon autos, juvenile delinquency, illegal pets, and elderly in need of assistance. The community definitely supports the patrol and refers problems to it. An important aspect of the patrol's success has been the sense among the citizens that their security and safety have been enhanced by the patrol.

Comparing the statistics in Appendix A and B reveals an important fact about the patrol. The patrol does not report all of its activities to the police. In fact, the only time they call the police is when they confront situations which they cannot handle. Thus, the statistics of the police and the patrol on many offenses are very inconsistent. This can be demonstrated by comparing some of the totals between June '72 and June '73.

	police records	patrol records
auto theft	28	56
vandalism	5	11
purse snatching	12	21

Since the patrol only operates during the day-light hours, its totals should be less than those of the police which represent a full day. This evidence indicates that the patrol handles many problems itself without notifying the police department. This might also explain why there was a drop in the police crime statistics.

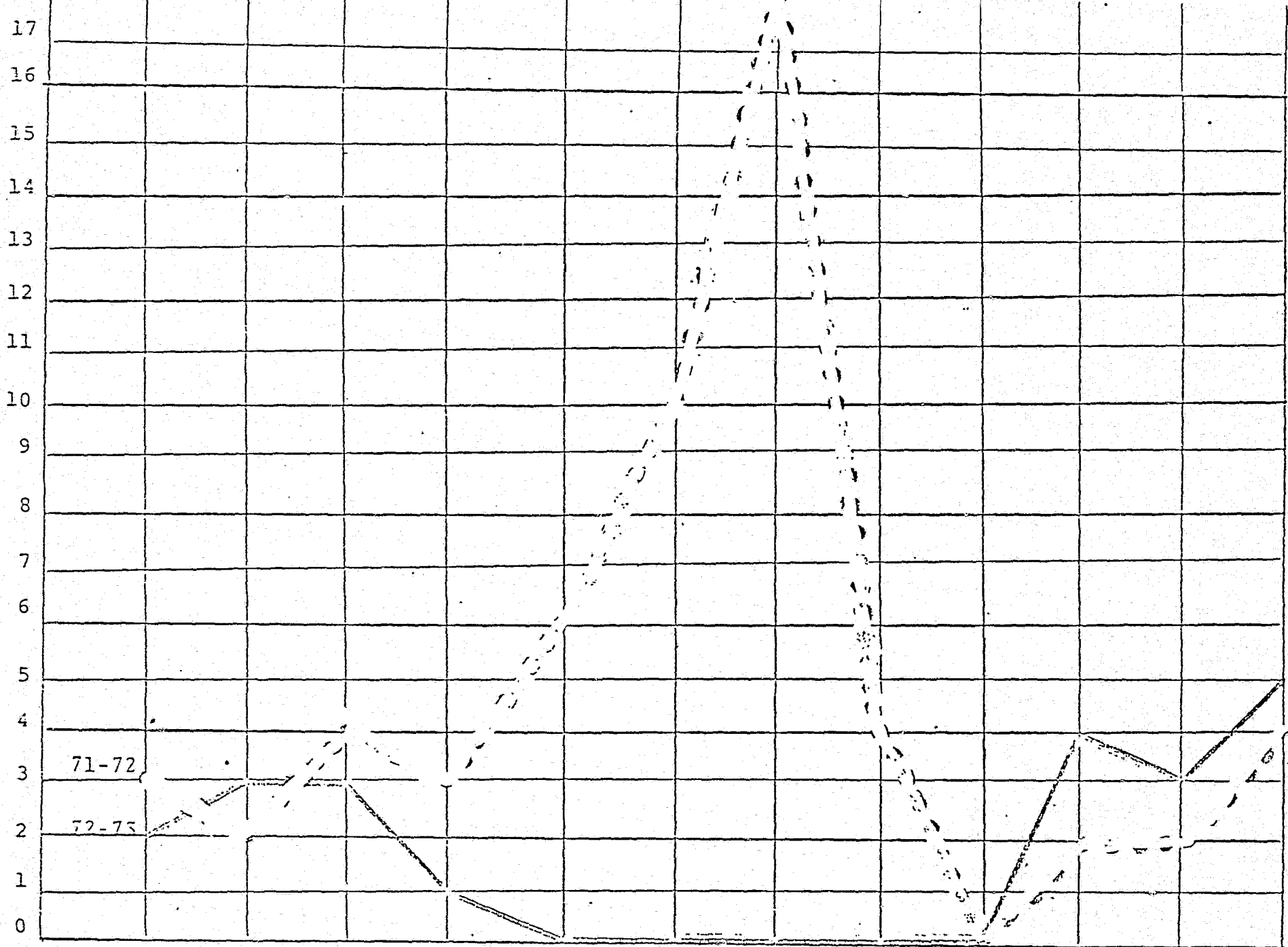
Even if the statistics are correct and crime has been reduced in Bromley Heath, the patrol cannot be given sole credit for this accomplishment. Other organizations have contributed to the effort to reduce crime. The Tenant Management Corporation has made it a top priority to make Bromley Heath a safer place to live. They have gradually installed strong metal doors with better locks and peepholes to replace the older wooden ones. They also installed an outdoor lighting system which makes the area safer at night. The Community Service Center has been active in setting up alternatives to criminal or delinquent behavior. They opened up the Cave, a juvenile refreshment and recreation center, and also sponsored dances, trips; and informal parties. These activities offer alternative activities to juveniles and adults who might otherwise engage in criminal or delinquent behavior.

APPENDIX A: BROMLEY-HEATH POLICE CRIME STATISTICS

		June	July	Aug.	Sept.	Oct.	Nov.	Dec.	Jan.	Feb.	Mar.	Apr.	May	Total
Burglary & Theft	71-72:	1	1	1	1	3	0	0	2	1	2	0	0	
	72-73:	2	2	2	1	2	0	0	2	3	1	1	0	
Burglary-Taxi or Vehicle Snatch	71-72:	4	2	1	4	2	3	5	1	1	0	0	1	
	72-73:	1	1	1	0	1	1	0	0	1	5	1	0	
Vehicle Snatching	71-72:	2	0	2	1	2	0	2	1	3	2	1	0	
	72-73:	3	2	0	0	1	0	0	1	5	2	0	0	
Vandalism	71-72:	2	2	3	0	1	1	1	0	2	2	0	0	
	72-73:	0	1	1	0	2	0	0	0	0	0	1	0	
Theft	71-72:	5	6	5	5	1	8	2	6	2	5	5	8	
	72-73:	7	1	0	0	2	4	2	2	2	2	3	5	
Currency-Receipt Snatching	71-72:	0	0	3	0	4	0	2	1	0	5	1	1	
	72-73:	0	2	0	1	1	2	1	0	0	1	0	1	
Smoking & Drinking	71-72:	5	2	4	3	6	10	18	4	0	2	2	4	
	72-73:	2	3	3	1	0	0	0	0	0	4	5	5	
House Fire Alarm	71-72:	2	4	0	2	2	1	0	0	2	2	2	1	
	72-73:	0	1	0	0	1	0	4	1	5	2	2	1	
Narcotics	71-72:	0	0	1	1	1	0	0	0	2	0	0	0	
	72-73:	1	0	0	0	0	0	0	0	2	0	0	0	
Aggravated Assaults	71-72:	5	3	0	1	2	4	2	2	1	2	6	5	
	72-73:	4	0	0	2	5	1	0	1	3	5	5	2	

APPENDIX A: BROMLEY-HEATH POLICE CRIME STATISTICS

		June	July	Aug.	Sept.	Oct.	Nov.	Dec.	Jan.	Feb.	Mar.	Apr.	May	Tot.
ault & ttery	71-72:	1	1	1	1	3	0	0	2	1	2	0	0	11
	72-73:	2	2	2	1	2	0	0	2	3	1	1	0	15
bery- Taxi- or se Snatch- g	71-72:	4	2	1	4	2	3	5	1	1	0	0	1	20
	72-73:	1	1	1	0	1	1	0	0	1	5	1	0	11
se tching	71-72:	2	0	2	1	2	0	2	1	3	2	1	0	15
	72-73:	3	2	0	0	1	0	0	1	3	2	0	0	15
dalism	71-72:	2	2	3	0	1	1	1	0	2	2	0	0	11
	72-73:	0	1	1	0	2	0	0	0	0	0	1	0	5
o ft	71-72:	3	6	5	5	1	8	2	6	2	3	3	8	51
	72-73:	7	1	0	0	2	4	2	2	2	2	3	3	27
eny- ept se tching	71-72:	0	0	3	0	4	0	2	1	0	3	1	1	11
	72-73:	0	2	0	1	1	2	1	0	0	1	0	1	10
aking & tering	71-72:	3	2	4	3	6	10	18	4	0	2	2	4	51
	72-73:	2	3	3	1	0	0	0	0	0	4	3	5	21
se Fire arm	71-72:	2	4	0	2	2	1	0	0	2	2	2	1	17
	72-73:	0	1	0	0	1	0	4	1	3	2	2	1	15
otics	71-72:	0	0	1	1	1	0	0	0	2	0	0	0	5
	72-73:	1	0	0	0	0	0	0	0	2	0	0	0	5
ravated saults	71-72:	5	3	0	1	2	4	2	2	1	2	6	5	33
	72-73:	4	0	0	2	5	1	0	1	3	5	3	2	27

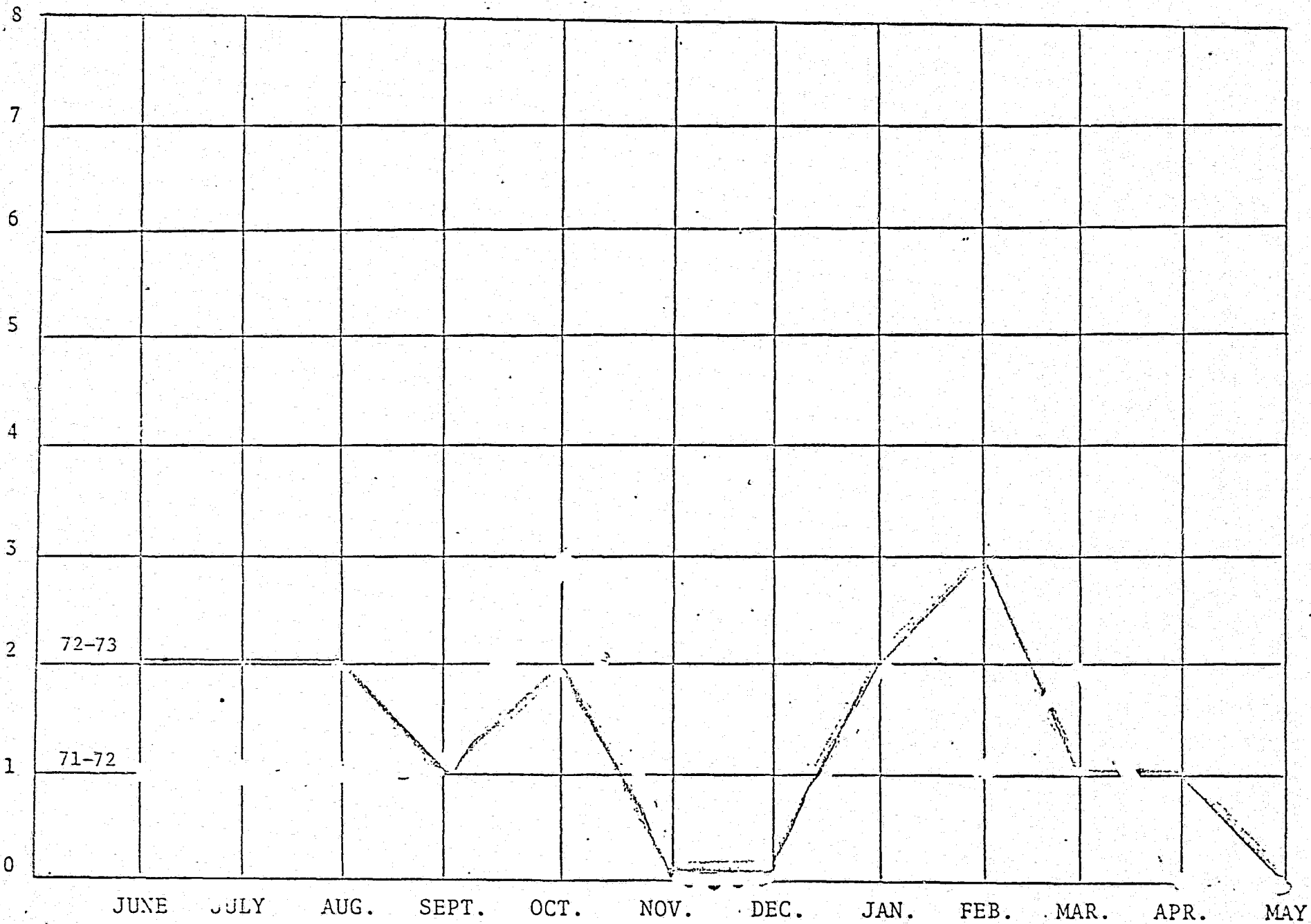


Besides the drastic decrease in the total number of burglaries by 64%, there has also been a noticeable shift to night time and non-residential burglaries. Daytime burglaries have decreased by 25%. Residential burglaries have decreased by 48.3%.

71-72: 58 Incidents  
 72-73: 21 Incidents



ASSAULT AND BATTERY

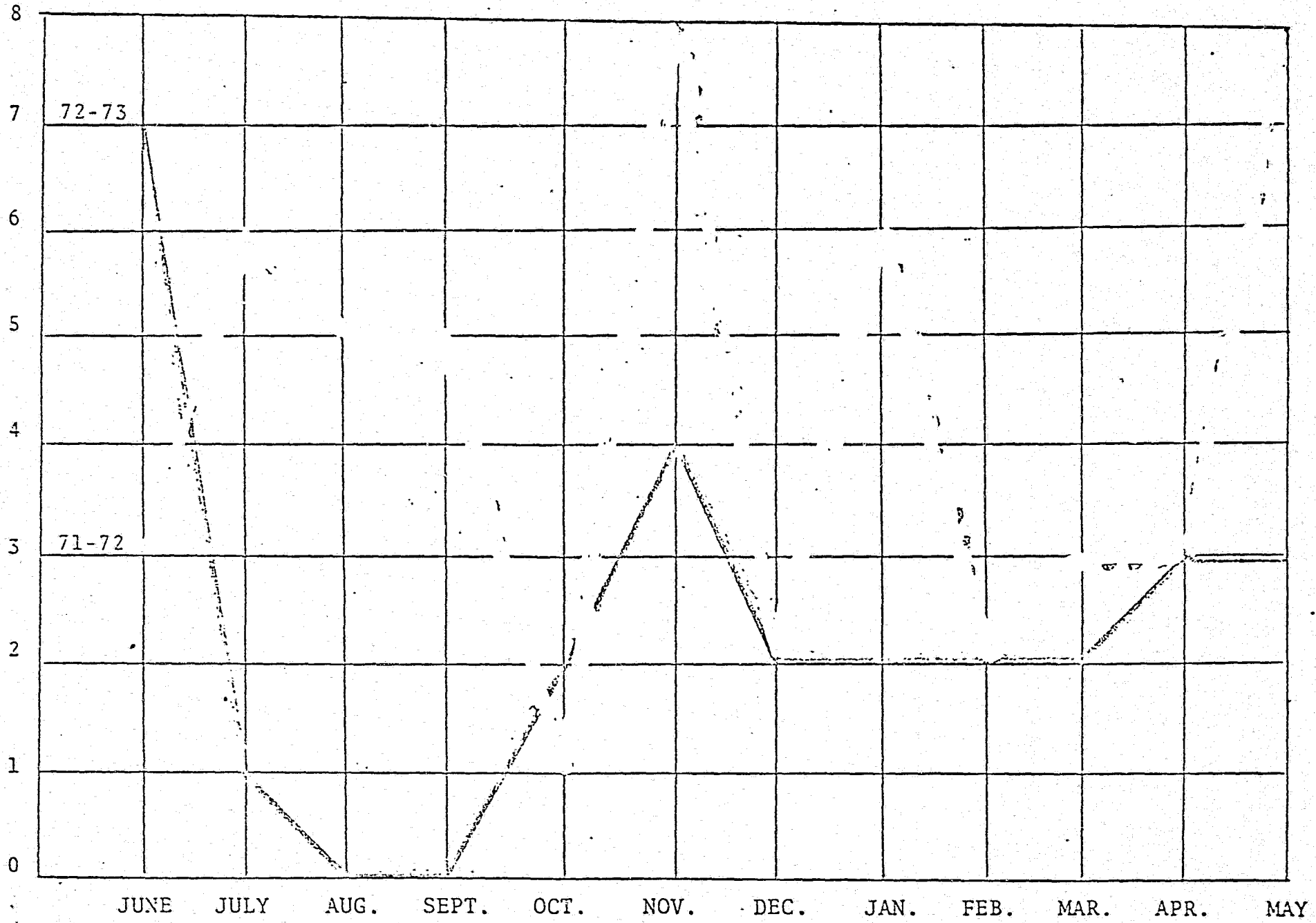


There were no Simple Assaults during this period.  
 Assault and Batteries increased by 33%

71-72: 12 Incidents  
 72-73: 15 Incidents

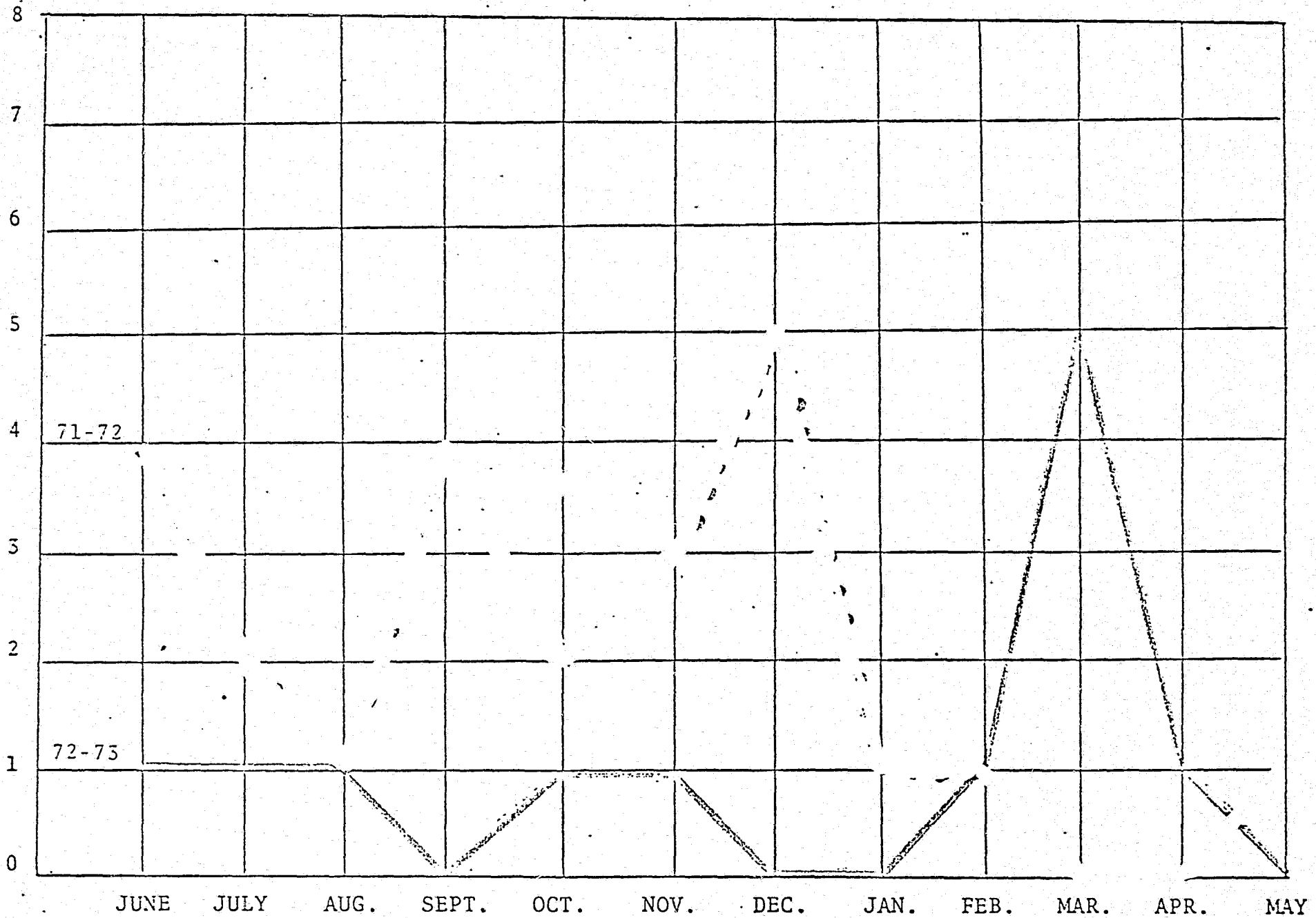


AUTO THEFT 780 781 782 791



Automobile thefts have decreased by 48%

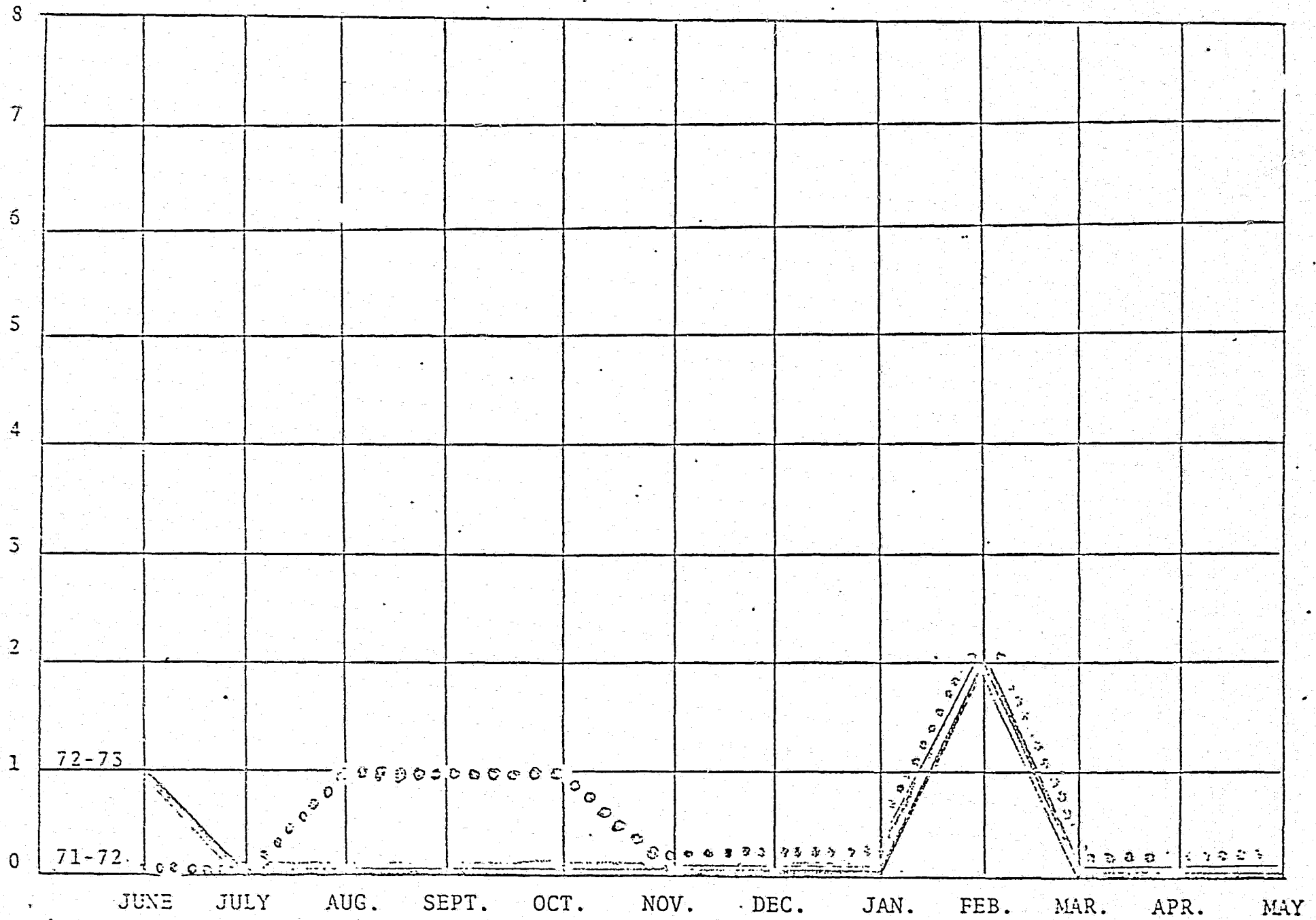
71-72: 52 Incidents  
 72-73: 28 Incidents



Robberies that did not involve taxicabs or purse snatching have decreased by 50%.

71-72: 24 Incidents, 16 Armed  
 72-73: 12 Incidents, 11 Armed

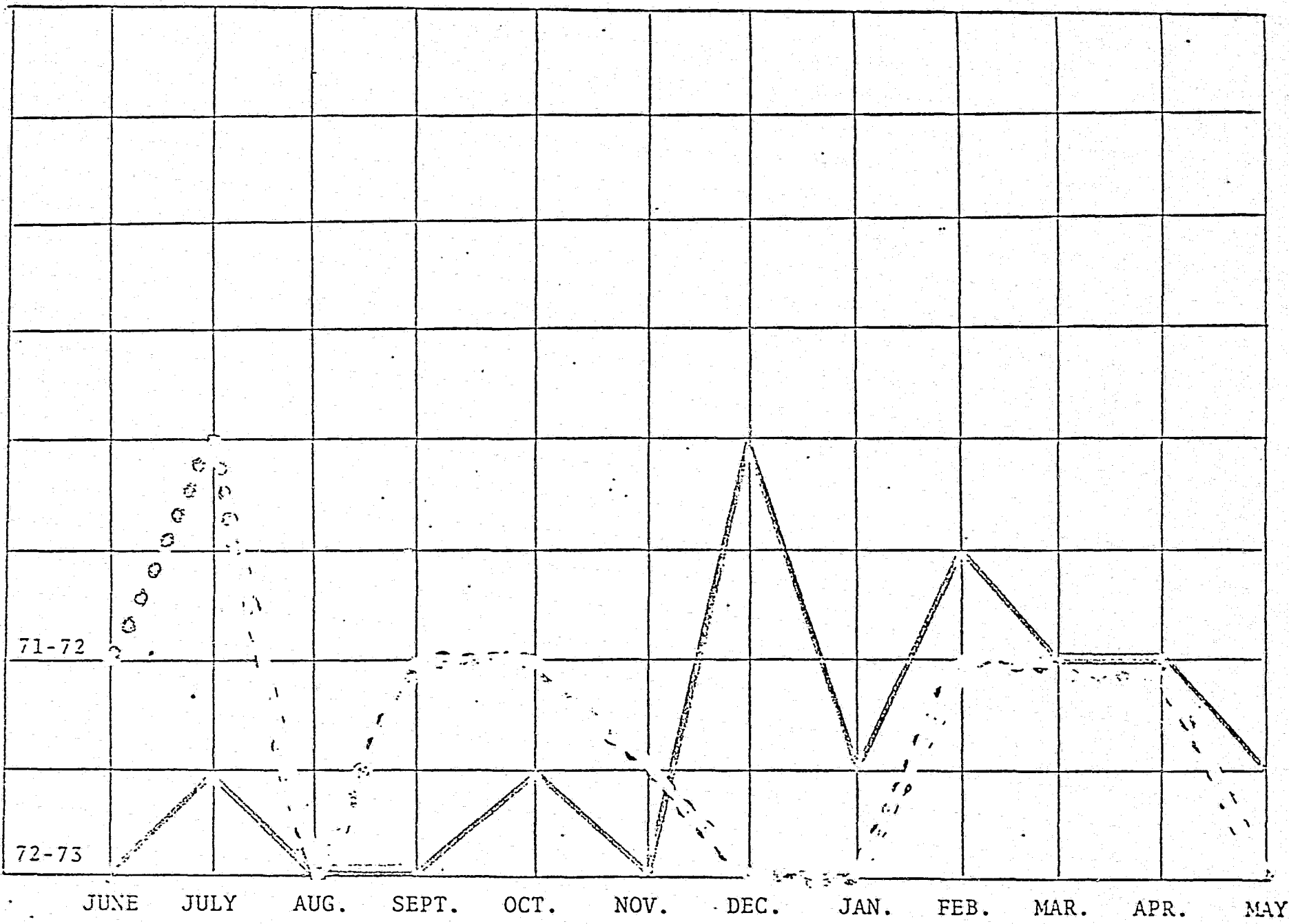
# NARCOTICS



Narcotic offenses have decreased by 40%

71-72: 5 Incidents  
72-73: 3 Incidents

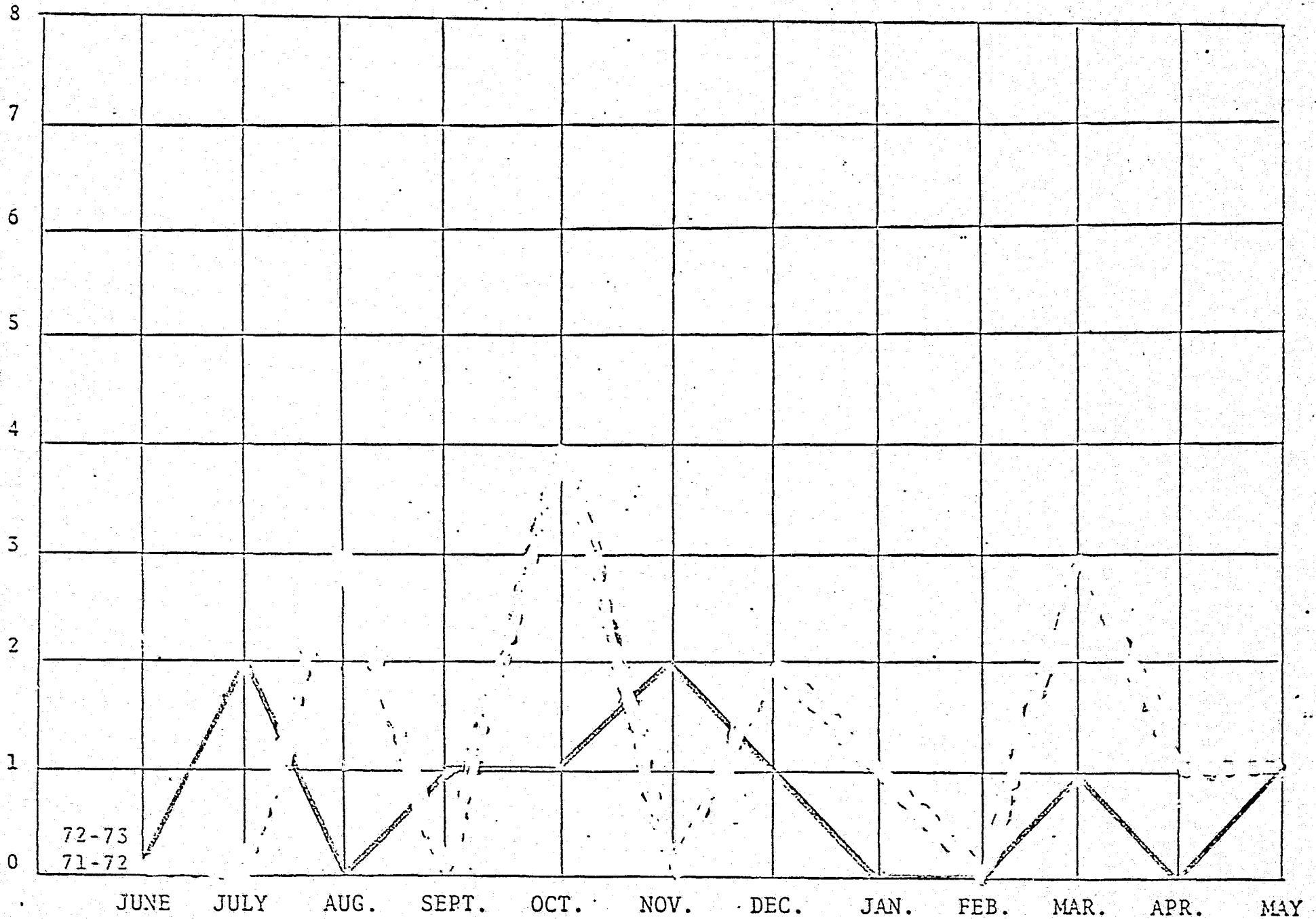
FALSE FIRE ALARM  
2607



False Fire Alarms have decreased by 17%

71-72: 17 Incidents  
72-73: 15 Incidents

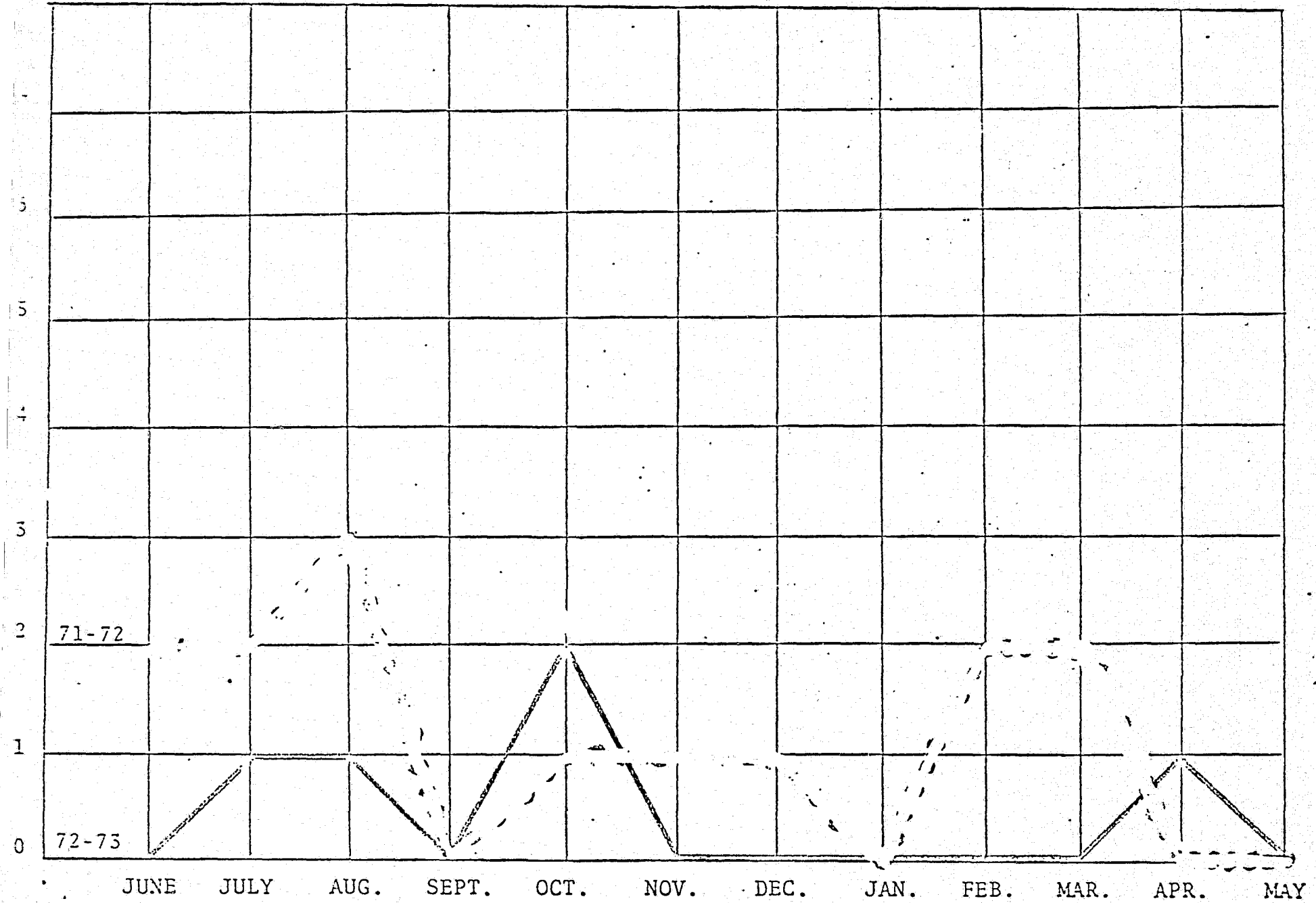
# LARCENY - Except Purse Snatching



Larcenies have decreased by 40%.

71-72 - 14 Incidents  
72-73 - 9 Incidents

# VANDALISM



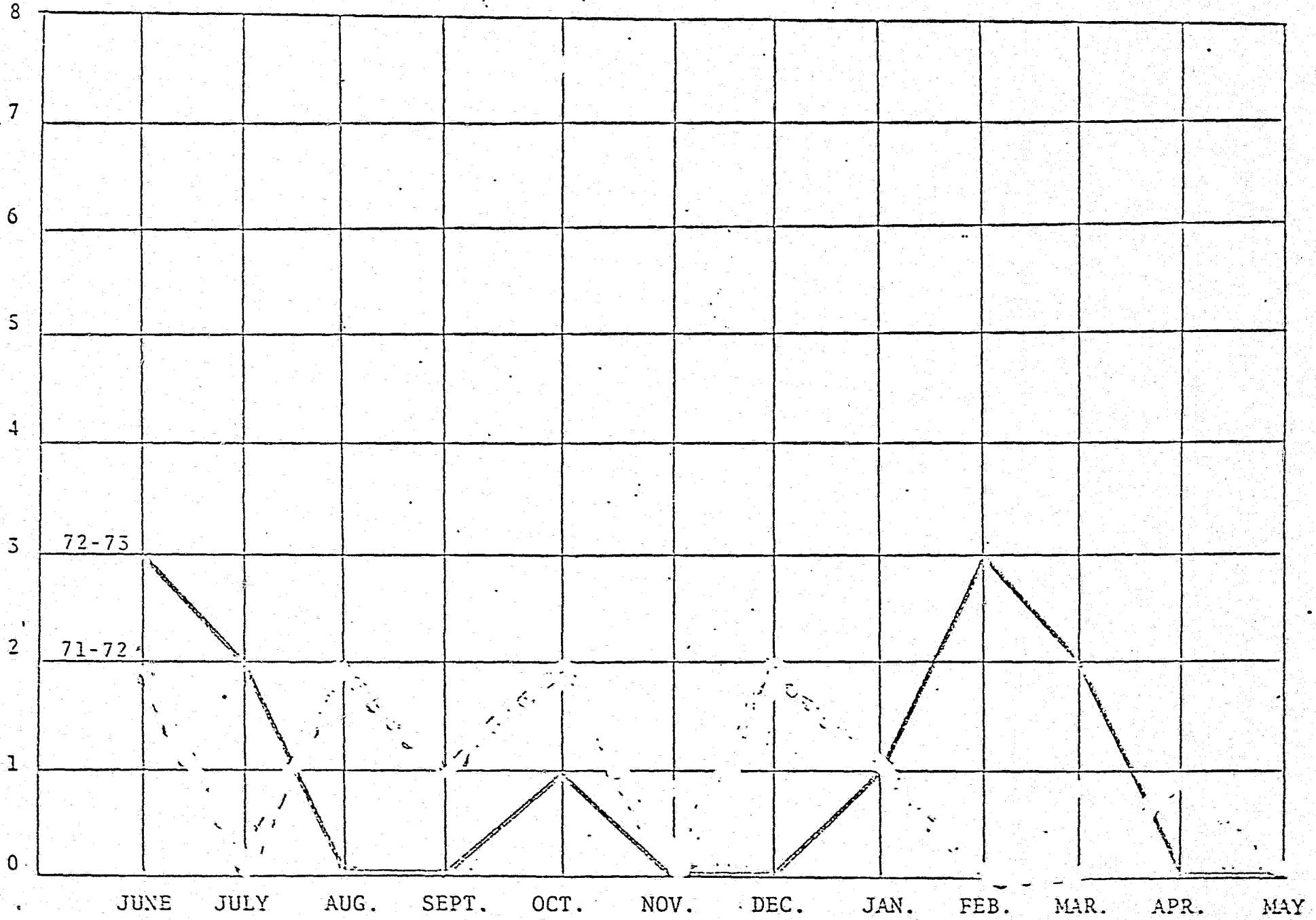
Vandalism has decreased by 64%.

71-72: 14 Incidents  
72-73: 5 Incidents

PURSE SNATCHING

309 632  
308 622

612



Purse Snatchings have increased by 10%

71-72: 11 incidents  
72-73: 12 Incidents



## APPENDIX B

## BROMLEY-HEATH COMMUNITY PATROL LOG

First Year: June, 1972 - May, 1973

<u>NO. OF INCIDENTS</u>	<u>INCIDENTS</u>
1	HOMICIDE
3	AGGRAVATED ASSAULT
19	BREAKING AND ENTERING
11	VANDALISM
30	ROBBERY
0	SOLICITING STOLEN GOODS
3	MUGGING
21	PURSE SNATCHING
17	RECOVERY OF STOLEN GOODS
56	AUTO THEFT - REPORTED OR FOUND
24	ABANDONED AUTOMOBILE
8	SPEEDING VEHICLE
3	ILLEGALLY PARKED AUTOMOBILE
11	FIRE REPORTED
0	FALSE FIRE REPORTED
35	ELDERLY ASSISTANCE REQUESTED (Disturbance of the Peace)
21	DISPERSE CROWDS OR FIGHTS
17	FIRST-AID ADMINISTERED
25	ASSIST TO HOSPITAL
67	BOSTON HOUSING AUTHORITY MAINTENANCE REQUESTED
60	PROBLEMATIC JUVENILES
16	LOST CHILD

NO. OF INCIDENTS

INCIDENTS

5	PROBLEMATIC ADULTS
45	ILLEGAL PET IN APARTMENT
8	DRUG ADDICTS ADMINISTERING IN HALLWAYS
13	PATROL ESCORT OR DELIVERY
3	LOITERING IN HALLWAYS
5	MISCELLANEOUS COMPLAINTS
1	CHILD BEATING

**END**

7 dblets/min