

WILMINGTON SHOOTINGS 1996

A Comparative Study of
Victims and Offenders
in Wilmington, Delaware

March 1997



STATE OF DELAWARE
EXECUTIVE DEPARTMENT

Prepared by the Statistical Analysis Center
and the Criminal Justice Council

166 440 C3

WILMINGTON SHOOTINGS 1996

A Comparative Study of Victims and Suspects in Wilmington, Delaware

Statistical Analysis Center
60 The Plaza
Dover, Delaware 19901
(302) 739-4626

Criminal Justice Council
Carvel State Office Bldg., 4th Floor
820 North French Street
Wilmington, Delaware 19801
(302) 577-3430

Prepared by:
Evelyn Scocas, Research Analyst, SAC
Richard Harris, Research Analyst, SAC
Charles Huenke, Research Analyst, SAC
Le'Verne Cecere, Criminal Justice Planner, CJC

This report is supported in part by Weed and Seed Award No. 96DDBX0010 from the Bureau of Justice Assistance, and in part by SAC Clearinghouse Award No. 95BJCXX011 from the Bureau of Justice Statistics, and SAC Administration Award No. 96DBMU0010 from the Bureau of Justice Assistance, U.S. Department of Justice.

The points of view expressed in this document do not necessarily represent the official position of the U.S. Department of Justice.

State of Delaware Document #10-07-03-970304

WILMINGTON SHOOTINGS 1996

TABLE OF CONTENTS

Introduction	1
Data Considerations	1
Victim and Suspect Demographics	2 - 4
Who is Shooting Who?	5 - 6
Victim and Suspect Criminal Histories	8 - 11
Cause as Determined by Wilmington Police	12
Other Case Facts	13
APPENDIX	14
Table, Summary of Shootings by Neighborhood	
Maps: City of Wilmington, Boulevard, Eastside,	
Price's Run, Riverside, South Wilmington,	
West Center City, and Westside	



WILMINGTON SHOOTINGS 1996

INTRODUCTION

During 1996, there were 108 shooting victims (including 9 shooting deaths) in Wilmington, Delaware. For those 108 victims, there were 136 suspects or offenders. The number of 911 calls for shooting incidents in Wilmington is 83 percent higher than it was in 1993. This unprecedented number of shooting victims in Wilmington has been shocking the entire state; people want answers as to why this is happening. This report studies the information concerning all 1996 shooting incidents, based on Wilmington police reports.

- Who is being victimized in Wilmington, and why?
- Who are the offenders?
- Who is shooting who?
- How many of the shooting incidents are drug related?

DATA CONSIDERATIONS

Victims:

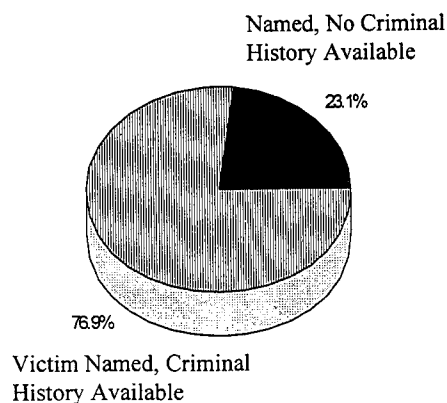
All victims were able to be identified by name. All victims were counted in the

demographic and criminal history information. Twenty-five (or 23 percent) were not found in Delaware's criminal justice information systems (CJIS). For some victims, there may be no criminal history. For others, no unique name match could be identified. If information is limited (for example, no birth date), and a person's name is common, then sometimes multiple name matches make it impossible to positively identify the individual.

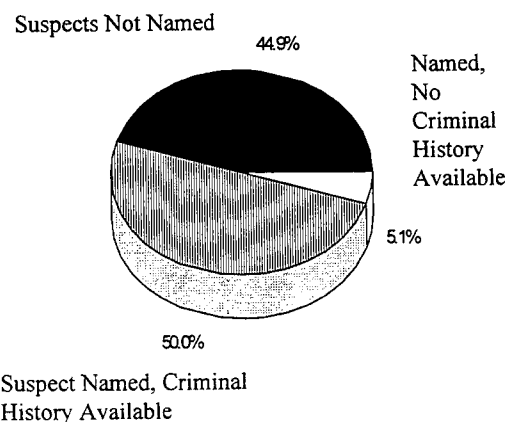
Suspects:

There were 136 suspects or offenders in 1996. Sixty-eight suspects were identified by name. Most cases gave some reference to the offender (for example, two black males), but 61 suspects are not named. Therefore, all 136 cases were used for demographical purposes, but only *the 75 named suspects or arrestees were used for criminal history background information.* Of those 75, seven of the named suspects have names which were not able to be uniquely identified, and therefore, no criminal history could be found. There is also a possibility that there is no past criminal history in Delaware.

IDENTIFIABLE VICTIMS



IDENTIFIABLE SUSPECTS



WILMINGTON SHOOTINGS 1996

VICTIM DEMOGRAPHICS

*The majority of victims are black males
under 25 years of age.*

Race/Gender	Number	Percent
Black Males	87	81%
Black Females	9	8%
White Males	8	7%
Asian Male	2	2%
Asian Female	1	1%
Unknown Male	1	1%
TOTAL	108	100%

Age	Number	Percent
Unknown	52	48%
Under 18	11	10%
18 - 25	26	24%
26 - 35	7	6%
36 - 45	7	6%
Over 45	5	5%
TOTAL	108	100%

(Percentages may not always total 100% due to rounding off of numbers.)

WILMINGTON SHOOTINGS 1996

SUSPECT DEMOGRAPHICS

The majority of known suspects are black males under 25 years of age.

Race/Gender	Number	Percent
Black Males	108	79%
Black Females	2	1%
White Males	7	5%
Hispanic Male	4	3%
Asian Female	0	0%
Unknown Male	3	2%
Unknown	12	9%
TOTAL	136	100%

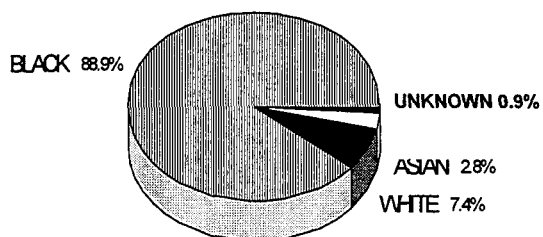
Age	Number	Percent
Unknown	70	52%
Under 18	25	18%
18 - 25	27	20%
26 - 35	10	7%
36 - 45	2	1%
Over 45	2	1%
TOTAL	136	100%

(Percentages may not always total 100% due to rounding off of numbers.)

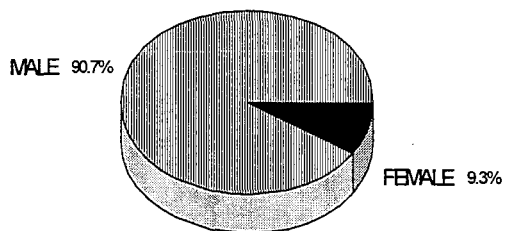
WILMINGTON SHOOTINGS 1996

VICTIM DEMOGRAPHICS

VICTIM - RACE

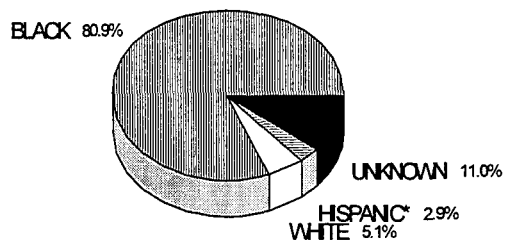


VICTIM - GENDER



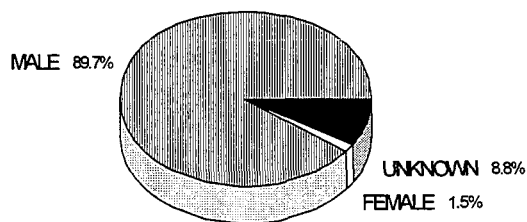
SUSPECT DEMOGRAPHICS

SUSPECT - RACE



* Only ethnicity is known, rather than race.

SUSPECT - GENDER



WILMINGTON SHOOTINGS 1996

WHO IS SHOOTING WHO?

- There are 80 cases out of 108 in which the sex and race of both the victim and suspect are known. Of these cases, 83 percent involve both black suspects and black victims (regardless of sex).
- Most cases (seventy-one percent) involve black males as both the suspect and victim. The second most common case involves black male suspects and black female victims (9 percent).
- Other cases involve black male suspects and white male victims (6 percent); white male suspects with black male victims follow closely, at five percent of cases.
- No white females show as a suspect or victim in the 1996 cases.

SUSPECT	VICTIM	# CASES	PERCENT
Black Male	Black Male	57	71%
Black Male	White Male	5	6%
Black Male	Asian Male	2	3%
Black Male	Asian Female	1	1%
Black Male	Black Female	7	9%
White Male	Black Male	4	5%
White Male	White Male	1	1%
Black Female	Black Male	2	3%
Hispanic Male*	White Male	1	1%
Total Known	Total Known	80	100%

* Only ethnicity is known in this case.

WILMINGTON SHOOTINGS 1996

A crosstabulation of age groups between suspects and victims indicates that younger offenders are less discriminate in the ages of their victims. Older suspects were more likely to confine their targets to members of their own age groups.

Suspect	Victim Under 18	Victim 18 - 25	Victim 26-35	Victim 36-45	Victim Over 45
Under 18	6	7	3	2	0
18-25	3	5	3	2	2
26-35	0	6	0	1	0
36-45	0	0	0	2	0
Over 45	0	0	0	0	2

Cases were included if the ages could be determined for both the victim and the suspect.

- Juveniles shot other juveniles in 33 percent of cases, and shot victims between the ages of 18 and 25 in 39 percent of cases. Juveniles never shot anyone over 45 in 1996.
- Suspects between the ages of 18 and 25 shot victims that spread across all the age groups. The victims were juveniles in 20 percent of cases, and between 18 and 25 in 33 percent of cases. But nearly half of their victims fell into the older age groups.
- Suspects between the ages of 26 and 35 shot victims that were between the ages of 18 and 25 in all but one case.
- Suspects who were in the older age groups (36 - 45, and Over 45) shot victims from their own age groups.

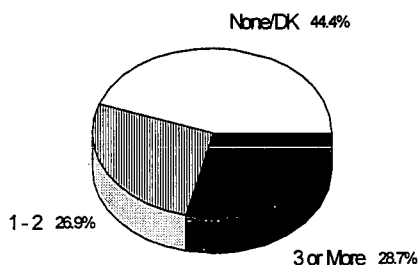
WILMINGTON SHOOTINGS 1996

Page left intentionally blank.

WILMINGTON SHOOTINGS 1996

CRIMINAL HISTORY: VICTIMS

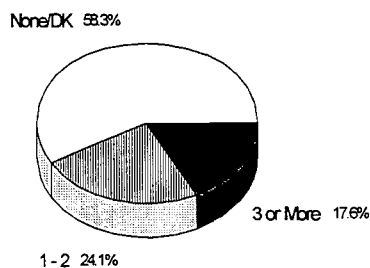
Victims With Violent Felonies on Delaware Record



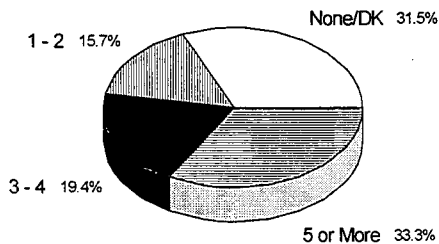
Fifty-six percent of Wilmington shooting victims have at least one violent felony arrest, and 29 percent have three or more violent felony arrests in their criminal histories in Delaware.

Forty-two percent of shooting victims have a non-violent felony on their criminal histories in Delaware.

Victims With Non-Violent Felonies on Delaware Record



Victims With Misdemeanors on Delaware Record

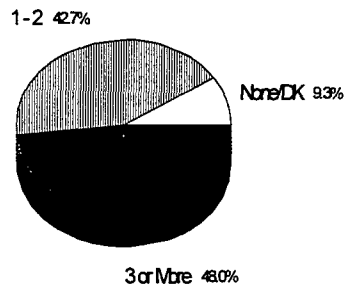


Sixty-eight percent of shooting victims have at least one misdemeanor on their criminal records; thirty-three percent have five or more misdemeanors on record.

WILMINGTON SHOOTINGS 1996

CRIMINAL HISTORY: SUSPECTS

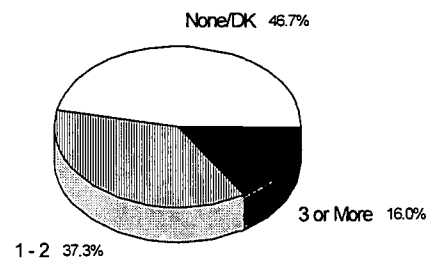
Suspects With Violent Felonies on Delaware Record



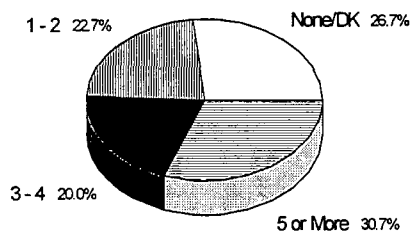
Ninety-one percent of named shooting suspects have at least one violent felony arrest, and 48 percent have three or more violent felony arrests in their criminal histories in Delaware.

Suspects With Non-Violent Felonies on Delaware Record

Over half of named shooting suspects have at least one non-violent felony on their criminal histories in Delaware.



Suspects With Misdemeanors on Delaware Record

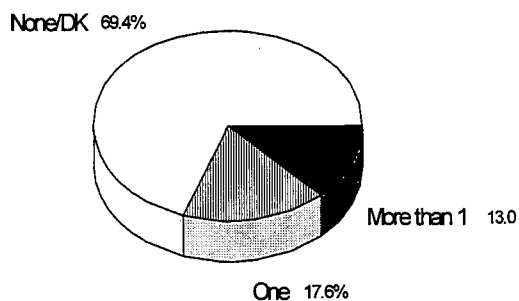


Seventy-three percent of shooting suspects have at least one misdemeanor on their criminal records; thirty-one percent have five or more misdemeanors on record.

WILMINGTON SHOOTINGS 1996

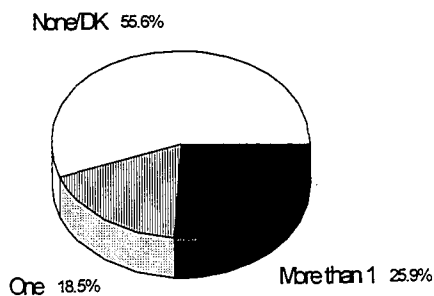
CRIMINAL HISTORY: VICTIMS

Victims With Weapons Charges on Delaware Record



Thirty-one percent of Wilmington shooting victims have a weapons charge in their criminal histories in Delaware.

Victims With Drug Charges on Delaware Record

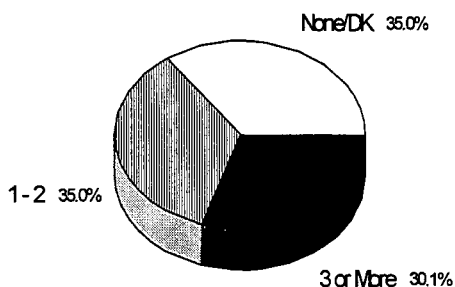


Forty-four percent of shooting victims have a drug arrest in their criminal histories in Delaware. More than a quarter of them have more than one drug arrest on record.

WILMINGTON SHOOTINGS 1996

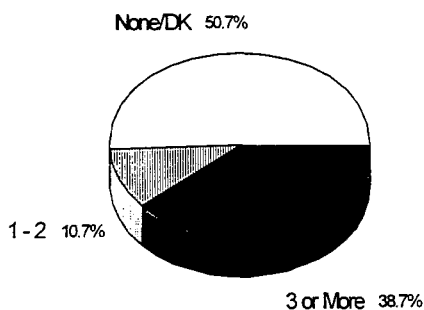
CRIMINAL HISTORY: SUSPECTS

Suspects With Weapons Charges on Delaware Record



Sixty-five percent of named suspects have at least one weapons charge in their criminal histories in Delaware. Thirty percent have three or more weapons charges.

Suspects With Drug Charges on Delaware Record



Nearly half have at least one drug charge on record in Delaware, while 39 percent have three or more drug charges in their criminal histories.

WILMINGTON SHOOTINGS 1996

Over thirty percent of cases have been determined by Wilmington police as drug related or possibly drug related. But forty-four percent and forty-nine percent of victims and suspects respectively have a drug arrest history in Delaware. And in thirteen cases, both the victim and the suspect have a drug arrest history.

CAUSE AS DETERMINED BY WILMINGTON POLICE DEPARTMENT

DETERMINED CAUSE	NUMBER	PERCENT
Drug Related	21	22%
Possibly Drug Related	14	15%
Robbery	15	16%
Domestic	7	7%
Accidental	2	2%
Unknown	36	38%

* Police determine cause by case, rather than by victim. There were a total of 95 cases with 108 victims.

WILMINGTON SHOOTINGS 1996

Are the suspects local?

Not all addresses are known, but of known addresses, nearly all the suspects are from Delaware. And of the suspects who reside in Delaware, 95 percent reside in Wilmington.

Are the victims local?

Again, many addresses are missing. But of known addresses, all but one are from Delaware. And of the victims from Delaware, all but one live in Wilmington.

STATE	SUSPECTS	VICTIMS
Delaware	62	48
Pennsylvania	1	1
Massachusetts	1	0
Alabama	1	0

CITY	SUSPECTS	VICTIMS
Wilmington	59	48
New Castle	2	1
Newark	1	0

Have the cases been resolved, and how many arrests have been made?

Nearly half of offenders have been arrested, with 22 percent of cases still having no suspects.

OFFENDER STATUS	NUMBER	PERCENT
Arrested	66	49%
Suspect	9	7%
Warrant	1	1%
Unknown	30	22%

WILMINGTON SHOOTINGS 1996

APPENDIX

The following table and maps show geographically where the 1996 shootings occurred within the city limits of Wilmington, along with the cause of the shooting event.

Neighborhood maps are highlighted for the frequency of 911 calls, and the location within the neighborhoods are marked for each shooting victim. Large dashed circles indicate a street corner that is known to police as a drug hot spot, based on drug-related 911 calls.

Stars, triangles and small circles each represent a shooting victim. A white star is used for a single shooting event that is drug related; a gray star indicates the event is possibly drug related; a triangle indicates the event is not drug related (meaning robbery, domestic, or accidental); and a circle means that the cause has not been determined.

There were a couple of cases that the Wilmington Police Department listed as "Cause Not Determined" that were added to the "Possibly Drug Category" on the geographical maps. These were determined by a study of drug histories where both the victim and the suspect have drug histories in Delaware.

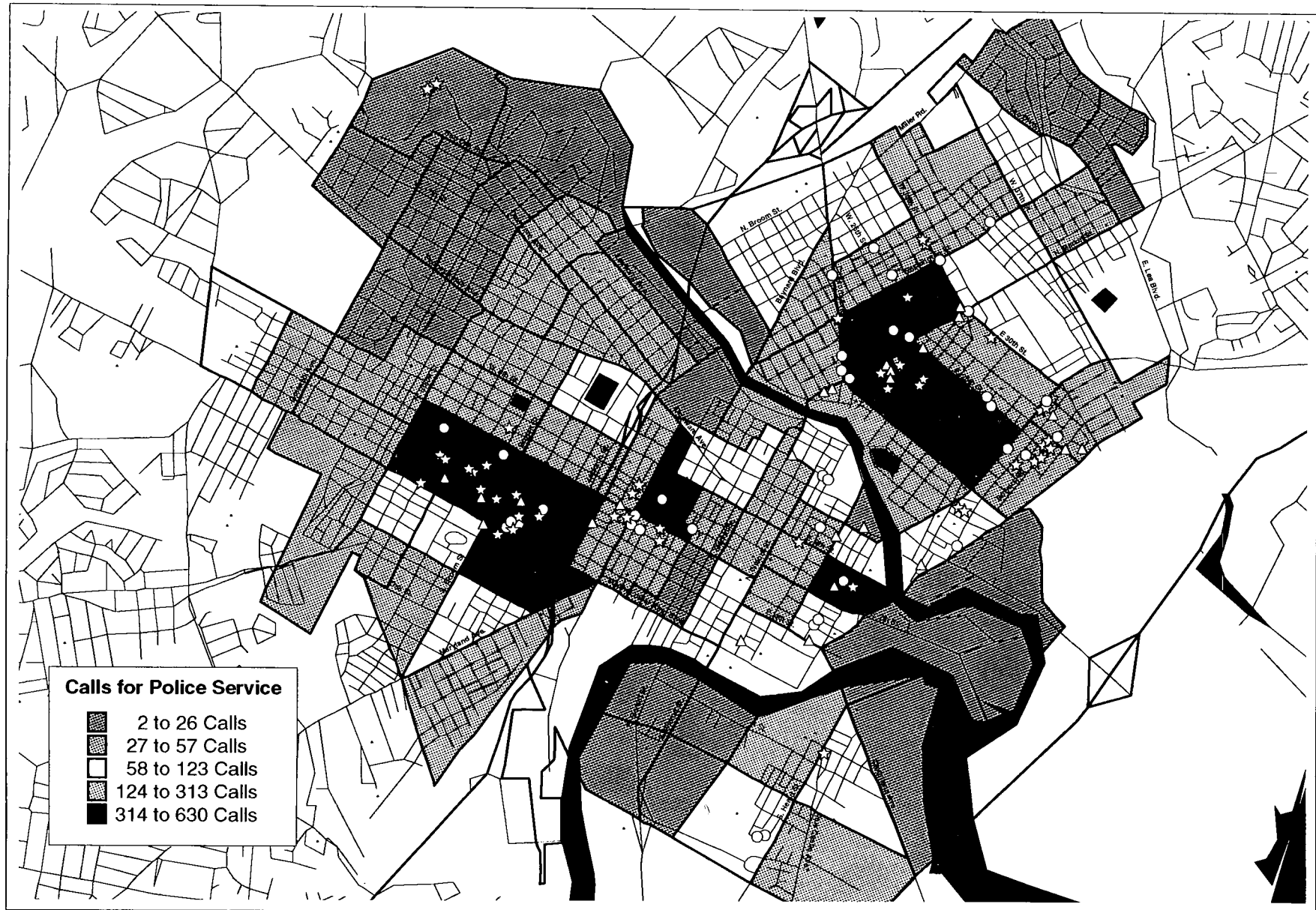
WILMINGTON SHOOTINGS 1996

SUMMARY OF 1996 WILMINGTON SHOOTING INCIDENTS BY NEIGHBORHOOD

	ACCIDENT	CND	DOMESTIC	DRUG	ROBBERY	TOTAL
BANCROFT PARKWAY	0	0	0	2	0	2
BOULEVARD	0	8	0	4	0	12
BROWNTOWN - HEDGEVILLE	0	0	1	0	0	1
CENTRAL	0	0	0	0	1	1
EASTSIDE	0	6	3	2	2	13
NORTHWEST	0	1	0	0	0	1
PRICE'S RUN	1	5	2	6	5	19
RIVERSIDE	1	8	1	8	2	20
SOUTH WILMINGTON	0	2	0	1	0	3
WEST CENTER CITY	0	6	1	5	1	13
WESTSIDE	0	6	0	12	5	23
TOTAL	2	42	8	40	16	108

- This table is totaled by number of shooting victims. Causes as listed in the graph on page 12, "Cause as Determined by Wilmington Police Department" is totaled by case. There were 95 cases with a total of 108 victims.
- CND stands for Cause Not Determined

City of Wilmington - 1996 Shooting Incidents and Calls for Police Service for Assault, Burglary, Drug, Homicide, Rape, and Robbery Related Incidents



☆ Drug Related

△ Not Drug Related

★ Possibly Drug Related

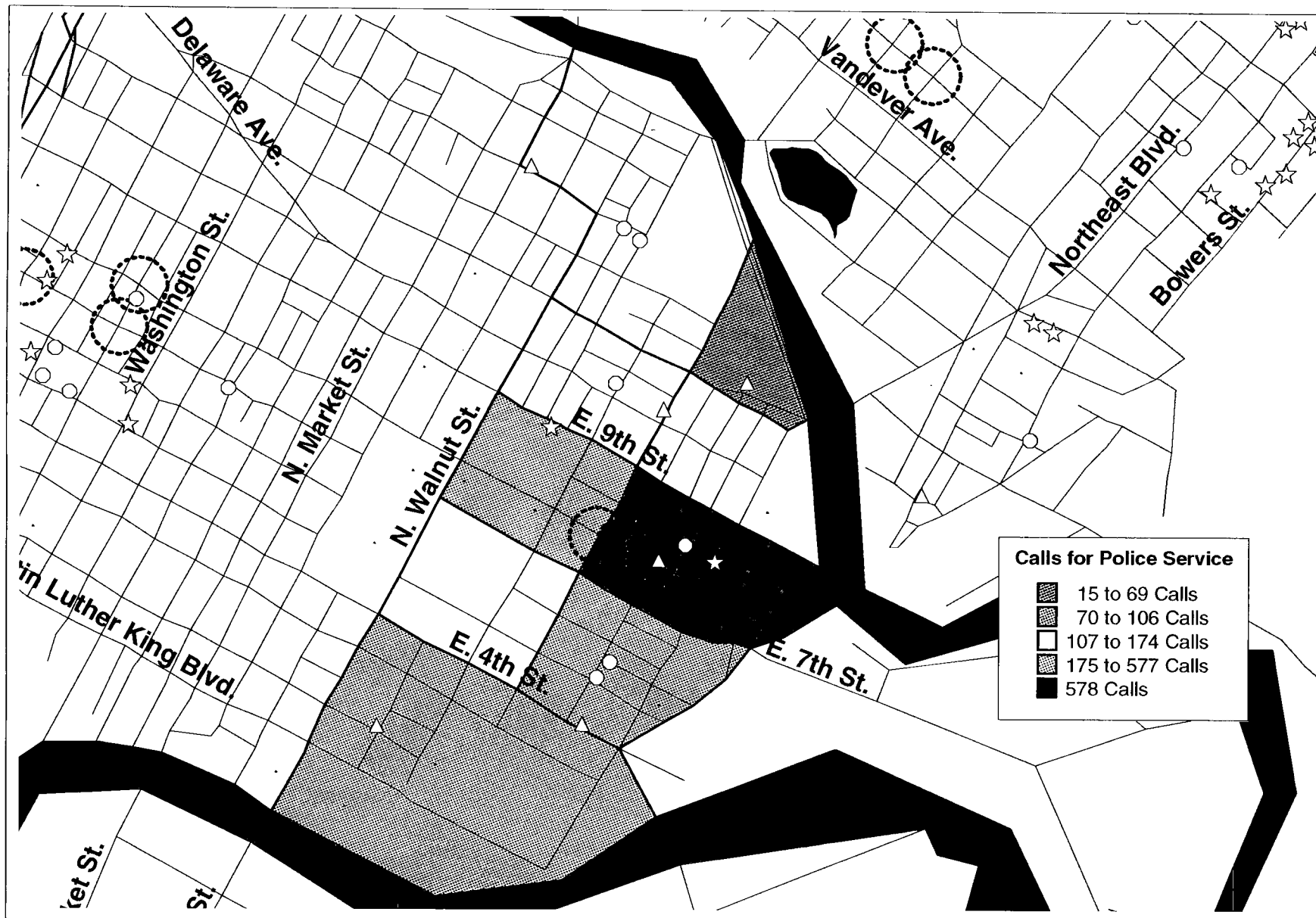
○ Cause Not Determined



Boulevard - 1996 Shooting Incidents, Drug Hot Spots, and Calls for Police Service for Assault, Burglary, Drug, Homicide, Rape, and Robbery Related Incidents



Eastside - 1996 Shooting Incidents, Drug Hot Spots, and Calls for Police Service for Assault, Burglary, Drug, Homicide, Rape, and Robbery Related Incidents



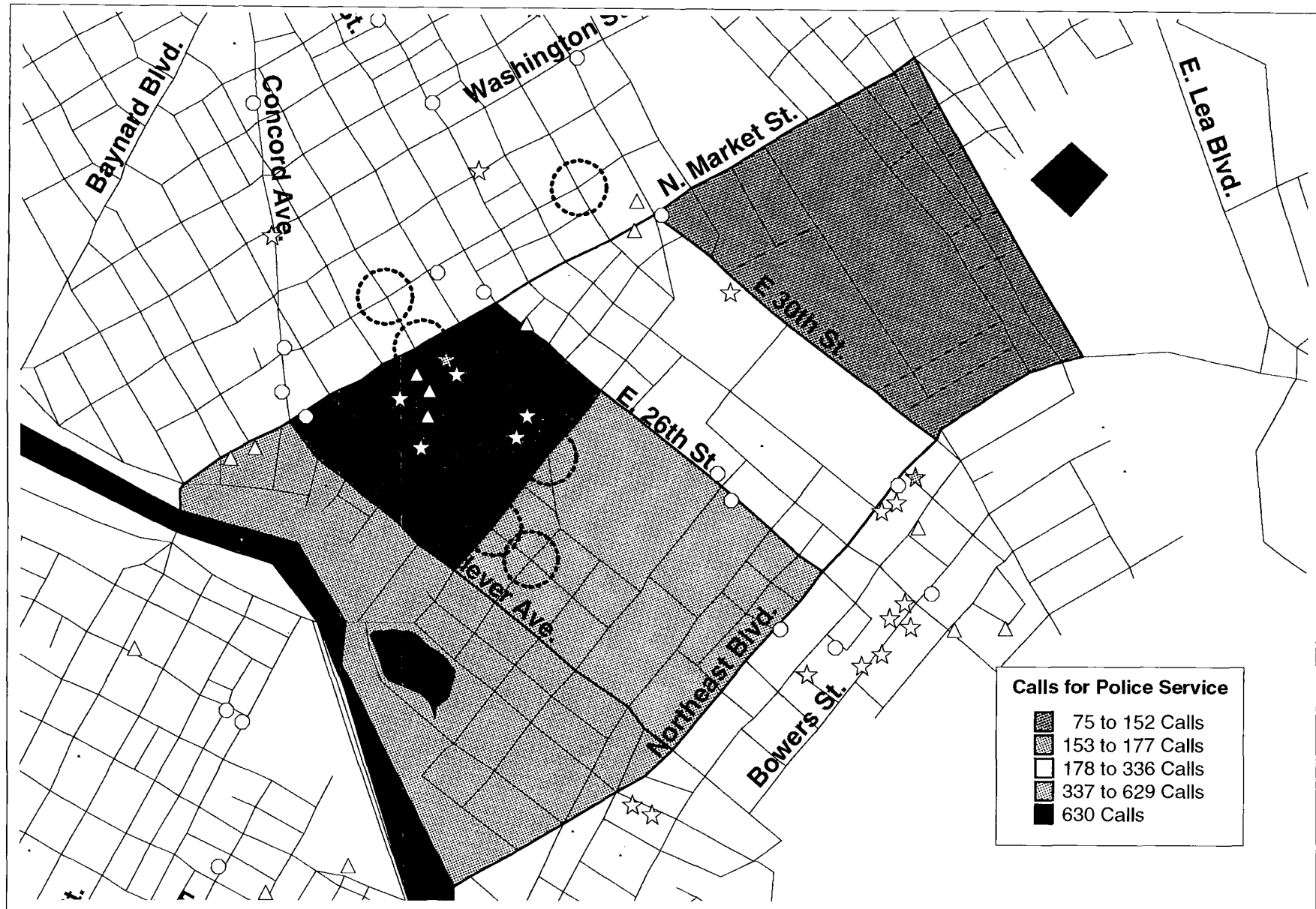
☆ Drug Related Shooting
★ Possibly Drug Related

△ Not Drug Related
○ Cause Not Determined

○ Drug Hot Spots in 1996



Price's Run - 1996 Shooting Incidents, Drug Hot Spots, and Calls for Police Service for Assault, Burglary, Drug, Homicide, Rape, and Robbery Related Incidents



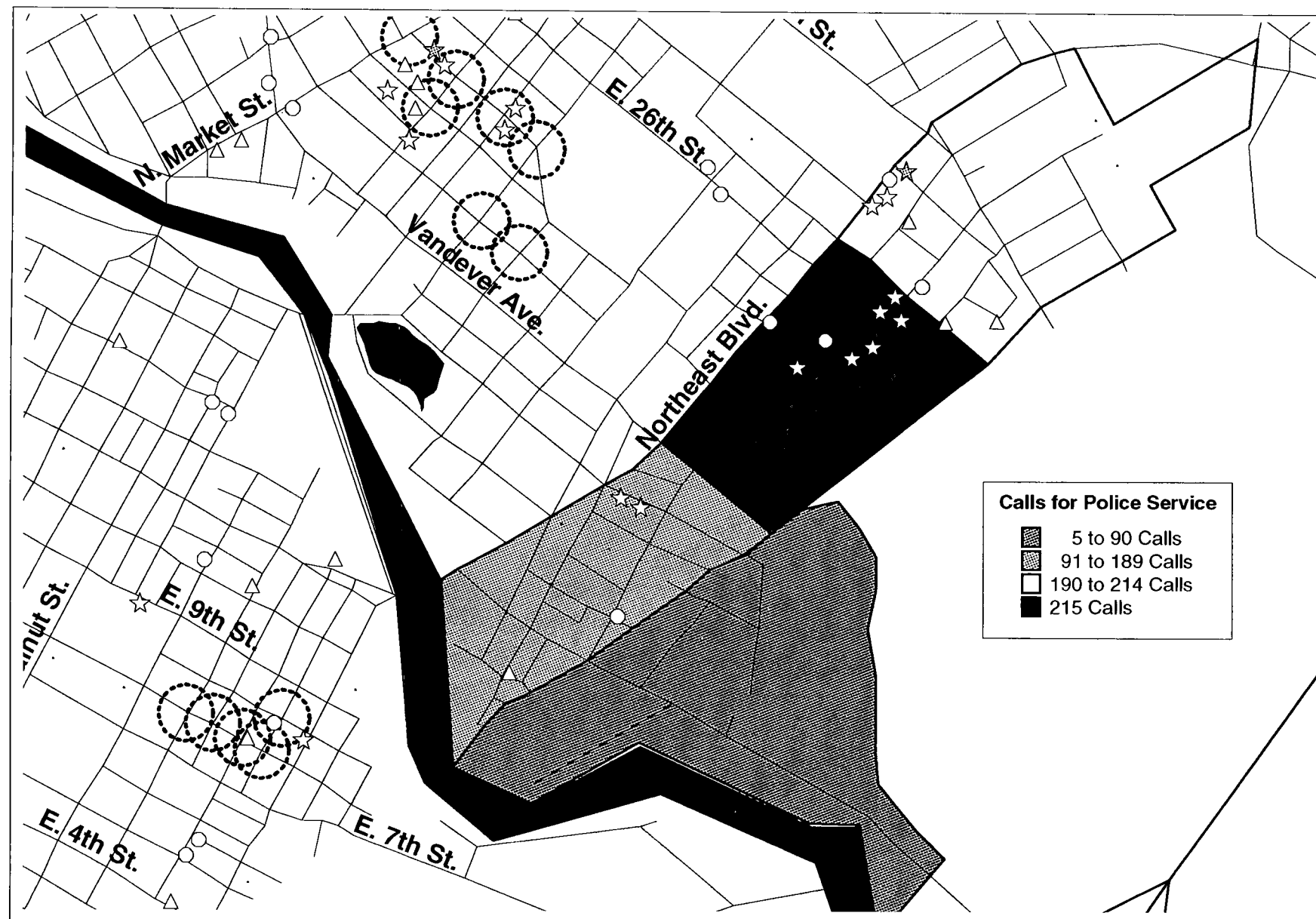
☆ Drug Related
★ Possibly Drug Related

△ Not Drug Related
○ Cause Not Determined

○ Drug Hot Spots in 1996



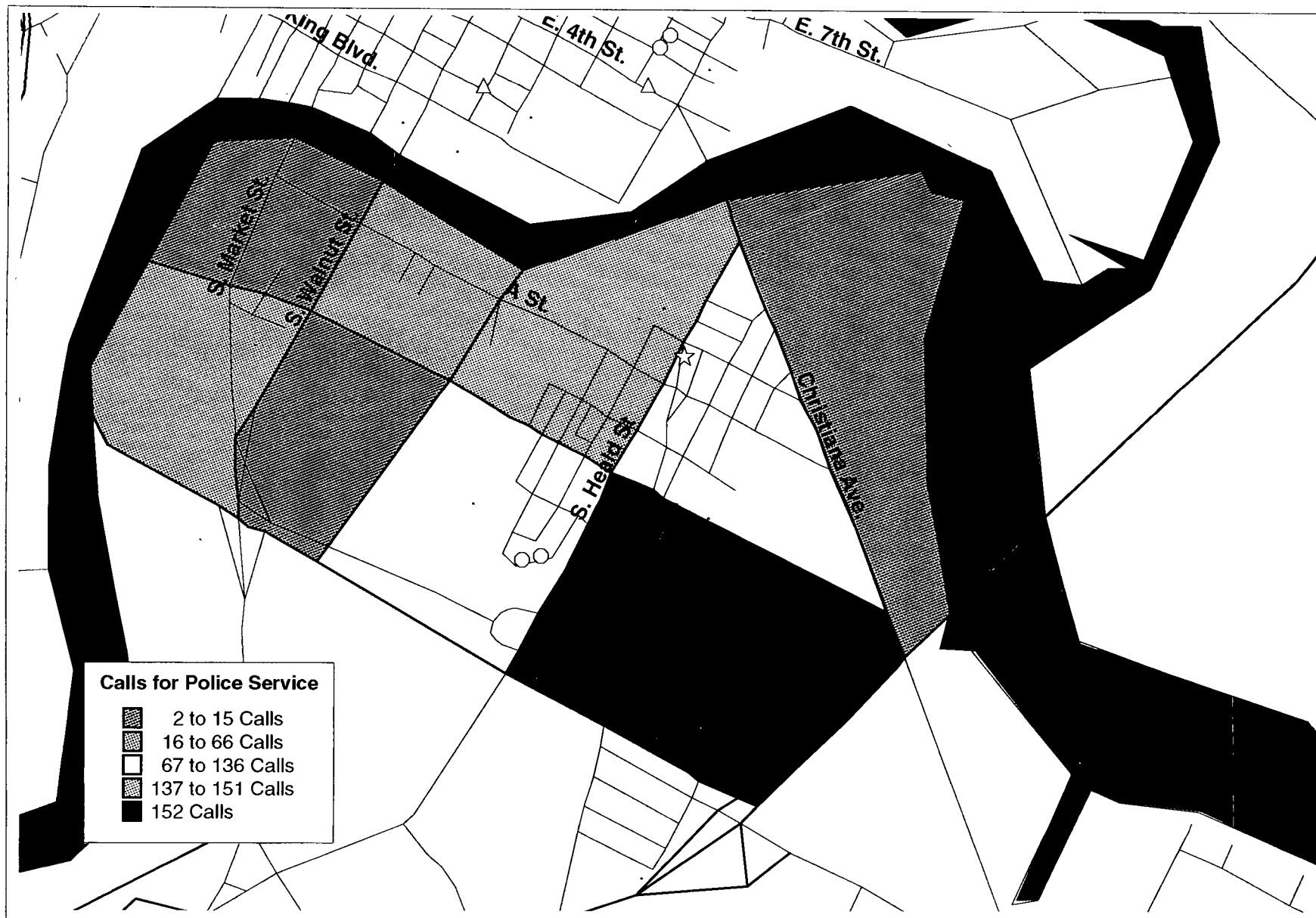
Riverside - 1996 Shooting Incidents, Drug Hot Spots, and Calls for Police Service for Assault, Burglary, Drug, Homicide, Rape, and Robbery Related Incidents



- ☆ Drug Related
- ☆ Possibly Drug Related
- △ Not Drug Related
- Cause Not Determined
- Drug Hot Spots in 1996



South Wilmington - 1996 Shooting Incidents, Drug Hot Spots, and Calls for Police Service for Assault, Burglary, Drug, Homicide, Rape, and Robbery Related Incidents



☆ Drug Related

★ Possibly Drug Related

△ Not Drug Related

○ Cause Not Determined

○ Drug Hot Spots in 1996



West Center City - 1996 Shooting Incidents, Drug Hot Spots, and Calls for Police Service for Assault, Burglary, Drug, Homicide, Rape, and Robbery Related Incidents



Calls for Police Service

- 199 to 200 Calls
- 201 to 252 Calls
- 253 to 453 Calls
- 454 Calls

☆ Drug Related △ Not Drug Related ○ Drug Hot Spots in 1996
 ☆ Possibly Drug Related ○ Cause Not Determined

Westside/Hilltop - 1996 Shooting Incidents, Drug Hot Spots, and Calls for Police Service for Assault, Burglary, Drug, Homicide, Rape, and Robbery Related Incidents

