

JUVENILE VICTIMS AND THEIR PERPETRATORS

**Prepared by the
Statistical Analysis Center**

**In Conjunction With the
Attorney General's Task Force on Child Victims**

October 1997



STATE OF DELAWARE
EXECUTIVE DEPARTMENT

**Statistical Analysis Center
60 The Plaza
Dover, Delaware 19901
302-739-4626**

169317

JUVENILE VICTIMS AND THEIR PERPETRATORS

Prepared by:

Evelyn Scocas, Research Analyst

Charles J. Huenke, Jr., Research Analyst

John P. O'Connell, Jr., Director

This report is supported by the SAC Clearinghouse grant #95BJCXK011 from the Bureau of Justice Statistics, and by grant #96DBMU0010 from the Bureau of Justice Assistance, U.S. Department of Justice.

The points of view expressed in this document do not necessarily represent the official position of the U.S. Department of Justice.

State of Delaware Document #100703 - 970408

Juvenile Victims and Their Perpetrators

Table of Contents

Listing of Task Force Members	i
Preface	ii
Summary	iii-iv
Introduction	1-3
Total Selected Crime	5-8
Felony Assault	9-12
Misdemeanor Assault	13-16
Harassment	17-20
Homicide	21-24
Kidnapping	25-28
Robbery	29-32
Felony Sexual Assault	33-36
Misdemeanor Sexual Assault	37-40
Theft	41-44
Welfare	45-48

Juvenile Victims and Their Perpetrators
Attorney General's Task Force on Child Victims

The Honorable M. Jane Brady, Attorney General
Philip Soule, Medicaid, DHSS
Mark Bunitsky, Chief, Family Court Unit, Department of Justice
James Adkins, Chief Prosecutor, Sussex County
Janice Tigani, Civil Division, Department of Justice
Margaret Neal
Ann DelNegro, Violent Crimes Compensation Board
John Humphrey, Child Advocacy Center
Joseph Dell'Olio, Child Inc.
Richard Donges, Children's Trust Fund
The Honorable Vincent Poppiti, Chief Judge, Family Court
Lynn Shreve, CASA Program, Family Court Administration
Karen Cecchett, Department of Justice
Carol Herring
Kathryn Way, Director, Division of Family Services, Department of Services for
Children, Youth, and Their Families
Sgt. John Slank, State Police, representing Delaware's Police Chief Council
Lori Sitler, Department of Justice
Ronald A. Meade, Department of Public Instruction
Reverend Dr. Christopher Bullock, Eighth Street Baptist Church
Kim Hoey
Sandra J. Coveleski
Laurel Braunstein, Department of Justice
Dr. Julian Taplan, Director, Division of Child Mental Health, Department of
Services for Children, Youth, and Their Families
Dr. Nidia Yanez

Juvenile Victims and Their Perpetrators

Preface

The information contained in this report was generated by a request of the Attorney General's Task Force on Child Victims to the Statistical Analysis Center. The Task Force was convened in October, 1996, to find ways for those who provide services in Delaware to better identify, assess the risk to, and provide intervention and treatment services for children who are victims of crime.

The information we requested, we felt, would assist us in a determination of the extent of the victimization of children in Delaware, and the nature of that victimization.

We wish to extend our sincere appreciation to Jack O'Connell and the staff of the Statistical Analysis Center for their effort to compile and analyze the data available to them to assist us in our efforts.

M. Jane Brady
Attorney General
Delaware

Juvenile Victims and Their Perpetrators

Summary

Expanding on the Center's prior crime victimization studies, this report focuses on details of juvenile victims of crime. In 1994 we reported, for the first time, that most forcible rapes involve children as victims. This revelation -- that such a high proportion of sexually assaulted victims are juveniles -- verified the shift that the police and prosecutors had been reporting.

New laws and procedural changes for reporting, investigation, and prosecution are some of the causes for the reported shift toward younger crime victims. In the past, many sexual assaults against children went unrecognized, unreported, or, if reported, were most likely to be viewed as psychological problems. Today with improved programs and procedures, sexual victimization of children is more likely to be identified and handled as a criminal case. Consequently today, Delaware's reported forcible rape rate is one of the highest in the nation. This is most likely an artifact of the improved and more aggressive criminal justice procedures.

This study, which was conducted at the request of the Attorney General's Task Force on Child Victims, takes a closer look at other crimes against children. Not only are victimizations examined relating to the "normally studied crimes," such as homicide, sexual assault, and assault, but the study also expands into new areas such as robbery, kidnapping, theft, harassment and social welfare victimization. This study provides first time information relating to the demographic profile of victimized children and their perpetrators. In 1995, there were 3,444 incidents where juveniles were victimized for these crimes.

Older rather than younger children are more likely to be victims of crime. At the low end of involvement, 5.7 percent of the incidents involve newborns to two year olds; at the high end of involvement, 41.3 percent of the incidents involve 15 to 17 year olds. Although very young children are less likely to be a victim of crime, the raw numbers are still eye-opening when it is realized that for the crimes we studied in one year there were 198 crime victims in Delaware between newborn and two years old, and 450 total crime victims 5 years old and less.

The age of the perpetrators vary significantly when the age of the child is taken into account. For the newborn to two year old group, over 95 percent

Juvenile Victims and Their Perpetrators

Summary

of the perpetrators are adults. Children between 9 and 11 are just about as likely to be victimized by an adult as another juvenile (usually an older juvenile). For victims in the 15 to 17 year old age group, youth are victimized 54 percent of the time by adults, 39 percent of the time by peers (i.e., juveniles their own age), and 7 percent of the time by younger juveniles.

Victimization is also examined by gender relationships. Males account for 76 percent and women account for 24 percent of the arrestees from juvenile victim cases. Although the statistics are lopsided in terms of males victimizing juveniles, males are somewhat more likely to victimize males than females, and females are far more likely to victimize females than males. Female victimization of males accounts for only 8 percent of the total number of cases. Male victims of female perpetrators are younger than the average victim: less than 9 years old.

Gender involvement varies significantly by type of crime. Males are more likely to victimize children in crimes of sexual assault and robbery, while women are more likely to victimize children in crimes related to the welfare of the child, harassment and misdemeanor assault.

The type of information provided in this preface is presented for total victimization as well as for each of the ten different types of crime included in the study. Not only does this study allow us to begin understanding the age and gender characteristics of perpetrators and their juvenile victims; it is also a step in changing the focus of crime research.

Traditionally, most crime analysis focuses only the criminal. This study broadens the perspective of crime by looking at crime as a social event involving the criminal, the crime act, and the person being harmed. Vulnerability is a key aspect highlighted by this study in that we analyze crime inflicted on some of the weakest victims. Policy analysis related to this type of information will change how we view and approach criminal events in the future.

Jack O'Connell
Director

Juvenile Victims and Their Perpetrators

Introduction

This study focuses on juvenile victims in Delaware and the people who victimize them. This study was prepared at the request of the Attorney General's Taskforce on Child Victims. The taskforce is especially interested in improving the understanding of juvenile criminal victimization, examining how the legal system (both civil and criminal) and public and private social service agencies deal with these cases. The taskforce believed that to be productive that it was important to be informed by a good baseline of data to assess the number and types of victims, the crimes they suffered, and the different types of perpetrators.

To this end, the Delaware Statistical Analysis Center built a database using the Criminal Justice Information System (CJIS) that includes all individuals identified in 1995 that were juvenile victims of crime where there was a known perpetrator. Arrest events were used as the source of data.

The report examines juvenile victims for ten types of crime as well as a summary of all crime studied. The ten types of crime are "general categories"

built from 48 specific Delaware criminal statutes (See the following page for a full listing).

Gender, age, the type of crime, and victim-perpetrator status are the variables used in this study. For each of the ten crime types, the following information is provided:

- Finding Highlights
- The Distribution of the Number of Juvenile Victims by Age
- A Comparison of the Percent by Gender that are Victims or Perpetrators
- An Analysis of Age Relationships Between Perpetrators and Victims
- An Analysis of Gender Pairing Showing the Relationship Between Males and Females

Juvenile Victims and Their Perpetrators

Introduction

<i>Crime Type</i>	<i>Statutes Included in Crime Type</i>
Total Selected Crime	All Crimes listed below
Felony Assault	Reckless Endangering 1 st , Assault 1 st and 2 nd , Vehicular Assault 1 st , Aggravated Act of Intimidation
Misdemeanor Assault	Offensive Touching, Menacing, Reckless Endangering 2 nd , Assault 3 rd , Terroristic Threatening, Vehicular Assault 2 nd
Harassment	Harassment, Aggravated Harassment, Stalking
Homicide	Negligent Homicide, Manslaughter, Murder 1 st and 2 nd
Kidnapping	Unlawful Imprisonment 1 st and 2 nd , Kidnapping 1 st , Kidnapping 2 nd , Interference with Custody
Robbery	Robbery 1 st , Robbery 2 nd
Felony Sexual Assault	Unlawful Sexual Contact 1 st , 2 nd , Unlawful Sexual Penetration 1 st , 2 nd , and 3 rd , Unlawful Sexual Intercourse 1 st , 2 nd , and 3 rd , Continuous Sexual Abuse of a Child, Sexual Exploitation of a Child
Misdemeanor Sexual Assault	Sexual Harassment, Indecent Exposure, Incest, Unlawful Sexual Contact 3 rd , Obscenity
Theft	Theft, Extortion
Welfare	Abandonment of Children, Endangering the Welfare of a Child, Unlawful Dealing with a Child, Endangering Children

Juvenile Victims and Their Perpetrators

Introduction

The following tables are in order from highest to lowest percentage of gender in each category:

<i>Percent of Male Victims by crime type</i>		<i>Percent of Female Victims by crime type</i>	
	Percent		Percent
Homicide	84.6	Misdemeanor Sexual Assault	86.4
Robbery	82.7	Felony Sexual Assault	84.7
Theft	76.6	Harassment	73.0
Felony Assault	71.3	Kidnapping	66.7
Misdemeanor Assault	53.8	Welfare	47.2
Welfare	52.8	Misdemeanor Assault	46.2
Kidnapping	33.3	Felony Assault	28.7
Harassment	27.0	Theft	23.4
Felony Sexual Assault	15.3	Robbery	17.3
Misdemeanor Sexual Assault	13.6	Homicide	15.4

<i>Percent of Male Perpetrators by crime type</i>		<i>Percent of Female Perpetrators by crime type</i>	
	Percent		Percent
Felony Sexual Assault	97.4	Welfare	51.0
Robbery	94.9	Harassment	36.5
Misdemeanor Sexual Assault	94.4	Misdemeanor Assault	25.0
Theft	88.0	Felony Assault	19.3
Homicide	84.6	Kidnapping	16.7
Kidnap	83.3	Homicide	15.4
Felony Assault	80.7	Theft	12.0
Misdemeanor Assault	75.0	Misdemeanor Sexual Assault	5.6
Harassment	63.5	Robbery	5.1
Welfare	49.0	Felony Sexual Assault	2.6

- *Perpetrator Age*

Felony Sexual Assault perpetrators had the highest average age of perpetrators at 28.5 years of age. Theft perpetrators had the lowest average age at 15.0 years of age.

- *Victim Age*

Harassment juvenile victims had the highest average age at 14.8 years of age. Welfare (such as abandonment) juvenile victims had the lowest average age at 7.8 years of age.

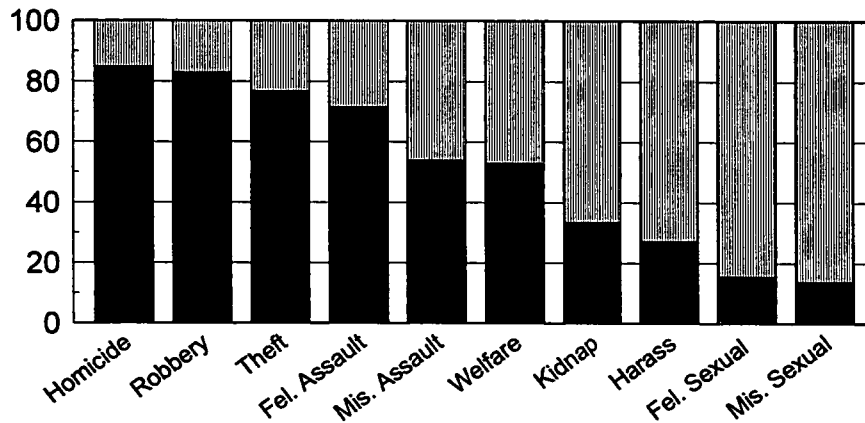
Juvenile Victims and Their Perpetrators

Introduction

Gender Proportion of Victims

By Crime Category

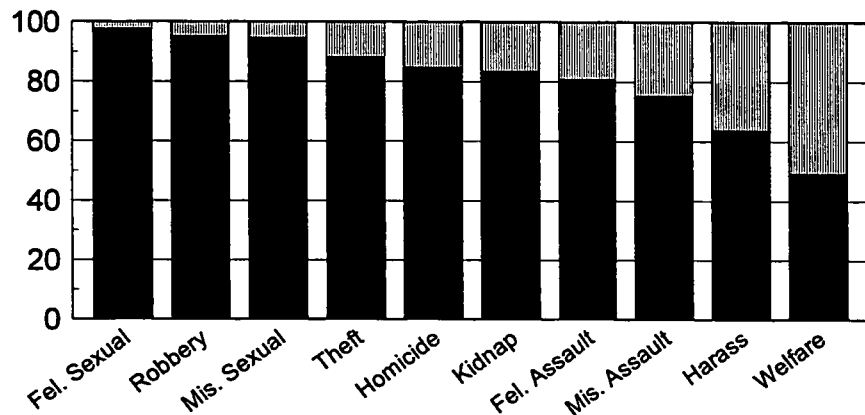
■ Male ■ Female



Gender Proportion of Perpetrators

By Crime Category

■ Male ■ Female



Juvenile Victims and Their Perpetrators

Total Selected Crime

Total Selected Crime includes all the crime categories which make up this report: Felony Assault, Misdemeanor Assault, Harassment, Homicide, Kidnapping, Robbery, Felony Sexual Assault, Misdemeanor Sexual Assault, Theft, and Welfare (e.g., abandonment of children) Crimes. There are a total of 3,444 crime incidents for selected crimes involving juvenile victims in 1995.

Juvenile Victims

- The 15-17 age group is the most victimized age group overall, victimized in 41 percent of incidents.
- Victims tend to be youngest when the perpetrator is female and the victim is male.
- Of the 198 incidents when children 0-2 are victimized, 60 percent of those are welfare incidents, and another 27 percent are misdemeanor assault.

Perpetrators of Juvenile Victims

- The age group with the most perpetrators against juveniles is the 15-17 group, arrested in 24 percent of the incidents.
- Males (juveniles and adults) make up over three-quarters of the perpetrators, while making up just half of the juvenile victims.
- 41.3 percent of perpetrators are juveniles.

Victim and Perpetrator Demographic Comparisons

- The most common scenario for total selected crime is that males victimize other males.
- Perpetrators and victims are in the same age group in 7.6 percent of cases.
- Perpetrators are more likely to be juveniles when both the victim and offender are of the same sex. When males victimize other males, over half (54 percent) of arrestees are juvenile; when females victimize other females, 43 percent of arrestees are juvenile. When males victimize females, and when females victimized males, only 29 percent and 23 percent respectively are juvenile arrestees.

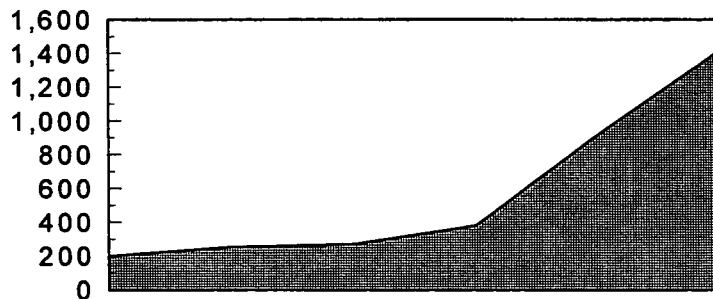
Juvenile Victims and Their Perpetrators

Total Selected Crime

Older juveniles are more frequently victims of crime than younger juveniles.

Total Selected Crime

Victims by Age

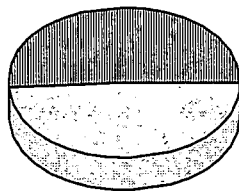


	0-2	3-5	6-8	9-11	12-14	15-17
Number	198	252	269	380	922	1,423

Juvenile males and females are almost equally victimized, but males are more likely to be perpetrators.

Total Selected Crime
Juvenile Victims

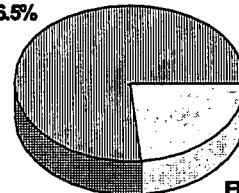
MALE 51.1%



FEMALE 48.9%

Total Selected Crime
Juvenile and Adult Arrestees

MALE 76.5%



FEMALE 23.5%

Excludes a total of 5 unknown cases.

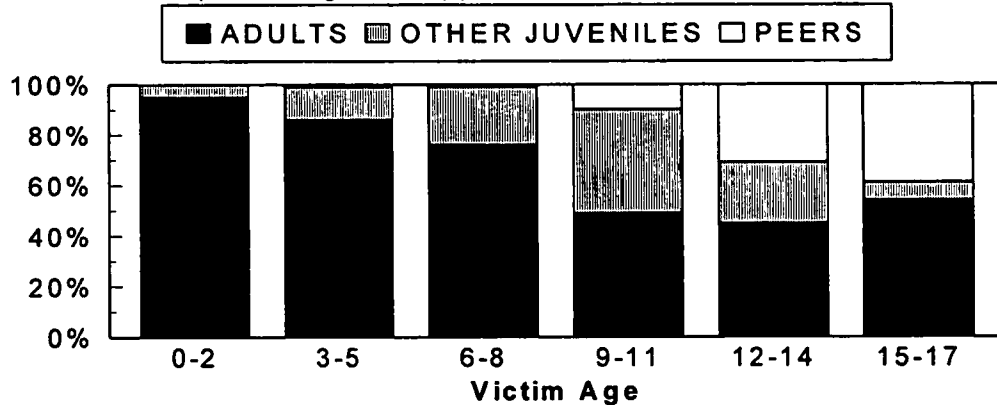
Juvenile Victims and Their Perpetrators

Total Selected Crime

- *Child victims ages 0-2 are nearly always victimized by adults*
- *Child victims ages 9-11 are victimized by peers and older juveniles in about half of the cases*
- *Older juvenile victims are more likely to be victimized by peers than younger victims*

TOTAL SELECTED CRIMES

Percent of Offenders that are Adults,
Peers (Same Age Group), and Other Juvenile Age Groups



Shaded cells in the table below indicate victims and perpetrators in the same age group.

ARRESTEE AGE	JUVENILE VICTIM AGE						Total
	0-2	3-5	6-8	9-11	12-14	15-17	
6-8	1		3	1			5
9-11		5	15	38	17	2	77
12-14	3	18	24	74	285	95	499
15-17	6	11	20	44	201	560	842
Juvenile Total	9	29	44	118	486	655	1423
18-19	17	3	9	8	62	262	361
20-24	56	57	31	22	78	167	411
25-29	41	46	48	38	36	63	272
30-34	34	56	52	81	73	66	362
35-39	21	36	39	39	89	110	334
40-49	18	14	18	25	61	64	200
50-59	1	4	2	4	12	25	48
60Plus		2	8	6	8	9	33
Adult Total	188	218	207	223	419	766	2021
Total	198	252	269	380	922	1,423	3,444


Juvenile Victims and Their Perpetrators

Total Selected Crime

*Males are more likely to victimize males;
females are more likely to victimize females.*

Gender Pairings: Offender to Victim

Total Selected Crime



- Male/Male = Male Arrestee with a Male Victim
- Male/Female = Male Arrestee with a Female Victim
- Female/Male = Female Arrestee with a Male Victim
- Female/Female = Female Arrestee with a Female Victim

Victims are youngest on average when females victimize males; the average age of victims and offenders are closest when males victimize other males.

Total Selected Crime: Juvenile Victim Summary

ARRESTEE	VICTIM	% OF CASES	ARRESTEE: AVG. AGE	VICTIM: AVG. AGE	% JUVENILE ARRESTEES	% BOTH IN SAME AGE GROUP
MALE	MALE	43%	21.3	12.9	53.8%	8.1%
MALE	FEMALE	33%	25.9	12.2	29.0%	12.5%
FEMALE	MALE	8%	26.7	8.7	22.3%	2.2%
FEMALE	FEMALE	16%	23.3	11.8	43.0%	6.4%

* Five Unknown Cases

Juvenile Victims and Their Perpetrators

Felony Assault

Felony Assault includes Reckless Endangering 1st, Assault 1st and 2nd, Vehicular Assault 1st, and Aggravated Act of Intimidation. There are 301 crime incidents with juvenile victims 1995.

Juvenile Victims

- The 15-17 age group is the most victimized among the juvenile victims of felony assault, victimized in nearly half (49 percent) of the incidents.
- Males are the victims in 71 percent of juvenile cases of felony assault.

Perpetrators of Juvenile Victims

- The age group with the most perpetrators against juveniles is the 15-17 group, arrested in 29 percent of the incidents.
- Arrestees are approximately 50 percent likely to be juveniles if the cases have victims and offenders of the same gender. If there is a male arrestee with a female victim, or vice versa, arrestees are only juveniles in less than 30 percent of cases.
- 42.8 percent of perpetrators are juveniles.

Victim and Perpetrator Demographic Comparisons

- For felony assaults, the most common scenario is that males victimize other males.
- For victims ages 5 and under, only adults 18 and over accounted for the perpetrators; for victims 12 and over, most perpetrators are within the nearest age groups.
- Perpetrators and victims are in the same age group in 7.6 percent of cases.
- The largest age gap occurs between perpetrators and victims when the perpetrator is female and the victim is male, with a 15.8 year average age difference. The least age gap occurs when both the victim and perpetrator were male, with an 8.3 year difference.

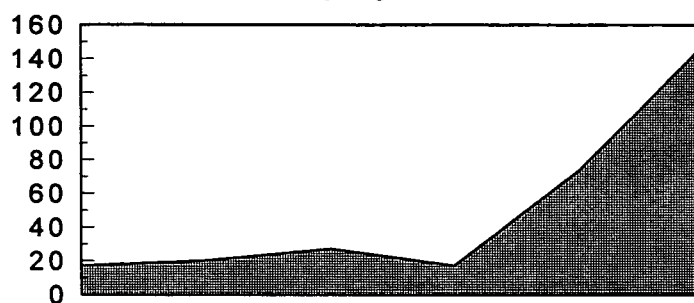
Juvenile Victims and Their Perpetrators

Felony Assault

The number of felony assaults greatly increases for juveniles at age 12.

Felony Assault

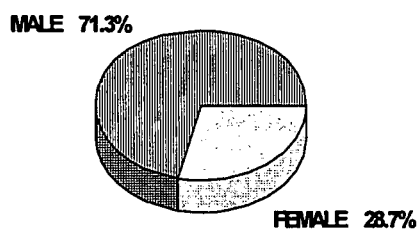
Victims by Age



	0-2	3-5	6-8	9-11	12-14	15-17
Number	17	20	27	17	73	147

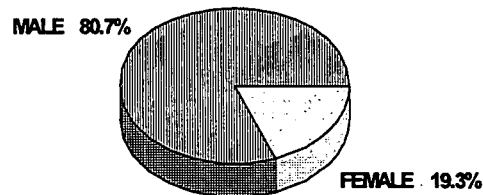
Males make up the majority for both victims and perpetrators of felony assault.

Felony Assault
Juvenile Victims



Excludes one unknown case.

Felony Assault
Juvenile and Adult Arrestees



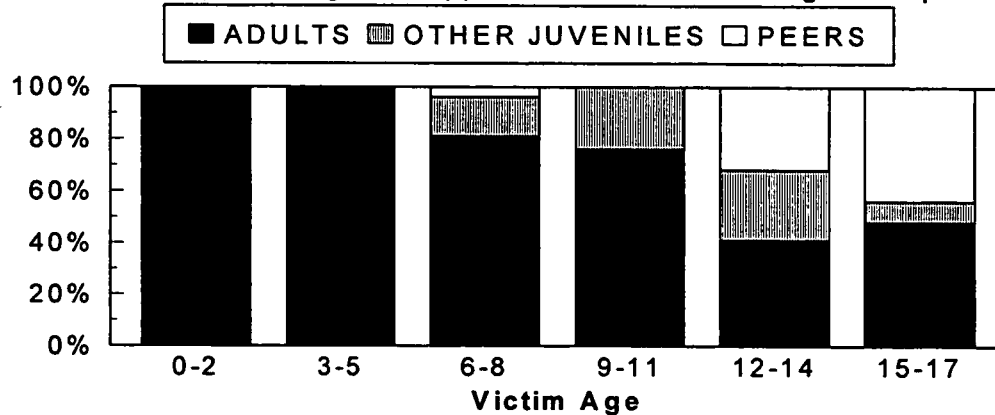
Juvenile Victims and Their Perpetrators

Felony Assault

- For child victims under 6, all offenders are adults.
- For child victims between 6 and 11, over three-quarters of offenders are adults.
- For child victims over 11, less than half of offenders are adults.

FELONY ASSAULT

Percent of Offenders that are Adults,
Peers (Same Age Group), and Other Juvenile Age Groups



Shaded cells in the table below indicate victims and perpetrators in the same age group.


ARRESTEE AGE	JUVENILE VICTIM AGE						Total
	0-2	3-5	6-8	9-11	12-14	15-17	
6-8			1	1			2
9-11			1		1		2
12-14			2	2	23	12	39
15-17			1	1	19	65	86
Juvenile Total	0	0	5	4	43	77	129
18-19	2				4	31	37
20-24	7	5	5	3	3	16	39
25-29	3	3	5	1	3	3	18
30-34	4	3	4	6	5	2	24
35-39		6	7	2	8	7	30
40-49	1	2	1	1	6	7	18
50-59		1				2	3
60Plus					1	2	3
Adult Total	17	20	22	13	30	70	172
Total	17	20	27	17	73	147	301

Juvenile Victims and Their Perpetrators

Felony Assault

Sixty-three percent of felony assault cases for juvenile victims involve males victimizing males.

Gender Pairings: Offender to Victim
Felony Assault



Victims and offenders are most likely to be in the same age group if a male victimizes a juvenile female.

Felony Assault: Juvenile Victim Summary

ARRESTEE	VICTIM	% OF CASES	ARRESTEE: AVG. AGE	VICTIM: AVG. AGE	% JUVENILE ARRESTEES	% BOTH IN SAME AGE GROUP
MALE	MALE	63%	21.7	13.4	48.4%	8.9%
MALE	FEMALE	17%	25.9	11.3	25.0%	9.6%
FEMALE	MALE	8%	25.7	9.9	29.2%	0.0%
FEMALE	FEMALE	11%	24.4	12.9	50.0%	2.9%

* One Unknown Case

Juvenile Victims and Their Perpetrators

Misdemeanor Assault

Misdemeanor Assault includes Offensive Touching, Menacing, Reckless Endangering 2nd, Assault 3rd, Terroristic Threatening and Vehicular Assault 2nd. There are a total of 1,661 crime incidents in 1995. Males make up 54 percent of the juvenile victims, but 75 percent of the perpetrators.

Juvenile Victims

- The 15-17 age group is the most victimized among the juvenile victims of felony assault, victimized in nearly half (49 percent) of the incidents.
- Children in the 0-2, 3-5, and 6-8 age groups are mostly victimized by adults; the 12-14 and 15-17 age groups are victimized more frequently by other juveniles and young adults in similar age groups.

Perpetrators of Juvenile Victims

- The age group with the most perpetrators against juveniles is the 15-17 group, arrested in 30 percent of incidents.
- 48.6 percent of perpetrators are juveniles
- Arrestees are most likely to be juvenile if both the victim and arrestee are males (58 percent). In all the other categories, about one-third of the arrestees are juvenile.

Victim and Perpetrator Demographic Comparisons

- Perpetrators and victims are in the same age group in 8.0 percent of cases
- For misdemeanor assaults, the most common scenario is that males victimize other males.
- The largest age gap occurs between perpetrators and victims when the perpetrator is female and the victim is male, with an 15.2 year average age difference. The least age difference is when both the victim and perpetrator are female, with a 7.1 year difference.

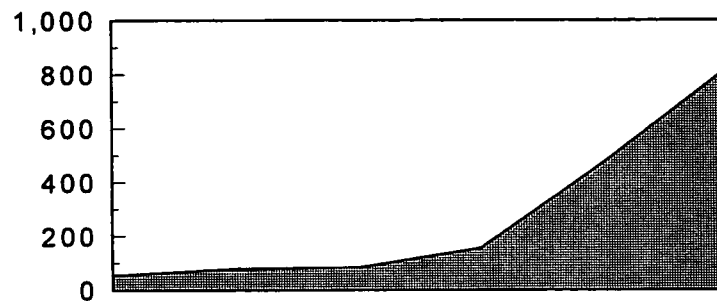
Juvenile Victims and Their Perpetrators

Misdemeanor Assault

Approximately half of the juvenile victims of misdemeanor assault are between the ages of 15 and 17. There is a higher number of victims under 3 in misdemeanor assault than in any other category besides welfare.

Misdemeanor Assault

Victims by Age

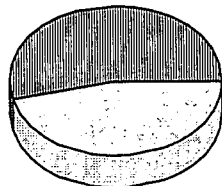


	0-2	3-5	6-8	9-11	12-14	15-17
Number	53	77	82	155	474	820

Approximately half of juvenile victims of misdemeanor assault are males; three-quarters of offenders are male.

Misdemeanor Assault
Juvenile Victims

MALE 53.8%

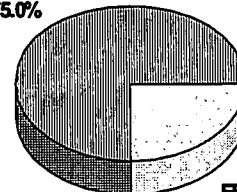


FEMALE 46.2%

Excludes 2 unknown cases.

Misdemeanor Assault
Juvenile and Adult Arrestees

MALE 75.0%



FEMALE 25.0%

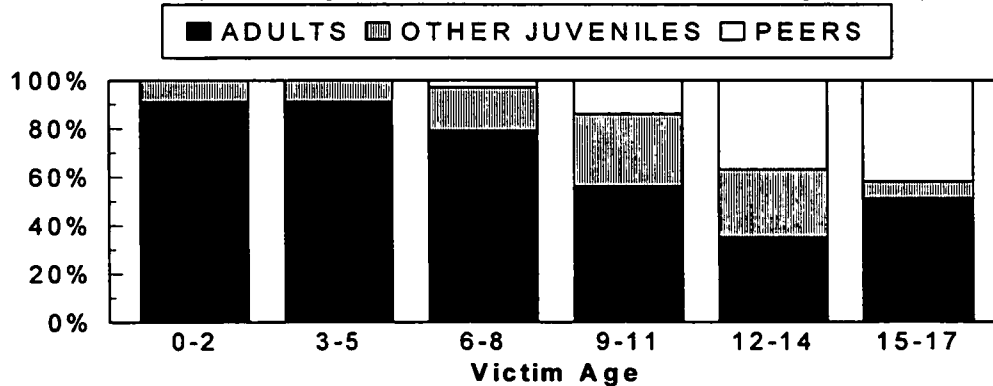
Juvenile Victims and Their Perpetrators

Misdemeanor Assault

- *Child victims 5 and under are victimized by adults approximately 90 percent of the time.*
- *Child victims ages 6 - 11 are victimized by adults a majority of the time, but more older juveniles and some peers are getting involved.*
- *Juvenile victims 12 and older are victimized by peers and other juveniles the majority of the time.*

MISDEMEANOR ASSAULT

Percent of Offenders that are Adults,
Peers (Same Age Group), and Other Juvenile Age Groups



Shaded cells in the table below indicate victims and perpetrators in the same age group.

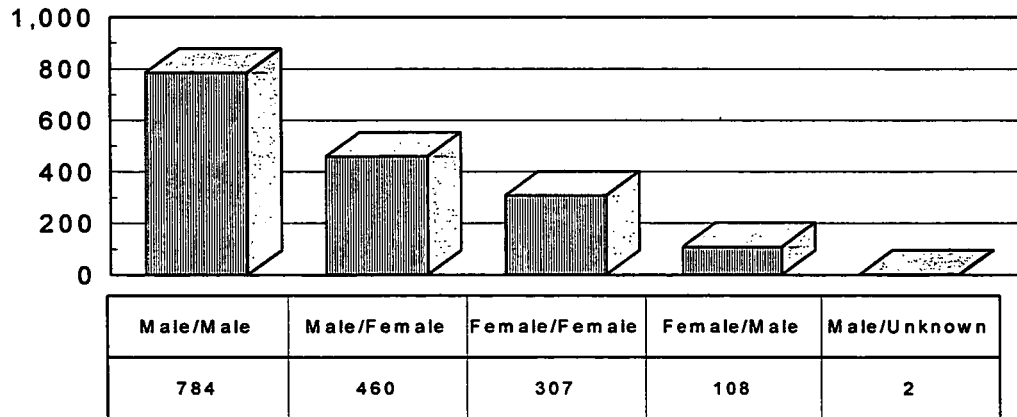
ARRESTEE AGE	JUVENILE VICTIM AGE						Total
	0-2	3-5	6-8	9-11	12-14	15-17	
6-8	1		2				3
9-11		1	7	22	11	2	43
12-14	2	2	2	27	172	56	261
15-17	2	4	6	19	123	346	500
Juvenile Total	5	7	17	68	306	404	807
18-19	4	2	4	5	24	140	179
20-24	15	17	8	6	18	86	150
25-29	9	13	15	13	18	35	103
30-34	7	20	17	35	38	40	157
35-39	10	13	13	14	37	63	150
40-49	3	4	7	10	23	37	84
50-59			1	2	5	12	20
60Plus		1		2	5	3	11
Adult Total	48	70	65	87	168	416	854
Total	53	77	82	155	474	820	1,661

Juvenile Victims and Their Perpetrators

Misdemeanor Assault

Perpetrators victimized juveniles of their own gender in over 65 percent of cases.

Gender Pairings: Offender to Victim
Misdemeanor Assault



- Male/Male = Male Arrestee with a Male Victim
- Male/Female = Male Arrestee with a Female Victim
- Female/Male = Female Arrestee with a Male Victim
- Female/Female = Female Arrestee with a Female Victim

The largest age gap occurs when females victimize males; the least age gap occurs when females victimized other females.

Misdemeanor Assault: Juvenile Victim Summary

ARRESTEE	VICTIM	% OF CASES	ARRESTEE: AVG. AGE	VICTIM: AVG. AGE	% JUVENILE ARRESTEES	% BOTH IN SAME AGE GROUP
MALE	MALE	47%	21.0	13.3	58.2%	6.4%
MALE	FEMALE	28%	25.0	13.1	31.1%	12.2%
FEMALE	MALE	7%	25.8	10.6	34.3%	3.7%
FEMALE	FEMALE	19%	21.0	13.9	34.9%	7.5%

* Two Unknown Cases

Juvenile Victims and Their Perpetrators

Harassment

The *Harassment* crime category includes Harassment, Aggravated Harassment, and Stalking. There are a total of 74 such crime incidents.

Juvenile Victims

- Juvenile females are victims of harassment more frequently than juvenile males.
- The 15-17 age group is the most victimized among the juvenile victims of harassment, victimized in 61 percent of juvenile incidents.
- Less than 10 percent of victims are under the age of 12.

Perpetrators of Juvenile Victims

- Males are arrested the majority of the time; however, females are arrested more (36.5 percent) in this category than any other crime category except welfare.
- The age group with the most perpetrators against juveniles is the 15-17 group, arrested in 34 percent of the incidents.
- 47.3 percent of perpetrators are juveniles.

Victim and Perpetrator Demographic Comparisons

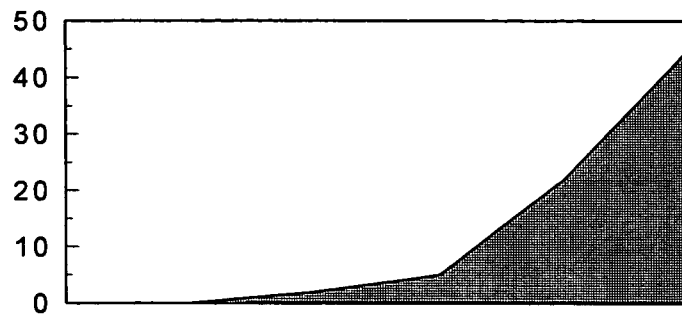
- For harassment, the most common scenario is that males victimize females.
- Perpetrators and victims are in the same age group in 20.3 percent of cases.
- The largest age gap occurs between perpetrators and victims when the perpetrator is female and the victim is male, with a nine year average age difference. The least age gap occurs when both are female, with an average of 5.6 years difference.

Juvenile Victims and Their Perpetrators

Harassment

There are very few child victims of harassment under the age of 12.

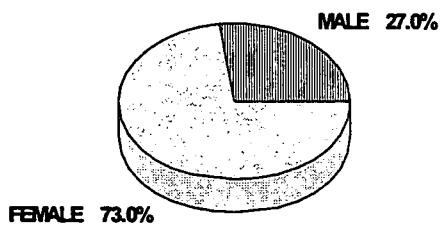
Harassment
Victims by Age



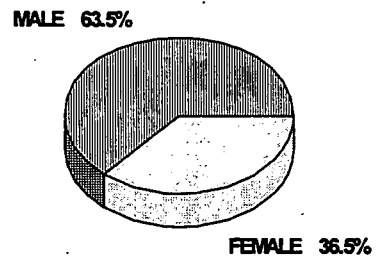
	0-2	3-5	6-8	9-11	12-14	15-17
Number	0	0	2	5	22	45

The majority of victims are female, but the majority of arrestees are male.

Harassment
Juvenile Victims



Harassment
Juvenile and Adult Arrestees



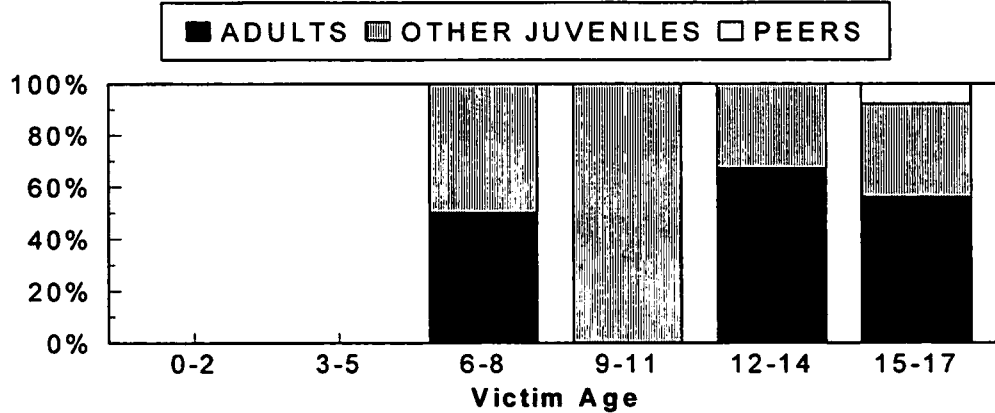
Juvenile Victims and Their Perpetrators

Harassment

- *In 1995 there were no child victims of harassment under the age of 6.*
- *For child victims between the ages of 6 and 12, older juveniles are more of a threat than adult perpetrators.*
- *For juvenile victims 12 and older, adults were the perpetrators in the majority of cases.*

HARASSMENT

Percent of Offenders that are Adults,
Peers (Same Age Group), and Other Juvenile Age Groups



Shaded cells in the table below indicate victims and perpetrators in the same age group.

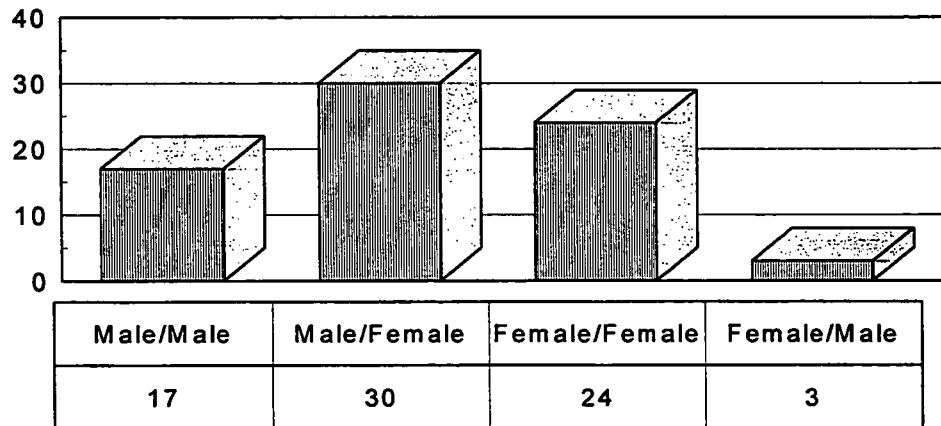
ARRESTEE AGE	JUVENILE VICTIM AGE				Total
	6-8	9-11	12-14	15-17	
9-11	1	2	3	4	10
12-14			3	4	7
15-17		3	6	16	25
Juvenile Total	1	5	9	20	35
18-19			1	7	8
20-24	1		3	11	15
25-29			1	3	4
30-34			4	2	6
35-39			1	2	3
40-49			1		1
50-59			1		1
60 Plus			1		1
Adult Total	1	0	13	25	39
Total	2	5	22	45	74

Juvenile Victims and Their Perpetrators

Harassment

Both males and females are more likely to victimize females than males.

Gender Pairings: Offender to Victim
Harassment



- Male/Male = Male Arrestee with a Male Victim
- Male/Female = Male Arrestee with a Female Victim
- Female/Male = Female Arrestee with a Male Victim
- Female/Female = Female Arrestee with a Female Victim

The average age of victims and offenders tend to be closer if they are the same gender.

Harassment: Juvenile Victim Summary

ARRESTEE	VICTIM	% OF CASES	ARRESTEE: AVG. AGE	VICTIM: AVG. AGE	% JUVENILE ARRESTEES	% BOTH IN SAME AGE GROUP
MALE	MALE	23%	20.7	14.3	47.1%	23.5%
MALE	FEMALE	41%	21.9	14.6	43.3%	23.3%
FEMALE	MALE	4%	21.0	12.0	33.3%	33.3%
FEMALE	FEMALE	32%	21.3	15.7	54.2%	12.5%

Juvenile Victims and Their Perpetrators

Homicide

Homicide includes Criminally Negligent Homicide, Manslaughter, and Murder 1st and 2nd. There are 13 crime incidents in 1995 involving juvenile victims.

Juvenile Victims

- The 15-17 age group is also the most victimized among the juvenile victims of homicide, victimized in 38 percent of the incidents.
- Males are the victims and perpetrators in the majority of cases.

Perpetrators of Juvenile Victims

- The age group with the most perpetrators against juveniles is the 15-17 group, arrested in 38 percent of the incidents.
- Victims 9 and over are victimized by similar age groups. Victims under 5 are victimized by adult arrestees in all but one case.
- 38.5 percent of perpetrators are juveniles.

Victim and Perpetrator Demographic Comparisons

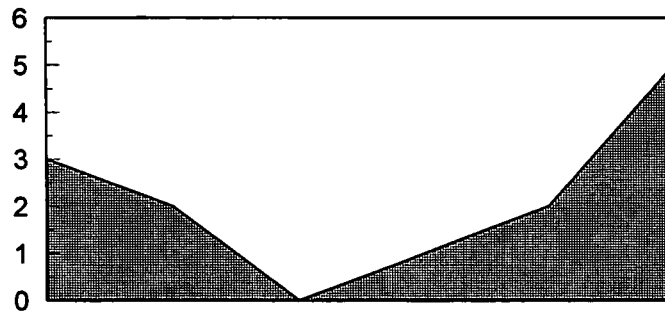
- For homicide, the most common scenario is that males victimize other males.
- Perpetrators and victims are in the same age group in 23.1 percent of cases. For homicides, the most common scenario is that males victimize other males.
- When males murder juvenile females, half of the arrestees are juveniles. When males murder males, slightly less arrestees (44 percent) are juveniles.
- Only two cases occurred with a female perpetrator and a male victim; this made up the largest age gap, with a twenty-three year average age difference. When males victimize females, there is almost no age difference.

Juvenile Victims and Their Perpetrators

Homicide

Juvenile victims tend to be either very young (infants or toddlers) or older teenagers.

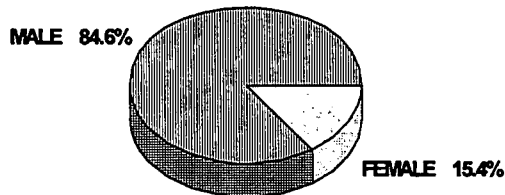
Homicide
Victims by Age



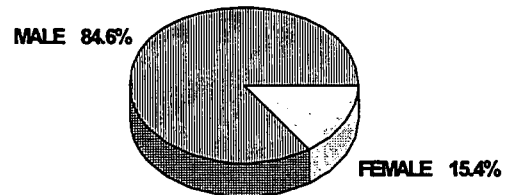
	0-2	3-5	6-8	9-11	12-14	15-17
Number	3	2	0	1	2	5

Juvenile males were more likely to be victims than juvenile females; males (juveniles or adults) were equally likely to be perpetrators.

Homicide
Juvenile Victims



Homicide
Juvenile and Adult Arrestees



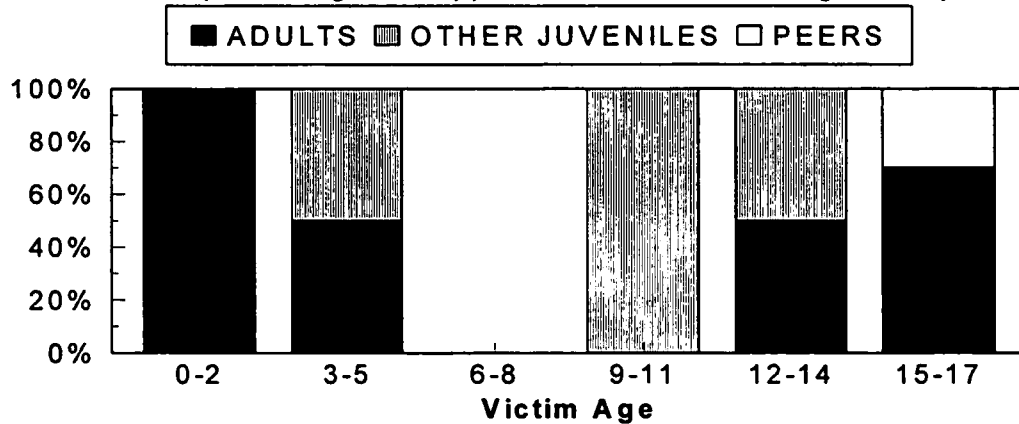
Juvenile Victims and Their Perpetrators

Homicide

- *Child victims ages 0-2 are nearly always victimized by adults*
- *Child victims ages 3-14 were victimized by adults or older juveniles*
- *Juvenile victims ages 15 and over were victimized by adults or peers*

HOMICIDE

Percent of Offenders that are Adults,
Peers (Same Age Group), and Other Juvenile Age Groups



Shaded cells in the table below indicate victims and perpetrators in the same age group.

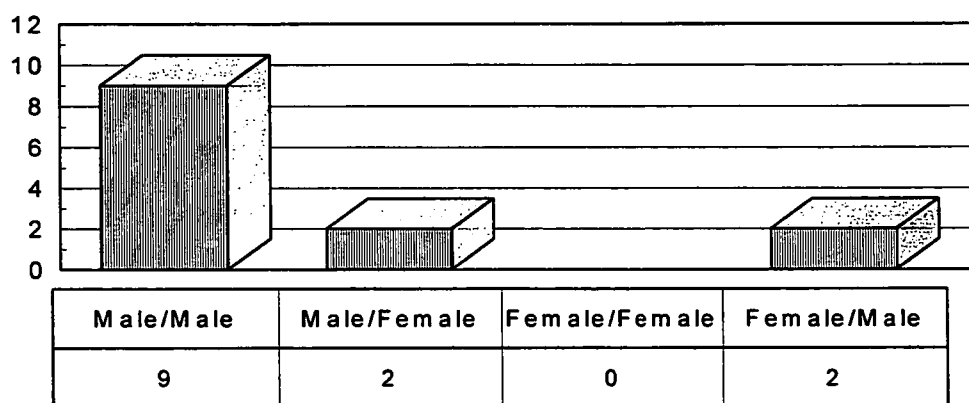
ARRESTEE AGE	JUVENILE VICTIM AGE					Total
	0-2	3-5	9-11	12-14	15-17	
15-17		1	1	1	2	5
Juvenile Total	0	1	1	1	2	5
18-19	1			1	2	4
20-24	1				1	2
30-34		1				1
40-49	1					1
Adult Total	3	1	0	1	3	8
Total	3	2	1	2	5	13

Juvenile Victims and Their Perpetrators

Homicide

*Males tend to victimize other males;
females tend to victimize males.*

Gender Pairings: Offender to Victim
Homicide



- Male/Male = Male Arrestee with a Male Victim
- Male/Female = Male Arrestee with a Female Victim
- Female/Male = Female Arrestee with a Male Victim
- Female/Female = Female Arrestee with a Female Victim

*Victims tend to be toddlers when females are the perpetrators;
victims are at the older end of the spectrum when males victimize females.*

Homicide: Juvenile Victim Summary

ARRESTEE	VICTIM	% OF CASES	ARRESTEE: AVG. AGE	VICTIM: AVG. AGE	% JUVENILE ARRESTEES	% BOTH IN SAME AGE GROUP
MALE	MALE	69%	21.3	10.2	44.4%	33.3%
MALE	FEMALE	15%	17.5	17.0	50.0%	0.0%
FEMALE	MALE	15%	25.5	2.5	0.0%	0.0%
FEMALE	FEMALE	0%	N/A	N/A	N/A	N/A

Juvenile Victims and Their Perpetrators

Kidnapping

Kidnapping includes Unlawful Imprisonment 1st and 2nd, Kidnapping 1st and 2nd, and Interference with Custody. There are 60 crime incidents involving juvenile victims in 1995.

Juvenile Victims

- The 15-17 age group is the most victimized among the juvenile victims of kidnapping, victimized in half of the incidents.
- Females are the victims in 67 percent of juvenile cases, but males (adult and juvenile) are arrested in 83 percent of cases.

Perpetrators of Juvenile Victims

- The age group with the most perpetrators against juveniles is the 20-24 group, arrested in 23 percent of the incidents.
- 16.7 percent of perpetrators are juveniles

Victim and Perpetrator Demographic Comparisons

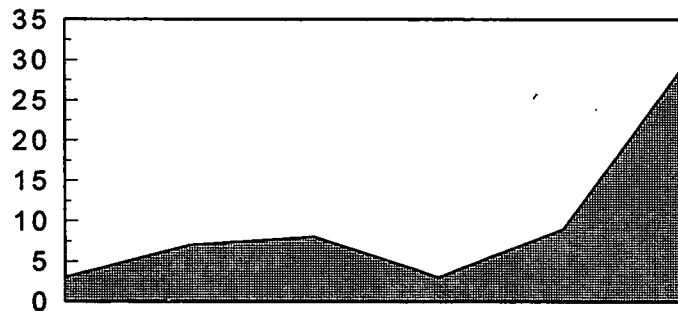
- For kidnapping, the most common scenario is that males victimize females.
- Perpetrators and victims are in the same age group in 16.7 percent of cases
- The largest average age gap between perpetrators and victims occurs when females victimize juvenile males, with a 24.6 year average age difference. When females victimized females, the age difference is 11.8 years, the least average age gap.
- Sixty percent of arrestees are juveniles when the victim and offender are both female; in any other gender combination of victims and offenders, however, only 20 percent or less of arrestees are juveniles.

Juvenile Victims and Their Perpetrators

Kidnapping

Children of all ages are at risk of kidnapping; those ages 15-17, however, are at greatest risk.

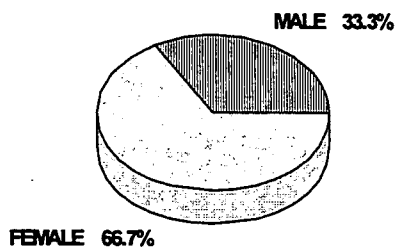
Kidnapping
Victims by Age



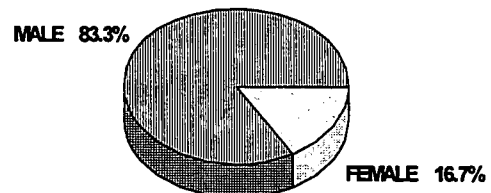
	0-2	3-5	6-8	9-11	12-14	15-17
Number	3	7	8	3	9	30

Females are the victims the majority of the time in juvenile cases, but males are more frequently the perpetrators.

Kidnapping
Juvenile Victims



Kidnapping
Juvenile and Adult Arrestees



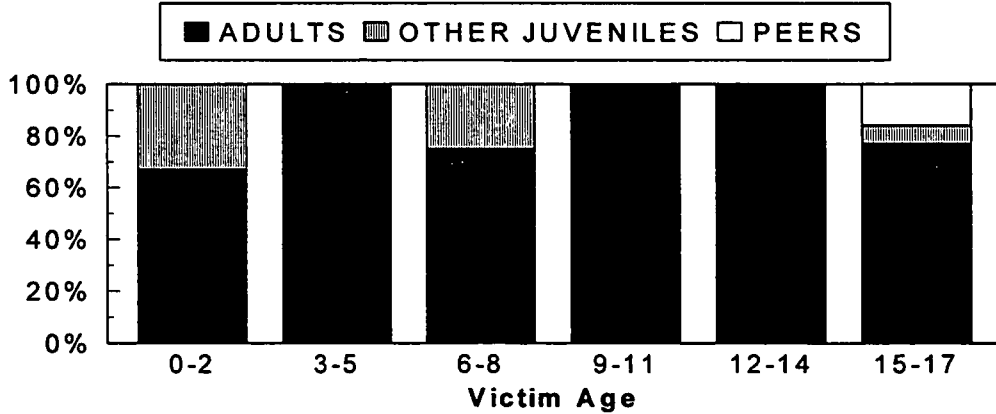
Juvenile Victims and Their Perpetrators

Kidnapping

- For child victims ages 0-2 and 6-8, adults are the perpetrators the majority of the time, but older juveniles are also involved.
- For children 3-5, and 9-14, adults alone are the perpetrators.
- For juvenile victims 15-17, some peers show up as perpetrators, although adults are still the majority of perpetrators.

KIDNAPPING

Percent of Offenders that are Adults,
Peers (Same Age Group), and Other Juvenile Age Groups



Shaded cells in the table below indicate victims and perpetrators in the same age group.

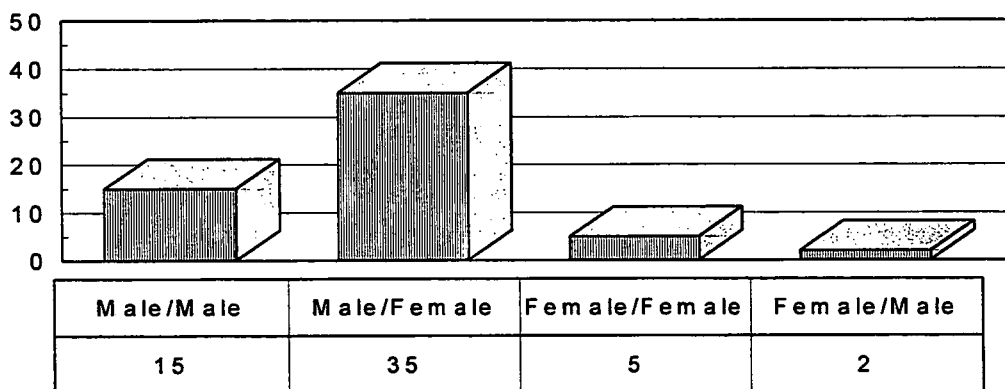
ARRESTEE AGE	JUVENILE VICTIM AGE						Total
	0-2	3-5	6-8	9-11	12-14	15-17	
12-14			1		2		3
15-17	1		1		5		7
Juvenile Total	1	0	2	0	7		10
18-19					3	8	11
20-24		4	2		2	6	14
25-29				2		3	5
30-34	1	2	3	1	2	1	10
35-39		1	1			5	7
40-49	1				1		2
50-59					1		1
Adult Total	2	7	6	3	9	23	50
Total	3	7	8	3	9	30	60

Juvenile Victims and Their Perpetrators

Kidnapping

Both male and female perpetrators are more likely to victimize juvenile females.

Gender Pairings: Offender to Victim
Kidnapping



- Male/Male = Male Arrestee with a Male Victim
- Male/Female = Male Arrestee with a Female Victim
- Female/Male = Female Arrestee with a Male Victim
- Female/Female = Female Arrestee with a Female Victim

The largest average age gap between victims and perpetrators occurs when females victimize males.

Kidnapping: Juvenile Victim Summary

ARRESTEE	VICTIM	% OF CASES	ARRESTEE: AVG. AGE	VICTIM: AVG. AGE	% JUVENILE ARRESTEES	% BOTH IN SAME AGE GROUP
MALE	MALE	25%	25.1	13.3	20.0%	33.3%
MALE	FEMALE	58%	24.8	12.0	8.6%	11.4%
FEMALE	MALE	8%	31.6	7.0	20.0%	0.0%
FEMALE	FEMALE	8%	22.8	11.0	60.0%	20.0%

Juvenile Victims and Their Perpetrators

Robbery

Robbery crimes includes Robbery 1st and 2nd. There are 156 crime incidents with juvenile victims in 1995.

Juvenile Victims

- The 15-17 age group is also the most victimized age group, victimized in 63 percent of juvenile incidents.
- Only 2.5 percent of juvenile victims are under the age of 9.
- Most juvenile victims are male (83 percent),

Perpetrators of Juvenile Victims

- The age group with the most perpetrators against juveniles is the 15-17 group, arrested in 40 percent of the incidents.
- 60.9 percent of perpetrators are juveniles.
- The vast majority of perpetrators are male.

Victim and Perpetrator Demographic Comparisons

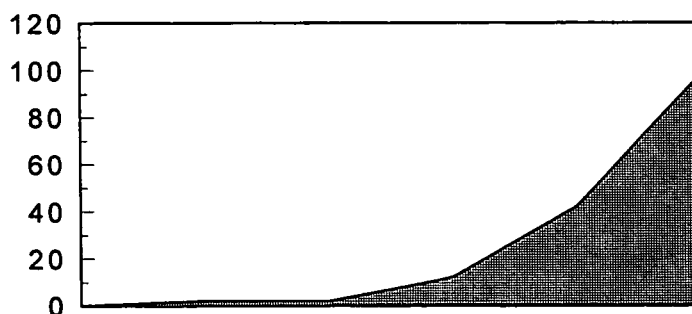
- For robbery, the most common scenario is that males victimize other males.
- Perpetrators and victims are in the same age group in 10.9 percent of cases
- The largest average age gap between perpetrators and victims occurs when males victimize males, with a 2.9 year average age difference. There is virtually no average age difference when females victimize either males or females.
- The majority of arrestees are juveniles, except when males victimize females, in which only 20 percent of arrestees are juvenile. Less than 5 percent of perpetrators are 30 or over; their victims are always in the 15-17 age bracket. For victims ages 12 through 17, most perpetrators tend to be in similar age brackets.

Juvenile Victims and Their Perpetrators

Robbery

Children are infrequently victims of robbery until their teenage years.

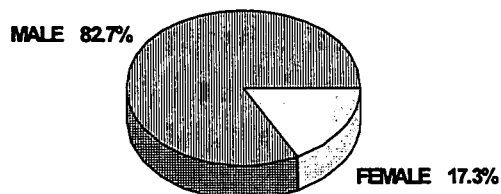
Robbery
Victims by Age




	0-2	3-5	6-8	9-11	12-14	15-17
Number	0	2	2	12	42	98

Males are victims the majority of the time in juvenile cases; males are the perpetrators the vast majority of the time.

Robbery
Juvenile Victims



Robbery
Juvenile and Adult Arrestees



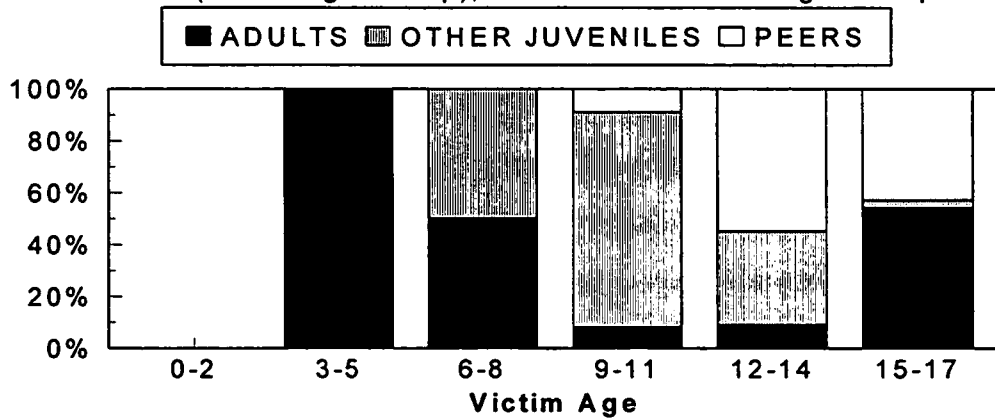
Juvenile Victims and Their Perpetrators

Robbery

- *Children under 9 are unlikely to be victims.*
- *Child victims ages 9-14 are likely to be victimized by peers or older juveniles.*
- *Juvenile victims ages 15-17 are victimized by adults and peers.*

ROBBERY

Percent of Offenders that are Adults,
Peers (Same Age Group), and Other Juvenile Age Groups



Shaded cells in the table below indicate victims and perpetrators in the same age group.

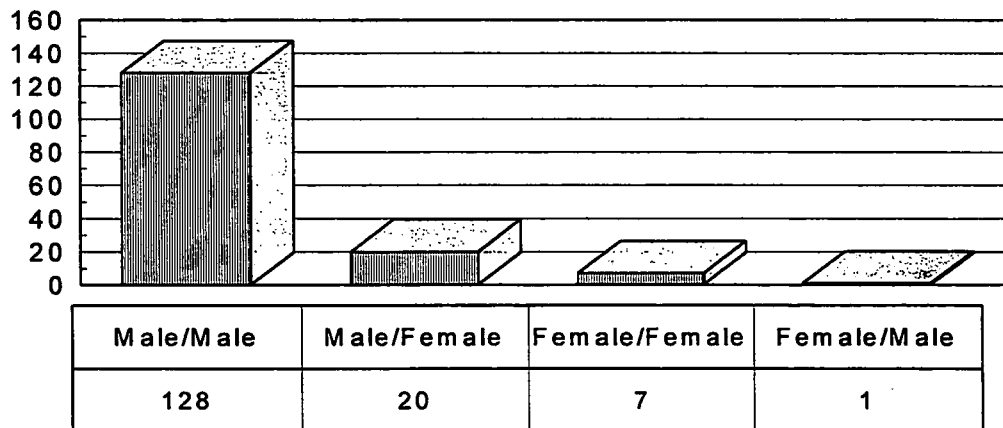
ARRESTEE AGE	JUVENILE VICTIM AGE					Total
	3-5	6-8	9-11	12-14	15-17	
9-11			1			1
12-14		1	5	23	3	32
15-17			5	15	42	62
Juvenile Total	0	1	11	38	45	95
18-19				2	29	31
20-24	2	1		1	9	13
25-29			1	1	8	10
30-34					1	1
35-39					1	1
40-49					4	4
50-59					1	1
Adult Total	2	1	1	4	53	61
Total	2	2	12	42	98	156

Juvenile Victims and Their Perpetrators

Robbery

Males victimize other males in over 80 percent of juvenile cases.

Gender Pairings: Offender to Victim
Robbery



- Male/Male = Male Arrestee with a Male Victim
- Male/Female = Male Arrestee with a Female Victim
- Female/Male = Female Arrestee with a Male Victim
- Female/Female = Female Arrestee with a Female Victim

When males victimize females, the average age of the perpetrators tends to be younger than the average age of the victims.

Robbery: Juvenile Victim Summary

ARRESTEE	VICTIM	% OF CASES	ARRESTEE: AVG. AGE	VICTIM: AVG. AGE	% JUVENILE ARRESTEES	% BOTH IN SAME AGE GROUP
MALE	MALE	82%	17.6	14.7	67.2%	7.8%
MALE	FEMALE	13%	12.1	13.3	20.0%	30.0%
FEMALE	MALE	1%	12.0	12.0	100.0%	0.0%
FEMALE	FEMALE	5%	17.0	16.7	57.1%	14.3%

Juvenile Victims and Their Perpetrators

Felony Sexual Assault

Felony Sexual Assault includes Unlawful Sexual Contact 1st and 2nd, Unlawful Sexual Penetration 1st, 2nd, and 3rd, Unlawful Sexual Intercourse 1st, 2nd, and 3rd, Continuous Sexual Abuse of a Child, and Sexual Exploitation of a Child. There are 385 crime incidents involving juvenile victims in 1995.

Juvenile Victims

- The victims are younger than most crime categories in this study; 32 percent are in the 12-14 age group.
- Females are victims in 85 percent of juvenile cases, while arrested in less than 3 percent of cases.

Perpetrators of Juvenile Victims

- Males make up over 97 percent of perpetrators.
- The age group with the most perpetrators against juveniles is the 30-34 age group, arrested in 17 percent of cases. Felony sexual assault perpetrators were the older than the perpetrators from any other crime category in this study.
- 25.2 percent of perpetrators are juveniles

Victim and Perpetrator Demographic Comparisons

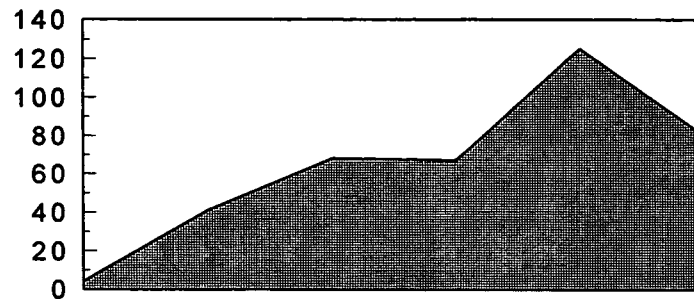
- For this category, the most common scenario is that males victimize females.
- Perpetrators and victims are in the same age group in 14.0 percent of cases
- The largest average age gap between perpetrators and victims occurs when males victimize juvenile males, with a 18.5 year average age difference. When females victimize females, the average age difference is 7.0 years, the least average age gap.

Juvenile Victims and Their Perpetrators

Felony Sexual Assault

Child victims ages 12 - 14 are the most frequently victimized.

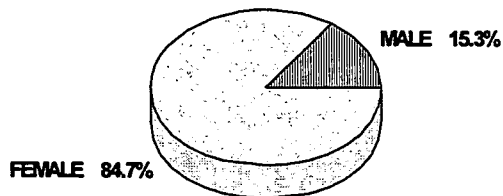
Felony Sexual Assault
Victims by Age



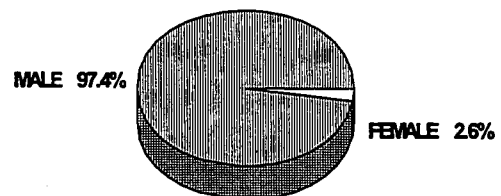
	0-2	3-5	6-8	9-11	12-14	15-17
Number	4	41	68	67	125	80

*Females are victimized the majority of the time,
but males are nearly always the perpetrators.*

Felony Sexual Assault
Juvenile Victims



Felony Sexual Assault
Juvenile and Adult Arrestees



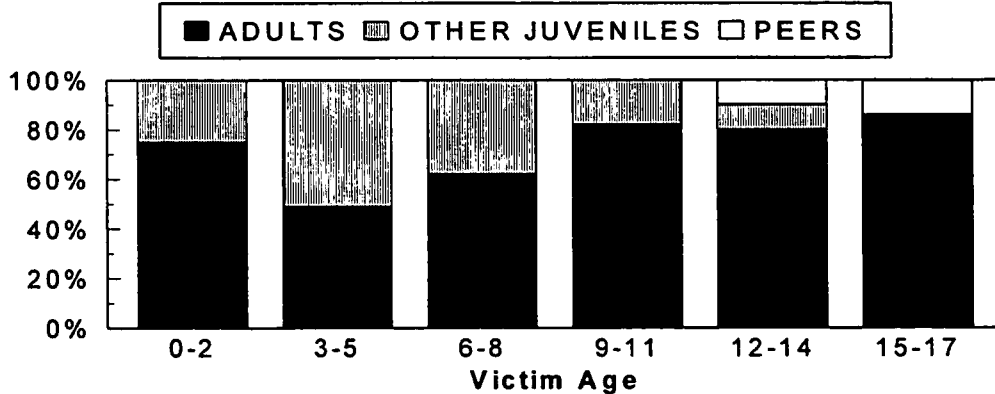
Juvenile Victims and Their Perpetrators

Felony Sexual Assault

- For child victims ages 3-5, older juveniles are more active as perpetrators than in any other age group.
- For child victims 12 and over, peers begin to get involved, but never to a large extent.

FELONY SEXUAL ASSAULT

Percent of Offenders that are Adults,
Peers (Same Age Group), and Other Juvenile Age Groups



Shaded cells in the table below indicate victims and perpetrators in the same age group.

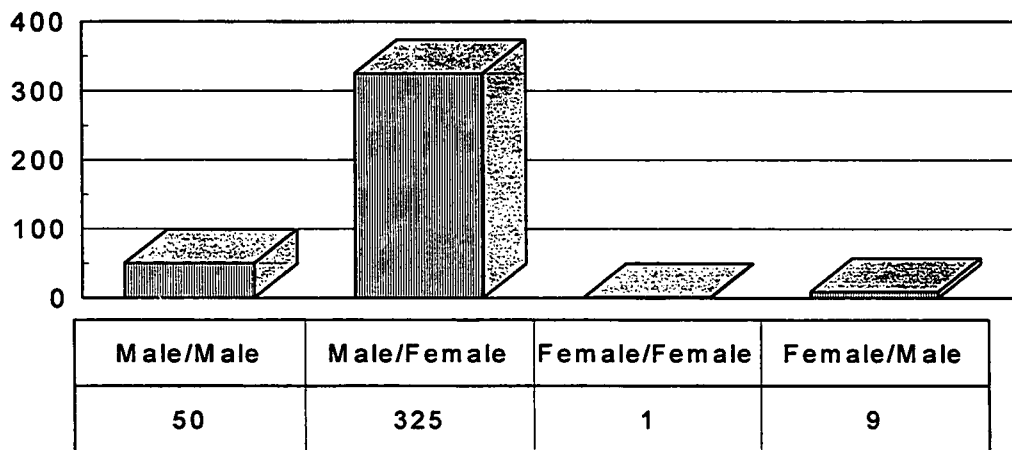
ARRESTEE AGE	JUVENILE VICTIM AGE						Total
	0-2	3-5	6-8	9-11	12-14	15-17	
9-11		1	3				4
12-14		14	14	4	13	1	46
15-17	1	6	9	8	12	1	47
Juvenile Total	1	21	26	12	25	12	97
18-19		1	4		12	6	23
20-24		2	5	3	32	19	61
25-29		3	5	6	8	3	25
30-34	1	7	12	27	12	8	67
35-39	1	2	4	7	20	12	46
40-49	1	3	4	8	12	10	38
50-59		2	1	2	3	8	16
60Plus			7	2	1	2	12
Adult Total	3	20	42	55	100	68	288
Total	4	41	68	67	125	80	385

Juvenile Victims and Their Perpetrators

Felony Sexual Assault

*Males victimize juvenile females in 84 percent of cases;
males victimize other males in another 13 percent of cases.*

Gender Pairings: Offender to Victim
Felony Sexual Assault



- Male/Male = Male Arrestee with a Male Victim
- Male/Female = Male Arrestee with a Female Victim
- Female/Male = Female Arrestee with a Male Victim
- Female/Female = Female Arrestee with a Female Victim

Victims are younger when perpetrators victimize those of their same gender.

Felony Sexual Assault: Juvenile Victim Summary

ARRESTEE	VICTIM	% OF CASES	ARRESTEE: AVG. AGE	VICTIM: AVG. AGE	% JUVENILE ARRESTEES	% BOTH IN SAME AGE GROUP
MALE	MALE	13%	27.5	9.0	34.0%	18.0%
MALE	FEMALE	84%	28.8	11.3	23.1%	13.2%
FEMALE	MALE	2%	25.8	11.1	44.4%	11.1%
FEMALE	FEMALE	0%	14.0	7.0	100.0%	0.0%

Juvenile Victims and Their Perpetrators

Misdemeanor Sexual Assault

Misdemeanor Sexual Assault includes Sexual Harassment, Indecent Exposure, Incest, Unlawful Sexual Contact 3rd, and Obscenity. There are 125 crime incidents involving juvenile victims in 1995. Eighty-six percent of juvenile victims are female; less than 6 percent of perpetrators are female.

Juvenile Victims

- The 12-14 age group is the most victimized group, victimized in 46 percent of the juvenile incidents.
- Over 86 percent of juvenile victims are female.

Perpetrators of Juvenile Victims

- Males are the perpetrators in close to 95 percent of cases.
- For the most part, perpetrators for misdemeanor sexual assault are younger than in felony sexual assault. The age group with the most perpetrators against juveniles is the 12-14 group, arrested in 25 percent of the incidents.
- 44.8 percent of perpetrators are juveniles

Victim and Perpetrator Demographic Comparisons

- For this category, the most common scenario is that males victimize females.
- Adult perpetrators 35 and over tend to victimize juveniles 12 or older.
- Perpetrators and victims are in the same age group in 12.8 percent of cases
- The largest average age gap between perpetrators and victims occurs when females victimize juvenile males, with a 23.2 year average age difference. When females victimize females, the average age difference is 11.0 years, the least average age gap.

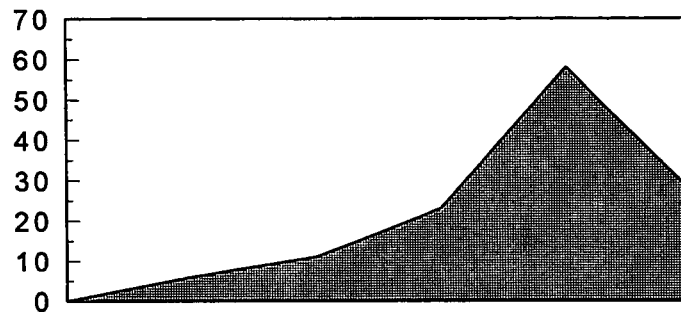
Juvenile Victims and Their Perpetrators

Misdemeanor Sexual Assault

Just as in juvenile felony sexual assault cases, children ages 12-14 are the most frequently victimized.

Misdemeanor Sexual Assault

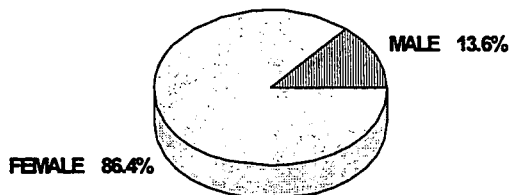
Victims by Age




	0-2	3-5	6-8	9-11	12-14	15-17
Number	0	6	11	23	58	27

Juvenile victims are most likely to be female; perpetrators of juveniles (adult and juvenile) are very likely to be male.

Misdemeanor Sexual Assault
Juvenile Victims



Misdemeanor Sexual Assault
Juvenile and Adult Arrestees



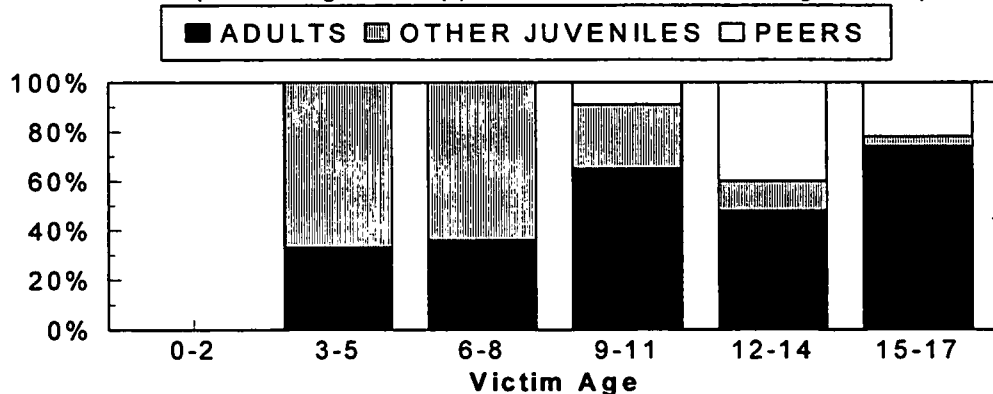
Juvenile Victims and Their Perpetrators

Misdemeanor Sexual Assault

- For child victims under 9 years old, older juveniles are the perpetrators the majority of the time.
- For child victims ages 12-14, 40 percent of perpetrators are peers.
- For child victims ages 15-17, adults are the perpetrators the majority of the time.

MISDEMEANOR SEXUAL ASSAULT

Percent of Offenders that are Adults,
Peers (Same Age Group), and Other Juvenile Age Groups



Shaded cells in the table below indicate victims and perpetrators in the same age group.

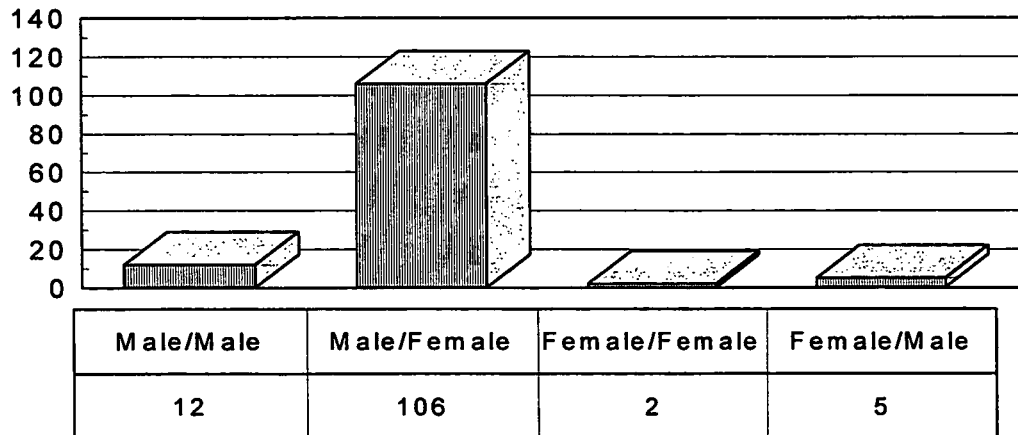
ARRESTEE AGE	JUVENILE VICTIM AGE					Total
	3-5	6-8	9-11	12-14	15-17	
9-11	3	2	2	2		9
12-14	1	3	3	23	1	31
15-17		2	3	5	6	16
Juvenile Total	4	7	8	30	7	56
18-19		1	1	3	1	6
20-24	1	1	5	8	4	19
25-29			2			2
30-34		1	4	2	1	8
35-39	1			4	8	13
40-49			2	9	3	14
50-59				2	2	4
60Plus		1	1		1	3
Adult Total	2	4	15	28	20	69
Total	6	11	23	58	27	125

Juvenile Victims and Their Perpetrators

Misdemeanor Sexual Assault

Eighty-five percent of cases involve males victimizing females.

Gender Pairings: Offender to Victim
Misdemeanor Sexual Assault



- Male/Male = Male Arrestee with a Male Victim
- Male/Female = Male Arrestee with a Female Victim
- Female/Male = Female Arrestee with a Male Victim
- Female/Female = Female Arrestee with a Female Victim

When females victimize juvenile males, the average age of the perpetrators is nearly 40 years old.

Misdemeanor Sexual Assault: Juvenile Victim Summary

ARRESTEE	VICTIM	% OF CASES	ARRESTEE: AVG. AGE	VICTIM: AVG. AGE	% JUVENILE ARRESTEES	% BOTH IN SAME AGE GROUP
MALE	MALE	10%	24.5	10.8	16.7%	25.0%
MALE	FEMALE	85%	24.2	12.3	50.0%	12.3%
FEMALE	MALE	4%	39.0	15.8	0.0%	0.0%
FEMALE	FEMALE	2%	26.5	9.5	50.0%	0.0%

Juvenile Victims and Their Perpetrators

Theft

The *Theft* category includes Theft and Extortion. There are 175 crime incidents in 1995 involving juvenile victims.

Juvenile Victims

- The 15-17 age group make up 44 percent of juvenile victims.
- Males make up the majority of juvenile victims.

Perpetrators of Juvenile Victims

- The age group with the most perpetrators against juveniles is the 12-14 group, arrested in 39 percent of the incidents.
- Arrestees in the 15-17 age group make up another 37 percent of the incidents. Less than 5 percent of perpetrators are ages 20 or older.
- 85.1 percent of perpetrators are juveniles

Victim and Perpetrator Demographic Comparisons

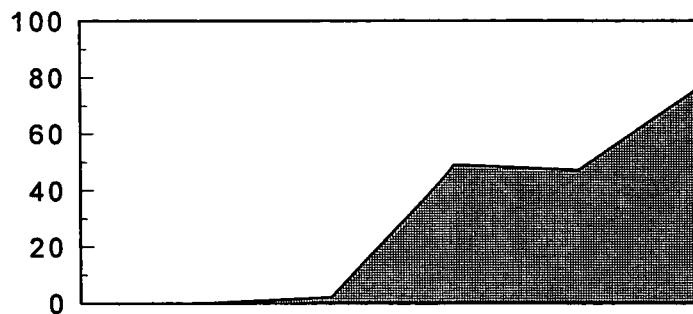
- For theft, the most common scenario is that males victimize other males.
- Perpetrators and victims are in the same age group in 45.1 percent of cases
- The largest average age gap between perpetrators and victims occurs when females victimize juvenile males, with a 3.8 year average age difference. When females victimize females, there is less than one year average age difference.
- Most perpetrators are in a similar age group as the victims; in all gender combinations of victims to offenders, at least 80 percent of arrestees are juveniles.

Juvenile Victims and Their Perpetrators

Theft

Only one percent of juvenile cases involve a victim under the age of 9.

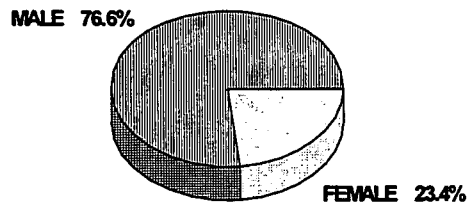
Theft
Victims by Age



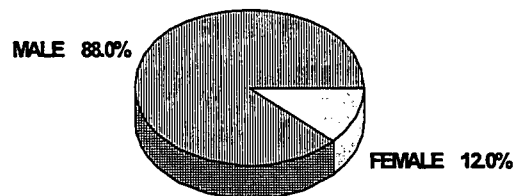
	0-2	3-5	6-8	9-11	12-14	15-17
Number	0	0	2	49	47	77

Males are the victims in over three-quarters of juvenile cases.

Theft
Juvenile Victims



Theft
Juvenile and Adult Arrestees



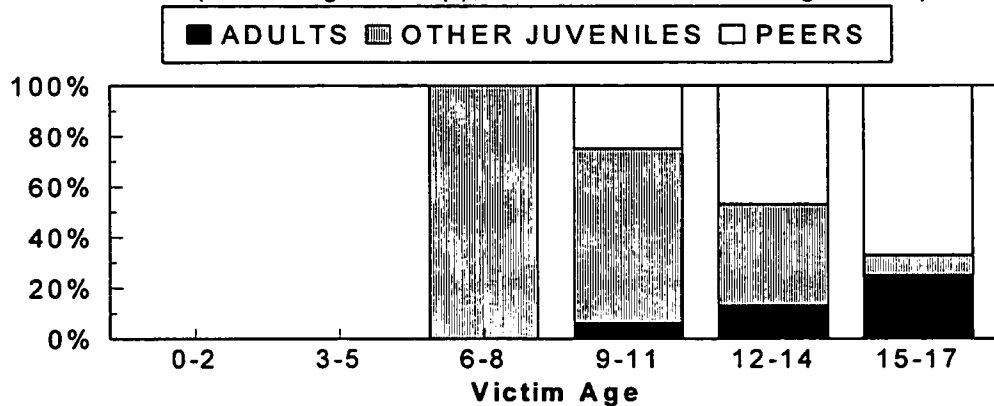
Juvenile Victims and Their Perpetrators

Theft

- *There are no victims in the 0-2 age group, or the 3-5 age group.*
- *Other juveniles are usually the perpetrators for juvenile victims ages 6-11.*
- *Peer activity becomes very important in juvenile theft cases where the victim is 12 or over.*

THEFT

Percent of Offenders that are Adults,
Peers (Same Age Group), and Other Juvenile Age Groups



Shaded cells in the table below indicate victims and perpetrators in the same age group.

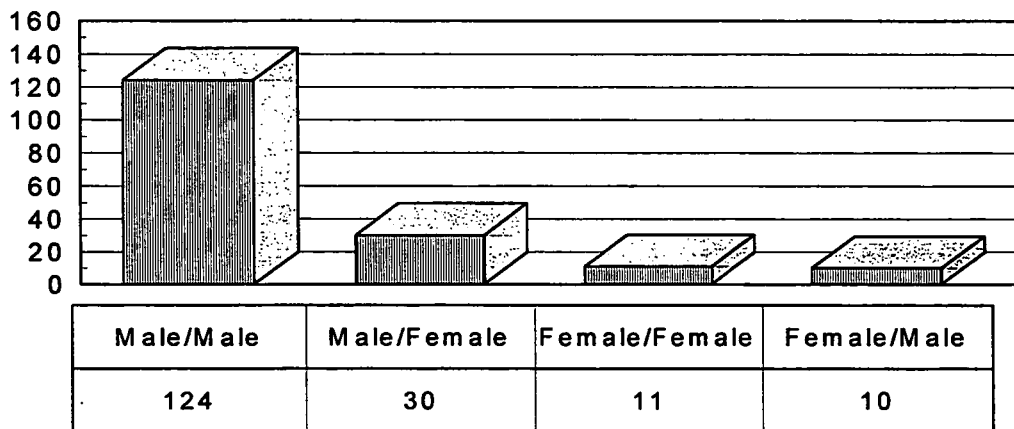
ARRESTEE AGE	JUVENILE VICTIM AGE				Total
	6-8	9-11	12-14	15-17	
9-11	1	12	3		16
12-14		31	22	15	68
15-17	1	3	16	45	65
Juvenile Total	2	46	41	60	149
18-19		1	4	13	18
20-24		1	1	2	4
25-29				2	2
30-34		1			1
35-39			1		1
Adult Total	0	3	6	17	26
Total	2	49	47	77	175

Juvenile Victims and Their Perpetrators

Theft

Males victimize other males in 71 percent of juvenile theft cases.

Gender Pairings: Offender to Victim
Theft



- Male/Male = Male Arrestee with a Male Victim
- Male/Female = Male Arrestee with a Female Victim
- Female/Male = Female Arrestee with a Male Victim
- Female/Female = Female Arrestee with a Female Victim

The average perpetrator age for theft is younger than in other selected crime types.

Theft: Juvenile Victim Summary

ARRESTEE	VICTIM	% OF CASES	ARRESTEE: AVG. AGE	VICTIM: AVG. AGE	% JUVENILE ARRESTEES	% BOTH IN SAME AGE GROUP
MALE	MALE	71%	15.0	13.7	85.5%	6.5%
MALE	FEMALE	17%	15.4	13.9	80.0%	3.3%
FEMALE	MALE	6%	15.4	11.6	80.0%	0.0%
FEMALE	FEMALE	6%	13.7	13.0	100.0%	0.0%

Juvenile Victims and Their Perpetrators

Welfare

Welfare crimes include Abandonment of Children, Endangering the Welfare of a Child, Unlawful Dealing with a Child, and Endangering Children. There are 494 crime incidents with juvenile victims.

Juvenile Victims

- Males make up a slight majority of victims.
- The most victimized age group is the 0-2 group, the youngest most victimized age group among all the crime categories. Victims 5 and under make up 32 percent of victims.

Perpetrators of Juvenile Victims

- This is the only crime category with a female majority of perpetrators.
- The age group with the most perpetrators against juveniles is the 25-29 age group (21 percent of arrestees), the oldest most arrested of all the crime categories in this study.
- 8.1 percent of perpetrators are juveniles

Victim and Perpetrator Demographic Comparisons

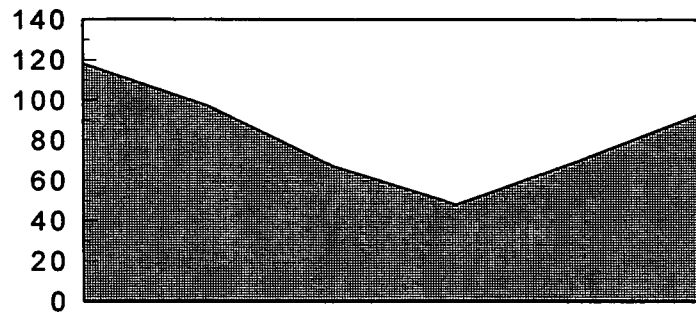
- For welfare, males victimize other males most frequently by a small margin.
- Perpetrators and victims are in the same age group in 4.7 percent of cases
- There are large average age gaps between perpetrators and victims in all situations, ranging from 17.8 years when males victimize males, to 22.9 years difference when females victimize females.
- When males victimize males, less than 16 percent of arrestees are juveniles. In all other gender combinations, less than 7 percent of arrestees are juveniles.

Juvenile Victims and Their Perpetrators

Welfare

Forty-four percent of victims are 5 or under.

Welfare
Victims by Age

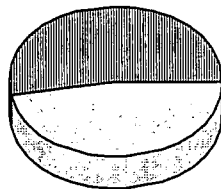


	0-2	3-5	6-8	9-11	12-14	15-17
Number	118	97	67	48	70	94

*Females make up slightly less than half of victims,
and slightly more than half of perpetrators.*

Welfare
Juvenile Victims

MALE 52.8%

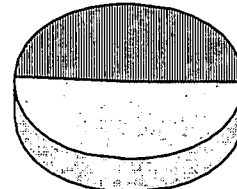


FEMALE 47.2%

Excludes 2 unknown cases.

Welfare
Juvenile and Adult Arrestees

MALE 49.0%



FEMALE 51.0%

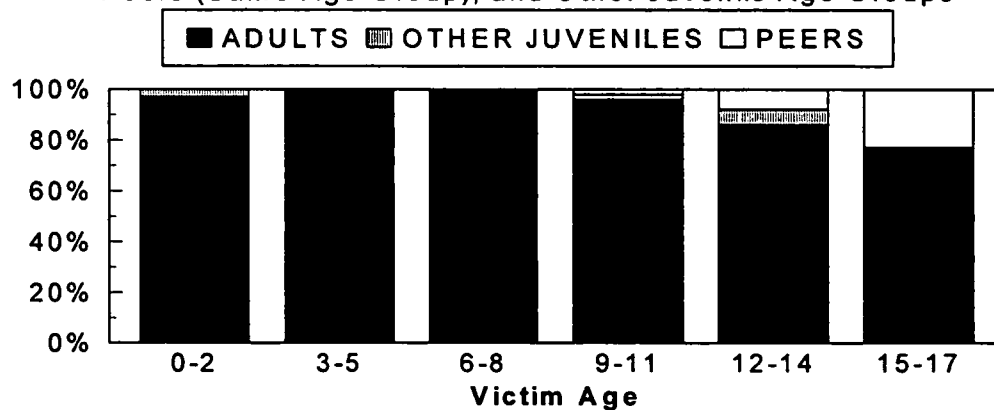
Juvenile Victims and Their Perpetrators

Welfare

- *For children under 12, adults are nearly always the perpetrators.*
- *For children ages 12-14, peers and other juveniles made up 14 percent of cases.*
- *For children ages 15-17, peers are the perpetrators in nearly one-fourth of juvenile cases.*

WELFARE

Percent of Offenders that are Adults,
Peers (Same Age Group), and Other Juvenile Age Groups



Shaded cells in the table below indicate victims and perpetrators in the same age group.

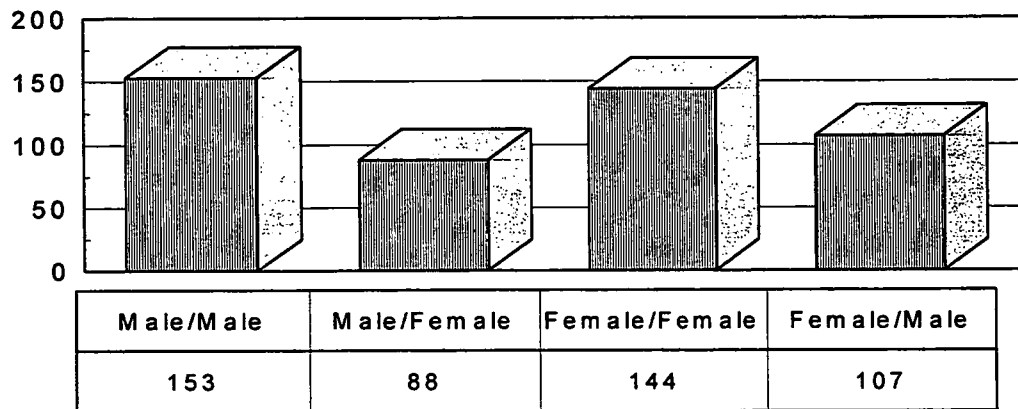
ARRESTEE AGE	JUVENILE VICTIM AGE						Total
	0-2	3-5	6-8	9-11	12-14	15-17	
9-11				1			1
12-14	1	1	1		5	1	10
15-17	2			1	4	22	29
Juvenile Total	3	1	1	2	10	23	40
18-19	10			1	8	25	44
20-24	33	26	8	4	10	13	94
25-29	29	27	23	13	5	6	103
30-34	21	23	15	7	10	11	87
35-39	10	13	14	16	18	12	83
40-49	11	5	6	4	9	3	38
50-59	1	1					2
60Plus		1		1		1	3
Adult Total	115	96	66	46	60	71	454
Total	118	97	67	48	70	94	494

Juvenile Victims and Their Perpetrators

Welfare

Welfare is less of a gender oriented crime for victims and perpetrators than the other crime types.

Gender Pairings: Offender to Victim
Welfare



- Male/Male = Male Arrestee with a Male Victim
- Male/Female = Male Arrestee with a Female Victim
- Female/Male = Female Arrestee with a Male Victim
- Female/Female = Female Arrestee with a Female Victim

The average age of children is younger than for other selected crime types; the average age of perpetrators is older than the other selected crime types.

Welfare: Juvenile Victim Summary

ARRESTEE	VICTIM	% OF CASES	ARRESTEE: AVG. AGE	VICTIM: AVG. AGE	% JUVENILE ARRESTEES	% BOTH IN SAME AGE GROUP
MALE	MALE	31%	27.5	9.7	15.7%	7.2%
MALE	FEMALE	18%	28.1	9.3	4.5%	9.1%
FEMALE	MALE	22%	28.6	5.8	1.9%	0.0%
FEMALE	FEMALE	29%	29.4	6.5	6.9%	2.8%

* Two Unknown Cases

ERRATA
Juvenile Victims & Their Perpetrators
Page 7

ARRESTEE AGE	JUVENILE VICTIM AGE						Total
	0-2	3-5	6-8	9-11	12-14	15-17	
6-8	1		3	1			5
9-11		5	15	38	17	2	77
12-14	3	18	24	74	285	95	499
15-17	6	11	20	44	201	560	842
<i>Juvenile Total</i>	<i>10</i>	<i>34</i>	<i>62</i>	<i>157</i>	<i>503</i>	<i>657</i>	<i>1,423</i>
18-19	17	3	9	8	62	262	361
20-24	56	57	31	22	78	167	411
25-29	41	46	48	38	36	63	272
30-34	34	56	52	81	73	66	362
35-39	21	36	39	39	89	110	334
40-49	18	14	18	25	61	64	200
50-59	1	4	2	4	12	25	48
60Plus		2	8	6	8	9	33
<i>Adult Total</i>	<i>188</i>	<i>218</i>	<i>207</i>	<i>223</i>	<i>419</i>	<i>766</i>	<i>2,021</i>
Total	198	252	269	380	922	1,423	3,444

