
INCIDENCE OF CRIME




CRIME ANALYSIS FOR

1974



18975



COOK COUNTY SHERIFF'S POLICE DEPARTMENT

ANNUAL INCIDENCE OF CRIME 1974




Richard J. Elrod
Sheriff of Cook County

Edmund F. Dobbs
Chief of Police

Richard C. Quagliano
Deputy Chief of Police

Walter J. Bernard
Assistant Chief of Police





The following pages of this book are a compilation of the various statistics and records which are handled yearly by the Records Section. These pages were published to show the amounts of service and the various types of service provided by our Department. The totals in this book have been forwarded to the Illinois Uniform Crime Studies Section in Springfield, Illinois on a monthly basis.

It is felt that these totals should be published for the information of the command personnel of our own Department as well.

CAPTAIN JAMES J. WALSH

Commander

Operational Support Division

A handwritten signature in cursive script, reading "Roger A. Holt", is written over a horizontal line.

Officer Roger A. Holt
Supervisor of Records

REVIEW OFFICERS:

Officer Howard Pitts
Officer Roger A. Holt

PREPARED BY:

Madeline Pernice






TABLE OF CONTENTS:

COOK COUNTY SHERIFF'S POLICE

| | |
|--|------------------|
| Current Population Data | 1 |
| Number of Law Enforcement Employees | 2 |
| Offenses and Clear-ups | 3,4,5,6,7,8,9,10 |
| Miscellaneous (non-criminal) Police Service | 11 |
| States Attorney's Activity Report | 12 |
| Motor Vehicle Accidents | 13 |
| Records Activity Report | 14 |
| Narcotic Offenses and Arrests | 15 |
| Steals: Offenses and Property Value | 16 |
| Steals and Recoveries: Type of Property | 17 |
| Steals and Recoveries: Property Classification | 18 |
| Arrests: Age, Sex and Race | 19,20,21,22 |
| Police Disposition of Juveniles | 23 |
| Breathalyzer Report | 24 |
| Fugitive/Warrants Activity Report | 25 |
| Criminalistics Section | 26 |

BURBANK, ILLINOIS

| | |
|--|-------------------------|
| Current Population Data | 27 |
| Number of Law Enforcement Employees | 28 |
| Offenses and Clear-ups | 29,30,31,32,33,34,35,36 |
| Miscellaneous (non-criminal) Police Service | 37 |
| Motor Vehicle Accidents | 38 |
| Activity Report | 38 |
| Narcotic Offenses and Arrests | 39 |
| Steals: Offenses and Property Value | 40 |
| Steals and Recoveries: Type of Property | 41 |
| Steals and Recoveries: Property Classification | 42 |
| Arrests: Age, Sex and Race | 43,44,45,46 |
| Police Dispositions of Juveniles | 47 |
| Breathalyzer Report | 48 |





CURRENT POPULATION DATA

IN CONNECTION WITH THE UNIFORM CRIME REPORTING PROGRAM,
the 1974 population figure for the Cook County is stated
below.

1. County and State: Cook, Illinois
2. NCIC NO. Illinois IL 01600
3. Jurisdictional Population 148,663
4. Year of Census Count 1974
5. Source of this figure Special Cook County Census,
Cook County Bureau of Administration
6. Jurisdictional Square Miles 230
7. Has there been a change in Jurisdiction
Square Miles in the past year: No





NUMBER OF FULL-TIME LAW ENFORCEMENT EMPLOYEES


as of September, 1974


COOK COUNTY SHERIFF'S POLICE DEPARTMENT

IL01600

| | Male | Female | Total |
|--|------|--------|-------|
| Full-time sworn law enforcement officers (Includes Chief, Sheriff) | 372 | 7 | 379 |
| Full-time civilian employees (Not county school-crossing guards) | 27 | 48 | 75 |
| Total full-time law enforcement officers and civilian employees | 399 | 55 | 454 |

| TYPE OF PATROL | 1st watch | 2nd watch | 3rd watch |
|--|-------------|-----------|-----------|
| One man vehicles | | | |
| Number of beats | 20 | 20 | 20 |
| Vehicles on a power shift, and contract policing of two townships..... | 8 vehicles. | | |
| Number of MILES patrolled | 920 | | |






SHERIFF'S POLICE DEPARTMENT

ANNUAL INCIDENCE OF CRIME

| COOK COUNTY | | | | | | | | | | |
|------------------------------|---------------|----------------|----------------|----------------------|--|----------------------|----------------|----------------------|----------------|----------------------|
| OFFENSE/CLASSIFICATION | RE- PORTED | UN- FOUNDED | ACTUAL 1974 | CLEAR- UP 1974 | ACTUAL 1973 | CLEAR- UP 1973 | ACTUAL 1972 | CLEAR- UP 1972 | ACTUAL 1971 | CLEAR- UP 1971 |
| Murder | 11 | | 11 | 5 | 8 | 6 | 5 | 2 | 5 | 3 |
| Attempt: Firearm | 1 | | 1 | 1 | | | | | | |
| Attempt: Knife or Cut. Inst. | | | | | | | | | | |
| Attempt: Other Dang. Weap. | | | | | | | | | | |
| Attempt: Hands, Fists, Feet | | | | | | | | | | |
| Voluntary Manslaughter | | | | | | | | | | |
| Invol. Mansltr. Non-Veh. | | | | | | | | | | |
| Invol. Mansltr. Vehicle | 27 | | 27 | 27 | 23 | 23 | 33 | 32 | 24 | 24 |
| TOTAL HOMICIDE | 39 | | 39 | 33 | 31 | 29 | 38 | 34 | 29 | 27 |
| Forcible Rape: Firearm | | | | | | | | | | |
| Forcible Rape: Knife or Cut. | 2 | 1 | 1 | 3 | | | | | | |
| Forcible Rape: Other Weapon | 1 | | 1 | | | | | | | |
| Forcible Rape: Other Means | 25 | 9 | 16 | 11 | | | | | | |
| Attempts: Forcible Rape | 14 | 3 | 11 | 9 | | | | | | |
| TOTAL RAPE | 42 | 13 | 29 | 23 | 33 | 19 | 20 | 17 | 23 | 17 |
| Robbery, Armed: Firearm | 55 | 8 | 47 | 15 | | | | | | |
| Robbery, Armed: Knife or Cut | 2 | | 2 | 1 | | | | | | |
| Robbery, Armed: Other Weap | 5 | 1 | 4 | 1 | | | | | | |
| Strong Arm - No Weapon | 27 | 10 | 17 | 11 | | | | | | |
| Attempts: Armed: Weapon | 9 | 2 | 7 | 2 | | | | | | |
| Attempts: Strong Arm - No/W | 3 | | 3 | 1 | | | | | | |
| TOTAL ROBBERY | 101 | 21 | 80 | 31 | 79 | 37 | 72 | 42 | 57 | 20 |
| Battery - Agg. Firearm | 17 | 5 | 12 | 11 | | | | | | |
| Battery - Agg. Knife or Cut. | 20 | 3 | 17 | 13 | | | | | | |
| Battery - Agg. Other Weap. | 52 | 2 | 50 | 36 | | | | | | |
| Battery - Agg. Hands, Etc. | 46 | 8 | 38 | 35 | | | | | | |
| Simple Battery | 545 | 36 | 509 | 323 | | | | | | |
| Reckless Conduct | 24 | 1 | 23 | 13 | | | | | | |
| TOTAL BATTERY | 704 | 55 | 649 | 431 | THESE TOTALS ARE IN ASSAULT FOR THESE YEARS | | | | | |






SHERIFF'S POLICE DEPARTMENT

ANNUAL INCIDENCE OF CRIME

| COOK COUNTY | | | | | | | | | | |
|-----------------------------|---------------|----------------|----------------|----------------------|---|----------------------|----------------|----------------------|----------------|----------------------|
| OFFENSE/CLASSIFICATION | RE- PORTED | UN- FOUNDED | ACTUAL 1974 | CLEAR- UP 1974 | ACTUAL 1973 | CLEAR- UP 1973 | ACTUAL 1972 | CLEAR- UP 1972 | ACTUAL 1971 | CLEAR- UP 1971 |
| Assault - Agg. Firearm | 44 | 6 | 38 | 30 | TOTALS BELOW ARE FOR ASSAULT AND BATTERY FOR THESE YEARS | | | | | |
| Assault - Agg. Knife or Cut | 19 | 4 | 15 | 6 | | | | | | |
| Assault - Agg. Other Weap | 12 | 1 | 11 | 12 | | | | | | |
| Assault - Agg. Hands, Etc. | 5 | | 5 | 2 | | | | | | |
| Simple Assault | 82 | 11 | 71 | 54 | | | | | | |
| TOTAL ASSAULT | 162 | 22 | 140 | 104 | 725 | 479 | 795 | 563 | 727 | 407 |
| Forcible Burglary | 1310 | 153 | 1157 | 407 | | | | | | |
| Unlawful Burglary (No Force | 599 | 75 | 524 | 137 | | | | | | |
| Attempts: Forcible Entry | 340 | 135 | 205 | 64 | | | | | | |
| TOTAL BURGLARY | 2249 | 363 | 1886 | 608 | 1417 | 526 | 1330 | 531 | 1328 | 333 |
| Burg. from Auto \$150. over | 364 | 34 | 330 | 74 | | | | | | |
| Burg. from Auto \$150 under | 618 | 37 | 581 | 128 | | | | | | |
| Attempts: Burgl from Auto | 59 | 5 | 54 | 20 | | | | | | |
| TOTAL BURG. FROM AUTO | 1041 | 76 | 965 | 222 | THESE TOTALS ARE INCLUDED IN THEFT | | | | | |
| Theft over \$150. | 628 | 64 | 564 | 129 | | | | | | |
| Theft under \$150. | 1444 | 107 | 1337 | 282 | | | | | | |
| Attempts: Theft | 48 | 8 | 40 | 13 | | | | | | |
| TOTAL THEFTS | 2120 | 179 | 1941 | 424 | 2241 | 856 | 2069 | 417 | 2087 | 275 |
| Auto Thefts | 555 | 171 | 384 | 26 | | | | | | |
| Trucks & Buses Thefts | 45 | 10 | 35 | 2 | | | | | | |
| Thefts of other Vehicles | 101 | 14 | 87 | 3 | | | | | | |
| Attempts: Motor Vehicles | 48 | 9 | 39 | 4 | | | | | | |
| TOTAL THEFTS VEHICLE | 749 | 204 | 545 | 35 | 411 | 116 | 416 | 149 | 412 | 52 |
| TOTAL PART I OFFENSES | 7207 | 933 | 6274 | 1911 | 4937 | 2062 | 4740 | 1753 | 4663 | 1131 |
| | | | | | | | | | | |
| | | | | | | | | | | |
| | | | | | | | | | | |
| | | | | | | | | | | |





SHERIFF'S POLICE DEPARTMENT

ANNUAL INCIDENCE OF CRIME

| COOK COUNTY | | | | | | | | | | |
|--------------------------------|---------------|----------------|----------------|----------------------|----------------|----------------------|----------------|----------------------|----------------|----------------------|
| OFFENSE/CLASSIFICATION | RE- PORTED | UN- FOUNDED | ACTUAL 1974 | CLEAR- UP 1974 | ACTUAL 1973 | CLEAR- UP 1973 | ACTUAL 1972 | CLEAR- UP 1972 | ACTUAL 1971 | CLEAR- UP 1971 |
| Arson - Explosive Device | 4 | 1 | 3 | 1 | | | | | | |
| Arson - Incen. Device | 61 | 21 | 40 | 17 | | | | | | |
| Possession: Explosives | 3 | 2 | 1 | | | | | | | |
| Attempts: Arson | 24 | 12 | 12 | 4 | | | | | | |
| TOTAL ARSON | 92 | 36 | 56 | 22 | 45 | 16 | 26 | 5 | 26 | 4 |
| Deceptive Practices | 63 | 7 | 56 | 26 | | | | | | |
| Forgery | 7 | 3 | 4 | 1 | | | | | | |
| Fraud | 11 | 2 | 9 | 5 | | | | | | |
| Emblezzlement | | | | | | | | | | |
| Credit Cards | 8 | 4 | 4 | 3 | | | | | | |
| Deceptive Alter. of Coins | | | | | | | | | | |
| Impersonating an Officer | 11 | 1 | 10 | 5 | | | | | | |
| Attempts: Deception | 5 | 1 | 4 | 1 | | | | | | |
| TOTAL DECEPTION | 105 | 18 | 87 | 41 | 111 | 84 | 127 | 53 | 116 | 48 |
| Stolen Property, Buy, Rec. Pos | 38 | | 38 | 28 | | | | | | |
| Theft of Labor. Serv. Prop. | 120 | 16 | 104 | 53 | | | | | | |
| Theft of Lost/Mislaid Prop. | | | | | | | | | | |
| Poss. Keys or Dev. Coin Mach | | | | | | | | | | |
| TOTAL STOLEN PROPERTY | 158 | 16 | 142 | 81 | 73 | 49 | 44 | 29 | 26 | 19 |
| Crim. Dam. to Property | 1728 | 91 | 1637 | 269 | | | | | | |
| Crim. Dam to Vehicle | 822 | 30 | 792 | 92 | | | | | | |
| Crim. Tress. to Land | 117 | 8 | 109 | 66 | | | | | | |
| Crim. Dam. to State Prop. | 32 | 2 | 30 | 5 | | | | | | |
| Crim. Trespass to State Land | 1 | | 1 | 1 | | | | | | |
| Crim. Tres. to Veh. | 23 | | 23 | 12 | | | | | | |
| TOTAL VANDALISM | 2723 | 131 | 2592 | 445 | 2018 | 443 | 1642 | 325 | 1667 | 217 |
| Unlawful use of Weapons | 74 | 12 | 62 | 56 | | | | | | |
| Unlaw Sale of Firearms | 2 | | 2 | 4 | | | | | | |
| Unlaw. Poss. Firearms/Ammu. | 1 | | 1 | 1 | | | | | | |
| TOTAL WEAPONS | 77 | 12 | 65 | 61 | 48 | 43 | 104 | 90 | 130 | 118 |






SHERIFF'S POLICE DEPARTMENT

ANNUAL INCIDENCE OF CRIME

| COOK COUNTY | | | | | | | | | | |
|---------------------------|-----------|------------|-------------|---------------|-------------|---------------|-------------|---------------|-------------|---------------|
| OFFENSE/CLASSIFICATION | RE-POSTED | UN-FOUNDED | ACTUAL 1974 | CLEAR-UP 1974 | ACTUAL 1973 | CLEAR-UP 1973 | ACTUAL 1972 | CLEAR-UP 1972 | ACTUAL 1971 | CLEAR-UP 1971 |
| Prostitution | 16 | | 16 | 16 | | | | | | |
| Soliciting for a Prost. | 1 | | 1 | | | | | | | |
| Pandering | | | | | | | | | | |
| Keeping a Place of Prost. | 1 | | 1 | 1 | | | | | | |
| Patroniz. a Prostitute | | | | | | | | | | |
| Pimping | | | | | | | | | | |
| TOTAL PROSTITUTION | 18 | | 18 | 17 | 39 | 37 | 30 | 29 | 13 | 11 |
| Obscenity | 9 | | 9 | 7 | | | | | | |
| Harmful Material | | | | | | | | | | |
| Tic-in Sales of Abscene | | | | | | | | | | |
| Deviate Sexual Conduct | 1 | | 1 | | | | | | | |
| Deviate Sexual Assault | 4 | | 4 | 2 | | | | | | |
| Indec.Lib.with a Child | 6 | 1 | 5 | 6 | | | | | | |
| Contrib.Sec. Child | 4 | | 4 | 3 | | | | | | |
| Indec. solic. Child | | | | 1 | | | | | | |
| Public Indecency | 74 | 5 | 69 | 27 | | | | | | |
| Aggravated Incest | 2 | | 2 | 2 | | | | | | |
| Incest | | | | | | | | | | |
| All Others | 3 | | 3 | 1 | | | | | | |
| Attempts:Sex Offenses | | | | | | | | | | |
| TOTAL SEX OFFENSES | 103 | 6 | 97 | 49 | 67 | 37 | 142 | 56 | 97 | 37 |
| BookMaking | 22 | 1 | 21 | 22 | | | | | | |
| Numbers - Lottery | 2 | | 2 | 2 | | | | | | |
| Keep. a Gambling Place | 8 | | 8 | 8 | | | | | | |
| Reg. of Fed.Gamb.Stamps | | | | | | | | | | |
| Card Game:Operating | 1 | | 1 | | | | | | | |
| Card Game: Playing | 8 | 1 | 7 | 6 | | | | | | |
| Dice Game: Operating | | | | 3 | | | | | | |
| Dice Game: Playing | 1 | | 1 | | | | | | | |
| Gambling Device | 2 | | 2 | 2 | | | | | | |
| All Other | 1 | | 1 | 2 | | | | | | |
| TOTAL GAMBLING | 45 | 2 | 43 | 45 | 28 | 28 | 32 | 31 | 54 | 51 |






SHERIFF'S POLICE DEPARTMENT

ANNUAL INCIDENCE OF CRIME

| COOK COUNTY | | | | | | | | | | |
|--------------------------------|---------------|----------------|----------------|----------------------|--|----------------------|----------------|----------------------|----------------|----------------------|
| OFFENSE/CLASSIFICATION | RE- PORTED | UN- FOUNDED | ACTUAL 1974 | CLEAR- UP 1974 | ACTUAL 1973 | CLEAR- UP 1973 | ACTUAL 1972 | CLEAR- UP 1972 | ACTUAL 1971 | CLEAR- UP 1971 |
| Endangering Life or Health | 3 | 2 | 1 | 1 | | | | | | |
| Contrib. to Del. of Minor | 10 | 2 | 8 | 7 | | | | | | |
| Curfew | 12 | | 12 | 10 | | | | | | |
| Run-aways (Juveniles) | 283 | 5 | 278 | 271 | | | | | | |
| Child Abuse | 17 | 6 | 11 | 8 | | | | | | |
| Paternity | | 1 | -1 | | | | | | | |
| Truancy | 1 | | 1 | | | | | | | |
| All Other | 7 | 3 | 4 | | | | | | | |
| TOTAL OFFENSES CHILDREN | 333 | 19 | 314 | 297 | 67 | 37 | 142 | 148 | 12 | 6 |
| Poss. of 30 Grams or Less | 107 | 1 | 106 | 125 | | | | | | |
| Poss. of Over 30 Grams | 29 | | 29 | 31 | | | | | | |
| TOTAL CANNABIS CONTROL | 136 | 1 | 135 | 156 | | | | | | |
| Intoxicating Compounds | 6 | | 6 | 4 | | | | | | |
| Poss. Controlled Substance | 44 | | 44 | 56 | | | | | | |
| Deliv. Int. to Del. Poss. | 2 | | 2 | 1 | | | | | | |
| Criminal Drug Conspiracy | 1 | | 1 | 1 | | | | | | |
| Other | 1 | | 1 | 2 | | | | | | |
| TOTAL CONTROLLED SUB. | 54 | | 54 | 64 | 210 | 196 | 279 | 240 | 270 | 259 |
| TOTAL HYPODERMIC NEEDLE | 9 | | 9 | 5 | THESE TOTALS ARE INCLUDED IN CONTROLLED SUBSTANCES FOR THESE YEARS | | | | | |
| Liquor Sales to Minors | 9 | | 9 | 4 | | | | | | |
| Illegal Poss. by Minor | 4 | | 4 | 4 | | | | | | |
| Other | 8 | | 8 | 5 | THESE TOTALS ARE INCLUDED IN TRANSP. LIQUOR FOR THESE YEARS | | | | | |
| TOTAL LIQUOR CONTROL | 21 | | 21 | 13 | | | | | | |
| | | | | | | | | | | |
| | | | | | | | | | | |
| | | | | | | | | | | |
| | | | | | | | | | | |
| | | | | | | | | | | |
| | | | | | | | | | | |
| | | | | | | | | | | |







SHERIFF'S POLICE DEPARTMENT

ANNUAL INCIDENCE OF CRIME

| COOK COUNTY | | | | | | | | | | |
|-------------------------------|-----------|------------|-------------|---------------|-------------|---------------|-------------|---------------|-------------|---------------|
| OFFENSE/CLASSIFICATION | RE-PEATED | UN-FOUNDED | ACTUAL 1974 | CLEAR-UP 1974 | ACTUAL 1973 | CLEAR-UP 1973 | ACTUAL 1972 | CLEAR-UP 1972 | ACTUAL 1971 | CLEAR-UP 1971 |
| Driv. Under the Infl. Alcoh. | 192 | | 192 | 192 | 192 | 192 | 291 | 291 | 399 | 399 |
| Driv. Under the Infl. Drugs | 3 | | 3 | 3 | | | | | | |
| Transp. Alcoh. Liquor | 311 | | 311 | 311 | 206 | 200 | 311 | 309 | 182 | 173 |
| Reckless Driving | 21 | | 21 | 21 | | | | | | |
| Hit and Run | 140 | | 140 | 140 | | | | | | |
| Drag Racing | 11 | | 11 | 11 | | | | | | |
| No Registration | 507 | | 507 | 507 | | | | | | |
| Revoked, Canc. Registration | 21 | | 21 | 21 | | | | | | |
| Improp. Use of Regist. | 269 | | 269 | 269 | | | | | | |
| No Drivers License | 799 | | 799 | 799 | | | | | | |
| Susp. Revoked Driv. License | 251 | | 251 | 251 | | | | | | |
| Unlawful Use of Driv. Lic. | 45 | | 45 | 45 | | | | | | |
| TOTAL MOTOR VEHICLE OFF. | 2570 | | 2570 | 2570 | 398 | 392 | 602 | 600 | 581 | 572 |
| Vagrancy | | | | | | | | | | |
| Drunkenness (Local Laws) | 21 | | 21 | 8 | | | | | | |
| Prowler | 18 | 3 | 15 | 5 | | | | | | |
| Telephone Threat | 113 | 5 | 108 | 24 | | | | | | |
| Obscene Phone Calls | 69 | 2 | 67 | 58 | | | | | | |
| False Fire Alarm | 3 | | 3 | 1 | | | | | | |
| Bomb Threat | 26 | 2 | 24 | 3 | | | | | | |
| False Police Report | 6 | | 6 | 4 | | | | | | |
| Peeping Tom | 18 | | 18 | 8 | | | | | | |
| Confinement/Prevent Crime | 1 | | 1 | 1 | | | | | | |
| Other - Not Drunkenness | 328 | 11 | 317 | 153 | | | | | | |
| Air Rifles | 1 | | 1 | 1 | | | | | | |
| Fireworks | 7 | | 7 | 3 | | | | | | |
| Mob Action & Related Off. | | | | | | | | | | |
| Armed Violence | | | | | | | | | | |
| Public Demonstration | | | | | | | | | | |
| Looting | | | | | | | | | | |
| Prty. Forfeit. (Pub. Nuis.) | | | | | | | | | | |
| Interfer. with a Pub. Instit. | | | | | | | | | | |
| TOTAL DISORDERLY CONDUCT | 611 | 23 | 588 | 269 | 832 | 374 | 995 | 452 | 722 | 339 |










Cook County, Illinois

MISCELLANEOUS POLICE SERVICE - - - non-criminal

| Offense/Classification | 1971 | 1972 | 1973 | 1974 |
|----------------------------------|--------------|--------------|--------------|--------------|
| Lost or Missing - persons | 655 | 397 | 350 | 447 |
| Lost or Missing - property | 699 | 738 | 652 | 538 |
| Lost or Missing - animals | 4 | 65 | 23 | 15 |
| Fount - persons | 716 | 309 | 331 | 382 |
| Found - property | 452 | 190 | 306 | 269 |
| Found - animals | 40 | 54 | 48 | 54 |
| Abandoned Autos | 537 | 560 | 746 | 752 |
| Public Accidents or Injuries | 159 | 139 | 124 | 111 |
| Firearms Accidents | 8 | 8 | 9 | 6 |
| Animal Bites | 844 | 743 | 786 | 617 |
| Suicides | 14 | 19 | 14 | 10 |
| Attempted Suicides | 89 | 70 | 69 | 80 |
| Sudden Death - Bodies Found | 220 | 213 | 276 | 198 |
| Injured - Sick Persons Cared For | 496 | 631 | 713 | 873 |
| Mental Cases | 129 | 53 | 31 | 31 |
| Traffic Violations | 16827 | 19042 | 12178 | 13167 |
| Total Breathalyzer Exams | 142 | 66 | 46 | 97 |
| Total Investigations | 414 | 307 | 89 | 63 |
| Total Vehicle Accidents | 4577 | 5905 | 6253 | 6040 |
| Vehicles Towed | 2559 | 2333 | 2390 | 2171 |
| Fires | 566 | 378 | 349 | 395 |
| Warrant Service (Case Reports) | 3362 | 4829 | 5987 | 4206 |
| Other Incidents | 9635 | 13241 | 14012 | 13609 |
| Assists to other Agencies | 2591 | 2573 | 2880 | 4349 |
| States Attorney's Activity | | | 14269 | 20527 * |
| TOTAL PART III INCIDENTS | 45635 | 52863 | 62931 | 69007 |


*States Attorney's Activity is broken down on next page.....





STATES ATTORNEY'S ACTIVITY REPORT

| | |
|------------------------------------|--------------|
| <i>Subpoena Service</i> | <i>7366</i> |
| <i>Attempt Subpoena Service</i> | <i>1426</i> |
| <i>Warrant Service</i> | <i>60</i> |
| <i>Confidential Investigations</i> | <i>3538</i> |
| <i>Criminal Investigations</i> | <i>2038</i> |
| <i>Security Detail</i> | <i>41</i> |
| <i>Assist to Other Agencies</i> | <i>6058</i> |
| <i>Total:</i> | <i>20527</i> |





COOK COUNTY, ILLINOIS
MOTOR VEHICLE ACCIDENTS


| <i>Classification</i> | 1971 | 1972 | 1973 | 1974 |
|---|------|------|------|------|
| <i>Fatal Accidents</i> | 24 | 24 | 21 | 27 |
| <i>Personal Injury Accidents</i> | 811 | 879 | 972 | 974 |
| <i>Property Damage Accidents</i> | 3742 | 5002 | 5260 | 5039 |
| <i>Total Accidents</i> | 4577 | 5905 | 6253 | 6040 |
| <i>Hit and Run Accidents</i> | 606 | 817 | 700 | 866 |
| <i>Number of Persons Killed</i> | 23 | 32 | 20 | 25 |
| <i>Number of Persons Injured</i> | 1123 | 1247 | 1312 | 1347 |
| <i>Pedestrians Killed</i> | 8 | 2 | 6 | 4 |
| <i>Pedestrians Injured</i> | 144 | 109 | 90 | 99 |
| <i>Enforcement - Citations Issued (Accidents)</i> | 2792 | 3520 | 3009 | 2909 |





COOK COUNTY, ILLINOIS
ACTIVITY REPORT

| Classification | 1971 | 1972 | 1973 | 1974 |
|--|-------|-------|-------|-------|
| Citizens Complaint Received (Case Reports) | 40142 | 46766 | 65164 | 74127 |
| Arrest Booking Reports | 7391 | 7604 | 6535 | 7382 |
| Fingerprints Taken | 2091 | 2253 | 1772 | 1922 |
| Polygraph Activity | 50 | 39 | 114 | 72 |
| Expungements | | 27 | 24 | 39 |
| Name Checks (Records Only) | 18962 | 12426 | 14733 | 15671 |
| Number of Requests for Police Reports sent out | 4635 | 4576 | 4534 | 5257 |
| Number of Requests Not in File | 2891 | 3433 | 2514 | 2956 |
| Number of Requests Without required fee | 2602 | 3781 | 2245 | 2552 |
| Number of Reports sent to Illinois State Police | 4471 | 5829 | 6366 | 7622 |
| Number of Reports sent to CCSPD Personnel | 88 | 195 | 262 | 330 |





Cook County Sheriff's Police Department


| N A R C O T I C O F F E N S E S | | | | | |
|---------------------------------|--------------------|------------------|----------------------------|-----------------------------|---------------|
| Year | Number of Offenses | Offenses Cleared | Juvenile Arrests | Adult Arrests | Total Arrests |
| 1969 | 65 | 56 | 13 <u>m-9</u> f-4 | 99 <u>m-90</u> f-9 | 112 |
| 1970 | 174 | 166 | 56 <u>m-31</u> f-25 | 322 <u>m-276</u> f-46 | 378 |
| 1971 | 270 | 259 | 168 <u>m-91</u> f-77 | 424 <u>m-384</u> f-40 | 592 |
| 1972 | 279 | 240 | 129 <u>m-91</u> f-38 | 431 <u>m-400</u> f-31 | 560 |
| 1973 | 210 | 196 | 55 <u>m-39</u> f-16 | 283 <u>m-249</u> f-34 | 338 |
| 1974 | 198 | 196 | 87 <u>m-53</u> f-34 | 377 <u>m-330</u> f-47 | 464 |



ADDITIONAL ANALYSIS BY CLASSIFICATION
VALUE OF PROPERTY STOLEN

| OFFENSE/CLASSIFICATION | DEPARTMENT TOTALS | | |
|------------------------------|-----------------------|--|-----------------------------|
| | Number of Offenses | | Value Property Stolen |
| ROBBERY: | | | |
| HIGHWAY | 18 | | \$ 4899 |
| COMMERCIAL HOUSE | 18 | | 10535 |
| OIL STATION | 18 | | 2435 |
| CHAIN STORE | 3 | | 150 |
| RESIDENCE | 6 | | 1629 |
| BANK | 0 | | 0 |
| MISCELLANEOUS | 17 | | 5264 |
| TOTAL ROBBERY | 80 | | 24912 |
| BURGLARY: | | | |
| RESIDENCE/NIGHT | 353 | | 184082 |
| RESIDENCE/DAY | 429 | | 218381 |
| RESIDENCE/UNKNOWN | 413 | | 234377 |
| NONRESIDENCE/NIGHT | 415 | | 176918 |
| NONRESIDENCE/DAY | 25 | | 7600 |
| NONRESIDENCE/UNKNOWN | 251 | | 92356 |
| TOTAL BURGLARY | 1886 | | 913714 |
| LARCENY/THEFT: | | | |
| POCKET PICKING | 3 | | 225 |
| PURSE SNATCHING | 3 | | 500 |
| SHOPLIFTING | 32 | | 2832 |
| FROM AUTOS (Not Accessories) | 461 | | 126355 |
| AUTO ACCESSORIES | 888 | | 66198 |
| BICYCLES | 338 | | 28334 |
| FROM BUILDINGS | 609 | | 140507 |
| FROM COIN DEVICES | 6 | | 151 |
| ALL OTHER LARCENIES | 566 | | 269850 |
| TOTAL LARCENIES | 2906 | | 634952 |
| AUTO THEFT: | 545 | | 842144 |
| TOTALS: | 5417 | | 2415722 |







PROPERTY STOLEN/RECOVERED BY TYPE AND VALUE

COOK COUNTY, ILLINOIS

| Type of Property | Stolen | Recovered |
|--|-------------------|------------------|
| Currency, Checks, Bonds, etc. | \$ 195,648.00 | \$ 4,218.00 |
| Valuables, Furs, Jewelry, etc. | 282,265.00 | 1,390.00 |
| Soft Goods, Clothing, Text, etc. | 30,149.00 | 475.00 |
| Liquor, Tobacco, Food | 17,650.00 | 2,449.00 |
| Hard Goods, Appliances, etc. | 361,407.00 | 7,190.00 |
| Drugs, Narcotics & Medicine | 19.00 | 3.00 |
| Hardware, Bldg. Materials | 217,918.00 | 11,097.00 |
| Recreational Equipment | 182,028.00 | 12,828.00 |
| Auto Accessories | 66,915.00 | 1,929.00 |
| Autos/Stolen Locally | 877,514.00 | 238,707.00 |
| Autos/Stolen Out-of-Town (Autos stolen outside CCSPD Jurisdiction not charged to this Department | | 485,425.00 |
| Miscellaneous | <u>184,179.00</u> | <u>40,821.00</u> |
| TOTALS: | \$ 2,415,722.00 | \$ 806,532.00 |



COOK COUNTY, ILLINOIS




Stolen and Recovered Property is classified in a more condensed version for the County Report.

The same property is broken into more categories for the Illinois Crime Report.

Property which has been reported in "other" for the ICR has been classified for the County Report.

The following report was submitted to the Illinois Crime Reporting monthly:

| Property Classification | Stolen | Recovered |
|-------------------------|-----------------|---------------|
| Ammunition | 20.00 | |
| Animals/Livestock | 3,280.00 | 400.00 |
| Appliances | 44,207.00 | 1,795.00 |
| Audio Visual Equipment | 165.00 | |
| Auto Parts | 50,755.00 | 1,322.00 |
| Bicycles | 49,900.00 | 5,926.00 |
| Boats | 12,317.00 | |
| Boat Equipment | 2,885.00 | |
| Cameras | 21,071.00 | |
| Checks, Etc, | 16,382.00 | |
| Cigarettes/Tobacco | 4,690.00 | 298.00 |
| Clothing | 27,976.00 | 870.00 |
| Construction Equipment | 111,465.00 | 6,000.00 |
| Construction Material | 200.00 | |
| Consumables | 8,505.00 | 650.00 |
| Copper Alloys | 21,051.00 | |
| Currency | 179,266.00 | 4,218.00 |
| Drugs | 16.00 | 3.00 |
| Farm Equipment | 2,435.00 | |
| Furnishings | 86,587.00 | 202.00 |
| Furs | 42,270.00 | |
| Guns-Hand Guns | 7,504.00 | 357.00 |
| Guns - Rifles | 11,227.00 | |
| Guns - Shotguns | 3,352.00 | |
| Jewelry | 216,916.00 | 1,325.00 |
| Lawn Mowers Powered | 6,933.00 | 500.00 |
| Lawn Mowers Manual | 500.00 | |
| Liquor | 3,835.00 | 125.00 |
| Mini Bikes | 7,075.00 | 1,217.00 |
| Office Equipment | 22,490.00 | 620.00 |
| Photographic Equipment | 89.00 | |
| Precious Metals | 1,785.00 | |
| Projectors | 1,456.00 | 65.00 |
| Purse or Wallet | 1,805.00 | 19,005.00 |
| Radio | 22,157.00 | 50.00 |
| Sporting Equipment | 82,770.00 | 3,428.00 |
| Speakers | 38,768.00 | 30.00 |
| Stereos | 35,895.00 | 1,640.00 |
| Tape Decks | 22,766.00 | 379.00 |
| Tape Recorder | 8,968.00 | 100.00 |
| Tapes | 16,570.00 | 60.00 |
| Televisions | 66,535.00 | 510.00 |
| Tools | 80,810.00 | 5,097.00 |
| Tires | 16,160.00 | 62.00 |
| Vehicles | 877,514.00 | 724,132.00 |
| Other | 176,399.00 | 25,146.00 |
| Totals: | \$ 2,415,722.00 | \$ 806,532.00 |






AGE AND SEX OF PERSONS ARRESTED UNDER 23 YEARS OF AGE
(INCLUDES PERSONS ARRESTED AND NOT FORMALLY CHARGED)

| OFFENSE/CLASSIFICATION | SEX | DEPARTMENT TOTALS | | | | | | | | | | | Totals By Sex | Totals |
|---------------------------|-----|-------------------|---------|---------|----|----|----|----|----|----|----|----|---------------------|--------|
| | | AGE | | | | | | | | | | | | |
| | | 10 AND UNDER | 11 - 12 | 13 - 14 | 15 | 16 | 17 | 18 | 19 | 20 | 21 | 22 | | |
| MURDER | M | | | | | | 1 | 2 | | 2 | | 3 | 8 | 8 |
| | F | | | | | | | | | | | | | |
| MANSLAUGHTER | M | | | | | | | | | 1 | 1 | | 2 | 2 |
| | F | | | | | | | | | | | | | |
| FORCIBLE RAPE | M | | | | | | | | | | | | | |
| ATTEMPTED RAPE | M | | | | | | | | | | | | | |
| TOTAL RAPE | M | | | | 3 | 1 | 3 | 4 | 1 | 3 | | 2 | 17 | 17 |
| | F | | | | 3 | 2 | | 4 | 3 | 6 | 6 | 5 | 29 | 31 |
| ROBBERY | M | | | | | | | 1 | 1 | | | | 2 | |
| | F | | | | | | | | | | | | | |
| ASSAULT/BATTERY | M | | | 9 | 9 | 10 | 10 | 11 | 13 | 11 | 8 | 11 | 92 | |
| | F | | | | | 1 | | 3 | | 1 | 1 | | 6 | 98 |
| BURGLARY | M | 7 | 6 | 18 | 18 | 24 | 35 | 22 | 15 | 15 | 6 | 6 | 172 | |
| | F | 4 | 2 | 4 | 2 | 1 | 1 | 2 | 1 | | | | 17 | 189 |
| LARCENY/THEFT | M | 1 | 9 | 29 | 22 | 21 | 22 | 17 | 23 | 13 | 8 | 8 | 173 | |
| | F | | | | 3 | 5 | 1 | 1 | | | | | 13 | 186 |
| AUTO THEFT | M | | | 3 | 10 | 12 | 6 | 5 | 3 | 1 | 1 | 1 | 42 | |
| | F | | | | 2 | 2 | | | | 1 | | | 5 | 47 |
| TOTAL - PART I OFFENSES | M | 8 | 15 | 59 | 65 | 70 | 77 | 65 | 59 | 52 | 29 | 36 | 535 | |
| TOTAL - PART I OFFENSES | F | 7 | 2 | 4 | 7 | 9 | 2 | 7 | 2 | 2 | 1 | | 43 | |
| TOTAL - MALE + FEMALE | T | 15 | 17 | 63 | 72 | 79 | 79 | 72 | 61 | 54 | 30 | 36 | 578 | 578 |
| ARSON/BOMBING | M | 3 | | | | 1 | 2 | | | | | | 6 | 6 |
| | F | | | | | | | | | | | | | |
| FORGERY/COUNTERFEITING | M | | | | | | | | | | | | | 0 |
| | F | | | | | | | | | | | | | |
| FRAUD/DECEPTIVE PRACTICES | M | | | | | 1 | | 1 | | 1 | 1 | 2 | 6 | |
| | F | | | | | | | | | | | 1 | 1 | 7 |
| EMBEZZLEMENT | M | | | | | | | | | | | | | 0 |
| | F | | | | | | | | | | | | | |
| STOLEN PROPERTY | M | 1 | | 6 | 7 | 7 | 4 | 3 | 2 | 5 | 1 | 5 | 41 | |
| | F | | | | | | 1 | | | | | | 1 | 42 |
| VANDALISM | M | 6 | 18 | 46 | 31 | 35 | 24 | 15 | 17 | 14 | 11 | 6 | 223 | |
| | F | 2 | 2 | 3 | 5 | 3 | 5 | 1 | | | | 1 | 23 | 246 |
| WEAPONS | M | | 1 | | 2 | 4 | 4 | 2 | 7 | 6 | 6 | 10 | 42 | |
| | F | | 1 | | 1 | | | | | 1 | | 1 | 4 | 46 |
| PROSTITUTION AND VICE | M | | | | | | | | | | | | | |
| | F | | | | | | | 1 | 2 | 5 | 2 | 1 | 11 | 11 |

DCS 3616-4

RACES FOR THIS PAGE ARE INCLUDED ON THE NEXT PAGE



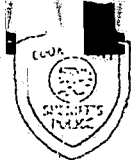


AGE AND SEX OF PERSONS ARRESTED UNDER 23 YEARS OF AGE
(INCLUDES PERSONS ARRESTED AND NOT FORMALLY CHARGED)

| OFFENSE/CLASSIFICATION | SEX | DEPARTMENT TOTALS | | | | | | | | | | | RACES | | | | | |
|---------------------------|-----|-------------------|----|-------|-------|-------|-------|-------|-------|-------|-------|----------------|---------------------|--------|-------|-------|-------|--|
| | | AGE | | | | | | | | | | | Totals By Sex | Totals | WHITE | NEGRO | OTHER | |
| | | 23 | 24 | 25-29 | 30-34 | 35-39 | 40-44 | 45-49 | 50-54 | 55-59 | 60-64 | 65 AND OVER | | | | | | |
| MURDER | M | 3 | 1 | 2 | 2 | 2 | | 1 | | 1 | | | 12 | | | | | |
| | F | 1 | | | | | 1 | 1 | | | | | 2 | 14 | 12 | 2 | 8 | |
| MANSLAUGHTER | M | | | 1 | | | | | | | | | 1 | | | | | |
| | F | | | | | | | | | | | | | 1 | 2 | 1 | | |
| FORCIBLE RAPE | M | | | | | | | | | | | | | | | | | |
| ATTEMPTED RAPE | M | | | | | | | | | | | | | | | | | |
| TOTAL RAPE | M | 1 | 1 | 1 | 3 | | 1 | | | | | | 7 | 7 | 21 | 1 | 2 | |
| | F | 2 | 1 | 7 | 5 | 1 | 1 | | | 1 | | | 18 | 19 | 32 | 17 | 1 | |
| ROBBERY | M | 15 | 15 | 32 | 27 | 24 | 27 | 15 | 7 | 7 | 9 | 2 | 180 | | | | | |
| | F | 1 | | 3 | 3 | 4 | | 2 | | | | | 13 | 193 | 253 | 23 | 15 | |
| ASSAULT/BATTERY | M | 4 | 7 | 8 | 4 | 1 | 1 | 2 | | | | | 27 | | | | | |
| | F | | | | | | | | | | | | | 27 | 185 | 20 | 11 | |
| LARCENY/THEFT | M | 6 | 3 | 18 | 9 | 6 | 3 | 5 | 1 | 1 | 2 | | 54 | | | | | |
| | F | | | 1 | 1 | 1 | | | | | | | 3 | 57 | 213 | 20 | 10 | |
| AUTO THEFT | M | 1 | 1 | 4 | 2 | 3 | | 2 | 1 | | | | 14 | | | | | |
| | F | | | | 1 | | | | | | | | 1 | 15 | 30 | 31 | 1 | |
| TOTAL - PART I OFFENSES | M | 32 | 29 | 73 | 52 | 37 | 33 | 25 | 9 | 10 | 11 | 2 | 313 | | | | | |
| TOTAL - PART I OFFENSES | F | 2 | | 5 | 5 | 5 | 1 | 2 | | | | | 20 | | | | | |
| TOTAL - MALE + FEMALE | T | 34 | 29 | 78 | 57 | 42 | 34 | 27 | 9 | 10 | 11 | 2 | 333 | 333 | 748 | 115 | 48 | |
| ARSON/BOMBING | M | | | | | | | | | | | | | | 0 | 6 | | |
| | F | | | | | | | | | | | | | | | | | |
| FORGERY/COUNTERFEITING | M | | | | | | | | | | | | | | 0 | | | |
| | F | | | | | | | | | | | | | | | | | |
| FRAUD/DECEPTIVE PRACTICES | M | 2 | 2 | 3 | 4 | 2 | | 1 | 2 | | | | 16 | | | | | |
| | F | | | 1 | | 1 | | | | | | | 2 | 18 | 15 | 10 | | |
| EMBEZZLEMENT | M | | | | | | | | | | | | | | 0 | | | |
| | F | | | | | | | | | | | | | | | | | |
| STOLEN PROPERTY | M | 3 | | 11 | 6 | 4 | 1 | 1 | 1 | | | | 27 | | | | | |
| | F | | | 1 | | | | | | | | | 1 | 28 | 64 | 4 | 2 | |
| VANDALISM | M | 6 | 3 | 19 | 9 | 3 | 2 | 4 | 3 | | 1 | | 50 | | | | | |
| | F | | | | | 1 | 1 | | | 1 | | | 3 | 53 | 276 | 13 | 10 | |
| WEAPONS | M | 4 | 2 | 13 | 5 | 2 | 3 | 2 | 2 | 1 | 1 | 1 | 36 | | | | | |
| | F | | | | 1 | 1 | 2 | | | | | | 4 | 40 | 60 | 22 | 4 | |
| PROSTITUTION AND VICE | M | | | | 1 | | | | 1 | | 1 | | 3 | | | | | |
| | F | 3 | | 3 | 3 | | | | | | | | 9 | 12 | 13 | 10 | | |

20






SHERIFF'S POLICE DEPARTMENT
COOK COUNTY

AGE AND SEX OF PERSONS ARRESTED UNDER 23 YEARS OF AGE
(INCLUDES PERSONS ARRESTED AND NOT FORMALLY CHARGED)

| OFFENSE/CLASSIFICATION | SEX | DEPARTMENT TOTALS | | | | | | | | | | | Totals By Sex | Totals |
|--|-----|-------------------|-------|-------|-----|-----|-----|-----|-----|-----|-----|-----|---------------------|--------|
| | | AGE | | | | | | | | | | | | |
| | | 10 AND UNDER | 11-12 | 13-14 | 15 | 16 | 17 | 18 | 19 | 20 | 21 | 22 | | |
| SEX OFFENSES | M | | 1 | 3 | | 1 | 2 | 3 | | 3 | 1 | 1 | 15 | 20 |
| | F | | | 1 | 1 | | | | | | 1 | 2 | 5 | |
| NARCOTIC OFFENSES | M | | 2 | 2 | 11 | 38 | 46 | 52 | 65 | 54 | 25 | 21 | 316 | 384 |
| | F | | | 5 | 12 | 17 | 15 | 6 | 2 | 4 | 4 | 3 | 68 | |
| BOOKMAKING | M | | | | | | | | | | | | | |
| | F | | | | | | | | | | | | | |
| NUMBERS AND LOTTERY | M | | | | | | | | | | | | | |
| | F | | | | | | | | | | | | | |
| ALL OTHER GAMBLING | M | | | | | | | | | | | | | |
| | F | | | | | | | | | | | | | |
| TOTAL GAMBLING | M | | | | | | | 1 | | 2 | | | 3 | |
| | F | | | | | | | | | | | | | 3 |
| FAMILY AND CHILDREN | M | | 1 | 3 | 5 | 6 | 6 | | 1 | 2 | | 1 | 25 | 44 |
| | F | | | 5 | 2 | 8 | 3 | | 1 | | | | 19 | |
| DRIVING UNDER INFLUENCE | M | | | 1 | | 2 | 3 | 10 | 6 | 9 | 11 | 7 | 49 | 50 |
| | F | | | | | | | 1 | | | | | 1 | |
| LIQUOR LAW VIOLATIONS | M | | | | 3 | 14 | 43 | 38 | 46 | 41 | 30 | 19 | 234 | 240 |
| | F | | | 1 | 1 | 2 | 1 | | | | | 1 | 6 | |
| DISORDERLY CONDUCT | M | 2 | 3 | 14 | 13 | 18 | 26 | 24 | 28 | 21 | 24 | 12 | 185 | 198 |
| | F | | | 2 | | 3 | 2 | 3 | | | | 3 | 13 | |
| ALL OTHER OFFENSES | M | 1 | | 2 | 2 | 2 | 10 | 10 | 9 | 8 | 13 | 7 | 64 | 67 |
| | F | | | | | 2 | | | 1 | | | | 3 | |
| CURFEW & LOITERING (Juveniles Only) | M | | | | 5 | 10 | | | | | | | 15 | 30 |
| | F | | | 2 | 3 | 10 | | | | | | | 15 | |
| RUNAWAYS (Juveniles Only) | M | 4 | 6 | 22 | 25 | 22 | | | | | | | 79 | 213 |
| | F | | 4 | 55 | 38 | 37 | | | | | | | 134 | |
| TOTAL PART II OFFENSES | M | 17 | 32 | 99 | 104 | 161 | 170 | 159 | 181 | 166 | 123 | 91 | 1303 | 1304 |
| | F | 2 | 7 | 74 | 62 | 83 | 27 | 12 | 6 | 11 | 7 | 13 | 301 | |
| TOTAL MALE + FEMALE | T | 19 | 39 | 173 | 166 | 244 | 197 | 171 | 187 | 177 | 130 | 104 | 1607 | 1607 |
| GRAND TOTAL (Part I Part II Offenses) | M | 25 | 47 | 158 | 169 | 231 | 247 | 224 | 240 | 218 | 152 | 127 | 1838 | 1838 |
| | F | 9 | 9 | 78 | 69 | 92 | 29 | 19 | 8 | 13 | 8 | 13 | 347 | |
| GRAND TOTAL - MALE + FEMALE | T | 34 | 56 | 236 | 238 | 323 | 276 | 243 | 248 | 231 | 160 | 140 | 2185 | 2185 |

DCS 3616


RACES FOR THIS PAGE ARE INCLUDED ON THE NEXT PAGE





SHERIFF'S POLICE DEPARTMENT
COOK COUNTY
AGE AND SEX OF PERSONS ARRESTED OVER 23 YEARS OF AGE
(INCLUDES PERSONS ARRESTED AND NOT FORMALLY CHARGED)

| OFFENSE/CLASSIFICATION | SEX | DEPARTMENT TOTALS | | | | | | | | | | | RACES | | | | |
|--|-----|-------------------|----|---------|---------|---------|---------|---------|---------|---------|---------|----------------|---------------------|--------|-------|-------|-------|
| | | AGE | | | | | | | | | | | Totals By Sex | Totals | WHITE | NEGRO | OTHER |
| | | 23 | 24 | 25 - 29 | 30 - 34 | 35 - 39 | 40 - 44 | 45 - 49 | 50 - 54 | 55 - 59 | 60 - 64 | 65 and Over | | | | | |
| SEX OFFENSES | M | 4 | 2 | 5 | 5 | 1 | 2 | 1 | | | | | 20 | 28 | 47 | | 1 |
| | F | 1 | 2 | 4 | 1 | | | | | | | | 8 | | | | |
| NARCOTIC OFFENSES | M | 16 | 10 | 28 | 7 | 3 | 3 | | | | | | 67 | 80 | 376 | 70 | 18 |
| | F | 4 | 1 | 5 | 1 | 1 | 1 | | | | | | 13 | | | | |
| BOOKMAKING | M | | | | | | | | | | | | | | | | |
| | F | | | | | | | | | | | | | | | | |
| NUMBERS AND LOTTERY | M | | | | | | | | | | | | | | | | |
| | F | | | | | | | | | | | | | | | | |
| ALL OTHER GAMBLING | M | | | | | | | | | | | | | | | | |
| | F | | | | | | | | | | | | | | | | |
| TOTAL GAMBLING | M | 2 | | 12 | 21 | 13 | 13 | 13 | 17 | 9 | 9 | 7 | 116 | 117 | 70 | 50 | |
| | F | | | | 1 | | | | | | | 1 | | | | | |
| FAMILY AND CHILDREN | M | | | 2 | | 1 | | | | | | | 3 | 4 | 45 | 1 | 2 |
| | F | | | | | | | | | | 1 | | 1 | | | | |
| DRIVING UNDER INFLUENCE | M | 5 | 1 | 33 | 21 | 13 | 13 | 20 | 18 | 5 | 2 | 3 | 134 | 145 | 176 | 13 | 6 |
| | F | | 1 | 3 | | 3 | | 3 | 1 | | | 11 | | | | | |
| LIQUOR LAW VIOLATIONS | M | 16 | 10 | 28 | 9 | 7 | 6 | 7 | 4 | | 1 | | 88 | 92 | 316 | 14 | 2 |
| | F | | 1 | 2 | | 1 | | | | | | 4 | | | | | |
| DISORDERLY CONDUCT | M | 10 | 16 | 30 | 18 | 11 | 9 | 13 | 4 | 2 | 3 | | 116 | 125 | 289 | 18 | 16 |
| | F | | | 2 | 2 | 1 | 3 | | | 1 | | 9 | | | | | |
| ALL OTHER OFFENSES | M | 12 | 7 | 34 | 14 | 13 | 7 | 5 | 3 | 4 | 1 | | 100 | 103 | 63 | 10 | 97 |
| | F | 1 | | | | 1 | | 1 | | | | 3 | | | | | |
| OFFENSES & RUNAWAYS | | | | | | | | | | | | | | | 229 | 7 | 7 |
| TOTAL PART II OFFENSES | M | 80 | 53 | 218 | 120 | 73 | 59 | 67 | 55 | 21 | 19 | 11 | 776 | | | | |
| | F | 9 | 5 | 21 | 8 | 11 | 7 | 4 | 1 | 2 | 1 | | 69 | | | | |
| TOTAL MALE + FEMALE | T | 89 | 58 | 239 | 128 | 84 | 66 | 71 | 56 | 23 | 20 | 11 | 845 | 845 | 2045 | 242 | 165 |
| GRAND TOTAL (Part I & Part II Offenses) | M | 112 | 82 | 291 | 172 | 110 | 92 | 92 | 64 | 31 | 30 | 13 | 1089 | | | | |
| | F | 11 | 5 | 26 | 13 | 16 | 8 | 6 | 1 | 2 | 1 | | 89 | | | | |
| GRAND TOTAL - MALE + FEMALE | T | 123 | 87 | 317 | 185 | 126 | 100 | 98 | 65 | 33 | 31 | 13 | 1178 | 1178 | 2793 | 357 | 213 |






POLICE DISPOSITION OF JUVENILES

DOES NOT INCLUDE NEGLECT OR TRAFFIC CASES

| | |
|--|------------|
| <i>Handled within Department and Released</i> | <i>630</i> |
| <i>Referred to Juvenile Court or Probation Department</i> | <i>156</i> |
| <i>Referred to Welfare Agency</i> | <i>0</i> |
| <i>Referred to Other Police Agency</i> | <i>12</i> |
| <i>Referred to Criminal or Adult Court or Other Agency</i> | <i>89</i> |
| <i>Total:</i> | <i>887</i> |

Cook County Sheriff's Police Department





COOK COUNTY, ILLINOIS

This report is mailed monthly to the ILLINOIS DEPARTMENT OF PUBLIC HEALTH, Division of Emergency Medical, Springfield.

REPORT ONLY FOR D.W.I. ANALYSES

Number of D.W.I. Arrests: 195

Number of Breath Analyses: 86

Number Refused Breath Analysis: 75

Number Unable for Breath Analysis: 34

BLOOD ALCOHOL VALUES (Indicate number of values within each range)

.00 - .04
6


.05 - .09
15

.10 - .14
25

.15 - .19
29

.20 - .24
6

.25 - .30
5





FUGITIVE / WARRANT SECTION, Acitivity Report

| | 1972 | 1973 | 1974 |
|--|-------|-------|-------|
| <i>Warrants Received</i> | 8305 | 8109 | 9113 |
| <i>Warrants Unable to Locate</i> | 1714 | 1286 | 1444 |
| <i>Warrants Recalled/Quashed</i> | 872 | 1310 | 1106 |
| <i>Warrants Lodged</i> | 1066 | 2211 | 2753 |
| <i>Warrants Turned over to Other Teams</i> | 2356 | 1628 | 574 |
| <i>Warrants Serviced by Arrest</i> | 2297 | 2016 | 2111 |
| <i>W.S. by Arrest thru Investigation</i> | 1350 | 719 | 733 |
| <i>W.S. by Arrest Received from another agency</i> | 990 | 1273 | 1355 |
| <i>Number of Persons Arrested</i> | 1798 | 1620 | 1699 |
| <i>Extraditions</i> | 98 | 54 | 71 |
| <i>Wake Orders</i> | 46 | 80 | 126 |
| <i>Writs Serviced</i> | 6031 | 6824 | 5865 |
| <i>Wanted Stops on Leads Machine</i> | 4035 | 10708 | 14274 |
| <i>Warrants by Districts</i> | 13166 | 14878 | 18422 |
| <i>Chicago Police Department Stops Placed</i> | | | 4088 |
| <i>Chicago Police Department Stops Cancelled by Arrest/Quashed</i> | | | 3394 |

CRIMINALISTICS SECTION


| <i>Office</i> | <i>Evidence Technician Assignments</i> | <i>Photographic Prints Assignments</i> | <i>Mugg Prints</i> |
|-------------------------------------|--|--|--------------------|
| <i>Cook County Sheriff's Police</i> | 870 | 12,797 | 6,643 |
| <i>States Attorney's Office</i> | 304 | 1,833 | 64 |
| <i>Other Agencies</i> | 916 | 9,220 | 1,864 |
| <i>Surveillances</i> | 18 | | |
| TOTALS: | 2,108 | 23,850 | 8,571 |

Total Physical Evidence Handled 2,756
Total Mugg Megatives, including M-Muggs 3,383
Total Mug & Photographic Prints Made 32,421

| <i>INVESTIGATIONS</i> | | | |
|-----------------------|------------|-----------------|------------|
| <i>Deaths</i> | | <i>Other</i> | |
| <i>Homicide</i> | 57 | <i>Rape</i> | 38 |
| <i>Suicide</i> | 37 | <i>Robbery</i> | 75 |
| <i>Natural</i> | 31 | <i>Burglary</i> | 595 |
| <i>Fatals</i> | 65 | | |
| <i>Unknown</i> | 24 | | |
| TOTALS | 214 | TOTALS | 708 |



*Officers Assigned: 1 Supervisor
 12 Patrolman (1 S,A,Officer)*





On September 1, 1970 the Cook County Sheriff's Police Department took over the task of Policing the City of Burbank, Illinois.

The following pages are a compilation of the various statistics and records which were handled by the Cook County Sheriff's Police Department for the City of Burbank which were forwarded to the Illinois Crime Studies in Springfield on a monthly basis.





CURRENT POPULATION DATA

IN CONNECTION WITH THE UNIFORM CRIME REPORTING PROGRAM,
the 1974 population figure for the Burbank Area is
stated below.

1. Jurisdiction Area Burbank
2. NCIC NO. Illinois IL 0168C
3. Jurisdictional Population 29854
4. Year of Census Count 1974
5. Source of this figure Special Cook County
Census, Cook County Bureau of Administration
6. Jurisdictional Square Miles 12
7. Has there been a change in Jurisdiction
Square Miles in the past year: Yes
8. How has Area Size Changed Larger





NUMBER OF FULL-TIME LAW ENFORCEMENT EMPLOYEES

as of September, 1974

BURBANK, ILLINOIS

IL0168C

| | Male | Female | Total |
|--|-----------|--------|-------|
| Full-time sworn law enforcement officers (Does not include Chief, Sheriff) | 19 | 0 | 19 |
| <hr/> | | | |
| TYPE OF PATROL | 1st | 2nd | 3rd |
| Watches | | | |
| One man vehicles | | | |
| Number of beats | 4 | 4 | 4 |
| Number of miles patrolled | <u>48</u> | | |

—








SHERIFF'S POLICE DEPARTMENT

INCIDENCE OF CRIME

| BURBANK | | | | | | | | | | |
|-----------------------------|----------------|----------------|----------------|----------------------|-------------------------------------|----------------------|----------------|----------------------|----------------|----------------------|
| OFFENSE/CLASSIFICATION | RE- PORTE D | UN- FOUNDED | ACTUAL 1974 | CLEAR- UP 1974 | ACTUAL 1973 | CLEAR- UP 1973 | ACTUAL 1972 | CLEAR- UP 1972 | ACTUAL 1971 | CLEAR- UP 1971 |
| Assault - Agg. Firearm | 7 | | 7 | 5 | TOTALS FOR BATTERY ARE INCLUDED | | | | | |
| Assault - Agg. Knife or Cut | 5 | 1 | 4 | 3 | IN TOTAL ASSAULTS FOR THESE YEARS | | | | | |
| Assault - Agg. Other Weap | 2 | | 2 | 2 | | | | | | |
| Assault - Agg. Hands, Etc. | 2 | | 2 | 2 | | | | | | |
| Simple Assault | 10 | 1 | 9 | 5 | | | | | | |
| TOTAL ASSAULT | 26 | 2 | 24 | 17 | 137 | 107 | 185 | 141 | 183 | 110 |
| Forcible Burglary | 196 | 29 | 167 | 25 | | | | | | |
| Unlawful Burglary (No Force | 98 | 15 | 83 | 32 | | | | | | |
| Attempts: Forcible Entry | 63 | 34 | 29 | 3 | | | | | | |
| TOTAL BURGLARY | 357 | 78 | 279 | 60 | 191 | 40 | 160 | 64 | 130 | 14 |
| Burg. from Auto \$150. over | 34 | 5 | 29 | 7 | | | | | | |
| Burg. from Auto \$150 under | 102 | 12 | 90 | 23 | | | | | | |
| Attempts: Burgl from Auto | 14 | 2 | 12 | 5 | | | | | | |
| TOTAL BURG. FROM AUTO | 150 | 19 | 131 | 35 | THESE TOTALS ARE INCLUDED IN THEFTS | | | | | |
| Theft over \$150. | 44 | 4 | 40 | 8 | | | | | | |
| Theft under \$150. | 431 | 42 | 389 | 77 | | | | | | |
| Attempts: Theft | 26 | 5 | 21 | 7 | | | | | | |
| TOTAL THEFTS | 501 | 51 | 450 | 92 | 425 | 68 | 416 | 178 | 359 | 68 |
| Auto Thefts | 122 | 29 | 93 | 10 | | | | | | |
| Trucks & Buses Thefts | 7 | 1 | 6 | | | | | | | |
| Thefts of other Vehicles | 5 | | 5 | | | | | | | |
| Attempts: Motor Vehicles | 9 | | 9 | 4 | | | | | | |
| TOTAL THEFTS VEHICLE | 143 | 30 | 113 | 14 | 89 | 28 | 67 | 23 | 56 | 4 |
| TOTAL PART I OFFENSES | 1389 | 199 | 1190 | 368 | 855 | 251 | 840 | 408 | 742 | 203 |






SHERIFF'S POLICE DEPARTMENT

INCIDENCE OF CRIME

| BURBANK | RE- PORTED | UN- FOUNDED | ACTUAL 1974 | CLEAR- UP 1974 | ACTUAL 1973 | CLEAR- UP 1973 | ACTUAL 1972 | CLEAR- UP 1972 | ACTUAL 1971 | CLEAR- UP 1971 |
|--------------------------------|---------------|----------------|----------------|----------------------|----------------|----------------------|----------------|----------------------|----------------|----------------------|
| Arson - Explosive Device | 2 | | 2 | | | | | | | |
| Arson - Incen. Device | 7 | 3 | 4 | 1 | | | | | | |
| Possession: Explosives | | | | | | | | | | |
| Attempts: Arson | 2 | 2 | | | | | | | | |
| TOTAL ARSON | 11 | 5 | 6 | 1 | 11 | 1 | 1 | 0 | 2 | 2 |
| Deceptive Practices | 12 | 1 | 11 | 8 | | | | | | |
| Forgery | 2 | 1 | 1 | | | | | | | |
| Fraud | 6 | | 6 | 1 | | | | | | |
| Emblezzlement | | | | | | | | | | |
| Credit Cards | 2 | | 2 | 2 | | | | | | |
| Deceptive Alter. of Coins | 1 | 1 | | | | | | | | |
| Impersonating an Officer | | | | | | | | | | |
| Attempts: Deception | | | | | | | | | | |
| TOTAL DECEPTION | 23 | 3 | 20 | 11 | 10 | 3 | 16 | 10 | 12 | 6 |
| Stolen Property, Buy, Rec. Pos | | | | | | | | | | |
| Theft of Labor. Serv. Prop. | 8 | | 8 | 4 | | | | | | |
| Theft of Lost/Mislaid Prop. | | | | | | | | | | |
| Poss. Keys or Dev. Coin Mach | | | | | | | | | | |
| TOTAL STOLEN PROPERTY | 8 | | 8 | 4 | 10 | 6 | 5 | 2 | 1 | 1 |
| Crim. Dam. to Property | 504 | 32 | 472 | 73 | | | | | | |
| Crim. Dam to Vehicle | 225 | 8 | 217 | 57 | | | | | | |
| Crim. Tress. to Land | 13 | 1 | 12 | 5 | | | | | | |
| Crim. Dam. to State Prop. | 19 | | 19 | 3 | | | | | | |
| Crim. Trespass to State Land | 2 | | 2 | 1 | | | | | | |
| Crim. Tres. to Veh. | 4 | | 4 | 1 | | | | | | |
| TOTAL VANDALISM | 767 | 41 | 726 | 140 | 546 | 169 | 433 | 194 | 428 | 65 |
| Unlawful use of Weapons | 16 | 3 | 13 | 9 | | | | | | |
| Unlaw Sale of Firearms | 1 | | 1 | 1 | | | | | | |
| Unlaw. Poss. Firearms/Ammun. | | | | | | | | | | |
| TOTAL WEAPONS | 17 | 3 | 14 | 10 | 9 | 5 | 7 | 6 | 15 | 15 |







SHERIFF'S POLICE DEPARTMENT

INCIDENCE OF CRIME

| BURBANK | | | | | | | | | | |
|---------------------------|---------------|----------------|----------------|----------------------|----------------|----------------------|----------------|----------------------|----------------|----------------------|
| OFFENSE/CLASSIFICATION | RE- PORTED | UN- FOUNDED | ACTUAL 1974 | CLEAR- UP 1974 | ACTUAL 1973 | CLEAR- UP 1973 | ACTUAL 1972 | CLEAR- UP 1972 | ACTUAL 1971 | CLEAR- UP 1971 |
| Prostitution | 1 | | 1 | 1 | | | | | | |
| Soliciting for a Prost. | | | | | | | | | | |
| Pandering | | | | | | | | | | |
| Keeping a Place of Prost. | | | | | | | | | | |
| Patroniz. a Prostitute | | | | | | | | | | |
| Pimping | | | | | | | | | | |
| TOTAL PROSTITUTION | 1 | 0 | 1 | 1 | 3 | 3 | 0 | 0 | 0 | 0 |
| Obscenity | 8 | 2 | 6 | 6 | | | | | | |
| Harmful Material | | | | | | | | | | |
| Tie-in Sales of Abscene | | | | | | | | | | |
| Deviate Sexual Conduct | | | | | | | | | | |
| Deviate Sexual Assault | | | | | | | | | | |
| Indec.Lib.with a Child | 4 | | 4 | 4 | | | | | | |
| Contrib.Sec. Child | 1 | | 1 | 1 | | | | | | |
| Indec. solic. Child | | | | | | | | | | |
| Public Indecency | 7 | 1 | 6 | 1 | | | | | | |
| Aggravated Incest | | | | | | | | | | |
| Incest | | | | | | | | | | |
| All Others | 2 | 1 | 1 | | | | | | | |
| Attempts:Sex Offenses | | | | | | | | | | |
| TOTAL SEX OFFENSES | 22 | 4 | 18 | 11 | 22 | 10 | 45 | 16 | 28 | 9 |
| Bookmaking | 3 | 1 | 2 | 2 | | | | | | |
| Numbers - Lottery | | | | | | | | | | |
| Keep. a Gambling Place | | | | | | | | | | |
| Reg. of Fed.Gamb.Stamps | | | | | | | | | | |
| Card Game:Operating | | | | | | | | | | |
| Card Game: Playing | | | | | | | | | | |
| Dice Game: Operating | | | | | | | | | | |
| Dice Game: Playing | | | | | | | | | | |
| Garbling Device | | | | | | | | | | |
| All Other | | | | | | | | | | |
| TOTAL GAMBLING | 3 | 1 | 2 | 2 | 3 | 2 | 1 | 0 | 0 | 0 |







SHERIFF'S POLICE DEPARTMENT

INCIDENCE OF CRIME

| BURBANK | | | | | | | | | | |
|-------------------------------|---------------|----------------|----------------|----------------------|----------------|----------------------|----------------|----------------------|----------------|----------------------|
| OFFENSE/CLASSIFICATION | RE- PORTED | UN- FOUNDED | ACTUAL 1974 | CLEAR- UP 1974 | ACTUAL 1973 | CLEAR- UP 1973 | ACTUAL 1972 | CLEAR- UP 1972 | ACTUAL 1971 | CLEAR- UP 1971 |
| Driv. Under the Infl. Alcoh. | 39 | | 39 | 39 | 37 | 35 | 24 | 25 | 32 | 32 |
| Driv. Under the Infl. Drugs | | | | | | | | | | |
| Transp. Alcoh. Liquor | 34 | | 34 | 34 | 34 | 33 | 37 | 35 | 26 | 24 |
| Reckless Driving | 8 | | 8 | 8 | | | | | | |
| Hit and Run | 36 | | 36 | 36 | | | | | | |
| Drag Racing | 12 | | 12 | 12 | | | | | | |
| No Registration | 60 | | 60 | 60 | | | | | | |
| Revoked, Canc. Registration | | | | | | | | | | |
| Improp. Use of Regist. | 12 | | 12 | 12 | | | | | | |
| No Drivers License | 87 | | 87 | 87 | | | | | | |
| Susp. Revoked Driv. License | 19 | | 19 | 19 | | | | | | |
| Unlawful Use of Driv. Lic. | 2 | | 2 | 2 | | | | | | |
| TOTAL MOTOR VEHICLE OFF. | 309 | | 309 | 309 | 71 | 68 | 61 | 60 | 58 | 56 |
| Vagrancy | 1 | | 1 | 1 | | | | | | |
| Drunkenness (Local Laws) | 3 | | 3 | 1 | | | | | | |
| Prowler | 3 | | 3 | 1 | | | | | | |
| Telephone Threat | 18 | | 18 | 6 | | | | | | |
| Obscene Phone Calls | 9 | 1 | 8 | 3 | | | | | | |
| False Fire Alarm | | | | | | | | | | |
| Bomb Threat | 5 | 2 | 3 | 1 | | | | | | |
| False Police Report | | | | | | | | | | |
| Peeping Tom | 5 | 2 | 5 | 1 | | | | | | |
| Confinement/Prevent Crime | | | | | | | | | | |
| Other - Not Drunkenness | 43 | | 43 | 26 | | | | | | |
| Air Rifles | | | | | | | | | | |
| Fireworks | 2 | | 2 | | | | | | | |
| Mob Action & Related Off. | | | | | | | | | | |
| Armed Violence | | | | | | | | | | |
| Public Demonstration | | | | | | | | | | |
| Looting | | | | | | | | | | |
| Prty. Forfeit. (Pub. Nuis.) | | | | | | | | | | |
| Interfer. with a Pub. Instit. | | | | | | | | | | |
| TOTAL DISORDERLY CONDUCT | 89 | 3 | 86 | 40 | 194 | 64 | 248 | 104 | 177 | 93 |






SHERIFF'S POLICE DEPARTMENT

INCIDENCE OF CRIME

| BURBANK | | | | | | | | | | |
|--|---------------|----------------|----------------|----------------------|----------------|----------------------|----------------|----------------------|----------------|----------------------|
| OFFENSE/CLASSIFICATION | RE- PORTED | UN- FOUNDED | ACTUAL 1974 | CLEAR- UP 1974 | ACTUAL 1973 | CLEAR- UP 1973 | ACTUAL 1972 | CLEAR- UP 1972 | ACTUAL 1971 | CLEAR- UP 1971 |
| Resis.or Obstruct Peace Off | 3 | | 3 | | | | | | | |
| Refusing to Aid an Officer | | | | | | | | | | |
| Obstructing Justice | | | | | | | | | | |
| Concealing/Aiding Pugitive | | | | | | | | | | |
| Escape | 2 | 1 | 1 | | | | | | | |
| Interfer. w/Jud. Proced. | | | | | | | | | | |
| Contempt of Court | | | | | | | | | | |
| Bribery | | | | | | | | | | |
| Intimidation | | | | | | | | | | |
| Extortion | | | | | | | | | | |
| Viol of Civil Rights | | | | | | | | | | |
| Criminal Defamation | | | | | | | | | | |
| Kidnaping | 1 | 1 | | | | | | | | |
| Aggravated Kidnapping | | | | | | | | | | |
| Unlawful Restraint | | | | | | | | | | |
| Poss. of Burglary Tools | | | | | | | | | | |
| Draft Cards - Destruction | | | | | | | | | | |
| Probation - Violation | | | | | | | | | | |
| Parole - Revocation | | | | | | | | | | |
| Suspicion | 847 | 5 | 842 | 6 | | | | | | |
| A.W.O.L. & Desertion | | | | | | | | | | |
| Illegal Entry - Alien | 1 | | 1 | 1 | | | | | | |
| Other Crim. Offenses | 221 | | 221 | 5 | | | | | | |
| TOTAL OTHER OFFENSES | 1075 | 7 | 1068 | 17 | 806 | 19 | 543 | 66 | 189 | 15 |
| TOTAL PART II OFFENSES | 2426 | 68 | 2358 | 654 | 1781 | 439 | 1410 | 505 | 927 | 314 |
| TOTAL PART I AND PART II OFFENSES | 3815 | 267 | 3548 | 1022 | 2636 | 690 | 2250 | 913 | 1969 | 517 |
| | | | | | | | | | | |
| | | | | | | | | | | |
| | | | | | | | | | | |
| | | | | | | | | | | |
| | | | | | | | | | | |
| | | | | | | | | | | |
| | | | | | | | | | | |
| | | | | | | | | | | |






Burbank, Illinois



MISCELLANEOUS POLICE SERVICE - - - non-criminal

| Offense/Classification | 1971 | 1972 | 1973 | 1974 |
|----------------------------------|-------------|-------------|-------------|-------------|
| Lost or Missing - Persons | 127 | 46 | 53 | 95 |
| Lost or Missing - Property | 182 | 288 | 271 | 280 |
| Lost or Missing - Animals | 2 | 5 | 2 | 5 |
| Found - Persons | 133 | 53 | 53 | 94 |
| Found - Property | 101 | 31 | 85 | 87 |
| Found - Animals | 2 | 6 | 16 | 4 |
| Abandoned Autos | 73 | 67 | 38 | 22 |
| Public Accidents or Injuries | 39 | 14 | 17 | 5 |
| Firearms Accidents | 0 | 0 | 1 | 0 |
| Animal Bites | 138 | 110 | 127 | 108 |
| Suicides | 2 | 6 | 0 | 2 |
| Attempted Suicides | 23 | 10 | 8 | 21 |
| Sudden Death - Found Bodies | 53 | 52 | 60 | 55 |
| Injured - Sick Persons Cared For | 115 | 121 | 226 | 552 |
| Mental Cases | 9 | 13 | 15 | 6 |
| Traffic Violations | 1505 | 1883 | 1721 | 1869 |
| Total Breathalyzer Exams | 7 | 1 | 6 | 11 |
| Total Investigations | 1 | 3 | 0 | 0 |
| Vehicle Accidents | 921 | 1122 | 1193 | 1386 |
| Vehicles Towed | 271 | 224 | 280 | 307 |
| Fires | 79 | 73 | 70 | 169 |
| Warrant Offenses (Case Reports) | 102 | 157 | 156 | 64 |
| Other Incidents | 1010 | 2741 | 4041 | 4247 |
| Assist to Other Agencies | 76 | 151 | 240 | 148 |
| TOTAL PART III INCIDENTS | 4971 | 7177 | 8679 | 9537 |





BURBANK, ILLINOIS

MOTOR VEHICLE ACCIDENTS

| Classification | 1971 | 1972 | 1973 | 1974 |
|---|------|------|------|------|
| Fatal Accidents | 0 | 0 | 1 | 4 |
| Personal Injury Accidents | 153 | 127 | 154 | 180 |
| Property Damage Accidents | 768 | 995 | 1038 | 1203 |
| Total Accidents | 921 | 1122 | 1193 | 1386 |
| Hit and Run Accidents | 146 | 172 | 123 | 150 |
| Number of Persons Killed | 0 | 0 | 5 | 3 |
| Number of Persons Injured | 173 | 134 | 174 | 221 |
| Pedestrians Killed | 0 | 0 | 1 | 0 |
| Pedestrians Injured | 44 | 42 | 27 | 21 |
| Enforcement - Citations (Issued on Accidents only) | 450 | 570 | 650 | 768 |

ACTIVITY REPORT

| Classification | 1971 | 1972 | 1973 | 1974 |
|--|------|------|-------|-------|
| Citizens Complaint 's Received (number of Case Reports) | 5308 | 9265 | 10209 | 11280 |
| Arrest Booking Reports | 945 | 817 | 672 | 618 |
| Fingerprints Taken | 81 | 82 | 96 | 64 |

Name Checks and Reports sent out on Requests
are counted in the County Report.


[Illegible handwritten text]





Burbank, Illinois

| N A R C O T I C O F F E N S E S | | | | | |
|-----------------------------------|--------------------|------------------|--------------------------|--------------------------|---------------|
| Year | Number of Offenses | Offenses Cleared | Juvenile Arrests | Adult Arrests | Total Arrests |
| 1971 | 14 | 14 | 4 <u>m-1</u> f-3 | 28 <u>m-25</u> f-3 | 32 |
| 1972 | 13 | 13 | 0 | 32 <u>m-29</u> f-3 | 32 |
| 1973 | 11 | 11 | 7 <u>m-4</u> f-3 | 14 <u>m-13</u> f-1 | 21 |
| 1974 | 25 | 25 | 29 <u>m-29</u> f-0 | 18 <u>m-17</u> f-1 | 47 |
| | | | | | |
| | | | | | |



SHERIFF POLICE DEPARTMENT

BURBANK, ILLINOIS

ADDITIONAL ANALYSIS BY CLASSIFICATION

VALUE OF PROPERTY STOLEN

| OFFENSE/CLASSIFICATION | Department Totals | |
|------------------------------|--------------------|-----------------------|
| | Number of Offenses | Value Property Stolen |
| ROBBERY: | | |
| HIGHWAY | 3 | \$ 100 |
| COMMERCIAL HOUSE | 7 | 2066 |
| OIL STATION | 2 | 325 |
| CHAIN STORE | 4 | 1204 |
| RESIDENCE | 1 | 100 |
| BANK | 0 | 0 |
| MISCELLANEOUS | 3 | 300 |
| TOTAL ROBBERY | 20 | 4095 |
| BURGLARY: | | |
| RESIDENCE/NIGHT | 73 | 19226 |
| RESIDENCE/DAY | 56 | 13592 |
| RESIDENCE/UNKNOWN | 62 | 8840 |
| NONRESIDENCE/NIGHT | 50 | 8280 |
| NONRESIDENCE/DAY | 7 | 381 |
| NONRESIDENCE/UNKNOWN | 31 | 2913 |
| TOTAL BURGLARY | 279 | 53234 |
| LARCENY/THEFT: | | |
| POCKET PICKING | 4 | 417 |
| PURSE SNATCHING | 3 | 118 |
| SHOPLIFTING | 31 | 3235 |
| FROM AUTOS (Not Accessories) | 107 | 6331 |
| AUTO ACCESSORIES | 161 | 3496 |
| BICYCLES | 109 | 4585 |
| FROM BUILDINGS | 47 | 3297 |
| FROM COIN DEVICES | 3 | 2 |
| ALL OTHER LARCENIES | 116 | 23154 |
| TOTAL LARCENIES | 581 | 44635 |
| AUTO THEFT: | 113 | 152835 |
| TOTALS: | 993 | 254799 |



10



PROPERTY STOLEN/RECOVERED BY TYPE AND VALUE

BURBANK, ILLINOIS

| Type of Property | Stolen | Recovered |
|---|---------------|---------------|
| Currency, Checks, Bonds, etc. | \$ 29,530.00 | \$ 1,798.00 |
| Valuables, Furs, Jewelry, etc. | 5,705.00 | 506.00 |
| Soft Goods, Clothing, Text. etc. | 4,939.00 | 161.00 |
| Liquor, Tobacco, Food | 3,932.00 | 50.00 |
| Hard Goods, Appliances, etc. | 14,641.00 | 525.00 |
| Drugs, Narcotics & Medicine | 0.00 | 0.00 |
| Hardware, Bldg. Materials | 22,834.00 | 1,000.00 |
| Recreational Equipment | 10,650.00 | 1,838.00 |
| Auto Accessories | 1,890.00 | 80.00 |
| Autos/Stolen Locally | 152,835.00 | 78,955.00 |
| Autos/Stolen Out-of-town (Autos stolen outside Burbank Jurisdiction not charged to this Department) | | 22,700.00 |
| Miscellaneous | 7,843.00 | 91.00 |
| TOTALS: | \$ 254,799.00 | \$ 107,704.00 |



BURBANK, ILLINOIS



Stolen and Recovered Property is classified in a more condensed version for the Burbank Report.

The same property is broken into more categories for the Illinois Crime Report.

Property which has been reported in "other" for the ICR has been classified for the Burbank Report.

The following report was submitted to the Illinois Crime monthly:

| Property Classification | Stolen | Recovered |
|-------------------------|---------------|---------------|
| Appliances | 832.00 | 50.00 |
| Auto Parts | 925.00 | 80.00 |
| Bicycles | 7,048.00 | |
| Boats | 1,000.00 | |
| Cameras | 350.00 | 100.00 |
| Checks | 689.00 | |
| Chemicals | 15.00 | |
| Cigaretts/Tobacco | 308.00 | |
| Clothing | 4,388.00 | 43.00 |
| Construction Equipment | 17,540.00 | |
| Consumables | 2,897.00 | |
| Currency | 28,841.00 | 1,798.00 |
| Fishing Equipment | 150.00 | |
| Furnishings | 15.00 | |
| Guns- Hand guns | 75.00 | 75.00 |
| Guns - Shot guns | 200.00 | |
| Jewelry | 5,180.00 | 406.00 |
| Lawn Mowers Powered | 75.00 | |
| Liquor | 877.00 | |
| Mini Bikes | 1,170.00 | 970.00 |
| Office Equipment | 895.00 | |
| Purse or Wallet | 551.00 | 118.00 |
| Radio | 1,085.00 | |
| Sporting Equipment | 505.00 | |
| Stereos | 6,451.00 | 400.00 |
| Tape Decks | 770.00 | 75.00 |
| Tape Recorder | 193.00 | |
| Tapes | 1,820.00 | |
| Televisions | 5,700.00 | |
| Tools | 4,194.00 | 1,000.00 |
| Tires | 655.00 | |
| Vehicles | 152,835.00 | 101,655.00 |
| Other | 6,570.00 | 91.00 |
| Totals: | \$ 254,799.00 | \$ 107,704.00 |





SHERIFF'S POLICE DEPARTMENT
BURBANK

AGE AND SEX OF PERSONS ARRESTED UNDER 23 YEARS OF AGE
(INCLUDES PERSONS ARRESTED AND NOT FORMALLY CHARGED)


| | | DEPARTMENT TOTALS | | | | | | | | | | | Totals By Sex | Total | |
|---------------------------|-----|-------------------|---------|---------|----|----|----|----|----|----|----|----|---------------------|-------|-----|
| OFFENSE/CLASSIFICATION | SEX | 10 AND UNDER | 11 - 12 | 13 - 14 | 15 | 16 | 17 | 18 | 19 | 20 | 21 | 22 | | | |
| MURDER | M | | | | | | | | | | | | | | |
| | F | | | | | | | | | | | | | | |
| MANSLAUGHTER | M | | | | | | | | | | | | | | |
| | F | | | | | | | | | | | | | | |
| FORCIBLE RAPE | M | | | | | | | | | | | | | | |
| ATTEMPTED RAPE | M | | | | | | | | | | | | | | |
| TOTAL RAPE | M | | | | | | | | | | | | | | |
| ROBBERY | M | | | | | | 1 | | 1 | 2 | 1 | | 5 | | 5 |
| | F | | | | | | | | | | | | | | |
| ASSAULT/BATTERY | M | | | 2 | 4 | 20 | 3 | 7 | 10 | 7 | 1 | 3 | 57 | | 58 |
| | F | | | | | 1 | | | | | | | 1 | | |
| BURGLARY | M | | | 5 | 8 | 4 | 1 | 1 | 2 | | 1 | | 22 | | 23 |
| | F | | | | | 1 | | | | | | | 1 | | |
| LARCENY/THEFT | M | | 2 | 2 | 13 | 15 | 3 | 6 | 2 | 1 | 1 | 1 | 46 | | 50 |
| | F | | | 4 | | | | | | | | | 4 | | |
| AUTO THEFT | M | | | 3 | 1 | 3 | | | 1 | | 1 | | 9 | | 9 |
| | F | | | | | | | | | | | | | | |
| TOTAL - PART I OFFENSES | M | | 2 | 12 | 26 | 42 | 8 | 14 | 16 | 10 | 5 | 4 | 139 | | |
| TOTAL - PART I OFFENSES | F | | | 4 | | 2 | | | | | | | 6 | | |
| TOTAL - MALE + FEMALE | T | | 2 | 16 | 26 | 44 | 8 | 14 | 16 | 10 | 5 | 4 | 145 | | 145 |
| ARSON/BOMBING | M | | | | 2 | 1 | 1 | 1 | | 1 | | | 6 | | 6 |
| | F | | | | | | | | | | | | | | |
| FORGERY/COUNTERFEITING | M | | | | | | | | | | | | | | |
| | F | | | | | | | | | | | | | | |
| FRAUD/DECEPTIVE PRACTICES | M | | | | 1 | | | | | | 2 | 1 | 4 | | 4 |
| | F | | | | | | | | | | | | | | |
| EMBEZZLEMENT | M | | | | | | | | | | | | | | |
| | F | | | | | | | | | | | | | | |
| STOLEN PROPERTY | M | | 1 | 1 | | 1 | | 6 | | 1 | | | 10 | | 10 |
| | F | | | | | | | | | | | | | | |
| VANDALISM | M | 6 | 3 | 10 | 14 | 7 | 7 | 4 | 3 | 1 | 2 | | 57 | | 60 |
| | F | | | 2 | 1 | | | | | | | | 3 | | |
| WEAPONS | M | | | | | 1 | | | | | | | 2 | | 3 |
| | F | | | | | | 1 | | | | | | 1 | | 4 |
| PROSTITUTION AND VICE | M | | | | | | | | | 1 | | | 1 | | 1 |
| | F | | | | | | | | | | | | | | |

DCS 3616-4

RACES FOR THIS PAGE ARE INCLUDED ON THE NEXT PAGE


43

7



CONTINUED

1 OF 2






**SHERIFF'S POLICE DEPARTMENT
BURBANK**

**AGE AND SEX OF PERSONS ARRESTED UNDER 23 YEARS OF AGE
(INCLUDES PERSONS ARRESTED AND NOT FORMALLY CHARGED)**

| OFFENSE CLASSIFICATION | SEX | DEPARTMENT TOTALS | | | | | | | | | | RACES | | | | | | |
|---------------------------|-----|-------------------|----|-------|-------|-------|-------|-------|-------|-------|-------|---------------------|--------|-------|-------|-------|----------------|--|
| | | AGE | | | | | | | | | | Totals By Sex | Totals | WHITE | NEGRO | OTHER | | |
| | | 23 | 24 | 25-29 | 30-34 | 35-39 | 40-44 | 45-49 | 50-54 | 55-59 | 60-64 | | | | | | 65 AND OVER | |
| MURDER | M | | | | | | | | | | | | | | | | | |
| MURDER | F | | | | | | | | | | | | | | | | | |
| MANSLAUGHTER | M | | | | | | | | | | | | | | | | | |
| MANSLAUGHTER | F | | | | | | | | | | | | | | | | | |
| FORCIBLE RAPE | M | | | | | | | | | | | | | | | | | |
| ATTEMPTED RAPE | M | | | | | | | | | | | | | | | | | |
| TOTAL RAPE | M | | | | | | | | | | | | | | | | | |
| ROBBERY | M | | | | | | | | | | | | | | | | | |
| ROBBERY | F | | | | | | | | | | | | 3 | | 2 | | | |
| ASSAULT/BATTERY | M | 3 | 6 | 6 | 7 | 5 | 3 | 4 | 2 | 1 | 1 | 38 | | | | | | |
| ASSAULT/BATTERY | F | | 1 | | | 1 | | | | | 1 | 3 | 97 | | 2 | | | |
| BURGLARY | M | | 2 | | | 1 | | | | | | 3 | | | | | | |
| BURGLARY | F | | | | | | | | | | | | 26 | | | | | |
| LARCENY/THEFT | M | 1 | | 3 | | 1 | | 1 | | 1 | | 7 | | | | | | |
| LARCENY/THEFT | F | | | | | | | | | | | | 50 | | 7 | | | |
| AUTO THEFT | M | | | 3 | | | | | | | | 3 | | | | | | |
| AUTO THEFT | F | | | | | | | | | | | | 12 | | | | | |
| TOTAL - PART I OFFENSES | M | 4 | 8 | 12 | 7 | 7 | 3 | 5 | 2 | 2 | 1 | 51 | | | | | | |
| TOTAL - PART I OFFENSES | F | | 1 | | | 1 | | | | | 1 | 3 | | | | | | |
| TOTAL - MALE + FEMALE | T | 4 | 9 | 12 | 7 | 8 | 3 | 5 | 2 | 2 | 2 | 54 | 188 | 9 | 2 | | | |
| ARSON/BOMBING | M | | | | | | | | | | | | | | | | | |
| ARSON/BOMBING | F | | | | | | | | | | | | 6 | | | | | |
| FORGERY/COUNTERFEITING | M | | | | | | | | | | | | | | | | | |
| FORGERY/COUNTERFEITING | F | | | | | | | | | | | | | | | | | |
| FRAUD/DECEPTIVE PRACTICES | M | | | | | | | | | | | | | | | | | |
| FRAUD/DECEPTIVE PRACTICES | F | | | | | | | | | | | | 1 | | 3 | | | |
| EMBEZZLEMENT | M | | | | | | | | | | | | | | | | | |
| EMBEZZLEMENT | F | | | | | | | | | | | | | | | | | |
| STOLEN PROPERTY | M | | | | | | | | | | | | | | | | | |
| STOLEN PROPERTY | F | | | | | | | | | | | | 10 | | | | | |
| VANDALISM | M | 1 | | 3 | 3 | 1 | | 2 | | | | 10 | | | | | | |
| VANDALISM | F | | | | | | | | | | | | 69 | | 1 | | | |
| WEAPONS | M | | 1 | 1 | | | | | 1 | | | 3 | | | | | | |
| WEAPONS | F | | | | | | | | | | | | 7 | | | | | |
| PROSTITUTION AND VICE | M | | | | | | | | | | | | | | | | | |
| PROSTITUTION AND VICE | F | | | | | | | | | | | | 1 | | | | | |






SHERIFF'S POLICE DEPARTMENT
 Burbank, Illinois
AGE AND SEX OF PERSONS ARRESTED UNDER 23 YEARS OF AGE
 (INCLUDES PERSONS ARRESTED AND NOT FORMALLY CHARGED)

| OFFENSE/CLASSIFICATION | SEX | DEPARTMENT TOTALS | | | | | | | | | | | Totals By Sex | Totals |
|--|-----|-------------------|-------|-------|----|-----|----|----|----|----|----|----|---------------------|--------|
| | | AGE | | | | | | | | | | | | |
| | | 10 AND UNDER | 11-12 | 13-14 | 15 | 16 | 17 | 18 | 19 | 20 | 21 | 22 | | |
| SEX OFFENSES | M | | 2 | | | | | | 1 | | | | 4 | 4 |
| | F | | | | | | | | | | | | | |
| NARCOTIC OFFENSES | M | | 2 | 3 | 10 | 14 | 5 | 2 | 2 | 2 | 1 | 1 | 42 | 43 |
| | F | | | | | | | 1 | | | | | 1 | |
| BOOKMAKING | M | | | | | | | | | | | | | |
| | F | | | | | | | | | | | | | |
| NUMBERS AND LOTTERY | M | | | | | | | | | | | | | |
| | F | | | | | | | | | | | | | |
| ALL OTHER GAMBLING | M | | | | | | | | | | | | | |
| | F | | | | | | | | | | | | | |
| TOTAL GAMBLING | M | | | | | | | | | | | | | |
| | F | | | | | | | | | | | | | |
| FAMILY AND CHILDREN | M | | 1 | 1 | 1 | 1 | | | | | | | 4 | 7 |
| | F | | | 1 | 1 | 1 | | | | | | | 3 | |
| DRIVING UNDER INFLUENCE | M | | | | | | | 3 | 1 | 3 | 2 | 3 | 12 | 12 |
| | F | | | | | | | | | | | | | |
| LIQUOR LAW VIOLATIONS | M | | | | 2 | 13 | 3 | 3 | 7 | 5 | 2 | 2 | 37 | 41 |
| | F | | | | 2 | | 1 | 1 | | | | | 4 | |
| DISORDERLY CONDUCT | M | | | | 3 | 12 | 13 | 9 | 9 | 7 | 7 | 3 | 63 | 74 |
| | F | | | 1 | 4 | | 3 | 2 | | | | 1 | 11 | |
| ALL OTHER OFFENSES | M | | | | 3 | 15 | 2 | | | 7 | 1 | | 28 | 29 |
| | F | | | | | | | | 1 | | | | 1 | |
| CURFEW & LOITERING (Juveniles Only) | M | | | 1 | | 3 | | | | | | | 4 | 6 |
| | F | | | 1 | | 1 | | | | | | | 2 | |
| RUNAWAYS (Juveniles Only) | M | | | 1 | 1 | 2 | | | | | | | 4 | 19 |
| | F | | | 9 | 3 | 3 | | | | | | | 15 | |
| TOTAL PART II OFFENSES | M | 6 | 10 | 17 | 36 | 71 | 31 | 28 | 23 | 28 | 17 | 12 | 279 | 320 |
| | F | | | 14 | 11 | 5 | 5 | 4 | 1 | | | 1 | 41 | |
| TOTAL MALE + FEMALE | T | 6 | 10 | 31 | 47 | 76 | 36 | 32 | 24 | 28 | 17 | 13 | 320 | 320 |
| GRAND TOTAL (Part I Part II Offenses) | M | 6 | 12 | 29 | 62 | 113 | 39 | 42 | 39 | 38 | 22 | 16 | 418 | 465 |
| | F | | | 18 | 11 | 7 | 5 | 4 | 1 | | | 1 | 47 | |
| GRAND TOTAL - MALE + FEMALE | T | 6 | 12 | 47 | 73 | 120 | 44 | 46 | 40 | 38 | 22 | 17 | 465 | 465 |

DCS J616

RACES FOR THIS PAGE ARE INCLUDED ON THE NEXT PAGE

h Sh.






SHERIFF'S POLICE DEPARTMENT
Burbank, Illinois
AGE AND SEX OF PERSONS ARRESTED OVER 23 YEARS OF AGE
(INCLUDES PERSONS ARRESTED AND NOT FORMALLY CHARGED)

| OFFENSE/CLASSIFICATION | SEX | DEPARTMENT TOTALS | | | | | | | | | | RACES | | | | | | |
|--|-----|-------------------|----|-------|-------|-------|-------|-------|-------|-------|-------|---------------------|--------|-------|-------|-------|----------------|--|
| | | AGE | | | | | | | | | | Totals By Sex | Totals | WHITE | NEGRO | OTHER | | |
| | | 23 | 24 | 25-29 | 30-34 | 35-39 | 40-44 | 45-49 | 50-54 | 55-59 | 60-64 | | | | | | 65 AND OVER | |
| SEX OFFENSES | M | | | 1 | | | | | | | | 1 | | | | | | |
| | F | | | | | | | | | | | | 5 | | | | | |
| NARCOTIC OFFENSES | M | 3 | | 1 | | | | | | | | 4 | | | | | | |
| | F | | | | | | | | | | | | 41 | 5 | 1 | | | |
| BOOKMAKING | M | | | | | | | | | | | | | | | | | |
| | F | | | | | | | | | | | | | | | | | |
| NUMBERS AND LOTTERY | M | | | | | | | | | | | | | | | | | |
| | F | | | | | | | | | | | | | | | | | |
| ALL OTHER GAMBLING | M | | | | | | | | | | | | | | | | | |
| | F | | | | | | | | | | | | | | | | | |
| TOTAL GAMBLING | M | | | | | | | | | | | | | | | | | |
| | F | | | | | | | | | | | | | | | | | |
| FAMILY AND CHILDREN | M | | | | | | | 1 | | | | 1 | | | | | | |
| | F | | | | | | | | | | | | 8 | | | | | |
| DRIVING UNDER INFLUENCE | M | 1 | 1 | 3 | 3 | 2 | | 3 | 4 | 2 | 2 | 1 | 22 | | | | | |
| | F | | | | | | 1 | | | | | 1 | 30 | 1 | 4 | | | |
| LIQUOR LAW VIOLATIONS | M | | 1 | 3 | | 2 | | 1 | 2 | 4 | | 13 | | | | | | |
| | F | | | | | | 3 | | 1 | 1 | | 4 | 54 | 2 | 2 | | | |
| DISORDERLY CONDUCT | M | | | 8 | 3 | | 1 | 2 | 1 | 2 | | 18 | | | | | | |
| | F | | | | | | | 1 | 1 | | | 2 | 90 | 1 | 3 | | | |
| ALL OTHER OFFENSES | M | | | 1 | | | | | | | | 1 | | | | | | |
| | F | | | | | | | | | | | | 25 | | 5 | | | |
| CURFEWS & RUNAWAYS | | | | | | | | | | | | | 25 | | | | | |
| TOTAL PART II OFFENSES | M | 5 | 3 | 21 | 9 | 5 | 1 | 9 | 8 | 8 | 2 | 73 | | | | | | |
| | F | | | | | | 4 | 1 | 1 | 1 | | 7 | | | | | | |
| TOTAL MALE + FEMALE | T | 5 | 3 | 21 | 9 | 5 | 5 | 10 | 9 | 9 | 2 | 80 | 372 | 12 | 16 | | | |
| GRAND TOTAL (Part I & Part II Offenses) | M | 9 | 11 | 33 | 16 | 12 | 4 | 14 | 10 | 10 | 3 | 124 | | | | | | |
| | F | | 1 | | | 1 | 4 | 1 | 1 | 1 | 1 | 10 | | | | | | |
| GRAND TOTAL - MALE + FEMALE | T | 9 | 12 | 33 | 16 | 13 | 8 | 15 | 11 | 11 | 4 | 134 | 560 | 21 | 18 | | | |

4
96






POLICE DISPOSITION OF JUVENILES

DOES NOT INCLUDE NEGLECT OR TRAFFIC CASES

| | |
|--|------------|
| <i>Handled within Department and Released</i> | <i>220</i> |
| <i>Referred to Juvenile Court or Probation Department</i> | <i>24</i> |
| <i>Referred to Welfare Agency</i> | <i>0</i> |
| <i>Referred to Other Police Agency</i> | <i>1</i> |
| <i>Referred to Criminal or Adult Court or Other Agency</i> | <i>13</i> |
| <i>Total:</i> | <i>258</i> |

Burbank, Illinois





BURBANK, ILLINOIS

This report is mailed monthly to the ILLINOIS DEPARTMENT OF PUBLIC HEALTH, Division of Emergency Medical, Springfield.

REPORT ONLY FOR D.W.I. ANALYSES

Number of D.W.I. Arrests: 39

Number of Breath Analyses: 10

Number Refused Breath Analysis: 23

Number Unable for Breath Analysis: 6

BLOOD ALCOHOL VALUES (Indicate number of values within each range)

.00 - .04
2


.05 - .09
3

.10 - .14
3

.15 - .19
1

.20 - .24
1

.25 - .30



END