

7
Annual Report, 1974
Cleveland - Police Dept.



OUR MEN SERVE ALL MEN

1974

19079



DEPARTMENT OF PUBLIC SAFETY
JAMES T. CARNEY
DIRECTOR

CITY OF CLEVELAND

RALPH J. PERK, MAYOR

DIVISION OF POLICE
GERALD J. RADEMAKER
CHIEF

March 26, 1975

James T. Carney
Director of Public Safety
City of Cleveland
Cleveland, Ohio

Dear Director:

I am pleased and privileged to submit to you the Annual Report of the Cleveland Police Department for the year 1974.

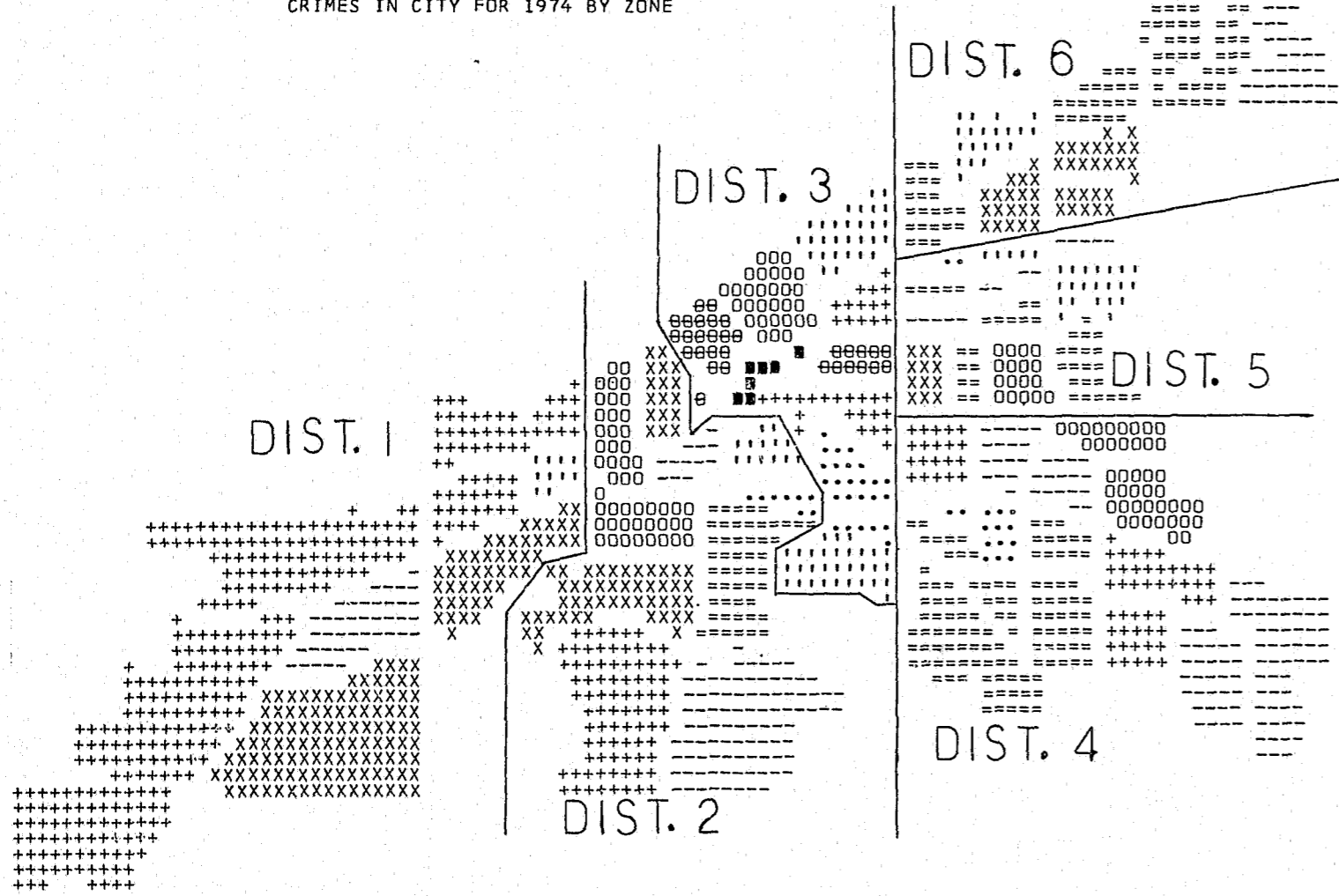
All of the statistics were compiled in conformance with the Uniform Crime Reporting Handbook of the Federal Bureau of Investigation and the Manual on Classification of Motor Vehicle Traffic Accidents of the National Safety Council.

Very truly yours,

GERALD J. RADEMAKER
CHIEF OF POLICE

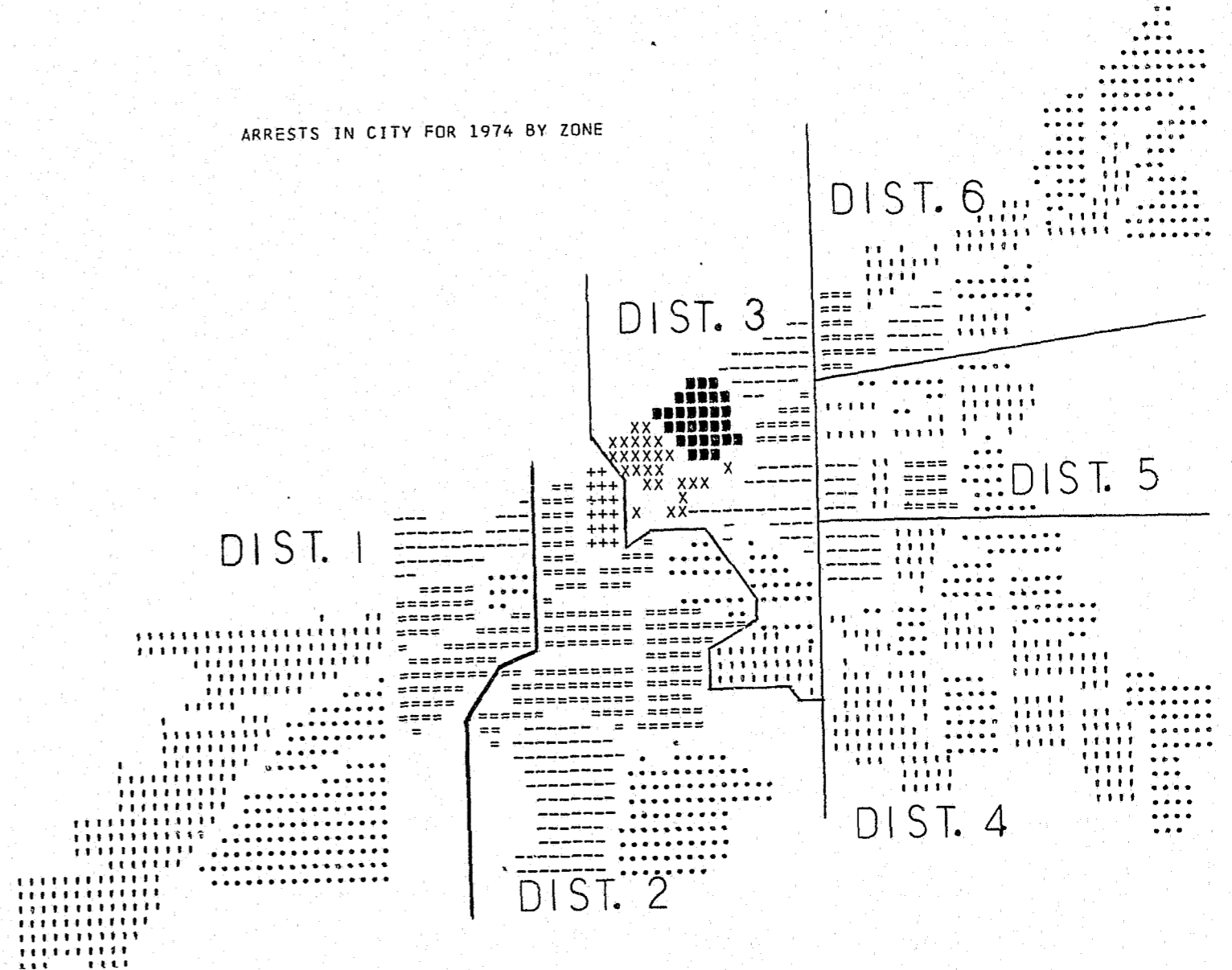
GJR:tpw

CRIMES IN CITY FOR 1974 BY ZONE

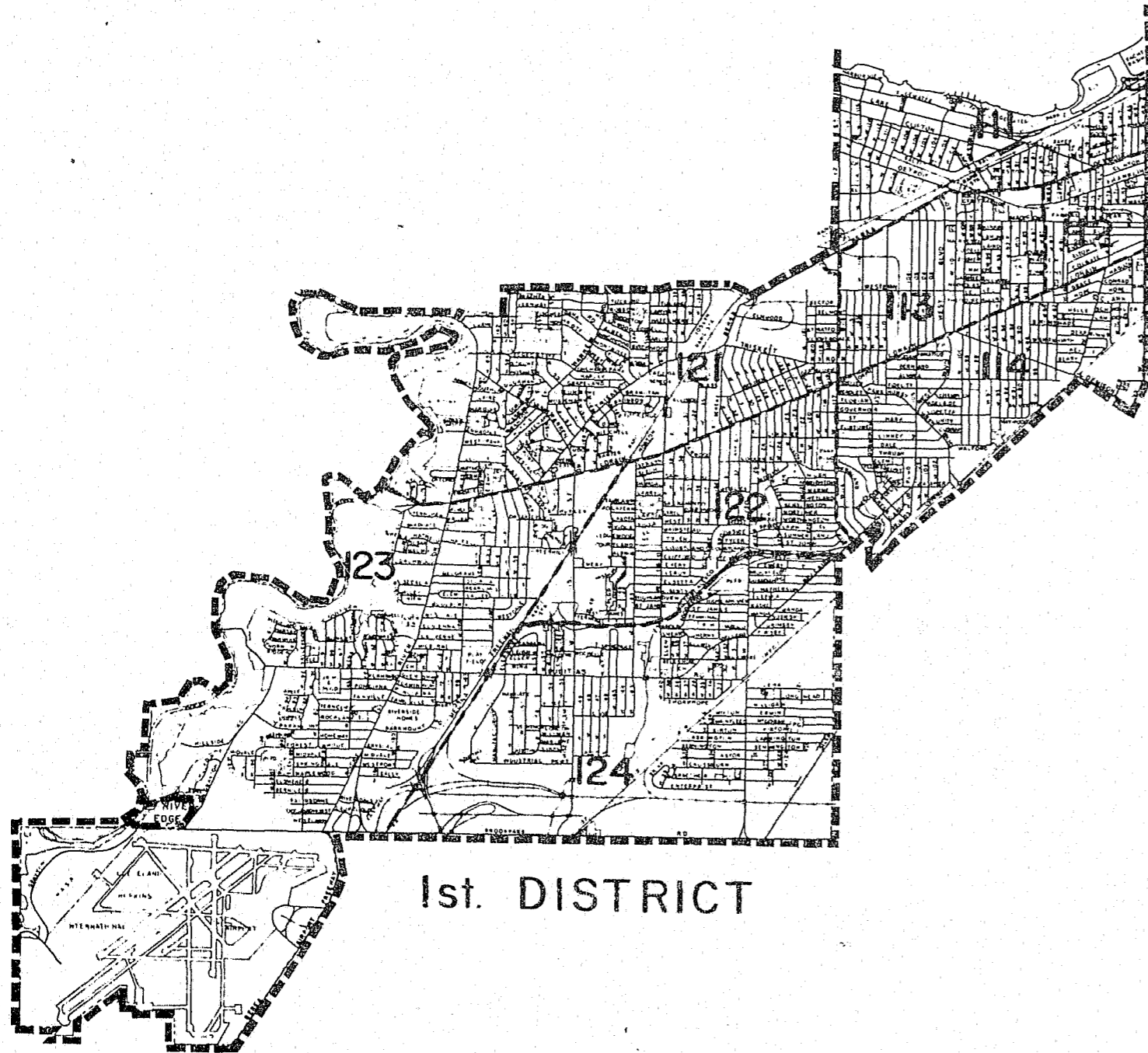


MINIMUM	289.00	440.50	592.00	743.50	895.00	1046.50	1198.00	1349.50	1501.00	1652.50
MAXIMUM	440.50	592.00	743.50	895.00	1046.50	1198.00	1349.50	1501.00	1652.50	1804.00
LEVEL	1	2	3	4	5	6	7	8	9	10
SYMBOLS1.....2.....3.....4.....5.....6.....7.....8.....9.....10.....
FREQ.	3	7	12	13	10	8	6	2	0	1

ARRESTS IN CITY FOR 1974 BY ZONE



MINIMUM	557.00	1180.60	1804.20	2427.80	3051.40	3675.00	4298.60	4922.20	5545.80	6169.40	6793.00
MAXIMUM	1180.60	1804.20	2427.80	3051.40	3675.00	4298.60	4922.20	5545.80	6169.40	6793.00	
LEVEL	1	2	3	4	5	6	7	8	9	10	
SYMBOLS1.....2.....3.....4.....5.....6.....7.....8.....9.....10.....	
FREQ.	21	19	8	10	1	2	0	0	0	1	

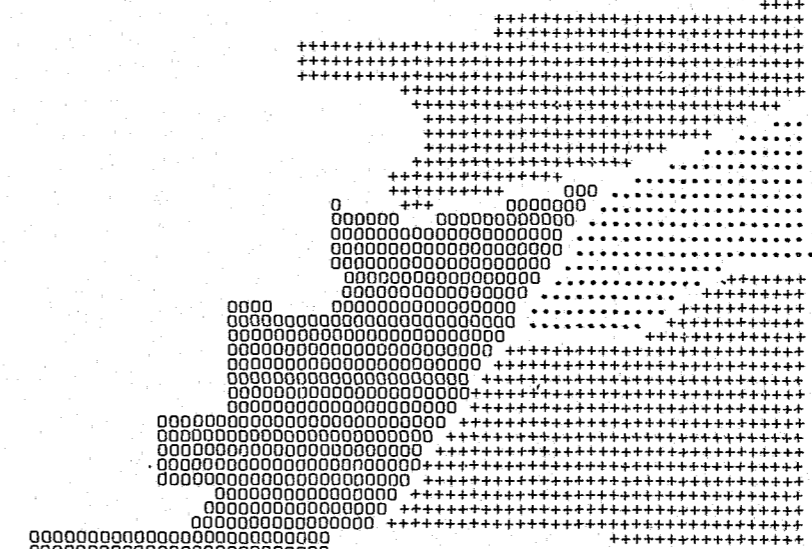


1st. DISTRICT

Square Miles 19.3656


Population 132,742

LEVEL	1	2	3	4	5
SYMBOLS	++++++	00000000	00000000	00000000
FREQ.	2	2	1	1	2
MINIMUM	693.00	1099.20	1505.40	1911.60	2317.80
MAXIMUM	1099.20	1505.40	1911.60	2317.80	2724.00

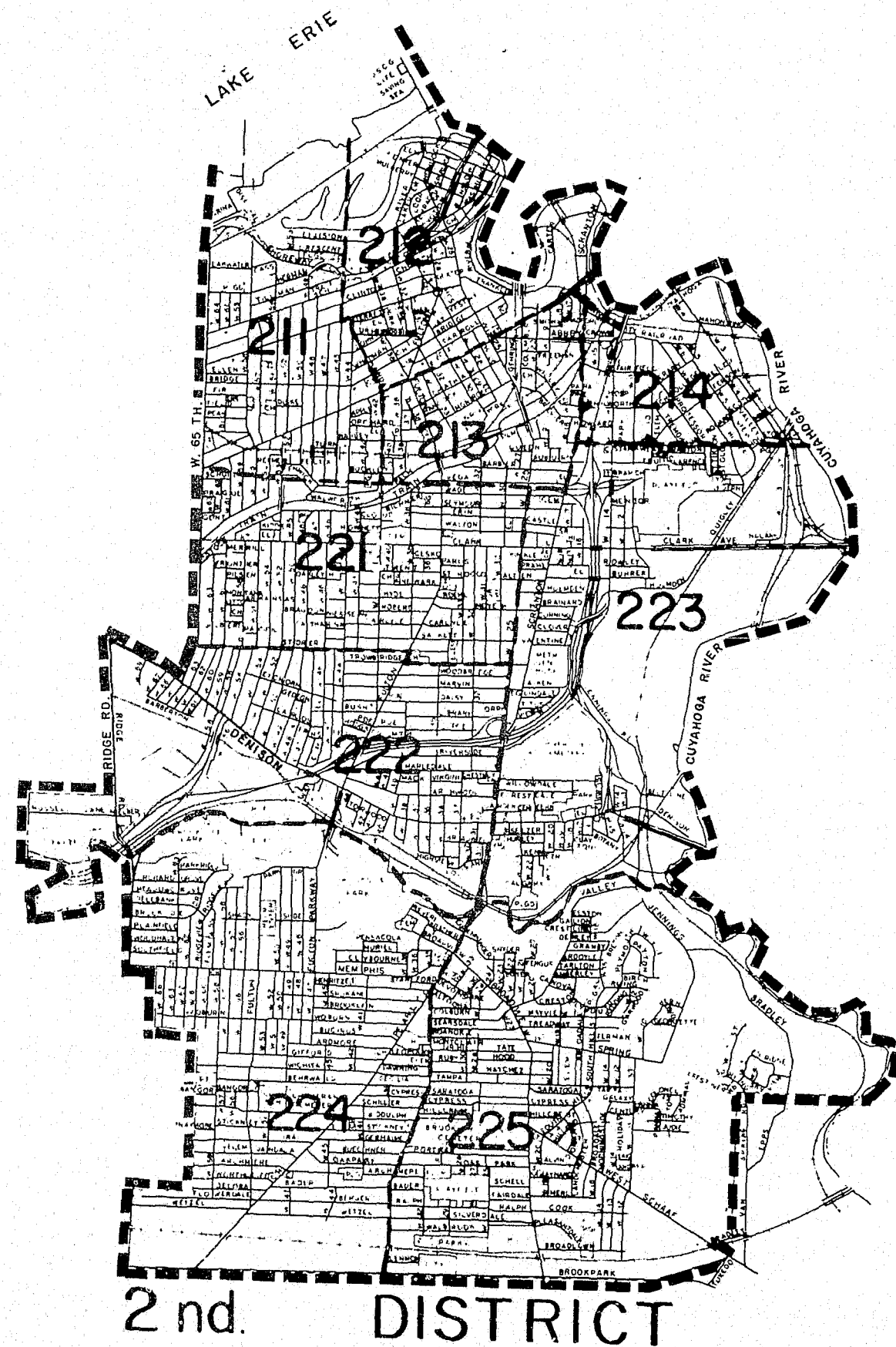


DISTRICT 1 ARRESTS FOR 1974 BY ZONE

LEVEL	1	2	3	4	5
SYMBOLS	++++++	00000000	00000000	00000000
FREQ.	1	1	0	4	2
MINIMUM	542.00	666.00	790.00	914.00	1038.00
MAXIMUM	666.00	790.00	914.00	1038.00	1162.00

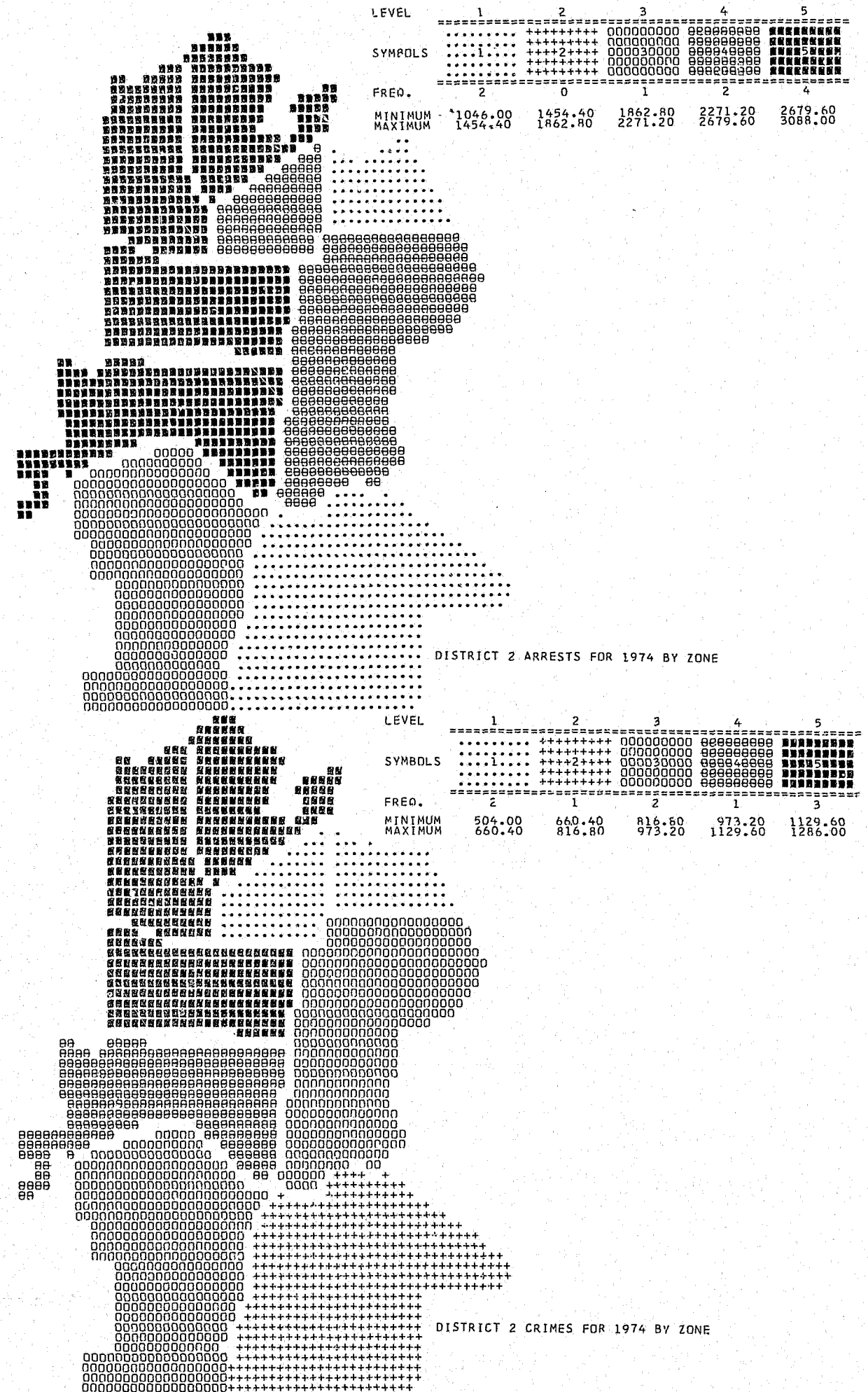


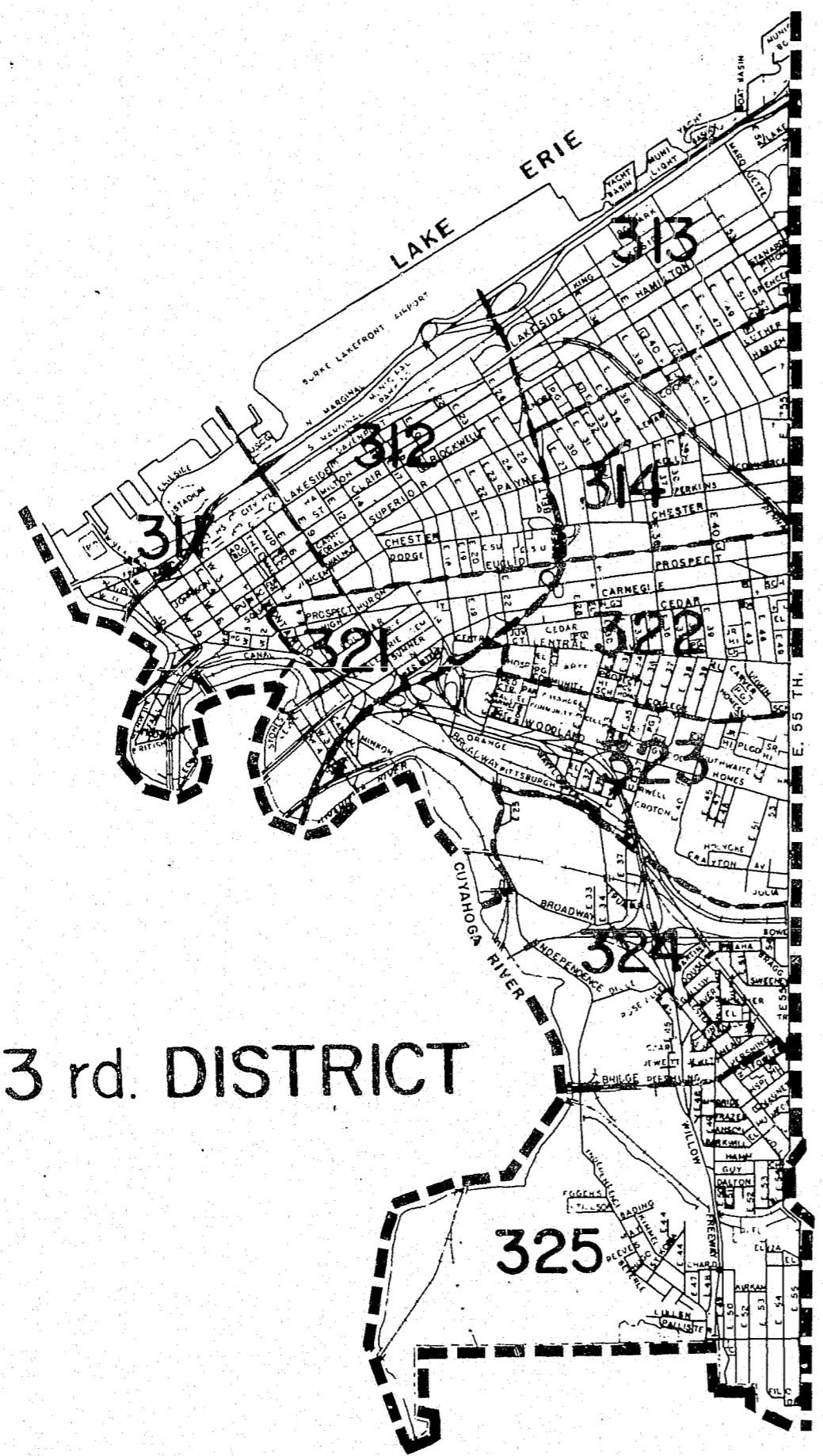
DISTRICT 1 CRIMES FOR 1974 BY ZONE



Square Miles 14.93

Population 137,698





3 rd. DISTRICT

Square Miles 8.13


Population 42,105

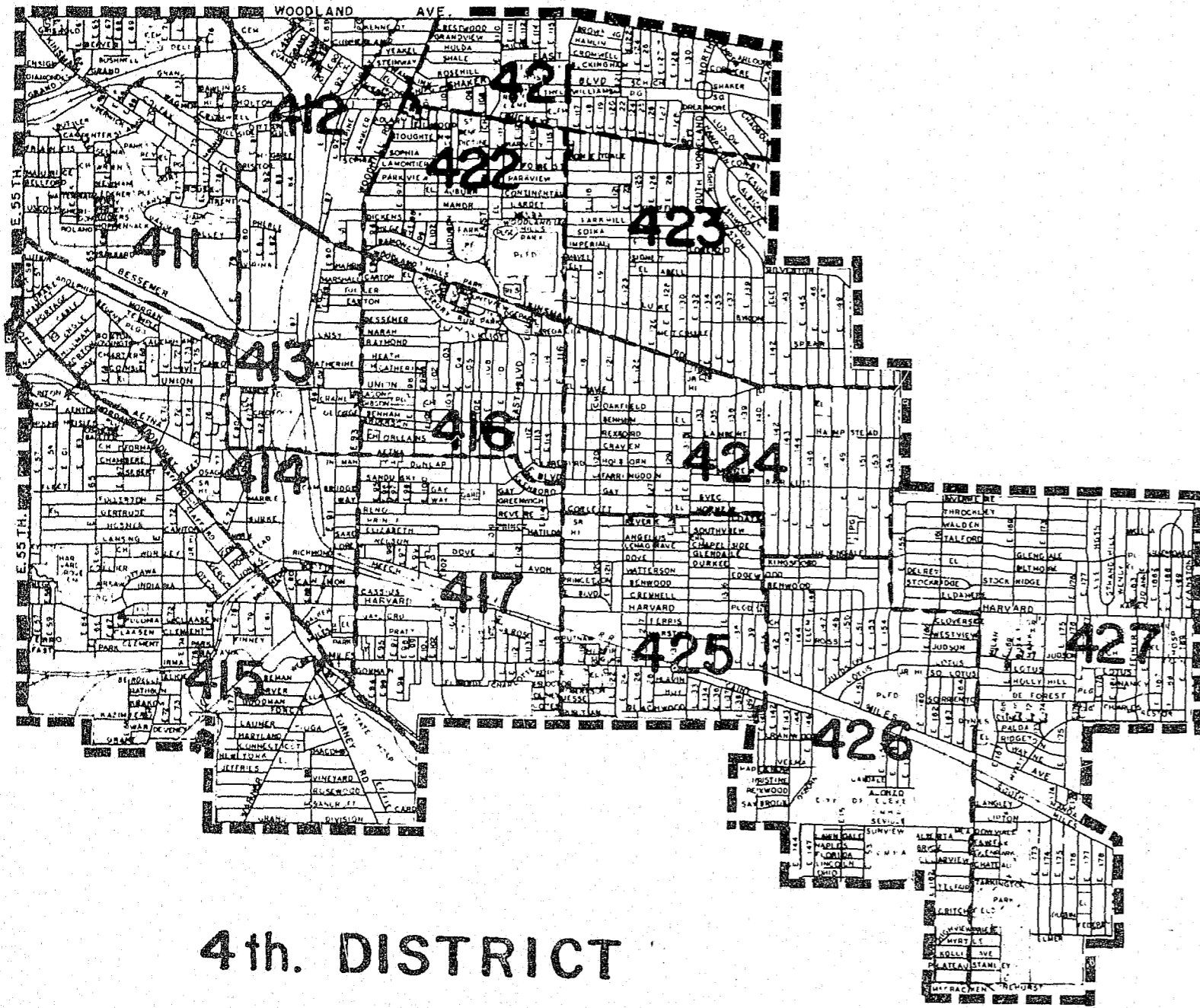
LEVEL	1	2	3	4	5
SYMBOLS	+++++++	00000000	88888888	#####
FREQ.	3	3	2	0	1
MINIMUM	925.00	2098.60	3272.20	4445.80	5619.40
MAXIMUM	2098.60	3272.20	4445.80	5619.40	6793.00

DISTRICT 3 ARRESTS FOR 1974 BY ZONE

LEVEL	1	2	3	4	5
SYMBOLS	+++++++	00000000	88888888	#####
FREQ.	3	0	2	3	1
MINIMUM	289.00	592.00	895.00	1198.00	1501.00
MAXIMUM	592.00	895.00	1198.00	1501.00	1804.00


DISTRICT 3 CRIMES FOR 1974 BY ZONE






4th. DISTRICT

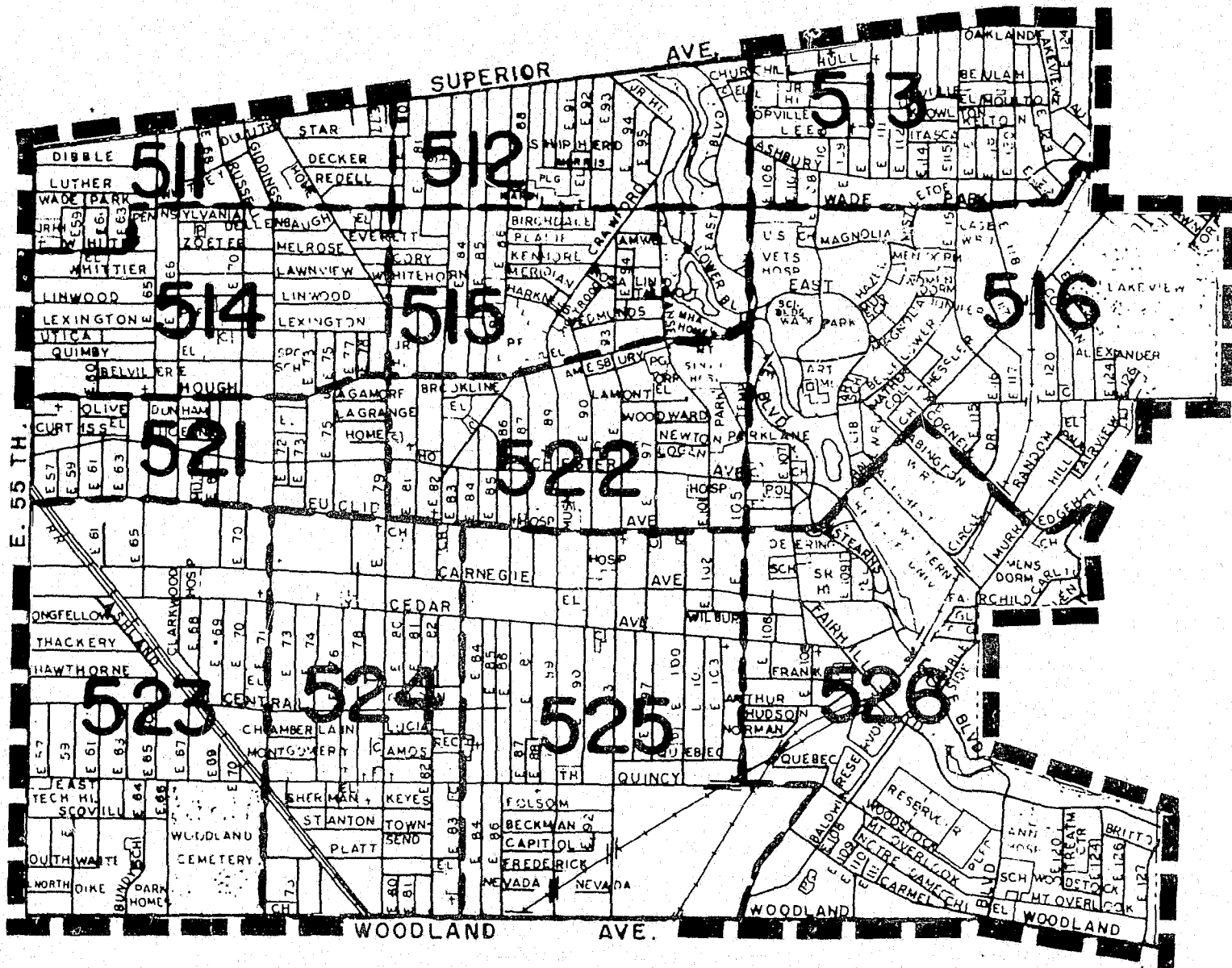
Square Miles 15.6 Population 183,666



LEVEL	1	4	5
SYMBOLS	+++++	00000000
FREQ.	2	2	7
MINIMUM	583.00	879.60	1176.20
MAXIMUM	879.60	1176.20	1472.80



LEVEL	1	4	5
SYMBOLS	+++++	00000000
FREQ.	1	4	5
MINIMUM	411.00	588.80	766.60
MAXIMUM	588.80	766.60	944.40




5th. DISTRICT


Square Miles 6.248

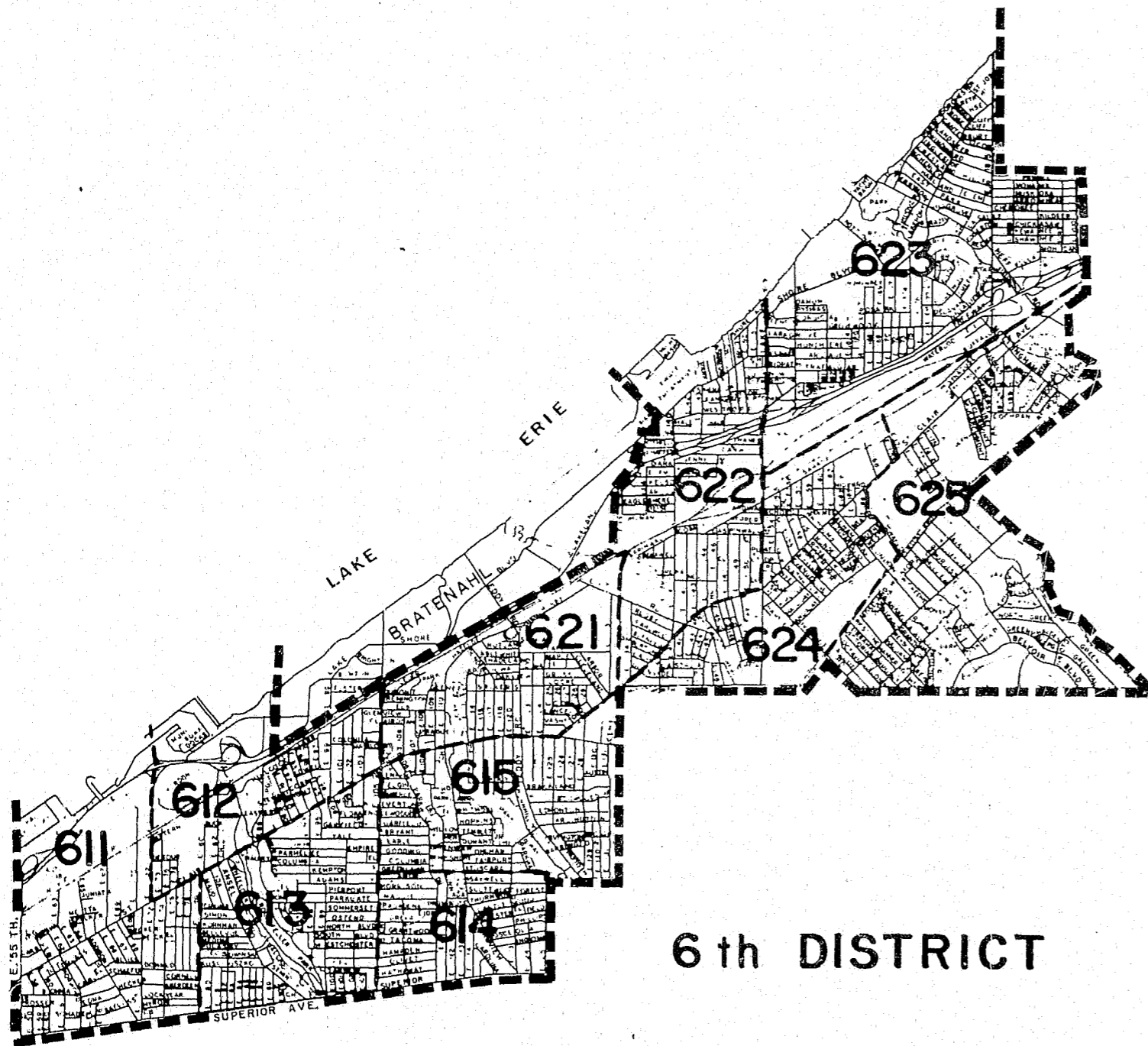
Population 100,680

DISTRICT 5 ARRESTS FOR 1974 BY ZONE



DISTRICT 5 CRIMES FOR 1974 BY ZONE






6th DISTRICT

Square Miles 11.39

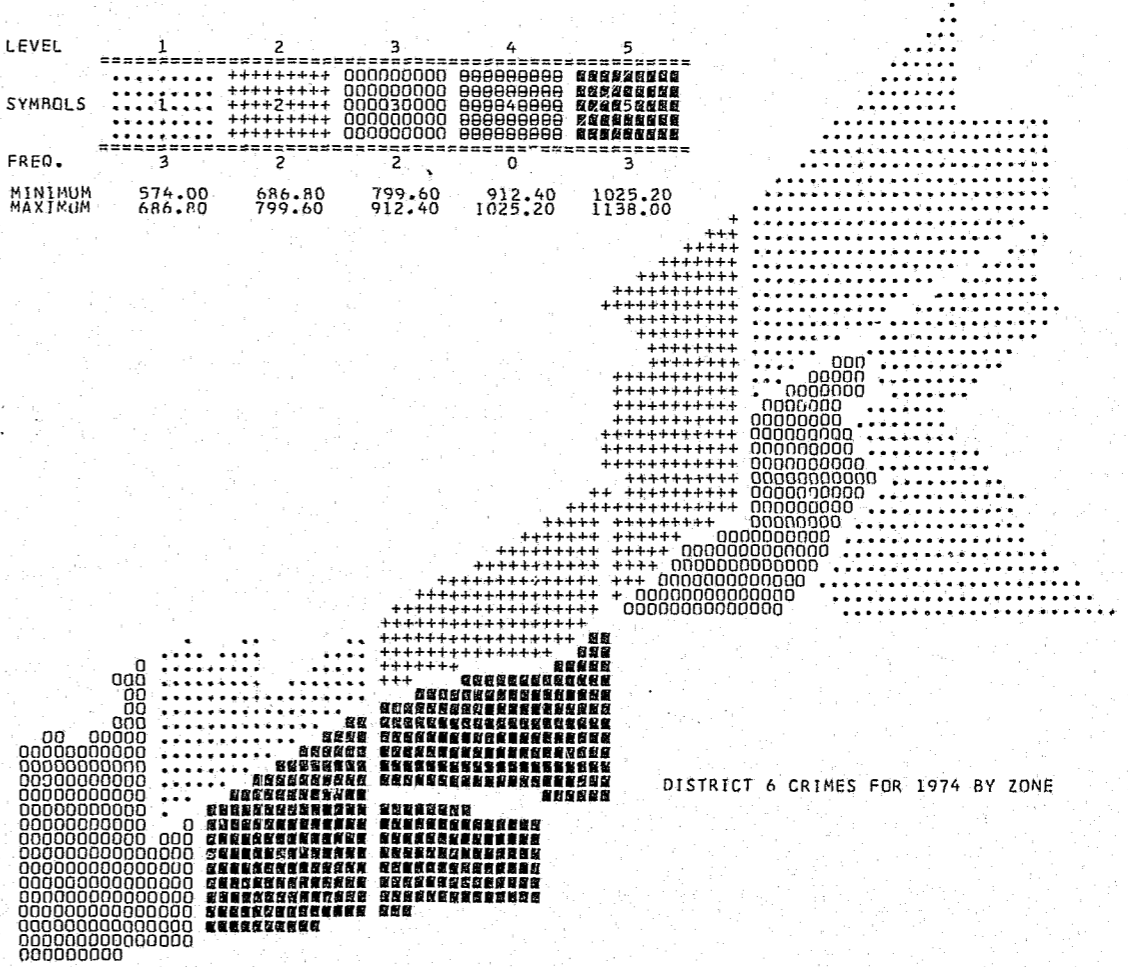
Population 144,449

LEVEL	1	2	3	4	5
SYMBOLS	+++++	00000000	88888888	#####
FREQ.	3	3	2	1	1
MINIMUM	557.00	1034.80	1512.60	1990.40	2468.20
MAXIMUM	1034.80	1512.60	1990.40	2468.20	2946.00



DISTRICT 6 ARRESTS FOR 1974 BY ZONE

LEVEL	1	2	3	4	5
SYMBOLS	+++++	00000000	88888888	#####
FREQ.	3	2	2	0	3
MINIMUM	574.00	686.80	799.60	912.40	1025.20
MAXIMUM	686.80	799.60	912.40	1025.20	1138.00



DISTRICT 6 CRIMES FOR 1974 BY ZONE

UNIFORM CRIME REPORT - PART ONE OFFENSES
BY DISTRICT AND ZONE

DISTRICT 1	ZONE	RADIO CAR NO.	CRIMINAL HOMICIDE	RAPE - ASSAULT TO RAPE	ROBBERY - ASSAULT TO ROB	ASSAULTS	BREAKING AND ENTERING	LARCENIES	AUTO THEFT	TOTAL
	111		3	7	64	59	227	295	264	919
	112			1	32	64	173	145	127	542
	113		1	7	49	70	238	353	249	967
	114		1	8	59	99	317	408	270	1162
	121			2	35	53	206	513	218	1027
	122			4	29	50	199	309	114	705
	123		4	1	15	42	201	452	252	967
	124			1	56	73	265	447	212	1054
TOTAL			9	31	339	510	1826	2922	1706	7343

UNIFORM CRIME REPORT - PART ONE OFFENSES
BY DISTRICT AND ZONE

DISTRICT 2	ZONE	RADIO CAR NO.	CRIMINAL HOMICIDE	RAPE - ASSAULT TO RAPE	ROBBERY - ASSAULT TO ROB	ASSAULTS	BREAKING AND ENTERING	LARCENIES	AUTO THEFT	TOTAL
	211		4	6	72	172	430	296	306	1286
	212		4	5	213	95	297	368	199	1181
	213		1	4	58	98	200	135	133	629
	214		2	1	39	64	135	127	136	504
	221		5	11	70	107	376	381	330	1280
	222				46	97	297	378	256	1074
	223		2	7	46	101	224	213	236	829
	224			6	26	56	274	376	187	925
	225			3	24	51	198	274	168	718
TOTAL			18	43	594	841	2431	2548	1951	8426

UNIFORM CRIME REPORT - PART ONE OFFENSES
BY DISTRICT AND ZONE

DISTRICT 3	ZONE	RADIO CAR NO.	CRIMINAL HOMICIDE	RAPE - ASSAULT TO RAPE	ROBBERY - ASSAULT TO ROB	ASSAULTS	BREAKING AND ENTERING	LARCENIES	AUTO THEFT	TOTAL
	311		1	11	128	68	121	744	366	1439
	312		8	7	132	85	139	599	293	1263
	313		2	1	27	30	102	165	123	450
	314		3	4	111	81	159	321	233	912
	321		6	10	195	94	160	1020	319	1804
	322		25	13	217	156	189	394	387	1381
	323		14	12	109	80	161	291	271	938
	324		2	1	27	25	70	79	85	289
	325			3	46	55	111	125	119	459
TOTAL			61	62	992	674	1212	3738	2196	8935

UNIFORM CRIME REPORT - PART ONE OFFENSES
BY DISTRICT AND ZONE

DISTRICT 4	ZONE	RADIO CAR NO.	CRIMINAL HOMICIDE	RAPE - ASSAULT TO RAPE	ROBBERY - ASSAULT TO ROB	ASSAULTS	BREAKING AND ENTERING	LARCENIES	AUTO THEFT	TOTAL
	411		12	8	100	124	152	193	311	900
	412		13	8	90	70	205	111	239	736
	413		3	2	66	26	64	102	148	411
	414		2	5	88	52	135	334	276	892
	415		1	4	79	66	190	275	209	824
	416		8	7	132	104	219	116	209	795
	417		5	3	117	70	315	134	175	819
	421		4	1	152	71	257	319	423	1227
	422			7	127	77	197	125	193	726
	423		5	8	207	82	335	240	423	1300
	424		6	7	150	114	327	171	256	1031
	425		5	3	158	106	324	177	232	1005
	426		2	7	86	66	209	153	169	692
	427		5	3	73	66	220	201	154	722
TOTAL			71	73	1625	1094	3149	2651	3417	12080

UNIFORM CRIME REPORT - PART ONE OFFENSES
BY DISTRICT AND ZONE

DISTRICT 5	ZONE	RADIO CAR NO.	CRIMINAL HOMICIDE	RAPE - ASSAULT TO RAPE	ROBBERY - ASSAULT TO ROB	ASSAULTS	BREAKING AND ENTERING	LARCENIES	AUTO THEFT	TOTAL
	511		1	8	80	53	99	83	76	400
	512		5	4	66	58	117	89	124	463
	513		6	7	111	93	167	96	121	601
	514		17	5	109	135	240	118	143	767
	515		7	12	93	107	139	115	165	638
	516		2	9	85	38	67	144	150	495
	521		3	6	130	98	112	119	148	616
	522		10	14	141	146	192	213	162	878
	523		18	15	164	172	168	269	275	1081
	524		8	12	128	119	157	152	221	797
	525		15	14	183	141	177	361	333	1224
	526		5	11	115	96	190	181	253	851
TOTAL			97	117	1405	1256	1825	1940	2171	8811

UNIFORM CRIME REPORT - PART ONE OFFENSES
BY DISTRICT AND ZONE

DISTRICT 6	ZONE	RADIO CAR NO.	CRIMINAL HOMICIDE	RAPE - ASSAULT TO RAPE	ROBBERY - ASSAULT TO ROB	ASSAULTS	BREAKING AND ENTERING	LARCENIES	AUTO THEFT	TOTAL
	611			7	128	85	212	196	191	819
	612		7	10	108	81	118	100	150	574
	613		7	20	182	158	346	155	263	1131
	614		2	18	173	156	341	165	283	1138
	615		19	16	135	131	336	179	231	1047
	621		4	10	97	72	209	145	224	761
	622		6	7	111	73	200	204	195	796
	623		1	1	32	42	141	303	118	638
	624		1	10	93	117	253	176	164	814
	625		3	2	52	65	165	191	146	624
TOTAL			50	101	1111	980	2321	1814	1965	8342

City CLEVELAND

ANNUAL RETURN OF PERSONS CHARGED State OHIO

12-92 (Rev. 11-29-73)
Form Approved
OMB No. 43-R0004

County CUYAHOGA

For year ending December 31, 19 74

Classification of Offenses (1)	Persons Charged by Police			Disposition				
	Arrested (Held for prosecution) (2)	Summoned, Notified or Cited (3)	Total Persons Charged (Columns 2 and 3) (4)	Adults Guilty		Acquitted or Otherwise Dismissed (7)	Referred to Juvenile Court Jurisdiction (8)	Other (Include pending, prosecuted elsewhere in lieu of your jurisdiction, etc.) (9)
				of offense charged (5)	of lesser offense (6)			
Part I Classes								
1. Criminal Homicide:								
(a) Murder and Nonnegligent Manslaughter	258		258	2		25	33	198
(b) Manslaughter by Negligence	26		26	7	1	6	2	10
2. Forcible Rape	146		146	2		6	34	114
3. Robbery	1027		1027	3	1	108	415	500
4. Aggravated Assault (4a-d)	701		701	88	23	189	190	211
5. Burglary -- Breaking or Entering	1749		1749	8		72	1159	510
6. Larceny -- Theft	2534		2534	508	14	256	853	903
7. Motor Vehicle Theft	1113		1113	111	19	91	726	166
TOTAL, Part I Classes	7554		7554	729	58	753	3402	2612
Part II Classes								
8. Other Assaults (4e)	2090		2090	409		688	252	741
9. Arson	54		54	5	2	12	32	3
10. Forgery and Counterfeiting	180		180	72	8	38	13	49
11. Fraud	168		168	47	9	36	6	70
12. Embezzlement	1		1				0	1
13. Stolen Property; Buying, Receiving, Possessing	413		413	25	1	103	53	231
14. Vandalism	537		537	74	1	123	210	129
15. Weapons; Carrying, Possessing, etc.	1180		1180	229	59	253	127	512
16. Prostitution and Commercialized Vice	295		295	85	1	30	42	137
17. Sex Offenses (except 2 and 16)	211		211	60		45	11	95
18. Narcotic Drug Laws	1296		1296	224		172	254	646
19. Gambling	1787		1787	1349	1	33	15	389
20. Offenses Against the Family and Children	43		43	3		10	7	23
21. Driving Under the Influence	1933		1933	635		54	6	1238
22. Liquor Laws	395		395	207		46	44	98
23. Drunkenness	9591		9591	7529		179	64	1819
24. Disorderly Conduct	1306		1306	782		96	158	270
25. Vagrancy	17		17	12		1	0	4
26. All Other Offenses (except traffic)	9211		9211	5587	1	263	1042	2318
TOTAL, Part II Classes	30708		30708	17334	83	2182	2336	8773
GRAND TOTAL	38262		38262	18063	141	2935	5738	11385

ANNUAL RETURN OF OFFENSES KNOWN TO THE POLICE
YEAR 1974

1 CLASSIFICATION OF OFFENSES	2 OFFENSES REPORTED OR KNOWN TO POLICE (INCLUDE "UNFOUNDED" AND ATTEMPTS)	3 UNFOUNDED, I.E., FALSE OR BASELESS COMPLAINTS	4 NUMBER OF ACTUAL OFFENSES (COLUMN 2 MINUS COLUMN 3) (INCLUDE ATTEMPTS)	5 TOTAL OFFENSES CLEARED BY ARREST OR EXCEPTIONAL MEANS (INCLUDES COL. 6)	6 NUMBER OF CLEARANCES INVOLVING ONLY PERSONS UNDER 18 YEARS OF AGE
1. CRIMINAL HOMICIDE					
a. MURDER AND NONNEGLIGENT MANSLAUGHTER (score attempts as aggravated assaults)	322	16	306	228	16
b. MANSLAUGHTER BY NEGLIGENCE	100	75	25	24	1
2. FORCIBLE RAPE TOTAL	448	7	441	289	16
a. RAPE BY FORCE	396	7	389	258	11
b. ATTEMPTS TO COMMIT FORCIBLE RAPE	52	0	52	31	5
3. ROBBERY TOTAL	6150	37	6113	1570	310
a. FIREARM	3502	23	3479	1009	117
b. KNIFE OR CUTTING INSTRUMENT	283	3	280	72	22
c. OTHER DANGEROUS WEAPON	142	0	142	29	7
d. STRONG-ARM (HANDS, FISTS, FEET ETC.)	2223	11	2212	460	164
4. ASSAULT TOTAL	5477	65	5412	3853	630
a. FIREARM	1769	47	1722	1050	78
b. KNIFE OR CUTTING INSTRUMENT	628	1	627	454	80
c. OTHER DANGEROUS WEAPON	333	2	331	232	47
d. HANDS, FISTS, FEET, ETC. - AGGRAVATED INJURY	50	2	48	26	2
e. OTHER ASSAULTS-SIMPLE, NOT AGGRAVATED	2697	13	2684	2091	423
5. BURGLARY TOTAL	12819	28	12791	1528	590
a. FORCIBLE ENTRY	11511	22	11489	1366	534
b. UNLAWFUL ENTRY - NO FORCE	964	2	962	87	30
c. ATTEMPTED FORCIBLE ENTRY	344	4	340	75	26
6. LARCENY-THEFT (EXCEPT MOTOR VEHICLE THEFT)	16082	79	16003	2716	771
7. MOTOR VEHICLE THEFT TOTAL	14085	445	13640	1346	514
a. AUTOS	13390	428	12962	1320	510
b. TRUCKS AND BUSES	505	13	492	21	1
c. OTHER VEHICLES	190	4	186	5	3
GRAND TOTAL	55483	752	54731	11554	2848

80 NUMBER OF LAW ENFORCEMENT OFFICERS KILLED OR ASSAULTED THIS Year		
NUMBER OF OFFICERS KILLED		NUMBER OF OFFICERS ASSAULTED
BY FELONIOUS ACTS	BY ACCIDENTAL OR NEGLIGENT ACTS	
1	0	187

DATE _____
 PREPARED BY Alex. Zarembo 1364
Charles Wheaton, Lieut. TITLE _____

DO NOT WRITE IN THESE SPACES
 Recorded _____
 Reviewed _____
 Punched _____
 Verified _____

Prepared by Alex. Zarembo P/P 1364
Charles Wheaton, Lieut. Title _____
 Chief, Sheriff, Commissioner or Superintendent
 Date 1-30-75, 19 _____

**MOTOR VEHICLE TRAFFIC
ACCIDENTS - DEATHS - INJURIES
SINCE 1928**

YEAR	ACCIDENTS INVOLVED	PERSONS KILLED	PERSONS INJURED
1928	9320	237	4931
1929	13342	275	5888
1930	13200	258	5575
1931	14532	256	5570
1932	12393	215	4785
1933	11672	214	4703
1934	11401	239	4089
1935	11729	201	3630
1936	14672	216	3724
1937	17511	247	4188
Present Accident Prevention Program in Full Operation at Start of 1938			
1938	14704	130	2694
1939	14361	115	2511
1940	17856	120	2301
1941	15404	143	1947
1942	13275	127	2718
1943	14026	109	3088
1944	12655	90	2736
1945	14351	104	3116
1946	17750	118	3777
1947	21437	98	4179
1948	22686	96	3949
1949	23694	89	3850
1950	26574	95	3941
1951	29475	108	4041
1952	30393	114	4347
1953	33694	118	5181
1954	33354	95	5059
1955	36180	97	5584
1956	38199	106	6122
1957	35884	115	5849
1958	28727	95	5246
1959	29151	97	5883
1960	28945	89	5928
1961	27439	81	5683
1962	29569	64	6072
1963	30111	85	6143
1964	32296	82	7410
1965	35085	105	8025
1966	35278	114	8312
1967	36565	122	9258
1968	38655	121	9357
1969	42394	170	10109
1970	39817	128	9158
1971	35807	109	8667
1972	37230	135	9031
1973	40570	147	9404
1974	41747	102	10131

CLEVELAND POLICE DEPARTMENT

PERSONNEL DISTRIBUTION

JANUARY 1, 1975

GERALD J. RADEMAKER, Chief of Police

ANNUAL SALARY SCALE	RANK	DIRECTOR'S OFFICE	HEADQUARTERS				BUREAU OF INSPECTION	BUREAU OF PATROL										BUREAU OF CRIMINAL INVEST			BUREAU OF STAFF OPER.				TOTAL SWORN PERSONNEL	AUTHORIZED STRENGTH	VACANCIES						
			MEDICAL - SURGICAL	HEADQUARTERS STAFF	PERSONNEL-RECRUITING	PLANNING & RESEARCH		POLICE ACADEMY	COMMAND OFFICE	FIRST DISTRICT	SECOND DISTRICT	THIRD DISTRICT	FOURTH DISTRICT	FIFTH DISTRICT	SIXTH DISTRICT	IMPACT TASK FORCE	TACTICAL UNIT	AIRPORT DETAIL	DETECTIVE UNITS	JUVENILE UNIT	WOMENS UNIT	BUREAU OF TRAFFIC	DIV OF EXTERNAL AFF.	RADIO DISPATCH				TELEPHONE EXCH.	DIVISION OF SERVICES	TRAINING CLASS	LEAVE & SUSPENDED		
MIN.	MAX.																																
31,842.74-32,342.72	Chief of Police		1																										1	1			
27,450.54-27,950.52	Inspector		1				1	1																					4	4			
23,664.16-24,164.14	Deputy Inspector						1	1	1	1	1	1	1	1	1						1	1							11	11			
23,664.16-24,164.14	Traffic Commissioner																												1	1			
20,400.12-20,900.10	Captain				2		1	1	2	3	3	3	3	3			3				1								25		26		
20,400.12-20,900.10	Capt (Female)																	1															
20,400.12-20,900.10	Secretary of Police	1																											1	1			
17,586.14-18,086.12	Lieutenant		3			2	1		7	7	7	8	8	9	2	2	1	12	2		8	2	3		6					90			
17,586.14-18,086.12	Lieut (Female)																												0		90		
15,160.34-15,660.32	Sergeant			2		1	2		14	14	15	14	15	13	8	8	5	36	4		25	4	10	1	13					204		207	
15,160.34-15,660.32	Sgt (Female)																												3		3		
13,069.16-13,569.14	Patrolman	1	4	4	3	7	4	7	1	107	128	152	179	169	152	115	72	44	319	43	202	27	53	7	135		12	1947		2499			
13,069.16-13,569.14	Ptl (Female)		1									2	5	5																47			
13,069.16-13,569.14	Ambulanceman																												1		1		
	Totals	2	410	5	9	7	13	3	131	153	178	207	201	183	125	83	53	371	49	25	237	34	75	8	157		13	2336		2841			

LONGEVITY:
 Under 5 Yrs-\$ 00.00
 5 - 9 Years \$ 60.00
 10-14 Years \$120.00
 15-19 Years \$240.00
 20-24 Years \$300.00

50 COMMAND 1999 LINE 274 STAFF

Over 25 Yrs.\$360.00 Patrolmen: 1st Year \$12,069.20 2nd Year \$12,569.18 Subsequent Years \$13,069.16 - \$13,569.14

END