

OHIO  
JUVENILE COURT  
STATISTICS

1970



STATE OF OHIO

DEPARTMENT OF MENTAL HYGIENE AND CORRECTION

19086  
98061

OHIO JUVENILE COURT STATISTICS

1970

CONTENTS

Page

- Uses of These Statistics.....1
- Definition of Juvenile Court .....1
- Unruly Cases .....3
- 1970 Compared With 1969 .....3
- Graphical Analysis of These Statistics.....5

- Appendix - Definitions.....7

CHART

- A. Cases Disposed of by Ohio Juvenile Courts, by Type of Case, 1970.....2
- B. Delinquency Cases Disposed of by Ohio Juvenile Courts, by Reason for Referral, 1970.....4
- C. Unruly Cases Disposed of by Ohio Juvenile Courts, by Reason for Referral, 1970.....6
- D. Adult Cases Disposed of by Ohio Juvenile Courts, by Reason for Referral, 1970.....8
- E. Delinquency Cases Disposed of by Ohio Juvenile Courts, by County.....10

TABLE

- 1. Delinquency Cases Disposed of by Ohio Juvenile Courts, by Source of Referral, Reason for Referral, and Sex, 1970.....13
- 2. Children's and Adult's Cases Disposed of by Ohio Juvenile Courts, by County, 1970.....14
- 3. Children's Cases Disposed of by Ohio Juvenile Courts, by Type of Case, by County, 1970.....16
- 4. Delinquency Cases Disposed of by Ohio Juvenile Courts, by Type of Disposition, Reason for Referral, and Sex, 1970.....20
- 5. Delinquency Cases Disposed of by Ohio Juvenile Courts, by Type of Care Pending Disposition, Reason for Referral, and Sex, 1970.....21
- 6. Delinquency Cases Disposed of by Ohio Juvenile Courts, by Type of Disposition, by County, 1970.....22
- 7. Delinquency Cases Disposed of by Ohio Juvenile Courts, by Age, Reason for Referral, and Sex, 1970.....24
- 8. Traffic Cases Disposed of by Ohio Juvenile Courts, by Care Pending Disposition, Age, and Sex, 1970.....25
- 9. Traffic Cases Disposed of by Ohio Juvenile Courts, by Type of Disposition, Age, and Sex, 1970.....26
- 10. Dependency and Neglect Cases Disposed of by Ohio Juvenile Courts, by Source of Referral, Reason for Referral, and Sex, 1970.....27
- 11. Dependency and Neglect Cases Disposed of by Ohio Juvenile Courts, by Age, Reason for Referral, and Sex, 1970.....28

JOHN G. GA...

Gov...

ate of O...

EN... H. D. ... M. ...

De... ..

Departm... ..

Hygiene & Cor... ..

...

Acting Director

Department of Mental

...

...

...

...

...

...

...

...

...

TABLE

Page

12. Dependency and Neglect Cases Disposed of by Ohio Juvenile Courts, by Type of Care Pending Disposition, Reason for Referral, and Sex, 1970.....	29
13. Dependency and Neglect Cases Disposed of by Ohio Juvenile Courts, by Type of Disposition, Reason for Referral, and Sex, 1970.....	30
14. Special Service Cases Disposed of by Ohio Juvenile Courts, by Source of Referral, Reason for Referral, and Sex, 1970.....	31
15. Special Service Cases Disposed of by Ohio Juvenile Courts, by Age, Reason for Referral, and Sex, 1970.....	32
16. Special Service Cases Disposed of by Ohio Juvenile Courts, by Type of Care Pending Disposition, Reason for Referral, and Sex, 1970.....	33
17. Special Service Cases Disposed of by Ohio Juvenile Courts, by Type of Disposition, Reason for Referral, and Sex, 1970.....	34
18. Adult Cases Disposed of by Ohio Juvenile Courts, by Type of Disposition, Reason for Referral, and Sex, 1970.....	35
19. Adult Cases Disposed of by Ohio Juvenile Courts, by Number of Children Involved, Reason for Referral, and Sex, 1970.....	36
20. Delinquency Cases Disposed of by Ohio Juvenile Courts, by Previous Court Experience, Reason for Referral, and Sex, 1970.....	37
21. Children and Adult Cases Disposed of by Ohio Juvenile Courts, by Type of Case, Race, and County, 1970.....	38
22. Unruly Cases Disposed of by Ohio Juvenile Courts, by Source of Referral, Reason for Referral, and Sex, 1970.....	42
23. Unruly Cases Disposed of by Ohio Juvenile Courts, by Type of Disposition, Reason for Referral, and Sex, 1970.....	43
24. Unruly Cases Disposed of by Ohio Juvenile Courts, by Type of Care Pending Disposition, Reason for Referral, and Sex, 1970.....	44
25. Unruly Cases Disposed of by Ohio Juvenile Courts, by Age, Reason for Referral, and Sex, 1970.....	45
26. Unruly Cases Disposed of by Ohio Juvenile Courts, by Previous Court Experience, Reason for Referral, and Sex, 1970.....	46

USES OF THESE STATISTICS

The juvenile courts of Ohio are required by law ( Ohio Revised Code Section 2151.18) to keep records and prepare annual reports of their cases disposed of during the year.

For many years, as a service to the courts, the Bureau of Statistics has tabulated the disposition of all juvenile court cases and returned to the courts statistical tables suitable for their annual reports.

In addition to the preparation of statistics for each court, the Bureau of Statistics prepares the total state summary tables which appear in this report as Tables 1 through 26.

Many uses have been made of these statistics. Individual courts may use their statistics for budget preparation. The Ohio Youth Commission finds the total state summary and the county distribution tables extremely useful for planning and forecasting of institutional population trends. The Legislative Service Commission uses these statistics to answer questions from Ohio legislators and in the preparation of special studies.

Each year, the Federal government requests table 3 of this report as a source of data for their national publication entitled Juvenile Court Statistics. Ohio's statistics along with those from other states are used in various Congressional hearings on juvenile delinquency.

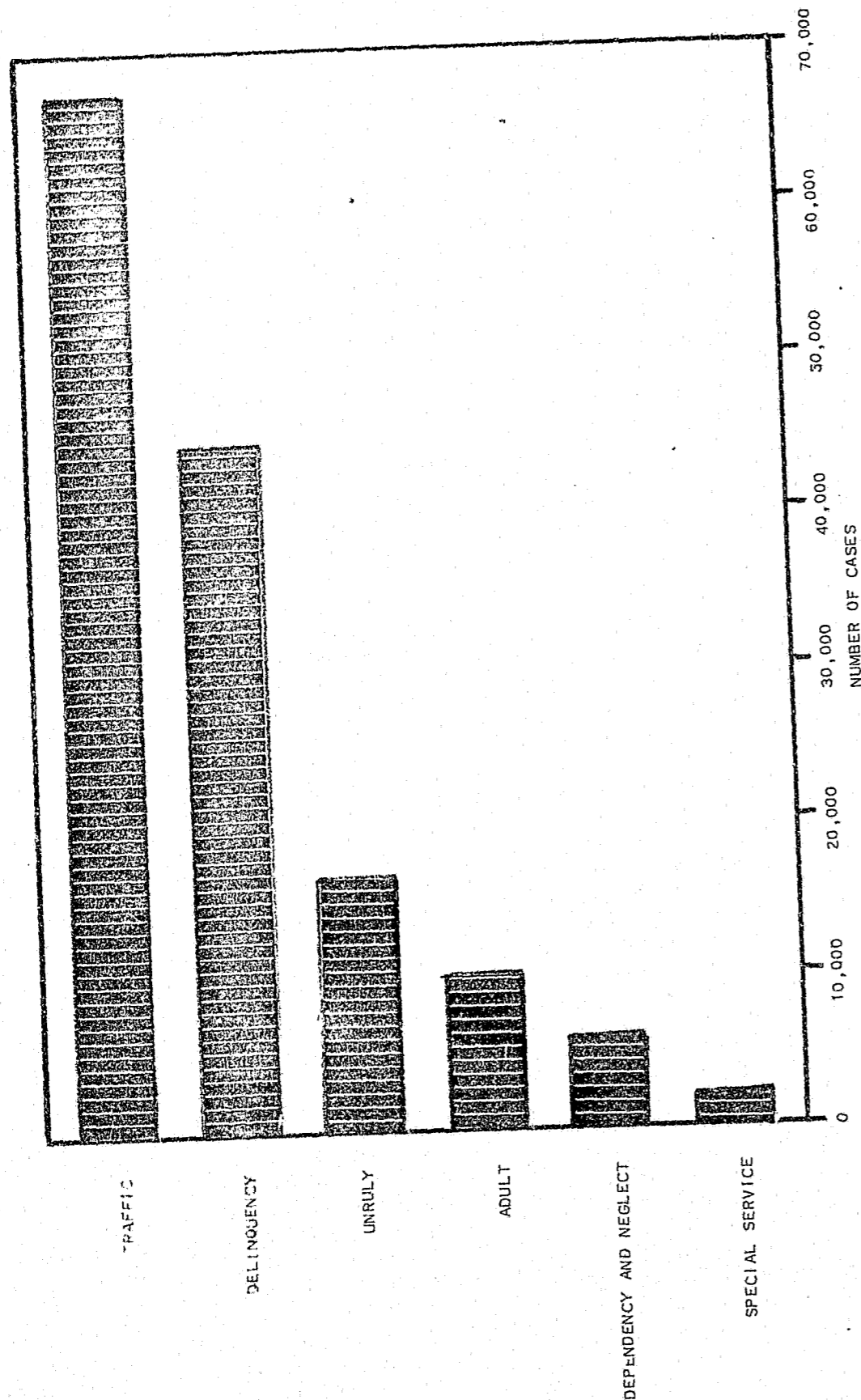
In addition to these governmental uses, private insurance companies and consulting actuaries have found the statistics on juvenile traffic offenders useful in computing automobile insurance rates.

Another use of these statistics is to provide data for student research projects. Students, ranging from high school freshmen to doctoral candidates, have found these statistics helpful in preparing reports on juvenile delinquency, juvenile traffic offenders, and other problems of juveniles in our society.

DEFINITION OF JUVENILE COURT

The term juvenile court is used in the broad sense to include all courts having jurisdiction in children's cases and certain adult cases involving juveniles. In most counties the court is separate and independent from the common pleas court and the probate or domestic relations court. However, in some of the less populous counties the probate, domestic relations, or common pleas court also hears the juvenile cases. In collecting these statistics every effort has been made to include all juvenile and adult cases processed by the "juvenile courts" in each of Ohio's counties. This year we were fortunate in getting the cooperation of all eighty-eight counties.

CHART A  
CASES DISPOSED OF BY OHIO JUVENILE COURTS,  
BY TYPE OF CASE, 1970



### UNRULY CASES

On November 19, 1969, a new juvenile court law became effective, which created a new type of case, namely, the unruly case. The intent of this law was to separate from delinquency cases those cases of children who had committed acts which were troublesome to society, but were not necessarily crimes.

Thus, under the new law, delinquency cases included only those acts of children which would be crimes if committed by adults. Unruly cases included those cases of truancy, being ungovernable, running away, consent for early marriage, conditions injurious to morals and various other violations of laws applicable only to children.

For simplicity in statistical tabulation, the unruly cases reported in November and December 1969 were included in the count of delinquency cases for the year 1969. Since this category was new and in use for less than two months, the percentage of unruly cases included with the delinquency cases in 1969 was very small.

In 1970, new computer programs were written, and the unruly cases were counted separately from the delinquency cases. This resulted in the adding of five new tables to this report--tables 22 through 26.

### 1970 COMPARED WITH 1969

In 1970 there were six broad categories of juvenile court cases --- delinquency cases, dependency and neglect cases, special service cases, juvenile traffic cases, adult cases, and unruly cases. The detailed legal definitions of these types of cases are contained in the appendix of this report. Comparison of the number of cases disposed of in each of these categories in 1969 and 1970 reveals the following:

Delinquency cases decreased from 55,013 to 44,886. This was because many cases, which would have been classified as delinquencies, were classified in 1970 as unruly cases. Thus, while delinquency cases decreased by 10,127, unruly cases increased from 0 in 1969 to 16,678 in 1970.

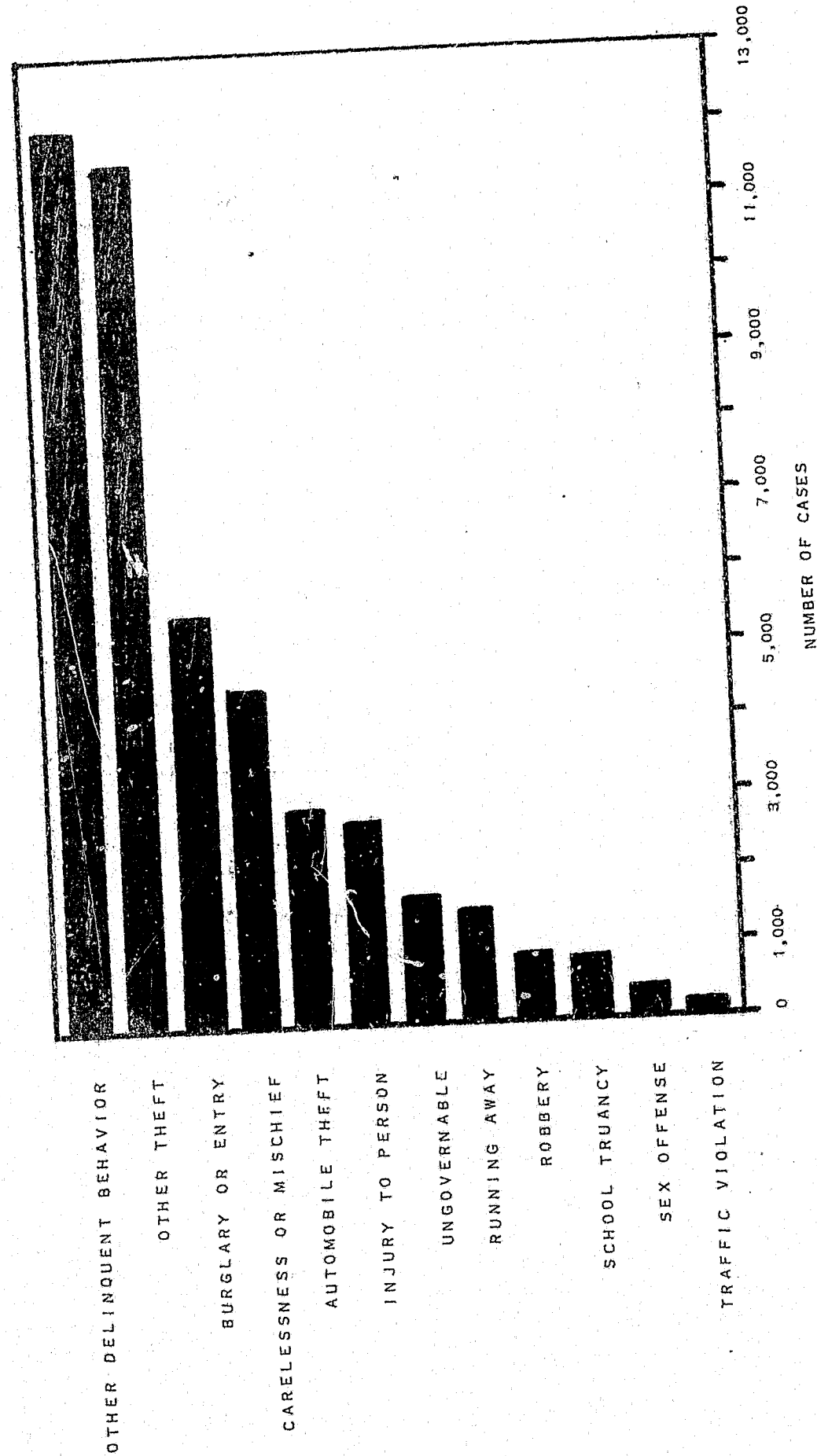
It is interesting to note that traffic cases decreased by 5.3 per cent from 1969 to 1970. A reason for this may be that poor economic conditions during 1970 reduced the number of teenagers who could afford to drive automobiles, or reduced their access to family automobiles.

Confirming the poor economic conditions of 1970, dependency and neglect cases increased by 4.4 per cent from 1969 to 1970.

Overall, the total number of juvenile court cases increased from 145,148 in 1969 to 147,399 in 1970. This was a 1.6 per cent increase. In contrast, the increase in juvenile court cases from 1968 to 1969 was 12 per cent, and from 1967 to 1968 the increase was 12 per cent. Possibly, the poor economic conditions during the year 1970 reduced the amount of cash and cars available to juveniles and dampened rowdy and disruptive spirits.



CHART B  
 DELINQUENCY CASES DISPOSED OF BY OHIO JUVENILE  
 COURTS, BY REASON FOR REFERRAL, 1970



### GRAPHICAL ANALYSIS OF THESE STATISTICS

Tables 1 through 26 contain much information. Many charts and various graphical analyses can be derived from these tables.

Some charts have been included in this report to highlight some of the statistics. Chart A shows graphically how much traffic cases exceeded delinquency cases and the other types of cases.

Chart B shows the ranking of the various reasons for referral in delinquency cases. "Other delinquent behavior" is the most frequent reason for referral, while "traffic violation" is the least frequent reason for referral. These traffic violations are not included in the count of traffic cases because the circumstances of the cases caused the courts to classify the cases as delinquencies. It is interesting to note that "sex offenses" are such a small part of the reasons for referral for delinquency cases.

Chart C shows the ranking of the various reasons for referral in unruly cases. "Other reason" is the most frequent reason for referral. This is a general category which includes miscellaneous types of unruly behavior. "Running away" is almost equal to "other reason" as a reason for referral in unruly cases.

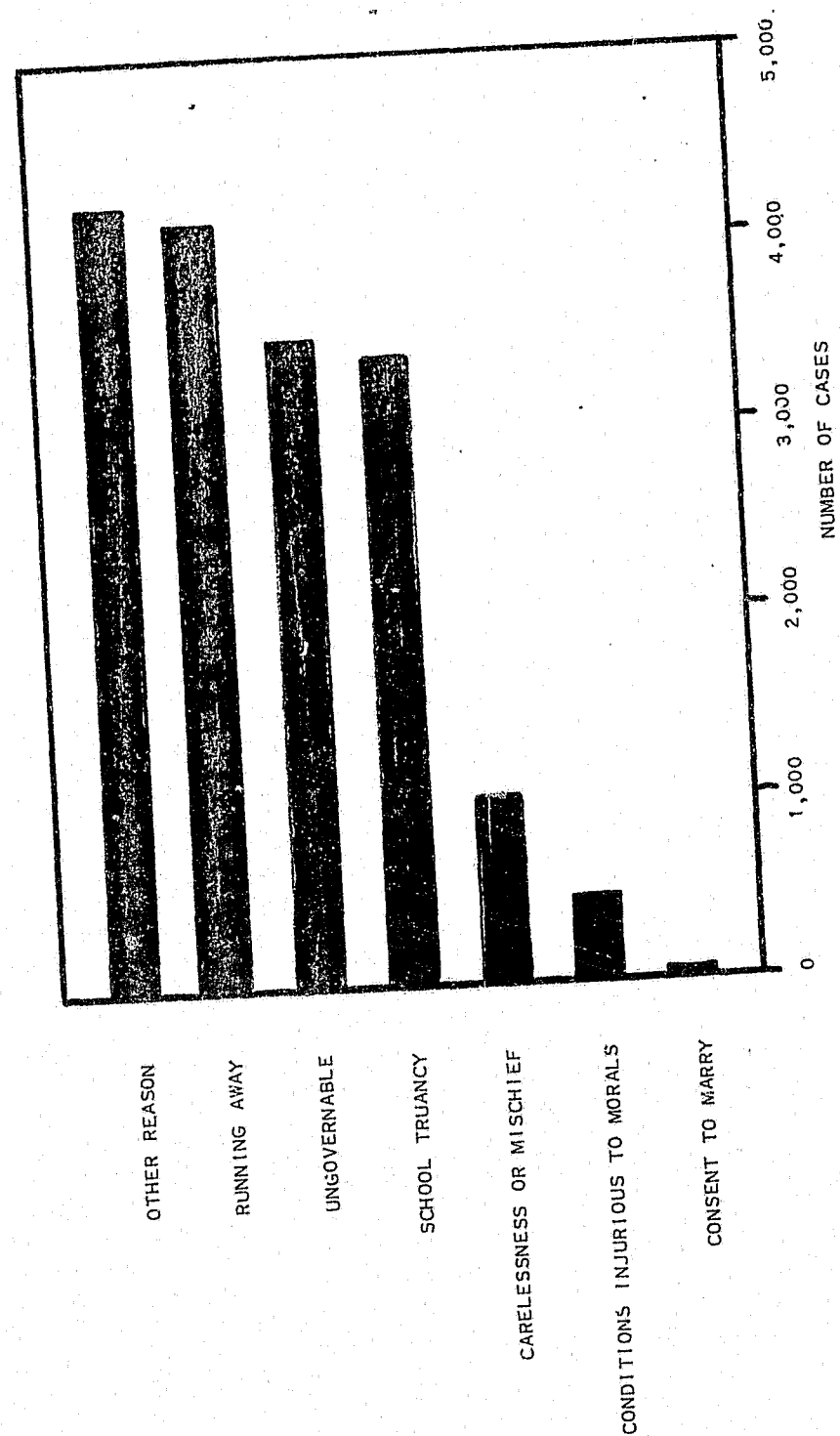
Chart D shows the reasons for referral in adult cases disposed of by the juvenile courts. As might be presupposed, nonsupport and paternity are the two most frequent reasons for referral of adults to juvenile courts.

A graphical analysis, which is always interesting to make, is to plot the distribution of a variable on the map of the state of Ohio. Chart E shows the number of delinquency cases disposed of by county. When studying a chart of this type, care should always be taken when comparing one geographical region with another. Some courts may report only those cases which are handled in an "official" manner; and therefore, show a lower count of delinquency cases. Other courts may count and report every form of complaint.

However, the general pattern which emerges is the concentration of juvenile delinquency in the counties which encompass the major cities and the greatest population densities. Thus, this map shows the greatest frequency of delinquencies in Cleveland (Cuyahoga County), Akron (Summit County), Toledo (Lucas County), Columbus (Franklin County), Dayton (Montgomery County), and Cincinnati (Hamilton County).

CHART C

UNRULY CASES DISPOSED OF BY OHIO JUVENILE COURTS,  
BY REASON FOR REFERRAL, 1970



## APPENDIX - DEFINITIONS

In order to fully appreciate the information contained in Tables 1-26 the following definitions are provided:

**ADJUSTED OR ADMONISHED:** Includes cases in which the action of the court consists of bring about a satisfactory relationship or agreement between the offender and the complainant, or in readjustment of the home environment, or in which the court considers an admonition or warning to the offender a sufficient means of disposing of the complaint, e.g., restitution, released to foster home and/or relatives, lectured and released.

**ADULT CASE:** Juvenile courts have exclusive original jurisdiction to determine all cases of misdemeanors charging adults: (A) with contributing to, encouraging, or tending to cause by any act or omission the delinquency, neglect, or dependency of any child; (B) with any act or omission with respect to any child which act of omission is a violation of any state law or any municipal ordinance; (C) with abandonment or failure to provide subsistence to any child for which they are legally responsible.

**AUTOMOBILE THEFT:** Includes cases where a motor vehicle is stolen or driven away and abandoned, including the so called joy-riding thefts. Does not include taking for temporary use when actually returned by the taker or unauthorized used by those having lawful access to the vehicle.

**BEING UNGOVERNABLE:** Includes generally unsatisfactory behavior, such as when the child is beyond parental control or is generally incorrigible, stays away from home, show violent general behavior, uses vile or abusive language, and so reports himself as to endanger the health or morals of himself or others.

**BOARDING HOME:** Includes a family home, other than that of relatives, in which the child is placed with provision for payment or board. Placement may be made directly by the court or by an agency or individual at the request of the court. Also included in this item are family homes which are "subsidized" so that they are available to provide detention or shelter care.

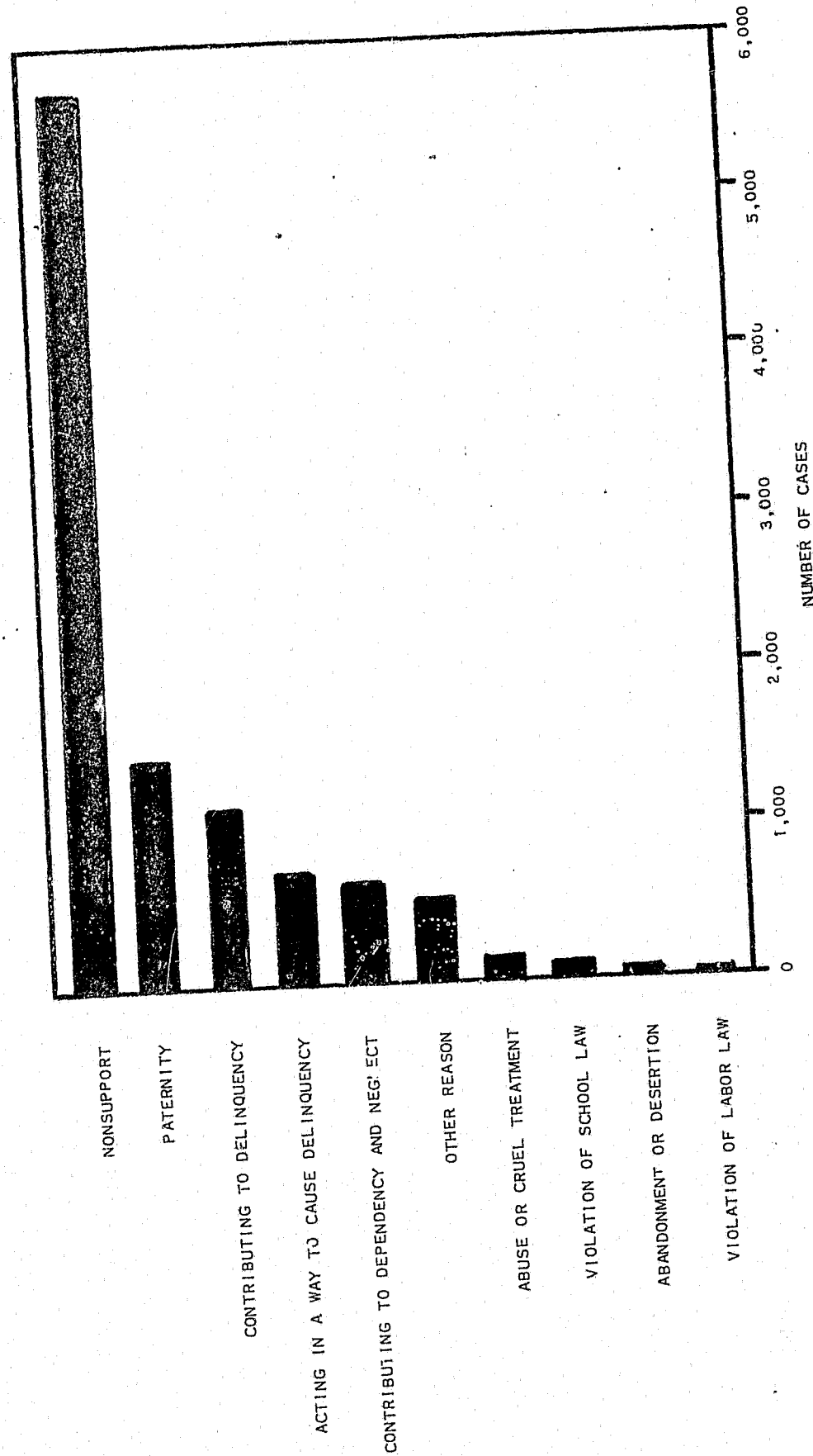
**BURGLARY OR UNLAWFUL ENTRY:** Includes burglary, breaking and entering, housebreaking, or any unlawful entry to commit a theft even though no force was used to gain entrance. Includes attempts.

**CARELESSNESS OR MISCHIEF:** Includes cases of destruction of private or public property, such as trespassing, setting fires, arson, mutilating books, disturbing the peace, committing a nuisance, and disorderly conduct (not involving a sex offense) such as discharging firecrackers, fighting, quarreling, throwing stones, window peeping, indecent exposure, cases of malicious mischief, and other cases of mischief, such as playing ball in the streets, swimming in the nude, carrying concealed weapons, discharging firearms, gambling, stealing rides, turning in a false fire alarm, cruelty to animals, and tampering with mails.

**CASES DISPOSED OF:** Means that some definite action has been taken or that some plan of treatment has been decided upon. It does not mean the case is "closed" in the sense that all contact with the child or the family has ceased.

**CASES HELD OPEN:** This refers to cases in which the court imposes certain conditions upon the offender or others responsible for his conduct and no further action is

CHART D  
ADULT CASES DISPOSED OF BY OHIO JUVENILE COURTS,  
BY REASON FOR REFERRAL, 1970



anticipated, or in which the court holds the case open merely to retain jurisdiction in order that action can be taken without filing of a new petition or complaint, if other charges arise, e.g., suspended sentence, ward of courts, driver's license suspended.

**DELINQUENT CHILD:** Includes any child who violates any law of this state, the United States, or any ordinance or regulation of a political subdivision of the state, which would be a crime if committed by an adult; except that any child who violates any traffic law, ordinance, or regulation shall be designated as a "juvenile traffic offender." Also, includes any child who violates any lawful order of the juvenile court.

**DEPENDENT CHILD:** Includes any child: (A) who is homeless or destitute or without proper care or support, through no fault of his parents, guardians, or custodians; (B) who lacks proper care or support by reason of the mental or physical condition of his parents, guardian or custodian; (C) whose condition or environment is such as to warrant the state, in the interest of the child, in assuming his guardianship.

**DETENTION HOME:** Includes institutions that are maintained by the juvenile courts or by the local government for the purpose of caring for delinquent, dependent, or neglected children awaiting disposition of their cases.

**DISMISSES:** This refers to cases which the court closes without further action. This occurs when investigation shows the evidence insufficient to support the charges, the charges are withdrawn or the juvenile court finds it does not have or wishes to terminate jurisdiction (and does not refer the case elsewhere for action), e.g., closed new complaint or delinquent child over 17 years of age.

**INJURY TO PERSON:** Includes injury, attempted or threatened injury to person, accidental injury to a person, homicide, assault and assault with intent to kill.

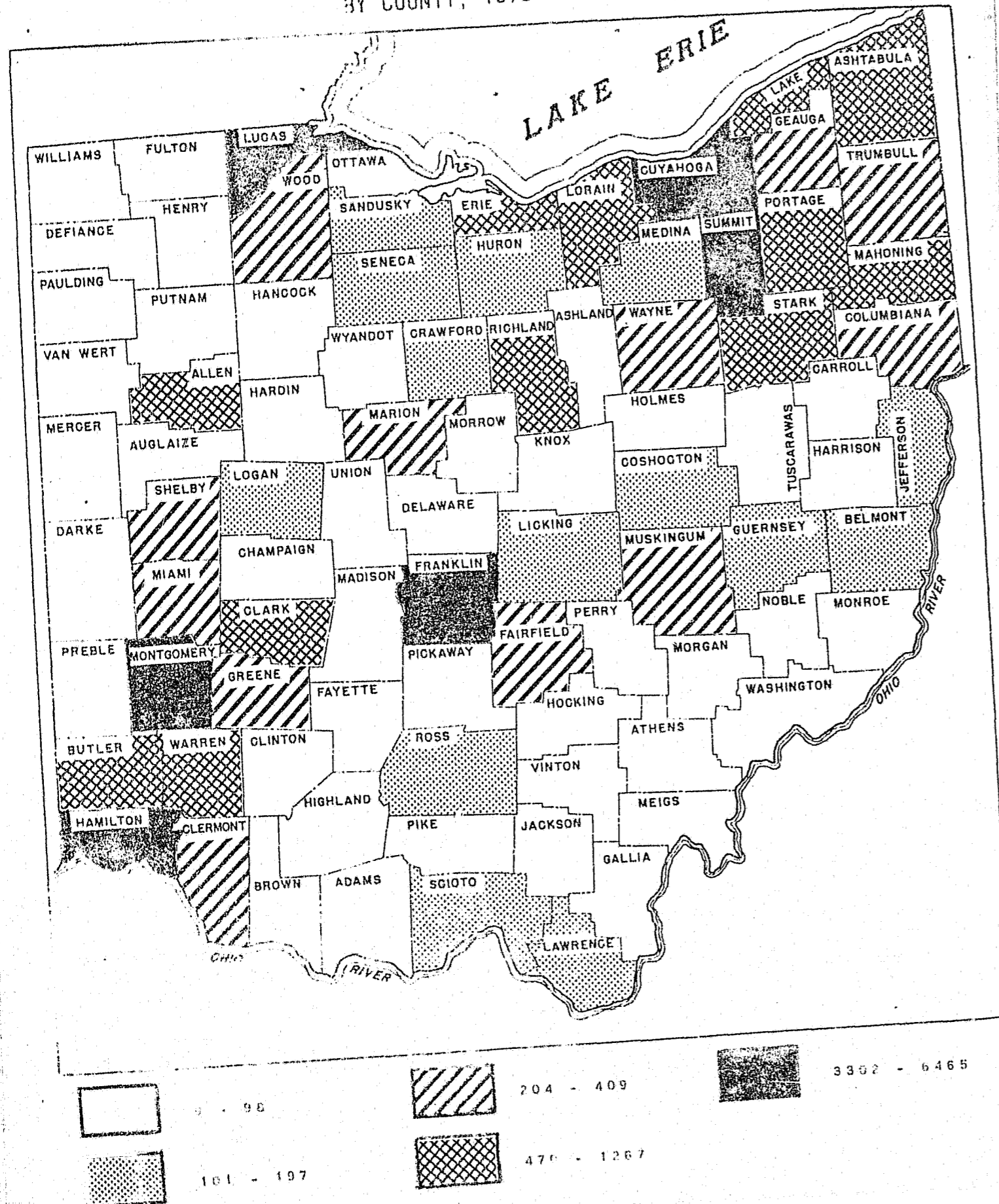
**JUVENILE TRAFFIC OFFENDER:** Any child who violates any traffic law, traffic ordinance, or traffic regulation of this state, the United States, or any subdivision of this state shall be designated as a "juvenile traffic offender" and shall not be designated as a delinquent unless it be so ordered by the court after hearing the evidence.

**JUVENILE COURT:** The term "juvenile court" is used in the broad sense to include all courts having jurisdiction in children's cases-- separate or independent juvenile courts as well as other courts, such as probate or domestic relations in which juvenile jurisdiction has been placed. "Juvenile court" refers also to all persons representing the court--judge, referee, and probation staff.

**NEGLECTED CHILD:** Includes any child: (A) who is abandoned by his parents, guardian, or custodian; (B) who lacks proper parental care because of the faults, or habits of his parents, guardian, or custodian; (C) whose parents, guardians, or custodian neglects or refuses to provide him with proper or necessary subsistence, education, medical or surgical care or other care necessary for his health, morals, or well being; (D) whose parents, guardian, or custodian neglects or refuses to provide the special care made necessary for his mental condition.

**OFFICIAL CASES:** An official case is one which comes to the attention of the court through the filing of a written complaint which is not withdrawn before action is taken by the court on such complaint.

# DELINQUENCY CASES DISPOSED OF BY OHIO JUVENILE COURTS, BY COUNTY, 1970



**OTHER DELINQUENT BEHAVIOR:** Includes violations of liquor laws, drug or narcotic laws, curfew laws, and fish or game laws. Includes cases of intoxication, begging, loitering, vagrancy (not involving a sex offense), slander, lying, resisting the police, and assisting in an escape from jail.

**OTHER DISPOSITION:** Includes all dispositions not otherwise provided for such as runaway returned, adoption petition granted, consent to marry granted, an order for payments of costs, a commitment to a penal institution for adults, termination of wardship, turned over to a parole office, etc.

**OTHER PUBLIC INSTITUTIONS:** Includes commitments to a state, county or city institution other than one primarily for delinquent children. For example, state mental hospitals, public tuberculosis hospitals, county supported children's home.

**OTHER THEFTS:** Includes types of larceny or stealing that are not included under automobile theft, burglary, or robbery. Examples are: picking pockets, shoplifting, stealing automobile accessories or parts or stealing articles from an automobile, stealing from persons in the child's home, etc. Also, includes forgery, fraud, embezzlement, counterfeiting, blackmail, receiving stolen property, stealing bicycles or motorcycles, operating motorcycles without owners' consent and grand and petit larceny.

**PLACEMENT OR CUSTODY:** Includes referrals for investigations for the probate court of cases to be committed to institutions for mental defectives, epileptics, etc. Also include determination or change of custody, and placement in a different home or institution.

**PRIVATE AGENCY OR INSTITUTION:** Includes commitments or referrals to any agency or institution under private auspices, such as privately operated schools and institutions for delinquents and nondelinquents, convents, and child-placing and child supervising agencies not supported by taxation although public funds are used to pay for such services. For example, Boys' Republic, Catholic Welfare Bureau, Ohio Society for Crippled Children.

**PUBLIC DEPARTMENT:** Includes commitments or referrals to any department under state, county, or municipal auspices. For example, county welfare departments, city departments of charities, board of education.

**PUBLIC INSTITUTION FOR DELINQUENT CHILDREN:** Includes commitments to a state, county or city institution for delinquent children. For example, Juvenile Diagnostic Center, Fairfield School for Boys, Detention Homes.

**ROBBERY:** Includes highway robbery, and stealing or attempted stealing from a person if the stealing was accompanied by intimidation or violence or by putting in fear, such as strong arm robbery, stickups, robbery armed. Includes assault to rob and attempt to rob.

**RUNNING AWAY:** Includes running away from home or an institution. This item should include children brought into court because of a single act of running away from home. If the children run away repeatedly the reason for referral is classified as "being ungovernable."

**SEX OFFENSE:** Includes unlawful intercourse, prostitution and allied offenses, immoral relations with persons of the same sex, the enticing of minors for immoral purposes, disorderly conduct when this term is used to designate a sex offense, rape or indecent assault when committed by a juvenile.



**SPECIAL SERVICE CASES:** These cases result from the exclusive original jurisdiction given the juvenile court under the revised code: (A) concerning any child who is delinquent, neglected, dependent, crippled or otherwise physically handicapped; (B) to determine the custody of any child not a ward of another court; (C) to determine the paternity of any child alleged to have been born out of wedlock and to provide for the support of such child, subject to the concurrent jurisdiction of other courts.

**UNRULY CHILD:** Includes any child: (A) who does not subject himself to the control of his parents, teachers, guardian, or custodian, by reason of being wayward or habitually disobedient; (B) who is a habitual truant from home or school; (C) who so deports himself as to injure or endanger the health or morals of himself or others; (D) who attempts to enter the marriage relation in any state without the consent of his parents, custodian, legal guardian, or other legal authority; (E) who is found in a disreputable place, visits or patronizes a place prohibited by law, or associates with vagrant, vicious, criminal, notorious, or immoral persons; (F) who engages in an occupation prohibited by law, or is in a situation dangerous to life or limb or injurious to the health or morals of himself or others; (G) who has violated a law applicable only to a child.

TABLE 1

DELINQUENCY CASES DISPOSED OF BY OHIO JUVENILE COURTS, BY SOURCE OF REFERRAL, REASON FOR REFERRAL, AND SEX, 1970

REASON FOR REFERRAL AND SEX	TOTAL	SOURCE OF REFERRAL							OTHER SOURCE	SOURCE NOT SPECIFIED
		PARENT OR RELATIVE	PROBATION OFFICER	LAW ENFORCEMENT OFFICER	OTHER COURT	SCHOOL DEPARTMENT	SOCIAL AGENCY	OTHER SOURCE		
<b>BOYS AND GIRLS TOTAL.....</b>	44886	1609	1665	34980	259	1092	251	5025	5	
<b>BOYS TOTAL.....</b>	36188	842	1178	29247	211	773	139	3794	4	
INJURY TO PERSON.....	2134	38	36	1095	2	51	12	898	...	
ROBBERY.....	850	3	7	772	2	3	1	62	...	
BURGLARY OR ENTRY.....	5324	16	63	4875	30	45	5	289	1	
AUTOMOBILE THEFT.....	2762	27	57	2516	37	5	7	113	...	
OTHER THEFT.....	8306	65	112	6966	59	62	11	1031	...	
SEX OFFENSE.....	302	9	8	193	...	...	3	89	...	
UNGOVERNABLE.....	970	360	93	381	2	70	32	31	1	
CARELESSNESS OR MISCHIEF.....	4087	36	58	3341	19	68	2	563	...	
SCHOOL TRUANCY.....	586	16	85	115	6	358	4	2	...	
RUNNING AWAY.....	6.1	84	66	454	2	2	24	9	...	
TRAFFIC VIOLATION.....	186	1	...	178	...	...	...	7	...	
OTHER DELINQUENT BEHAVIOR.....	10040	187	591	8361	52	109	38	700	2	
<b>GIRLS TOTAL.....</b>	8698	767	487	5733	48	319	112	1231	1	
INJURY TO PERSON.....	571	10	14	209	2	16	7	313	...	
ROBBERY.....	62	...	2	51	...	...	...	9	...	
BURGLARY OR ENTRY.....	209	1	7	167	...	3	...	31	...	
AUTOMOBILE THEFT.....	103	1	1	91	2	1	1	6	...	
OTHER THEFT.....	3291	17	39	2582	21	16	5	610	1	
SEX OFFENSE.....	139	43	6	75	2	1	5	7	...	
UNGOVERNABLE.....	688	388	43	193	...	19	33	12	...	
CARELESSNESS OR MISCHIEF.....	435	7	11	337	2	7	2	69	...	
SCHOOL TRUANCY.....	293	14	37	35	...	201	2	4	...	
RUNNING AWAY.....	909	148	89	623	...	5	28	14	...	
TRAFFIC VIOLATION.....	20	...	1	18	...	...	...	1	...	
OTHER DELINQUENT BEHAVIOR.....	1978	138	237	1352	17	50	29	155	...	

TABLE 2  
CHILDRENS AND ADULTS CASES DISPOSED OF BY OHIO JUVENILE COURTS, BY COUNTY, 1970

COUNTY	TOTAL	CHILDRENS CASES					ADULT CASES				
		TOTAL	BOYS	GIRLS	OF-FICIAL	UNOF-FICIAL	TOTAL	MALE	FEMALE	OF-FICIAL	UNOF-FICIAL
ADAMS	158	153	134	19	153	...	5	3	2	5	...
ALLEN	2207	2098	1667	431	1169	929	109	98	11	109	...
ASHLAND	579	556	456	100	556	...	23	19	4	23	...
ASHTABULA	1729	1542	1206	336	1536	6	187	170	17	187	...
ATHENS	257	238	202	36	238	...	19	13	6	19	...
AUGLAIZE	350	333	291	42	333	...	17	17	...	17	...
BELMONT	812	792	658	134	604	188	20	17	3	14	6
BROWN	318	297	252	45	297	...	21	13	8	21	...
BUTLER	3377	3130	2573	557	2388	742	247	225	22	237	10
CARROLL	155	155	140	15	155	...	...	...	...	...	...
CHAMPAIGN	167	165	130	35	120	45	2	2	...	2	...
CLARK	1773	1655	1303	352	440	1215	118	95	23	118	...
CLERMONT	1307	1281	1060	221	1107	174	26	23	3	22	4
CLINTON	466	370	299	71	369	1	96	77	19	96	...
COLUMBIANA	1193	990	746	244	618	372	203	162	41	203	...
COSHOCTON	504	416	330	86	295	121	88	76	12	72	16
CRAWFORD	608	559	408	151	535	24	49	43	6	49	...
CUYAHOGA	18296	17701	14433	3268	13701	4000	595	553	42	186	409
DARKE	217	210	189	21	27	183	7	6	1	7	...
DEFIANCE	400	377	302	75	377	...	23	14	9	23	...
DELAWARE	841	678	540	138	677	1	163	151	12	163	...
ERIE	1724	1597	1258	339	1366	231	127	120	7	110	17
FAIRFIELD	940	888	656	232	695	193	52	47	5	52	...
FAYETTE	326	271	201	70	271	...	55	53	2	55	...
FRANKLIN	16017	11489	9109	2380	9280	2209	4528	4459	69	1539	2989
FULTON	414	411	339	72	333	78	3	1	2	1	2
GALLIA	297	274	242	32	270	4	23	14	9	22	1
GEAUGA	728	656	558	98	621	35	72	69	3	67	5
GREENE	1615	1615	1395	220	1502	113	...	...	...	...	...
GUERNSEY	479	473	392	81	441	32	6	4	2	6	...
HAMILTON	13834	13701	10415	3286	10600	3101	133	83	50	133	...
HANCOCK	809	766	618	148	459	307	43	42	1	43	...
HARDIN	227	200	167	33	200	...	27	25	2	27	...
HARRISON	86	86	77	9	86	...	...	...	...	...	...
HENRY	211	204	177	27	59	145	7	6	1	7	...
HIGHLAND	267	218	177	41	218	...	49	40	9	49	...
HOCKING	267	252	206	46	252	...	15	11	4	15	...
HOLMES	134	129	95	34	129	...	5	5	...	5	...
HURON	674	634	469	165	633	1	40	32	8	40	...
JACKSON	356	349	284	65	290	59	7	3	4	7	...
JEFFERSON	669	615	504	111	615	...	54	53	1	54	...
KNOX	439	432	368	64	432	...	7	6	1	7	...
LAKE	2939	2872	2298	574	2361	511	67	66	1	67	...
LAWRENCE	505	480	382	98	460	20	25	19	6	25	...
LICKING	986	891	728	163	815	76	95	68	27	88	7

TABLE 2  
CHILDRENS AND ADULTS CASES DISPOSED OF BY OHIO JUVENILE COURTS, BY COUNTY, 1970

COUNTY	TOTAL	CHILDRENS CASES					ADULT CASES				
		TOTAL	BOYS	GIRLS	OF-FICIAL	UNOF-FICIAL	TOTAL	MALE	FEMALE	OF-FICIAL	UNOF-FICIAL
LOGAN	608	548	420	128	506	42	60	58	2	60	...
LORAIN	2605	2513	1998	515	2190	323	92	88	4	92	...
LUCAS	10141	9842	7402	2440	6638	3204	299	289	10	299	...
MADISON	626	538	433	105	538	...	88	74	14	88	...
MAHONING	2776	2776	2176	600	520	2256	...	...	...	...	...
MARION	1340	1291	1059	232	1245	46	49	45	4	49	...
MEDINA	814	808	727	81	769	39	6	4	2	6	...
MEIGS	173	154	136	18	149	5	19	13	6	19	...
MERCER	267	260	219	41	243	17	7	4	3	6	1
MIAMI	1065	998	790	208	998	...	67	65	2	67	...
MONROE	77	75	55	20	72	3	2	2	...	2	...
MONTGOMERY	11334	11295	9031	2264	7076	4219	39	29	10	39	...
MORGAN	60	60	50	10	59	1	...	...	...	...	...
MORROW	245	219	188	31	219	...	26	23	3	26	...
MUSKINGUM	1869	1493	1135	358	1493	...	376	285	91	376	...
NOBLE	98	97	76	21	97	...	1	1	...	1	...
OTTAWA	527	522	454	68	12	510	5	5	...	4	1
PAULDING	185	175	153	22	175	...	10	6	4	10	...
PERRY	155	155	142	13	150	5	...	...	...	...	...
PICKAWAY	476	439	354	85	415	24	37	23	14	37	...
PIKE	282	234	183	51	206	28	48	36	12	40	8
PORTAGE	2163	1913	1505	408	1151	762	250	224	26	250	...
PREBLE	365	359	264	95	274	85	6	5	1	6	...
PUTNAM	211	205	185	20	205	...	6	4	2	6	...
RICHLAND	1912	1676	1211	465	1675	1	236	217	19	235	1
ROSS	488	479	380	99	319	160	9	8	1	8	1
SANDUSKY	665	664	562	102	476	188	1	...	1	1	...
SCIOTO	596	527	417	110	527	...	69	62	7	69	...
SENECA	925	754	555	199	539	215	171	137	34	171	...
SHELBY	738	657	551	106	564	93	81	74	7	79	2
STARK	4132	3965	3075	890	2940	1025	167	151	16	166	1
SUMMIT	11461	11089	9041	2048	8606	2483	372	366	6	372	...
TRUMBULL	2091	2066	1599	467	626	1440	25	19	6	13	12
TUSCARAWAS	471	449	376	73	449	...	22	13	9	22	...
UNION	381	312	237	75	157	155	69	64	5	6	63
VAN WERT	346	315	281	34	315	...	31	26	5	31	...
VINTON	118	118	109	9	118	...	...	...	...	...	...
WARREN	1509	1448	1181	267	1191	257	61	55	6	61	...
WASHINGTON	312	312	270	42	312	...	...	...	...	...	...
WAYNE	790	732	571	161	732	...	58	48	10	58	...
WILLIAMS	327	298	249	49	253	45	29	20	9	19	10
WOOD	789	730	621	109	709	21	59	48	11	59	...
WYANDOT	229	229	198	31	229	...	...	...	...	...	...
ALL COUNTIES	147399	136988	109053	27935	104220	32768	10411	9594	817	6845	3566

TABLE 3  
CHILDRENS CASES DISPOSED OF BY OHIO JUVENILE COURTS, BY TYPE OF CASE, BY COUNTY, 1970

COUNTY	DELINQUENCY					TRAFFIC					DEPENDENCY AND NEGLECT				
	TOTAL	OFFICIAL		UNOFFICIAL		TOTAL	OFFICIAL		UNOFFICIAL		TOTAL	OFFICIAL		UNOFFICIAL	
		BOYS	GIRLS	BOYS	GIRLS		BOYS	GIRLS	BOYS	GIRLS		BOYS	GIRLS	BOYS	GIRLS
ADAMS	37	35	2	...	...	97	85	12	...	...	4	2	2	...	...
ALLEN	622	342	93	154	33	982	423	32	430	97	29	14	15	...	...
ASHLAND	98	84	14	...	...	361	313	48	...	...	35	18	17	...	...
ASHTABULA	678	526	149	3	...	438	397	40	1	...	79	40	39	...	...
ATHENS	68	64	4	...	...	127	114	13	...	...	28	15	13	...	...
AUGLAIZE	74	71	3	...	...	212	191	21	...	...	11	6	5	...	...
BELMONT	192	121	10	53	8	336	317	18	1	...	67	41	26	...	...
BROWN	86	77	9	...	...	171	150	21	...	...	19	9	10	...	...
BUTLER	1160	548	74	456	82	1456	1289	167	...	...	188	102	86	...	...
CARROLL	48	38	10	...	...	102	98	4	...	...	2	1	1	...	...
CHAMPAIGN	59	37	2	17	3	76	62	14	...	...	2	1	1	...	...
CLARK	470	60	16	344	50	841	128	6	587	120	189	102	85	1	1
CLERMONT	241	141	14	66	20	826	735	91	...	...	83	52	23	4	4
CLINTON	56	49	7	...	...	203	179	24	...	...	21	8	13	...	...
COLUMBIANA	324	66	8	158	92	420	294	39	76	11	56	22	34	...	...
COSHOCTON	177	48	11	74	44	98	184	14	...	...	19	10	9	...	...
CRAWFORD	168	121	42	3	2	239	208	31	...	...	92	44	42	3	3
CUYAHOGA	6465	2714	493	2506	752	9225	8200	1025	...	...	382	208	168	6	...
DARKE	24	19	5	...	...	184	3	...	165	16	2	...	...	2	...
DEFIANCE	57	48	9	...	...	279	231	48	...	...	3	2	1	...	...
DELAWARE	123	110	13	...	...	311	283	28	...	...	107	49	58	...	...
ERIE	534	317	74	110	33	809	667	109	27	6	51	31	20	...	...
FAIRFIELD	246	99	13	88	46	440	378	62	...	...	69	39	30	...	...
FAYETTE	59	46	13	...	...	123	103	20	...	...	43	25	18	...	...
FRANKLIN	3941	1440	586	1464	451	6324	5472	850	2	...	602	299	269	16	18
FULTON	97	66	3	22	6	221	194	27	...	...	6	5	1	...	...
GALLIA	83	65	15	3	...	173	160	12	1	...	3	2	1	...	...
GEAUGA	204	173	19	10	2	340	306	34	...	...	34	16	18	...	...
GREENE	409	275	39	77	18	1140	1014	126	...	...	6	1	5	...	...
GUERNSEY	167	146	15	5	1	200	167	20	11	2	24	8	12	3	1
HAMILTON	5494	2972	615	1627	280	4576	3932	644	...	...	698	342	354	1	1
HANCOCK	91	65	16	10	...	469	223	17	189	40	34	18	15	1	...
HARDIN	30	30	...	...	...	115	102	13	...	...	19	10	9	...	...
HARRISON	9	8	1	...	...	71	65	6	...	...	...	...	...	...	...
HENRY	65	14	2	45	4	124	26	2	82	14	1	...	1	...	...
HIGHLAND	48	42	6	...	...	122	114	8	...	...	19	5	14	...	...
HOCKING	49	43	6	...	...	141	125	16	...	...	10	6	4	...	...
HOLMES	19	16	3	...	...	60	54	6	...	...	19	10	9	...	...
HURON	192	144	48	...	...	291	255	36	...	...	21	10	11	...	...
JACKSON	84	46	9	29	...	156	132	13	11	...	30	14	16	...	...
JEFFERSON	149	125	24	...	...	333	304	29	...	...	48	21	27	...	...
KNOX	90	81	9	...	...	304	263	41	...	...	5	3	2	...	...
LAKE	1159	886	244	21	8	1186	660	61	381	84	103	60	43	...	...
LAWRENCE	101	87	12	2	...	189	183	6	...	...	65	32	32	...	1
LICKING	114	74	13	14	13	587	514	73	...	...	56	30	26	...	...

TABLE 3  
CHILDRENS CASES DISPOSED OF BY OHIO JUVENILE COURTS, BY TYPE OF CASE, BY COUNTY, 1970

COUNTY	DELINQUENCY					TRAFFIC					DEPENDENCY AND NEGLECT				
	TOTAL	OFFICIAL		UNOFFICIAL		TOTAL	OFFICIAL		UNOFFICIAL		TOTAL	OFFICIAL		UNOFFICIAL	
		BOYS	GIRLS	BOYS	GIRLS		BOYS	GIRLS	BOYS	GIRLS		BOYS	GIRLS	BOYS	GIRLS
LOGAN	129	104	19	5	1	279	223	49	6	1	36	23	13	...	...
LORAIN	672	526	78	55	13	1329	1048	187	89	5	73	43	30	...	...
LUCAS	4220	892	179	2147	1002	4392	3770	621	1	...	396	188	208	...	...
MADISON	159	126	33	...	...	257	224	33	...	...	61	34	27	...	...
MAHONING	702	203	16	438	45	1336	...	...	1192	144	183	76	101	1	5
MARION	356	302	44	9	1	656	566	90	...	...	30	19	11	...	...
MEDINA	167	152	15	...	...	571	483	49	36	3	6	4	2	...	...
MEIGS	23	21	2	...	...	83	74	7	2	...	3	1	2	...	...
MERCER	31	26	5	...	...	163	141	22	...	...	1	1	1	...	...
MIAMI	315	256	59	...	...	528	453	75	...	...	38	19	19	...	...
MONROE	22	19	3	...	...	27	23	4	...	...	18	7	11	...	...
MONTGOMERY	4196	997	208	2469	522	5207	4330	611	234	32	259	127	131	...	1
MORGAN	13	12	1	...	...	28	25	3	...	...	4	2	1	...	1
MORROW	52	48	4	...	...	136	124	12	...	...	7	1	6	...	...
MUSKINGUM	381	321	60	...	...	549	482	67	...	...	241	135	106	...	...
NOBLE	41	28	13	...	...	44	41	3	...	...	9	5	4	...	...
OTTAWA	91	2	...	78	11	284	1	...	259	24	20	2	7	3	8
PAULDING	71	64	7	...	...	73	67	6	...	...	18	12	6	...	...
PERRY	47	38	4	5	...	102	96	6	...	...	5	3	2	...	...
PICKAWAY	62	52	6	2	2	227	199	25	3	...	46	23	23	...	...
PIKE	57	38	16	3	...	91	79	12	...	...	29	14	15	...	...
PORTAGE	638	496	138	...	4	759	4	...	662	93	107	50	57	...	...
PREBLE	92	70	8	14	...	121	83	9	27	2	25	11	14	...	...
PUTNAM	60	59	1	...	...	126	113	13	...	...	2	1	1	...	...
RICHLAND	542	403	139	...	...	726	596	130	...	...	108	45	63	...	...
ROSS	140	35	10	78	17	289	213	33	31	12	24	12	9	2	1
SANDUSKY	133	104	23	6	...	433	253	31	129	20	6	4	2	...	...
SCIOTO	134	108	26	...	...	306	273	33	...	...	54	25	29	...	...
SENECA	197	125	30	32	10	369	210	34	108	17	83	34	31	1	17
SHELBY	218	178	24	15	1	326	281	45	...	...	25	16	9	...	...
STARK	1267	509	100	493	165	1864	1583	277	3	1	255	142	111	1	1
SUMMIT	3302	1259	206	1435	402	6394	5507	883	4	...	100	49	45	4	2
TRUMBULL	334	107	30	148	49	920	249	26	542	103	121	66	55	...	...
TUSCARAWAS	74	71	3	...	...	321	275	46	...	...	11	6	5	...	...
UNION	61	54	5	2	...	108	86	12	8	2	51	...	...	22	29
VAN WERT	87	75	12	...	...	188	175	13	...	...	14	9	5	...	...
VINTON	42	35	7	...	...	60	58	2	...	...	1	1	...	...	...
WARREN	535	278	51	156	50	691	616	68	7	...	75	42	33	...	...
WASHINGTON	16	10	6	...	...	217	198	19	...	...	...	...	...	...	...
WAYNE	205	164	41	...	...	359	311	48	...	...	48	19	29	...	...
WILLIAMS	50	28	4	18	...	187	152	35	...	...	2	1	1	...	...
WOOD	220	175	37	8	...	403	352	43	8	...	27	21	6	...	...
WYANDOT	71	62	9	...	...	147	129	18	...	...	4	1	3	...	...
ALL COUNTIES	44886	21211	4455	14977	4243	67254	53463	7627	5315	849	6010	3026	2819	71	94

TABLE 3  
CONTINUED

COUNTY	SPECIAL SERVICE					UNRULY				
	TOTAL	OFFICIAL		UNOFFICIAL		TOTAL	OFFICIAL		UNOFFICIAL	
		BOYS	GIRLS	BOYS	GIRLS		BOYS	GIRLS	BOYS	GIRLS
ADAMS	...	...	...	83	31	15	12	3	...	...
ALLEN	115	...	1	...	...	350	148	101	73	28
ASHLAND	1	1	...	...	...	61	40	21	...	...
ASHTABULA	55	29	26	...	...	292	208	82	2	...
ATHENS	10	5	5	...	...	5	4	1	...	...
AUGLAIZE	16	8	8	...	...	20	15	5	...	...
BELMONT	36	17	19	...	...	161	24	11	84	42
BROWN	6	4	2	...	...	15	12	3	...	...
BUTLER	60	30	30	...	...	266	36	26	112	92
CARROLL	...	...	...	...	...	3	3	...	...	...
CHAMPAIGN	...	...	...	...	...	28	1	2	12	13
CLARK	28	14	14	...	...	127	3	12	64	48
CLERMONT	29	...	...	11	18	102	24	27	27	24
CLINTON	12	8	4	...	...	78	55	22	...	1
COLUMBIANA	...	...	...	...	...	190	112	43	18	17
COSHOCTON	8	6	2	...	...	14	7	4	1	2
CRAWFORD	23	8	6	...	9	37	20	13	1	3
CUYAHOGA	91	46	45	...	...	1538	294	508	459	277
DARKE	...	...	...	...	...	...	...	...	...	...
DEFIANCE	11	6	5	...	...	27	15	12	...	...
DELAWARE	35	30	5	...	...	102	67	34	1	...
ERIE	3	...	...	3	...	200	69	79	34	18
FAIRFIELD	21	12	9	...	...	112	27	26	13	46
FAYETTE	2	...	2	...	...	44	27	17	...	...
FRANKLIN	163	87	25	34	17	459	147	105	148	59
FULTON	21	9	12	...	...	66	15	1	28	22
GALLIA	...	...	...	...	...	15	11	4	...	...
GEAUGA	4	3	1	...	...	74	33	18	17	6
GREENE	1	1	...	...	...	59	13	28	14	4
GUERNSEY	34	20	14	...	...	48	26	13	6	3
HAMILTON	...	...	...	...	...	2933	923	818	618	574
HANCOCK	42	21	21	...	...	130	30	33	61	6
HARDIN	12	8	4	...	...	24	17	7	...	...
HARRISON	6	4	2	...	...	...	...	...	...	...
HENRY	...	...	...	...	...	14	10	4	...	...
HIGHLAND	...	...	...	...	...	29	16	13	...	...
HOCKING	10	6	4	...	...	42	26	16	...	...
HOLMES	...	...	...	...	...	31	15	16	...	...
HURON	6	3	3	...	...	124	57	66	...	1
JACKSON	26	15	11	...	...	53	24	10	13	6
JEFFERSON	8	5	3	...	...	77	49	28	...	...
KNOX	21	14	7	...	...	12	7	5	...	...
LAKE	7	4	2	...	1	417	270	131	16	...
LAWRENCE	...	...	...	...	...	125	64	44	14	3
LICKING	27	23	3	1	...	107	36	23	36	12

TABLE 3  
CONTINUED

COUNTY	SPECIAL SERVICE					UNRULY				
	TOTAL	OFFICIAL		UNOFFICIAL		TOTAL	OFFICIAL		UNOFFICIAL	
		BOYS	GIRLS	BOYS	GIRLS		BOYS	GIRLS	BOYS	GIRLS
LOGAN	27	16	11	...	...	77	27	21	16	13
LORAIN	...	...	...	...	...	439	149	129	88	73
LUCAS	560	278	228	22	32	274	104	170	...	...
MADISON	10	6	4	...	...	51	43	8	...	...
MAHONING	8	...	...	...	8	547	91	33	175	248
MARION	...	...	...	...	...	249	137	76	26	10
MEDINA	12	8	4	...	...	52	44	8	...	...
MEIGS	...	...	...	...	...	45	35	7	3	...
MERCER	...	...	...	...	...	65	40	8	12	5
MIAMI	2	1	1	...	...	115	61	54	...	...
MONROE	6	2	1	3	...	2	1	1	...	...
MONTGOMERY	257	141	116	...	...	1376	182	233	551	410
MORGAN	5	2	3	...	...	10	9	1	...	...
MORROW	7	3	4	...	...	17	12	5	...	...
MUSKINGUM	35	14	21	...	...	287	183	104	...	...
NOBLE	3	2	1	...	...	...	...	...	...	...
OTTAWA	29	...	...	25	4	98	...	...	84	14
PAULDING	5	4	1	...	...	8	6	2	...	...
PERRY	1	...	1	...	...	...	...	...	...	...
PICKAWAY	13	9	4	...	...	91	50	24	16	1
PIKE	2	...	...	2	...	55	27	5	20	3
PORTAGE	...	...	...	...	...	409	290	116	3	...
PREBLE	1	1	...	...	...	120	38	40	20	22
PUTNAM	...	...	...	...	...	17	12	5	...	...
RICHLAND	...	...	...	...	...	300	166	133	1	...
ROSS	...	...	...	...	...	26	...	7	9	10
SANDUSKY	21	2	...	13	6	71	40	17	11	3
SCIOTO	...	...	...	...	...	33	11	22	...	...
SENECA	19	9	9	...	1	86	23	34	13	16
SHELBY	2	...	2	...	...	86	4	5	57	20
STARK	2	...	...	2	...	577	121	97	221	138
SUMMIT	36	25	9	1	1	1257	337	286	420	214
TRUMBULL	35	19	16	...	...	656	40	18	428	170
TUSCARAWAS	19	9	10	...	...	24	15	9	...	...
UNION	7	...	...	5	2	85	...	...	60	25
VAN WERT	2	2	...	...	...	24	20	4	...	...
VINTON	...	...	...	...	...	15	15	...	...	...
WARREN	54	27	27	...	...	93	27	22	28	16
WASHINGTON	...	...	...	...	...	79	62	17	...	...
WAYNE	15	13	2	...	...	105	64	41	...	...
WILLIAMS	10	8	2	...	...	49	19	3	23	4
WOOD	...	...	...	...	...	80	52	23	5	...
WYANDOT	5	5	...	...	...	2	1	1	...	...
ALL COUNTIES	2160	1053	772	205	130	16678	5570	4224	4162	2722



TABLE 4

DELINQUENCY CASES DISPOSED OF BY OHIO JUVENILE COURTS, BY TYPE OF DISPOSITION, REASON FOR REFERRAL, AND SEX, 1970

REASON FOR REFERRAL AND SEX	TOTAL	TYPE OF DISPOSITION											
		DIS-MISSED	AD JUSTED OR ADMON-ISHED	CASE HELD UPEN	PRO-BAATION	PUBLIC IN-STITUTION FOR DE-LINQUENT CHILDREN	OTHER PUBLIC INSTI-TUTION	OTHER COURT	PUBLIC DEPT.	PRIVATE AGENCY OR INSTI-TUTION	FINE AND/OR COSTS	OTHER DISPO-SITION	DISPC-STITION NOT SPECI-FIED
BOYS AND GIRLS TOTAL.....	44886	4798	11126	3041	10620	3071	300	991	448	223	3367	6885	16
BOYS TOTAL.....	36188	3879	8279	2355	8977	2538	236	827	304	171	2657	5752	13
INJURY TO PERSON.....	2134	425	459	164	429	124	17	13	21	4	142	336	...
ROBBERY.....	850	117	114	39	240	143	11	27	8	6	35	110	...
BURGLARY OR ENTRY.....	5324	396	764	339	2047	551	48	160	47	26	242	699	5
AUTOMOBILE THEFT.....	2762	281	303	118	958	360	27	151	24	19	81	440	...
OTHER THEFT.....	8306	746	2365	436	1983	363	34	182	60	40	901	1195	1
SEX OFFENSE.....	302	69	43	32	75	32	3	15	...	1	9	23	...
UNGOVERNABLE.....	970	59	239	135	237	105	6	6	26	9	25	121	...
CARELESSNESS OR MISCHIEF.....	4087	493	1286	167	898	154	6	39	13	13	387	631	...
SCHOOL TRUANCY.....	586	49	111	91	167	50	6	...	17	5	17	73	...
RUNNING AWAY.....	641	44	178	77	125	64	15	16	18	7	8	89	...
TRAFFIC VIOLATION.....	186	16	35	1	38	6	1	9	1	...	25	54	...
OTHER DELINQUENT BEHAVIOR.....	10040	1184	2382	756	1780	586	60	209	69	41	985	1981	7
GIRLS TOTAL.....	8698	919	2847	686	1643	533	64	164	144	52	510	1133	3
INJURY TO PERSON.....	571	142	166	53	86	19	5	3	8	...	29	60	...
ROBBERY.....	62	12	6	2	18	10	1	3	...	...	3	7	...
BURGLARY OR ENTRY.....	209	28	39	13	62	16	1	5	1	1	1	42	...
AUTOMOBILE THEFT.....	103	18	17	1	32	17	...	2	4	1	2	9	...
OTHER THEFT.....	3291	252	1482	150	512	73	4	98	24	13	333	349	1
SEX OFFENSE.....	139	10	18	11	45	22	4	1	2	3	3	20	...
UNGOVERNABLE.....	688	64	209	108	142	82	10	1	13	5	9	45	...
CARELESSNESS OR MISCHIEF.....	435	58	121	35	92	16	...	3	6	1	29	73	1
SCHOOL TRUANCY.....	293	28	93	47	52	14	7	1	12	3	4	32	...
RUNNING AWAY.....	909	54	245	121	200	102	19	11	43	10	5	99	...
TRAFFIC VIOLATION.....	20	2	3	2	5	...	1	...	...	...	2	5	...
OTHER DELINQUENT BEHAVIOR.....	1978	251	448	143	397	162	12	36	31	15	90	392	1

TABLE 5

DELINQUENCY CASES DISPOSED OF BY OHIO JUVENILE COURTS, BY TYPE OF CARE PENDING DISPOSITION, REASON FOR REFERRAL, AND SEX, 1970

REASON FOR REFERRAL AND SEX	TOTAL	TYPE OF CARE					TYPE OF CARE NOT SPECIFIED
		NO OVERNIGHT DETENTION	OVERNIGHT OR LONGER				
			JAIL OR POLICE STATION	DETENTION HOME	BOARDING HOME		
BOYS AND GIRLS TOTAL.....	44886	32238	1883	10384	21	307	53
BOYS TOTAL.....	36188	25836	1601	8439	12	258	41
INJURY TO PERSON.....	2134	1618	71	423	1	16	5
ROBBERY.....	850	495	40	309	...	5	...
BURGLARY OR ENTRY.....	5324	3452	353	1402	1	53	3
AUTOMOBILE THEFT.....	2762	1399	223	1134	...	5	1
OTHER THEFT.....	8306	6590	246	1398	1	74	7
SEX OFFENSE.....	302	219	19	61	1	1	1
UNGOVERNABLE.....	970	663	64	293	2	8	...
CARELESSNESS OR MISCHIEF.....	4087	3311	73	689	...	11	3
SCHOOL TRUANCY.....	586	425	40	108	2	11	...
RUNNING AWAY.....	641	279	47	310	1	3	1
TRAFFIC VIOLATION.....	186	107	6	73	...	...	...
OTHER DELINQUENT BEHAVIOR.....	10040	7337	419	2189	4	71	20
GIRLS TOTAL.....	8698	6402	282	1945	8	49	12
INJURY TO PERSON.....	571	486	6	74	1	3	1
ROBBERY.....	62	40	8	14	...	...	...
BURGLARY OR ENTRY.....	209	145	9	51	...	4	...
AUTOMOBILE THEFT.....	103	53	12	35	...	3	...
OTHER THEFT.....	3291	2889	34	353	1	13	1
SEX OFFENSE.....	139	84	4	47	...	4	...
UNGOVERNABLE.....	688	433	30	222	1	1	1
CARELESSNESS OR MISCHIEF.....	435	351	2	78	...	3	1
SCHOOL TRUANCY.....	293	224	20	49	...	...	...
RUNNING AWAY.....	909	405	53	445	2	4	...
TRAFFIC VIOLATION.....	20	12	...	8	...	...	...
OTHER DELINQUENT BEHAVIOR.....	1978	1280	104	569	3	14	3

TABLE 6  
DELINQUENCY CASES DISPOSED OF BY OHIO JUVENILE COURTS, BY TYPE OF DISPOSITION, BY COUNTY, 1970

COUNTY	TOTAL	TYPE OF DISPOSITION										
		DIS- MISSED	AD- JUSTED OR ADMON- ISHED	CASE HELD OPEN	PRO- BATION	PUBLIC IN- STITUTION FOR DE- LINQUENT CHILDREN	OTHER PUBLIC INSTI- TUTION	OTHER COURT	PUBLIC DEPART- MENT	PRIVATE AGENCY OR INSTI- TUTION	FINE AND/OR COSTS	OTHER DISPO- SITION
ADAMS	37	5	1	...	19	1	1	...	...	10	...	...
ALLEN	622	100	48	89	119	17	...	16	...	74	159	...
ASHLAND	98	12	1	16	9	5	...	4	...	39	12	...
ASHTABULA	678	51	12	33	84	38	4	11	2	93	350	...
ATHENS	68	4	...	4	43	11	...	1	...	4	1	...
AUGLAIZE	74	6	...	...	41	2	...	...	...	20	4	...
BELMONT	192	21	50	6	...	8	2	2	1	16	86	...
BROWN	86	8	...	4	6	...	...	10	2	4	52	...
BUTLER	1160	91	100	1	505	20	...	38	29	262	112	...
CARROLL	48	10	...	5	...	7	...	7	...	19	...	...
CHAMPAIGN	59	12	...	...	4	5	...	...	...	29	9	...
CLARK	470	25	36	6	213	31	5	...	1	43	110	...
CLERMONT	241	56	13	1	121	7	...	17	1	...	24	...
CLINTON	56	12	...	10	5	8	...	3	...	12	6	...
COLUMBIANA	324	...	248	31	...	...	...	10	1	23	11	...
COSHOCTON	177	17	42	2	81	4	1	2	4	20	4	...
CRAWFORD	168	6	2	32	74	15	1	...	...	30	8	...
CUYAHOGA	6465	588	2532	451	1564	469	10	31	45	30	722	8
DARKE	24	1	...	...	5	6	...	...	...	2	3	6
DEFIANCE	57	15	...	...	33	4	...	2	...	...	3	...
DELAWARE	123	4	...	6	60	8	1	13	...	8	22	...
ERIE	534	121	132	93	71	24	...	40	1	12	40	...
FAIRFIELD	246	5	47	2	152	11	...	8	2	5	14	...
FAYETTE	59	5	3	11	18	6	...	8	...	...	8	...
FRANKLIN	3941	361	322	860	648	509	55	35	58	198	887	1
FULTON	97	3	13	1	13	8	...	8	5	18	28	...
GALLIA	83	9	4	1	27	4	...	2	1	25	10	...
GEAUGA	204	23	27	12	51	11	...	3	4	29	44	...
GREENE	409	38	13	2	10	38	1	21	...	13	273	...
GUERNSEY	167	10	...	42	88	16	1	3	...	3	2	...
HAMILTON	5494	888	566	148	1726	302	1	55	74	234	1481	...
HANCOCK	91	5	...	4	25	5	1	23	2	22	4	...
HARDIN	30	2	...	...	15	2	...	...	...	11	...	...
HARRISON	9	...	2	3	2	...	...	...	...	2	...	...
HENRY	65	1	...	33	6	...	...	...	...	23	2	...
HIGHLAND	48	1	3	3	21	4	...	4	4	5	3	...
HOCKING	49	2	...	...	24	7	...	9	...	...	7	...
HOLMES	19	1	...	...	4	7	...	...	...	5	2	...
HURON	192	5	2	42	96	19	2	1	1	7	16	1
JACKSON	84	20	2	...	15	5	...	1	1	22	18	...
JEFFERSON	149	8	30	...	100	8	1	...	1	...	1	...
KNOX	90	5	...	8	56	11	...	5	1	4	...	...
LAKE	1159	91	44	28	253	51	2	12	5	592	80	...
LAWRENCE	101	26	2	11	34	19	1	5	...	...	3	...
LICKING	114	17	15	2	27	19	...	3	9	...	21	...

TABLE 6  
DELINQUENCY CASES DISPOSED OF BY OHIO JUVENILE COURTS, BY TYPE OF DISPOSITION, BY COUNTY, 1970

COUNTY	TOTAL	TYPE OF DISPOSITION											
		DIS- MISSED	AD- JUSTED OR ADMON- ISHED	CASE HELD OPEN	PRO- BATION	PUBLIC IN- STITUTION FOR DE- LINQUENT CHILDREN	OTHER PUBLIC INSTI- TUTION	OTHER COURT	PUBLIC DEPART- MENT	PRIVATE AGENCY OR INSTI- TUTION	FINE AND/OR COSTS	OTHER DISPO- SITION	DISPO- SITION NOT SPECI- FIED
LOGAN	129	30	5	3	35	10	2	6	...	23	15	...	
LORAIN	672	76	23	...	326	74	9	17	2	123	19	...	
LUCAS	4220	274	2263	91	777	197	5	8	49	71	353	132	
MADISON	159	46	...	25	41	12	...	23	...	2	10	...	
MAHONING	702	18	455	12	44	47	13	13	12	...	86	...	
MARION	356	21	10	8	48	35	11	10	9	62	142	...	
MEDINA	167	13	...	4	58	24	5	2	...	54	7	...	
MEIGS	23	1	...	1	14	3	...	...	...	3	1	...	
MERCER	31	...	4	...	4	2	...	...	...	10	11	...	
MIAMI	315	18	...	...	152	15	6	23	1	24	76	...	
MONROE	22	...	...	5	...	1	...	8	1	6	1	...	
MONTGOMERY	4196	750	2127	...	437	89	4	187	38	56	211	297	
MORGAN	13	...	...	2	7	1	...	3	...	...	...	...	
MORROW	52	1	...	14	20	...	1	9	...	6	1	...	
MUSKINGUM	381	9	17	130	164	21	1	18	9	8	4	...	
NOBLE	41	1	2	...	1	1	...	4	...	...	32	...	
OTTAWA	91	...	16	13	50	...	...	11	1	...	...	...	
PAULDING	71	15	...	28	2	6	...	13	...	6	1	...	
PERRY	47	6	1	...	22	5	1	4	...	4	4	...	
PICKAWAY	62	6	6	1	32	4	2	6	...	1	4	...	
PIKE	57	1	...	26	7	14	...	...	...	9	...	...	
PORTAGE	638	53	1	54	73	151	47	21	2	148	88	...	
PREBLE	92	7	9	2	30	7	...	11	...	6	20	...	
PUTNAM	60	3	2	...	...	1	...	...	...	33	21	...	
RICHLAND	542	6	16	93	222	118	2	6	5	21	52	...	
ROSS	140	20	57	9	1	10	...	5	...	22	16	...	
SANDUSKY	133	8	5	59	20	4	...	9	1	2	25	...	
SCIOTO	134	8	4	3	87	15	4	...	...	1	2	...	
SENECA	197	13	13	36	91	12	18	8	...	3	10	...	
SHELBY	218	12	15	111	37	6	2	10	...	1	22	...	
STARK	1267	67	480	99	264	143	35	40	47	55	34	...	
SUMMIT	3302	523	1039	2	471	128	32	34	8	14	1025	...	
TRUMBULL	334	9	72	10	150	50	...	...	...	40	3	...	
TUSCARAWAS	74	2	...	11	38	14	...	2	1	4	2	...	
UNION	61	1	1	22	12	...	...	1	2	4	2	...	
VAN WERT	87	5	...	...	42	13	3	4	...	18	2	...	
VINTON	42	3	...	...	22	...	...	4	...	5	8	...	
WARREN	535	13	150	148	121	25	4	46	3	10	10	...	
WASHINGTON	16	...	1	...	...	7	...	1	...	4	3	...	
WAYNE	205	44	2	12	46	19	2	5	...	57	18	...	
WILLIAMS	50	4	9	3	13	5	...	5	...	9	2	...	
WOOD	220	20	9	1	149	20	1	...	3	11	6	...	
WYANDOT	71	...	...	...	22	10	...	1	...	18	20	...	
ALL COUNTIES	44886	4798	11126	3041	10620	3071	300	991	448	223	3367	6885	16

TABLE 7

DELINQUENCY CASES DISPOSED OF BY OHIO JUVENILE COURTS, BY AGE, REASON FOR REFERRAL, AND SEX, 1970

REASON FOR REFERRAL AND SEX	TOTAL	AGE - IN YEARS													18 AND OVER	AGE NOT SPECIFIED
		UNDER 7	7	8	9	10	11	12	13	14	15	16	17			
BOYS AND GIRLS TOTAL	44885	18	46	126	332	644	1057	2233	4128	6846	9123	10185	9901	193	50	
BOYS TOTAL	36188	13	39	108	308	577	923	1821	3083	5162	7065	8434	8451	168	36	
INJURY TO PERSON	2134	1	1	6	27	45	70	111	180	271	429	477	502	12	2	
ROBBERY	850	...	...	1	9	10	24	42	81	112	164	175	224	5	3	
BURGLARY OR ENTRY	5324	1	7	16	63	112	169	356	555	855	1036	1095	1026	29	4	
AUTOMOBILE THEFT	2762	...	...	1	3	2	18	63	192	432	756	778	511	5	1	
OTHER THEFT	8306	1	8	29	75	186	311	601	895	1273	1537	1719	1644	24	3	
SEX OFFENSE	302	...	1	...	1	7	3	10	27	53	59	60	78	3	...	
UNGOVERNABLE	970	...	...	1	5	6	22	28	88	151	226	244	197	2	...	
CARELESSNESS OR MISCHIEF	4087	4	7	22	66	91	124	216	370	589	721	903	956	16	2	
SCHOOL TRUANCY	566	...	...	1	1	5	9	23	45	108	168	151	74	1	...	
RUNNING AWAY	641	...	...	...	2	7	7	28	53	111	156	157	116	3	1	
TRAFFIC VIOLATION	186	...	...	...	...	...	...	2	3	24	37	44	74	2	...	
OTHER DELINQUENT BEHAVIOR	10040	6	15	31	56	106	166	341	594	1183	1776	2631	3049	66	20	
GIRLS TOTAL	8698	5	7	18	24	67	134	412	1045	1684	2058	1755	1450	25	14	
INJURY TO PERSON	571	...	2	8	2	7	15	38	81	123	129	96	68	...	2	
ROBBERY	62	1	...	...	...	1	2	1	7	13	11	7	16	...	3	
BURGLARY OR ENTRY	209	...	1	2	6	5	8	18	31	42	42	35	19	...	...	
AUTOMOBILE THEFT	163	...	...	...	...	...	...	1	9	17	44	20	12	...	...	
OTHER THEFT	3291	...	2	4	11	35	79	195	423	620	715	612	585	8	2	
SEX OFFENSE	139	...	...	...	...	...	1	4	8	17	37	42	26	3	1	
UNGOVERNABLE	688	...	...	...	...	1	3	17	98	141	183	146	97	2	...	
CARELESSNESS OR MISCHIEF	435	1	1	1	2	4	7	36	52	96	91	71	71	1	1	
SCHOOL TRUANCY	293	...	1	1	1	3	1	6	36	67	90	64	23	...	...	
RUNNING AWAY	909	...	...	...	...	1	4	32	94	193	242	222	117	2	2	
TRAFFIC VIOLATION	20	...	...	...	...	...	1	...	2	2	5	8	2	...	...	
OTHER DELINQUENT BEHAVIOR	1978	3	...	2	2	10	13	64	204	353	469	432	414	9	3	

TABLE 8

TRAFFIC CASES DISPOSED OF BY OHIO JUVENILE COURTS, BY CARE PENDING DISPOSITION, AGE, AND SEX, 1970 (EXCLUDES 206 TRAFFIC VIOLATORS ADJUDGED DELINQUENT)

AGE - IN YEARS- AND SEX	TOTAL	TYPE OF CARE				CARE NOT SPECIFIED
		NO OVERNIGHT DETENTION CARE	JAIL OR POLICE STATION	OVERNIGHT OR LONGER DETENTION HOME	OTHER PLACE	
BOYS AND GIRLS, TOTAL	67254	63119	116	290	1863	1866
BOYS, TOTAL	58778	55158	113	283	1638	1586
07	3	3	...	...	...	...
08	3	3	...	...	...	...
09	11	11	...	...	...	...
10	15	15	...	...	...	...
11	84	78	...	...	...	...
12	149	138	...	...	3	3
13	449	414	1	1	5	5
14	1148	1045	11	8	11	15
15	2428	2250	14	22	36	34
16	18467	17321	33	33	80	51
17	35675	33545	51	80	528	505
18	329	318	3	138	968	973
19	2	2	...	1	7	...
20	1	1	...	...	...	...
21 AND OVER	1	1	...	...	...	...
AGE NOT SPECIFIED	13	13	...	...	...	...
GIRLS, TOTAL	8476	7961	3	7	225	280
09	3	3	...	...	...	...
10	2	2	...	...	...	...
11	6	6	...	...	...	...
12	9	7	...	...	...	...
13	43	34	...	2	1	1
14	94	89	...	2	1	6
15	238	230	...	2	2	1
16	2764	2588	1	...	5	3
17	5263	4950	2	2	86	87
18	49	48	...	1	128	182
19	1	1	...	...	1	...
AGE NOT SPECIFIED	4	3	...	...	1	...

TABLE 9

TRAFFIC CASES DISPOSED OF BY OHIO JUVENILE COURTS, BY TYPE OF DISPOSITION, AGE, AND SEX, 1970  
(EXCLUDES 206 TRAFFIC VIOLATORS ADJUDGED DELINQUENT)

AGE - IN YEARS - AND SEX	TOTAL	TYPE OF DISPOSITION											
		DIS-MISSED	AD-JUSTED OR ADMON-ISHED	CASE HELD OPEN	PRO-BATION	PUBLIC IN-STITUTION FOR DE-LINQUENT CHILDREN	OTHER PUBLIC INSTI-TUTION	OTHER COURT	PUBLIC DEPART-MENT	PRIVATE AGENCY OR INSTI-TUTION	FINE AND-OR COSTS	OTHER DISPO-SITION	DISPO-SITION NOT SPECI-FIED
BOYS AND GIRLS, TOTAL...	67254	2920	4109	2115	505	62	3	1998	2	1	39347	16175	17
BOYS, TOTAL.....	58778	2623	3662	1862	439	61	3	1756	2	...	34254	14100	16
07.....	3	1	...	...	...	...	...	...	...	...	2	...	...
08.....	3	...	...	1	...	...	...	...	...	...	2	...	...
09.....	11	...	6	...	...	...	...	2	...	...	8	...	...
10.....	15	...	5	...	...	...	...	...	...	...	42	17	...
11.....	84	4	21	...	...	...	...	2	...	...	89	21	...
12.....	149	7	30	...	...	...	...	3	...	...	236	69	...
13.....	449	13	113	5	10	...	...	...	...	...	669	209	...
14.....	1148	43	183	13	8	1	1	21	...	...	1467	472	...
15.....	2428	79	267	48	33	13	...	49	...	...	10888	4440	2
16.....	18467	763	1114	596	136	12	1	515	...	...	20697	8780	14
17.....	35675	1632	1916	1192	251	35	1	1155	2	...	144	89	...
18.....	329	79	6	5	...	...	...	6	...	...	1	...	...
19.....	2	1	...	...	...	...	...	...	...	...	...	...	...
20.....	1	1	...	...	...	...	...	...	...	...	1	...	...
21 AND OVER.....	1	...	...	...	...	...	...	...	...	...	4	2	...
AGE NOT SPECIFIED.....	13	...	1	2	1	...	...	3	...	...	...	...	...
GIRLS, TOTAL.....	8476	297	447	253	66	1	...	242	...	1	5093	2075	1
09.....	3	...	2	...	...	...	...	...	...	...	1	...	...
10.....	2	1	...	...	...	...	...	...	...	...	1	...	...
11.....	6	...	4	...	...	...	...	...	...	...	4	1	...
12.....	9	...	4	...	...	...	...	2	...	...	25	5	...
13.....	43	1	6	1	3	...	...	4	...	...	59	15	...
14.....	94	2	11	1	2	...	...	6	...	1	129	68	...
15.....	238	2	21	6	5	...	...	65	...	...	1696	651	1
16.....	2764	92	155	82	22	...	...	164	...	...	3151	1315	...
17.....	5263	194	242	162	34	1	...	1	...	...	25	17	...
18.....	49	4	1	1	...	...	...	...	...	...	...	...	...
19.....	1	1	...	...	...	...	...	...	...	...	1	2	...
AGE NOT SPECIFIED.....	4	...	1	...	...	...	...	...	...	...	...	...	...

TABLE 10

DEPENDENCY AND NEGLECT CASES DISPOSED OF BY OHIO JUVENILE COURTS, BY SOURCE OF REFERRAL, REASON FOR REFERRAL, AND SEX, 1970

REASON FOR REFERRAL AND SEX	TOTAL	SOURCE OF REFERRAL							SOURCE NOT SPECIFIED
		PARENT OR RELATIVE	PROBATION OFFICER	LAW ENFORCEMENT OFFICER	OTHER COURT	SCHOOL DEPARTMENT	SOCIAL AGENCY	OTHER SOURCE	
BOYS AND GIRLS TOTAL.....	6010	1168	203	302	49	84	3920	288	16
BOYS TOTAL.....	3097	618	93	163	18	34	2024	137	10
LACK OF CARE OR SUPPORT.....	1322	235	39	77	7	11	874	69	10
ABANDONMENT OR DESERTION.....	72	28	...	3	...	...	36	5	...
ABUSE OR CRUEL TREATMENT.....	29	3	1	11	...	2	11	1	...
CONDITIONS INJURIOUS TO MORALS.....	33	20	...	4	...	1	6	2	...
PHYSICALLY HANDICAPPED.....	14	1	...	...	...	...	13	...	...
PLACEMENT OR CUSTODY.....	1435	294	42	46	7	9	984	53	...
CONSENT TO MARRY.....	10	9	...	...	...	...	1	...	...
OTHER REASON.....	182	28	11	22	4	11	99	7	...
GIRLS TOTAL.....	2913	550	110	139	31	30	1896	151	6
LACK OF CARE OR SUPPORT.....	1230	207	44	73	16	13	815	57	5
ABANDONMENT OR DESERTION.....	53	19	1	5	...	...	26	2	...
ABUSE OR CRUEL TREATMENT.....	40	10	2	8	1	...	16	3	...
CONDITIONS INJURIOUS TO MORALS.....	42	10	7	6	...	2	11	6	...
PHYSICALLY HANDICAPPED.....	10	2	...	...	...	...	8	...	...
PLACEMENT OR CUSTODY.....	1372	265	45	41	14	6	933	68	...
CONSENT TO MARRY.....	3	3	...	...	...	...	...	...	...
OTHER REASON.....	163	34	11	6	...	9	87	15	1



TABLE 11

DEPENDENCY AND NEGLECT CASES DISPOSED OF BY OHIO JUVENILE COURTS, BY AGE, REASON FOR REFERRAL, AND SEX, 1970

REASON FOR REFERRAL AND SEX	TOTAL	AGE - IN YEARS																		18 AND OVER	AGE NOT SPEC
		UNDER 1	1	2	3	4	5	6	7	8	9	10	11	12	13	14	15	16	17		
BOYS AND GIRLS TOTAL.....	6010	721	475	425	350	325	325	290	277	271	299	283	241	299	314	291	306	255	174	26	63
BOYS TOTAL.....	3097	369	261	232	177	179	167	158	147	150	171	137	132	146	145	130	143	118	86	11	38
LACK OF CARE OR SUPPORT...	1322	140	134	117	91	79	82	62	70	61	71	64	66	60	62	41	44	38	19	1	20
ABANDONMENT OR DESERTION..	72	6	6	6	5	5	6	6	5	4	4	2	2	3	4	5	3	...	...	...	...
ABUSE OR CRUEL TREATMENT..	29	4	2	2	1	1	1	4	2	2	...	1	1	1	2	...	2	3	...	...	...
COND. INJURIOUS TO MORALS..	33	3	...	...	1	1	3	2	1	2	2	2	2	3	1	2	2	3	2	...	1
PHYSICALLY HANDICAPPED....	14	5	1	...	1	3	...	...	1	...	...	...	...	...	1	...	1	...	1	...	...
PLACEMENT OR CUSTODY.....	1435	183	112	94	70	81	65	78	60	75	89	65	53	70	66	70	74	62	42	10	16
CONSENT TO MARRY.....	10	...	...	...	...	...	...	...	...	...	...	...	...	...	...	...	4	5	...	...	1
OTHER REASON.....	182	28	6	13	8	9	10	6	8	6	5	3	9	9	10	10	19	9	14	...	...
GIRLS TOTAL.....	2913	352	214	193	173	146	158	132	130	121	128	146	109	153	169	161	163	137	88	15	25
LACK OF CARE OR SUPPORT...	1230	124	102	80	74	74	79	57	55	64	75	64	46	53	68	77	49	47	29	4	9
ABANDONMENT OR DESERTION..	53	7	5	5	5	5	4	2	1	1	...	2	1	5	3	1	2	3	...	...	1
ABUSE OR CRUEL TREATMENT..	40	5	2	1	3	1	2	2	1	3	1	1	2	...	2	5	1	5	2	...	1
COND. INJURIOUS TO MORALS..	42	...	2	3	2	...	1	2	...	1	2	1	2	1	3	4	6	6	5	...	1
PHYSICALLY HANDICAPPED....	10	2	...	...	1	...	1	...	...	...	...	...	...	...	1	2	2	...	1	...	...
PLACEMENT OR CUSTODY.....	1372	201	96	93	81	57	64	58	64	46	40	72	55	86	79	65	87	63	46	10	9
CONSENT TO MARRY.....	3	...	...	...	...	...	...	...	...	...	...	...	...	...	...	...	2	...	...	...	1
OTHER REASON.....	163	13	7	11	7	9	7	11	9	6	10	6	3	8	13	7	14	13	5	1	3

TABLE 12

DEPENDENCY AND NEGLECT CASES DISPOSED OF BY OHIO JUVENILE COURTS, BY TYPE OF CARE PENDING DISPOSITION, REASON FOR REFERRAL, AND SEX, 1970

REASON FOR REFERRAL AND SEX	TOTAL	TYPE OF CARE				TYPE OF CARE NOT SPECIFIED	
		NO OVERNIGHT DETENTION	JAIL OR POLICE STATION	OVERNIGHT OR LONGER DETENTION HOME	BOARDING HOME		OTHER PLACE
BOYS AND GIRLS TOTAL.....	6010	4357	31	63	670	872	17
BOYS TOTAL.....	3097	2204	16	35	356	475	11
LACK OF CARE OR SUPPORT.....	1322	942	3	4	173	196	4
ABANDONMENT OR DESERTION.....	72	38	...	...	10	24	...
ABUSE OR CRUEL TREATMENT.....	29	9	...	5	10	5	...
CONDITIONS INJURIOUS TO MORALS	33	26	...	1	2	4	...
PHYSICALLY HANDICAPPED.....	14	9	...	...	...	5	...
PLACEMENT OR CUSTODY.....	1435	1049	4	13	147	216	6
CONSENT TO MARRY.....	10	10	...	...	...	...	...
OTHER REASON.....	182	121	9	12	14	25	1
GIRLS TOTAL.....	2913	2153	15	28	314	397	6
LACK OF CARE OR SUPPORT.....	1230	896	3	7	150	173	1
ABANDONMENT OR DESERTION.....	53	34	...	...	9	8	2
ABUSE OR CRUEL TREATMENT.....	40	23	...	2	6	9	...
CONDITIONS INJURIOUS TO MORALS	42	25	1	4	7	5	...
PHYSICALLY HANDICAPPED.....	10	4	...	1	...	5	...
PLACEMENT OR CUSTODY.....	1372	1039	6	10	131	183	3
CONSENT TO MARRY.....	3	3	...	...	...	...	...
OTHER REASON.....	163	129	5	4	11	14	...

TABLE 13

DEPENDENCY AND NEGLECT CASES DISPOSED OF BY OHIO JUVENILE COURTS, BY TYPE OF DISPOSITION, REASON FOR REFERRAL, AND SEX, 1970

REASON FOR REFERRAL AND SEX	TOTAL	TYPE OF DISPOSITION											
		DIS-MISSED	AD JUSTED OR ADMON-ISHED	CASE HELD OPEN	PRO-BATION	PUBLIC IN-STITUTION FOR DE-LINQUENT CHILDREN	OTHER PUBLIC INSTI-TUTION	OTHER COURT	PUBLIC DEPT.	PRIVATE AGENCY OR INSTI-TUTION	FINE AND-OR COSTS	OTHER DISPO-SITION	DISPC-STITION NOT SPECI-FIED
BOYS AND GIRLS TOTAL.....	6010	561	86	430	32	8	216	26	3107	284	8	1251	1
BOYS TOTAL.....	3097	287	38	206	19	6	119	12	1621	138	5	645	1
LACK OF CARE OR SUPPORT.....	1322	127	20	126	5	1	74	1	654	54	4	258	...
ABANDONMENT OR DESERTION.....	72	10	...	4	...	...	1	...	46	...	...	11	...
ABUSE OR CRUEL TREATMENT.....	29	4	1	...	...	1	...	...	21	...	...	1	...
CONDITIONS INJURIOUS TO MORALS.	33	10	1	3	...	...	...	1	12	3	...	3	...
PHYSICALLY HANDICAPPED.....	14	1	...	...	...	...	...	...	12	...	...	1	...
PLACEMENT OR CUSTODY.....	1435	119	14	54	6	...	39	6	790	81	...	325	1
CONSENT TO MARRY.....	10	...	...	...	...	...	...	...	1	...	...	9	...
OTHER REASON.....	182	16	2	19	10	4	4	4	85	...	1	37	...
GIRLS TOTAL.....	2913	274	48	224	13	2	97	14	1486	146	3	606	...
LACK OF CARE OR SUPPORT.....	1230	126	27	119	5	...	57	6	589	54	2	245	...
ABANDONMENT OR DESERTION.....	53	6	1	4	...	...	2	...	32	1	...	7	...
ABUSE OR CRUEL TREATMENT.....	40	4	4	6	...	...	1	...	18	...	...	7	...
CONDITIONS INJURIOUS TO MORALS.	42	5	...	11	1	...	...	2	18	...	...	5	...
PHYSICALLY HANDICAPPED.....	10	...	...	1	1	...	...	...	7	1	...	...	...
PLACEMENT OR CUSTODY.....	1372	117	14	61	4	1	37	2	744	89	...	303	...
CONSENT TO MARRY.....	3	...	...	...	...	...	...	...	...	...	...	3	...
OTHER REASON.....	163	16	2	22	2	1	...	4	78	1	1	36	...

TABLE 14

SPECIAL SERVICE CASES DISPOSED OF BY OHIO JUVENILE COURTS, BY SOURCE OF REFERRAL, REASON FOR REFERRAL, AND SEX, 1970

REASON FOR REFERRAL AND SEX	TOTAL	SOURCE OF REFERRAL							
		PARENT OR RELATIVE	PROBATION OFFICER	LAW ENFORCEMENT OFFICER	OTHER COURT	SCHOOL DEPARTMENT	SOCIAL AGENCY	OTHER SOURCE	SOURCE NOT SPECIFIED
BOYS AND GIRLS TOTAL.....	2160	1231	125	164	156	12	191	246	35
BOYS TOTAL.....	1258	686	78	120	90	10	105	150	19
LACK OF CARE OR SUPPORT.....	3	...	...	1	...	...	2	...	...
CONDITIONS INJURIOUS TO MORALS.	3	...	...	3	...	...	...	...	...
PLACEMENT OR CUSTODY.....	209	122	2	1	7	...	73	4	...
CONSENT TO MARRY.....	547	365	...	...	58	...	4	102	18
OTHER REASON.....	496	199	76	115	25	10	26	44	1
GIRLS TOTAL.....	902	545	47	44	66	2	86	96	16
LACK OF CARE OR SUPPORT.....	6	2	...	...	...	...	3	1	...
CONDITIONS INJURIOUS TO MORALS.	6	3	1	1	...	...	...	1	...
PLACEMENT OR CUSTODY.....	180	113	2	...	3	...	55	7	...
CONSENT TO MARRY.....	367	243	...	...	29	...	4	75	16
OTHER REASON.....	343	184	44	43	34	2	24	12	...

TABLE 15

SPECIAL SERVICE CASES DISPOSED OF BY OHIO JUVENILE COURTS, BY AGE, REASON FOR REFERRAL, AND SEX, 1970

REASON FOR REFERRAL AND SEX	TOTAL	AGE - IN YEARS																		18 AND OVER	AGE NOT SPEC
		UNDER 1	1	2	3	4	5	6	7	8	9	10	11	12	13	14	15	16	17		
BOYS AND GIRLS TOTAL	2160	75	29	33	45	51	43	55	41	56	41	36	59	77	73	132	315	287	564	132	16
BOYS TOTAL	1256	41	12	21	27	29	26	22	27	31	22	17	33	45	34	50	91	175	470	73	12
LACK OF CARE OR SUPPORT	3	1	...	...	1	...	...	...	...	...	...	...	...	...	...	...	...	1	...	...	...
COND. INJURIOUS TO MORALS	3	...	...	...	...	...	...	...	...	...	...	...	...	...	...	...	1	2	...	...	...
PLACEMENT OR CUSTODY	209	37	7	11	10	10	16	4	8	12	8	5	10	13	6	18	12	8	11	2	1
CONSENT TO MARRY	547	...	...	...	...	...	...	...	...	...	...	...	...	1	...	...	8	91	378	51	8
OTHER REASON	496	3	5	10	16	19	10	18	19	19	14	12	23	31	28	32	70	73	81	10	3
GIRLS TOTAL	902	34	17	12	18	22	17	33	14	25	19	19	26	32	39	82	224	112	94	59	4
LACK OF CARE OR SUPPORT	6	1	1	...	...	...	1	...	...	...	...	...	...	...	1	1	...	...	1	...	...
COND. INJURIOUS TO MORALS	6	...	...	...	...	...	...	...	...	...	...	...	1	...	1	1	1	...	2	...	...
PLACEMENT OR CUSTODY	160	30	8	7	9	8	8	11	6	13	6	9	9	7	6	15	12	9	5	2	...
CONSENT TO MARRY	367	...	...	...	...	...	...	...	...	...	...	...	...	...	3	24	177	58	56	48	1
OTHER REASON	343	3	8	5	9	14	8	22	8	12	13	10	16	25	28	41	34	45	30	9	3

TABLE 16

SPECIAL SERVICE CASES DISPOSED OF BY OHIO JUVENILE COURTS, BY TYPE OF CARE PENDING DISPOSITION, REASON FOR REFERRAL, AND SEX, 1970

REASON FOR REFERRAL AND SEX	TOTAL	TYPE OF CARE					TYPE OF CARE NOT SPECIFIED
		NO OVERNIGHT DETENTION	OVERNIGHT OR LONGER				
			JAIL OR POLICE STATION	DETENTION HOME	BOARDING HOME		
BOYS AND GIRLS TOTAL	2160	1768	106	64	29	154	39
BOYS TOTAL	1256	1029	78	22	16	91	22
LACK OF CARE OR SUPPORT	3	2	...	...	1	...	...
CONDITIONS INJURIOUS TO MORALS	3	1	2	...	...	...	...
PLACEMENT OR CUSTODY	209	168	1	1	9	30	...
CONSENT TO MARRY	547	478	...	...	2	45	22
OTHER REASON	496	380	75	21	4	16	...
GIRLS TOTAL	902	739	28	42	13	63	17
LACK OF CARE OR SUPPORT	6	5	...	...	1	...	...
CONDITIONS INJURIOUS TO MORALS	6	4	1	1	...	...	...
PLACEMENT OR CUSTODY	180	142	...	5	9	24	...
CONSENT TO MARRY	367	325	...	...	...	25	17
OTHER REASON	343	263	27	36	3	14	...

TABLE 17

SPECIAL SERVICE CASES DISPOSED OF BY OHIO JUVENILE COURTS, BY TYPE OF DISPOSITION, REASON FOR REFERRAL, AND SEX, 1970

REASON FOR REFERRAL AND SEX	TOTAL	TYPE OF DISPOSITION											DISPOSITION NOT SPECIFIED
		DIS-MISSED	ADJUSTED OR ADMON-ISHED	CASE HELD OPEN	PRO-BATION	PUBLIC INSTI-TUTION FOR DE-LINQUENT CHILDREN	OTHER PUBLIC INSTI-TUTION	OTHER COURT	PUBLIC DEPT.	PRIVATE AGENCY OR INSTI-TUTION	FINE AND-OR COSTS	OTHER DISPO-SITION	
BOYS AND GIRLS TOTAL.....	2160	99	103	63	17	17	10	40	99	21	3	1649	39
BOYS TOTAL.....	1258	62	54	40	13	9	6	26	59	10	2	956	21
LACK OF CARE OR SUPPORT.....	3	...	1	...	...	...	...	...	2	...	...	...	...
CONDITIONS INJURIOUS TO MORALS.	3	...	...	...	...	...	2	...	...	...	...	1	...
PLACEMENT OR CUSTODY.....	209	8	7	3	...	2	4	10	38	6	...	131	...
CONSENT TO MARRY.....	547	23	1	13	...	...	...	13	7	...	...	470	20
OTHER REASON.....	496	31	45	24	13	7	...	3	12	4	2	354	1
GIRLS TOTAL.....	902	37	49	23	4	8	4	14	40	11	1	693	18
LACK OF CARE OR SUPPORT.....	6	...	1	1	...	...	...	...	3	...	...	1	...
CONDITIONS INJURIOUS TO MORALS.	6	...	2	3	...	...	1	...	...	...	...	...	...
PLACEMENT OR CUSTODY.....	180	6	3	2	...	1	2	8	29	1	...	128	...
CONSENT TO MARRY.....	367	7	6	7	...	...	...	6	2	...	...	321	18
OTHER REASON.....	343	24	37	10	4	7	1	...	6	10	1	243	...

TABLE 18

ADULT CASES DISPOSED OF BY OHIO JUVENILE COURTS, BY TYPE OF DISPOSITION, REASON FOR REFERRAL, AND SEX, 1970

REASON FOR REFERRAL AND SEX	TOTAL	TYPE OF DISPOSITION													DISPOSITION NOT SPECIFIED
		DIS-MISSED	ADJUSTED OR ADMON-ISHED	CON-TINUED	OTHER COURT	AC-QUIT-TED	DE-FERRED	COM-MIT-TED	FINE AND-OR COSTS	COM-MIT-MENT, FINE, AND-OR COSTS	SEN-TENCE SUS-PEN-DED	PRO-BATION	COURT ORDER TO SUP-PGRT	OTHER DISPO-SITION	
MALES AND FEMALES TOTAL.....	10411	1779	3165	1433	67	28	22	288	352	304	435	346	1627	565	...
MALES TOTAL.....	9594	1539	3098	1250	58	24	19	264	308	284	375	288	1604	483	...
NONSUPPORT.....	5667	554	2943	496	24	6	12	140	26	33	206	118	858	249	...
CONTRIBUTING TO-															
DELINQUENCY.....	952	257	19	118	7	1	4	58	158	132	60	84	1	53	...
DEPENDENCY AND NEGLECT.....	382	122	26	42	8	1	...	8	17	16	21	38	60	23	...
ACTING IN A WAY TO CAUSE DELINQUENCY.	603	174	19	96	8	9	2	34	67	82	51	29	3	29	...
ABANDONMENT OR DESERTION.....	11	8	1	1	...	...	...	...	...	...	...	...	1	...	...
ABUSE OR CRUEL TREATMENT.....	120	24	5	35	6	...	...	4	12	11	8	8	1	6	...
PATERNITY.....	1419	271	71	326	...	7	...	5	8	2	1	3	639	86	...
VIOLATION OF SCHOOL LAW.....	45	14	5	13	...	...	...	2	4	...	1	2	1	3	...
VIOLATION OF LABOR LAW.....	2	...	...	1	...	...	...	...	...	...	1	...	...	...	...
OTHER REASON.....	393	115	9	120	5	...	1	13	16	8	26	6	40	34	...
FEMALES TOTAL.....	817	240	67	183	9	4	3	24	44	20	60	58	23	82	...
NONSUPPORT.....	37	6	9	3	...	...	1	1	...	...	2	3	8	4	...
CONTRIBUTING TO-															
DELINQUENCY.....	159	51	7	37	...	1	1	3	16	5	16	13	...	9	...
DEPENDENCY AND NEGLECT.....	268	66	23	58	8	2	...	17	10	6	22	23	3	28	...
ACTING IN A WAY TO CAUSE DELINQUENCY.	98	40	7	14	...	1	...	...	5	6	10	8	...	7	...
ABANDONMENT OR DESERTION.....	13	1	...	4	...	...	1	1	...	1	...	3	...	2	...
ABUSE OR CRUEL TREATMENT.....	33	11	2	11	...	...	...	...	2	1	2	2	...	2	...
PATERNITY.....	15	6	...	4	...	...	...	...	...	...	...	...	3	2	...
VIOLATION OF SCHOOL LAW.....	61	21	9	15	...	...	...	...	10	...	...	1	...	5	...
OTHER REASON.....	133	36	10	37	1	...	...	2	1	1	8	5	9	23	...



TABLE 19

ADULT CASES DISPOSED OF BY OHIO JUVENILE COURTS, BY NUMBER OF CHILDREN INVOLVED, REASON FOR REFERRAL, AND SEX, 1970

REASON FOR REFERRAL AND SEX	TOTAL	NUMBER OF CHILDREN										10 OR MORE	NOT SPECIFIED
		1	2	3	4	5	6	7	8	9			
MALES AND FEMALES TOTAL.....	10411	5583	2303	1127	565	307	157	71	24	15	15	244	
MALES TOTAL.....	9594	5134	2151	1049	522	272	134	65	17	14	13	223	
NONSUPPORT.....	5667	2371	1642	806	407	217	99	49	14	9	2	51	
CONTRIBUTING TO-													
DELINQUENCY.....	952	589	164	94	26	22	15	5	...	2	...	35	
DEPENDENCY AND NEGLECT.....	382	120	101	58	51	25	14	6	3	1	1	2	
ACTING IN A WAY TO CAUSE DELINQUENCY.....	603	447	77	37	16	3	3	1	...	2	9	8	
ABANDONMENT OR DESERTION.....	11	2	1	1	...	...	...	...	...	...	...	7	
ABUSE OR CRUEL TREATMENT.....	120	104	7	5	...	...	...	1	...	...	1	2	
PATERNITY.....	1419	1300	15	6	...	...	...	2	...	...	...	98	
VILLATION OF SCHOOL LAW.....	45	30	11	1	...	...	...	...	...	...	...	...	
VIOLATION OF LABOR LAW.....	2	1	1	...	...	...	...	...	...	...	...	20	
OTHER REASON.....	393	170	132	41	21	5	1	3	...	...	...	...	
FEMALES TOTAL.....	817	449	152	76	43	35	23	6	7	1	2	21	
NONSUPPORT.....	37	18	11	1	3	3	1	...	...	...	...	...	
CONTRIBUTING TO-													
DELINQUENCY.....	159	112	18	11	6	5	2	...	...	...	...	5	
DEPENDENCY AND NEGLECT.....	268	93	51	44	24	24	16	5	6	...	1	4	
ACTING IN A WAY TO CAUSE DELINQUENCY.....	98	71	15	5	4	...	1	1	...	...	1	...	
ABANDONMENT OR DESERTION.....	13	3	5	1	1	...	1	...	1	1	...	2	
ABUSE OR CRUEL TREATMENT.....	33	26	4	1	...	...	...	...	...	...	...	4	
PATERNITY.....	15	11	...	...	...	1	...	...	...	...	...	...	
VIOLATION OF SCHOOL LAW.....	61	44	13	3	...	1	...	...	...	...	...	6	
OTHER REASON.....	133	71	35	12	5	2	2	...	...	...	...	...	

TABLE 20

DELINQUENCY CASES DISPOSED OF BY OHIO JUVENILE COURTS, BY PREVIOUS COURT EXPERIENCE, REASON FOR REFERRAL, AND SEX, 1970

REASON FOR REFERRAL AND SEX	TOTAL	PREVIOUS COURT EXPERIENCE									
		NOT PREV. DEALT WITH	LAST DEALT PRIOR YEAR	THIS YEAR IN TYPE ACT SPEC.	THIS YR. DELINQUENCY	THIS YR. DEPENDENCY	THIS YR. NEGLIGENCE	THIS YR. SPEC. PROC.	THIS YR. TRAFFIC	THIS YR. UNRULY	NOT SPEC.
BOYS AND GIRLS TOTAL.....	44886	24744	10307	257	8295	37	10	36	552	592	56
BOYS TOTAL.....	36188	19085	8864	220	6989	32	8	23	518	466	43
INJURY TO PERSON.....	2134	1166	496	15	418	1	...	...	22	13	3
ROBBERY.....	850	355	244	9	220	1	...	1	12	8	...
BURGLARY OR ENTRY.....	5324	2697	1432	36	1015	11	2	5	65	58	3
AUTOMOBILE THEFT.....	2762	1076	826	9	755	3	1	3	36	48	5
OTHER THEFT.....	8306	4877	1780	36	1417	1	...	7	89	90	9
SEX OFFENSE.....	302	174	82	1	36	2	...	1	2	2	...
UNGOVERNABLE.....	970	520	231	2	160	...	...	1	30	22	4
CARELESSNESS OR MISCHIEF..	4087	2487	814	13	654	...	1	3	72	40	3
SCHOOL TRUANCY.....	586	223	208	3	129	...	1	...	8	13	1
RUNNING AWAY.....	641	311	165	3	138	1	...	...	9	12	2
TRAFFIC VIOLATION.....	186	52	49	1	74	...	...	...	9	...	1
OTHER DELINQUENT BEHAVIOR.	10040	5147	2537	92	1971	12	3	2	164	100	12
GIRLS TOTAL.....	8698	5659	1443	37	1306	5	2	13	34	186	13
INJURY TO PERSON.....	571	413	69	1	79	...	...	...	3	6	...
ROBBERY.....	62	32	19	...	11	...	...	...	...	...	...
BURGLARY OR ENTRY.....	209	130	37	2	33	...	...	...	3	4	...
AUTOMOBILE THEFT.....	103	47	27	...	23	...	...	...	1	5	...
OTHER THEFT.....	3291	2616	380	7	232	...	...	2	11	36	7
SEX OFFENSE.....	139	77	33	1	24	...	...	...	...	4	...
UNGOVERNABLE.....	688	382	172	2	103	1	1	5	3	19	...
CARELESSNESS OR MISCHIEF..	435	285	76	1	64	1	...	1	...	5	2
SCHOOL TRUANCY.....	293	156	67	...	49	...	...	2	4	15	...
RUNNING AWAY.....	909	433	195	9	235	1	...	2	3	29	2
TRAFFIC VIOLATION.....	20	8	7	...	5	...	...	...	...	...	...
OTHER DELINQUENT BEHAVIOR.	1978	1080	361	14	448	2	1	1	6	63	2

TABLE 21 CHILDREN AND ADULT CASES DISPOSED OF BY OHIO JUVENILE COURTS, BY TYPE OF CASE, RACE, AND COUNTY, 1970

Table with 20 columns: COUNTY, DELINQUENCY (TOTAL, W., N., O., UNK.), TRAFFIC (TOTAL, W., N., O., UNK.), DEPENDENCY AND NEGLECT (TOTAL, W., N., O., UNK.), SPECIAL SERVICES (TOTAL, W., N., O., UNK.). Rows include counties from Adams to Licking.

TABLE 21 CHILDREN AND ADULT CASES DISPOSED OF BY OHIO JUVENILE COURTS, BY TYPE OF CASE, RACE, AND COUNTY, 1970

Table with 20 columns: COUNTY, DELINQUENCY (TOTAL, W., N., O., UNK.), TRAFFIC (TOTAL, W., N., O., UNK.), DEPENDENCY AND NEGLECT (TOTAL, W., N., O., UNK.), SPECIAL SERVICES (TOTAL, W., N., O., UNK.). Rows include counties from Logan to Wyandot, plus an ALL COUNTIES summary row.

TABLE 21  
CONTINUED

COUNTY	UNRULY					ADULT				
	TOTAL	W.	N.	O.	UNK.	TOTAL	W.	N.	O.	UNK.
ADAMS	15	15	...	...	...	5	5	...	...	...
ALLEN	350	252	91	...	7	109	38	39	...	32
ASHLAND	61	61	...	...	...	23	23	...	...	...
ASHTABULA	292	280	12	...	...	187	174	6	...	7
ATHENS	5	3	...	...	2	19	13	...	...	6
AUGLAIZE	20	20	...	...	...	17	17	...	...	...
BELMONT	161	157	4	...	...	20	20	...	...	...
BROWN	15	15	...	...	...	21	17	1	...	3
BUTLER	266	235	31	...	...	247	207	39	...	1
CARROLL	3	3	...	...	...	...	...	...	...	...
CHAMPAIGN	28	26	2	...	...	2	...	2	...	...
CLARK	127	101	26	...	...	118	104	14	...	...
CLERMONT	102	100	1	...	1	26	25	1	...	...
CLINTON	78	...	...	...	78	96	...	...	...	96
COLUMBIANA	190	185	5	...	...	203	193	7	...	3
COSHOCTON	14	14	...	...	...	88	88	...	...	...
CRAWFORD	37	9	...	...	28	49	6	...	...	43
CUYAHOGA	1538	859	666	6	7	595	202	379	...	14
DARKE	...	...	...	...	...	7	7	...	...	...
DEFIANCE	27	5	...	...	22	23	4	1	...	18
DELAWARE	102	95	7	...	...	163	140	23	...	...
ERIE	200	179	21	...	...	127	104	23	...	...
FAIRFIELD	112	112	...	...	...	52	52	...	...	...
FAYETTE	44	40	4	...	...	55	50	5	...	...
FRANKLIN	459	330	129	...	...	4528	2676	1779	...	73
FULTON	66	66	...	...	...	3	3	...	...	...
GALLIA	15	14	1	...	...	23	21	2	...	...
GEAUGA	74	73	1	...	...	72	70	2	...	...
GREENE	59	53	6	...	...	...	...	...	...	...
GUERNSEY	48	47	1	...	...	6	5	...	...	1
HAMILTON	2933	1712	1217	4	...	133	97	34	...	2
HANCOCK	130	130	...	...	...	43	42	1	...	...
HARDIN	24	24	...	...	...	27	27	...	...	...
HARRISON	...	...	...	...	...	...	...	...	...	...
HENRY	14	12	...	...	2	7	7	...	...	...
HIGHLAND	29	28	1	...	...	49	48	1	...	...
HOCKING	42	40	2	...	...	15	11	4	...	...
HOLMES	31	31	...	...	...	5	5	...	...	...
HURON	124	116	8	...	...	40	35	3	...	2
JACKSON	53	53	...	...	...	7	7	...	...	...
JEFFERSON	77	62	15	...	...	54	43	11	...	...
KNOX	12	12	...	...	...	7	7	...	...	...
LAKE	417	400	13	...	4	67	2	40	...	25
LAWRENCE	125	122	3	...	...	25	24	...	...	1
LICKING	107	105	2	...	...	95	91	4	...	...

TABLE 21  
CONTINUED

COUNTY	UNRULY					ADULT				
	TOTAL	W.	N.	O.	UNK.	TOTAL	W.	N.	O.	UNK.
LOGAN	77	76	1	...	...	60	57	3	...	...
LORAIN	439	365	70	...	4	92	76	8	...	8
LUCAS	274	184	90	...	...	299	159	140	...	...
MADISON	51	51	...	...	...	88	82	6	...	...
MAHONING	547	267	280	...	...	...	...	...	...	...
MARION	249	239	10	...	...	49	40	9	...	...
MEDINA	52	52	...	...	...	6	6	...	...	...
MEIGS	45	45	...	...	...	19	19	...	...	...
MERCER	65	64	...	...	1	7	7	...	...	...
MIAMI	115	107	8	...	...	67	63	4	...	...
MONROE	2	2	...	...	...	2	2	...	...	...
MONTGOMERY	1376	1135	240	1	...	39	26	13	...	...
MORGAN	10	10	...	...	...	...	...	...	...	...
MORROW	17	...	...	...	17	26	2	...	...	24
MUSKINGUM	287	261	26	...	...	376	334	42	...	...
NOBLE	...	...	...	...	...	1	1	...	...	...
OTTAWA	98	97	1	...	...	5	5	...	...	...
PAULDING	8	8	...	...	...	10	9	...	1	...
PERRY	...	...	...	...	...	...	...	...	...	...
PICKAWAY	91	91	...	...	...	37	35	2	...	...
PIKE	55	55	...	...	...	48	45	3	...	...
PORTAGE	409	397	12	...	...	250	230	20	...	...
PREBLE	120	120	...	...	...	6	6	...	...	...
PUTNAM	17	16	...	1	...	6	5	...	...	1
RICHLAND	300	249	51	...	...	236	64	20	...	152
ROSS	26	24	2	...	...	9	6	3	...	...
SANDUSKY	71	52	5	10	4	1	1	...	...	...
SCIOTO	33	32	1	...	...	69	66	3	...	...
SENECA	86	82	3	...	1	171	159	7	2	3
SHELBY	86	83	3	...	...	81	81	...	...	...
STARK	577	490	87	...	...	167	119	42	...	6
SUMMIT	1257	948	304	...	5	372	...	...	...	372
TRUMBULL	656	546	110	...	...	25	22	3	...	...
TUSCARAWAS	24	20	...	...	4	22	20	...	...	2
UNION	85	84	1	...	...	69	68	1	...	...
VAN WERT	24	24	...	...	...	31	30	1	...	...
VINTON	15	15	...	...	...	...	...	...	...	...
WARREN	93	91	2	...	...	61	58	3	...	...
WASHINGTON	79	76	3	...	...	...	...	...	...	...
WAYNE	105	104	1	...	...	58	55	3	...	...
WILLIAMS	49	49	...	...	...	29	29	...	...	...
WOOD	80	78	...	...	2	59	49	...	...	10
WYANDOT	2	2	...	...	...	...	...	...	...	...
ALL COUNTIES	16678	12887	3580	22	189	10411	6746	2757	3	905

TABLE 22

UNRULY CASES DISPOSED OF BY OHIO JUVENILE COURTS, BY SOURCE OF REFERRAL, REASON FOR REFERRAL, AND SEX, 1970

REASON FOR REFERRAL AND SEX	TOTAL	SOURCE OF REFERRAL							SOURCE NOT SPECIFIED
		PARENT OR RELATIVE	PROBATION OFFICER	LAW ENFORCEMENT OFFICER	OTHER COURT	SCHOOL DEPARTMENT	SOCIAL AGENCY	OTHER SOURCE	
BOYS AND GIRLS TOTAL.....	16678	3570	973	7586	59	3224	293	971	2
BOYS TOTAL.....	9732	1458	557	4929	37	2028	117	604	2
UNGOVERNABLE.....	1747	892	110	416	1	215	54	58	1
CARELESSNESS OR MISCHIEF.....	854	17	3	664	8	21	...	141	...
SCHOOL TRUANCY.....	2123	62	77	231	1	1726	13	13	...
RUNNING AWAY.....	1565	389	94	988	13	20	34	27	...
COND. INJURIOUS TO MORALS.....	341	14	42	261	...	3	1	20	...
CONSENT TO MARRY.....	2	...	...	1	...	...	...	1	...
OTHER REASON.....	3100	84	231	2368	14	43	15	344	1
GIRLS TOTAL.....	6946	2112	416	2657	22	1196	176	367	...
UNGOVERNABLE.....	1731	1075	88	318	...	118	79	53	...
CARELESSNESS OR MISCHIEF.....	145	5	...	117	...	5	1	17	...
SCHOOL TRUANCY.....	1274	77	52	137	3	994	3	8	...
RUNNING AWAY.....	2548	809	173	1398	11	27	71	59	...
COND. INJURIOUS TO MORALS.....	125	13	18	79	5	2	2	6	...
CONSENT TO MARRY.....	1	...	...	...	...	...	...	1	...
OTHER REASON.....	1122	133	85	608	3	50	20	223	...

TABLE 23

UNRULY CASES DISPOSED OF BY OHIO JUVENILE COURTS, BY TYPE OF DISPOSITION, REASON FOR REFERRAL, AND SEX, 1970

REASON FOR REFERRAL AND SEX	TOTAL	TYPE OF DISPOSITION											DISPOSITION NOT SPECIFIED
		DIS-MISSED	AD-JUSTED OR ADMON-ISHED	CASE HELD OPEN	PRO-BATION	PUBLIC IN-STITUTION FOR DE-LINQUENT CHILDREN	OTHER PUBLIC INSTI-TUTION	OTHER COURT	PUBLIC DEPART-MENT	PRIVATE AGENCY OR INSTI-TUTION	FINE AND-OR COSTS	OTHER DISPO-SITION	
BOYS AND GIRLS TOTAL..	16678	1376	3611	1062	5425	555	110	389	322	146	897	2776	9
BOYS TOTAL.....	9732	757	2274	631	2782	315	62	228	136	63	753	1729	2
UNGOVERNABLE.....	1747	177	281	119	745	89	17	10	56	18	44	190	1
CARELESSNESS OR MISCHIEF...	854	63	381	41	155	4	1	8	4	...	72	125	...
SCHOOL TRUANCY.....	2123	156	456	179	753	61	12	5	14	4	40	442	1
RUNNING AWAY.....	1565	117	297	72	468	59	16	154	39	33	14	296	...
COND. INJURIOUS TO MORALS..	341	19	56	42	71	6	...	6	...	...	92	49	...
CONSENT TO MARRY.....	2	...	1	...	1	...	...	...	...	...	...	...	...
OTHER REASON.....	3100	225	802	178	589	96	16	45	23	8	491	627	...
GIRLS TOTAL.....	6946	619	1337	431	2643	240	48	161	186	83	144	1047	7
UNGOVERNABLE.....	1731	191	266	87	792	83	11	7	57	32	7	193	5
CARELESSNESS OR MISCHIEF...	145	14	49	6	33	3	...	2	4	...	6	28	...
SCHOOL TRUANCY.....	1274	109	273	119	459	30	4	5	23	5	28	218	1
RUNNING AWAY.....	2548	215	515	145	914	85	30	121	81	37	13	392	...
COND. INJURIOUS TO MORALS..	125	16	28	10	29	5	2	3	3	...	12	17	...
CONSENT TO MARRY.....	1	...	...	...	1	...	...	...	...	...	...	...	...
OTHER REASON.....	1122	74	206	64	415	34	1	23	18	9	78	199	1



TABLE 24

UNRULY CASES DISPOSED OF BY OHIO JUVENILE COURTS, BY TYPE OF CARE PENDING DISPOSITION, REASON FOR REFERRAL, AND SEX, 1970

REASON FOR REFERRAL AND SEX	TOTAL	TYPE OF CARE					TYPE OF CARE NOT SPECIFIED
		NO OVERNIGHT DETENTION	OVERNIGHT OR LONGER				
			JAIL OR POLICE STATION	DETENTION HOME	BOARDING HOME	OTHER PLACE	
BOYS AND GIRLS TOTAL.....	16678	11297	736	4452	15	118	20
BOYS TOTAL.....	9732	7137	424	2084	4	74	9
UNGOVERNABLE.....	1747	1126	81	528	2	6	4
CARELESSNESS OR MISCHIEF.....	854	767	22	56	...	9	...
SCHOOL TRUANCY.....	2123	1849	55	211	...	8	2
RUNNING AWAY.....	1565	702	98	754	1	10	...
COND. INJURIOUS TO MORALS.....	341	310	15	15	...	1	...
CONSENT TO MARRY.....	2	2	...	...	...	...	3
OTHER REASON.....	3100	2361	153	520	1	42	...
GIRLS TOTAL.....	6946	4160	312	2408	11	44	11
UNGOVERNABLE.....	1731	1033	51	620	5	14	8
CARELESSNESS OR MISCHIEF.....	145	124	13	8	...	...	...
SCHOOL TRUANCY.....	1274	1095	25	150	1	2	1
RUNNING AWAY.....	2548	946	162	1413	4	21	2
COND. INJURIOUS TO MORALS.....	125	104	12	8	1	...	...
CONSENT TO MARRY.....	1	1	...	...	...	...	...
OTHER REASON.....	1122	857	49	209	...	7	...

TABLE 25

UNRULY CASES DISPOSED OF BY OHIO JUVENILE COURTS, BY AGE, REASON FOR REFERRAL, AND SEX, 1970

REASON FOR REFERRAL AND SEX	TOTAL	AGE - IN YEARS													AGE NOT SPECIFIED
		UNDER 7	7	8	9	10	11	12	13	14	15	16	17	18 AND OVER	
BOYS AND GIRLS TOTAL.	16678	18	17	36	80	150	243	600	1482	2920	3902	4069	3103	28	30
BOYS TOTAL.....	9732	13	13	30	66	122	180	342	742	1425	2112	2513	2137	21	16
UNGOVERNABLE.....	1747	1	...	5	8	28	35	78	170	283	388	451	290	4	6
CARELESSNESS OR MISCHIEF..	854	6	4	10	12	27	28	43	63	107	151	185	210	2	6
SCHOOL TRUANCY.....	2123	3	6	7	15	22	38	78	186	394	566	532	274	2	...
RUNNING AWAY.....	1565	...	...	2	9	16	28	58	148	264	389	398	252	1	...
COND. INJURIOUS TO MORALS..	341	...	1	...	...	1	5	10	13	25	57	88	139	2	...
CONSENT TO MARRY.....	2	...	...	...	...	...	...	...	...	1	...	...	1	...	...
OTHER REASON.....	3100	3	2	6	22	28	46	75	162	351	561	859	971	10	4
GIRLS TOTAL.....	6946	5	4	6	14	28	63	258	740	1495	1790	1556	966	7	14
UNGOVERNABLE.....	1731	...	...	...	1	4	19	61	209	402	415	379	229	2	10
CARELESSNESS OR MISCHIEF..	145	...	1	2	1	5	2	5	13	22	36	34	22	...	2
SCHOOL TRUANCY.....	1274	2	3	2	9	9	14	75	152	264	376	213	153	1	1
RUNNING AWAY.....	2548	2	...	1	1	4	14	76	243	568	701	623	313	1	1
COND. INJURIOUS TO MORALS..	125	...	...	...	1	...	2	4	14	32	24	22	23	3	...
CONSENT TO MARRY.....	1	...	...	...	...	...	...	...	...	...	...	1	...	...	...
OTHER REASON.....	1122	1	...	1	1	6	12	37	109	207	238	284	226	...	...

TABLE 26

UNRULY CASES DISPOSED OF BY OHIO JUVENILE COURTS, BY PREVIOUS COURT EXPERIENCE, REASON FOR REFERRAL, AND SEX, 1970

94

REASON FOR REFERRAL AND SEX	TOTAL	PREVIOUS COURT EXPERIENCE									
		NOT PREV. DEALT WITH	LAST DEALT PRIOR YEAR	THIS YEAR IN TYPE NOT SPEC.	THIS YR. DELIN- QUENCY	THIS YR. DEPEND- ENCY	THIS YR. NEGLECT	THIS YR. SPEC. PROC.	THIS YR. TRAFFIC	THIS YR. UNRULY	NOT SPEC.
BOYS AND GIRLS TOTAL	16678	10092	3310	92	1357	19	8	17	133	1603	47
BOYS TOTAL.....	9732	5674	2122	69	891	9	3	8	123	801	32
UNGOVERNABLE.....	1747	997	411	19	154	3	1	3	22	133	4
CARELESSNESS OR MISCHIEF..	854	580	160	...	38	...	...	2	11	56	7
SCHOOL TRUANCY.....	2123	1220	497	16	170	3	1	...	25	188	3
RUNNING AWAY.....	1565	818	353	8	167	3	...	2	6	190	18
COND. INJURIOUS TO MORALS.	341	240	64	2	17	...	...	...	8	10	...
CONSENT TO MARRY.....	2	2	...	...	...	...	...	...	...	...	...
OTHER REASON.....	3100	1817	637	24	345	...	1	1	51	224	...
GIRLS TOTAL.....	6946	4418	1188	23	466	10	5	9	10	802	15
UNGOVERNABLE.....	1731	1152	303	4	106	3	1	5	3	145	9
CARELESSNESS OR MISCHIEF..	145	101	27	...	8	...	...	...	...	8	1
SCHOOL TRUANCY.....	1274	890	206	2	47	...	1	1	3	123	1
RUNNING AWAY.....	2548	1402	473	10	242	7	3	3	2	403	3
COND. INJURIOUS TO MORALS.	125	109	10	...	...	...	...	...	...	6	...
CONSENT TO MARRY.....	1	1	...	...	...	...	...	...	...	...	...
OTHER REASON.....	1122	763	169	7	63	...	...	...	2	117	1

END