

State Court Caseload Statistics, 2002

Supplement to Examining the Work of State Courts, 2002

State Court Structures

Jurisdiction and Reporting Practices

State Court Caseloads

Court Statistics Project Methodology

201985



201985

State Court Caseload Statistics, 2002

Supplement to Examining the Work of State Courts, 2002

Compiled by Shauna M. Strickland and Brenda G. Otto

Court Statistics Project Staff

Brian J. Ostrom
Director

Nicole L. Mott
Research Associate

Fred Cheesman
Research Associate

Shauna M. Strickland
Research Analyst

Neal B. Kauder
Consultant, Visual Research

Brenda K. Uekert
Senior Research Associate

Robert C. LaFountain
Research Analyst

Brenda G. Otto
Program Specialist

PROPERTY OF
National Criminal Justice Reference Service (NCJRS)
Box 6000
Rockville, MD 20849-6000

A joint project of the Conference of State Court Administrators,
the Bureau of Justice Statistics,
and the National Center for State Courts' Court Statistics Project.

Copyright 2003
National Center for State Courts
ISBN 0-89656-222-X

Suggested Citation:
Court Statistics Project, *State Court Caseload Statistics, 2002*
(National Center for State Courts 2003)

This report was developed under Grant 2002-BJ-CX-K010 from the the Bureau of Justice Statistics. Points of view are those of the authors and do not necessarily represent the official position or policies of the Bureau of Justice Statistics.

Conference of State Court Administrators' Court Statistics Committee

J. Denis Moran, Chairman, (1983 to present), Director of State Courts, Wisconsin
William J. O'Brien, Vice-Chairman, (1994 to present), State Court Administrator, Iowa
John A. Clarke (1988 to present), Executive Officer/Clerk, Los Angeles Superior Court
Hugh M. Collins (1982 to present), Judicial Administrator, Louisiana
Howard W. Conyers (1990 to present), Administrative Director of the Courts, Oklahoma
Theodore Eisenberg (2002 to present), Professor, Cornell Law School, New York
Donald D. Goodnow (2000-present), Director, Administrator Office of the Courts, New Hampshire
Judge Aaron Ment (1991 to present), Senior Judge, Supreme Court of Connecticut
John T. Olivier (1991 to present), Clerk, Supreme Court of Louisiana
Howard P. Schwartz (1992 to present), Judicial Administrator, Kansas
Joseph C. Steele (1999 to present), State Court Administrator, Nebraska
Robert Wessels (1995 to present), Court Manager, County Criminal Courts at Law, Houston, Texas

National Center for State Courts' Board of Directors

Chief Judge Judith S. Kaye, Chairperson, New York Court of Appeals
Chief Justice Ronald M. George, Chair-Elect, Supreme Court of California
Patricia Tobias, Vice-Chair, Administrative Director of the Courts, Idaho
Chief Justice Shirley S. Abrahamson, Supreme Court of Wisconsin
Daniel Becker, State Court Administrator, Utah
Curtis (Hank) Barnette, Of Counsel, Skadden, Arp, Slate, Meagher & Flom LLP, Washington, DC
Mercedes M. Bauermeister, Administrative Director, General Court of Justice, Puerto Rico
Michael L. Buenger, State Court Administrator, Missouri
David K. Byers, Administrative Director, Supreme Court of Arizona
Presiding Judge Charles Riley Cloud, Norfolk, Virginia
Zelda M. DeBoyes, Court Administrator, Aurora Municipal Court, Aurora, Colorado
Judge Gerald T. Elliott, Division 4, Tenth Judicial District of Kansas, Olathe, Kansas
Judge Hilda R. Gage, Michigan Court of Appeals
Gordon M. Griller, Court Administrator, Maricopa County Superior Court, Phoenix, Arizona
Thomas A. Gottschalk, Executive Vice-President and General Counsel, General Motors Corporation, Detroit, Michigan
Judge Elizabeth Keever, 12th Judicial District, Fayetteville, North Carolina
Presiding Judge Gary L. Lumpkin, Court of Criminal Appeals of Oklahoma, Oklahoma City, Oklahoma
Ruth Walsh McIntyre, Issaquah, Washington
Jack B. Middleton, McLane, Graf, Rauleron, & Middleton, Manchester, New Hampshire
Lawrence G. Myers, Municipal Court Administrator, Hillsboro, Oregon
Judge Gayle A. Nachtigal, Circuit Court of Washington County, Hillsboro, Oregon
Dwight Opperman, Key Investment, Inc., Minneapolis, Minnesota
Judge Michael S. Spearman, King County Superior Court, Seattle, Washington
Carroll D. Stevens, Associate Dean, Yale Law School, New Haven, Connecticut
Judge Sandra A. Thompson, Los Angeles Superior Court, Torrance, California
Chief Judge Annice M. Wagner, District of Columbia Court of Appeals
Roger K. Warren, President, National Center for State Courts, Williamsburg, Virginia

Acknowledgments

The members of the Court Statistics Project (CSP) gratefully acknowledge assistance and guidance from throughout the state court community. Our main debt of gratitude is to the state court administrators, the appellate court clerks, and their staffs who have provided the bulk of the information included in *Examining the Work of State Courts, 2002* and *State Court Caseload Statistics, 2002*. They have been consistently patient and helpful in answering written and telephone inquiries for more data or for explanations of the data provided. We owe a special debt of gratitude to the staff members of the administrative offices of the courts and of the appellate courts who serve as contact persons between their offices and the Court Statistics Project.

The content and design of all products produced by the CSP benefit greatly from the guidance of the 12 members of the Conference of State Court Administrators' Court Statistics Committee. The committee members have given generously of their time, talent, and experience, and their participation has been invaluable to project staff.

The Court Statistics Project is funded through the generous support of the Bureau of Justice Statistics. It should be noted that the points of view stated in *Examining the Work of State Courts, 2002* and *State Court Caseload Statistics, 2002* are those of the authors and do not necessarily represent the policies of that agency. However, the authors wish to acknowledge the guidance and support provided by Steve Smith, the project monitor at the Bureau of Justice Statistics.

Responsibility for the information and the analysis reported in this document rests fully with the Court Statistics Project staff. The more general responsibility for developing the CSP products and promoting improvements to court statistics is shared with the National Center for State Courts' management and the COSCA Court Statistics Committee.

Preface

The Court Statistics Project makes information available in three distinct formats that we believe best serve the needs of the project's constituents. *State Court Caseload Statistics, 2002* is designed to provide specific information about particular court systems. This volume offers all interested parties high-quality, baseline information on state court structure, jurisdiction, reporting practices, and caseload volume and trends. The information assembled in this product will be especially helpful to people interested in doing their own cross-state comparisons or in examining the implications of caseload volume on the work and resource needs of specific state courts. For those wishing to brush up on the uses of these data, the Introduction provides an overview of applications, ingredients, and interpretation of state court caseload statistics. This information is also available through the Inter-University Consortium or to anyone who requests a copy of the publication from the Court Statistics Project.

A second publication, *Examining the Work of State Courts, 2002*, provides a readable overview, with easy-to-understand graphics and tables, of current state court activity and trends. The goal of this work is to provide a comprehensive yet nontechnical presentation of the demands currently being placed on state courts and the evolution of caseloads over time. Judges, policymakers, and practitioners will find this document useful for a range of planning and research needs, as well as for gaining a greater appreciation for the business of state courts.

Finally, the *State Court Organization* series provides an exhaustive compilation of information on state court structure and operations. The latest volume, the fourth in the series, complements, and extends the information on court jurisdiction and reporting practices provided here. The newest edition covers most of the topics included in the 1993 edition, but also covers new topics as well. Notable additions are tables on court automation, specialized courts, the administrative authority of presiding trial court judges, and the processing of domestic violence cases. A table of contents for *State Court Organization, 1998* is reprinted at the back of this volume.

Introduction

Using State Court Caseload Statistics

This introduction provides an overview of the uses, ingredients, and interpretation of state court caseload statistics. This examination is offered at a time of significant improvements in the quality of court statistics in general and in the comparability of those statistics across the states in particular. To help realize the potential of caseload statistics, this document considers three main questions: Why are caseload statistics useful? What are their ingredients? How can they address practical problems?

This is not a “technical” document. Although it is assumed that the reader has an interest in what courts are doing, there is no expectation of statistical expertise. Moreover, virtually all courts and states currently possess the information required to use caseload statistics. A count of the number of cases filed and disposed by month, quarter, or year is all that is needed to get started. Part of the message, however, is that with a small additional investment in effort, the potential exists to appreciably enhance a court’s capacity to identify and solve emerging problems and to present the case for the court system’s achievements and resource needs authoritatively.

Why Are Caseload Statistics Useful?

Argued in abstract, caseload statistics are important because they are analogous to the financial information business firms use to organize their operations. Because a court case is the one common unit of measurement available to all court managers, caseload statistics are the single best way to describe what courts are doing currently and to predict what they will do.

The pragmatic justification for caseload statistics is more compelling. Few would argue that the state courts are currently funded at a generous level. State budget offices routinely cast a cold eye on requests for additional judgeships, court support staff, or court facilities. Because the executive and legislative branches of the government are sophisticated producers and consumers of statistics, comparable expertise is needed by the judicial branch. Skillfully deployed caseload statistics provide powerful evidence for justifying claims to needed resources.

In response to perceived difficulties in using caseload statistics, it must be noted that they are simply counts of court activity. They are not inherently complex or obscure. The day-to-day activities of most court systems can generate the basic information that translates into caseload statistics. No extraordinary effort is required.

Like other statistics, however, caseload statistics are susceptible to twists and turns that can mislead or distort. Those twists and turns become particularly troublesome when comparisons are made across courts in any one state or among states. Yet, valid comparisons are potentially powerful tools for managing a court system, for determining and justifying the need for additional resources, and for planning.

For the rational study of the law the blackletter man may be the man of the present, but the man of the future is the man of statistics and the master of economics.¹

¹ Oliver Wendell Holmes, Jr., “The Path of the Law,” *Harvard Law Review* 10 (1897), 457, 469.

Frequent reference is made throughout this report to a model approach for collecting and using caseload information.² The Conference of State Court Administrators (COSCA) and the National Center for State Courts (NCSC) jointly developed that approach over the last 24 years. The key to the approach is comparison: comparison among states and comparison over time. The COSCA/NCSC approach makes comparison possible, although at times it highlights some aspects that remain problematic when building a comprehensive statistical profile of the work of state appellate and trial courts nationally.

What Are the Ingredients of Caseload Statistics?

Five types of information are required for efficient caseload statistics: (1) counts of pending, filed, and disposed cases; (2) the method by which the count is taken (i.e., the unit of count that constitutes a case and the point at which the count is taken); (3) the composition of the counting categories (the specific types of cases that are included); (4) court structure and jurisdiction to decide cases; and (5) statistical adjustments that enhance the comparability and usefulness of case counts.

Counts are taken of the number of cases that are pending at the start of a reporting period, the number of cases filed during the period, the number of cases disposed during the period, and the number of cases left pending at the end of the period. Counts of caseloads are typically organized according to the major types of cases (civil, criminal, juvenile, traffic/other ordinance violations). However, there is still only limited uniformity among the states in the degree of detail or the specific case categories used despite the direction offered by the *State Court Model Statistical Dictionary*.

Methods for taking counts vary. The greatest variation occurs in what, precisely, a court counts as a case. Some courts actually count the number of a particular kind of document, such as an indictment in a criminal case. There is also variation in the point in the litigation process when the count is taken. For example, some appellate courts count cases when the notice of appeal is filed, others when the trial court record is filed, and still others when both the trial record and briefs are filed with the court.

Composition refers to the construction of caseload reporting categories that contain similar types of cases for which counts are taken of pending, filed, or disposed cases. Once a standard is defined for the types of cases that belong in a category, it becomes possible to compare court caseloads. The standard adopted by the Court Statistics Project is defined in the *State Court Model Statistical Dictionary*.

A count can be complete, meaning that it includes all of the types of cases in the definition; incomplete in that it omits some case types that should be included; overinclusive in that it includes some case types that should not be included; or both incomplete and overinclusive. For instance, the model approach treats an accusation of driving while intoxicated (DWI/DUI) as part of a court's criminal caseload. If a state includes such offenses with traffic cases rather than criminal cases, the criminal caseload statistics will be incomplete and the traffic caseload statistics will be overinclusive.

² The current status of that approach is elaborated in the *State Court Model Statistical Dictionary* (1989 edition).

Court structure and jurisdiction to decide cases indicate whether a court includes all of the relevant cases for a given locality or state. Two or more courts in a jurisdiction may share the authority to decide a particular type of case. Thus, in many states, both a court of general jurisdiction and a court of limited jurisdiction may hear misdemeanor cases. Similarly, complaints in torts or contracts below a set maximum dollar amount can often be filed in either court.

In some courts, jurisdiction is restricted to specific proceedings. An example is a preliminary hearing in a lower court to determine whether a defendant should be bound over for trial in the court of general jurisdiction.

Information on court structure and jurisdiction is therefore essential to the use of any state's caseload statistics. Each state has established various levels and types of courts. The lack of uniformity in court structure and jurisdiction even extends to the names given to the courts of various levels. The supreme court in most states is the court of last resort, the appellate court with final jurisdiction over all appeals within the state. In New York, however, the title supreme court denotes the main general jurisdiction trial court. A knowledge of court structure and jurisdiction is necessary before one can determine whether like is being compared to like.

Adjustments help make counts of cases more interpretable. Case filings per 100,000 population provide a standard measure of caseload levels that adjusts for differences in population among the states. The number of case dispositions as a percentage of case filings in a given time period offers a clearance rate, a summary measure of whether a court or state is keeping up with its incoming caseload. The number of case filings or case dispositions per judge is a useful expression of the workload confronting a court.

Such simple adjustments transform counts of cases into comparable measures of court activity. It is also possible to make adjustments to counts of cases to estimate the impact of missing information or to make allowances for differences in methods of count used by state courts. Other calculations reveal important aspects of court activity. For example, the percentage of petitions granted by an appellate court indicates how many cases will be heard on the merits, which require briefing and oral arguments or other steps that create substantial demands on court time and resources.

How Should Caseload Statistics Be Used to Solve Problems?

Caseload statistics can form a response to certain types of problems that courts face. One set of problems relates to the volume of cases that a court must hear and to the composition of that caseload. Drug cases offer an example. Have drug filings risen more rapidly than other types of criminal cases? Are drug cases more likely to be disposed at trial than other felonies? Do they take longer to resolve in the trial court? How common is it for drug cases to be appealed? How does the trend in drug filings in one section of the country compare with trends in other regions?

A related set of problems revolves around the adequacy of court resources. How many cases are typically handled by a judge in the state courts? As caseloads continue to rise, have judicial resources kept pace? Is the provision of judicial support staff in one state adequate when compared to the staff in another state with comparable filings or dispositions per judge?

A third set of problems relates to the pace of litigation. Are more new cases being filed annually than the court is disposing during the year, thus increasing the size of the pending caseload? How long do cases take to be resolved in the trial court? In the appellate court? What proportion of cases are disposed of within the court's or American Bar Association's time standards?

The model approach developed by COSCA and the NCSC answers such questions. Virtually all states, as well as many individual trial courts, publish their caseload statistics in annual reports. Yet the diverse methods that states employ to collect information on caseloads restrict the usefulness of the resulting information. It may seem as if courts in one state use the mark, others the yen, and still others the dollar. This approach looks at how caseload information can be organized nationally to address problems facing state court systems and individual courts.

Comparability

The caseload statistics from each state are collated into a coherent, comprehensive summary of all state court activity and published annually by the Court Statistics Project. The report contains tables, charts, and figures that are often lengthy and crowded with symbols and explanatory matter. This does not negate the underlying simplicity or usefulness of caseload statistics as counts of court activity.

The available statistics reflect the varied responses individual trial courts and states have made to practical problems such as what constitutes a case, whether to count a reopened case as a new filing, and whether a preliminary hearing binding a defendant over to a court of general jurisdiction is a case or merely an event equivalent to a motion.

Comparability is a more substantial issue than completeness. Seven reporting categories are used by the Court Statistics Project. Appellate caseloads are divided into mandatory and discretionary cases. Trial court caseloads are divided into criminal, nondomestic civil, domestic, juvenile, and traffic/other ordinance violation cases. Abbreviated definitions of these categories appear below.

APPELLATE COURT

mandatory case: appeals of right that the court must hear and decide on the merits

discretionary case: petitions requesting court review that, if granted, will result in the case being heard and decided on its merits

TRIAL COURT

nondomestic civil case: requests for an enforcement or protection of a right or the redress or prevention of a wrong (specific types of cases include tort, contract, real property rights, small claims, mental health, estate, and civil appeals)

domestic relations: a major classification of civil cases that includes cases involving family actions such as divorce, custody, paternity, adoption, interstate support, and domestic violence

criminal case: charges of a state law violation

juvenile petition: cases processed through the special procedures that a state established to handle matters relating to individuals defined as juvenile

traffic/other ordinance violation: charges that a traffic ordinance or city, town, or village ordinance was violated

These categories represent the lowest common denominator: what one can reasonably expect most states to provide.

The advent of automated information systems means that states increasingly collect more detailed information, distinguishing tort cases from other civil filings and personal injury cases from other tort filings. Similarly, some states distinguish between various types of felonies and misdemeanors within their criminal caseloads, including the separation of drug cases from others.

Another aspect of comparability is whether the caseload count from a particular court includes all the relevant cases for a given locality or state. In some states, one court may have complete jurisdiction over a particular type of case, while in others the jurisdiction is shared between two or more courts. For example, to get a complete count of discretionary filings at the appellate level, one may have to check the count only in the court of last resort (COLR) (states without an intermediate appellate court [IAC] or states where the IAC has only mandatory jurisdiction), or it may be necessary to examine both the COLR and the IAC (states that allocate discretionary jurisdiction to both the COLR and IAC). Therefore, when making comparisons with state court caseload statistics, one must have an awareness of the variation in court structure and jurisdiction.

The court structure charts summarize, in one-page diagrams, the key features of each state's court organization. The format meets two objectives: (1) it is comprehensive, indicating all court systems in the state and their interrelationship, and (2) it describes the jurisdiction of the court systems using a comparable set of terminology and symbols. The court structure charts employ the common terminology developed by the NCSC Court Statistics Project for reporting court statistics.

The charts identify all of the state courts in operation during the year and describe each court system's geographic and subject matter jurisdiction. The charts also provide basic descriptive information, such as the number of

authorized judicial posts and whether funding is primarily local or state. Routes of appeal are indicated by lines, with an arrow showing which court receives the appeal or petition.

Conclusion

Caseload statistics are less complex and more practical than often imagined. By following relatively simple steps, courts, state court administrative offices, trial court administrative offices, trial court administrators, and others can more effectively use the statistics that they currently produce. A useful point of reference when considering an upgrade to the quality and quantity of information currently being collected is the *State Court Model Statistical Dictionary*.

The flexibility and power of automated record systems mean that the information compiled nationally to describe state court caseloads is becoming more comparable year by year. Caseload data available in the new millenium will be significantly more comparable across the states than what has been published in the past. Differences among states in the criminal and juvenile unit of count will continue to make comparisons tentative for those cases. Still, those differences do not affect comparisons of clearance rates or of trends.

What can be done to realize the potential that caseload statistics offer for planning and policymaking? There are three priorities. First, reliable statistics on the size of the active pending caseload are needed. Unless courts routinely review their records to identify inactive cases, an accurate picture of their backlogs is not possible. Second, information on the number of cases that reach key stages in the adjudication process would be an important addition. How many "trial notes of issue" are filed in civil cases? In what proportion of civil cases is no answer ever filed by the defendant? Third, revisions to court record systems should consider the feasibility of including information on the workload burden being imposed on the court through pretrial conferences, hearings, and trial settings.

Accurate and comprehensive statistics are ultimately important because they form part of the currency when public policy is debated and decided in a "fact-minded culture." Those organizations and interests that master the statistics that describe their work and output are at an advantage in the competition for scarce public resources. The Court Statistics Project offers the state court community a resource for both examining itself and representing its case to the larger commonwealth.

Contents

v	Acknowledgments
vii	Preface
ix	Introduction
ix	Using State Court Caseload Statistics
ix	Why Are Caseload Statistics Useful?
x	What Are the Ingredients of Caseload Statistics?
xi	How Should Caseload Statistics Be Used to Solve Problems?
xii	Comparability
xiv	Conclusion
1	State Court Structure Charts
3	Understanding the Court Structure Charts
3	Appellate Courts
4	Trial Courts
5	Symbols and Abbreviations
61	Jurisdiction and State Court Reporting Practices
63	Figure A: Reporting Periods for All State Courts, 2001
65	Figure B: Methods of Counting Cases in State Appellate Courts, 2001
72	Figure C: Dollar Amount Jurisdiction for Original Tort, Contract, Real Property Rights and Small Claims Filings in State Trial Courts, 2001
78	Figure D: Criminal Case Unit of Count Used by State Trial Courts, 2001
84	Figure E: Juvenile Unit of Count Used in State Trial Courts, 2001
89	Figure F: State Trial Courts with Incidental Appellate Jurisdiction, 2001
95	Figure G: Number of Authorized Judges/Justices in State Courts, 2001
97	Figure H: Method of Counting Civil Cases in State Trial Courts, 2001
103	State Court Caseload Tables
105	Table 1: Reported National Caseload for State Appellate Courts, 2001. Mandatory jurisdiction cases and discretionary jurisdiction petitions in courts of last resort and intermediate appellate courts.
106	Table 2: Reported Total Caseload for All State Appellate Courts, 2001. Total mandatory cases, total discretionary petitions, and total discretionary petitions granted that are filed and disposed. The number of filed-per-judge figures for both the sum of mandatory cases and discretionary petitions, and the sum of mandatory cases and discretionary petitions granted. Court type and the point at which cases are counted.
117	Table 3: Selected Caseload and Processing Measures for Mandatory Cases in State Appellate Courts, 2001. Court type. Filed and disposed cases. Disposed as a percent of filed. Number of judges. Filed per judge. Filed per 100,000 total population.
123	Table 4: Selected Caseload and Processing Measures for Discretionary Petitions in State Appellate Courts, 2001. Court type. Filed and disposed cases. Disposed as a percent of filed. Number of judges. Filed per judge. Filed per 100,000 total population.

128	Table 5:	Selected Caseload and Processing Measures for Discretionary Petitions Granted in State Appellate Courts, 2001. Court type. Filed, filed granted, and granted disposed cases. Granted as a percent of filed. Disposed as a percent of granted. Number of judges. Filed granted per judge.
133	Table 6:	Opinions Reported by State Appellate Courts, 2001. Opinion unit of count. Composition of opinion count. Signed opinions. Number of justices/judges. Number of opinions/judge. Number of lawyer support personnel.
137	Table 7:	Reported National Civil and Criminal Caseloads for State Trial Courts, 2001. Civil and criminal cases in general jurisdiction and limited jurisdiction courts.
139	Table 8:	Reported Grand Total State Trial Court Caseload, 2001. Jurisdiction, parking, criminal unit of count, and support/custody codes. Case filings and dispositions. Dispositions as a percentage of filings. Filings per 100,000 total population.
147	Table 9:	Reported Total State Trial Court Civil Caseload, 2001. Jurisdiction, support/custody codes. Case filings and dispositions. Dispositions as a percentage of filings. Filings per 100,000 total population.
155	Table 10:	Reported Total State Trial Court Criminal Caseload, 2001. Jurisdiction, criminal unit of count, and point of filing codes. Case filings and dispositions. Dispositions as a percentage of filings. Filings per 100,000 adult population.
162	Table 11:	Reported Total State Trial Court Traffic/Other Violation Caseload, 2001. Jurisdiction, parking codes. Case filings and dispositions. Dispositions as a percentage of filings. Filings per 100,000 total population.
168	Table 12:	Reported Total State Trial Court Juvenile Caseload, 2001. Jurisdiction, point of filing codes. Case filings and dispositions. Dispositions as a percentage of filings. Filings per 100,000 juvenile population.
172	Table 13:	Mandatory Caseload in State Appellate Courts, 1992-2001. Case filings and dispositions, 1992-2001.
182	Table 14:	Discretionary Petitions in State Appellate Courts, 1992-2001. Case filings and dispositions, 1992-2001.
190	Table 15:	Felony Caseload in State Trial Courts of General Jurisdiction, 1992-2001. Case filings, 1992-2001.
194	Table 16:	Tort Caseload in State Trial Courts of General Jurisdiction, 1992-2001. Case filings, 1992-2001.

197	Appendix 1. Methodology
199	Court Statistics Project: Goals and Organization
199	Evolution of the Court Statistics Project
200	Sources of Data
201	Data Collection Procedures
202	Ongoing Data Collection
203	Supplementary Data Collection
204	Completeness
204	Comparability
205	Footnotes
206	Variations in Reporting Periods
206	Final Note
207	Appendix 2. Sources of 2001 State Court Caseload Statistics
213	Appendix 3. Prototypes of State Appellate Court and Trial Court Statistical Spreadsheets
225	Appendix 4. State Populations
227	Resident Population, 2001
229	Total State Population for Trend Tables, 1992-2001

State Court Structure Charts

Understanding the Court Structure Charts

The court structure charts summarize in one-page diagrams the key features of each state's court organization. The format meets two objectives: (1) it is comprehensive, indicating all court systems in the state and their interrelationship, and (2) it describes the jurisdiction of the court systems, using a standard set of terminology and symbols. The court structure charts employ the common terminology developed by the National Center for State Courts' Court Statistics Project for reporting caseload statistics.

The first chart is a prototype. It represents a state court organization in which there is one of each of the four court system levels recognized by the Court Statistics Project: courts of last resort, intermediate appellate courts, general jurisdiction trial courts, and limited jurisdiction trial courts. Routes of appeal from one court to another are indicated by lines, with an arrow showing which court receives the appeal or petition.

The charts also provide basic descriptive information, such as the number of authorized justices, judges, and magistrates (or other judicial officers). Each court system's subject matter jurisdiction is indicated using the Court Statistics Project case types. Information is also provided on the use of districts, circuits, or divisions in organizing the courts within the system and the number of courts.

The case types, which define a court system's subject matter jurisdiction, require the most explanation.

Appellate Courts

The rectangle representing each appellate court contains information on the number of authorized justices; the number of geographic divisions, if any; whether court decisions are made en banc, in panels, or both; and the Court Statistics Project case types that are heard by the court. The case types are shown separately for mandatory and discretionary cases. The case types themselves are defined in other Court Statistics Project publications, especially *1984 State Appellate Court Jurisdiction Guide for Statistical Reporting* and *State Court Model Statistical Dictionary, 1989*.

An appellate court can have both mandatory and discretionary jurisdiction over the same Court Statistics Project case type. This arises, in part, because the Court Statistics Project case types are defined broadly to be applicable to every state's courts. There are, for example, only two appellate Court Statistics Project case types for criminal appeals: capital and noncapital. A court may have mandatory jurisdiction over felony cases, but discretionary jurisdiction over

misdemeanors. The list of case types would include “criminal” for both mandatory and discretionary jurisdiction. The duplication of a case type under both headings can also occur if appeals from one lower court for that case type are mandatory while appeals from another lower court are discretionary. Also, statutory provisions or court rules in some states automatically convert a mandatory appeal into a discretionary petition—for example, when an appeal is not filed within a specified time limit. A more comprehensive description of each appellate court’s subject matter jurisdiction can be found in the *1984 State Appellate Court Jurisdiction Guide for Statistical Reporting*.

Trial Courts

The rectangle representing each trial court also lists the applicable Court Statistics Project case types. These include civil, criminal, traffic/other violation, and juvenile. If a case type is simply listed, the court system shares jurisdiction over it with other courts. The presence of exclusive jurisdiction is always explicitly stated.

The absence of a case type from a list means that the court does not have that subject matter jurisdiction. The dollar amount jurisdiction is shown when there is an upper or a lower limit to the cases that can be filed in a court. A dollar limit is not listed if a court does not have a minimum or maximum dollar amount jurisdiction for general civil cases. In criminal cases, jurisdiction is distinguished between “felony,” which means the court can try a felony case to verdict and sentencing, and “preliminary hearings,” which applies to those limited jurisdiction courts that can conduct preliminary hearings that bind a defendant over for trial in a higher court.

Trial courts can have what is termed incidental appellate jurisdiction. The presence of such jurisdiction over the decisions of other courts is noted in the list of case types as either “civil appeals,” “criminal appeals,” or “administrative agency appeals.” A trial court that hears appeals directly from an administrative agency has an “A” in the upper-right corner of the rectangle.

For each trial court, the chart states the authorized number of judges and whether the court can impanel a jury. The rectangle representing the court also indicates the number of districts, divisions, or circuits into which the court system is divided. These subdivisions are stated using the court system’s own terminology. The descriptions, therefore, are not standardized across states or court systems.

Some trial courts are totally funded from local sources; others receive some form of state funds. Locally funded court systems are drawn

with broken lines. A solid line indicates that some or all of the funding is derived from state funds.

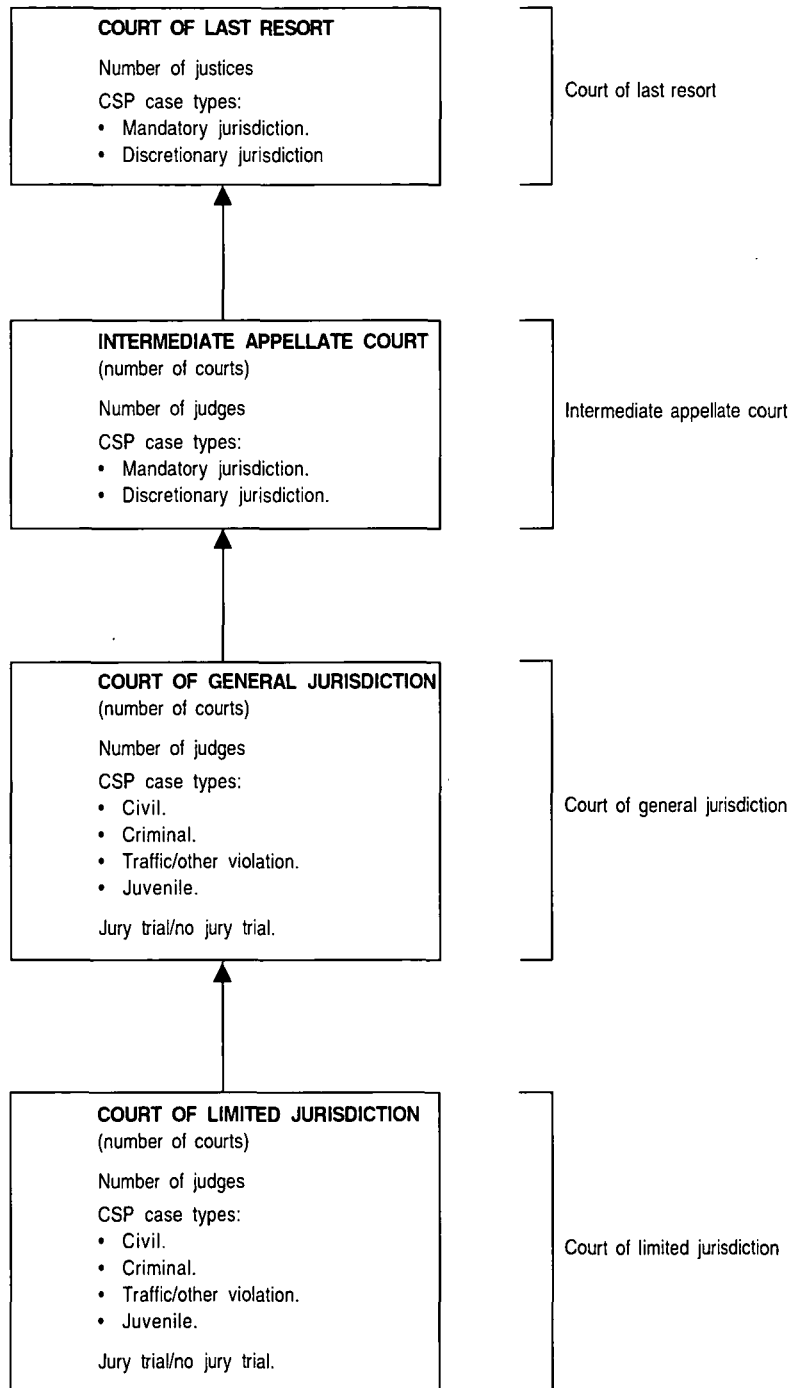
Symbols and Abbreviations

An “A” in the upper-right corner of a rectangle, representing either an appellate court or a trial court, indicates that the court receives appeals directly from the decision of an administrative agency. If “administrative agency appeals” is listed as a case type, the court hears appeals from decisions of another court on an administrative agency’s actions. It is possible for a court to have both an “A” designation and to have “administrative agency appeals” listed as a case type. Such a court hears appeals directly from an administrative agency (“A”) and has appellate jurisdiction over the decision of a lower court that has already reviewed the decision of the administrative agency.

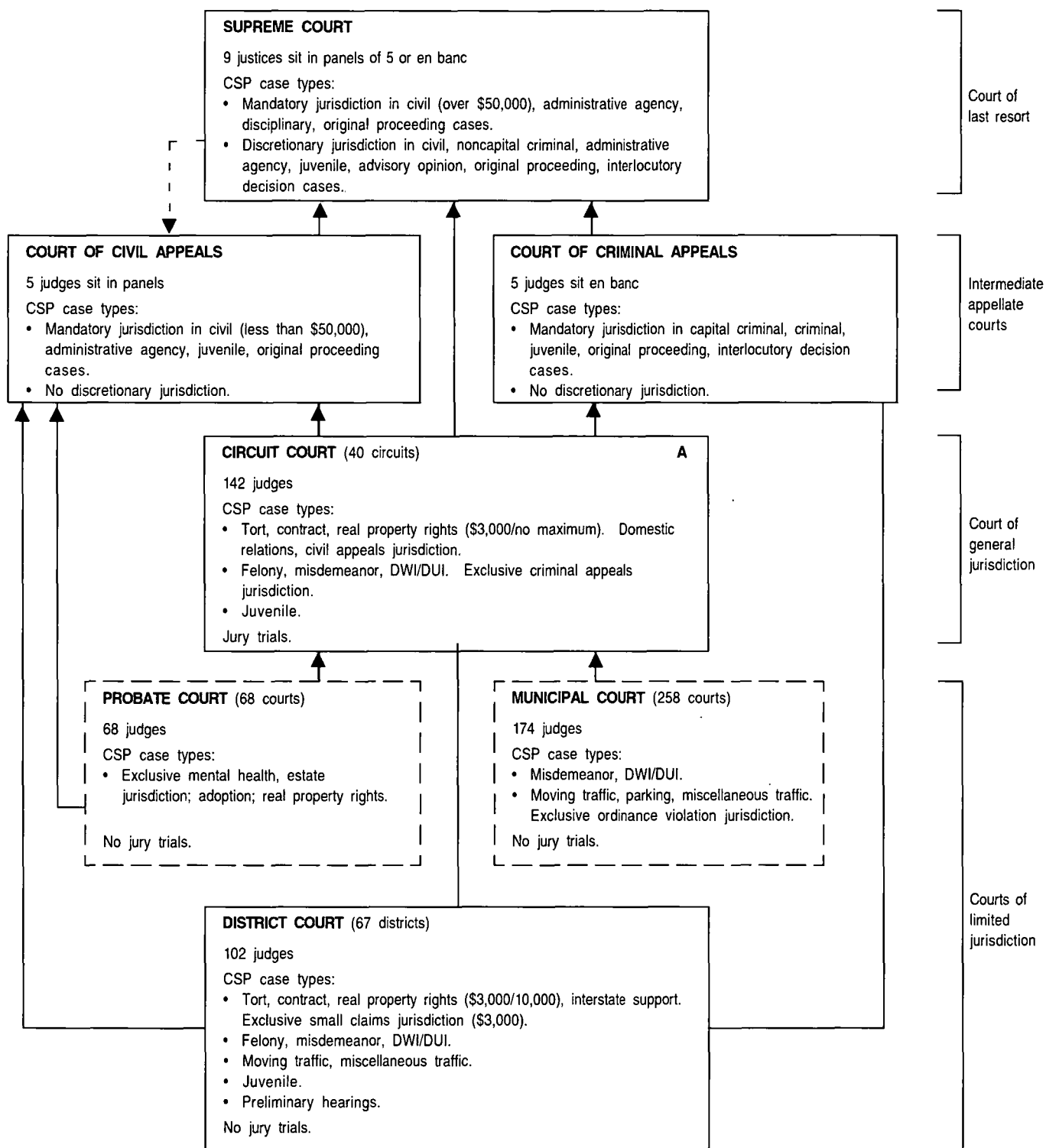
The number of justices or judges is sometimes stated as “FTE.” This represents “full-time equivalent” authorized judicial positions. “DWI/DUI” stands for “driving while intoxicated/driving under the influence.” The “SC” abbreviation stands for “small claims.” The dollar amount jurisdiction for civil cases is indicated in parentheses with a dollar sign. Where the small claims dollar amount jurisdiction is different, it is noted.

The court structure charts are convenient summaries. They do not substitute for the detailed descriptive material contained in the tables of *State Court Organization, 1998*. Moreover, they are based on the Court Statistics Project’s terminology and categories. This means that a state may have established courts that are not included in these charts. Some states have courts of special jurisdiction to receive complaints on matters that are more typically directed to administrative boards and agencies. Since these courts adjudicate matters that do not fall within the Court Statistics Project case types, they are not included in the charts. The existence of such courts, however, is recognized in a footnote to the state’s court structure chart.

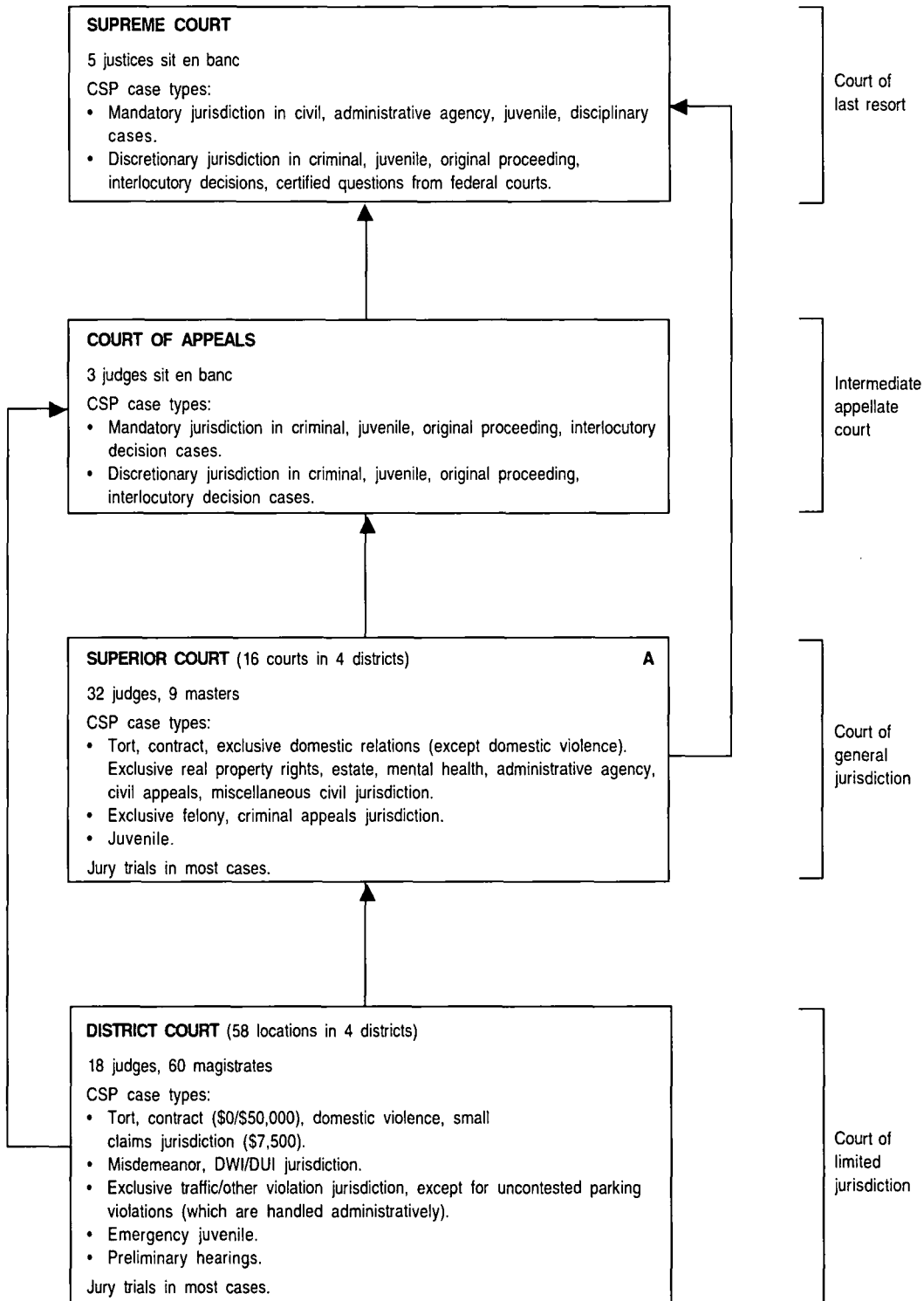
STATE COURT STRUCTURE PROTOTYPE, 2001



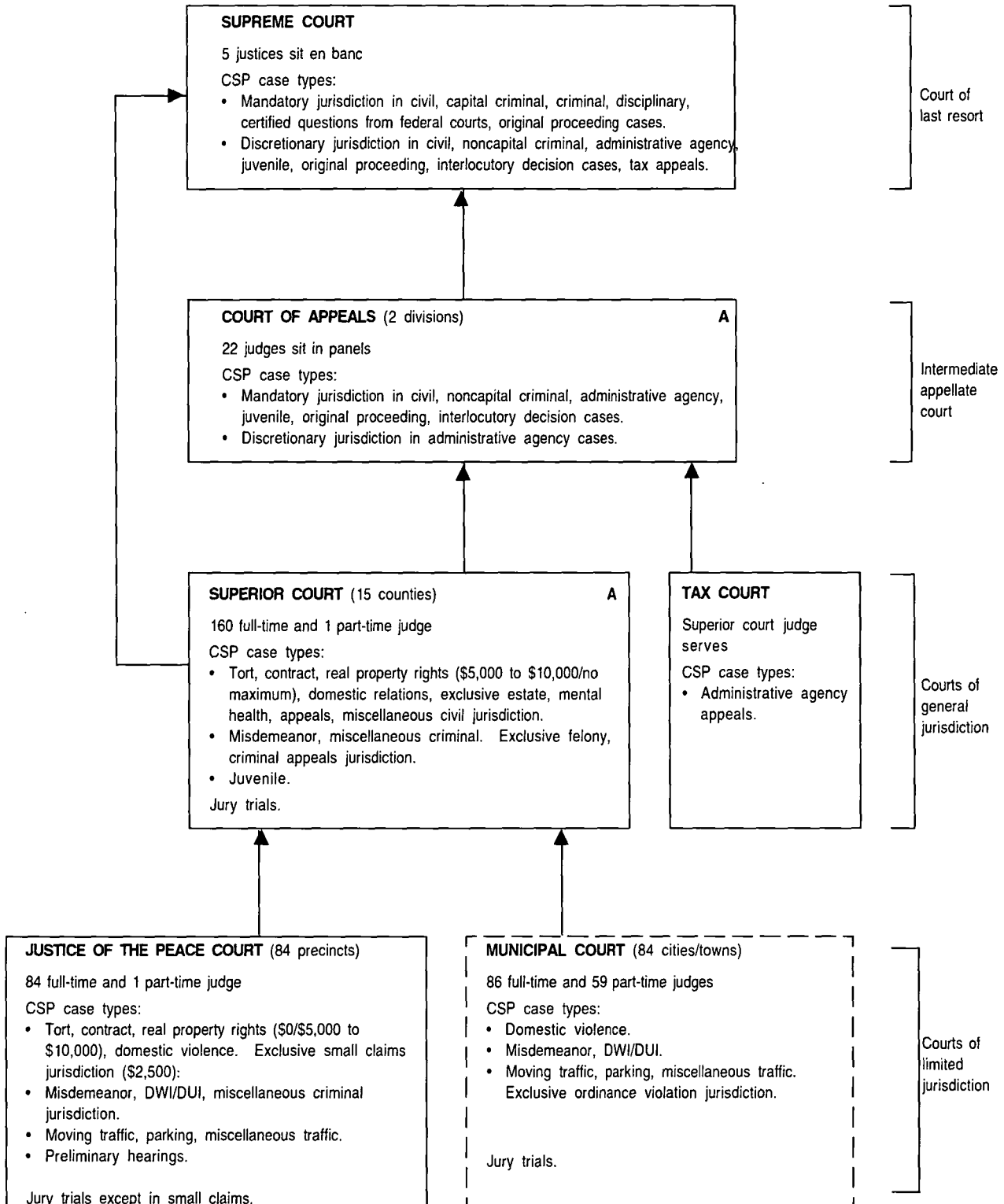
ALABAMA COURT STRUCTURE, 2001



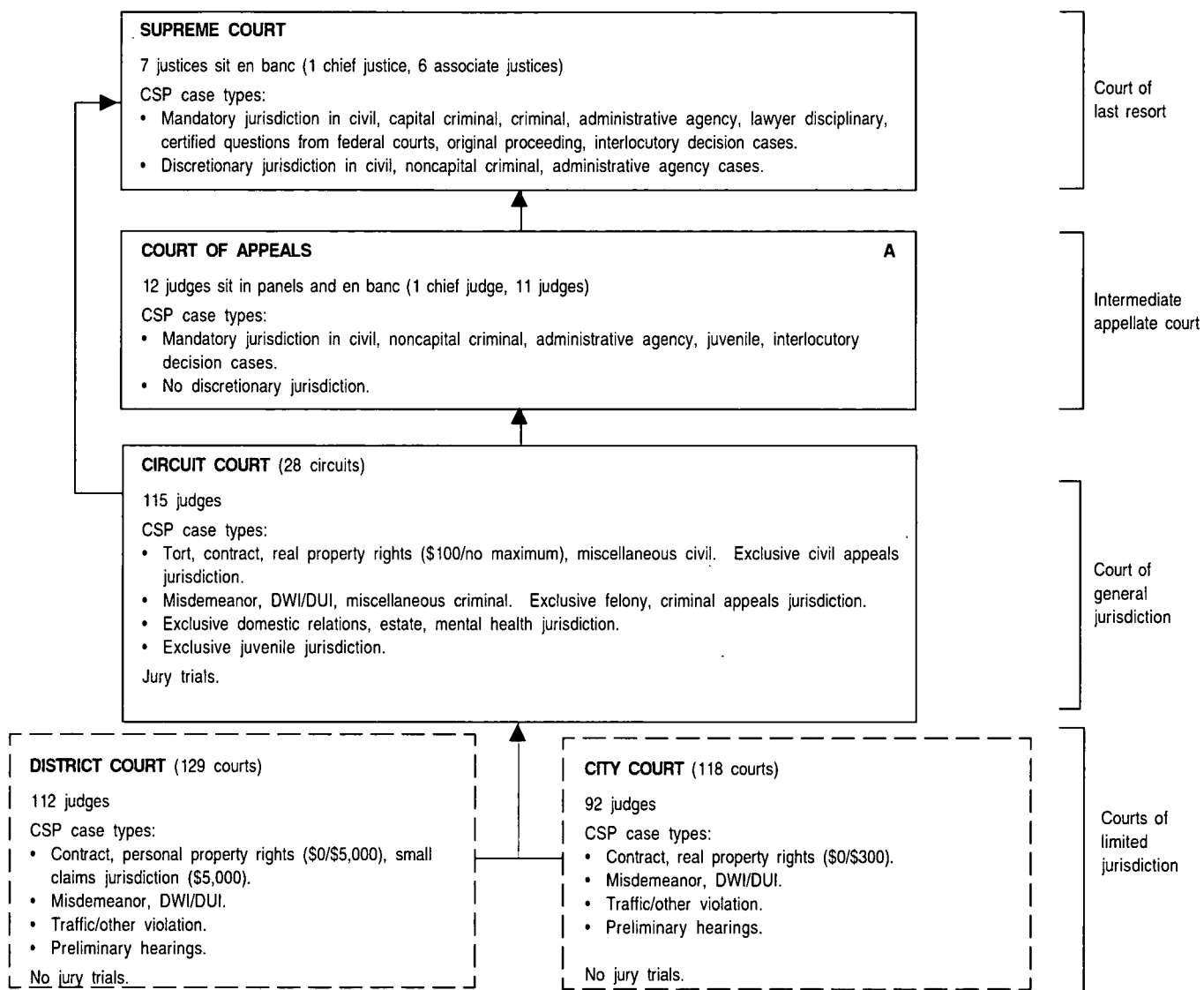
ALASKA COURT STRUCTURE, 2001



ARIZONA COURT STRUCTURE, 2001

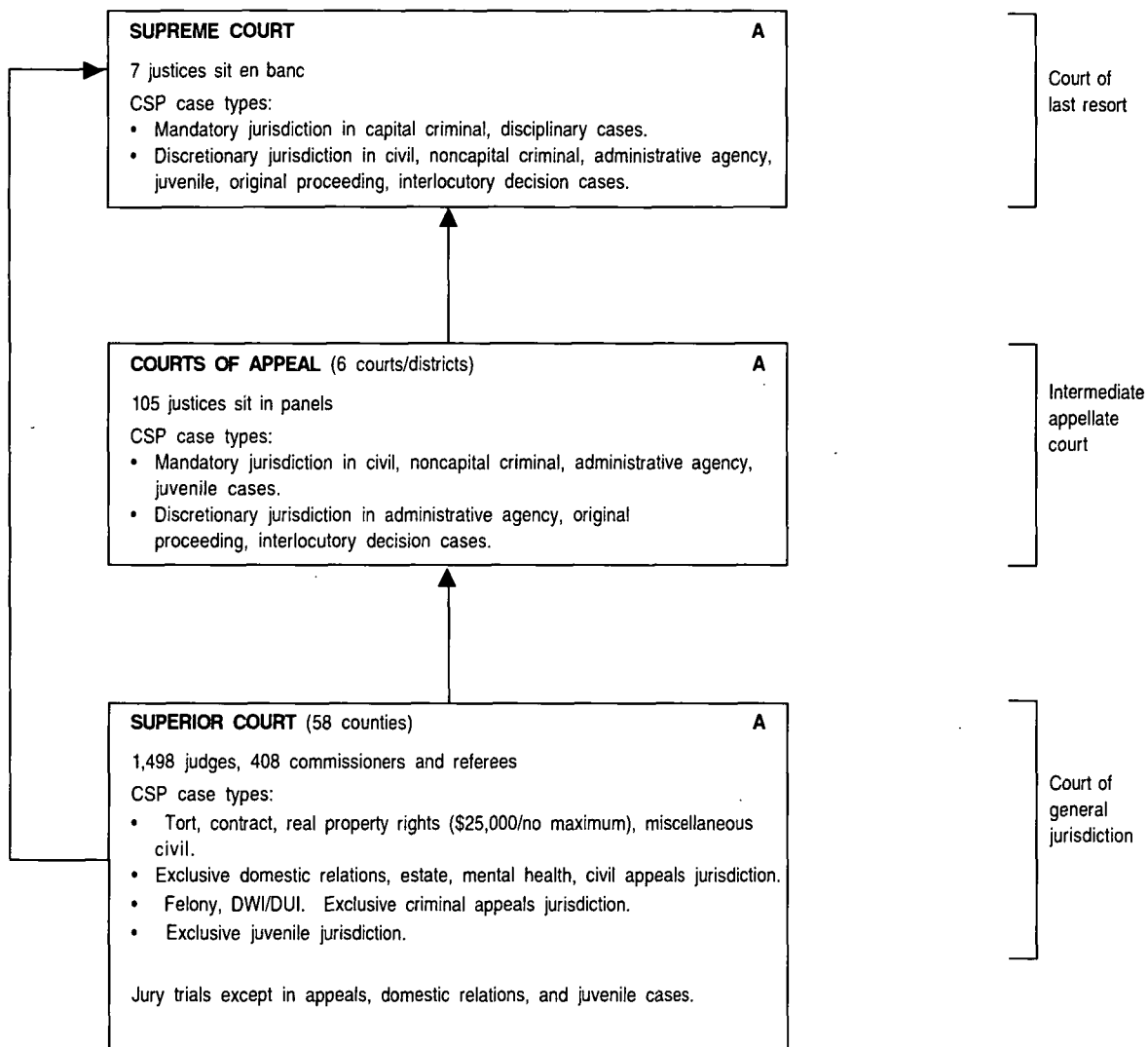


ARKANSAS COURT STRUCTURE, 2001



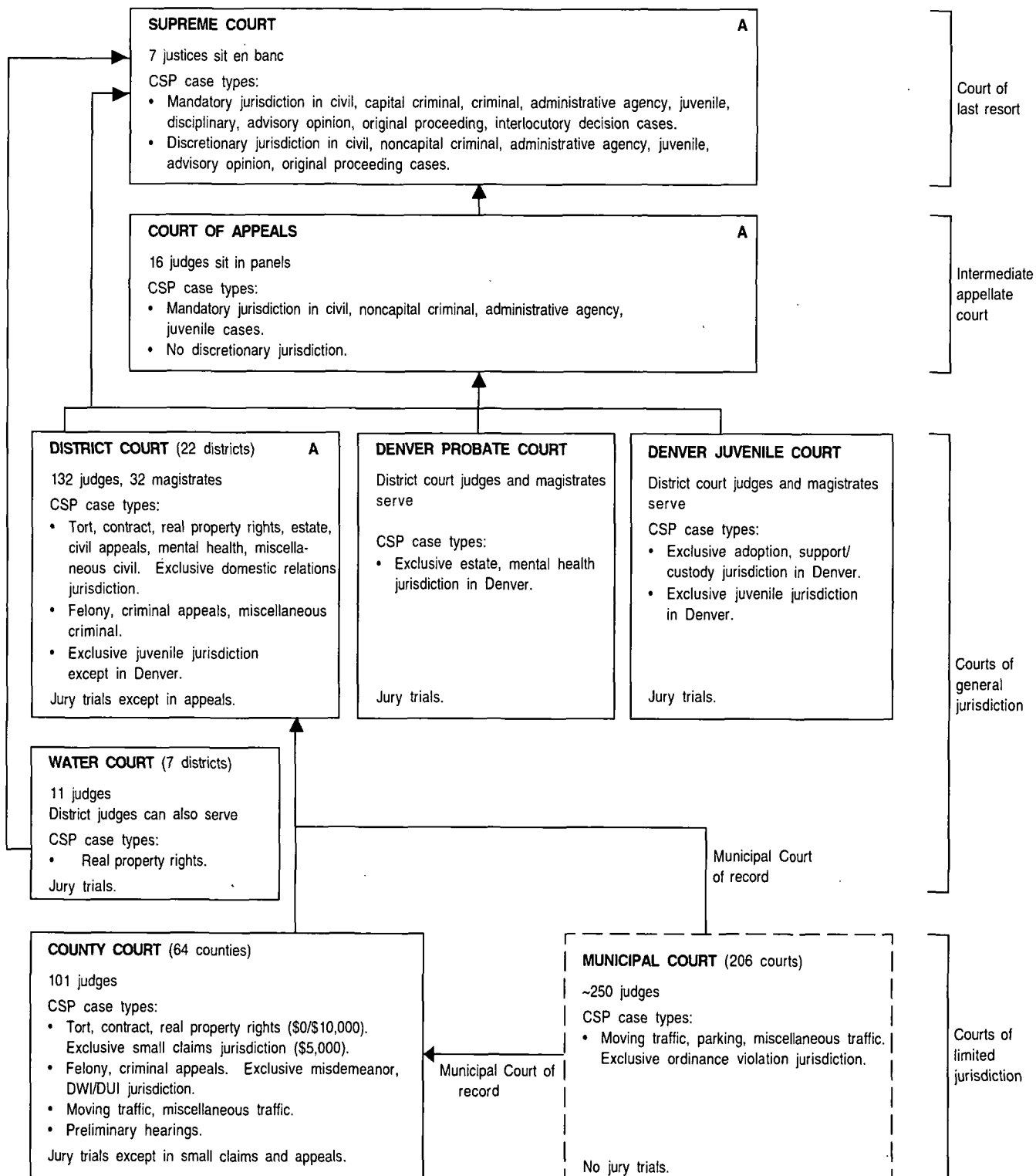
Note: In 2001, Arkansas combined the Chancery and Probate Court with the Circuit Court and reduced the number of limited jurisdiction courts from six to two by combining the County, Police, Common Pleas, and Justice of the Peace Courts into the Municipal Court which was renamed and is now the District Court.

CALIFORNIA COURT STRUCTURE, 2001

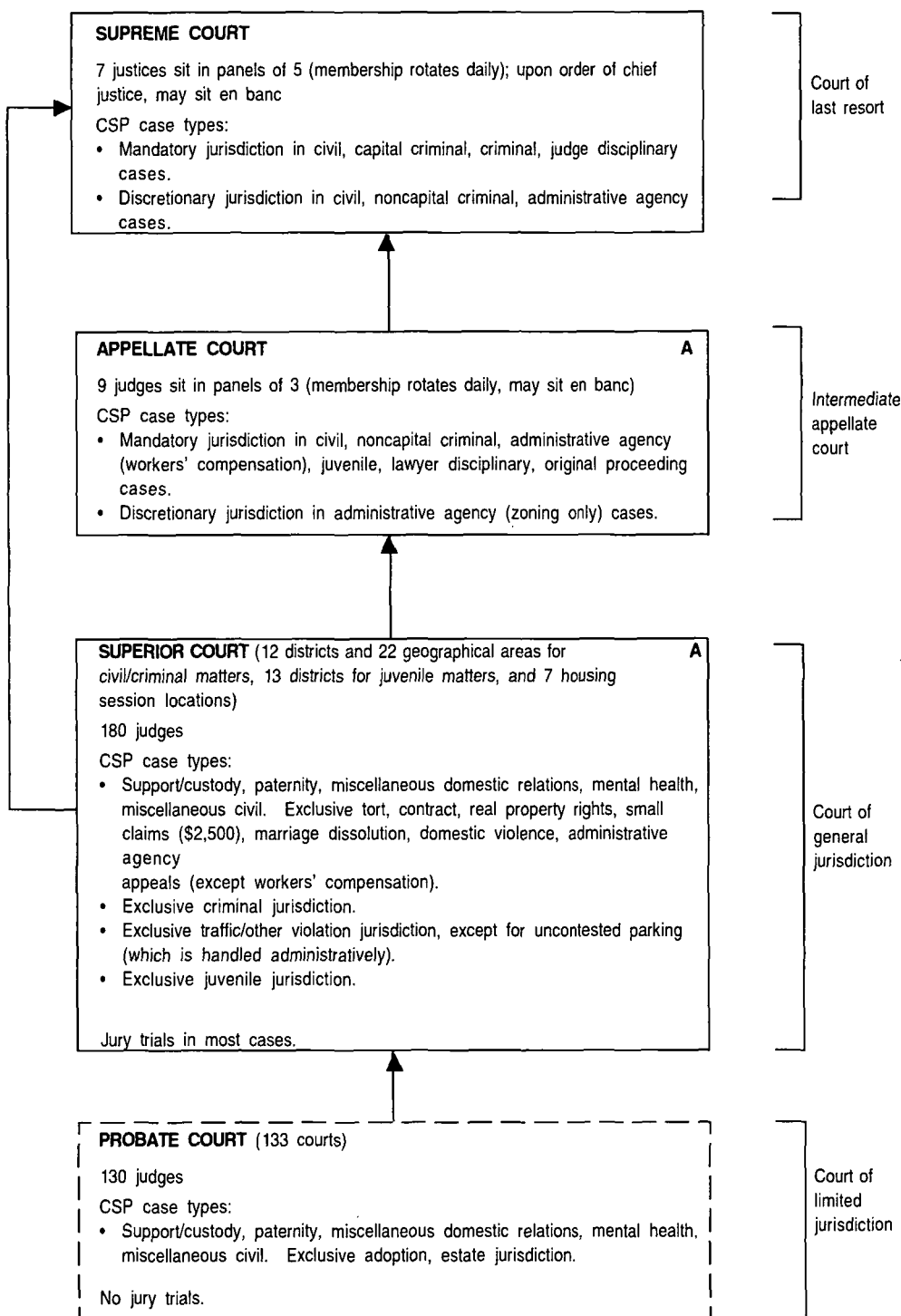


Note: All trial courts were unified as of 7/1/00.

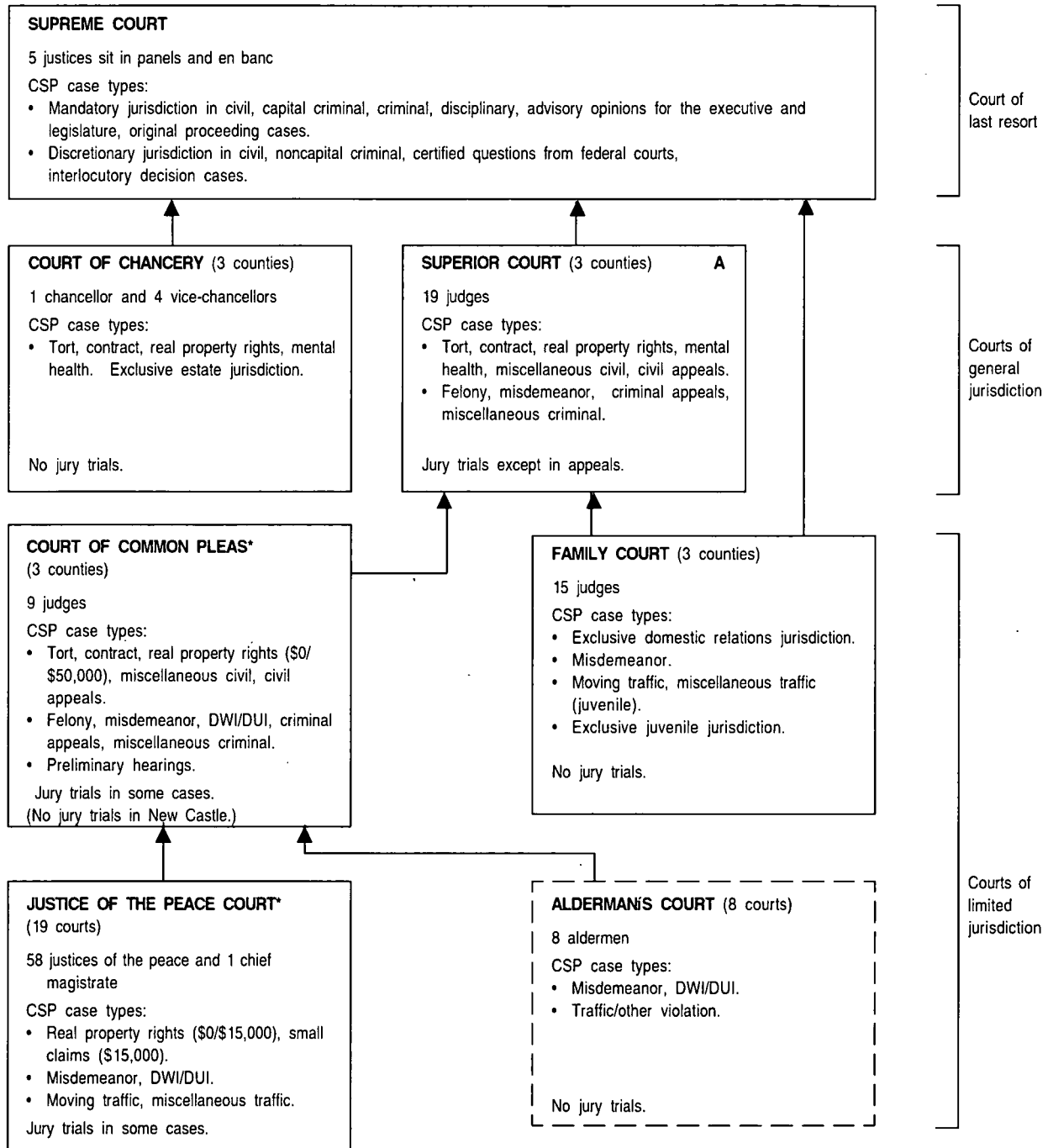
COLORADO COURT STRUCTURE, 2001



CONNECTICUT COURT STRUCTURE, 2001

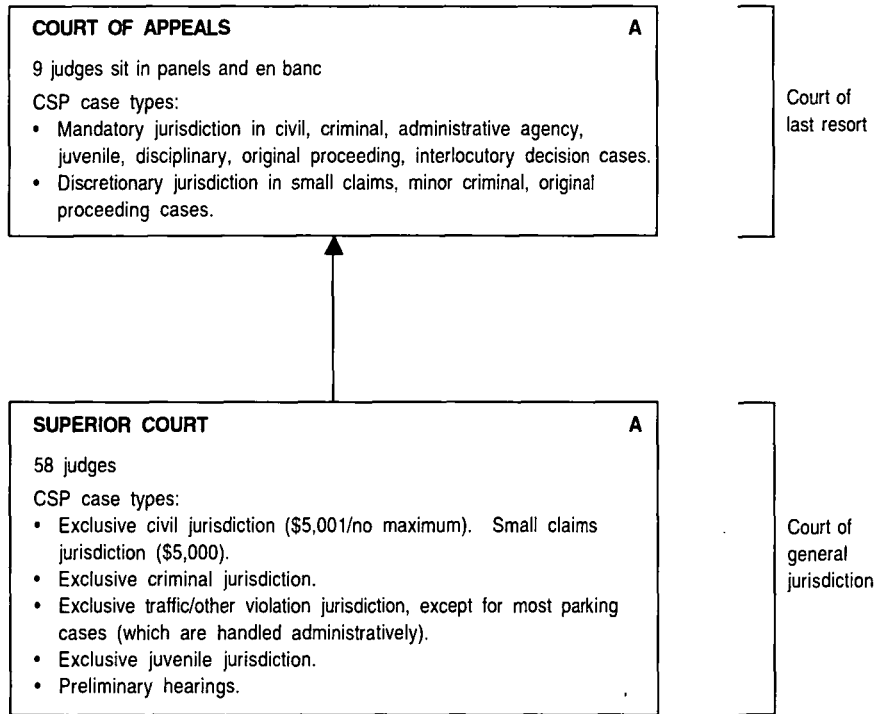


DELAWARE COURT STRUCTURE, 2001

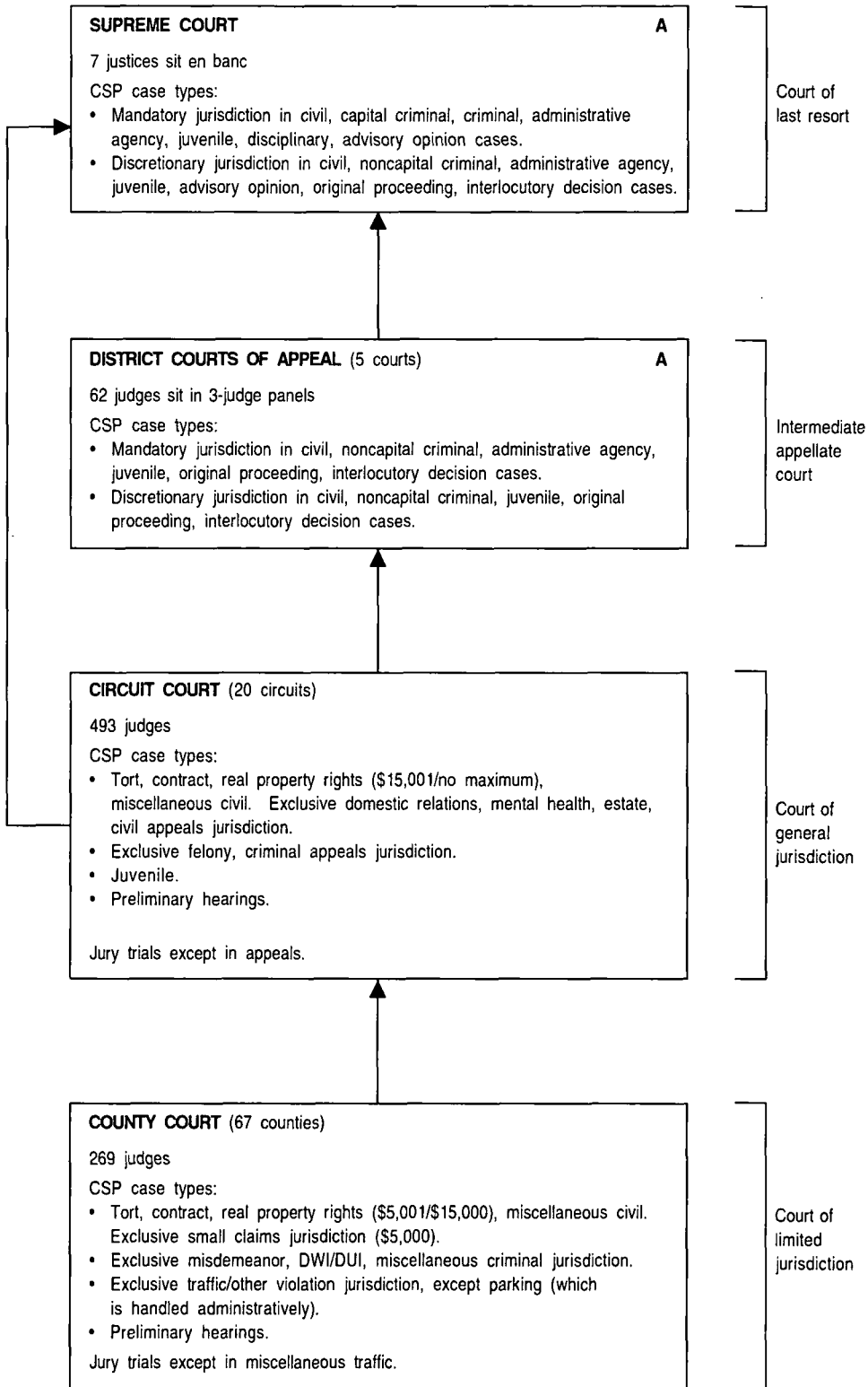


* The Municipal Court of Wilmington was eliminated effective May 1, 1998, and a new Justice of the Peace Court was created in Wilmington.

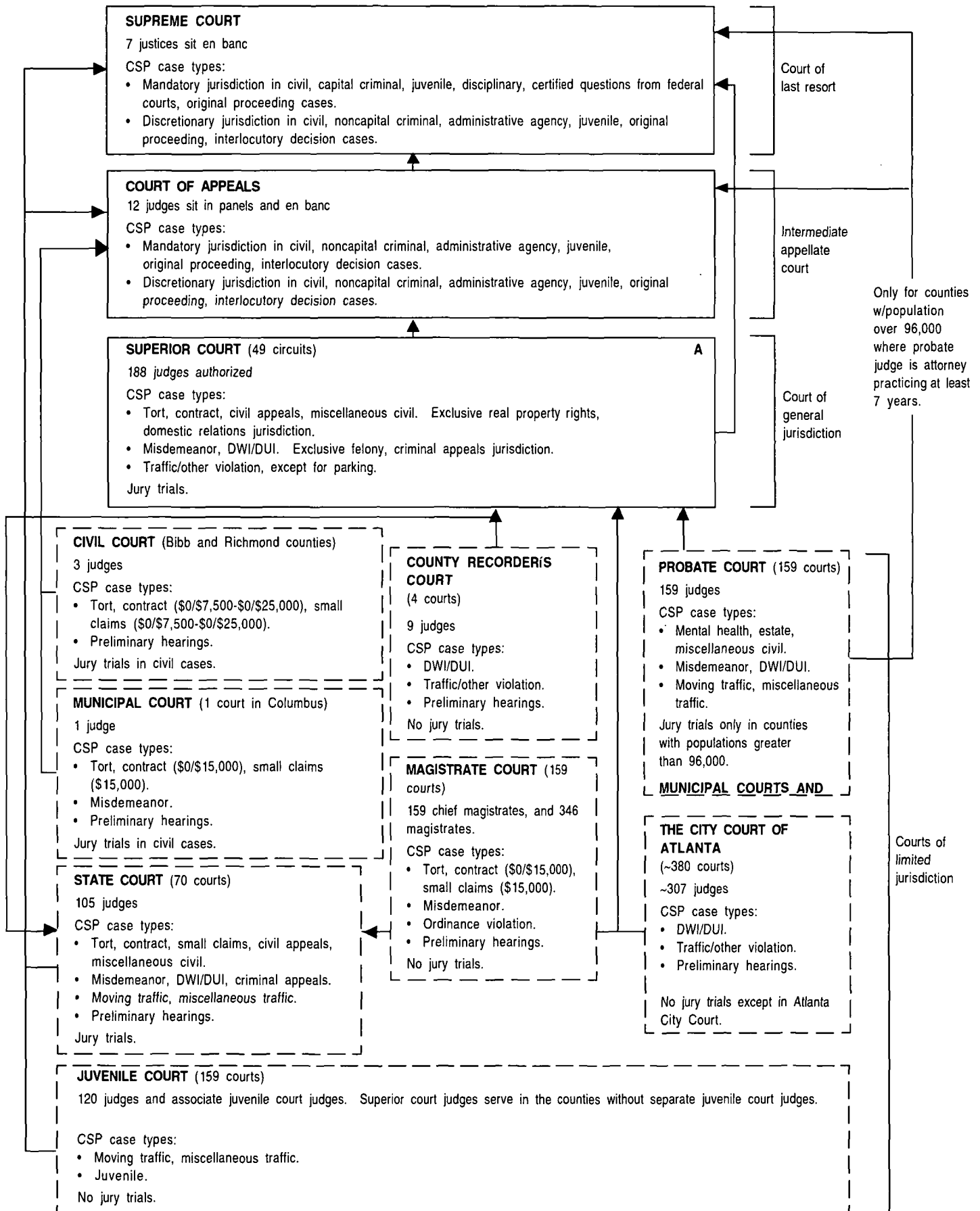
DISTRICT OF COLUMBIA COURT STRUCTURE, 2001



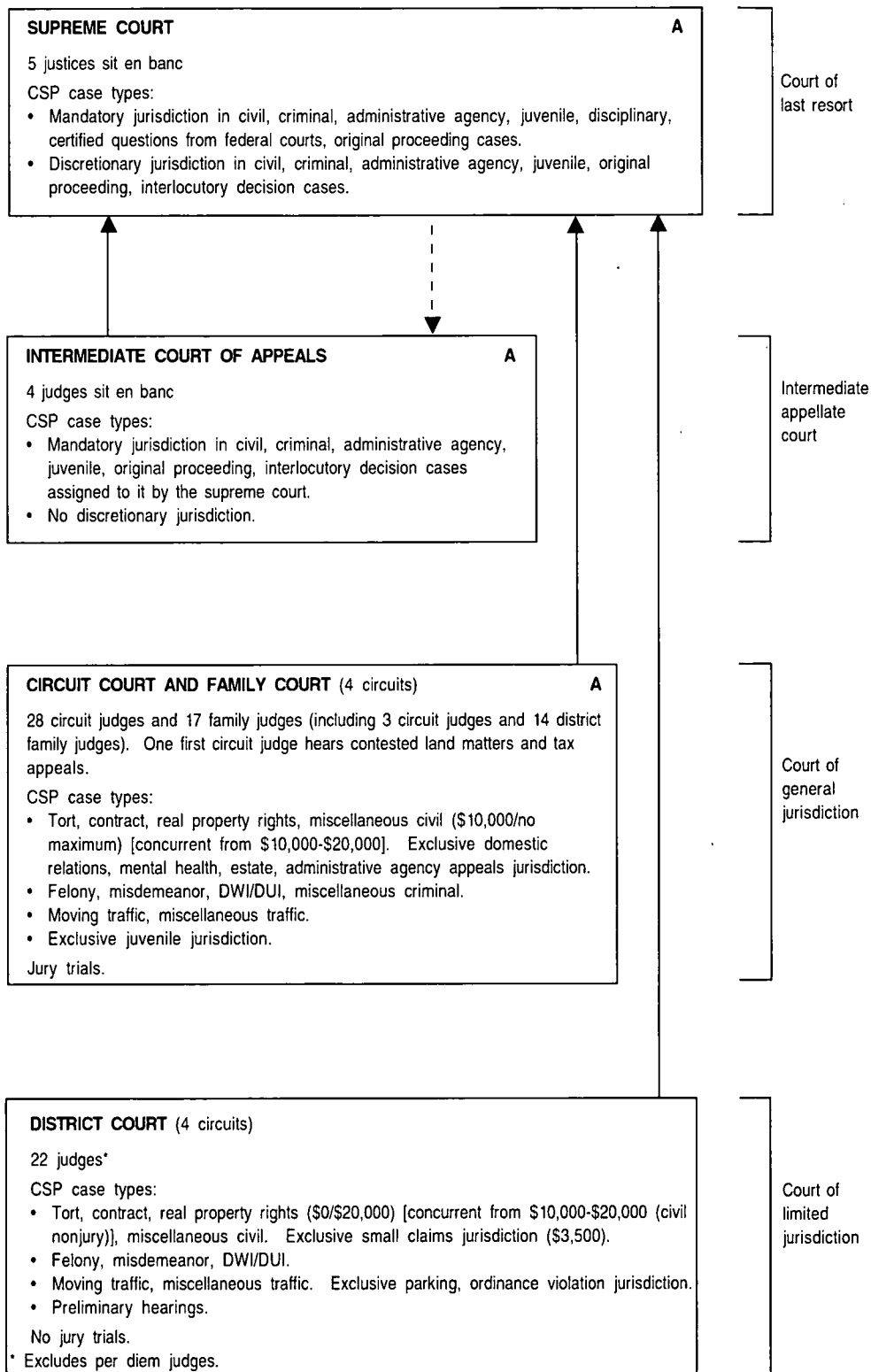
FLORIDA COURT STRUCTURE, 2001



GEORGIA COURT STRUCTURE, 2001

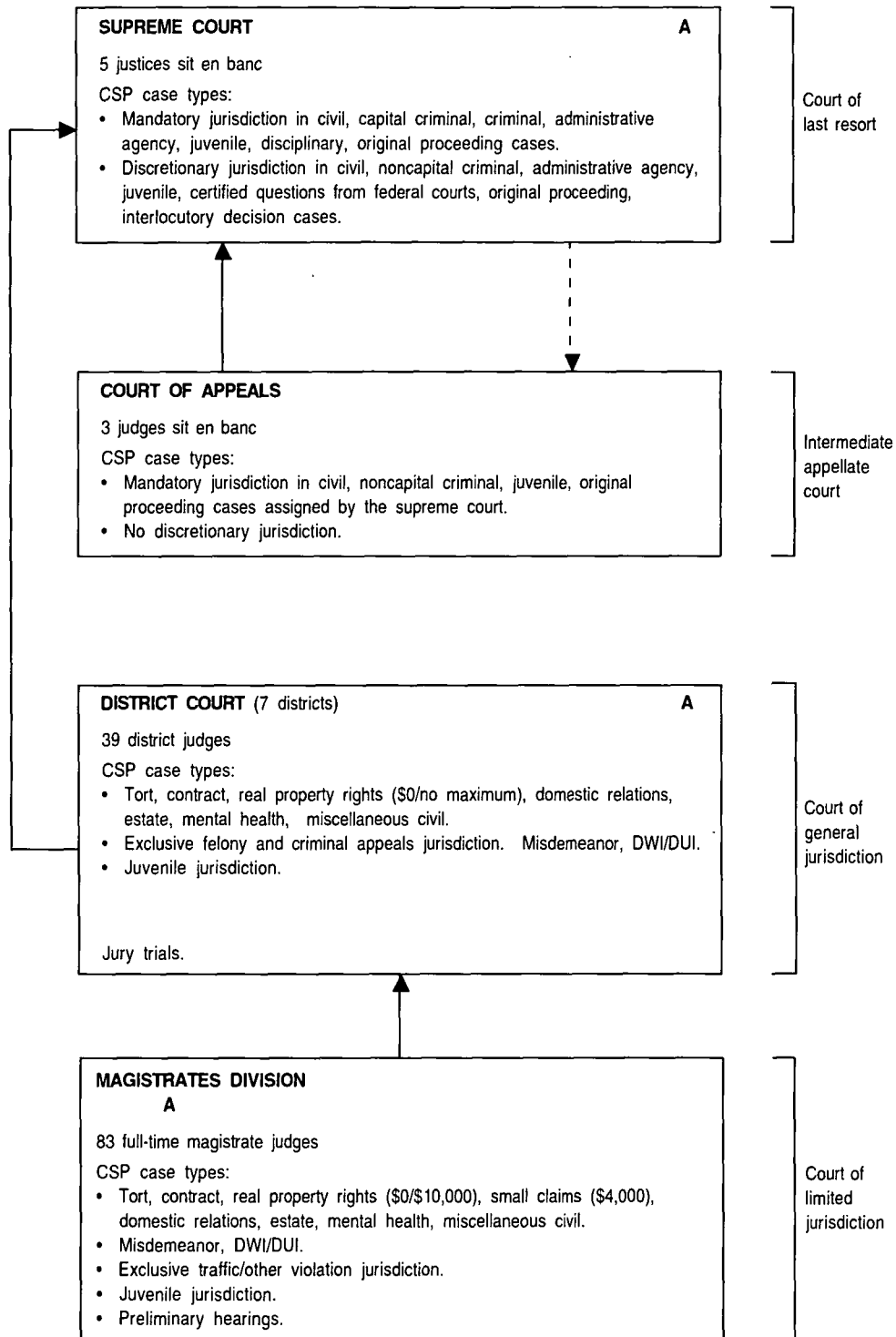


HAWAII COURT STRUCTURE, 2001



— — Indicates assignment of cases.

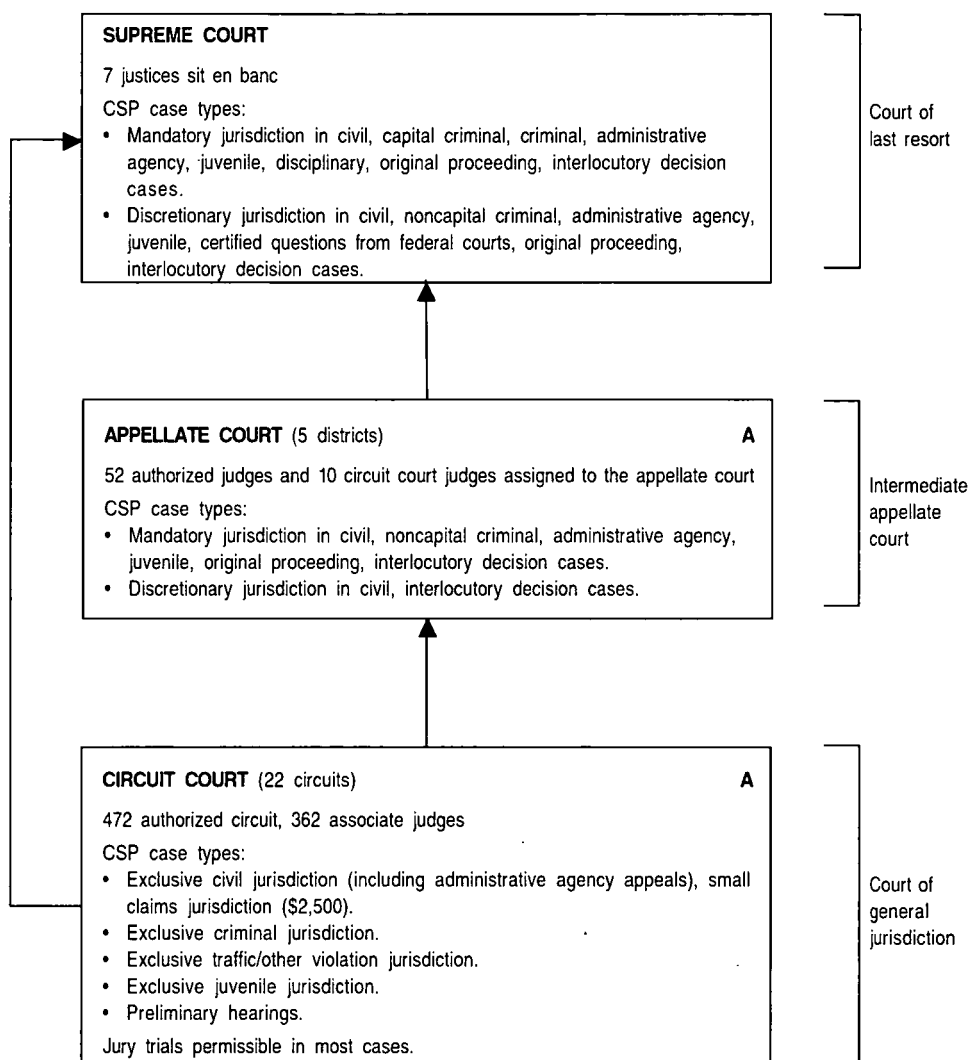
IDAHO COURT STRUCTURE, 2001



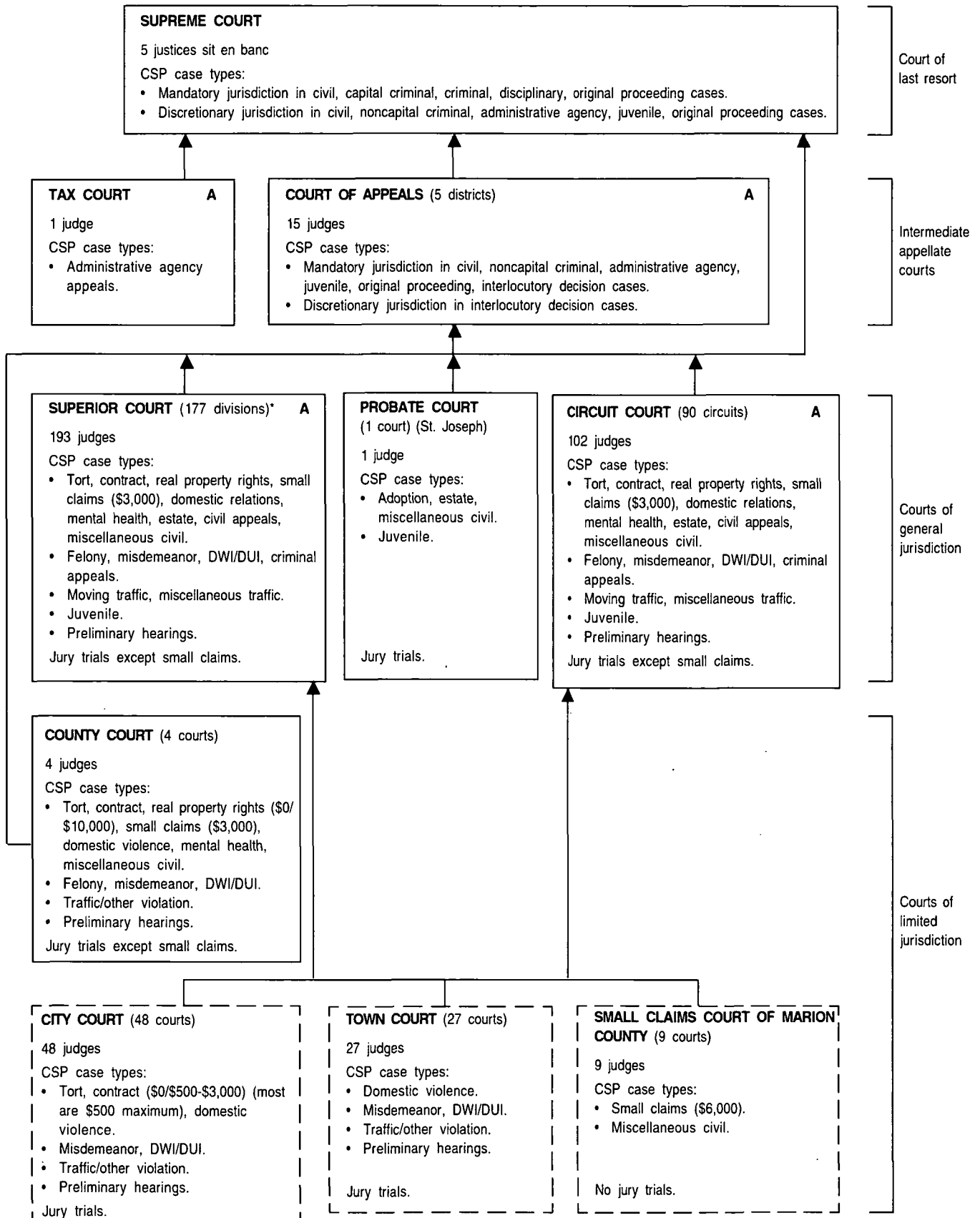
— — Indicates assignment of cases.

Note: The Magistrates Division of the District Court functions as a limited jurisdiction court.

ILLINOIS COURT STRUCTURE, 2001

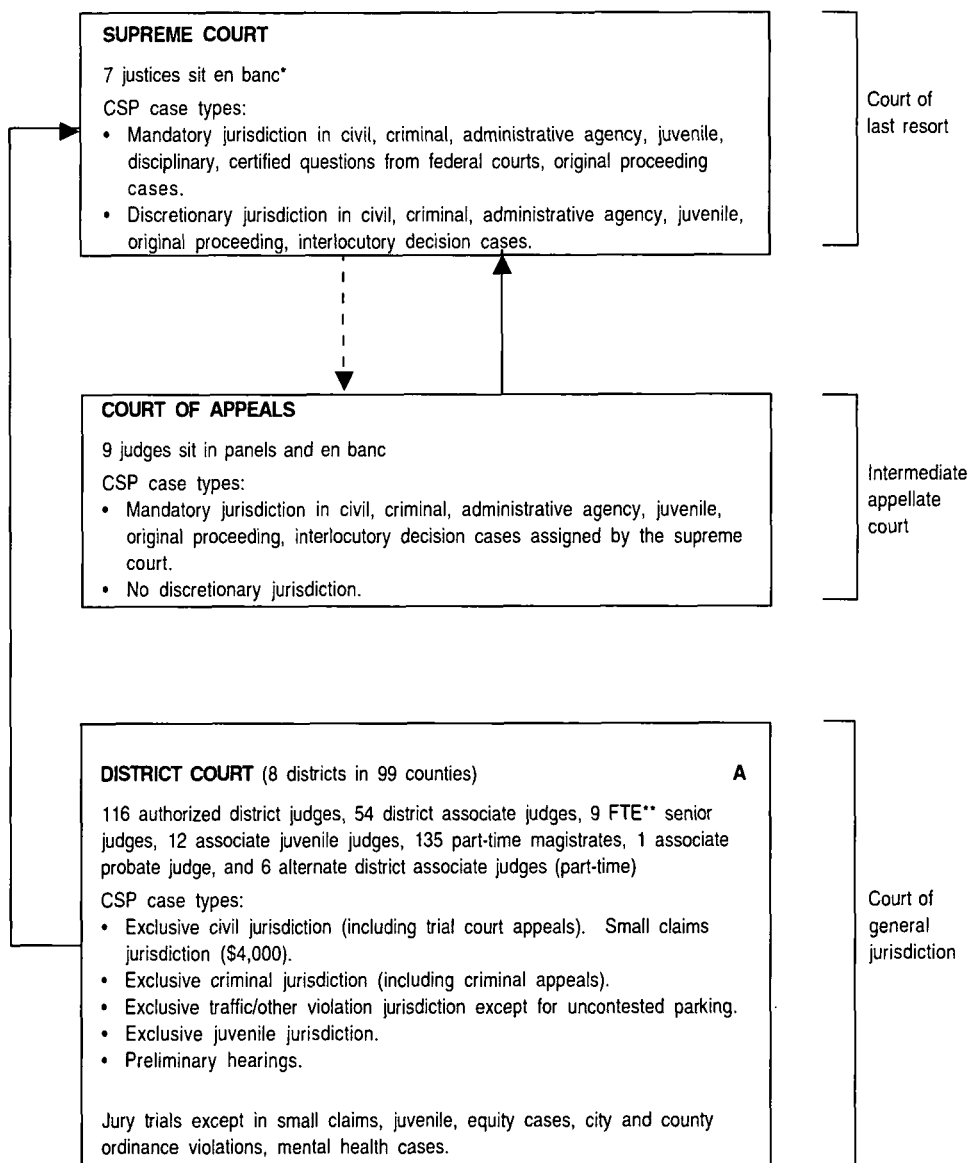


INDIANA COURT STRUCTURE, 2001



* Effective January 1, 1996, all Municipal Courts became Superior Courts.

IOWA COURT STRUCTURE, 2001

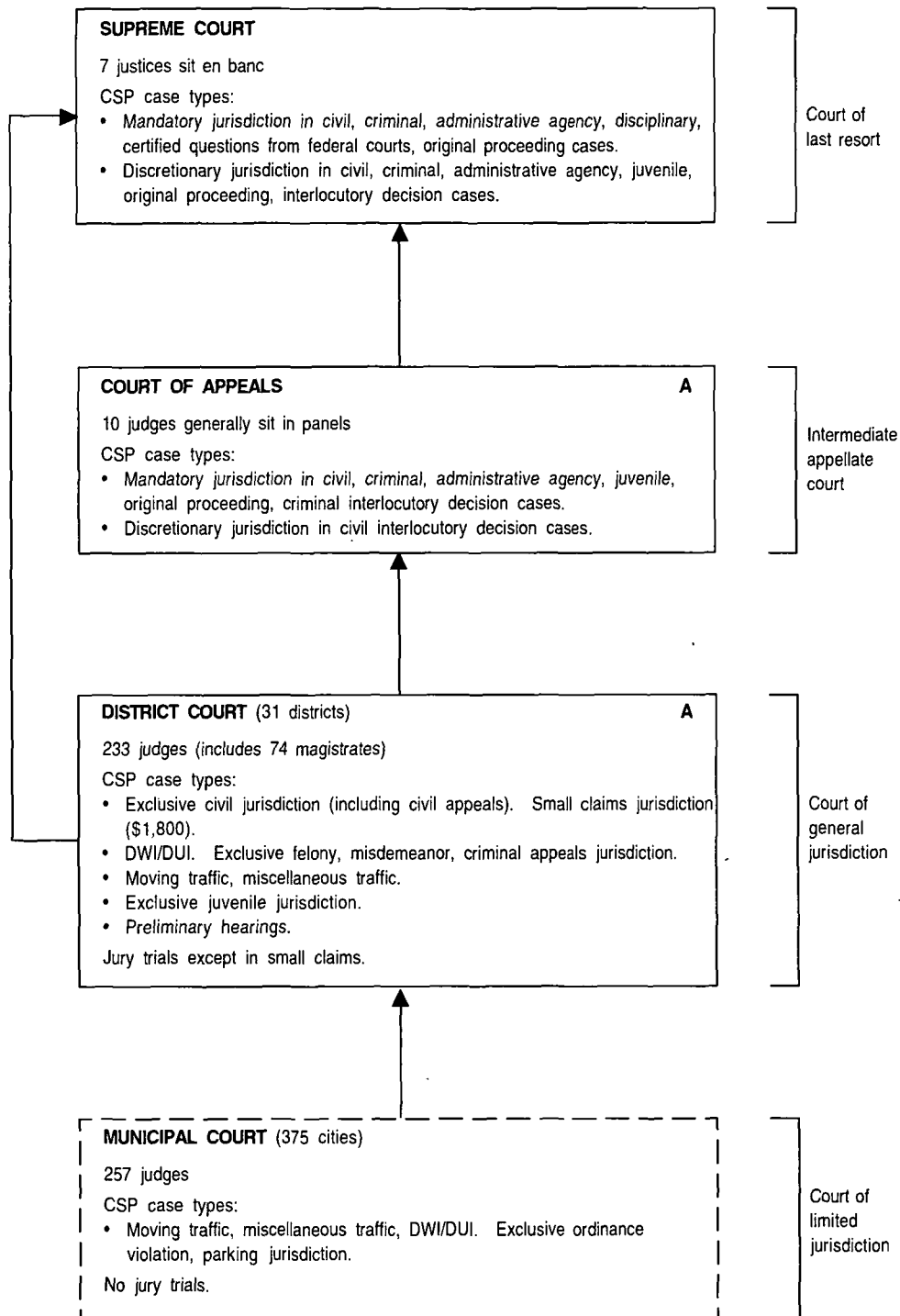


* As of January, 2000 the court no longer sits in panels; it decides en banc.

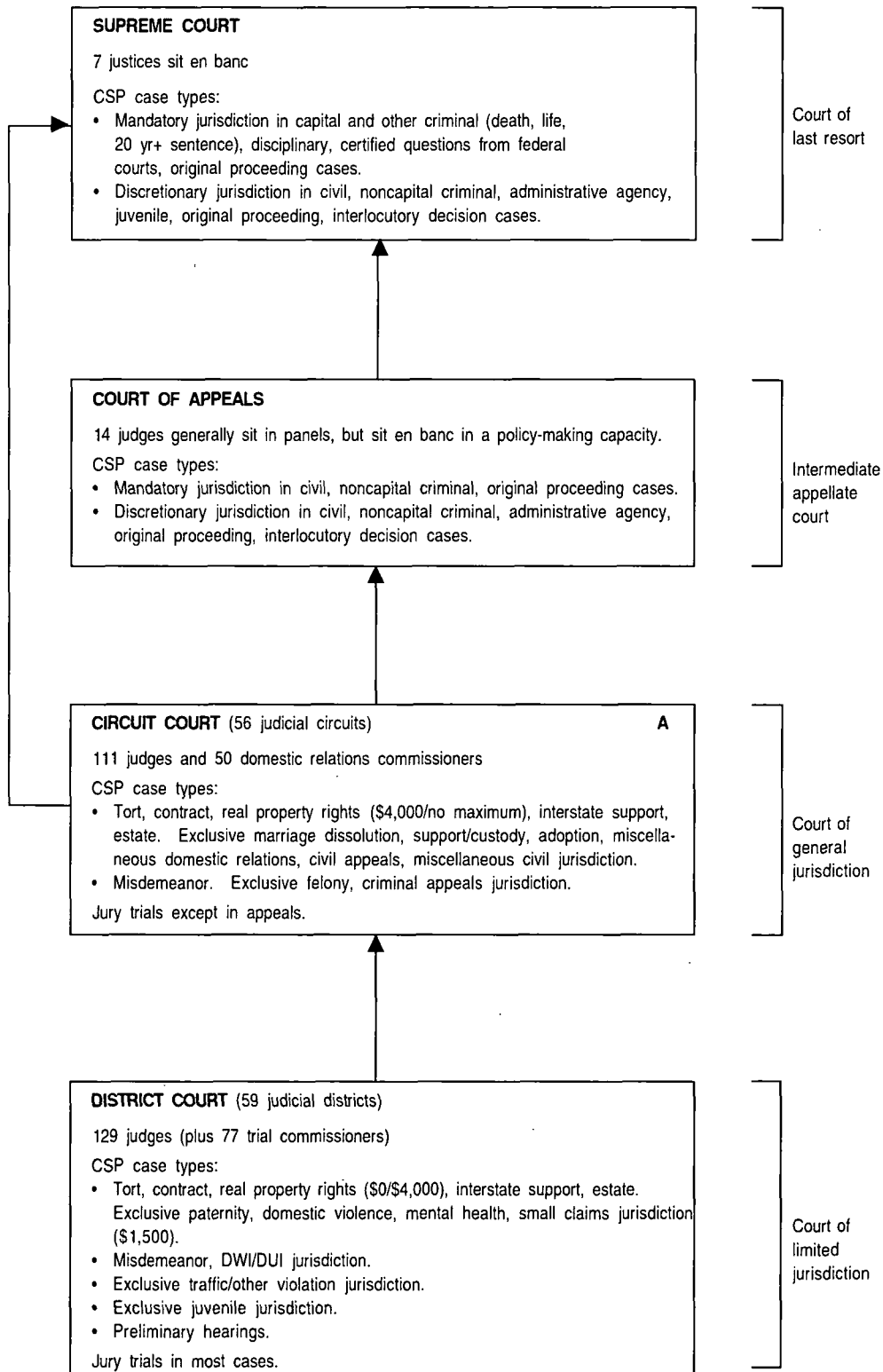
** Includes 37 senior judges who work 1/4 time. (No more than 13 weeks/year).

— Indicates assignment of cases.

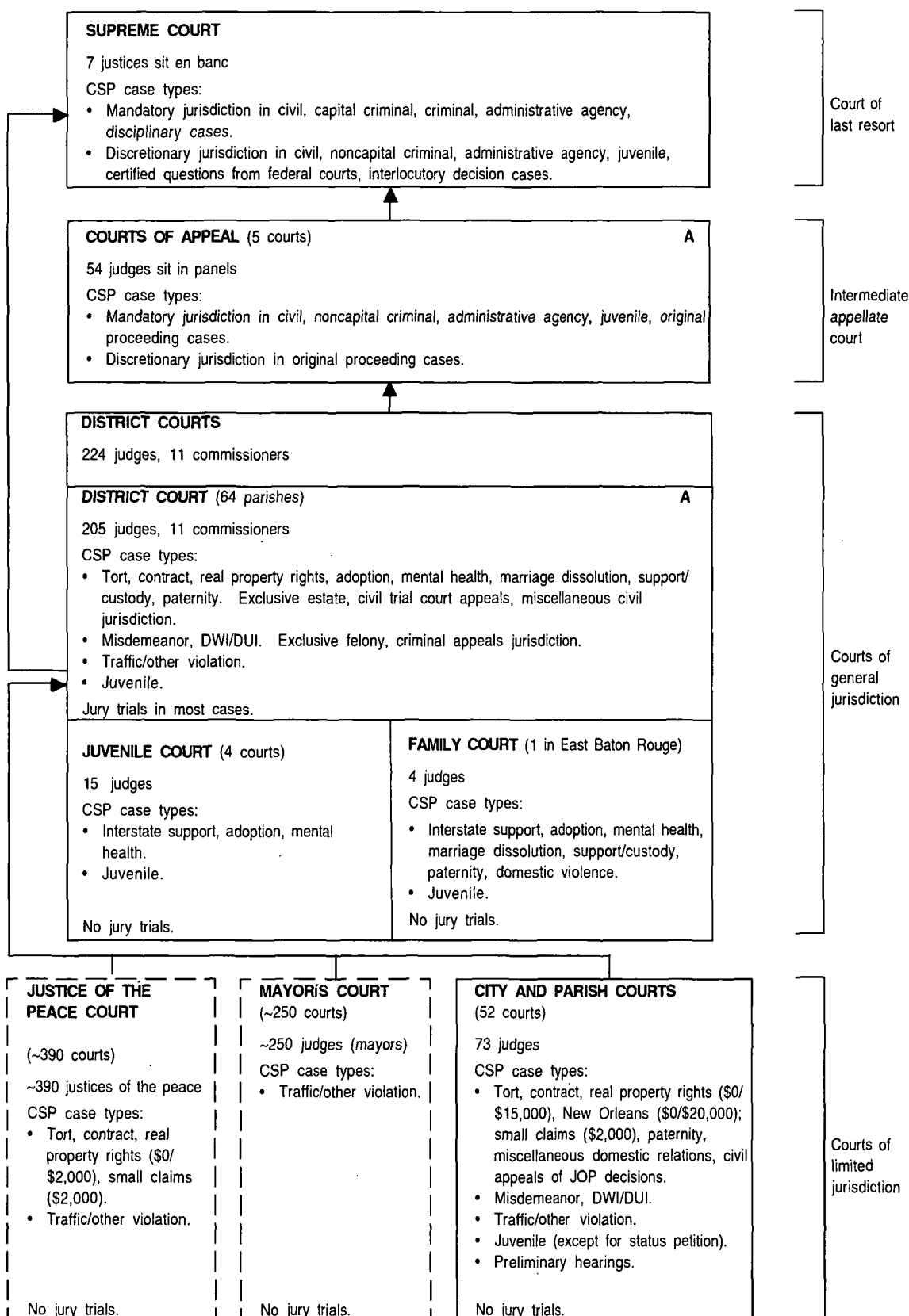
KANSAS COURT STRUCTURE, 2001



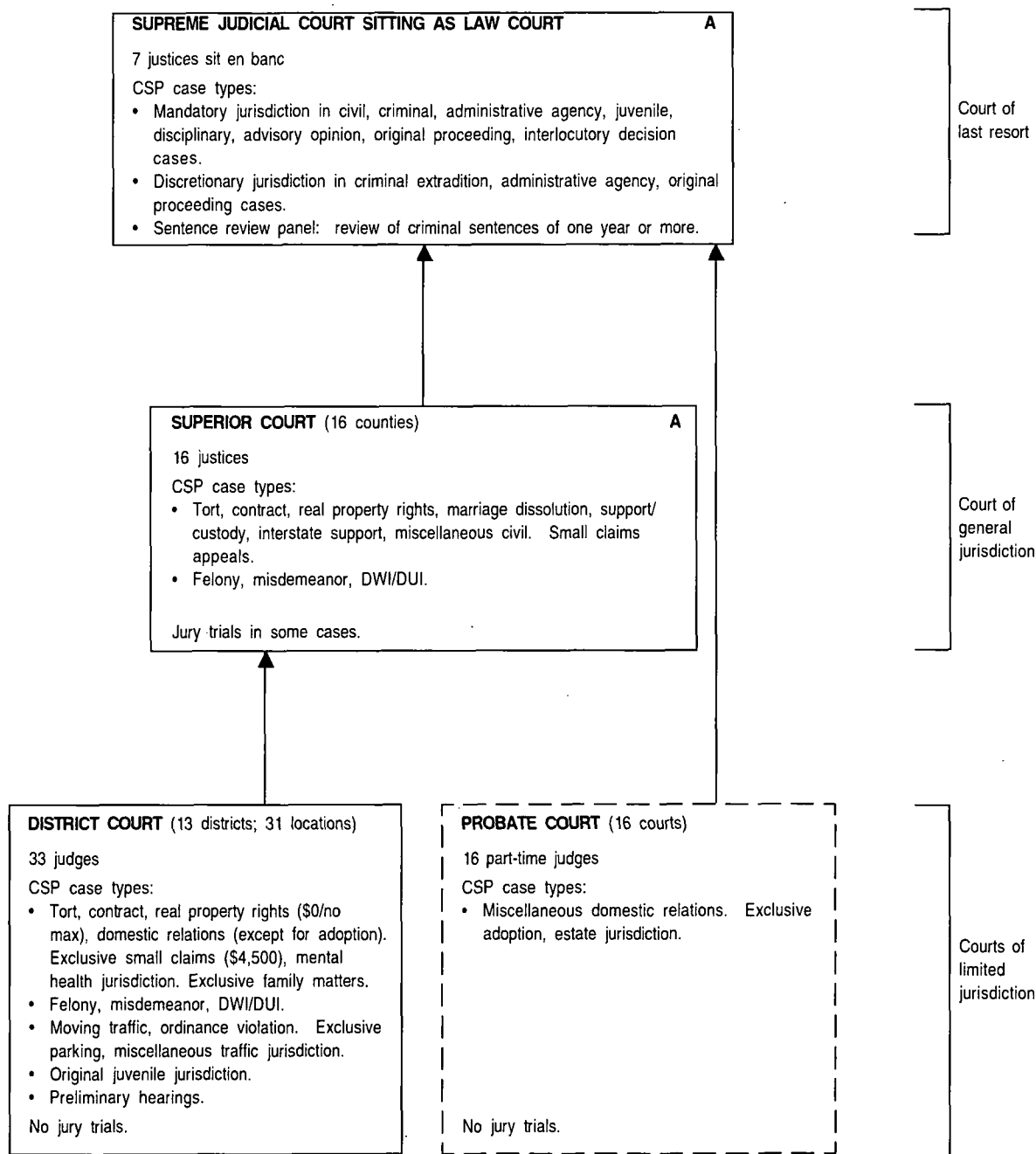
KENTUCKY COURT STRUCTURE, 2001



LOUISIANA COURT STRUCTURE, 2001

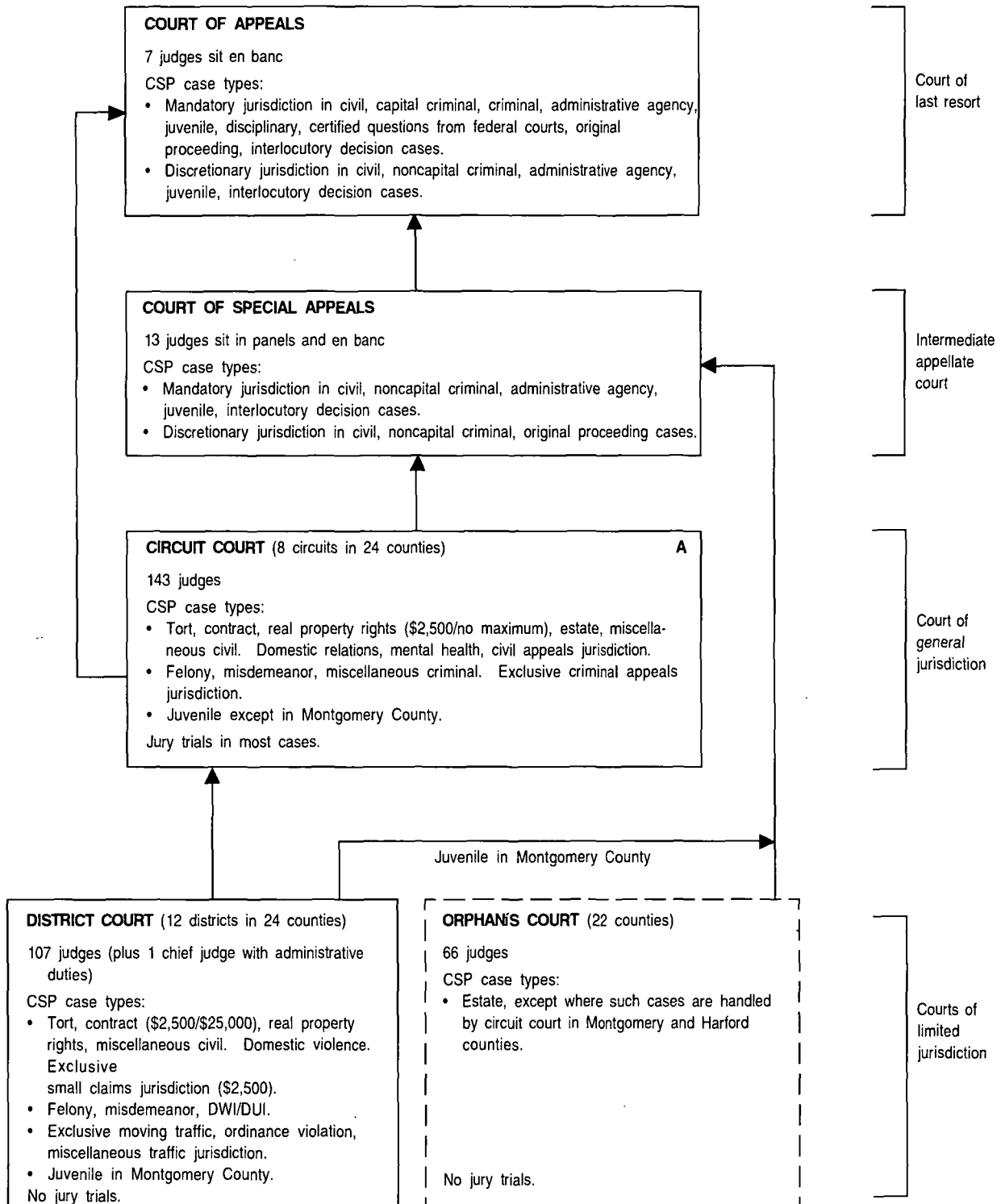


MAINE COURT STRUCTURE, 2001

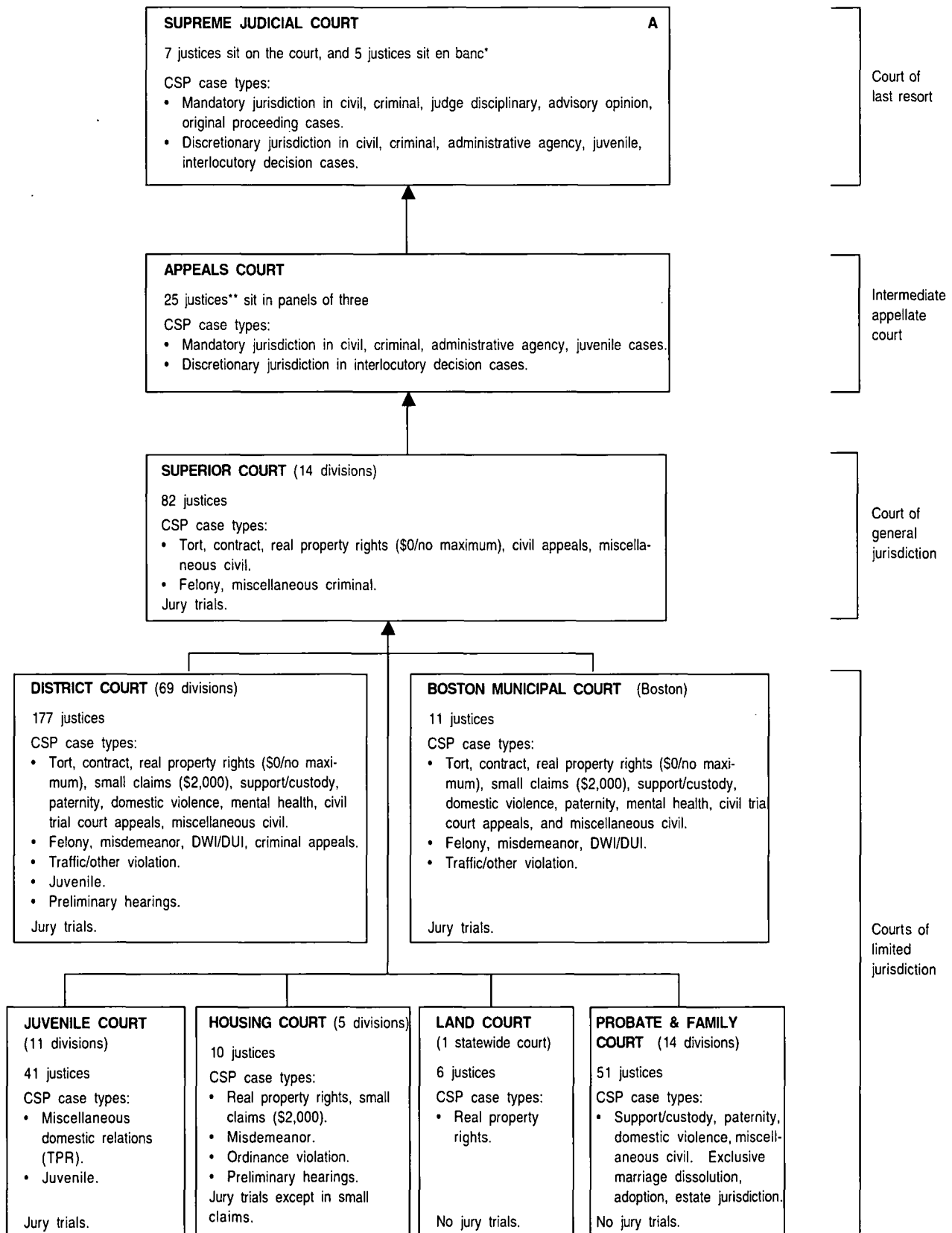


*The Administrative Court was eliminated effective March 15, 2001, with the caseload absorbed by District Court.

MARYLAND COURT STRUCTURE, 2001

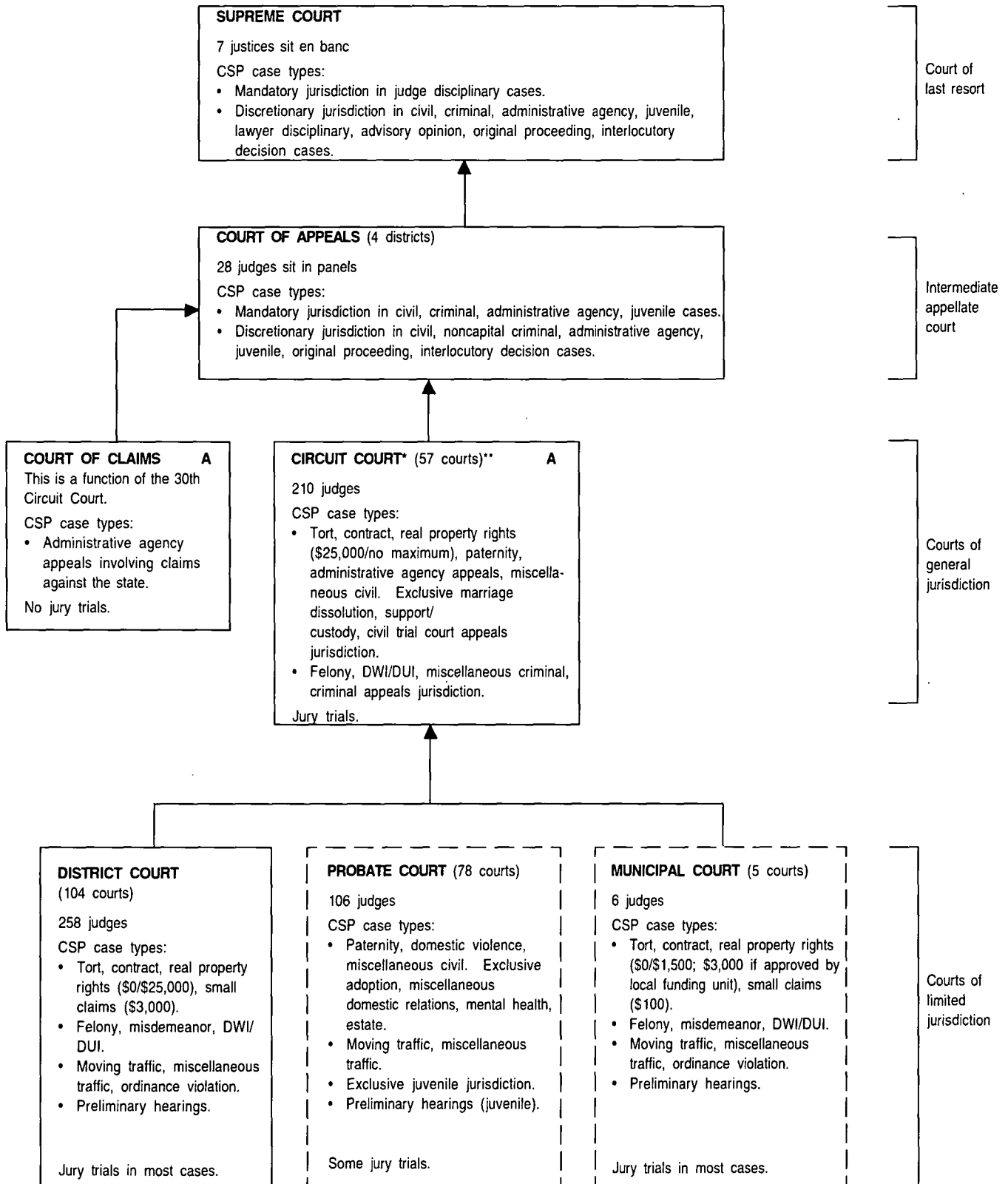


MASSACHUSETTS COURT STRUCTURE, 2001



* The justices also sit individually in the "single justice" side of the court, on a rotating basis.

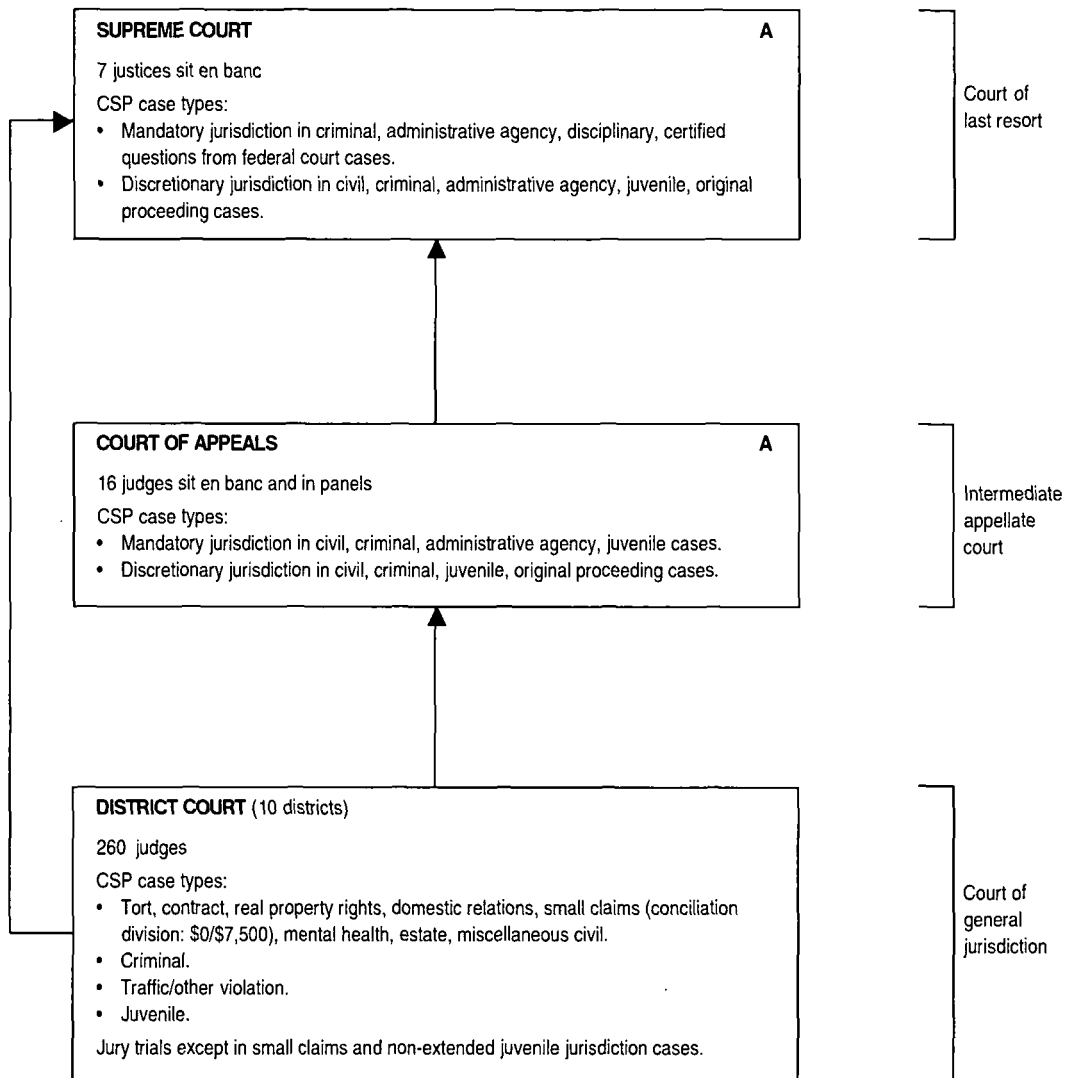
MICHIGAN COURT STRUCTURE, 2001



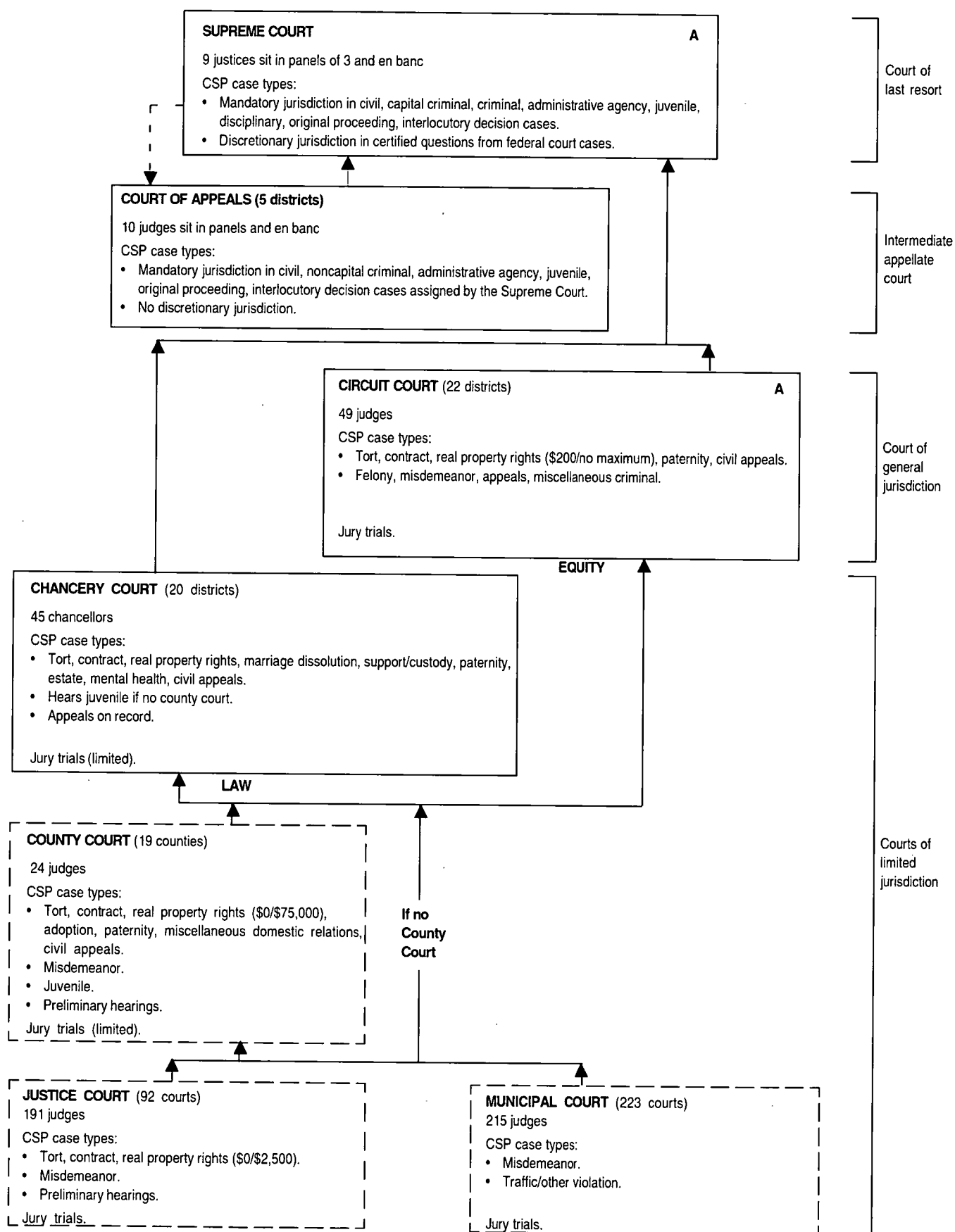
* The Recorder's Court of Detroit merged with the Circuit Court effective October 1, 1997.

** A Family Division of Circuit Court became operational on January 1, 1998.

MINNESOTA COURT STRUCTURE, 2001



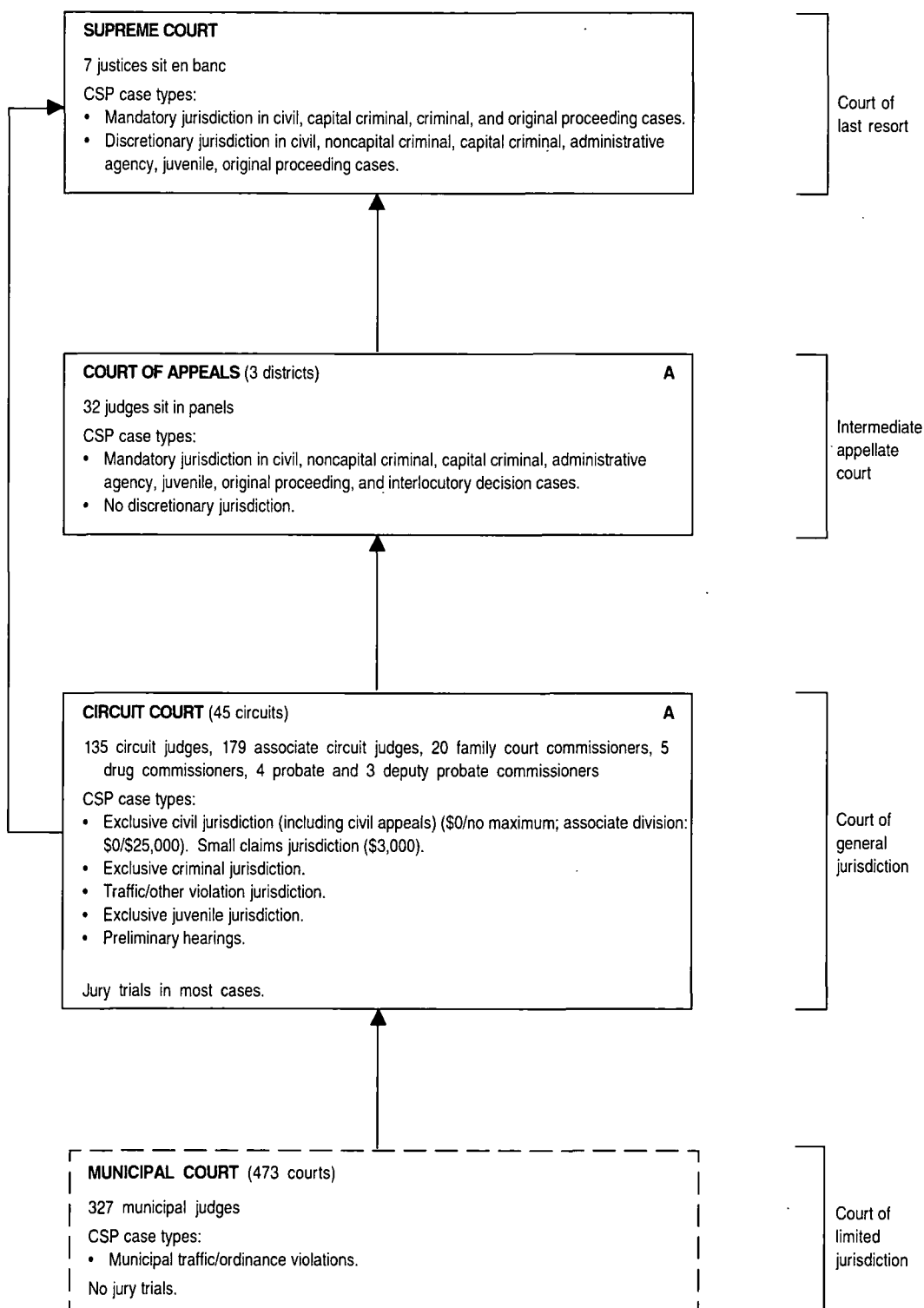
MISSISSIPPI COURT STRUCTURE, 2001



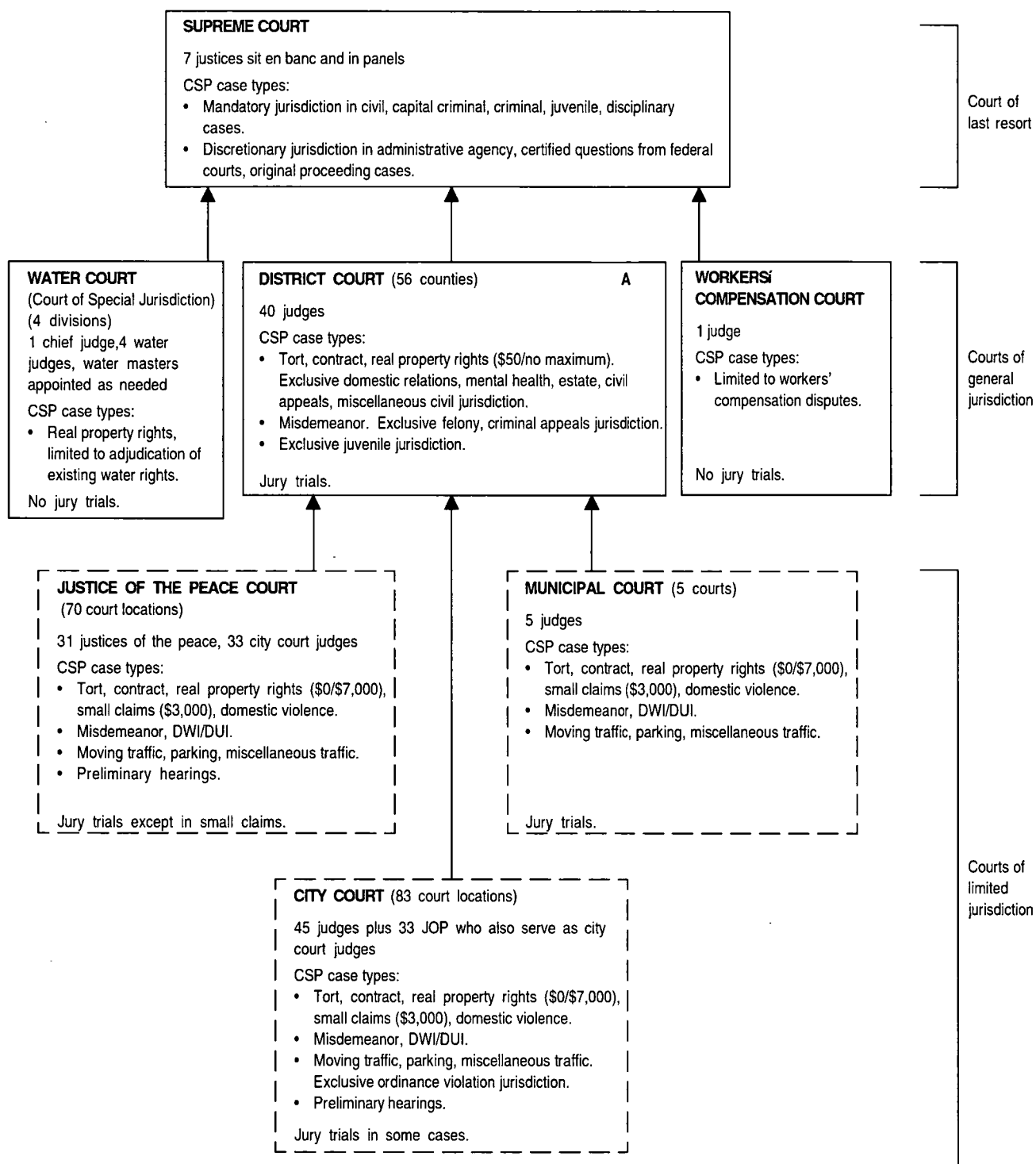
* The Family Court was abolished July 1, 1999 and merged into County Court.

- - Indicates assignment of cases.

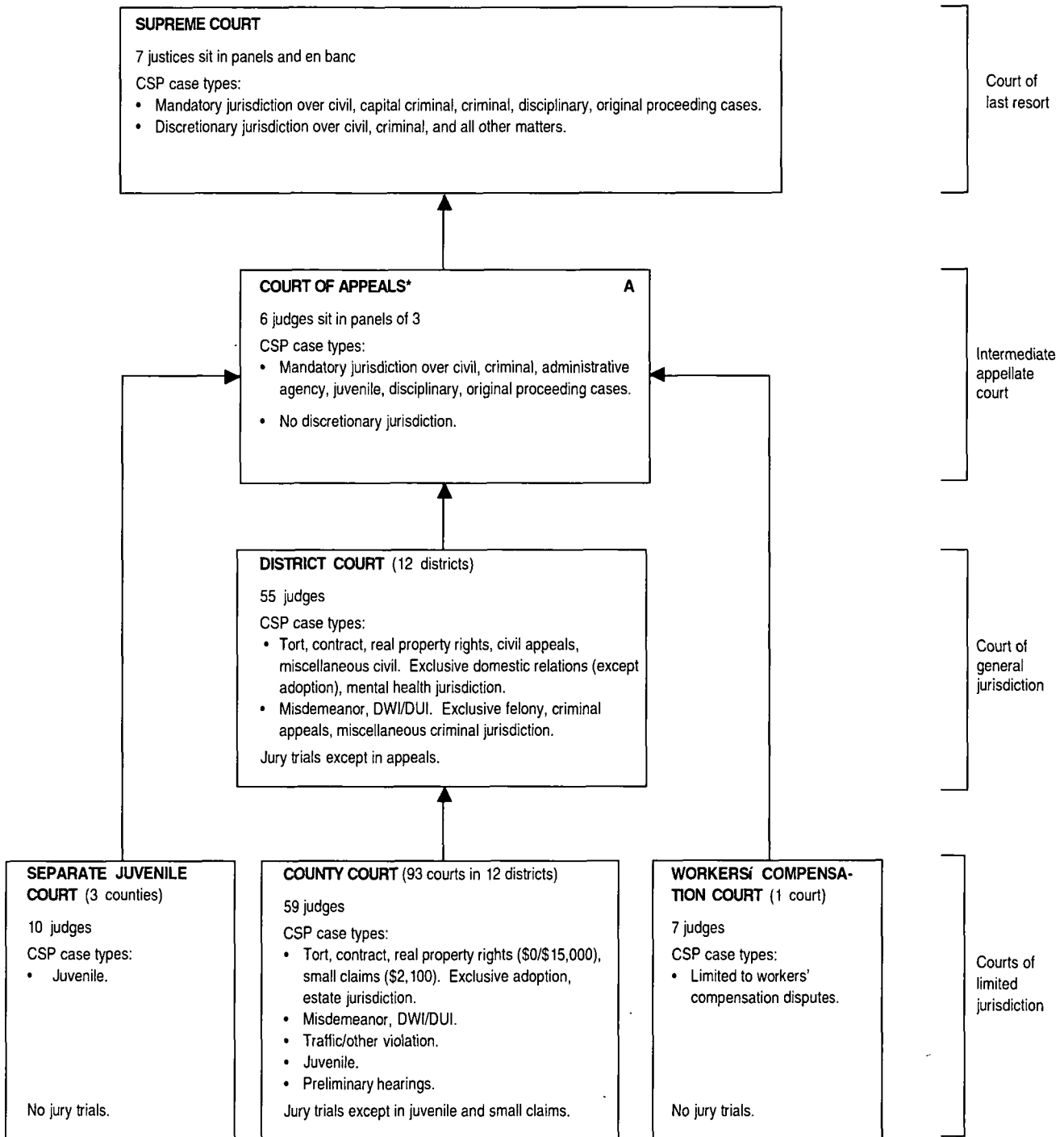
MISSOURI COURT STRUCTURE, 2001



MONTANA COURT STRUCTURE, 2001

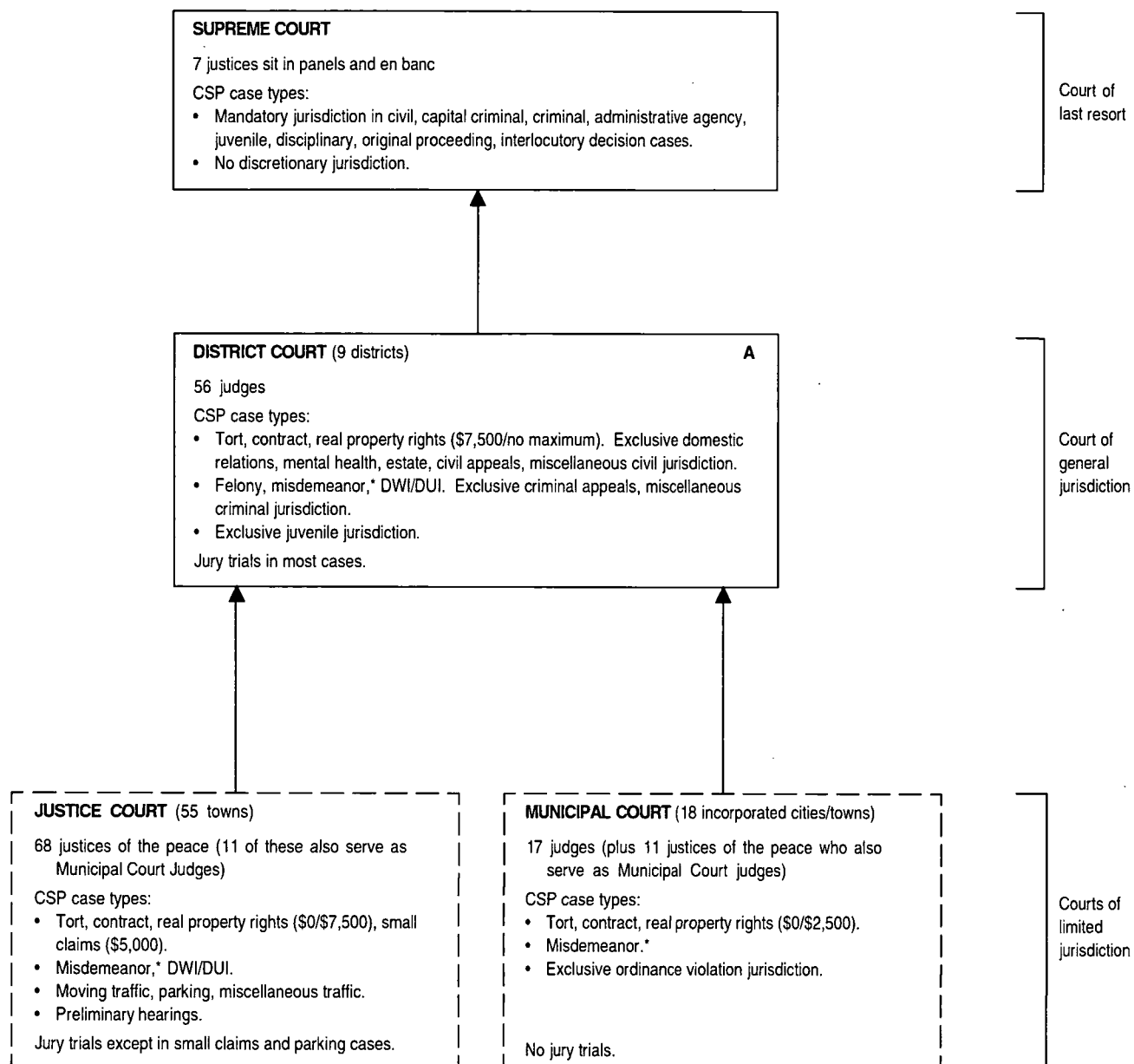


NEBRASKA COURT STRUCTURE, 2001



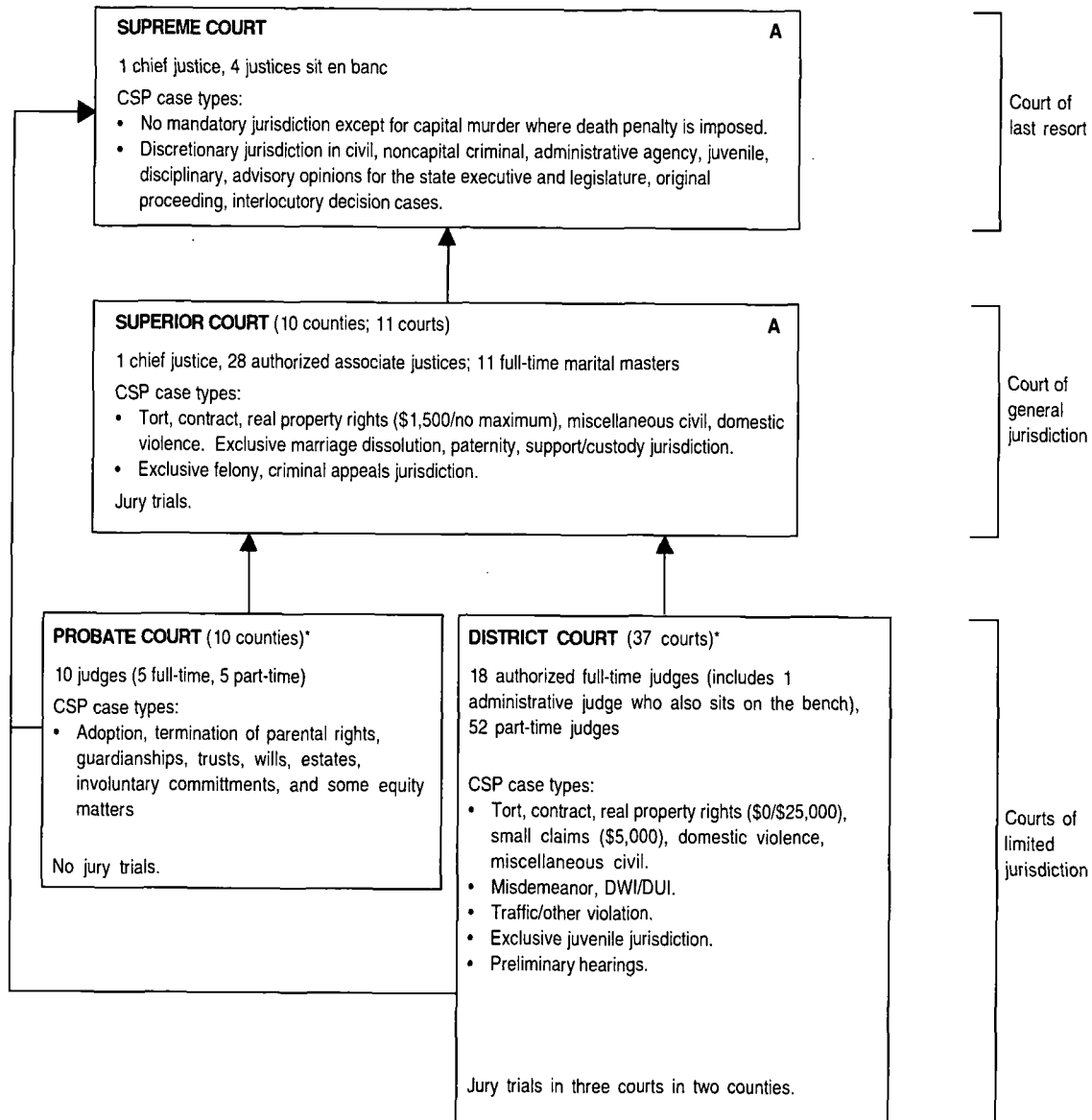
* The Nebraska Court of Appeals was established September 6, 1991.

NEVADA COURT STRUCTURE, 2001



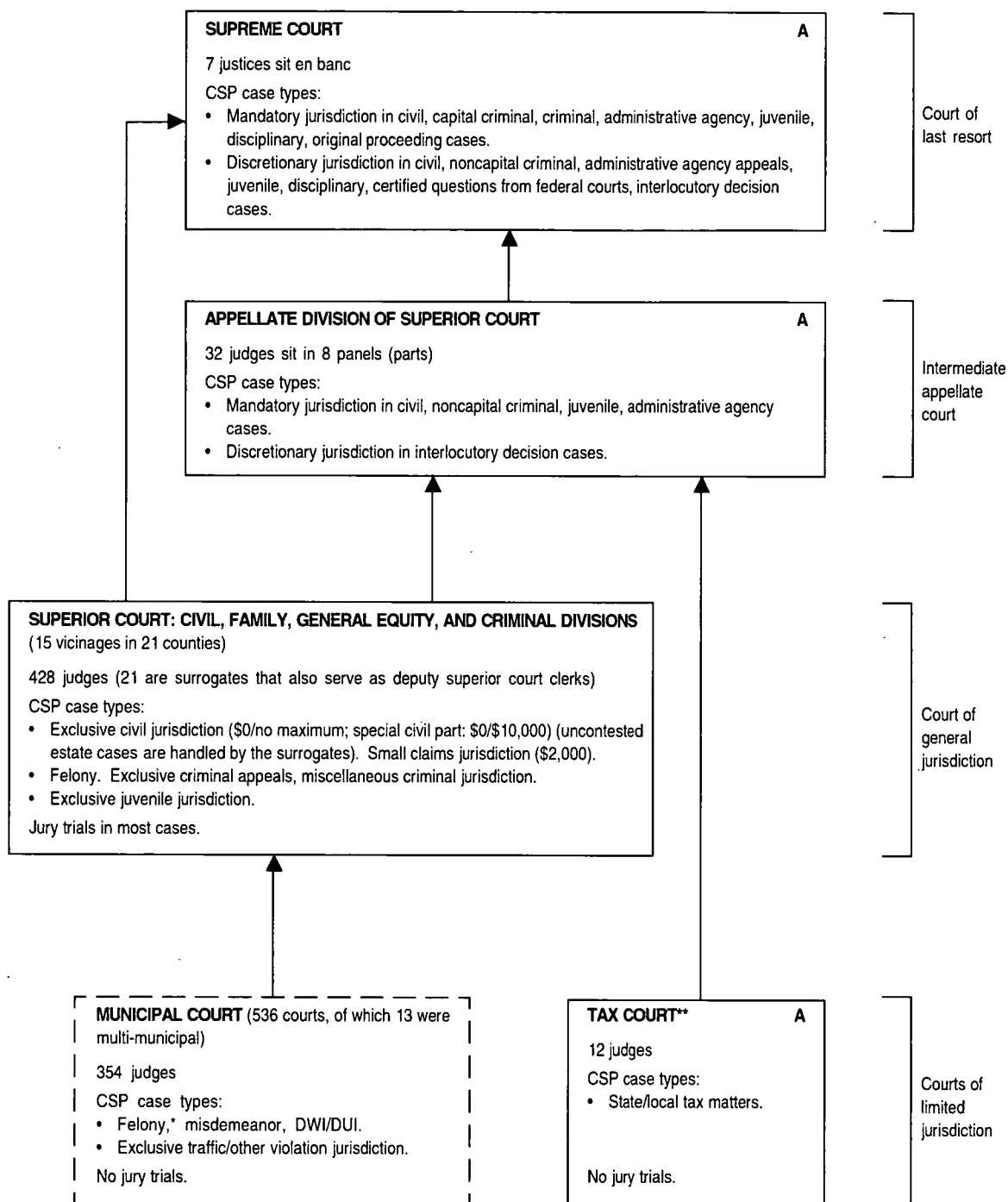
* District Court hears gross misdemeanor cases; Justice & Municipal Courts hear misdemeanors with fines under \$1,000 and/or sentence of less than six months.

NEW HAMPSHIRE COURT STRUCTURE, 2001



* A Family Division Pilot Program was created by the Legislature in 1995 and operates in six district courts and two probate courts. The Family Division Pilot Program includes domestic violence, juvenile, marital matters, termination of parental rights, adoptions, and guardianships over minors in two counties. The municipal court merged with the District Court in May, 2000.

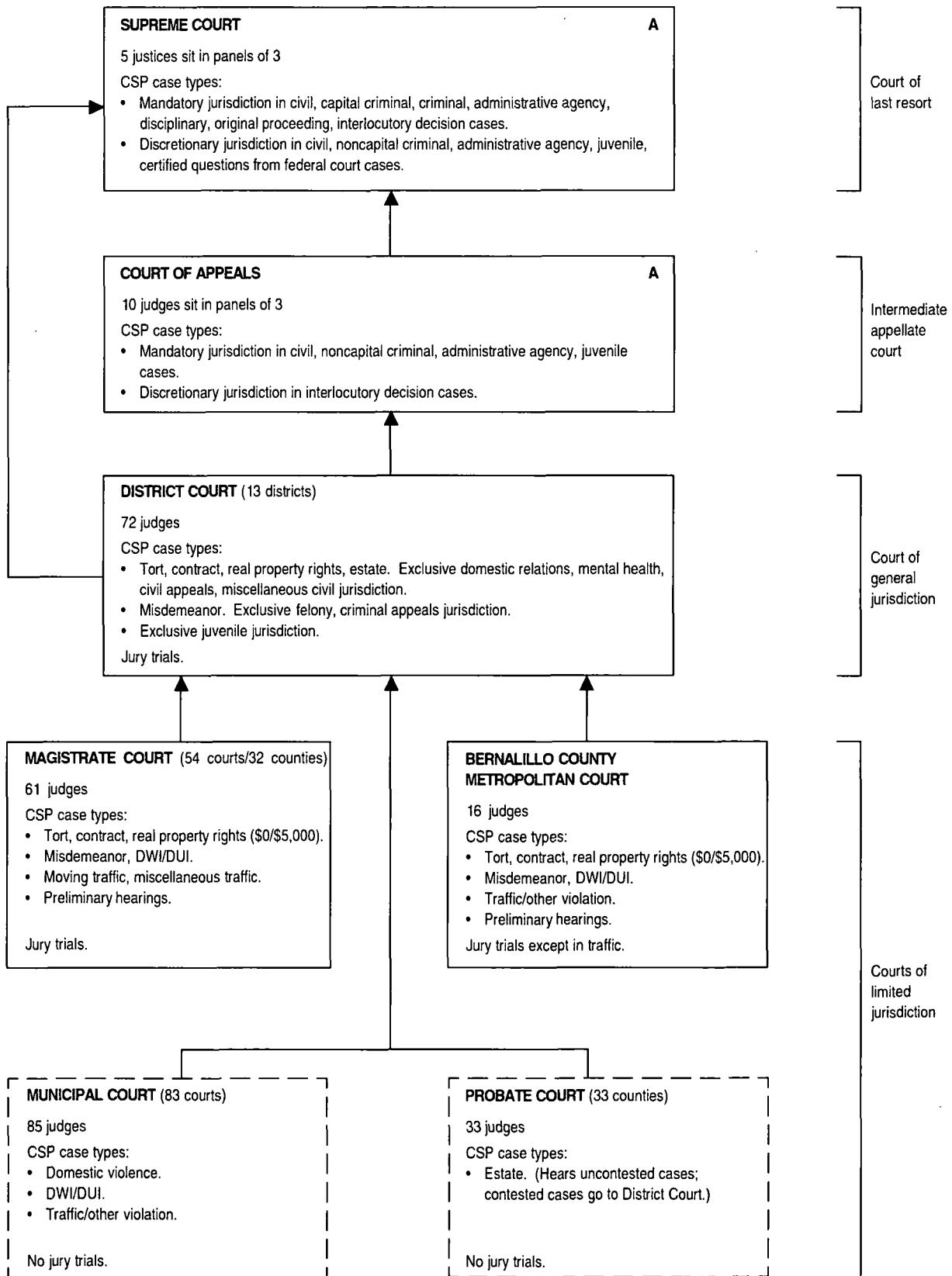
NEW JERSEY COURT STRUCTURE, 2001



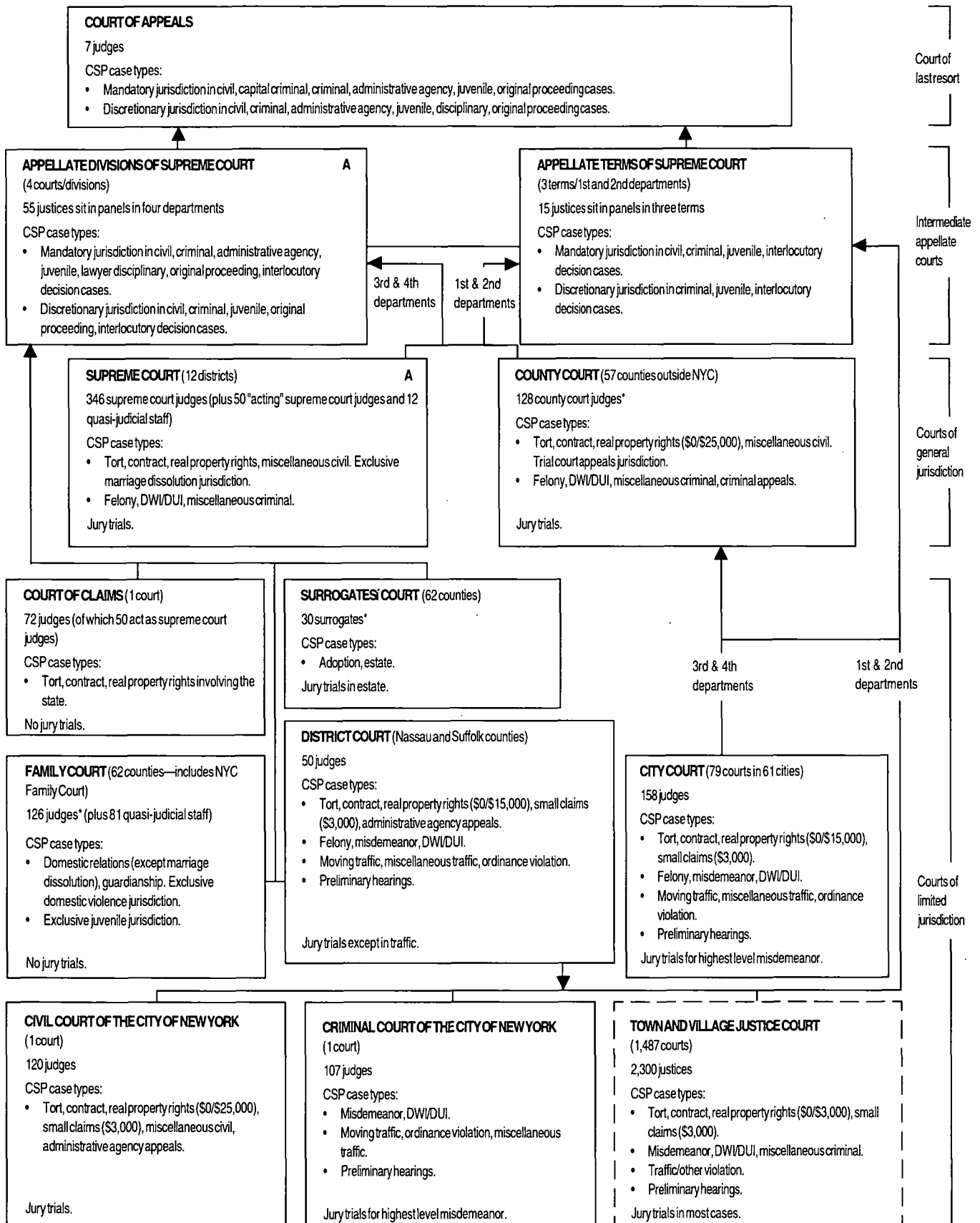
* Felony cases are handled on first appearance in the Municipal Courts and then are transferred through the county Prosecutor's office to the Superior Court.

** Tax court is considered a limited jurisdiction court because of its specialized subject matter. Nevertheless, it receives appeals from administrative bodies and its cases are appealed to the intermediate appellate court. Tax court judges have the same general qualifications and terms of service as superior court judges and can be cross assigned.

NEW MEXICO COURT STRUCTURE, 2001

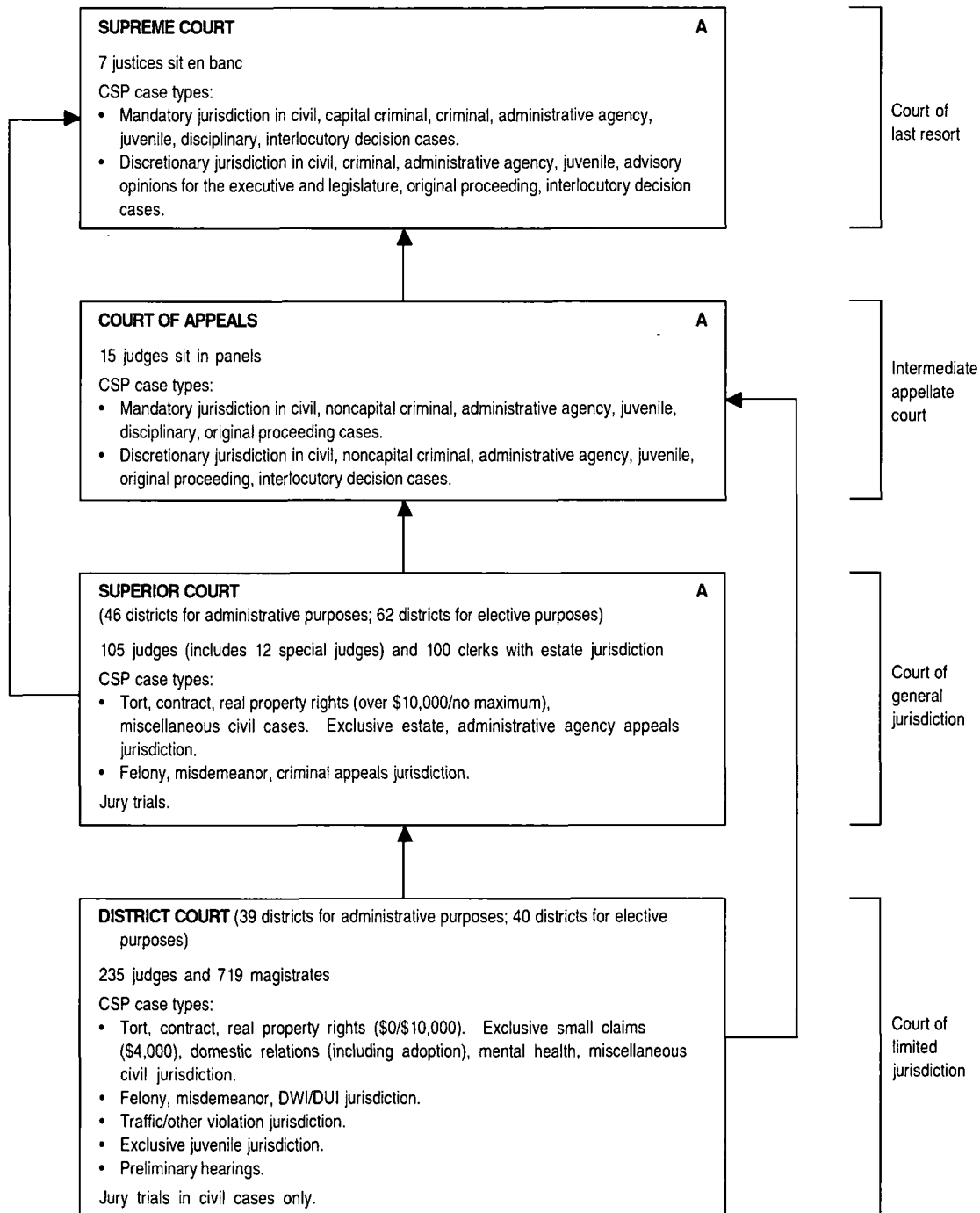


NEW YORK COURT STRUCTURE, 2001*

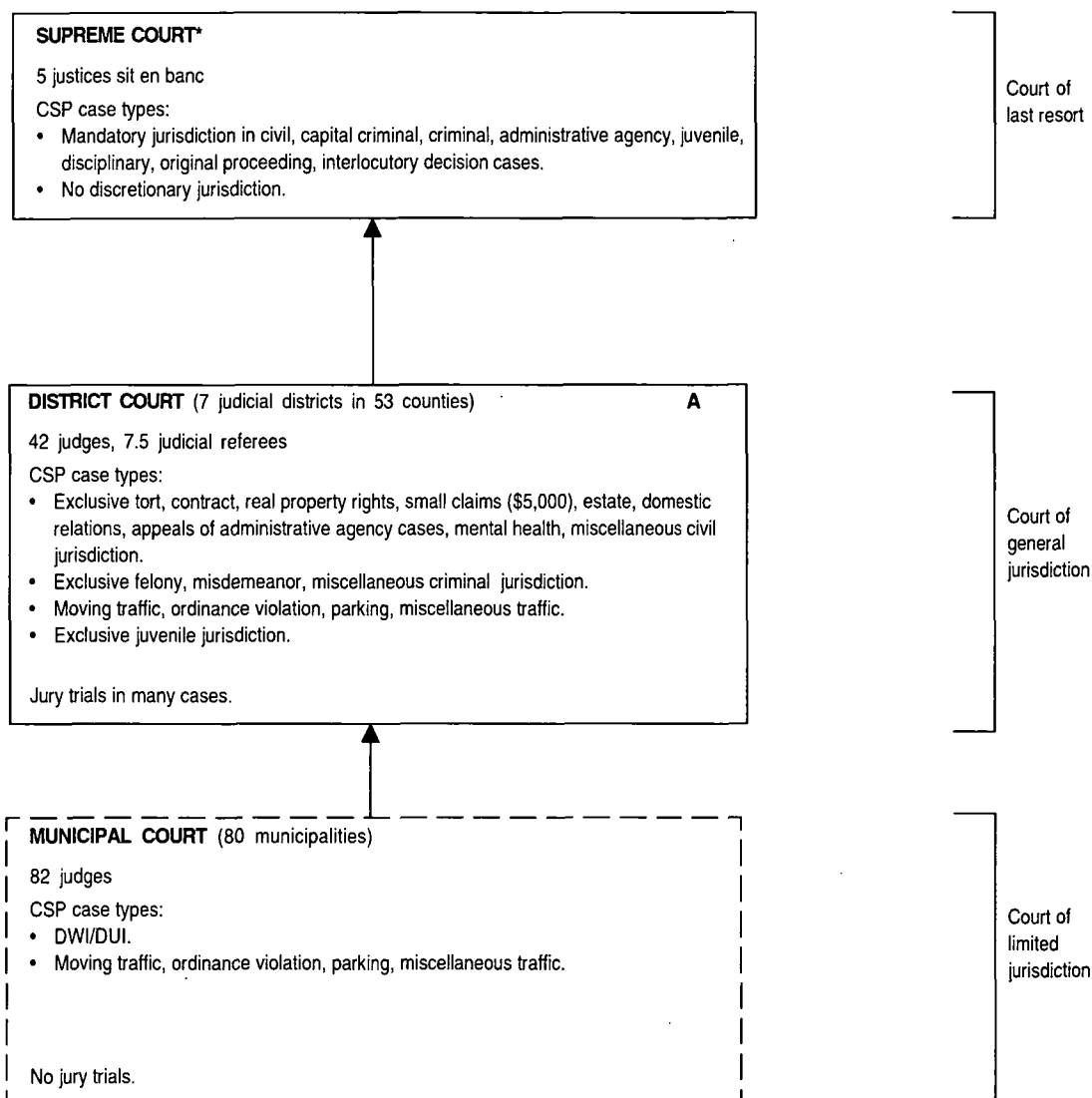


* Unless otherwise noted, numbers reflect statutory authorization. Many judges sit in more than one court so the number of judgeships indicated in this chart does not reflect the actual number of judges in the system. Fifty County Court judges also serve Surrogates' Court and six County Court judges also serve Family Court..

NORTH CAROLINA COURT STRUCTURE, 2001

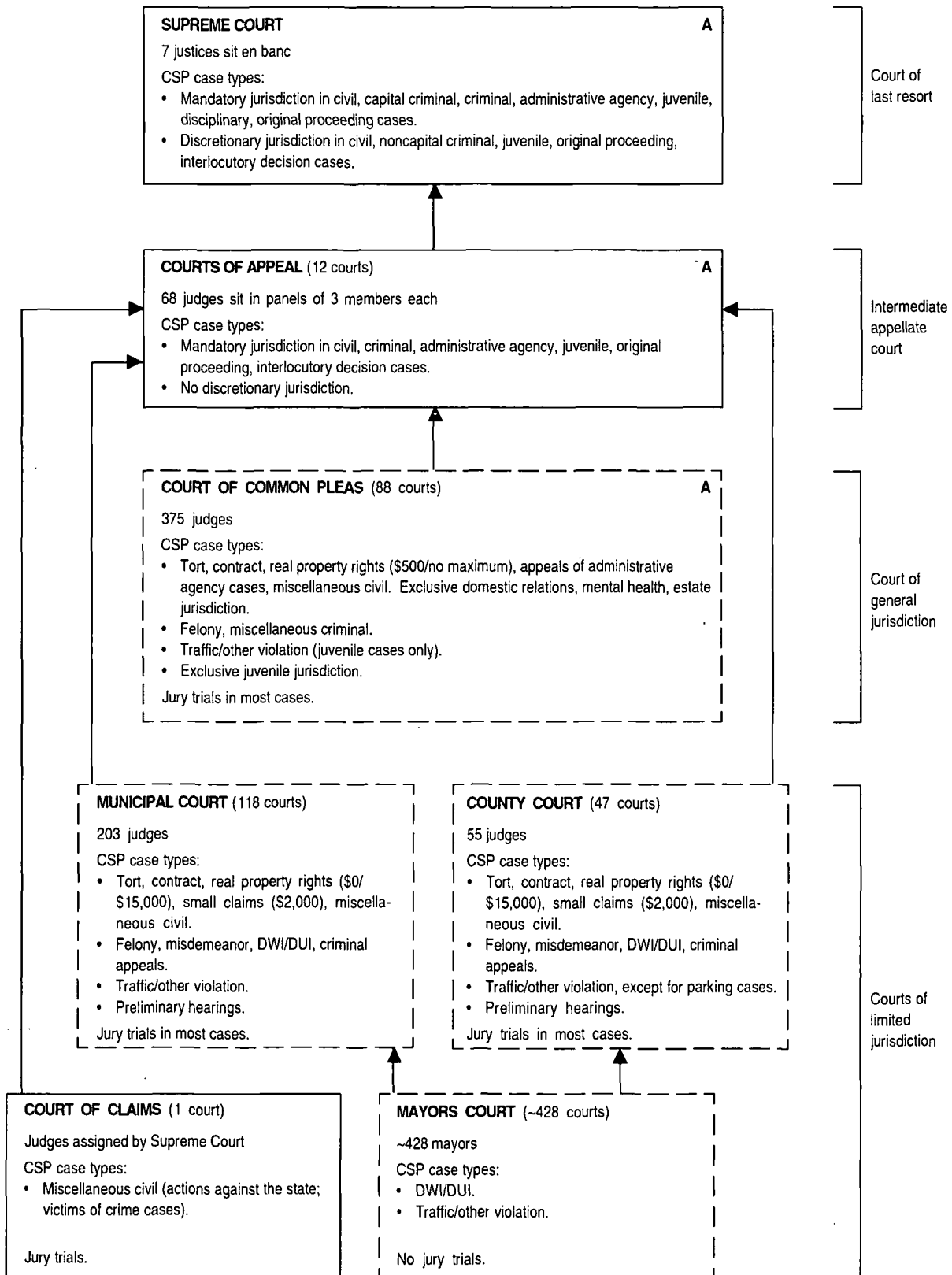


NORTH DAKOTA COURT STRUCTURE, 2001

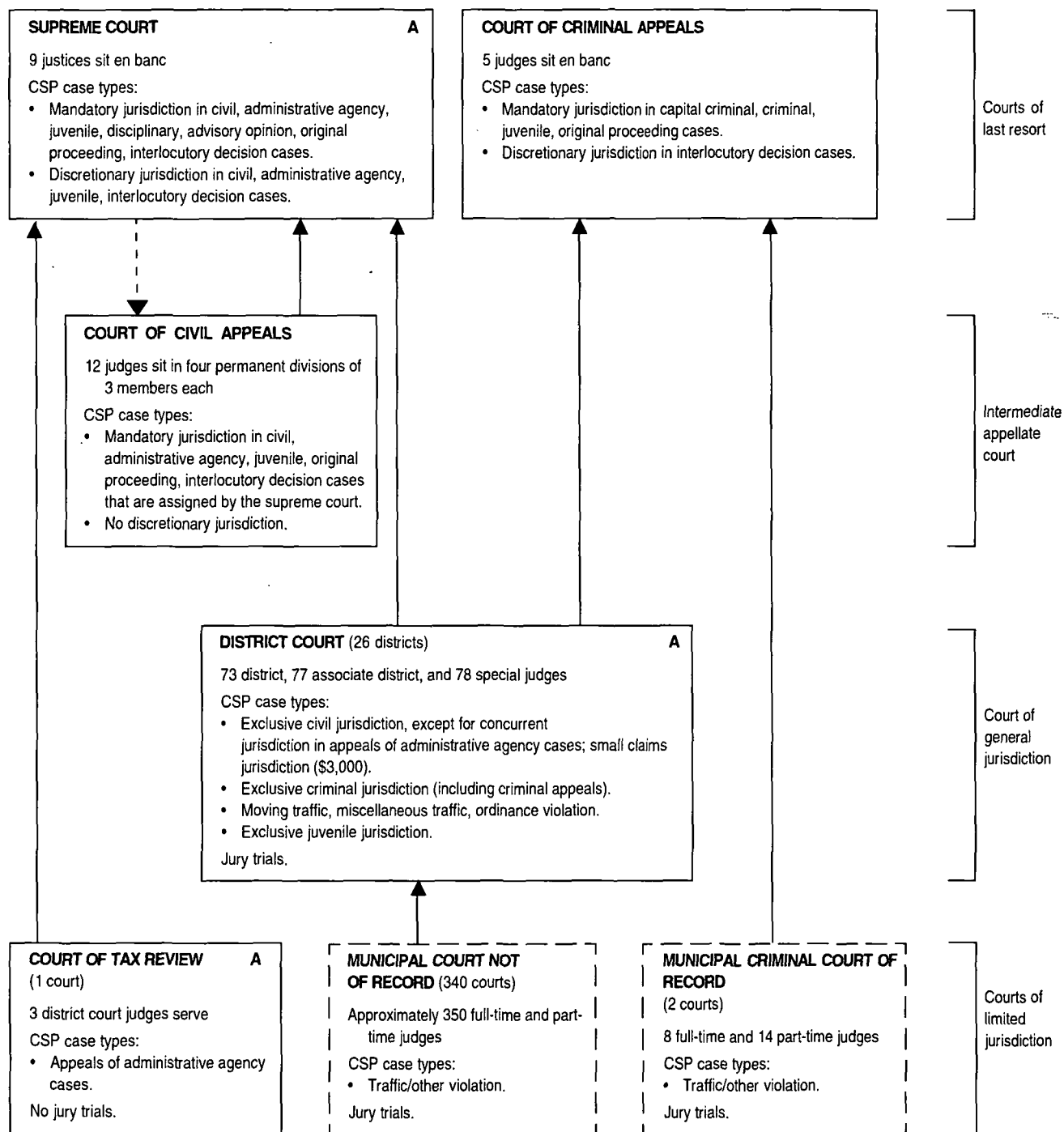


* A temporary court of appeals was established July 1, 1987, to exercise appellate and original jurisdiction as delegated by the supreme court. This court does not sit, has no assigned judges, and has heard no appeals. It is currently unfunded.

OHIO COURT STRUCTURE, 2001



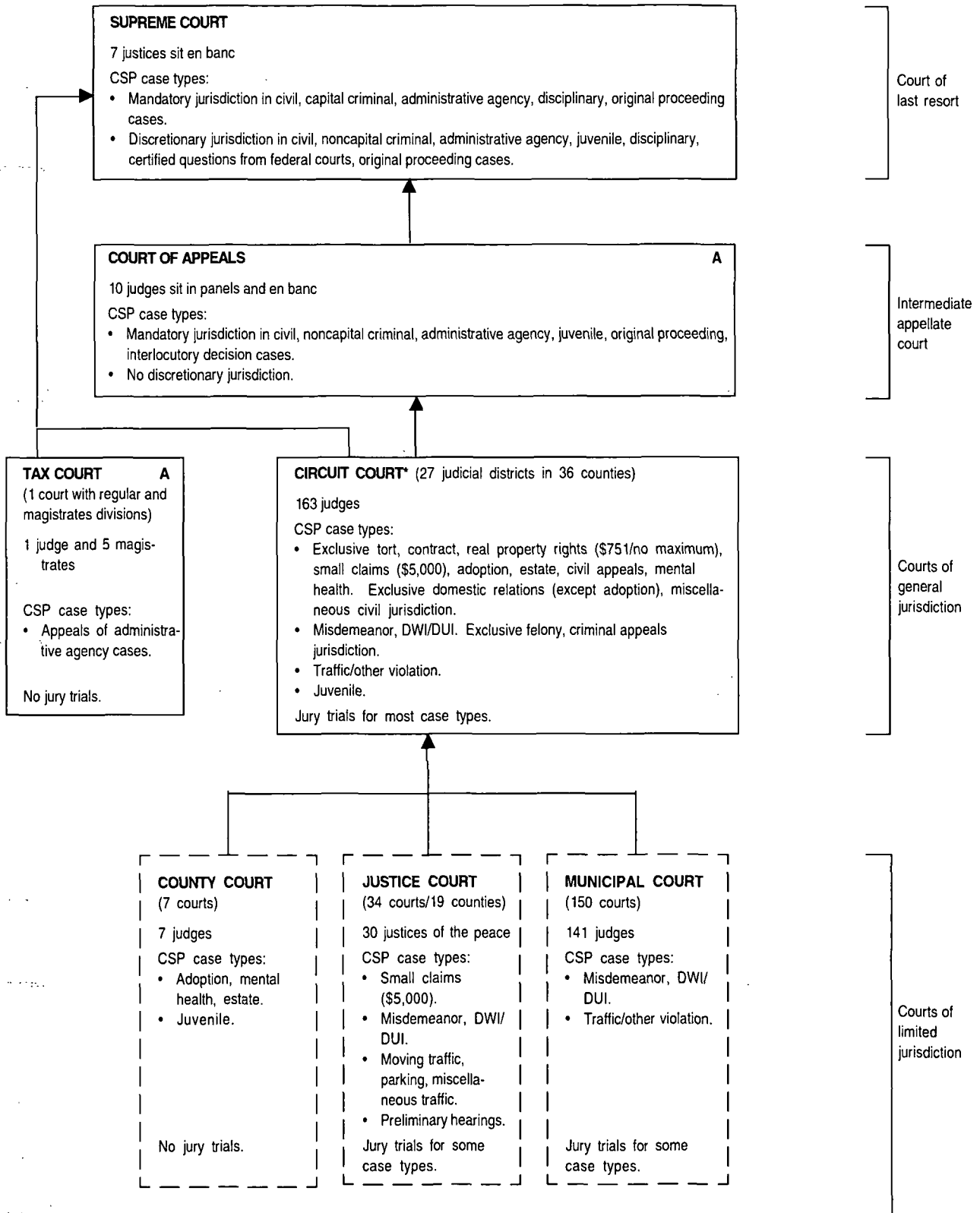
OKLAHOMA COURT STRUCTURE, 2001



— — Indicates assignment of cases.

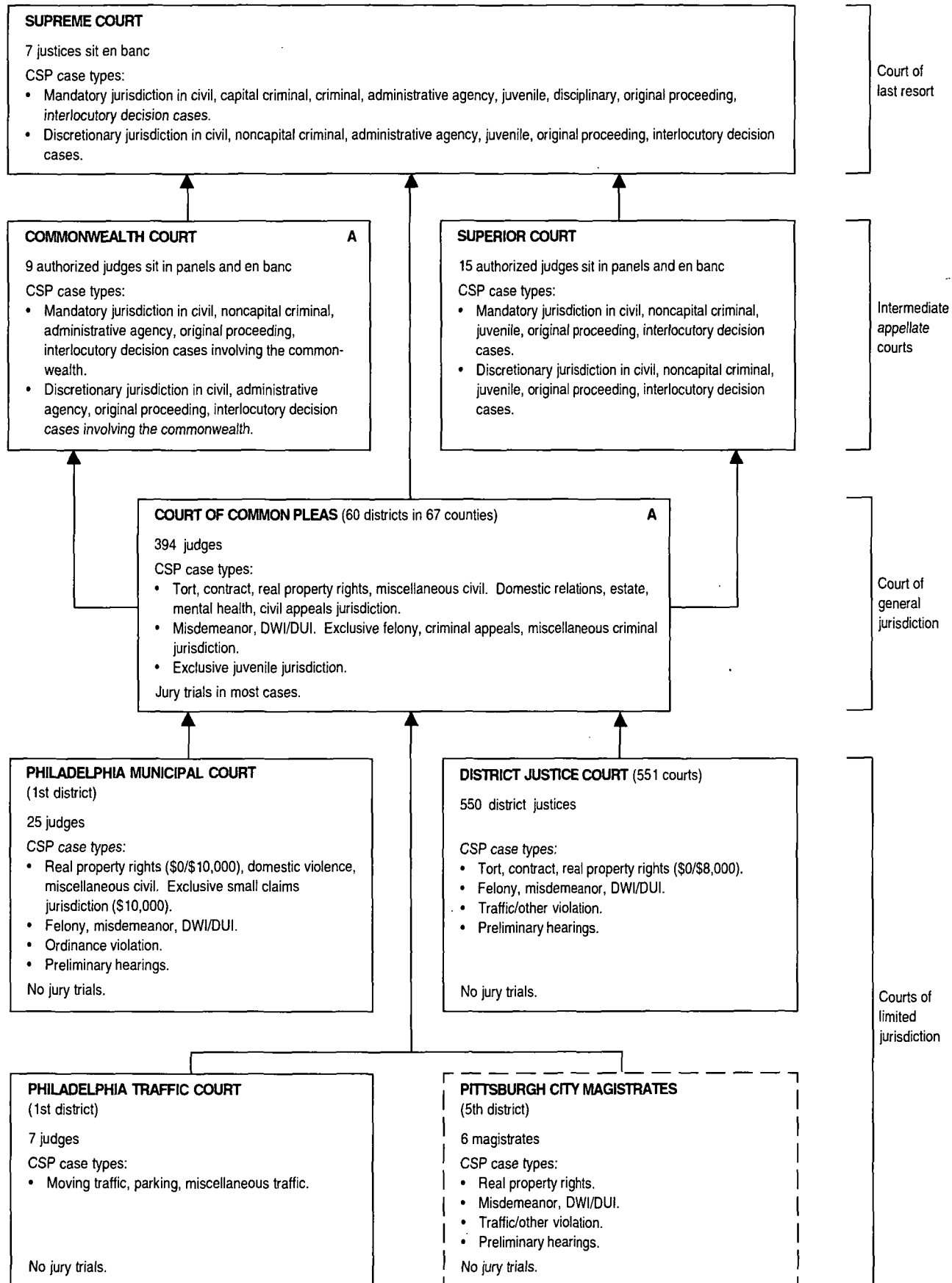
Note: Oklahoma has a workers' compensation court, which hears complaints that are handled exclusively by administrative agencies in other states.

OREGON COURT STRUCTURE, 2001

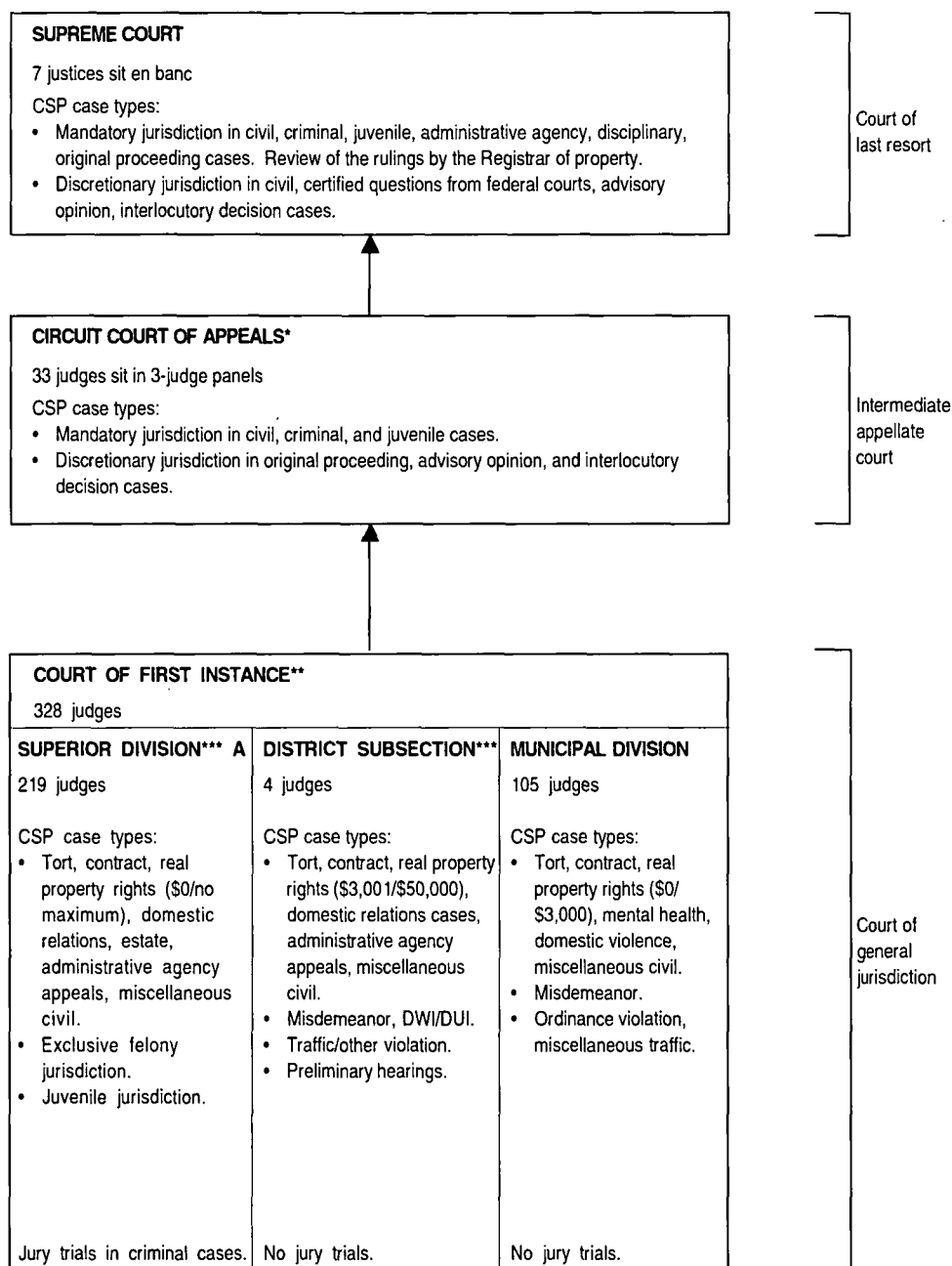


* Effective January 15, 1998, all District Courts were eliminated and District judges became Circuit judges.

PENNSYLVANIA COURT STRUCTURE, 2001



PUERTO RICO COURT STRUCTURE, 2001

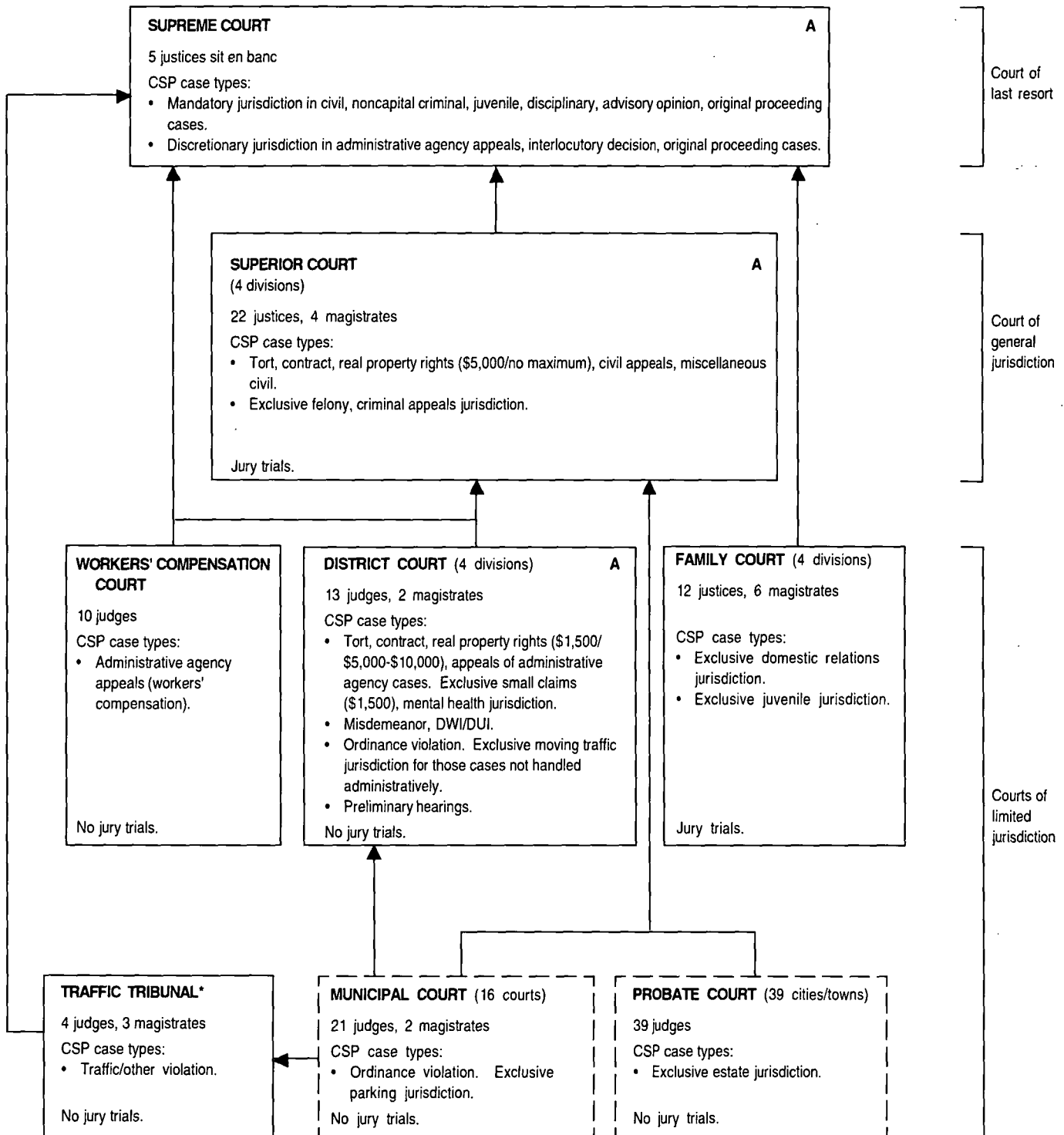


*Created July 28, 1994; operational January 1, 1995.

**Created in 1994; operational in 1995.

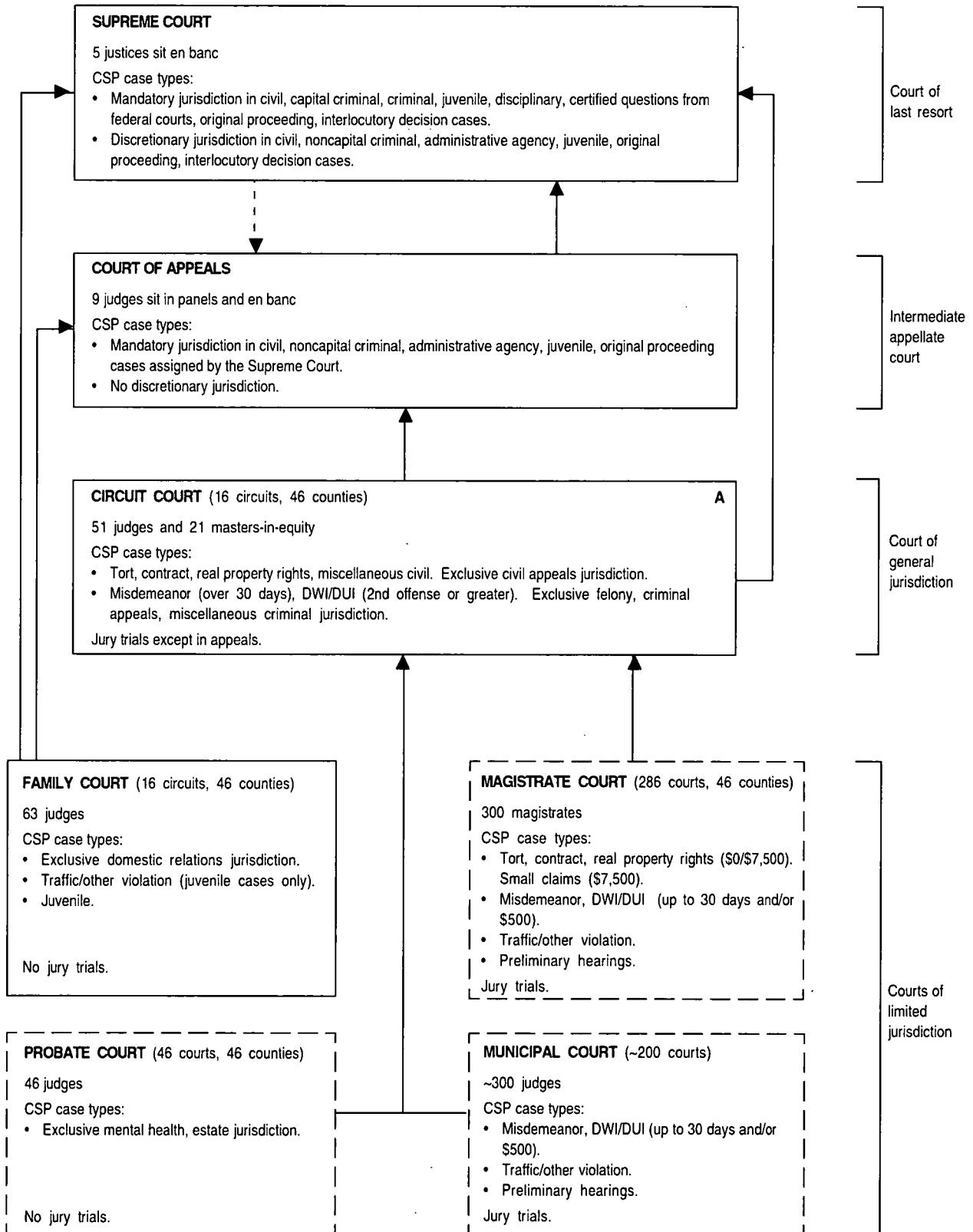
***The Judicial Reform Act of 1994 establishes the eventual abolition of the District Subsection. The Superior Division has concurrent jurisdiction with the District Subsection during the process of its abolition.

RHODE ISLAND COURT STRUCTURE, 2001

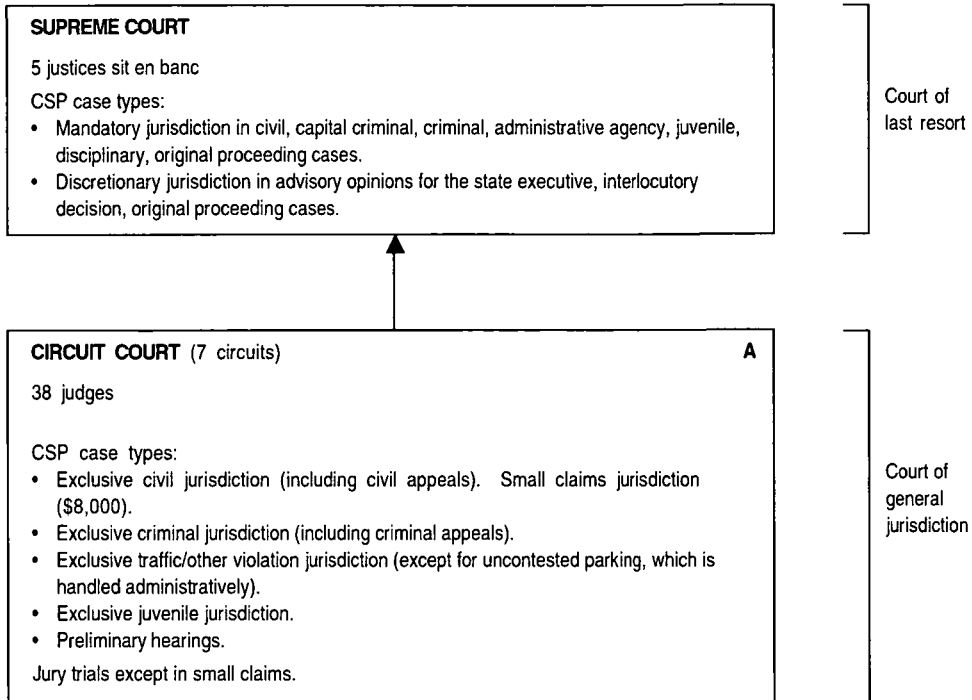


* This court was formerly known as the Rhode Island Administrative Adjudication Court.

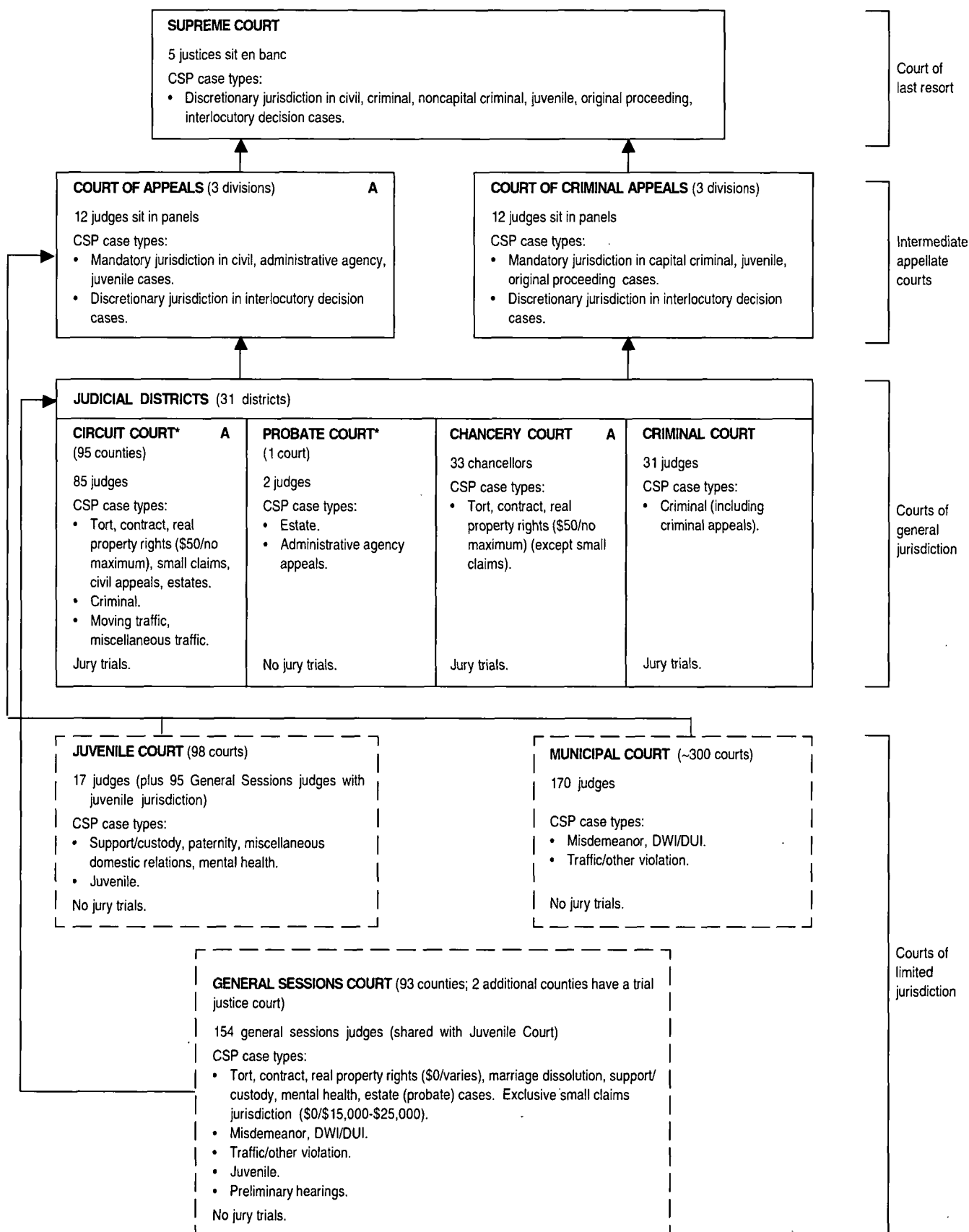
SOUTH CAROLINA COURT STRUCTURE, 2001



SOUTH DAKOTA COURT STRUCTURE, 2001

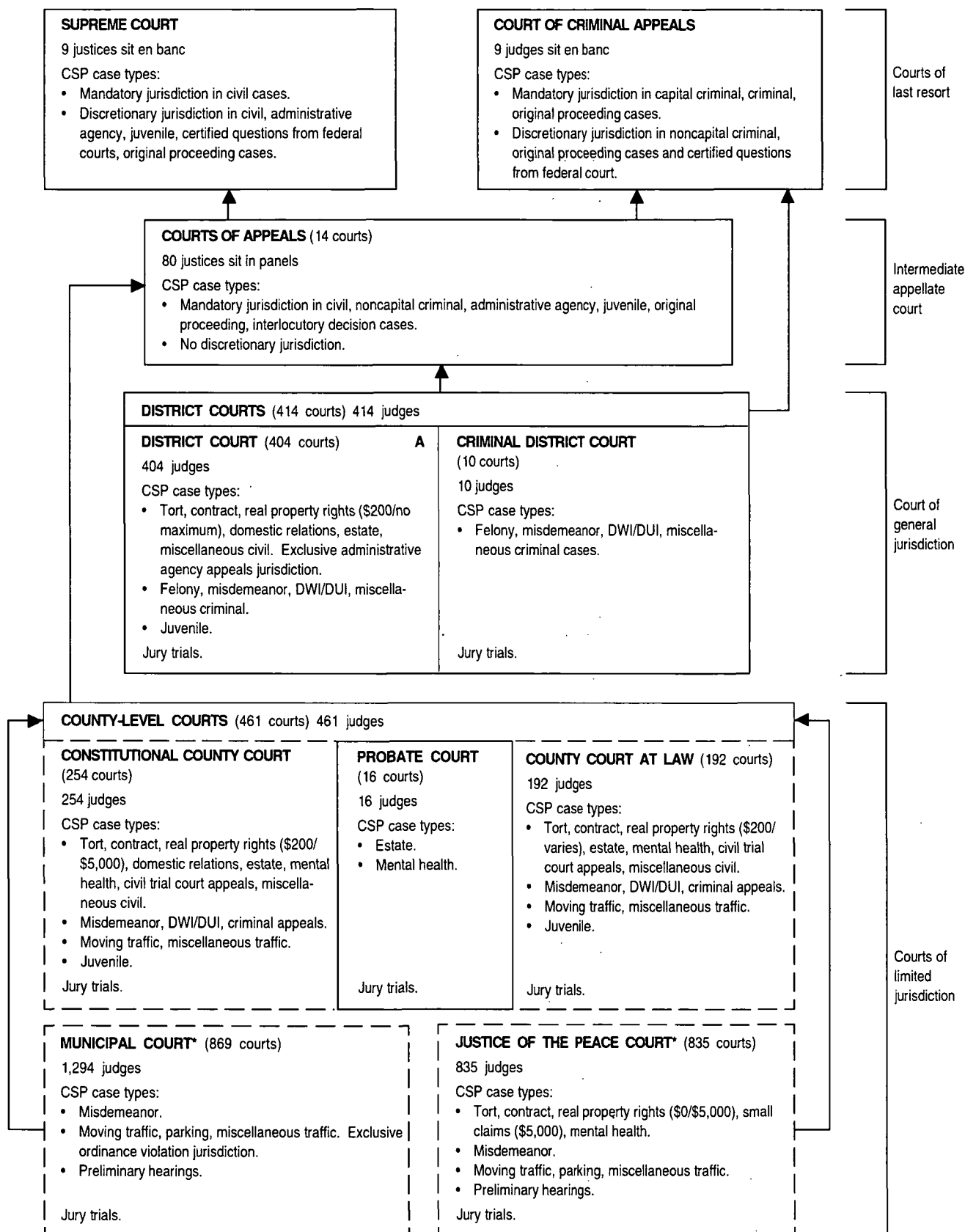


TENNESSEE COURT STRUCTURE, 2001



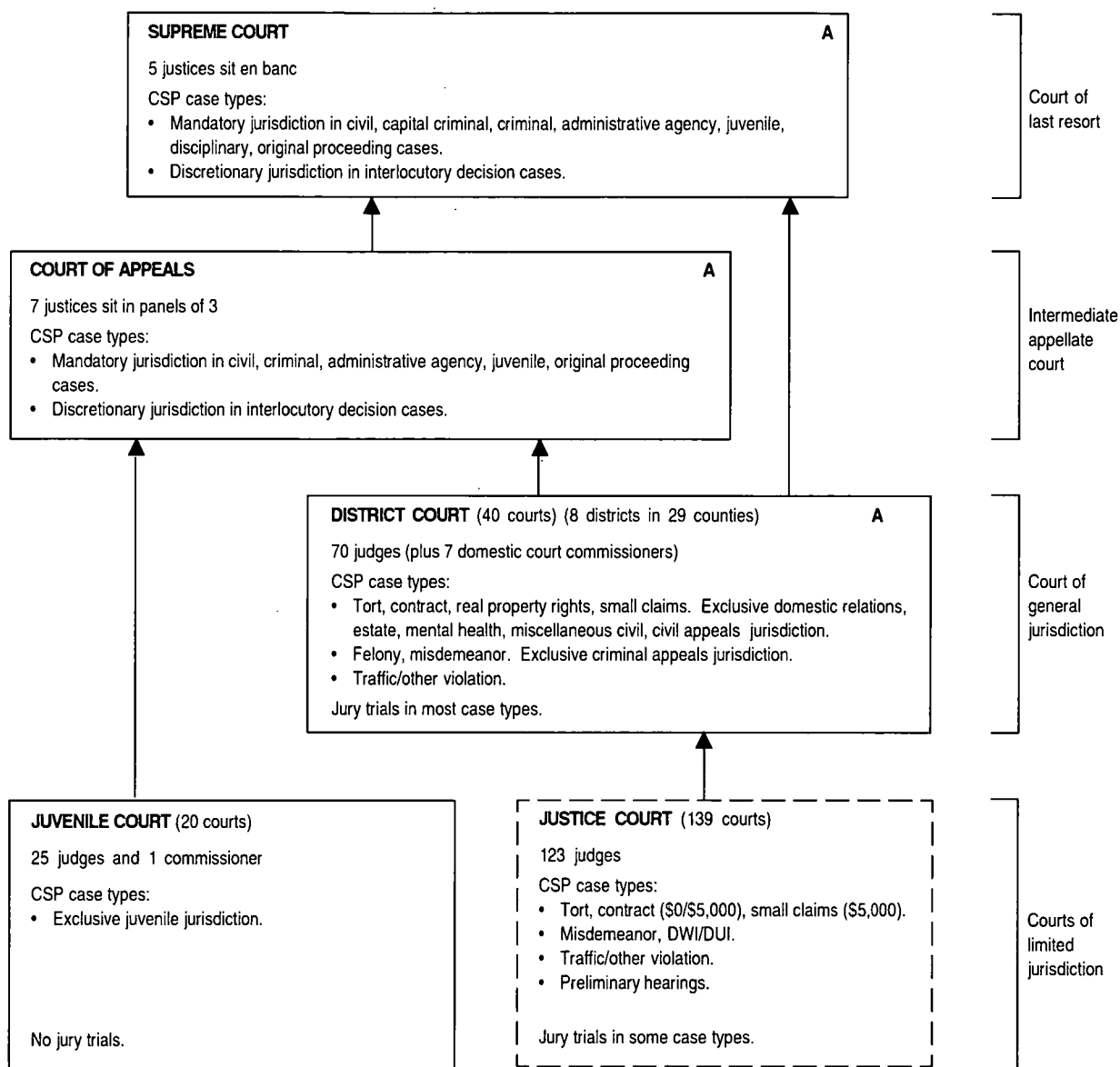
* Effective September 1, 1998 Davidson County Probate Court became a Circuit Court with Probate jurisdiction.

TEXAS COURT STRUCTURE, 2001

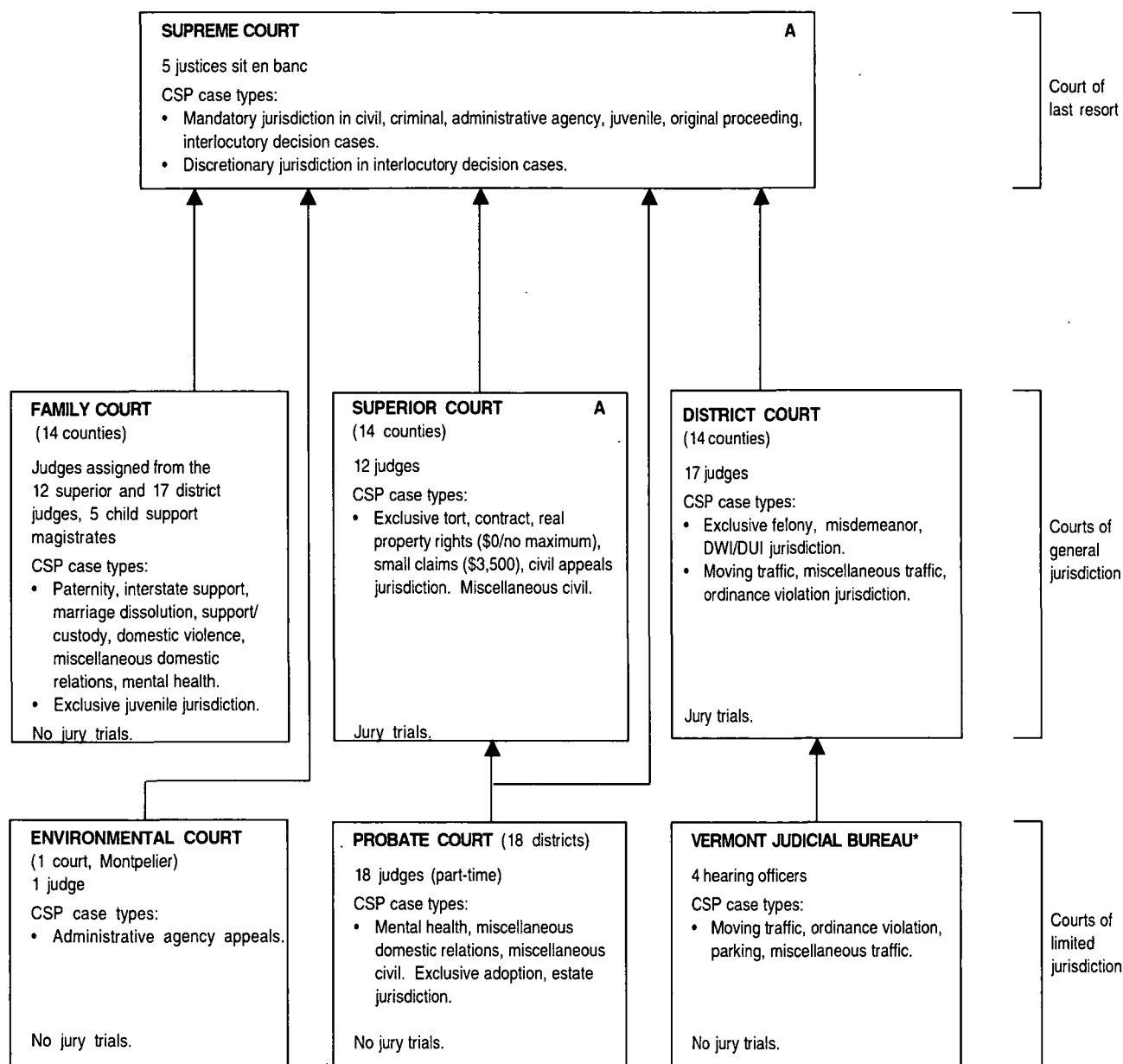


* Some municipal and justice of the peace courts may appeal to the district court.

UTAH COURT STRUCTURE, 2001



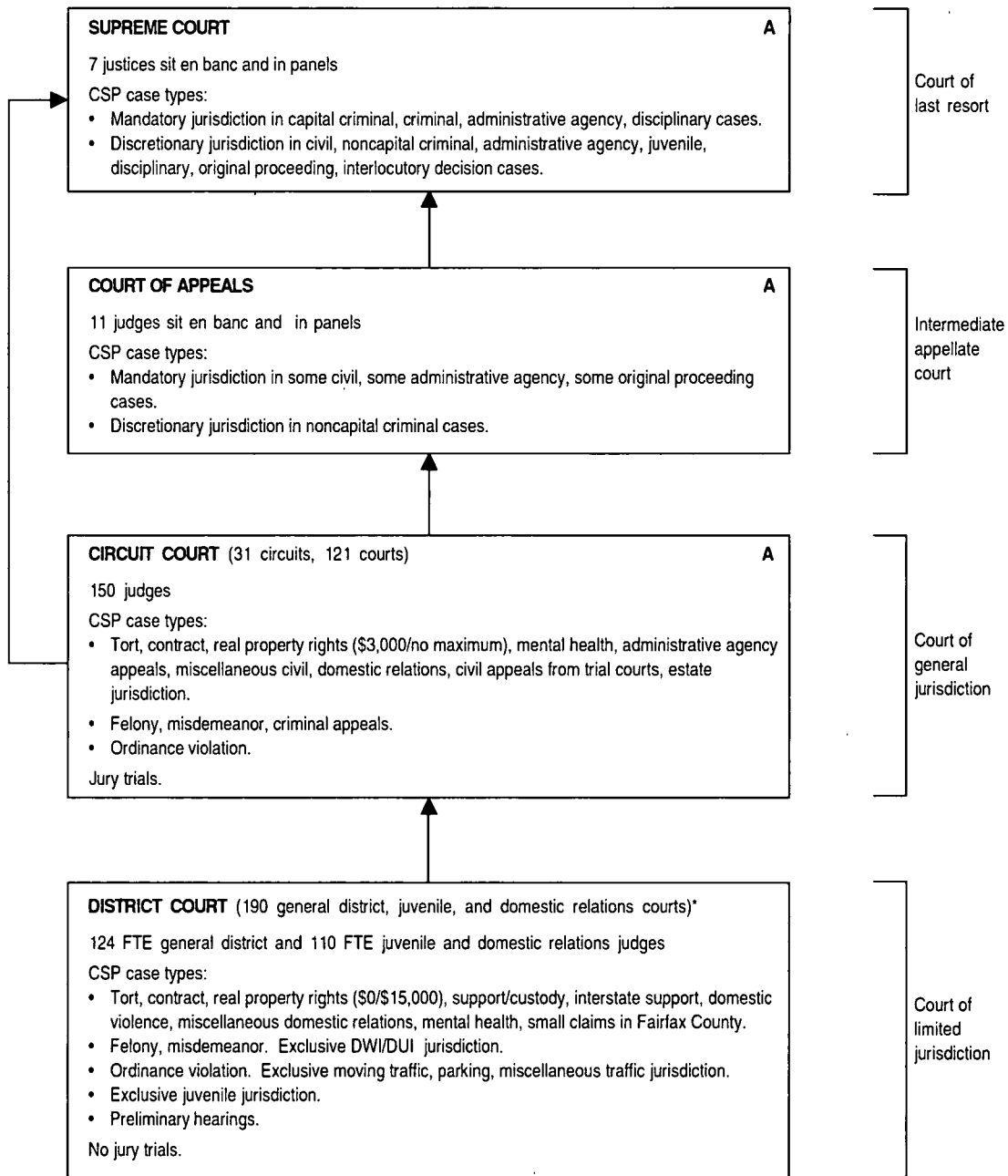
VERMONT COURT STRUCTURE, 2001



* Renamed VERMONT JUDICIAL BUREAU as of 7/1/98, this court was formerly known as the Vermont Traffic and Municipal Ordinance Bureau.

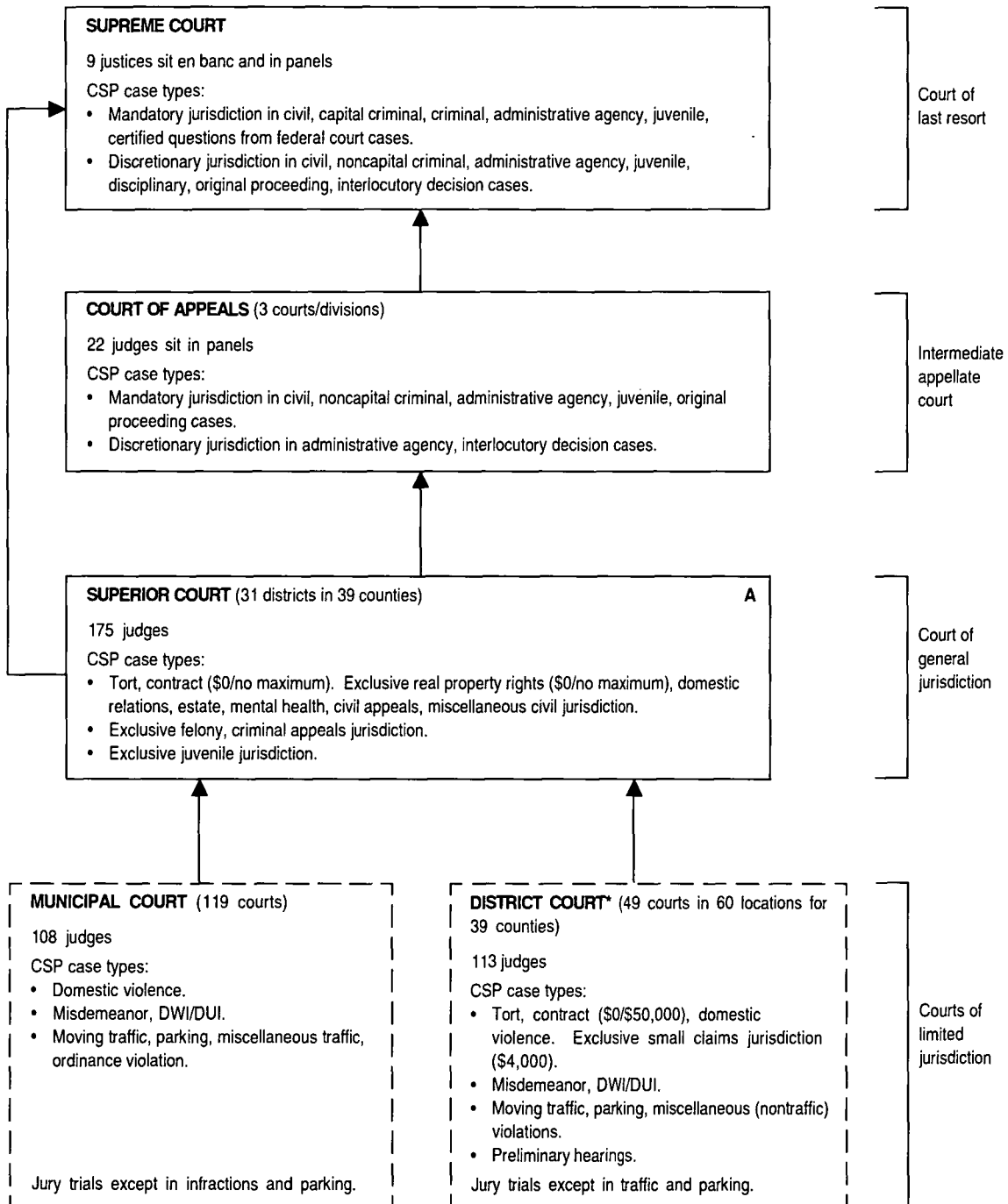
Note: An additional 28 assistant judges participate in findings of fact in Superior and Family Court cases. Some assistant judges, after special training, may hear small claims cases and traffic complaints, conduct criminal arraignments, and decide child support, parentage, and uncontested divorce proceedings. These assistant judges (who need not be attorneys) are elected to four-year terms by voters in Vermont's 14 counties.

VIRGINIA COURT STRUCTURE, 2001



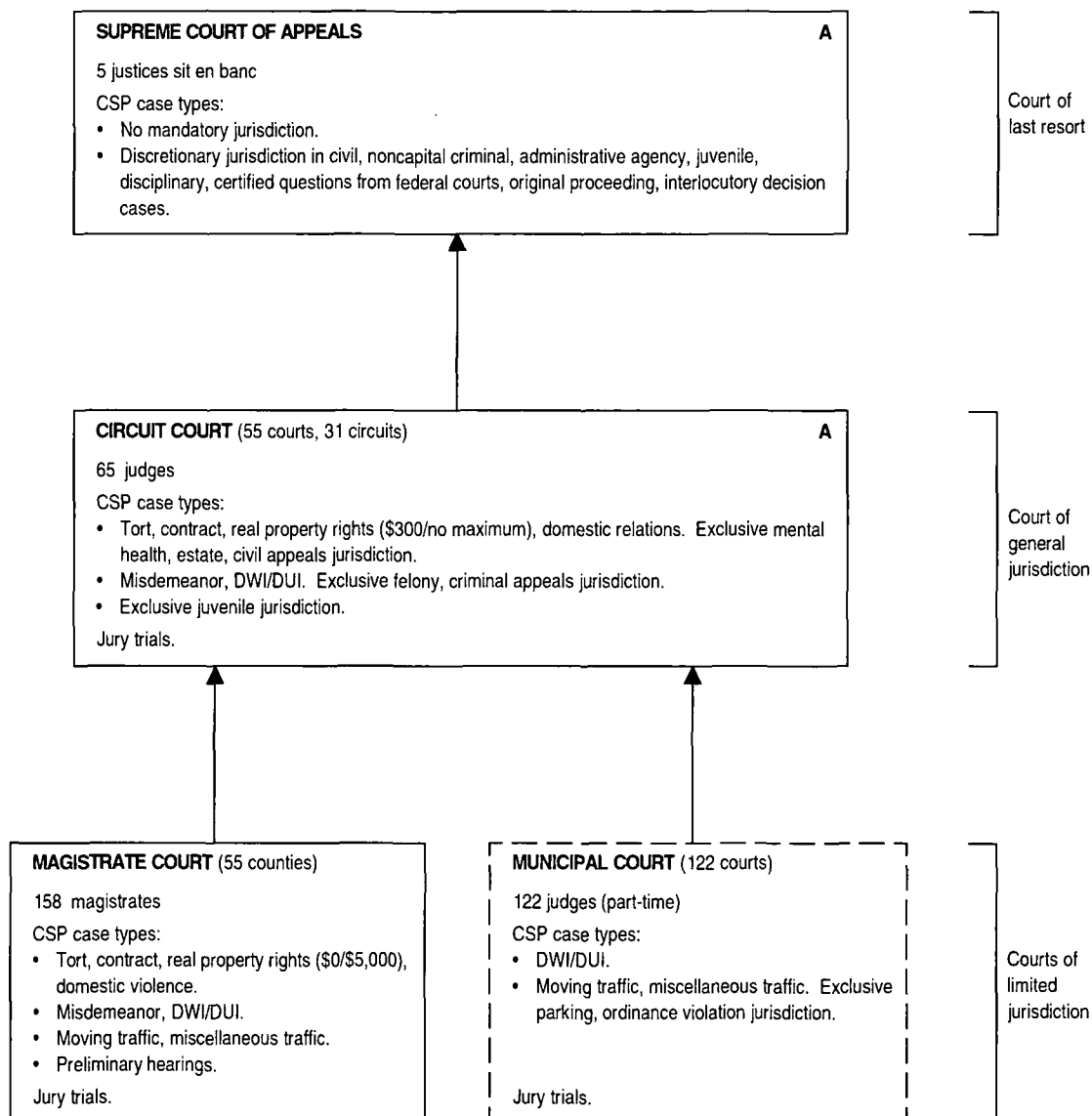
* The district court is referred to as the juvenile and domestic relations court when hearing juvenile and domestic relations cases and as the general district court for the balance of the cases.

WASHINGTON COURT STRUCTURE, 2001

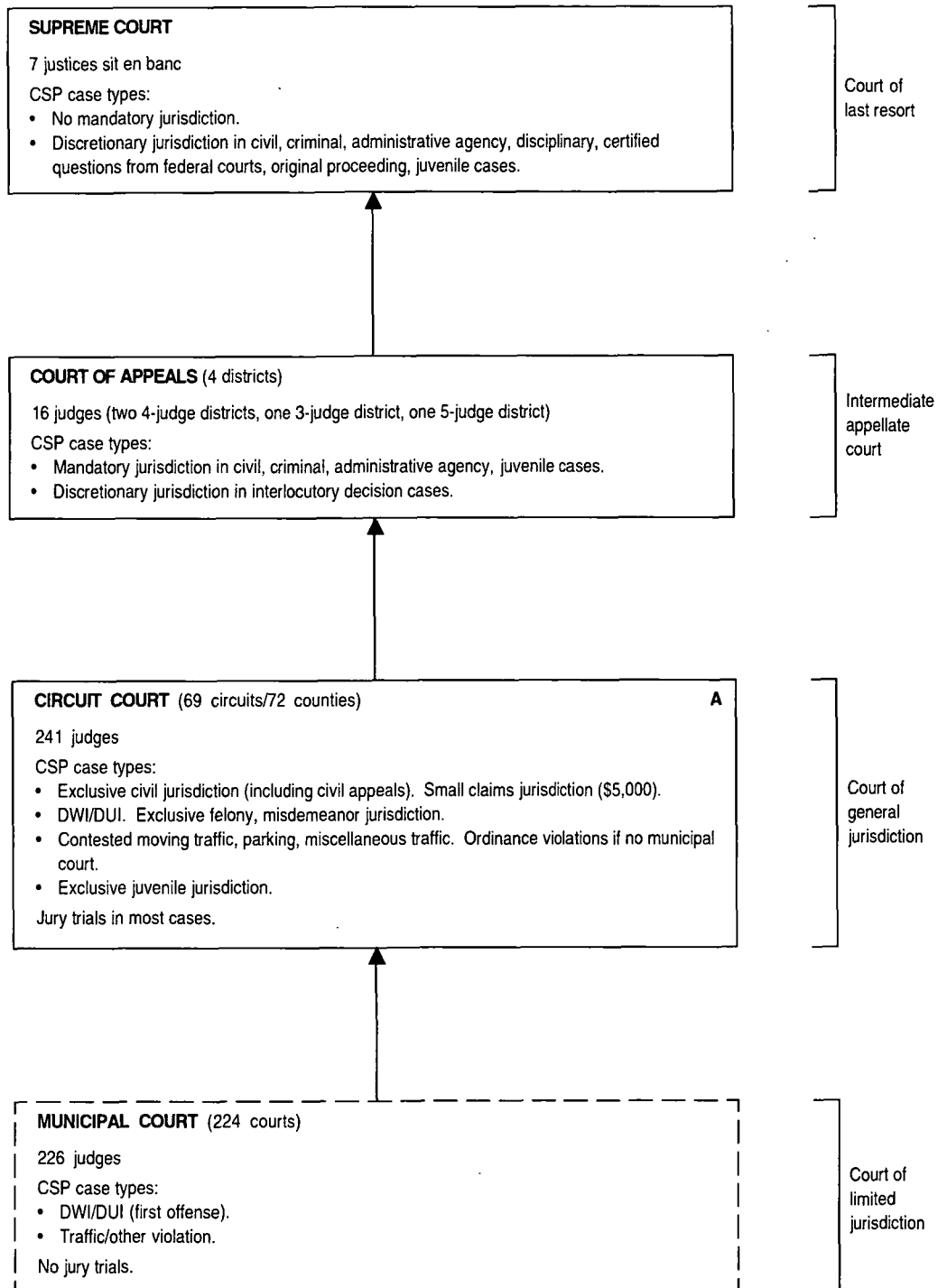


* District court provides services to municipalities that do not have a municipal court.

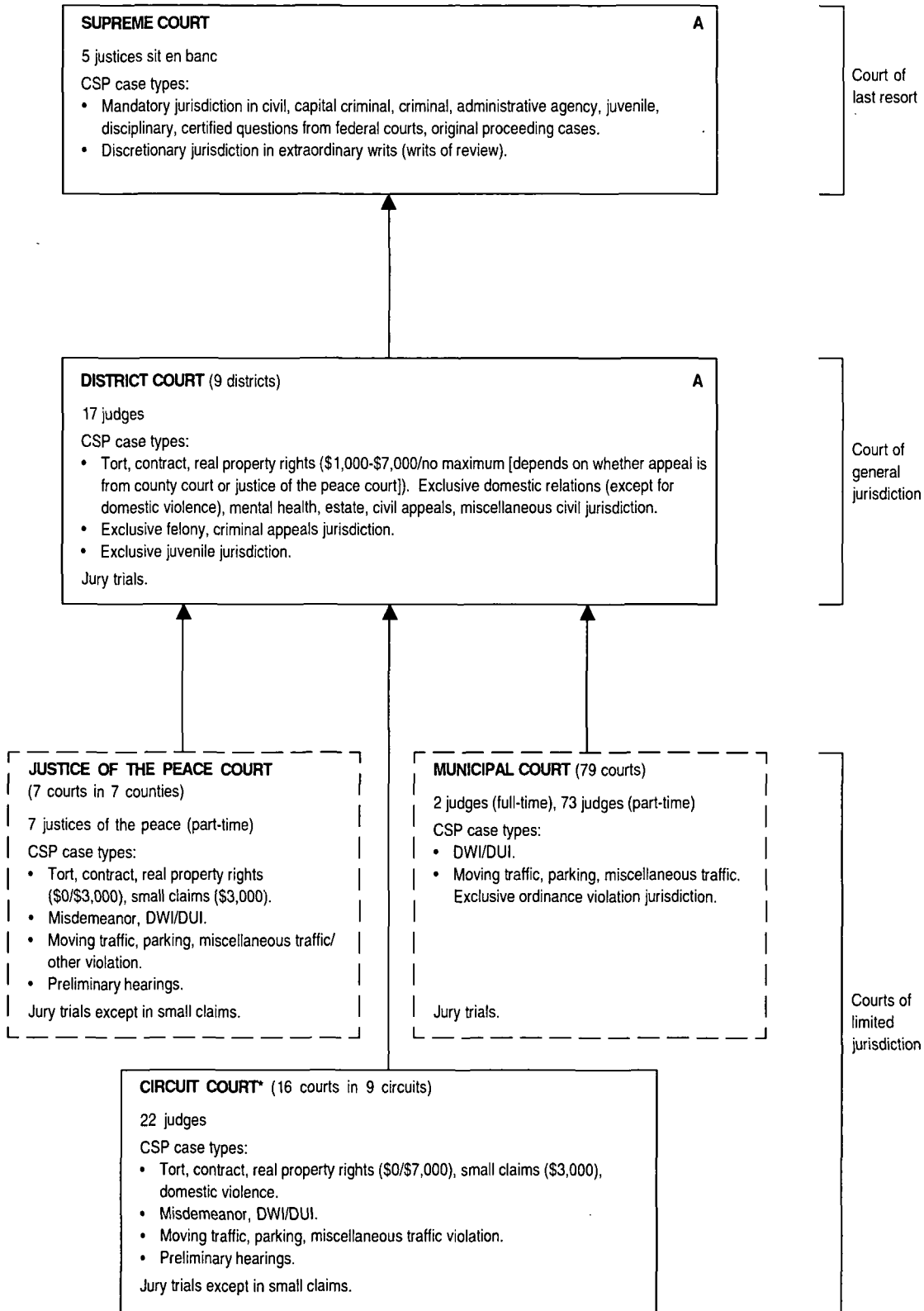
WEST VIRGINIA COURT STRUCTURE, 2001



WISCONSIN COURT STRUCTURE, 2001



WYOMING COURT STRUCTURE, 2001



* County Courts were renamed Circuit Courts.

Jurisdiction and State Court Reporting Practices

FIGURE A: Reporting Periods for All State Courts, 2001

State	Reporting periods			
	January 1, 2001 to December 31, 2001	July 1, 2000 to June 30, 2001	September 1, 2000 to August 31, 2001	October 1, 2000 to September 30, 2001
Alabama				X
Alaska		X		
Arizona		X		
Arkansas	X			
California		X		
Colorado		X		
Connecticut	X	X		
	Probate Court			
Delaware		X		
District of Columbia	X			
Florida	X			
Georgia	X			
Hawaii		X		
Idaho	X			
Illinois	X			
Indiana	X	X		
		Supreme Court		
Iowa	X			
Kansas		X		
Kentucky		X		
Louisiana	X			
Maine		X		
Maryland		X		
Massachusetts		X	X	
			Supreme Judicial Court	
Michigan	X			
Minnesota	X			
Mississippi		X		
Missouri		X		
Montana	X			
Nebraska	X	X		
	Supreme Court Court of Appeals District Court County Court Separate Juvenile	Workers' Compensation Court		

(continued on next page)

FIGURE A: Reporting Periods for All State Courts, 2001 (continued)

State	Reporting periods			
	January 1, 2001 to December 31, 2001	July 1, 2000 to June 30, 2001	September 1, 2000 to August 31, 2001	October 1, 2000 to September 30, 2001
Nevada		X	X Supreme Court	
New Hampshire	X			
New Jersey		X		
New Mexico		X		
New York	X			
North Carolina		X		
North Dakota	X			
Ohio	X			
Oklahoma		X		
Oregon	X			
Pennsylvania	X			
Puerto Rico		X		
Rhode Island	X			
South Carolina		X		
South Dakota		X		
Tennessee	X Juvenile Court Probate Court	X		
Texas			X	
Utah	X All appellate courts	X All trial courts		
Vermont		X		
Virginia	X			
Washington	X			
West Virginia	X			
Wisconsin	X			
Wyoming	X			

Note: Unless otherwise indicated, an "X" means that all of the trial and appellate courts in that state report data for the time period indicated by the column.

Source: State administrative offices of the courts.

FIGURE B: Methods of Counting Cases in State Appellate Courts, 2001

State/Court name:	Court type	Case counted at:				Case filed with:		Does the court count reinstated/reopened cases in its count of new filings?		
		Filing of				Trial court	Appellate court	No	Rarely	Yes, or frequently as new case
		Notice of appeal	The trial record	Record plus briefs	Other point					
ALABAMA:										
Supreme Court	COLR	X	O	O	O	X	O	X	O	O
Court of Civil Appeals	IAC	X	O	O	O	X	O	X	O	O
Court of Criminal Appeals	IAC	X	O	O	O	X	O	X	O	O
ALASKA:										
Supreme Court	COLR	X	O	O	O	X	O	IDENTIFIED SEPARATELY		
Court of Appeals	IAC	X	O	O	O	X	O	IDENTIFIED SEPARATELY		
ARIZONA:										
Supreme Court	COLR	X-CR	O	O	X*	O	O	IDENTIFIED SEPARATELY		
Court of Appeals	IAC	X-CR*	X*	X*	X	O (except industrial cases & civil petition for special action)	X (only industrial cases & civil petition for special action)	IDENTIFIED SEPARATELY		
ARKANSAS:										
Supreme Court	COLR	O	X	O	O	X	O	O	X	O
Court of Appeals	IAC	O	X	O	O	X	O	O	X	O
CALIFORNIA:										
Supreme Court	COLR	X*	X	O	O	X (death penalty only)	COLR (if petition for review of IAC)	X	O	O
Courts of Appeal	IAC	X	X	O	O	X	O	X	O	O
COLORADO:										
Supreme Court	COLR	X	O	O	O	O	X	IDENTIFIED SEPARATELY		
Court of Appeals	IAC	X	O	O	O	O	X	IDENTIFIED SEPARATELY		
CONNECTICUT:										
Supreme Court	COLR	X	O	O	O	X	O	X (if motion to open)	O	O
Appellate Court	IAC	X	O	O	O	X	O	X (if motion to open or if remand by COLR)	O	O
DELAWARE:										
Supreme Court	COLR	X	O	O	O	O	X	X	O	O
DISTRICT OF COLUMBIA:										
Court of Appeals	COLR	X	O	O	O	X	O	IDENTIFIED SEPARATELY		

(continued on next page)

FIGURE B: Methods of Counting Cases in State Appellate Courts, 2001 (continued)

		Case counted at:				Case filed with:		Does the court count reinstated/reopened cases in its count of new filings?		
State/Court name:	Court type	Filing of				Trial court	Appellate court	No	Rarely	Yes, or frequently as new case
		Notice of appeal	The trial record	Record plus briefs	Other point					
FLORIDA:										
Supreme Court	COLR	X	O	O	O	X	IAC (ADM. AGY. and Workers' Comp.)	X	O	O
District Courts of Appeal	IAC	X	O	O	O	X		X	O	O
GEORGIA:										
Supreme Court	COLR	O	X	O	X	O	X (notice of appeal)	O	O	X (if new appeal)
Court of Appeals	IAC	O	X	O	O	X	X	X	O	O
HAWAII:										
Supreme Court	COLR	O	X	O	O	X	X (original proceedings)	O	O	X
Intermediate Court of Appeals	IAC	O	O	O	X (when assigned by COLR)	O	O	O	O	X
IDAHO:										
Supreme Court	COLR	X	O	O	X (appeal from trial court)	X (COLR if appeal from IAC)	X	O	X	O
Court of Appeals	IAC	O	O	O	X (when assigned by COLR)	O	O	O	X	O
ILLINOIS:										
Supreme Court	COLR	X	O	O	O	O	X	X	O	O
Appellate Court	IAC	X	O	O	O	X	O	X	O	O
INDIANA:										
Supreme Court	COLR	O	O	O	X (any first filing, notice, record, brief, or motion)	X (only death penalty and/or sentence over 10 years)	X (if petition for transfer from IAC)	O	O	X
Court of Appeals	IAC	O	O	O	X (any first filing)	X (praecipe)	O	O	O	X
Tax Court	IAC	O	O	O	X	O	O	O	O	X

(continued on next page)

FIGURE B: Methods of Counting Cases in State Appellate Courts, 2001 (continued)

State/Court name:	Court type	Case counted at:				Case filed with:		Does the court count reinstated/reopened cases in its count of new filings?		
		Filing of				Trial court	Appellate court	No	Rarely	Yes, or frequently as new case
		Notice of appeal	The trial record	Record plus briefs	Other point					
IOWA:										
Supreme Court	COLR	X	O	O	O	X (if appeal from trial court)	X (COLR if appeal from IAC)	X	O	O
Court of Appeals	IAC	O	O	O	TRANSFER (if appeal from trial court)	X	O	X	O	O
KANSAS:										
Supreme Court	COLR	O	O	O	X*	X	O	O	O	X
Court of Appeals	IAC	O	O	O	X*	X	O	O	O	X
KENTUCKY:										
Supreme Court	COLR	X	O	O	O	X (COLR if review is sought from IAC)	X	X	O	O
Court of Appeals	IAC	X	O	O	O	X	O	X	O	O
LOUISIANA:										
Supreme Court	COLR	O	X	O	O	O	X	X	O	O
Court of Appeals	IAC	O	X	O	O	O	X	X	O	O
MAINE:										
Supreme Judicial Court Sitting as Law Court	COLR	X	O	O	O	X	O	X (if remanded)	O	X (if new appeal)
MARYLAND:										
Court of Appeals	COLR	O	X	O	O	X (if direct appeal)	X (IAC if appeal from IAC)	O	O	X
Court of Special Appeals	IAC	O	X	O	O	X	O	O	O	X
MASSACHUSETTS:										
Supreme Judicial Court	COLR	O	X	O	O	X	O	X	O	O
Appeals Court	IAC	O	X	O	O	X	O	O	X (if originally dismissed as premature)	O

(continued on next page)

FIGURE B: Methods of Counting Cases in State Appellate Courts, 2001 (continued)

State/Court name:	Court type	Case counted at:				Case filed with:		Does the court count reinstated/reopened cases in its count of new filings?		
		Filing of				Trial court	Appellate court	No	Rarely	Yes, or frequently as new case
		Notice of appeal	The trial record	Record plus briefs	Other point					
MICHIGAN:										
Supreme Court	COLR	X	O	O	O	O	X	X (if remanded w/jurisdiction retained)	O X	X (if new appeal)
Court of Appeals	IAC	X	O	O	O	O	X	O	O	X
MINNESOTA:										
Supreme Court	COLR	X	O	O	O	O	X	X	O	O
Court of Appeals	IAC	X	O	O	O	O	X	X	O	O
MISSISSIPPI:										
Supreme Court	COLR	X	O	O	O	X	O	IDENTIFIED SEPARATELY		
Court of Appeals	IAC	O	O	O	X (when assigned by COLR)	O	O			
MISSOURI:										
Supreme Court	COLR	X	O	O	O	X	O	X	O	O
Court of Appeals	IAC	X	O	O	O	X	O	X	O	O
MONTANA:										
Supreme Court	COLR	X (notice plus any other filing: fee, record, motion)	O	O	O	X	O	X	O	O
NEBRASKA:										
Supreme Court	COLR	X	O	O	O	X	O	X	O	O
Court of Appeals	IAC	X	O	O	O	X	O	X	O	O
NEVADA:										
Supreme Court	COLR	X	O	O	O	O	X	IDENTIFIED SEPARATELY		
NEW HAMPSHIRE:										
Supreme Court	COLR	X	O	O	O	X	X	X (if remanded & jurisdiction retained)	O	O
NEW JERSEY:										
Supreme Court	COLR	X	O	O	O	O	X	IDENTIFIED SEPARATELY		
Appellate Division of Superior Court	IAC	X	O	O	O	O	X	IDENTIFIED SEPARATELY		

(continued on next page)

FIGURE B: Methods of Counting Cases in State Appellate Courts, 2001 (continued)

State/Court name:	Court type	Case counted at:				Case filed with:		Does the court count reinstated/reopened cases in its count of new filings?		
		Filing of				Trial court	Appellate court	Yes, or frequently as new case		
		Notice of appeal	The trial record	Record plus briefs	Other point			No	Rarely	
NEW MEXICO:										
Supreme Court	COLR	O	O	O	X (within 30 days of notice)	X	O	X	O	O
Court of Appeals	IAC	O	O	O	X (within 30 days of notice)	X	O	IDENTIFIED SEPARATELY		
NEW YORK:										
Court of Appeals	COLR	X	O	O	O	X	O	O	O	X
Appellate Divisions of Supreme Court	IAC	O	X	O	O	X	O	X (if remitted for specific issues)	O	X (if remanded for new trial)
Appellate Terms of Supreme Court	IAC	O	X	O	O	X	O	X	O	O
NORTH CAROLINA:										
Supreme Court	COLR	O	X	O	O	X (if direct appeal)	X (COLR if appeal from IAC)	X (if petition to rehear)	X	O
Court of Appeals	IAC	O	X	O	O	X	O	X (if reconsidering dismissal)	X	O
NORTH DAKOTA:										
Supreme Court	COLR	X	O	O	O	X	O	O	O	X
OHIO:										
Supreme Court	COLR	X	O	O	O	O	IAC	X	O	O
Court of Appeals	IAC	X	O	O	O	X*	O	X	O	O
OKLAHOMA:										
Supreme Court	COLR	X*	O	O	O	X	O	X*	O	X*
Court of Criminal Appeals	COLR	O (notice plus transcript)	X	O	O	X	O	X*	O	X*
Court of Civil Appeals	IAC	O	O	O	TRANSFER	O	COLR	X*	O	X*
OREGON:										
Supreme Court	COLR	X	O	O	O	O	X	IDENTIFIED SEPARATELY		
Court of Appeals	IAC	X	O	O	O	O	X	IDENTIFIED SEPARATELY		

(continued on next page)

FIGURE B: Methods of Counting Cases in State Appellate Courts, 2001 (continued)

State/Court name:	Court type	Case counted at:				Case filed with:		Does the court count reinstated/reopened cases in its count of new filings?		
		Filing of				Trial court	Appellate court	No	Rarely	Yes, or frequently as new case
		Notice of appeal	The trial record	Record plus briefs	Other point					
PENNSYLVANIA:										
Supreme Court	COLR	X (direct appeal only)	O	O	X (discretionary certiorari granted)	X	X	X (if re-instituted to enforce order)	X (if new appeal)	O O
Superior Court	IAC	X	O	O	O	X	O	X	O	O
Commonwealth Court	IAC	X	O	O	O	X	X	O (ADM. AGY.)	O	X
PUERTORICO:										
Supreme Court	COLR	X	O	O	O	X	X	YES, IDENTIFIED SEPARATELY		
Circuit Court of Appeals	IAC	X	O	O	O	X	X	YES, IDENTIFIED SEPARATELY		
RHODE ISLAND:										
Supreme Court	COLR	O	X	O	O	O	X	O	O	X
SOUTH CAROLINA:										
Supreme Court	COLR	O	X	O	O	X	X	X	O	O
Court of Appeals	IAC	O	O	O	TRANSFER	O	O	X	O	O
SOUTH DAKOTA:										
Supreme Court	COLR	X	O	O	O	X	O	X	O	O
TENNESSEE:										
Supreme Court	COLR	X	O	O	O	O	X	IDENTIFIED SEPARATELY		
Court of Appeals	IAC	X	O	O	O	O	X (Court of Appeals)	IDENTIFIED SEPARATELY		
Court of Criminal Appeals	IAC	X	O	O	O	O	X (Court of Criminal Appeals)	IDENTIFIED SEPARATELY		
TEXAS:										
Supreme Court	COLR	X	O	O	O	O	X	IDENTIFIED SEPARATELY		
Court of Criminal Appeals	COLR	O	O	O	X (any first filing)	X	X (Court of Crim. Appeals)	IDENTIFIED SEPARATELY		
Court of Appeals	IAC	X	O	O	O	X	O	IDENTIFIED SEPARATELY		
UTAH:										
Supreme Court	COLR	X	O	O	O	O	X (ADM. AGY.)	O	O	O
Court of Appeals	IAC	X	O	O	O	X	X	O	X	O

(continued on next page)

FIGURE B: Methods of Counting Cases in State Appellate Courts, 2001 (continued)

State/Court name:	Court type	Case counted at:				Case filed with:		Does the court count reinstated/reopened cases in its count of new filings?		
		Filing of				Trial court	Appellate court	No	Rarely	Yes, or frequently as new case
		Notice of appeal	The trial record	Record plus briefs	Other point					
VERMONT: Supreme Court	COLR	X	O	O	O	X	O	X (if dismissed & reinstated)	O	X (if after final decision or if statistical period has ended)
VIRGINIA: Supreme Court	COLR	X	O	O	O	O	X	X	O	O
Court of Appeals	IAC	X	O	O	O	X	O	X	O	O
WASHINGTON: Supreme Court	COLR	X	O	O	O	X	O	X	O	O
Court of Appeals	IAC	X	O	O	O	X	O	X	O	O
WEST VIRGINIA: Supreme Court of Appeals	COLR	X	O	O	O	X	O	X (counted as new filings as of 8/86)	O	O
WISCONSIN: Supreme Court	COLR	O	O	O	X (when accepted by court)	O	X	O	O	X
Court of Appeals	IAC	X	O	O	O	X	O	O	O	X
WYOMING: Supreme Court	COLR	O	X	O	O	O	X	X	O	O

ADM. AGY. = Administrative agency cases only.
 CR = Criminal cases only.
 CV = Civil cases only.
 DP = Death penalty cases only.
 COLR = Court of last resort.
 IAC = Intermediate appellate court.
 X = Yes
 O = No

California-Supreme Court: Cases are counted at the notice of appeal for discretionary review cases from the IAC.

Kansas: Cases are counted at the docketing, which occurs 21 days after a notice of appeal is filed in the trial court.

Ohio-Court of Appeals: The clerk of the trial court is also the clerk of the Court of Appeals.

Oklahoma: The notice of appeal refers to the petition in error. The courts do not count reinstated cases as new filings, but do count any subsequent appeal of an earlier decided case as a new filing.

FOOTNOTES*

Arizona-Supreme Court: Civil cases are counted when the fee is paid within 30 days after trial record is filed.

Arizona-Court of Appeals: Civil cases are counted when the fee is paid within 30 days after trial record is filed. Juvenile/industrial/habeas corpus cases are counted at receipt of notice or at receipt of the trial record.

Source: State administrative offices of the courts.

FIGURE C: Dollar Amount Jurisdiction for Original Tort, Contract, Real Property Rights, and Small Claims Filings in State Trial Courts, 2001

State/Court name:	Jurisdiction	Unlimited dollar amount torts, contracts, real property	Limited dollar amount torts, contracts, real property	Small claims			
		Minimum/maximum	Minimum/maximum	Maximum dollar amount	Jury trials	Summary procedures	Lawyers permitted
ALABAMA:							
Circuit Court	G	\$3,000/No maximum	-	-	-	-	-
District Court	L	-	\$3,000/\$10,000	\$3,000	No	Yes	Optional
ALASKA:							
Superior Court	G	0/No maximum	-	-	-	-	-
District Court	L	-	0/\$50,000	\$7,500	No	Yes	Yes
ARIZONA:							
Superior Court	G	\$5,000-\$10,000/No maximum	-	-	-	-	-
Justice of the Peace Court	L	-	0/ \$5,000-\$10,000	\$2,500	No	Yes	No
ARKANSAS:							
Circuit Court	G	\$100/No maximum	-	-	-	-	-
District Court	L	-	0/\$5,000 (contract and personal property)	\$5,000	No	Yes	No
CALIFORNIA:							
Superior Court	G	\$25,000/No maximum	0/\$25,000 (limited jurisdiction division)	\$5,000	No	Yes	No
COLORADO:							
District Court	G	0/No maximum	-	-	-	-	-
Water Court	G	0/No maximum	-	-	-	-	-
County Court	L	-	0/\$10,000	\$5,000	No	Yes	No
CONNECTICUT:							
Superior Court	G	0/No maximum	-	\$2,500	No	Yes	Yes
DELAWARE:							
Court of Chancery	G	0/No maximum	-	-	-	-	-
Superior Court	G	0/No maximum	-	-	-	-	-
Court of Common Pleas	L	-	0/\$50,000	-	-	-	-
Justice of the Peace Court	L	-	0/\$15,000	\$15,000	No	Yes	Yes
DISTRICT OF COLUMBIA:							
Superior Court	G	\$5,001/No maximum (No minimum for real property)	-	\$5,000	Yes	Yes	Yes
FLORIDA:							
Circuit Court	G	\$15,001/No maximum	-	-	-	-	-
County Court	L	-	\$5,001/\$15,000	\$5,000	Yes	Yes	Yes

(continued on next page)

FIGURE C: Dollar Amount Jurisdiction for Original Tort, Contract, Real Property Rights, and Small Claims Filings in State Trial Courts, 2001
(continued)

		Unlimited dollar amount torts, contracts, real property	Limited dollar amount torts, contracts, real property	Small claims			
State/Court name:	Jurisdiction	Minimum/maximum	Minimum/maximum	Maximum dollar amount	Jury trials	Summary procedures	Lawyers permitted
GEORGIA:							
Superior Court	G	0/No maximum	-	No max	Yes	No	Yes
State Court	L	0/No maximum (No real property)	-	No max	Yes	No	Yes
Civil Court (Bibb & Richmond counties only)	L	-	0/\$7,500 - 0/\$25,000 (Bibb) - (Richmond)	\$25,000	Yes	Yes	Yes
Magistrate Court	L	-	0/\$5,000 (No real property)	\$5,000	No	Yes	Yes
Municipal Court (Columbus)	L	-	0/\$15,000	\$15,000	Yes	Yes	Yes
HAWAII:							
Circuit Court	G	\$10,000/No maximum	-	-	-	-	-
District Court	L	-	0/\$20,000 (No maximum in summary possession or ejectment)	\$3,500 (Except in residential security de- posit cases)	No	Yes	Yes
IDAHO:							
District Court	G	0/No maximum	-	-	-	-	-
Magistrates Division	L	-	0/\$10,000	\$4,000	No	Yes	No
ILLINOIS:							
Circuit Court	G	0/No maximum	-	\$2,500	Yes	Yes	Yes
INDIANA:							
Superior Court and Circuit Court	G	0/No maximum	-	\$3,000	No	Yes	Yes
County Court	L	-	0/\$10,000	\$3,000	No	Yes	Yes
Small Claims Court of Marion County	L	-	-	\$6,000	No	Yes	Yes
City Court	L	-	0/\$500- \$3,000 (No real property)	-	-	-	-
IOWA:							
District Court	G	0/No maximum	-	\$4,000	No	Yes	Yes
KANSAS:							
District Court	G	0/No maximum	-	\$1,800	No	Yes	No
KENTUCKY:							
Circuit Court	G	\$4,000/No maximum	-	-	-	-	-
District Court	L	-	0/\$4,000	\$1,500	No	Yes	Yes
LOUISIANA:							
District Court	G	0/No maximum	-	-	-	-	-
City Court, Parish Court (New Orleans City Court)	L	-	0/\$15,000	\$2,000	No	Yes	Yes
	L	-	0/\$20,000	\$2,000	No	Yes	Yes
Justice of the Peace Court	L	-	0/\$2,000	\$2,000	No	Yes	Yes

(continued on next page)

FIGURE C: Dollar Amount Jurisdiction for Original Tort, Contract, Real Property Rights, and Small Claims Filings in State Trial Courts, 2001
(continued)

State/Court name:	Jurisdiction	Unlimited dollar amount torts, contracts, real property	Limited dollar amount torts, contracts, real property	Small claims			
		Minimum/maximum	Minimum/maximum	Maximum dollar amount	Jury trials	Summary procedures	Lawyers permitted
MAINE:							
Superior Court	G	0/No maximum	-	-	-	-	-
District Court	L	0/No maximum	-	\$4,500	No	Yes	Yes
MARYLAND:							
Circuit Court	G	\$2,500/No maximum	-	-	-	-	-
District Court	L	0/No maximum (only real property)	\$2,500/\$25,000 (only tort, contract)	\$2,500	No	Yes	Yes
MASSACHUSETTS:							
Superior Court	G	0/No maximum	-	-	-	-	-
Housing Court	L	0/No maximum	-	\$2,000	No	No	Yes
District Court	L	0/No maximum	-	\$2,000	Yes	Yes	Yes
Boston Municipal Court	L	0/No maximum	-	\$2,000	Yes	Yes	Yes
MICHIGAN:							
Circuit Court	G	\$25,000/No maximum	-	-	-	-	-
District Court	L	-	0/\$25,000	\$3,000	No	Yes	No
Municipal Court	L	-	0/\$1,500 (\$3,000 if approved by local funding unit)	\$100	No	Yes	No
MINNESOTA:							
District Court	G	0/No maximum	-	\$7,500	No	Yes	Yes
MISSISSIPPI:							
Circuit Court	G	\$200/No maximum	-	-	-	-	-
County Court	L	-	0/\$75,000	-	-	-	-
Justice Court	L	-	0/\$2,500	-	-	-	-
MISSOURI:							
Circuit Court	G	0/No maximum	-	-	-	-	-
(Associate Division)	L	-	0/\$25,000	\$3,000	No	Yes	Yes
MONTANA:							
District Court	G	\$50/No maximum	-	-	-	-	-
Justice of the Peace Court	L	-	0/\$7,000	\$3,000	No	Yes	No
Municipal Court	L	-	0/\$7,000	\$3,000	No	Yes	No
City Court	L	-	0/\$7,000	\$3,000	No	Yes	No
NEBRASKA:							
District Court	G	0/No maximum	-	-	-	-	-
County Court	L	-	0/\$15,000	\$2,100	No	Yes	No
NEVADA:							
District Court	G	\$7,500/No maximum	-	-	-	-	-
Justice Court	L	-	0/\$7,500	\$5,000	No	Yes	Yes
Municipal Court	L	-	0/\$2,500	-	-	-	-
NEW HAMPSHIRE:							
Superior Court	G	\$1,500/No maximum	-	-	-	-	-
District Court	L	-	0/\$25,000 (up to \$50,000 with Supreme Court approval)	\$5,000	No	Yes	Yes

(continued on next page)

FIGURE C: Dollar Amount Jurisdiction for Original Tort, Contract, Real Property Rights, and Small Claims Filings in State Trial Courts, 2001
(continued)

		Unlimited dollar amount torts, contracts, real property	Limited dollar amount torts, contracts, real property	Small claims			
State/Court name:	Jurisdiction	Minimum/maximum	Minimum/maximum	Maximum dollar amount	Jury trials	Summary procedures	Lawyers permitted
NEW JERSEY:							
Superior Court (Law Division and Chancery Division)	G	0/No maximum	-	-	-	-	-
(Law Division, Special Civil Part)	L	-	0/\$10,000	\$2,000	No	Yes	Yes
NEW MEXICO:							
District Court	G	0/No maximum	-	-	-	-	-
Magistrate Court	L	-	0/\$5,000	-	-	-	-
Metropolitan Court of Bernalillo County	L	-	0/\$5,000	-	-	-	-
NEW YORK:							
Supreme Court	G	0/No maximum	-	-	-	-	-
County Court	G	-	0/\$25,000	-	-	-	-
Civil Court of the City of New York	L	-	0/\$25,000	\$3,000	-	Yes	Yes
City Court	L	-	0/\$15,000	\$3,000	-	Yes	Yes
District Court	L	-	0/\$15,000	\$3,000	-	Yes	Yes
Court of Claims	L	0/No maximum	-	-	-	-	-
Town Court and Village Justice Court	L	-	0/\$3,000	\$3,000	-	Yes	Yes
NORTH CAROLINA:							
Superior Court	G	\$10,000/No maximum	-	-	-	-	-
District Court	L	-	0/\$10,000	\$4,000	No	Yes	Yes
NORTH DAKOTA:							
District Court	G	0/No maximum	-	\$5,000	No	Yes	Yes
OHIO:							
Court of Common Pleas	G	\$500/No maximum	-	-	-	-	-
County Court	L	-	0/\$15,000	\$2,000	No	Yes	Yes
Municipal Court	L	-	0/\$15,000	\$2,000	No	Yes	Yes
OKLAHOMA:							
District Court	G	0/No maximum	-	\$3,000	Yes	Yes	Yes
OREGON:							
Circuit Court	G	\$751/No maximum	-	\$5,000	-	-	-
Justice Court	L	-	-	\$5,000	No	Yes	No
PENNSYLVANIA:							
Court of Common Pleas	G	0/No maximum	-	-	-	-	-
District Justice Court	L	-	0/\$8,000	-	-	-	-
Philadelphia Municipal Court	L	-	0/\$10,000 (real property jurisdiction only)	\$10,000	No	Yes	Yes
Pittsburgh City Magistrates Court	L	0/No maximum (real property jurisdiction only)	-	-	-	-	-

(continued on next page)

FIGURE C: Dollar Amount Jurisdiction for Original Tort, Contract, Real Property Rights, and Small Claims Filings in State Trial Courts, 2001
(continued)

		Unlimited dollar amount torts, contracts, real property	Limited dollar amount torts, contracts, real property	Small claims			
State/Court name:	Jurisdiction	Minimum/maximum	Minimum/maximum	Maximum dollar amount	Jury trials	Summary procedures	Lawyers permitted
PUERTO RICO:							
Court of First Instance	G	-	-	-	-	-	-
Superior Division		\$0/No maximum	-	-	-	-	-
District Subsection		-	\$3,001/\$50,000	-	-	-	-
Municipal Division		-	0/\$3,000	-	-	-	-
RHODE ISLAND:							
Superior Court	G	\$5,000/No maximum	-	-	-	-	-
District Court	L	-	\$1,500/\$5,000- \$10,000	\$1,500	No	Yes	Yes
SOUTH CAROLINA:							
Circuit Court	G	0/No maximum	-	-	-	-	-
Magistrate Court	L	-	0/\$7,500 (No max. in landlord-tenant)	\$7,500	Yes	Yes	Yes
SOUTH DAKOTA:							
Circuit Court	G	0/No maximum	-	\$8,000	No	Yes	Yes
TENNESSEE:							
Circuit Court, Chancery Court	G	\$50/No maximum	-	-	-	-	-
General Sessions Court	L	0/No maximum (Forcible entry, detainer, and in actions to recover personal property)	0/\$15,000 (All civil actions in counties with population under 700,000); 0/\$25,000 (All civil actions in counties with popula- tion over 700,000)	\$15,000- 25,000	No	Yes	Yes
TEXAS:							
District Court	G	\$200/No maximum	-	-	-	-	-
County Court at Law, Consti- tutional County Court	L	-	\$200/varies	-	-	-	-
Justice of the Peace Court	L	-	0/\$5,000	\$5,000	Yes	Yes	Yes
UTAH:							
District Court	G	0/No maximum	-	-	-	-	-
Justice Court	L	-	0/\$5,000	\$5,000	No	Yes	Yes
VERMONT:							
Superior Court	G	0/No maximum	-	-	-	-	-
District Court	G	-	-	\$3,500	Yes	Yes	Yes
VIRGINIA:							
Circuit Court	G	\$3,000/No maximum	-	-	-	-	-
District Court	L	-	0/\$15,000	-	-	-	-
WASHINGTON:							
Superior Court	G	0/No maximum	-	-	-	-	-
District Court	L	-	0/\$50,000	\$2,500	No	Yes	No
WEST VIRGINIA:							
Circuit Court	G	\$300/No maximum	-	-	-	-	-
Magistrate Court	L	-	0/\$5,000	-	-	-	-

(continued on next page)

FIGURE C: Dollar Amount Jurisdiction for Original Tort, Contract, Real Property Rights, and Small Claims Filings in State Trial Courts, 2001
(continued)

State/Court name:	Jurisdiction	Unlimited dollar amount torts, contracts, real property	Limited dollar amount torts, contracts, real property	Small claims			
		Minimum/maximum	Minimum/maximum	Maximum dollar amount	Jury trials	Summary procedures	Lawyers permitted
WISCONSIN:							
Circuit Court	G	0/No maximum	-	\$5,000	Yes	Yes	Yes
WYOMING:							
District Court	G	\$1,000-\$7,000/No maximum	-	-	-	-	-
County Court	L	-	0/\$7,000	\$3,000	No	Yes	Yes
Justice of the Peace Court	L	-	0/\$3,000	\$3,000	No	Yes	Yes

JURISDICTION CODES:

- G = General jurisdiction court.
- L = Limited jurisdiction court.
- = Information not available.

Source: State administrative offices of the courts.

FIGURE D: Criminal Case Unit of Count Used by State Trial Courts, 2001

State/Court name:	Jurisdiction	Point of counting a criminal case	Number of defendants		Contents of charging document			
			One	One or more	Single charge	Single incident (set # of charges per case)	Single incident (unlimited # of charges)	One or more incidents
ALABAMA:								
Circuit Court	G	Information/Indictment	X				X	
District Court	L	Complaint	X				X	
Municipal Court	L	Complaint	X		X			
ALASKA:								
Superior Court	G	Indictment	X		multiple charges		X	
District Court	L	Complaint	X		multiple counts		X	
ARIZONA:								
Superior Court	G	Information/indictment	X					X
Justice of the Peace Court	L	Complaint				Varies with jurisdiction*		
Municipal Court	L	Complaint				Varies with jurisdiction*		
ARKANSAS:								
Circuit Court	G	Information/indictment	X					X
District Court	L	Complaint	X		X			
City Court	L	Complaint	X		X			
CALIFORNIA:								
Superior Court	G	Complaint/indictment	X				X	
COLORADO:								
District Court	G	Complaint	X					X
County Court	L	Complaint/summons	X					X
CONNECTICUT:								
Superior Court	G	Information	X				(varies among local police departments)	
DELAWARE:								
Superior Court	G	Information/indictment	X				X	
Family Court	L	Petition	X				X	
Justice of the Peace Court	L	Complaint	X		X			
Court of Common Pleas	L	Complaint	X				X	
Alderman's Court	L	Complaint	X		X			
DISTRICT OF COLUMBIA:								
Superior Court	G	Complaint/information/ indictment	X				X	
FLORIDA:								
Circuit Court	G	Information/indictment	X				(prosecutor decides)	
County Court	L	Complaint	X				X	

(continued on next page)

FIGURE D: Criminal Case Unit of Count Used by State Trial Courts, 2001 (continued)

State/Court name:	Jurisdiction	Point of counting a criminal case	Number of defendants		Contents of charging document			
			One	One or more	Single charge	Single incident (set # of charges per case)	Single incident (unlimited # of charges)	One or more incidents
GEORGIA:								
Superior Court	G	Indictment/accusation		X			X	
State Court	L	Accusation/citation		X			X	
Magistrate Court	L	Accusation/citation	X				X	
Probate Court	L	Accusation/citation	X				X	
Municipal Court	L	No data reported						
Civil Court	L	No data reported						
County Recorder's Court	L	No data reported						
Municipal Courts and the City Court of Atlanta	L	No data reported						
HAWAII:								
Circuit Court	G	Complaint/indictment	X				X	(most serious charge)
District Court	L	First appearance/ information	X		X			
IDAHO:								
District Court	G	Information		X				X
Magistrates Division	L	Complaint		X				X
ILLINOIS:								
Circuit Court	G	Complaint/information/ indictment		X			X	
INDIANA:								
Superior Court and Circuit Court	G	Information/indictment	X				X	(may not be consistent)
County Court	L	Information/complaint	X				X	(may not be consistent)
City Court and Town Court	L	Information/complaint	X				X	(may not be consistent)
IOWA:								
District Court	G	Information/indictment	X				X	
KANSAS:								
District Court	G	First appearance	X				X	
KENTUCKY:								
Circuit Court	G	Information/indictment	X				X	
District Court	L	Complaint/citation	X				X	
LOUISIANA:								
District Court	G	Information/indictment	Varies			Varies		
City and Parish Court	L	Information/complaint	X		X			
MAINE:								
Superior Court	G	Information/indictment	X				X	
District Court	L	Information/complaint	X		X			

(continued on next page)

FIGURE D: Criminal Case Unit of Count Used by State Trial Courts, 2001 (continued)

State/Court name:	Jurisdiction	Point of counting a criminal case	Number of defendants		Contents of charging document			
			One	One or more	Single charge	Single incident (set # of charges per case)	Single incident (unlimited # of charges)	One or more incidents
MARYLAND:								
Circuit Court	G	Information/indictment	X				X	
District Court	L	Citation/information	X				X	
MASSACHUSETTS:								
Superior Court	G	Information/indictment	X					X
Housing Court	L	Complaint	X					X
District Court	L	Complaint	X					X
Boston Municipal Ct.	L	Complaint	X					X
MICHIGAN:								
Circuit Court	G	Information	X			Varies, depending on prosecutor		
District Court	L	Complaint	X			Varies, depending on prosecutor		
Municipal Court	L	Complaint	X			Varies, depending on prosecutor		
MINNESOTA:								
District Court	G	First appearance	X				X	
MISSISSIPPI:								
Circuit Court	G	Indictment	X					X
County Court	L	Affidavit/accusation	X					X
Justice Court	L	Affidavit/accusation	X					X
MISSOURI:								
Circuit Court	G	Information/indictment		X			X	
(Associate Division)	L	Complaint/Information		X			X	
MONTANA:								
District Court	G	Information/indictment		X			X	
Justice of Peace Court	L	Complaint	X				X	
Municipal Court	L	Complaint	X				X	
City Court	L	Complaint	X				X	
NEBRASKA:								
District Court	G	Information/indictment	X				X	(not consistently observed statewide)
County Court	L	Information/complaint	X				X	
NEVADA:								
District Court	G	Information/indictment	X				X	
Justice Court	L	Complaint	Varies			Varies, depending on prosecutor		
Municipal Court	L	Complaint	Varies			Varies, depending on prosecutor		
NEW HAMPSHIRE:								
Superior Court	G	Information/indictment	X		X			
District Court	L	Complaint	X		X			
NEW JERSEY:								
Superior Court (Law Division)	G	Accusation/indictment	X				X	X
Municipal Court	L	Complaint	X				X	X

(continued on next page)

FIGURE D: Criminal Case Unit of Count Used by State Trial Courts, 2001 (continued)

State/Court name:	Jurisdiction	Point of counting a criminal case	Number of defendants		Contents of charging document			
			One	One or more	Single charge	Single incident (set # of charges per case)	Single incident (unlimited # of charges)	One or more incidents
NEW MEXICO:								
District Court	G	Indictment/information	X				X	
Magistrate Court	L	Complaint	X				X	
Bernalillo County Metropolitan Court	L	Complaint	X				X	
NEW YORK:								
Supreme Court	G	Defendant/indictment		X	Varies depending on prosecutor			
County Court	G	Defendant/indictment		X	Varies depending on prosecutor			
Criminal Court of the City of New York	L	Defendant/docket		X	Varies depending on prosecutor			
District Court and City Court	L	Defendant/docket		X	Varies depending on prosecutor			
Town Court and Village Justice Court	L	Defendant/Docket		X	Varies depending on prosecutor			
NORTH CAROLINA:								
Superior Court	G	Transfer (from District Court) Indictment (when case originates in Superior Court)	X		Varies depending on prosecutor			
District Court	L	Warrant/summons (includes citations, Magistrates order, misdemeanor statement of charges)	X		Varies depending on prosecutor			
NORTH DAKOTA:								
District Court	G	Information/indictment	X			Varies depending on prosecutor		
Municipal Court	L	Complaint	X			X		
OHIO:								
Court of Common Pleas	G	Arraignment	X				X	
County Court	L	Warrant/summons	X				X	
Municipal Court	L	Warrant/summons	X				X	
Mayor's Court	L	No data reported						
OKLAHOMA:								
District Court	G	Information/indictment		X				X
OREGON:								
Circuit Court	G	Complaint/indictment	X				X	
Justice Court	L	Complaint		X	(number of charges not consistent statewide)			
Municipal Court	L	Complaint		X	X			
PENNSYLVANIA:								
Court of Common Pleas	G	Information/docket transcript	X				X	
District Justice Court	L	Complaint	X				X	
Philadelphia Municipal Court	L	Complaint	X				X	
Pittsburgh City Magistrates Ct.	L	Complaint	X				X	
PUERTO RICO:								
Court of First Instance	G	Indictment	X		X			

(continued on next page)

FIGURE D: Criminal Case Unit of Count Used by State Trial Courts, 2001 (continued)

State/Court name:	Jurisdiction	Point of counting a criminal case	Number of defendants		Contents of charging document			
			One	One or more	Single charge	Single incident (set # of charges per case)	Single incident (unlimited # of charges)	One or more incidents
RHODE ISLAND:								
Superior Court	G	Information/indictment	X					X
District Court	L	Complaint	X					X
SOUTH CAROLINA:								
Circuit Court	G	Warrant/summons	X		X			
Magistrate Court	L	Warrant/summons	X		X			
Municipal Court	L	Warrant/summons	X		X			
SOUTH DAKOTA:								
Circuit Court	G	Complaint	X				X	
TENNESSEE:								
Circuit Court and Criminal Court	G	Information/indictment	X		X			
General Sessions Court	L	No data reported						
Municipal Court	L	No data reported						
TEXAS:								
District Court and Criminal District Court	G	Information/indictment	X				X	
County-level Courts	L	Complaint/information	X				X	
Municipal Court	L	Complaint	X		X			
Justice of the Peace Court	L	Complaint	X		X			
UTAH:								
District Court	G	Information		X				X
Justice Court	L	Citation	X				X	
VERMONT:								
District Court	G	Arraignment	X					X
VIRGINIA:								
Circuit Court	G	Information/indictment	X		X			
District Court	L	Warrant/summons	X		X			
WASHINGTON:								
Superior Court	G	(Original) Information	X					X
District Court	L	Complaint/citation	X			X	(Typically no more than 3 charges)	
Municipal Court	L	Complaint/citation	X			X		
WEST VIRGINIA:								
Circuit Court	G	Information/indictment	X					X
Magistrate Court	L	Complaint			X			X
Municipal Court	L	Complaint	X		X			
WISCONSIN:								
Circuit Court	G	Initial appearance	X					X
Municipal Court	L	Citation*	X		X			

(continued on next page)

FIGURE D: Criminal Case Unit of Count Used by State Trial Courts, 2001 (continued)

State/Court name:	Jurisdiction	Point of counting a criminal case	Number of defendants		Contents of charging document			
			One	One or more	Single charge	Single incident (set # of charges per case)	Single incident (unlimited # of charges)	One or more incidents
WYOMING:								
District Court	G	Information/indictment		X				X
County Court	L	Citation/information		X				X
Justice of the Peace Court	L	Citation/information		X				X
Municipal Court	L	Citation/information	X		X			

JURISDICTION CODES:

G = General jurisdiction court.
L = Limited jurisdiction court.

FOOTNOTES*

Arizona-Varies in limited jurisdiction courts. Prosecutor can file long form. Long form can involve one or more defendants and/or charges. Misdemeanors can also be included on citations.

Wisconsin-Municipal Court-The court has exclusively civil jurisdiction, but its caseload includes first offense DWI/DUI cases. The *State Court Model Statistical Dictionary* treats all DWI/DUI cases as a subcategory of criminal cases.

Source: State administrative offices of the courts.

FIGURE E: Juvenile Unit of Count Used in State Trial Courts, 2001

State/Court name:	Jurisdiction	Filings are counted		Disposition counted		Age at which juvenile jurisdiction transfers to adult courts
		At intake or referral	At filing of petition or complaint	At adjudication of petition	At disposition of juvenile	
ALABAMA:						
Circuit Court	G		X	X		18
District Court	L		X	X		18
ALASKA:						
Superior Court	G		X	X		18
ARIZONA:						
Superior Court	G		X	X		18
ARKANSAS:						
Circuit Court	G		X		X	18
CALIFORNIA:						
Superior Court	G		X	X		18
COLORADO:						
District Court (includes Denver Juvenile Court)	G		X		X	18
CONNECTICUT:						
Superior Court	G	X			X	16
DELAWARE:						
Family Court	L (special)		X	X		18
DISTRICT OF COLUMBIA:						
Superior Court	G	X			X	18*
FLORIDA:						
Circuit Court	G		X	X		18
GEORGIA:						
Juvenile Court	L (special)		X		X	17*
HAWAII:						
Circuit Court	G (Family Court Division)	X		X		16
IDAHO:						
District Court	G		X	X		18
Magistrates Division	L		X	X		18
ILLINOIS:						
Circuit Court	G		X		X	17 (15 for first-degree murder, aggravated criminal sexual assault, armed robbery, robbery with a firearm, and unlawful use of weapons on school grounds)

(continued on next page)

FIGURE E: Juvenile Unit of Count Used in State Trial Courts, 2001 (continued)

State/Court name:	Jurisdiction	Filings are counted		Disposition counted		Age at which juvenile jurisdiction transfers to adult courts
		At intake or referral	At filing of petition or complaint	At adjudication of petition	At disposition of juvenile	
INDIANA:						
Superior Court and Circuit Court	G		X	X		18
Probate Court	L		X	X		18
IOWA:						
District Court	G		X	Disposition data are not collected		18
KANSAS:						
District Court	G		X		X	18 14 (for traffic violation) 16 (for fish and game) 10 (if waived to adult status)
KENTUCKY:						
District Court	L		X	X		18
LOUISIANA:						
District Court	G		X	X		17
Family Court and Juvenile Court	G		X	X		17 (15 for first- and second-degree murder, manslaughter, and aggravated rape)
City Court	L		X	X		16 (for armed robbery, aggravated burglary, and aggravated kidnapping)
MAINE:						
District Court	L		X		X	18
MARYLAND:						
Circuit Court	G		X		X	18
District Court	L		X		X	18
MASSACHUSETTS:						
District Court	L		X	X		17
Juvenile Court	L		X	X		17
MICHIGAN:						
Probate Court	L		X		X	17
MINNESOTA:						
District Court	G		X	X		18

(continued on next page)

FIGURE E: Juvenile Unit of Count Used in State Trial Courts, 2001 (continued)

State/Court name:	Jurisdiction	Filings are counted		Disposition counted		Age at which juvenile jurisdiction transfers to adult courts
		At intake or referral	At filing of petition or complaint	At adjudication of petition	At disposition of juvenile	
MISSISSIPPI:						
County Court	L		X	X		18
Family Court	L		X	X		18
MISSOURI:						
Circuit Court	G		X	X		17
MONTANA:						
District Court	G		X		X	18
NEBRASKA:						
Separate Juvenile Court	L		X		X	18
County Court	L		X		X	18
NEVADA:						
District Court	G		Varies by district		Varies by district	18*
NEW HAMPSHIRE:						
District Court	L		X		X	17 16 (for traffic violation) 15 (for some felony charges)
NEW JERSEY:*						
Superior Court	G	X			X	18 complaint
NEW MEXICO:						
District Court	G		X	X		18
NEW YORK:						
Family Court	L		X		X	16 (except for specified felonies, 13, 14, 15)
NORTH CAROLINA:						
District Court	L		X (first filing only)	X		16 (age 13 or older may be transferred (after notice hear- ing and court finds probable cause) only as follows: if the offense is first degree murder, the court must transfer jurisdiction; for other felony-level offenses, the court may exercise dis- cretion to transfer jurisdiction.)
NORTH DAKOTA:						
District Court	G		X		X	18
OHIO:						
Court of Common Pleas	G	X (warrant)			X	18

(continued on next page)

FIGURE E: Juvenile Unit of Count Used in State Trial Courts, 2001 (continued)

State/Court name:	Jurisdiction	Filings are counted		Disposition counted		Age at which juvenile jurisdiction transfers to adult courts
		At intake or referral	At filing of petition or complaint	At adjudication of petition	At disposition of juvenile	
OKLAHOMA: District Court	G		X (case number)	X		18
OREGON: Circuit Court	G		X	Dispositions are not counted		18*
County Court	L		X			18
PENNSYLVANIA: Court of Common Pleas	G	X (delinquency)	X (dependency)	X		18
PUERTORICO: Court of First Instance	G		X		X	18 (but court keeps authority until processed minor turns 21)
RHODE ISLAND: Family Court	L		X	X		18
SOUTH CAROLINA: Family Court	L		X	X		17
SOUTH DAKOTA: Circuit Court	G	X		X		18
TENNESSEE: General Sessions Court	L		(Data are reported with Juvenile Court data)			
Juvenile Court	L	X			X	18
TEXAS: District Court	G		X		X	17
County Court at Law, Constitutional County Court, Probate Court	L		X		X	17
UTAH: Juvenile Court	L		X		X	18
VERMONT: Family Court	G		X		X	16*
VIRGINIA: District Court	L		X		X	18
WASHINGTON: Superior Court	G		X	X		18
WEST VIRGINIA: Circuit Court	G		X		X	18
WISCONSIN: Circuit Court	G		X	X		17
WYOMING: District Court	G		X	X		19

(continued on next page)

FIGURE E: Juvenile Unit of Count Used in State Trial Courts, 2001 (continued)

JURISDICTION CODES:

G = General jurisdiction court.
L = Limited jurisdiction court.

FOOTNOTES*

Arkansas-At 14, if certain offenses are committed or other factors are involved (e.g., if offense is a felony if committed by an adult and juvenile has been adjudicated delinquent three times within the last two years for acts that would have been felonies if committed by an adult.

District of Columbia-Depending on the severity of the offense a juvenile between the ages of 16-18 can be charged as an adult.

Georgia-Age 18 for deprived juveniles. If 13 and certain offenses are committed (7), Superior Court has jurisdiction unless transferred to Juvenile Court.

Nevada-Unless certified at a younger age because of felony charged.

New Jersey-All signed juvenile delinquency complaints are filed with the court and are docketed upon receipt (and therefore counted). Once complaints have been docketed they are screened by Court Intake Services and decisions are made as to how complaints will be processed (e.g., diversion, court hearings, etc.).

Oregon-At age 15, if certain felony offenses are alleged. Up to age 21 for certain status offenses.

Vermont-At 10, if certain offenses are committed or other factors are involved.

Source: State administrative offices of the courts.

FIGURE F: State Trial Courts with Incidental Appellate Jurisdiction, 2001

State/Court name:	Jurisdiction	Administrative Agency Appeals	Trial Court Appeals		Type of Appeal	Source of Trial Court Appeal
			Civil	Criminal		
ALABAMA: Circuit Court	G	X	X	X	de novo	District, Probate, Municipal Courts
ALASKA: Superior Court	G	X	O	O	de novo	
		X	X	X	on the record	District Court
ARIZONA: Superior Court	G	X	X	X	de novo (if no record)	Justice of the Peace, Municipal Court
ARKANSAS: Circuit Court	G	O	X	X	de novo	Court of Common Pleas, County, District, and City
CALIFORNIA: Superior Court	G	X	X	X	de novo on the record	Limited Jurisdiction Division
COLORADO: District Court	G	X	X	O	on the record	County and Municipal Court of Record
County Court	L	O	X	X	de novo not of record	Municipal Court
CONNECTICUT: Superior Court	G	X	X	O	de novo or on the record	Probate Court
DELAWARE: Superior Court	G	O	X (arbitration)	O		Superior Court
		O	O	X	on the record	Family Court
		O	X	X		Court of Common Pleas
		O	O	X	de novo	Municipal Court of Wilmington
Court of Common Pleas	L	O	X	X	de novo	Justice of the Peace, Alderman's Courts
DISTRICT OF COLUMBIA: Superior Court	G	X	O	O	on the record	Office of Employee Appeals, Administra- tive Traffic Agency
FLORIDA: Circuit Court	G	O	X	O	de novo on the record	County Court
		O	O	X	on the record	County Court

(continued on next page)

FIGURE F: State Trial Courts with Incidental Appellate Jurisdiction, 2001 (continued)

State/Court name:	Jurisdiction	Administrative Agency Appeals	Trial Court Appeals		Type of Appeal	Source of Trial Court Appeal
			Civil	Criminal		
GEORGIA:						
Superior Court	G	X	X	O	de novo or on the record	Probate Court, Magistrate Court
		O	O	X	de novo, on the record, or certiorari	Probate Court, Municipal Court, Magistrate Court, County Recorder's Court
State Court	L	O O	X O	O X	certiorari on the record	Magistrate Court County Recorder's Court
HAWAII:						
Circuit Court	G	X	O	O	de novo	
IDAHO:						
District Court	G	X (small claims only) O	X X	X O	de novo on the record	Magistrates Division Magistrates Division
ILLINOIS:						
Circuit Court	G	X	O	O	on the record	
INDIANA:						
Superior Court and Circuit Court	G	X	X	X	de novo	City and Town Courts
IOWA:						
District Court	G	X O	O X	O X	de novo on the record	Magistrates Division
KANSAS:						
District Court	G	X	X	X	criminal on the record civil on the record	Criminal (from Municipal Court) Civil (from limited jurisdiction judge)
KENTUCKY:						
Circuit Court	G	X	X	X	on the record	District Court
LOUISIANA:						
District Court	G	X	X	X	on the record de novo	City and Parish Justice of the Peace, Mayor's Courts
MAINE:						
Superior Court	G	X	X	X	on the record	District Court,
MARYLAND:						
Circuit Court	G	X	X	X	de novo, on the record	District Court

(continued on next page)

FIGURE F: State Trial Courts with Incidental Appellate Jurisdiction, 2001 (continued)

State/Court name:	Jurisdiction	Administrative Agency Appeals	Trial Court Appeals		Type of Appeal	Source of Trial Court Appeal
			Civil	Criminal		
MASSACHUSETTS: Superior Court	G	X	X	O	de novo, on the record	All limited jurisdiction courts
MICHIGAN: Circuit Court	G	X	X	X	de novo on the record	Municipal Court District, Municipal, and Probate Courts
MINNESOTA: District Court	G	O	X		de novo	Conciliation Division
MISSISSIPPI: Circuit Court	G	X O O	X O X	X X X	on the record de novo de novo	County Court Municipal Courts Justice Courts
Chancery Court	L	X	X	X	on the record	Commission
MISSOURI: Circuit Court	G	X X	O X	O O	on the record de novo	 Municipal Court, Associate Divisions
MONTANA: District Court	G	X O	X O	O X	de novo and on the record de novo	Justice of Peace, Municipal, City Courts, and State Boards
NEBRASKA: District Court	G	X O	O X	O X	de novo on the record on the record	 County Court
NEVADA: District Court	G	X O O	X O O	X X X	on the record de novo on the record	Justice Court Municipal Court If Municipal Court is designated court of record
NEW HAMPSHIRE: Superior Court	G	X	O	X	de novo	District
NEW JERSEY: Superior Court	G	O	O	X	de novo on the record	Municipal Court
NEW MEXICO: District Court	G	X	X	X	de novo	Magistrate, Probate, Municipal, Bernalillo County Metropolitan Courts

(continued on next page)

FIGURE F: State Trial Courts with Incidental Appellate Jurisdiction, 2001 (continued)

State/Court name:	Jurisdiction	Administrative Agency Appeals	Trial Court Appeals		Type of Appeal	Source of Trial Court Appeal
			Civil	Criminal		
NEW YORK: County Court	G	O	X	X	on the record	City, Town and Village Justice Courts
NORTH CAROLINA: Superior Court	G	X X	O O	X O	de novo de novo on the record	District Court
District Court	L	X O	O X	O X	on the record de novo	Magistrates
NORTH DAKOTA: District Court	G	X	O	O	on the record except for Municipal Court which is de novo	Municipal Court
OHIO: Court of Common Pleas	G	X	O	O	de novo and on the record	Mayor's Court Mayor's Court
County Court	L	O	O	X	de novo	
Municipal Court	L	O	O	X	de novo	
Court of Claims	L	X	O	O	de novo	
OKLAHOMA: District Court	G	X	O	X	de novo on the record	Municipal Court Not of Record
Court of Tax Review	L	X	O	O	de novo on the record	
OREGON: Circuit Court	G	X	X	X	on the record	County Court, Municipal Court, Justice Court
Tax Court	G	X	O	O	on the record	
PENNSYLVANIA: Court of Common Pleas	G	X	X	O	on the record	Philadelphia Municipal Court, District Justice, Philadelphia Traffic, Pittsburgh City
Magistrates Court	L	O	O	X	de novo	
PUERTO RICO: Court of First Instance	G	X	O	O	on the record	
RHODE ISLAND: Superior Court	G	X O	O X	O X	on the record de novo	District, Municipal, Probate Courts
District Court	L	X	O	O	on the record	
SOUTH CAROLINA: Circuit Court	G	X	X	X	de novo on the record	Magistrate, Probate, Municipal Courts

(continued on next page)

FIGURE F: State Trial Courts with Incidental Appellate Jurisdiction, 2001 (continued)

State/Court name:	Jurisdiction	Administrative Agency Appeals	Trial Court Appeals		Type of Appeal	Source of Trial Court Appeal
			Civil	Criminal		
SOUTH DAKOTA: Circuit Court	G	X O	O X	O X	de novo and on the record de novo	Magistrates Division
TENNESSEE: Circuit, Criminal and Chancery Courts	G	X	X	X	de novo	General Sessions, Municipal, and Juvenile Courts
TEXAS: District Court	G	X	X	O	de novo	Municipal Court not of record, Justice of the Peace Courts
County-level Courts	L	O	X	X	de novo de novo on the record	Municipal Court not of record, Justice of the Peace Courts Municipal Courts of record
UTAH: District Court	G	X	X	X	de novo	Justice Courts
VERMONT: Superior Court	G	X	X	O	de novo or on the record	Probate Court; small claims appealed within Superior Court system
VIRGINIA: Circuit Court	G	X O	O X	O X	on the record de novo	District Court
WASHINGTON: Superior Court	G	X	X	X	de novo and de novo on the record	District, Municipal Courts
WEST VIRGINIA: Circuit Court	G	X O	O X X	O X X	on the record de novo on the record	Municipal Court Magistrate Court (if no jury trial) Magistrate Court (jury trials and preliminary hearings)
WISCONSIN: Circuit Court	G	X	X	X (first offense DWI/DUI only)	de novo	Municipal Court
WYOMING: District Court	G	X	X	X	de novo on the record	Justice of the Peace, Municipal, County Courts

(continued on next page)

FIGURE F: State Trial Courts with Incidental Appellate Jurisdiction, 2001 (continued)

JURISDICTION CODES:

G = General jurisdiction court.
L = Limited jurisdiction court.
- = Information not available.
X = Yes
O = No

Definitions of types of appeal:

certiorari: An appellate court case category in which a petition is presented to an appellate court asking the court to review the judgment of a trial court or administrative agency, or the decision of an intermediate appellate court.

first instance: If dissatisfied with the de novo verdict of the judge, defendant can go before the jury.

de novo: An appeal from one trial court to another trial court that results in a totally new set of proceedings and a new trial court judgment.

de novo on the record: An appeal from one trial court to another trial court that is based on the record and results in a new trial court judgment.

on the record: An appeal from one trial court to another trial court in which procedural challenges to the original trial proceedings are claimed, and an evaluation of those challenges are made—there is not a new trial court judgment on the case.

Source: State administrative offices of the courts.

FIGURE G: Number of Authorized Judges/Justices in State Courts, 2001

State:	Court(s) of last resort	Intermediate appellate court(s)	General jurisdiction court(s)	Limited jurisdiction court(s)
ALABAMA	9	10	142	344
ALASKA	5	3	41 (includes 9 masters)	78 (includes 60 magistrates)
ARIZONA	5	22	161 (includes 1 part-time)	230 (includes 85 justices of the peace, 60 part-time judges)
ARKANSAS	7	12	115	204
CALIFORNIA	7	105	1,906 (includes 408 commissioners and referees)	—
COLORADO	7	16	175 (includes 32 magistrates)	351
CONNECTICUT	7	9	180	130
DELAWARE	5	—	24 (includes 1 chancellor & 4 vice-chancellors)	91 (includes 58 justices of the peace, 1 chief magistrate, 8 aldermen)
DISTRICT OF COLUMBIA	9	—	58	—
FLORIDA	7	62	493	269
GEORGIA	7	12	188	1,209 (includes 159 chief magistrates, 346 magistrates, & 33 associate juvenile court judges)
HAWAII	5	4	45 (includes 17 family court judges)	22 (excludes per diem judges)
IDAHO	5	3	39*	83* (magistrate judges)
ILLINOIS	7	52	834 (includes 362 associate judges)	—
INDIANA	5	16 (includes 1 tax court judge)	296	88
IOWA	7	9	333 (includes 135 part-time magistrates, 12 associate juvenile judges, 1 associate probate judge, & 6 part-time alternate district associate judges)	—
KANSAS	7	10	233 (includes 74 district magistrates)	257
KENTUCKY	7	14	161 (includes 50 domestic relations commissioners)	206 (includes 77 trial commissioners)
LOUISIANA	7	54	235 (includes 11 commissioners)	713 (includes 390 justices of the peace, 250 mayors)
MAINE	7	—	16	49 (includes 16 part-time judges)
MARYLAND	7	13	143	174
MASSACHUSETTS	7	25	82	296
MICHIGAN	7	28	210	370
MINNESOTA	7	16	260	—
MISSISSIPPI	9	10	49	475 (includes 191 justices of the peace & 45 chancellors)
MISSOURI	7	32	346 (includes 32 commissioners)	327

(continued on next page)

FIGURE G: Number of Authorized Judges/Justices in State Courts, 2001 (continued)

State:	Court(s) of last resort	Intermediate appellate court(s)	General jurisdiction court(s)	Limited jurisdiction court(s)
MONTANA	7	–	46	114 (includes 33 justices of the peace that also serve on the city court)
NEBRASKA	7	6	55	76
NEVADA	7	–	56	79 (includes 68 justices of the peace)
NEW HAMPSHIRE	5	–	40 (includes 11 full-time marital masters)	80 (includes 57 part-time judges)
NEW JERSEY	7	32	428 (includes 21 surrogates)	366
NEW MEXICO	5	10	72	195
NEW YORK	7	70	524	3,044 (includes 30 surrogates, 2,300 justices of the peace & 81 quasi-judicial staff)
NORTH CAROLINA	7	15	205 (includes 100 clerks who hear uncontested probate)	954 (includes 719 magistrates)
NORTH DAKOTA	5*	–	50 (includes 7 full-time and 1 part-time judicial referees)	82
OHIO	7	68	375	686 (includes 428 mayors)
OKLAHOMA	14	12	228 (includes 78 special judges)	375 (includes part-time judges)
OREGON	7	10	169 (includes 5 magistrates)	178 (includes 30 justices of the peace)
PENNSYLVANIA	7	24	394	588 (includes 550 district justices & 6 magistrates)
PUERTO RICO	7	33	328	–
RHODE ISLAND	5	–	26 (includes 4 magistrates)	112 (includes 13 magistrates)
SOUTH CAROLINA	5	9	72 (includes 21 masters-in-equity)	709 (includes 300 magistrates)
SOUTH DAKOTA	5	–	38	–
TENNESSEE	5	24	151 (includes 33 chancellors)	341
TEXAS	18	80	414	2,582 (includes 835 justices of the peace)
UTAH	5	7	77 (includes 7 domestic court commissioners)	149 (includes 123 justices of the peace & 1 commissioner)
VERMONT	5	–	34 (includes 5 child support magistrates)	23 (includes 18 part-time judges & 4 hearing officers)
VIRGINIA	7	11	150	234 (includes 110 FTE juvenile & domestic relations judges)
WASHINGTON	9	22	175	221
WEST VIRGINIA	5	–	65	280 (includes 158 magistrates & 122 part-time judges)
WISCONSIN	7	16	241	226
WYOMING	5	–	17	104 (includes 7 part-time justices of the peace & 73 part-time judges)
Total	356	984	11,195	17,764

– = The state does not have a court at the indicated level.

Note: This table identifies, in parentheses, all individuals who hear cases but are not titled judges/justices. Some states may have given the title “judge” to officials who are called magistrates, justices of the peace, etc., in other states.

Source: State administrative offices of the courts.

FOOTNOTES*

Idaho-The Magistrates Division of the District Court functions as a limited jurisdiction court.

North Dakota-A temporary court of appeals was established July 1, 1987 to exercise appellate and original jurisdiction as delegated by the supreme court. This court does not sit, has no assigned judges, has heard no appeals, and is currently unfunded.

FIGURE H: Method of Counting Civil Cases in State Trial Courts, 2001

State/Court name:	Jurisdiction	Are reopened cases counted as new filings, or identified separately as reopened cases?	Qualifications or Conditions	Are enforcement/ collection proceedings counted? If yes, are they counted separately from new case filings?	Are temporary injunctions counted? If yes, are they counted separately from new case filings?
ALABAMA:					
Circuit Court	G	New filings		No	No
District Court	L	New filings		No	No
ALASKA:					
Superior Court	G	Reopened		No	No
District Court	L	Reopened		No	No
ARIZONA:					
Superior Court	G	New filings		No	No
Justice of the Peace Court	L	New filings		No	No
ARKANSAS:					
Circuit Court	G	Reopened		No	No
CALIFORNIA:					
Superior Court	G	Reopened	Retried cases	No	No
COLORADO:					
District Court	G	Reopened	Post activities	No	No
Water Court	G	Reopened	Post activities	No	No
County Court	L	Reopened	Post activities	No	No
Municipal Court	L	NA		NA	NA
CONNECTICUT:					
Superior Court	G	Not counted as either new filing or reopened case; only pending caseload is adjusted		No	No If heard separately (rarely occurs)
DELAWARE:					
Court of Chancery	G	Reopened		No	No
Superior Court	G	New filings reopened	If remanded Case rehearing	No	Yes/No
Justice of the Peace Court	L	New filings		No	Yes/No
Family Court	L	New filings are heard separately Reopened if rehearing of total case	If part of original proceeding	No	No
Court of Common Pleas	L	New filings reopened	If remanded rehearing	No	No
DISTRICT OF COLUMBIA:					
Superior Court	G	Reopened		Yes/No	Yes/No
FLORIDA:					
County Court	L	Reopened		Yes/No	Yes/No
Circuit Court	G	Reopened		Yes/No	Yes/No

(continued on next page)

FIGURE H: Method of Counting Civil Cases in State Trial Courts, 2001 (continued)

State/Court name:	Jurisdiction	Are reopened cases counted as new filings, or identified separately as reopened cases?	Qualifications or Conditions	Are enforcement/ collection proceedings counted? If yes, are they counted separately from new case filings?	Are temporary injunctions counted? If yes, are they counted separately from new case filings?
GEORGIA:					
Superior Court	G	New filings		Yes	No
Civil Court	L	NC		NC	NC
State Court	L	New filings		Yes	No
Probate Court	L	New filings		NC	NC
Magistrate Court	L	New filings		Yes	No
Municipal Court	L	NC		NC	NC
HAWAII:					
Circuit Court	G	New filings		Yes/Yes Special proceedings	Yes/Yes Circuit Court: Special proceedings
Family Court	G	New filings			Yes/No
District Court	L	New filings		No	Yes/No (included as new case filing)
IDAHO:					
District Court	G	Reopened		Yes/No	No
Magistrates Division	L	Reopened		Yes/No	No
ILLINOIS:					
Circuit Court	G	Reopened		No	No
INDIANA:					
Superior Court	G	Reopened	Redocketed	No	No
Circuit Court	G	Reopened	Redocketed	No	No
County Court	L	Reopened	Redocketed	No	No
City Court	L	NA	NA	NA	N/Applicable
Small Claims Court of Marion County	L	NA	NA	NA	NA
IOWA:					
District Court	G	New filings		Yes/Yes	No
KANSAS:					
District Court	G	Reopened		No	Yes/No
KENTUCKY:					
Circuit Court	G	Reopened		No	Yes/Yes
District Court	L	Reopened		No	Yes/Yes
LOUISIANA:					
District Court	G	New filings		Yes/No	Yes/No
Juvenile Court	G	New filings		Yes/No	No
Family Court	G	New filings		No	No
City & Parish Courts	L	New filings		Yes/Yes	No
MAINE:					
Superior Court	G	New filings		No	Yes/No
District Court	L	NC		No	No
Probate Court	L	NC		No	No

(continued on next page)

FIGURE H: Method of Counting Civil Cases in State Trial Courts, 2001 (continued)

State/Court name:	Jurisdiction	Are reopened cases counted as new filings, or identified separately as reopened cases?	Qualifications or Conditions	Are enforcement/ collection proceedings counted? If yes, are they counted separately from new case filings?	Are temporary injunctions counted? If yes, are they counted separately from new case filings?
MARYLAND:					
Circuit Court	G	Reopened, but included with new filings		No	NA
District Court	L	NA		NA	Yes/No
MASSACHUSETTS:					
Superior Court	G	NC		NA	Yes/No
District Court	L	NC		Yes/Yes	NA
Boston Municipal Court	L	NC		Yes/Yes	NA
Housing Court	L	NC		Yes/Yes	NA
Land Court	L	NC		N/Applicable	NA
MICHIGAN:					
Court of Claims	G	Reopened		No	No
Circuit Court	G	Reopened		No	No
District Court	L	New filings		NA	NA
Municipal Court	L	New filings		NA	NA
MINNESOTA:					
District Court	G	Identified separately	No	No	
MISSISSIPPI:					
Circuit Court	G	Reopened		Yes	Yes/No
Chancery Court	L	Reopened		Yes	Yes/No
County Court	L	Varies from court to court		Varies	Yes/No
Family Court	L	Varies from court to court		Varies	Varies
Justice Court	L	Varies from court to court		Varies	Varies
MISSOURI:					
Circuit Court	G	New filings		Yes/No	Yes/No
MONTANA:					
District Court	G	New filings		Yes/Yes	Yes/No
Justice of the Peace Court	L	NA		NA	NA
Municipal Court	L	NA		NA	NA
City Court	L	NA		NA	NA
NEBRASKA:					
District Court	G	Reopened		No	No
County Court	L	Reopened		No	No
NEVADA:					
District Court	G	Reopened	May not be reopened but refers back to original case	Varies/Varies	Varies
NEW HAMPSHIRE:					
Superior Court	G	Reopened		Yes/No	No
District Court	L	NC		No	No

(continued on next page)

FIGURE H: Method of Counting Civil Cases in State Trial Courts, 2001 (continued)

State/Court name:	Jurisdiction	Are reopened cases counted as new filings, or identified separately as reopened cases?	Qualifications or Conditions	Are enforcement/ collection proceedings counted? If yes, are they counted separately from new case filings?	Are temporary injunctions counted? If yes, are they counted separately from new case filings?
NEW JERSEY:					
Superior Court: Family	G	Reopened		Yes/Yes	Yes/No (except for domestic violence)
Civil, General Equity, and Criminal Divisions	G	Reopened		No	No
NEW MEXICO:					
District Court	G	Reopened		Yes/Yes	No
Magistrate Court	L	Reopened		No	No
Metropolitan Court of Bernalillo County	L	Reopened		No	No
NEW YORK:					
Supreme Court	G	Reopened		Yes/No	Yes/No
County Court	L	NC		No	No
Court of Claims	L	NC		No	No
Family Court	L	Reopened		Yes/No	No
District Court	L	NC		No	No
City Court	L	NC		No	No
Civil Court of the City of New York	L	NC		No	No
Town & Village Justice Court	L	NC		No	No
NORTH CAROLINA:					
Superior Court	G	NC		No	No
District Court	L	NC		Yes/No	No
NORTH DAKOTA:					
District Court	G	Reopened		Yes/Yes	Yes/Yes
OHIO:					
Court of Common Pleas	G	Reopened		Yes/No (are counted separately in domestic relations cases)	Yes/No
Municipal Court	L	Reopened		Yes	Yes
County Court	L	Reopened		Yes	Yes
Court of Claims	L	NA		NA	NA
OKLAHOMA:					
District Court	G	Reopened		No	No
OREGON:					
Circuit Court	G	Reopened, not counted		Yes/No	Yes/No
Justice Court	L	NA		NA	NA
Municipal Court	L	NA		NA	NA
PENNSYLVANIA:					
Court of Common Pleas	G	Reopened		No	No
District Justice Court	L	New filings		NA	NA
PUERTO RICO:					
Court of First Instance	G	New filings		Yes/No	No

(continued on next page)

FIGURE H: Method of Counting Civil Cases in State Trial Courts, 2001 (continued)

State/Court name:	Jurisdiction	Are reopened cases counted as new filings, or identified separately as reopened cases?	Qualifications or Conditions	Are enforcement/ collection proceedings counted? If yes, are they counted separately from new case filings?	Are temporary injunctions counted? If yes, are they counted separately from new case filings?
RHODE ISLAND:					
Superior Court	G	Reopened		No	Yes/No
District Court	L	Reopened		No	Yes/Yes
Family Court	L	Reopened		No	Yes/Yes
Probate Court	L	NA		NA	NA
SOUTH CAROLINA:					
Circuit Court	G	Reopened		No	No (Permanent
Family Court	L	Reopened		No	No injunctions
Magistrate Court	L	Reopened		No	No are counted
Probate Court	L	Reopened		No	No as a new filing)
SOUTH DAKOTA:					
Circuit Court	G	NC		No	Yes/No
TENNESSEE:					
Circuit Court	G	Reopened	(varies based on local practice)		(varies based on local practice)
Chancery Court	G	Reopened	(varies based on local practice)		(varies based on local practice)
General Sessions Court	L	Reopened	(varies based on local practice)		(varies based on local practice)
TEXAS:					
District Court	G	Reopened		No	No
Constitutional County Court	L	Reopened		No	No
County Court at Law	L	Reopened		No	No
Justice Court	L	New filings		No	No
UTAH:					
District Court	G	NC		No	Yes/No
Justice Court	L	NC		No	Yes/No
VERMONT:					
Superior Court	G	Reopened		No	Yes/No
District Court	G	Reopened		No	Yes/No
Family Court	G	Reopened		No	Yes/No
Probate Court	L	Reopened		No	N/Applicable
VIRGINIA:					
Circuit Court	G	Reopened	Reinstated cases		
District Court	L	New filings		Yes/No	No
WASHINGTON:					
Superior Court	G	Reopened		No	Yes/No
Municipal Court	L	New filings		NA	NA
District Court	L	New filings		No	NA
WEST VIRGINIA:					
Circuit Court	G	NC		No	Yes/No
Magistrate Court	L	NC		No	N/Applicable

(continued on next page)

FIGURE H: Method of Counting Civil Cases in State Trial Courts, 2001 (continued)

State/Court name:	Jurisdiction	Are reopened cases counted as new filings, or identified separately as reopened cases?	Qualifications or Conditions	Are enforcement/collection proceedings counted? If yes, are they counted separately from new case filings?	Are temporary injunctions counted? If yes, are they counted separately from new case filings?
WISCONSIN:					
Circuit Court	G	New filings	Identified with R (reopened) suffix, but included in total count	No	Yes/Yes
WYOMING:					
District Court	G	Reopened		No	No
Justice of the Peace Court	L	Reopened		No	NA
County Court	L	Reopened		No	NA

JURISDICTION CODES:

G = General Jurisdiction Court

L = Limited Jurisdiction Court

NA = Information is not available

NC = Information is not collected/counted

N/Applicable = Civil case types heard by this court are not applicable to this figure.

Source: State administrative offices of the courts.

State Court Caseload Tables

2001 State Court Caseload Tables

105	TABLE 1:	Reported National Caseload for State Appellate Courts, 2001. Mandatory jurisdiction cases and discretionary jurisdiction petitions in courts of last resort and intermediate appellate courts.
106	TABLE 2:	Reported Total Caseload for All State Appellate Courts, 2001. Total mandatory cases, total discretionary petitions, and total discretionary petitions granted that are filed and disposed. The number of and filed-per-judge figures for both the sum of mandatory cases and discretionary petitions, and the sum of mandatory cases and discretionary petitions granted. Court type and the point at which cases are counted.
117	TABLE 3:	Selected Caseload and Processing Measures for Mandatory Cases in State Appellate Courts, 2001. Court type. Filed and disposed cases. Disposed as a percent of filed. Number of judges. Filed per judge. Filed per 100,000 total population.
123	TABLE 4:	Selected Caseload and Processing Measures for Discretionary Petitions in State Appellate Courts, 2001. Court type. Filed and disposed cases. Disposed as a percent of filed. Number of judges. Filed per judge. Filed per 100,000 total population.
128	TABLE 5:	Selected Caseload and Processing Measures for Discretionary Petitions Granted in State Appellate Courts, 2001. Court type. Filed, filed granted, and granted disposed cases. Granted as a percent of filed. Disposed as a percent of granted. Number of judges. Filed granted per judge.
133	TABLE 6:	Opinions Reported by State Appellate Courts, 2001. Opinion unit of count. Composition of opinion count. Signed opinions. Number of justices/judges. Number of opinions/judge. Number of lawyer support personnel.
137	TABLE 7:	Reported National Civil and Criminal Caseloads for State Trial Courts, 2001. Civil and criminal cases in general jurisdiction and limited jurisdiction courts.
139	TABLE 8:	Reported Grand Total State Trial Court Caseload, 2001. Jurisdiction, parking, criminal unit of count, and support/custody codes. Case filings and dispositions. Dispositions as a percentage of filings. Filings per 100,000 total population.
147	TABLE 9:	Reported Total State Trial Court Civil Caseload, 2001. Jurisdiction, support/custody codes. Case filings and dispositions. Dispositions as a percentage of filings. Filings per 100,000 total population.
155	TABLE 10:	Reported Total State Trial Court Criminal Caseload, 2001. Jurisdiction, criminal unit of count, and point of filing codes. Case filings and dispositions. Dispositions as a percentage of filings. Filings per 100,000 adult population.
162	TABLE 11:	Reported Total State Trial Court Traffic/Other Violation Caseload, 2001. Jurisdiction, parking codes. Case filings and dispositions. Dispositions as a percentage of filings. Filings per 100,000 total population.
168	TABLE 12:	Reported Total State Trial Court Juvenile Caseload, 2001. Jurisdiction, point of filing codes. Case filings and dispositions. Dispositions as a percentage of filings. Filings per 100,000 juvenile population.
172	TABLE 13:	Mandatory Caseload in State Appellate Courts, 1992-2001. Case filings and dispositions, 1992-2001.
182	TABLE 14:	Discretionary Petitions in State Appellate Courts, 1992-2001. Case filings and dispositions, 1992-2001.
190	TABLE 15:	Felony Caseload in State Trial Courts of General Jurisdiction, 1992-2001. Case filings, 1992-2001.
194	TABLE 16:	Tort Caseload in State Trial Courts of General Jurisdiction, 1992-2001. Case filings, 1992-2001.

TABLE 1: Reported National Caseload for State Appellate Courts, 2001

Reported Caseload		Filed	Disposed	
Courts of last resort:				
I. Mandatory jurisdiction appeals:				
A.	Number of reported complete cases	23,596	25,028	
	Number of courts reporting complete data	41	41	
B.	Number of reported complete cases that include some discretionary petitions	3,763	5,073	
	Number of courts reporting complete data with some discretionary petitions	6	7	
C.	Number of reported cases that are incomplete	344	0	
	Number of courts reporting incomplete data	2	0	
D.	Number of reported cases that are incomplete and include some discretionary petitions	861	889	
	Number of courts reporting incomplete data that include some discretionary petitions	2	2	
II. Discretionary jurisdiction petitions:				
A.	Number of reported complete petitions	58,904	53,375	
	Number of courts reporting complete petitions	45	42	
B.	Number of reported complete petitions that include some mandatory cases	0	4257	
	Number of courts reporting complete petitions that include some mandatory cases	0	3	
C.	Number of reported petitions that are incomplete	1,377	5238	
	Number of courts reporting incomplete petitions	2	2	
Intermediate appellate courts:				
I. Mandatory jurisdiction appeals:				
A.	Number of reported complete cases	119,841	129,024	
	Number of courts reporting complete data	33	34	
B.	Number of reported complete cases that include some discretionary petitions	35,453	41,828	
	Number of courts reporting complete data with some discretionary petitions	10	10	
C.	Number of reported cases that are incomplete	4,483	4,611	
	Number of courts reporting incomplete data	2	1	
II. Discretionary jurisdiction petitions:				
A.	Number of reported complete petitions	29,272	28,901	
	Number of courts reporting complete petitions	20	20	
B.	Number of reported complete petitions that include some mandatory cases	0	0	
	Number of courts reporting complete petitions that include some mandatory cases	0	0	
C.	Number of reported petitions that are incomplete	0	0	
	Number of courts reporting incomplete petitions	0	0	
Summary section for all appellate courts:				
		Reported Filings		
		COLR	IAC	Total
A.	Number of reported complete cases/petitions	82,500	149,113	231,613
B.	Number of reported complete cases/petitions that include other case types	3,763	35,453	39,216
C.	Number of reported cases/petitions that are incomplete	1,721	4,483	6,204
D.	Number of reported cases/petitions that are incomplete and include other case types	861	0	861
Total		88,845	189,049	277,894
		Reported Dispositions		
		COLR	IAC	Total
A.	Number of reported complete cases/petitions	78,403	157,925	236,328
B.	Number of reported complete cases/petitions that include other case types	9,330	41,828	51,158
C.	Number of reported cases/petitions that are incomplete	5,238	4,611	9,849
D.	Number of reported cases/petitions that are incomplete and include other case types	889	0	889
Total		93,860	204,364	298,224

TABLE 2: Reported Total Caseload for All State Appellate Courts, 2001

State/Court name:	TOTAL CASES FILED						
	Total mandatory cases filed	Total discretionary petitions filed	Total discretionary petitions filed granted	Sum of mandatory cases and discretionary petitions filed		Sum of mandatory cases and discretionary petitions filed granted	
				Number	Filed per judge	Number	Filed per judge
States with one court of last resort and one intermediate appellate court							
ALASKA							
Supreme Court	294	192	5	486	97	299	60
Court of Appeals	272	36	0	308	103	272	91
State Total	566	228	5	794	99	571	71
ARIZONA							
Supreme Court	207	1,042	NA	1,249	250		
Court of Appeals	3,367	95	NA	3,462	157		
State Total	3,574	1,137		4,711	174		
ARKANSAS							
Supreme Court	401 C	(B)	130	401	57	531	76
Court of Appeals	1,158	164	25	1,322	110	1,183	99
State Total	1,559 *		155	1,723	91	1,714	90
CALIFORNIA							
Supreme Court	31	8,860	85 A	8,891	1,270	116	17
Courts of Appeal	14,728	8,654	NA	23,382	233		
State Total	14,759	17,514		32,273	288		
COLORADO							
Supreme Court	89 A	1,278	NA	1,367	195		
Court of Appeals	2,335	NJ	NJ	2,335	146	2,335	146
State Total	2,424 *	1,278		3,702	161		
CONNECTICUT							
Supreme Court	63	442	50	505	63	113	14
Appellate Court	1,109 B	NA	NA				
State Total	1,172 *						
FLORIDA							
Supreme Court	110	2,785	NA	2,895	414		
District Courts of Appeal	19,183	1,301	NA	20,484	330		
State Total	19,293	4,086		23,379	339		
GEORGIA							
Supreme Court	642	1,214	31	1,856	265	673	96
Court of Appeals	2,900	413	NA	3,313	276		
State Total	3,542	1,627		5,169	272		
HAWAII							
Supreme Court	829	70	41	899	180	870	174
Intermediate Court of Appeals	225	NJ	NJ	225	56	225	56
State Total	1,054	70	41	1,124	125	1,095	122
IDAHO							
Supreme Court	460 C	187	NA	647	129		
Court of Appeals	561	NJ	NJ	561	187	561	187
State Total	1,021 *	187		1,208	151		
ILLINOIS **							
Supreme Court	820	2,325	125	3,145	449	945	135
Appellate Court	9,266 B	(B)	NA	9,266	178		
State Total	10,086 *			12,411	210		

TOTAL CASES DISPOSED

<u>Total mandatory cases disposed</u>	<u>Total discretionary petitions disposed</u>	<u>Total discretionary petitions granted disposed</u>	<u>Sum of mandatory cases and discretionary petitions disposed</u>	<u>Sum of mandatory cases and discretionary petitions granted disposed</u>	<u>Court type</u>	<u>Point at which cases are counted</u>
325	166	NA	491		COLR	1
303	38	NA	341		IAC	1
628	204		832			
189	1,170	NA	1,359		COLR	6
3,593	101	NA	3,694		IAC	6
3,782	1,271		5,053			
428 C	(B)	130	428	558	COLR	2
1,275	164	25	1,439	1,300	IAC	2
1,703 *		155	1,867	1,858		
11	9,036	63	9,047	74	COLR	6
18,280	9,096	NA	27,376		IAC	2
18,291	18,132		36,423			
(B)	1,425 B	NA	1,425		COLR	1
2,414	NJ	NJ	2,414	2,414	IAC	1
	1,425 *		3,839			
(B)	475 B	NA	475		COLR	1
1,199 B	(B)	NA	1,199		IAC	1
			1,674			
123	2,809	NA	2,932		COLR	1
19,204	NA	NA			IAC	1
19,327						
618	1,205	34	1,823	652	COLR	2
2,864	451	NA	3,315		IAC	2
3,482	1,656		5,138			
688	68	NA	756		COLR	2
198	NJ	NJ	198	198	IAC	2
886	68		954			
461 C	165	NA	626		COLR	1
588	NJ	NJ	588	588	IAC	4
1,049 *	165		1,214			
655	2,051	0	2,706	655	COLR	1
8,570 B	(B)	NA	8,570		IAC	1
9,225 *			11,276			

(continued on next page)

TABLE 2: Reported Total Caseload for All State Appellate Courts, 2001 (continued)

TOTAL CASES FILED							
State/Court name:	Total mandatory cases filed	Total discretionary petitions filed	Total discretionary petitions filed granted	Sum of mandatory cases and discretionary petitions filed		Sum of mandatory cases and discretionary petitions filed granted	
				Number	Filed per judge	Number	Filed per judge
IOWA							
Supreme Court	1,006 B	(B)	NA	1,006	126		
Court of Appeals	1,068	NJ	NJ	1,068	119	1,068	119
State Total	2,074 *			2,074	122		
KANSAS							
Supreme Court	154	879	19	1,033	148	173	25
Court of Appeals	1,745 B	(B)	NA	1,745	175		
State Total	1,899 *			2,778	163		
KENTUCKY							
Supreme Court	379	763	NA	1,142	163		
Court of Appeals	2,690	92	NA	2,782	199		
State Total	3,069	855		3,924	187		
LOUISIANA							
Supreme Court	228	3,230	290	3,458	494	518	74
Courts of Appeal	3,733	5,926	1,532	9,659	179	5,265	98
State Total	3,961	9,156	1,822	13,117	215	5,783	95
MARYLAND							
Court of Appeals	255 A	700	126	955	136	381	54
Court of Special Appeals	1,893	441	8	2,334	180	1,901	146
State Total	2,148 *	1,141	134	3,289	164	2,282	114
MASSACHUSETTS							
Supreme Judicial Court	264	750	0	1,014	145	264	38
Appeals Court	1,731	751	NA	2,482	113		
State Total	1,995	1,505		3,496	121		
MICHIGAN							
Supreme Court	2	2,262	NA	2,264	323		
Court of Appeals	4,074	3,028	NA	7,102	254		
State Total	4,076	5,290		9,366	268		
MINNESOTA							
Supreme Court	113	691	89	804	115	202	29
Court of Appeals	2,145	100	NA	2,245	140		
State Total	2,258	791		3,049	133		
MISSISSIPPI							
Supreme Court	1,189 B	NA	37			1,226	136
Court of Appeals	36 A	NA	0			36	4
State Total	1,225 *		37			1,262	173
MISSOURI							
Supreme Court	250	752	40	1,002	143	290	41
Court of Appeals	3,611	NJ	NJ	3,611	113	3,611	113
State Total	3,861	752	40	4,613	118	3,091	100
NEBRASKA							
Supreme Court	77	209	65	286	41	142	20
Court of Appeals	1,347 B	(B)	NJ	1,347	192	1,347	192
State Total	1,424 *		65	1,633	117	1,489	106

TOTAL CASES DISPOSED

Total mandatory cases disposed	Total discretionary petitions disposed	Total discretionary petitions granted disposed	Sum of mandatory cases and discretionary petitions disposed	Sum of mandatory cases and discretionary petitions granted disposed	Court type	Point at which cases are counted
203 B	2,201	NA	2,404		COLR	1
874	NJ	NJ	874	874	IAC	4
1,077 *	2,201		3,278			
1,094 B	(B)	NA	1,094		COLR	5
1,868 B	(B)	NA	1,868		IAC	5
2,962 *			2,962			
405	702	NA	1,107		COLR	6
2,880	83	NA	2,963		IAC	3
3,285	785		4,070			
186	3,144	356	3,330	542	COLR	2
4,583	6,308	1,509	10,891	6,092	IAC	2
4,769	9,452	1,865	14,221	6,634		
247	712	NA	959		COLR	2
1,825	441	NA	2,266		IAC	2
2,072	1,153		3,225			
297	667	NA	964		COLR	2
1,703	751	NA	2,454		IAC	2
2,000	1,418		3,418			
(B)	2,357	NA	2,357		COLR	1
4,149	(B)	NA	4,149		IAC	1
			6,506			
111	80	17	191	128	COLR	1
2,145	90	83	2,235	2,228	IAC	1
2,256	170	100	2,426	2,356		
648	238	NA	886		COLR	2
567	NA	NA			IAC	2
1,215						
254	760	52	1,014	306	COLR	1
3,790	NJ	NJ	3,790	3,790	IAC	1
4,044	760	52	4,804	4,096		
NA	(B)	NA			COLR	1
1,077 B	(B)	NJ	1,077	1,077	IAC	1

(continued on next page)

TABLE 2: Reported Total Caseload for All State Appellate Courts, 2001 (continued)

State/Court name:	TOTAL CASES FILED						
	Total mandatory cases filed	Total discretionary petitions filed	Total discretionary petitions filed granted	Sum of mandatory cases and discretionary petitions filed		Sum of mandatory cases and discretionary petitions filed granted	
				Number	Filed per judge	Number	Filed per judge
NEW JERSEY							
Supreme Court	515	2,812	151	3,327	475	666	95
Appellate Div. of Super. Ct.	7,182	0	NA	7,182	224		
State Total	7,697	2,812		10,509	269		
NEW MEXICO ***							
Supreme Court	54	531	32	585	117	86	17
Court of Appeals	833	70	NA	903	90		
State Total	887	601		1,488	99		
NORTH CAROLINA							
Supreme Court	94	634	36	728	104	130	19
Court of Appeals	1,618	762	98	2,380	198	1,716	143
State Total	1,712	1,396	134	3,108	164	1,846	97
OHIO							
Supreme Court	675	1,609	121	2,284	326	796	114
Courts of Appeals	10,760	NJ	NJ	10,760	158	10,760	158
State Total	11,435	1,609	121	13,044	174	11,556	154
OREGON							
Supreme Court	349	908	NA	1,257	180		
Court of Appeals	4,084	NJ	NJ	4,084	408	4,084	408
State Total	4,433	908		5,341	314		
PUERTO RICO							
Supreme Court	104	1,138	NA	1,242	177		
Circuit Court of Appeals	1,382	3,890	NA	5,272	160		
State Total	1,486	5,028		6,514	163		
SOUTH CAROLINA							
Supreme Court	329	1,042	NA	1,371	274		
Court of Appeals	1,413	NJ	NJ	1,413	157	1,413	157
State Total	1,742	1,042		2,784	199		
UTAH							
Supreme Court	530 B	NA	NA				
Court of Appeals	732 B	(B)	NA	732	105		
State Total	1,262 *						
VIRGINIA							
Supreme Court	(B)	2,901	308	2,901	414	308	44
Court of Appeals	733	2,766	377	3,499	318	1,110	101
State Total		5,667	685	6,400	356	1,418	79
WASHINGTON							
Supreme Court	73 B	1,319 A	NA	1,392	155		
Court of Appeals	3,756	443	NA	4,199	191		
State Total	3,829 *	1,762 *		5,591	180		
WISCONSIN							
Supreme Court	45	1,198	0	1,243	178		
Court of Appeals	3,421 B	(B)	NA	3,421	214		
State Total	3,466 *			4,664	203		

TOTAL CASES DISPOSED

Total mandatory cases disposed	Total discretionary petitions disposed	Total discretionary petitions granted disposed	Sum of mandatory cases and discretionary petitions disposed	Sum of mandatory cases and discretionary petitions granted disposed	Court type	Point at which cases are counted
508	2,901	NA	3,409		COLR	1
7,354	0	NA	7,354		IAC	1
7,862	2,901		10,763			
48	532	22	580	70	COLR	5
893 B	(B)	NA	893		IAC	5
941 *			1,473			
65	635	24	700	89	COLR	2
1,465	690	NA	2,155		IAC	2
1,530	1,325		2,855			
674	1,543	NA	2,217		COLR	1
11,150	NJ	NJ	11,150	11,150	IAC	1
11,824	1,543		13,367			
137	790	(B)	927	137	COLR	1
3,840	NJ	NJ	3,840	3,840	IAC	1
3,977	790		4,767	3,977		
130	1,143	NA	1,273		COLR	1
1,486	3,954	NA	5,440		IAC	1
1,616	5,097		6,713			
422	1,164	NA	1,586		COLR	2
1,547	NJ	NJ	1,547	1,547	IAC	4
1,969	1,164		3,133			
548 B	NA	NA			COLR	1
762 B	(B)	NA	762		IAC	1
1,310 *						
(B)	3,007	0	3,007	0	COLR	1
704	2,320	NA	3,024		IAC	1
	5,327		6,031			
59 B	1,535 A	NA	1,594		COLR	6
3,879	458	NA	4,337		IAC	6
3,938 *	1,993 *		5,931			
45	1,192	97	1,237	142	COLR	6
3,519 B	(B)	NA	3,519		IAC	6
3,564 *			4,756			

(continued on next page)

TABLE 2: Reported Total Caseload for All State Appellate Courts, 2001 (continued)

State/Court name:	TOTAL CASES FILED						
	Total mandatory cases filed	Total discretionary petitions filed	Total discretionary petitions filed granted	Sum of mandatory cases and discretionary petitions filed		Sum of mandatory cases and discretionary petitions filed granted	
				Number	Filed per judge	Number	Filed per judge
States with no intermediate appellate court							
DELAWARE							
Supreme Court	582	0	NA	582	116		
DISTRICT OF COLUMBIA							
Court of Appeals	1,604	55	9	1,659	184	1,613	179
MAINE							
Supreme Judicial Court	529 B	(B)	NA	529	76		
MONTANA							
Supreme Court	562	347	NA	909	130		
NEVADA							
Supreme Court	1,803	NJ	NJ	1,803	258	1,803	258
NEW HAMPSHIRE							
Supreme Court	NJ	766	NA	766	153		
NORTH DAKOTA							
Supreme Court	285	22	NA	307	61		
RHODE ISLAND							
Supreme Court	342	312	48	654	131	390	78
SOUTH DAKOTA							
Supreme Court	436 B	58 A	NA	494	99		
VERMONT							
Supreme Court	592	26	NA	618	124		
WEST VIRGINIA							
Supreme Court of Appeals	NJ	2,650	451	2,650	530	451	90
WYOMING							
Supreme Court	283	NJ	NJ	283	57	283	57

TOTAL CASES DISPOSED

<u>Total mandatory cases disposed</u>	<u>Total discretionary petitions disposed</u>	<u>Total discretionary petitions granted disposed</u>	<u>Sum of mandatory cases and discretionary petitions disposed</u>	<u>Sum of mandatory cases and discretionary petitions granted disposed</u>	<u>Court type</u>	<u>Point at which cases are counted</u>
598	0	NA	598		COLR	1
1,768	52	NA	1,820		COLR	1
469 B	(B)	NA	469		COLR	1
588	322	81	910	669	COLR	1
2,001	NJ	NJ	2,001	2,001	COLR	2
NJ	1,014	NA	1,014		COLR	1
318	30	NA	348		COLR	1
396	266	NA	662		COLR	1
480 B	(B)	NA	480		COLR	2
580	24	NA	604		COLR	1
NJ	3,703 A	45	3,703	45	COLR	1
271	NJ	NJ	271	271	COLR	1

(continued on next page)

TABLE 2: Reported Total Caseload for All State Appellate Courts, 2001 (continued)

TOTAL CASES FILED							
State/Court name:	Total mandatory cases filed	Total discretionary petitions filed	Total discretionary petitions filed granted	Sum of mandatory cases and discretionary petitions filed		Sum of mandatory cases and discretionary petitions filed granted	
				Number	Filed per judge	Number	Filed per judge
States with multiple appellate courts at any level							
ALABAMA							
Supreme Court	NA	NA	NA				
Court of Civil Appeals	1,301	NJ	NJ	1,301	260	1,301	260
Court of Criminal Appeals	2,704	NJ	NJ	2,704	541	2,704	541
State Total							
INDIANA							
Supreme Court	318	801	NA	1,119	224		
Court of Appeals	1,938	NA	170			2,108	141
Tax Court	106	NJ	NJ	106	7	106	7
State Total	2,362						
NEW YORK							
Court of Appeals	287	4,266	NA	4,553	650		
Appellate Div. of Sup. Ct.	10,023 B	(B)	NA	10,023	179		
Appellate Terms of Sup. Ct.	1,843 B	(B)	NA	1,843	123		
State Total	12,153 *			16,419	211		
OKLAHOMA****							
Supreme Court	1,339	502	NA	1,841	205		
Court of Criminal Appeals	1,620	NJ	NJ	1,620	324	1,620	324
Court of Appeals	499	NJ	NJ	499	42	499	42
State Total	3,458	502		3,960	152		
PENNSYLVANIA							
Supreme Court	419	2,767	NA	3,186	455		
Superior Court	7,839	NJ	NJ	7,839	523	7,839	523
Commonwealth Court	4,447 A	NA	NA				
State Total	12,705 *						
TENNESSEE							
Supreme Court	200	980	75	1,180	236	275	55
Court of Criminal Appeals	1,167	126	24	1,293	108	1,191	99
Court of Appeals	1,119	214	43	1,333	111	1,162	97
State Total	2,486	1,320	142	3,806	131	2,628	91
TEXAS							
Supreme Court	11	1,301	108	1,312	146	119	13
Court of Criminal Appeals	6,822	2,036	110	8,858	984	6,932	770
Courts of Appeals	11,700	NJ	NJ	11,700	146	11,700	146
State Total	18,533	3,337	218	21,870	223	18,751	191

COURT TYPE:

COLR = Court of last resort
 IAC = Intermediate appellate court

POINTS AT WHICH CASES ARE COUNTED:

- 1 = At the notice of appeal
- 2 = At the filing of trial record
- 3 = At the filing of trial record and complete briefs
- 4 = At transfer
- 5 = Other
- 6 = Varies

TOTAL CASES DISPOSED

Total mandatory cases disposed	Total discretionary petitions disposed	Total discretionary petitions granted disposed	Sum of mandatory cases and discretionary petitions disposed	Sum of mandatory cases and discretionary petitions granted disposed	Court type	Point at which cases are counted
2,220 B	NA	NA			COLR	1
1,286	NJ	NJ	1,286	1,286	IAC	1
2,688	NJ	NJ	2,688	2,688	IAC	1
6,194 *						
323	748	70	1,071	393	COLR	6
2,024	NA	170		2,194	IAC	6
300	NJ	NJ	300	300	IAC	6
2,647		240		2,887		
176	4,314	115	4,490	291	COLR	1
17,660 B	(B)	NA	17,660		IAC	2
2,131 B	(B)	NA	2,131		IAC	2
19,967 *			24,281			
1,625	502	NA	2,127		COLR	1
1,604	NJ	NJ	1,604	1,604	COLR	2
737	NJ	NJ	737	737	IAC	4
3,966	502		4,468			
658	2,693	NA	3,351		COLR	6
7,944	NJ	NJ	7,944	7,944	IAC	1
4,611 A	NA	NA			IAC	1
13,213 *						
340	982	NA	1,322		COLR	1
1,218	88	(B)	1,306	1,218	IAC	1
1,187	152	(B)	1,339	1,187	IAC	1
2,745	1,222		3,967			
15	1,297	103	1,312	118	COLR	1
6,979	2,128	102	9,107	7,081	COLR	5
13,129	NJ	NJ	13,129	13,129	IAC	1
20,123	3,425	205	23,548	20,328		

NOTE:

NA = Indicates that the data are unavailable. Blank spaces indicate that a calculation is inappropriate.

NJ = This case type is not handled in this court.

() = **Mandatory and discretionary jurisdiction** cases cannot be separately identified. Data are reported within the jurisdiction where the court has the majority of its caseload.

(continued on next page)

TABLE 2: Reported Total Caseload for All State Appellate Courts, 2001 (continued)

QUALIFYING FOOTNOTES:

An absence of a qualifying footnote indicates that the data are complete.

* See the qualifying footnote for each court within the state. Each footnote has an effect on the state's total.

** Total mandatory cases filed and disposed in the Illinois Supreme Court do not include the **miscellaneous record cases**.

*** Total mandatory cases filed in the New Mexico Supreme Court do not include **petitions for extension of time** in criminal cases.

**** Oklahoma appellate data were not available for 2001. Data are repeated from 1998.

A: The following courts' data are incomplete:

- California—Supreme Court—Total **discretionary petitions granted** filed data do not include **original proceedings**.
- Colorado—Supreme Court—Total **mandatory** filed data do not include some reopened cases, some **disciplinary matters**, and some **interlocutory decisions**.
- Maryland—Court of Appeals—Total **mandatory** filed data do not include some **civil**, **criminal**, and **original proceedings**.
- Mississippi—Court of Appeals—Total **mandatory** filed data do not include some **civil**, **criminal**, **original proceedings**, and **interlocutory decisions**.
- Pennsylvania—Commonwealth Court—Total **mandatory** filed and disposed data do not include some **administrative agency** cases and some **original proceedings**.
- South Dakota—Supreme Court—Total **discretionary petitions** filed data do not include some **advisory opinions**, which are reported with **mandatory jurisdiction** cases.
- Washington—Supreme Court—Total **discretionary petitions** filed and disposed data do not include some civil and criminal **discretionary petitions**.

B: The following courts' data are overinclusive:

- Alabama—Supreme Court—Total **mandatory** disposed data include **discretionary petitions** that were disposed.
- Colorado—Supreme Court—Total **discretionary petitions** disposed data include all **mandatory jurisdiction** cases.
- Connecticut—Supreme Court—Total **discretionary petitions** disposed data include all **mandatory jurisdiction** cases.
—Appellate Court—Total **mandatory** filed and disposed data include **discretionary petitions**.
- Illinois—Appellate Court—Total **mandatory** filed and disposed data include all **discretionary petitions**.
- Iowa—Supreme Court—Total **mandatory** filed and disposed data include some **discretionary petitions**.
- Kansas—Supreme Court—Total **mandatory** disposed data include **discretionary petitions** that were disposed.
—Court of Appeals—Total **mandatory** filed and disposed data include all **discretionary petitions**.
- Maine—Supreme Judicial Court—Total **mandatory** filed and disposed data include **discretionary petitions**.
- Mississippi—Supreme Court—Total **mandatory** filed data include all **discretionary petitions**.

Nebraska—Court of Appeals—Total **mandatory** filed and disposed data include all **discretionary petitions**.

New Mexico—Court of Appeals—Total **mandatory** disposed data include all **discretionary petitions**.

New York—Appellate Divisions of Supreme Court—Total **mandatory** filed and disposed data include all **discretionary petitions** that were disposed.

—Appellate Terms of Supreme Court—Total **mandatory** filed and disposed data include **discretionary petitions**.

South Dakota—Supreme Court—Total **mandatory** filed data include **discretionary advisory opinions**. Total **mandatory** disposed data include all **discretionary petitions** that were disposed.

Utah—Supreme Court—Total **mandatory** filed and disposed data include all **discretionary petitions**.

—Court of Appeals—Total **mandatory** filed and disposed data include all **discretionary petitions**.

Washington—Supreme Court—Total **mandatory** filed and disposed data include some **discretionary petitions**.

Wisconsin—Court of Appeals—Total **mandatory** filed and disposed data include all **discretionary petitions**.

C: The following courts' data are both incomplete and overinclusive:

- Arkansas—Supreme Court—Total **mandatory** filed and disposed data include a few **discretionary petitions**, but do not include mandatory **attorney disciplinary** cases and **certified questions** from the federal courts.
- Idaho—Supreme Court—Total **mandatory** filed and disposed data include **discretionary original proceedings**, **interlocutory decisions** and **advisory opinions**, but do not include mandatory **interlocutory decisions**.

TABLE 3: Selected Caseload and Processing Measures for Mandatory Cases in State Appellate Courts, 2001

<u>State/Court name:</u>	<u>Court type</u>	<u>Filed</u>	<u>Disposed</u>	<u>Disposed as a percent of filed</u>	<u>Number of judges</u>	<u>Filed per judge</u>	<u>Filed per 100,000 population</u>
States with one court of last resort and one intermediate appellate court							
ALASKA							
Supreme Court	COLR	294	325	111	5	59	46
Court of Appeals	IAC	272	303	111	3	91	43
State Total		566	628	111	8	71	89
ARIZONA							
Supreme Court	COLR	207	189	91	5	41	4
Court of Appeals	IAC	3,367	3,593	107	22	153	63
State Total		3,574	3,782	106	27	132	67
ARKANSAS							
Supreme Court	COLR	401 C	428 C	107	7	57	15
Court of Appeals	IAC	1,158	1,275	110	12	97	43
State Total		1,559 *	1,703 *	109	19	82	58
CALIFORNIA							
Supreme Court	COLR	31	11	35	7	4	1
Courts of Appeal	IAC	14,728	18,280	124	105	140	43
State Total		14,759	18,291	124	112	132	43
COLORADO							
Supreme Court	COLR	89 A	(B)		7	13	2
Court of Appeals	IAC	2,335	2,414	103	16	146	53
State Total		2,424 *	2,414		23	105	55
CONNECTICUT							
Supreme Court	COLR	63	(B)		8	8	2
Appellate Court	IAC	1,109 B	1,199 B	108	9	123	32
State Total		1,172 *	1,199 *	102	17	69	34
FLORIDA							
Supreme Court	COLR	110	123	112	7	16	1
District Courts of Appeal	IAC	19,183	19,204	100	62	309	117
State Total		19,293	19,327	100	69	280	118
GEORGIA							
Supreme Court	COLR	642	618	96	7	92	8
Court of Appeals	IAC	2,900	2,864	99	12	242	35
State Total		3,542	3,482	98	19	186	42
HAWAII							
Supreme Court	COLR	829	688	83	5	166	68
Intermediate Court of Appeals	IAC	225	198	88	4	56	18
State Total		1,054	886	84	9	117	86
IDAHO							
Supreme Court	COLR	460 C	461 C	100	5	92	35
Court of Appeals	IAC	561	588	105	3	187	42
State Total		1,021 *	1,049 *	103	8	128	77
ILLINOIS**							
Supreme Court	COLR	820	655	80	7	117	7
Appellate Court	IAC	9,266 B	8,570 B	92	52	178	74
State Total		10,086 *	9,225 *	91	59	171	81

(continued on next page)

TABLE 3: Selected Caseload and Processing Measures for Mandatory Cases in State Appellate Courts, 2001 (continued)

State/Court name:	Court type	Filed	Disposed	Disposed as a percent of filed	Number of judges	Filed per judge	Filed per 100,000 population
IOWA							
Supreme Court	COLR	1,006 B	203 B	20	8	126	34
Court of Appeals	IAC	1068	874	82	9	119	37
State Total		2,074 *	1,077 *	52	17	122	71
KANSAS							
Supreme Court	COLR	154	1,094 B		7	22	6
Court of Appeals	IAC	1,745 B	1,868 B	107	10	175	65
State Total		1,899 *	2,962 *		17	112	70
KENTUCKY							
Supreme Court	COLR	379	405	107	7	54	9
Court of Appeals	IAC	2,690	2880	107	14	192	66
State Total		3,069	3,285	107	21	146	75
LOUISIANA							
Supreme Court	COLR	288	186	82	7	33	5
Courts of Appeal	IAC	3,733	4,583	123	54	69	84
State Total		3,961	4,769	120	61	65	89
MARYLAND							
Court of Appeals	COLR	255 A	247		7	36	5
Court of Special Appeals	IAC	1,893	1,825		13	146	35
State Total		2,148 *	2,072		20	107	40
MASSACHUSETTS							
Supreme Judicial Court	COLR	264	297	113	7	38	4
Appeals Court	IAC	1,731	1,703	98	22	79	27
State Total		1,995	2,000	100	29	69	31
MICHIGAN							
Supreme Court	COLR	2	(B)		7	0	0
Court of Appeals	IAC	4,074	4,149	102	28	146	41
State Total		4,076			35	116	41
MINNESOTA							
Supreme Court	COLR	113	111	98	7	16	2
Court of Appeals	IAC	2,145	2,145	100	16	134	43
State Total		2,258	2,256	100	23	98	45
MISSISSIPPI							
Supreme Court	COLR	1,189 B	648		9	132	42
Court of Appeals	IAC	36 A	567	1,575	10	4	1
State Total		1,225 *	1,215		19	64	45
MISSOURI							
Supreme Court	COLR	250	254	102	7	36	4
Court of Appeals	IAC	3,611	3,790	105	32	113	64
State Total		3,861	4,044	105	39	99	69
NEBRASKA							
Supreme Court	COLR	77	NA		7	11	4
Court of Appeals	IAC	1,347 B	1,077 B	80	7	192	79
State Total		1,424 *			14	102	83
NEW JERSEY							
Supreme Court	COLR	515	508	99	7	74	6
Appellate Div. of Super. Ct.	IAC	7,182	7,354	102	32	224	85
State Total		7,697	7,862	102	39	197	91

(continued on next page)

TABLE 3: Selected Caseload and Processing Measures for Mandatory Cases in State Appellate Courts, 2001 (continued)

State/Court name:	Court type	Filed	Disposed	Disposed as a percent of filed	Number of judges	Filed per judge	Filed per 100,000 population
NEW MEXICO***							
Supreme Court	COLR	54	48	89	5	11	3
Court of Appeals	IAC	833	893 B		10	83	46
State Total		887	941 *		15	59	48
NORTH CAROLINA							
Supreme Court	COLR	94	65	69	7	13	1
Court of Appeals	IAC	1,618	1,465	91	12	135	20
State Total		1,712	1,530	89	19	90	21
OHIO							
Supreme Court	COLR	675	674	100	7	96	6
Courts of Appeals	IAC	10,760	11,150	104	68	158	95
State Total		11,435	11,824	103	75	152	101
OREGON							
Supreme Court	COLR	349	137	39	7	50	10
Court of Appeals	IAC	4,084	3,840	94	10	408	118
State Total		4,433	3,977	90	17	261	128
PUERTO RICO							
Supreme Court	COLR	104	130	125	7	15	3
Circuit Court of Appeals	IAC	1,382	1,486	108	33	42	37
State Total		1,486	1,616	109	40	37	40
SOUTH CAROLINA							
Supreme Court	COLR	329	422	128	5	66	8
Court of Appeals	IAC	1,413	1,547	109	9	157	35
State Total		1,742	1,969	113	14	124	43
UTAH							
Supreme Court	COLR	530 B	548 B	103	5	106	23
Court of Appeals	IAC	732 B	762 B	104	7	105	32
State Total		1,262 *	1,310 *	104	12	105	56
VIRGINIA							
Supreme Court	COLR	(B)	(B)		7		
Court of Appeals	IAC	733	704	96	11	67	10
State Total					18		
WASHINGTON							
Supreme Court	COLR	73 B	59 B	81	9	8	1
Court of Appeals	IAC	3,756	3,879	103	22	171	63
State Total		3,829 *	3,938 *	103	31	124	64
WISCONSIN							
Supreme Court	COLR	45	45	100	7	6	1
Court of Appeals	IAC	3,421 B	3,519 B	103	16	214	63
State Total		3,466 *	3,564 *	103	23	151	64
States with no intermediate appellate court							
DELAWARE							
Supreme Court	COLR	582	598	103	5	116	73
DISTRICT OF COLUMBIA							
Court of Appeals	COLR	1,604	1,768	110	9	178	281

(continued on next page)

TABLE 3: Selected Caseload and Processing Measures for Mandatory Cases in State Appellate Courts, 2001 (continued)

State/Court name:	Court type	Filed	Disposed	Disposed as a percent of filed	Number of judges	Filed per judge	Filed per 100,000 population
MAINE							
Supreme Judicial Court	COLR	529 B	469 B	89	7	76	41
MONTANA							
Supreme Court	COLR	562	588	105	7	80	62
NEVADA							
Supreme Court	COLR	1,803	2,001	111	7	258	86
NEW HAMPSHIRE							
Supreme Court	COLR	NJ	NJ		5		
NORTH DAKOTA							
Supreme Court	COLR	285	318	112	5	57	45
RHODE ISLAND							
Supreme Court	COLR	342	396	116	5	68	32
SOUTH DAKOTA							
Supreme Court	COLR	436 B	480 B	110	5	87	58
VERMONT							
Supreme Court	COLR	592	580	98	5	118	97
WEST VIRGINIA							
Supreme Court of Appeals	COLR	NJ	NJ		5		
WYOMING							
Supreme Court	COLR	283	271	96	5	57	57
States with multiple appellate courts at any level							
ALABAMA							
Supreme Court	COLR	NA	2,220 B		9		
Court of Civil Appeals	IAC	1,301	1,286	99	5	260	29
Court of Criminal Appeals	IAC	2,704	2,688	99	5	541	61
State Total			6,194 *		19		
INDIANA							
Supreme Court	COLR	318	323	102	5	64	5
Court of Appeals	IAC	1,938	2,024	104	15	129	32
Tax Court	IAC	106	300	283	1	106	2
State Total		2,362	2,647	112	21	112	39
NEW YORK							
Court of Appeals	COLR	287	176	61	7	41	2
Appellate Div. of Sup. Ct.	IAC	10,023 B	17,660 B	176	56	179	53
Appellate Terms of Sup. Ct.	IAC	1,843 B	2,131 B	116	15	123	10
State Total		12,153 *	19,967 *	164	78	156	64
OKLAHOMA****							
Supreme Court	COLR	1,339	1,625	121	9	149	39
Court of Criminal Appeals	COLR	1,620	1,604	99	5	324	47
Court of Appeals	IAC	499	737	148	12	42	14
State Total		3,458	3,966	115	26	133	100

(continued on next page)

TABLE 3: Selected Caseload and Processing Measures for Mandatory Cases in State Appellate Courts, 2001 (continued)

State/Court name:	Court type	Filed	Disposed	Disposed as a percent of filed	Number of judges	Filed per judge	Filed per 100,000 population
PENNSYLVANIA							
Supreme Court	COLR	419	658	157	7	60	3
Superior Court	IAC	7,839	7,944	101	15	523	64
Commonwealth Court	IAC	4,447 A	4,611 A	104	9	494	36
State Total		12,705 *	13,213 *	104	31	410	103
TENNESSEE							
Supreme Court	COLR	200	340	170	5	40	3
Court of Appeals	IAC	1,119	1,187	106	12	93	19
Court of Criminal Appeals	IAC	1,167	1,218	104	12	97	20
State Total		2,486	2,745	110	29	86	43
TEXAS							
Supreme Court	COLR	11	15	136	9	1	0
Court of Criminal Appeals	COLR	6,822	6,979	102	9	758	32
Courts of Appeals	IAC	11,700	13,129	112	80	146	55
State Total		18,533	20,123	109	98	189	87

COURT TYPE:

COLR = Court of Last Resort
IAC = Intermediate Appellate Court

NOTE:

NA = Data are unavailable. Blank spaces indicate that a calculation is inappropriate.

NJ = This case type is not handled in this court.

(B) = **Mandatory jurisdiction** cases cannot be separately identified and are reported with **discretionary petitions**. (See Table 4.)

QUALIFYING FOOTNOTES:

The absence of a qualifying footnote indicates that data are complete.

* See the qualifying footnote for each court in the state. Each footnote has an effect on the state total.

** Total mandatory cases filed and disposed in the Illinois Supreme Court do not include the **miscellaneous record cases**.

*** Total mandatory cases filed in the New Mexico Supreme Court do not include **petitions for extension of time** in criminal cases.

**** Oklahoma appellate data were not available for 2001. Data are repeated from 1998.

A: The following courts' data are incomplete:

Colorado—Supreme Court—Total **mandatory** filed data do not include some reopened cases, some **disciplinary matters**, and some **interlocutory decisions**.

Maryland—Court of Appeals—Total **mandatory** filed data do not include some **civil**, **criminal**, and **original proceedings**.

Mississippi—Court of Appeals—Total **mandatory** filed data do not include some **civil**, **criminal**, **original proceedings**, and **interlocutory decisions**.

Pennsylvania—Commonwealth Court—Total **mandatory** filed and disposed data do not include some **administrative agency** cases and some **original proceedings**.

B: The following courts' data are overinclusive:

Alabama—Supreme Court—Total **mandatory** disposed data include **discretionary petitions** that were disposed.

Connecticut—Appellate Court—Total **mandatory** filed and disposed data include all **discretionary petitions**.

Illinois—Appellate Court—Total **mandatory** filed and disposed data include all **discretionary petitions**.

Iowa—Supreme Court—Total **mandatory** filed and disposed data include some **discretionary petitions**.

Kansas—Supreme Court—Total **mandatory** disposed data include **discretionary petitions** that were disposed.

—Court of Appeals—Total **mandatory** filed and disposed data include all **discretionary petitions**.

Maine—Supreme Judicial Court—Total **mandatory** filed and disposed data include **discretionary petitions**.

Mississippi—Supreme Court—Total **mandatory** filed data include all **discretionary petitions**.

Nebraska—Court of Appeals—Total **mandatory** filed and disposed data include all **discretionary petitions**.

New Mexico—Court of Appeals—Total **mandatory** disposed data include all **discretionary petitions**.

New York—Appellate Divisions of Supreme Court—Total **mandatory** filed and disposed data include **discretionary petitions**.

—Appellate Terms of Supreme Court—Total **mandatory** filed and disposed data include **discretionary petitions**.

South Dakota—Supreme Court—Total **mandatory** filed and disposed data include **discretionary advisory opinions**. Total **mandatory** disposed data include all **discretionary petitions** that were disposed.

(continued on next page)

TABLE 3: Selected Caseload and Processing Measures for Mandatory Cases in State Appellate Courts, 2001 (continued)

Utah—Supreme Court—Total **mandatory** filed and disposed data include all **discretionary petitions**.
 —Court of Appeals—Total **mandatory** filed and disposed data include all **discretionary petitions**.
 Washington—Supreme Court—Total **mandatory** filed and disposed data include some **discretionary petitions**.
 Wisconsin—Court of Appeals—Total **mandatory** filed and disposed data include all **discretionary petitions**.

C: The following courts' data are both incomplete and overinclusive:

Arkansas—Supreme Court—Total **mandatory** filed and disposed data include a few **discretionary petitions**, but do not include **mandatory attorney disciplinary cases** and **certified questions** from the federal courts.
 Idaho—Supreme Court—Total **mandatory** filed and disposed data include **discretionary original proceedings**, **interlocutory decisions** and **advisory opinions**, but do not include **mandatory interlocutory decisions**.

TABLE 4: Selected Caseload and Processing Measures for Discretionary Petitions in State Appellate Courts, 2001

<u>State/Court name:</u>	<u>Court type</u>	<u>Filed</u>	<u>Disposed</u>	<u>Disposed as a percent offiled</u>	<u>Number of judges</u>	<u>Filed per judge</u>	<u>Filed per 100,000 population</u>
States with one court of last resort and one intermediate appellate court							
ALASKA							
Supreme Court	COLR	192	166	86	5	38	30
Court of Appeals	IAC	36	38	106	3	12	6
State Total		228	204	89	8	29	36
ARIZONA							
Supreme Court	COLR	1,042	1,170	112	5	208	20
Court of Appeals	IAC	95	101	106	22	4	2
State Total		1,137	1,271	112	27	42	21
ARKANSAS							
Supreme Court	COLR	477	475	100	7	68	18
Court of Appeals	IAC	164	164	100	12	14	6
State Total		641	639	100	19	34	24
CALIFORNIA							
Supreme Court	COLR	8,860	9,036	102	7	1,266	26
Courts of Appeal	IAC	8,654	9,096	105	105	82	25
State Total		17,514	18,132	104	112	156	51
COLORADO							
Supreme Court	COLR	1,278	1,425 B		7	183	29
Court of Appeals	IAC	NJ	NJ		16		
State Total		1,278	1,425 *		23	56	29
CONNECTICUT							
Supreme Court	COLR	442	475 B		8	55	13
Appellate Court	IAC	NA	NA		9		
State Total					17		
FLORIDA							
Supreme Court	COLR	2,785	2,809	101	7	398	17
District Courts of Appeal	IAC	1,301	NA		62	21	8
State Total		4,086			69	59	25
GEORGIA							
Supreme Court	COLR	1,214	1,205	99	7	173	14
Court of Appeals	IAC	413	451	109	12	34	5
State Total		1,627	1,656	102	19	86	19
HAWAII							
Supreme Court	COLR	70	68	97	5	14	6
Intermediate Court of Appeals	IAC	NJ	NJ		4		
State Total		70	68	97	9	8	6
IDAHO							
Supreme Court	COLR	187	165	88	5	37	14
Court of Appeals	IAC	NJ	NJ		3		
State Total		187	165	88	8	23	14
ILLINOIS							
Supreme Court	COLR	2,325	2,051	88	7	332	19
Appellate Court	IAC	NA	NA		52		
State Total					59		
IOWA							
Supreme Court	COLR	NA	2,201		8		
Court of Appeals	IAC	NJ	NJ		9		
State Total			2,201		17		

(continued on next page)

TABLE 4: Selected Caseload and Processing Measures for Discretionary Petitions in State Appellate Courts, 2001 (continued)

<u>State/Court name:</u>	<u>Court type</u>	<u>Filed</u>	<u>Disposed</u>	<u>Disposed as a percent of filed</u>	<u>Number of judges</u>	<u>Filed per judge</u>	<u>Filed per 100,000 population</u>
KANSAS							
Supreme Court	COLR	879	NA		7	126	33
Court of Appeals	IAC	NA	NA		10		
State Total					17		
KENTUCKY							
Supreme Court	COLR	763	702	92	7	109	19
Court of Appeals	IAC	92	83	90	14	7	2
State Total		855	785	92	21	41	21
LOUISIANA							
Supreme Court	COLR	3,230	3,144	97	7	461	72
Courts of Appeal	IAC	5,926	6,308	106	54	110	133
State Total		9,156	9,452	103	61	150	205
MARYLAND							
Court of Appeals	COLR	700	712	102	7	100	13
Court of Special Appeals	IAC	441	441	100	13	34	8
State Total		1,141	1,153	101	20	57	21
MASSACHUSETTS							
Supreme Judicial Court	COLR	750	667	89	7	107	12
Appeals Court	IAC	751	751	100	22	34	12
State Total		1,501	1,418	94	29	52	24
MICHIGAN							
Supreme Court	COLR	2,262	2,357	104	7	323	23
Court of Appeals	IAC	3,028	(B)		28	108	30
State Total		5,290			35	151	53
MINNESOTA							
Supreme Court	COLR	691	80	12	7	99	14
Court of Appeals	IAC	100	90	90	16	6	2
State Total		791	170	21	23	34	16
MISSISSIPPI							
Supreme Court	COLR	NA	238		9		
Court of Appeals	IAC	NA	NA		10		
MISSOURI							
Supreme Court	COLR	752	760	101	7	107	13
Court of Appeals	IAC	NJ	NJ		32		
State Total		752	760	101	39	19	13
NEBRASKA							
Supreme Court	COLR	209	259	124	7	30	12
Court of Appeals	IAC	NJ	259		6		
State Total		209	518	248	13	16	12
NEW JERSEY							
Supreme Court	COLR	2,812	2,901	103	7	402	33
Appellate Div. of Super. Ct.	IAC	0	0		32		
State Total		2,812	2,901	103	39	72	33
NEW MEXICO							
Supreme Court	COLR	531	532	100	5	106	29
Court of Appeals	IAC	70	NA		10	7	4
State Total		601			15	40	33

(continued on next page)

TABLE 4: Selected Caseload and Processing Measures for Discretionary Petitions in State Appellate Courts, 2001 (continued)

<u>State/Court name:</u>	<u>Court type</u>	<u>Filed</u>	<u>Disposed</u>	<u>Disposed as a percent of filed</u>	<u>Number of judges</u>	<u>Filed per judge</u>	<u>Filed per 100,000 population</u>
NORTH CAROLINA							
Supreme Court	COLR	634	635	100	7	91	8
Court of Appeals	IAC	762	690	91	12	64	9
State Total		1,396	1,325	95	19	73	17
OHIO							
Supreme Court	COLR	1,609	1,543	96	7	230	14
Courts of Appeals	IAC	NJ	NJ		68		
State Total		1,609	1,543	96	75	21	14
OREGON							
Supreme Court	COLR	908	790	87	7	130	26
Court of Appeals	IAC	NJ	NJ		10		
State Total		908	790	87	17	53	26
PUERTO RICO							
Supreme Court	COLR	1,138	1,143	100	7	163	46
Circuit Court of Appeals	IAC	3,890	3,954	102	11	354	156
State Total		5,028	5,097	101	18	279	201
SOUTH CAROLINA							
Supreme Court	COLR	1,042	1,164	112	5	208	26
Court of Appeals	IAC	NJ	NJ		9		
State Total		1,042	1,164	112	14	74	26
UTAH							
Supreme Court	COLR	NA	NA		5		
Court of Appeals	IAC	NA	NA		7		
State Total					12		
VIRGINIA							
Supreme Court	COLR	2,901	3,007	104	7	414	40
Court of Appeals	IAC	2,766	2,320	84	11	251	38
State Total		5,667	5,327	94	18	315	79
WASHINGTON							
Supreme Court	COLR	1,319 A	1,535 A	116	9	147	22
Court of Appeals	IAC	443	458	103	22	20	7
State Total		1,762 *	1,993 *	113	31	57	29
WISCONSIN							
Supreme Court	COLR	1,198	1,192	99	7	171	22
Court of Appeals	IAC	NA	NA		16		
State Total					23		
States with no intermediate appellate court							
DELAWARE							
Supreme Court	COLR	0	0		5		
DISTRICT OF COLUMBIA							
Court of Appeals	COLR	55	52	95	9	6	10
MAINE							
Supreme Judicial Court	COLR	192	188	98	7	27	15
MONTANA							
Supreme Court	COLR	347	322	93	7	50	38
NEVADA							
Supreme Court	COLR	NJ	NJ		7		

(continued on next page)

TABLE 4: Selected Caseload and Processing Measures for Discretionary Petitions in State Appellate Courts, 2001 (continued)

<u>State/Court name:</u>	<u>Court type</u>	<u>Filed</u>	<u>Disposed</u>	<u>Disposed as a percent of filed</u>	<u>Number of judges</u>	<u>Filed per judge</u>	<u>Filed per 100,000 population</u>
NEW HAMPSHIRE Supreme Court	COLR	766	1,014	132	5	153	61
NORTH DAKOTA Supreme Court	COLR	22	30	136	5	4	3
RHODE ISLAND Supreme Court	COLR	312	266	85	5	62	29
SOUTH DAKOTA Supreme Court	COLR	58 A	NA		5	12	8
VERMONT Supreme Court	COLR	26	24	92	5	5	4
WEST VIRGINIA Supreme Court of Appeals	COLR	2,650	3,703 A		5	530	147
WYOMING Supreme Court	COLR	NJ	NJ		5		
States with multiple appellate courts at any level							
ALABAMA Supreme Court	COLR	NA	NA		9		
Court of Civil Appeals	IAC	NJ	NJ		5		
Court of Criminal Appeals	IAC	NJ	NJ		5		
State Total					19		
INDIANA Supreme Court	COLR	801	748	93	5	160	13
Court of Appeals	IAC	NA	NA		15		
Tax Court	IAC	NJ	NJ		1		
State Total					21		
NEW YORK Court of Appeals	COLR	4,266	4,314	101	7	609	22
Appellate Div. of Sup. Ct.	IAC	NA	NA		56		
Appellate Terms of Sup. Ct.	IAC	NA	NA		15		
State Total					78		
OKLAHOMA** Supreme Court	COLR	502	502	100	9	56	15
Court of Criminal Appeals	COLR	NJ	NJ		5		
Court of Appeals	IAC	NJ	NJ		12		
State Total		502	502	100	26	19	15
PENNSYLVANIA Supreme Court	COLR	2,767	2,693	97	7	395	23
Superior Court	IAC	NJ	NJ		15		
Commonwealth Court	IAC	NA	NA		9		
State Total					31		
TENNESSEE Supreme Court	COLR	980	982	100	5	196	17
Court of Appeals	IAC	214	152	71	12	18	4
Court of Criminal Appeals	IAC	126	88	70	12	11	2
State Total		1,320	1,222	93	29	46	23

(continued on next page)

TABLE 4: Selected Caseload and Processing Measures for Discretionary Petitions in State Appellate Courts, 2001 (continued)

<u>State/Court name:</u>	<u>Court type</u>	<u>Filed</u>	<u>Disposed</u>	<u>Disposed as a percent of filed</u>	<u>Number of judges</u>	<u>Filed per judge</u>	<u>Filed per 100,000 population</u>
TEXAS							
Supreme Court	COLR	1,301	1,297	100	9	145	6
Court of Criminal Appeals	COLR	2,036	2,128	105	9	226	10
Courts of Appeals	IAC	NJ	NJ		80		
State Total		3,337	3,425	103	98	34	16

COURT TYPE:

COLR = Court of Last Resort
IAC = Intermediate Appellate Court

NOTE:

NA = Data are unavailable. Blank spaces indicate that a calculation is inappropriate.

NJ = This case type is not handled in this court.

(B) = **Discretionary petitions** cannot be separately identified and are reported with **mandatory** cases. (See Table 3).

QUALIFYING FOOTNOTES:

The absence of a qualifying footnote indicates that data are complete.

* See the qualifying footnote for each court in the state. Each footnote has an effect on the state's total.

** Oklahoma appellate data were not available for 2001. Data are repeated from 1998.

A: The following courts' data are incomplete:

South Dakota—Supreme Court—Total **discretionary petitions** filed data do not include some **discretionary advisory opinions**, which are reported with **mandatory jurisdiction** cases.

Washington—Supreme Court—Total **discretionary petitions** filed and disposed data do not include some civil and criminal **discretionary petitions** that are reported with **mandatory jurisdiction** cases.

B: The following courts' data are overinclusive:

Colorado—Supreme Court—Total **discretionary petitions** disposed data include all **mandatory disposed** cases.

Connecticut—Supreme Court—Total **discretionary petitions** disposed data include all **mandatory jurisdiction** cases.

TABLE 5: Selected Caseload and Processing Measures for Discretionary Petitions Granted in State Appellate Courts, 2001

State/Court name:	Court type	Discretionary petitions:			Granted as a percent of filed	Disposed as a percent of granted	Number of judges	Filed granted per judge
		Filed	Filed granted	Granted disposed				
States with one court of last resort and one intermediate appellate court								
ALASKA								
Supreme Court	COLR	192	5	NA	3		5	1
Court of Appeals	IAC	36	0	NA			3	
State Total		228	5		2		8	1
ARIZONA								
Supreme Court	COLR	1,042	NA	NA			5	
Court of Appeals	IAC	95	NA	NA			22	
State Total		1,137					27	
ARKANSAS								
Supreme Court	COLR	477	130	130	27	100	7	19
Court of Appeals	IAC	164	25	25	15	100	12	2
State Total		641	155	155	24	100	19	8
CALIFORNIA								
Supreme Court	COLR	8,860	85 A	63			7	12
Courts of Appeal	IAC	8,654	NA	NA			105	
State Total		17,514					112	
COLORADO								
Supreme Court	COLR	1,278	NA	NA			7	
Court of Appeals	IAC	NJ	NJ	NJ			16	
State Total		1,278					23	
CONNECTICUT								
Supreme Court	COLR	442	55	NA	11		8	6
Appellate Court	IAC	NA	NA	NA			9	
State Total							17	
FLORIDA								
Supreme Court	COLR	2,785	NA	NA			7	
District Courts of Appeal	IAC	1,301	NA	NA			62	
State Total		4,086					69	
GEORGIA								
Supreme Court	COLR	1,214	31	34	3	110	7	4
Court of Appeals	IAC	413	NA	NA			12	
State Total		1,627					19	
HAWAII								
Supreme Court	COLR	70	41	NA	59		5	8
Intermediate Court of Appeals	IAC	NJ	NJ	NJ			4	
State Total		70	41		59		9	5
IDAHO								
Supreme Court	COLR	187	NA	NA			5	
Court of Appeals	IAC	NJ	NJ	NJ			3	
State Total		187					8	
ILLINOIS								
Supreme Court	COLR	2,325	125	0	5		7	18
Appellate Court	IAC	NA	NA	NA			52	
State Total							59	

(continued on next page)

TABLE 5: Selected Caseload and Processing Measures for Discretionary Petitions Granted in State Appellate Courts, 2001 (continued)

State/Court name:	Court type	Discretionary petitions:			Granted as a percent of filed	Disposed as a percent of granted	Number of judges	Filed granted per judge
		Filed	Filed granted	Granted disposed				
IOWA								
Supreme Court	COLR	NA	NA	NA			8	
Court of Appeals	IAC	NJ	NJ	NJ			9	
State Total							17	
KANSAS								
Supreme Court	COLR	879	19	NA	2		7	3
Court of Appeals	IAC	NA	NA	NA			10	
State Total							17	
KENTUCKY								
Supreme Court	COLR	763	NA	NA			7	
Court of Appeals	IAC	92	NA	NA			14	
State Total		855					21	
LOUISIANA								
Supreme Court	COLR	3,230	290	356	9	123	7	41
Courts of Appeal	IAC	5,926	1,532	1,509	26	98	54	28
State Total		9,156	1,822	1,865	20	102	61	30
MARYLAND								
Court of Appeals	COLR	700	126	NA	18		7	18
Court of Special Appeals	IAC	441	8	NA	2		13	1
State Total		1,141	134		12		20	7
MASSACHUSETTS								
Supreme Judicial Court	COLR	750	0	NA			7	
Appeals Court	IAC	751	NA	NA			22	
State Total		1,501					29	
MICHIGAN								
Supreme Court	COLR	2,262	NA	NA			7	
Court of Appeals	IAC	3,028	NA	NA			28	
State Total		5,290					35	
MINNESOTA								
Supreme Court	COLR	691	89	17	13	19	7	13
Court of Appeals	IAC	100	NA	83			16	
State Total		791		100			23	
MISSISSIPPI								
Supreme Court	COLR	NA	37	NA			9	4
Court of Appeals	IAC	NA	0	NA			10	
State Total			37				19	2
MISSOURI								
Supreme Court	COLR	752	40	52	5	130	7	6
Court of Appeals	IAC	NJ	NJ	NJ			32	
State Total		752	40	52	5	130	39	1
NEBRASKA								
Supreme Court	COLR	209	65	NA	31		7	9
Court of Appeals	IAC	NJ	NJ	NJ			7	
State Total		209	65		31		14	5
NEW JERSEY								
Supreme Court	COLR	2,812	151	NA	5		7	22
Appellate Div. of Super. Ct.	IAC	0	NA	NA			32	
State Total		2,812					39	

(continued on next page)

TABLE 5: Selected Caseload and Processing Measures for Discretionary Petitions Granted in State Appellate Courts, 2001 (continued)

State/Court name:	Court type	Discretionary petitions:			Granted as a percent of filed	Disposed as a percent of granted	Number of judges	Filed granted per judge
		Filed	Filed granted	Granted disposed				
NEW MEXICO								
Supreme Court	COLR	531	32	22	6	69	5	6
Court of Appeals	IAC	70	NA	NA			10	
State Total		601					15	
NORTH CAROLINA								
Supreme Court	COLR	634	36	24	6	67	7	5
Court of Appeals	IAC	762	98	NA	13		12	8
State Total		1,396	134		10		19	7
OHIO								
Supreme Court	COLR	1,609	121	NA	8		7	17
Courts of Appeals	IAC	NJ	NJ	NJ			68	
State Total		1,609	121		8		75	2
OREGON								
Supreme Court	COLR	908	NA	NA			7	
Court of Appeals	IAC	NJ	NJ	NJ			10	
State Total		908					17	
PUERTO RICO								
Supreme Court	COLR	1,138	NA	NA			7	
Court of Appeals	IAC	3,890	NA	NA			33	
State Total		5,028					40	
SOUTH CAROLINA								
Supreme Court	COLR	1,042	NA	NA			5	
Court of Appeals	IAC	NJ	NJ	NJ			9	
State Total		1,042					14	
UTAH								
Supreme Court	COLR	NA	NA	NA			5	
Court of Appeals	IAC	NA	NA	NA			7	
State Total							12	
VIRGINIA								
Supreme Court	COLR	2,901	308	0	11		7	44
Court of Appeals	IAC	2,766	377	NA	14		11	34
State Total		5,667	685		12		18	38
WASHINGTON								
Supreme Court	COLR	1,319 A	NA	NA			9	
Court of Appeals	IAC	443	NA	NA			22	
State Total		1,762 *					31	
WISCONSIN								
Supreme Court	COLR	1,198	0	97			7	
Court of Appeals	IAC	NA	NA	NA			16	
State Total							23	
States with no intermediate appellate court								
DELAWARE								
Supreme Court	COLR	0	NA	NA			5	
DISTRICT OF COLUMBIA								
Court of Appeals	COLR	55	9	NA	16		9	1

(continued on next page)

TABLE 5: Selected Caseload and Processing Measures for Discretionary Petitions Granted in State Appellate Courts, 2001 (continued)

State/Court name:	Court type	Discretionary petitions:			Granted as a percent of filed	Disposed as a percent of granted	Number of judges	Filed granted per judge
		Filed	Filed granted	Granted disposed				
MAINE								
Supreme Judicial Court	COLR	192	NA	NA			7	
MONTANA								
Supreme Court	COLR	347	NA	81			7	
NEVADA								
Supreme Court	COLR	NJ	NJ	NJ			7	
NEW HAMPSHIRE								
Supreme Court	COLR	766	NA	NA			5	
NORTH DAKOTA								
Supreme Court	COLR	22	NA	NA			5	
RHODE ISLAND								
Supreme Court	COLR	312	48	NA	15		5	10
SOUTH DAKOTA								
Supreme Court	COLR	58 A	NA	NA			5	
VERMONT								
Supreme Court	COLR	26	NA	NA			5	
WEST VIRGINIA								
Supreme Court of Appeals	COLR	2,650	451	45	17	10	5	90
WYOMING								
Supreme Court	COLR	NJ	NJ	NJ			5	
States with multiple appellate courts at any level								
ALABAMA								
Supreme Court	COLR	NA	NA	NA			9	
Court of Civil Appeals	IAC	NJ	NJ	NJ			5	
Court of Criminal Appeals	IAC	NJ	NJ	NJ			5	
State Total							19	
INDIANA								
Supreme Court	COLR	801	NA	70			5	
Court of Appeals	IAC	NA	170	170		100	15	11
Tax Court	IAC	NJ	NJ	NJ			1	
State Total				240			21	
NEW YORK								
Court of Appeals	COLR	4,266	NA	115			7	
Appellate Div. of Sup. Ct.	IAC	NA	NA	NA			56	
Appellate Terms of Sup. Ct.	IAC	NA	NA	NA			15	
State Total							78	
OKLAHOMA**								
Supreme Court	COLR	502	NA	NA			9	
Court of Criminal Appeals	COLR	NJ	NJ	NJ			5	
Court of Appeals	IAC	NJ	NJ	NJ			12	
State Total		502					26	
PENNSYLVANIA								
Supreme Court	COLR	2,767	NA	NA			7	
Superior Court	IAC	NJ	NJ	NJ			15	
Commonwealth Court	IAC	NA	NA	NA			9	
State Total							31	

(continued on next page)

TABLE 5: Selected Caseload and Processing Measures for Discretionary Petitions Granted in State Appellate Courts, 2001 (continued)

State/Court name:	Court type	Discretionary petitions:			Granted as a percent of filed	Disposed as a percent of granted	Number of judges	Filed granted per judge
		Filed	Filed granted	Granted disposed				
TENNESSEE								
Supreme Court	COLR	980	75	NA	8		5	15
Court of Appeals	IAC	214	43	NA	20		12	4
Court of Criminal Appeals	IAC	126	24	NA	19		12	2
State Total		1,320	142		11		29	5
TEXAS								
Supreme Court	COLR	1,301	108	103	8	95	9	12
Court of Criminal Appeals	COLR	2,036	110	102	5	93	9	12
Courts of Appeals	IAC	NJ	NJ	NJ			80	
State Total		3,337	218	205	7	94	98	2

COURT TYPE:

COLR = Court of Last Resort
IAC = Intermediate Appellate Court

NOTE:

NA = Data are unavailable. Blank spaces indicate that a calculation is inappropriate.
NJ = This case type is not handled in this court.

QUALIFYING FOOTNOTES:

The absence of a qualifying footnote indicates that data are complete.

* See the qualifying footnote for each court in the state. Each footnote has an effect on the state's total.

**Oklahoma appellate data were not available for 2001. Data are reported from 1998.

A: The following courts' data are incomplete:

California—Supreme Court—**Total discretionary petitions granted** filed data do not include **original proceedings**.

South Dakota—Supreme Court—**Total discretionary petitions filed** data do not include some **advisory opinions**.

Washington—Supreme Court—**Total discretionary petitions filed** data do not include some **civil and criminal** discretionary petitions.

TABLE6: Opinions Reported by State Appellate Courts, 2001

State/Court name:	Opinion count: C=case D=written document	Composition of opinion count:			Total dispositions by signed opinion	Number of authorized justices/ judges	Number of opinions/ judge	Number of lawyer support personnel
		Signed opinions	Per curiam opinions	Memos/ orders				
ALASKA								
States with one court of last resort and one intermediate appellate court								
Supreme Court	C	X	X	X	149	5	30	15
Court of Appeals	C	X	X	X	67	3	22	8
ARIZONA								
Supreme Court	C	X	X	O	NA	5		18
Court of Appeals	C	X	O	X	161	22	7	54
ARKANSAS								
Supreme Court	C	X	X	X	321	7	46	15
Court of Appeals	C	X	X	X	807	12	67	16
CALIFORNIA								
Supreme Court	C	X	X	X	103	7	15	72
Courts of Appeal	C	X	X	O	13,383	105	127	242
COLORADO								
Supreme Court	C	X	X	X	112	7	16	15
Court of Appeals	C	X	O	X	266	16	17	32
CONNECTICUT								
Supreme Court	C	X	X	X	120	8	15	16
Appellate Court	C	X	X	X	632	9	70	27
FLORIDA								
Supreme Court	C	X	X	X	191	7	27	23
District Courts of Appeal	C	X	X	X	NA	62		146
GEORGIA								
Supreme Court	C	X	X	X	403	7	58	17
Court of Appeals	C	X	X	X	1,313	12	109	43
HAWAII								
Supreme Court	C	X	X	X	49	5	10	16
Intermediate Court of Appeals	C	X	X	X	46	4	12	8
IDAHO								
Supreme Court	D	X	X	X	127	5	25	11
Court of Appeals	D	X	X	O	195	3	65	6
ILLINOIS								
Supreme Court	C	X	X	X	130	7	19	24
Appellate Court	C	X	X	X	988	52	19	123
IOWA								
Supreme Court	D	X	X	X	187	8	23	16
Court of Appeals	C	X	X	X	797	9	89	6
KANSAS								
Supreme Court	C	X	X	X	306	7	44	7
Court of Appeals	C	X	X	X	1,383	10	138	25
KENTUCKY								
Supreme Court	C	X	X	X	235	7	34	13
Court of Appeals	C	X	X	X	1,814	14	130	34

(continued on next page)

TABLE 6: Opinions Reported by State Appellate Courts, 2001 (continued)

State/Court name:	Opinion count: C=case D=written document	Composition of opinion count:			Total dispositions by signed opinion	Number of authorized justices/ judges	Number of opinions/ judge	Number of lawyer support personnel
		Signed opinions	Per curiam opinions	Memos/ orders				
LOUISIANA								
Supreme Court	D	X	X	X	112	7	16	40
Courts of Appeal	D	X	O	X	3,541	54	66	158
MARYLAND								
Court of Appeals	C	X	X	X	124	7	18	14
Court of Special Appeals	C	X	X	X	218	13	17	29
MASSACHUSETTS								
Supreme Judicial Court	D	X	X	X	199	7	28	20
Appeals Court	D	X	X	X	262	22	12	40
MICHIGAN								
Supreme Court	C	X	X	X	79	7	11	17
Court of Appeals	C	X	X	X	178	28	6	110
MINNESOTA								
Supreme Court	C	X	X	X	176	7	25	15
Court of Appeals	C	X	O	X	1,445	16	90	45
MISSISSIPPI								
Supreme Court	C	X	X	X	341	9	37	38
Court of Appeals	C	X	X	X	548	10	55	NA
MISSOURI								
Supreme Court	C	X	X	X	71	7	10	15
Court of Appeals	C	X	X	X	2,051	32	64	54
NEBRASKA								
Supreme Court	C	X	X	X	207	7	30	16
Court of Appeals	C	X	X	X	367	6	61	13
NEW JERSEY								
Supreme Court	D	X	X	X	76	7	1	25
Appellate Div. of Superior Ct.	C	X	X	X	421	33	13	60
NEW MEXICO								
Supreme Court	C	X	X	X	33	5	7	10
Court of Appeals	D	X	X	X	105	10	11	26
NORTH CAROLINA								
Supreme Court	C	X	X	X	40	7	6	15
Court of Appeals	C	X	X	X	1,261	12	105	28
OHIO								
Supreme Court	C	X	X	X	124	7	18	20
Courts of Appeals	C	X	X	X	7,133	68	105	NA
OREGON								
Supreme Court	C	X	X	X	NA	7		10
Court of Appeals	C	X	X	X	631	10	63	18
PUERTORICO								
Supreme Court	C	X	X	X	868	7	124	30
Circuit Court of Appeals	C	X	O	X	NA	33		56

(continued on next page)

TABLE 6: Opinions Reported by State Appellate Courts, 2001 (continued)

State/Court name:	Opinion count: C=case D=written document	Composition of opinion count:			Total dispositions by signed opinion	Number of authorized justices/ judges	Number of opinions/ judge	Number of lawyer support personnel
		Signed opinions	Per curiam opinions	Memos/ orders				
SOUTH CAROLINA								
Supreme Court	C	X	X	X	152	5	30	21
Court of Appeals	C	X	X	X	NA	9		27
UTAH								
Supreme Court	C	X	O	X	112	5	22	13
Court of Appeals	C	X	X	X	109	7	16	18
VIRGINIA								
Supreme Court	C	X	X	X	150	7	21	23
Court of Appeals	C	X	X	X	641	11	58	15
WASHINGTON								
Supreme Court	C	X	X	X	136	9	15	25
Court of Appeals	C	X	X	X	531	22	24	72
WISCONSIN								
Supreme Court	C	X	X	X	101	7	14	11
Court of Appeals	C	X	X	X	822	16	51	25
States with no intermediate appellate court								
DELAWARE								
Supreme Court	C	X	X	X	53	5	11	5
DISTRICT OF COLUMBIA								
Court of Appeals	C	X	X	X	779	9	87	31
MAINE								
Supreme Judicial Court	D	X	X	X	181	7	26	11
MONTANA								
Supreme Court	C	X	X	X	250	7	36	17
NEVADA								
Supreme Court	D	X	X	X	85	7	12	41
NEW HAMPSHIRE								
Supreme Court	C	X	X	X	229	5	46	15
NORTH DAKOTA								
Supreme Court	C	X	X	O	182	5	36	11
RHODE ISLAND								
Supreme Court	C	X	X	X	96	5	19	17
SOUTH DAKOTA								
Supreme Court	C	X	X	X	184	5	37	8
VERMONT								
Supreme Court	C	X	X	X	64	5	13	8
WEST VIRGINIA								
Supreme Court of Appeals	C	X	X	X	94	5	19	29
WYOMING								
Supreme Court	C	X	X	X	149	5	30	12

(continued on next page)

TABLE 6: Opinions Reported by State Appellate Courts, 2001 (continued)

State/Court name:	Opinion count: C=case D=written document	Composition of opinion count:			Total dispositions by signed opinion	Number of authorized justices/ judges	Number of opinions/ judge	Number of lawyer support personnel
		Signed opinions	Per curiam opinions	Memos/ orders				
States with multiple appellate courts at any level								
ALABAMA								
Supreme Court	C	X	X	X	NA	9		18
Court of Civil Appeals	C	X	X	X	359	5	72	6
Court of Criminal Appeals	C	X	O	X	148	5	30	23
INDIANA								
Supreme Court	C	X	X	X	183	5	37	13
Court of Appeals	C,D	X	X	X	2,003	15	134	51
Tax Court	C,D	X	O	X	44	1	44	3
NEW YORK								
Court of Appeals	D	X	X	X	100	7	14	24
Appellate Div. - Supreme Ct.	D	X	X	X	NA	56		25
Appellate Terms - Supreme Ct.	D	X	X	X	NA	15		171
OKLAHOMA								
Supreme Court	C	X	X	O	NA	9	NA	16
Court of Criminal Appeals	C	X	X	O	NA	5	NA	12
Court of Civil Appeals	C	X	X	X	NA	12	NA	12
PENNSYLVANIA								
Supreme Court	C	X	X	X	155	7	22	NA
Superior Court	C	X	X	O	4,941	15	329	NA
Commonwealth Court	D	X	X	X	1,737	9	193	58
TENNESSEE								
Supreme Court	C	X	X	X	329	5	66	12
Court of Criminal Appeals	C	X	X	X	856	12	71	9
Court of Appeals	C	X	X	X	824	12	69	12
TEXAS								
Supreme Court	D	X	X	X	110	9	12	34
Court of Criminal Appeals	C	X	X	X	120	9	13	30
Courts of Appeals	C	X	X	X	NA	80		215

CODES:

- X - Court follows this method when counting opinions.
- O - Court does not follow this method when counting opinions.
- NA - Data are not available.

Note: Disposition data are from the Manner of Disposition Survey sent to each appellate court.

TABLE 7: Reported National Civil and Criminal Caseloads for State Trial Courts, 2001

Reported Caseload		Filed	Disposed
Civil cases:			
I. General jurisdiction courts:			
A.	Number of reported complete civil cases	4,051,707	3,531,600
	Number of courts reporting complete civil data	38	34
B.	Number of reported complete civil cases that include other case types	2,550,453	2,502,908
	Number of courts reporting complete civil data that include other case types	13	12
C.	Number of reported civil cases that are incomplete	4,110,714	3,721,680
	Number of courts reporting civil cases that are incomplete	9	11
D.	Number of reported civil cases that are incomplete and include noncivil case types	422,014	323,696
	Number of courts reporting civil cases that are incomplete and include noncivil case types	3	3
II. Limited jurisdiction courts:			
A.	Number of reported complete civil cases	5,259,662	3,599,874
	Number of courts reporting complete civil data	52	39
B.	Number of reported complete civil cases that include other case types	339,264	132,143
	Number of courts reporting complete civil data that include other case types	4	3
C.	Number of reported civil cases that are incomplete	4,490,719	4,022,822
	Number of courts reporting civil cases that are incomplete	20	23
D.	Number of reported civil cases that are incomplete and include noncivil case types	28,432	119,288
	Number of courts reporting civil cases that are incomplete and include noncivil case types	1	1
Criminal cases:			
I. General jurisdiction courts:			
A.	Number of reported complete criminal cases	2,086,507	1,874,071
	Number of courts reporting complete criminal data	31	29
B.	Number of reported complete criminal cases that include other case types	886,407	894,317
	Number of courts reporting complete criminal data that include other case types	9	8
C.	Number of reported criminal cases that are incomplete	936,445	943,126
	Number of courts reporting criminal cases that are incomplete	9	11
D.	Number of reported criminal cases that are incomplete and include noncriminal case types	947,040	896,227
	Number of courts reporting criminal cases that are incomplete and include noncriminal case types	3	3
II. Limited jurisdiction courts:			
A.	Number of reported complete criminal cases	4,492,287	3,413,367
	Number of courts reporting complete criminal data	30	25
B.	Number of reported complete criminal cases that include other case types	1,426,436	1,439,021
	Number of courts reporting complete criminal data that include other case types	10	8
C.	Number of reported criminal cases that are incomplete	2,866,131	2,994,048
	Number of courts reporting criminal cases that are incomplete	16	15
D.	Number of reported criminal cases that are incomplete and include noncriminal case types	754,029	755,543
	Number of courts reporting criminal cases that are incomplete and include noncriminal case types	4	4

(continued on next page)

TABLE 7: Reported National Civil and Criminal Caseloads for State Trial Courts, 2001 (continued)

Summary section for all trial courts:

		Reported Filings					
		General Jurisdiction		Limited Jurisdiction		Total (incomplete)	
		Civil	Criminal	Civil	Criminal	Civil	Criminal
1.	Total number of reported complete cases	4,051,707	2,086,507	5,259,662	4,492,287	9,311,369	6,578,794
2.	Total number of reported complete cases that include other case types	2,550,453	886,407	339,264	1,426,436	2,889,717	2,312,843
3.	Total number of reported cases that are incomplete	4,110,714	936,445	4,490,719	2,866,131	8,601,433	3,802,576
4.	Total number of reported cases that are incomplete and include other case types	422,014	947,040	28,432	754,029	450,446	1,701,069
Total (incomplete)		11,134,888	4,856,399	10,118,077	9,538,883	21,252,965	14,395,282

		Reported Dispositions					
		General Jurisdiction		Limited Jurisdiction		Total (incomplete)	
		Civil	Criminal	Civil	Criminal	Civil	Criminal
1.	Total number of reported complete cases	3,531,600	1,874,071	3,599,874	3,413,367	7,131,474	5,287,438
2.	Total number of reported complete cases that include other case types	2,502,908	894,317	132,143	1,439,021	2,635,051	2,333,338
3.	Total number of reported cases that are incomplete	3,721,680	943,126	4,022,822	2,994,048	7,744,502	3,937,174
4.	Total number of reported cases that are incomplete and include other case types	323,696	896,227	119,288	755,543	442,984	1,651,770
Total (incomplete)		10,079,884	4,607,741	7,874,127	8,601,979	17,954,011	13,209,720

TABLE 8: Reported Grand Total State Trial Court Caseload, 2001

State/Court name:	Jurisdiction	Parking	Criminal unit of count	Support/ custody	Grand total filings and qualifying footnotes	Grand total dispositions and qualifying footnotes	Dispositions as a percentage of filings	Filings per 100,000 total population
ALABAMA								
Circuit	G	2	G	6	205,969 B	199,312 B	97	4,614
District	L	1	B	2	696,639	697,522	100	15,604
Municipal	L	1	M	1	657,393 A	542,487 A	83	14,725
Probate	L	2	I	1	NA	NA		
State Total								
ALASKA								
Superior	G	1	B	6	17,653 C	17,715 C	100	2,780
District	L	3	B	2	137,647	138,897	101	21,680
State Total					155,300 *	156,612 *	101	24,461
ARIZONA								
Superior	G	2	D	6	184,966	183,041	99	3,485
Tax	G	2	I	1	1,142	1,168	102	22
Justice of the Peace	L	1	Z	1	839,721	779,648	93	15,822
Municipal	L	1	Z	1	1,414,841	1,405,548	99	26,658
State Total					2,440,670	2,369,403	97	45,987
ARKANSAS+								
Circuit	G	1	A	1	182,933	175,814	96	6,795
City	L	1	A	1	70,958	51,481	73	2,636
District	L	1	A	1	962,046	713,492	74	35,736
State Total					1,215,937	940,787	77	45,167
CALIFORNIA								
Superior	G	6	B	6	8,099,234 A	7,693,623 A	95	23,475
COLORADO								
District, Denver Juvenile,								
Denver Probate	G	2	D	3	157,241 A	155,133 A	99	3,559
Water	G	2	I	1	1,247	1,247	100	28
County	L	2	D	1	1,424,733 C	451,766 C	32	32,251
Municipal	L	1	I	1	NA	NA		
State Total								
CONNECTICUT								
Superior	G	6	E	5**	513,558 C	452,601 C	88	14,994
Probate	L	2	I	4	74,549	NA		2,177
State Total					588,107 *			17,171
DELAWARE								
Court of Chancery	G	2	I	1	4,197	3,868	92	527
Superior	G	2	B	1	17,343 B	18,562 B	107	2,178
Alderman's	L	4	A	1	20,058 A	21,017 A	105	2,519
Court of Common Pleas	L	2	A	1	81,451	77,385	95	10,230
Family	L	2	B	3**	55,310	52,392	95	6,947
Justice of the Peace	L	2	B	1	275,242	262,279	95	34,571
State Total					453,601 *	435,503 *	96	56,973
DISTRICT OF COLUMBIA								
Superior	G	6	B	6**	164,850	162,338	98	28,829
FLORIDA								
Circuit	G	2	E	4	1,261,071 A	755,608 A	60	7,691
County	L	5	A	1	4,827,869 A	3,861,230 A	80	29,444
State Total					6,088,940 *	4,616,838 *	76	37,136

(continued on next page)

TABLE 8: Reported Grand Total State Trial Court Caseload, 2001 (continued)

State/Court name:	Jurisdiction	Parking	Criminal unit of count	Support/ custody	Grand total filings and qualifying footnotes	Grand total dispositions and qualifying footnotes	Dispositions as a percentage of filings	Filings per 100,000 total population
GEORGIA								
Superior	G	2	G	3	311,686 C	302,611 B	97	3,718
Civil	L	2	M	1	NA	NA		
County Recorder's	L	1	M	1	NA	NA		
Juvenile	L	2	I	1	92,752 A	82,252 A	88	1,118
Magistrate	L	2	B	1	501,089	366,500	73	5,977
Municipal	L	2	M	1	NA	NA		
Municipal and City of Atlanta	L	1	M	1	NA	NA		
Probate	L	2	B	1	192,068	148,275	77	2,291
State	L	2	G	1	716,750 A	586,643 A	82	8,579
State Total								
HAWAII								
Circuit	G	2	G	6	47,245	44,796	95	3,859
District	L	4	A	1	482,473	499,880	104	39,405
State Total					529,718	544,676	103	43,264
IDAHO								
District	G	3	J	6**	18,919 A	18,004 A	95	1,432
Magistrates Division	L	3	J	6**	469,619 A	588,203 A	125	35,550
State Total					488,538 *	606,207 *	124	36,982
ILLINOIS								
Circuit	G	2	G	6**	4,146,844	6,911,588	167	33,222
INDIANA								
Probate	G	2	I	1	3,709	3,025	82	61
Superior and Circuit	G	3	B	5	1,345,136 A	1,335,181 A	99	21,998
City and Town	L	3	B	1	364,608	351,727	96	5,963
County	L	4	B	1	29,361	32,034	109	480
Small Claims Court of Marion County	L	2	I	1	75,111	75,473	100	1,228
State Total					1,817,925 *	1,797,440 *	99	29,730
IOWA								
District	G	3	B	6	1,082,041 B	1,061,363 C		37,016
KANSAS								
District	G	4	B	6**	453,416	460,976	102	16,827
Municipal	L	1	B	1	483,568 A	451,084 A	93	17,946
State Total					936,984 *	912,060 *	97	34,772
KENTUCKY								
Circuit	G	2	B	6	103,005	93,688	91	2,534
District	L	3	B	1	788,622 B	784,444 B	99	19,398
State Total					891,627 *	878,132 *	98	21,931
LOUISIANA								
District	G	1	Z	6	704,043	NA		15,767
Family and Juvenile	G	2	I	4***	22,837	19,971	87	511
City and Parish	L	1	B	1	1,105,404	940,872	85	24,755
Justice of the Peace	L	1	I	1	NA	NA		
Mayor's	L	1	I	1	NA	NA		
State Total								

(continued on next page)

TABLE 8: Reported Grand Total State Trial Court Caseload, 2001 (continued)

State/Court name:	Jurisdiction	Parking	Criminal unit of count	Support/ custody	Grand total filings and qualifying footnotes	Grand total dispositions and qualifying footnotes	Dispositions as a percentage of filings	Filings per 100,000 total population
MAINE+								
Superior	G	2	E	6	12,120 C	7,898		942
District	L	4	E	5	275,098	268,348	98	21,381
Probate	L	2	I	1	NA	NA		
State Total								
MARYLAND								
Circuit	G	2	B	6**	285,391 B	268,920 B	94	5,309
District	L	1	B	1	2,110,455	1,296,706 A		29,263
Orphan's	L	2	I	1	NA	NA		
State Total								
MASSACHUSETTS								
Superior Court	G	1	D	5**	30,294	29,288	97	475
District Court	L	2	D	5**	786,049	684,553	87	12,322
Boston Municipal Court	L	2	D	1	41,281	33,625	81	647
Housing Court	L	2	D	1	41,344	NA		648
Juvenile Court	L	2	I	1	43,645	NA		684
Land Court	L	2	I	1	11,184	9,546	85	175
Probate & Family Court	L	2	I	5**	154,067	109,434 A		2,415
State Total					1,107,864			17,367
MICHIGAN								
Circuit	G	2	B	6**	391,798	270,349 A		3,922
Court of Claims	G	2	I	1	323	365	113	3
District	L	4	B	1	3,525,280	3,501,333	99	35,285
Municipal	L	4	B	1	60,536	58,280	96	606
Probate	L	2	I	1	67,137	NA		672
State Total					4,045,074			40,488
MINNESOTA								
District	G	4	B	6	1,965,959	2,238,851	118	39,538
MISSISSIPPI †								
Circuit	G	2	B	1	22,722 A	37,099		795
Chancery	L	2	I	5	72,041 A	45,278 A	63	2,521
County	L	2	B	4	33,153 A	22,004 A	66	1,160
Justice	L	2	B	1	NA	NA		
Municipal	L	1	B	1	NA	NA		
State Total								
MISSOURI								
Circuit	G	2	G	6**	842,156 A	809,421 A	96	14,959
Municipal	L	1	I	1	NA	NA		
State Total								
MONTANA								
District	G	2	G	3	33,546	30,031	90	3,709
Water	G	2	I	1	NA	NA		
Workers' Compensation	G	2	I	1	288	167	58	32
City	L	1	B	1	25,752 A	NA		2,847
Justice of the Peace	L	1	B	1	139,116 C	NA		15,382
Municipal	L	1	B	1	42,635	NA		4,714
State Total								

(continued on next page)

TABLE 8: Reported Grand Total State Trial Court Caseload, 2001 (continued)

State/Court name:	Jurisdiction	Parking	Criminal unit of count	Support/ custody	Grand total filings and qualifying footnotes	Grand total dispositions and qualifying footnotes	Dispositions as a percentage of filings	Filings per 100,000 total population
NEBRASKA								
District	G	2	B	5	39,435 B	NA		2,302
County	L	1	B	1	373,545 A	NA		21,803
Separate Juvenile	L	2	I	1	4,511	NA		263
Workers' Compensation	L	2	I	1	133	126	95	8
State Total					417,624 *			23,376
NEVADA								
District	G	2	Z	2	94,706	71,445 A		4,497
Justice	L	1	Z	1	538,501 A	299,555 A	56	25,569
Municipal	L	1	Z	1	296,006 A	243,806 A	82	14,055
State Total					929,213 *	614,806 *		44,121
NEW HAMPSHIRE								
Superior	G	2	A	5	60,768	57,277	94	4,826
District	L	4	A	1	171,926	166,651	97	13,654
Probate	L	2	I	1	10,410	9,739 A		827
State Total					243,104	233,667 *		19,307
NEW JERSEY								
Superior	G	2	B	6**	1,158,369	1,180,405	102	13,653
Municipal	L	4	B	1	5,922,356	6,157,046	104	69,803
Tax	L	2	I	1	4,796	5,124	107	57
State Total					7,085,521	7,342,575	104	83,512
NEW MEXICO								
District	G	2	E	6	97,930	93,630	99	5,190
Magistrate	L	3	E	1	139,221	114,962	83	7,611
Metropolitan Ct. of Bernalillo County	L	3	E	1	129,653	121,256	94	7,088
Municipal	L	1	I	1	NA	NA		
Probate	L	2	I	1	NA	NA		
State Total								
NEW YORK								
Supreme and County Civil Court of the City of New York	G	2	E	1	485,074 B	519,706 B	107	2,551
Court of Claims	L	2	I	1	629,013 A	470,258 A	75	3,309
Criminal Court of the City of New York	L	2	I	1	1,910	2,331	122	10
District and City Family	L	2	E	1	844,929 A	743,894 A	88	4,444
Surrogates'	L	4	E	1	1,112,152 A	1,072,826 A	96	5,850
Town and Village Justice	L	2	I	4	683,390	681,414	100	3,595
State Total	L	2	I	1	163,166	124,858	77	858
	L	1	E	1	1,047,714	1,047,714	100	5,511
					4,967,348 *	4,663,001 *	94	26,128
NORTH CAROLINA								
Superior	G	2	E	1	302,397 B	286,091 B	95	3,694
District	L	6	E	6**	2,684,532 A	2,569,661 A	96	32,793
State Total					2,986,929 *	2,855,752 *	96	36,487
NORTH DAKOTA								
District	G	4	B	6**	170,497	166,452	98	26,873
Municipal	L	1	B	1	70,240 A	70,240 A	100	11,071
State Total					240,737 *	236,692 *	98	37,944

(continued on next page)

TABLE 8: Reported Grand Total State Trial Court Caseload, 2001 (continued)

State/Court name:	Jurisdiction	Parking	Criminal unit of count	Support/custody	Grand total filings and qualifying footnotes	Grand total dispositions and qualifying footnotes	Dispositions as a percentage of filings	Filings per 100,000 total population
OHIO								
Court of Common Pleas	G	2	B	6**	841,980 B	813,764 B	97	7,403
County	L	5	B	1	297,128	295,121	99	2,612
Court of Claims†	L	2	I	1	4,101	6,634	162	36
Mayor's	L	1	B	1	NA	NA		
Municipal	L	5	B	1	2,651,060	2,628,861	99	23,309
State Total								
OKLAHOMA †								
District	G	2	J	6	561,540	527,174	94	16,229
Court of Tax Review	L	2	I	1	NA	NA		
Municipal Court Not of Record	L	1	I	1	NA	NA		
Municipal Criminal Court of Record	L	1	I	1	NA	NA		
State Total								
OREGON								
Circuit	G	2	B	6**	653,664	653,925	100	18,822
Tax	G	2	I	1	1,219	997	82	35
County	L	2	I	1	NA	NA		
Justice	L	3	E	1	NA	NA		
Municipal	L	3	A	1	NA	NA		
State Total								
PENNSYLVANIA								
Court of Common Pleas †	G	2	B	4	657,196 A	655,970 A	100	5,349
District Justice	L	4	B	1	2,368,655	2,312,233	98	19,277
Philadelphia Municipal	L	2	B	1	200,004	204,907	102	1,628
Philadelphia Traffic	L	1	I	1	404,864 A	440,116 A	109	3,295
Pittsburgh City Magistrates	L	4	B	1	365,714	NA		2,976
State Total					3,996,433 *			32,525
PUERTO RICO								
Court of First Instance	G	2	J	6	288,879	277,911	96	7,585
RHODE ISLAND								
Superior	G	2	D	1	15,099	12,929	86	1,426
Workers' Compensation	L	2	I	1	8,964 A	8,877 A	99	847
District	L	2	A	1	63,664	64,102 A		6,012
Family	L	2	I	6	24,504	19,538 A		2,314
Municipal	L	1	I	1	NA	NA		
Probate	L	2	I	1	NA	NA		
Traffic Tribunal	L	1	I	1	89,727	104,042	116	8,473
State Total								
SOUTH CAROLINA								
Circuit	G	2	B	1	172,290 B	181,890 B	106	4,240
Family	L	2	I	6**	91,229	91,131	100	2,245
Magistrate†	L	4	B	1	1,146,633 A	1,186,874 A	104	28,221
Municipal†	L	4	B	1	408,382	410,691	101	10,051
Probate	L	2	I	1	27,476 A	27,136 A	99	676
State Total					1,846,010 *	1,897,722 *	103	45,435
SOUTH DAKOTA								
Circuit	G	3	B	4	256,048	237,097	93	33,842

(continued on next page)

TABLE 8: Reported Grand Total State Trial Court Caseload, 2001 (continued)

State/Court name:	Jurisdiction	Parking	Criminal unit of count	Support/custody	Grand total filings and qualifying footnotes	Grand total dispositions and qualifying footnotes	Dispositions as a percentage of filings	Filings per 100,000 total population
TENNESSEE								
Circuit, Criminal, and Chancery	G	2	A	6**	245,275 A	246,228 A	100	4,373
Probate	G	2	I	1	1,981	2,324	117	35
General Sessions	L	1	M	6**	NA	NA		
Juvenile	L	2	I	4	150,765	234,661	156	2,627
Municipal	L	1	M	1	NA	NA		
State Total								
TEXAS								
District	G	2	B	6**	705,176	694,709	99	3,307
County-level	L	2	B	6**	738,906	661,216 A		3,465
Justice of the Peace	L	4	A	1	2,879,598 A	2,545,568 A	88	13,503
Municipal	L	4	A	1	7,444,280 A	7,281,289 A	98	34,909
State Total					11,767,960 *	11,182,782 *		55,184
UTAH								
District	G	4	J	3	298,312 B	301,804 B	101	13,143
Justice	L	4	B	1	404,962 A	NA		17,841
Juvenile	L	2	I	1	50,795	51,699	102	2,238
State Total					754,069 *			33,222
VERMONT								
District	G	2	D	1	21,592	22,211	103	3,522
Family	G	2	D	4***	22,905	22,677	99	3,736
Superior	G	2	B	5	15,414	14,765	96	2,514
Environmental	L	2	I	1	240	268	112	39
Probate	L	2	I	1	5,003	4,731	95	816
Judicial Bureau	L	4	I	1	99,574	98,730	99	16,241
State Total					164,728	163,382	99	26,868
VIRGINIA								
Circuit	G	2	A	3	274,805	260,088	95	3,823
District	L	4	A	4	3,781,879	3,850,359	102	52,616
State Total					4,056,684	4,110,447	101	56,439
WASHINGTON								
Superior	G	2	D	6	245,015 C	239,439 C	98	4,092
District	L	4	C	1	859,871	918,726	107	14,360
Municipal	L	4	C	1	1,012,366 A	1,047,516 A	103	16,907
State Total					2,117,252 *	2,205,681 *	104	35,358
WEST VIRGINIA								
Circuit	G	2	J	5	68,076 B	63,016 B	93	3,778
Magistrate	L	2	J	1	371,934	340,395	92	20,641
Municipal	L	1	A	1	NA	NA		
State Total								
WISCONSIN								
Circuit	G	3	D	6**	1,025,914	1,021,588	100	18,992
Municipal	L	3	A	1	NA	508,036 A		
State Total						1,529,624 *		
WYOMING†								
District	G	2	J	5	15,535	16,005	103	3,142
Circuit	L	1	J	4	111,198 A	111,072 A	100	22,490
Justice of the Peace	L	1	J	1	NA	NA		
Municipal	L	1	A	1	NA	NA		
State Total								

(continued on next page)

TABLE 8: Reported Grand Total State Trial Court Caseload, 2001 (continued)

NOTE: All state trial courts with grand total jurisdiction are listed in the table, regardless of whether caseload data are available. Blank spaces in the table indicate that a particular calculation, such as the total state caseload, is not appropriate. State total "filings per 100,000 population" may not equal the sum of the filing rates for the individual courts due to rounding.

NA = Data are not available.

JURISDICTION CODES:

G = General Jurisdiction
L = Limited Jurisdiction

SUPPORT/CUSTODY CODES:

- 1 = The court does not have jurisdiction over support/custody cases
- 2 = Support/custody caseload data are not available
- 3 = Only contested support/custody cases and all interstate support cases (where the court has jurisdiction) are counted separately from marriage dissolution cases
- 4 = Both contested and uncontested support/custody cases and interstate support cases (where the court has jurisdiction) are counted separately from marriage dissolution cases
- 5 = Support/custody is counted as a proceeding of the marriage dissolution and, thus, a marriage dissolution that involves support/custody is counted as one case
- 6 = Support/custody is counted as a proceeding of the marriage dissolution, but interstate support cases are counted separately
- ** = Nondissolution support/custody cases are also counted separately
- *** = Court has only interstate support jurisdiction

PARKING CODES:

- 1 = Parking data are unavailable
- 2 = Court does not have parking jurisdiction
- 3 = Only contested parking cases are included
- 4 = Both contested and uncontested parking cases are included
- 5 = Parking cases are handled administratively
- 6 = Uncontested parking cases are handled administratively; contested parking cases are handled by the court

CRIMINAL UNIT OF COUNT CODES:

- M = Missing data
- I = Data element is inapplicable
- A = Single defendant—single charge
- B = Single defendant—single incident (one/more charges)
- C = Single defendant—single incident/maximum number charges (usually two)
- D = Single defendant—one/more incidents
- E = Single defendant—content varies with prosecutor
- F = One/more defendants—single charge
- G = One/more defendants—single incident (one/more charges)
- H = One/more defendants—single incident/maximum number charges (usually two)
- J = One/more defendants—one/more incidents
- K = One/more defendants—content varies with prosecutor
- L = Inconsistent during reporting year
- Z = Both the defendant and charge components vary within the state

QUALIFYING FOOTNOTES:

The absence of a qualifying footnote indicates that data are complete.

† Data for all Oklahoma courts are for 1997. Data for Mississippi courts are for 1999. Data for Ohio Court of Claims, South Carolina Magistrate Court, South Carolina Municipal Court, and all Wyoming courts are for 2000. Data for Pennsylvania Court of Common Pleas are preliminary 2001 data.

+In 2001, Arkansas combined the Circuit and Chancery Courts into the Circuit Court and reduced the number of limited jurisdiction courts from six to two by combining the County, Police, and Common Pleas Courts into the Municipal Court which they renamed the District Court. In 2001, Maine eliminated the Administrative Court, transferring that caseload to the District Court.

* See the qualifying footnote for each court within the state. Each footnote has an effect on the state's total.

A: The following courts' data are incomplete:

- Alabama—Municipal Court—Grand total filed and disposed data do not include cases from several municipalities.
- California—Superior Court—Grand total filed and disposed data do not include partial data from several courts.
- Colorado—District, Denver Juvenile, and Denver Probate Courts—Grand total filed and disposed data do not include **administrative agency appeals** and **criminal appeals**.
- Delaware—Alderman's Court—Grand total filed and disposed data do not include cases from two of eight courts, and are less than 75% complete.
- Florida—Circuit Court—Grand total filed data do not include partial data from several courts. Disposed data do not include **civil appeals**, **criminal appeals**, reopened cases, partial data from several courts and are less than 75% complete.
—County Court—Grand total filed and disposed data do not include partial data due to incomplete reporting. Disposed data also do not include reopened cases.
- Georgia—Juvenile Court—Grand total filed and disposed data do not include cases from several counties.
—State Court—Grand total filed and disposed data do not include cases from several courts.
- Idaho—District Court—Grand total filed and disposed data do not include **mental health** cases.
—Magistrates Division—Grand total filed and disposed data do not include **mental health** and **parking** cases.
- Indiana—Superior and Circuit Courts—Grand total filed and disposed data do not include **civil appeals**, **criminal appeals** and some **support/custody** cases.
- Kansas—Municipal Court—Grand total filed and disposed data do not include **parking** cases.
- Maryland—District Court—Grand total disposed data do not include **ordinance violation**, **parking** and most **civil** cases, and are less than 75% complete.
- Massachusetts—Probate and Family Court—Grand total disposed data do not include **paternity equity** cases and are less than 75% complete.
- Michigan—Circuit Court—Grand total disposed data do not include **adoption**, **traffic**, **juvenile**, and some **miscellaneous domestic relations** cases.
- Mississippi—Circuit Court—Grand total filed data do not include **criminal** cases, and are less than 75% complete.
—Chancery Court—Grand total filed and disposed data do not include **juvenile** cases.
—County Court—Grand total filed and disposed data do not include **criminal** and **juvenile** cases.

(continued on next page)

TABLE 8: Reported Grand Total State Trial Court Caseload, 2001 (continued)

Missouri—Circuit Court—Grand total filed and disposed data do not include those **ordinance violation** cases heard by municipal judges.

Montana—City Court—Grand total filed data do not include cases from several courts.

Nebraska—County Court—Grand total filed data do not include **parking** cases.

Nevada—District Court—Grand total disposed data do not include partial data from several courts, and are less than 75% complete.

—Justice Court—Grand total filed and disposed data do not include partial data from several courts, and are less than 75% complete.

—Municipal Court—Grand total filed and disposed data do not include partial data from several courts, and are less than 75% complete.

New Hampshire—Probate Court—Grand total disposed data do not include some **estate** and some **miscellaneous civil** cases, and are less than 75% complete.

New York—Civil Court of the City of New York—Grand total filed and disposed data do not include **administrative agency appeals** cases.

—Criminal Court of the City of New York—Grand total filed and disposed data do not include **moving traffic**, **miscellaneous traffic**, and some **ordinance violation** cases.

—District and City Courts—Grand total filed and disposed data do not include **administrative agency appeals** cases.

North Carolina—District Court—Grand total filed and disposed data do not include **mental health** cases. Disposed data also do not include **miscellaneous civil** cases.

North Dakota—Municipal Court—Grand total filed and disposed data do not include **ordinance violation** and **parking** cases, and are less than 75% complete.

Pennsylvania—Court of Common Pleas—Grand total filed and disposed data do not include some **civil appeals** and some **criminal appeals** cases.

—Philadelphia Traffic Court—Grand total filed and disposed data do not include **ordinance violation**, **parking**, and **miscellaneous traffic** cases, and are less than 75% complete.

Rhode Island—Workers' Compensation Court—Grand total filed and disposed data do not include some **administrative agency appeals**.

—District Court—Grand total disposed data do not include **mental health**, **domestic violence**, and **administrative agency appeals**.

—Family Court—Grand total disposed data do not include **marriage dissolution**, **paternity**, and **interstate support** cases, and are less than 75% complete.

South Carolina—Magistrate Court—Grand total filed and disposed data do not include **ordinance violation** cases.

—Probate Court—Grand total filed and disposed data do not include **mental health** cases, and are less than 75% complete.

Tennessee—Circuit, Criminal and Chancery Courts—Grand total filed and disposed data do not include **miscellaneous criminal** cases.

Texas—County-level Court—Grand total disposed data do not include **estate** and **mental health** cases.

—Justice of the Peace Court—Grand total filed and disposed data do not include partial data from several courts.

—Municipal Court—Grand total filed and disposed data do not include partial data from several courts.

Washington—Municipal Court—Grand total filed and disposed data do not include partial data from several courts.

Wisconsin—Municipal Court—Grand total disposed data do not include partial data from several courts.

Wyoming—Circuit Court—Grand total disposed data do not include **trial court civil appeals** and **criminal appeals** cases.

B: The following courts' data are overinclusive:

Alabama—Circuit Court—Grand total filed and disposed data include **postconviction remedy proceedings** and **extraordinary writs**.

Delaware—Superior Court—Grand total filed and disposed data include **postconviction remedy proceedings** and **extraordinary writs**.

Iowa—District Court—Grand total filed data include **postconviction remedy proceedings**.

Kentucky—District Court—Grand total filed and disposed data include **sentence review only proceedings**.

Maryland—Circuit Court—Grand total filed and disposed data include **estate** cases from the Orphan's Court, and some **postconviction remedy** and **sentence review only proceedings**.

Nebraska—District Court—Grand total filed data include **postconviction remedy proceedings**.

New York—Supreme and County Court—Grand total filed and disposed data include **postconviction remedy proceedings**.

North Carolina—Superior Court—Grand total filed and disposed data include **mental health** cases from District Court.

Ohio—Court of Common Pleas—Grand total filed and disposed data include **postconviction remedy proceedings**.

South Carolina—Circuit Court—Grand total filed and disposed data include **postconviction remedy proceedings**.

Utah—District Court—Grand total filed and disposed data include **sentence review only proceedings**.

West Virginia—Circuit Court—Grand total filed and disposed data include **postconviction remedy proceedings** and **extraordinary writs**.

C: The following courts' data are incomplete and overinclusive:

Alaska—Superior Court—Grand total filed and disposed data include **extraordinary writs**, orders to show cause, unfair trade practices, and **postconviction remedy proceedings**, but do not include **criminal appeals** cases.

Colorado—County Court—Grand total filed data include **preliminary hearing proceedings**, but do not include **miscellaneous civil** (name change) cases from counties other than Denver. Disposed data include **preliminary hearing proceedings**, but do not include **civil**, **criminal**, and **traffic** data from Denver County Court, **miscellaneous civil** cases from counties other than Denver, and are less than 75% complete.

Connecticut—Superior Court—Grand total filed and disposed data include **postconviction remedy proceedings**, but do not include most **interstate support** cases. Disposed data also do not include most **small claims** cases.

Georgia—Superior Court—Grand total filed and disposed data include **extraordinary writs** and do not include data from one circuit.

Iowa—District Court—Grand total disposed data include **postconviction remedy proceedings**, but do not include **juvenile** cases.

Maine—Superior Court—Grand total filed data include **postconviction remedy** and **sentence review only proceedings**, but do not include **criminal** and **traffic** cases, and are less than 75% complete.

Montana—Justice of the Peace Court—Grand total filed data include some City Court data, but do not include partial data from three courts.

Washington—Superior Court—Grand total filed and disposed data include **postconviction remedy proceedings** and **extraordinary writs**, but do not include partial **juvenile** caseload from one court.

TABLE9: Reported Total State Trial Court Civil Caseload, 2001

State/Court name:	Jurisdiction	Support/custody:		Total civil filings and qualifying footnotes	Total civil dispositions and qualifying footnotes	Dispositions as a percentage of filings	Filings per 100,000 total population
		(a) method of count/code	(b) decree change counted as				
ALABAMA							
Circuit	G	6	NF	113,770 B	108,785 B	96	2,548
District	L	2	I	163,842	162,151	99	3,670
Probate	L	1	I	NA	NA		
State Total							
ALASKA							
Superior	G	6	R	11,766 B	11,503 C		1,853
District	L	2	I	27,213 B	27,427 B	101	4,286
State Total				38,979 *	38,930 *		6,139
ARIZONA+							
Superior	G	6	NF	114,463	117,212	102	2,157
Tax	G	1	I	1,142	1,166	102	22
Justice of the Peace	L	1	I	165,265	154,103	93	3,114
Municipal	L	1	I	19,975	18,558	93	376
State Total				300,845	291,039	97	5,668
ARKANSAS							
Circuit	G	1	I	96,889	92,075	95	3,599
City	L	1	I	0	0		
District	L	1	I	108,845	43,958	40	4,043
State Total				205,734	136,033	66	7,642
CALIFORNIA							
Superior	G	6	NC	1,505,589 A	1,314,965 A	87	4,364
COLORADO							
District, Denver Juvenile, Denver Probate	G	3	R	94,900 A	84,152 A	89	2,148
Water	G	1	I	1,247	1,247	100	28
County	L	1	I	209,079 A	153,168 A	73	4,733
State Total				305,226 *	238,567 *	78	6,909
CONNECTICUT							
Superior	G	5**	NC	177,721 C	107,628 C	61	5,189
Probate	L	4	R	74,549	NA		2,177
State Total				252,270 *			7,365
DELAWARE							
Court of Chancery	G	1	I	4,197	3,868	92	527
Superior	G	1	I	8,812 B	10,671 B	121	1,107
Court of Common Pleas	L	1	I	8,058	6,574	82	1,012
Family	L	3**	R	38,751 B	36,627 B	95	4,867
Justice of the Peace	L	1	I	27,874	23,527	84	3,501
State Total				87,692 *	81,267 *	93	11,014
DISTRICT OF COLUMBIA							
Superior	G	6**	R	110,742	109,449	99	19,367

(continued on next page)

TABLE 9: Reported Total State Trial Court Civil Caseload, 2001 (continued)

State/Court name:	Jurisdiction	Support/custody:		Total civil filings and qualifying footnotes	Total civil dispositions and qualifying footnotes	Dispositions as a percentage of filings	Filings per 100,000 total population
		(a) method of count code	(b) decree change counted as				
FLORIDA							
Circuit	G	4	R	889,389 A	488,361 A	55	5,424
County	L	1	I	521,640 A	363,960 A	70	3,181
State Total				1,411,029 *	852,321 *	60	8,606
GEORGIA							
Superior	G	3	NF	213,998 C	204,565 C	96	2,552
Civil	L	1	I	NA	NA		
Magistrate	L	1	I	377,867	266,104	70	4,507
Municipal	L	1	I	NA	NA		
Probate †	L	1	I	42,333	NA		505
State	L	1	I	150,895 A	81,710 A	54	1,800
State Total							
HAWAII							
Circuit	G	6	R	24,081	23,556	98	1,967
District	L	1	I	21,990	23,658	108	1,796
State Total				46,071	47,214	102	3,763
IDAHO							
District	G	6**	R	6,931 A	6,449 A	93	525
Magistrates Division	L	6**	R	81,004 A	78,395 A	97	6,132
State Total				87,935 *	84,844 *	96	6,657
ILLINOIS							
Circuit	G	6**	R	684,342	688,323	101	5,482
INDIANA							
Probate	G	1	I	2,051	1,310	64	34
Superior and Circuit	G	5	R	455,430 A	431,819 A	95	7,448
City and Town	L	1	I	12,308	13,170	107	201
County	L	1	I	10,336	12,648	122	169
Small Claims Court of Marion County	L	1	I	75,111	75,473	100	1,228
State Total				555,236 *	534,420 *	96	9,080
IOWA							
District	G	6	NF	192,628 B	190,061 B	99	6,590
KANSAS							
District	G	6**	NC	201,311	202,920	101	7,471
KENTUCKY							
Circuit	G	6	R	79,722	72,780	91	1,961
District	L	1	I	189,281 A	180,720 A	95	4,656
State Total				269,003 *	253,500 *	94	6,617
LOUISIANA							
District	G	6	NF	179,211	NA		4,013
Family and Juvenile	G	4***	NF	9,528	8,952	94	213
City and Parish	L	1	I	85,279	70,228	82	1,910
Justice of the Peace	L	1	I	NA	NA		
State Total							
MAINE+							
Superior	G	6	NC	3,841	NA		271
District	L	5	NC	46,622	42,061	90	3,623
Probate	L	1	I	NA	NA		
State Total							

(continued on next page)

TABLE 9: Reported Total State Trial Court Civil Caseload, 2001 (continued)

State/Court name:	Jurisdiction	Support/custody:		Total civil filings and qualifying footnotes	Total civil dispositions and qualifying footnotes	Dispositions as a percentage of filings	Filings per 100,000 total population
		(a) method of count code	(b) decree change counted as				
MARYLAND							
Circuit	G	6**	NF	171,582 B	166,963 B	97	3,192
District	L	1	I	785,391	22,155 A		14,612
Orphan's	L	1	I	NA	NA		
State Total							
MASSACHUSETTS							
Superior Court	G	5**	R	25,285	24,403	97	396
District Court	L	5**	R	260,313	235,284	90	4,081
Boston Municipal Court	L	1	I	20,724	18,738	90	325
Housing Court	L	1	I	32,617	NA		511
Juvenile Court	L	1	I	917	NA		14
Land Court	L	1	I	11,184	9,546	85	175
Probate & Family Court	L	5**	R	154,067	109,434 A		2,415
State Total				505,107			7,918
MICHIGAN							
Circuit	G	6**	NC	222,262	208,973 A		2,225
Court of Claims	G	1	I	323	365	113	3
District	L	1	I	518,318	514,554	99	5,188
Municipal	L	1	I	900	873	97	9
Probate	L	1	I	67,137	NA		672
State Total				808,940			8,097
MINNESOTA							
District	G	6	NF	216,626	211,153	97	4,357
MISSISSIPPI †							
Circuit	G	1	I	22,722	13,837	61	795
Chancery	L	5	NF	72,041	45,278	63	2,521
County	L	4	NF	33,153 A	22,004 A	66	1,160
Justice	L	1	I	NA	NA		
State Total							
MISSOURI							
Circuit	G	6**	NF	291,264 A	287,017 A	99	5,174
MONTANA							
District	G	3	R	23,656	21,410	91	2,616
Water	G	1	I	NA	NA		
Workers' Compensation	G	1	I	288	167	58	32
City	L	1	I	505 A	NA		56
Justice of the Peace	L	1	I	28,432 C	NA		3,144
Municipal	L	1	I	547	NA		60
State Total							
NEBRASKA							
District	G	5	R	30,295 C	NA		1,768
County	L	1	I	72,769	NA		4,247
Workers' Compensation	L	1	I	133	126	95	8
State Total				103,197			6,024
NEVADA							
District	G	2	R	65,203	46,098 A		3,096
Justice	L	1	I	93,306 A	8,278 A	9	4,430
Municipal	L	1	I	NA	NA		
State Total							

(continued on next page)

TABLE 9: Reported Total State Trial Court Civil Caseload, 2001 (continued)

State/Court name:	Jurisdiction	Support/custody:		Total civil filings and qualifying footnotes	Total civil dispositions and qualifying footnotes	Dispositions as a percentage of filings	Filings per 100,000 total population
		(a) method of count code	(b) decree change counted as				
NEW HAMPSHIRE							
Superior	G	5	R	38,765	36,692	95	3,079
District	L	1	I	38,459	36,184	94	3,054
Probate	L	1	I	10,410	9,739 A		827
State Total				87,634	82,615 *		6,960
NEW JERSEY							
Superior	G	6**	R	1,013,677	1,035,636	102	11,947
Tax	L	1	I	4,796	5,124	107	57
State Total				1,018,473	1,040,760	102	12,004
NEW MEXICO							
District	G	6	R	66,145	65,524	99	3,616
Magistrate	L	1	I	23,775	11,906	50	1,300
Metropolitan Ct. of Bernalillo County	L	1	I	18,461	17,214	93	1,009
Probate	L	1	I	NA	NA		
State Total							
NEW YORK							
Supreme and County	G	1	I	432,574 B	464,742 B	107	2,275
Civil Court of the City of New York	L	1	I	629,031 A	470,258 A	75	3,309
Court of Claims	L	1	I	1,910	2,331	122	10
District and City	L	1	I	249,067 A	232,161 A	93	1,310
Family	L	4	R	576,132	572,580	99	3,030
Surrogates'	L	1	I	163,166	124,858	77	858
Town and Village Justice	L	1	I	15,120	15,120	100	80
State Total				2,066,982 *	1,882,050 *	91	10,872
NORTH CAROLINA							
Superior	G	1	I	165,528 B	152,717 B	92	2,022
District	L	6**	R	544,766 A	477,311 A	88	6,655
State Total				710,294 *	630,028 *	89	8,677
NORTH DAKOTA							
District	G	6**	NF	38,830	39,085	101	6,120
OHIO							
Court of Common Pleas	G	6**	R	474,242 B	451,286 B	95	4,170
County	L	1	I	25,485	25,453	100	224
Court of Claims†	L	1	I	4,101	6,634	162	36
Municipal	L	1	I	440,141	417,747	95	3,870
State Total				943,969 *	901,120 *	95	8,300
OKLAHOMA †							
District	G	6	R	267,042	256,626	96	7,718
Court of Tax Review	L	1	I	NA	NA		
State Total							
OREGON							
Circuit	G	6**	R	205,227 B	202,537 B	99	5,909
Tax	G	1	I	1,219	997	82	35
County	L	1	I	NA	NA		
Justice	L	1	I	NA	NA		
State Total							

(continued on next page)

TABLE 9: Reported Total State Trial Court Civil Caseload, 2001 (continued)

State/Court name:	Jurisdiction	Support/custody:		Total civil filings and qualifying footnotes	Total civil dispositions and qualifying footnotes	Dispositions as a percentage of filings	Filings per 100,000 total population
		(a) method of count/code	(b) decree change counted as				
PENNSYLVANIA †							
Court of Common Pleas	G	4	NF	421,691 A	417,116 A	99	3,432
District Justice	L	1	I	214,886	208,816	97	1,749
Philadelphia Municipal	L	1	I	135,475 A	140,884 A	104	1,103
Pittsburgh City Magistrates	L	1	I	4,364	NA		36
State Total				776,416 *			6,319
PUERTO RICO							
Court of First Instance	G	6	NF	158,665 A	151,767 A	96	4,166
RHODE ISLAND							
Superior	G	1	I	9,055	6,717	74	855
Workers' Compensation	L	1	I	8,964 A	8,877 A	99	847
District	L	1	I	33,312	33,919 A		3,146
Family	L	6	R	12,822	8,093 A		1,211
Probate	L	1	I	NA	NA		
State Total							
SOUTH CAROLINA							
Circuit	G	1	I	64,280 B	64,100 B	100	1,582
Family	L	6**	NF	67,606 B	68,089 B	101	1,664
Magistrate†	L	1	I	201,349	190,262	94	4,956
Probate	L	1	I	27,476 A	27,136 A	99	676
State Total				360,711 *	349,587 *	97	8,878
SOUTH DAKOTA							
Circuit	G	4	NC	65,835	60,547	92	8,701
TENNESSEE							
Circuit, Criminal, and Chancery	G	6**	R	133,800	133,601	100	2,331
Probate	G	1	I	1,981	2,324	117	35
General Sessions	L	6**	R	NA	NA		
Juvenile	L	4	R	21,429	46,456	216	374
State Total							
TEXAS							
District	G	6**	R	500,460 B	491,328 B	98	2,347
County-level	L	6**	R	205,694 B	119,288 C		965
Justice of the Peace	L	1	I	260,391 A	218,739 A	84	1,221
Municipal	L	1	I	837 A	837 A	100	4
State Total				967,382 *	830,192 *		4,536
UTAH							
District	G	3	R	163,470	154,419	94	7,202
Justice	L	1	I	7,636 A	NA		336
State Total				171,106 *			7,538
VERMONT							
District	G	1	I	1,858	1,940	104	303
Family	G	4***	NC	20,814	20,447	98	3,395
Superior	G	5	NC	15,412	14,765	96	2,514
Environmental	L	1	I	240	268	112	39
Probate	L	1	I	5,003	4,731	95	816
State Total				43,327	42,151	97	7,067
VIRGINIA							
Circuit	G	3	R	113,157	99,789	88	1,574
District	L	4	R	1,328,139 A	1,356,840 A	102	18,478
State Total				1,441,296 *	1,456,629 *	101	20,052

(continued on next page)

TABLE 9: Reported Total State Trial Court Civil Caseload, 2001 (continued)

State/Court name:	Jurisdiction	Support/custody:		Total civil filings and qualifying footnotes	Total civil dispositions and qualifying footnotes	Dispositions as a percentage of filings	Filings per 100,000 total population
		(a) method of count code	(b) decree change counted as				
WASHINGTON							
Superior District	G	6	R	156,448 B	150,717 B	96	2,613
Municipal	L	1	I	143,984	114,330	79	2,405
State Total	L	1	I	467 A	116 A	25	8
				300,899 *	265,163 *	88	5,025
WEST VIRGINIA							
Circuit	G	5	R	53,136 B	49,001 B	92	2,949
Magistrate	L	1	I	62,975	63,248	100	3,495
State Total				116,111 *	112,249 *	97	6,444
WISCONSIN							
Circuit	G	6**	NF	286,855 A	284,963 A	99	5,310
WYOMING†							
District	G	5	R	11,875	12,299	104	2,402
Circuit	L	4	R	19,625 A	18,088 A	92	3,969
Justice of the Peace	L	1	I	NA	NA		
State Total							

NOTE: All state trial courts with civil jurisdiction are listed in the table regardless of whether caseload data are available. Blank spaces in the table indicate that a particular calculation, such as the total state caseload, is not appropriate. State total "filings per 100,000 population" may not equal the sum of the filing rates for the individual courts due to rounding.

NA = Data are not available

JURISDICTION CODES:

G = General Jurisdiction

L = Limited Jurisdiction

SUPPORT/CUSTODY CODES:

(a) Method of count codes:

- 1 = The court does not have jurisdiction over support/custody cases
- 2 = Support/custody caseload data are not available
- 3 = Only contested support/custody cases and all interstate support cases (where the court has jurisdiction) are counted separately from marriage dissolution cases
- 4 = Both contested and uncontested support/custody cases and interstate support cases (where the court has jurisdiction) are counted separately from marriage dissolution cases
- 5 = Support/custody is counted as a proceeding of the marriage dissolution and, thus, a marriage dissolution that involves support/custody is counted as one case
- 6 = Support/custody is counted as a proceeding of the marriage dissolution, but interstate support cases are counted separately

** Nondissolution support/custody cases are also counted separately.

*** Court has only interstate support jurisdiction.

(b) Decree change counted as:

NC = Not counted/collected

NF = New filing

R = Reopened case

QUALIFYING FOOTNOTES:

The absence of a qualifying footnote indicates that data are complete.

† Data for all Oklahoma Courts are for 1997. Data for all Mississippi courts are for 1999. Data for Ohio Court of Claims, South Carolina Magistrate Court, and all Wyoming courts are for 2000. Data for Pennsylvania Court of Common Pleas are preliminary 2001 data.

+In 2001, Arkansas combined the Circuit and Chancery Courts into the Circuit Court and reduced the number of limited jurisdiction courts from six to two by combining the County, Police, and Common Pleas Courts into the Municipal Court which they renamed the District Court. In 2001, Maine eliminated the Administrative Court, transferring that caseload to the District Court.

* See the qualifying footnote for each court within the state. Each footnote has an effect on the state's total.

A: The following courts' data are incomplete:
California—Superior Court—Total civil filed and disposed data do not include partial data from several courts.

(continued on next page)

TABLE 9: Reported Total State Trial Court Civil Caseload, 2001 (continued)

Colorado—District, Denver Juvenile & Denver Probate Court—Total **civil** filed and disposed data do not include **administrative agency appeals**. Disposed data also do not include **adoption**, **paternity**, and some **support/custody** cases.

—County Court—Total **civil** filed and disposed data do not include most **miscellaneous civil** cases. Disposed data also do not include cases from Denver County Court.

Florida—Circuit Court—Total **civil** filed and disposed data do not include partial data from several courts. Disposed data also do not include **civil appeals** and reopened cases, and are less than 75% complete.

—County Court—Total **civil** filed and disposed data do not include partial data from several courts. Disposed data also do not include reopened cases.

Georgia—State Court—Total **civil** filed and disposed data do not include any cases from several courts.

Idaho—District Court—Total **civil** filed and disposed data do not include **mental health** cases.

—Magistrate Division—Total **civil** filed and disposed data do not include **mental health** cases.

Indiana—Superior and Circuit Courts—Total **civil** filed and disposed data do not include **civil appeals** and **support/custody** cases.

Kentucky—District Court—Total **civil** filed and disposed data do not include **paternity** and **interstate support** cases.

Maryland—District Court—Total **civil** disposed data do not include **tort**, **contract**, **real property rights**, **small claims**, and **miscellaneous civil** cases, and are less than 75% complete.

Massachusetts—Probate and Family Court—Total **civil** disposed data do not include **paternity equity** cases, and are less than 75% complete.

Michigan—Circuit Court—Total **civil** disposed data do not include **adoption**, some **miscellaneous domestic relations**, and some **miscellaneous civil** cases.

Mississippi—County Court—Total **civil** filed and disposed data do not include some cases.

Missouri—Circuit Court—Total **civil** filed and disposed data do not include most **support/custody** cases and do not include partial data from one court.

Montana—City Court—Total **civil** disposed data do not include data from several courts.

Nevada—District Court—Total **civil** filed and disposed data do not include partial data from several courts.

—Justice Court—Total **civil** filed data do not include partial data from several courts.

New Hampshire—Probate Court—Total **civil** disposed data do not include some **estate** and some **miscellaneous civil** cases and are less than 75% complete.

New York—Civil Court of the City of New York—Total **civil** filed and disposed data do not include **administrative agency appeals** cases.

—District and City Court—Total **civil** filed and disposed data do not include **administrative agency appeals** cases.

North Carolina—District Court—Total **civil** filed and disposed data do not include **mental health** cases. Disposed data also do not include **miscellaneous civil** cases.

Pennsylvania—Court of Common Pleas—Total **civil** filed and disposed data do not include some **civil appeals** cases.

—Philadelphia Municipal Court—Total **civil** filed and disposed data

do not include **domestic violence** cases.

Puerto Rico—Court of First Instance—Total **civil** filed and disposed data do not include **domestic violence** cases.

Rhode Island—Workers' Compensation Court—Total **civil** filed and disposed data do not include some **administrative agency appeals**.

—District Court—Total **civil** disposed data do not include **mental health**, **domestic violence**, and **administrative agency appeals**.

—Family Court—Total **civil** disposed data do not include **marriage dissolution**, **interstate support**, and **paternity** cases, and are less than 75% complete.

South Carolina—Probate Court—Total **civil** filed and disposed data do not include **mental health** cases, and are less than 75% complete.

Texas—Justice of the Peace Court—Total **civil** filed and disposed data do not include partial data from several courts.

—Municipal Court—Total **civil** filed and disposed data do not include partial data from several courts

Utah—Justice Court—Total **civil** filed data do not include partial data from several courts.

Virginia—District Court—Total **civil** filed and disposed data do not include some **domestic relations** cases.

Washington—Municipal Court—Total **civil** filed and disposed data do not include partial data from several courts

Wisconsin—Circuit Court—Total **civil** filed and disposed data do not include **domestic violence** cases.

Wyoming—Circuit Court—Total **civil** disposed data do not include **trial court civil appeals** cases.

B: The following courts' data are overinclusive:

Alabama—Circuit Court—Total **civil** filed and disposed data include **extraordinary writs**.

Alaska—Superior Court—Total **civil** filed data include **extraordinary writs**, orders to show cause, unfair trade practices, and **postconviction remedy proceedings**.

—District Court—Total **civil** filed and disposed data include **juvenile** cases filed in noncomputerized District Courts.

Delaware—Superior Court—Total **civil** filed and disposed data include **extraordinary writs**.

—Family Court—Total **civil** filed and disposed data include **status offense petition** cases.

Iowa—District Court—Total **civil** filed and disposed data include **postconviction remedy proceedings**.

Maryland—Circuit Court—Total **civil** filed and disposed data include **estate** cases from the Orphan's Court.

Montana—Justice of the Peace Court—Total **civil** filed data include some City Court cases.

New York—Supreme and County Court—Total **civil** filed and disposed data include **postconviction remedy proceedings**.

North Carolina—Superior Court—Total **civil** filed and disposed data include **mental health** cases from District Court.

Ohio—Court of Common Pleas—Total **civil** filed and disposed data include **postconviction remedy proceedings**.

(continued on next page)

TABLE 9: Reported Total State Trial Court Civil Caseload, 2001 (continued)

Oregon—Circuit Court—Total **civil** filed and disposed data include **criminal appeals** cases.

South Carolina—Circuit Court—Total **civil** filed and disposed data include **postconviction remedy proceedings**.

—Family Court—Total **civil** filed and disposed data include **child-victim petition** cases.

Texas—District Court—Total **civil** filed and disposed data include **child-victim petition** cases.

—County-level Court—Total **civil** filed data include **child-victim petition** cases.

Washington—Superior Court—Total **civil** filed and disposed data include **postconviction remedy proceedings** and **extraordinary writs**.

West Virginia—Circuit Court—Total **civil** filed and disposed data include **postconviction remedy proceedings** and **extraordinary writs**.

C: The following courts' data are incomplete and overinclusive:

Alaska—Superior Court—Total **civil** disposed data include extraordinary writs, orders to show cause, unfair trade practices, and **postconviction remedy proceedings**, but do not include **miscellaneous domestic relations** (termination of parental rights) cases.

Connecticut—Superior Court—Total **civil** filed and disposed data include **postconviction remedy proceedings**, but do not include most **interstate support** cases. Disposed data also do not include most **small claims** cases, and are less than 75% complete.

Georgia—Superior Court—Total **civil** filed and disposed data include **extraordinary writs** but do not include data from one circuit.

Nebraska—District Court—Total **civil** filed data include **postconviction remedy proceedings**, but do not include **civil appeals** cases.

Texas—County-level Court—Total **civil** disposed data include **child-victim petition** cases, but do not include **probate/wills/intestate**, **guardianship/conservatorship/trusteeship**, and **mental health** cases, and are less than 75% complete.

TABLE 10: Reported Total State Trial Court Criminal Caseload, 2001

State/Court name:	Jurisdiction	Unit of count	Point of filing	Total criminal filings and qualifying footnotes	Total criminal dispositions and qualifying footnotes	Dispositions as a percentage of filings	Filings per 100,000 adult population
ALABAMA							
Circuit	G	G	A	67,998 B	69,057 B	99	2,099
District	L	B	B	188,171	186,302	99	5,643
Municipal	L	M	B	152,096 C	127,799 C	84	4,561
State Total				410,265 *	383,158 *	93	12,302
ALASKA							
Superior	G	B	A	3,337 A	3,326 A	100	755
District	L	B	B	28,939 B	30,070 B	104	6,549
State Total				32,276 *	33,396 *	103	7,304
ARIZONA							
Superior	G	D	A	47,380	45,111	95	1,216
Justice of the Peace	L	Z	B	100,758	90,299	90	2,586
Municipal	L	Z	B	233,883	235,844	101	6,004
State Total				382,021	371,254	97	9,807
ARKANSAS+							
Circuit	G	A	A	62,623	60,886	97	3,118
City	L	A	B	18,661	13,217	71	929
District	L	A	B	356,105	271,305	76	17,732
State Total				437,389	345,408	79	21,779
CALIFORNIA							
Superior	G	B	A	742,582 C	690,516 C	93	2,961
COLORADO							
District, Denver Juvenile, Denver Probate	G	D	B	36,860 A	35,071 A	95	1,121
County	L	D	B	109,278 B	85,172 C		3,325
State Total				146,138 *	120,243 *		4,446
CONNECTICUT							
Superior	G	E	A	106,770 C	107,665 C	101	4,140
DELAWARE							
Superior	G	B	A	8,531 B	7,891 B	92	1,425
Alderman's	L	A	B	3,068 C	2,977 C	97	512
Court of Common Pleas	L	A	B	NA	NA		
Family	L	B	B	5,566	5,444	98	930
Justice of the Peace	L	B	B	45,297 A	46,730 A	103	7,566
State Total							
DISTRICT OF COLUMBIA							
Superior	G	B	G	34,341 A	34,331 A	100	7,516
FLORIDA							
Circuit	G	E	A	200,258 A	179,133 A	89	1,582
County	L	A	B	381,187 A	368,733 A	97	3,011
State Total				581,445 *	547,866 *	94	4,593

(continued on next page)

TABLE 10: Reported Total State Trial Court Criminal Caseload, 2001 (continued)

State/Court name:	Jurisdiction	Unit of count	Point of filing	Total criminal filings and qualifying footnotes	Total criminal dispositions and qualifying footnotes	Dispositions as a percentage of filings	Filings per 100,000 adult population
GEORGIA							
Superior	G	G	A	97,688 C	98,046 C	100	1,585
County Recorder's	L	M	M	NA	NA		
Magistrate	L	B	B	66,704	48,475	73	1,082
Municipal	L	M	M	NA	NA		
Municipal and City of Atlanta	L	M	M	NA	NA		
Probate †	L	B	A	7,141 A	6,611 A	93	116
State	L	G	A	108,573 A	99,412 A	92	1,762
State Total							
HAWAII							
Circuit	G	G	B	8,937	7,290	82	965
District	L	A	C	51,071 A	49,292 A	97	5,517
State Total				60,008 *	56,582 *	94	6,483
IDAHO							
District	G	J	F	11,955	11,506	96	1,266
Magistrates Division	L	J	F	93,108	98,790	106	9,858
State Total				105,063	110,296	105	11,123
ILLINOIS							
Circuit	G	G	A	559,712	563,815	101	6,068
INDIANA							
Superior and Circuit	G	B	A	209,440 A	211,426 A	101	4,622
City and Town	L	B	F	53,121 B	49,417 B	93	1,172
County	L	B	F	4,412	4,370	99	97
State Total				266,973 *	265,213 *	99	5,892
IOWA							
District	G	B	A	85,466 A	83,805 A	98	3,904
KANSAS							
District	G	B	C	48,506	52,554	108	2,449
Municipal	L	B	C	13,091 A	15,392 A	118	661
State Total				61,597 *	67,946 *	110	3,110
KENTUCKY							
Circuit	G	B	A	23,283	20,908	90	760
District	L	B	F	183,627 B	196,230 B	107	5,990
State Total				206,910 *	217,138 *	105	6,750
LOUISIANA							
District	G	Z	A	153,725	NA		4,735
City and Parish	L	B	F	239,462	206,343	86	7,376
State Total				398,187			12,112
MAINE							
Superior	G	E	A	8,639	7,898	91	879
District	L	E	F	66,858	63,705	95	6,801
State Total				75,497	71,603	95	7,680
MARYLAND							
Circuit	G	B	A	77,472 B	72,878 B	94	1,937
District	L	B	A	219,776	244,799	111	5,496
State Total				297,248 *	317,677 *	107	7,433

(continued on next page)

TABLE 10: Reported Total State Trial Court Criminal Caseload, 2001 (continued)

State/Court name:	Jurisdiction	Unit of count	Point of filing	Total criminal filings and qualifying footnotes	Total criminal dispositions and qualifying footnotes	Dispositions as a percentage of filings	Filings per 100,000 adult population
MASSACHUSETTS							
Superior Court	G	D	B	5,009	4,885	98	103
District Court	L	D	B	300,733	233,854 B		6,170
Boston Municipal Court	L	D	B	10,605 B	8,937 B	84	218
Housing Court	L	D	B	8,727	NA		179
State Total				325,074 *			6,670
MICHIGAN							
Circuit	G	B	A	66,076	61,376	93	895
District	L	B	B	417,609	384,588	92	5,656
Municipal	L	B	B	3,276	3,445	105	44
State Total				486,961	449,409	92	6,596
MINNESOTA							
District	G	B	B	263,199 B	284,340 B	108	7,173
MISSISSIPPI †							
Circuit	G	B	B	NA	23,262		
County	L	B	B	NA	NA		
Justice	L	B	B	NA	NA		
Municipal	L	B	B	NA	NA		
State Total							
MISSOURI							
Circuit	G	G	G	189,950	172,163	91	4,529
MONTANA							
District	G	G	A	7,215	6,124	85	1,071
City	L	B	B	17,634 A	NA		2,617
Justice of the Peace	L	B	B	54,403 C	NA		8,074
Municipal	L	B	B	40,744	NA		6,047
State Total				119,996 *			17,809
NEBRASKA							
District	G	B	A	9,140 B	NA		724
County	L	B	F	114,827 B	NA		9,094
State Total				123,967 *			9,818
NEVADA							
District	G	Z	A	11,782	11,829 A		752
Justice	L	Z	B	46,286 A	7,233 A	16	2,954
Municipal	L	Z	B	65,161 A	61,198 A	94	4,159
State Total				123,229 *	80,260 *		7,864
NEW HAMPSHIRE							
Superior	G	A	A	22,003	20,585	94	2,330
District	L	A	B	51,226	50,016	98	5,424
State Total				73,229	70,601	96	7,754
NEW JERSEY							
Superior	G	B	A	52,824	52,066	99	828
Municipal	L	B	B	408,464	385,995	94	6,402
State Total				461,288	438,061	95	7,230
NEW MEXICO							
District	G	E	A	20,419	19,040	93	1,550
Magistrate	L	E	B	23,351	20,850	89	1,773
Metropolitan Ct. of Bernalillo County	L	E	B	14,862	14,362	97	1,128
State Total				58,632	54,252	93	4,452

(continued on next page)

TABLE 10: Reported Total State Trial Court Criminal Caseload, 2001 (continued)

State/Court name:	Jurisdiction	Unit of count	Point of filing	Total criminal filings and qualifying footnotes	Total criminal dispositions and qualifying footnotes	Dispositions as a percentage of filings	Filings per 100,000 adult population
NEW YORK							
Supreme and County	G	E	A	52,500	54,964	105	367
Criminal Court of the City of New York	L	E	D	315,106	320,898	102	2,194
District and City	L	E	D	262,835 B	254,973 B	97	1,836
Town and Village Justice	L	E	B	85,780	85,780	100	599
State Total				715,221 *	716,615 *	100	4,996
NORTH CAROLINA							
Superior	G	E	A	136,869	133,374	97	2,212
District	L	E	G	544,462 C	539,595 C	99	8,798
State Total				681,331 *	672,969 *	99	11,009
NORTH DAKOTA							
District	G	B	A	37,084	34,921	94	7,793
Municipal	L	B	B	NA	NA		
State Total							
OHIO							
Court of Common Pleas	G	B	C	76,830	74,090	96	906
County	L	B	E	54,824 B	54,908 B	100	646
Mayor's	L	B	E	NA	NA		
Municipal	L	B	E	602,070 B	608,318 B	101	7,096
State Total							
OKLAHOMA †							
District	G	J	A	95,935	81,632	85	3,742
OREGON							
Circuit	G	B	G	100,449 A	98,277 A	98	3,841
Justice	L	E	B	NA	NA		
Municipal	L	A	B	NA	NA		
State Total							
PENNSYLVANIA							
Court of Common Pleas	G	B	A	167,773 A	169,173 A	101	1,792
District Justice	L	B	B	176,835	173,199	98	1,889
Philadelphia Municipal	L	B	B	46,359 A	45,403 A	98	495
Pittsburgh City Magistrates	L	B	B	6,310 B	NA		67
State Total				397,277 *			4,243
PUERTO RICO							
Court of First Instance	G	J	B	87,387 B	84,065 B	96	3,218
RHODE ISLAND							
Superior	G	D	A	6,044	6,212	103	747
District	L	A	B	30,352	30,183	99	3,752
State Total				36,396	36,395	100	4,499
SOUTH CAROLINA							
Circuit	G	B	A	108,010	117,790	109	3,554
Magistrate†	L	B	E	245,734	253,120	103	8,086
Municipal†	L	B	E	70,361	NA		2,315
State Total				424,105			13,955

(continued on next page)

TABLE 10: Reported Total State Trial Court Criminal Caseload, 2001 (continued)

State/Court name:	Jurisdiction	Unit of court	Point of filing	Total criminal filings and qualifying footnotes	Total criminal dispositions and qualifying footnotes	Dispositions as a percentage of filings	Filings per 100,000 adult population
SOUTH DAKOTA							
Circuit	G	B	B	30,700	18,568 A		5,543
TENNESSEE							
Circuit, Criminal, and Chancery	G	A	A	98,521 A	98,187 A	100	2,276
General Sessions	L	M	M	NA	NA		
Municipal	L	M	M	NA	NA		
State Total							
TEXAS							
District	G	B	A	170,845	170,583	100	1,116
County-level	L	B	F	478,099	462,567 A		3,123
Justice of the Peace	L	A	B	632,644 A	522,239 A	83	4,132
Municipal	L	A	B	911,737 A	804,081 A	88	5,955
State Total				2,193,325 *	1,959,470 *		14,325
UTAH							
District	G	J	A	60,365 B	69,242 B	115	3,923
Justice	L	B	B	58,672 A	NA		3,813
State Total				119,037 *			7,735
VERMONT							
District	G	D	C	18,981	19,508	103	4,084
Superior	G	B	A	2	0		0
State Total				18,983	19,508	103	4,085
VIRGINIA							
Circuit	G	A	A	161,648 B	160,229 B	99	2,983
District	L	A	E	384,556 A	398,646 A	104	7,096
State Total				546,204 *	558,945 *	102	10,078
WASHINGTON							
Superior	G	D	F	42,390	41,623	98	953
District	L	C	B	92,408	100,619	109	2,077
Municipal	L	C	B	80,452 A	95,902 A	119	1,808
State Total				215,250 *	238,144 *	111	4,838
WEST VIRGINIA							
Circuit	G	J	A	8,121	7,662	94	580
Magistrate	L	J	E	136,156	121,419	89	9,725
Municipal	L	A	B	NA	NA		
State Total							
WISCONSIN							
Circuit	G	D	C	148,667 B	146,545 B	99	3,694
Municipal	L	A	B	NA	10,612 A		
State Total					157,157 *		
WYOMING†							
District	G	J	A	2,158	2,243	104	591
Circuit	L	J	B	16,281 A	NA		4,456
Justice of the Peace	L	J	B	NA	NA		
Municipal	L	A	B	NA	NA		
State Total							

(continued on next page)

TABLE 10: Reported Total State Trial Court Criminal Caseload, 2001 (continued)

NOTE: All state trial courts with criminal jurisdiction are listed in the table regardless of whether caseload data are available. Blank spaces in the table indicate that a particular calculation, such as the total state caseload, is not appropriate. State total "filings per 100,000 population" may not equal the sum of the filing rates for the individual courts due to rounding.

NA = Data are not available.

JURISDICTION CODES:

G = General Jurisdiction
L = Limited Jurisdiction

UNIT OF COUNT CODES:

M = Missing data
I = Data element is inapplicable
A = Single defendant—single charge
B = Single defendant—single incident (one/more charges)
C = Single defendant—single incident/maximum number charges (usually two)
D = Single defendant—one/more incidents
E = Single defendant—content varies with prosecutor
F = One/more defendants—single charge
G = One/more defendants—single incident (one/more charges)
H = One/more defendants—single incident/maximum number charges (usually two)
J = One/more defendants—one/more incidents
K = One/more defendants—content varies with prosecutor
L = Inconsistent during reporting year
Z = Both the defendant and charge components vary within the state

POINT OF FILING CODES:

M = Missing data
I = Data element is inapplicable
A = At the filing of the information/indictment
B = At the filing of the complaint
C = When defendant enters plea/initial appearance
D = When docketed
E = At issuing of warrant
F = At filing of information/complaint
G = Varies (at filing of the complaint, information, indictment)

QUALIFYING FOOTNOTES:

The absence of a qualifying footnote indicates that data are complete.

† Data for Oklahoma District Court are for 1997. Data for Mississippi courts are for 1999. Data for South Carolina Magistrate Court, South Carolina Municipal Court, and all Wyoming courts are for 2000. Data for Pennsylvania Court of Common Pleas are preliminary 2001 data.

+In 2001, Arkansas combined the Circuit and Chancery Courts into the Circuit Court and reduced the number of limited jurisdiction courts from six to two by combining the County, Police, and Common Pleas Courts into the Municipal Court which they renamed the District Court.

* See the qualifying footnote for each court within the state. Each footnote has an effect on the state's total.

A: The following courts' data are incomplete:

Alaska—Superior Court—Total **criminal** filed and disposed data do not include **criminal appeals** cases.

Colorado—District, Denver Juvenile, and Denver Probate Courts—Total **criminal** filed and disposed data do not include **criminal appeals**.

Delaware—Justice of the Peace Court—Total **criminal** filed and disposed data do not include **DWI/DUI** cases.

District of Columbia—Superior Court—Total **criminal** filed and disposed data do not include **DWI/DUI** cases.

Florida—Circuit Court—Total **criminal** filed data do not include partial data from several courts. Disposed data do not include **criminal appeals** and reopened cases, and partial data from several courts.

—County Court—Total **criminal** filed and disposed data do not include partial data from several courts. Disposed data also do not include reopened cases.

Georgia—Probate Court—Total **criminal** filed and disposed data do not include **DWI/DUI** cases which are reported with **traffic/other violation** data.

—State Court—Total **criminal** filed and disposed data do not include some **DWI/DUI** cases.

Hawaii—District Court—Total **criminal** filed and disposed data do not include some **misdemeanor** cases.

Indiana—Superior and Circuit Courts—Total **criminal** filed and disposed data do not include **criminal appeals** cases.

Iowa—District Court—Total **criminal** filed and disposed data do not include some **misdemeanor** cases.

Kansas—Municipal Court—Total **criminal** filed and disposed data do not include partial data from one court.

Montana—City Court—Total **criminal** filed data do not include data from several courts.

Nevada—District Court—Total **criminal** disposed data do not include partial data from several courts.

—Justice Court—Total **criminal** filed and disposed data do not include partial data from several courts.

—Municipal Court—Total **criminal** filed and disposed data do not include partial data from several courts.

Oregon—Circuit Court—Total **criminal** filed and disposed data do not include **criminal appeals** cases.

Pennsylvania—Court of Common Pleas—Total **criminal** filed and disposed data do not include some **criminal appeals** cases.

—Philadelphia Municipal Court—Total **criminal** filed and disposed data do not include some **misdemeanor** cases.

South Dakota—Circuit Court—Total **criminal** disposed data do not in-

(continued on next page)

TABLE 10: Reported Total State Trial Court Criminal Caseload, 2001 (continued)

clude dispositions by court trial.

Tennessee—Circuit, Criminal, and Chancery Courts—Total **criminal** filed and disposed data do not include **miscellaneous criminal** cases.

Texas—County-level Court—Total **criminal** disposed data do not include some **criminal appeals** cases.

—Justice of the Peace Court—Total **criminal** filed and disposed data do not include partial data from several courts.

—Municipal Court—Total **criminal** filed and disposed data do not include partial data from several courts.

Utah—Justice Court—Total **criminal** filed data do not partial data from several courts.

Virginia—District Court—Total **criminal** filed and disposed data do not include **DWI/DUI** cases.

Washington—Municipal Court—Total **criminal** filed and disposed data do not include partial data from several courts.

Wisconsin—Municipal Court—Total **criminal** disposed data do not include partial data from several courts.

Wyoming—Circuit Court—Total **criminal** filed data do not include reopened **misdemeanor** and reopened **DWI/DUI** cases.

B: The following courts' data are overinclusive:

Alabama—Circuit Court—Total **criminal** filed and disposed data include **postconviction remedy proceedings**.

Alaska—District Court—Total **criminal** filed and disposed data include some **moving traffic violation** cases and all **ordinance violation** cases.

Colorado—County Court—Total **criminal** filed data include **preliminary hearing proceedings**.

Delaware—Superior Court—Total **criminal** filed and disposed data include **postconviction remedy proceedings**.

Indiana—City and Town Courts—Total **criminal** filed and disposed data include some **ordinance violation** and some unclassified traffic cases.

Kentucky—District Court—Total **criminal** filed and disposed data include **ordinance violation** cases and **sentence review only proceedings**.

Maryland—Circuit Court—Total **criminal** filed and disposed data include some **postconviction remedy** and **sentence review only proceedings**.

Massachusetts—District Court—Total **criminal** disposed data include some **moving traffic**, some **ordinance violation**, and some **miscellaneous traffic** cases.

—Boston Municipal Court—Total **criminal** filed and disposed data include some **moving traffic**, some **ordinance violation**, and some **miscellaneous traffic** cases.

Minnesota—District Court—Total **criminal** filed and disposed data include **ordinance violation** cases.

Nebraska—District Court—Total **criminal** filed data include **civil appeals** cases.

—County Court—Total **criminal** filed data include **ordinance violation** cases.

New York—District and City Courts—Total **criminal** filed and disposed data include **ordinance violation** cases.

Ohio—County Court—Total **criminal** filed and disposed data include **ordinance violation** cases.

—Municipal Court—Total **criminal** filed and disposed data include **ordinance violation** cases.

Pennsylvania—Pittsburgh City Magistrates Court—Total **criminal** filed data include **ordinance violation** cases.

Puerto Rico—Court of First Instance—Total **criminal** filed and disposed data include **domestic violence** cases.

Utah—District Court—Total **criminal** filed and disposed data include **sentence review only proceedings**.

Virginia—Circuit Court—Total **criminal** filed and disposed data include **ordinance violation** cases.

Wisconsin—Circuit Court—Total **criminal** filed and disposed data include **domestic violence** cases.

C: The following courts' data are incomplete and overinclusive:

Alabama—Municipal Court—Total **criminal** filed and disposed data include **ordinance violation** cases and are less than 75% complete.

California—Superior Court—Total **criminal** filed and disposed data include some **ordinance violation** cases, but do not include **DWI/DUI** cases, and partial data from several courts.

Colorado—County Court—Total **criminal** disposed data include **preliminary hearing proceedings**, but do not include **misdemeanor** and **felony** cases from Denver County, and **DWI/DUI** cases.

Connecticut—Superior Court—Total **criminal** filed and disposed data include **ordinance violation** cases, but do not include **DWI/DUI** cases.

Delaware—Alderman's Court—Total **criminal** filed and disposed data include **ordinance violation** cases and are less than 75% complete.

Georgia—Superior Court—Total **criminal** filed and disposed data include all **traffic/other violation** cases and do not include data from one circuit.

Montana—Justice of the Peace Court—Total **criminal** filed data include some City Court cases, but do not include partial data from three courts.

North Carolina—District Court—Total **criminal** filed and disposed data include some **ordinance violation** cases, but do not include **DWI/DUI** cases.

TABLE 11: Reported Total State Trial Court Traffic/Other Violation Caseload, 2001

State/Court name:	Jurisdiction	Parking	Total traffic filings and qualifying footnotes	Total traffic dispositions and qualifying footnotes	Dispositions as a percentage of filings	Filings per 100,000 total population
ALABAMA						
District	L	1	312,287	317,517	102	6,995
Municipal	L	1	505,297 A	414,688 A	82	11,318
State Total			817,584 *	732,205 *	90	18,314
ALASKA						
District	L	3	81,495 A	81,400 A	100	12,836
ARIZONA						
Justice of the Peace	L	1	573,698	535,246	93	10,810
Municipal	L	1	1,160,983	1,151,146	99	21,875
State Total			1,734,681	1,686,392	97	32,685
ARKANSAS+						
City	L	1	52,297	38,264	73	1,943
Municipal	L	1	497,096	398,229	80	18,465
State Total			549,393	436,493	79	20,408
CALIFORNIA						
Superior	G	6	5,720,362 C	5,569,466 C	97	16,580
COLORADO						
County	L	2	1,106,416	213,426 C		25,045
Municipal	L	1	NA	NA		
State Total						
CONNECTICUT						
Superior	G	6	205,539 C	212,938 C	104	6,001
DELAWARE						
Alderman's	L	4	16,990 A	18,040 A	106	2,134
Court of Common Pleas	L	2	73,393 B	70,811 B	96	9,218
Family	L	2	919	986	107	115
Justice of the Peace	L	2	202,071 B	192,022 B	95	25,381
State Total			293,373 *	281,859 *	96	36,848
DISTRICT OF COLUMBIA						
Superior	G	6	15,887 B	14,570 B	92	2,778
FLORIDA						
County	L	5	3,925,042 A	3,128,537 A	80	23,938
GEORGIA						
Superior	G	2	NA	NA		
County Recorder's	L	1	NA	NA		
Juvenile	L	2	12,683 A	11,384 A	90	151
Magistrate	L	2	56,518	51,921	92	674
Municipal and City of Atlanta	L	1	NA	NA		
Probate	L	2	142,594 B	141,664 B	99	1,701
State	L	2	457,282 C	405,521 C	89	5,454
State Total						
HAWAII						
Circuit	G	2	766	632	83	63
District	L	4	409,412 B	426,930 B	104	33,438
State Total			410,178 *	427,562 *	104	33,500

(continued on next page)

TABLE 11: Reported Total State Trial Court Traffic/Other Violation Caseload, 2001 (continued)

State/Court name:	Jurisdiction	Parking	Total traffic filings and qualifying footnotes	Total traffic dispositions and qualifying footnotes	Dispositions as a percentage of filings	Filings per 100,000 total population
IDAHO						
Magistrates Division	L	3	280,371 A	395,608 A	141	21,224
ILLINOIS						
Circuit	G	2	2,872,619	5,622,695	196	23,014
INDIANA						
Superior and Circuit	G	3	635,393	649,086	102	10,391
City and Town	L	3	299,179 A	289,140 A	97	4,893
County	L	4	14,613	15,016	103	239
State Total			949,185 *	953,242 *	100	15,523
IOWA						
District	G	3	791,470 B	787,497 B	99	27,076
KANSAS						
District	G	4	180,247	181,733	101	6,689
Municipal	L	1	470,477 A	435,692 A	93	17,460
State Total			650,724 *	617,425 *	95	24,149
KENTUCKY						
District	L	3	363,996 A	360,565 A	99	8,953
LOUISIANA						
District	G	1	360,743	NA		8,079
City and Parish	L	1	768,522	654,165	85	17,210
Justice of the Peace	L	1	NA	NA		
Mayor's	L	1	NA	NA		
State Total						
MAINE						
Superior	G	2	NA	NA		
District	L	4	156,276	157,432	101	12,146
State Total						
MARYLAND						
District	L	1	1,098,605	1,023,504 A		20,439
MASSACHUSETTS						
District Court	L	2	217,315	209,389 A		3,407
Boston Municipal Court	L	2	9,952 A	5,950 A	60	156
State Total			227,267 *	215,339 *		3,563
MICHIGAN						
District	L	4	2,589,393	2,602,191	100	25,917
Municipal	L	4	56,360	53,962	96	564
State Total			2,645,713	2,656,153	100	26,481
MINNESOTA						
District	G	4	1,417,288 A	1,771,170 A	125	28,504
MISSISSIPPI						
Municipal	L	1	NA	NA		
MISSOURI						
Circuit	G	2	323,351 A	314,711 A	97	5,747
Municipal	L	1	NA	NA		
State Total						

(continued on next page)

TABLE 11: Reported Total State Trial Court Traffic/Other Violation Caseload, 2001 (continued)

State/Court name:	Jurisdiction	Parking	Total traffic filings and qualifying footnotes	Total traffic dispositions and qualifying footnotes	Dispositions as a percentage of filings	Filings per 100,000 total population
MONTANA						
City	L	1	7,613 A	NA		842
Justice of the Peace	L	1	56,281 C	NA		6,223
Municipal	L	1	1,344	NA		149
State Total			65,238 *			
NEBRASKA						
County	L	1	179,274 A	NA		10,464
NEVADA						
District	G	2	4,134	NA		196
Justice	L	1	398,909 A	284,044 A	71	18,941
Municipal	L	1	230,845 A	182,608 A	79	10,961
State Total			633,888 *			30,098
NEW HAMPSHIRE						
District	L	4	73,068	72,103	99	5,803
NEW JERSEY						
Municipal	L	4	5,513,892	5,571,051	105	64,988
NEW MEXICO						
Magistrate	L	3	92,095	82,206	89	5,035
Metropolitan Ct. of Bernalillo County	L	3	96,330	89,680	93	5,266
Municipal	L	1	NA	NA		
State Total						
NEW YORK						
Criminal Court of the City of New York	L	2	530,823 A	422,996 A	80	2,792
District and City	L	4	600,250 A	585,692 A	98	3,157
Town and Village Justice	L	1	422,957	422,957	100	2,225
State Total			1,554,030 *	1,431,645 *	92	8,174
NORTH CAROLINA						
District	L	6	1,555,381 C	1,510,870 C	97	19,000
NORTH DAKOTA						
District	G	4	84,019	81,180 A		13,243
Municipal	L	1	70,240 C	70,240 C	100	11,071
State Total			154,259 *	151,420 *		24,314
OHIO						
Court of Common Pleas	G	2	106,316	106,352	100	935
County	L	5	216,819 A	214,760 A	99	1,906
Mayor's	L	1	NA	NA		
Municipal	L	5	1,608,849 A	1,602,796 A	100	14,146
State Total						
OKLAHOMA †						
District	G	2	185,419	177,344	96	5,359
Municipal Court Not of Record	L	1	NA	NA		
Municipal Criminal Court of Record	L	1	NA	NA		
State Total						

(continued on next page)

TABLE 11: Reported Total State Trial Court Traffic/Other Violation Caseload, 2001 (continued)

State/Court name:	Jurisdiction	Parking	Total traffic filings and qualifying footnotes	Total traffic dispositions and qualifying footnotes	Dispositions as a percentage of filings	Filings per 100,000 total population
OREGON						
Circuit	G	2	329,837	334,879	102	9,498
Justice	L	3	NA	NA		
Municipal	L	3	NA	NA		
State Total						
PENNSYLVANIA						
District Justice	L	4	1,976,934	1,940,218	98	16,089
Philadelphia Municipal	L	2	18,170 B	18,620 B	102	148
Philadelphia Traffic	L	1	404,864 A	440,116 A	109	3,295
Pittsburgh City Magistrates	L	4	355,040 A	NA		2,890
State Total			2,755,008 *			22,422
PUERTO RICO						
Court of First Instance	G	2	32,245	31,826	99	847
RHODE ISLAND						
Municipal	L	1	NA	NA		
Traffic Tribunal	L	1	89,727	104,042	116	8,473
State Total						
SOUTH CAROLINA						
Family	L	2	NA	NA		
Magistrate†	L	4	699,550 A	743,492 A	106	17,218
Municipal†	L	4	338,021	410,691 B		8,319
State Total						
SOUTH DAKOTA						
Circuit	G	3	150,929	150,929	100	19,948
TENNESSEE						
Circuit, Criminal, and Chancery	G	2	12,954	14,440	111	226
General Sessions	L	1	NA	NA		
Municipal	L	1	NA	NA		
State Total						
TEXAS						
County-level	L	2	47,725	71,976 B		224
Justice of the Peace	L	4	1,986,563 A	1,804,590 A	91	9,316
Municipal	L	4	6,531,706 A	6,476,371 A	99	30,629
State Total			8,565,994 *	8,352,937 *		40,169
UTAH						
District	G	4	74,477	78,143	105	3,281
Justice	L	4	338,654 A	NA		14,920
Juvenile	L	2	1,394	1,351	97	61
State Total			414,525 *			18,263
VERMONT						
District	G	2	753	763	101	123
Judicial Bureau	L	4	99,574	98,730	99	16,241
State Total			100,327	99,493	99	16,364
VIRGINIA						
Circuit	G	2	NA	NA		
District	L	4	1,934,934 B	1,954,648 B	101	26,920
State Total						

(continued on next page)

TABLE 11: Reported Total State Trial Court Traffic/Other Violation Caseload, 2001 (continued)

State/Court name:	Jurisdiction	Parking	Total traffic filings and qualifying footnotes	Total traffic dispositions and qualifying footnotes	Dispositions as a percentage of filings	Filings per 100,000 total population
WASHINGTON						
District	L	4	623,479	703,777	113	10,412
Municipal	L	4	931,447 A	951,498 A	102	15,555
State Total			1,554,926 *	1,655,275 *	106	25,967
WEST VIRGINIA						
Magistrate	L	2	172,803	155,728	90	9,590
Municipal	L	1	NA	NA		
State Total						
WISCONSIN						
Circuit	G	3	566,450	566,252	100	10,486
Municipal	L	3	NA	497,424 A		
State Total				1,063,676 *		
WYOMING†						
Circuit	L	1	75,292 C	92,984 C	123	15,228
Justice of the Peace	L	1	NA	NA		
Municipal	L	1	NA	NA		
State Total						

NOTE: Parking violations are defined as part of the traffic/other violation caseload. However, states and courts within a state differ in the extent to which parking violations are processed through the courts. A code opposite the name of each court indicates the manner in which parking cases are reported by the court. Qualifying footnotes in Table 11 do not repeat the information provided by the code, and, thus, refer only to the status of the statistics on moving traffic, miscellaneous traffic, and ordinance violations. All state trial courts with traffic/other violation jurisdiction are listed in the table regardless of whether caseload data are available. Blank spaces in the table indicate that a particular calculation, such as the total state caseload, is not appropriate. State total "filings per 100,000 population" may not equal the sum of the filing rates for the individual courts due to rounding.

NA = Data are not available.

JURISDICTION CODES:

G = General Jurisdiction
L = Limited Jurisdiction

PARKING CODES:

- 1 = Parking data are unavailable
- 2 = Court does not have parking jurisdiction
- 3 = Only contested parking cases are included
- 4 = Both contested and uncontested parking cases are included
- 5 = Parking cases are handled administratively
- 6 = Uncontested parking cases are handled administratively; contested parking cases are handled by the court

QUALIFYING FOOTNOTES:

The absence of a qualifying footnote indicates that data are complete.

† Data for Oklahoma District Court are for 1997. Data for South Carolina Magistrate Court, South Carolina Municipal Court, and all Wyoming courts are from 2000.

+In 2001, Arkansas combined the Circuit and Chancery Courts into the Circuit Court and reduced the number of limited jurisdiction courts from six to two by combining the County, Police, and Common Pleas Courts into the Municipal Court which they renamed the District Court.

* See the qualifying footnote for each court within the state. Each footnote has an effect on the state's total.

A: The following courts' data are incomplete:

Alabama—Municipal Court—Total **traffic/other violation** filed and disposed data do not include **ordinance violation** cases and are less than 75% complete.

Alaska—District Court—Total **traffic/other violation** filed and disposed data do not include some **moving traffic violation** cases and all **ordinance violation** cases.

Delaware—Alderman's Court—Total **traffic/other violation** filed and disposed data do not include **ordinance violation** cases and are less than 75% complete.

Florida—County Court—Total **traffic/other violation** filed and disposed data do not include partial data from several courts. Disposed data also do not include reopened cases.

Georgia—Juvenile Court—Total **traffic/other violation** filed and disposed data do not include cases from several counties.

Idaho—Magistrates Division—Total **traffic/other violation** filed and disposed data do not include **parking** cases.

(continued on next page)

TABLE 11: Reported Total State Trial Court Traffic/Other Violation Caseload, 2001 (continued)

Indiana—City and Town Courts—Total **traffic/other violation** filed and disposed data do not include some **ordinance violation** and some unclassified traffic cases.

Kansas—Municipal Court—Total **traffic/other violation** filed and disposed data do not include **parking** cases.

Kentucky—District Court—Total **traffic/other violation** filed and disposed data do not include **ordinance violation** cases.

Maryland—District Court—Total **traffic/other violation** disposed data do not include **parking** and **ordinance violation** cases.

Massachusetts—District Court—Total **traffic/other violation** disposed data do not include some **ordinance violation**, some **moving traffic**, some **miscellaneous traffic**, and all **juvenile traffic** cases, and are less than 75% complete.

—Boston Municipal Court—Total **traffic/other violation** filed and disposed data do not include some cases reported with **misdeemeanor** caseload.

Minnesota—District Court—Total **traffic/other violation** filed and disposed data do not include **ordinance violation** cases.

Missouri—Circuit Court—Total **traffic/other violation** filed and disposed data do not include those **ordinance violation** cases heard by municipal judges, and are less than 75% complete.

Montana—City Court—Total **traffic/other violation** filed data do not include cases from several courts.

Nebraska—County Court—Total **traffic/other violation** filed data do not include **ordinance violation** and **parking** cases.

Nevada—Justice Court—Total **traffic** filed and disposed data do not include partial data from several courts.

—Municipal Court—Total **traffic** filed and disposed data do not include partial data from several courts.

New York—Criminal Court of the City of New York—Total **traffic/other violation** filed and disposed data do not include **moving traffic**, **miscellaneous traffic**, and some **ordinance violation** cases and are less than 75% complete.

—District and City Courts—Total **traffic/other violation** filed and disposed data do not include **ordinance violation** cases.

North Dakota—District Court—Total **traffic/other violation** disposed data do not include **juvenile traffic** cases.

Ohio—County Court—Total **traffic/other violation** filed and disposed data do not include **ordinance violation** cases.

—Municipal Court—Total **traffic/other violation** filed and disposed data do not include **ordinance violation** cases.

Pennsylvania—Philadelphia Traffic Court—Total **traffic/other violation** filed and disposed data do not include **ordinance violation**, **parking**, and **miscellaneous traffic** cases, and are less than 75% complete.

—Pittsburgh City Magistrates Court—Total **traffic/other violation** filed data do not include **ordinance violation** cases.

South Carolina—Magistrate Court—Total **traffic/other violation** filed and disposed data do not include **ordinance violation** cases.

Texas—Justice of the Peace Court—Total **traffic/other violation** filed and disposed data do not include partial data from several courts.

—Municipal Court—Total **traffic/other violation** filed and disposed data do not include partial data from several courts.

Utah—Justice Court—Total **traffic/other violation** filed data do not include partial data from several courts.

Washington—Municipal Court—Total **traffic/other violation** filed and disposed do not include partial data from several courts.

Wisconsin—Municipal Court—Total **traffic/other violation** disposed data do not include partial data from several courts.

B: The following courts' data are overinclusive:

Delaware—Court of Common Pleas—Total **traffic/other violation** filed and disposed data include all **criminal** cases.

—Justice of the Peace Court—Total **traffic/other violation** filed and disposed data include **DWI/DUI** cases.

District of Columbia—Superior Court—Total **traffic/other violation** filed and disposed data include **DWI/DUI** cases.

Georgia—Probate Court—Total **traffic/other violation** filed and disposed data include **DWI/DUI** cases.

Hawaii—District Court—Total **traffic/other violation** filed and disposed data include some **misdemeanor** cases.

Iowa—District Court—Total **traffic/other violation** filed and disposed data include some **misdemeanor** cases.

Pennsylvania—Philadelphia Municipal Court—Total **traffic/other violation** filed and disposed data include **domestic violence** and some **misdemeanor** cases.

South Carolina—Municipal Court—Total **traffic/other violation** disposed data include **misdemeanor** and **DWI/DUI** cases.

Texas—County-level Court—Total **traffic/other violation** disposed data include some **criminal appeals** cases.

Virginia—District Court—Total **traffic/other violation** filed and disposed data include **DWI/DUI** cases.

C: The following courts' data are incomplete and overinclusive:

California—Superior Court—Total **traffic/other violation** filed and disposed data include **DWI/DUI** cases, but do not include some **ordinance violation** cases, and partial data from several courts.

Colorado—County Court—Total **traffic/other violation** disposed data include **DWI/DUI** cases, but do not include cases from Denver County, and are less than 75% complete.

Connecticut—Superior Court—Total **traffic/other violation** filed and disposed data include **DWI/DUI** cases, but do not include **ordinance violation** cases.

Georgia—State Court—Total **traffic/other violation** filed and disposed data include some **DWI/DUI** cases, but do not include cases from several courts.

Montana—Justice of the Peace Court—Total **traffic/other violation** filed data include some City Court cases, but do not include partial data from three courts.

North Carolina—District Court—Total **traffic/other violation** filed and disposed data include **DWI/DUI** cases, but do not include some **ordinance violation** cases.

North Dakota—Municipal Court—Total **traffic/other violation** filed and disposed data include **DWI/DUI** cases, but do not include **ordinance violation** and **parking** cases, and are less than 75% complete.

Wyoming—Circuit Court—Total **traffic/other violation** filed data include reopened **misdemeanor** and reopened **DWI/DUI** cases, but do not include data from one county. Disposed data include all **misdemeanor** and all **DWI/DUI** cases.

TABLE 12: Reported Total State Trial Court Juvenile Caseload, 2001

State/Court name:	Jurisdiction	Point of filing	Total juvenile filings and qualifying footnotes	Total juvenile dispositions and qualifying footnotes	Dispositions as a percentage of filings	Filings per 100,000 juvenile population
ALABAMA						
Circuit	G	A	22,201	21,470	97	1,966
District	L	A	32,339	31,552	98	2,863
State Total			54,540	53,022	97	4,829
ALASKA						
Superior	G	C	2,550	2,886 B		1,321
District	L	I	NA	NA		
State Total						
ARIZONA						
Superior	G	C	23,123	20,718	90	1,638
ARKANSAS+						
Circuit	G	C	23,421	22,853	98	3,425
CALIFORNIA						
Superior	G	C	130,701 A	118,676 A	91	1,388
COLORADO						
District, Denver Juvenile, Denver Probate	G	A	25,481	35,910 B		2,253
CONNECTICUT						
Superior	G	F	23,528	24,370	104	2,781
DELAWARE						
Family	L	C	10,074 A	9,335 A	93	5,102
DISTRICT OF COLUMBIA						
Superior	G	B	3,880	3,988	103	3,376
FLORIDA						
Circuit	G	A	171,424 A	88,114 A	51	4,585
GEORGIA						
Juvenile	L	A	81,069 A	70,868 A	87	3,649
HAWAII						
Circuit	G	F	13,461	13,318	99	4,506
IDAHO						
District	G	C	24	42	175	6
Magistrates Division	L	C	15,136	15,410	102	4,020
State Total			15,160	15,452	102	4,027
ILLINOIS						
Circuit	G	C	30,171	36,755	122	926
INDIANA						
Probate	G	C	1,658	1,715	103	105
Superior and Circuit	G	C	44,873 B	42,850 B	95	2,833
State Total			46,531 *	44,565 *	96	2,938
IOWA						
District	G	A	12,477	NA		1,701
KANSAS						
District	G	C	23,352	23,769	102	3,270

(continued on next page)

TABLE 12: Reported Total State Trial Court Juvenile Caseload, 2001 (continued)

State/Court name:	Jurisdiction	Point of filing	Total juvenile filings and qualifying footnotes	Total juvenile dispositions and qualifying footnotes	Dispositions as a percentage of filings	Filings per 100,000 juvenile population
KENTUCKY						
District	L	C	51,718 B	46,929 B	91	5,171
LOUISIANA						
District	G	C	10,364	NA		850
Family and Juvenile	G	C	13,309	11,019	83	1,092
City and Parish	L	C	12,141	10,136	83	996
State Total			35,814			2,938
MAINE						
District	L	C	5,342	5,150	96	1,759
MARYLAND						
Circuit	G	C	36,337	29,079	80	2,641
District	L	C	6,683	6,248	93	486
State Total			43,020	35,327	82	3,126
MASSACHUSETTS						
District Court	L	C	7,688	6,026 B		511
Juvenile Court	L	C	42,315	NA		2,811
State Total			50,003			3,321
MICHIGAN						
Circuit	G	C	86,247	NA		3,308
MINNESOTA						
District	G	C	68,846	62,188	90	5,285
MISSISSIPPI						
Chancery	L	C	NA	NA		
County	L	C	NA	NA		
State Total						
MISSOURI						
Circuit	G	C	37,411	35,530	95	2,606
MONTANA						
District	G	C	2,675	2,497	93	1,160
NEBRASKA						
County	L	C	6,675	NA		1,481
Separate Juvenile	L	C	4,511	NA		1,001
State Total			11,186			2,483
NEVADA						
District	G	C	13,587	13,518 A		2,520
NEW HAMPSHIRE						
District	L	C	9,173	8,348	91	2,914
NEW JERSEY						
Superior	G	F	91,868	92,703	101	4,366
NEW MEXICO						
District	G	C	8,366	9,066	108	1,633

(continued on next page)

TABLE 12: Reported Total State Trial Court Juvenile Caseload, 2001 (continued)

State/Court name:	Jurisdiction	Point of filing	Total juvenile filings and qualifying footnotes	Total juvenile dispositions and qualifying footnotes	Dispositions as a percentage of filings	Filings per 100,000 juvenile population
NEW YORK Family	L	C	107,258	108,834	101	2,284
NORTH CAROLINA District	L	C	39,923	41,885	105	1,999
NORTH DAKOTA District	G	C	10,564	11,266 B		6,660
OHIO Court of Common Pleas	G	E	184,592	182,036	99	6,390
OKLAHOMA † District	G	G	13,144	11,572	88	1,467
OREGON Circuit	G	C	18,151	18,232	100	2,116
PENNSYLVANIA Court of Common Pleas †	G	G	67,732	69,681	103	2,316
PUERTO RICO Court of First Instance	G	C	10,582	10,253	97	968
RHODE ISLAND Family	L	C	11,682	11,445	98	4,675
SOUTH CAROLINA Family	L	C	23,623 C	23,042 C	98	2,307
SOUTH DAKOTA Circuit	G	B	8,584	7,053	82	4,233
TENNESSEE General Sessions	L	B	NA	NA		
Juvenile	L	B	129,306	188,205	146	9,157
State Total						
TEXAS District	G	C	33,871 A	32,798 A	97	563
County-level	L	C	7,388 A	7,385 A	100	123
State Total			41,259 *	40,183 *	97	686
UTAH Juvenile	L	C	49,401	50,348	102	6,759
VERMONT Family	G	C	2,091	2,230	107	1,409
VIRGINIA District	L	C	134,250 B	140,225 B	104	7,593
WASHINGTON Superior	G	A	46,177 A	47,099 A	102	3,001
WEST VIRGINIA Circuit	G	C	6,819	6,353	93	1,697

(continued on next page)

TABLE 12: Reported Total State Trial Court Juvenile Caseload, 2001 (continued)

State/Court name:	Jurisdiction	Point of filing	Total juvenile filings and qualifying footnotes	Total juvenile dispositions and qualifying footnotes	Dispositions as a percentage of filings	Filings per 100,000 juvenile population
WISCONSIN Circuit	G	C	23,942	23,828	100	1,738
WYOMING† District	G	C	1,502	1,463	97	1,164

NOTE: All state trial courts with juvenile jurisdiction are listed in the table regardless of whether caseload data are available. Blank spaces in the table indicate that a particular calculation, such as the total state caseload, is not appropriate. State total "filings per 100,000 population" may not equal the sum of the filing rates for the individual courts due to rounding.

NA = Data are not available.

JURISDICTION CODES:

G = General Jurisdiction
L = Limited Jurisdiction

POINT OF FILING CODES:

M = Missing data
I = Data element is inapplicable
A = Filing of complaint
B = At initial hearing (intake)
C = Filing of petition
E = Issuance of warrant
F = At referral
G = Varies

QUALIFYING FOOTNOTES:

The absence of a qualifying footnote indicates that data are complete.

† Data for Oklahoma District Court are for 1997. Data for Wyoming District Court are for 2000. Data for Pennsylvania Court of Common Pleas are preliminary 2001 data.

+In 2001, Arkansas combined the Circuit and Chancery Courts into the Circuit Court.

* See the qualifying footnote for each court within the state. Each footnote has an effect on the state's total.

A: The following courts' data are incomplete:

California—Superior Court—Total **juvenile** filed and disposed data do not include partial data from several courts.
Delaware—Family Court—Total **juvenile** filed and disposed data do not

include **status offense** cases.

Florida—Circuit Court—Total **juvenile** filed and disposed data do not include partial data from several courts. Disposed data also do not include reopened cases and are less than 75% complete.

Georgia—Juvenile Court—Total **juvenile** filed and disposed data do not include cases from several counties.

Nevada—District Court—Total **juvenile** disposed data do not include partial data from several courts.

Texas—District Court—Total **juvenile** filed and disposed data do not include **child-victim petition** cases.

—County-level Court—Total **juvenile** filed and disposed data do not include **child-victim petition** cases and are less than 75% complete.

Washington—Superior Court—Total **juvenile** filed and disposed data do not include partial data from several courts.

B: The following courts' data are overinclusive:

Alaska—Superior Court—Total **juvenile** disposed data include **miscellaneous domestic relations** (termination of parental rights) cases.

Colorado—District, Denver Juvenile and Denver Probate Court—Total **juvenile** disposed data include **adoption, paternity, and some support/custody** cases.

Indiana—Superior and Circuit Courts—Total **juvenile** filed and disposed data include some **support/custody** cases.

Kentucky—District Court—Total **juvenile** filed and disposed data include **interstate support and paternity** cases.

Massachusetts—District Court—Total **juvenile** disposed data include all **juvenile traffic** cases.

North Dakota—District Court—Total **juvenile** disposed data include **juvenile traffic/other violation** cases.

Virginia—District Court—Total **juvenile** filed and disposed data include some **domestic relations** cases.

C: The following courts' data are incomplete and overinclusive:

South Carolina—Family Court—Total **juvenile** filed and disposed data include **traffic/other violation** cases, but do not include **child-victim petition** cases.

TABLE 13: Mandatory Caseload in State Appellate Courts, 1992-2001

State/Court name:	Number of filings and qualifying footnotes									
	1992	1993	1994	1995	1996	1997	1998	1999	2000	2001
States with one court of last resort and one intermediate appellate court										
ALASKA										
Supreme Court	315	365	469	553	333	286	297	285	335	294
Court of Appeals	383	411	371	371 *	384	327	336	301	295	272
ARIZONA										
Supreme Court	83	94	126	91	77	161	92	73	58	207
Court of Appeals	4,603	3,722	3,340	3,298	3,610	3,607	3,710	3,553	3,354	3,367
ARKANSAS										
Supreme Court	512 C	514 C	567 C	548 C	548 C	562 C	413 C	370 C	418 C	401 C
Court of Appeals	1,021	1,129	1,091	1,141	1,077	1,121	1,485	1,300	1,355	1,158
CALIFORNIA										
Supreme Court	36	38	27	30	30	38	33	45	32	31
Courts of Appeal	14,763	14,308	14,267	14,923	15,641	16,881	15,931	16,186	16,143	14,728
COLORADO										
Supreme Court	198	170	162 A	161 A	183 A	179 A	205 A	147 A	132 A	89 A
Court of Appeals	2,201	2,209	2,287	2,179	2,289	2,245	2,410	2,647	2,502	2,335
CONNECTICUT										
Supreme Court	254	158	38 *	50	58	67	30	29	54	63
Appellate Court	1,127	1,164	NA	1,227	1,179 B	1,267 B	1,223 B	1,182 B	1,204 B	1,109 B
FLORIDA										
Supreme Court	215	261	102	90	99	100	98	117	109	110
District Cts. of Appeal	16,492	15,799	15,858	18,241	18,542	18,932	17,599	17,424	18,983	19,183
GEORGIA										
Supreme Court	706	613	708	655	675	757	681	586	633	642
Court of Appeals	2,455	2,601	3,300	3,213	2,967	3,034	2,910	2,916	2,974	2,900
HAWAII										
Supreme Court	541	605	610	721	715	695	713	730	646	829
Intermediate Ct. of App.	257	311	295	220	163	132	148	229	239	225
IDAHO										
Supreme Court	400 B	398 B	438 C	432 C	508 C	559 C	500 C	424 C	494 C	460 C
Court of Appeals	308	239	222	371	353	338	300	345	427	561
ILLINOIS										
Supreme Court	860	881	1,226	1,224	1,311	1,297	1,258	1,026	877	820
Appellate Court	9,126 B	9,116 B	8,889 B	9,010 B	8,982 B	9,301 B	9,481 B	9,212 B	8,856 B	9,266 B
IOWA										
Supreme Court	1,398	1,324	1,538 B	1,506 B	1,491 B	1,574 B	1,548 B	1,194 B	1,260 B	1,006 B
Court of Appeals	684	673	616	742	809	797	753	873	855	1,068
KANSAS										
Supreme Court	184	201	334	283	271	224	230	198	164	154
Court of Appeals	1,389 B	1,488 B	1,797 B	2,125 B	2,312 B	2,075 B	1,884 B	1,899 B	1,820 B	1,745 B
KENTUCKY										
Supreme Court	316	289	416	398	526	436	444	434	401	379
Court of Appeals	3,040	2,924	2,977	3,305	3,388	3,242	3,080	3,064	2,882	2,690

Number of dispositions and qualifying footnotes

1992	1993	1994	1995	1996	1997	1998	1999	2000	2001
405 457	303 440	316 355	274 355	627 365	350 353	299 358	260 317	320 285	325 303
97 4,026	88 4,815	127 3,813	101 3,439	91 3,815	92 3,908	92 3,618	74 3,416	51 3,998	189 3,593
512 C 1,126	506 C 1,064	556 C 997	550 C 939	502 C 1,042	544 C 1,315	475 C 1,524	380 C 1,354	411 C 1,327	428 C 1,275
26 16,688	25 14,574	18 14,481	10 14,524	14 15,024	13 12,600	16 19,254	9 18,941	9 18,737	11 18,280
NA 2,335	NA 2,269	NA 2,192	NA 2,156	NA 2,318	NA 2,274	NA 2,231	NA 2,443	NA 2,613	NA 2,414
230 1,017 B	255 1,034 B	NA 1,033 B	NA 1,191 B	NA 1,153 B	NA 1,275 B	299 1,189 B	NA 1,091 B	NA 1,120 B	NA 1,199 B
234 15,766	255 15,766	134 16,465	81 17,663	94 18,674	135 19,021	87 18,078	94 18,227	116 18,466	123 19,204
776 2,498	679 2,695	851 3,363	775 3,379	852 3,161	402 3,028	808 3,425	631 2,906	560 3,000	618 2,864
519 171	318 132	610 295	722 158	644 187	822 411	856 315	763 200	540 198	688 198
399 B 277	416 B 268	438 C 222	456 C 265	487 C 370	598 C 337	481 C 336	417 C 276	495 C 389	461 C 588
879 8,481 B	839 8,746 B	1,226 8,889 B	1,227 9,790 B	1,275 9,413 B	1,230 9,578 B	1,160 9,162 B	1,255 9,113 B	938 8,909 B	655 8,570 B
1,145 696	1,207 660	1,240 B 658	1,273 B 710	1,312 B 788	1,073 B 801	NA 833	327 B 766	249 B 912	203 B 874
272 1,291 B	298 1,353 B	410 B 1,591 B	882 B 1,628 B	861 B 1,891 B	989 B 1,961 B	1,228 B 2,023 B	1,114 B 2,067 B	1,281 B 2,240 B	1,094 B 1,868 B
316 2,836	297 2,841	408 2,727	367 3,175	418 3,232	457 3,201	465 3,408	394 3,162	378 3,122	405 2,880

(continued on next page)

TABLE 13: Mandatory Caseload in State Appellate Courts, 1992-2001 (continued)

State/Court name:	Number of filings and qualifying footnotes									
	1992	1993	1994	1995	1996	1997	1998	1999	2000	2001
LOUISIANA										
Supreme Court	157	175	143	128	146	153	185	195	187	228
Courts of Appeal	4,008	4,007	4,070	3,920	4,092	3,964	4,140	4,220	4,557	3,733
MARYLAND										
Court of Appeals	222	253	243	223	246	254	255	280	270	255 A
Court of Spec. Appeals	1,956	2,031	1,974	2,121	2,042	1,913	1,951	1,962	1,998	1,893
MASSACHUSETTS										
Supreme Judicial Court	90 A	93 A	123 A	125 A	134 A	152 A	152 A	282 A	267	264
Appeals Court	1,871	1,814	2,068	2,095	2,126	2,235	2,329	2,298	2,164	1,731
MICHIGAN										
Supreme Court	5	2	6	1	2	3	10	4	5	2
Court of Appeals	10,159 B	9,270 B	8,054 B	7,591 B	5,782 B	5,006 B	4,503 B	4,214 B	4,093 B	4,074
MINNESOTA										
Supreme Court	229	222	208	178	205	171	106	120	125	113
Court of Appeals	2,314	2,337	2,380	2,497	2,353	2,177	2,174	1,895	1,999	2,145
MISSISSIPPI										
Supreme Court	1,025	1,113	1,013	1,063	1,159 B	1,210 B	1,071 B	1,065 B	1,142 B	1,189 B
Court of Appeals	NC	NC	NC	535	643	719	719	719	NA	36 A
MISSOURI										
Supreme Court	257	291	264	272	228	273	220	223	252	250
Court of Appeals	3,826	4,032	4,473	4,405	4,539	4,168	3,842	3,678	3,724	3,611
NEBRASKA										
Supreme Court	40 B	32 B	69 B	54	60	44	52	52	80	77
Court of Appeals	2,041 B	1,103 B	1,184 B	1,349 B	1,279 B	1,322 B	1,335 B	1,414 B	1,260 B	1,347 B
NEW JERSEY										
Supreme Court	407	389	410	212	205	546	450	522	488	515
Appel. Div. of Superior	6,871	6,712	7,148	7,307	7,911	7,509	7,788	7,361	7,286	7,182
NEW MEXICO										
Supreme Court	232	236	234	198	78	102	64	59	62	54
Court of Appeals	756	778	750	819	941	965	966	906	862	833
NORTH CAROLINA										
Supreme Court	112	120	131	119	102	81	84	78	61	94
Court of Appeals	1,304	1,329	1,400	1,478	1,470	1,565	1,553	1,719	1,592	1,618
OHIO										
Supreme Court	581	705	812	818	943	891	880	674	620	675
Court of Appeals	11,377	11,010	11,032	11,435	12,455	12,488	11,713	11,079	10,394	10,760
OREGON										
Supreme Court	230	172	201	310	329	326	271	248	248	349
Court of Appeals	5,102	4,410	4,440	4,426	4,466	4,631	4,319	4,024	3,977	4,084
PUERTO RICO										
Supreme Court	NA	NA	NA	209	363	95	54	129	140	104
Court of Appeals	NC	NC	NC	1,425	1,454	1,739	1,553	1,410	1,550	1,382

Number of dispositions and qualifying footnotes

1992	1993	1994	1995	1996	1997	1998	1999	2000	2001
157 4,361	152 4,297	116 4,258	121 4,139	162 4,090	157 3,872	162 4,093	159 4,291	186 4,455	186 4,583
240 2,019	222 2,047	212 1,979	223 2,105	182 1,997	190 1,891	251 1,980	235 1,863	267 2,060	247 1,825
NA 1,214	NA 1,763	104 A 1,709	131 A 1,851	105 1,294	127 A 2,115	122 A 2,097	144 A 2,800	463 2,145	297 1,703
NA 11,662 B	NA 13,037 B	NA 12,824 B	NA 12,596 B	NA 10,842 B	NA 10,233 B	5 8,682 B	3 4,239 B	2 4,100 B	NA 4,149
238 2,252	231 2,409	174 2,373	187 2,441	181 2,391	163 2,211	115 1,991	113 1,649	121 1,961	111 2,145
872 NC	718 NC	805 NC	772 535	500 643	894 719	641 776	738 635	598 595	648 567
258 3,641	283 3,786	259 4,302	226 4,285	236 4,349	255 4,515	216 4,281	215 3,927	222 3,781	254 3,790
634 B 886 B	429 B 1,159 B	315 B 895 B	300 B 1,106 B	305 B 1,172 B	305 B 1,111 B	309 B 1,146 B	NA 1,205 B	NA 1,224 B	NA 1,077 B
425 6,445	391 6,601	405 6,980	206 7,416	190 7,530	493 7,842	547 7,647	478 7,483	481 7,217	508 7,354
NA 751 B	196 838 B	194 936 B	257 827 B	68 894 B	66 925 B	53 925 B	49 939 B	51 946 B	48 893 B
128 1,099	89 1,158	110 1,550	134 1,420	134 1,425	129 1,559	98 1,585	91 1,631	90 1,460	65 1,465
627 11,944	594 11,325	819 11,565	701 11,551	915 12,509	827 12,440	1,045 12,239	722 11,509	642 11,621	674 11,150
403 B 5,060	290 B 5,625	296 B 4,592	282 B 4,430	282 B 4,321	263 B 4,474	278 B 4,790	290 B 4,107	290 B 4,107	137 3,840
NA NC	NA NC	NA NC	212 586	341 948	183 1,442	91 1,615	144 1,551	174 1,670	130 1,486

(continued on next page)

TABLE 13: Mandatory Caseload in State Appellate Courts, 1992-2001 (continued)

State/Court name:	Number of filings and qualifying footnotes									
	1992	1993	1994	1995	1996	1997	1998	1999	2000	2001
SOUTH CAROLINA										
Supreme Court	587	417	443	301	275	355	2,033 *	258 *	140	329
Court of Appeals	383	585	461	680	756	907	965	925	900	1,413
UTAH										
Supreme Court	553 B	592 B	631 B	584 B	558 B	616 B	577 B	662 B	604 B	530 B
Court of Appeals	865 B	830 B	785 B	838 B	842 B	741 B	711 B	748 B	796 B	732 B
VIRGINIA										
Supreme Court	63	82	71	59	88	58	127	150	201	NA
Court of Appeals	678	600	663	772	839	712	640	695	623	733
WASHINGTON										
Supreme Court	126 B	146 B	113 B	111 B	111 B	94 B	75 B	73 B	63 B	73 B
Court of Appeals	3,693	3,396	3,503	3,663	3,678	3,618	3,974	3,613	3,797	3,756
WISCONSIN										
Supreme Court	NJ	NJ	NJ	NJ	NJ	NJ	NJ	NJ	NJ	45
Court of Appeals	3,187 B	3,290 B	3,345 B	3,532 B	3,628 B	3,763 B	3,577 B	3,279 B	3,472 B	3,421 B
States with no intermediate appellate court										
DELAWARE										
Supreme Court	530 B	542 B	488 B	530 B	532 B	551 B	554 B	558 B	656 B	582
DISTRICT OF COLUMBIA										
Court of Appeals	1,643	1,724	1,689	1,832	2,008	2,076	1,943	1,757	1,698	1,604
MAINE										
Supreme Judicial Court	569 C	654 C	1,038 B	988 B	841 B	724 B	778 B	752 B	442 B	529 B
MONTANA										
Supreme Court	533 A	521 A	633 A	521 A	731 A	729 A	587 A	653	580	562
NEVADA										
Supreme Court	1,129	1,138	1,256	1,350	1,911	1,835	1,943	1,894	1,803	1,803
NEW HAMPSHIRE										
Supreme Court	NJ	NJ	NJ	NJ	NJ	NJ	NJ	NJ	NJ	NJ
NORTH DAKOTA										
Supreme Court	377	403	360	403	367	387	360	370	334	285
RHODE ISLAND										
Supreme Court	413	449	463	477	406	476	411	383	396	342
SOUTH DAKOTA										
Supreme Court	354 B	386 B	351 B	358 B	412 B	367 B	403 B	436 B	396 B	436 B
VERMONT										
Supreme Court	610	622	634	640	633	558	557	555	545	592
WEST VIRGINIA										
Supreme Court of Appeals	NJ	NJ	NJ	NJ	NJ	NJ	NJ	NJ	NJ	NJ

Number of dispositions and qualifying footnotes

<u>1992</u>	<u>1993</u>	<u>1994</u>	<u>1995</u>	<u>1996</u>	<u>1997</u>	<u>1998</u>	<u>1999</u>	<u>2000</u>	<u>2001</u>
544 B 420	572 B 602	503 B 515	557 B 523	436 B 694	NA 886	2,159 * 895	2,159 1,062	271 B 813	422 1,547
675 B 799 B	718 B 847 B	478 B 887 B	584 B 848 B	604 B 748 B	632 B 805 B	561 B 805 B	622 B 711 B	587 B 755 B	548 B 762 B
58 NA	66 NA	77 635	61 725	73 876	70 886	87 616	113 656	193 678	NA 704
136 B 3,493	131 B 3,350	143 B 3,530	102 B 3,545	109 B 3,725	100 B 4,364	107 B 3,687	76 B 4,079	85 B 3,898	59 B 3,879
NJ 2,942 B	NJ 3,226 B	NJ 3,262 B	NJ 3,465 B	NJ 3,638 B	NJ 3,679 B	NJ 3,777 B	NJ 3,409 B	NJ 3,574 B	45 3,519 B
549 B 1,474	552 B 1,655	482 B 1,566	495 B 1,482	535 B 1,783	537 B 2,129	582 B 1,901	527 B 1,793	599 B 1,906	598 1,768
571 C 437 A	544 C 441 A	818 B 540 A	732 B 543 A	800 B 493 A	769 B 673 A	833 B 505 A	719 B 564	542 B 591	469 B 588
987 NJ	943 NJ	1,131 NJ	1,078 NJ	1,370 NJ	1,471 NJ	2,299 NJ	2,073 NJ	1,932 NJ	2,001 NJ
414 421	382 400	383 427	371 410	384 403	389 488	356 448	380 369	347 378	318 396
341 B 612	425 B 673	406 B 610	461 B 632	461 B 671	504 B 619	397 B 563	482 B 612	407 B 529	480 B 580
NJ	NJ	NJ	NJ	NJ	NJ	NJ	NJ	NJ	NJ

(continued on next page)

TABLE 13: Mandatory Caseload in State Appellate Courts, 1992-2001 (continued)

State/Court name:	Number of filings and qualifying footnotes									
	1992	1993	1994	1995	1996	1997	1998	1999	2000	2001
WYOMING										
Supreme Court	302	306	335	345	357	380	381	355	364	283
States with multiple appellate courts at any level										
ALABAMA										
Supreme Court	741	737	1,158	879	830	811	889	784	1,174	NA
Court of Civil Appeals	738	830	906	1,167	1,530	1,447	1,437	1,437	1,404	1,301
Court of Criminal Appeals	2,027	2,094	2,260	2,490	2,364	2,472	2,573	2,513	2,630	2,704
INDIANA										
Supreme Court	154	231	224	231	284	287	279	314	285	318
Court of Appeals	1,752	1,872	1,867	1,803	2,126	2,071	2,140	2,053	2,160	1,938
Tax Court	110	101	288	135	186	205	207	240	131	106
NEW YORK										
Court of Appeals	280	NA	502	499	451	432	350	350	300	287
Appellate Division of Supreme Court	11,187 B	10,236 B	10,788 B	10,851 B	11,450 B	11,676 B	11,761 B	11,745 B	11,110 B	10,023 B
Appellate Term of Supreme Court	2,092 B	2,502 B	2,209 B	2,371 B	2,455 B	2,136 B	2,121 B	2,250 B	2,078 B	1,843 B
OKLAHOMA										
Supreme Court	1,509	1,458	1,442	1,417	1,411	1,514	1,339	1,339 *	1,339 *	1,339 *
Court of Civil Appeals	1,143	1,495	1,249	1,213	1,117	581	499	499 *	499 *	499 *
Court of Criminal Appeals	1,268	1,268	1,571	1,367	1,514	1,742	1,581	1,581 *	1,581 *	1,581 *
PENNSYLVANIA										
Supreme Court	270	289	365	307	447	429	547	507	327	419
Commonwealth Court	3,571 A	4,208 A	4,380 A	4,939 A	4,594 A	4,453 A	5,603 A	4,490	4,210 A	4,447 A
Superior Court	7,121	6,964	7,554	7,606	7,817	9,001	8,000 A	7,299	8,131	7,839
TENNESSEE										
Supreme Court	239	271	314 B	307 B	400 B	400 B	349 B	264 B	330 B	200
Court of Appeals	1,046	1,050	1,103 B	1,106 B	1,152 B	1,117 B	1,087 B	1,278 B	1,161 B	1,119
Court of Criminal Appeals	1,007	1,007	1,167 B	1,088 B	1,338 B	1,374 B	1,165 B	1,182 B	1,143	1,167
TEXAS										
Supreme Court	7	2	13	0	9	5	14	4	4	11
Court of Criminal Appeals	2,751	2,870	3,590	4,232	4,963	6,287	7,910	8,769	8,714	6,822
Courts of Appeals	10,722	9,420	9,297	9,734	10,742	10,754	11,566	12,291	12,343	11,700

Number of dispositions and qualifying footnotes

<u>1992</u>	<u>1993</u>	<u>1994</u>	<u>1995</u>	<u>1996</u>	<u>1997</u>	<u>1998</u>	<u>1999</u>	<u>2000</u>	<u>2001</u>
331	306	282	387	318	344	359	372	389	271
782	757	1,154	1,005	830	819	840	701	851	2,220 B
691	761	823	1,949	1,348	1,572	1,458	1,458	1,538	1,286
2,127	2,110	2,096	2,400	2,331	2,323	2,701	2,469	2,676	2,688
160	228	220	226	266	289	273	295	356	323
1,744	1,592	1,864	1,838	1,934	1,763	2,246	2,216	2,157	2,024
76	77	123	252	121	152	155	134	132	300
306	296	249	340	295	260	198	208	170	176
11,854 B	12,475 B	13,508 B	18,831 B	19,200 B	18,874 B	19,227 B	19,074 B	20,063 B	17,660 B
2,157 B	1,998 B	2,091 B	2,356 B	2,401 B	2,367 B	2,064 B	2,050 B	2,238 B	2,131 B
1,841	1,700	1,739	1,483	1,672	1,494	1,625	1,625 *	1,625 *	1,625 *
1,399	1,260	1,360	1,267	1,143	679	737	737 *	737 *	737 *
1,320	1,388	1,625	1,808	1,806	1,670	1,674	1,674 *	1,674 *	1,674 *
441	304	348	446	683	676	802	1,016	548	658
3,558 B	3,837 B	4,267 B	4,681 B	4,043 B	4,996 B	5,491 B	5,964 B	4,341 B	4,611 A
6,428	7,417	6,791	7,558	7,693	7,825	8,168	8,597	7,165	7,944
NA	NA	391 B	418 B	499 B	397 B	392 B	NA	344 B	340
954	1,069	1,021 B	1,201 B	1,047 B	1,108 B	1,102 B	1,144 B	1,055 B	1,187
1,101	863	937 B	1,099 B	1,015 B	1,164 B	1,542 B	1,372 B	1,289 B	1,218
6	3	13	0	8	5	10	4	4	15
2,482	2,723	3,628	4,782	4,555	6,156	6,488	7,914	7,764	6,979
9,281	9,654	9,543	9,649	10,164	11,249	11,736	13,150	13,429	13,129

(continued on next page)

TABLE 13: Mandatory Caseload in State Appellate Courts, 1992-2001 (continued)

COURT TYPE:

COLR = Court of last resort
IAC = Intermediate appellate court

NOTE:

NA = Indicates that the data are unavailable.
NC = Indicates that the court did not exist during that year.
NJ = Indicates that the court does not have jurisdiction.

* Alaska—Court of Appeals—Data problem in 1995. The 1994 numbers are repeated again in 1995.

* Connecticut—Supreme Court—**Mandatory** filings were counted differently starting in 1994.

* Oklahoma—All Courts—2001 data not available. The 1998 numbers are repeated in 1999, 2000, and 2001.

* South Carolina—Supreme Court—**Mandatory** filings were counted differently in 1998 and 1999.

QUALIFYING FOOTNOTES:

An absence of a qualifying footnote indicates that the data are complete.

A: The following courts' data are incomplete:

Colorado—Supreme Court—Filed data for 1994-2001 do not include some **mandatory disciplinary cases** and some **mandatory interlocutory decisions**.

Maryland—Court of Appeals—Filed data for 2001 do not include some **civil, criminal, and original proceedings**.

Mississippi—Court of Appeals—Filed data for 2001 do not include some **civil, criminal, and original proceedings**, and **interlocutory decisions**.

Massachusetts—Supreme Judicial Court—Data for 1992-1999 do not include **attorney disciplinary** and other cases filed in the "Single Justice" side of the court.

Montana—Supreme Court—Data for 1992-1998 do not include **administrative agency, advisory opinions, and original proceedings** disposed.

Pennsylvania—Commonwealth Court—Filed data for 1992-2001 and disposed data for 2001 do not include some **original proceedings** and some **administrative agency appeals**.

B: The following courts' data are overinclusive:

Alabama—Supreme Court—Disposed data for 2001 include **discretionary petitions** that were disposed.

Connecticut—Appellate Court—Filings for 1996-2001 include **discretionary jurisdiction**. Disposed data for 1992-2000 include **discretionary dispositions**.

Delaware—Supreme Court—Data for 1992-2000 include some **discretionary petitions** and filed data for 1992-2000 include **discretionary petitions** that were **granted**.

Idaho—Supreme Court—Data for 1992 and 1993 include **discretionary petitions** that were **granted**.

Illinois—Appellate Court—Data for 1992-2001 include all **discretionary petitions**.

Iowa—Supreme Court—Data for 1994-2001 include **discretionary original proceedings** and **discretionary administrative agency cases granted review** and disposed.

Kansas—Supreme Court—Disposed data for 1994-2001 include all **discretionary petitions**.

—Court of Appeals—Filed data for 1992-2001 include a few **discretionary petitions** that were **granted**. Disposed data for 1992-2001 include all **discretionary petitions**.

Maine—Supreme Judicial Court—Data for 1994-2001 include **discretionary petitions**.

Michigan—Court of Appeals—Data for 1992-2000 include **discretionary petitions**.

Mississippi—Supreme Court—Filed data for 1996-2001 include all **discretionary petitions**.

Nebraska—Supreme Court—Filed data for 1992-1994 include **discretionary petitions**. Disposed data for 1992-1998 include **discretionary petitions**.

—Court of Appeals—Data for 1992-2001 include **discretionary petitions**.

New Mexico—Court of Appeals—Disposed data for 1992-2001 include **interlocutory decisions**.

New York—Appellate Divisions and Terms of Supreme Court—Data for 1992-2001 include all **discretionary petitions**.

Oregon—Supreme Court—Disposed data for 1992-2000 include all **discretionary petitions** that were **granted**.

Pennsylvania—Commonwealth Court—Disposed data for 1992-2000 include some **discretionary petitions**.

South Carolina—Supreme Court—Disposed data for 1992-2000 include **discretionary petitions**.

South Dakota—Supreme Court—Data for 1992-2001 include **discretionary advisory opinions**.

Tennessee—Supreme Court—Data for 1994-2000 include **discretionary petitions** that were **granted**.

—Court of Appeals—Data for 1994-2000 include **discretionary petitions** that were **granted**.

—Court of Criminal Appeals—Data for 1994-2000 include **discretionary petitions** that were **granted**.

Utah—Supreme Court—Data for 1992-2001 include all **discretionary petitions**.

—Court of Appeals—Data for 1992-2001 include all **discretionary petitions**.

Washington—Supreme Court—Data for 1992-2001 include some **discretionary petitions**.

Wisconsin—Court of Appeals—Data for 1992-2001 include **discretionary interlocutory decisions**.

C: The following courts' data are both incomplete and overinclusive:

Arkansas—Supreme Court—Data for 1992-2001 include some **discretionary petitions**, but do not include **mandatory attorney disciplinary cases** and **mandatory advisory opinions**.

Idaho—Supreme Court—Data for 1994-2001 include **discretionary petitions** that were **granted**, but do not include **interlocutory decisions** or **advisory opinions**.

Maine—Supreme Judicial Court Sitting as Law Court—1992 and 1993 data include **discretionary petitions**, but do not include **mandatory disciplinary and advisory opinion cases**.

TABLE 14: Discretionary Petitions in State Appellate Courts, 1992-2001

State/Court name:	Number of filings and qualifying footnotes									
	1992	1993	1994	1995	1996	1997	1998	1999	2000	2001
States with one court of last resort and one intermediate appellate court										
ALASKA										
Supreme Court	253	226	199	200	185	200	238	187	194	192
Court of Appeals	63	50	51	51	48	59	43	45	34	36
ARIZONA										
Supreme Court	1,123	1,309	1,221	1,304	1,594	1,820	1,366	1,209	1,307	1,042
Court of Appeals	185	205	198	201	188	218	151	157	159	95
ARKANSAS										
Supreme Court	NA	NA	NA	NA	NA	877	877	478	453	477
Court of Appeals	NJ	NJ	NJ	NJ	NJ	NJ	NJ	136	164	164
CALIFORNIA										
Supreme Court	5,367	5,810	6,758	6,299	6,808	7,563	8,627	8,265	9,039	8,860
Courts of Appeal	6,865	7,163	7,119	7,403	8,069	8,879	9,116	8,915	8,895	8,654
COLORADO										
Supreme Court	1,115	1,081	1,115	1,197	1,218	1,332	1,317	1,378	1,485	1,278
Appellate Court	NJ	NJ	NJ	NJ	NJ	NJ	NJ	NJ	NJ	NJ
CONNECTICUT										
Supreme Court	218	NA	120 *	274	363	453	472	365	394	442
Appellate Court	80	NA	59	NA	NA	NA	NA	NA	NA	NA
FLORIDA										
Supreme Court	1,629	1,681	1,868	2,085	2,428	2,394	2,404	2,629	2,622	2,785
District Courts of Appeal	2,644	2,883	3,123	3,455	3,580	3,579	4,057	3,788	3,901	1,301
GEORGIA										
Supreme Court	1,078	1,179	1,246	1,399	1,257	1,362	1,226	1,148	1,210	1,214
Court of Appeals	957	925	611	419	483	479	455	434	420	413
HAWAII										
Supreme Court	55	48	38	23	32	86	92	78	79	70
Intermediate Ct. of Ap.	NJ	NJ	NJ	NJ	NJ	NJ	NJ	NJ	NJ	NJ
IDAHO										
Supreme Court	92	101	127	96	127	107	90	82	114	187
Court of Appeals	NJ	NJ	NJ	NJ	NJ	NJ	NJ	NJ	NJ	NJ
ILLINOIS										
Supreme Court	1,887	1,572	1,895	2,121	2,374	2,308	2,309	2,200	2,245	2,325
Appellate Court	NA	NA	NA	NA	NA	NA	NA	NA	NA	NA
IOWA										
Supreme Court	NA	NA	NA	NA	NA	NA	NA	NA *	NA	NA
Court of Appeals	NJ	NJ	NJ	NJ	NJ	NJ	NJ	NJ	NJ	NJ
KANSAS										
Supreme Court	495	508	525	566	604	786	1,019	981	1,087	879
Court of Appeals	NA	NA	NA	NA	NA	NA	NA	NA	29	NA
KENTUCKY										
Supreme Court	664	771	724	806	707	751	779	803	847	763
Court of Appeals	81	114	108	105	102	105	106	84	76	92

Number of dispositions and qualifying footnotes

<u>1992</u>	<u>1993</u>	<u>1994</u>	<u>1995</u>	<u>1996</u>	<u>1997</u>	<u>1998</u>	<u>1999</u>	<u>2000</u>	<u>2001</u>
271 60	241 52	212 56	199 56	176 51	206 66	215 48	199 38	179 30	166 38
1,074 156	1,237 177	1,220 180	1,354 260	1,555 193	1,500 205	1,175 172	1,287 163	1,196 139	1,170 101
NA NJ	NA NJ	NA NJ	NA NJ	NA NJ	799 NJ	424 NJ	487 140	448 161	475 164
5,440 5,727	5,775 7,216	6,783 7,290	6,554 7,531	6,524 8,146	7,406 NA	8,219 9,496	8,599 9,422	8,868 9,466	9,036 9,096
1,286 B NJ	1,261 B NJ	1,290 B NA	1,316 B NJ	1,369 B NJ	1,432 B NJ	1,561 B NJ	1,615 B NJ	1,563 B NJ	1,425 B NJ
NA NA	NA NA	255 NA	238 NA	238 NA	NA NA	260 NA	216 NA	426 NA	475 B NA
1,656 2,404	1,676 2,703	1,931 2,745	2,017 3,326	2,448 3,352	2,238 3,221	2,365 3,475	2,422 4,402	2,417 3,784	2,809 NA
854 957	983 919	992 559	1,398 595	1,257 502	1,330 481	1,545 455	1,066 438	1,171 419	1,205 451
50 NJ	49 NJ	42 NJ	22 NJ	32 NJ	86 NJ	88 NJ	82 NJ	80 NJ	68 NJ
107 NJ	94 NJ	112 NJ	114 NJ	125 NJ	105 NJ	82 NJ	86 NJ	109 NJ	165 NJ
1,808 NA	1,499 NA	1,793 NA	2,193 NA	2,118 NA	2,247 NA	2,200 NA	2,208 NA	2,238 NA	2,051 NA
184 A NJ	159 A NJ	186 A NJ	183 A NJ	171 NJ	NA NJ	NA NJ	1,694 * NJ	1,822 A NJ	2,201 NJ
NA NA	NA NA	NA NA	NA NA	NA NA	NA NA	NA NA	NA NA	NA NA	NA NA
731 62	725 118	735 103	678 109	700 116	720 101	749 106	746 93	793 74	702 83

(continued on next page)

TABLE 14: Discretionary Petitions in State Appellate Courts, 1992-2001 (continued)

State/Court name:	Number of filings and qualifying footnotes									
	1992	1993	1994	1995	1996	1997	1998	1999	2000	2001
LOUISIANA										
Supreme Court	3,181	3,021	3,028	3,000	2,955	3,068	3,038	3,457	3,378	3,230
Courts of Appeal	4,926	4,773	5,084	5,373	5,426	6,134	6,375	6,901	6,127	5,926
MARYLAND										
Court of Appeals	658	765	688	772	745	683	707	702	741	700
Court of Spec. Appeals	193	332	350	509	378	436	428	392	324	441
MASSACHUSETTS										
Supreme Judicial Court	563 A	670 A	684 A	753 A	728 A	768 A	980 A	781 A	706	750
Appeals Court	969	996	1,016	988	945	NA	944	NA	768	751
MICHIGAN										
Supreme Court	2,422	2,747	3,182	3,172	2,768	2,844	2,426	2,242	2,154	2,262
Court of Appeals	2,801	2,845	2,668	2,768	3,325	3,407	3,469	3,517	3,367	3,028
MINNESOTA										
Supreme Court	767	733	774	785	743	741	680	656	622	691
Court of Appeals	68	66	76	51	65	51	65	35	116	100
MISSISSIPPI										
Supreme Court	65	69	60	84	NA	NA	NA	NA	NA	NA
Court of Appeals	NC	NC	NC	NJ	NA	NA	NA	NA	NA	NA
MISSOURI										
Supreme Court	771	734	781	791	690	645	586	577	786	752
Court of Appeals	NJ	NJ	NJ	NJ	NJ	NJ	NJ	NJ	NJ	NJ
NEBRASKA										
Supreme Court	NA	NA	192	347	240	282	374	306	247	209
Court of Appeals	NA	NA	NA	NJ	NJ	NJ	NJ	NJ	NJ	NJ
NEW JERSEY										
Supreme Court	2,881	2,770	2,953	3,038	3,060	3,340	3,248	2,969	3,111	2,812
Appellate Div. of Super.	NA	NA	0	0	0	0	0	0	0	0
NEWMEXICO										
Supreme Court	504	453	629	613	649	650	736	513	544	531
Court of Appeals	53	33	56	51	55	48	44	60	86	70
NORTH CAROLINA										
Supreme Court	388	341	489	471	502	544	547	609	577	634
Court of Appeals	356	361	390	428	462	523	582	633	676	762
OHIO										
Supreme Court	2,065	1,932	1,957	1,861	1,945	1,839	1,848	1,653	1,735	1,609
Court of Appeals	NJ	NJ	NJ	NJ	NJ	NJ	NJ	NJ	NJ	NJ
OREGON										
Supreme Court	882	873	801	768	736	918	962	1,037	1,037	908
Court of Appeals	NJ	NJ	NJ	NJ	NJ	NJ	NJ	NJ	NJ	NJ
PUERTO RICO										
Supreme Court	NA	NA	NA	1,038	393	627	1,047	1,002	1,120	1,138
Circuit Court of Appeals	NC	NC	NC	1,076	1,200	2,042	2,276	2,121	2,416	3,890

Number of dispositions and qualifying footnotes

1992	1993	1994	1995	1996	1997	1998	1999	2000	2001
3,003	2,832	2,747	2,758	3,401	3,400	3,230	3,131	2,842	3,144
4,842	4,659	4,991	5,325	5,502	6,351	6,610	6,984	6,325	6,308
640	767	676	708	769	784	707	702	712	712
193	332	254	509	378	436	446	392	324	441
NA	NA	689	734	728	768	794	781	422	667
969	996	1,016	988	945	NA	944	NA	768	751
2,665	2,516	2,733 B	2,799 B	2,898	2,736	2,987	2,568	2,300	2,357
NA	NA	NA	NA	NA	NA	NA	3,476	3,699	NA
773	628	768	747	770	721	NA	573	666	80
67	53	75	54	65	51	54	33	118	90
69	38	60	73	297	NA	NA	NA	NA	238
NC	NC	NC	NJ	NA	NA	NA	NA	NA	NA
773	712	769	776	668	522	581	603	764	760
NJ	NJ	NJ	NJ	NJ	NJ	NJ	NJ	NJ	NJ
NA	NA	NA	NA	NA	NA	NA	327	377	259
NJ	NJ	NJ	NJ	NJ	NJ	NJ	NJ	NJ	259
2,982	2,806	2,858	2,958	3,070	3,311	3,343	2,808	3,084	2,901
NA	NA	0	0	0	0	0	0	0	0
NA	436	616	632	641	650	692	513	528	532
5	0	0	NA	NA	NA	NJ	NJ	NJ	NA
396	317	464	470	443	556	500	616	632	635
356	307	379	376	401	459	523	563	597	690
1,859	1,700	1,861	1,698	1,831	1,759	1,663	1,565	1,603	1,543
NJ	NJ	NJ	NJ	NJ	NJ	NJ	NJ	NJ	NJ
726	797	736	732	732	684	929	1,013	1,013	790
NJ	NJ	NJ	NJ	NJ	NJ	NJ	NJ	NJ	NJ
NA	NA	NA	1,220	487	631	879	1,085	1,136	1,143
NC	NC	NC	670	1,041	1,594	2,524	2,278	2,419	3,954

(continued on next page)

TABLE 14: Discretionary Petitions in State Appellate Courts, 1992-2001 (continued)

State/Court name:	Number of filings and qualifying footnotes									
	1992	1993	1994	1995	1996	1997	1998	1999	2000	2001
SOUTH CAROLINA										
Supreme Court	62	74	50	61	197	646 *	977	1,109	1,066	1,042
Court of Appeals	NJ	NJ	NJ	NJ	NJ	NJ	NJ	NJ	NJ	NJ
UTAH										
Supreme Court	60	45	136	NA	NA	NA	NA	NA	NA	NA
Court of Appeals	NA	NA	NA	NA	NA	NA	NA	NA	NA	NA
VIRGINIA										
Supreme Court	1,908	1,854	2,169	2,285	1,546	2,671	2,576	2,881	2,878	2,901
Court of Appeals	1,933	1,990	1,989	2,259	2,379	2,337	2,371	2,415	2,445	2,766
WASHINGTON										
Supreme Court	1,020 A	1,054 A	1,142 A	1,073 A	1,135 A	1,268 A	1,146 A	1,355 A	1,458 A	1,319 A
Court of Appeals	400	358	399	455	504	430	442	350	391	433
WISCONSIN										
Supreme Court	972	1,156	1,158	1,123	1,217	1,124	1,189	1,101	1,185	1,198
Court of Appeals	NA	NA	NA	NA	NA	NA	NA	NA	NA	NA
States with no intermediate appellate court										
DELAWARE										
Supreme Court	0	0	0	0	0	0	0	0	0	0
DISTRICT OF COLUMBIA										
Court of Appeals	44	21	18	16	28	23	25	26	45	55
MAINE										
Supreme Judicial Court	NA	NA	NA	NA	NA	NA	NA	NA	257	192
MONTANA										
Supreme Court	94	138	111	67	101	NA	144	53	288	347
NEVADA										
Supreme Court	NJ	NJ	NJ	NJ	NJ	NJ	NJ	NJ	NJ	NJ
NEW HAMPSHIRE										
Supreme Court	774	864	880	892	850	915	839	826	834	766
NORTH DAKOTA										
Supreme Court	NA	NA	25	26	28	15	20	12	16	22
RHODE ISLAND										
Supreme Court	268	288	297	285	268	210	212	191	163	312
SOUTH DAKOTA										
Supreme Court	28 A	40 A	57 A	67 A	53 A	56 A	54 A	62 A	42 A	58 A
VERMONT										
Supreme Court	26	27	23	35	20	24	25	29	27	26
WEST VIRGINIA										
Supreme Court of Appeals	2,357	2,113	2,442	2,691	3,099	3,114	3,415	3,539	3,029	2,650

Number of dispositions and qualifying footnotes

1992	1993	1994	1995	1996	1997	1998	1999	2000	2001
NA NJ	NA NJ	NA NJ	NA NJ	NA NJ	1,239 NJ	732 NJ	732 NJ	1,045 NJ	1,164 NJ
NA NA	NA NA	NA NA	106 NA	NA NA	NA NA	NA NA	NA NA	NA NA	NA NA
1,530 2,380	1,446 2,491	1,763 2,184	2,260 2,505	2,382 2,460	2,619 2,306	2,769 2,303	2,810 2,458	2,797 2,554	3,007 2,320
943 A 361	1,058 A 374	1,145 A 368	1,044 A 385	1,076 A 460	1,180 A 499	1,236 464	1,259 386	1,332 A 340	1,535 A 458
720 NA	888 NA	991 NA	1,008 NA	1,181 NA	1,142 NA	1,177 NA	1,128 NA	1,170 NA	1,192 NA
0	0	0	0	0	0	0	0	0	0
44	46	21	13	22	26	19	37	44	52
NA	NA	NA	NA	NA	NA	NA	NA	256	188
84	117	79	81	186	NA	128	106	252	322
NJ	NJ	NJ	NJ	NJ	NJ	NJ	NJ	NJ	NJ
515	662	793	875	857	907	767	826	717	1,014
NA	NA	25	26	31	17	17	12	22	30
255	292	260	304	302	219	234	208	185	266
NA	NA	NA	NA	NA	NA	NA	NA	NA	NA
27	26	24	33	23	23	24	29	28	24
2,598	2,100	2,312	2,098	2,583	3,085	3,488	3,089 A	1,412 A	3,703 A

(continued on next page)

TABLE 14: Discretionary Petitions in State Appellate Courts, 1992-2001 (continued)

State/Court name:	Number of filings and qualifying footnotes									
	1992	1993	1994	1995	1996	1997	1998	1999	2000	2001
WYOMING										
Supreme Court	NJ	NJ	NJ	NJ	NJ	NJ	NJ	NJ	NJ	NJ
States with multiple appellate courts at any level										
ALABAMA										
Supreme Court	741	737	708	797	915	956	967	1,107	1,224	NA
Court of Civil Appeals	NJ	NJ	NJ	NJ	NJ	NJ	NJ	NJ	NJ	NJ
Court of Criminal Appeals	NJ	NJ	NJ	NJ	NJ	NJ	NJ	NJ	NJ	NJ
INDIANA										
Supreme Court	731	604	672	818	817	711	733	815	827	801
Court of Appeals	124	NA	NA	NA	NA	NA	NA	NA	NA	NA
Tax Court	NJ	NJ	NJ	NJ	NJ	NJ	NJ	NJ	NJ	NJ
NEW YORK										
Court of Appeals	4,260	4,489	4,588	4,861	4,582	4,647	4,466	4,320	4,381	4,266
Appellate Div.	NA	NA	NA	NA	NA	NA	NA	NA	NA	NA
Appellate Terms	NA	NA	NA	NA	NA	NA	NA	NA	NA	NA
OKLAHOMA										
Supreme Court	570	507	512	578	507	436	502	502 *	502 *	502 *
Court of Appeals	NJ	NJ	NJ	NJ	NJ	NJ	NJ	NJ	NJ	NJ
Court of Criminal Appeals	NA	NA	NA	NA	NA	NA	NA	NA	NA	NJ
PENNSYLVANIA										
Supreme Court	3,412	2,734	2,695	3,009	2,870	2,890	3,113	3,496	2,884	2,767
Commonwealth Court	31	29	151	172	110	997	NA	NA	NA	NA
Superior Court	NJ	NJ	NJ	NJ	NJ	NJ	NJ	NJ	NJ	NJ
TENNESSEE										
Supreme Court	834	782	828	903	859	954	1,134	1,001	989	980
Court of Appeals	149	259	264	242	273	233	288	260	282	214
Court of Criminal Appeals	90	165	174	166	175	136	NA	107	86	126
TEXAS										
Supreme Court	1,462	1,441	1,394	1,407	1,340	1,373	1,829	1,818	1,376	1,301
Court of Criminal Appeals	1,691	1,610	1,477	1,439	1,847	1,677	1,983	2,060	2,271	2,036
Courts of Appeal	NJ	NJ	NJ	NJ	NJ	NJ	NJ	NJ	NJ	NJ

COURT TYPE:

COLR = Court of last resort

IAC = Intermediate appellate court

NOTE:

NA = Indicates that the data are unavailable.

NC = Indicates that the court did not exist during that year.

NJ = Indicates that the court does not have jurisdiction.

* Connecticut—Supreme Court—Discretionary petitions were counted differently starting in 1994.

* Iowa—Supreme Court—Discretionary petitions were counted differently starting in 1999.

* Oklahoma—All Courts—2001 data not available. The 1998 numbers are repeated in 1999, 2000, and 2001.

* South Carolina—Supreme Court—Discretionary petitions were counted differently in 1997.

QUALIFYING FOOTNOTES:

An absence of a qualifying footnote indicates that the data are complete.

A: The following courts' data are incomplete:

Iowa—Supreme Court—Disposed data for 1992-1995 and 2000 do not include some **discretionary original proceedings**.Massachusetts—Supreme Judicial Court—Filed data for 1992-1999 do not include certain cases filed in the "Single Justice" side of the court, in which a single justice was asked to allow a certain type of **interlocutory appeal** to proceed (which, if allowed, could be sent to either appellate court) or to allow an appeal from the denial of a motion for new trial in certain capital cases.South Dakota—Supreme Court—Filed data for 1992-2001 do not include **advisory opinions**.

Number of dispositions and qualifying footnotes

1992	1993	1994	1995	1996	1997	1998	1999	2000	2001
NJ	NJ	NJ	NJ	NJ	NJ	NJ	NJ	NJ	NJ
782	757	659	807	882	915	918	901	1,386	NA
NJ	NJ	NJ	NJ	NJ	NJ	NJ	NJ	NJ	NJ
NJ	NJ	NJ	NJ	NJ	NJ	NJ	NJ	NJ	NJ
898	592	641	723	813	752	742	805	904	748
104	74	87	NA	NA	NA	NA	NA	NA	NA
NJ	NJ	NJ	NJ	NJ	NJ	NA	NA	NJ	NJ
4,176	4,792	4,303	4,872	4,796	4,572	4,532	4,321	4,256	4,314
NA	NA	NA	NA	NA	NA	NA	NA	NA	NA
NA	NA	NA	NA	NA	NA	NA	NA	NA	NA
442	652	545	592	384	431	502	502 *	502 *	502 *
NJ	NJ	NJ	NJ	NJ	NJ	NJ	NJ	NJ	NJ
NA	NA	NA	NA	NA	NA	NA	NA	NJ	NJ
2,683	2,459	3,340	2,850	2,724	2,943	2,798	3,709	2,996	2,693
NA	NA	NA	NA	NA	1,065 A	NA	NA	NA	NA
NA	NJ	NJ	NJ	NJ	NJ	NJ	NJ	NJ	NJ
885	739	760	785	870	639	921	1,028	817	982
130	103	194	182	196	424	250	131	80	152
55	109	128	118	115	104	NA	101	74	88
1,472	1,574	1,394	1,376	1,362	1,308	1,466	1,454	1,381	1,297
1,526	1,666	1,671	1,452	2,002	1,644	1,866	2,319	2,578	2,128
NJ	NJ	NJ	NJ	NJ	NJ	NJ	NJ	NJ	NJ

Washington—Supreme Court—Data for 1992-2001 do not include some **discretionary** cases.

West Virginia—Supreme Court of Appeals—Disposition data for 1999-2001 are not complete.

B: The following courts' data are overinclusive:

Colorado—Supreme Court—Disposed data for 1992-2001 include **mandatory jurisdiction** cases.

Connecticut—Supreme Court—Disposed data for 2001 include all **mandatory jurisdiction** cases.

Michigan—Supreme Court—Disposed data for 1994-1995 include all **mandatory jurisdiction** cases.

TABLE 15: Felony Caseload in State Trial Courts of General Jurisdiction, 1992-2001

State/Court name:	Number of filings and qualifying footnotes									
	1992	1993	1994	1995	1996	1997	1998	1999	2000	2001
ALABAMA Circuit	39,814	38,773	37,695	40,219	42,551	43,596	47,869	43,340	34,707	35,451
ALASKA Superior	2,763	2,660	2,696	2,778	2,951	3,040	3,262	3,112	3,281	2,964
ARIZONA Superior	27,677 B	26,471 B	28,522 B	30,299 B	30,817 B	34,649 B	39,513 B	38,262 B	40,208 B	43,462 B
ARKANSAS Circuit	31,776 B	33,192 B	35,432 B	39,273 B	38,866 B	39,350 B	45,925 B	44,717 B	48,930 B	50,903 B
CALIFORNIA Superior	243,093 C	244,137 C	247,589 C	256,959 C	245,587 C	251,575 C	260,311 C	246,306 C	238,685 C	237,491 C
COLORADO District	22,565	22,068	23,478	26,852	29,994	32,457	38,419	37,144	35,767	36,859
CONNECTICUT Superior	4,102	3,610	3,848	3,829	3,614	3,377	3,074	3,279	33,745	33,762
DISTRICT OF COLUMBIA Superior	17,521	17,940	17,203	15,240	15,439	13,378	12,594	11,874	10,308	14,896 B
FLORIDA Circuit	177,186 B	168,066 B	177,457 B	187,207 B	197,230 B	199,658	191,067 A	196,986 A	193,845 A	198,822 A
GEORGIA Superior	68,761 B	63,696 B	64,206	66,648	66,375	73,011	74,872	73,476	73,897 B	74,326 C
HAWAII Circuit	4,675 B	4,049 B	4,085 B	4,449 B	4,257 B	4,705 B	5,029 B	4,360 B	4,294 B	4,561 C
IDAHO District	7,107	7,324	8,297	9,765	9,143	9,600	10,482	10,034	10,074	10,694
ILLINOIS Circuit	78,778 B	80,554 B	81,647	88,772	90,902	97,764	101,399	91,103	97,077	101,463
INDIANA Superior and Circuit	28,958 B	32,166 B	33,268 B	36,397 B	47,451 B	43,397 B	51,056 B	54,548 B	55,371 B	60,381 B
IOWA District	14,004 B	13,451	13,599	15,487	17,398	17,850	18,818	18,855	20,396	21,767
KANSAS District	13,412	13,229	14,423	15,267	17,150	17,831	17,653	19,007	17,234	16,876
KENTUCKY Circuit	17,032 B	19,478 B	17,844 B	18,739 B	19,128 B	20,102 B	20,752 B	21,770 B	22,041 B	22,934 B
LOUISIANA District	27,251	31,694	31,907	30,006	48,507	46,051	54,726	48,172	53,584	54,012
MAINE Superior	4,342	3,842	3,629	3,619	3,473	3,549	3,522	3,517	NA	NA

(continued on next page)

TABLE 15: Felony Caseload in State Trial Courts of General Jurisdiction, 1992-2001 (continued)

State/Court name:	Number of filings and qualifying footnotes									
	1992	1993	1994	1995	1996	1997	1998	1999	2000	2001
MARYLAND Circuit	67,828 C	63,824 C	62,822 C	62,382 C	63,229 C	62,198 C	65,305 C	65,769 C	67,633 C	71,511 C
MASSACHUSETTS Superior Court	5,782	7,546	8,089	7,999	8,101	8,064	8,334	8,840	5,018	5,009
MINNESOTA District	16,273	17,385	18,183	18,456	18,927	20,272	21,555	21,420	22,262	24,448
MISSOURI Circuit	47,431 B	44,727 B	48,525 B	54,358 B	58,352 B	59,513 B	61,666 B	57,043 B	58,728 B	60,337 B
NEBRASKA District	5,738 B	5,139 B	5,376 B	5,833 B	6,238 B	6,733 B	7,276 B	7,103 B	7,642 B	7,786 B
NEVADA District	NA	NA	NA	NA	NA	NA	NA	NA	10,284 A	9,950
NEW HAMPSHIRE Superior	7,604	7,442	6,114	6,036	6,302	6,406	6,031	6,701	6,680	7,914
NEW JERSEY Superior	51,054	47,958	47,228	46,652	46,437	48,208	49,807	49,075	46,000	51,225
NEW MEXICO District	NA	9,017	9,971	11,165	12,900	12,855	13,617	14,628	15,581	17,522
NEW YORK Supreme and County	76,814 B	71,824 B	71,419 B	68,326 B	68,067 B	63,339 B	63,329 B	55,425 B	53,932 B	52,500 B
NORTH CAROLINA Superior	85,748	83,939	83,823	83,417	83,212	88,349	92,672	94,517	93,602	95,953
NORTH DAKOTA District	1,951	2,155	1,840	2,428	3,614	3,223	3,979	4,139	4,500	5,084
OHIO Court of Common Pleas	65,361	63,744	64,766	67,266	66,850	62,530	64,219	66,689	68,923	76,830
OKLAHOMA District†	29,868 B	30,676 B	32,866 B	37,127 B	34,722 B	42,755 B	42,755 B	42,755 B	42,755 B	42,755 B
OREGON Circuit	27,159	27,333	30,725	33,457	30,797	33,719	39,587 B	37,459 B	35,727 B	35,712 B
PENNSYLVANIA Court of Common Pleas†	140,416 B	139,672 B	139,985 B	143,588 B	144,251 B	149,123 B	155,460 B	155,089 B	162,414 B	167,773 B
PUERTO RICO Court of First Instance	28,591	33,002	37,779	35,719 B	35,473 B	33,073 B	37,870 B	37,183 B	35,327 B	36,906 B
RHODE ISLAND Superior	5,764	5,772	5,682	6,045	6,149	5,698	5,703	4,945	5,551	5,594

(continued on next page)

TABLE 15: Felony Caseload in State Trial Courts of General Jurisdiction, 1992-2001 (continued)

State/Court name:	Number of filings and qualifying footnotes									
	1992	1993	1994	1995	1996	1997	1998	1999	2000	2001
SOUTH DAKOTA										
Circuit	4,441	4,435	4,573	5,124	5,087	5,440	5,079	4,662	5,049	4,826
TENNESSEE										
Circuit, Criminal, and Chancery	58,771 B	57,778 B	61,147 B	54,974 B	80,059 B	59,385	62,515	61,871	62,076	63,152
TEXAS										
District	153,853	148,960	144,092	130,966	130,703	137,138	140,375	135,764	148,347	145,143
UTAH										
District*	14,541 B	17,671 B	11,450 B	15,510 B	20,842 B	18,238 B	21,213 B	21,704 B	17,665 B	16,415 B
VERMONT										
District	2,810	2,716	2,842	3,018	3,010	3,435	3,368	3,311	3,447	3,243
Superior	6	0	1	1	1	0	2	1	0	2
VIRGINIA										
Circuit	73,889	75,867	77,104	81,328	81,819	88,269	95,806	96,584	105,909	108,164
WASHINGTON										
Superior	28,529	28,032	28,728	32,296	31,035	34,103	37,592	37,995	39,694	41,387
WEST VIRGINIA										
Circuit	4,446 B	4,308 B	4,604 B	4,167 B	4,424 B	4,819 B	4,744 B	4,751 B	4,349 B	5,042 B
WISCONSIN										
Circuit	20,399 A	18,613 A	18,777 A	24,246	28,388	29,117	28,236	26,440	28,390	30,069
WYOMING										
District†	1,282 A	1,638 A	1,733 A	1,789 A	1,835 A	1,983 A	1,993 A	1,449 A	1,963	1,963

States that do not appear were unable to provide data.

NA = Data were unavailable or not comparable.

QUALIFYING FOOTNOTES:

The absence of a qualifying footnote indicates that data are complete.

† 1997 data for Oklahoma are repeated for 1998-2001 since data were not available. 2000 data for Wyoming are repeated for 2001 since data were not available. 2001 data for Pennsylvania are preliminary.

A: The following courts' data are incomplete:

Florida—Circuit Court—**Felony** data for 1998-2001 are slightly incomplete due to technical difficulties experienced by smaller counties.

Nevada—District Court—**Felony** data for 2000 do not include partial data from several courts.

Wisconsin—Circuit Court—**Felony** data for 1992-1994 do not include some cases reported with unclassified criminal.

Wyoming—District Court—**Felony** data for 1992 and 1996 do not include cases from two counties. For 1993-1995 and 1997-1999, one county did not report.

B: The following courts' data are overinclusive:

Arizona—Superior Court—**Felony** data for 1992-2001 include **DWI/DUI** cases.

Arkansas—Circuit Court—**Felony** data include some **DWI/DUI** cases.

District of Columbia—Superior Court—**Felony** data for 2001 include **preliminary hearing** and **grand jury** cases.

Florida—Circuit Court—**Felony** data for 1992-1996 include **misdeemeanor**, **DWI/DUI**, and **miscellaneous criminal** cases.

Georgia—Superior Court—**Felony** data for 1992-1993 and 2000 include **criminal appeals**.

Hawaii—Circuit Court—**Felony** data for 1992-2001 include **misdeemeanor** cases.

Illinois—Circuit Court—**Felony** data for 1992-1993 include **preliminary hearings** for courts "downstate."

(continued on next page)

TABLE 15: Felony Caseload in State Trial Courts of General Jurisdiction, 1992-2001 (continued)

Indiana—Superior and Circuit Courts—**Felony** data include **DWI/DUI** cases.

Iowa—District Court—**Felony** data for 1992 include third offense **DWI/DUI** cases.

Kentucky—Circuit Court—All **felony** data include **misdemeanor** cases. 1993-2001 data also include **DWI/DUI** cases.

Missouri—Circuit Court—**Felony** data include some **DWI/DUI** cases.

Nebraska—District Court—**Felony** data include **misdemeanor**, **DWI/DUI**, and **miscellaneous criminal** cases.

New York—Supreme and County Courts—**Felony** data include **DWI/DUI** cases.

North Dakota—District Court—**Felony** data for 1991 include **sentence review only** and **postconviction remedy proceedings**.

Oklahoma—District Court—**Felony** data include some **miscellaneous criminal** cases.

Oregon—Circuit Court—**Felony** data for 1998-2001 include some **DWI/DUI** cases.

Pennsylvania—Court of Common Pleas—**Felony** data include **misdemeanor**, **DWI/DUI**, and some **criminal appeals** cases.

Puerto Rico—Court of First Instance—**Felony** data for 1995-2001 include **domestic violence** cases.

Tennessee—Circuit, Criminal, and Chancery Court—**Felony** data for 1991-1996 include **misdemeanor** and some **criminal appeals** cases.

Utah—District Court—**Felony** data for 1992-1993 include some **misdemeanor**, some **DWI/DUI** and **criminal appeals** cases, and some **postconviction remedy** and **sentence review only proceedings**. 1994 and 1995 data include **criminal appeals** and some **postconviction remedy** and **sentence review only proceedings**. 1996 and 1997 data include some **postconviction remedy** and **sentence review only proceedings**. 1998-2001 data include **sentence review only proceedings**.

West Virginia—Circuit Court—**Felony** data include **DWI/DUI** cases.

C: The following courts' data are incomplete and overinclusive:

California—Superior Court—**Felony** data for 1992 include **DWI/DUI** cases, but do not include partial year data from one court. Data for 1991 include **DWI/DUI** cases, but do not include data from one court. Data for 1993 include **DWI/DUI** cases, but do not include partial data from 14 courts. Data for 1994 and 1996 include **DWI/DUI** cases, but do not include partial data from three courts. Data for 1995 include **DWI/DUI** cases, but do not include data from two courts. Data for 1997 include **DWI/DUI** cases, but do not include partial data from five courts. Data for 1998 include **DWI/DUI** cases, but do not include partial data from six courts. Data for 1999-2001 include **DWI/DUI** cases, but do not include partial year data from several courts.

Georgia—Superior Court—**Felony** data for 2001 include **criminal appeals** data, but do not include data from one circuit.

Maryland—Circuit Court—**Felony** data include some **misdemeanor** cases, but do not include some cases.

* Additional court information:

Utah—District Court—The Circuit Courts in Utah were abolished as of July 1, 1996 and their caseload absorbed into the District Court. Data for prior years were merged for comparability.

TABLE 16: Tort Caseload in State Trial Courts of General Jurisdiction, 1992-2001

State/Court name:	Number of filings and qualifying footnotes									
	1992	1993	1994	1995	1996	1997	1998	1999	2000	2001
ALABAMA Circuit	11,498 B	11,512 B	10,893 B	12,254 B	16,658 B	13,202 B	13,112 B	12,124	11,644	11,791
ALASKA Superior	815	935	875	1,024	1,005	1,048	1,026	986	926	1,105
ARIZONA Superior*	13,842	12,940	22,815	13,776	15,116	14,934	15,006	13,480	12,250	11,853
ARKANSAS Circuit	5,098	5,228	5,298	5,254	5,180	4,586	4,331	4,252	4,401	4,834
CALIFORNIA Superior	109,269 A	90,734 A	83,561 A	79,592 A	77,480 A	70,099 A	68,402 A	69,801 A	71,141 A	77,205 A
COLORADO District	6,151	5,001	4,977	4,731	4,763	4,994	4,984	4,882	5,106	4,957
CONNECTICUT Superior	16,250	15,947	15,642	17,932	19,211	19,903	20,036	18,887	18,506	17,562
FLORIDA Circuit	43,458	43,536	43,045	46,025	46,239	47,996	45,886	47,045 A	49,284 A	47,339 A
HAWAII Circuit	2,689 A	2,941 A	2,517 A	2,934 A	2,468 A	2,205 A	2,105 A	1,824	1,712	1,696
IDAHO District	1,136 A	1,115	1,221	1,176	1,423	1,479	1,391	1,600	1,474	1,617
INDIANA Superior and Circuit	8,043	9,452	12,066	13,366	13,032	13,033	12,412	12,665	13,902	12,685
KANSAS District	4,338	4,395	4,282	5,082	5,641	6,194	6,358	5,762	5,464	4,853
MAINE Superior	1,643	1,615	1,740	1,819	1,657	1,572	1,386	1,271	1,253	1,162
MARYLAND Circuit	15,612 A	14,989 A	14,485 A	15,427 A	15,540 A	15,517 A	14,769 A	13,458 A	11,631 A	11,050 A
MASSACHUSETTS Superior Court	13,957	NA	13,774	13,854	12,982	12,299	11,602	11,127	8,003	8,808
MICHIGAN Circuit	34,497	35,450	39,538	30,372	52,270	24,891	23,800	22,509	22,243	22,623
MINNESOTA District	7,460	6,861	6,751	6,919	6,887	7,312	6,748	6,088	5,552	5,916
MISSISSIPPI Circuit†	NA	NA	NA	NA	NA	6,045	6,054	5,488	5,488	5,488
Chancery†	NA	NA	NA	NA	NA	383	452	215	215	215

(continued on next page)

TABLE 16: Tort Caseload in State Trial Courts of General Jurisdiction, 1992-2001 (continued)

State/Court name:	Number of filings and qualifying footnotes									
	1992	1993	1994	1995	1996	1997	1998	1999	2000	2001
MISSOURI Circuit	19,999	17,883	16,960	17,506	19,495	19,344	20,757	18,953	19,061	18,627
NEVADA District	6,185	6,788	7,486	7,873	8,906	9,177	8,590	7,532	7,477 A	7,301
NEW HAMPSHIRE Superior	NA	NA	NA	NA	NA	NA	2,063 A	1,969 A	1,922 A	1,971 A
NEW JERSEY Superior	67,380 A	63,776 A	63,538 A	60,234 A	57,627 A	57,955 A	82,817	79,142	74,472	69,484
NEW MEXICO District	4,578	5,759	4,842	5,159	5,437	5,364	4,940	5,247	4,851	3,381
NEW YORK Supreme and County	72,189	71,113	75,298	81,265	84,126	82,514	81,794	80,863	78,323	80,593
NORTH CAROLINA Superior	9,361	9,754	9,739	10,256	10,536	10,588	10,683	10,098	9,977	9,456
NORTH DAKOTA District	411	525	535	685	531	563	717	638	619	562
OHIO Court of Common Pleas	33,196	31,229	31,181	33,371	36,896	50,472	31,298	31,873	30,197	32,111
OREGON Circuit*	7,551	7,473	8,184	8,639	8,713	8,305	7,558	7,313	6,774	7,265
PUERTO RICO Court of First Instance*	8,552	8,948	9,803	10,236 A	10,024 A	10,311 A	10,788 A	9,834 A	9,950 A	10,211 A
RHODE ISLAND Superior	NA	NA	NA	NA	3,923	3,537	3,495	3,496	3,409	3,516
TENNESSEE Circuit, Criminal, and Chancery	13,100	12,106	12,221	13,726	14,054	14,481	13,873	12,186	11,891	12,523
TEXAS District	46,762	47,586	48,631	51,544	46,493	42,954	40,385	35,668	34,224	33,545
UTAH District	1,979 B	1,804 B	1,928 B	2,058 B	1,686	1,827	1,849	2,386	2,303	2,200
WASHINGTON Superior	11,142	11,856	11,950	12,850	12,776	12,552	12,290	11,674	11,277	10,849
WISCONSIN Circuit	8,835	9,043	9,583	10,559	6,285	8,495	8,725	8,283	7,713	7,947
WYOMING District†	504 A	553 A	530 A	505 A	611 A	605 A	536 A	420 A	493	493

(continued on next page)

TABLE 16: Tort Caseload in State Trial Courts of General Jurisdiction, 1992-2001 (continued)

States that do not appear were unable to provide data.
NA = Data were unavailable or not comparable.

QUALIFYING FOOTNOTES:

The absence of a qualifying footnote indicates that data are complete.

† 1999 data for Mississippi are repeated for 2000 and 2001 since data were not available. 2000 data for Wyoming are repeated for 2001 since data were not available.

A: The following courts' data are incomplete:

California—Superior Court—**Tort** data do not include **medical malpractice** and **product liability** cases. **Tort** data for 1992 also do not include partial data from one court. Data for 1991 also do not include data from one court. Data for 1993 also do not include partial data from fourteen courts. Data for 1994 and 1996 also do not include partial data from three courts. Data for 1995 also do not include partial data from two courts. Data for 1997 also do not include partial data for five courts. Data for 1998 also do not include partial data for six courts. Data for 1999-2001 also do not include partial data from several courts. In 2001, data for 1992-1999 were updated using additional data from California.

Florida—Circuit Court—**Tort** data for 1999 do not include partial data from one county. **Tort** data for 2000 and 2001 do not include partial data from several courts.

Hawaii—Circuit Court—**Tort** data for 1992-1998 do not include a small number of District Court transfers reported with other civil cases.

Idaho—District Court—**Tort** data for 1992 do not include some cases

reported with unclassified civil cases.

Maryland—Circuit Court—**Tort** data do not include some cases reported with unclassified civil cases.

Nevada—District Court—**Tort** data for 2000 do not include partial data from several courts.

New Hampshire—Superior Court—**Tort** data do not include some cases reported with unclassified civil cases.

New Jersey—Superior Court—**Tort** data for 1992-1997 do not include some cases reported with unclassified civil cases.

Puerto Rico—Court of First Instance—**Tort** data for 1995-2001 do not include cases from the Municipal Division.

Wyoming—District Court—**Tort** data for 1992 and 1996 do not include cases from two counties. For 1993-1995 and 1997-1999, one county did not report tort data.

B: The following courts' data are overinclusive:

Alabama—Circuit Court—**Tort** data for 1992-1998 include some **postconviction remedy proceedings**.

Utah—District Court—**Tort** data for 1992-1995 include de novo **appeals** from the Justice Court.

* Additional court information:

Arizona—Superior Court—Tort reform legislation caused the tort caseload to increase dramatically in 1994.

Oregon—Circuit Court—The District Courts in Oregon were abolished as of January 15, 1998 and their caseload absorbed into the Circuit Court. Data for prior years were merged for comparability.

Puerto Rico—Court of First Instance—The Judicial Reform Act of 1994 consolidated the Superior, District, and Municipal Courts into one Court of First Instance effective 1995. Tort data for 1992-1994 were combined for all three courts to ensure comparability across the ten-year trend.

Appendix 1: *Methodology*

Court Statistics Project: Goals and Organization

The Court Statistics Project of the National Center for State Courts compiles and reports comparable court caseload data from the 50 states, the District of Columbia, and Puerto Rico. Project publications and technical assistance encourage greater uniformity in how individual state courts and state court administrative offices collect and publish caseload information. Progress toward these goals should result in more meaningful and useful caseload information for judges, court managers, and court administrators.

The *State Court Caseload Statistics: Annual Report* series is a cooperative effort of the Conference of State Court Administrators (COSCA) and the National Center for State Courts (NCSC). Responsibility for project management and staffing is assumed by the NCSC's Court Statistics Project. COSCA, through its Court Statistics Committee, provides policy guidance and review. The Court Statistics Committee includes members of COSCA and representatives of state court administrative office senior staff, the National Conference of Appellate Court Clerks, the National Association for Court Management, and the academic community. Preparation of the 2001 caseload report was funded by an ongoing grant from the Bureau of Justice Statistics (2002-BJ-CX-K010) to the NCSC.

In addition to preparing publications, the Court Statistics Project responds to thousands of requests for information and assistance each year. These requests come from a variety of sources, including state court administrative offices, local courts, individual judges, federal and state agencies, legislators, the media, academic researchers, students, and NCSC staff.

Evolution of the Court Statistics Project

During the Court Statistics Project's original data compilation efforts, the *State of the Art* and *State Court Caseload Statistics: 1975 Annual Report*, classification problems arose from the multitude of categories and terms used by the states to report their caseloads. This suggested the need for a model annual report and a statistical dictionary of terms for court usage.

The *State Court Model Statistical Dictionary* provides common terminology, definitions, and usage for reporting appellate and trial court caseloads. Terms for reporting data on case disposition methods are provided in the *Dictionary* and in other project publications. The classification scheme and associated definitions serve as a model framework for developing comparable and useful data. A new edition of the *State Court Model Statistical Dictionary* was published in 1989, consolidating and

revising the original 1980 version and the 1984 *Supplement*.

Once a set of recommended terms was adopted, the project's focus shifted to assessing the comparability of caseload data reported by the courts to those terms. It became particularly important to detail the subject matter jurisdiction and methods of counting cases in each state court. Problems related to categorizing and counting cases in the trial and appellate courts were resolved through the development of the *1984 State Trial Court Jurisdiction Guide for Statistical Reporting* and the *1984 State Appellate Court Jurisdiction Guide for Statistical Reporting*. Key information from both guides is updated annually as part of the preparation for a new caseload report. The introduction to the 1981 report details the impact of the *Trial Court Jurisdiction Guide* on the Court Statistics Project data collection and the introduction to the 1984 report describes the effect of the *Appellate Court Jurisdiction Guide*.

The *State Court Organization* series, updated for 1998, serves as a valuable complement to the *Report* series. *State Court Organization 1998* is a reference book that describes in great depth the structure, organization, and management of the state trial and appellate courts.

Sources of Data

Information for the national caseload databases comes from published and unpublished sources supplied by state court administrators and appellate court clerks. Published data typically come from official state court annual reports, which vary widely in form and detail. Although constituting the most reliable and valid data available at the state level, they arrive from statistical data filed monthly, quarterly, or annually by numerous local jurisdictions and, in most states, several trial and appellate court systems. Moreover, these caseload statistics are primarily collected to assist states in managing their own systems and are not prepared specifically for inclusion in the COSCA/NCSC caseload statistics report series.

Some states either do not publish an annual report or publish only limited caseload statistics for either trial or appellate courts. The Court Statistics Project receives unpublished data from those states in a wide range of forms, including internal management memos, computer-generated output, and the project's statistical and jurisdictional profiles, which are updated by state court administrative office staff.

Extensive telephone contact and follow-up correspondence are used to collect missing data, confirm the accuracy of available data, and determine the legal jurisdiction of each court. Information is also collected concern-

ing the number of judges per court or court system (from annual reports, offices of state court administrators, and appellate court clerks); the state population (based on Bureau of the Census revised estimates); and special characteristics regarding subject matter jurisdiction and court structure. Appendix 2 lists the source of each state's 2001 caseload statistics.

Data Collection Procedures

The following outline summarizes the major tasks involved in compiling the 2001 caseload data reported in this volume:

A. The 2001 state reports were evaluated to note changes in the categories and terminology used for data reporting, changes in the range of available data, and changes in the state's court organization or jurisdiction. This entailed a direct comparison of the 2001 material with the contents of individual states' 2000 annual reports. Project staff used a copy of each state's 2000 trial and appellate court statistical spreadsheets, trial and appellate court jurisdiction guides, and the state court structure chart as worksheets for gathering the 2001 data. Use of the previous year's spreadsheets provides the data collector with a reference point to identify and replicate the logic used in the data collection and ensures consistency over time in the report series. The caseload data were entered onto the 2001 spreadsheets. Caseload terminology is defined by the *State Court Model Statistical Dictionary, 1989*. Prototypes of appellate and trial court statistical spreadsheets can be found in Appendix 3.

B. Caseload numbers were screened for significant changes from the previous year. A record that documents and, where possible, explains such changes is maintained. This process serves as another reliability check by identifying statutory, organizational, or procedural changes that potentially had an effect on the size of the reported court caseload.

C. The data were then transferred from the handwritten copy to computer databases that are created as Excel spreadsheets. Mathematical formulas are embedded in each spreadsheet to compute the caseload totals. Linked spreadsheets contain the information on the number of judges, court jurisdiction, and state population needed to generate caseload tables for the 2001 report.

D. After the data were entered and checked for entry errors and internal consistency, individual spreadsheets were generated for the appellate and trial courts using Excel software. The spreadsheet relates the total for each model reporting category to the category or categories the state used to report its caseload numbers.

E. Trial and appellate court spreadsheets for all 50 states, the District of Columbia, and Puerto Rico are sent directly to the states' administrative offices of the courts and/or the appellate court clerks' offices for verification. This step in the data collection process (which began with the 1989 report) provides further assurance of data accuracy and often yields the bonus of additional caseload data or improved information on the content and accuracy of the data.

F. The final databases are stored in SPSS and Excel at the NCSC. The annual CSP databases are also archived with the Inter-University Consortium for Political and Social Research (ICPSR) at the University of Michigan.

Ongoing Data Collection

Four basic types of data elements are collected by the Court Statistics Project: (1) trial court caseload statistics, (2) trial court jurisdictional/organizational information, (3) appellate court caseload, and (4) appellate court jurisdictional/organizational information.

For trial courts, emphasis is placed on reporting the total number of civil, criminal, juvenile, and traffic/other violation cases according to the model reporting format. Each of these major case types can be reduced to more specific caseload categories. For example, civil cases consist of tort, contract, real property rights, small claims, mental health, estate, and domestic relations cases, as well as trial court civil appeals and appeals of administrative agency cases. In some instances, these case types can be further refined; for example, domestic relations cases can be divided into marriage dissolution, support/custody, interstate support, adoption, paternity, and domestic violence cases.

Currently, only filing and disposition numbers are entered into the database for each case type. Data on pending cases were routinely collected by the project staff until serious comparability problems were identified when compiling the 1984 report. Some courts provide data that include active cases only; others include active and inactive cases. The COSCA Court Statistics Committee recommended that the collection of pending caseload be deferred until a study determines whether and how data can be made comparable across states.

The trial court jurisdictional profile collects an assortment of information relevant to the organization and jurisdiction of each trial court system. Before the use of Excel spreadsheets for reporting statistical data, the main purpose of the profile was to translate the terminology used by the states when reporting statistical information into generic terms recommended by

the *State Court Model Statistical Dictionary*. Each court's spreadsheet captures the state's terminology, and the jurisdiction guide format has been streamlined. The jurisdictional profile currently collects information on number of courts, number of judges, methods of counting cases, availability of jury trials, dollar amount jurisdiction of the court, and time standards for case processing.

There are also statistical spreadsheets and jurisdiction guides for each state appellate court. Two major case types are used on the statistical spreadsheet: mandatory cases that the court must hear on the merits as appeals of right and discretionary petition cases that the court decides whether to accept and then reach a decision on the merits. The statistical spreadsheet also contains the number of petitions granted if it can be determined. Mandatory and discretionary petitions are further differentiated by whether the case is a review of a final trial court judgment or some other matter, such as a request for interlocutory or postconviction relief. When possible, the statistics are classified according to subject matter, chiefly civil, criminal, juvenile, disciplinary, or administrative agency.

The appellate court jurisdiction guide contains information about each court, including number of court locations, number of justices/judges, number of legal support personnel, point at which appeals are counted as cases, procedures used to review discretionary petitions, and use of panels.

Supplementary Data Collection

The Court Statistics Project supplements its ongoing, general data collection efforts by collecting manner of disposition data from the states' general jurisdiction courts. All of the states, the District of Columbia, and Puerto Rico were contacted and asked to supply manner of disposition data to the project. Disposition statistics from these courts present a picture of the way cases are disposed in state trial courts nationally. They are useful in comparing court backlogs, case management systems, and the impact of specialized programs such as arbitration and mediation.

Several obstacles hinder the achievement of comprehensive national statistics on manner of disposition for court cases. First, some states do not collect any disposition data. Second, other states define disposition categories differently, so information may not be comparable. For example, many states have a different definition of what a bench trial is and what is considered a hearing before a judge. States with a very high bench trial rate are using a more liberal definition of what constitutes a bench trial. Third, the mix of cases included in disposition totals may vary. For example, some states report contested and uncontested divorce cases together, while others do not. Also, differ-

ences in subject matter jurisdiction, court structure, and units for counting cases will affect the use of manner of disposition statistics.

Completeness

States vary in their ability to report comprehensive and complete manner of disposition data. For example, in criminal cases, Arizona and Maryland reported only trial dispositions while Louisiana provided the number of criminal cases disposed by jury trials only.

Comparability

Comparability is possible when states count trials similarly, use similar methods for counting cases, and report information for a similar range of case types. The point at which a state counts a jury trial varies widely. The table below shows the relative use of alternative trial definitions.

The definitional differences for trials explain some of the variation in trial rates. Generally, most states providing data define a trial in a way that inflates the number of cases disposed at trial.

Definitions	Number of states which use definition for criminal	Number of states which use definition for civil
A) A jury trial is counted when a jury is selected, empaneled, or sworn. A nonjury trial is counted when evidence is first introduced or first witness is sworn.	34	32
B) A jury trial is counted at introduction or swearing of first witness. A nonjury trial is counted when evidence is first introduced or swearing of first witness.	2	3
C) A jury trial is counted at verdict or decision.	16	17

On the criminal side, courts also vary in the point at which they count a case as initially filed. Most states count a criminal case as filed at the information or indictment, although some use the arraignment. Since a number of cases will drop out of the system between these two points (usually by a plea or a dismissal), those courts that use an early count will have a higher rate of nontrial dispositions. Courts also differ in case unit of count. As shown on the opposite page, states differ on whether they count charges, defendants, or indictments.

Definitions for unit of count—Criminal	Number of states
Single Defendant/Single Charge	5
Single Defendant/Single Incident	21
Single Defendant/Single Incident (maximum number of charges)	0
Single Defendant/One or More Incidents	10
Single Defendant/Varies with Prosecutor	6
One or More Defendants/Single Incident	4
One or More Defendants/One or More Incidents	4
One or More Defendants/Varies with Prosecutor	1
Varies with Prosecutor/Varies with Prosecutor	1

Definition of point of count—Criminal	Number of states
At the filing of the Information or Indictment	38
At the filing of the Information or Complaint	5
At the filing of Complaint (Warrant/Accusation)	4
At the Arraignment (First Appearance)	5

Footnotes

Footnotes indicate the degree to which a court's statistics conform to the Court Statistics Project's reporting categories defined in the *State Court Model Statistical Dictionary*. Footnoted caseload statistics are either overinclusive in that they contain case types other than those defined for the term in the *Dictionary* or underinclusive in that some case types defined for the term in the *Dictionary* are not included. It is possible for a caseload statistic to contain inapplicable case types while also omitting those which are applicable, making the total or subtotal simultaneously overinclusive and underinclusive.

The 2001 report uses a simplified system of footnotes. An "A" footnote indicates that the caseload statistic for a statewide court system does not include some of the recommended case types; a "B" footnote indicates that the statistic includes some extraneous case types; a "C" footnote indicates that the data are both incomplete and overinclusive. The text of the footnote explains for each court system how the caseload data differ from the reporting category recommended in the *State Court Model Statistical Dictionary*. Caseload statistics that are not qualified by a footnote conform to the *Dictionary*'s definition.

Case filings and dispositions are also affected by the unit and method of count used by the states, differing subject matter and dollar amount

jurisdiction, and different court system structures. Most of these differences are described in the figures found in this volume and are summarized in the court structure chart for each state. The most important differences are reported in summary form in the main caseload tables.

Variations in Reporting Periods

As indicated in Figure A, most states report data by calendar year, others by fiscal year, and a few appellate courts by court term. Therefore, the 12-month period covered in this report is not the same for all courts.

This report reflects court organization and jurisdiction in 2001. Since 1975, new courts have been created at both the appellate and trial level, additional courts report data to the Court Statistics Project, and courts may have merged and/or changed counting or reporting methods. The dollar amount limits of civil jurisdiction in many trial courts also vary. Care is therefore required when comparing 2001 data to previous years. The trend analysis used in this report offers a model for undertaking such comparisons.

Final Note

Comments, corrections, suggestions, and requests for information can be sent to:

Director, Court Statistics Project
National Center for State Courts
300 Newport Avenue (Zip 23185)
P.O. Box 8798
Williamsburg, VA 23187-8798

Phone: (800) 616-6109
Fax: (757) 564-2098

www.ncsconline.org/D_Research/csp/CSPFORM.HTM

Appendix 2: *Sources of 2001* *State Court Caseload Statistics*

Sources of 2001 State Court Caseload Statistics

State	Courts of Last Resort	Intermediate Appellate	General Jurisdiction	Limited Jurisdiction
Alabama	Unpublished data were provided by the Clerk of the Court.	Unpublished data were provided by the clerks of these courts.	Unpublished data were provided by the Administrative Office of the Courts.	Unpublished data were provided by the Administrative Office of the Courts.
Alaska	Alaska Court System 2001 Annual Report. Unpublished data provided by the Clerk of the Court.	Alaska Court System 2001 Annual Report. Unpublished data provided by the Clerk of the Court.	Alaska Court System 2001 Annual Report.	Alaska Court System 2001 Annual Report.
Arizona	Unpublished data were provided by the Administrative Office of the Courts.	Unpublished data were provided by the Administrative Office of the Courts.	Data were provided by the Administrative Office of the Courts.	Data were provided by the Administrative Office of the Courts.
Arkansas	Unpublished data were provided by the Administrative Office of the Courts.	Unpublished data were provided by the Administrative Office of the Courts.	Unpublished data were provided by the Administrative Office of the Courts.	Unpublished data were provided by the Administrative Office of the Courts.
California	Data were provided by the Administrative Office of the Courts.	Data were provided by the Administrative Office of the Courts.	Judicial Council of California www.courtinfo.ca.gov . Unpublished data provided by the Administrative Office of the Court.	Judicial Council of California www.courtinfo.ca.gov . Unpublished data provided by the Administrative Office of the Court.
Colorado	Colorado Judicial Branch Annual Report FY 2001 Statistical Supplement www.courts.state.co.us	Colorado Judicial Branch Annual Report FY 2001 Statistical Supplement www.courts.state.co.us	Colorado Judicial Branch FY 2001 Annual Report Statistical Supplement www.courts.state.co.us	Colorado Judicial Branch FY 2001 Annual Report Statistical Supplement www.courts.state.co.us
Connecticut	Unpublished data were provided by the Appellate Court Clerk.	Unpublished data were provided by the Appellate Court Clerk.	Unpublished data were provided by the Office of the Chief Court Administrator.	Unpublished data were provided by the Office of the Chief Court Administrator.
Delaware	2001 Annual Report of the Delaware Judiciary.	_____	2001 Annual Report of the Delaware Judiciary & 2001 Statistical Report. www.courts.state.de.us	2001 Annual Report of the Delaware Judiciary & 2001 Statistical Report. www.courts.state.de.us
District of Columbia	District of Columbia Courts Annual Report, 2001. Additional unpublished data were provided by the Office of the Clerk.	_____	District of Columbia Courts Annual Report, 2001.	_____
Florida	Unpublished data were provided by the Office of the State Court Administrator.	Unpublished data were provided by the Office of the State Court Administrator.	Unpublished data were provided by the Office of the State Court Administrator.	Unpublished data were provided by the Office of the State Court Administrator.
Georgia	Unpublished data were provided by the Clerk of the Supreme Court.	Unpublished data were provided by the Clerk of the Court of Appeals.	Unpublished data were provided by the State Court Administrator.	Unpublished data were provided by the State Court Administrator.
Hawaii	Data provided by the Clerk of the Courts.	Data provided by the Clerk of the Courts	The Judiciary State of Hawaii: Annual Report 2001 & Statistical Supplement. Additional data provided by the Administrative Office of the Court.	The Judiciary State of Hawaii: Annual Report 2001 & Statistical Supplement. Additional data provided by the Administrative Office of the Court.
Idaho	Unpublished data were provided by the Office of the Court Administrator.	Unpublished data were provided by the Office of the Court Administrator.	Unpublished data provided by the Office of Trial Court Services and Information Systems.	Unpublished data provided by the Office of Trial Court Services and Information Systems.
Illinois	2001 Administrative Summary of the Annual Report of the Illinois Courts.	2001 Administrative Summary of the Annual Report of the Illinois Courts.	2001 Administrative Summary of the Annual Report of the Illinois Courts.	_____
Indiana	2001 Indiana Judicial Service Report.	2001 Indiana Judicial Service Report. Unpublished data were provided by the Administrator for the Court of Appeals and the Tax Court Administrator.	2001 Indiana Judicial Service Report. www.courts.state.in.us	2001 Indiana Judicial Service Report. www.courts.state.in.us

State	Courts of Last Resort	Intermediate Appellate	General Jurisdiction	Limited Jurisdiction
Iowa	Unpublished data were provided by the Clerk of the Appellate Court.	Unpublished data were provided by the Clerk of the Appellate Court.	Unpublished data were provided by the State Court Administrator.	
Kansas	Annual Report of the Courts of Kansas: FY 2001.	Annual Report of the Courts of Kansas: FY 2001.	Annual Report of the Courts of Kansas: FY 2001.	Annual Report of the Kansas Municipal Courts: FY 2001.
Kentucky	Unpublished data were provided by the Clerk of the Supreme Court.	Unpublished data were provided by the Clerk of the Court of Appeals.	www.kycourts.net	www.kycourts.net
Louisiana	Annual Report 2001 of the Judicial Council of the Supreme Court. Unpublished data were provided by the Clerk of the Supreme Court.	Annual Report 2001 of the Judicial Council of the Supreme Court. Unpublished data were provided by the Judicial Administrator.	Unpublished data were provided by the Judicial Administrator.	Unpublished data were provided by the Judicial Administrator.
Maine	Unpublished data were provided by the Administrative Office of the Courts.		Unpublished data were provided by the Administrative Office of the Courts.	Unpublished data were provided by the Administrative Office of the Courts.
Maryland	Annual Report of the Maryland Judiciary and 2000-2001 Statistical Abstract. Unpublished data were provided by Office of the Court Administrator.	Annual Report of the Maryland Judiciary and 2000-2001 Statistical Abstract. Unpublished data were provided by Office of the Court Administrator.	Annual Report of the Maryland Judiciary and 2000-2001 Statistical Abstract. Unpublished data were provided by Office of the Court Administrator.	Annual Report of the Maryland Judiciary and 2000-2001 Statistical Abstract. Unpublished data were provided by Office of the Court Administrator.
Massachusetts	FY 2001 Annual Report on the State of the Massachusetts Court System. Unpublished data were provided by the Clerk of the Supreme Court.	FY 2001 Annual Report on the State of the Massachusetts Court System. Unpublished data were provided by the Clerk of the Appeals Court.	FY 2001 Annual Report on the State of the Massachusetts Court System www.state.ma.us	FY 2001 Annual Report on the State of the Massachusetts Court System www.state.ma.us
Michigan	Unpublished data were provided by the Clerk of the Supreme Court.	Unpublished data were provided by the Clerk of the Court of Appeals.	Annual Report 2001 www.courts.mi.gov	Annual Report 2001 www.courts.mi.gov
Minnesota	Unpublished data were provided by the State Court Administrator.	Unpublished data were provided by the State Court Administrator.	Unpublished data were provided by the State Court Administrator.	
Mississippi	Unpublished data were provided by the Appellate Court Clerk.	Unpublished data were provided by the Appellate Court Clerk.	Data were not available.	Data were not available.
Missouri	Missouri Judicial Report Supplement, FY 2001. Unpublished data were provided by the State Court Administrator.	Missouri Judicial Report Supplement, FY 2001. Unpublished data were provided by the State Court Administrator.	Missouri Judicial Report Supplement, FY 2001. Unpublished data were provided by the State Court Administrator.	Missouri Judicial Report Supplement, FY 2001. Unpublished data were provided by the State Court Administrator.
Montana	Unpublished data were provided by the Clerk of the Supreme Court.		2001 Annual Report of the Montana Judiciary.	2001 Annual Report of the Montana Judiciary.
Nebraska	The Courts of Nebraska 2001 Annual Caseload Report. Additional unpublished data were provided by the State Court Administrator.	The Courts of Nebraska 2001 Annual Caseload Report. Additional unpublished data were provided by the State Court Administrator.	The Courts of Nebraska 2001 Annual Caseload Report.	The Courts of Nebraska 2001 Annual Caseload Report. Additional unpublished data were provided by the Administrative Office of the Courts.
Nevada	Annual Report of the Nevada Judiciary, FY2000-01		Annual Report of the Nevada Judiciary, FY2000-01	Annual Report of the Nevada Judiciary, FY2000-01
New Hampshire	Unpublished data were provided by the Clerk of the Supreme Court.		Unpublished data were provided by the Director, Administrative Office of the Courts.	Unpublished data were provided by the Director, Administrative Office of the Courts.

State	Courts of Last Resort	Intermediate Appellate	General Jurisdiction	Limited Jurisdiction
New Jersey	Unpublished data were provided by the Clerk of the Supreme Court.	Unpublished data were provided by the Clerk of the Appellate Court.	New Jersey Judiciary Superior Court Caseload Reference Guide, 1997-2001. Unpublished data were provided by the Administrative Office of the Courts.	Unpublished data were provided by the Administrative Office of the Courts.
New Mexico	New Mexico State Courts, 2001 Annual Report & Statistical Addendum.	New Mexico State Courts, 2001 Annual Report & Statistical Addendum. Unpublished data were provided by the Clerk of the Court of Appeals.	New Mexico State Courts, 2000 Annual Report & Statistical Addendum.	New Mexico State Courts, 2000 Annual Report & Statistical Addendum.
New York	2001 Annual Report of the Clerk of Court, Court of Appeals of the State of New York. Additional unpublished data were provided by the Clerk.	2001 Annual Report of the Clerk of Court, Court of Appeals of the State of New York.	Unpublished data were provided by the Chief Administrator of Courts.	Unpublished data were provided by the Chief Administrator of Courts.
North Carolina	Unpublished data were provided by the Administrative Office of the Courts. www.nccourts.org	Unpublished data were provided by the Administrative Office of the Courts. www.nccourts.org	Unpublished data were provided by the Administrative Office of the Courts. www.nccourts.org	Unpublished data were provided by the Administrative Office of the Courts. www.nccourts.org
North Dakota	Unpublished data were provided by the Clerk.	-----	Unpublished data were provided by the Administrative Office of the Courts.	Unpublished data were provided by the Administrative Office of the Courts. www.court.nd.us
Ohio	Unpublished data were provided by the Clerk of the Supreme Court.	Unpublished data were provided by the Clerk of the Supreme Court.	Unpublished data were provided by the Administrative Director.	Unpublished data were provided by the Administrative Director.
Oklahoma	Data were not available.	Data were not available.	Data were not available.	Data were not available.
Oregon	Unpublished data were provided by the Clerk of the Supreme Court.	Unpublished data were provided by the Clerk of Court of Appeals.	Unpublished data were provided by the State Court Administrator.	Unpublished data were provided by the State Court Administrator.
Pennsylvania	Unpublished data were provided by the Clerk of the Supreme Court.	Unpublished data were provided by the clerks of these courts.	Unpublished data were provided by the State Court Administrator.	Unpublished data were provided by the State Court Administrator.
Puerto Rico	Unpublished data were provided by the Office of Courts Administration.	Unpublished data were provided by the Office of Courts Administration.	Unpublished data were provided by the Administrative Director of Courts.	-----
Rhode Island	Unpublished data were provided by the Clerk of the Supreme Court.	-----	Unpublished data were provided by the Administrative Office of the Courts.	Unpublished data were provided by the Administrative Office of the Courts.
South Carolina	Unpublished data were provided by the Clerk of the Supreme Court.	Unpublished data were provided by the Clerk of the Court of Appeals.	Unpublished data were provided by the Director, SC Court Administration.	Unpublished data were provided by the Director, SC Court Administration.
South Dakota	SD Courts, The State of the Judiciary, 2001.	-----	SD Courts, The State of the Judiciary and FY 2001 Annual Report of SD Unified Judicial System. Additional unpublished data provided by the Administrative Office of the Court.	-----

State	Courts of Last Resort	Intermediate Appellate	General Jurisdiction	Limited Jurisdiction
Tennessee	Tennessee Judicial Council Annual Report and Statistical Supplement, 2000-2001.	Tennessee Judicial Council Annual Report and Statistical Supplement, 2000-2001.	Annual Report of the Tennessee Judiciary, FY 2000-2001. Unpublished data were provided by the Clerks of Probate Court.	State of Tennessee Council of Juvenile and Family Court Judges 2001 Annual Statistical Report. Additional unpublished data provided by the State of Tennessee Council of Juvenile and Family Courts.
Texas	Texas Judicial System Annual Report, FY 2001. Additional unpublished data provided by the Clerk of Court.	Texas Judicial System Annual Report, FY 2001.	Texas Judicial System Annual Report, FY 2001.	Texas Judicial System Annual Report, FY 2001.
Utah	Unpublished data were provided by the Clerk of the Supreme Court.	Unpublished data were provided by the Clerk of the Court of Appeals.	Internet: www.courtlink.utcourts.stats.gov	Internet: www.courtlink.utcourts.stas.gov
Vermont	Judicial Statistics, State of Vermont for Year Ending June 30, 2001. Additional unpublished data were provided by the Office of the Court Administrator.		Judicial Statistics, State of Vermont for Year Ending June 30, 2001. www.vermontjudiciary.org	Judicial Statistics, State of Vermont for Year Ending June 30, 2001. www.vermontjudiciary.org
Virginia	Virginia State of the Judiciary, 2001.	Virginia State of the Judiciary, 2001.	Unpublished data were provided by the Office of Court Administration. www.courts.state.va.us	Unpublished data were provided by the Office of Court Administration. www.courts.state.va.us
Washington	Internet: www.courts.wa.gov	Internet: www.courts.wa.gov	Unpublished data were provided by the Office of the Administrator for the Courts.	Unpublished data were provided by the Office of the Administrator for the Courts.
West Virginia	Unpublished data were provided by the Clerk of the Supreme Court.		Unpublished data were provided by the Administrative Office of the Courts.	Unpublished data were provided by the Administrative Office of the Courts.
Wisconsin	Unpublished data were provided by the Clerk of Court.	Unpublished data were provided by the Clerk of Court.	Unpublished data were provided by the Director of State Courts.	Unpublished data were provided by the Director of State Courts.
Wyoming	Unpublished data were provided by the State Court Coordinator.		Data were not available for 2001.	Data were not available for 2001.

Appendix 3: *Prototypes of State Appellate Court and Trial Court Statistical Spreadsheets*

Prototype of State Appellate Court Statistical Spreadsheet

State Name, Court Name

Court of last resort or intermediate appellate court

Number of divisions/departments, number of authorized justices/judges

Total population

	Beginning pending	Filed	Disposed	End pending
MANDATORY JURISDICTION:				
Appeals of final judgments:				
Civil				
Criminal:				
Capital criminal				
Other criminal				
Total criminal				
Juvenile				
Administrative agency				
Unclassified				
Total final judgments				
Other mandatory cases:				
Disciplinary matters				
Original proceedings				
Interlocutory decisions				
Advisory opinions				
Total other mandatory				
Total mandatory cases				
				FiledPetitions Granted
	Filed	Granted	Disposed	Disposed
DISCRETIONARY JURISDICTION:				
Petitions of final judgment:				
Civil				
Criminal				
Juvenile				
Administrative agency				
Unclassified				
Total final judgments				
Other discretionary petitions:				
Disciplinary matters				
Original proceedings				
Interlocutory decisions				
Advisory opinions				
Total other discretionary				
Total discretionary cases				
GRAND TOTAL				
OTHER PROCEEDINGS:				
Rehearing/reconsideration requests				
Motions				
Other matters				
Number of supplemental judges/justices				
Number of independent appellate courts at this level				

MANNER OF DISPOSITION

	Predecision disposition (dismissed/ withdrawn/settled)	Opinions		Decision without opinion (memo/order)	Transferred	Other
		Signed opinion	Per curiam opinion			
MANDATORY JURISDICTION:						
Appeals of final judgment						
Civil						
Criminal						
Juvenile						
Administrative agency						
Unclassified						
Other mandatory cases:						
Disciplinary matters						
Original proceedings						
Interlocutory decisions						
Total mandatory jurisdiction cases						
DISCRETIONARY JURISDICTION:						
Petitions of final judgments:						
Civil						
Criminal						
Juvenile						
Administrative agency						
Unclassified						
Other discretionary petitions						
Disciplinary matters						
Original proceedings						
Total discretionary cases						
GRAND TOTAL						

TYPE OF DECISION IN MANDATORY CASES/GRANTED PETITIONS OF FINAL JUDGMENT

	Civil	Criminal	Juvenile	Administrative agency	Other mandatory cases	Total
Opinions:						
Affirmed						
Modified						
Reversed						
Remanded						
Mixed						
Dismissed						
Other						
Total decisions:						
Affirmed						
Modified						
Reversed						
Remanded						
Mixed						
Dismissed						
Other						

TYPE OF DECISION IN OTHER DISCRETIONARY PETITIONS

	Petition granted	Petition denied	Other
Other discretionary petitions:			
Disciplinary matters			
Original proceedings			
Total discretionary jurisdiction cases			

Prototype of State Appellate Court Statistical Spreadsheet

TIME INTERVAL DATA (MONTH/DAYS)												
Notice of appeal or ready for hearing			Ready for hearing or under advisement (submitted or oral argument completed)			Under advisement (submitted or oral argument completed) to decision			Notice of appeal to decision			
Number of cases	Mean	Median	Number of cases	Mean	Median	Number of cases	Mean	Median	Number of cases	Mean	Median	
MANDATORY JURISDICTION:												
Appeals of final judgment												
Civil												
Criminal												
Juvenile												
Administrative agency												
Unclassified												
Other mandatory cases												
Disciplinary matters												
Original proceedings												
Interlocutory decisions												
Total mandatory jurisdiction cases												
DISCRETIONARY JURISDICTION:												
Petitions of final judgments												
Civil												
Criminal												
Juvenile												
Administrative agency												
Unclassified												
Other discretionary petitions												
Disciplinary matters												
Original proceedings												
Interlocutory decisions												
Advisory opinions												
Total discretionary jurisdiction cases												
GRAND TOTAL												

AGE OF PENDING CASELOAD (DAYS)

Not ready for hearing

Awaiting court reporter's transcript			Awaiting appellant's brief			Awaiting respondent's brief			Ready for hearing			Submitted or oral argument completed
0-60 days	61-120 days	over 120 days	0-60 days	61-120 days	over 120 days	0-60 days	61-120 days	over 120 days	0-60 days	61-120 days	over 120 days	Average age of pending caseload

MANDATORY JURISDICTION:

Appeals of final judgment
 Civil
 Criminal
 Juvenile
 Administrative agency
 Unclassified
 Other mandatory cases
 Disciplinary matters
 Original proceedings
 Interlocutory decisions
 Total mandatory jurisdiction cases

DISCRETIONARY JURISDICTION:

Petitions of final judgments
 Civil
 Criminal
 Juvenile
 Administrative agency
 Unclassified
 Other discretionary petitions
 Disciplinary matters
 Original proceedings
 Interlocutory decisions
 Advisory opinions
 Total discretionary jurisdiction cases

GRAND TOTAL

Prototype of State Trial Court Statistical Spreadsheet

State Name, Court Name Court of general jurisdiction or court of limited jurisdiction Number of circuits or districts, number of judges Total population				
	Beginning Pending	Filed	Disposed	End Pending
CIVIL:				
Tort:				
Auto tort				
Product liability				
Medical malpractice				
Unclassified tort				
Miscellaneous tort				
Total Tort				
Contract				
Real property rights				
Small claims				
Domestic relations:				
Marriage dissolution				
Support/custody				
Interstate support				
Adoption				
Paternity				
Domestic violence				
Miscellaneous				
Unclassified				
Total domestic relations				
Estate:				
Probate/wills/intestate				
Guardianship/conservatorship/trusteeship				
Miscellaneous estate				
Unclassified estate				
Total estate				
Mental health				
Appeal:				
Appeal of administrative agency case				
Appeal of trial court case				
Total civil appeals				
Miscellaneous civil				
Unclassified civil				
Total civil				
CRIMINAL:				
Felony				
Misdemeanor				
DWI/DUI				
Appeal				
Miscellaneous criminal				
Unclassified criminal				
Total Criminal				
TRAFFIC/OTHER VIOLATION:				
Moving traffic violation				
Ordinance violation				
Parking violation				
Miscellaneous traffic				
Unclassified traffic				
Total traffic/other violation				

	<u>Beginning Pending</u>	<u>Filed</u>	<u>Disposed</u>	<u>End Pending</u>
JUVENILE:				
Criminal-type petition				
Status offense				
Child-victim petition				
Miscellaneous juvenile				
Unclassified juvenile				
Total juvenile				

GRAND TOTAL

Drug cases

OTHER PROCEEDINGS:

 Postconviction remedy
 Preliminary hearings
 Sentence review only
 Extraordinary writs
Total other proceedings

MANNER OF CIVIL DISPOSITIONS

	<u>Uncontested/ Default</u>	<u>Dismissed</u>	<u>Withdrawn</u>	<u>Settled</u>	<u>Transferred</u>	<u>Arbitration</u>	<u>Total</u>
CIVIL:							
Tort:							
Auto tort							
Product liability							
Medical malpractice							
Unclassified tort							
Miscellaneous tort							
Total Tort							
Contract							
Real property rights							
Small claims							
Domestic relations:							
Marriage dissolution							
Support/custody							
Interstate support							
Adoption							
Paternity							
Domestic violence							
Miscellaneous							
Unclassified							
Total domestic relations							
Estate:							
Probate/wills/intestate							
Guardianship/conservatorship							
/trusteeship							
Miscellaneous estate							
Unclassified estate							
Total estate							
Mental health							
Appeal:							
Appeal of administrative agency case							
Appeal of trial court case							
Total civil appeals							
Miscellaneous civil							
Unclassified civil							
Total civil							

MANNER OF CRIMINAL DISPOSITIONS AND TYPE OF DECISION

	<u>Felony</u>	<u>Misdemeanor</u>	<u>DWI/DUI</u>	<u>Appeal</u>	<u>Miscellaneous criminal</u>	<u>Total</u>
Jury trial:						
Conviction						
Guilty plea						
Acquittal						
Dismissed						
Nonjury trial:						
Conviction						
Guilty plea						
Acquittal						
Dismissed						
Guilty Plea						
Dismissed/nolle prosequi						
Bail forfeiture						
Bound over						
Transferred						
Other						
Total dispositions						

MANNER OF TRAFFIC/OTHER VIOLATION DISPOSITIONS AND TYPE OF DECISION

	<u>Moving traffic violation</u>	<u>Ordinance violation</u>	<u>Parking violation</u>	<u>Miscellaneous traffic violation</u>	<u>Total</u>
Jury trial:					
Conviction					
Guilty plea					
Acquittal					
Dismissed					
Nonjury trial:					
Conviction					
Guilty plea					
Acquittal					
Dismissed					
Guilty Plea					
Dismissed/nolle prosequi					
Bail forfeiture					
Parking fines					
Transferred					
Other					
Total dispositions					

MANNER OF DISPOSITION: TRIALS

	Trial		
	Jury	Nonjury	Total
CIVIL:			
Tort:			
Auto tort			
Product liability			
Medical malpractice			
Unclassified tort			
Miscellaneous tort			
Total Tort			
Contract			
Real property rights			
Small claims			
Domestic relations:			
Marriage dissolution			
Support/custody			
Interstate support			
Adoption			
Paternity			
Domestic violence			
Miscellaneous			
Unclassified			
Total domestic relations			
Estate:			
Probate/wills/intestate			
Guardianship/conservatorship			
/trusteeship			
Miscellaneous estate			
Unclassified estate			
Total estate			
Mental health			
Appeal:			
Appeal of administrative agency case			
Appeal of trial court case			
Total civil appeals			
Miscellaneous civil			
Unclassified civil			
Total civil			

	Trial		
	Jury	Nonjury	Total
CRIMINAL:			
Felony			
Misdemeanor			
DWI/DUI			
Appeal			
Miscellaneous criminal			
Unclassified criminal			
Total criminal			
TRAFFIC/OTHER VIOLATION:			
Moving traffic violation			
Ordinance violation			
Parking violation			
Miscellaneous traffic			
Unclassified traffic			
Total traffic/other violation			
JUVENILE:			
Criminal-type petition			
Status offense			
Child-victim petition			
Miscellaneous juvenile			
Unclassified juvenile			
Total juvenile			
GRAND TOTAL			

	AGE OF PENDING CASELOAD (DAYS)							Average age of pending cases
	0-30 days	31-60 days	61-90 days	91-180 days	181-360 days	361-720 days	over 720 days	
CIVIL:								
Tort:								
Auto tort								
Product liability								
Medical malpractice								
Unclassified tort								
Miscellaneous tort								
Total Tort								
Contract								
Real property rights								
Small claims								
Domestic relations:								
Marriage dissolution								
Support/custody								
Interstate support								
Adoption								
Paternity								
Domestic violence								
Miscellaneous								
Unclassified								
Total domestic relations								
Estate:								
Probate/wills/intestate								
Guardianship/conservatorship/trusteeship								
Miscellaneous estate								
Unclassified estate								
Total estate								
Mental health								
Appeal:								
Appeal of administrative agency case								
Appeal of trial court case								
Total civil appeals								
Miscellaneous civil								
Unclassified civil								
Total civil								

AGE OF PENDING CASELOAD (DAYS)

	0-30 days	31-60 days	61-90 days	91-180 days	181-360 days	361-720 days	over 720 days	Average age of pending cases
CRIMINAL:								
Felony								
Misdemeanor								
DWI/DUI								
Appeal								
Miscellaneous criminal								
Unclassified criminal								
Total criminal								
TRAFFIC/OTHER VIOLATION:								
Moving traffic violation								
Ordinance violation								
Parking violation								
Miscellaneous traffic								
Unclassified traffic								
Total traffic/other violation								
JUVENILE:								
Criminal-type petition								
Status offense								
Child-victim petition								
Miscellaneous juvenile								
Unclassified juvenile								
Total juvenile								
GRAND TOTAL								
Drug cases								
OTHER PROCEEDINGS:								
Postconviction remedy								
Preliminary hearings								
Sentence review only								
Extraordinary writs								
Total other proceedings								

Appendix 4: *State Populations*

State Populations

Resident Population, 2001

State or territory	Population (in thousands)		
	2001 Juvenile	2001 Adult	2001 Total
Alabama	1,129	3,335	4,464
Alaska	193	442	635
Arizona	1,412	3,896	5,307
Arkansas	684	2,008	2,692
California	9,419	25,082	34,501
Colorado	1,131	3,287	4,418
Connecticut	846	2,579	3,425
Delaware	197	599	796
District of Columbia	115	457	572
Florida	3,738	12,658	16,397
Georgia	2,222	6,162	8,384
Hawaii	299	926	1,224
Idaho	376	945	1,321
Illinois	3,258	9,224	12,482
Indiana	1,584	4,531	6,115
Iowa	734	2,189	2,923
Kansas	714	1,981	2,695
Kentucky	1,000	3,065	4,066
Louisiana	1,219	3,246	4,465
Maine	304	983	1,287
Maryland	1,376	3,999	5,375
Massachusetts	1,506	4,874	6,379
Michigan	2,608	7,383	9,991
Minnesota	1,303	3,670	4,972
Mississippi	780	2,078	2,858
Missouri	1,436	4,194	5,630
Montana	231	674	904
Nebraska	451	1,263	1,713
Nevada	539	1,567	2,106
New Hampshire	315	944	1,259
New Jersey	2,104	6,380	8,484
New Mexico	512	1,317	1,829
New York	4,696	14,316	19,011
North Carolina	1,997	6,189	8,186
North Dakota	159	476	634
Ohio	2,889	8,485	11,374
Oklahoma	896	2,564	3,460
Oregon	858	2,615	3,473
Pennsylvania	2,924	9,363	12,287
Puerto Rico	1,114	2,726	3,840

State Populations

Resident Population, 2001 (continued)

State or territory	Population (in thousands)		
	2001 Juvenile	2001 Adult	2001 Total
Rhode Island	250	809	1,059
South Carolina	1,024	3,039	4,063
South Dakota	203	554	757
Tennessee	1,412	4,328	5,740
Texas	6,014	15,311	21,325
Utah	731	1,539	2,270
Vermont	148	465	613
Virginia	1,768	5,420	7,188
Washington	1,539	4,449	5,988
West Virginia	402	1,400	1,802
Wisconsin	1,377	4,024	5,402
Wyoming	129	365	494

Source: U.S. Bureau of the Census, 2002.

Total State Population for Trend Tables, 1992-2001

State or territory	Population (in thousands)									
	1992	1993	1994	1995	1996	1997	1998	1999	2000	2001
Alabama	4,136	4,187	4,219	4,253	4,273	4,319	4,352	4,370	4,447	4,464
Alaska	587	599	606	603	607	609	614	620	627	635
Arizona	3,832	3,936	4,075	4,218	4,428	4,555	4,668	4,778	5,131	5,307
Arkansas	2,399	2,424	2,453	2,484	2,510	2,523	2,539	2,551	2,673	2,692
California	30,867	31,211	31,431	31,590	31,878	32,268	32,666	33,145	33,872	34,501
Colorado	3,470	3,566	3,656	3,746	3,823	3,893	3,971	4,056	4,301	4,418
Connecticut	3,281	3,277	3,275	3,275	3,274	3,270	3,274	3,282	3,406	3,425
Delaware	689	700	707	717	725	732	744	753	784	796
District of Columbia	589	578	570	555	543	529	523	519	572	572
Florida	13,488	13,679	13,953	14,165	14,400	14,654	14,916	15,111	15,982	16,397
Georgia	6,751	6,917	7,055	7,201	7,353	7,486	7,642	7,788	8,186	8,384
Hawaii	1,160	1,172	1,178	1,187	1,184	1,187	1,193	1,185	1,212	1,224
Idaho	1,067	1,099	1,133	1,163	1,189	1,210	1,229	1,252	1,294	1,321
Illinois	11,631	11,697	11,751	11,830	11,847	11,896	12,045	12,128	12,419	12,482
Indiana	5,622	5,713	5,752	5,803	5,841	5,864	5,899	5,943	6,080	6,115
Iowa	2,812	2,814	2,829	2,842	2,852	2,852	2,862	2,870	2,926	2,923
Kansas	2,523	2,531	2,554	2,566	2,572	2,595	2,629	2,654	2,688	2,695
Kentucky	3,755	3,789	3,827	3,861	3,884	3,908	3,936	3,961	4,042	4,066
Louisiana	4,287	4,295	4,315	4,342	4,351	4,352	4,369	4,372	4,469	4,465
Maine	1,235	1,239	1,241	1,241	1,243	1,242	1,245	1,253	1,275	1,287
Maryland	4,908	4,965	5,006	5,042	5,072	5,094	5,135	5,171	5,296	5,375
Massachusetts	5,988	6,012	6,041	6,074	6,092	6,118	6,147	6,175	6,349	6,379
Michigan	9,437	9,478	9,496	9,549	9,594	9,774	9,818	9,864	9,938	9,991
Minnesota	4,480	4,517	4,567	4,609	4,658	4,686	4,725	4,776	4,920	4,972
Mississippi	2,614	2,643	2,669	2,697	2,716	2,731	2,752	2,769	2,845	2,858
Missouri	5,193	5,234	5,278	5,324	5,359	5,402	5,439	5,468	5,595	5,630
Montana	824	839	856	870	879	879	880	883	902	904
Nebraska	1,606	1,607	1,623	1,637	1,652	1,657	1,663	1,666	1,711	1,713
Nevada	1,327	1,389	1,457	1,531	1,603	1,677	1,747	1,809	1,998	2,106
New Hampshire	1,111	1,125	1,137	1,148	1,162	1,173	1,185	1,201	1,236	1,259
New Jersey	7,789	7,879	7,903	7,946	7,988	8,053	8,115	8,143	8,414	8,484
New Mexico	1,581	1,616	1,653	1,685	1,713	1,730	1,737	1,740	1,819	1,829
New York	18,119	18,197	18,169	18,136	18,185	18,137	18,176	18,197	18,976	19,011
North Carolina	6,843	6,945	7,070	7,195	7,323	7,425	7,547	7,651	8,049	8,186
North Dakota	636	635	638	641	645	641	639	634	642	634
Ohio	11,016	11,091	11,102	11,151	11,173	11,186	11,209	11,257	11,353	11,374
Oklahoma	3,212	3,231	3,258	3,278	3,301	3,317	3,347	3,358	3,451	3,460
Oregon	2,977	3,032	3,086	3,141	3,204	3,243	3,282	3,316	3,421	3,473
Pennsylvania	12,009	12,048	12,053	12,072	12,056	12,020	12,002	11,994	12,281	12,287
Puerto Rico	3,522	3,622	3,686	3,719	3,733	3,806	3,857	3,890	3,809	3,840
Rhode Island	1,005	1,000	997	990	990	987	989	991	1,048	1,059
South Carolina	3,603	3,643	3,664	3,673	3,699	3,760	3,836	3,886	4,012	4,063
South Dakota	711	715	721	729	732	738	738	733	755	757
Tennessee	5,024	5,099	5,175	5,256	5,320	5,368	5,430	5,484	5,689	5,740
Texas	17,656	18,031	18,378	18,724	19,128	19,439	19,759	20,044	20,852	21,325
Utah	1,813	1,860	1,908	1,952	2,000	2,059	2,099	2,130	2,233	2,270
Vermont	570	576	581	585	589	589	591	593	609	613
Virginia	6,377	6,491	6,552	6,619	6,675	6,734	6,792	6,873	7,079	7,188
Washington	5,136	5,255	5,343	5,431	5,533	5,610	5,689	5,756	5,894	5,988
West Virginia	1,812	1,820	1,822	1,828	1,826	1,816	1,811	1,807	1,808	1,802
Wisconsin	5,007	5,038	5,081	5,123	5,160	5,170	5,223	5,250	5,364	5,402
Wyoming	466	470	476	480	481	480	481	480	494	494
TOTAL	258,553	257,904	264,026	266,477	269,018	271,442	274,156	276,578	285,231	288,637

Source: U.S. Bureau of the Census, 2002.

State Court Organization 1998

The Bureau of Justice Statistics and the National Center for State Courts announce *State Court Organization, 1998*. Copies are available from the National Criminal Justice Reference Service and also on the Internet at <http://www.ojp.usdoj.gov/bjs/abstract/sco98.htm>. The newest edition covers most of the topics included in the 1993 edition and several new topics as well. Notable additions are tables on court automation, specialized courts, the administrative authority of presiding trial court judges, and the processing of domestic violence cases. A table of contents appears below:

1. **Courts and Judges**
 - 1 Appellate Courts in the United States
 - 2 Number of Appellate Court Justices
 - 3 Trial Courts and Trial Court Judges of the United States
2. **Judicial Selection and Service**
 - 4 Selection of Appellate Court Judges
 - 5 Terms of Appellate Court Judges
 - 6 Qualifications to Serve as an Appellate Court Judge
 - 7 Selection and Terms of Trial Court Judges
 - 8 Qualifications to Serve as a Trial Court Judge
 - 9 Judicial Nominating Commissions
 - 10 Provisions for Mandatory Judicial Education
 - 11 Judicial Performance Evaluation
 - 12 Judicial Discipline: Investigating and Adjudicating Bodies
3. **The Judicial Branch: Governance, Funding, and Administration**
 - 13 Governance of the Judicial Branch
 - 14 The Rule Making Authority of Courts of Last Resort by Specific Areas
 - 15 Judicial Councils and Conferences: Composition and Function
 - 16 Judicial Compensation Commissions
 - 17 Preparation and Submission of the Judicial Branch Budget
 - 18 Sources of Trial Court Funding and Staffing by Selected Expenditure Items
 - 19 Appellate Court Responsibilities and Staffing by Function
 - 20 Administrative Office of the Courts: Trial Court Responsibilities and Staffing by Function
 - 21 Court Automation
4. **Appellate Courts: Jurisdiction, Staffing, and Procedures**
 - 22 Mandatory and Discretionary Jurisdiction of Appellate Courts
 - 23 Structure of Panels Reviewing Discretionary Petitions
 - 24 Clerks of Appellate Courts: Numbers and Method of Selection
 - 25 Provisions of Law Clerks to Appellate Court Judges
 - 26 Expediting Procedures in Appellate Courts
- 27 Special Calendars in Appellate Courts
- 28 Limitations on Oral Argument in Appellate Courts
- 29 Type of Court Hearing Administrative Agency Appeals
5. **Trial Courts: Administration, Procedures, Specialized Jurisdiction**
 - 30 Authority of Administrative Judges
 - 31 Trial Court Clerks
 - 32 Trial Court Administrators
 - 33 Specialized Court Jurisdiction: Drug Courts
 - 34 Specialized Court Jurisdiction: Family Courts
 - 35 Provisions for Processing Domestic Violence Cases
 - 36 Tribal Courts
 - 37 Media Coverage of Trial and Appellate Courts
 - 38 The Defense of Insanity: Standards and Procedures
6. **The Jury**
 - 39 Trial Juries: Qualifications and Source Lists for Juror Service
 - 40 Trial Juries: Exemptions, Excusals, and Fees
 - 41 Trial Juries: Who Conducts Voir Dire and the Allocation of Peremptory Challenges
 - 42 Trial Juries: Size and Verdict Rules
 - 43 Grand Juries: Composition and Functions
7. **The Sentencing Context**
 - 44 Sentencing Statutes: Key Definitions and Provisions for Sentence Enhancement
 - 45 Jurisdiction for Adjudication and Sentencing of Felony Cases
 - 46 Sentencing Procedures in Capital and Non-Capital Felony Cases
 - 47 The Availability of Intermediate Sanctions
 - 48 Active Sentencing Commissions/Sentencing Guideline Systems
 - 49 Collateral Consequences of a Felony Conviction
 - 50 Good Time Accumulation and Parole
8. **Court Structure Charts**

State Court Organization, 1998, the fourth in a series initiated in 1980, is a joint effort by the Bureau of Justice Statistics, the Conference of State Court Administrators, and the National Center for State Courts.

THE NATIONAL
CENTER
FOR STATE
COURTS



WILLIAMSBURG, VA

300 Newport Avenue (23185)
P.O. Box 8798
Williamsburg, VA 23187-8798

DENVER, CO

1331 17th St., Ste. 402
Denver, CO 80202-1554

ARLINGTON, VA

2425 Wilson Blvd., Ste. 350
Arlington, VA 22201

Association Services

(800) 616-6165

Consulting

(800) 466-3063

Education

(800) 616-6206

Government Relations

(800) 532-0204

Information

(800) 616-6164

International Programs

(800) 797-2545

Publications

(888) 228-6272

Research

(800) 616-6109

Technology

(888) 846-6746

The National Center for State Courts is an independent, nonprofit, tax-exempt organization in accordance with Section 501(c)(3) of the Internal Revenue code. To find out about supporting the work and mission of The National Center, contact The National Center's Development Office at 1-800-616-6110, or development@ncsc.dni.us.

A joint project of the Conference of State Court Administrators,
the Bureau of Justice Statistics, and NCSC



National Center for State Courts
ISBN 0-89656-222-0