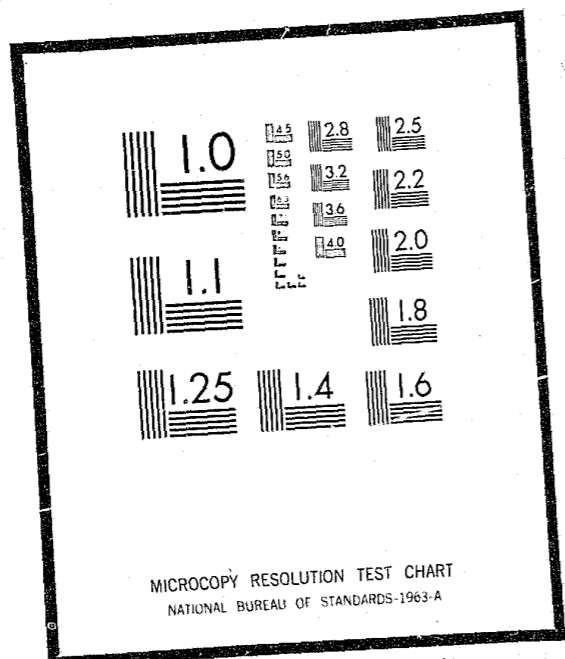


NCJRS

This microfiche was produced from documents received for inclusion in the NCJRS data base. Since NCJRS cannot exercise control over the physical condition of the documents submitted, the individual frame quality will vary. The resolution chart on this frame may be used to evaluate the document quality.



Microfilming procedures used to create this fiche comply with the standards set forth in 41CFR 101-11.504

Points of view or opinions stated in this document are those of the author(s) and do not represent the official position or policies of the U.S. Department of Justice.

U.S. DEPARTMENT OF JUSTICE
LAW ENFORCEMENT ASSISTANCE ADMINISTRATION
NATIONAL CRIMINAL JUSTICE REFERENCE SERVICE
WASHINGTON, D.C. 20531

Date filmed

7/27/76

1974

ANNUAL REPORT

VOLUME II

STATISTICS

ALABAMA JUDICIAL
SYSTEM

THE APPELLATE COURTS

The Alabama Appellate Court system is composed of three constitutional courts established by the new Judicial Article approved by referendum in December, 1973. These are, as found in Article VI, Section 1, paragraph (a), a supreme court, a court of civil appeals and a court of criminal appeals.

The Supreme Court is composed of a chief justice and eight associate justices. It has jurisdiction to issue writs and orders necessary to give it general supervision and control of courts of inferior jurisdiction, to answer questions of state law certified by a court of the United States, and to hear cases and controversies so designated by law.

The Court of Criminal Appeals is composed of five judges. It has jurisdiction of criminal appeals, and final appellate jurisdiction of all misdemeanors, and of all felonies. In these matters, the Court has authority to issue and determine writs of quo warranto, mandamus, injunction and habeas corpus.

The Court of Civil Appeals consists of three judges. It has exclusive appellate jurisdiction of all suits at law where the amount at issue does not exceed \$10,000 and all appeals from administrative agencies, (other than the Alabama Public Service Commission), all appeals in domestic relations cases (including annulment, divorce, adoption, and child custody) and all extraordinary writs arising therefrom.

SUPREME COURT STATISTICS

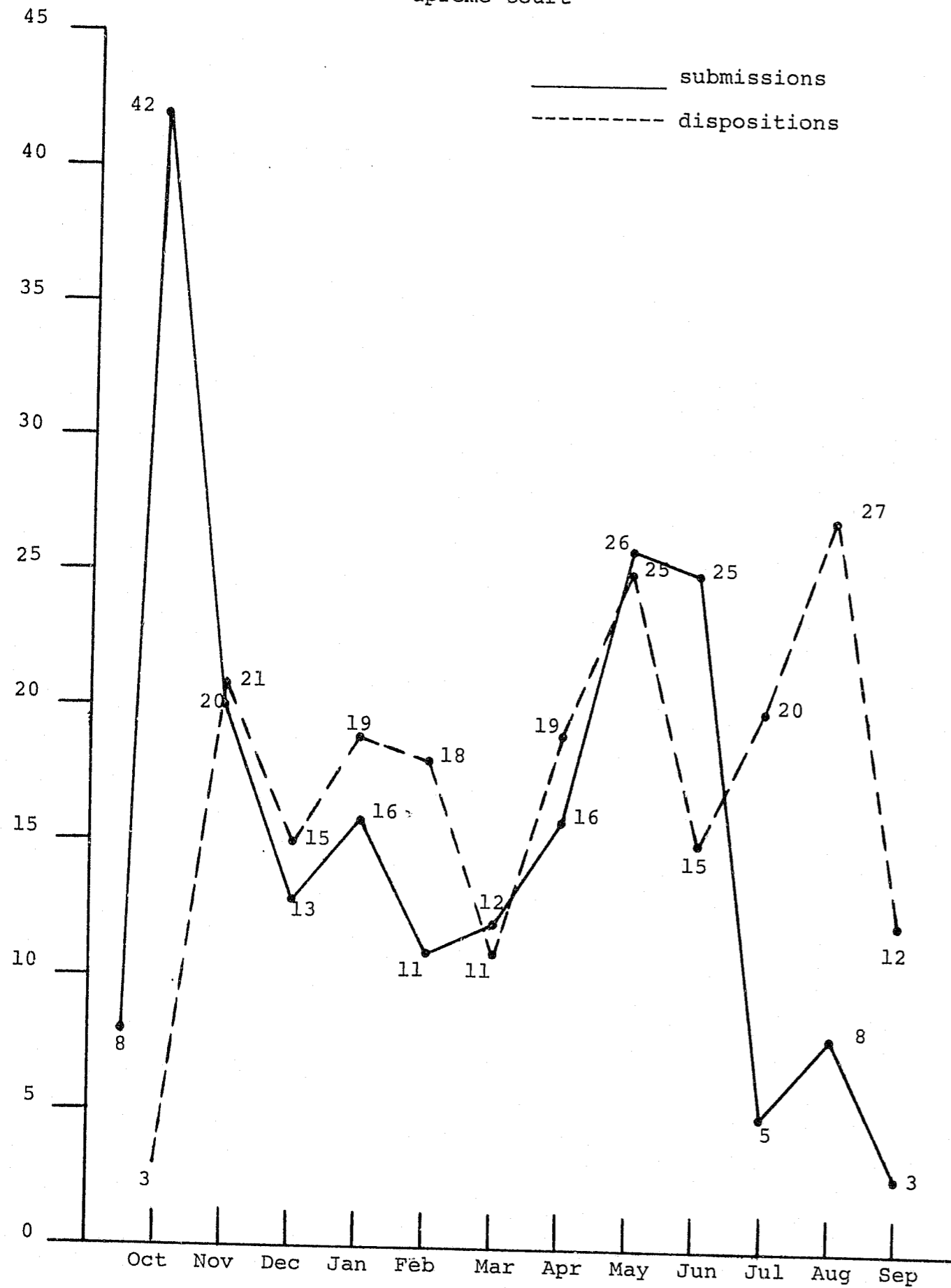
The following graph is a comparison of the number of three types of matters under consideration at six-month intervals during 1973 and 1974. Cases under submission are cases awaiting decision. Petitions for certiorari pending preliminary examination have not yet been reviewed to determine whether or not they will be heard. Petitions for certiorari pending resubmission have been through the preliminary examination, have been granted certiorari, but have not been resubmitted on briefs or oral arguments.

Supreme Court

The Supreme Court is in continuous session with the term beginning on the first Monday in October and continuing through the last day of September the ensuing year.

		<u>1973-1974</u>	
Balance Brought Forward		8	
Appeals Submitted		197	
Appeals Disposed		<u>(-)205</u>	
Balance to be carried forward			0
Petitions for Writs of Certiorari pending preliminary examination		167	
Petitions Granted	32		
Petitions Denied	133		
Petitions Dismissed	<u>2</u>	<u>(-)167</u>	
Balance to be carried forward			0
Petitions awaiting resubmission after granting of Writ of Certiorari		49	
Argued and Resubmitted	21		
Resubmitted on Briefs	19		
Writs Improvidently Granted and Withdrawn	<u>1</u>	<u>(-)41</u>	
Balance to be carried forward			8

Supreme Court



1973-74

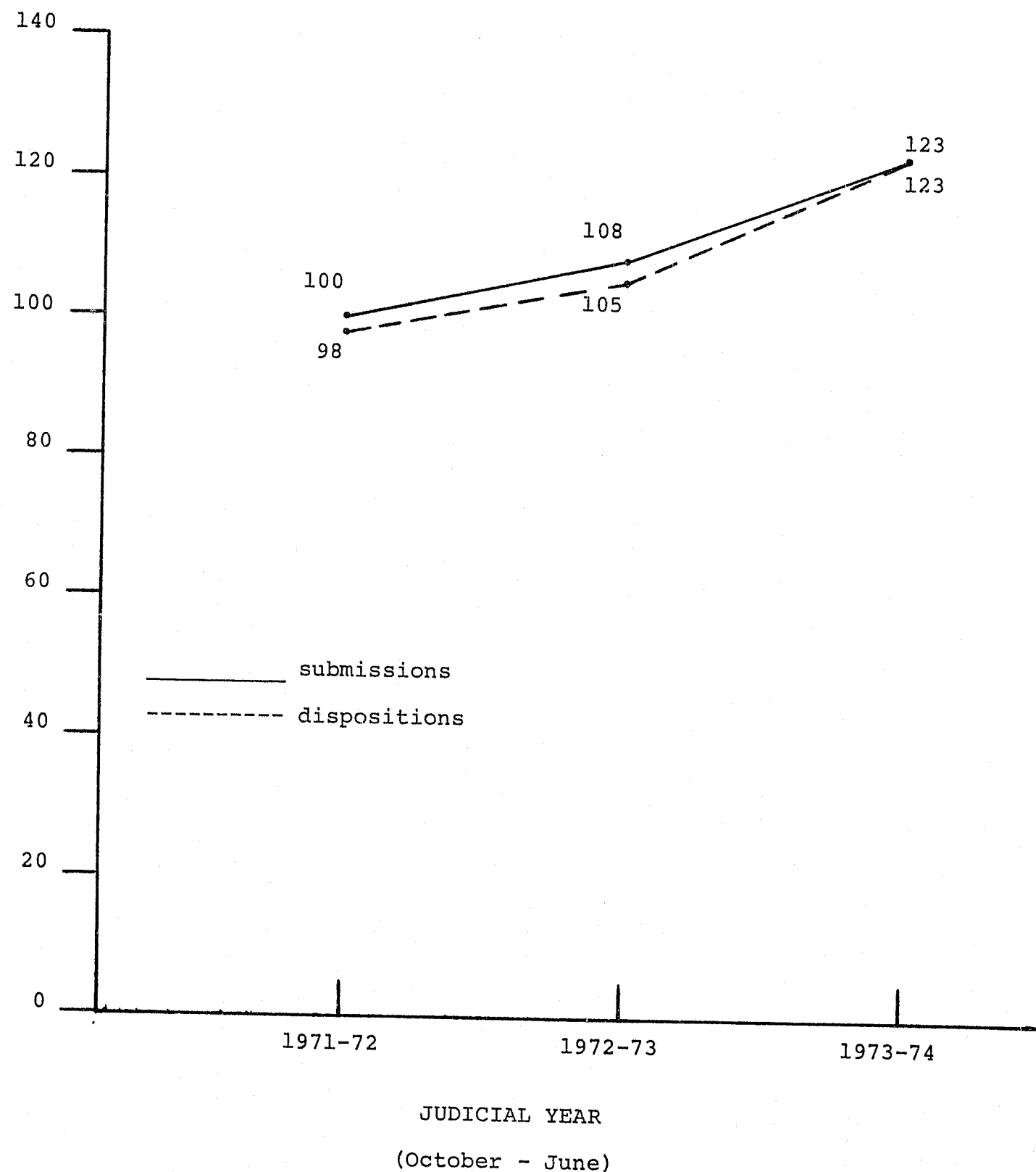
COURT OF CIVIL APPEALS

The Court of Civil Appeals is in continuous session with the term beginning on the first Monday in October in each year and continuing through the last day of June the ensuing year.

	<u>Regular Term</u>	<u>Special Term</u>	<u>TOTAL</u>
Cases submitted	103*	20	123
Cases decided	94	26	120
Cases dismissed	1	--	1
Cases transferred to Supreme Court	1	--	1
Mandamus	<u>1</u>	<u>--</u>	<u>1</u>
Cases carried forward	6	0	0

* Includes three cases brought forward from the previous term.

Court of Civil Appeals



COURT OF CRIMINAL APPEALS

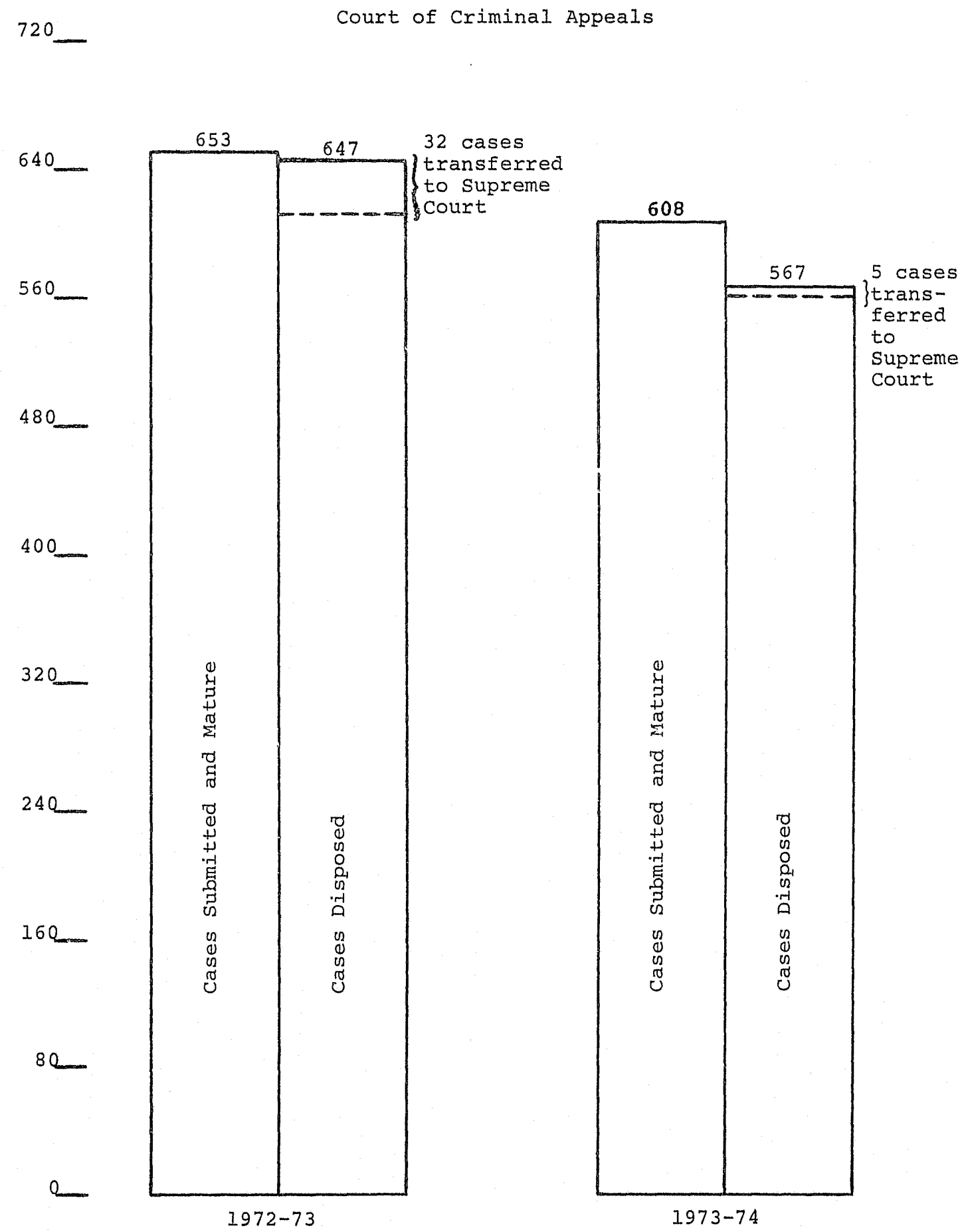
The Court of Criminal Appeals is in continuous session with the term beginning on the first Monday in October in each year and continuing through the last day in June in the ensuing year. The statistics noted below include the interim period between June and October.

	<u>1972-73</u>	<u>1973-74</u>
Cases docketed and ready for adjudication	653	608*
Cases transferred to the Supreme Court	(-) <u>32</u>	(-) <u>5</u>
	621	603
Total case disposition	(-) <u>615</u>	(-) <u>562**</u>
Cases Carried Over	6	41***

* This figure does not include 497 cases that had been docketed but had not matured. These include cases pending on certiorari in the Alabama Supreme Court, cases pending in the United States Supreme Court, and cases in which appeals had not been perfected. Thus the total true caseload of this court was 1,115 and the number not yet adjudicated at the end of the term was 538.

** This figure does not include petitions disposed of in the clerk's office at the direction of the court.

*** These cases were filed after the September 10, 1974 cut-off date for submission to judges, requests for oral arguments or briefs not filed. Also see note * above.



Circuit Court Statistics

Calendar year 1974 reflected a substantial increase in filings in all case categories. The number of criminal matters to be considered at the circuit level increased 19.1% over those filings recorded for 1973, and 32.1% over the number of criminal matters that came before the circuit courts in 1972.

Similarly, both civil and equity case filings reflected one-year gains. Civil filings were up 14.6% over those filings recorded for 1973, and 13.1% over the number of civil matters before the court in 1972. Equity matters increased 6.9% in filings over those figures recorded for 1973, and 14.0% over the filings reported for 1972.

The number of criminal dispositions recorded for calendar year 1974 reflected an increase of 22.8% over 1973 figures, and 22.6% over those dispositions of 1972. Civil dispositions were up 9.5% over calendar year 1973 figures, and 5.6% over 1972. While the number of equity case dispositions fell 6.8% from the number of 1973 dispositions, this 1974 rate was still 8.3% greater than the number of dispositions recorded in 1972.

Even though faced with mounting filings, the number of pending criminal matters was reduced by 3.7% over 1973 figures and 14.8% over the number of pending cases recorded on December 31, 1971. While the total number of cases pending on the civil side of the circuit docket was .8% greater than 1973 figures, it was 9.1% less than the pending civil figure recorded at the close of calendar year 1971. Again, while the number of pending equity cases was 6.5% greater than the 1973 figure, it reflects a 15.0% reduction over the number of pending equity matters recorded

on December 31, 1971.

The overall picture of the Alabama judiciary at the circuit level depicts continued improvements in the face of increasing demands. The total number of filings (89,608) recorded for 1974 was 12.4% greater than the year before and 17.8% greater than that total recorded for calendar year 1972. The overall productivity of the judges and clerks, measured in terms of dispositions, has shown continued increases. The 88,669 dispositions recorded for 1974 was 5.1% greater than the total number of dispositions reported in 1973, and 10.7% greater than that figure recorded in 1972. The total number of pending matters at the circuit level has been reduced to 55,332. While this figure is 1.7% greater than 1973's, it is 12.3% less than the 63,067 on December 31, 1971.

The following charts and graphs portray statewide, circuit and county statistical breakdowns of the circuit-level judicial workload.

CIRCUIT WORKLOAD/RESOURCE RATIOS

Circuit No.	Circuit Judge/Population Ratio*	Circuit Judge/Filing Ratio**	Circuit Judge/Disposed Ratio**	Circuit Judge/Pending Ratio***
1	1/59,554	1/1,637	1/1,428	1/1,391 +51****
2	1/46,092	1/743	1/836	1/459 +135
3	1/34,367	1/788	1/789	1/536 +55
4	1/58,343	1/984	1/911	1/758 +5
5	1/37,789	1/676	1/669	1/453 +271
6	1/29,007	1/753	1/753	1/470 +66
7	1/38,029	1/832	1/893	1/596 -107
8	1/44,571	1/727	1/704	1/620 -47
9	1/48,395	1/927	1/736	1/903 -306
10	1/35,833	1/918	1/943	1/568 -49
11	1/34,055	1/763	1/753	1/413 +11
12	1/29,955	1/558	1/603	1/223 -33

*Population ratio computed from 1970 census.

**Computed from Department of Court Management, 6-Month Reports. Based on a three-year average.

***Computed from Department of Court Management, 6-Month Reports. Based on # pending cases on December 31, 1974.

****Plus or Minus figure denotes increase or decrease in # pending cases on December 31, 1973.

-12-

CIRCUIT WORKLOAD/RESOURCE RATIOS

Circuit No.	Circuit Judge/Population Ratio*	Circuit Judge/Filing Ratio**	Circuit Judge/Disposed Ratio**	Circuit Judge/Pending Ratio***
13	1/39,663	1/940	1/1,084	1/697 -47
14	1/28,123	1/555	1/713	1/544 +91
15	1/55,930	1/1,749	1/1,656	1/1,067 +48
16	1/31,381	1/1,099	1/1,139	1/1,101 +101
17	1/51,443	1/844	1/804	1/484 +118
18	1/30,667	1/553	1/730	1/397 +132
19	1/41,587	1/742	1/733	1/483 +67
20	1/34,914	1/588	1/583	1/307 -20
21	1/34,906	1/824	1/859	1/540 -29
22	1/34,079	1/856	1/889	1/544 +67
23	1/40,552	1/963	1/1,179	1/710 -334
24	1/50,913	1/785	1/916	1/416 +52

*Population ratio computed from 1970 census.

**Computed from Department of Court Management, 6-Month Reports. Based on a three-year average.

***Computed from Department of Court Management, 6-Month Reports. Based on # pending cases on December 31, 1974.

****Plus or Minus figure denotes increase or decrease in # pending cases on December 31, 1973.

-13-

STATEWIDE CIRCUIT SUMMARY

TOTAL FILINGS

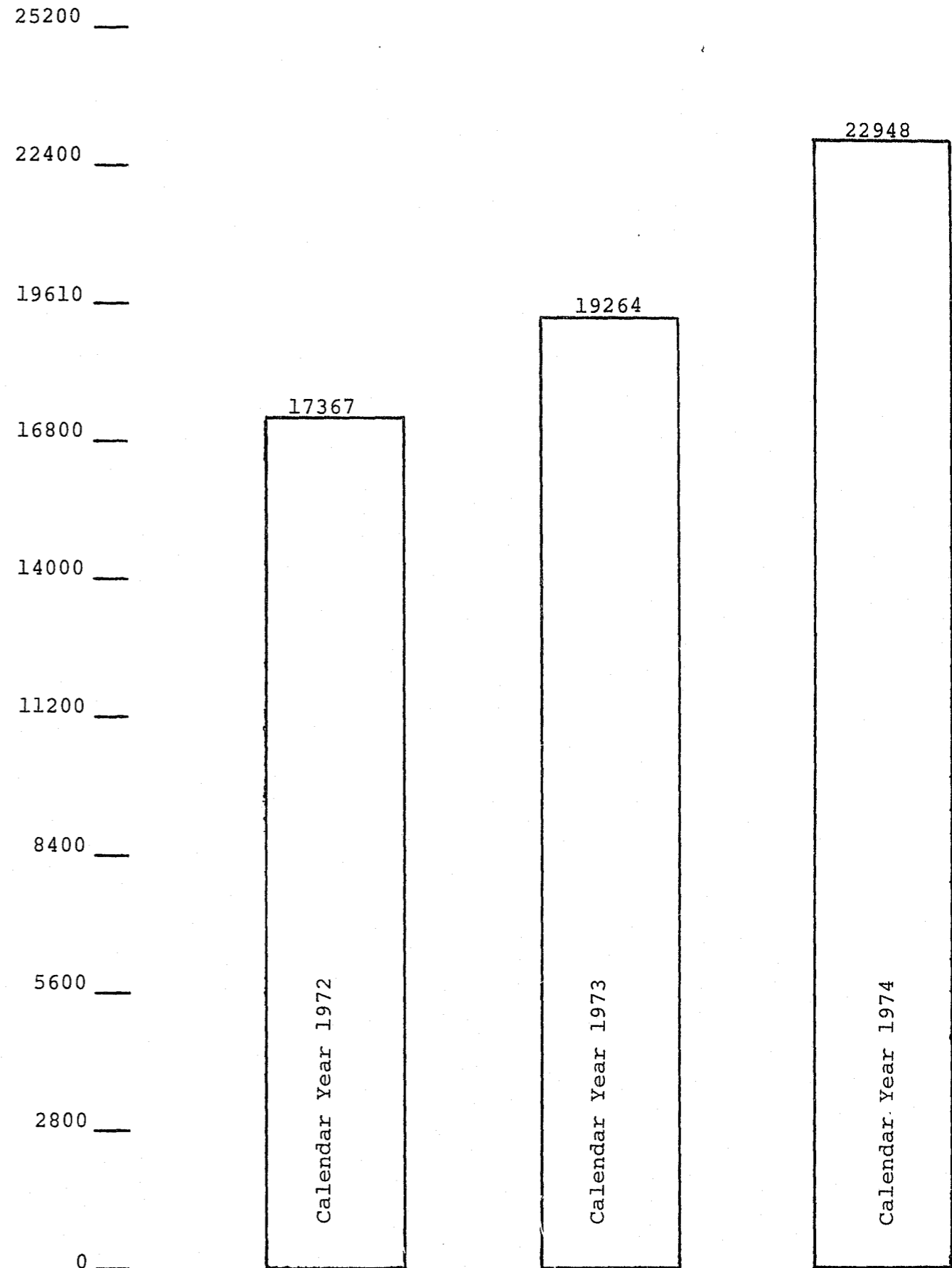
	Calendar Year 1972	Calendar Year 1973	% Change 1972-73	Calendar Year 1974	% Change 1973-74	% Change 1972-74
Criminal	17,367	19,264	10.9%	22,948	19.1%	32.1%
Civil	26,930	26,562	- 1.4%	30,457	14.6%	13.1%
Equity	31,749	33,878	6.7%	36,203	6.9%	14.0%
Total	76,046	79,704	4.8%	89,608	12.4%	17.8%

TOTAL DISPOSITIONS

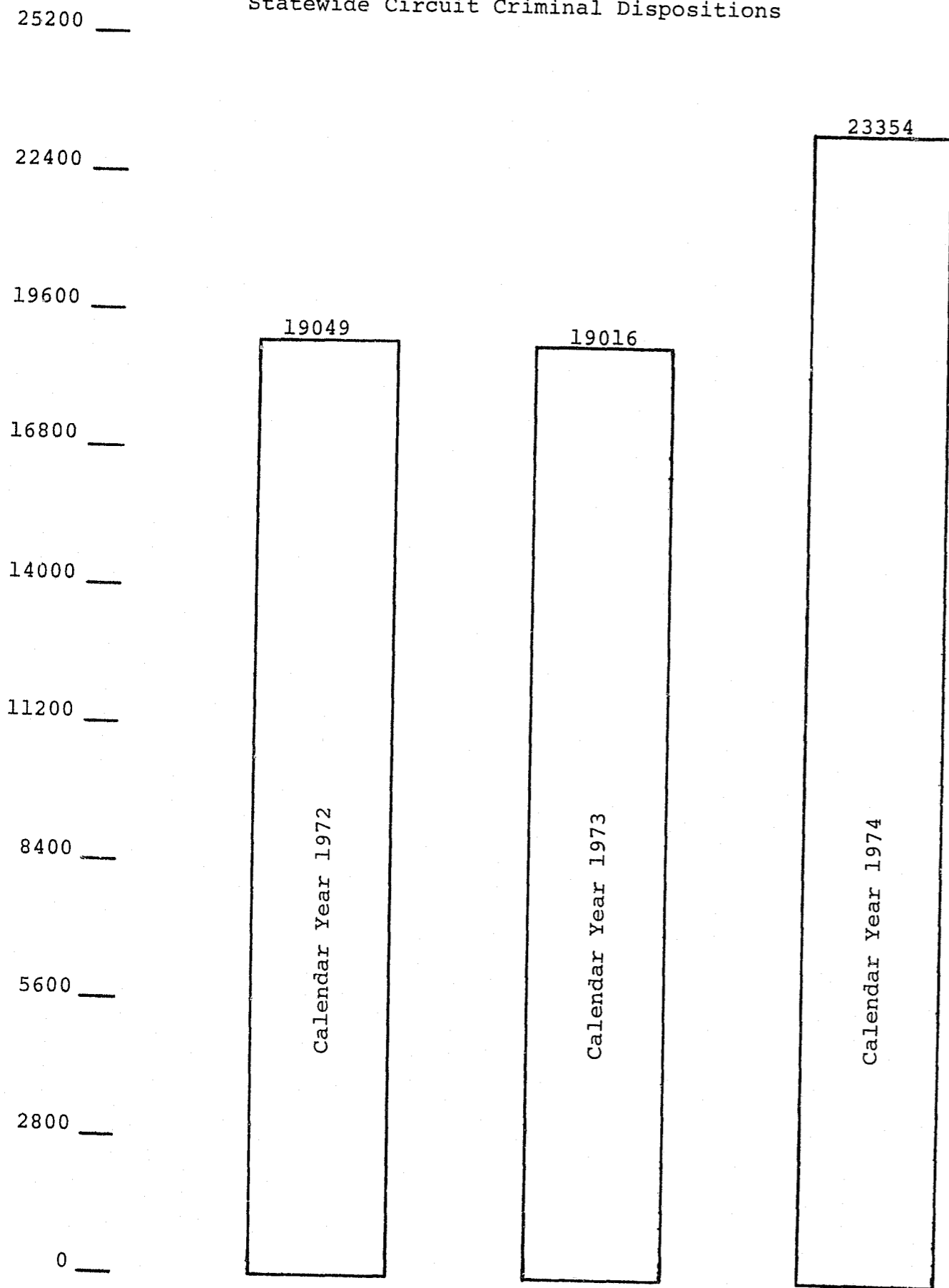
	Calendar Year 1972	Calendar Year 1973	% Change 1972-73	Calendar Year 1974	% Change 1973-74	% Change 1972-74
Criminal	19,049	19,016	- .2%	23,354	22.8%	22.6%
Civil	28,640	27,708	- 3.3%	30,244	9.5%	5.6%
Equity	32,399	37,639	16.2%	35,071	- 6.8%	8.3%
Total	80,088	84,363	5.3%	88,669	5.1%	10.7%

	Pending 12/31/71	Pending 12/31/72	% Change 1971-72	Pending 12/31/73	% Change 1972-73	Pending 12/31/74	% Change 1973-74	% Change 1971-74
Criminal	12,285	10,603	-13.7%	10,878	2.3%	10,472	- 3.7%	-14.8%
Civil	28,975	27,265	- 5.9%	26,119	- 4.2%	26,332	.8%	- 9.1%
Equity	21,807	21,157	- 3.0%	17,396	-17.8%	18,528	6.5%	-15.0%
Total	63,067	59,025	- 6.4%	54,393	- 7.9%	55,332	1.7%	-12.3%

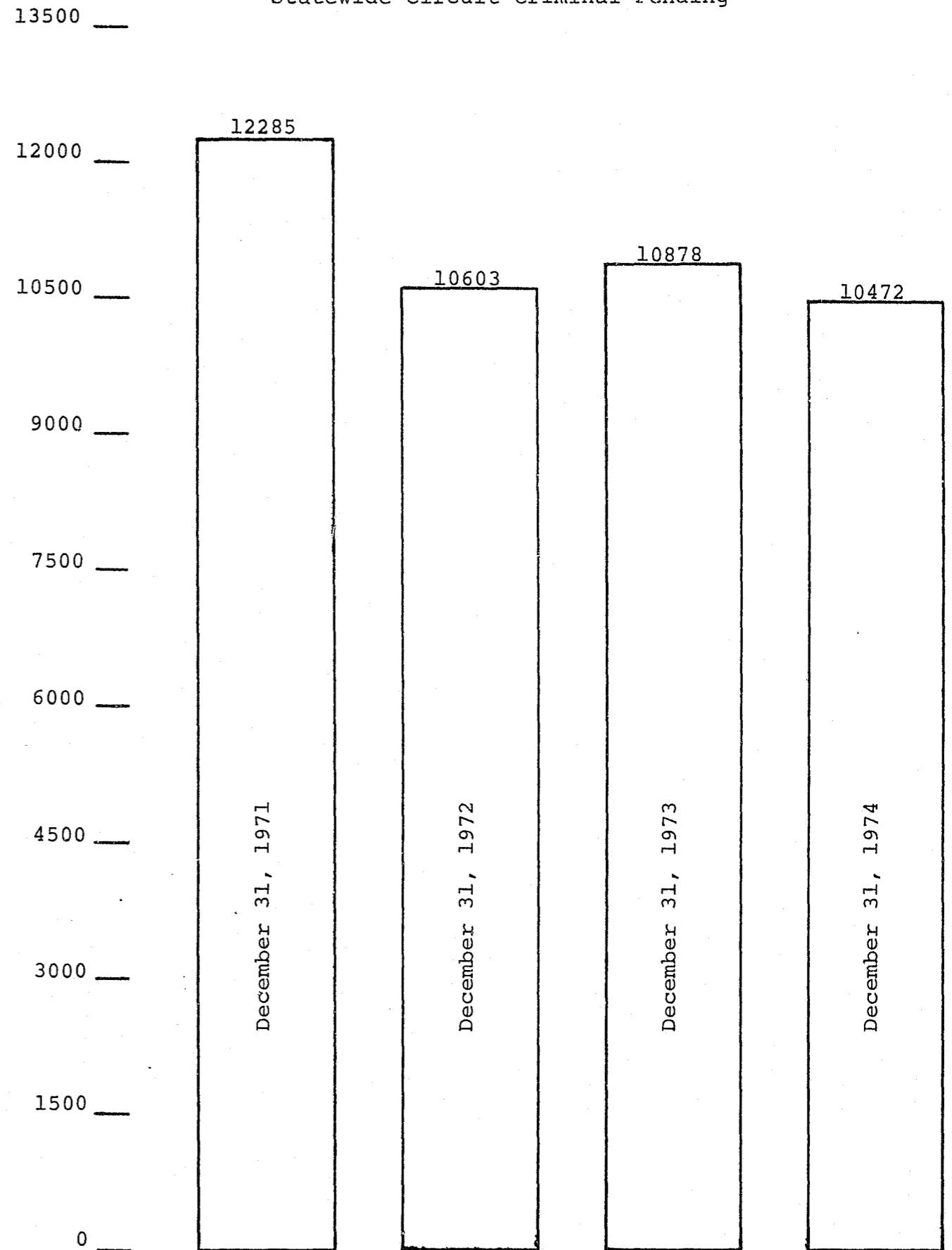
Statewide Circuit Criminal Filings



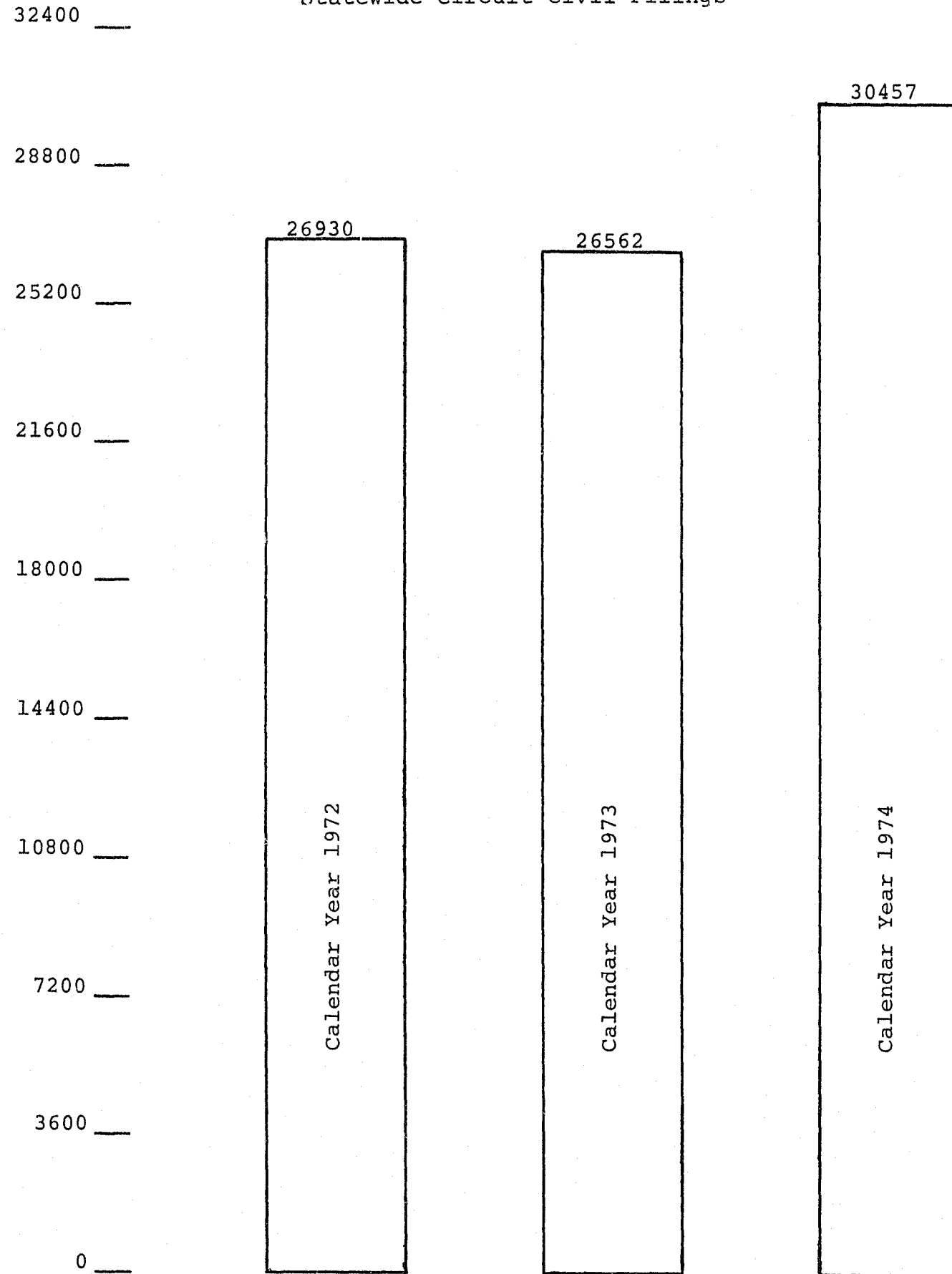
Statewide Circuit Criminal Dispositions



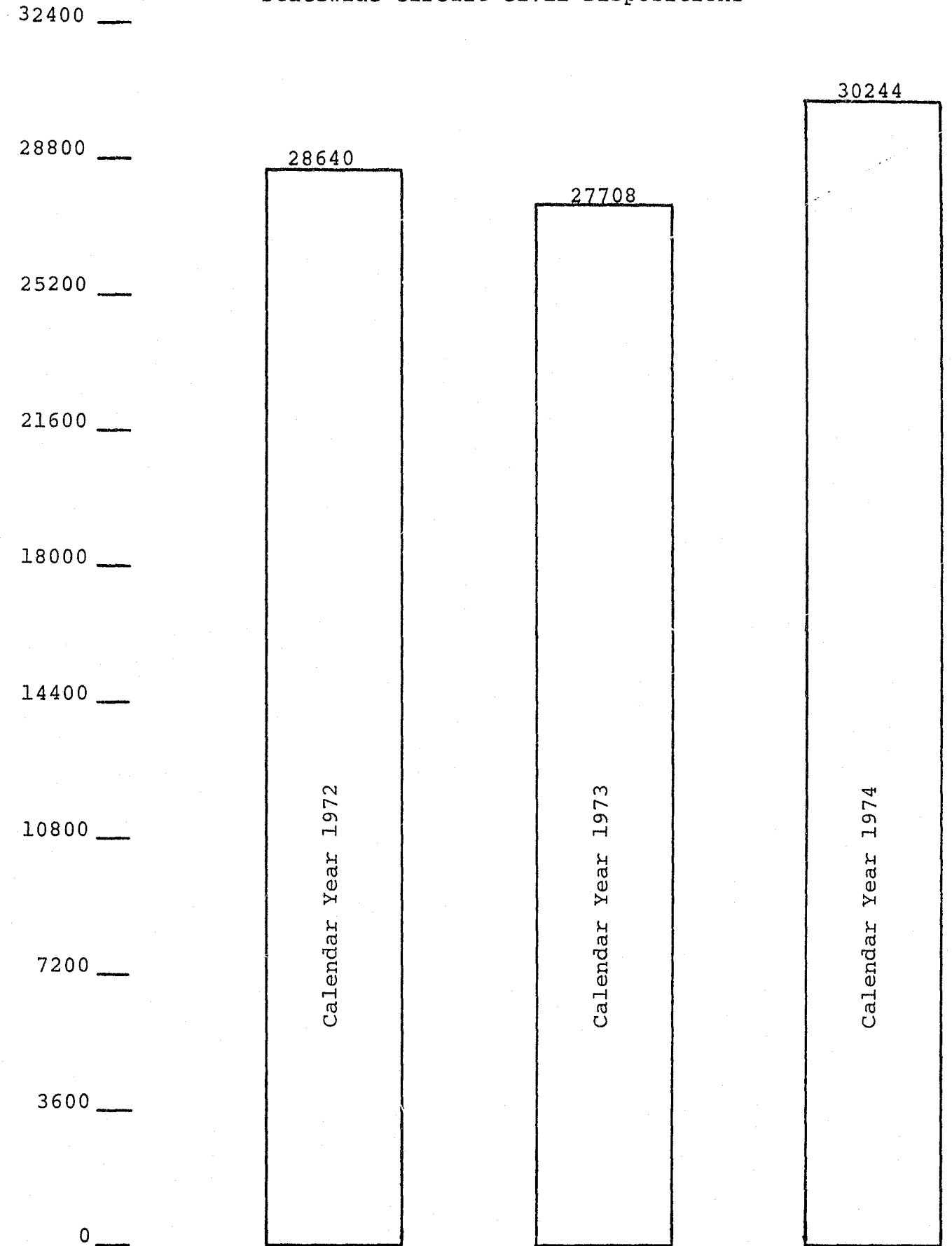
Statewide Circuit Criminal Pending



Statewide Circuit Civil Filings




Statewide Circuit Civil Dispositions




Statewide Circuit Civil Pending



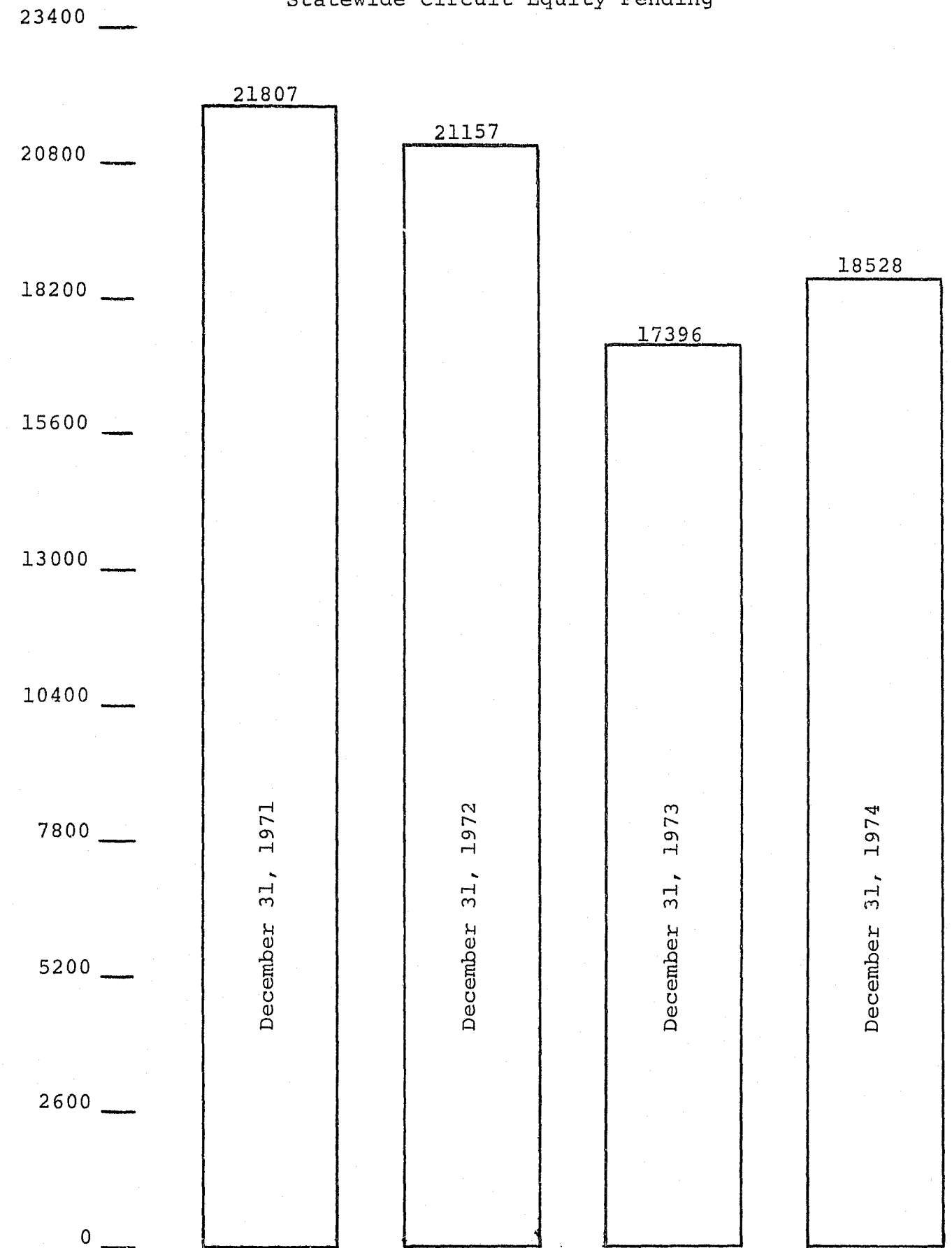
Statewide Circuit Equity Filings



Statewide Circuit Equity Dispositions

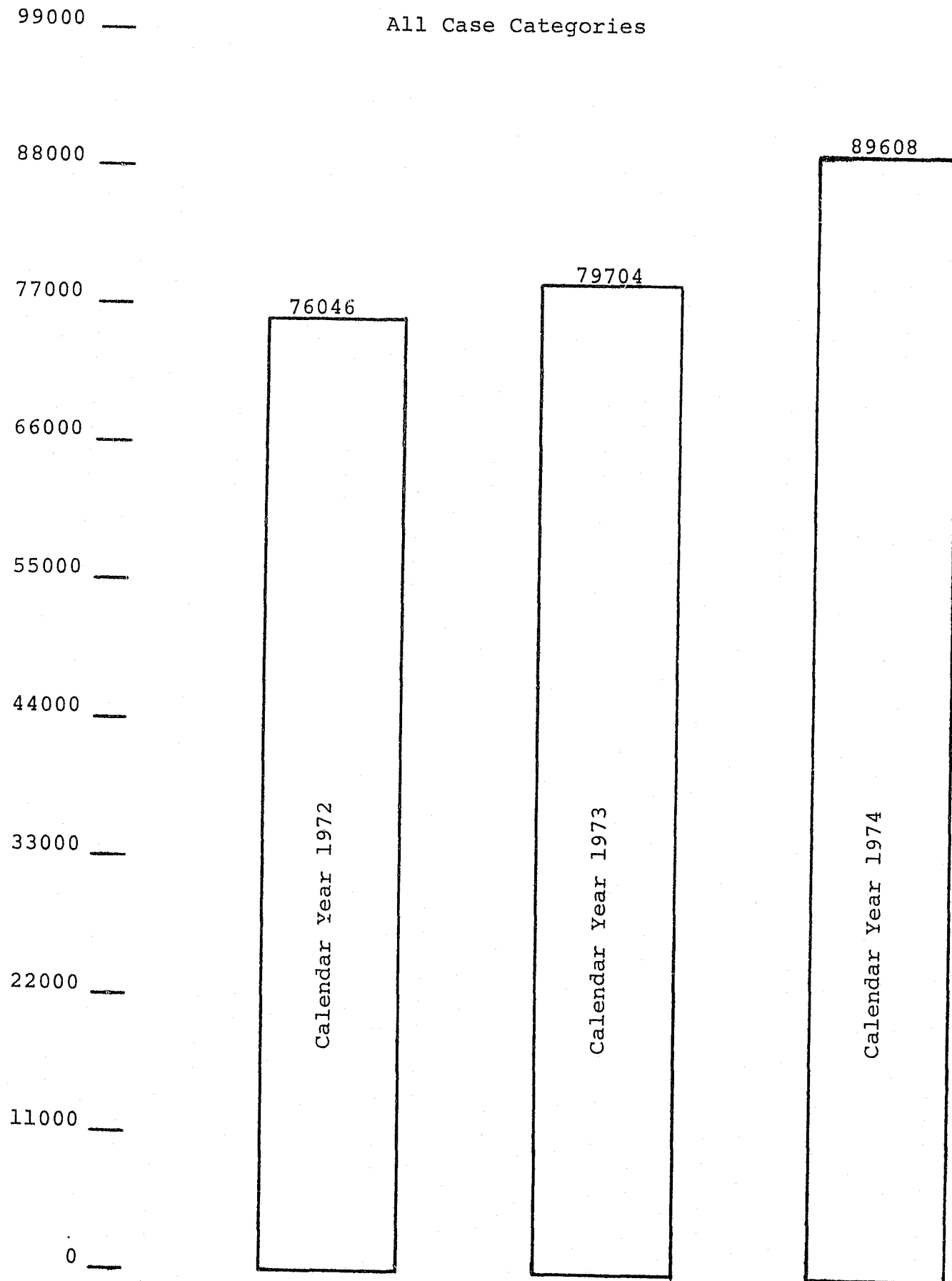


Statewide Circuit Equity Pending



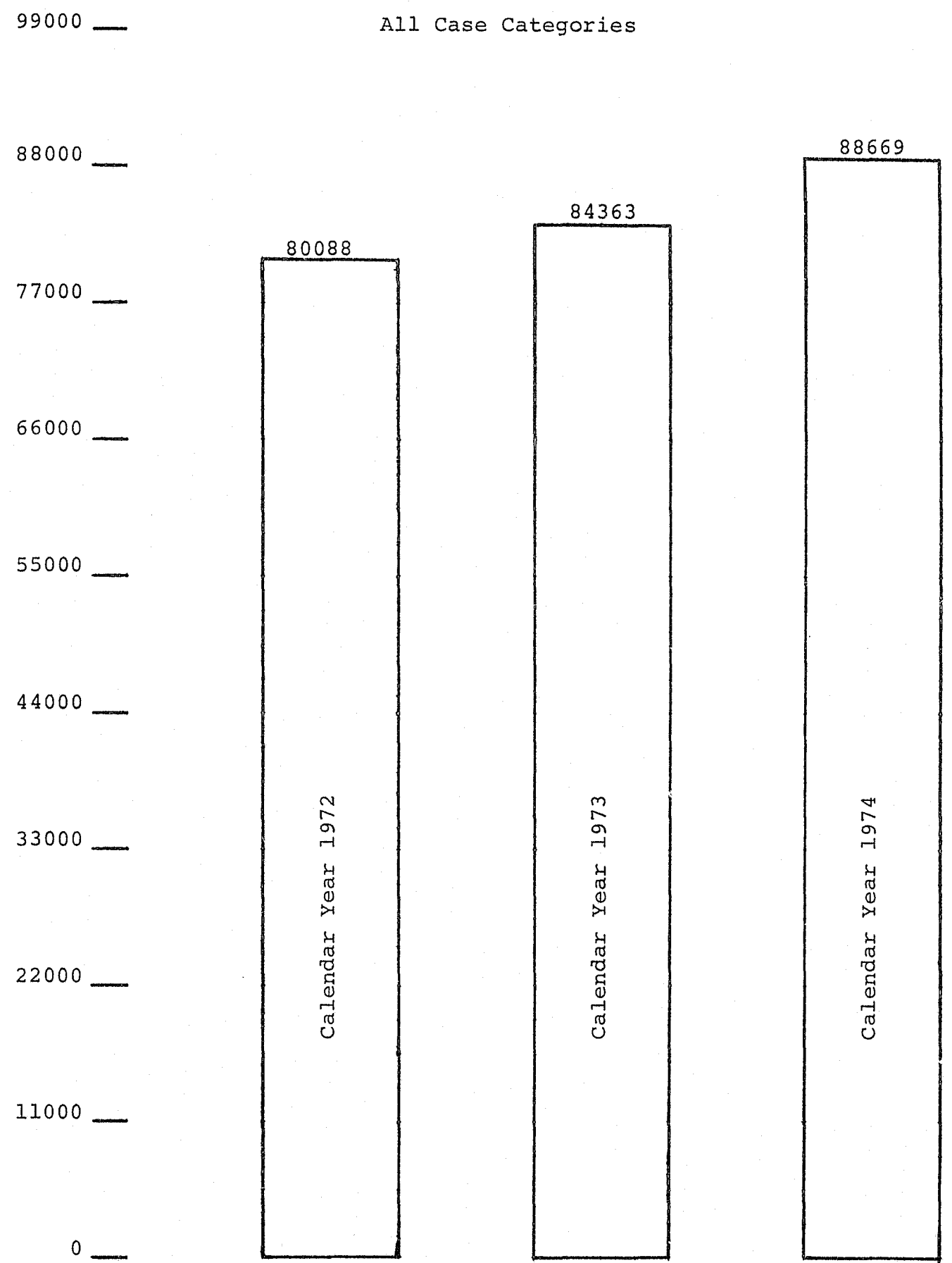
Total Statewide Circuit Filings

All Case Categories

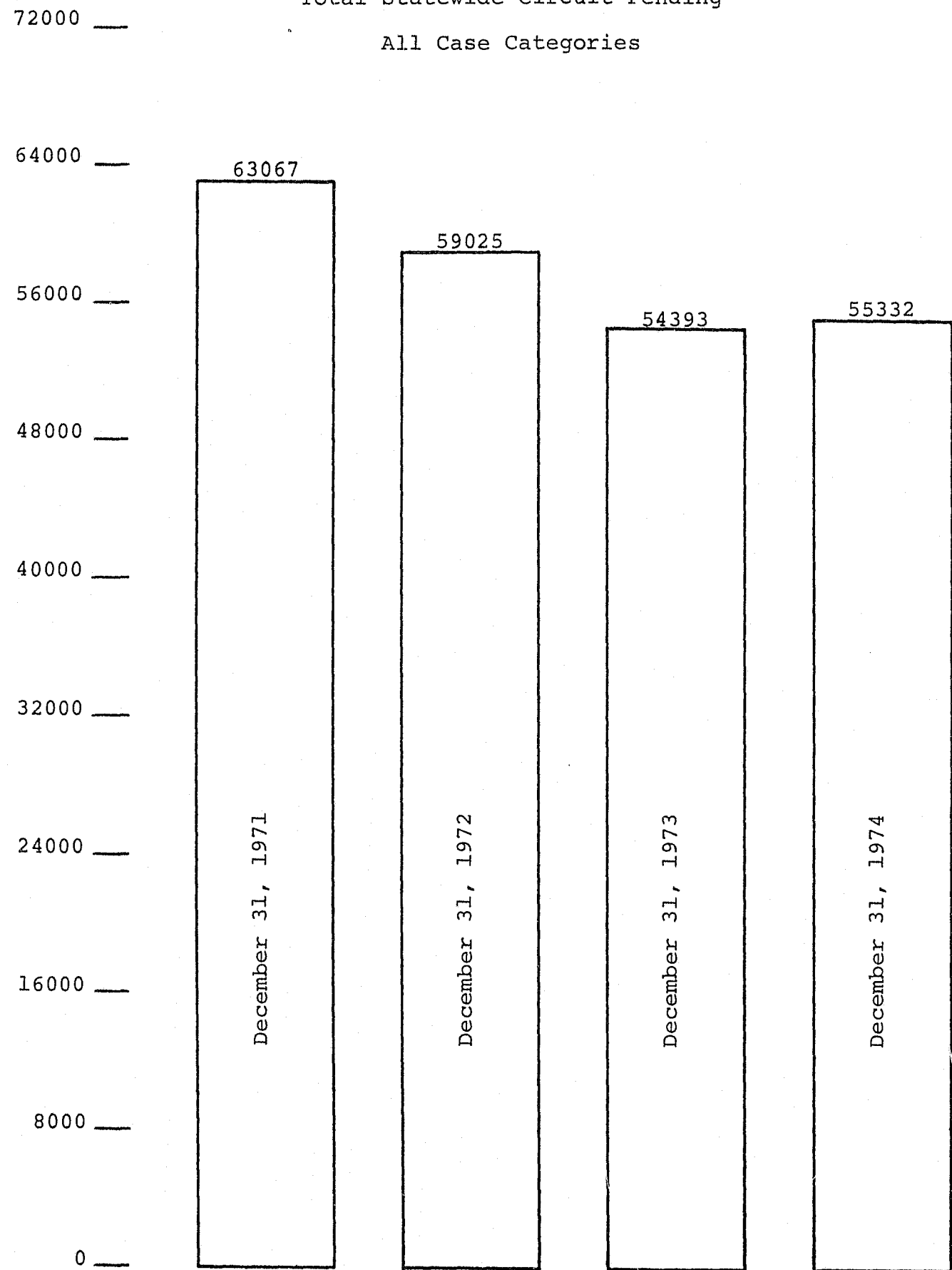


Total Statewide Circuit Dispositions

All Case Categories



Total Statewide Circuit Pending
All Case Categories



ONE-JUDGE CIRCUITS

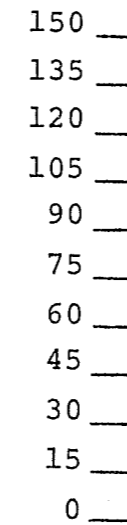
1st Judicial Circuit

Choctaw County

	TOTAL FILINGS			TOTAL DISPOSITIONS		
	Calendar Year 1973	Calendar Year 1974	% Change 1973-74	Calendar Year 1973	Calendar Year 1974	% Change 1973-74
Criminal	66	103	56.1%	67	101	50.8%
Civil	120	87	-27.5%	129	77	-40.3%
Equity	133	124	-6.8%	54	114	111.1%

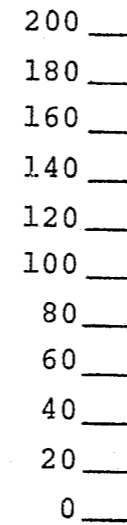
	Pending 12/31/72	Pending 12/31/73	% Change 1972-73	Pending 12/31/74	% Change 1973-74	% Change 1972-74
	Criminal	22	21	-4.5%	23	9.5%
Civil	134	125	-6.7%	135	8.0%	.8%
Equity	63	142	125.4%	152	7.0%	141.3%

1st Circuit - Choctaw County




1/1/73 to 12/31/73

Criminal



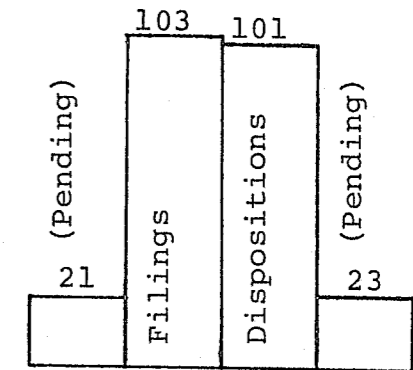
1/1/73 to 12/31/73

Civil

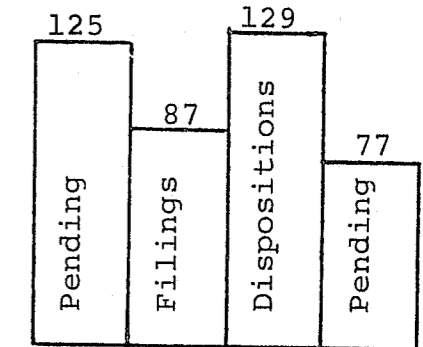


1/1/73 to 12/31/73

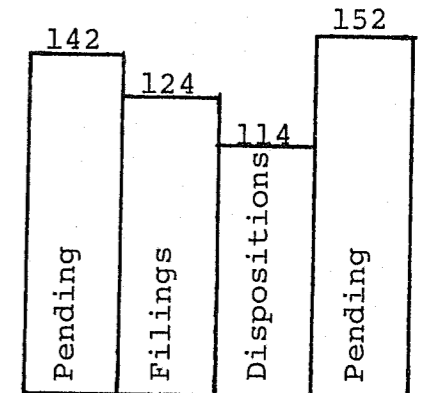
Equity



1/1/74 to 12/31/74



1/1/74 to 12/31/74



1/1/74 to 12/31/74

1st Judicial Circuit

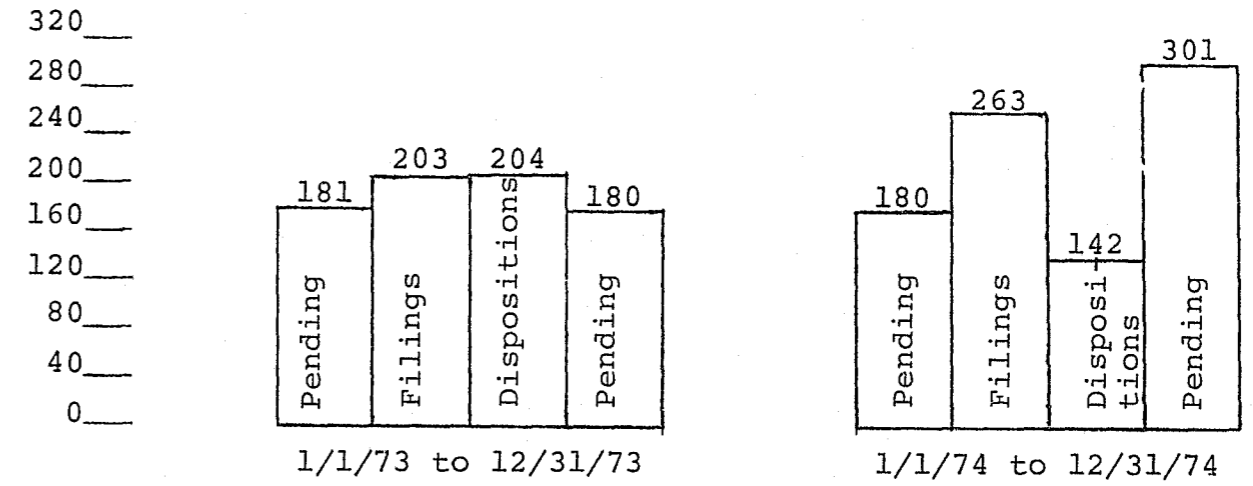
Clarke County

	TOTAL FILINGS			TOTAL DISPOSITIONS		
	Calendar Year 1973	Calendar Year 1974	% Change 1973-74	Calendar Year 1973	Calendar Year 1974	% Change 1973-74
Criminal	203	263	29.6%	204	142	-30.4%
Civil	523	420	-19.7%	258	574	122.5%
Equity	170	193	13.5%	158	182	15.2%

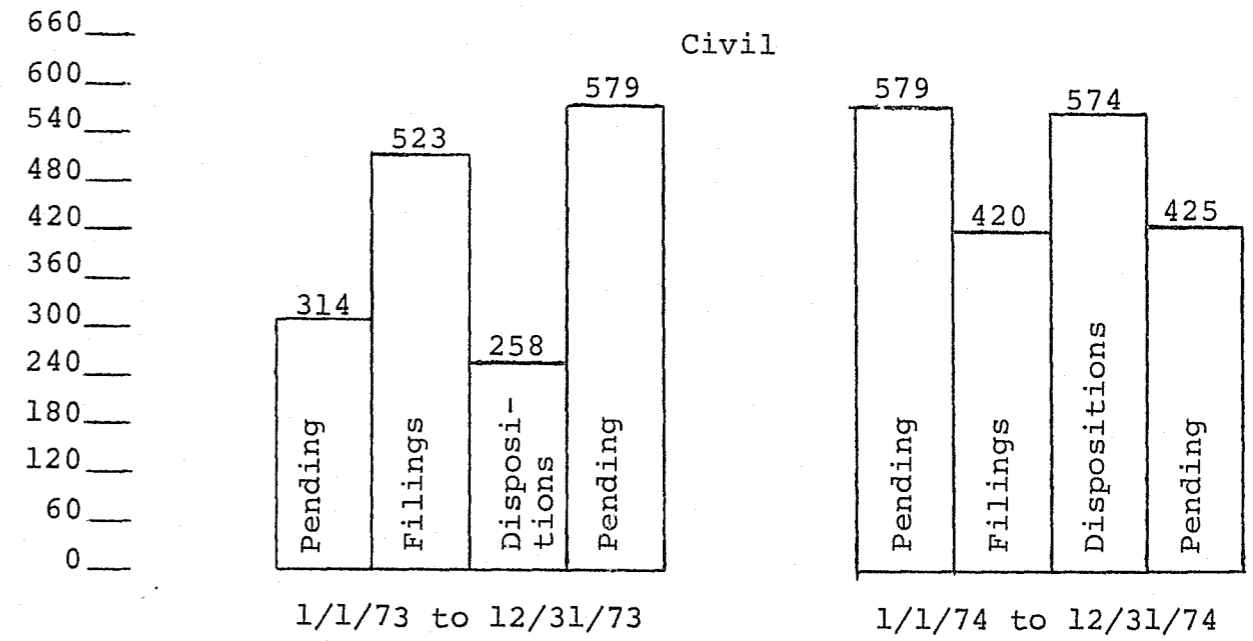
	Pending 12/31/72	Pending 12/31/73	% Change 1972-73	Pending 12/31/74	% Change 1973-74	% Change 1972-74
	Criminal	181	180	-.5%	301	67.2%
Civil	314	579	84.4%	425	-26.6%	35.4%
Equity	87	99	13.8%	110	11.1%	26.4%

1st Circuit - Clarke County

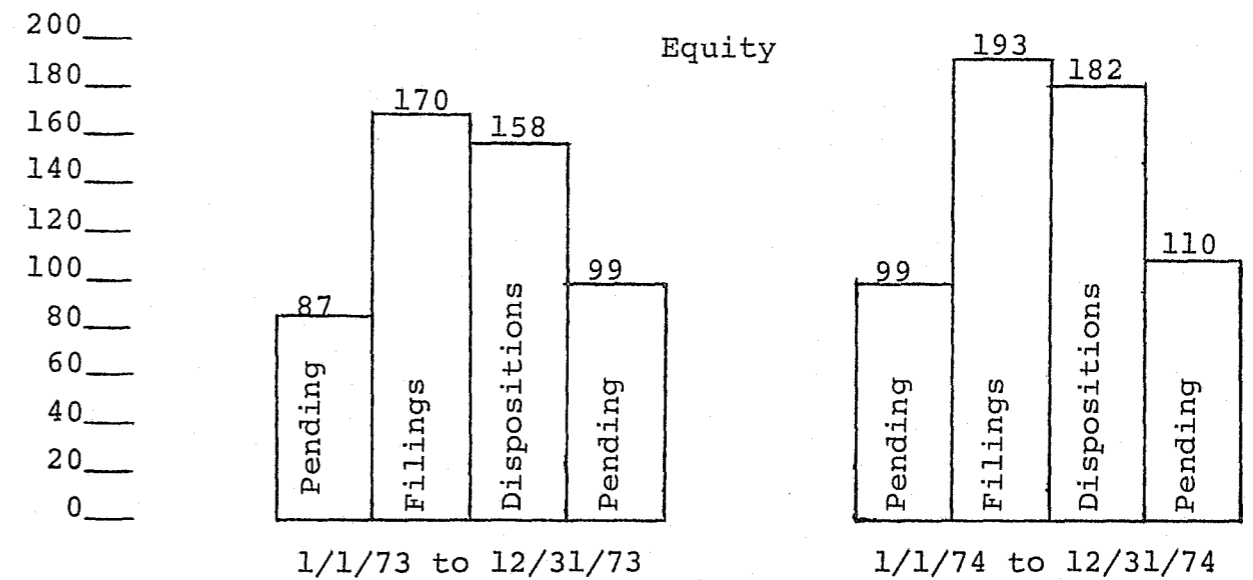
Criminal



Civil



Equity



1st Judicial Circuit

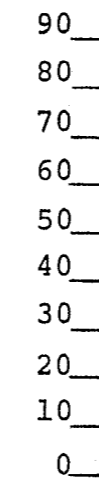
Washington County

	TOTAL FILINGS			TOTAL DISPOSITIONS		
	Calendar Year 1973	Calendar Year 1974	% Change 1973-74	Calendar Year 1973	Calendar Year 1974	% Change 1973-74
Criminal	61	78	27.9%	58	60	3.5%
Civil	154	178	15.6%	154	159	3.3%
Equity	107	157	46.7%	117	148	26.5%

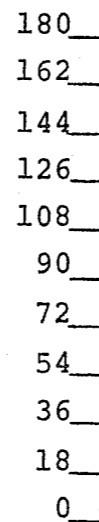
	Pending 12/31/72	Pending 12/31/73	% Change 1972-73	Pending 12/31/74	% Change 1973-74	% Change 1972-74
	Criminal	15	18*	20.0%	23	27.8%
Civil	135	135*	0	157	16.3%	16.3%
Equity	51	41*	-19.6%	65	58.5%	27.5%

* Corrected figures

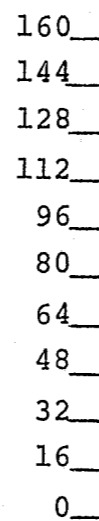
1st Circuit - Washington County



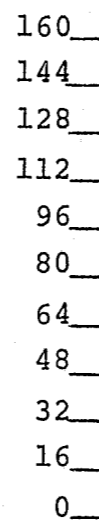
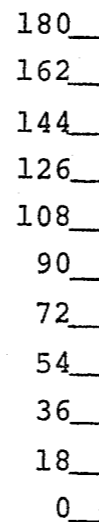
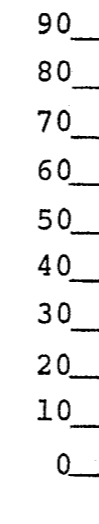
Criminal



Civil



Equity



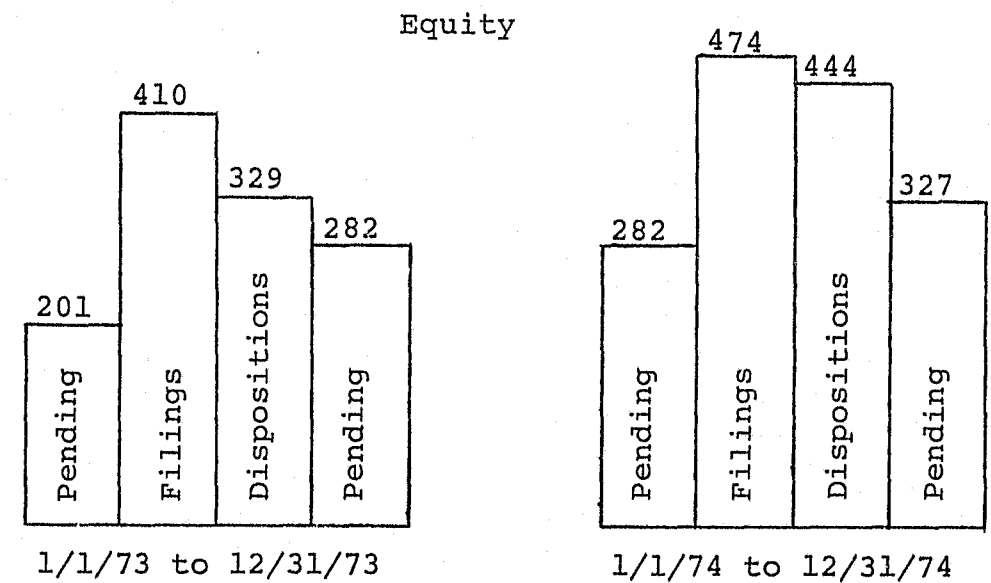
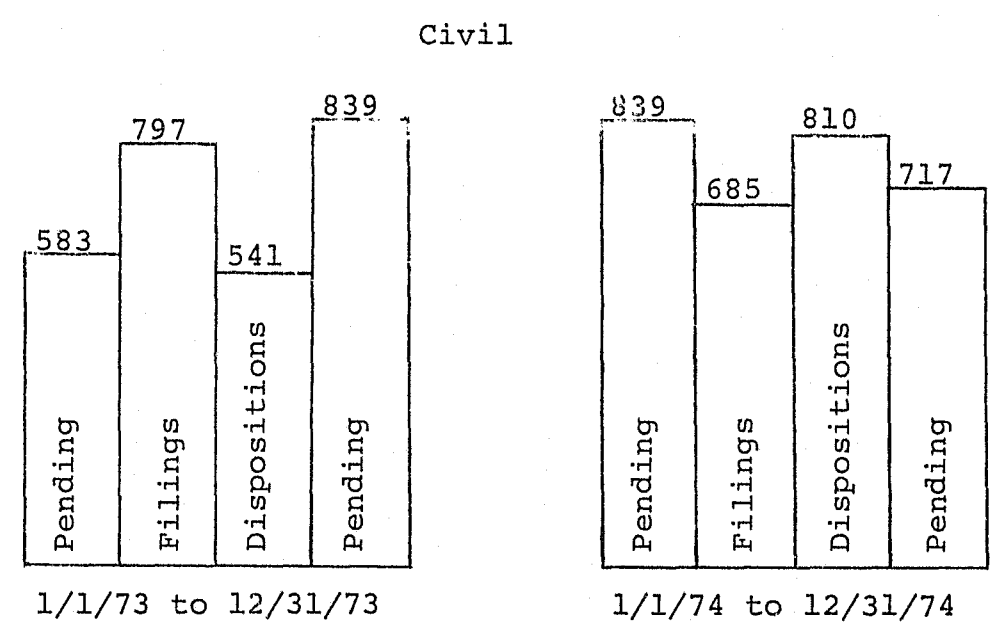
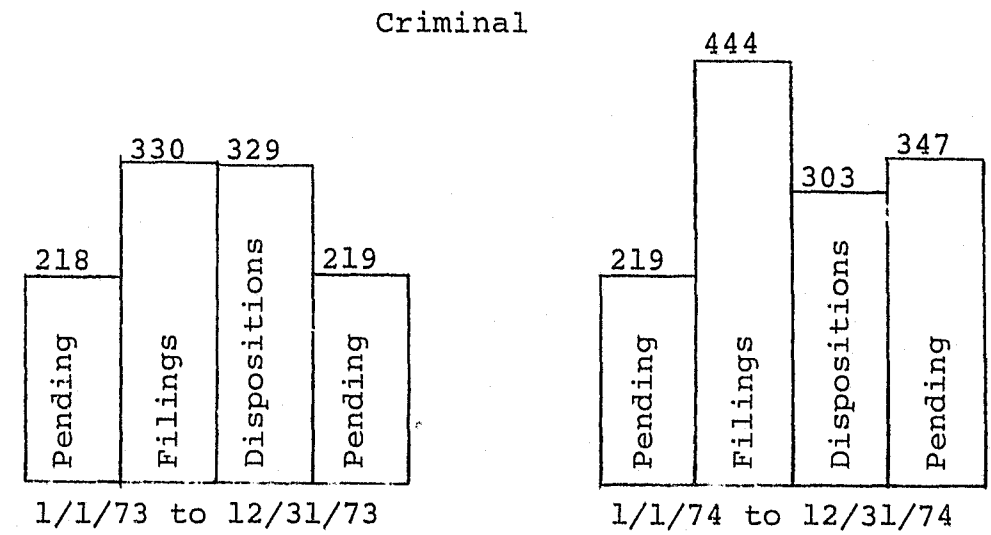
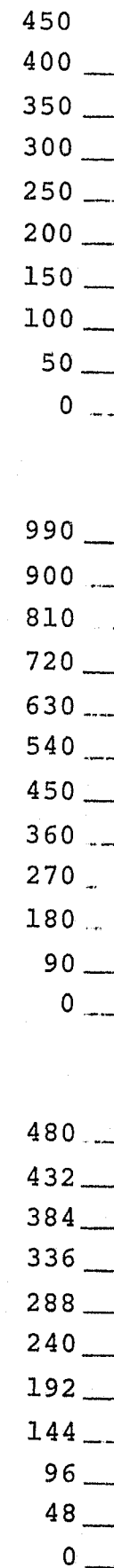
1st Judicial Circuit

Summary

	TOTAL FILINGS			TOTAL DISPOSITIONS		
	Calendar Year 1973	Calendar Year 1974	% Change 1973-74	Calendar Year 1973	Calendar Year 1974	% Change 1973-74
Criminal	330	444	34.6%	329	303	- 7.9%
Civil	797	685	-14.1%	541	810	49.7%
Equity	410	474	15.6%	329	444	35.0%

	Pending 12/31/72	Pending 12/31/73	% Change 1972-73	Pending 12/31/74	% Change 1973-74	% Change 1972-74
	Criminal	218	219	.5%	347	58.5%
Civil	583	839	43.9%	717	-14.5%	23.0%
Equity	201	282	40.3%	327	16.0%	62.7%

1st Circuit - Summary




2nd Judicial Circuit

Butler County

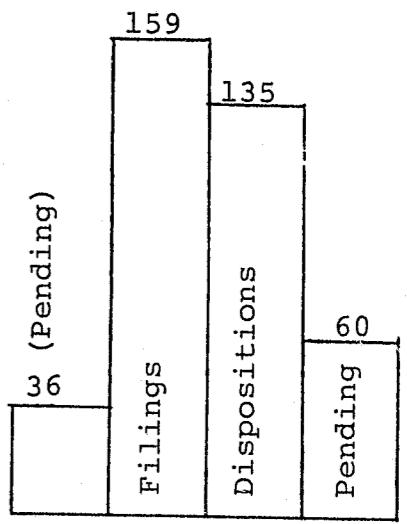
	TOTAL FILINGS			TOTAL DISPOSITIONS		
	Calendar Year 1973	Calendar Year 1974	% Change 1973-74	Calendar Year 1973	Calendar Year 1974	% Change 1973-74
Criminal	80	159	98.8%	80	135	68.8%
Civil	84	118	40.5%	98	96	2.0%
Equity	233	155	-33.5%	229	150	-34.5%

	Pending 12/31/72	Pending 12/31/73	% Change 1972-73	Pending 12/31/74	% Change 1973-74	% Change 1972-74
	Criminal	36	36	0	60	66.7%
Civil	51	37	-27.5%	59	59.5%	15.7%
Equity	32	36	12.5%	41	13.9%	28.1%

Criminal

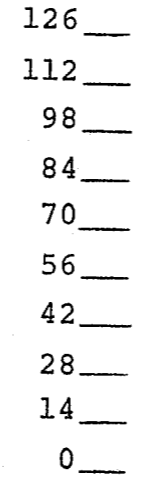


1/1/73 to 12/31/73

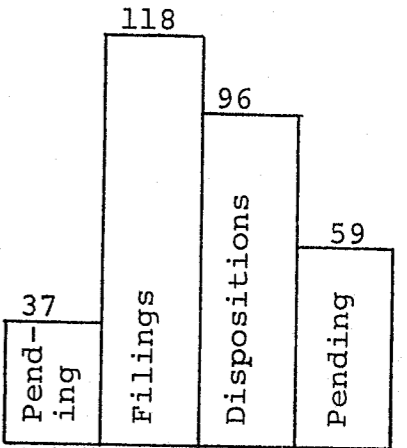


1/1/74 to 12/31/74

Civil

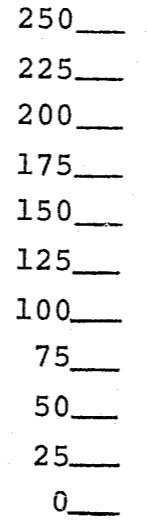


1/1/73 to 12/31/73

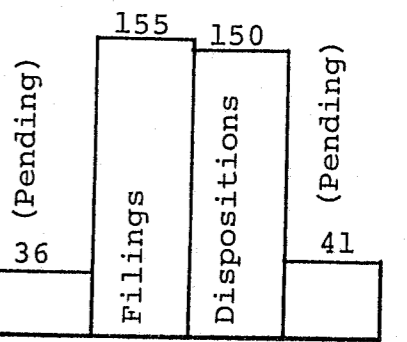


1/1/74 to 12/31/74

Equity



1/1/73 to 12/31/73



1/1/74 to 12/31/74

2nd Judicial Circuit

Crenshaw County

TOTAL FILINGS


TOTAL DISPOSITIONS

	Calendar Year 1973	Calendar Year 1974	% Change 1973-74	Calendar Year 1973	Calendar Year 1974	% Change 1973-74
Criminal	24	54	125.0%	25	48	92.0%
Civil	76	130	71.1%	95	119	25.3%
Equity	106	110	3.8%	119	103	13.5%

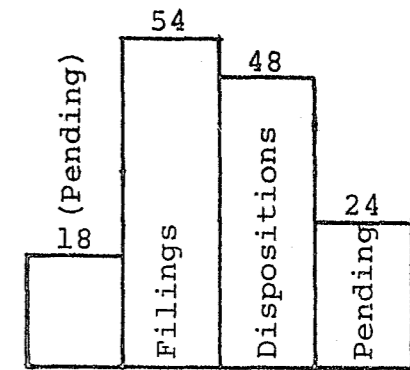
	Pending 12/31/72	Pending 12/31/73	% Change 1972-73	Pending 12/31/74	% Change 1973-74	% Change 1972-74
Criminal	19	19	- 5.3%	24	33.3%	26.3%
Civil	87	68	-21.8%	79	16.2%	- 9.2%
Equity	57	44	-22.8%	51	15.9%	-10.5%

2nd Circuit - Crenshaw County

Criminal




1/1/73 to 12/31/73

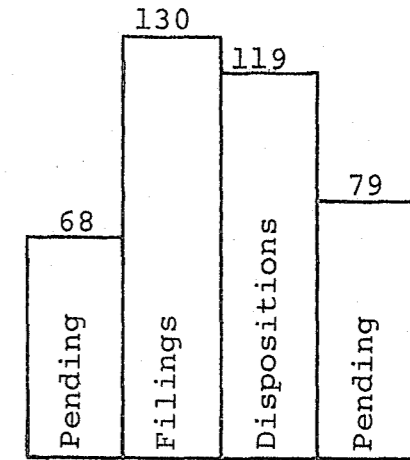


1/1/74 to 12/31/74

Civil




1/1/73 to 12/31/73

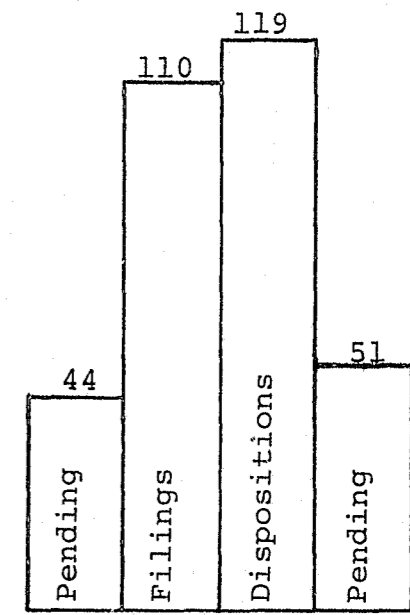


1/1/74 to 12/31/74

Equity



1/1/73 to 12/31/73



1/1/74 to 12/31/74

2nd Judicial Circuit

Lowndes County


	TOTAL FILINGS			TOTAL DISPOSITIONS		
	Calendar Year 1973	Calendar Year 1974	% Change 1973-74	Calendar Year 1973	Calendar Year 1974	% Change 1973-74
Criminal	32	38	18.8%	37	21	-43.2%
Civil	30	64	113.3%	56	19	-66.0%
Equity	36	43	19.4%	36	46	27.8%

	Pending 12/31/72	Pending 12/31/73	% Change 1972-73	Pending 12/31/74	% Change 1973-74	% Change 1972-74
	Criminal	19	14	-26.3%	31	121.4%
Civil	67	41	-38.8%	86	109.8%	28.4%
Equity	30	30	0	28*	- 6.7%	- 6.7%

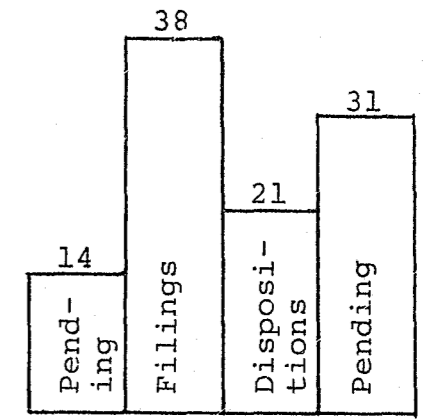
* Corrected figure

2nd Circuit - Lowndes County

Criminal

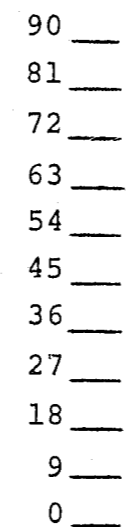


1/1/73 to 12/31/73

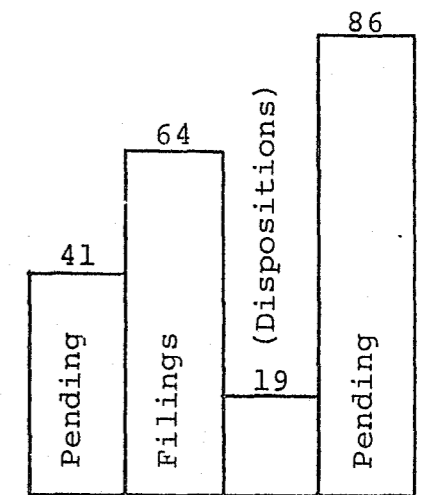


1/1/74 to 12/31/74

Civil




1/1/73 to 12/31/73

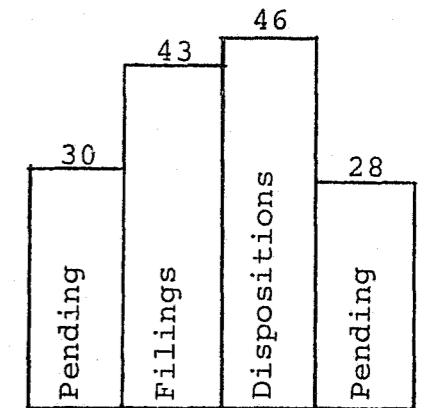


1/1/74 to 12/31/74

Equity



1/1/73 to 12/31/73



1/1/74 to 12/31/74

2nd Judicial Circuit

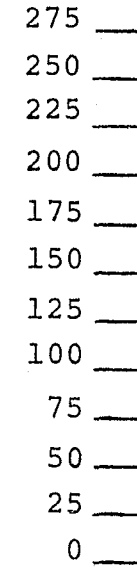
Summary

	TOTAL FILINGS			TOTAL DISPOSITIONS		
	Calendar Year 1973	Calendar Year 1974	% Change 1973-74	Calendar Year 1973	Calendar Year 1974	% Change 1973-74
Criminal	136	251	84.6%	142	204	43.7%
Civil	190	312	64.2%	249	234	- 6.0%
Equity	375	308	-17.9%	384	299	-22.1%

	Pending 12/31/72	Pending 12/31/73	% Change 1972-73	Pending 12/31/74	% Change 1973-74	% Change 1972-74
	Criminal	74	68	- 8.1%	115	69.1%
Civil	205	146	-28.8%	224	53.4%	9.3%
Equity	119	110	- 7.6%	120	9.1%	.8%

2nd Circuit - Summary


Criminal



1/1/73 to 12/31/73

1/1/74 to 12/31/74

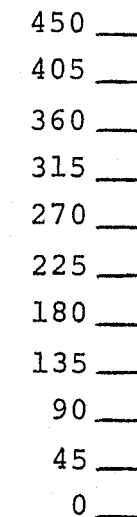
Civil



1/1/73 to 12/31/73

1/1/74 to 12/31/74

Equity



1/1/73 to 12/31/73

1/1/74 to 12/31/74

3rd Judicial Circuit

Barbour County


TOTAL FILINGS

TOTAL DISPOSITIONS

	Calendar Year 1973	Calendar Year 1974	% Change 1973-74	Calendar Year 1973	Calendar Year 1974	% Change 1973-74
Criminal	63	112	77.8%	47	122	159.6%
Civil	233	339	45.5%	277	437	57.8%
Equity	268	346	29.1%	299	285	- 4.7%

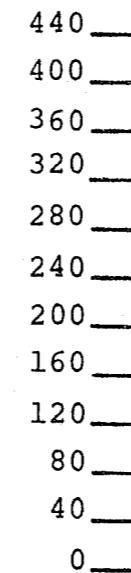
	Pending 12/31/72	Pending 12/31/73	% Change 1972-73	Pending 12/31/74	% Change 1973-74	% Change 1972-74
Criminal	24	40	66.7%	30	-25.0%	25.0%
Civil	270	226	-16.3%	128	-43.4%	-52.6%
Equity	129	98	-24.0%	159	62.2%	23.3%

3rd Circuit - Barbour County



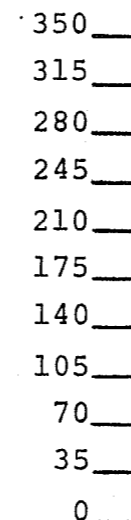
1/1/73 to 12/31/73

Criminal



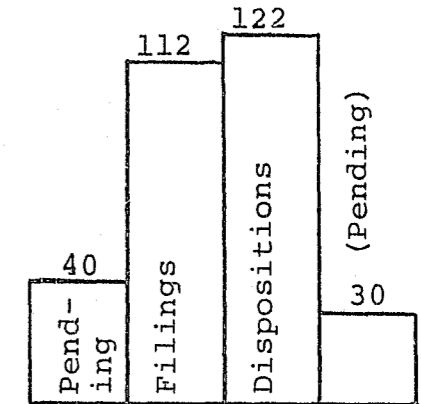
1/1/73 to 12/31/73

Civil

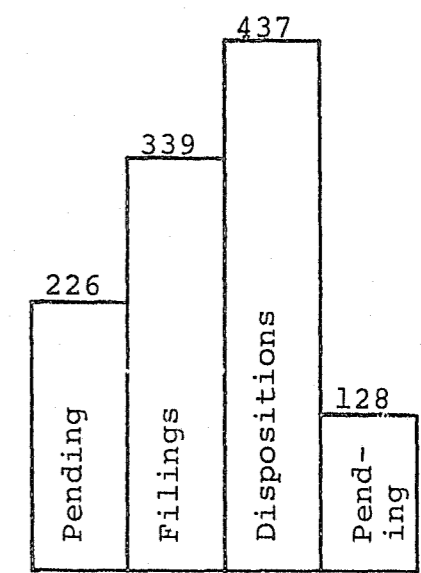


1/1/73 to 12/31/73

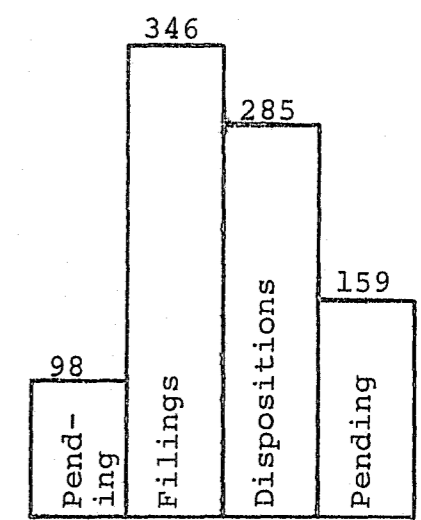
Equity



1/1/74 to 12/31/74



1/1/74 to 12/31/74



1/1/74 to 12/31/74

3rd Judicial Circuit

Bullock County

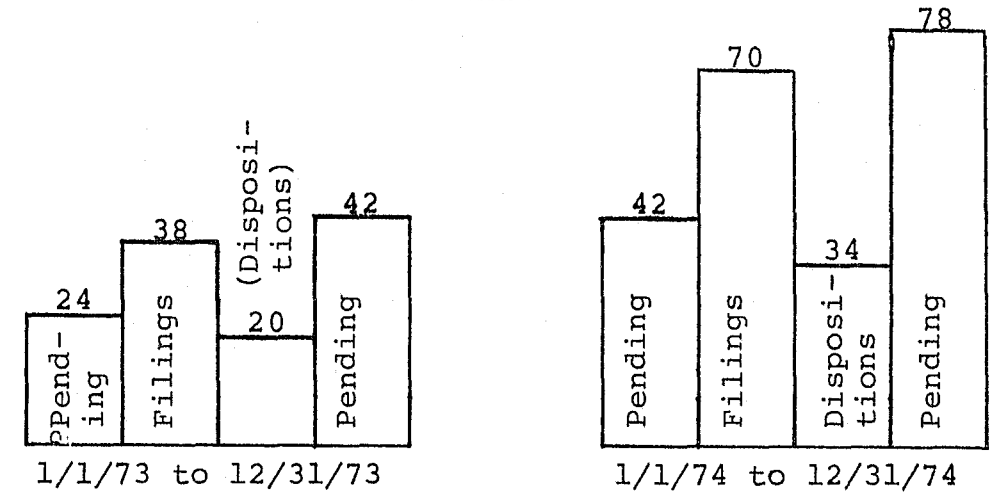
	TOTAL FILINGS			TOTAL DISPOSITIONS		
	Calendar Year 1973	Calendar Year 1974	% Change 1973-74	Calendar Year 1973	Calendar Year 1974	% Change 1973-74
Criminal	38	70	84.2%	20	34	41.2%
Civil	37	107	189.2%	37	50	35.1%
Equity	48	57	18.8%	44	48	9.1%

	Pending 12/31/72	Pending 12/31/73	% Change 1972-73	Pending 12/31/74	% Change 1973-74	% Change 1972-74
	Criminal	24	42	75.0%	78	85.7%
Civil	52	52	0	109	109.6%	109.6%
Equity	19	23	21.0%	32	39.1%	68.4%

3rd Circuit - Bullock County

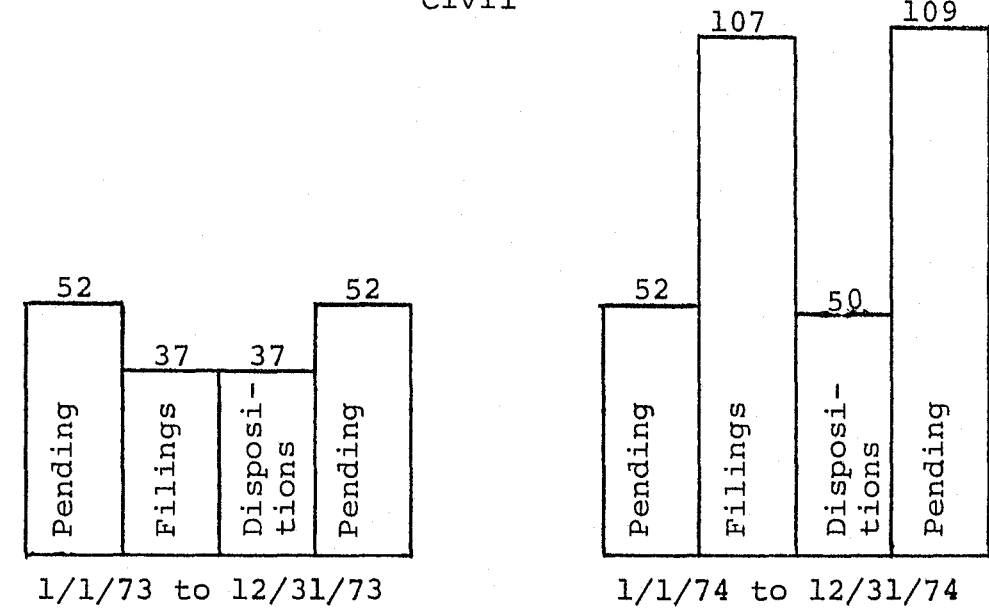
81
72
63
54
45
36
27
18
9
0

Criminal



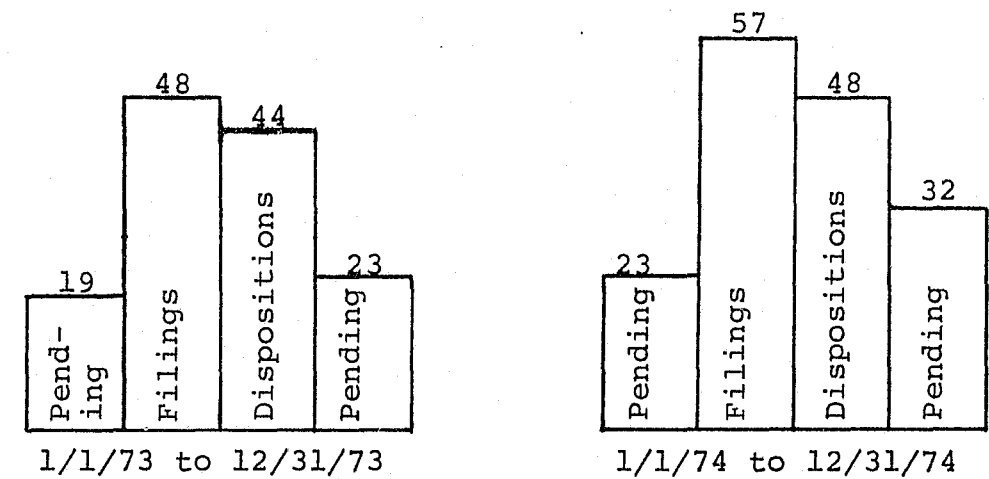
110
100
90
80
70
60
50
40
30
20
10
0

Civil



70
63
56
49
42
35
28
21
14
7
0

Equity




3rd Judicial Circuit

Summary

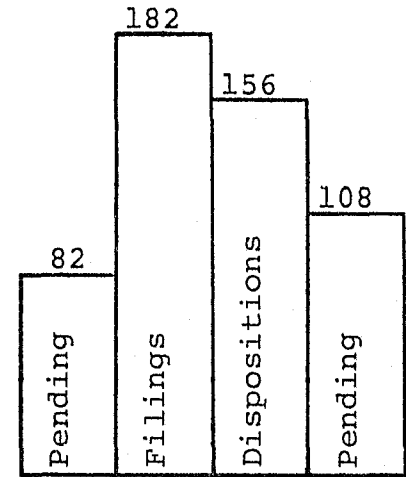
	TOTAL FILINGS			TOTAL DISPOSITIONS		
	Calendar Year 1973	Calendar Year 1974	% Change 1973-74	Calendar Year 1973	Calendar Year 1974	% Change 1973-74
Criminal	101	182	80.2%	77	156	102.6%
Civil	270	446	65.2%	314	487	55.1%
Equity	316	403	27.5%	343	333	- 2.9%

	Pending 12/31/72	Pending 12/31/73	% Change 1972-73	Pending 12/31/74	% Change 1973-74	% Change 1972-74
	Criminal	48	82	70.8%	108	31.7%
Civil	322	278	-13.7%	237	-14.7%	-26.4%
Equity	148	121	-18.2%	191	57.9%	29.1%


3rd Circuit - Summary



1/1/73 to 12/31/73

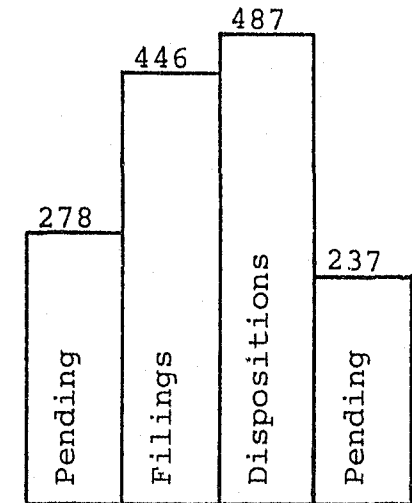


1/1/74 to 12/31/74

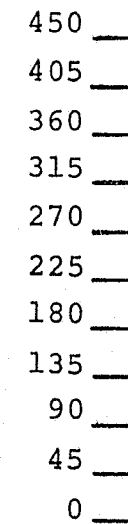


1/1/73 to 12/31/73

Civil




1/1/74 to 12/31/74



1/1/73 to 12/31/73

Equity



1/1/74 to 12/31/74

17th Judicial Circuit

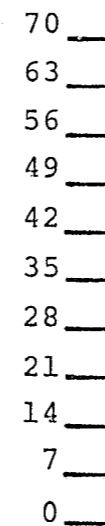
Greene County

	TOTAL FILINGS			TOTAL DISPOSITIONS		
	Calendar Year 1973	Calendar Year 1974	% Change 1973-74	Calendar Year 1973	Calendar Year 1974	% Change 1973-74
Criminal	32	64	100.0%	37	55	48.7%
Civil	74	74	0	76	69	- 9.2%
Equity	43	32	-25.6%	35	54	54.3%

	Pending 12/31/72	Pending 12/31/73	% Change 1972-73	Pending 12/31/74	% Change 1973-74	% Change 1972-74
	Criminal	18	13	-27.8%	23*	76.9%
Civil	20	18	-10.0%	23	27.8%	15.0%
Equity	19	27	42.1%	5	-81.5%	-73.7%

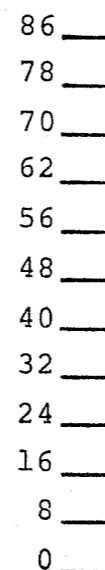
* Corrected figure

17th Circuit - Greene County




1/1/73 to 12/31/73

Criminal



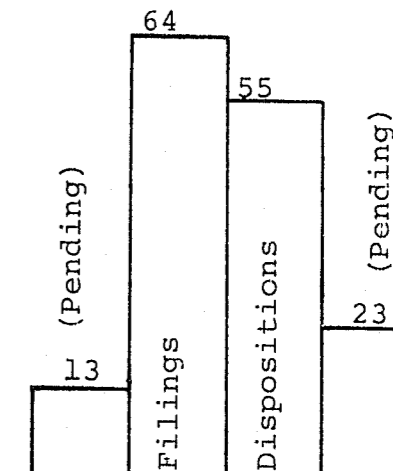
1/1/73 to 12/31/73

Civil

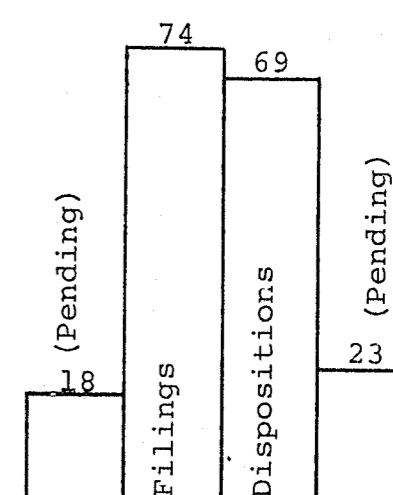


1/1/73 to 12/31/73

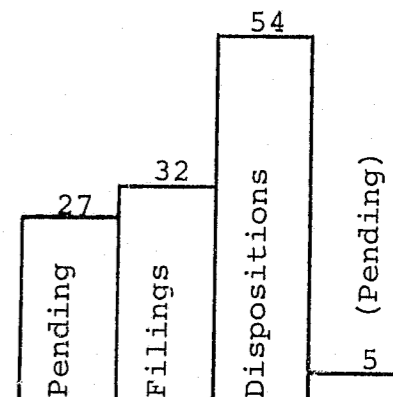
Equity



1/1/74 to 12/31/74



1/1/74 to 12/31/74



1/1/74 to 12/31/74

17th Judicial Circuit

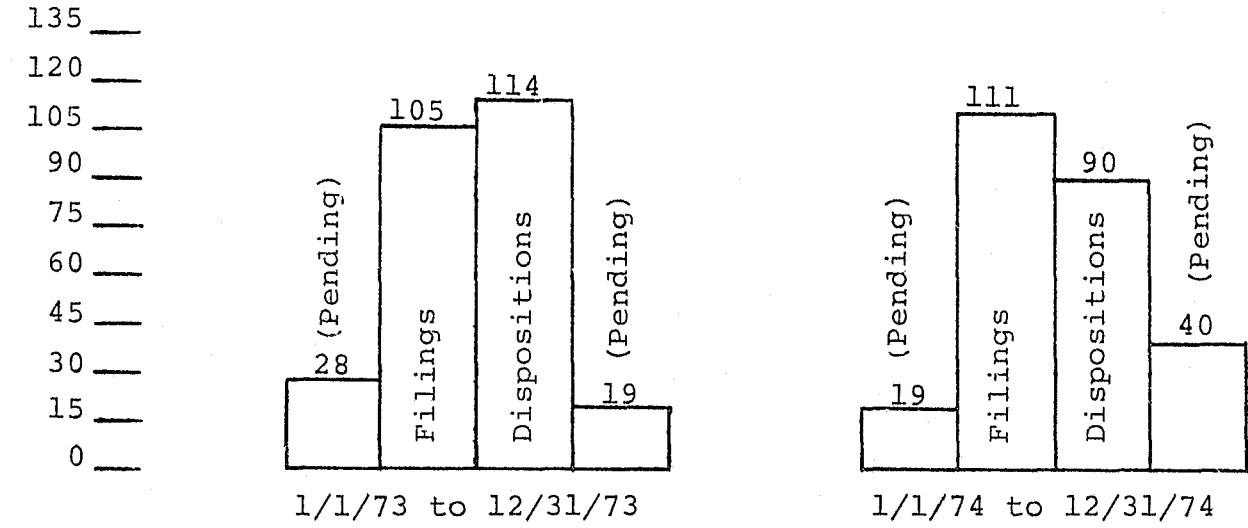
Marengo County

	TOTAL FILINGS			TOTAL DISPOSITIONS		
	Calendar Year 1973	Calendar Year 1974	% Change 1973-74	Calendar Year 1973	Calendar Year 1974	% Change 1973-74
Criminal	105	111	5.7%	114	90	-21.0%
Civil	141	150	6.4%	175	144	-17.7%
Equity	145	139	-4.1%	127	141	11.0%

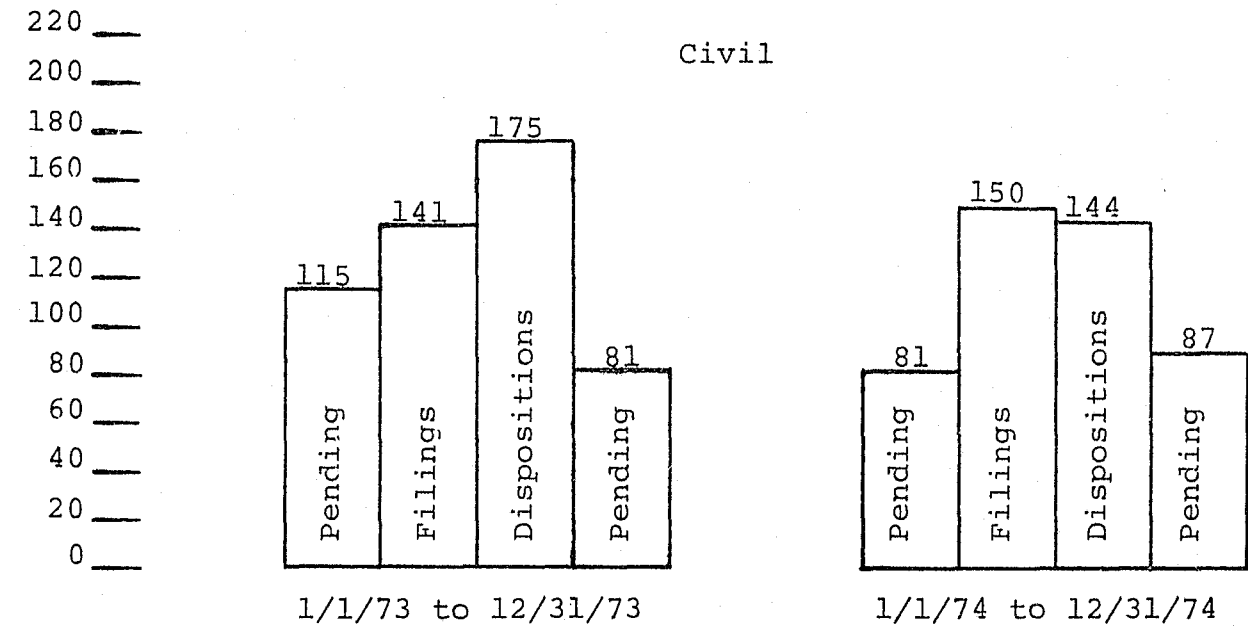
	Pending 12/31/72	Pending 12/31/73	% Change 1972-73	Pending 12/31/74	% Change 1973-74	% Change 1972-74
	Criminal	28	19	-32.1%	40	110.5%
Civil	115	81	-29.6%	87	7.4%	-24.4%
Equity	47	65	38.3%	63	-3.1%	34.0%

17th Circuit - Marengo County

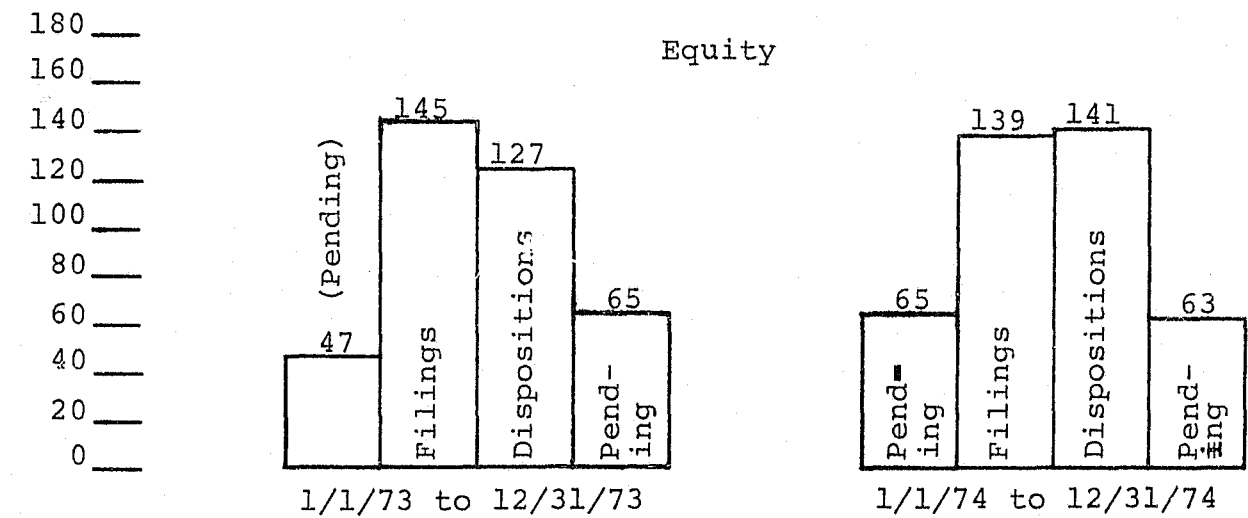
Criminal



Civil



Equity



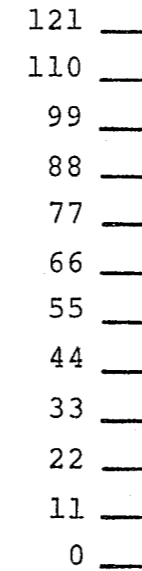
17th Judicial Circuit

Sumter County

	TOTAL FILINGS			TOTAL DISPOSITIONS		
	Calendar Year 1973	Calendar Year 1974	% Change 1973-74	Calendar Year 1973	Calendar Year 1974	% Change 1973-74
Criminal	104	87	-16.4%	68	61	-10.3%
Civil	67	72	7.5%	44	25	-43.2%
Equity	75	108	44.0%	83	81	-2.4%

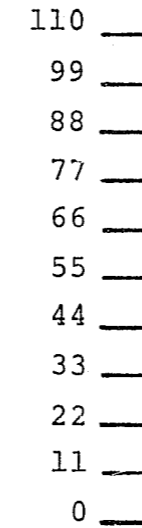
	Pending 12/31/72	Pending 12/31/73	% Change 1972-73	Pending 12/31/74	% Change 1973-74	% Change 1972-74
	Criminal	18	54	200.0%	80	48.2%
Civil	37	60	62.2%	107	78.3%	189.2%
Equity	37	29	-21.6%	56	93.1%	51.4%

17th Circuit - Sumter County



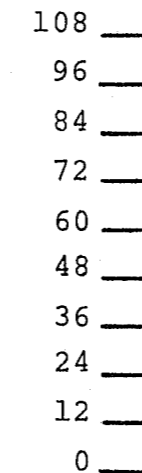
1/1/73 to 12/31/73

Criminal



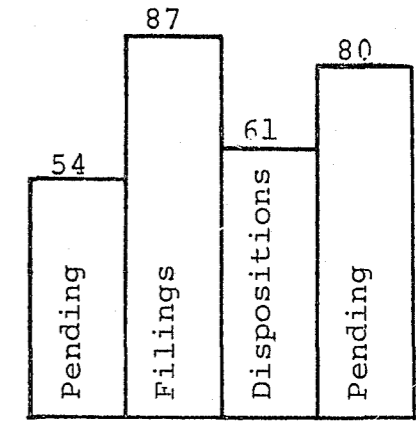
1/1/73 to 12/31/73

Civil

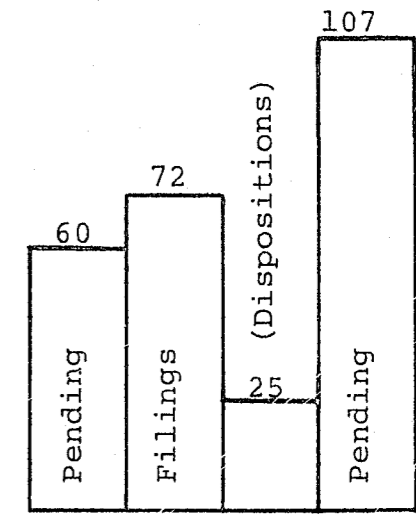


1/1/73 to 12/31/73

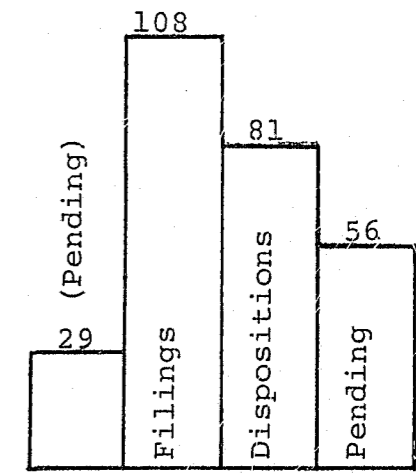
Equity



1/1/74 to 12/31/74



1/1/74 to 12/31/74



1/1/74 to 12/31/74

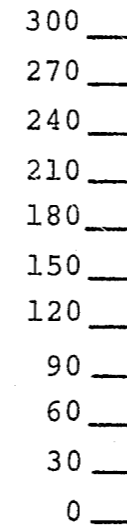
17th Judicial Circuit

Summary

	TOTAL FILINGS			TOTAL DISPOSITIONS		
	Calendar Year 1973	Calendar Year 1974	% Change 1973-74	Calendar Year 1973	Calendar Year 1974	% Change 1973-74
Criminal	241	262	8.7%	219	206	- 5.9%
Civil	282	296	5.0%	295	238	-19.3%
Equity	263	279	6.1%	245	276	12.7%

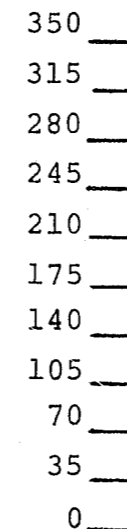
	Pending 12/31/72	Pending 12/31/73	% Change 1972-73	Pending 12/31/74	% Change 1973-74	% Change 1972-74
	Criminal	64	86	34.4%	143	39.9%
Civil	172	159	- 7.6%	217	36.5%	26.2%
Equity	103	121	17.5%	124	2.5%	20.4%

17th Circuit - Summary



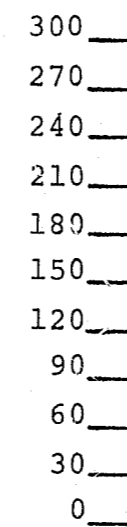
1/1/73 to 12/31/73

Criminal



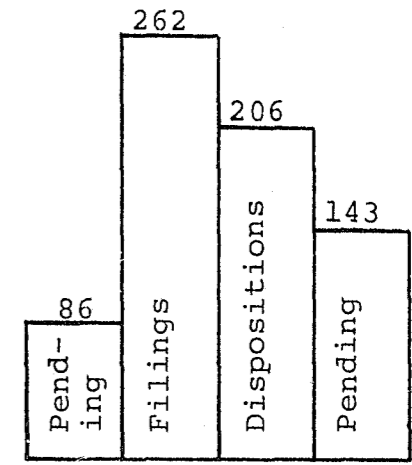
1/1/73 to 12/31/73

Civil

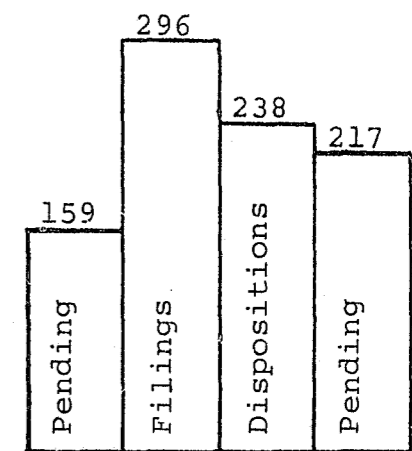


1/1/73 to 12/31/73

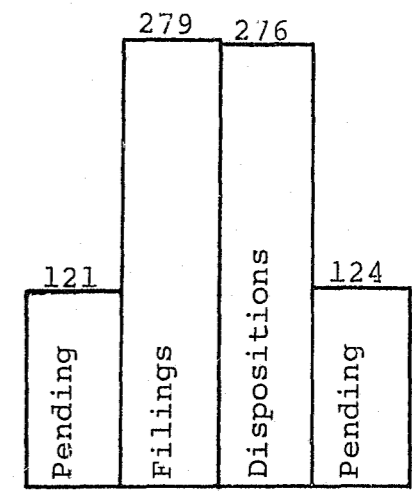
Equity



1/1/74 to 12/31/74



1/1/74 to 12/31/74



1/1/74 to 12/31/74

21st Judicial Circuit

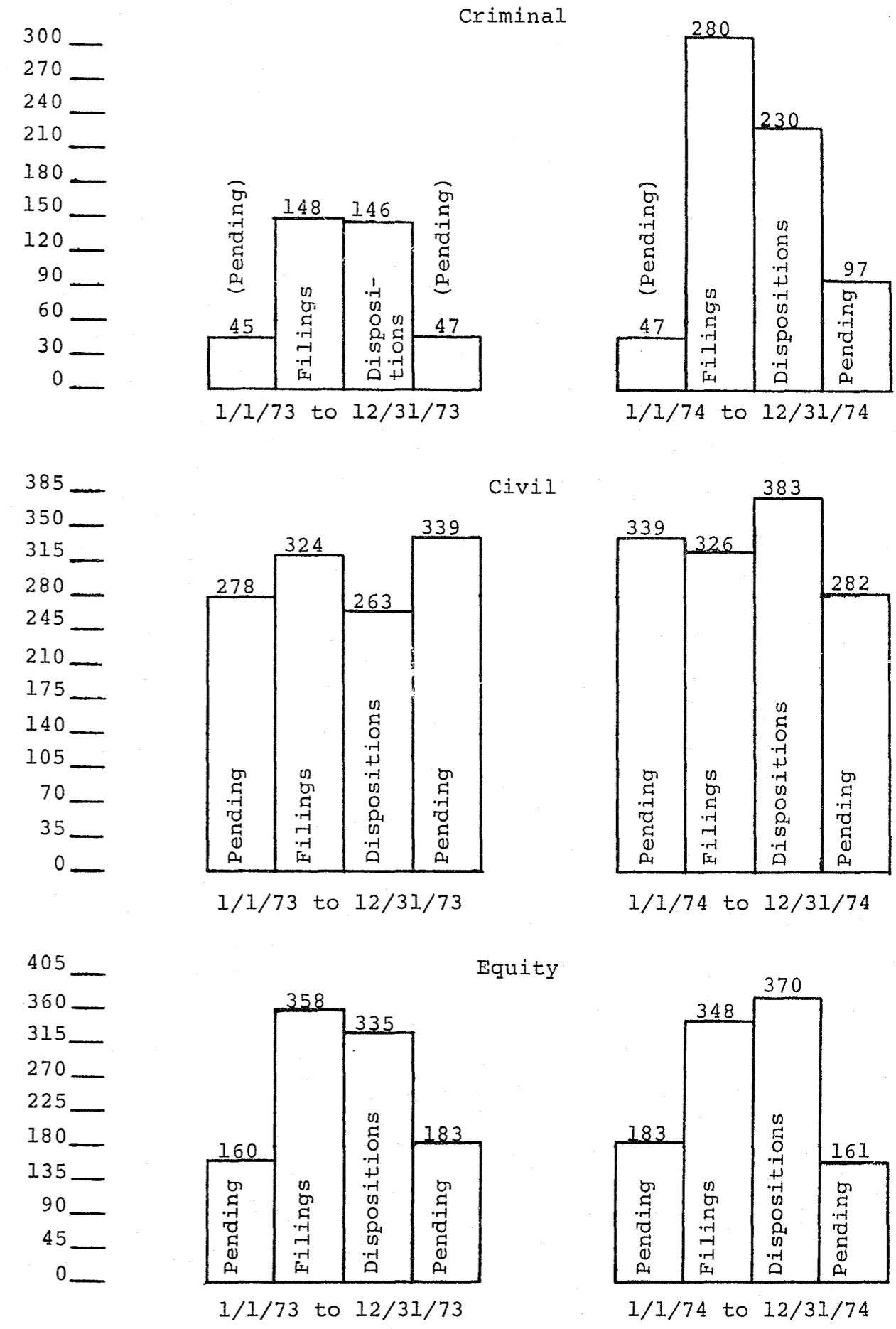
Escambia County

	TOTAL FILINGS			TOTAL DISPOSITIONS		
	Calendar Year 1973	Calendar Year 1974	% Change 1973-74	Calendar Year 1973	Calendar Year 1974	% Change 1973-74
Criminal	148	280	89.2%	146	230	57.5%
Civil	324	326	.6%	263	383	45.6%
Equity	358	348	- 2.8%	335	370	10.5%

	Pending 12/31/72	Pending 12/31/73	% Change 1972-73	Pending 12/31/74	% Change 1973-74	% Change 1972-74
	Criminal	45	47	4.4%	97	106.4%
Civil	278	339	21.9%	282*	-16.8%	1.4%
Equity	160	183	14.4%	161	-12.0%	.6%

* Includes 63 cases sheriff has not obtained service.

21st Circuit - Escambia County



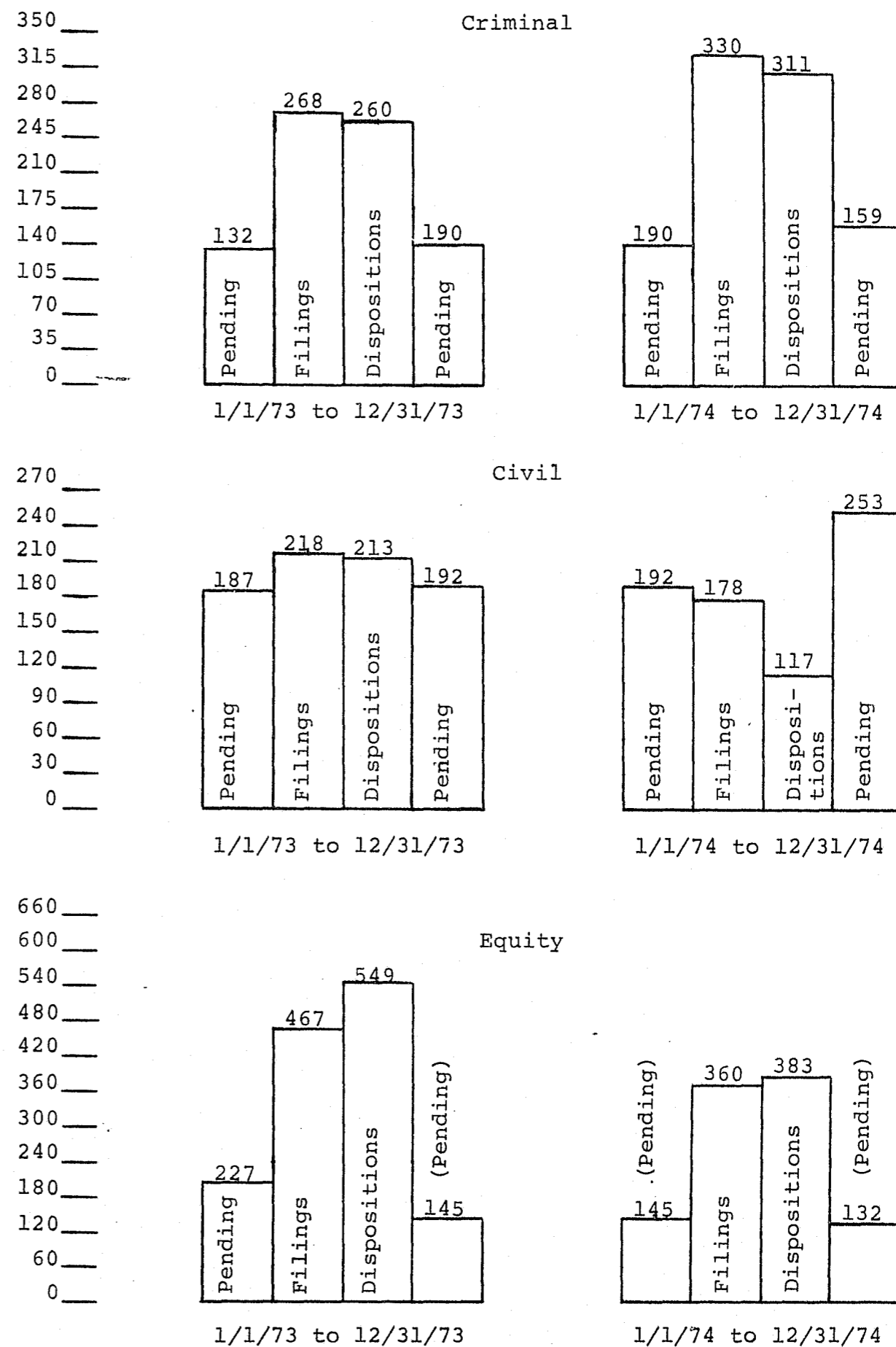
22nd Judicial Circuit

Covington County

	TOTAL FILINGS			TOTAL DISPOSITIONS		
	Calendar Year 1973	Calendar Year 1974	% Change 1973-74	Calendar Year 1973	Calendar Year 1974	% Change 1973-74
Criminal	268	330	23.1%	260	311	19.6%
Civil	218	178	-18.4%	213	117	-45.1%
Equity	467	370	-20.8%	549	383	-30.2%

	Pending 12/31/72	Pending 12/31/73	% Change 1972-73	Pending 12/31/74	% Change 1973-74	% Change 1972-74
	Criminal	132	140	6.0%	159	13.6%
Civil	187	192	2.7%	253	31.8%	35.3%
Equity	227	145	-36.1%	132	-9.0%	-41.9%

22nd Circuit - Covington County



24th Judicial Circuit

Fayette County

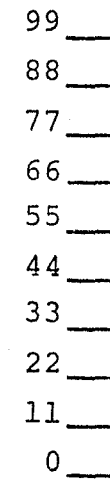
TOTAL FILINGS

TOTAL DISPOSITIONS

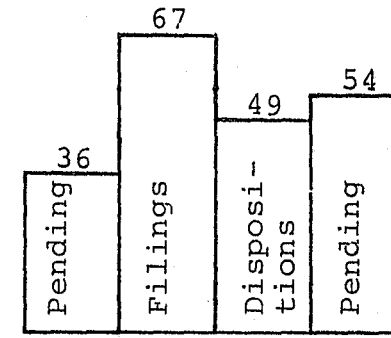
	Calendar Year 1973	Calendar Year 1974	% Change 1973-74	Calendar Year 1973	Calendar Year 1974	% Change 1973-74
Criminal	67	94	40.3%	49	90	83.7%
Civil	80	104	30.0%	73	80	9.6%
Equity	136	134	- 1.5%	142	135	- 4.9%

	Pending 12/31/72	Pending 12/31/73	% Change 1972-73	Pending 12/31/74	% Change 1973-74	% Change 1972-74
Criminal	36	54	50.0%	58	7.4%	61.1%
Civil	57	64	12.3%	88	37.5%	54.4%
Equity	55	49	-10.9%	48	- 2.0%	-12.7%

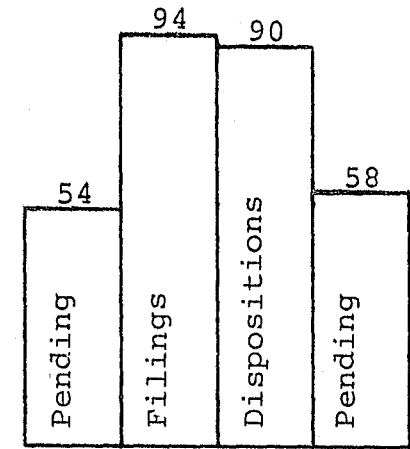
24th Circuit - Fayette County




Criminal



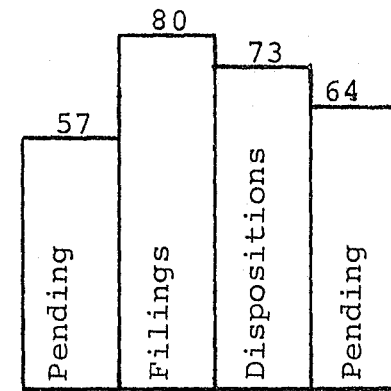
1/1/73 to 12/31/73



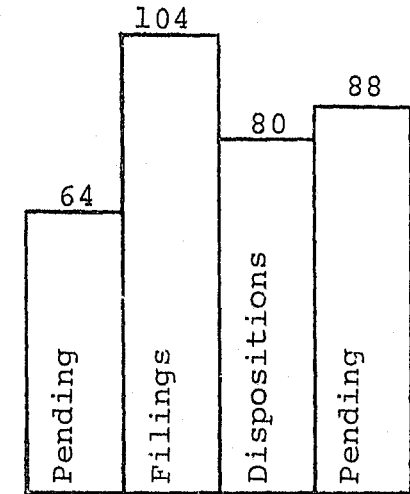
1/1/74 to 12/31/74



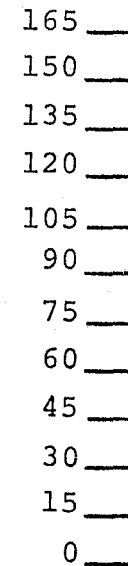
Civil



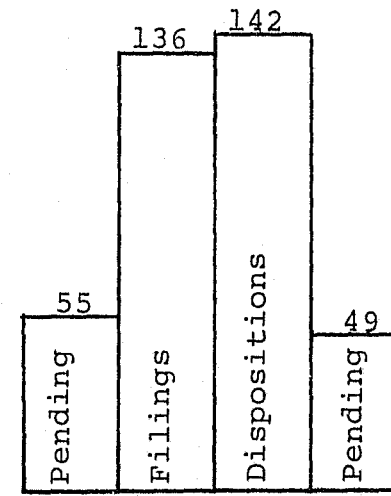
1/1/73 to 12/31/73



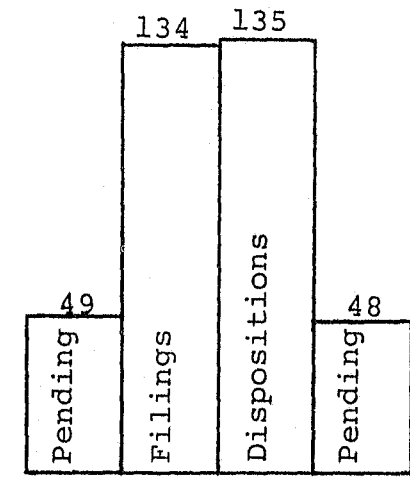
1/1/74 to 12/31/74



Equity



1/1/73 to 12/31/73



1/1/74 to 12/31/74

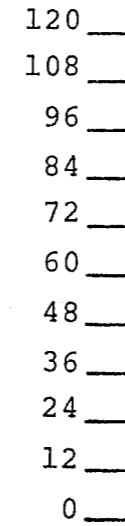
24th Judicial Circuit

Lamar County

	TOTAL FILINGS			TOTAL DISPOSITIONS		
	Calendar Year 1973	Calendar Year 1974	% Change 1973-74	Calendar Year 1973	Calendar Year 1974	% Change 1973-74
Criminal	100	59	-49.0%	70	72	2.9%
Civil	52	74	42.3%	47	70	48.9%
Equity	90	94	4.4%	102	90	-11.8%

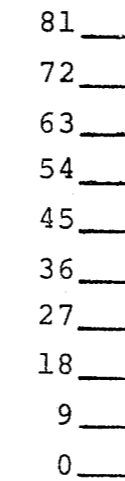
	Pending 12/31/72	Pending 12/31/73	% Change 1972-73	Pending 12/31/74	% Change 1973-74	% Change 1972-74
	Criminal	18	48	166.7%	35	-27.1%
Civil	21	26	23.8%	30	15.4%	42.9%
Equity	35	23	34.3%	27	17.4%	-22.9%

24th Circuit - Lamar County



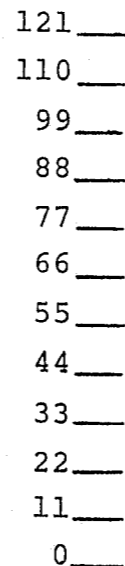
1/1/73 to 12/31/73

Criminal



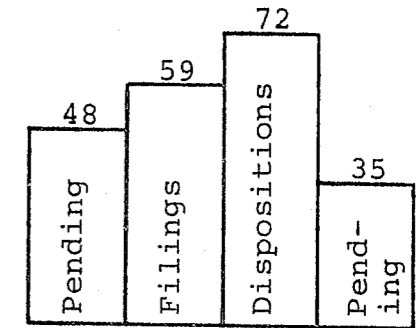
1/1/73 to 12/31/73

Civil

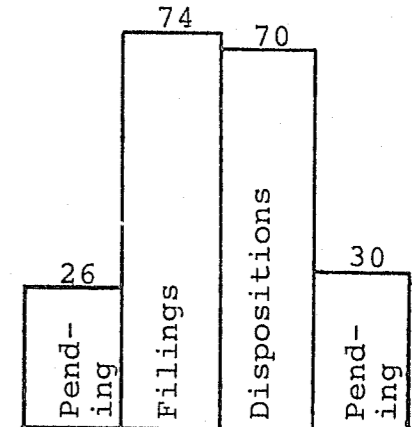


1/1/73 to 12/31/73

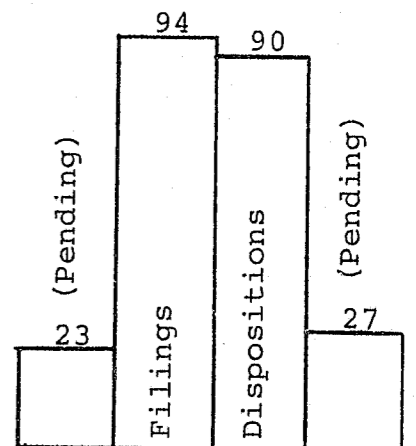
Equity



1/1/74 to 12/31/74



1/1/74 to 12/31/74



1/1/74 to 12/31/74

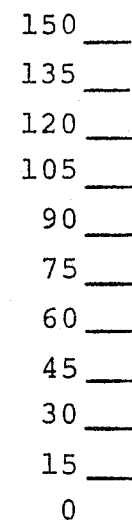
24th Judicial Circuit

Pickens County

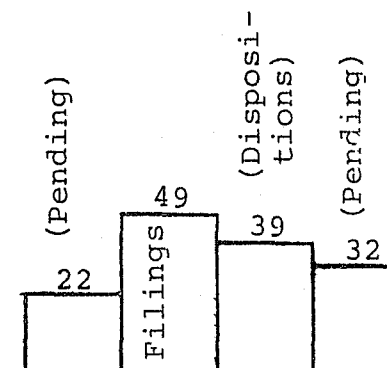
	TOTAL FILINGS			TOTAL DISPOSITIONS		
	Calendar Year 1973	Calendar Year 1974	% Change 1973-74	Calendar Year 1973	Calendar Year 1974	% Change 1973-74
Criminal	64	49	-23.4%	120	39	-67.5%
Civil	106	122	15.1%	102	104	2.0%
Equity	104	120	15.4%	132	118	-10.6%

	Pending 12/31/72	Pending 12/31/73	% Change 1972-73	Pending 12/31/74	% Change 1973-74	% Change 1972-74
	Criminal	78	22	71.8%	32	45.5%
Civil	36	40	11.1%	58	45.0%	61.1%
Equity	66	38	-42.4%	40	5.3%	-39.4%

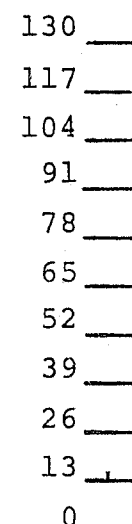
24th Circuit - Pickens County



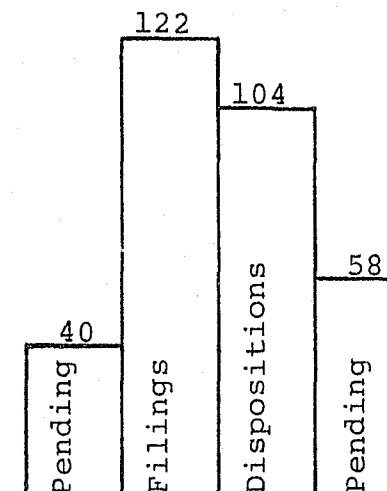
1/1/73 to 12/31/73




1/1/74 to 12/31/74



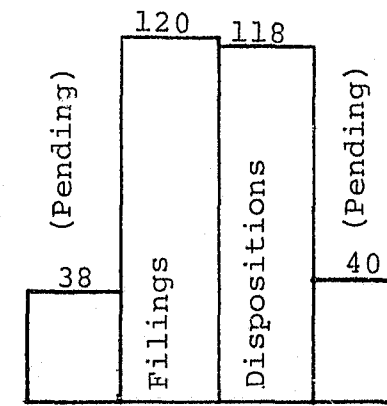
1/1/73 to 12/31/73



1/1/74 to 12/31/74



1/1/73 to 12/31/73



1/1/74 to 12/31/74


24th Judicial Circuit

Summary

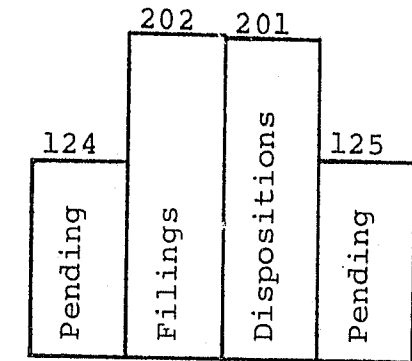
	TOTAL FILINGS			TOTAL DISPOSITIONS		
	Calendar Year 1973	Calendar Year 1974	% Change 1973-74	Calendar Year 1973	Calendar Year 1974	% Change 1973-74
Criminal	231	202	-12.6%	239	201	-15.9%
Civil	233	300	26.1%	222	254	14.4%
Equity	330	348	5.5%	376	343	- 8.8%

	Pending 12/31/72	Pending 12/31/73	% Change 1972-73	Pending 12/31/74	% Change 1973-74	% Change 1972-74
	Criminal	132	124	- 6.0%	125	.8%
Civil	114	130	14.0%	176	35.4%	54.4%
Equity	156	110	-29.5%	115	4.5%	-26.3%

Criminal




1/1/73 to 12/31/73

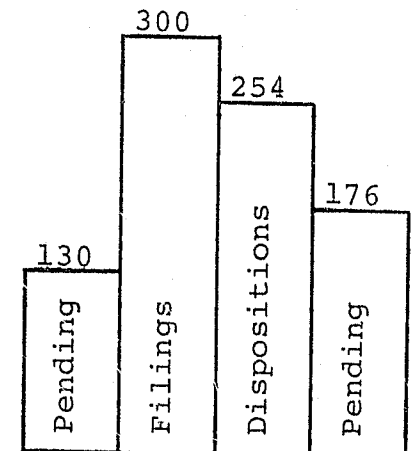


1/1/74 to 12/31/74

Civil




1/1/73 to 12/31/73

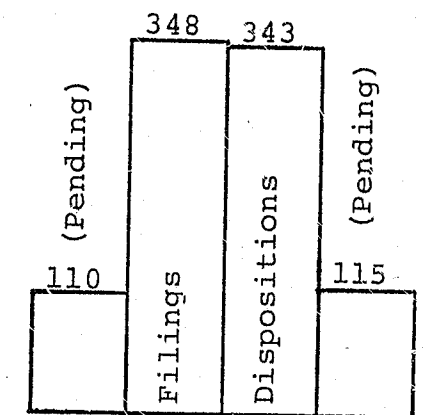


1/1/74 to 12/31/74

Equity



1/1/73 to 12/31/73



1/1/74 to 12/31/74

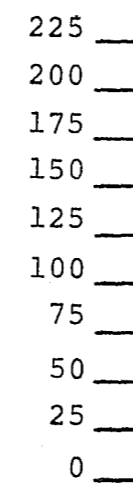
25th Judicial Circuit

Marion County

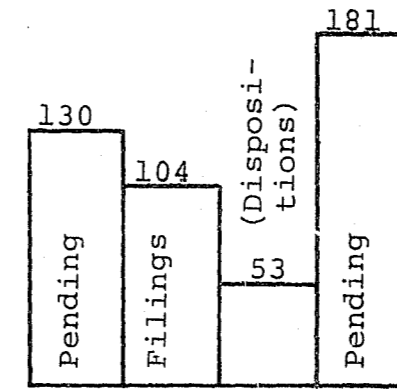
	TOTAL FILINGS			TOTAL DISPOSITIONS		
	Calendar Year 1973	Calendar Year 1974	% Change 1973-74	Calendar Year 1973	Calendar Year 1974	% Change 1973-74
Criminal	104	156	50.0%	53	165	211.3%
Civil	201	191	- 5.0%	188	140	-25.5%
Equity	100	118	18.0%	127	111	-12.6%

	Pending 12/31/72	Pending 12/31/73	% Change 1972-73	Pending 12/31/74	% Change 1973-74	% Change 1972-74
	Criminal	130	181	39.2%	172	- 5.0%
Civil	204	217	6.4%	268	23.5%	31.4%
Equity	98	71	-27.6%	78	9.9%	-20.4%

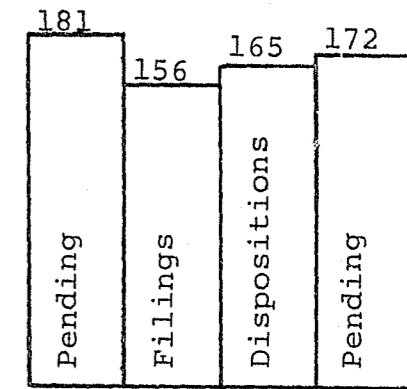
25th Circuit - Marion County



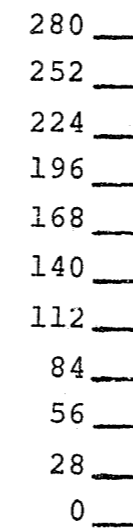
Criminal



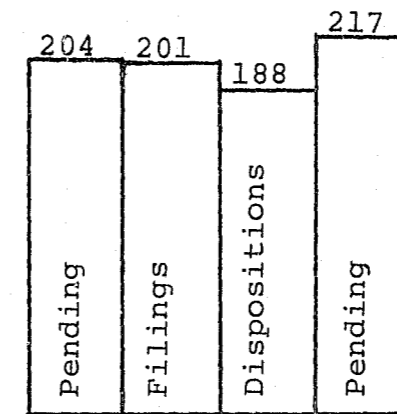
1/1/73 to 12/31/73



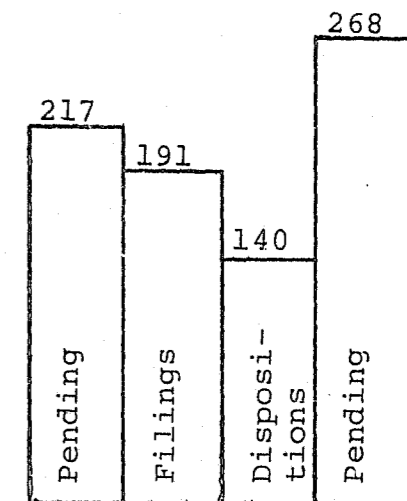
1/1/74 to 12/31/74




Civil



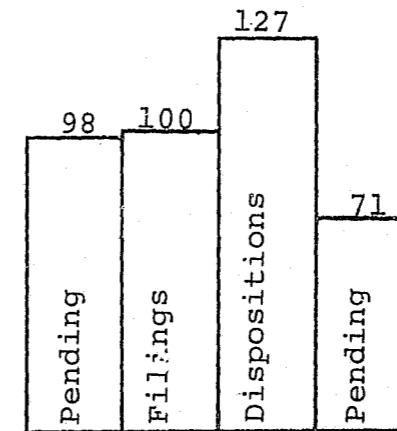
1/1/73 to 12/31/73



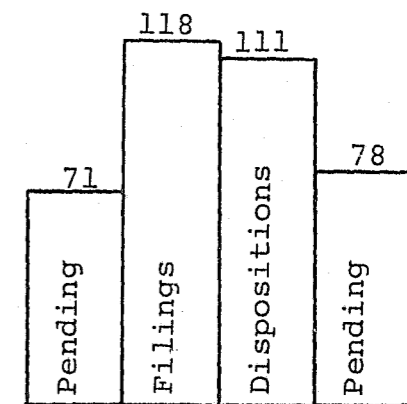
1/1/74 to 12/31/74



Equity



1/1/73 to 12/31/73



1/1/74 to 12/31/74


25th Judicial Circuit

Winston County

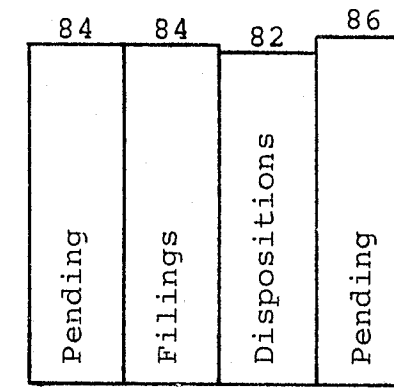
	TOTAL FILINGS			TOTAL DISPOSITIONS		
	Calendar Year 1973	Calendar Year 1974	% Change 1973-74	Calendar Year 1973	Calendar Year 1974	% Change 1973-74
Criminal	84	70	-16.7%	82	78	- 4.9%
Civil	202	178	-11.9%	189	197	4.2%
Equity	179	192	7.3%	155	158	1.9%

	Pending 12/31/72	Pending 12/31/73	% Change 1972-73	Pending 12/31/74	% Change 1973-74	% Change 1972-74
	Criminal	84	86	2.4%	78	- 9.3%
Civil	237	250	5.5%	231	- 7.6%	- 2.5%
Equity	96	120	25.0%	154	28.3%	60.4%

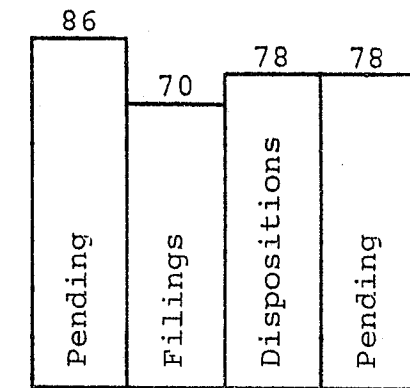
25th Circuit - Winston County




Criminal



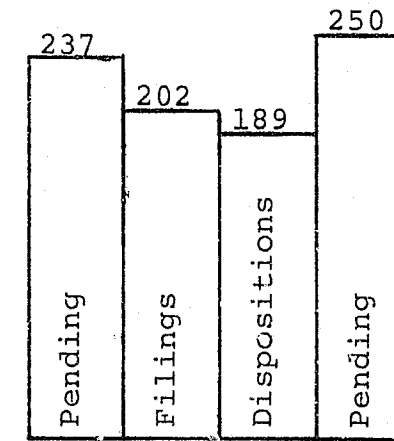
1/1/73 to 12/31/73



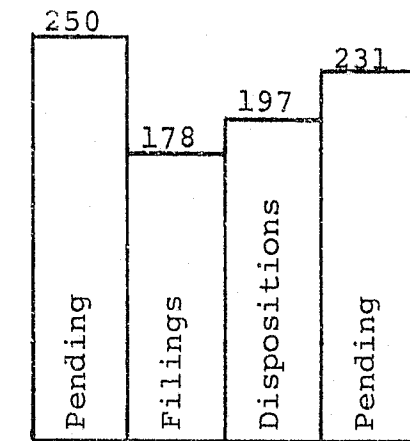
1/1/74 to 12/31/74




Civil



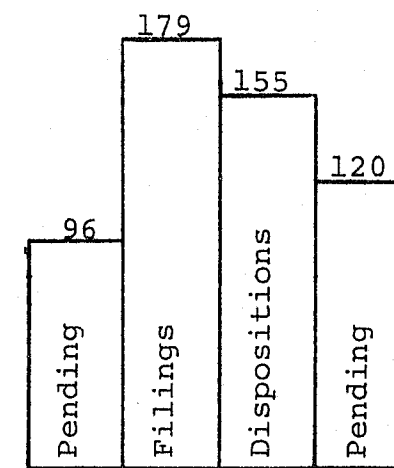
1/1/73 to 12/31/73



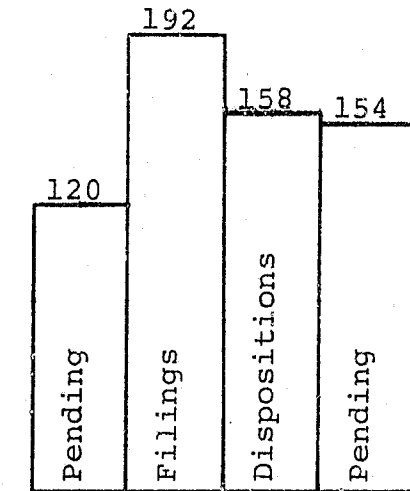
1/1/74 to 12/31/74



Equity



1/1/73 to 12/31/73



1/1/74 to 12/31/74

25th Judicial Circuit

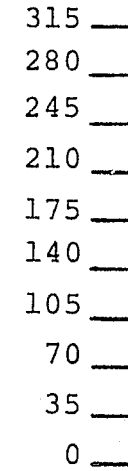
Summary

	TOTAL FILINGS			TOTAL DISPOSITIONS		
	Calendar Year 1973	Calendar Year 1974	% Change 1973-74	Calendar Year 1973	Calendar Year 1974	% Change 1973-74
Criminal	188	226	20.2%	135	243	80.0%
Civil	403	369	- 8.4%	377	337	-10.6%
Equity	279	310	11.1%	282	269	- 4.6%

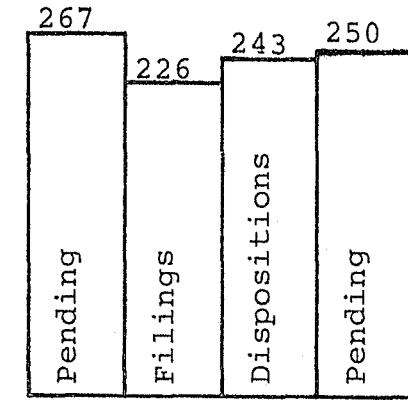
	Pending 12/31/72	Pending 12/31/73	% Change 1972-73	Pending 12/31/74	% Change 1973-74	% Change 1972-74
	Criminal	214	267	24.8%	250	- 6.4%
Civil	441	467	5.9%	499	6.9%	13.2%
Equity	194	191	- 1.6%	232	21.5%	19.6%

25th Circuit - Summary

Criminal

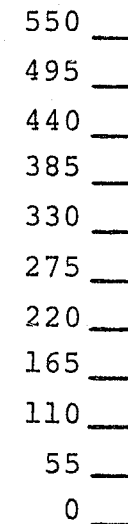


1/1/73 to 12/31/73

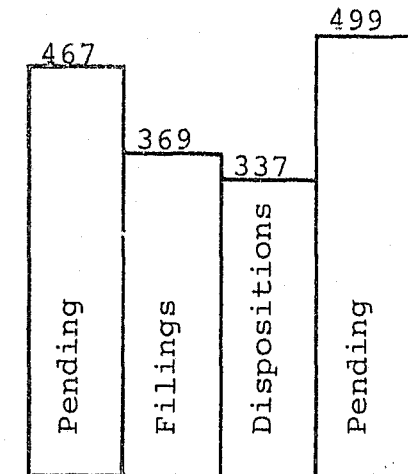


1/1/74 to 12/31/74

Civil

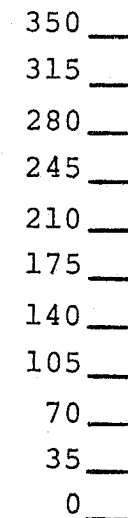


1/1/73 to 12/31/73

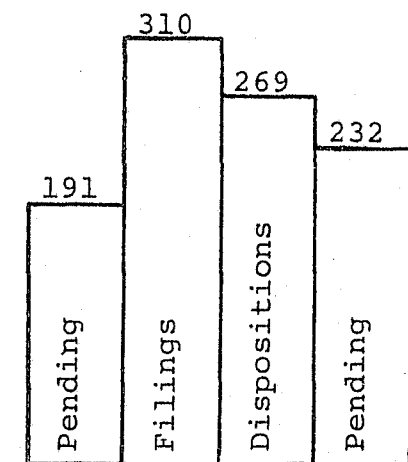


1/1/74 to 12/31/74

Equity



1/1/73 to 12/31/73



1/1/74 to 12/31/74

26th Judicial Circuit

Russell County

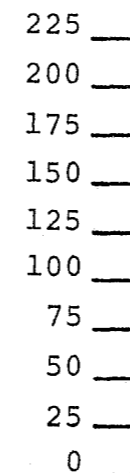
TOTAL FILINGS

TOTAL DISPOSITIONS


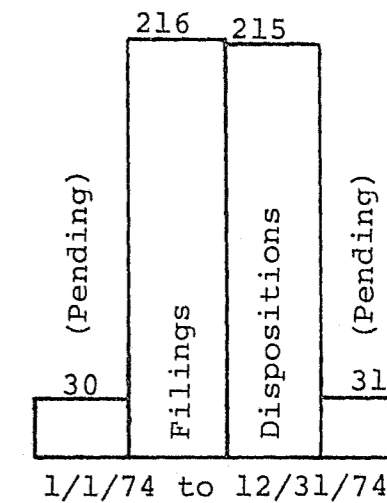
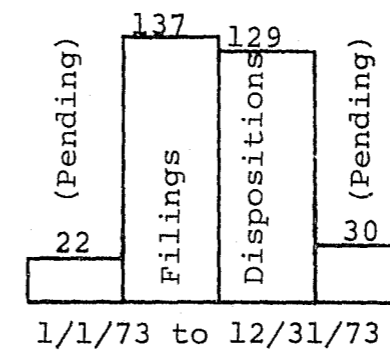
	Calendar Year 1973	Calendar Year 1974	% Change 1973-74	Calendar Year 1973	Calendar Year 1974	% Change 1973-74
Criminal	137	216	57.7%	129	215	66.7%
Civil	1116	2010	80.1%	1116	1800	61.3%
Equity	841	676	-19.6%	953	652	-31.6%

	Pending 12/31/72	Pending 12/31/73	% Change 1972-73	Pending 12/31/74	% Change 1973-74	% Change 1972-74
Criminal	22	30	36.4%	31	3.3%	40.9%
Civil	258	258	0	468	81.4%	81.4%
Equity	339	227	-33.0%	251	10.6%	-26.0%


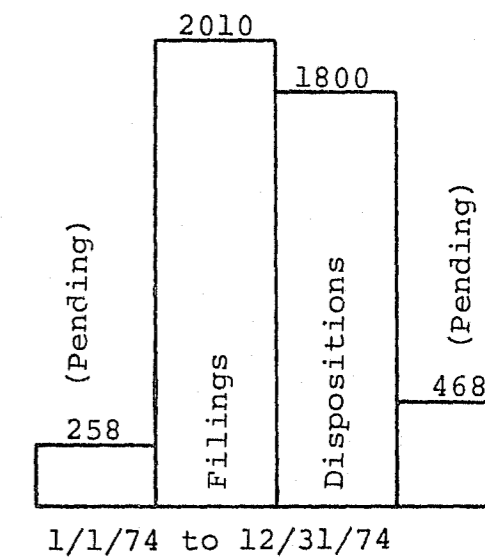
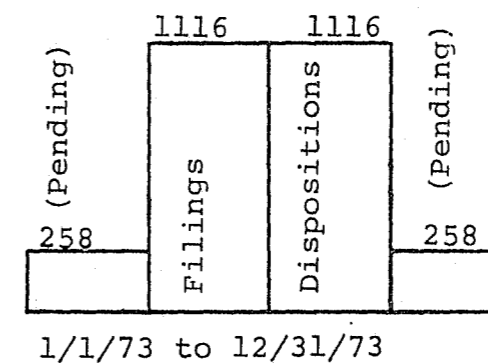
26th Circuit - Russell County



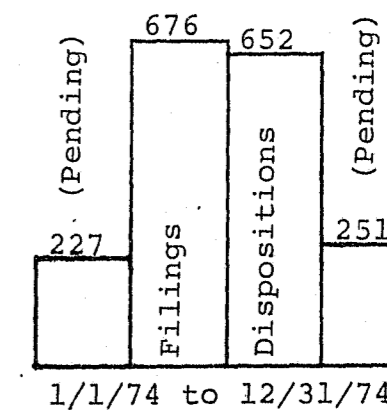
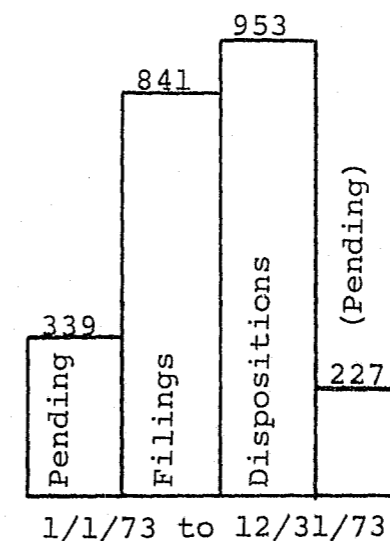
Criminal



Civil



Equity



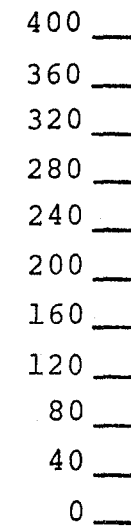
28th Judicial Circuit

Baldwin County

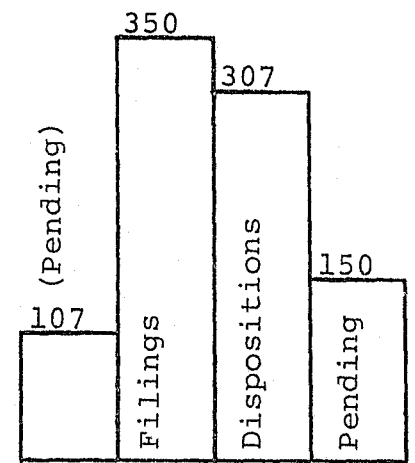
	TOTAL FILINGS			TOTAL DISPOSITIONS		
	Calendar Year 1973	Calendar Year 1974	% Change 1973-74	Calendar Year 1973	Calendar Year 1974	% Change 1973-74
Criminal	232	350	50.9%	302	307	1.7%
Civil	880	763	-13.3%	730	832	14.0%
Equity	771	910	18.0%	794	894	12.6%

	Pending 12/31/72	Pending 12/31/73	% Change 1972-73	Pending 12/31/74	% Change 1973-74	% Change 1972-74
	Criminal	177	107	-39.6%	150	40.2%
Civil	388	538	38.7%	469	-12.8%	20.9%
Equity	324	301	- 7.1%	317	5.3%	- 2.2%

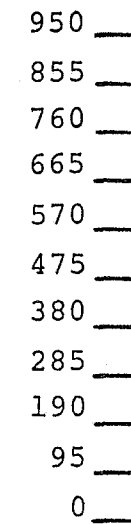
28th Circuit - Baldwin County



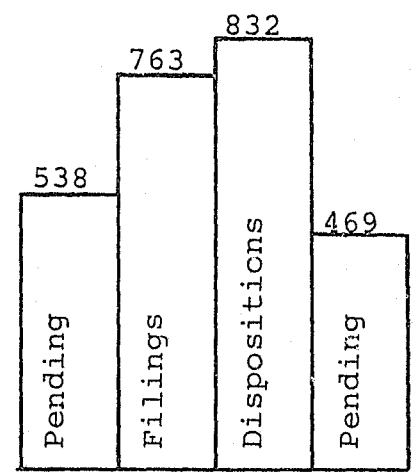
1/1/73 to 12/31/73



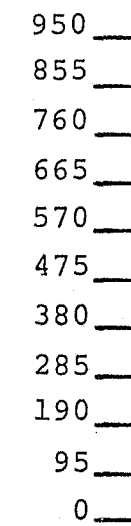
1/1/74 to 12/31/74



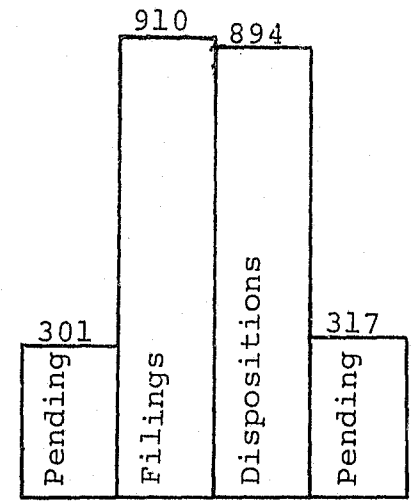
1/1/73 to 12/31/73



1/1/74 to 12/31/74



1/1/73 to 12/31/73



1/1/74 to 12/31/74


33rd Judicial Circuit

Dale County

	TOTAL FILINGS			TOTAL DISPOSITIONS		
	Calendar Year 1973	Calendar Year 1974	% Change 1973-74	Calendar Year 1973	Calendar Year 1974	% Change 1973-74
Criminal	77	178	131.2%	86	145	68.6%
Civil	171	331	93.6%	244	252	3.3%
Equity	233	329	41.2%	325	262	-19.4%

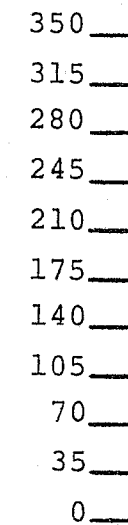
	Pending 12/31/72	Pending 12/31/73	% Change 1972-73	Pending 12/31/74	% Change 1973-74	% Change 1972-74
	Criminal	71	62	-12.7%	95	53.2%
Civil	279	206	-26.2%	285	38.4%	2.2%
Equity	184	92	-50.0%	159	72.8%	-13.6%

33rd Circuit - Dale County




1/1/73 to 12/31/73

Criminal



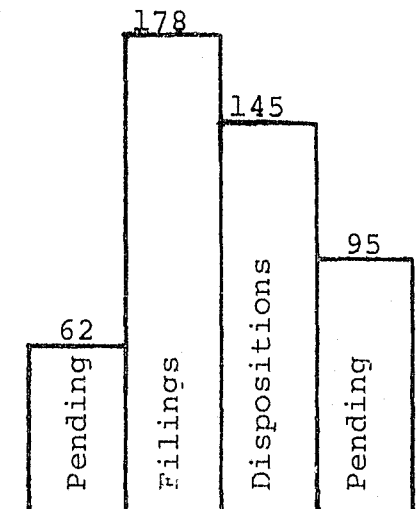
1/1/73 to 12/31/73

Civil

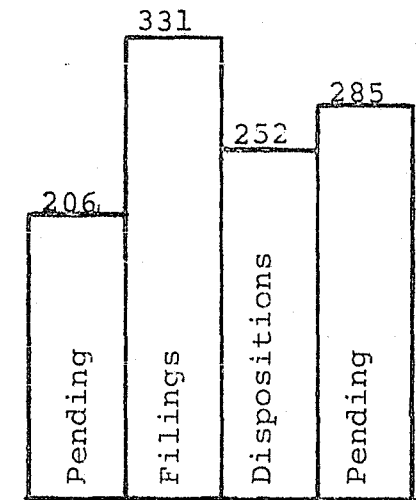


1/1/73 to 12/31/73

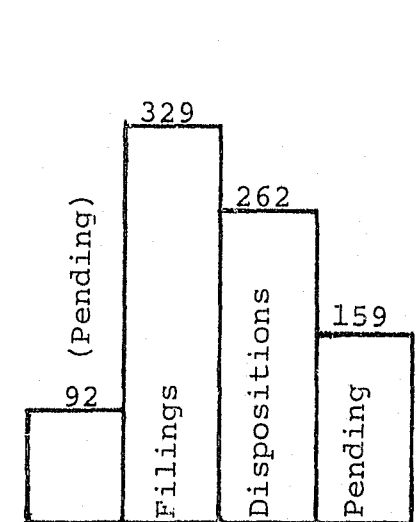
Equity



1/1/74 to 12/31/74



1/1/74 to 12/31/74



1/1/74 to 12/31/74

33rd Judicial Circuit

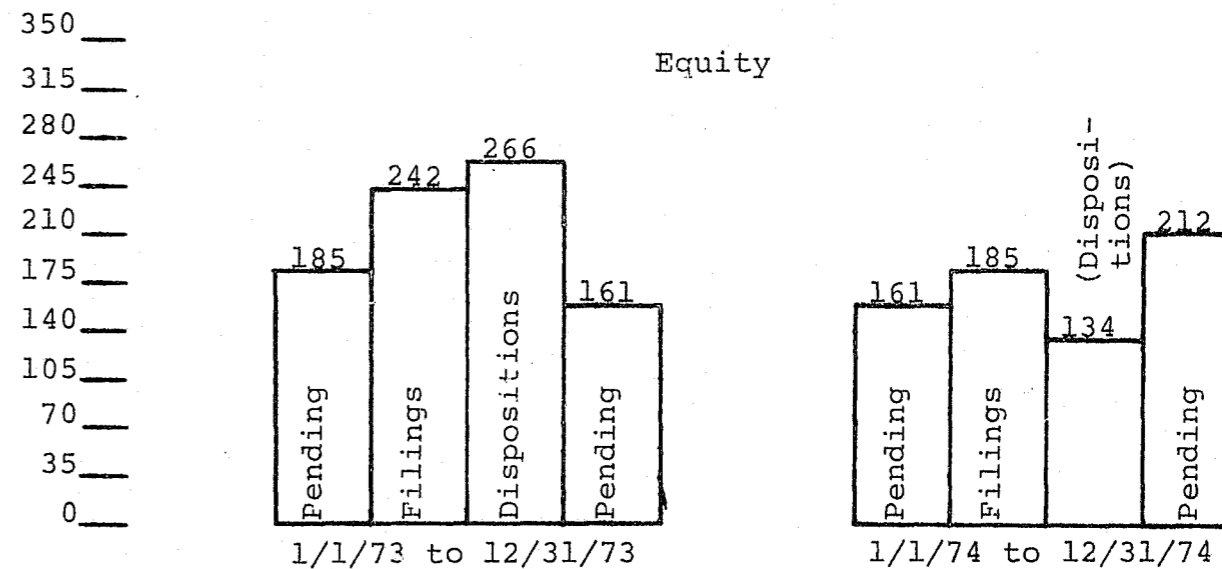
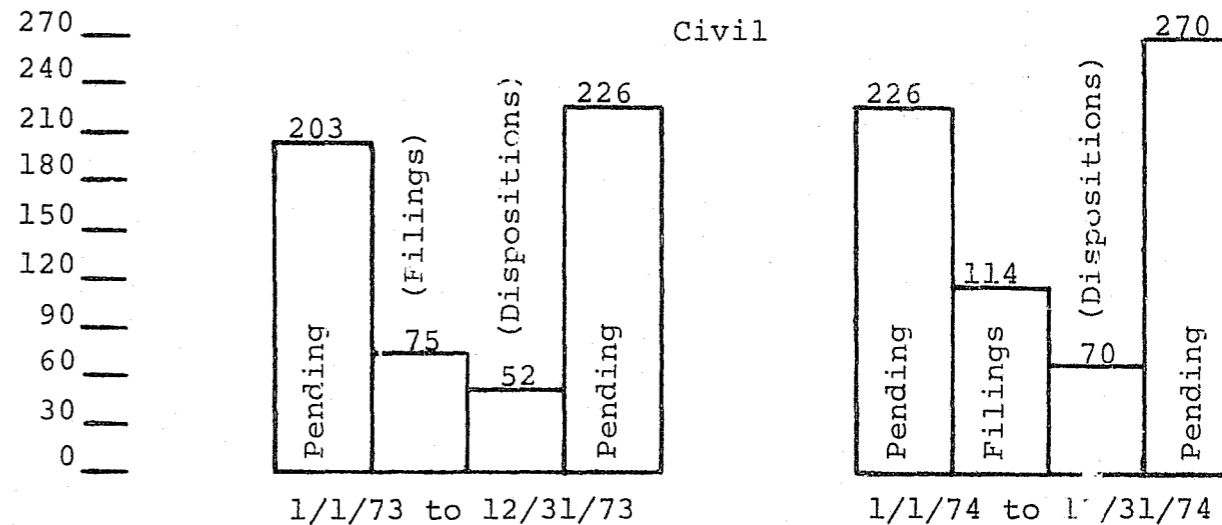
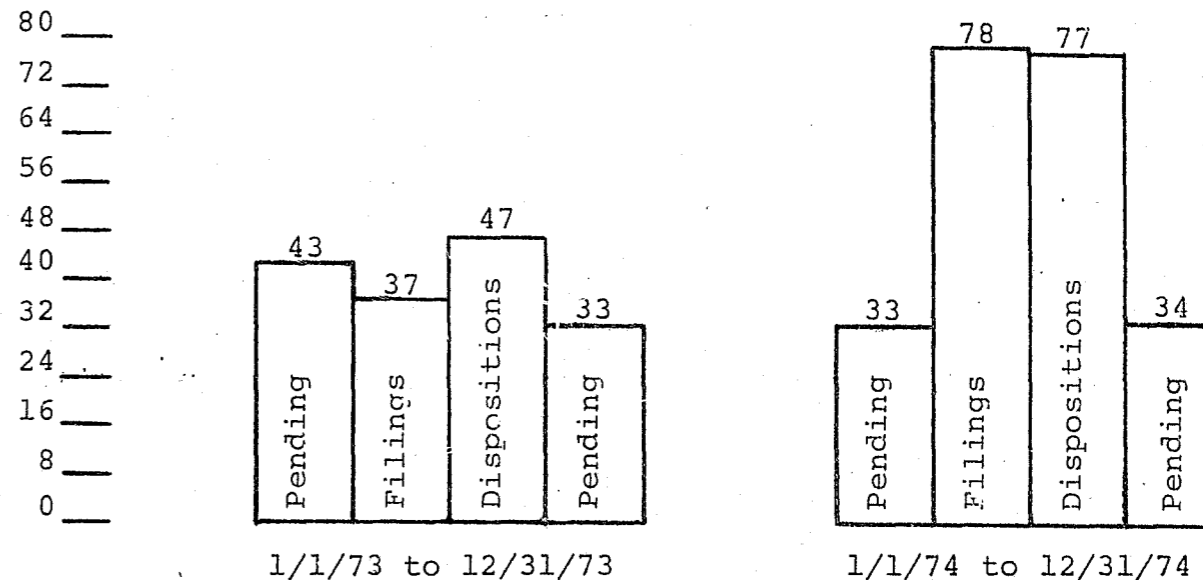
Geneva County

	TOTAL FILINGS			TOTAL DISPOSITIONS		
	Calendar Year 1973	Calendar Year 1974	% Change 1973-74	Calendar Year 1973	Calendar Year 1974	% Change 1973-74
Criminal	37	78	110.8%	47	77	63.8%
Civil	75	114	52.0%	52	70	34.6%
Equity	242	185	-23.6%	266	134	-49.6%

	Pending 12/31/72	Pending 12/31/73	% Change 1972-73	Pending 12/31/74	% Change 1973-74	% Change 1972-74
	Criminal	43	33	-23.3%	34	3.0%
Civil	203	226	11.3%	270	19.5%	33.0%
Equity	185	161	-13.0%	212	31.7%	14.6%

33rd Circuit - Geneva County

Criminal



33rd Judicial Circuit

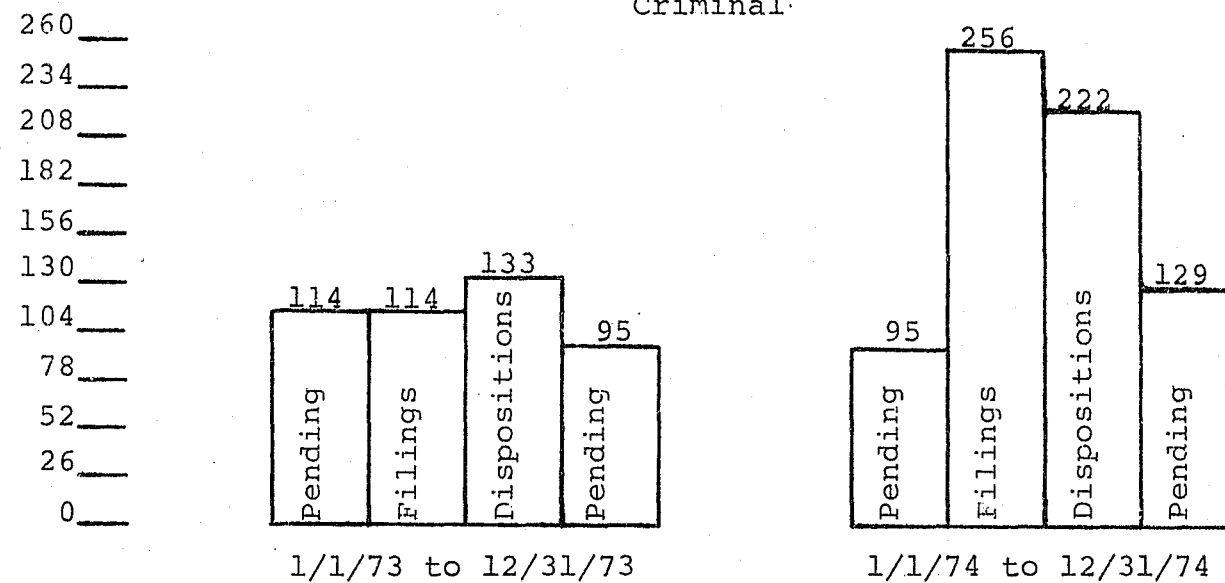
Summary

	TOTAL FILINGS			TOTAL DISPOSITIONS		
	Calendar Year 1973	Calendar Year 1974	% Change 1973-74	Calendar Year 1973	Calendar Year 1974	% Change 1973-74
Criminal	114	256	124.6%	133	222	66.9%
Civil	246	445	80.9%	296	322	8.8%
Equity	475	514	8.2%	591	396	-33.0%


	Pending 12/31/72	Pending 12/31/73	% Change 1972-73	Pending 12/31/74	% Change 1973-74	% Change 1972-74
	Criminal	114	95	-16.7%	129	35.8%
Civil	482	432	-10.4%	555	28.5%	15.1%
Equity	369	253	-31.4%	371	46.6%	.5%

33rd Circuit - Summary

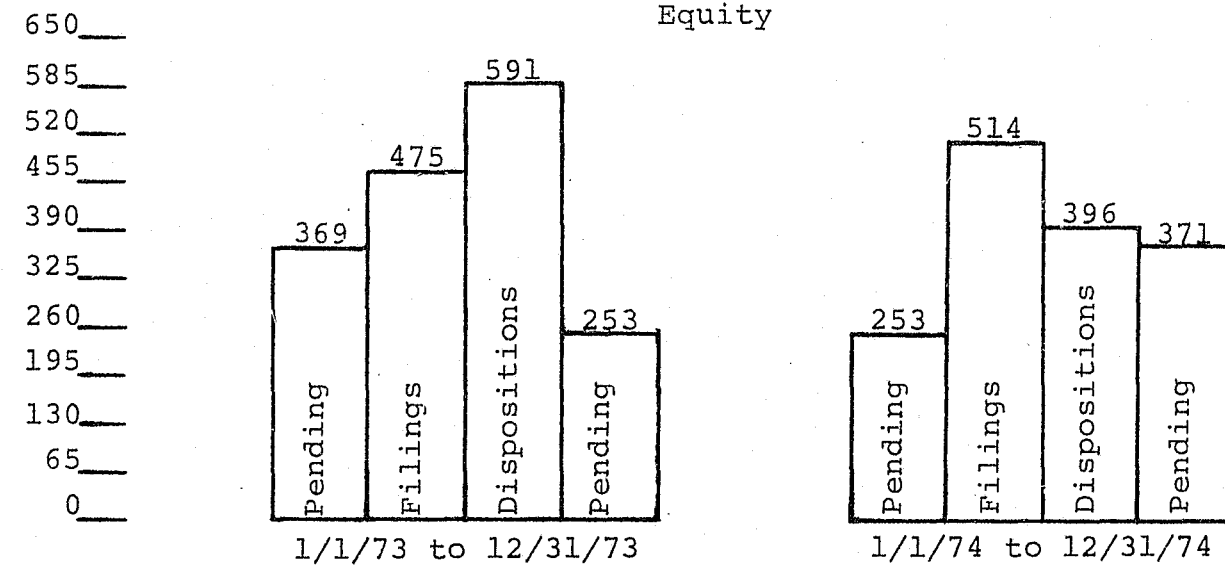
Criminal



Civil



Equity



34th Judicial Circuit

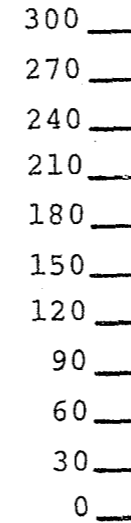
Franklin County

	TOTAL FILINGS			TOTAL DISPOSITIONS		
	Calendar Year 1973	Calendar Year 1974	% Change 1973-74	Calendar Year 1973	Calendar Year 1974	% Change 1973-74
Criminal	242	189	-21.9%	256	208	18.8%
Civil	248	306	23.4%	344	342	-.6%
Equity	380	339	-10.8%	380	297	-21.8%

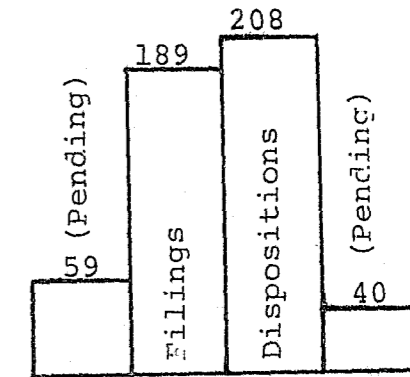
	Pending 12/31/72	Pending 12/31/73	% Change 1972-73	Pending 12/31/74	% Change 1973-74	% Change 1972-74
	Criminal	73	59	-19.2%	40	32.2%
Civil	276	180	-34.8%	144	-20.0%	-47.8%
Equity	111	111	0	153	37.8%	37.8%

34th Circuit - Franklin County

Criminal




1/1/73 to 12/31/73

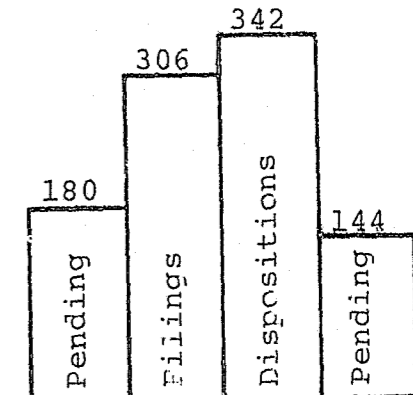


1/1/74 to 12/31/74

Civil

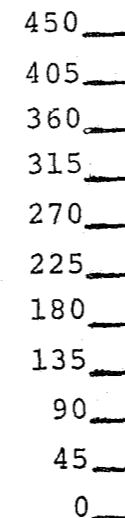


1/1/73 to 12/31/73

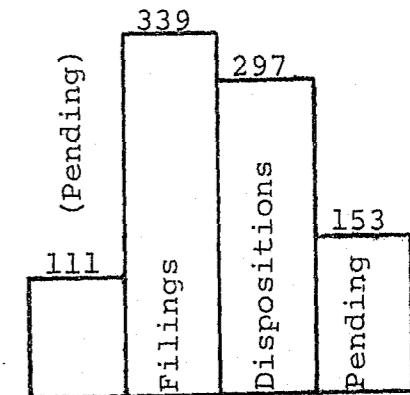


1/1/74 to 12/31/74

Equity



1/1/73 to 12/31/73



1/1/74 to 12/31/74

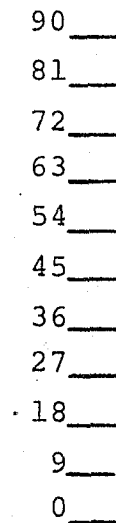
35th Judicial Circuit

Conecuh County


	TOTAL FILINGS			TOTAL DISPOSITIONS		
	Calendar Year 1973	Calendar Year 1974	% Change 1973-74	Calendar Year 1973	Calendar Year 1974	% Change 1973-74
Criminal	61	58	- 4.9%	62	52	-16.1%
Civil	141	123	-12.7%	158	141	-10.8%
Equity	115	105	- 8.7%	114	133	16.6%

	Pending 12/31/72	Pending 12/31/73	% Change 1972-73	Pending 12/31/74	% Change 1973-74	% Change 1972-74
	Criminal	3	2	-33.3%	8	300.0%
Civil	85	68	-20.0%	50	-26.5%	-41.2%
Equity	72	73	1.4%	45	-38.4%	-37.5%


35th Circuit - Conecuh County



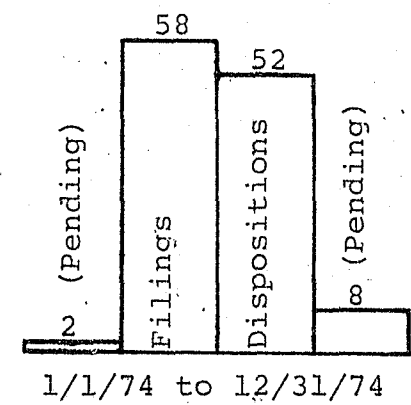
Criminal



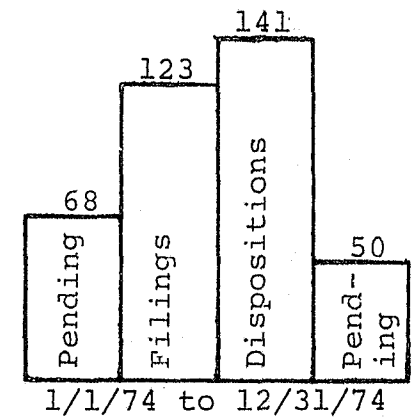
Civil



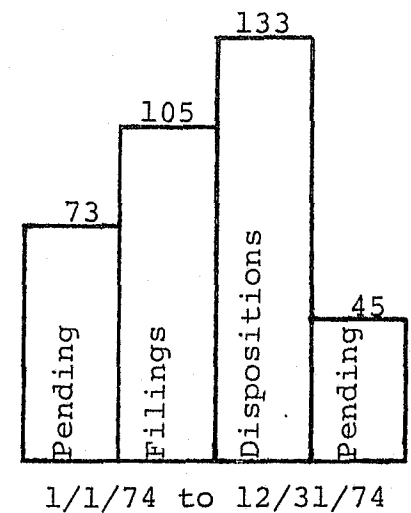
Equity



1/1/74 to 12/31/74



1/1/74 to 12/31/74



1/1/74 to 12/31/74

35th Judicial Circuit

Monroe County

TOTAL FILINGS

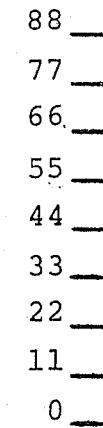
TOTAL DISPOSITIONS

	Calendar Year 1973	Calendar Year 1974	% Change 1973-74	Calendar Year 1973	Calendar Year 1974	% Change 1973-74
Criminal	51	86	68.6%	61	71	16.4%
Civil	230	199	-13.5%	182	201	10.4%
Equity	172	207	20.4%	173	181	4.6%

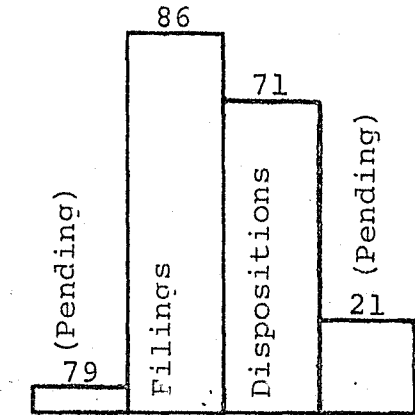
	Pending 12/31/72	Pending 12/31/73	% Change 1972-73	Pending 12/31/74	% Change 1973-74	% Change 1972-74
Criminal	16	6	-62.5%	21	250.0%	31.3%
Civil	31	79	154.8%	77	- 2.5%	148.4%
Equity	63	62	- 1.6%	88	41.9%	39.7%

35th Circuit - Monroe County

Criminal

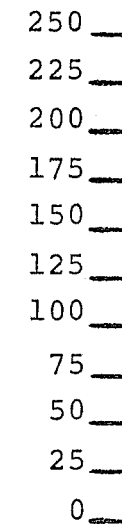


1/1/73 to 12/31/73

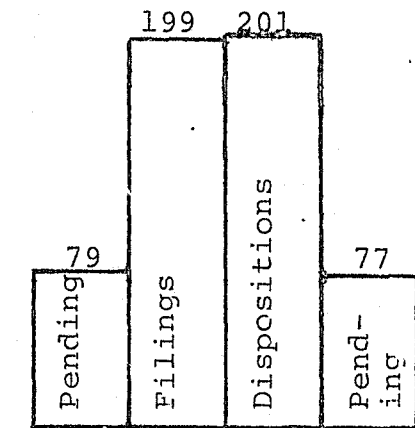


1/1/74 to 12/31/74

Civil




1/1/73 to 12/31/73

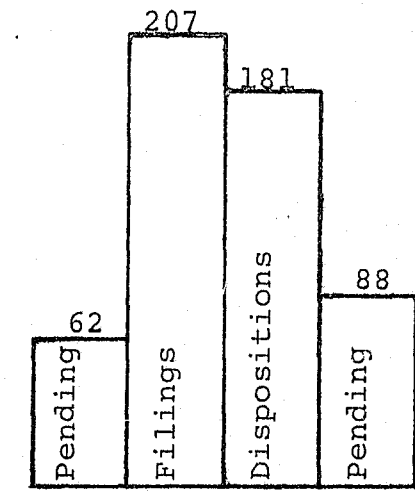


1/1/74 to 12/31/74

Equity



1/1/73 to 12/31/73



1/1/74 to 12/31/74

35th Judicial Circuit

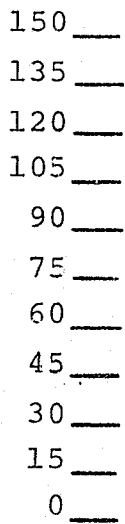
Summary

	<u>TOTAL FILINGS</u>			<u>TOTAL DISPOSITIONS</u>		
	<u>Calendar Year 1973</u>	<u>Calendar Year 1974</u>	<u>% Change 1973-74</u>	<u>Calendar Year 1973</u>	<u>Calendar Year 1974</u>	<u>% Change 1973-74</u>
Criminal	<u>112</u>	<u>144</u>	<u>28.6%</u>	<u>123</u>	<u>123</u>	<u>0</u>
Civil	<u>371</u>	<u>322</u>	<u>-13.2%</u>	<u>340</u>	<u>342</u>	<u>.6%</u>
Equity	<u>287</u>	<u>312</u>	<u>8.7%</u>	<u>287</u>	<u>314</u>	<u>9.4%</u>
	<u>Pending 12/31/72</u>	<u>Pending 12/31/73</u>	<u>% Change 1972-73</u>	<u>Pending 12/31/74</u>	<u>% Change 1973-74</u>	<u>% Change 1972-74</u>
Criminal	<u>19</u>	<u>8</u>	<u>-57.9%</u>	<u>29</u>	<u>262.5%</u>	<u>52.6%</u>
Civil	<u>116</u>	<u>147</u>	<u>26.7%</u>	<u>127</u>	<u>-13.6%</u>	<u>9.5%</u>
Equity	<u>135</u>	<u>135</u>	<u>0</u>	<u>133</u>	<u>- 1.5%</u>	<u>- 1.5%</u>

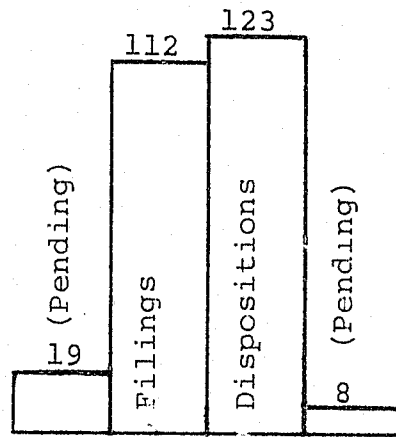
CONTINUED

1 OF 3

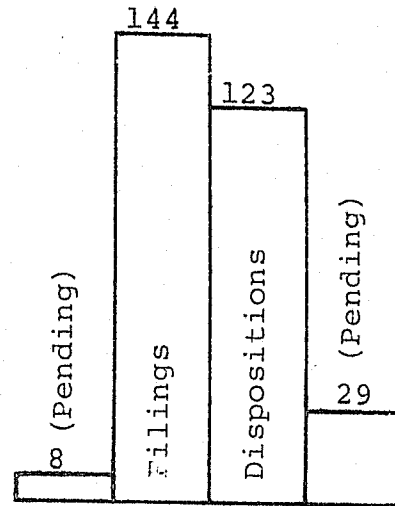
35th Circuit - Summary



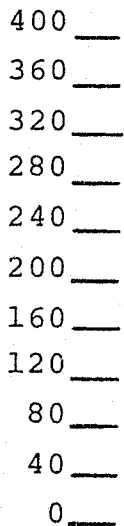
Criminal



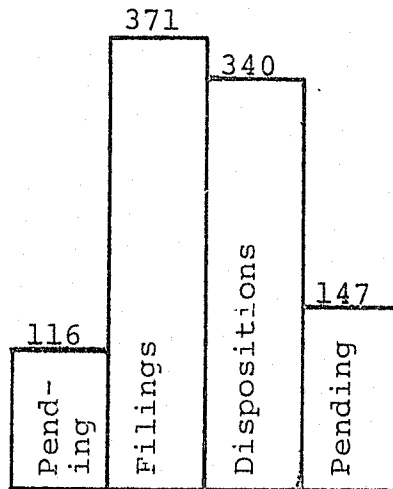
1/1/73 to 12/31/73



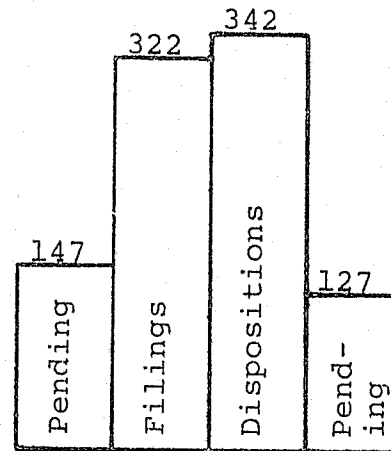
1/1/74 to 12/31/74



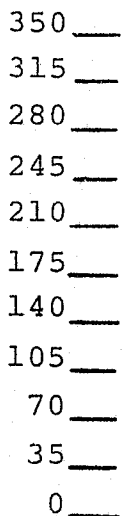
Civil



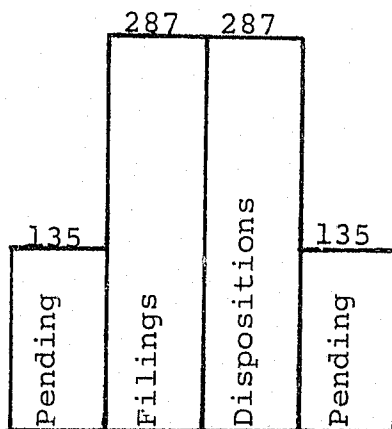
1/1/73 to 12/31/73



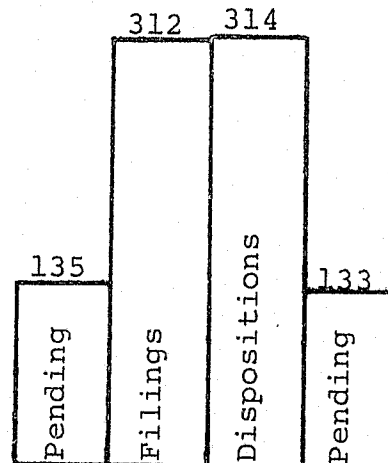
1/1/74 to 12/31/74



Equity



1/1/73 to 12/31/73

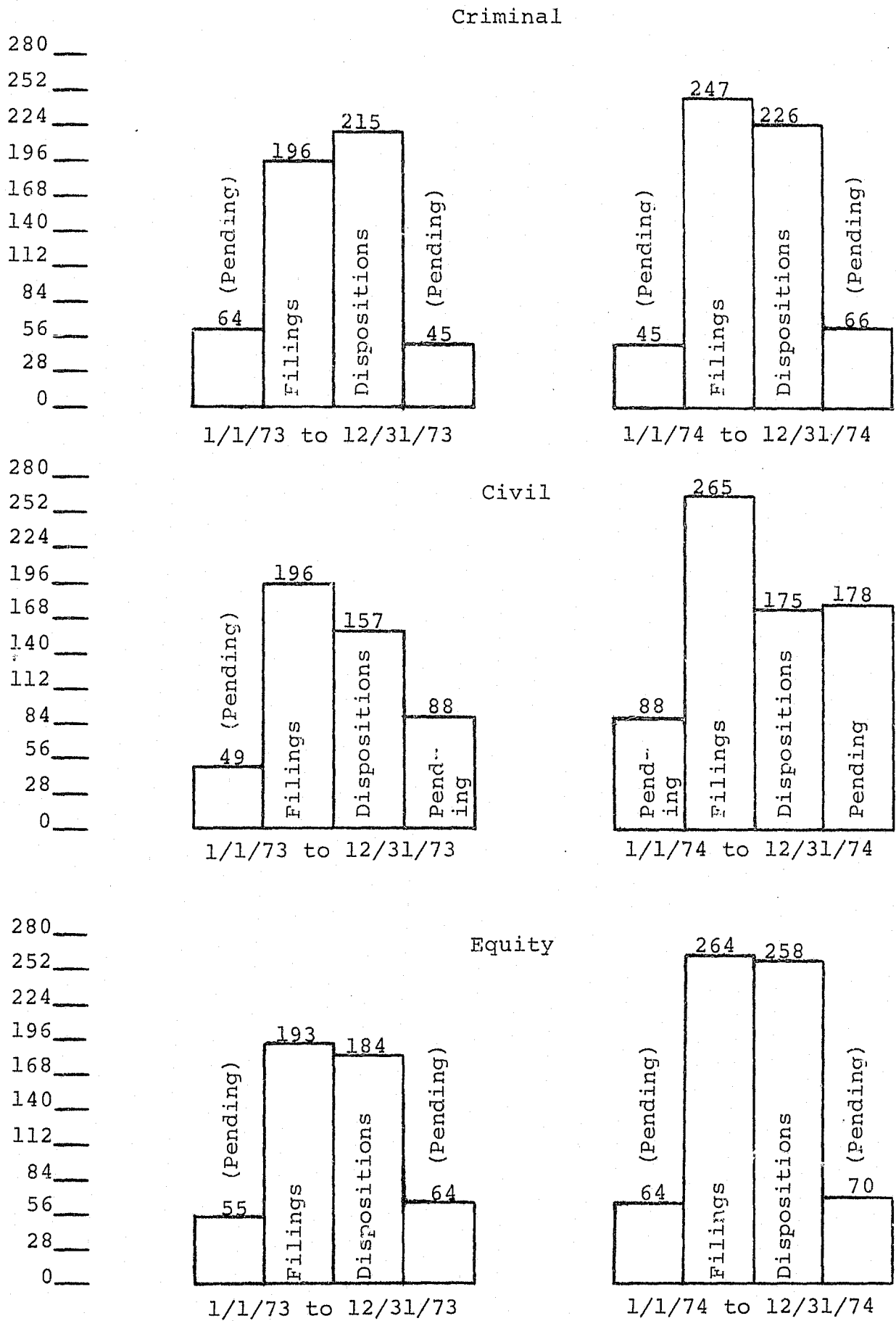


1/1/74 to 12/31/74

36th Judicial Circuit
Lawrence County

	TOTAL FILINGS			TOTAL DISPOSITIONS		
	Calendar Year 1973	Calendar Year 1974	% Change 1973-74	Calendar Year 1973	Calendar Year 1974	% Change 1973-74
Criminal	196	247	26.0%	215	226	5.1%
Civil	196	265	35.2%	157	175	11.5%
Equity	193	264	36.8%	184	258	40.2%

	Pending 12/31/72	Pending 12/31/73	% Change 1972-73	Pending 12/31/74	% Change 1973-74	% Change 1972-74
	Criminal	64	45	-29.7%	66	46.7%
Civil	49	88	79.6%	178	102.3%	263.3%
Equity	55	64	16.4%	70	9.4%	27.3%




38th Judicial Circuit

Jackson County

	TOTAL FILINGS			TOTAL DISPOSITIONS		
	Calendar Year 1973	Calendar Year 1974	% Change 1973-74	Calendar Year 1973	Calendar Year 1974	% Change 1973-74
Criminal	233	345	48.1%	190	476	150.5%
Civil	152	211	38.8%	187	396	111.8%
Equity	418	458	9.6%	421	432	2.6%


	Pending 12/31/72	Pending 12/31/73	% Change 1972-73	Pending 12/31/74	% Change 1973-74	% Change 1972-74
	Criminal	282	325	15.3%	194	-40.3%
Civil	425	390	- 8.2%	205	-47.4%	-51.8%
Equity	375	372	- .8%	398	7.0%	6.1%

38th Circuit - Jackson County




1/1/73 to 12/31/73

Criminal




1/1/73 to 12/31/73

Civil

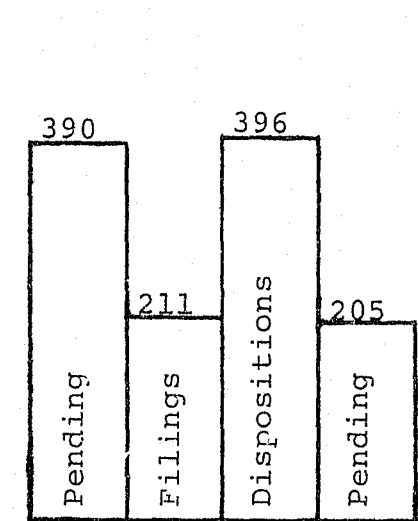


1/1/73 to 12/31/73

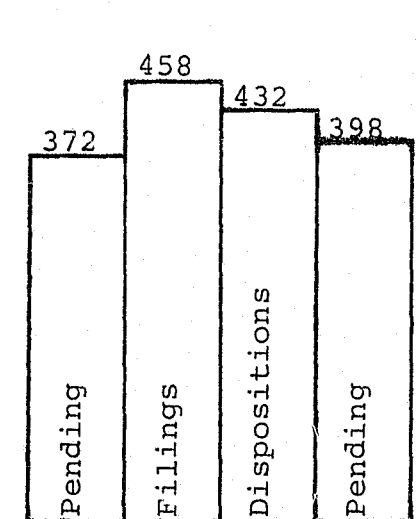
Equity



1/1/74 to 12/31/74



1/1/74 to 12/31/74



1/1/74 to 12/31/74

4th Judicial Circuit

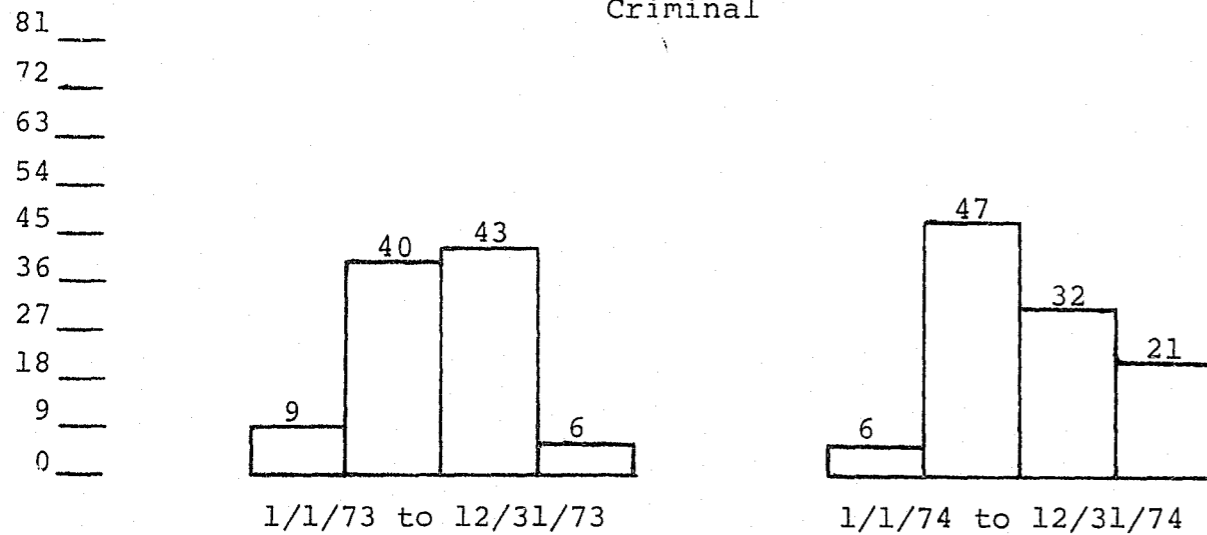
Bibb County

TWO-JUDGE CIRCUITS

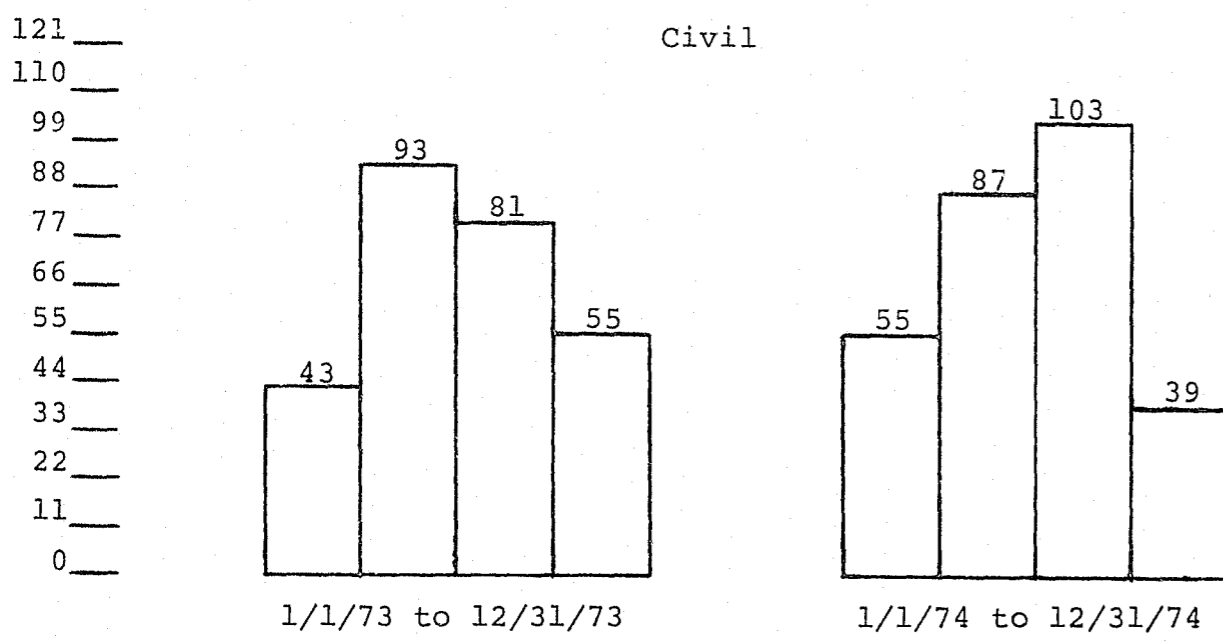
	<u>TOTAL FILINGS</u>			<u>TOTAL DISPOSITIONS</u>		
	<u>Calendar Year 1973</u>	<u>Calendar Year 1974</u>	<u>% Change 1973-74</u>	<u>Calendar Year 1973</u>	<u>Calendar Year 1974</u>	<u>% Change 1973-74</u>
Criminal	<u>40</u>	<u>47</u>	<u>17.5%</u>	<u>43</u>	<u>32</u>	<u>-25.6%</u>
Civil	<u>93</u>	<u>87</u>	<u>- 6.5%</u>	<u>81</u>	<u>103</u>	<u>27.2%</u>
Equity	<u>85</u>	<u>105</u>	<u>23.5%</u>	<u>86</u>	<u>111</u>	<u>29.1%</u>
	<u>Pending 12/31/72</u>	<u>Pending 12/31/73</u>	<u>% Change 1972-73</u>	<u>Pending 12/31/74</u>	<u>% Change 1973-74</u>	<u>% Change 1972-74</u>
Criminal	<u>9</u>	<u>6</u>	<u>-33.3%</u>	<u>21</u>	<u>250.0%</u>	<u>133.3%</u>
Civil	<u>43</u>	<u>55</u>	<u>27.9%</u>	<u>39</u>	<u>-29.1%</u>	<u>- 9.3%</u>
Equity	<u>65</u>	<u>64</u>	<u>- 1.5%</u>	<u>58</u>	<u>- 9.4%</u>	<u>-10.8%</u>

4th Circuit - Bibb County

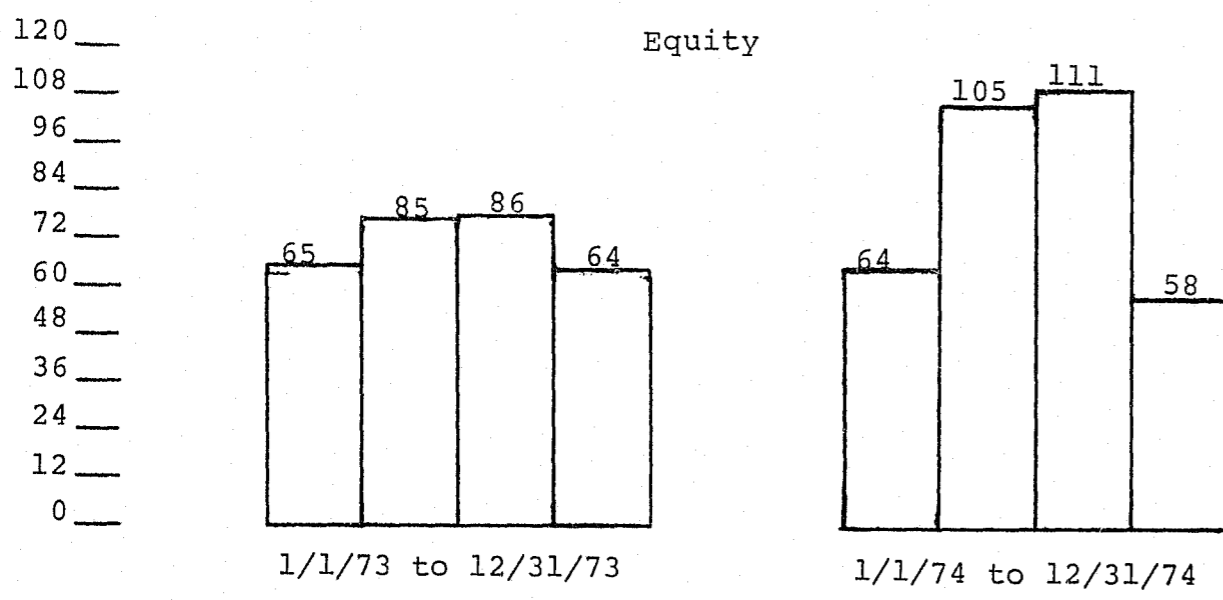
Criminal



Civil



Equity



4th Judicial Circuit

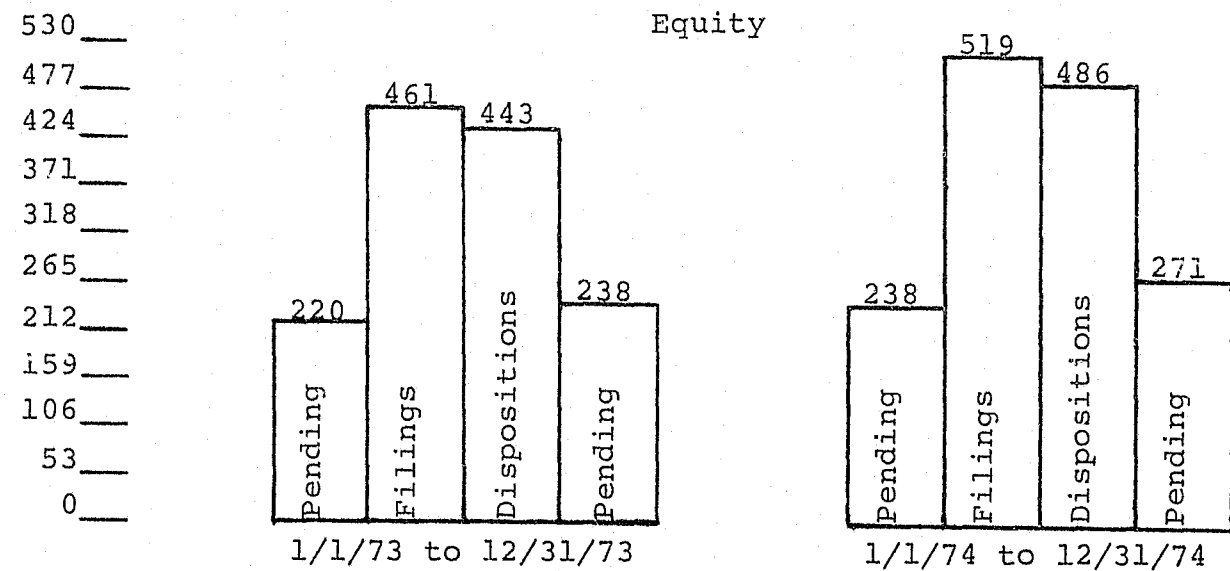
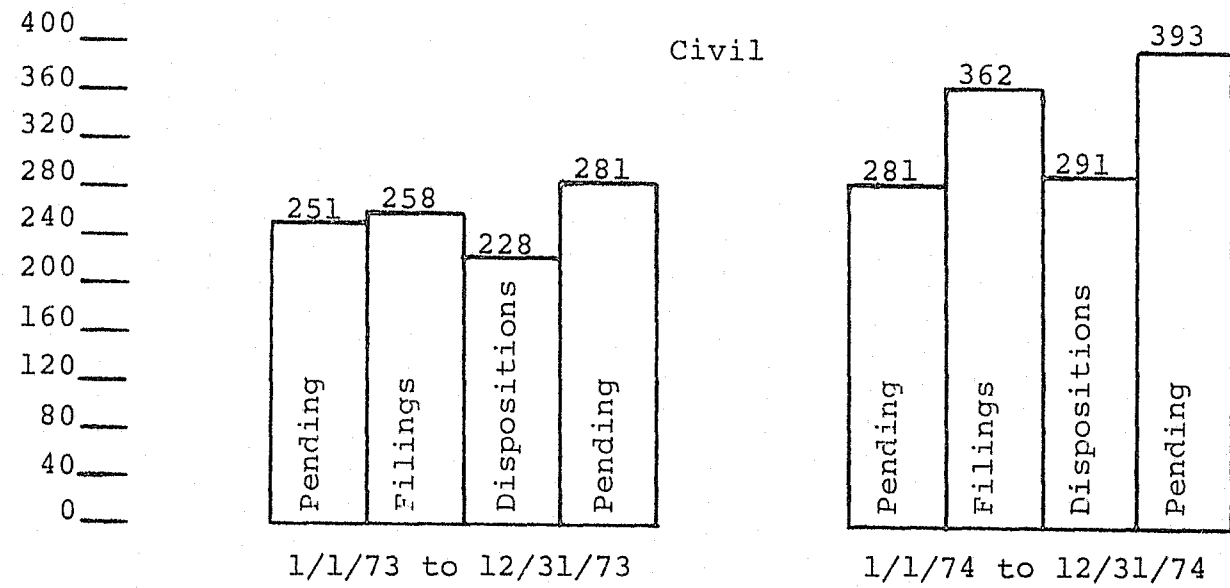
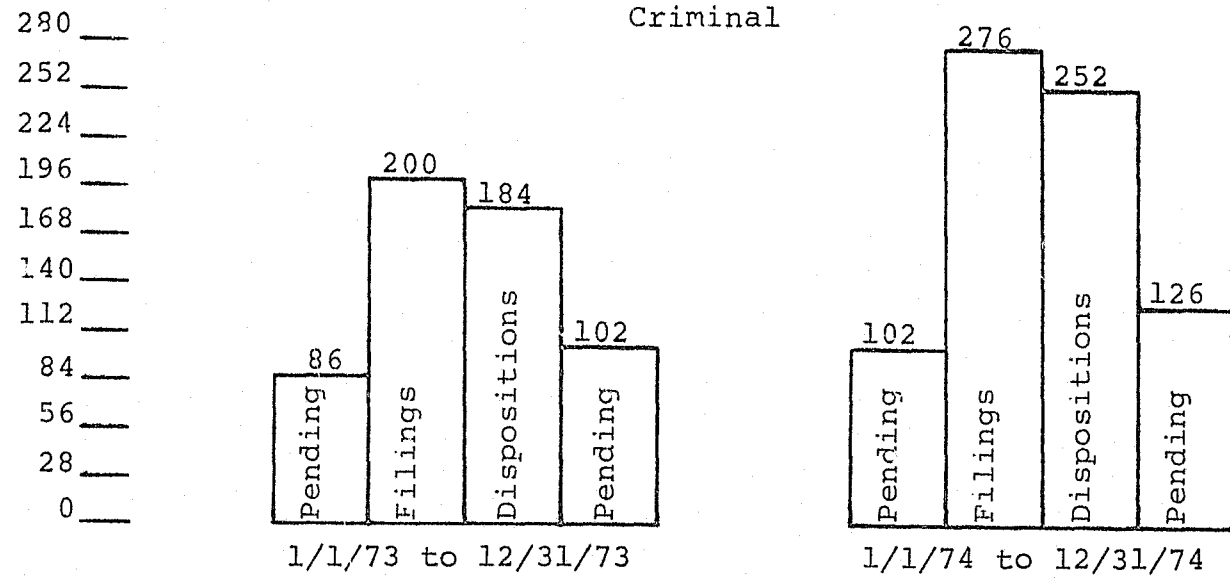
Dallas County

	TOTAL FILINGS			TOTAL DISPOSITIONS		
	Calendar Year 1973	Calendar Year 1974	% Change 1973-74	Calendar Year 1973	Calendar Year 1974	% Change 1973-74
Criminal	200	276	38.0%	184	252	37.0%
Civil	258	362	40.3%	228	291	27.6%
Equity	461	519	12.6%	443	486	9.7%

	Pending 12/31/72	Pending 12/31/73	% Change 1972-73	Pending 12/31/74	% Change 1973-74	% Change 1972-74
Criminal	86	102	18.6%	126	23.5%	46.5%
Civil	251	281*	12.0%	393	39.9%	56.6%
Equity	220	238	8.2%	271	13.9%	23.2%

* Corrected figure

4th Circuit - Dallas County



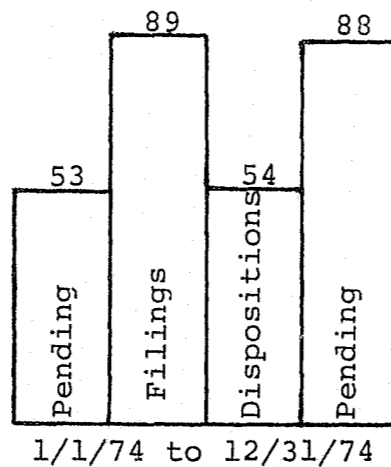
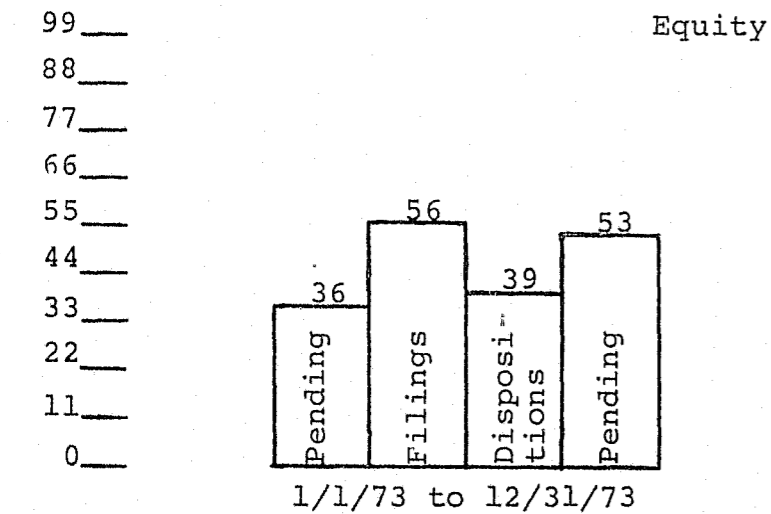
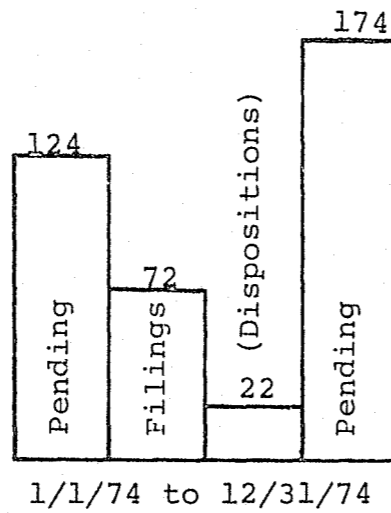
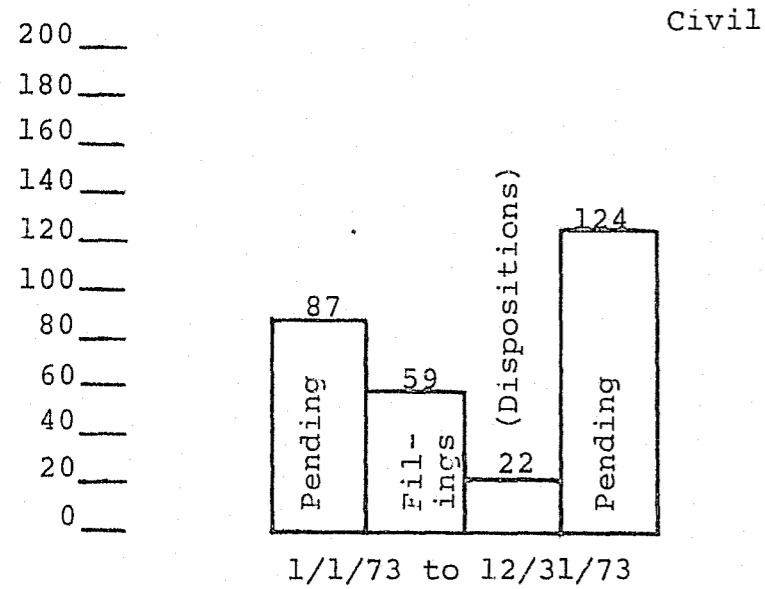
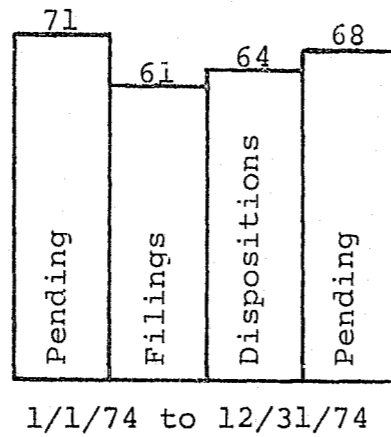
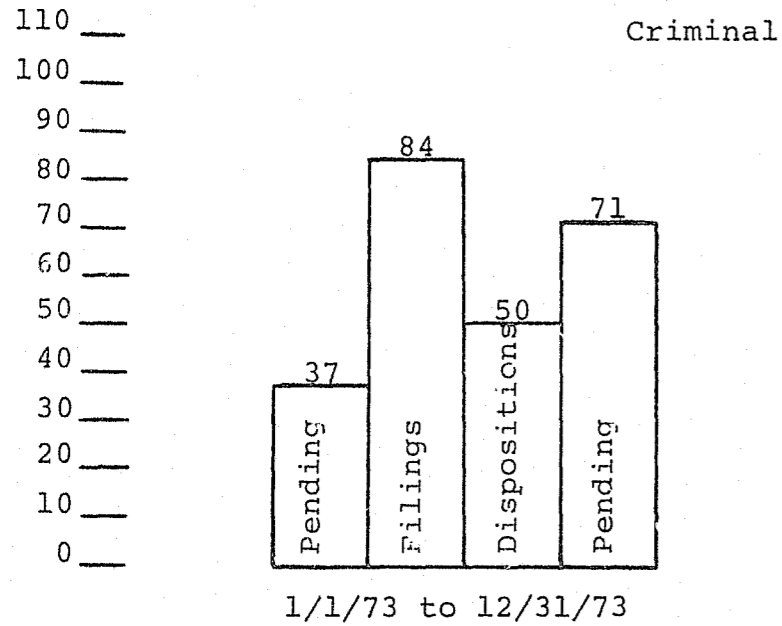
4th Judicial Circuit

Hale County

	TOTAL FILINGS			TOTAL DISPOSITIONS		
	Calendar Year 1973	Calendar Year 1974	% Change 1973-74	Calendar Year 1973	Calendar Year 1974	% Change 1973-74
Criminal	84	61	-27.4%	50	64	28.0%
Civil	59	72	18.1%	22	22	0
Equity	56	89	58.9%	39	54	27.8%

	Pending 12/31/72	Pending 12/31/73	% Change 1972-73	Pending 12/31/74	% Change 1973-74	% Change 1972-74
Criminal	37	71	91.9%	68	- 5.6%	83.8%
Civil	87	124	42.5%	174	40.3%	100.0%
Equity	36	53	47.2%	88	66.0%	144.4%

4th Circuit - Hale County



4th Judicial Circuit

Perry County

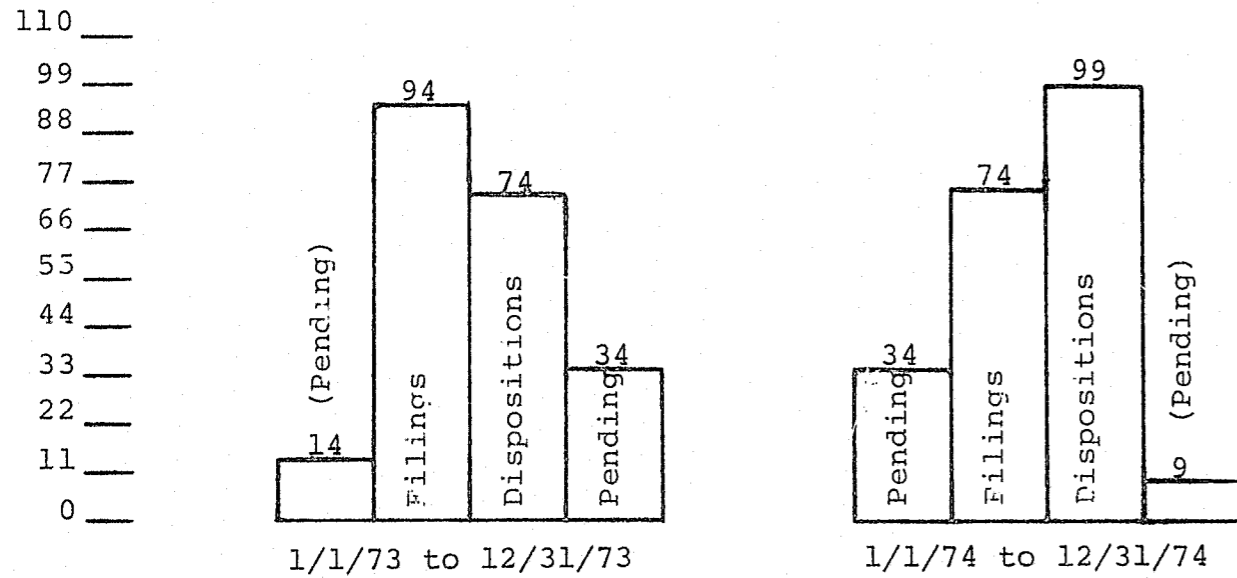
	TOTAL FILINGS			TOTAL DISPOSITIONS		
	Calendar Year 1973	Calendar Year 1974	% Change 1973-74	Calendar Year 1973	Calendar Year 1974	% Change 1973-74
Criminal	94	74	-21.3%	74	99	33.8%
Civil	97	100	3.1%	99	76	-23.2%
Equity	63	81	28.6%	66	77	16.7%

	Pending 12/31/72	Pending 12/31/73	% Change 1972-73	Pending 12/31/74	% Change 1973-74	% Change 1972-74
Criminal	14	34	142.9%	9	-73.5%	-35.7%
Civil	51	49	-3.9%	73	49.0%	43.1%
Equity	48	45	-6.3%	50*	11.1%	4.2%

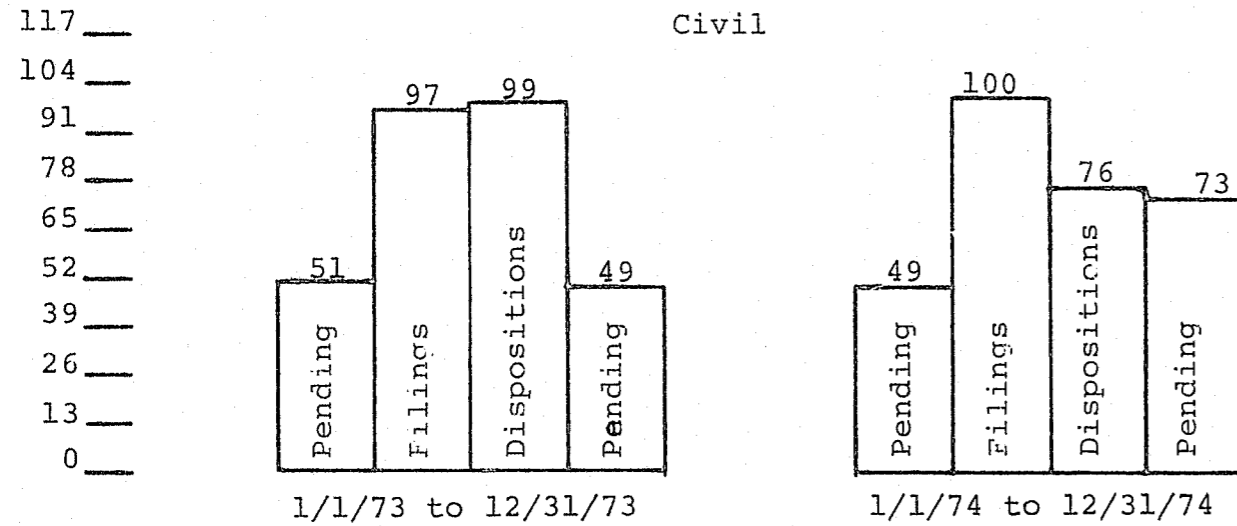
* Corrected figure

4th Circuit - Perry County

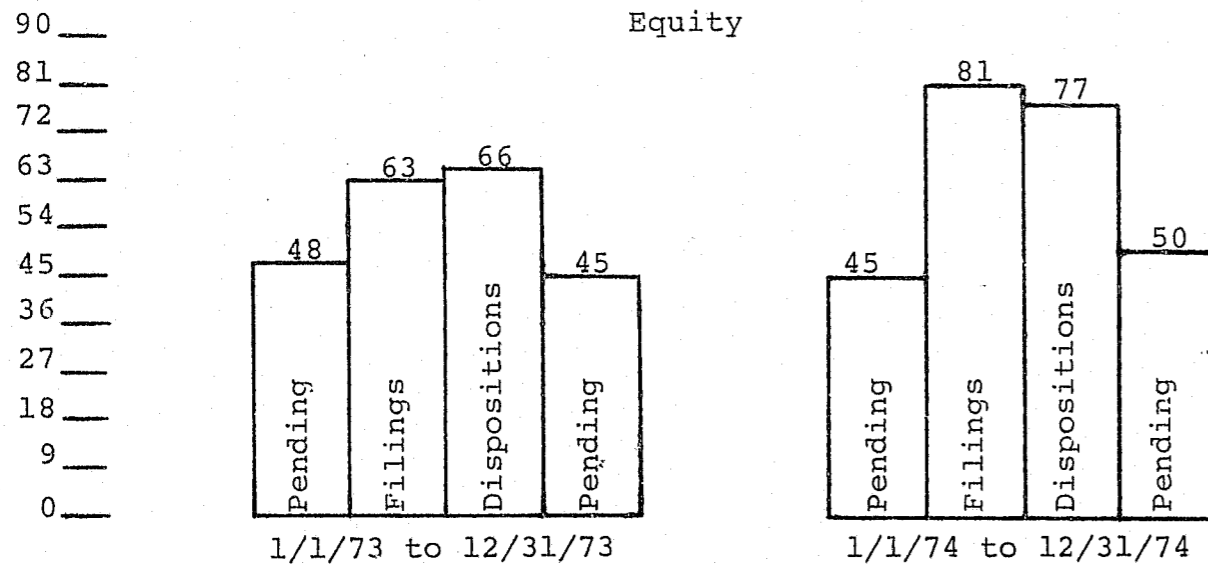
Criminal



Civil



Equity



4th Judicial Circuit

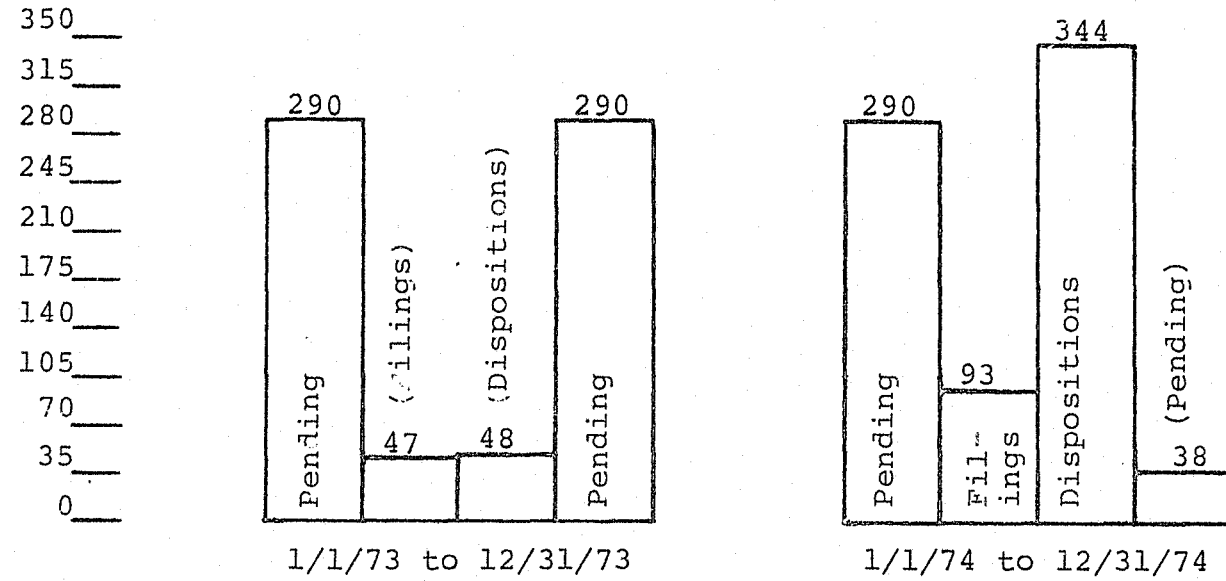
Wilcox County

	TOTAL FILINGS			TOTAL DISPOSITIONS		
	Calendar Year 1973	Calendar Year 1974	% Change 1973-74	Calendar Year 1973	Calendar Year 1974	% Change 1973-74
Criminal	47	93	97.9%	48	344	616.7%
Civil	109	79	-27.5%	89	84	-6.0%
Equity	67	65	-3.0%	59	47	-20.3%

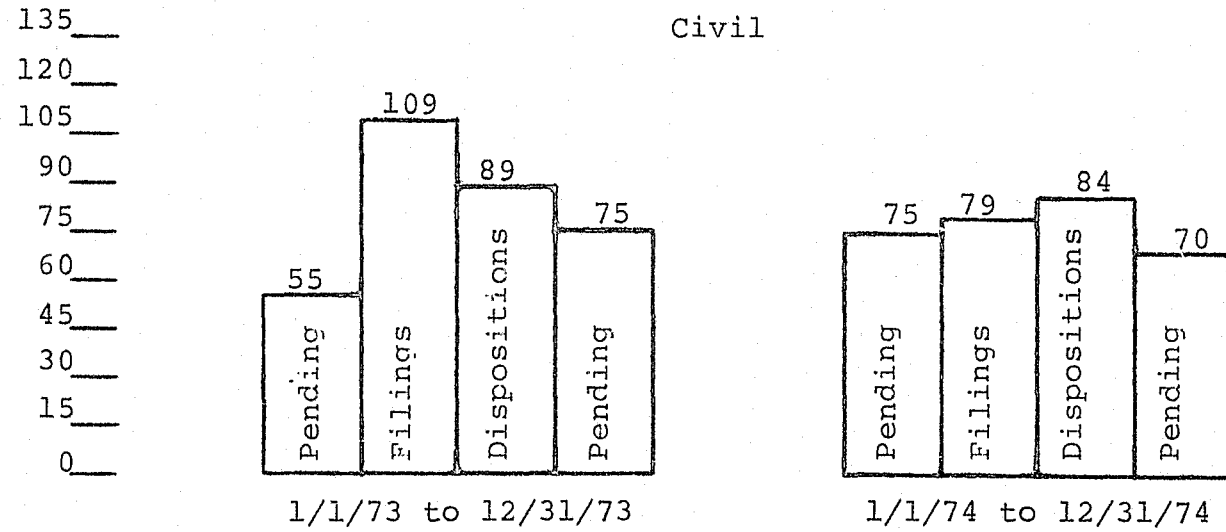
	Pending 12/31/72	Pending 12/31/73	% Change 1972-73	Pending 12/31/74	% Change 1973-74	% Change 1972-74
Criminal	290	289	-.3%	38	-86.9%	-86.9%
Civil	55	75	36.4%	70	-6.7%	27.3%
Equity	12	20	66.7%	38	90.0%	216.7%

4th Circuit - Wilcox County

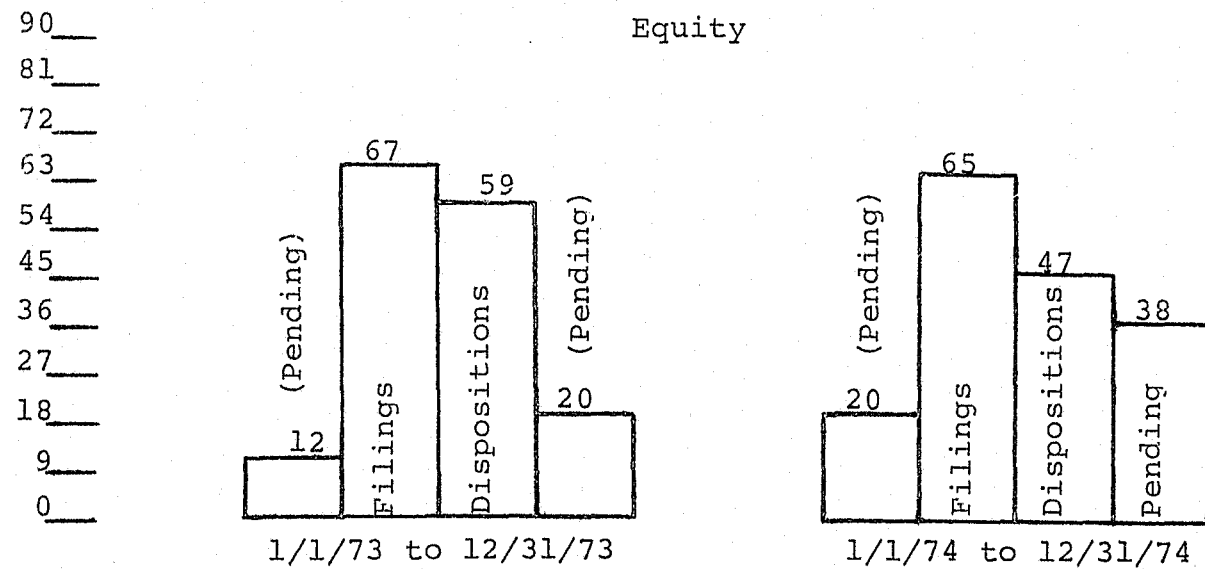
Criminal



Civil



Equity



4th Judicial Circuit

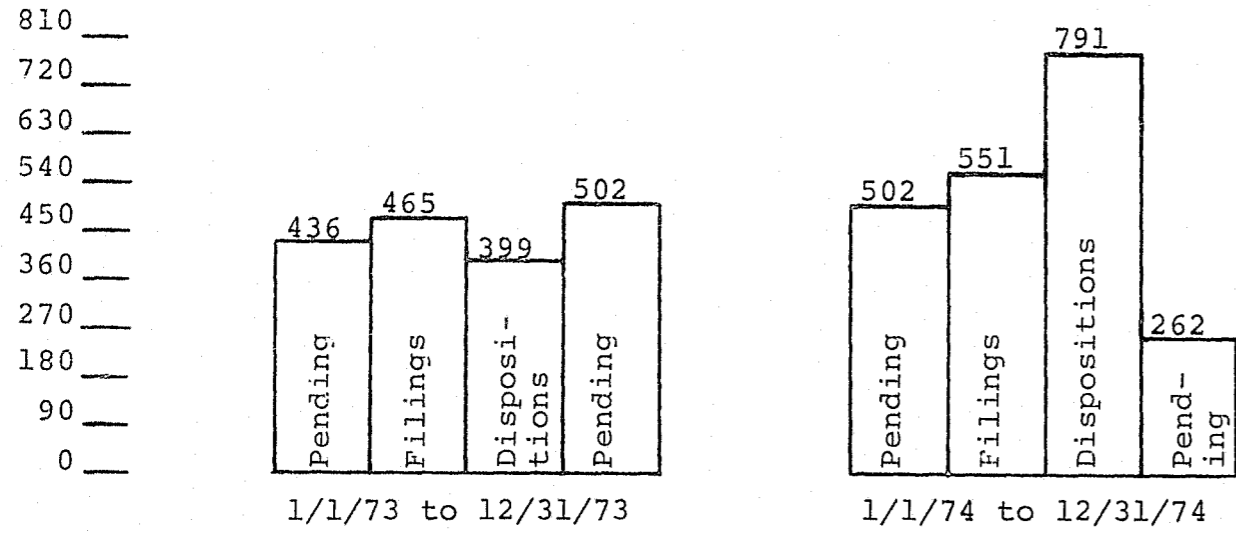
Summary

	TOTAL FILINGS			TOTAL DISPOSITIONS		
	Calendar Year 1973	Calendar Year 1974	% Change 1973-74	Calendar Year 1973	Calendar Year 1974	% Change 1973-74
Criminal	465	551	18.5%	399	791	98.2%
Civil	616	700	13.6%	519	576	11.0%
Equity	732	859	17.3%	693	775	11.8%

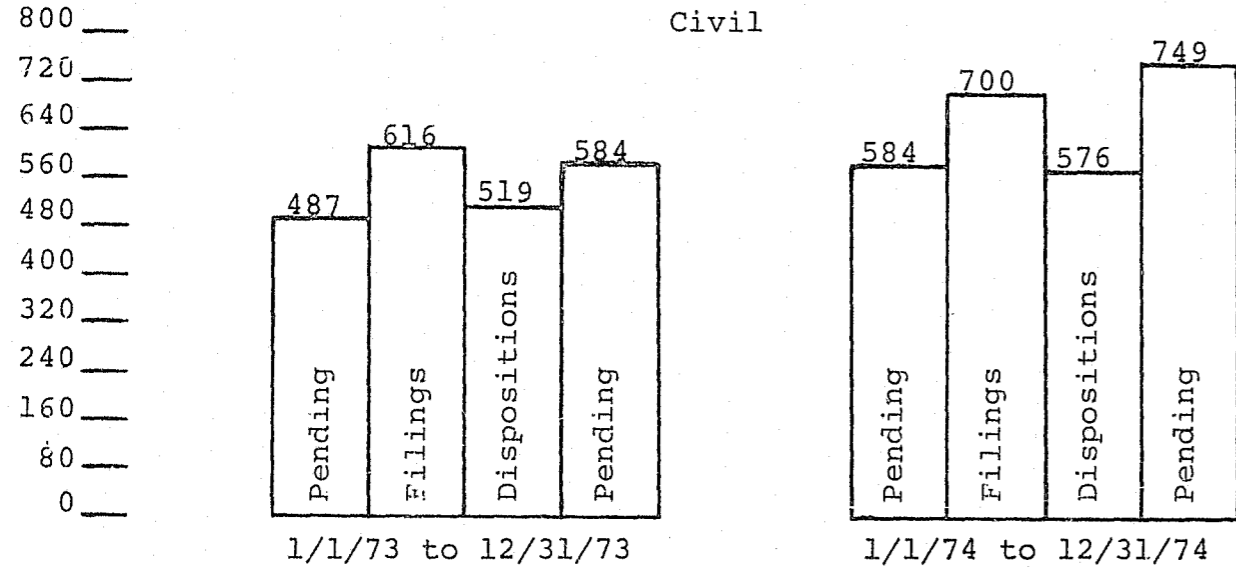
	Pending 12/31/72	Pending 12/31/73	% Change 1972-73	Pending 12/31/74	% Change 1973-74	% Change 1972-74
Criminal	436	502	15.1%	262	-47.8%	-39.9%
Civil	487	584	19.9%	749	28.3%	53.8%
Equity	381	420	10.2%	505	20.2%	32.5%

4th Circuit - Summary

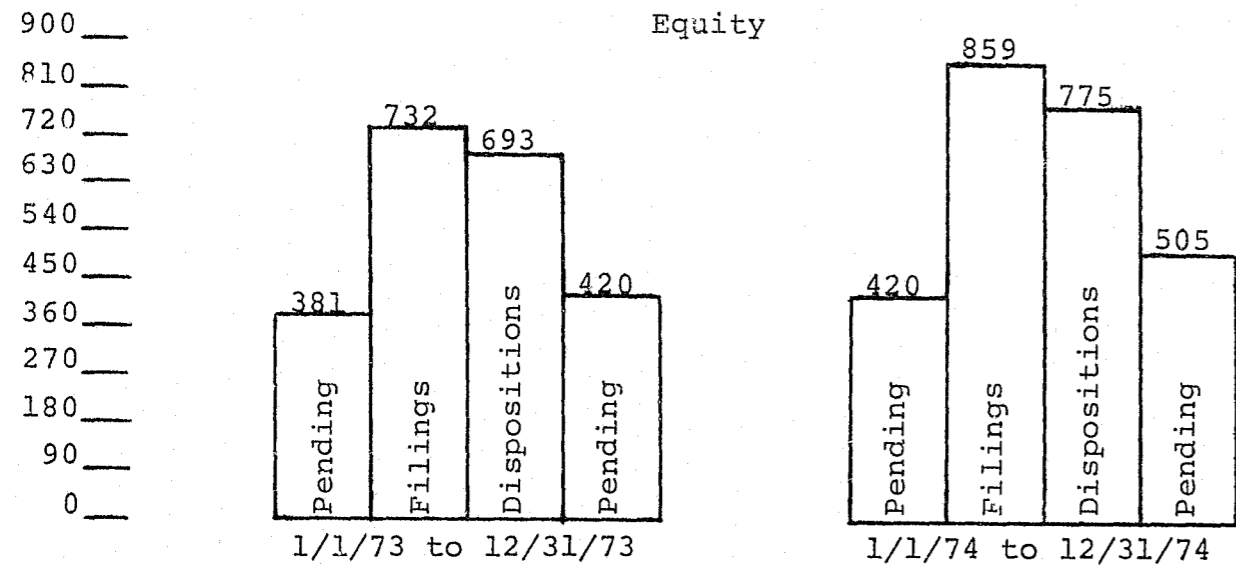
Criminal



Civil



Equity



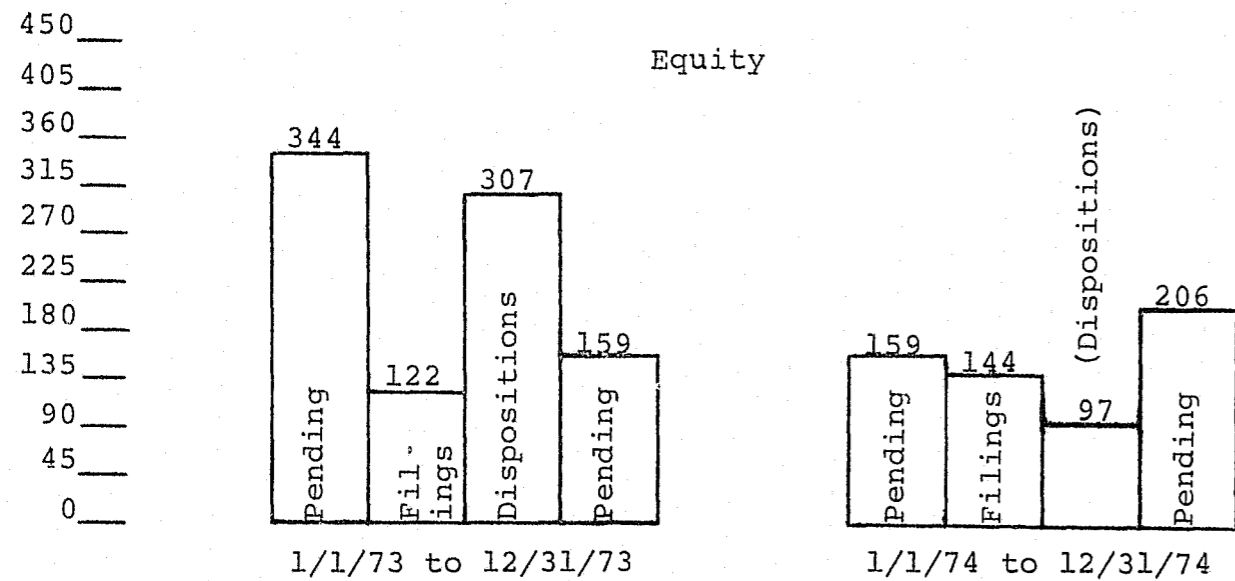
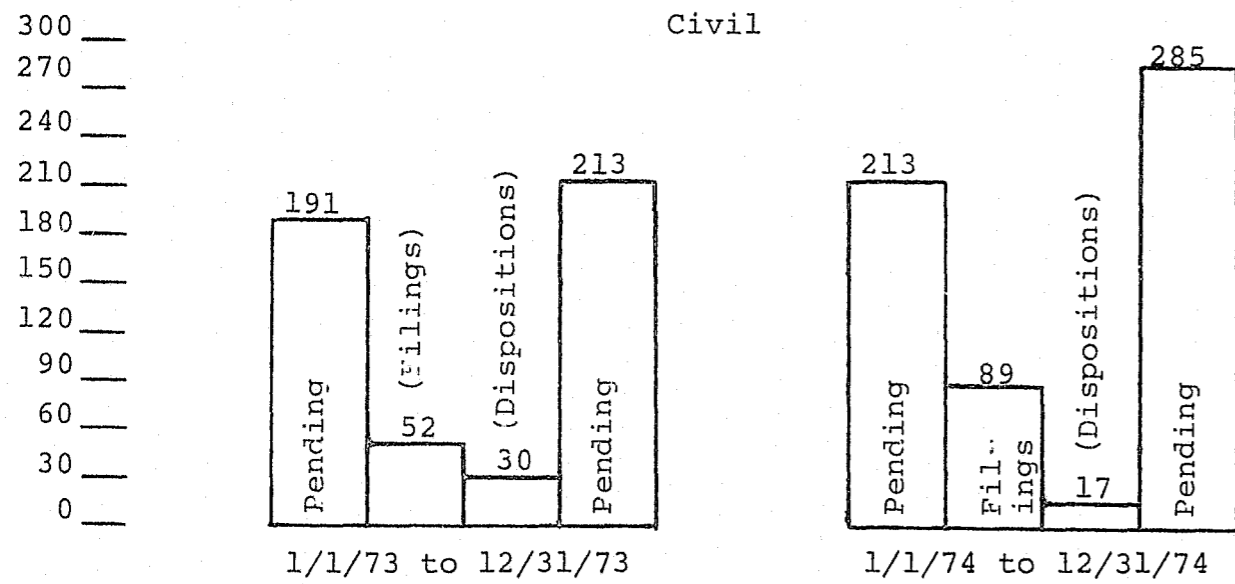
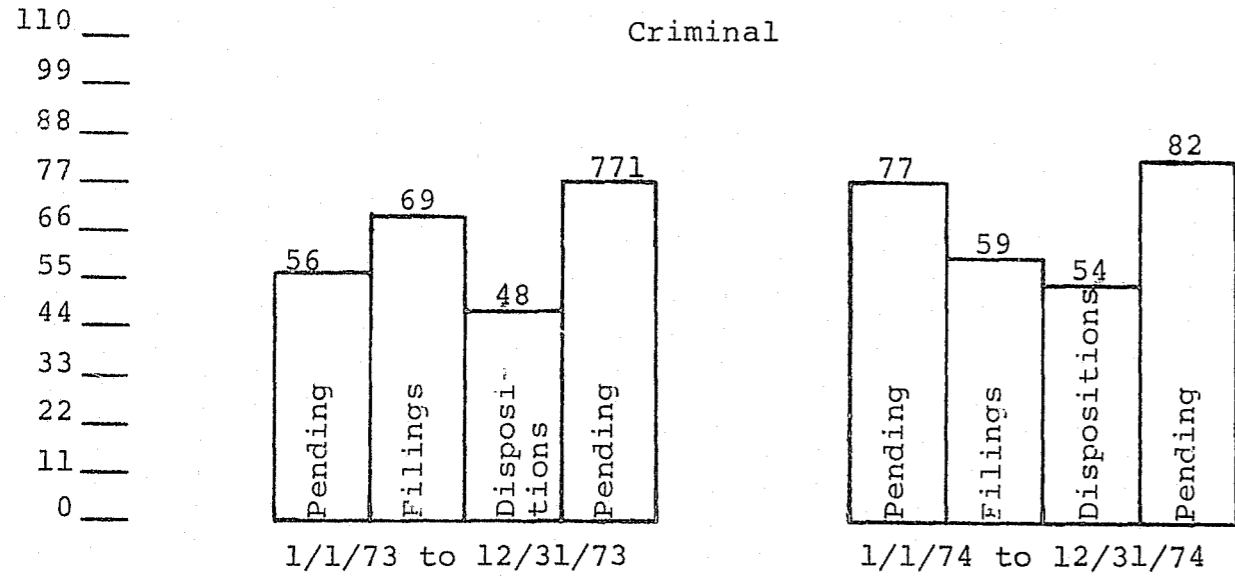
9th Judicial Circuit

Cherokee County

	TOTAL FILINGS			TOTAL DISPOSITIONS		
	Calendar Year 1973	Calendar Year 1974	% Change 1973-74	Calendar Year 1973	Calendar Year 1974	% Change 1973-74
Criminal	69	59	-14.5%	48	54	12.5%
Civil	52	89	71.2%	30	17	-43.3%
Equity	122	144	18.0%	307	97	-68.4%

	Pending 12/31/72	Pending 12/31/73	% Change 1972-73	Pending 12/31/74	% Change 1973-74	% Change 1972-74
Criminal	56	77	37.5%	82	6.5%	46.4%
Civil	191	213	11.5%	285	33.8%	49.2%
Equity	344	159	-53.8%	206	29.6%	-40.1%

9th Circuit - Cherokee County



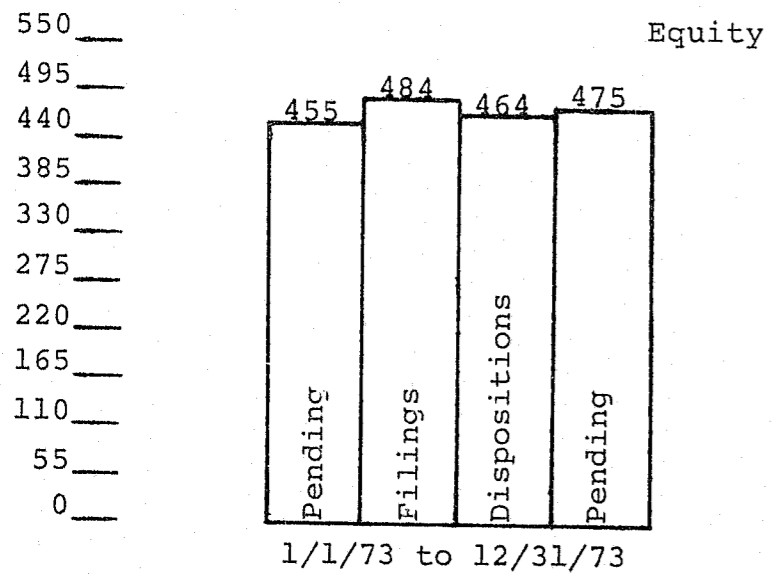
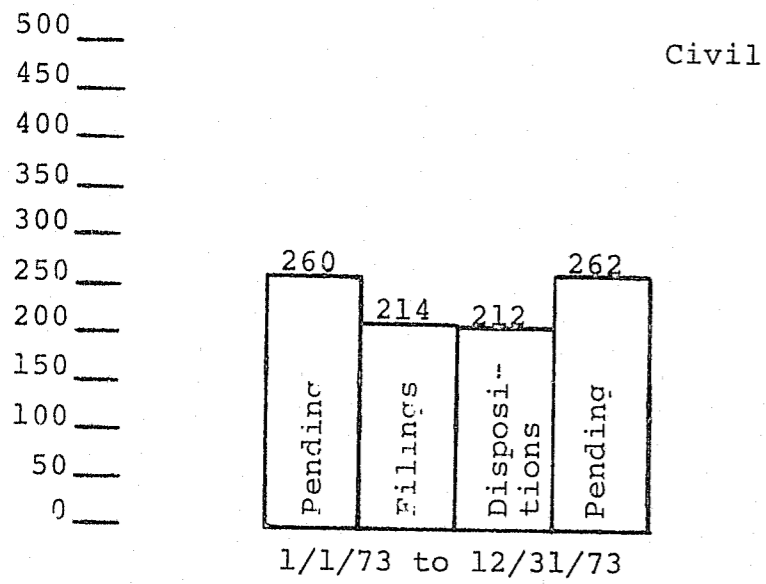
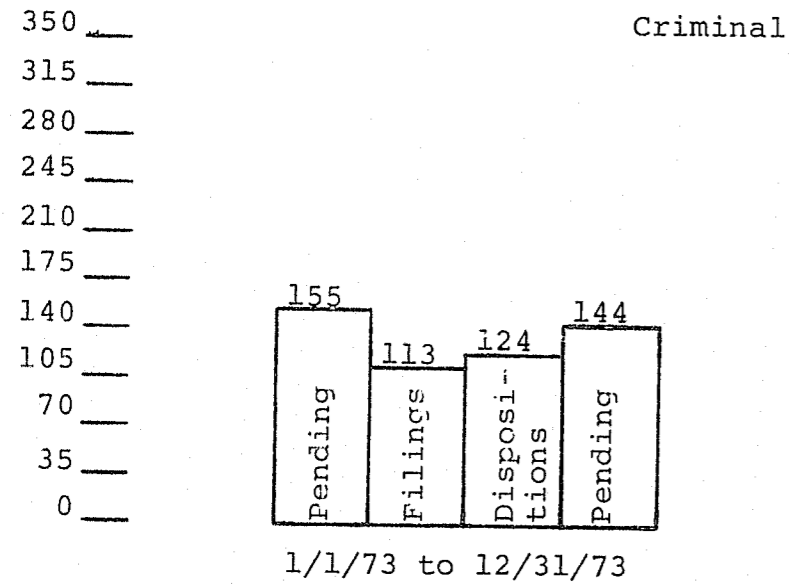
9th Judicial Circuit

DeKalb County

	TOTAL FILINGS			TOTAL DISPOSITIONS		
	Calendar Year 1973	Calendar Year 1974	% Change 1973-74	Calendar Year 1973	Calendar Year 1974	% Change 1973-74
Criminal	113	159	40.7%	124	40	67.7%
Civil	214	320	49.5%	212	85	-59.9%
Equity	484	498	2.9%	464	501	8.0%

	Pending 12/31/72	Pending 12/31/73	% Change 1972-73	Pending 12/31/74	% Change 1973-74	% Change 1972-74
Criminal	155	144	- 7.1%	263	82.6%	69.7%
Civil	260	262	.8%	497	89.7%	91.2%
Equity	455	475	4.4%	472	.6%	3.7%

9th Circuit - DeKalb County

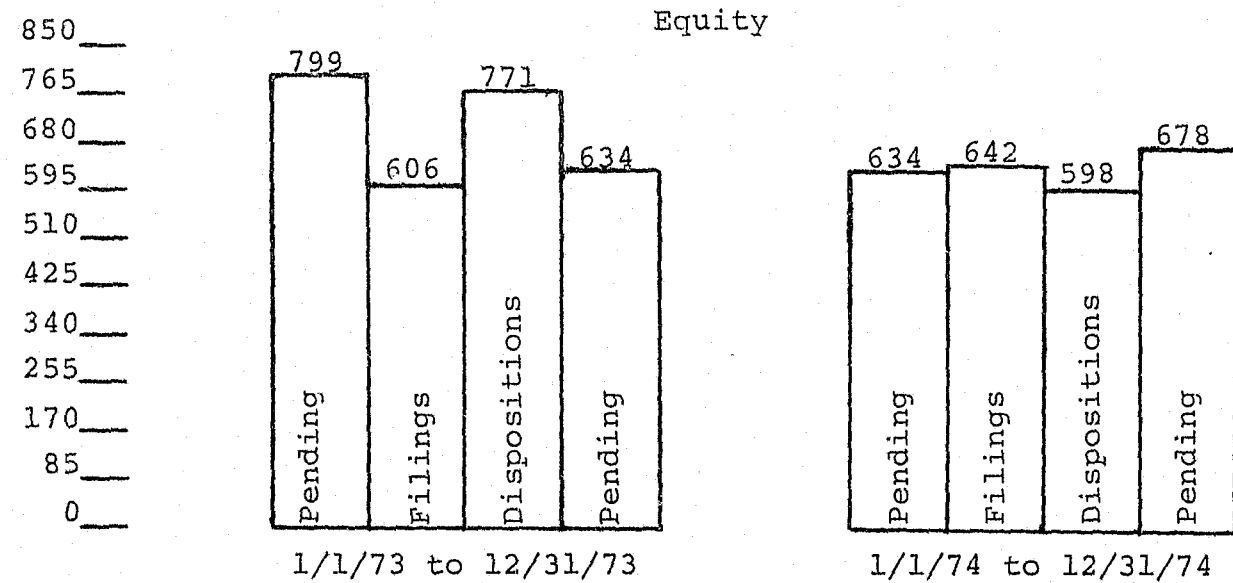
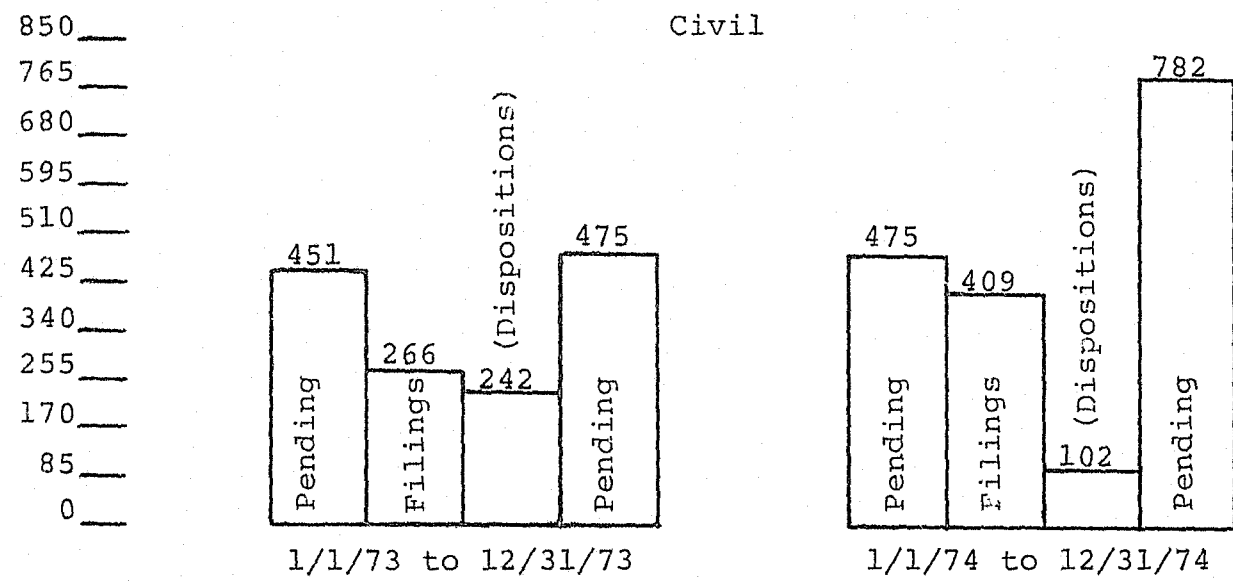
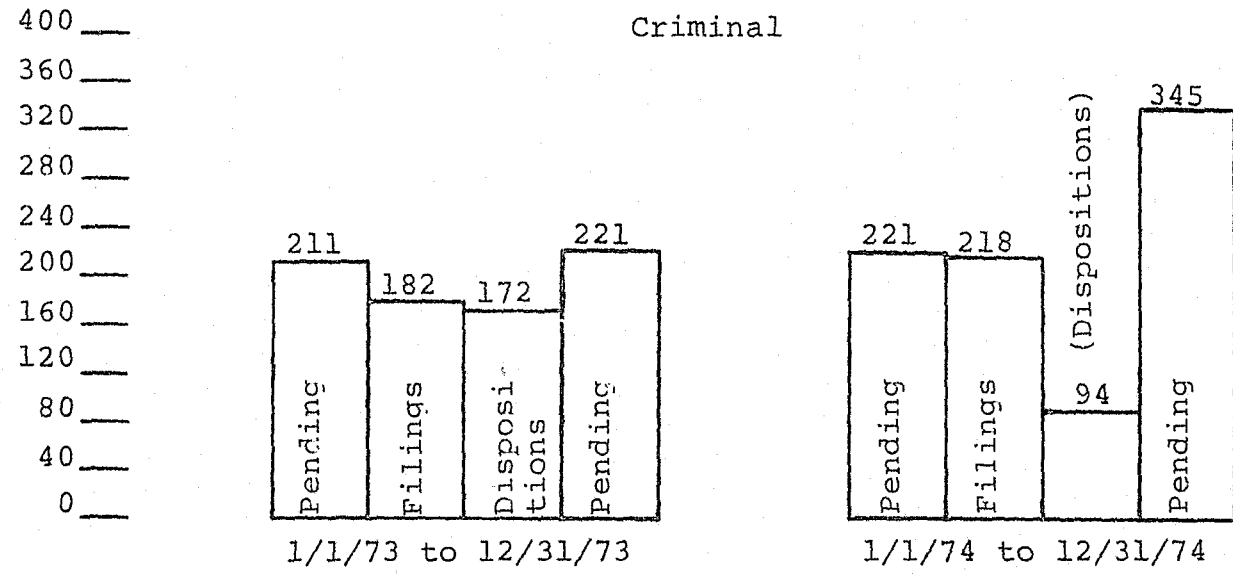


9th Judicial Circuit

Summary

	TOTAL FILINGS			TOTAL DISPOSITIONS		
	Calendar Year 1973	Calendar Year 1974	% Change 1973-74	Calendar Year 1973	Calendar Year 1974	% Change 1973-74
Criminal	182	218	19.8%	172	94	-45.3%
Civil	266	409	53.8%	242	102	-57.9%
Equity	606	642	5.9%	771	598	-22.4%

	Pending 12/31/72	Pending 12/31/73	% Change 1972-73	Pending 12/31/74	% Change 1973-74	% Change 1972-74
Criminal	211	221	4.7%	345	56.1%	63.5%
Civil	451	475	5.3%	782	64.6%	64.6%
Equity	799	634	-20.7%	678	6.9%	-15.1%




11th Judicial Circuit

Lauderdale County

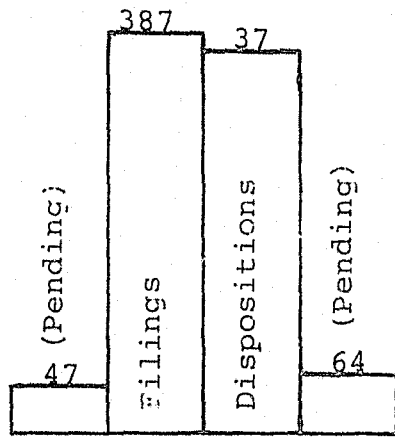
	TOTAL FILINGS			TOTAL DISPOSITIONS		
	Calendar Year 1973	Calendar Year 1974	% Change 1973-74	Calendar Year 1973	Calendar Year 1974	% Change 1973-74
Criminal	387	360	- 7.0%	370	348	- 6.0%
Civil	487	472	- 3.1%	515	493	- 4.3%
Equity	744	766	3.0%	715	736	2.9%

	Pending 12/31/72	Pending 12/31/73	% Change 1972-73	Pending 12/31/74	% Change 1973-74	% Change 1972-74
	Criminal	47	64	36.2%	76	18.8%
Civil	414	386	- 6.8%	365	- 5.4%	-11.8%
Equity	325	354	8.9%	384	8.5%	18.2%

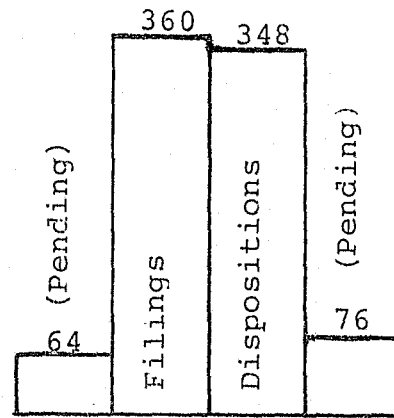
11th Circuit - Lauderdale County



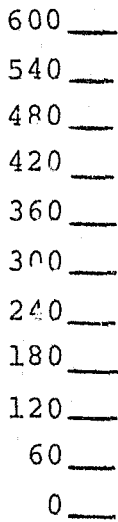
Criminal



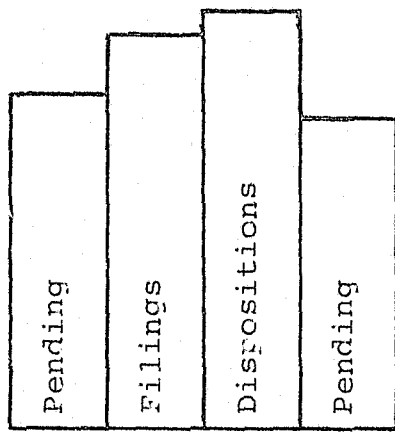
1/1/73 to 12/31/73



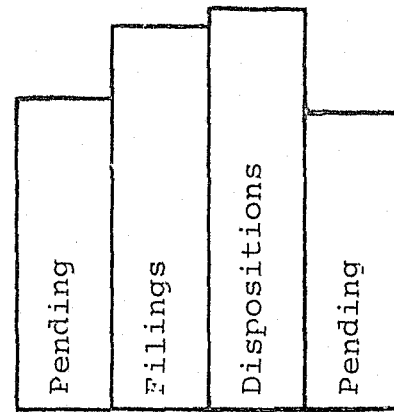
1/1/74 to 12/31/74



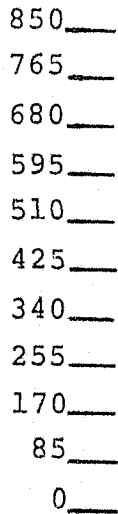
Civil



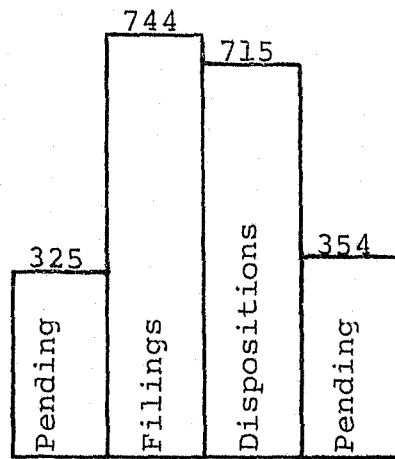
1/1/73 to 12/31/73



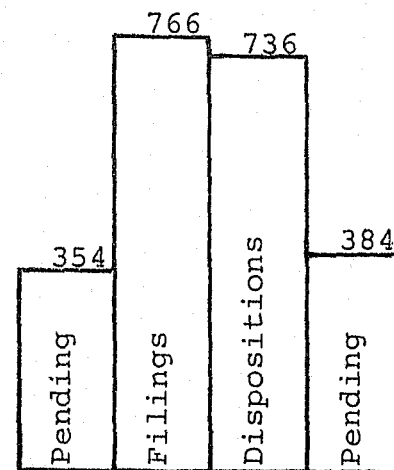
1/1/74 to 12/31/74



Equity



1/1/73 to 12/31/73



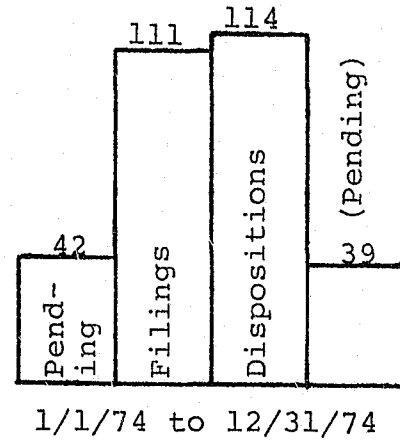
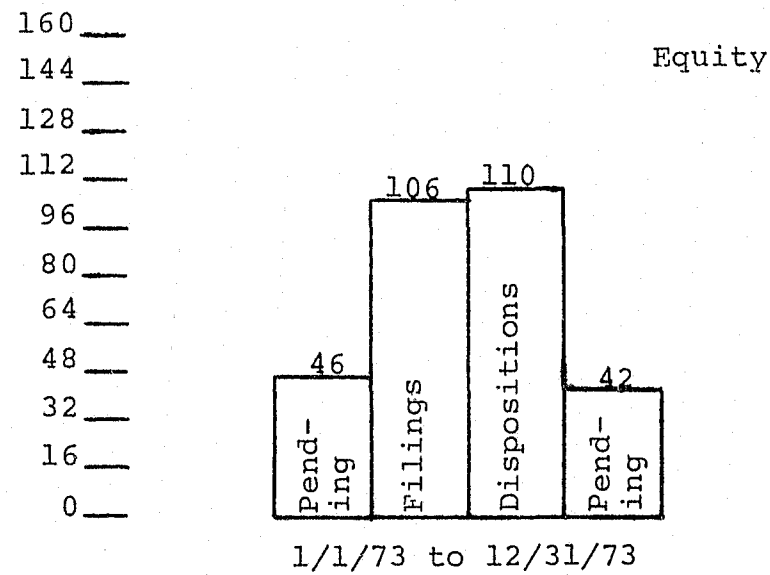
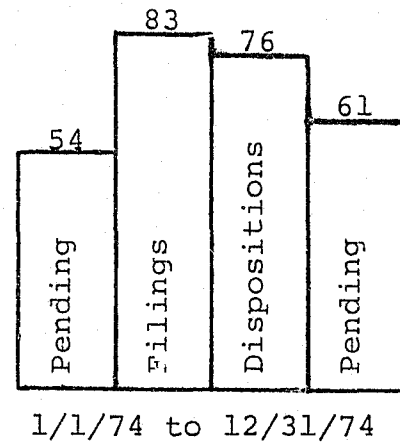
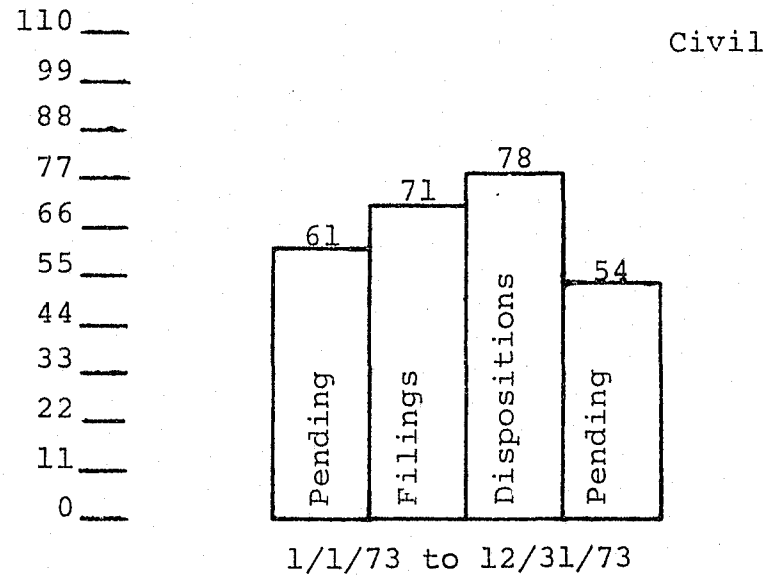
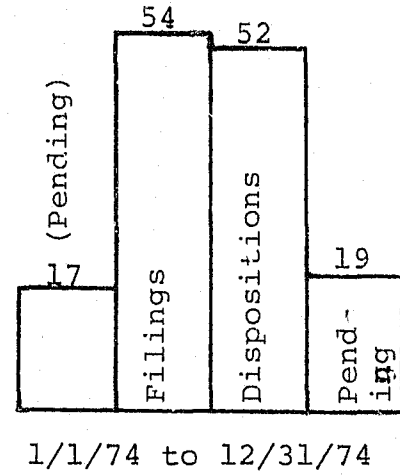
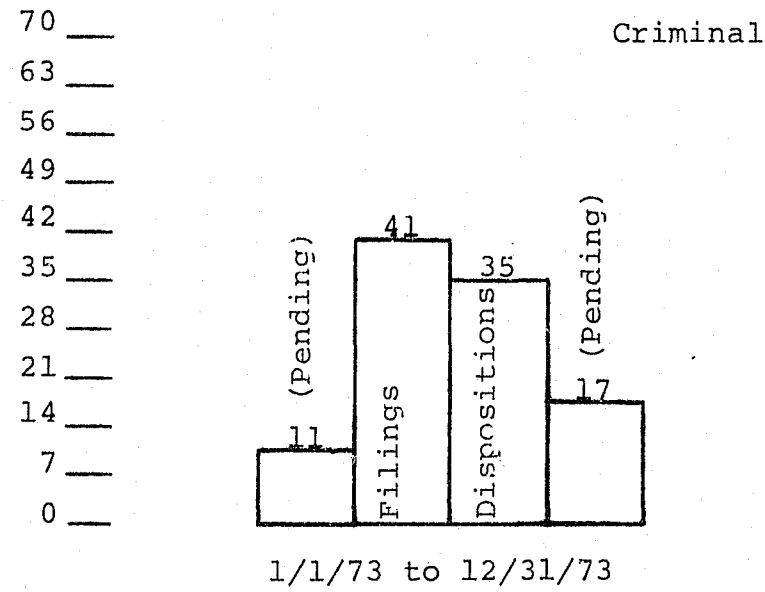
1/1/74 to 12/31/74

12th Judicial Circuit

Coffee County - Elba Division

	<u>TOTAL FILINGS</u>			<u>TOTAL DISPOSITIONS</u>		
	<u>Calendar Year 1973</u>	<u>Calendar Year 1974</u>	<u>% Change 1973-74</u>	<u>Calendar Year 1973</u>	<u>Calendar Year 1974</u>	<u>% Change 1973-74</u>
Criminal	<u>41</u>	<u>54</u>	<u>31.7%</u>	<u>35</u>	<u>52</u>	<u>48.6%</u>
Civil	<u>71</u>	<u>83</u>	<u>16.9%</u>	<u>78</u>	<u>76</u>	<u>- 2.6%</u>
Equity	<u>106</u>	<u>111</u>	<u>4.7%</u>	<u>110</u>	<u>114</u>	<u>3.6%</u>
	<u>Pending 12/31/72</u>	<u>Pending 12/31/73</u>	<u>% Change 1972-73</u>	<u>Pending 12/31/74</u>	<u>% Change 1973-74</u>	<u>% Change 1972-74</u>
Criminal	<u>11</u>	<u>17</u>	<u>54.6%</u>	<u>19</u>	<u>11.8%</u>	<u>72.7%</u>
Civil	<u>61</u>	<u>54</u>	<u>-11.5%</u>	<u>61</u>	<u>13.0%</u>	<u>0</u>
Equity	<u>46</u>	<u>42</u>	<u>- 8.7%</u>	<u>39</u>	<u>- 7.1%</u>	<u>-15.2%</u>

12th Circuit - Coffee County (Elba Division)



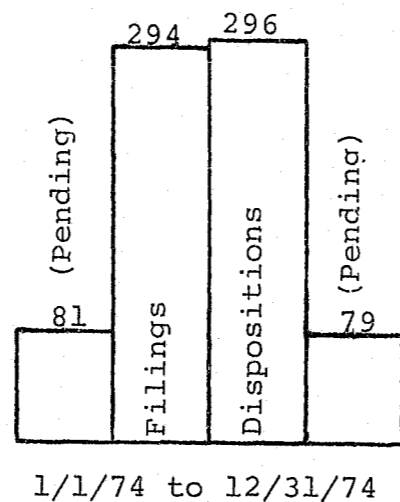
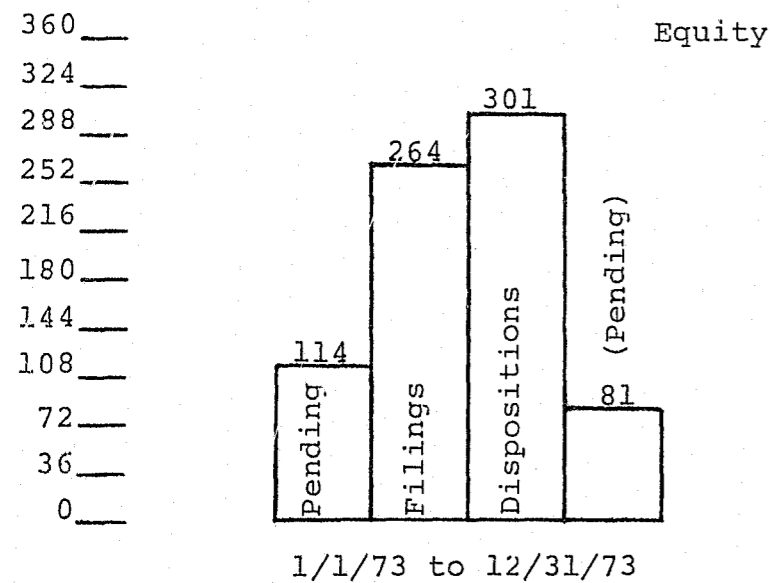
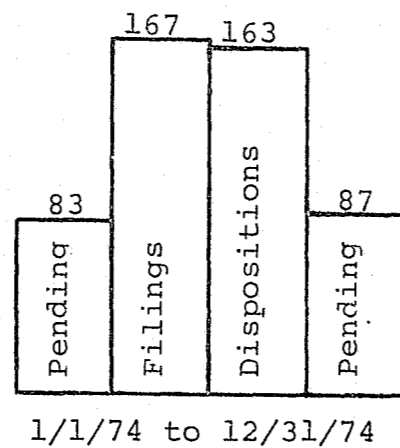
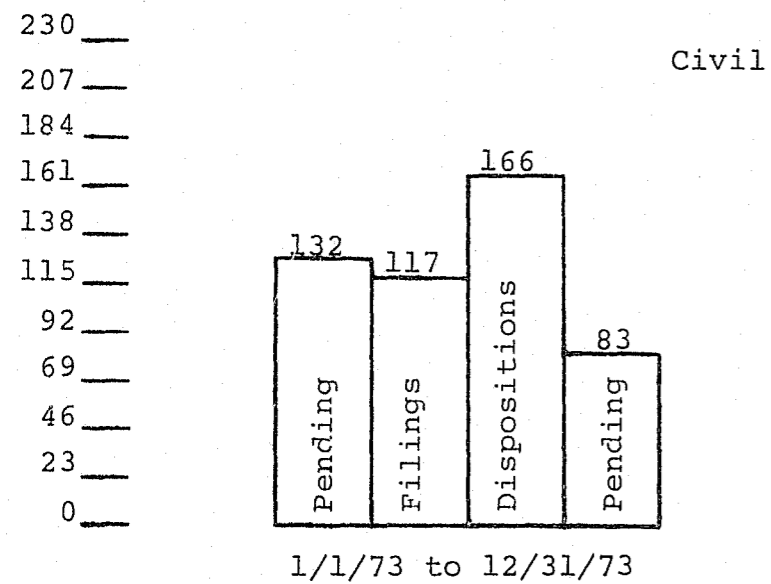
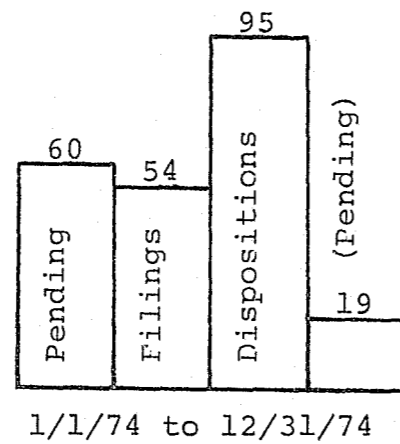
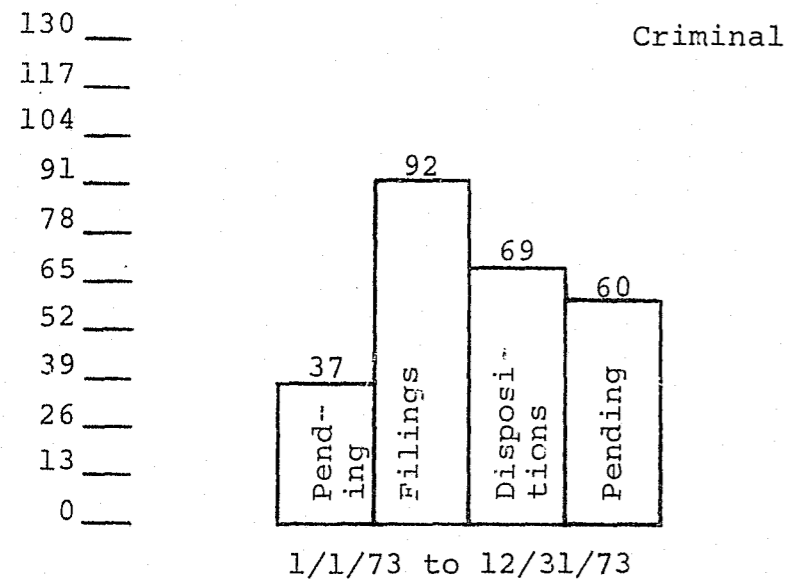
12th Judicial Circuit

Coffee County - Enterprise Division

	TOTAL FILINGS			TOTAL DISPOSITIONS		
	Calendar Year 1973	Calendar Year 1974	% Change 1973-74	Calendar Year 1973	Calendar Year 1974	% Change 1973-74
Criminal	92	54	-41.3%	69	95	37.7%
Civil	117	167	42.7%	166	163	- 1.8%
Equity	268	294	9.7%	301	296	- 1.7%

	Pending 12/31/72	Pending 12/31/73	% Change 1972-73	Pending 12/31/74	% Change 1973-74	% Change 1972-74
Criminal	37	60	62.2%	19	-68.3%	-48.6%
Civil	132	83	-37.1%	87	4.8%	-34.1%
Equity	114	81	-29.0%	79	- 2.5%	-30.7%

12th Circuit - Coffee County (Enterprise)



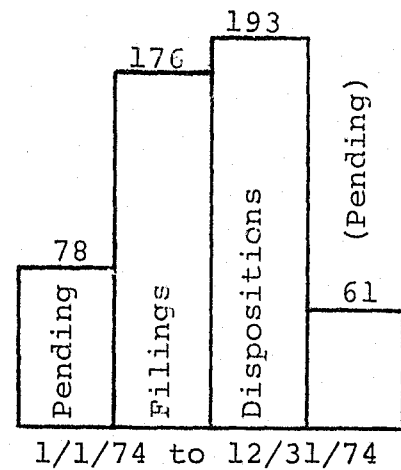
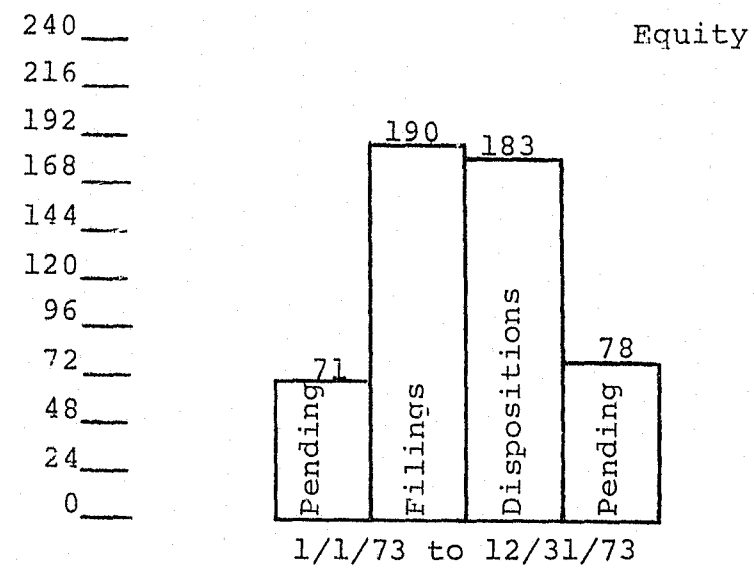
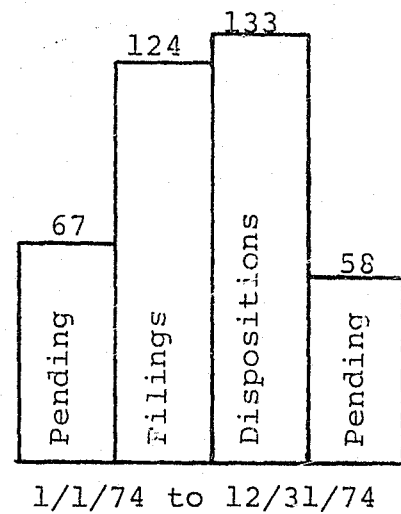
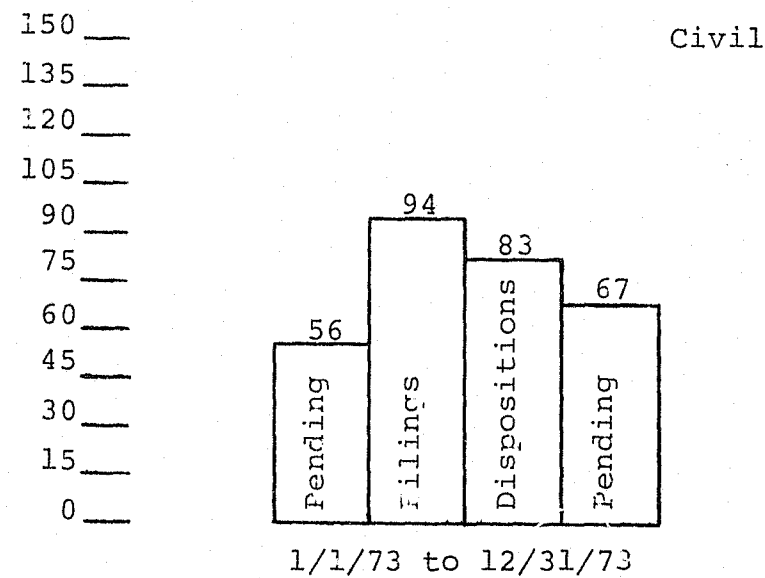
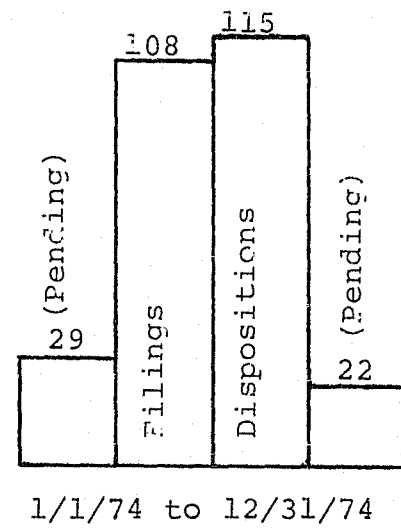
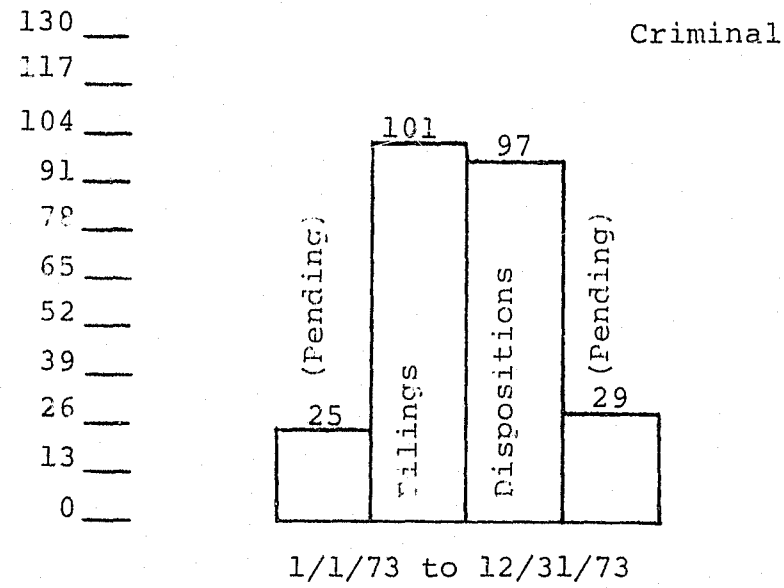
12th Judicial Circuit

Pike County

	TOTAL FILINGS			TOTAL DISPOSITIONS		
	Calendar Year 1973	Calendar Year 1974	% Change 1973-74	Calendar Year 1973	Calendar Year 1974	% Change 1973-74
Criminal	101	108	6.9%	97	115	18.6%
Civil	94	124	31.9%	83	133	60.2%
Equity	190	176	-7.4%	183	193	5.5%

	Pending 12/31/72	Pending 12/31/73	% Change 1972-73	Pending 12/31/74	% Change 1973-74	% Change 1972-74
Criminal	25	29	16.0%	22	-24.1%	-12.0%
Civil	56	67	19.6%	58	-13.4%	3.6%
Equity	71	78	9.9%	61	-21.8%	-14.1%

12th Circuit - Pike County



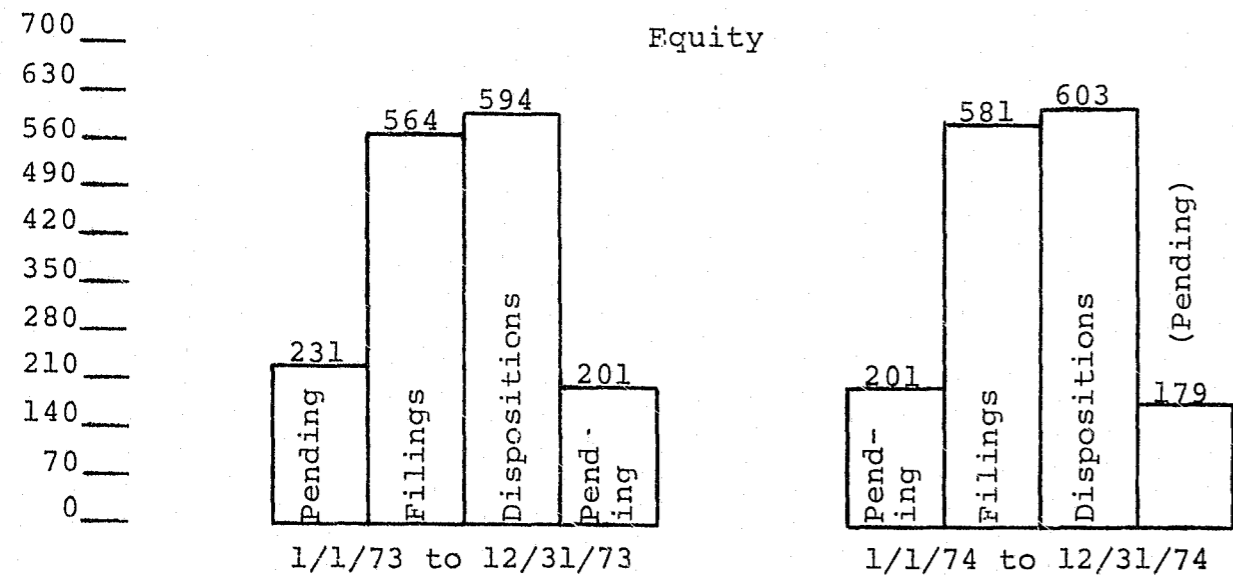
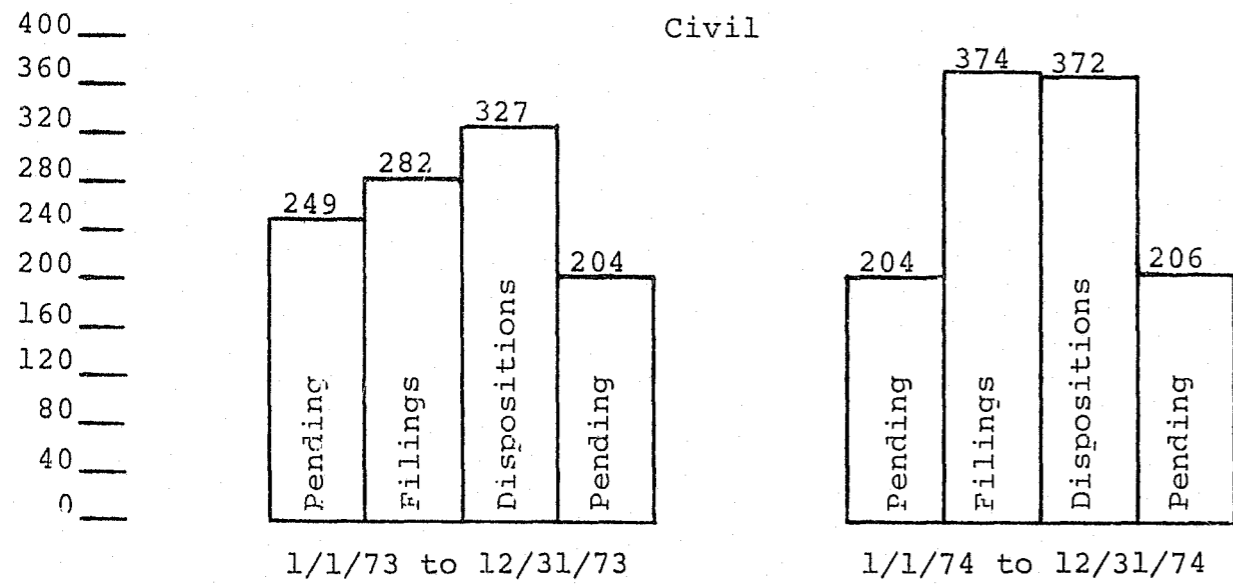
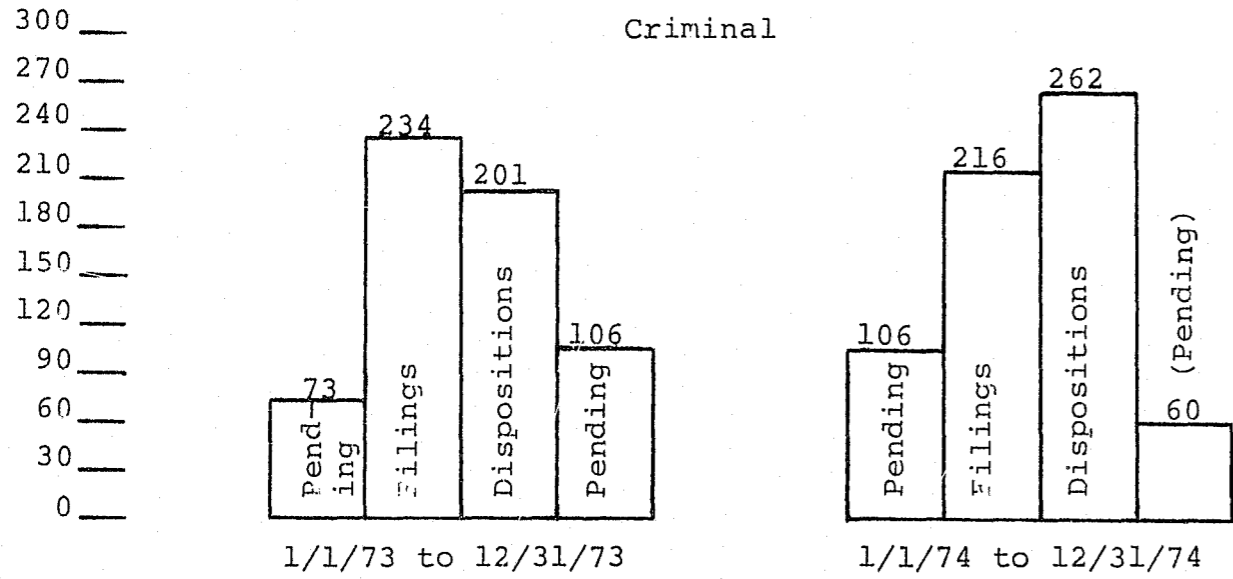
12th Judicial Circuit

Summary

	TOTAL FILINGS			TOTAL DISPOSITIONS		
	Calendar Year 1973	Calendar Year 1974	% Change 1973-74	Calendar Year 1973	Calendar Year 1974	% Change 1973-74
Criminal	234	216	- 7.7%	201	262	30.3%
Civil	282	374	32.6%	327	372	13.8%
Equity	564	581	3.0%	594	603	1.5%

	Pending 12/31/72	Pending 12/31/73	% Change 1972-73	Pending 12/31/74	% Change 1973-74	% Change 1972-74
Criminal	73	106	45.2%	60	-43.4%	-17.8%
Civil	249	204	-18.1%	206	1.0%	-17.3%
Equity	231	201	-13.0%	179	-10.9%	-22.5%

12th Circuit - Summary



14th Judicial Circuit

Walker County

	TOTAL FILINGS			TOTAL DISPOSITIONS		
	Calendar Year 1973	Calendar Year 1974	% Change 1973-74	Calendar Year 1973	Calendar Year 1974	% Change 1973-74
Criminal	351	321	- 8.6%	297	355	19.5%
Civil	383	303	-20.9%	209	402	92.3%
Equity	491	408	-16.9%	893	551	-38.3%

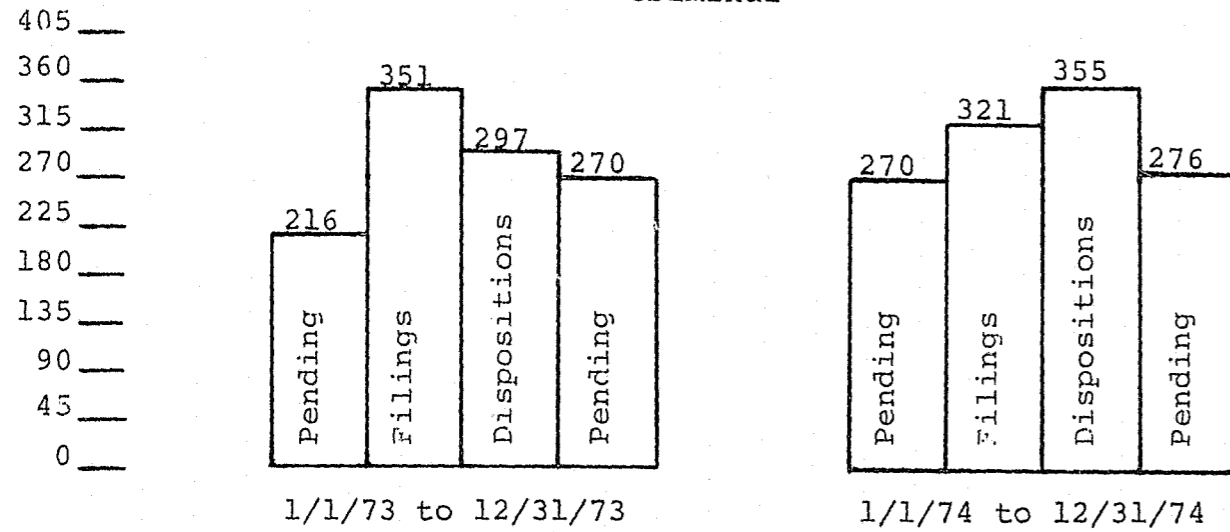
	Pending 12/31/72	Pending 12/31/73	% Change 1972-73	Pending 12/31/74	% Change 1973-74	% Change 1972-74
Criminal	216	270	25.0%	276*	2.2%	27.8%
Civil	375	549	46.4%	674*	22.8%	79.7%
Equity	491	280**	-43.0%	137	-51.1%	-72.1%

* Corrected figure

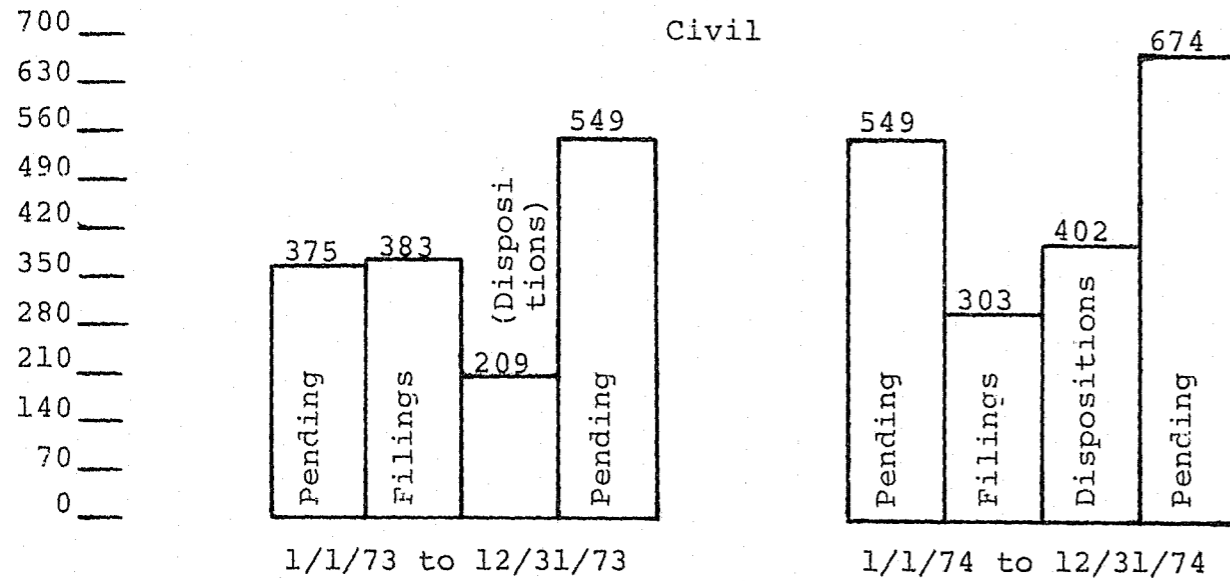
** Corrected figure per uniform reporting procedure

14th Circuit - Walker County

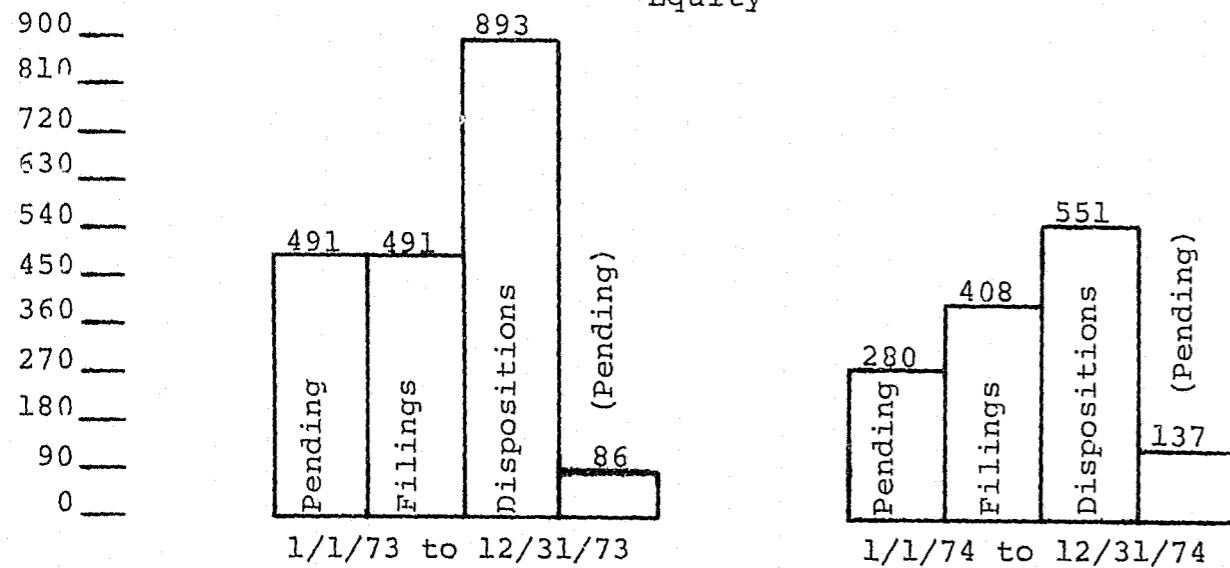
Criminal



Civil



Equity



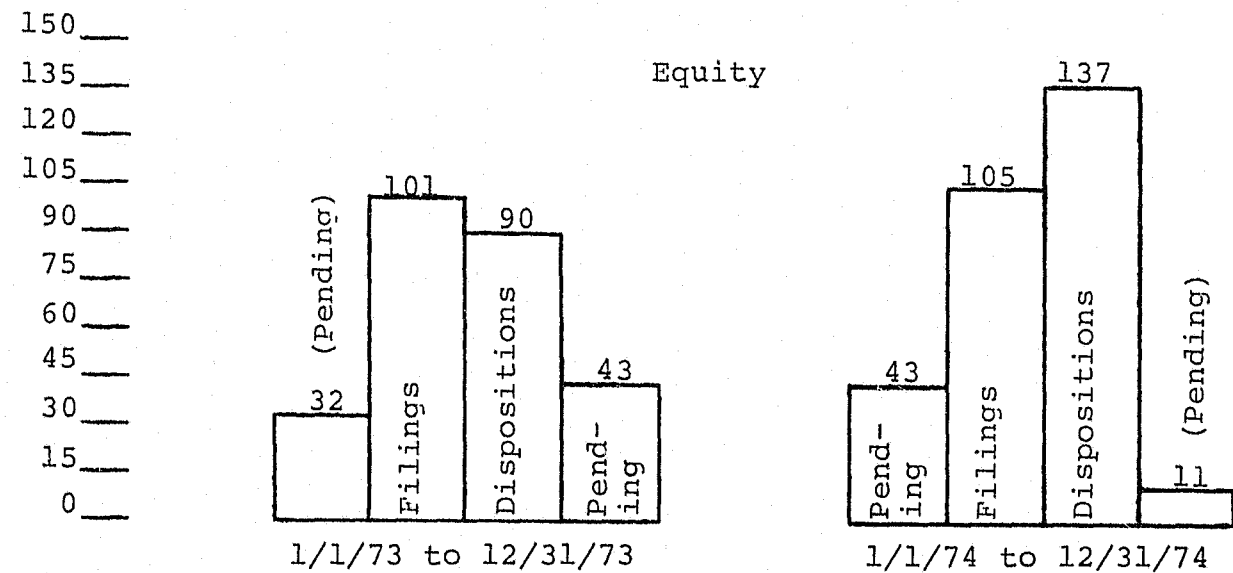
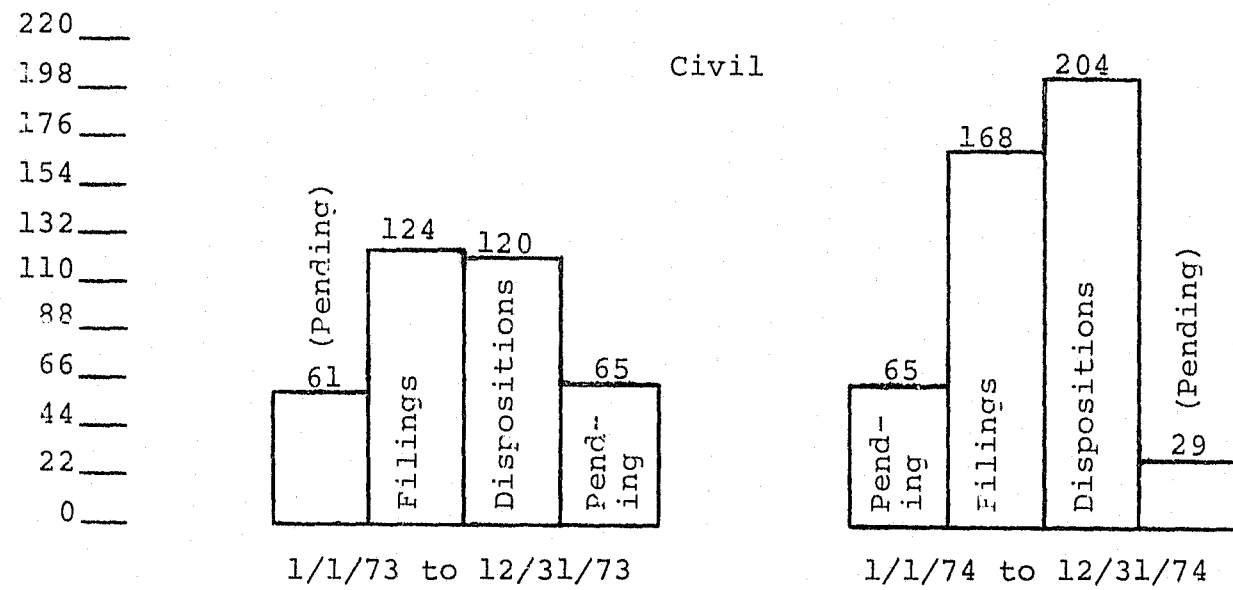
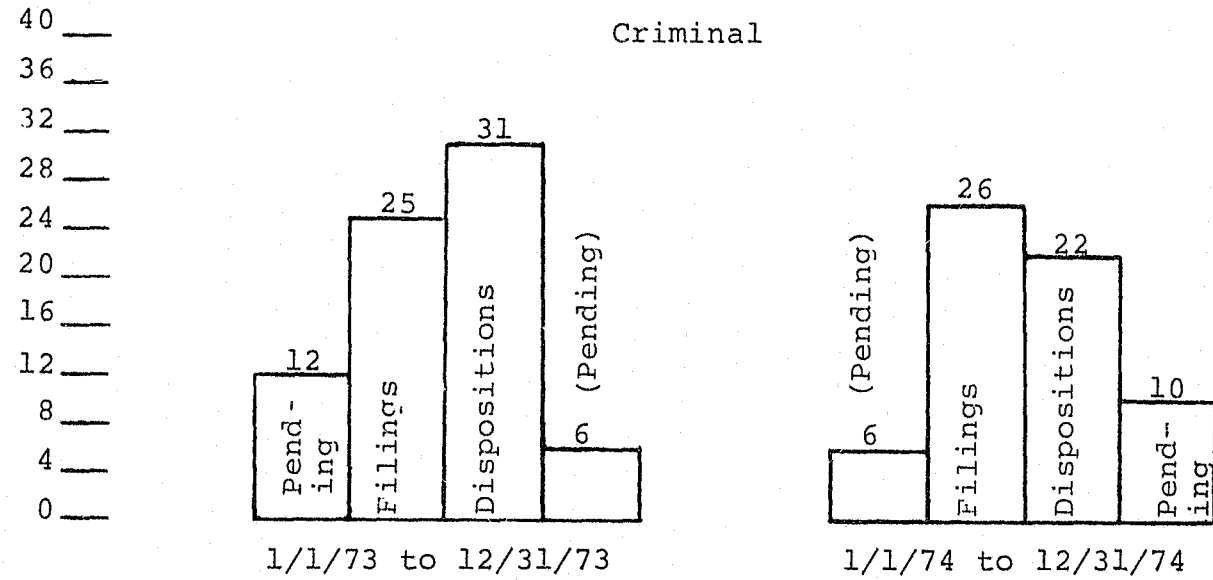
18th Judicial Circuit

Clay County

	TOTAL FILINGS			TOTAL DISPOSITIONS		
	Calendar Year 1973	Calendar Year 1974	% Change 1973-74	Calendar Year 1973	Calendar Year 1974	% Change 1973-74
Criminal	25	26	4.0%	31	22	-29.0%
Civil	124	168	35.5%	120	204	70.0%
Equity	101	105	4.0%	90	137	52.2%

	Pending 12/31/72	Pending 12/31/73	% Change 1972-73	Pending 12/31/74	% Change 1973-74	% Change 1972-74
Criminal	12	6	-50.0%	10	66.7%	-16.7%
Civil	61	65	6.6%	29	-55.4%	-52.5%
Equity	32	43	34.4%	11	74.4%	-65.6%

18th Circuit - Clay County



18th Judicial Circuit

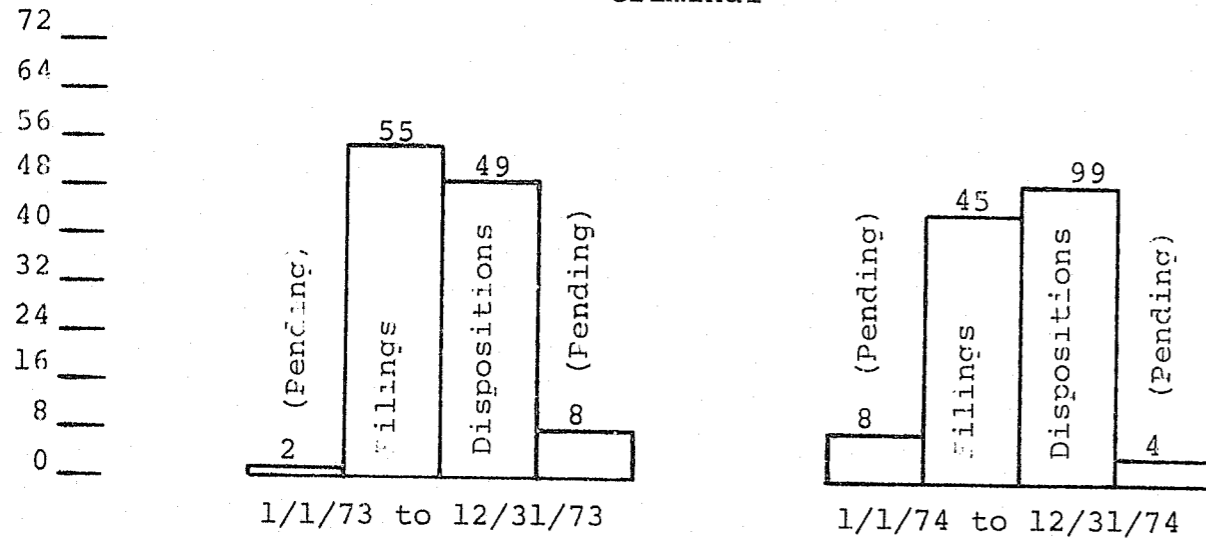
Coosa County

	TOTAL FILINGS			TOTAL DISPOSITIONS		
	Calendar Year 1973	Calendar Year 1974	% Change 1973-74	Calendar Year 1973	Calendar Year 1974	% Change 1973-74
Criminal	55	45	-18.2%	49	49	0
Civil	54	38	-29.6%	60	42	-30.0%
Equity	104	120	15.4%	111	123	10.8%

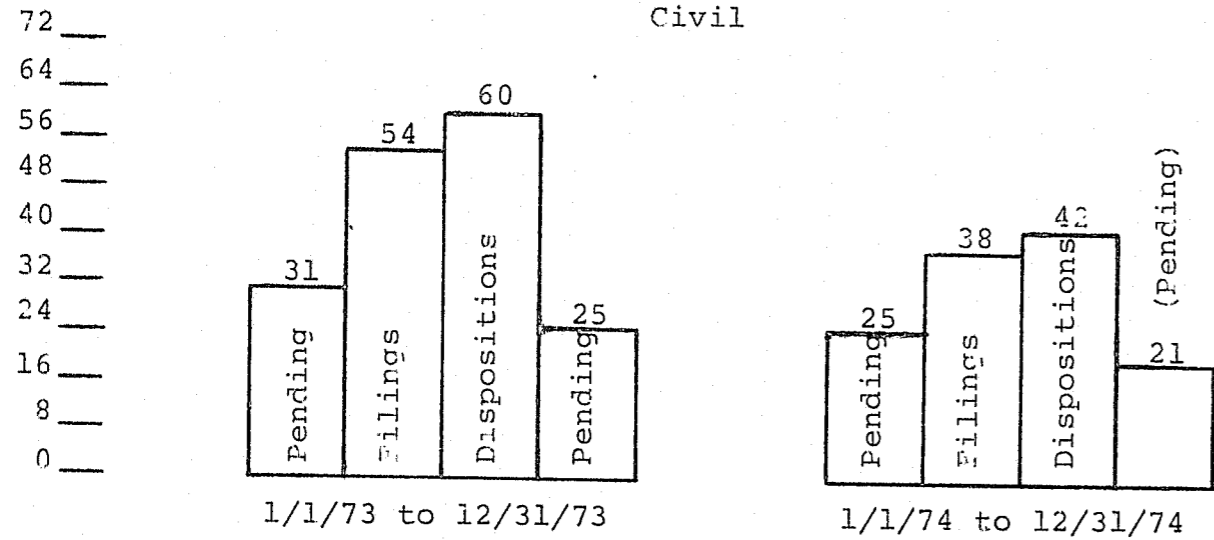
	Pending 12/31/72	Pending 12/31/73	% Change 1972-73	Pending 12/31/74	% Change 1973-74	% Change 1972-74
Criminal	2	8	300.0%	4	-50.0%	50.0%
Civil	31	25	-19.4%	21	-16.0%	-32.3%
Equity	33	26	-21.2%	23	-11.5%	-30.3%

18th Circuit - Coosa County

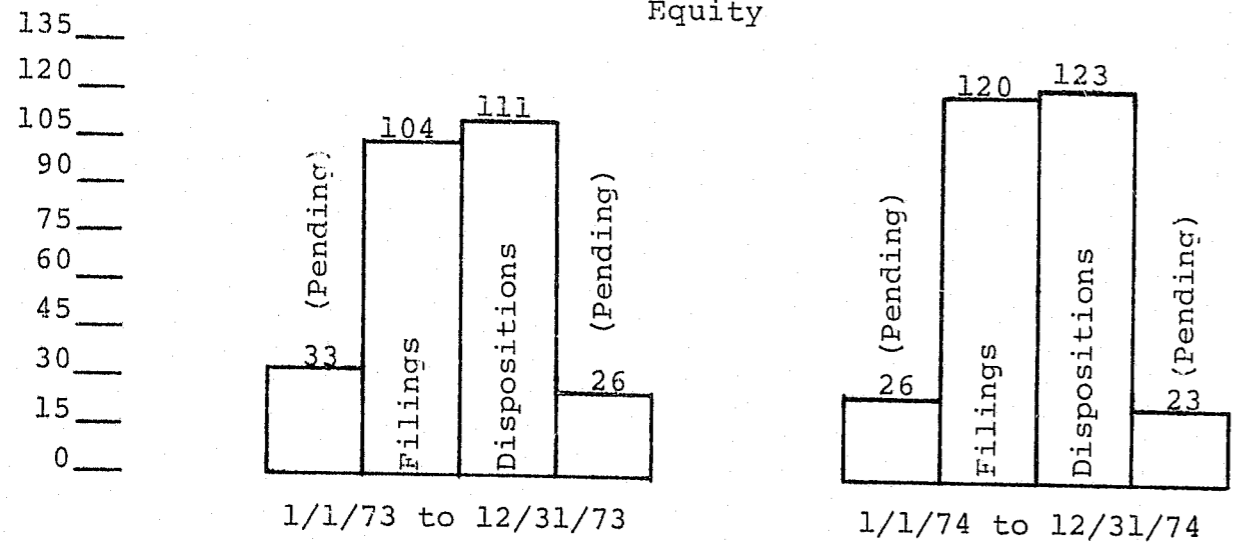
Criminal



Civil



Equity



18th Judicial Circuit

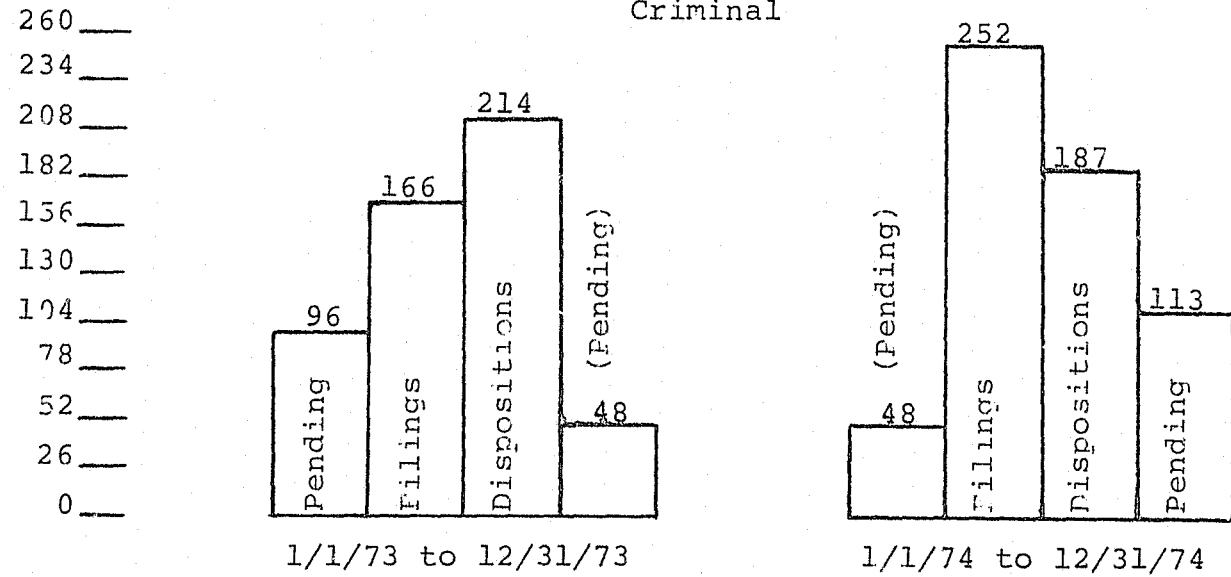
Shelby County

	TOTAL FILINGS			TOTAL DISPOSITIONS		
	Calendar Year 1973	Calendar Year 1974	% Change 1973-74	Calendar Year 1973	Calendar Year 1974	% Change 1973-74
Criminal	166	252	51.8%	214	187	12.6%
Civil	206	279	35.4%	209	213	1.9%
Equity	358	389	8.7%	422	355	15.9%

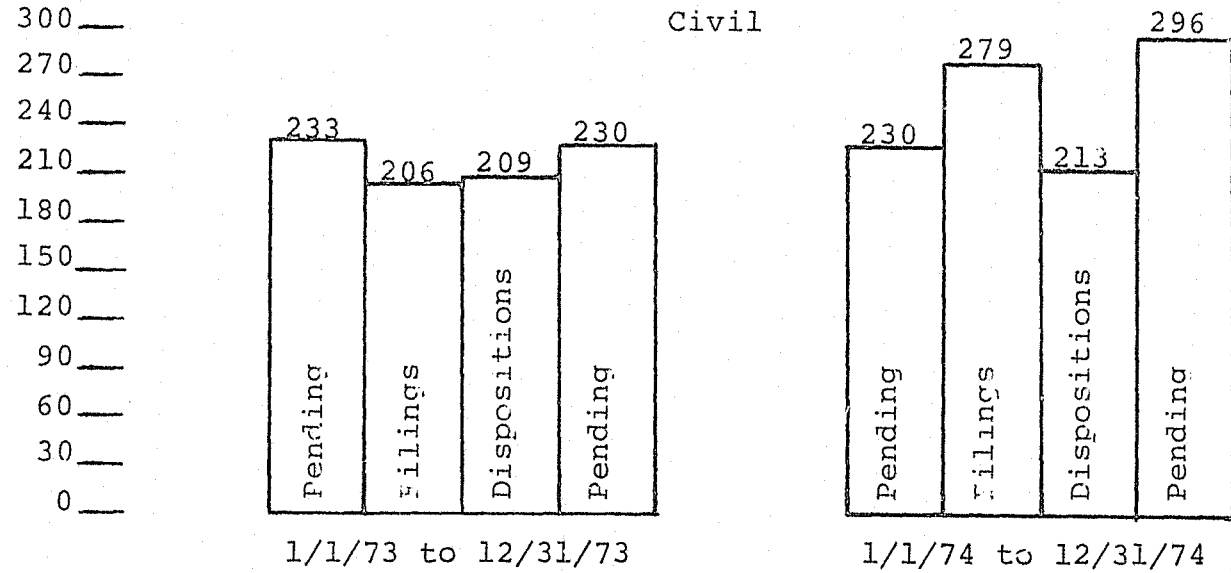
	Pending 12/31/72	Pending 12/31/73	% Change 1972-73	Pending 12/31/74	% Change 1973-74	% Change 1972-74
Criminal	96	48	-50.0%	113	135.4%	17.7%
Civil	233	230	- 1.3%	296	28.7%	27.0%
Equity	316	252	-20.3%	286	13.5%	- 9.5%

18th Circuit - Shelby County

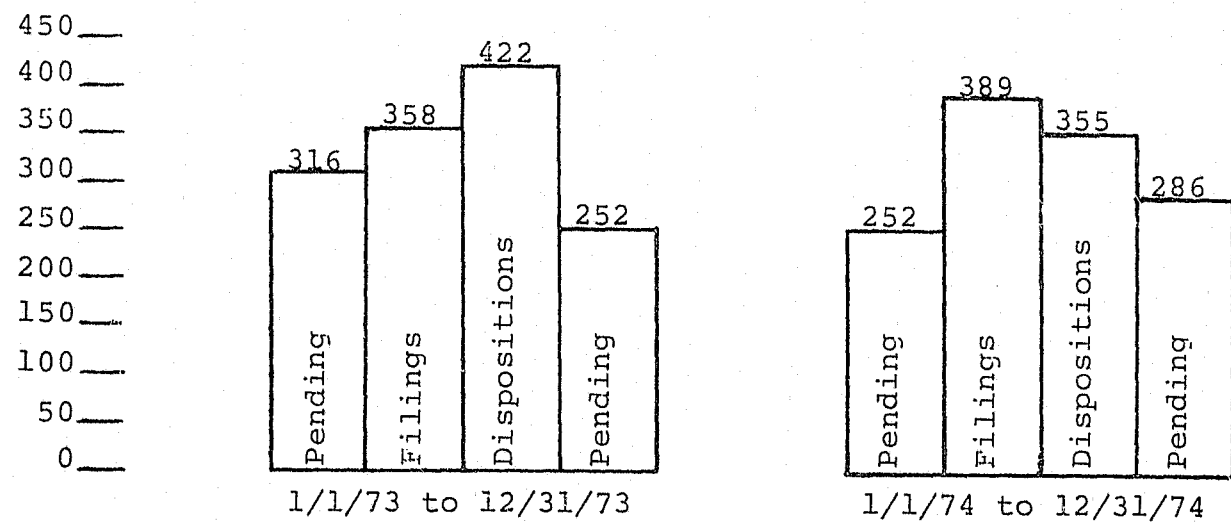
Criminal



Civil



Equity



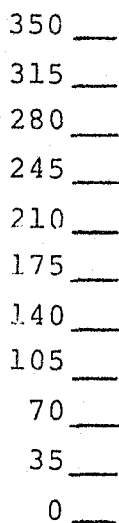
18th Judicial Circuit

Summary

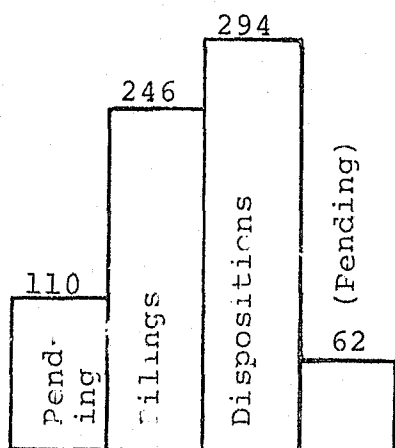
	TOTAL FILINGS			TOTAL DISPOSITIONS		
	Calendar Year 1973	Calendar Year 1974	% Change 1973-74	Calendar Year 1973	Calendar Year 1974	% Change 1973-74
Criminal	246	323	31.3%	294	258	-12.2%
Civil	384	485	26.3%	389	459	18.0%
Equity	563	614	9.1%	623	615	-1.3%

	Pending 12/31/72	Pending 12/31/73	% Change 1972-73	Pending 12/31/74	% Change 1973-74	% Change 1972-74
Criminal	110	62	-43.6%	127	104.8%	15.5%
Civil	325	320	-1.5%	346	8.1%	6.5%
Equity	381	321	-15.8%	320	-.3%	-16.0%

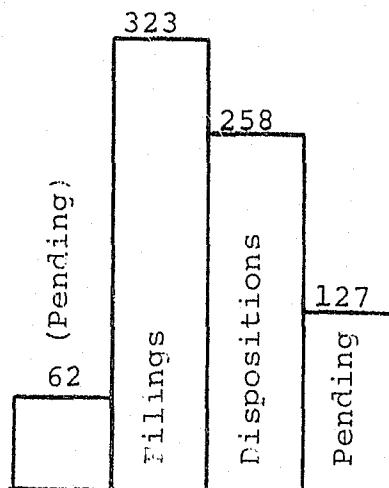
18th Circuit - Summary




Criminal



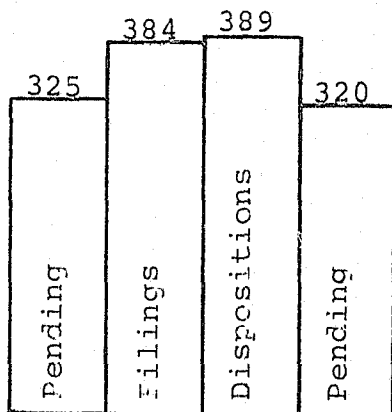
1/1/73 to 12/31/73



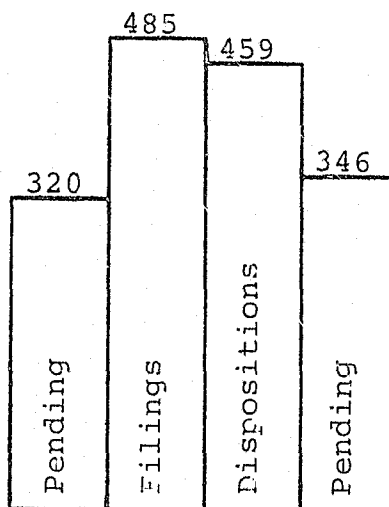
1/1/74 to 12/31/74




Civil



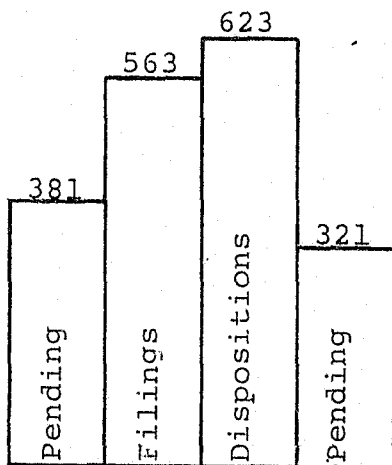
1/1/73 to 12/31/73



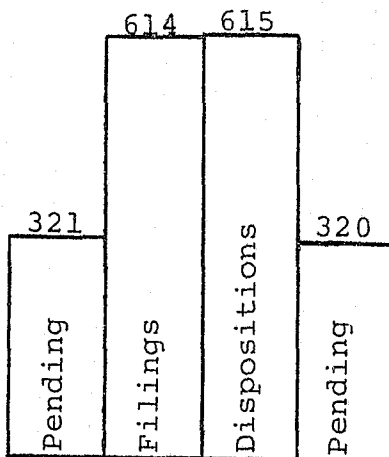
1/1/74 to 12/31/74



Equity



1/1/73 to 12/31/73



1/1/74 to 12/31/74

19th Judicial Circuit

Autauga County

TOTAL FILINGS

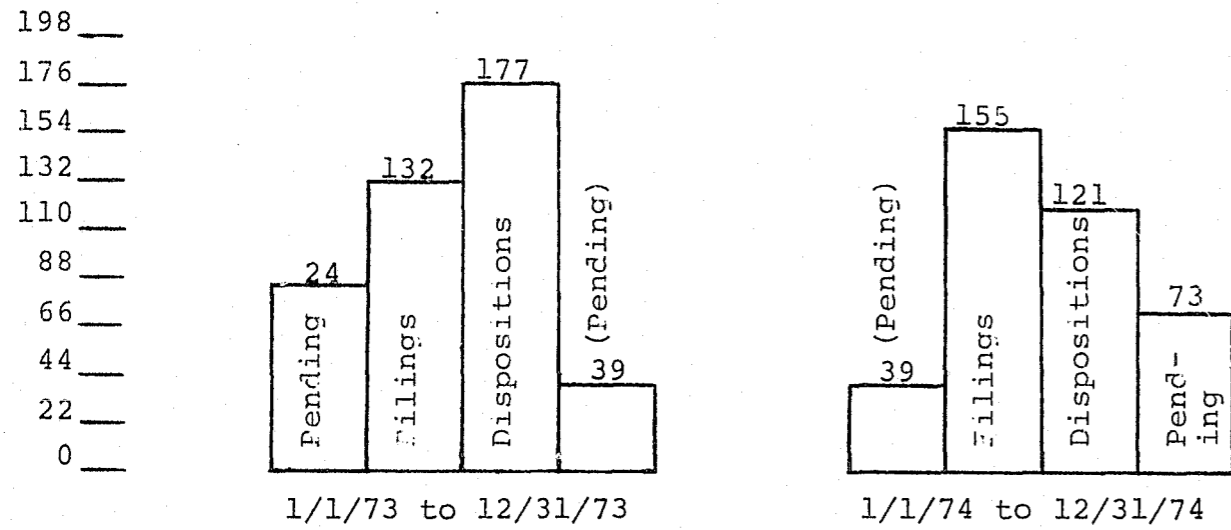
TOTAL DISPOSITIONS

	<u>Calendar Year 1973</u>	<u>Calendar Year 1974</u>	<u>% Change 1973-74</u>	<u>Calendar Year 1973</u>	<u>Calendar Year 1974</u>	<u>% Change 1973-74</u>
Criminal	<u>132</u>	<u>155</u>	<u>17.4%</u>	<u>177</u>	<u>121</u>	<u>-31.6%</u>
Civil	<u>101</u>	<u>194</u>	<u>92.1%</u>	<u>88</u>	<u>166</u>	<u>88.6%</u>
Equity	<u>164</u>	<u>186</u>	<u>13.4%</u>	<u>164</u>	<u>193</u>	<u>17.7%</u>

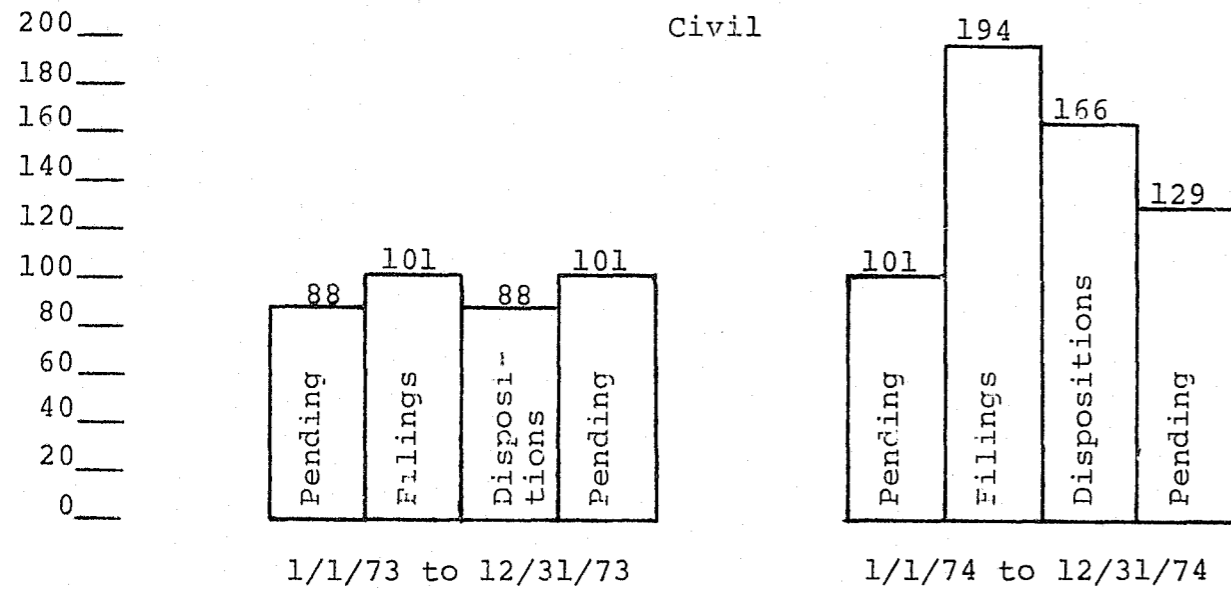
	<u>Pending 12/31/72</u>	<u>Pending 12/31/73</u>	<u>% Change 1972-73</u>	<u>Pending 12/31/74</u>	<u>% Change 1973-74</u>	<u>% Change 1972-74</u>
Criminal	<u>84</u>	<u>39</u>	<u>-53.6%</u>	<u>73</u>	<u>87.2%</u>	<u>-13.1%</u>
Civil	<u>88</u>	<u>101</u>	<u>14.8%</u>	<u>129</u>	<u>27.7%</u>	<u>46.6%</u>
Equity	<u>95</u>	<u>95</u>	<u>0</u>	<u>88</u>	<u>- 7.4%</u>	<u>- 7.4%</u>

19th Circuit - Autauga County

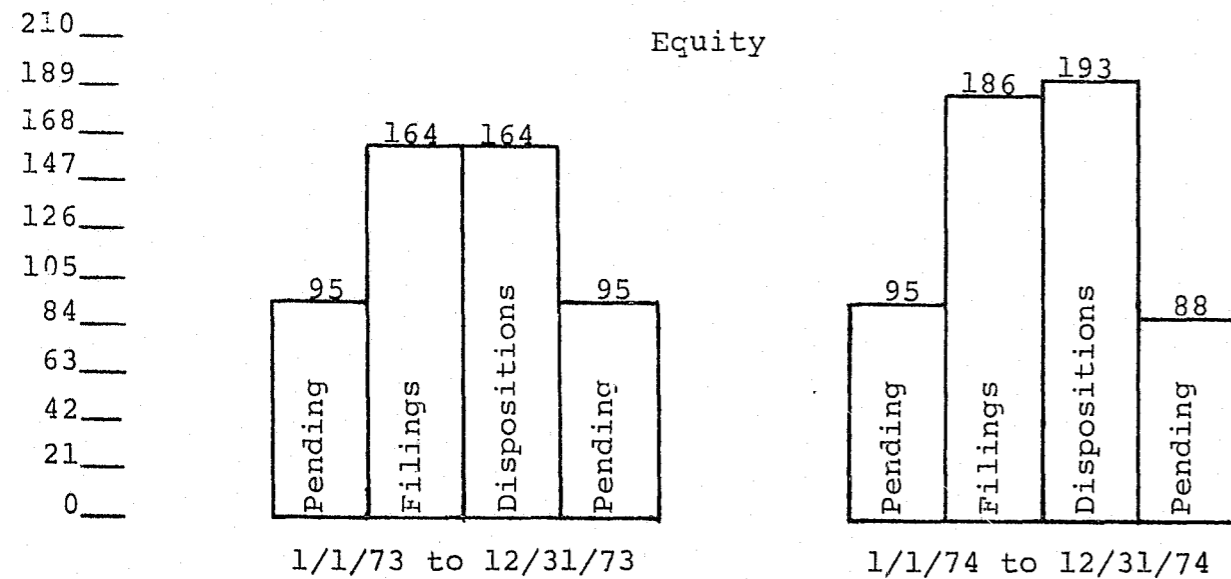
Criminal



Civil



Equity



19th Judicial Circuit

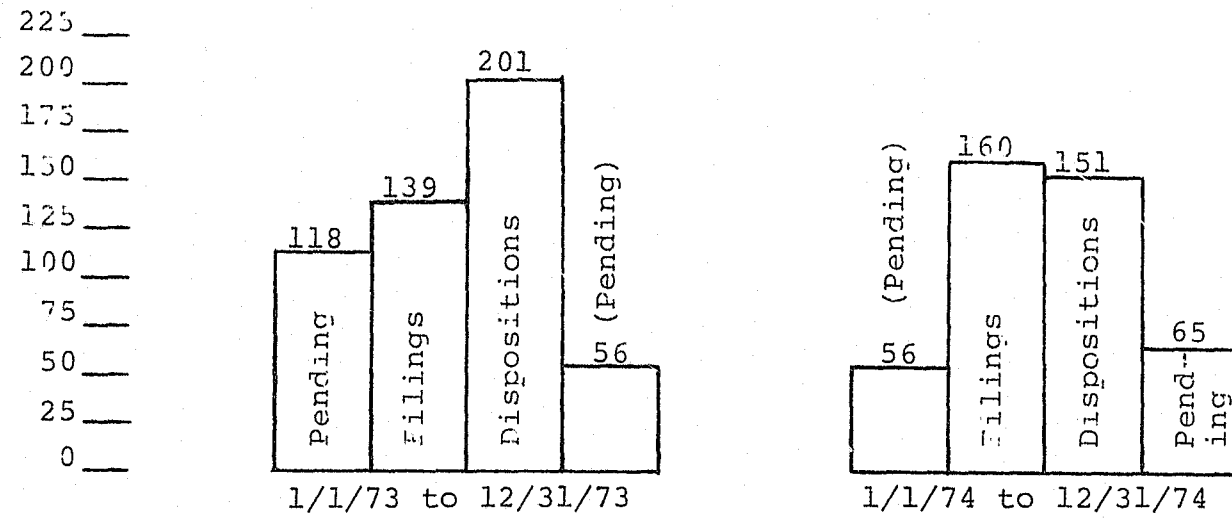
Chilton County

	TOTAL FILINGS			TOTAL DISPOSITIONS		
	Calendar Year 1973	Calendar Year 1974	% Change 1973-74	Calendar Year 1973	Calendar Year 1974	% Change 1973-74
Criminal	139	160	15.1%	201	151	-24.9%
Civil	122	157	28.7%	116	179	54.3%
Equity	39	83	112.8%	50	80	60.0%

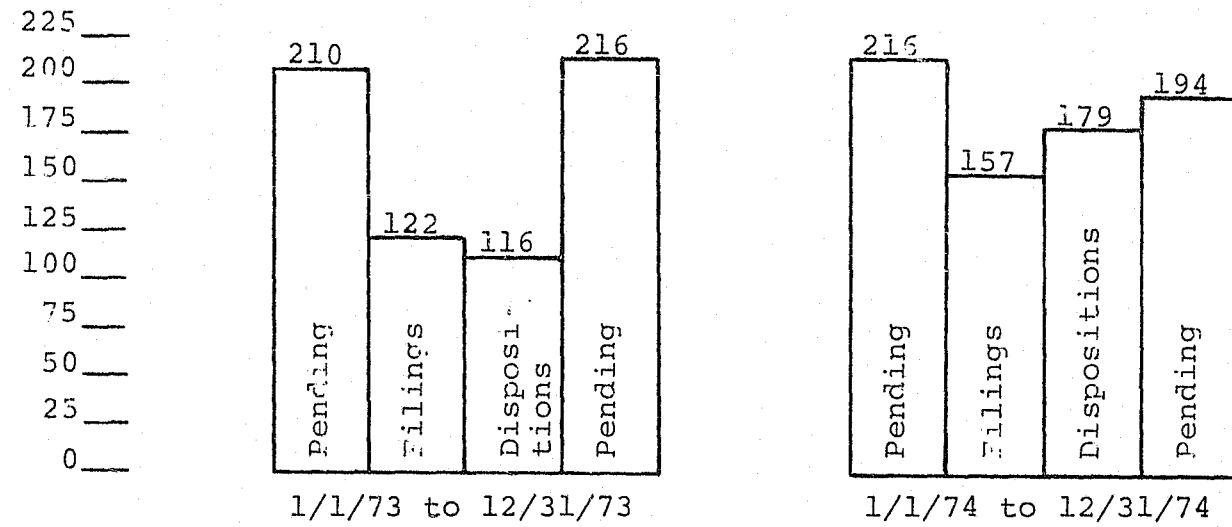
	Pending 12/31/72	Pending 12/31/73	% Change 1972-73	Pending 12/31/74	% Change 1973-74	% Change 1972-74
Criminal	118	56	-52.5%	65	16.1%	-44.9%
Civil	210	216	2.9%	194	-10.2%	-7.6%
Equity	71	60	-15.5%	63	5.0%	-11.3%

19th Circuit - Chilton County

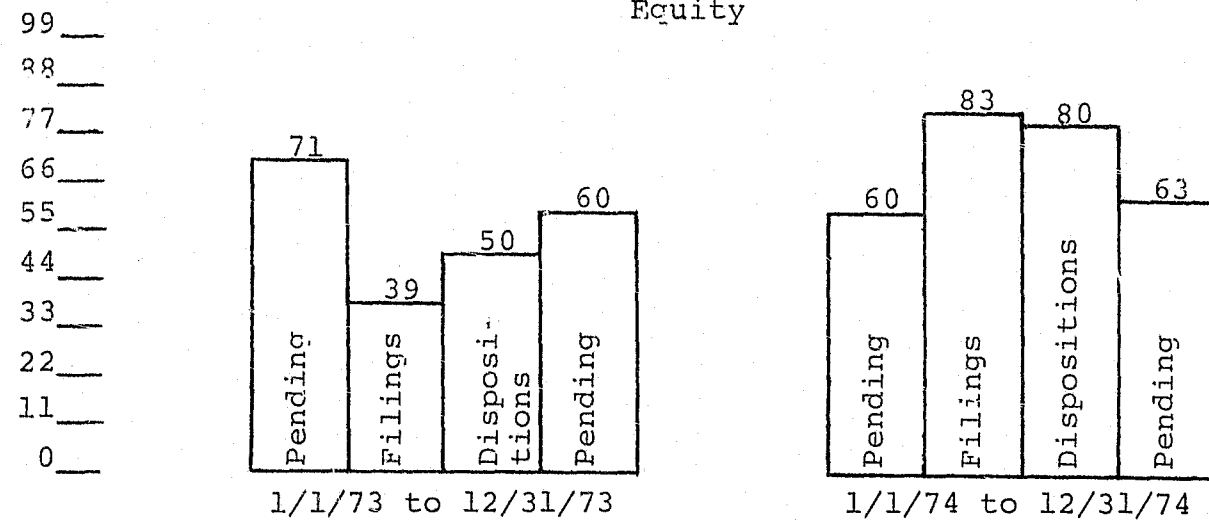
Criminal



Civil



Equity



19th Judicial Circuit

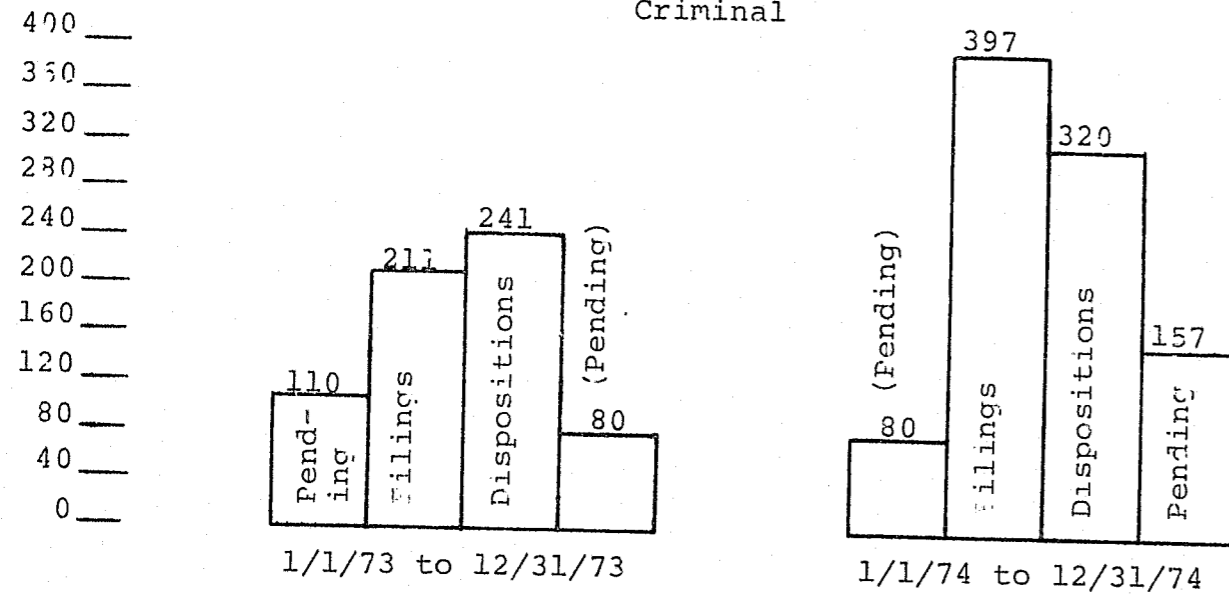
Elmore County

	TOTAL FILINGS			TOTAL DISPOSITIONS		
	Calendar Year 1973	Calendar Year 1974	% Change 1973-74	Calendar Year 1973	Calendar Year 1974	% Change 1973-74
Criminal	211	397	88.2%	241	320	32.8%
Civil	126	169	34.1%	129	169	31.0%
Equity	323	376	16.4%	353	363	2.8%

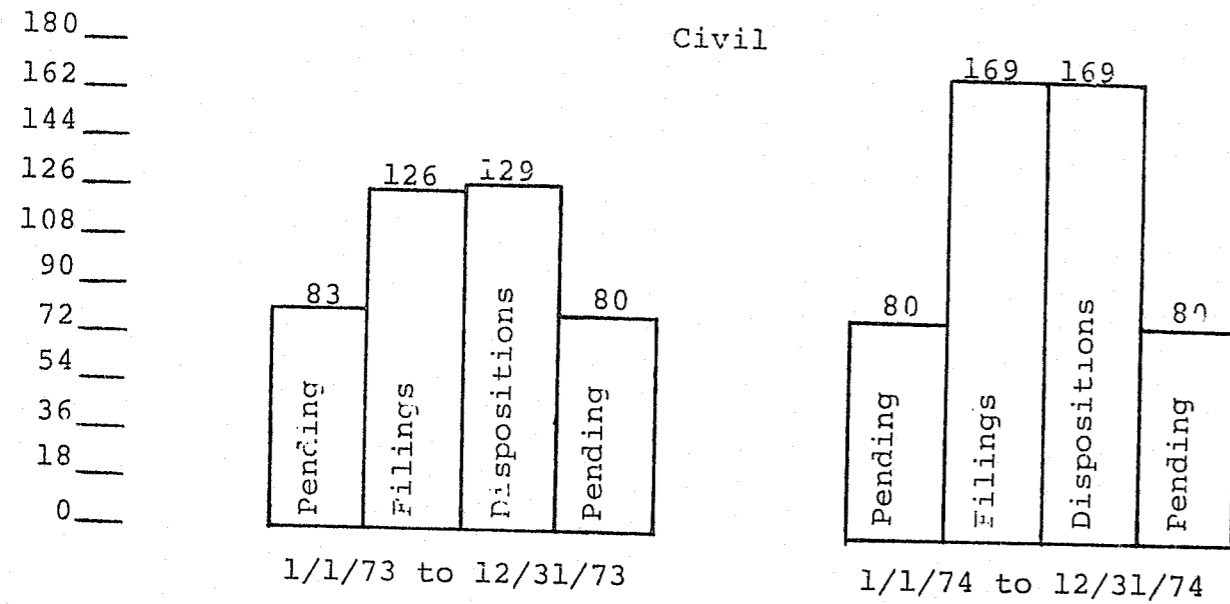
	Pending 12/31/72	Pending 12/31/73	% Change 1972-73	Pending 12/31/74	% Change 1973-74	% Change 1972-74
Criminal	110	80	-27.3%	157	96.3%	42.7%
Civil	83	80	-3.6%	80	0	-3.6%
Equity	134	104	-22.4%	117	12.5%	-12.7%

19th Circuit - Elmore County

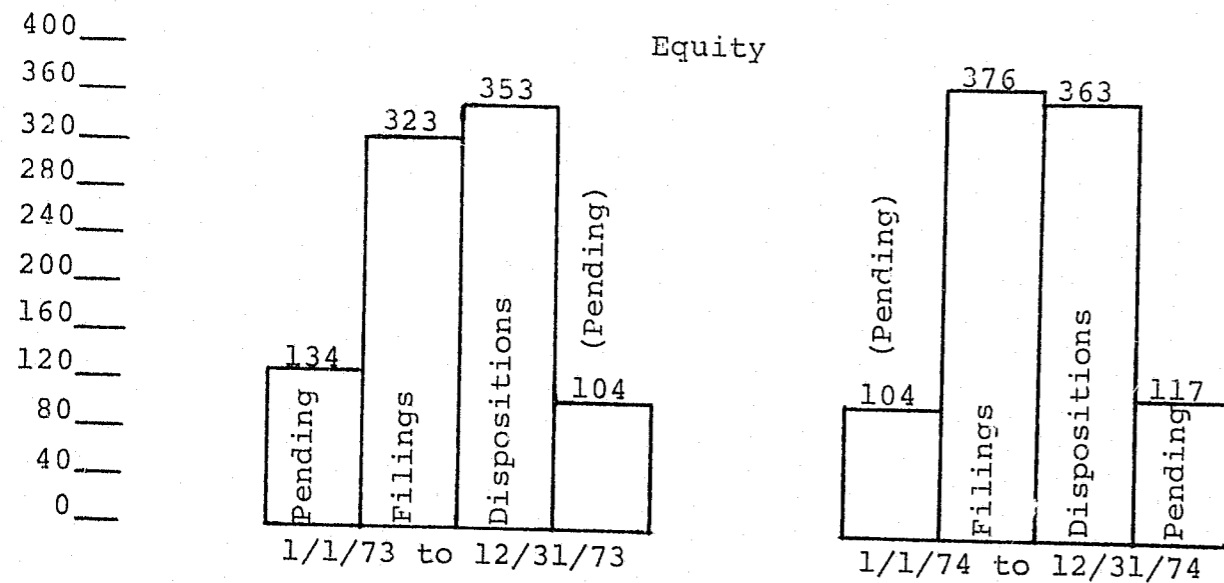
Criminal



Civil



Equity



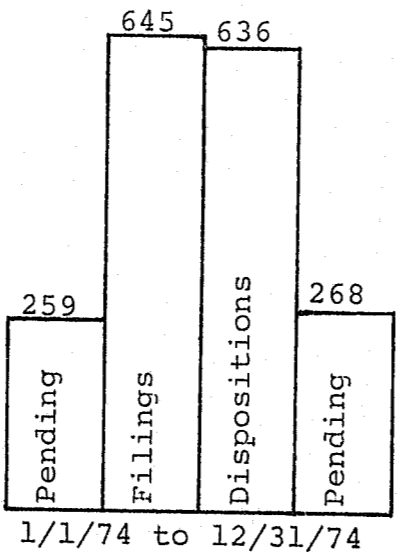
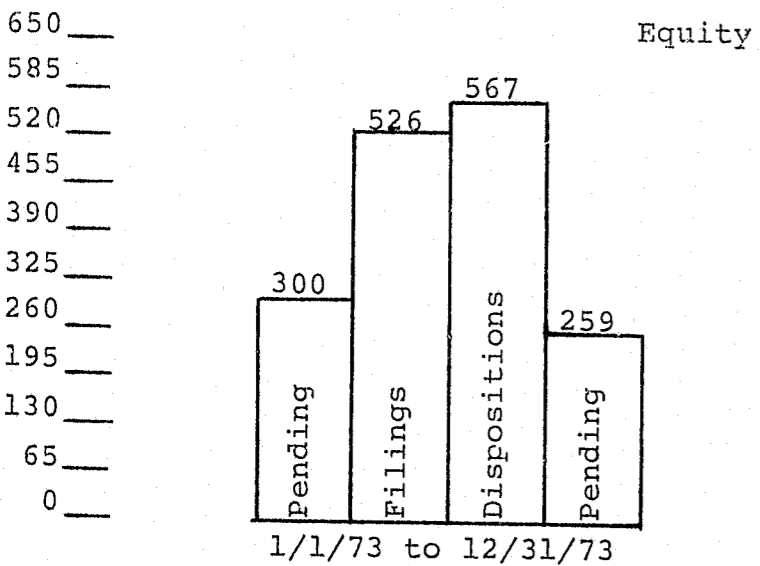
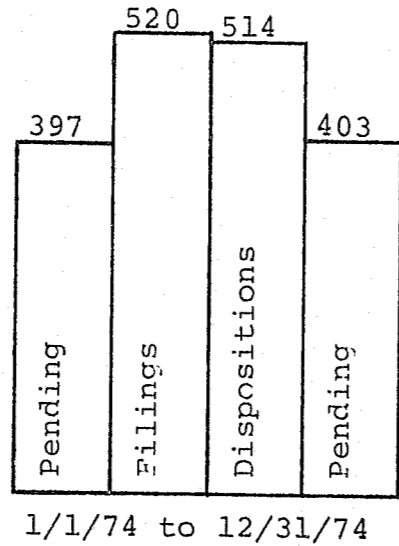
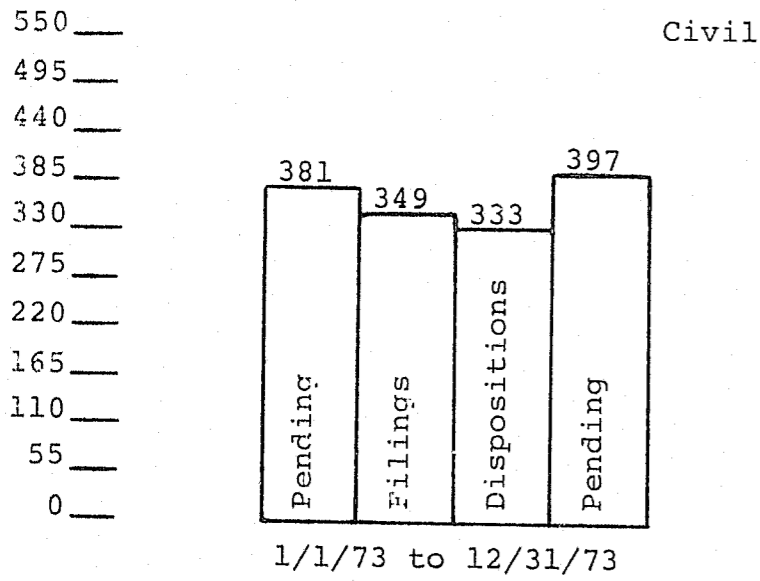
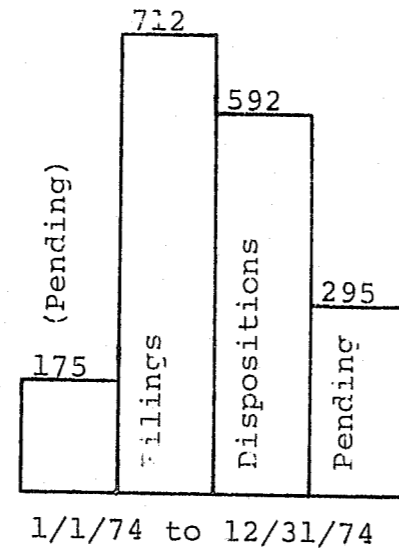
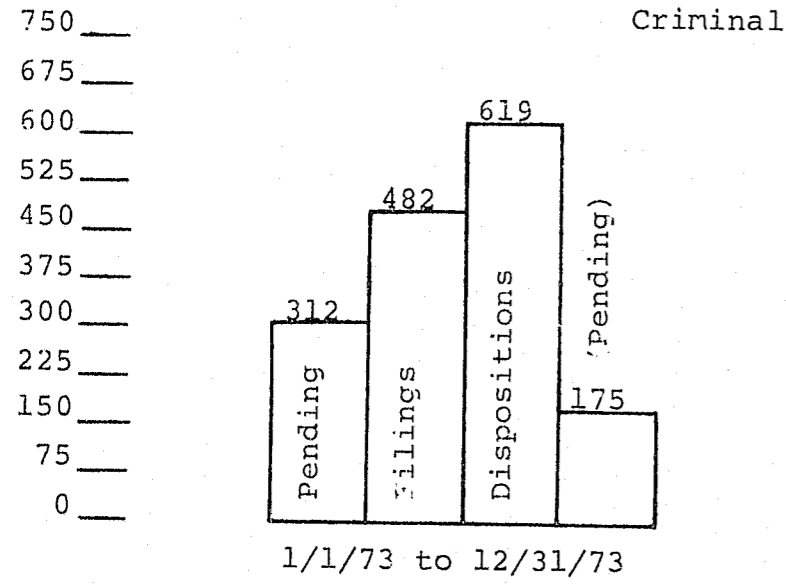
19th Judicial Circuit

Summary

	TOTAL FILINGS			TOTAL DISPOSITIONS		
	Calendar Year 1973	Calendar Year 1974	% Change 1973-74	Calendar Year 1973	Calendar Year 1974	% Change 1973-74
Criminal	482	712	47.7%	619	592	- 4.4%
Civil	349	520	49.0%	333	514	54.4%
Equity	526	645	22.6%	567	636	12.2%

	Pending 12/31/72	Pending 12/31/73	% Change 1972-73	Pending 12/31/74	% Change 1973-74	% Change 1972-74
Criminal	312	175	-43.9%	295	68.6%	- 5.5%
Civil	381	397	4.2%	403	1.5%	5.8%
Equity	300	259	-13.7%	268	3.5%	-10.7%

19th Circuit - Summary



20th Judicial Circuit

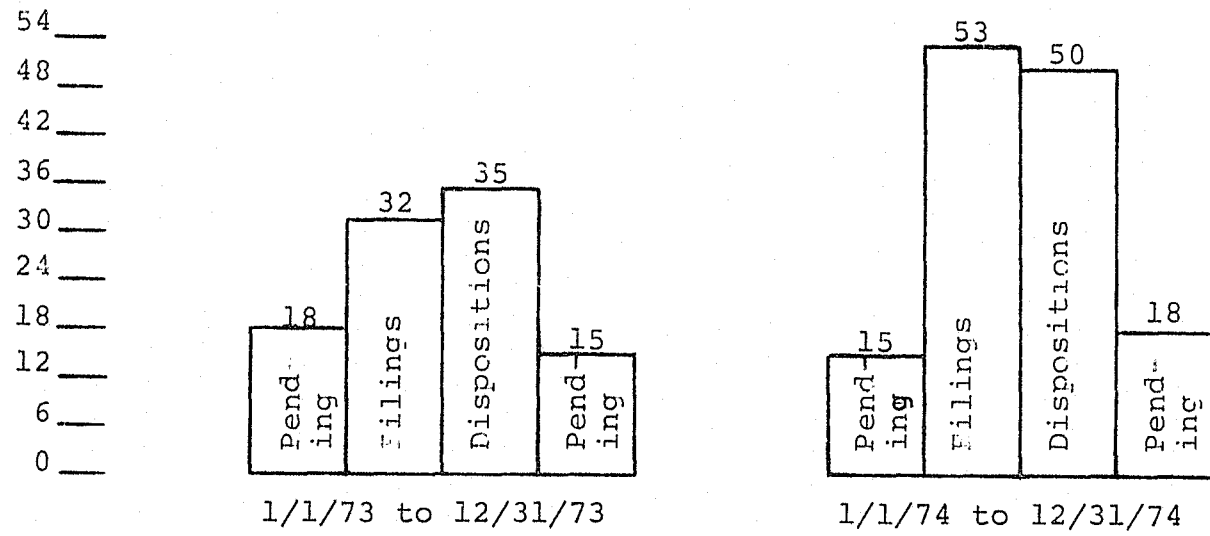
Henry County

	TOTAL FILINGS			TOTAL DISPOSITIONS		
	Calendar Year 1973	Calendar Year 1974	% Change 1973-74	Calendar Year 1973	Calendar Year 1974	% Change 1973-74
Criminal	32	53	65.6%	35	50	42.9%
Civil	117	73	-37.6%	111	80	-27.9%
Equity	76	70	-7.9%	73	89	21.9%

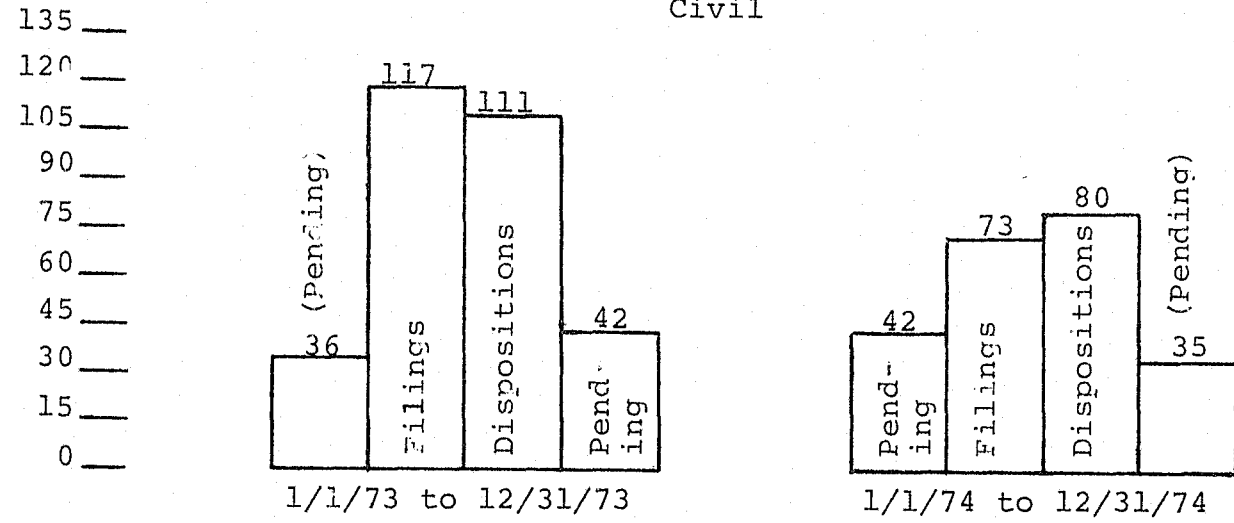
	Pending 12/31/72	Pending 12/31/73	% Change 1972-73	Pending 12/31/74	% Change 1973-74	% Change 1972-74
Criminal	18	15	-16.7%	18	20.0%	0
Civil	36	42	16.7%	35	-16.7%	-2.8%
Equity	46	49	6.5%	30	-38.8%	-34.8%

20th Circuit - Henry County

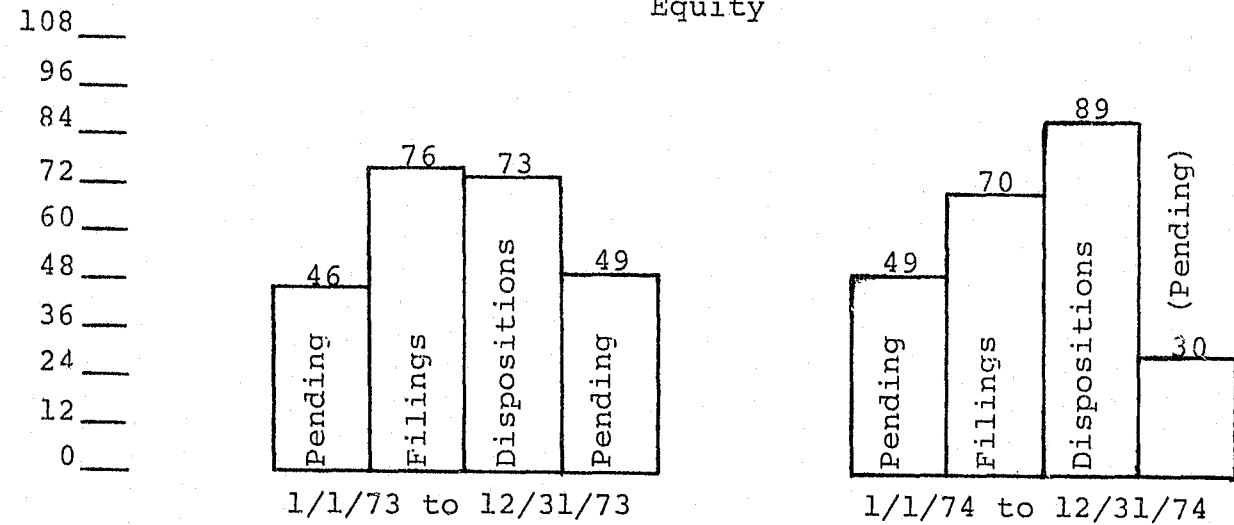
Criminal



Civil



Equity



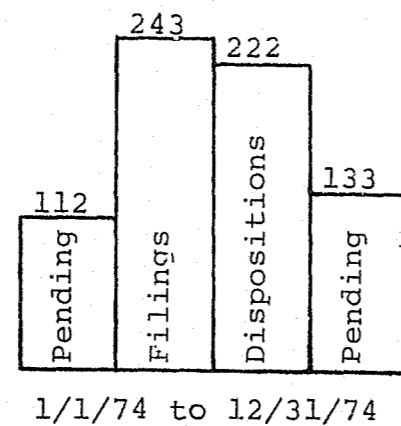
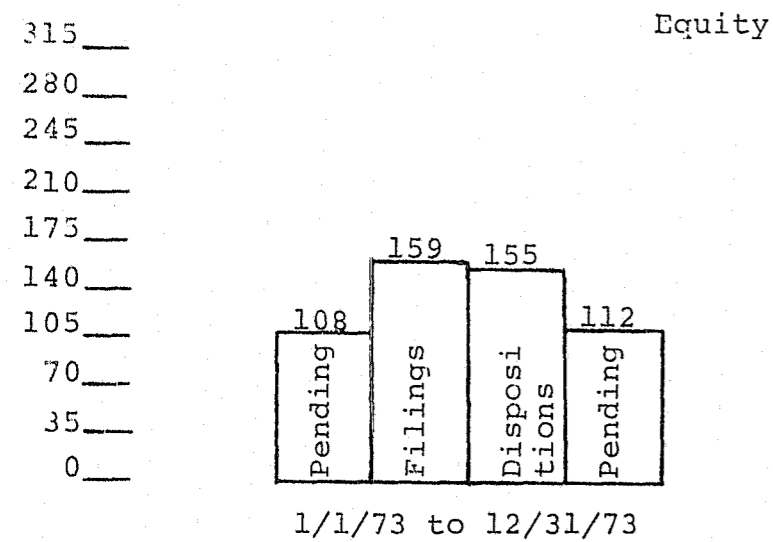
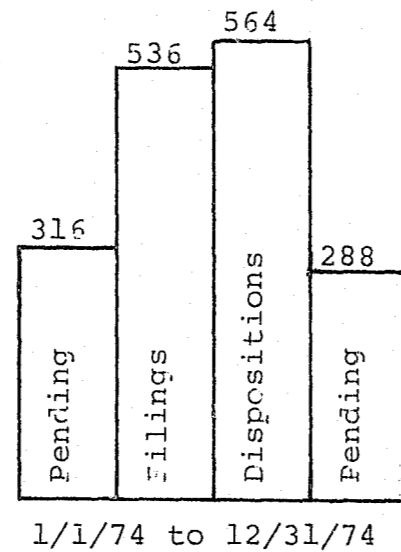
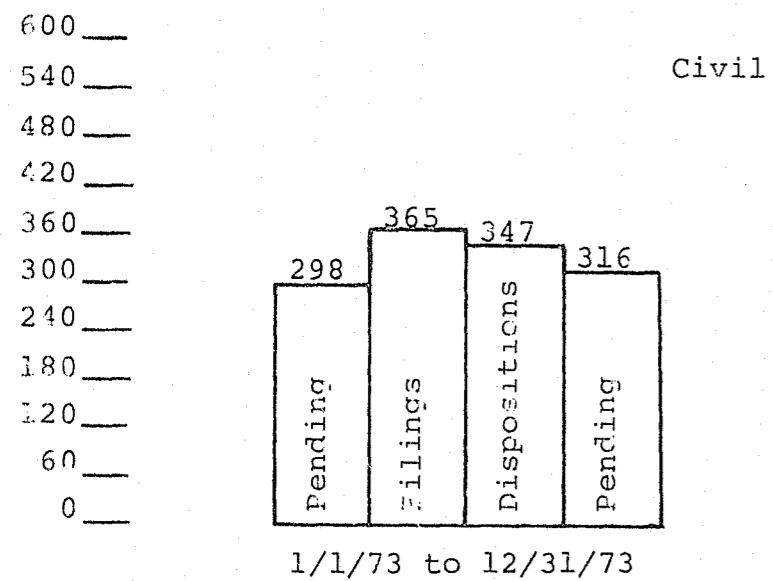
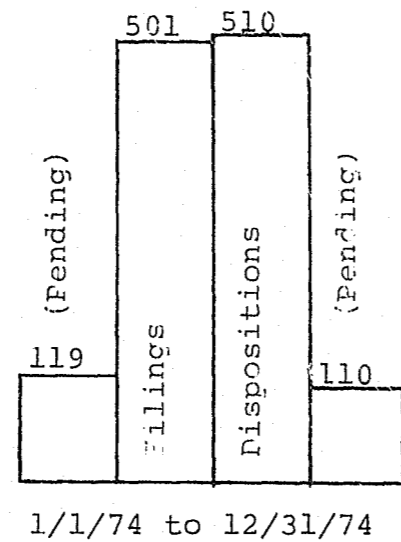
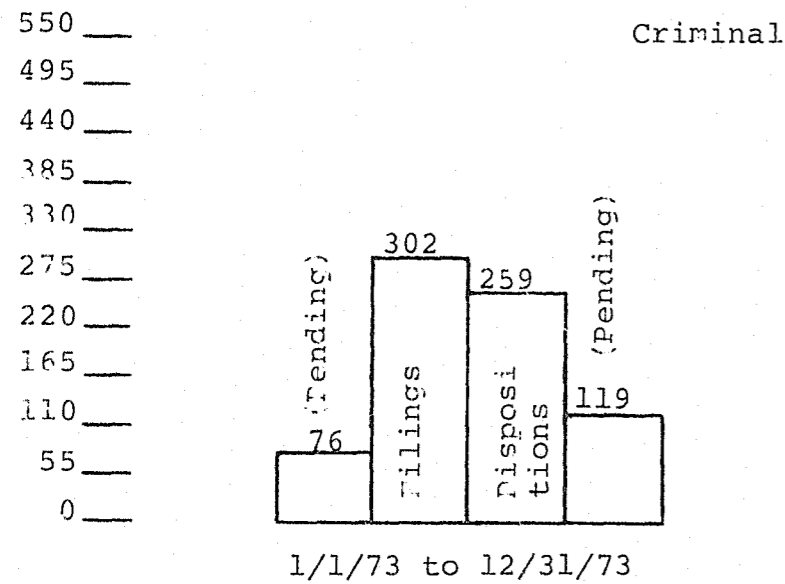
20th Judicial Circuit

Houston County

	TOTAL FILINGS			TOTAL DISPOSITIONS		
	Calendar Year 1973	Calendar Year 1974	% Change 1973-74	Calendar Year 1973	Calendar Year 1974	% Change 1973-74
Criminal	302	501	65.9%	259	510	96.9%
Civil	365	536	46.9%	347	564	62.5%
Equity	159	243	52.8%	155	222	43.2%

	Pending 12/31/72	Pending 12/31/73	% Change 1972-73	Pending 12/31/74	% Change 1973-74	% Change 1972-74
Criminal	76	119	56.6%	110	- 7.6%	44.7%
Civil	298	316	6.0%	288	- 8.9%	- 3.4%
Equity	108	112	3.7%	133	18.8%	23.2%

20th Circuit - Houston County



20th Judicial Circuit

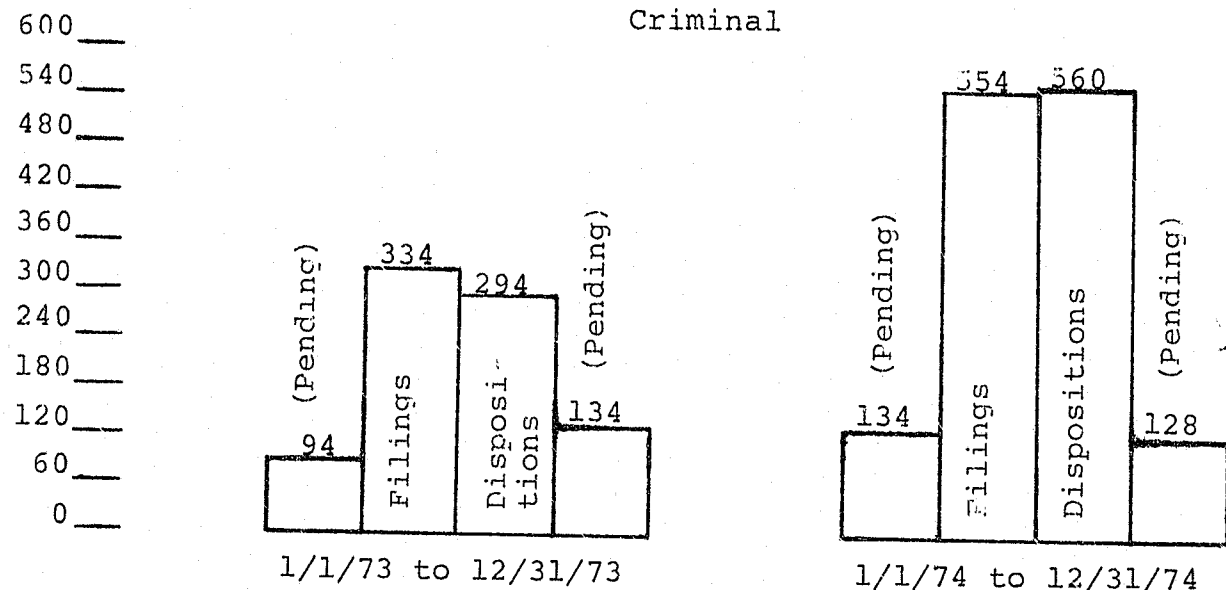
Summary

	TOTAL FILINGS			TOTAL DISPOSITIONS		
	Calendar Year 1973	Calendar Year 1974	% Change 1973-74	Calendar Year 1973	Calendar Year 1974	% Change 1973-74
Criminal	334	554	65.9%	294	560	90.5%
Civil	482	609	26.4%	458	644	40.6%
Equity	235	313	33.2%	228	311	36.4%

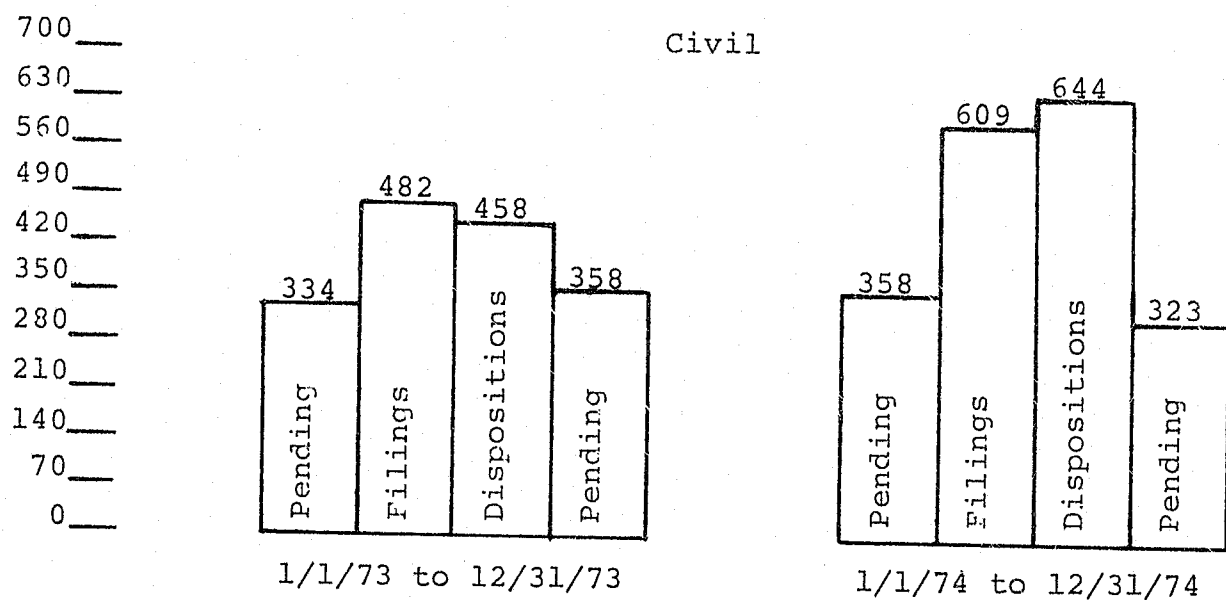
	Pending 12/31/72	Pending 12/31/73	% Change 1972-73	Pending 12/31/74	% Change 1973-74	% Change 1972-74
Criminal	94	134	42.6%	128	- 4.5%	36.2%
Civil	334	358	7.2%	323	- 9.8%	- 3.3%
Equity	154	161	4.6%	163	1.2%	5.8%

20th Circuit - Summary

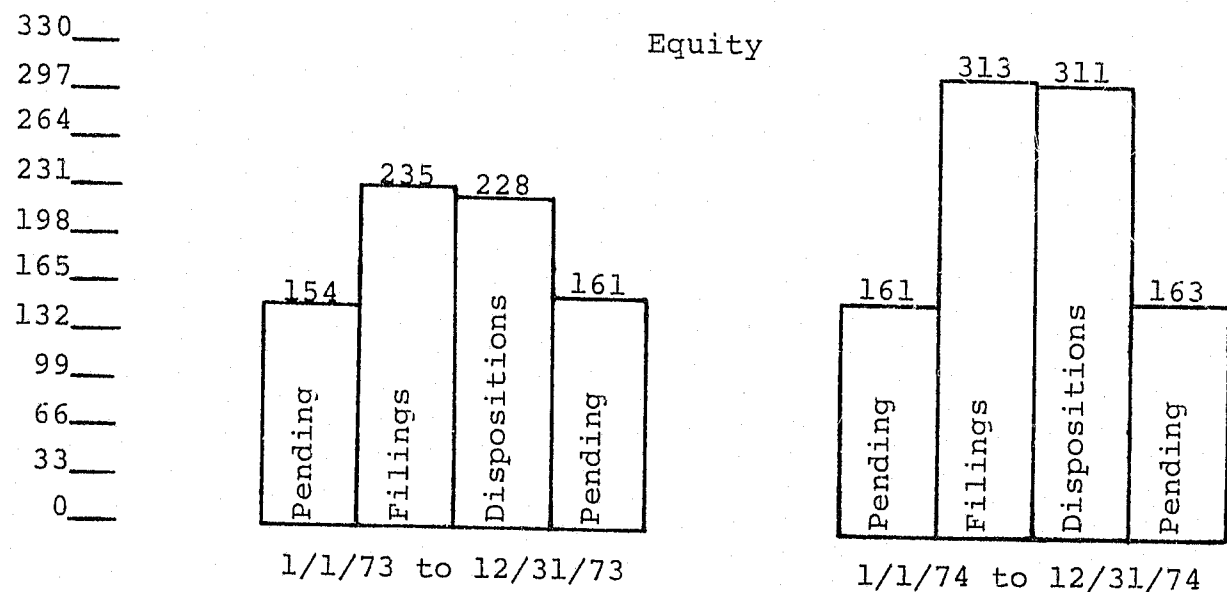
Criminal



Civil



Equity



27th Judicial Circuit

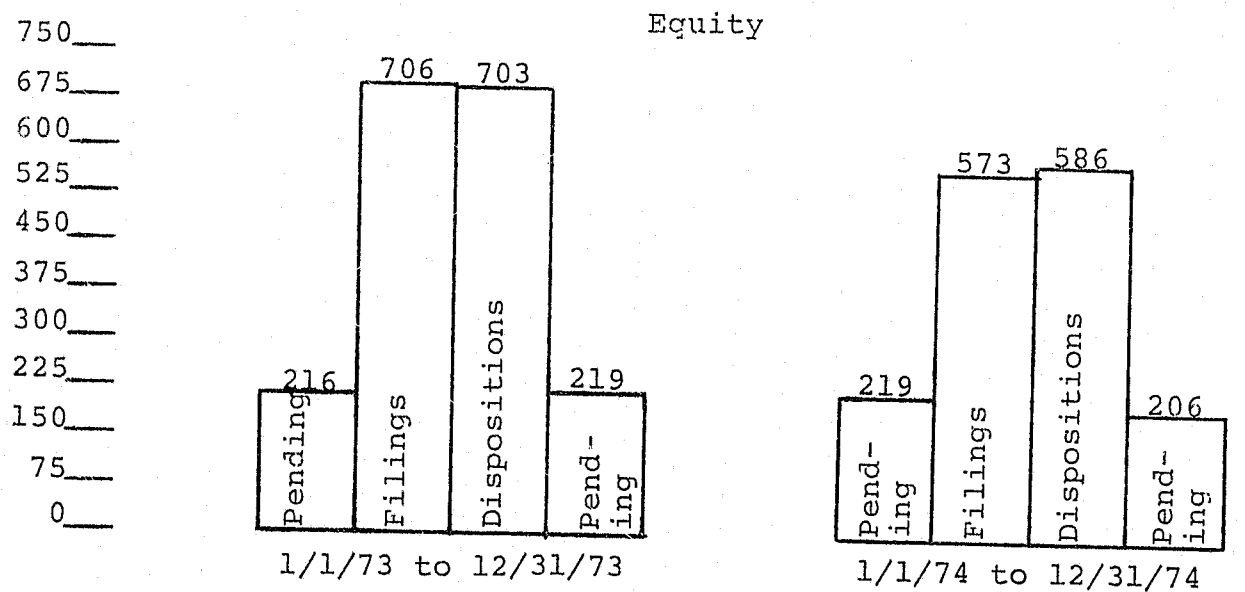
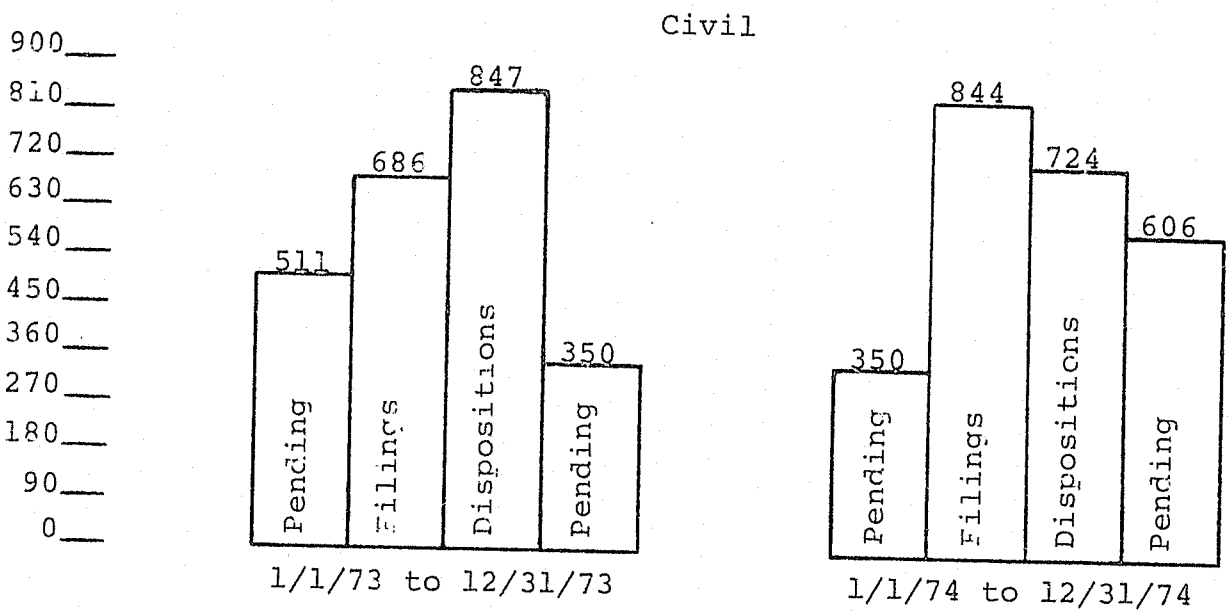
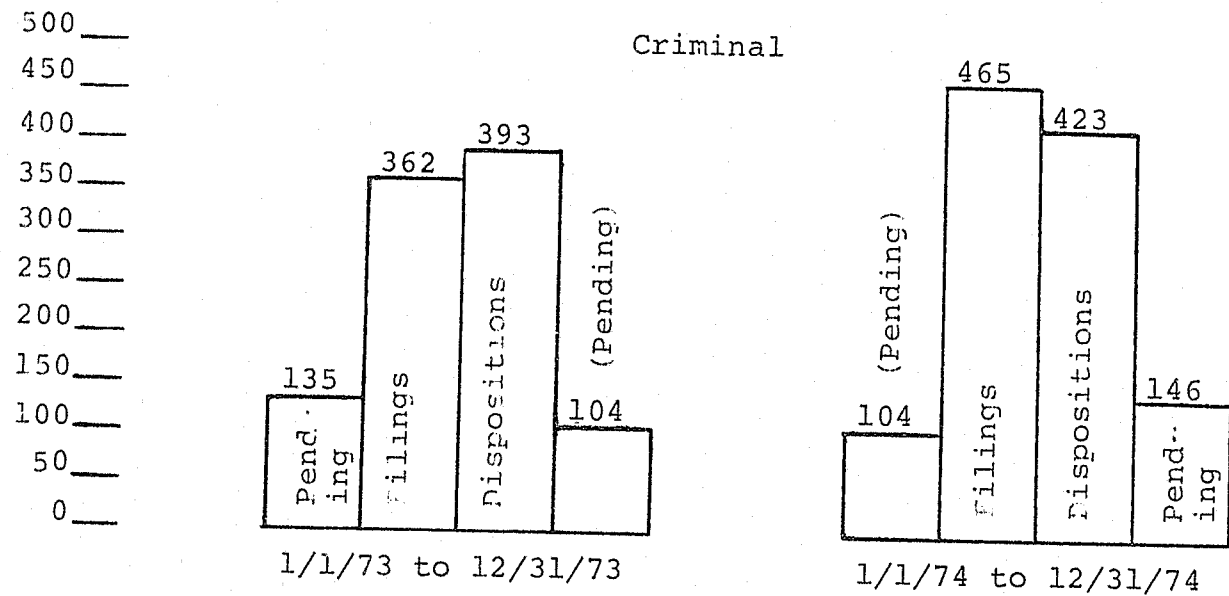
Marshall County

	TOTAL FILINGS			TOTAL DISPOSITIONS		
	Calendar Year 1973	Calendar Year 1974	% Change 1973-74	Calendar Year 1973	Calendar Year 1974	% Change 1973-74
Criminal	362	465	28.5%	393	423	7.6%
Civil	686	844	23.0%	847	724	-14.5%
Equity	706	573	-18.8%	703	586	-16.6%

	Pending 12/31/72	Pending 12/31/73	% Change 1972-73	Pending 12/31/74	% Change 1973-74	% Change 1972-74
	Criminal	135	104	-23.0%	146	40.4%
Civil	511	350	-31.5%	606*	73.1%	18.6%
Equity	216	219	1.4%	206	-5.9%	-4.6%

* Corrected figure

27th Circuit - Marshall County



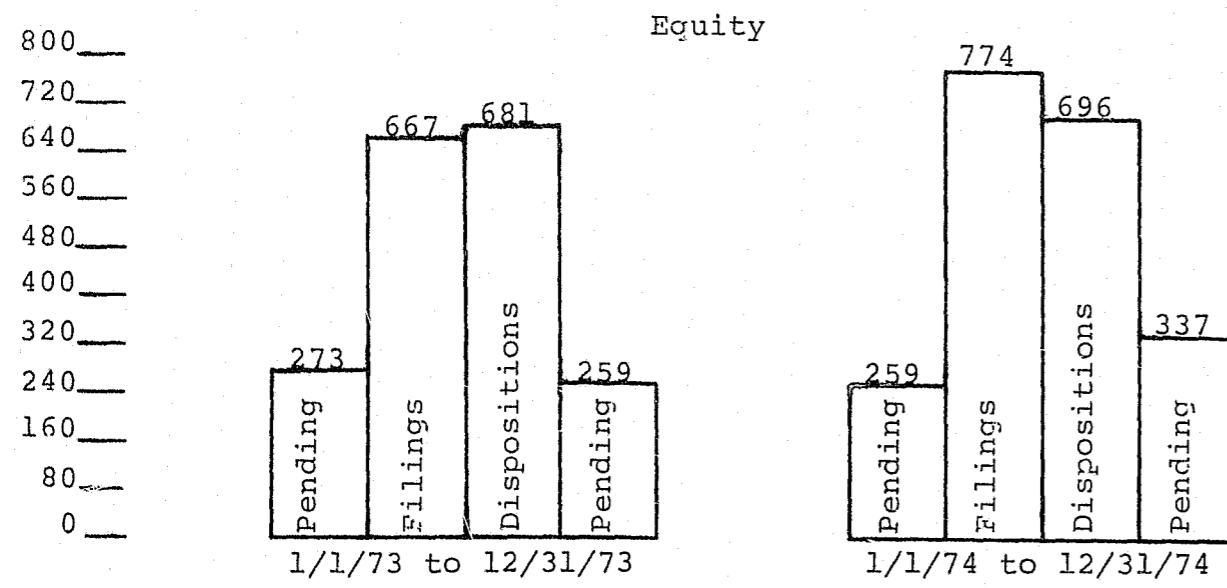
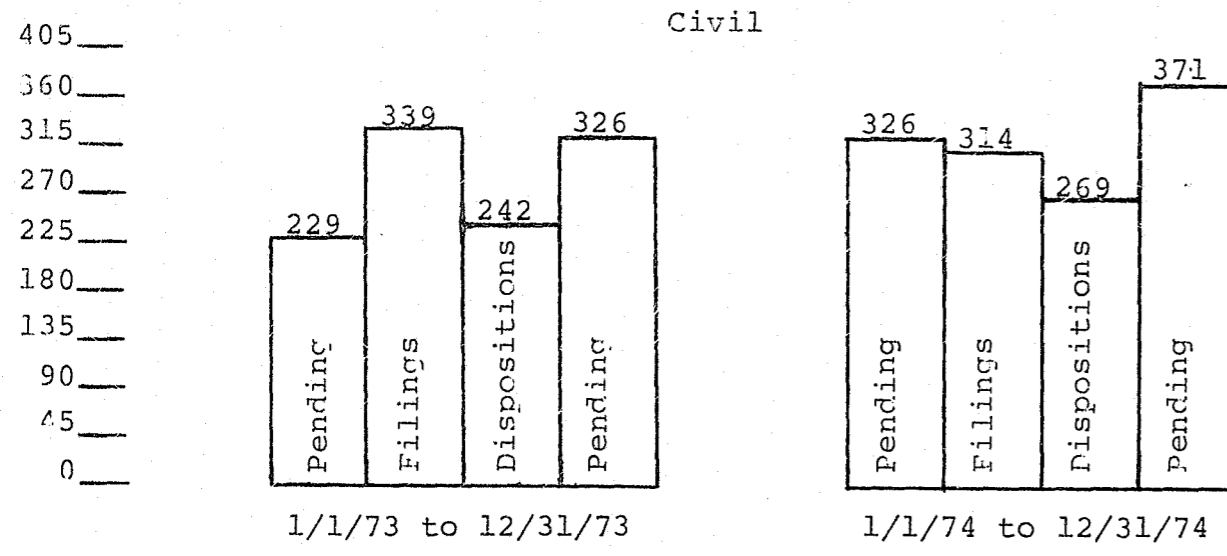
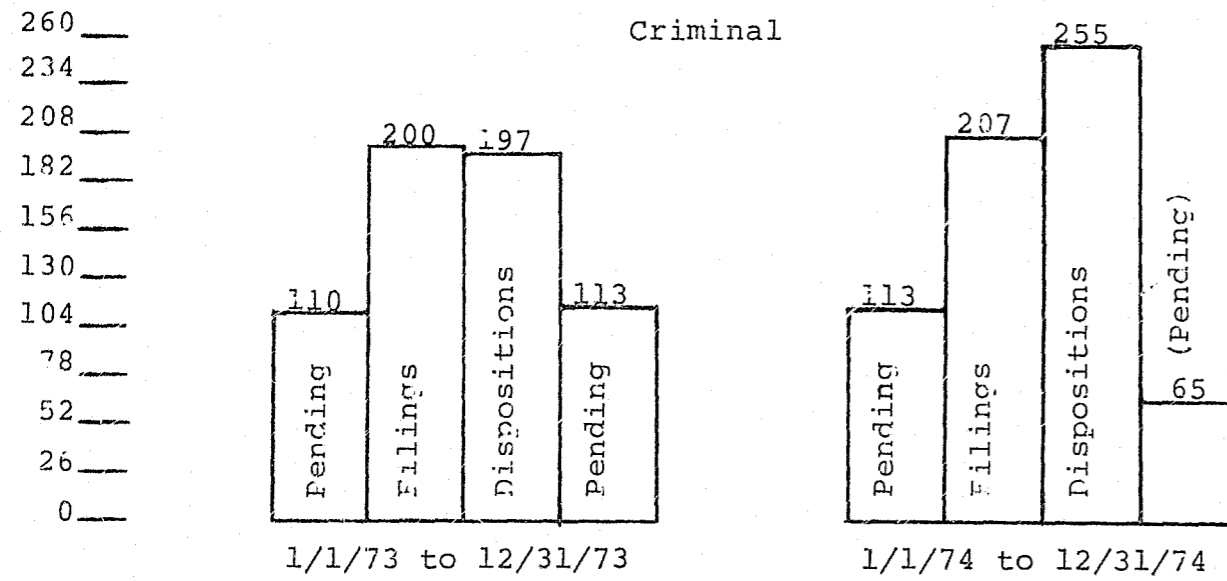
29th Judicial Circuit

Talladega County

	TOTAL FILINGS			TOTAL DISPOSITIONS		
	Calendar Year 1973	Calendar Year 1974	% Change 1973-74	Calendar Year 1973	Calendar Year 1974	% Change 1973-74
Criminal	200	207	3.5%	197	255	29.4%
Civil	339	314	- 7.4%	242	269	11.2%
Equity	667	774	16.0%	681	696	2.2%

	Pending 12/31/72	Pending 12/31/73	% Change 1972-73	Pending 12/31/74	% Change 1973-74	% Change 1972-74
Criminal	110	113	2.7%	65	-42.5%	-40.9%
Civil	229	326	42.4%	371	13.8%	62.0%
Equity	273	259	- 5.1%	337	30.1%	23.4%

29th Circuit - Talladega County



30th Judicial Circuit

Blount County

	TOTAL FILINGS			TOTAL DISPOSITIONS		
	Calendar Year 1973	Calendar Year 1974	% Change 1973-74	Calendar Year 1973	Calendar Year 1974	% Change 1973-74
Criminal	176	135	-23.3%	219	142	-35.2%
Civil	103	133	29.1%	124	210	69.4%
Equity	189	250	32.3%	211	241	14.2%

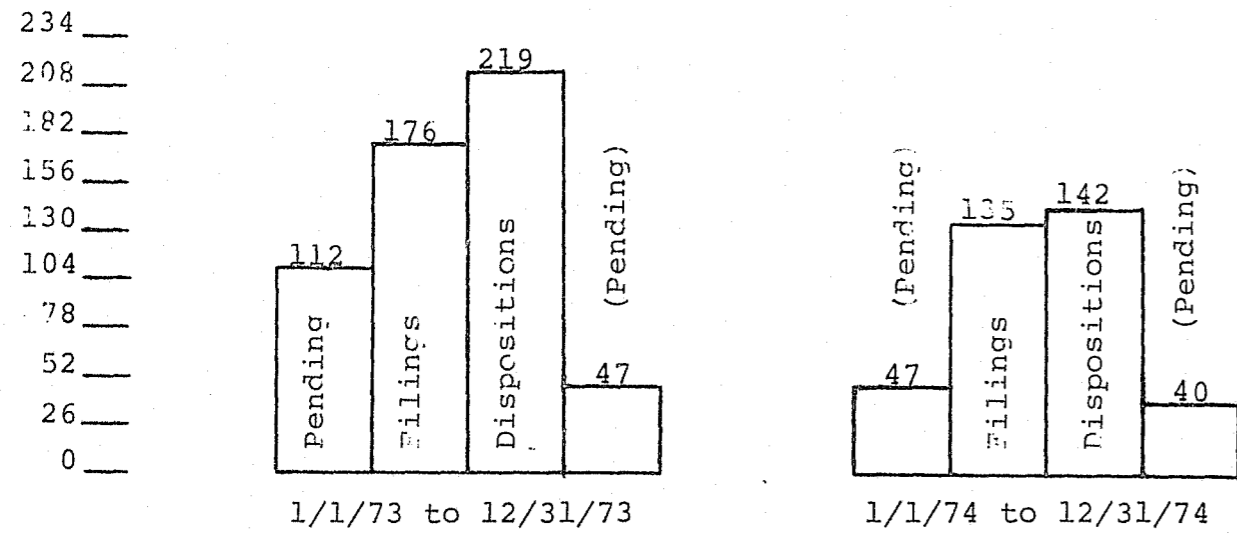
	Pending 12/31/72	Pending 12/31/73	% Change 1972-73	Pending 12/31/74	% Change 1973-74	% Change 1972-74
Criminal	112	47*	-58.0%	40	-14.9%	-64.3%
Civil	6	249**	4050.0%	172	-30.9%	2766.7%
Equity	80	58	-27.5%	68*	17.2%	-15.0%

* Corrected figure

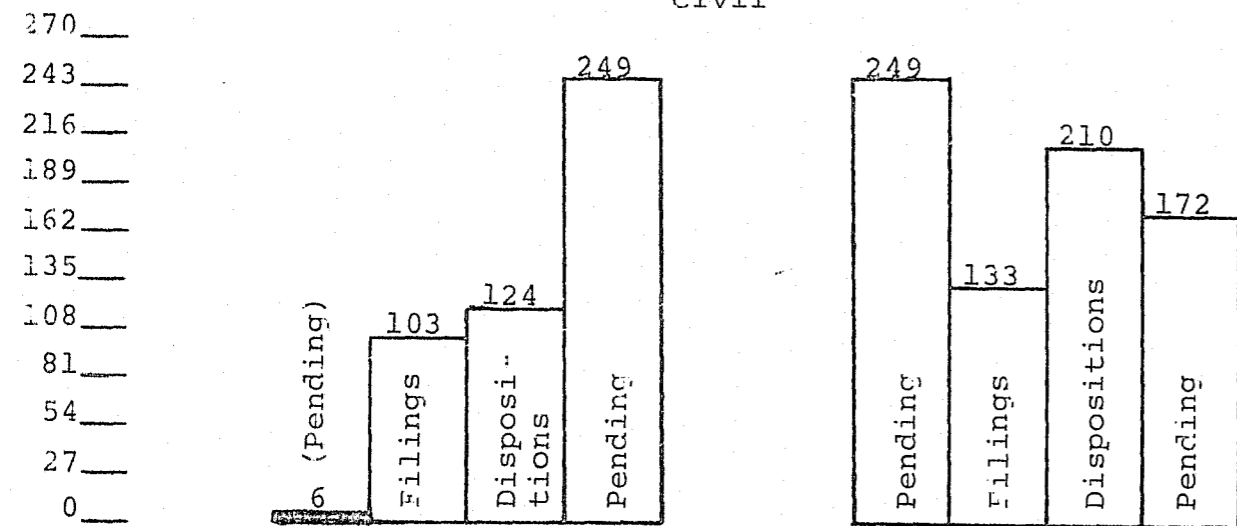
** Corrected figure; included 183 cases with no service.

30th Circuit - Blount County

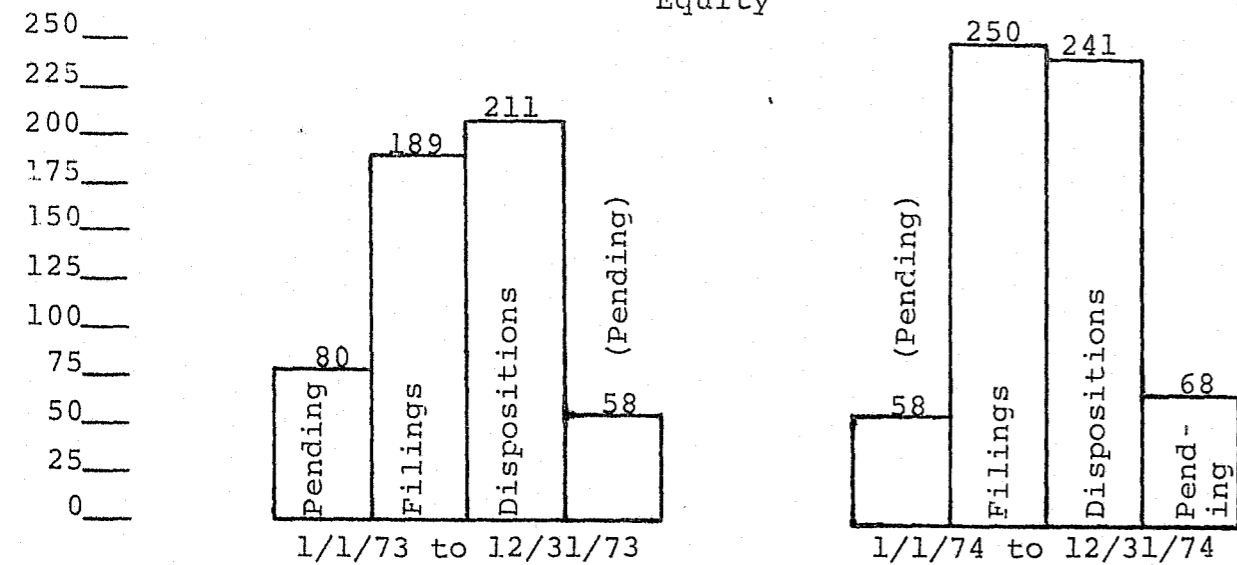
Criminal



Civil



Equity

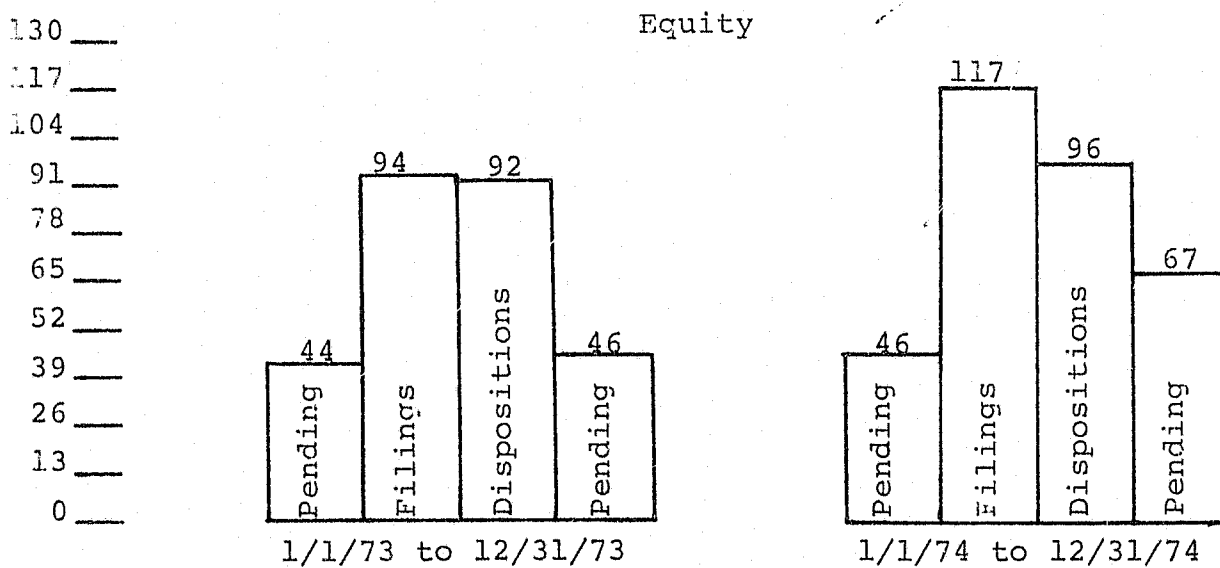
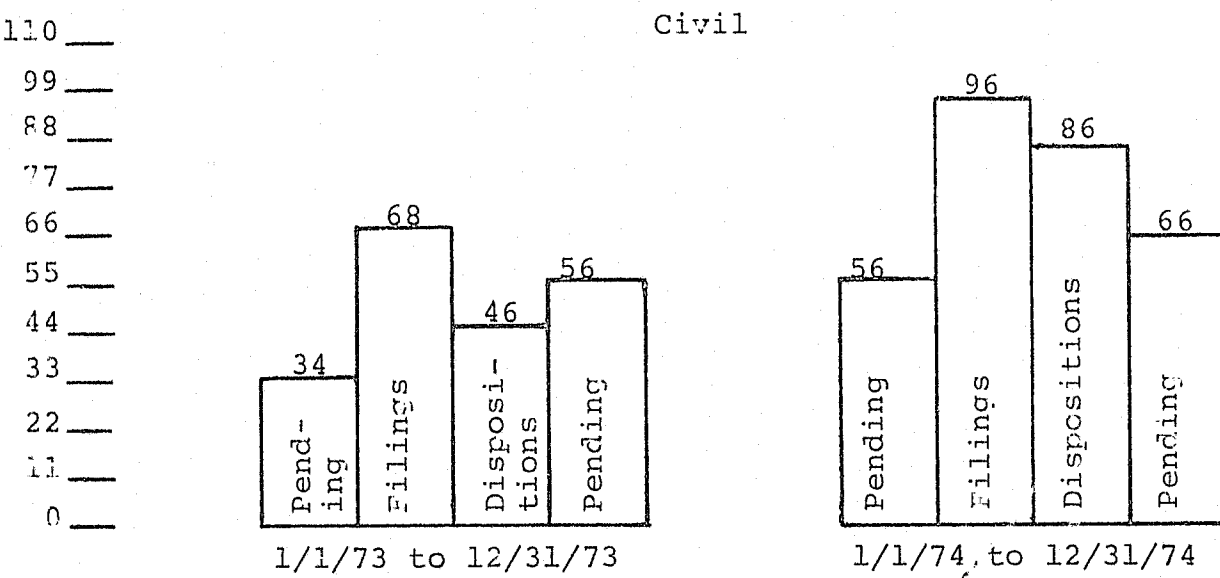
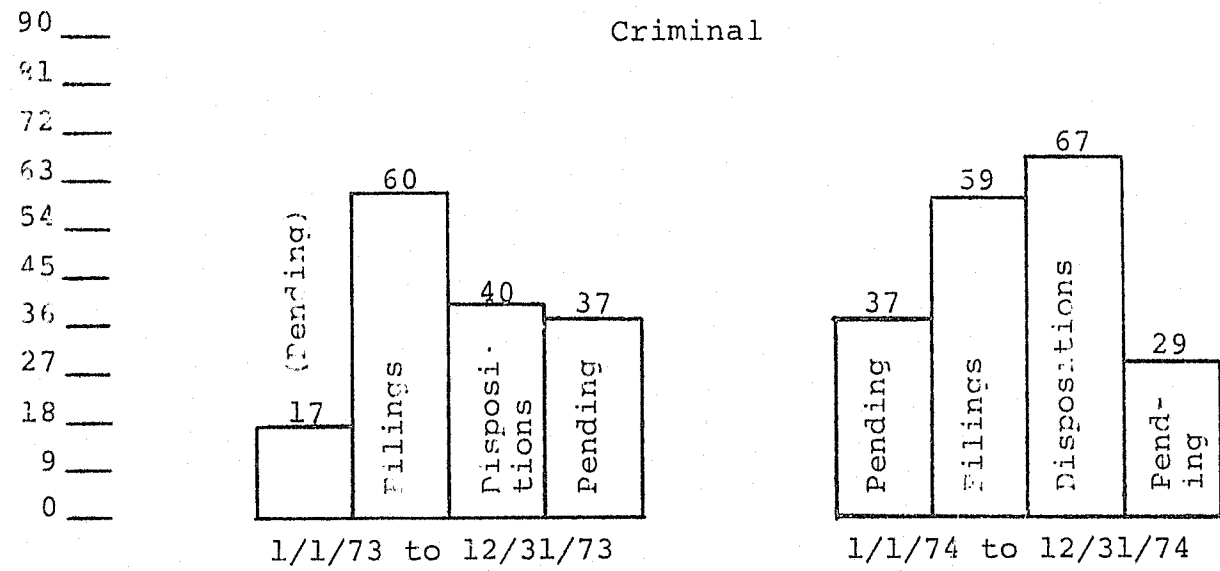


30th Judicial Circuit

St. Clair County - Northern Division

	TOTAL FILINGS			TOTAL DISPOSITIONS		
	Calendar Year 1973	Calendar Year 1974	% Change 1973-74	Calendar Year 1973	Calendar Year 1974	% Change 1973-74
Criminal	60	59	- 1.7%	40	67	67.5%
Civil	68	96	41.2%	46	86	87.0%
Equity	94	117	24.5%	92	96	4.3%

	Pending 12/31/72	Pending 12/31/73	% Change 1972-73	Pending 12/31/74	% Change 1973-74	% Change 1972-74
Criminal	17	37	117.7%	29	-21.6%	70.6%
Civil	34	56	64.7%	66	17.9%	94.1%
Equity	44	46	4.6%	67	45.7%	52.3%



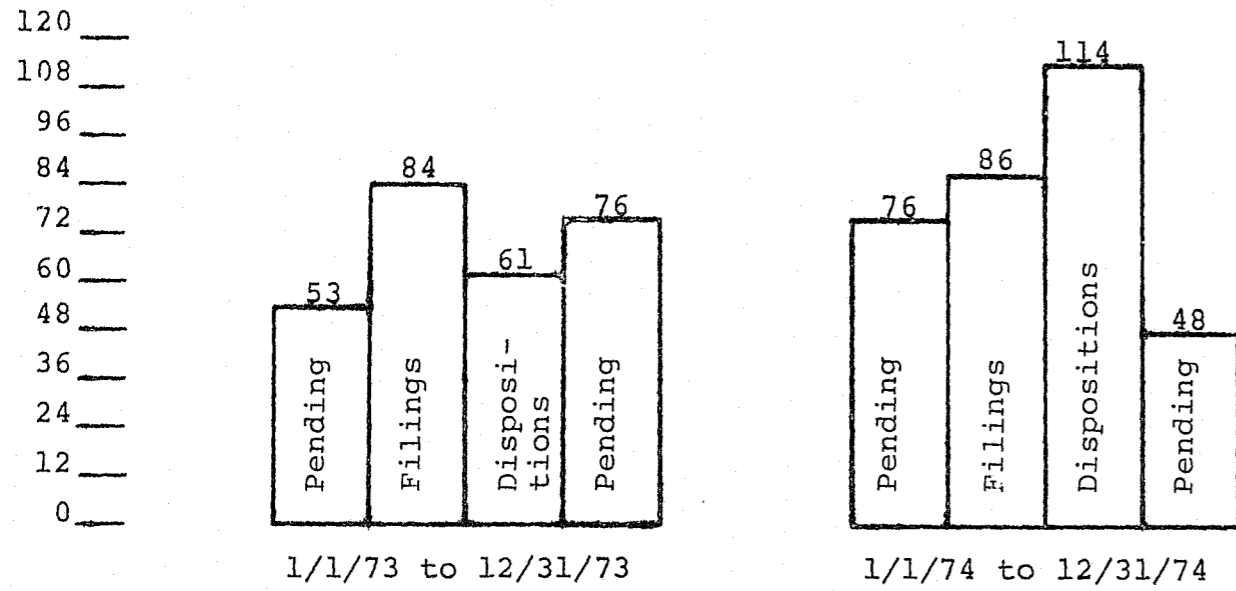
St. Clair County - Southern Division

	TOTAL FILINGS			TOTAL DISPOSITIONS		
	Calendar Year 1973	Calendar Year 1974	% Change 1973-74	Calendar Year 1973	Calendar Year 1974	% Change 1973-74
Criminal	84	86	2.4%	61	114	86.9%
Civil	94	81	-13.8%	82	100	22.0%
Equity	182	259	42.3%	182	213	17.0%

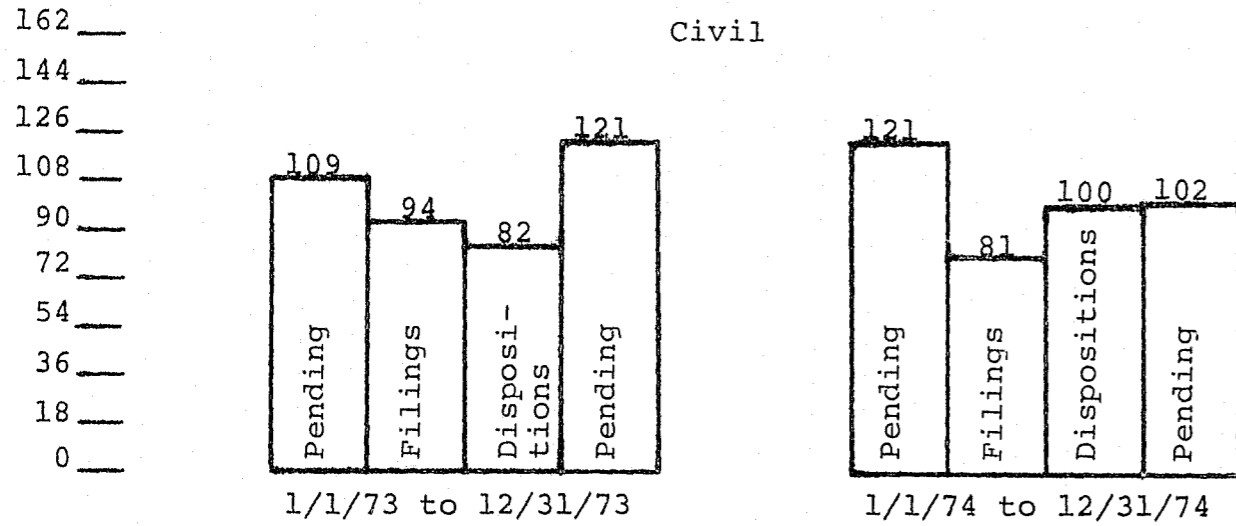
	Pending 12/31/72	Pending 12/31/73	% Change 1972-73	Pending 12/31/74	% Change 1973-74	% Change 1972-74
Criminal	53	76	43.4%	48	36.8%	9.4%
Civil	109	121	11.0%	102	90.0%	6.4%
Equity	99	99	0	145	46.5%	46.5%

30th Circuit - St. Clair County (Southern Division)

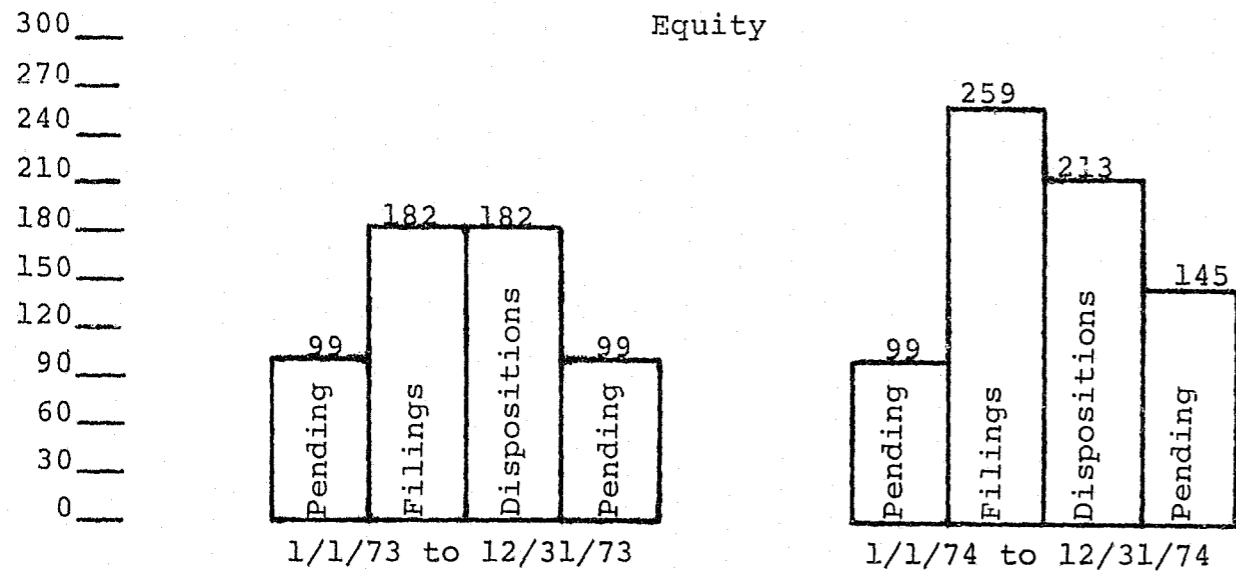
Criminal



Civil



Equity



30th Judicial Circuit

Summary

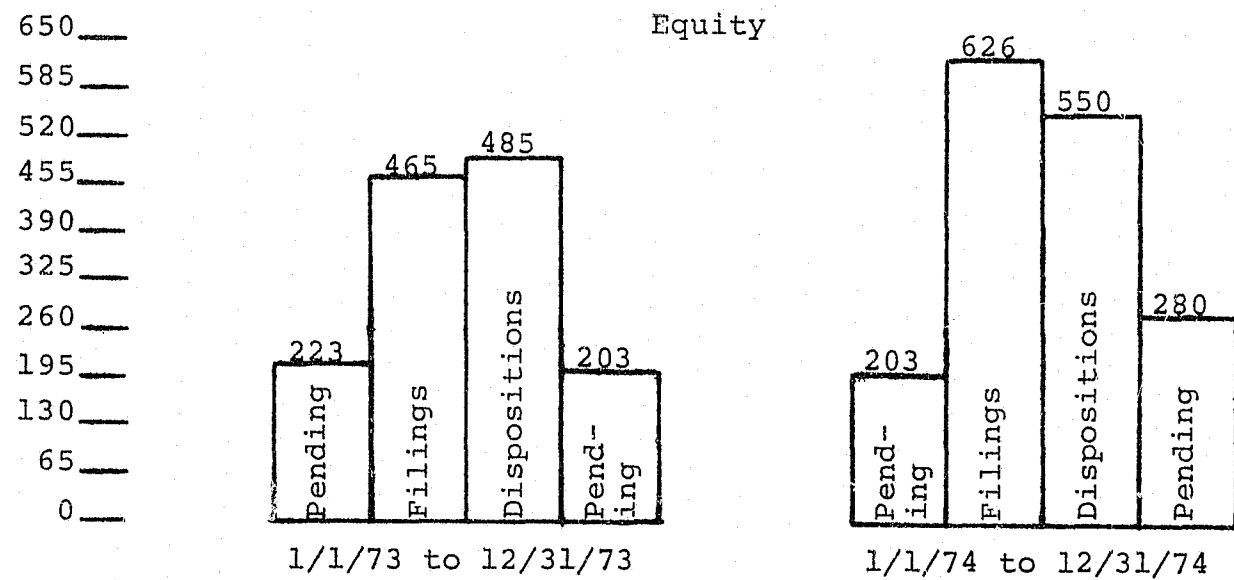
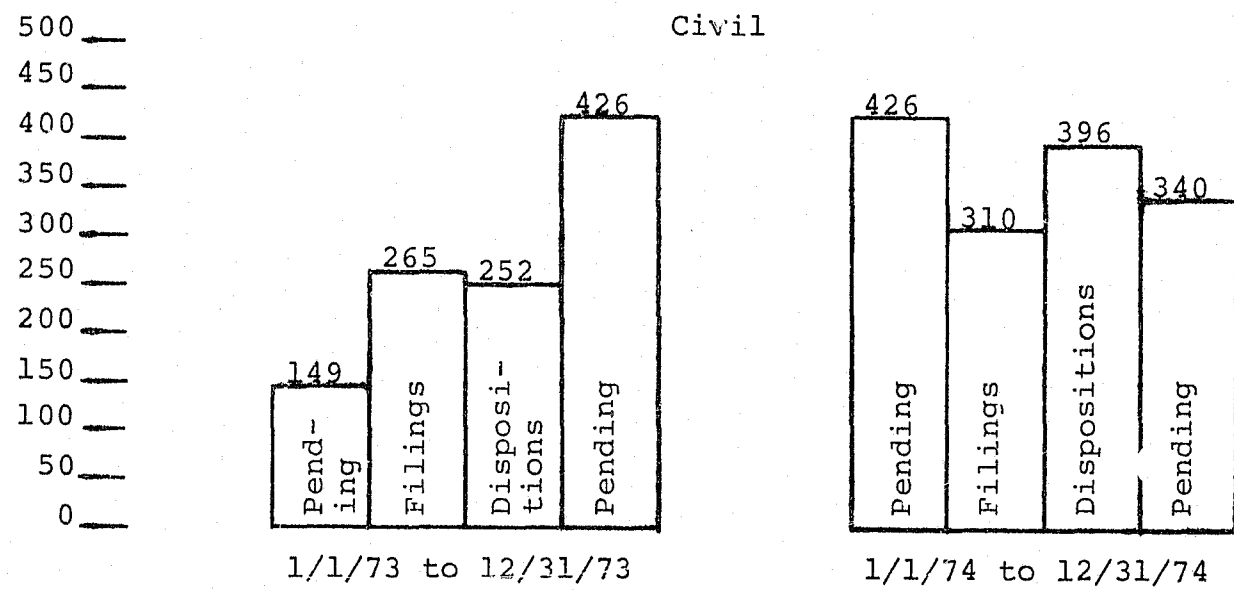
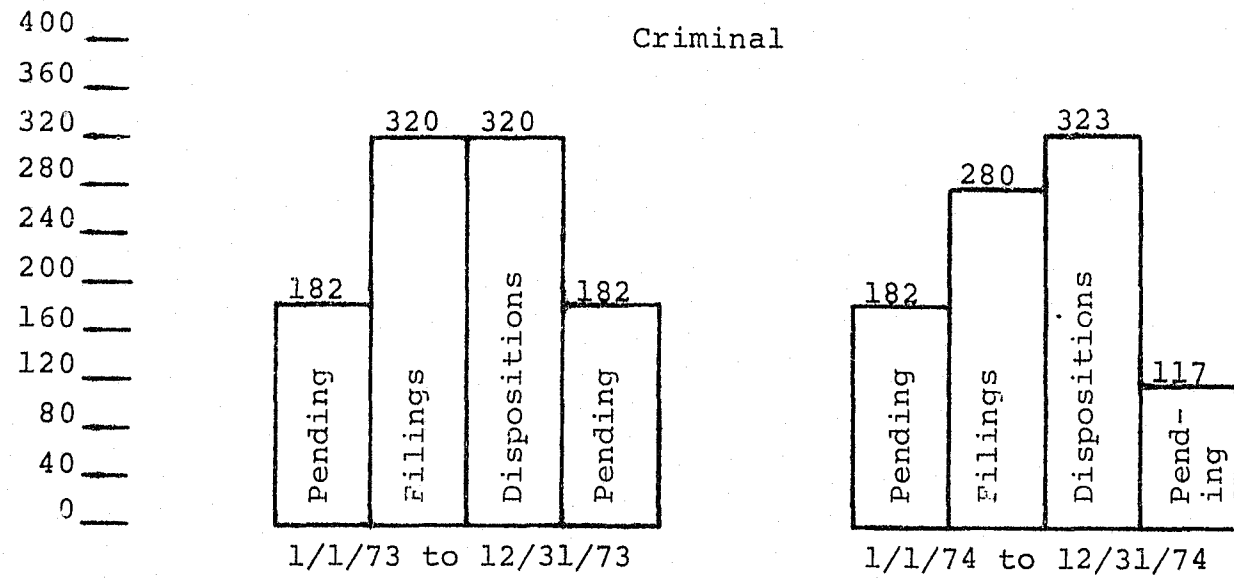
	TOTAL FILINGS			TOTAL DISPOSITIONS		
	Calendar Year 1973	Calendar Year 1974	% Change 1973-74	Calendar Year 1973	Calendar Year 1974	% Change 1973-74
Criminal	320	280	-12.5%	320	323	.9%
Civil	265	310	17.0%	252	396	57.1%
Equity	465	626	34.6%	485	550	13.4%

	Pending 12/31/72	Pending 12/31/73	% Change 1972-73	Pending 12/31/74	% Change 1973-74	% Change 1972-74
Criminal	182	182	0	117	-35.7%	-35.7%
Civil	149	426**	185.9%	340	-20.2%	128.2%
Equity	223	203	-9.0%	280*	37.9%	25.6%

* Corrected figure

** Corrected figure; included 183 cases with no service.

30th Circuit - Summary



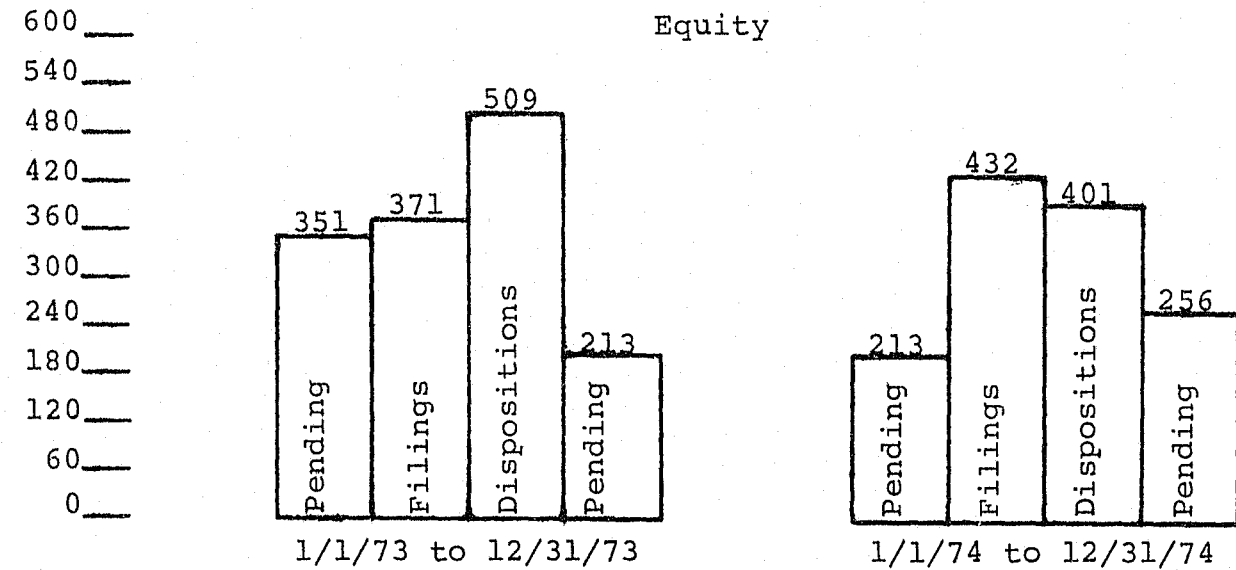
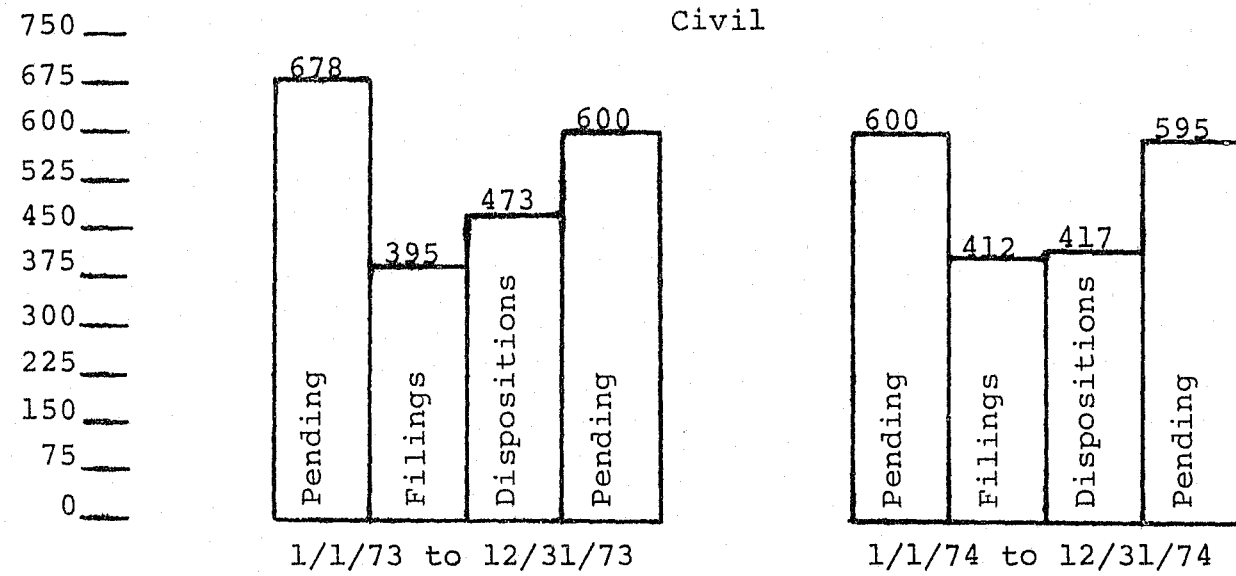
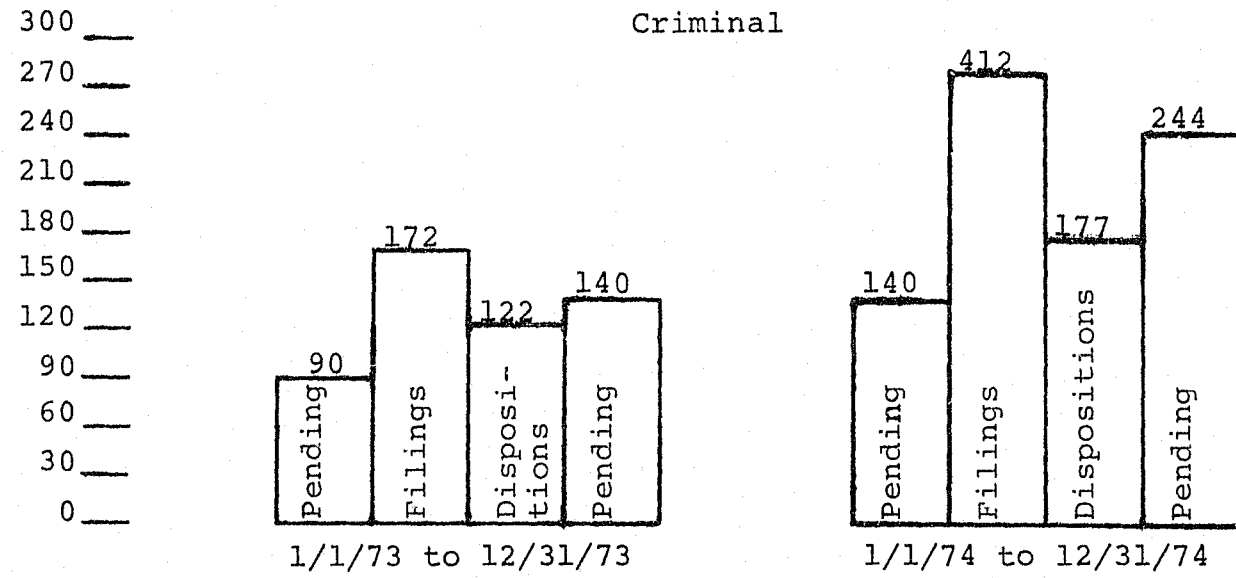
31st Judicial Circuit

Colbert County

	TOTAL FILINGS			TOTAL DISPOSITIONS		
	Calendar Year 1973	Calendar Year 1974	% Change 1973-74	Calendar Year 1973	Calendar Year 1974	% Change 1973-74
Criminal	172	281	53.4%	122	177	45.1%
Civil	395	412	4.3%	473	417	-11.8%
Equity	371	432	16.4%	509	401	-21.2%

	Pending 12/31/72	Pending 12/31/73	% Change 1972-73	Pending 12/31/74	% Change 1973-74	% Change 1972-74
Criminal	90	140	55.6%	244	74.3%	171.1%
Civil	678	600	-11.5%	595	-.8%	-12.2%
Equity	351	213	-39.3%	256	20.2%	-20.2%

31st Circuit - Colbert County



32nd Judicial Circuit

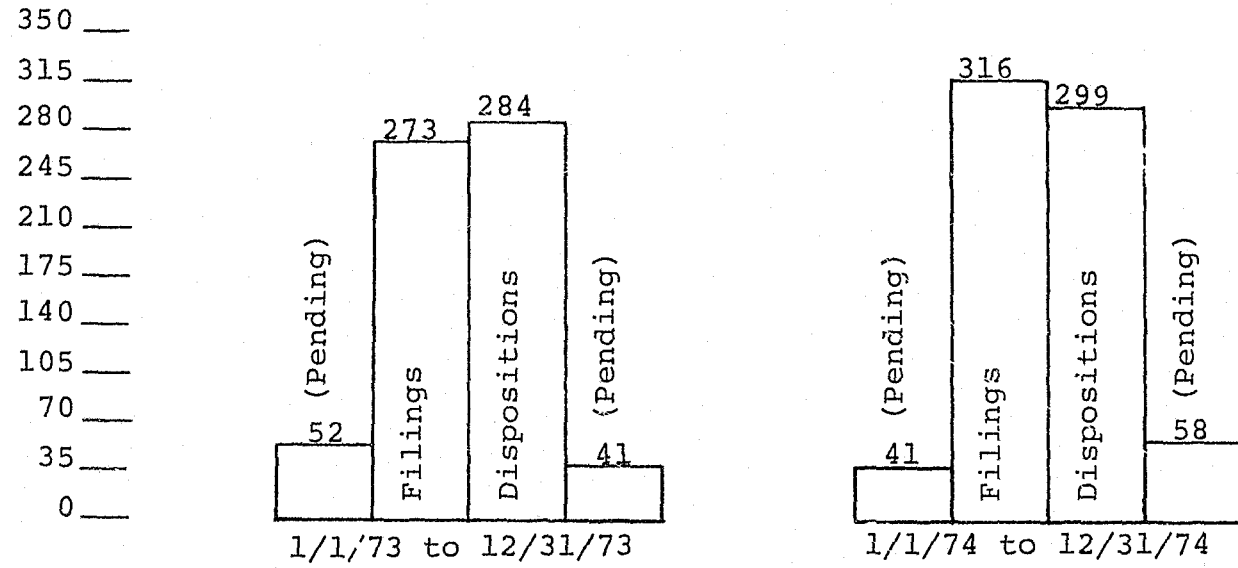
Cullman County*

	TOTAL FILINGS			TOTAL DISPOSITIONS		
	Calendar Year 1973	Calendar Year 1974	% Change 1973-74	Calendar Year 1973	Calendar Year 1974	% Change 1973-74
Criminal	273	316	15.8%	284	299	5.3%
Civil	257	227	-11.7%	362	216	-40.3%
Equity	450	499	10.9%	437	460	5.3%

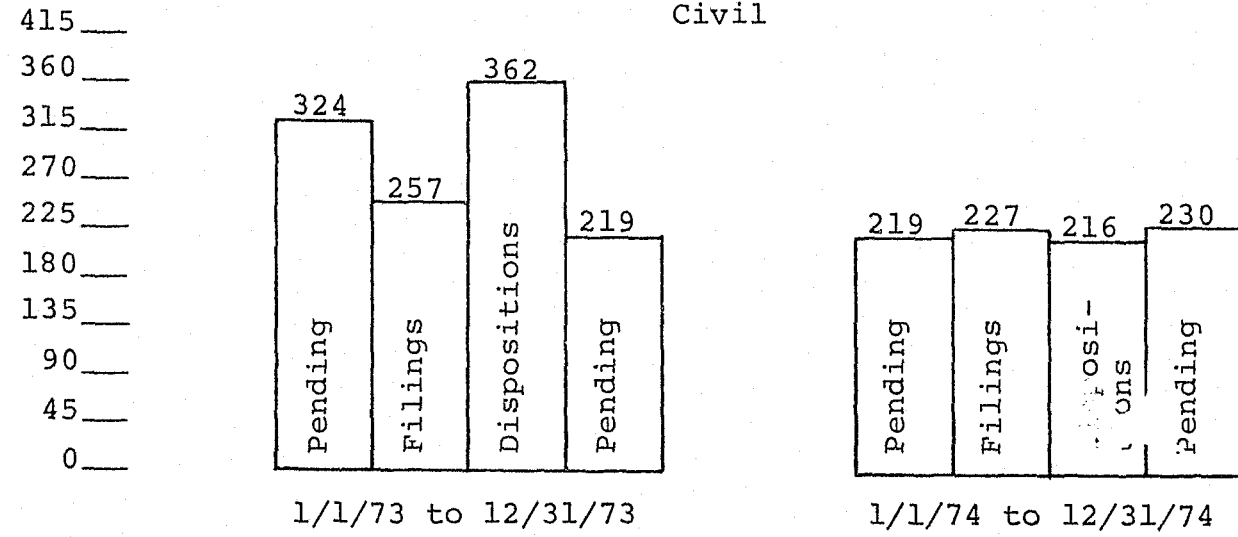
	Pending 12/31/72	Pending 12/31/73	% Change 1972-73	Pending 12/31/74	% Change 1973-74	% Change 1972-74
Criminal	52	41	-21.2%	58	41.5%	11.5%
Civil	324	219	-32.4%	230	5.0%	-29.0%
Equity	214	227	6.0%	266	17.2%	24.3%

* An additional judge was appointed 10/24/73.

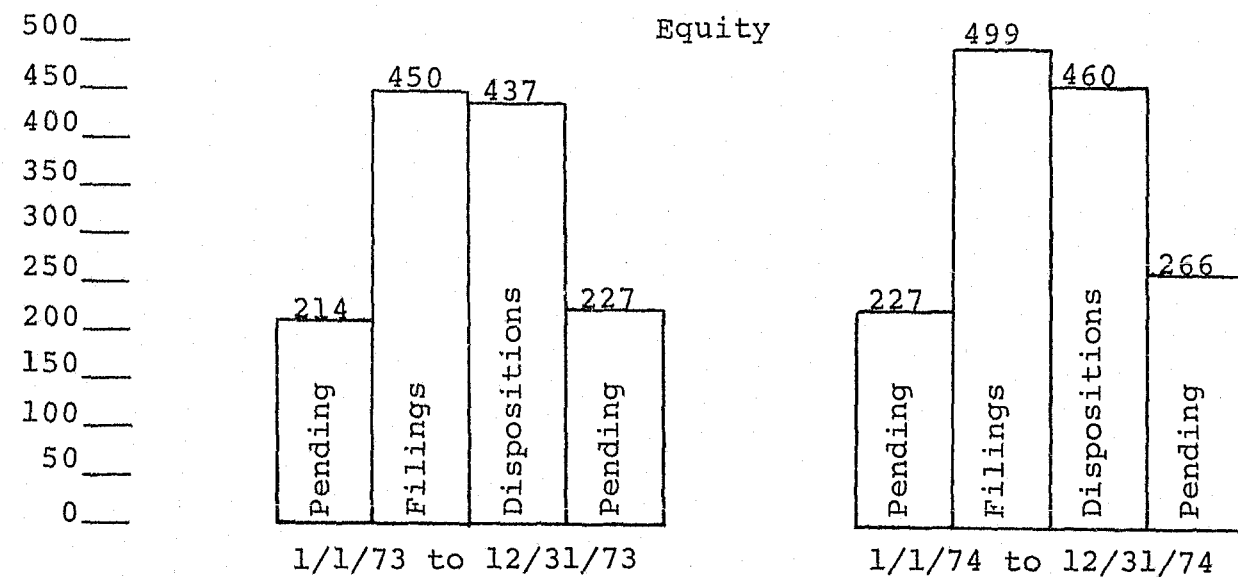
Criminal



Civil



Equity



37th Judicial Circuit

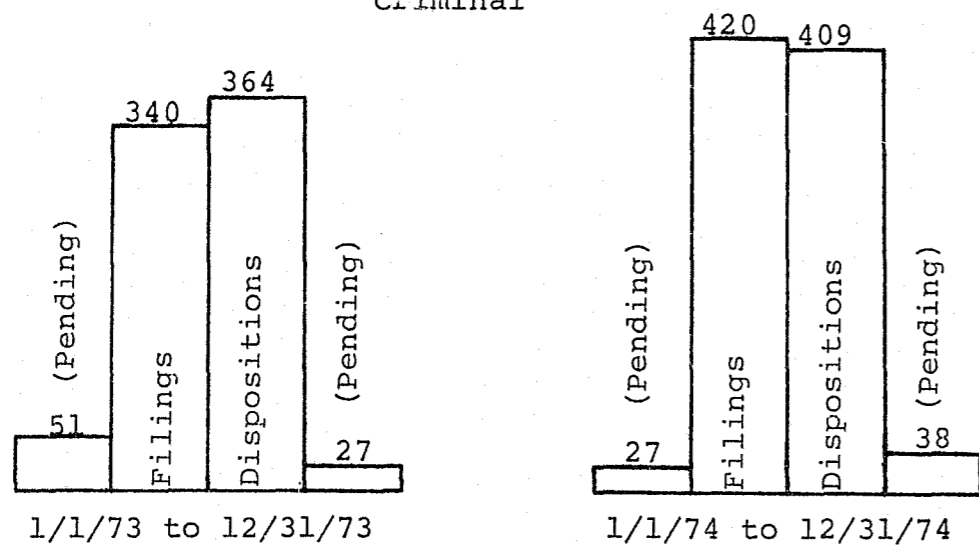
Lee County

	TOTAL FILINGS			TOTAL DISPOSITIONS		
	Calendar Year 1973	Calendar Year 1974	% Change 1973-74	Calendar Year 1973	Calendar Year 1974	% Change 1973-74
Criminal	340	420	23.5%	364	409	12.4%
Civil	230	293	27.4%	164	316	92.7%
Equity	338	430	27.2%	310	400	29.0%

	Pending 12/31/72	Pending 12/31/73	% Change 1972-73	Pending 12/31/74	% Change 1973-74	% Change 1972-74
Criminal	51	27	-47.0%	38	40.7%	-25.5%
Civil	31	97	212.9%	74	-23.7%	138.7%
Equity	78	106	35.9%	136	28.3%	74.4%

450
405
360
315
270
225
180
135
90
45
0

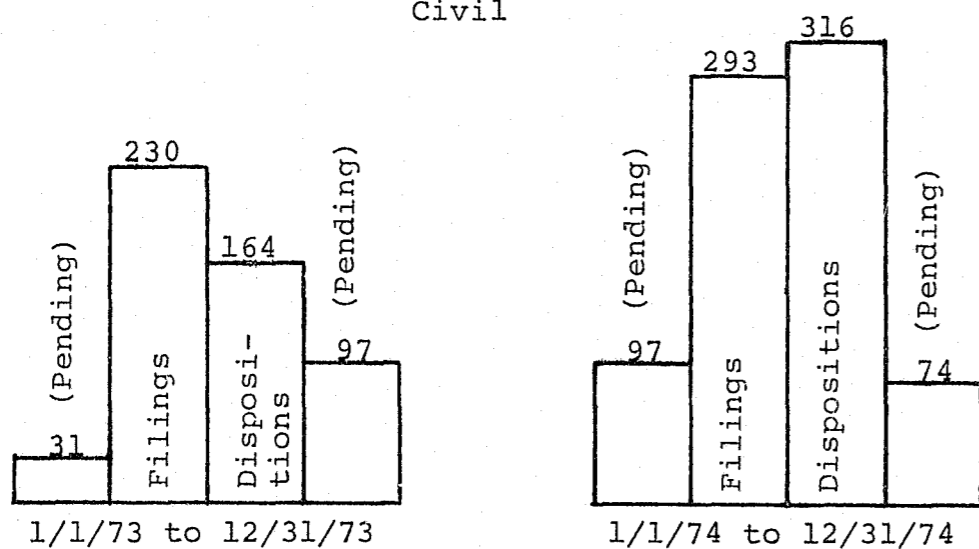
Criminal



THREE-JUDGE CIRCUITS

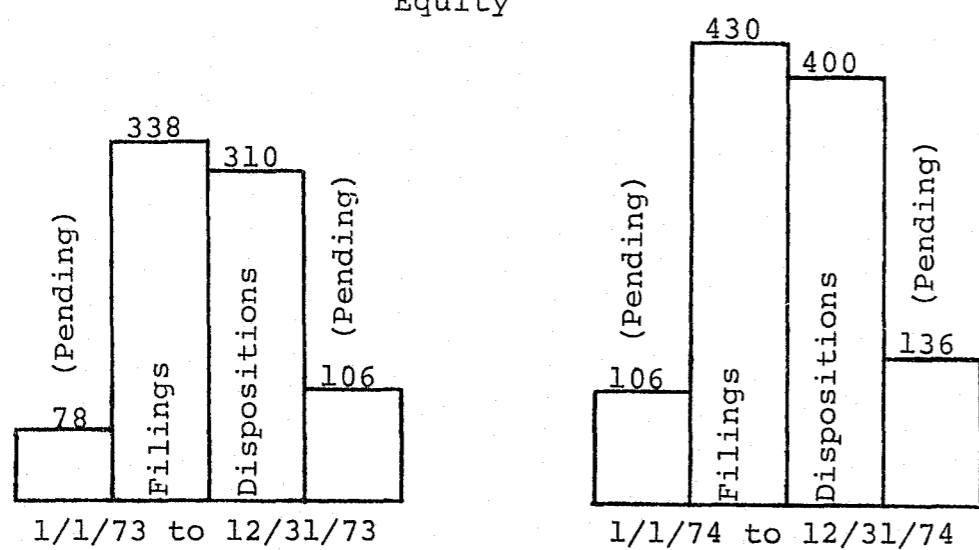
330
297
264
231
198
165
132
99
66
33
0

Civil



450
405
360
315
270
225
180
135
90
45
0

Equity



5th Judicial Circuit

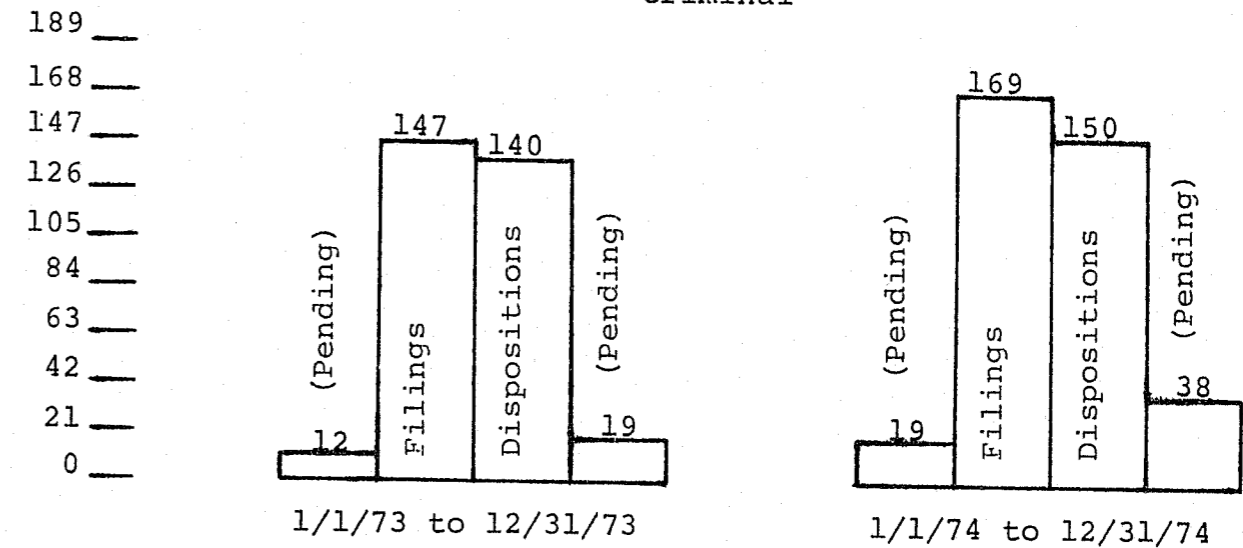
Chambers County

	TOTAL FILINGS			TOTAL DISPOSITIONS		
	Calendar Year 1973	Calendar Year 1974	% Change 1973-74	Calendar Year 1973	Calendar Year 1974	% Change 1973-74
Criminal	147	169	15.0%	140	150	7.1%
Civil	239	162	-32.2%	261	163	-37.6%
Equity	221	259	17.2%	316	237	-25.0%

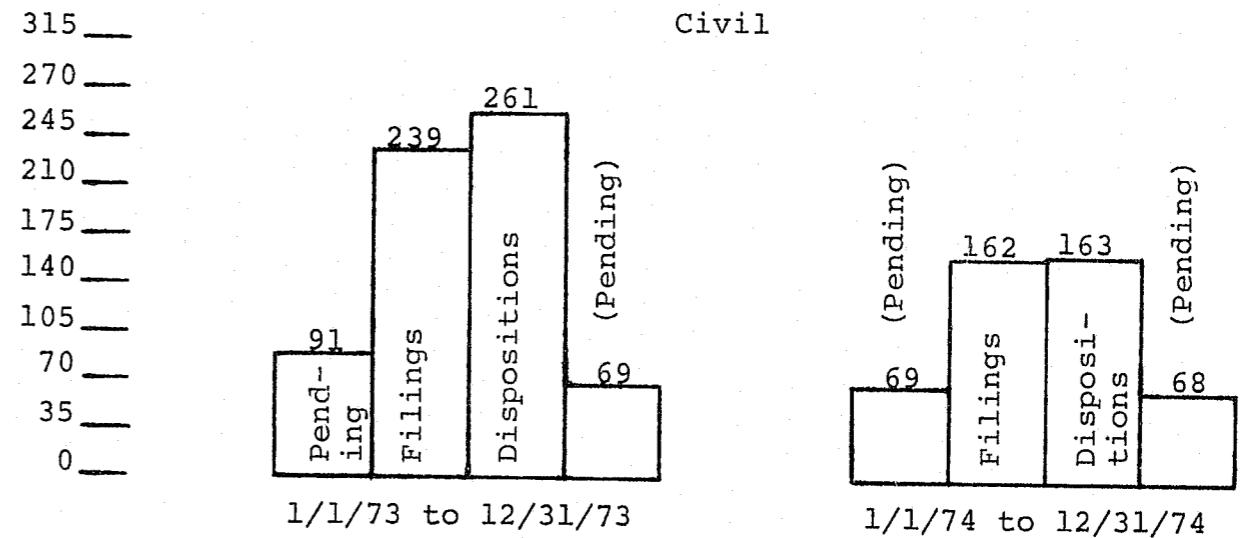
	Pending 12/31/72	Pending 12/31/73	% Change 1972-73	Pending 12/31/74	% Change 1973-74	% Change 1972-74
	Criminal	12	19	58.3%	38	100.0%
Civil	91	69	-24.2%	68	-1.5%	-25.3%
Equity	160	65	-59.4%	87	33.9%	-45.6%

5th Circuit - Chambers County

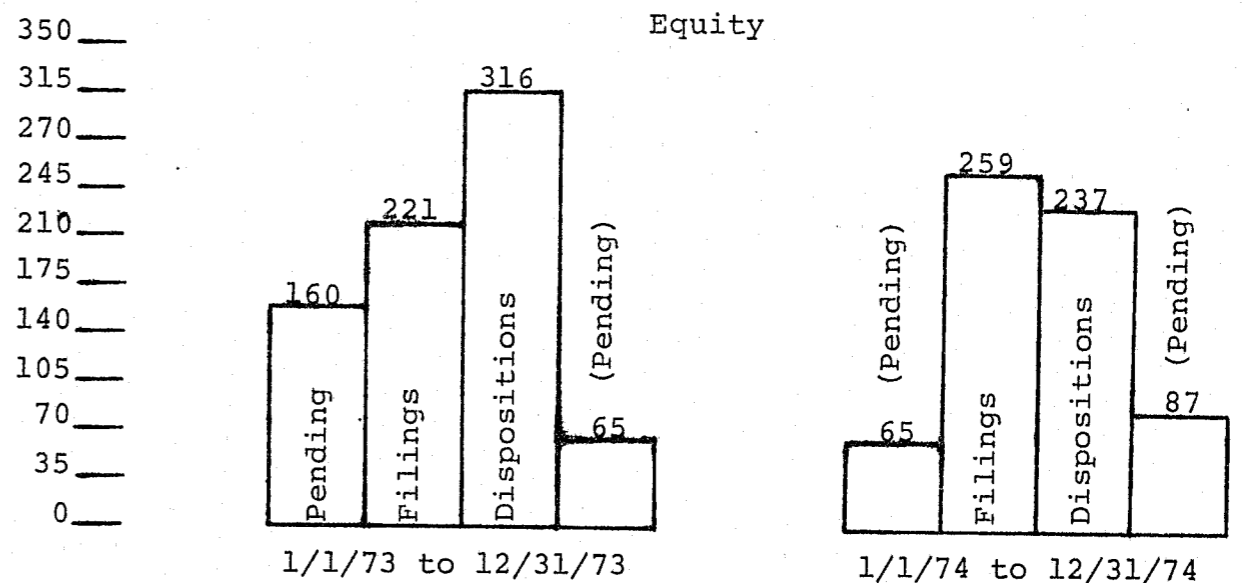
Criminal



Civil



Equity



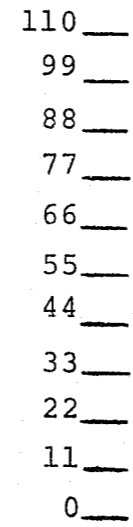
5th Judicial Circuit

Macon County

	TOTAL FILINGS			TOTAL DISPOSITIONS		
	Calendar Year 1973	Calendar Year 1974	% Change 1973-74	Calendar Year 1973	Calendar Year 1974	% Change 1973-74
Criminal	59	91	54.2%	65	82	26.2%
Civil	150	181	20.7%	182	192	5.5%
Equity	146	139	- 4.8%	110	113	2.7%

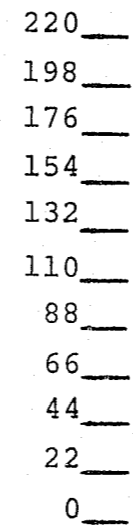
	Pending 12/31/72	Pending 12/31/73	% Change 1972-73	Pending 12/31/74	% Change 1973-74	% Change 1972-74
	Criminal	41	35	-14.6%	44	25.7%
Civil	146	114	-21.9%	103	- 9.6%	-29.5%
Equity	18	54	200.0%	80	48.1%	344.4%

5th Circuit - Macon County



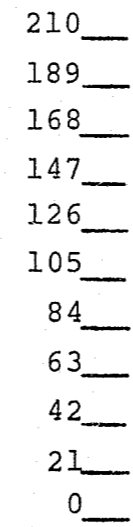
1/1/73 to 12/31/73

Criminal



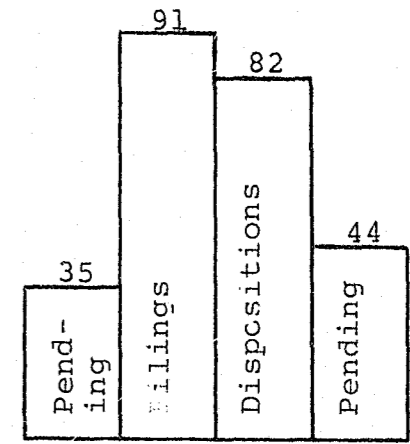
1/1/73 to 12/31/73

Civil

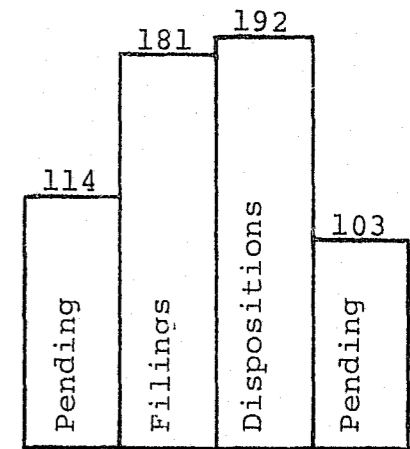


1/1/73 to 12/31/73

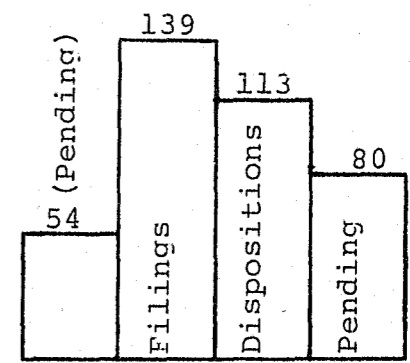
Equity



1/1/74 to 12/31/74



1/1/74 to 12/31/74



1/1/74 to 12/31/74


5th Judicial Circuit

Randolph County

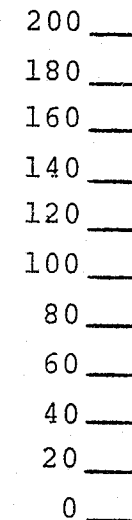
	TOTAL FILINGS			TOTAL DISPOSITIONS		
	Calendar Year 1973	Calendar Year 1974	% Change 1973-74	Calendar Year 1973	Calendar Year 1974	% Change 1973-74
Criminal	50	55	10.0%	50	65	30.0%
Civil	123	115	- 6.5%	122	110	- 9.8%
Equity	111	159	43.2%	129	153	18.6%

	Pending 12/31/72	Pending 12/31/73	% Change 1972-73	Pending 12/31/74	% Change 1973-74	% Change 1972-74
	Criminal	15	15	0	5	-66.7%
Civil	41	42	2.4%	47	11.9%	14.6%
Equity	33	15	-54.6%	21	40.0%	-36.4%


5th Circuit - Randolph County



1/1/73 to 12/31/73

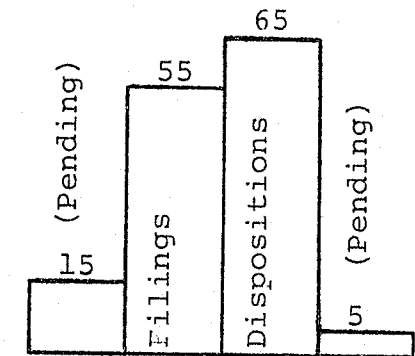


1/1/73 to 12/31/73



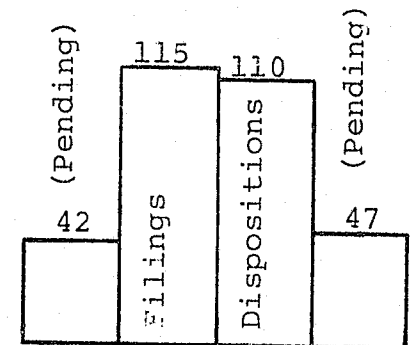
1/1/73 to 12/31/73

Criminal



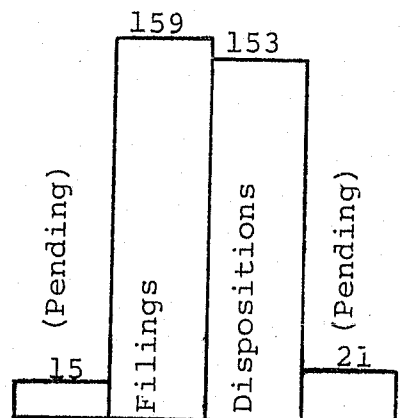
1/1/74 to 12/31/74

Civil



1/1/74 to 12/31/74

Equity



1/1/74 to 12/31/74


5th Judicial Circuit

Tallapoosa County


	TOTAL FILINGS			TOTAL DISPOSITIONS		
	Calendar Year 1973	Calendar Year 1974	% Change 1973-74	Calendar Year 1973	Calendar Year 1974	% Change 1973-74
Criminal	132	137	3.8%	132	135	1.5%
Civil	173	186	7.5%	157	148	- 5.7%
Equity	286	313	9.4%	329	269	18.2%

	Pending 12/31/72	Pending 12/31/73	% Change 1972-73	Pending 12/31/74	% Change 1973-74	% Change 1972-74
	Criminal	20	20	0	22	10.0%
Civil	50	66	32.0%	104	57.6%	108.0%
Equity	75	32	-57.3%	76	137.5%	1.3%

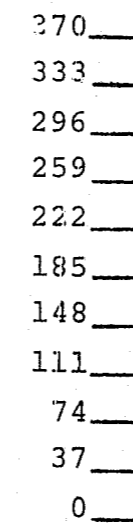
5th Circuit - Tallapoosa County



1/1/73 to 12/31/73

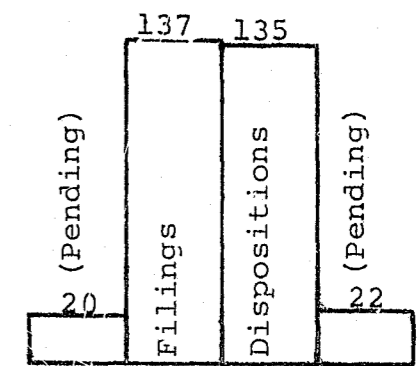


1/1/73 to 12/31/73



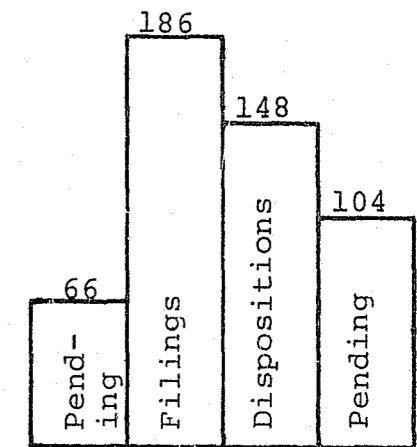
1/1/73 to 12/31/73

Criminal



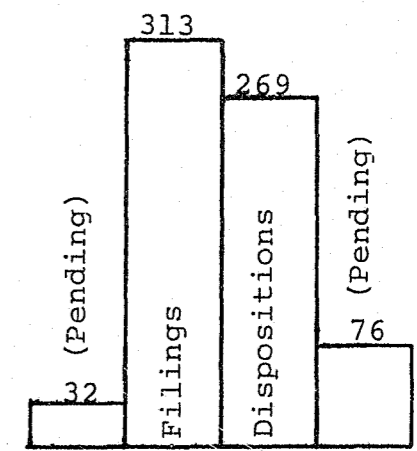
1/1/74 to 12/31/74

Civil



1/1/74 to 12/31/74

Equity



1/1/74 to 12/31/74

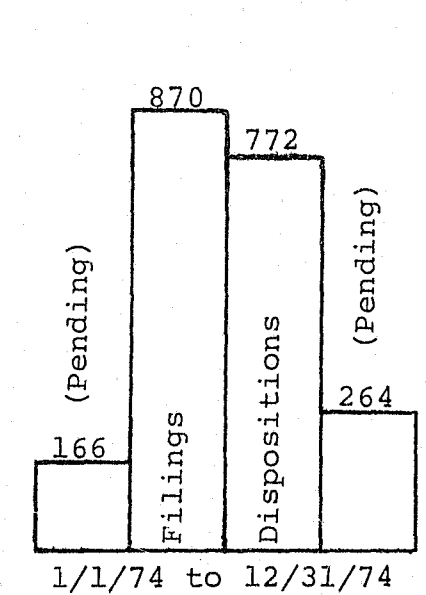
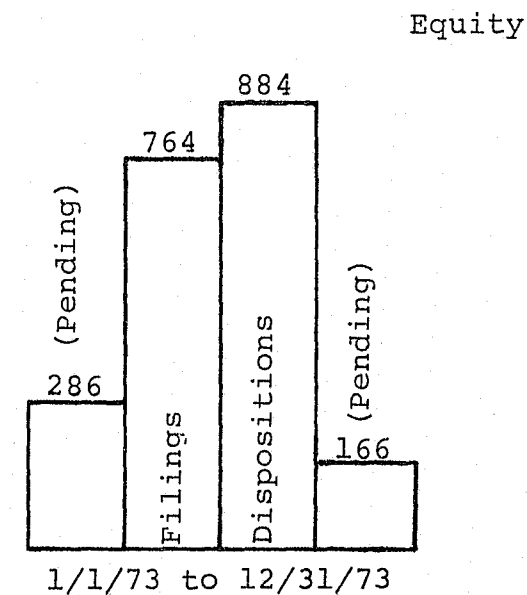
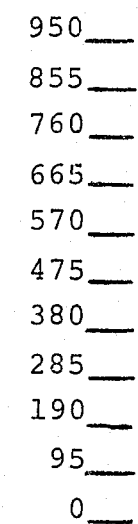
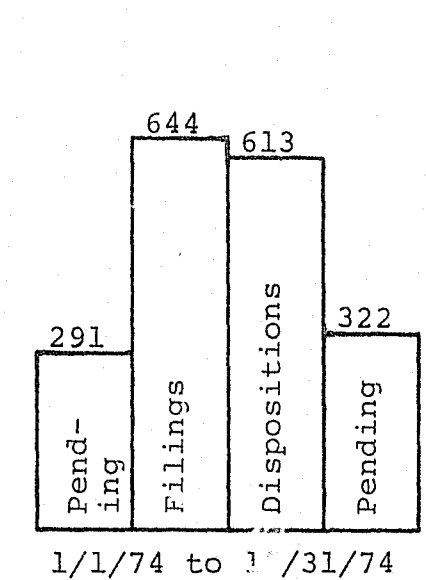
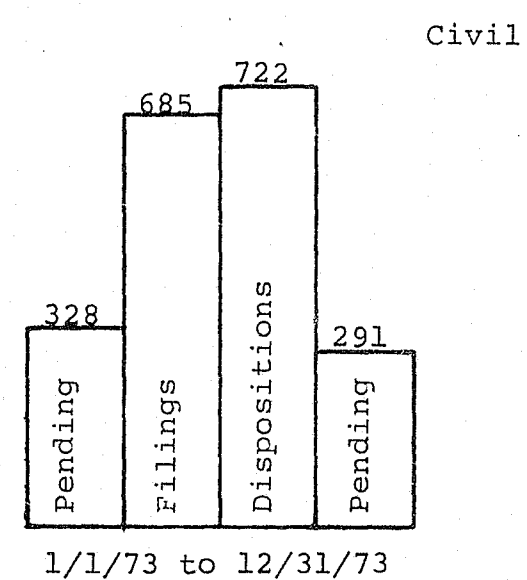
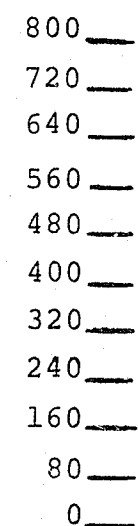
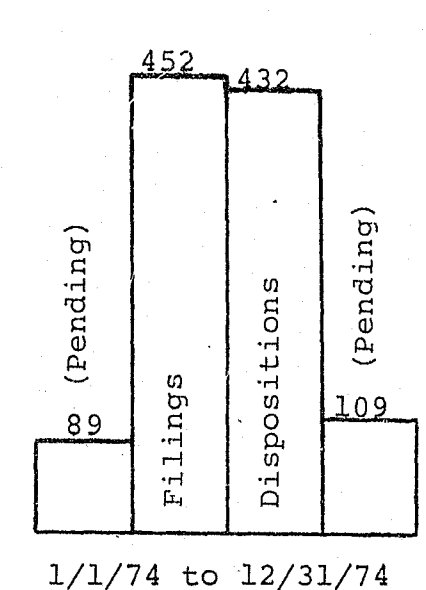
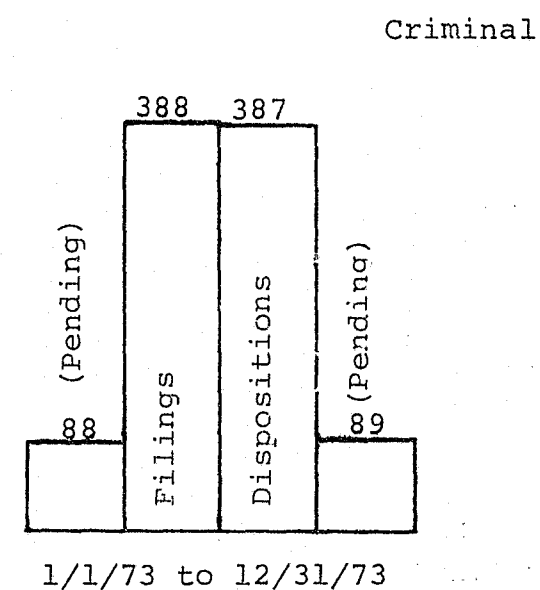
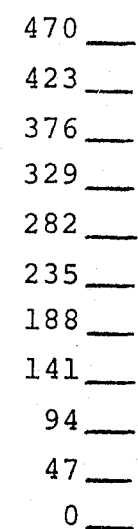
5th Judicial Circuit

Summary

	TOTAL FILINGS			TOTAL DISPOSITIONS		
	Calendar Year 1973	Calendar Year 1974	% Change 1973-74	Calendar Year 1973	Calendar Year 1974	% Change 1973-74
Criminal	388	452	16.5%	387	432	11.6%
Civil	685	644	- 6.0%	722	613	-15.1%
Equity	764	870	13.9%	884	772	-12.7%

	Pending 12/31/72	Pending 12/31/73	% Change 1972-73	Pending 12/31/74	% Change 1973-74	% Change 1972-74
	Criminal	88	89	1.1%	109	22.5%
Civil	328	291	- 11.3%	322	10.7%	- 1.9%
Equity	286	166	- 42.0%	264	59.0%	- 7.7%

5th Circuit - Summary



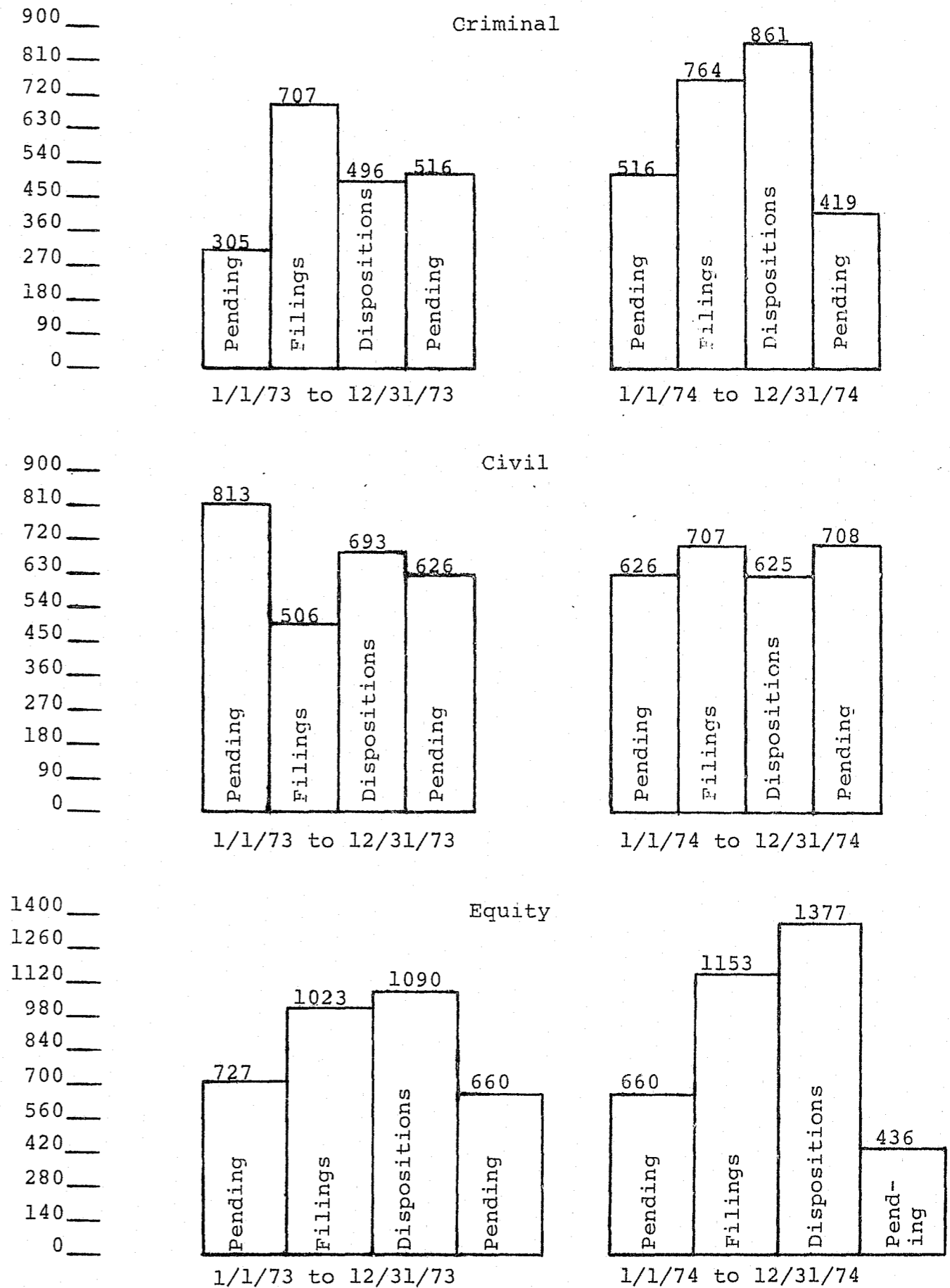
7th Judicial Circuit

Calhoun County

	TOTAL FILINGS			TOTAL DISPOSITIONS		
	Calendar Year 1973	Calendar Year 1974	% Change 1973-74	Calendar Year 1973	Calendar Year 1974	% Change 1973-74
Criminal	707	764	8.1%	496	861	73.6%
Civil	506	707	39.7%	693	625	- 9.8%
Equity	1023	1153	12.7%	1090	1377	26.3%

	Pending 12/31/72	Pending 12/31/73	% Change 1972-73	Pending 12/31/74	% Change 1973-74	% Change 1972-74
	Criminal	305	516	69.2%	419	-18.8%
Civil	813	626	-23.0%	708	13.1%	-12.9%
Equity	727	660	- 9.2%	436	-33.9%	-40.0%

7th Circuit - Calhoun County



7th Judicial Circuit

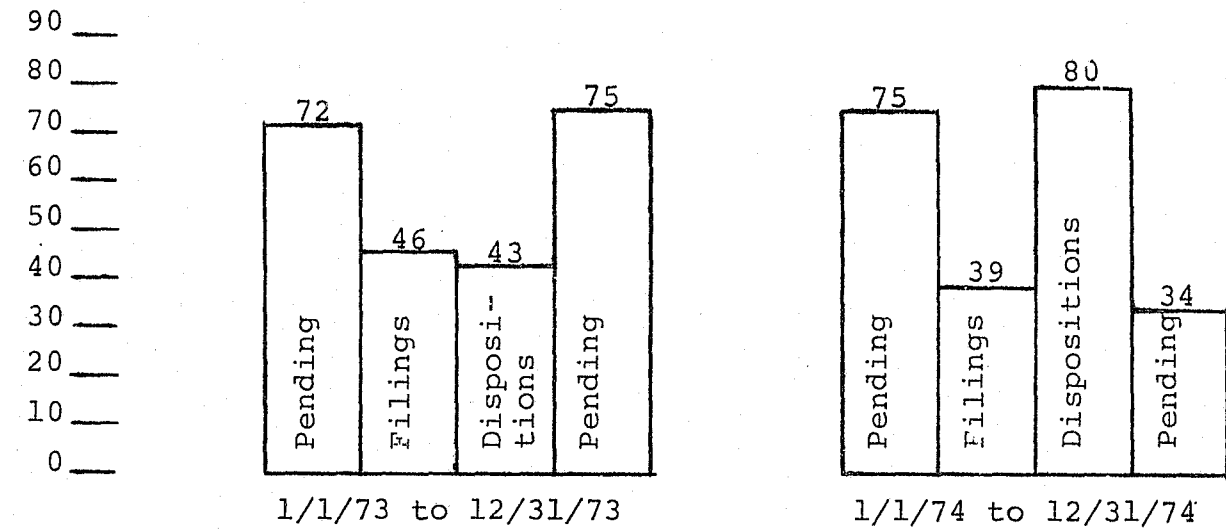
Cleburne County

	TOTAL FILINGS			TOTAL DISPOSITIONS		
	Calendar Year 1973	Calendar Year 1974	% Change 1973-74	Calendar Year 1973	Calendar Year 1974	% Change 1973-74
Criminal	46	39	-15.2%	43	80	86.1%
Civil	74	89	20.3%	74	128	73.0%
Equity	98	96	- 2.0%	78	98	25.6%

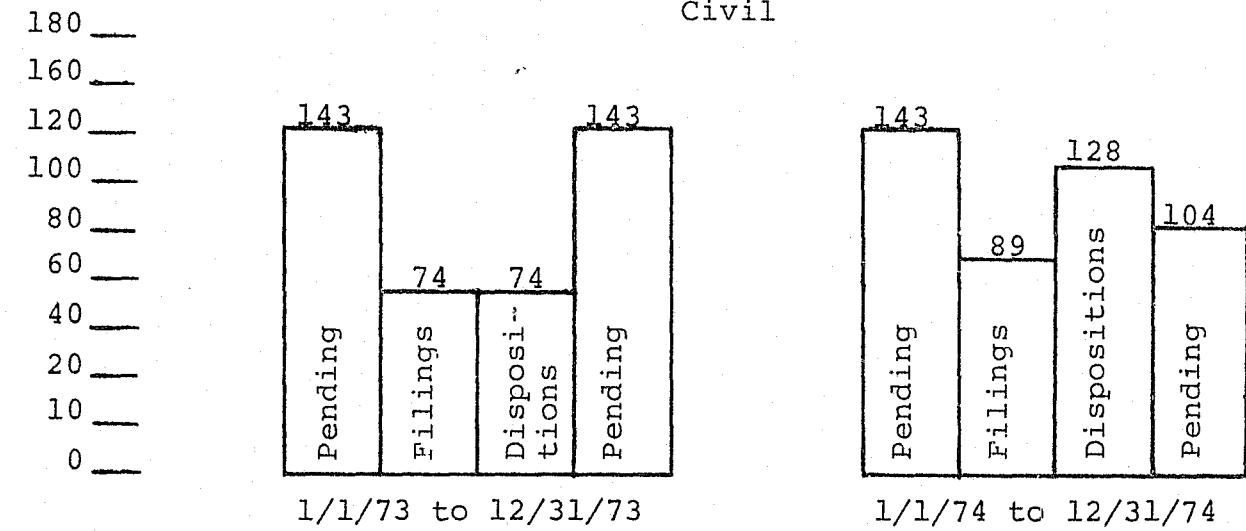
	Pending 12/31/72	Pending 12/31/73	% Change 1972-73	Pending 12/31/74	% Change 1973-74	% Change 1972-74
	Criminal	72	75	4.2%	34	-54.7%
Civil	143	143	0	104	-27.3%	-27.3%
Equity	70	90	28.6%	88	- 2.2%	25.7%

7th Circuit - Cleburne County

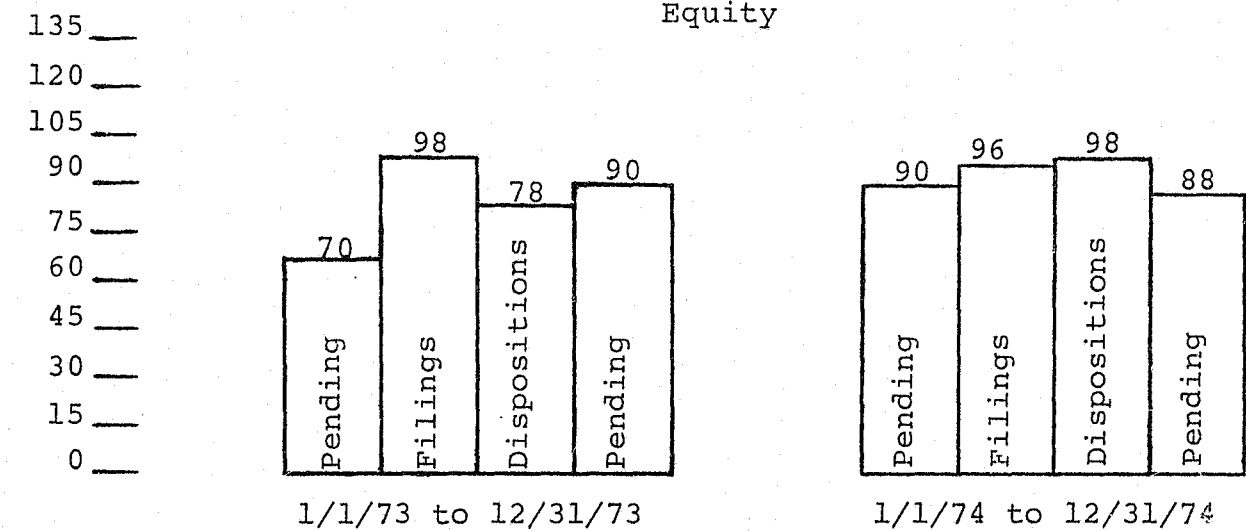
Criminal



Civil



Equity



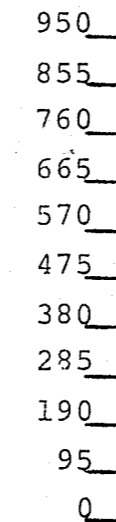
7th Judicial Circuit

Summary

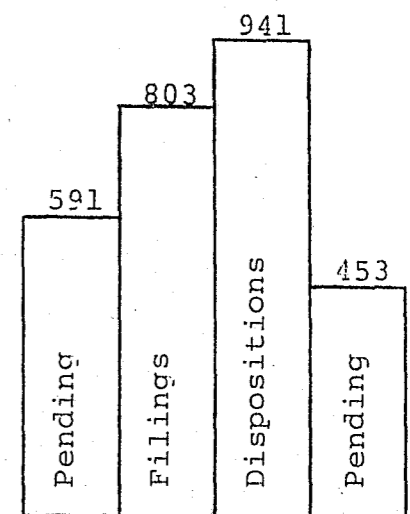
	TOTAL FILINGS			TOTAL DISPOSITIONS		
	Calendar Year 1973	Calendar Year 1974	% Change 1973-74	Calendar Year 1973	Calendar Year 1974	% Change 1973-74
Criminal	753	803	6.6%	539	941	74.6%
Civil	580	796	37.2%	767	753	- 1.8%
Equity	1121	1249	11.4%	1168	1475	26.3%

	Pending 12/31/72	Pending 12/31/73	% Change 1972-73	Pending 12/31/74	% Change 1973-74	% Change 1972-74
	Criminal	377	591	56.8%	453	-23.4%
Civil	956	769	-19.6%	812	5.6%	-15.1%
Equity	797	750	- 5.9%	524	-30.1%	-34.3%


7th Circuit - Summary



1/1/73 to 12/31/73

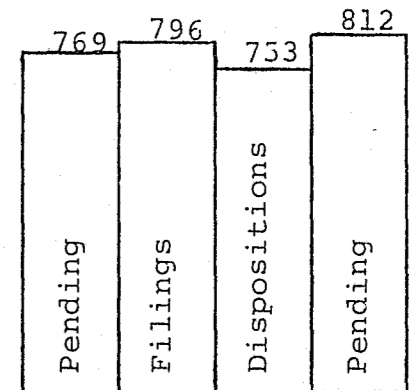


1/1/74 to 12/31/74

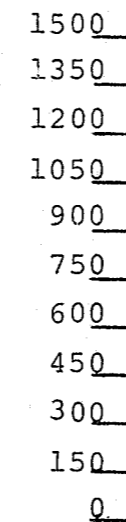


1/1/73 to 12/31/73

Civil

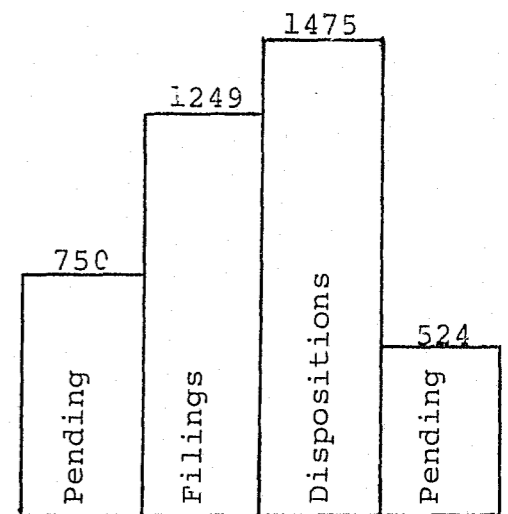


1/1/74 to 12/31/74



1/1/73 to 12/31/73

Equity



1/1/74 to 12/31/74

8th Judicial Circuit

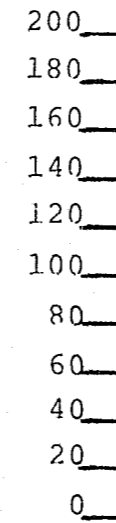
Limestone County

	TOTAL FILINGS			TOTAL DISPOSITIONS		
	Calendar Year 1973	Calendar Year 1974	% Change 1973-74	Calendar Year 1973	Calendar Year 1974	% Change 1973-74
Criminal	136	91	-33.1%	119	97	-18.5%
Civil	160	247	54.4%	142	164	15.5%
Equity	116	164	41.4%	158	133	-15.8%

	Pending 12/31/72	Pending 12/31/73	% Change 1972-73	Pending 12/31/74	% Change 1973-74	% Change 1972-74
	Criminal	65	82	26.2%	76	- 7.3%
Civil	171	189	10.5%	272	43.9%	59.1%
Equity	137	96*	-29.9%	127	32.3%	- 7.3%

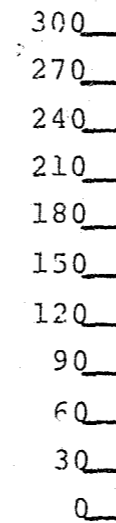
* Corrected figure

8th Circuit - Limestone County



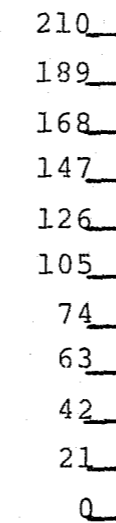
1/1/73 to 12/31/73

Criminal



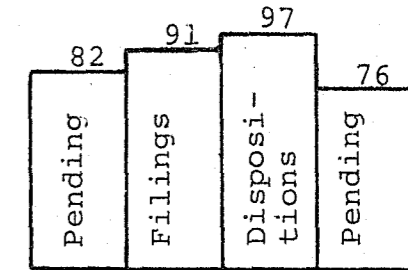
1/1/73 to 12/31/73

Civil

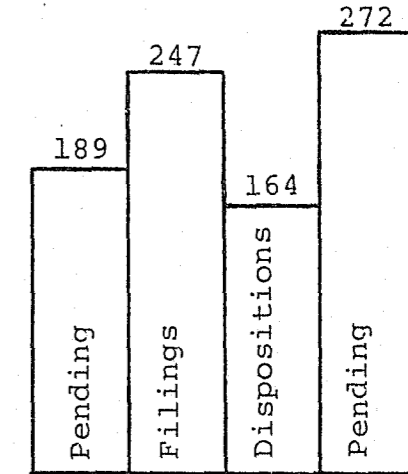


1/1/73 to 12/31/73

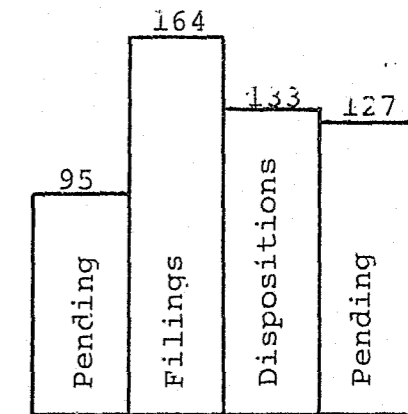
Equity



1/1/74 to 12/31/74



1/1/74 to 12/31/74



1/1/74 to 12/31/74

8th Judicial Circuit

Morgan County

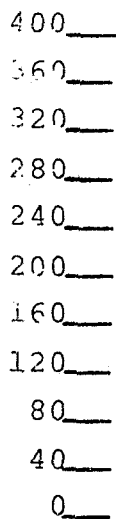
	<u>TOTAL FILINGS</u>			<u>TOTAL DISPOSITIONS</u>		
	<u>Calendar Year 1973</u>	<u>Calendar Year 1974</u>	<u>% Change 1973-74</u>	<u>Calendar Year 1973</u>	<u>Calendar Year 1974</u>	<u>% Change 1973-74</u>
Criminal	<u>199</u>	<u>363</u>	<u>82.4%</u>	<u>203</u>	<u>328</u>	<u>61.6%</u>
Civil	<u>415</u>	<u>553</u>	<u>33.3%</u>	<u>336</u>	<u>891</u>	<u>165.2%</u>
Equity	<u>462</u>	<u>603</u>	<u>30.5%</u>	<u>417</u>	<u>549</u>	<u>31.7%</u>

	<u>Pending 12/31/72</u>	<u>Pending 12/31/73</u>	<u>% Change 1972-73</u>	<u>Pending 12/31/74</u>	<u>% Change 1973-74</u>	<u>% Change 1972-74</u>
	Criminal	<u>100</u>	<u>96</u>	<u>- 4.0%</u>	<u>131</u>	<u>36.5%</u>
Civil	<u>1107</u>	<u>1186</u>	<u>7.1%</u>	<u>848</u>	<u>-28.5%</u>	<u>-23.4%</u>
Equity	<u>307</u>	<u>352</u>	<u>14.7%</u>	<u>406</u>	<u>15.3%</u>	<u>32.3%</u>

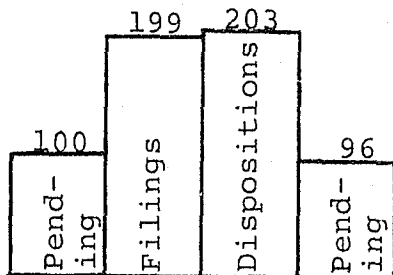
CONTINUED

2 OF 3

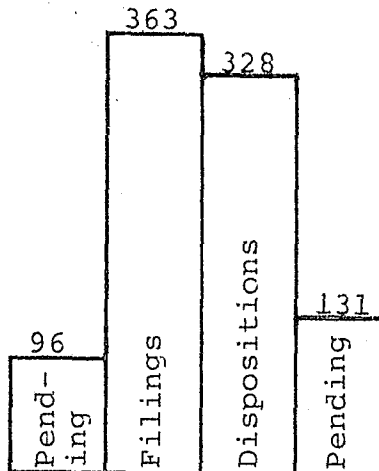
8th Circuit - Morgan County




Criminal



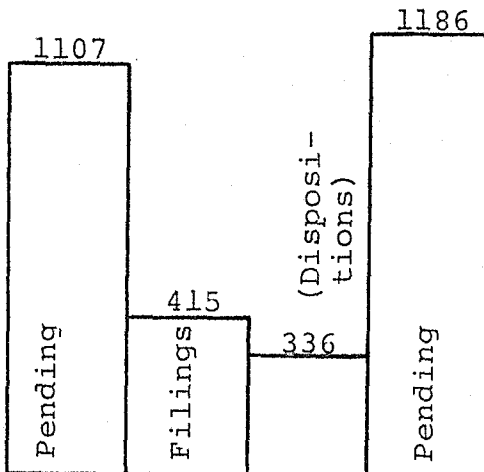
1/1/73 to 12/31/73



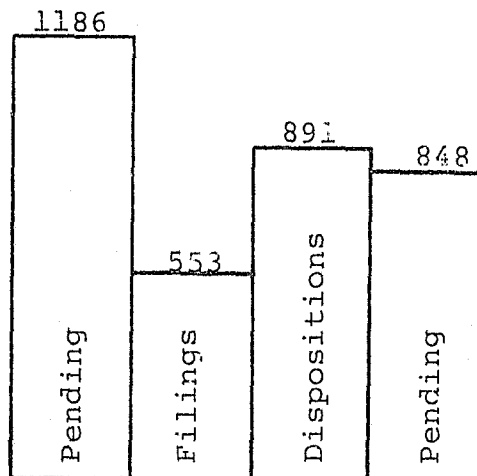
1/1/74 to 12/31/74



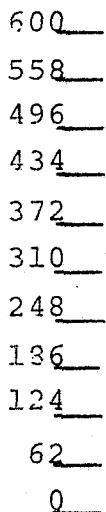
Civil



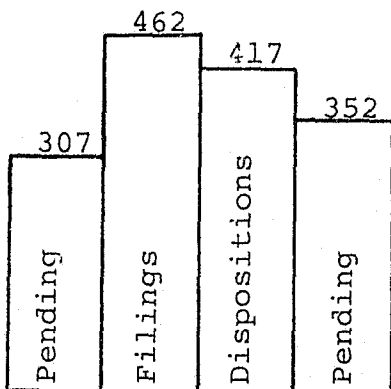
1/1/73 to 12/31/73



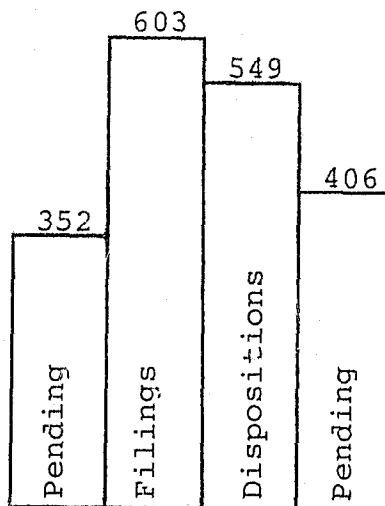
1/1/74 to 12/31/74



Equity



1/1/73 to 12/31/73



1/1/74 to 12/31/74

8th Judicial Circuit

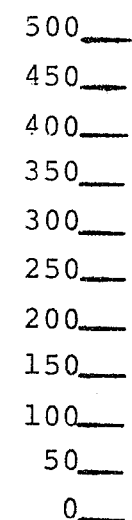
Summary

	TOTAL FILINGS			TOTAL DISPOSITIONS		
	Calendar Year 1973	Calendar Year 1974	% Change 1973-74	Calendar Year 1973	Calendar Year 1974	% Change 1973-74
Criminal	335	454	35.5%	322	425	32.0%
Civil	575	800	39.1%	478	1055	120.7%
Equity	578	767	32.7%	575	682	18.6%

	Pending 12/31/72	Pending 12/31/73	% Change 1972-73	Pending 12/31/74	% Change 1973-74	% Change 1972-74
	Criminal	165	178	7.9%	207	16.3%
Civil	1278	1375	7.6%	1120	-18.5%	-12.4%
Equity	444	448*	.7%	533	19.2%	20.0%

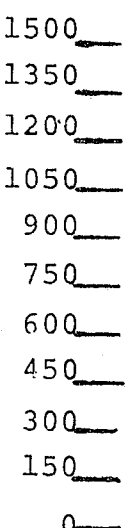
* Corrected figure

8th Circuit - Summary



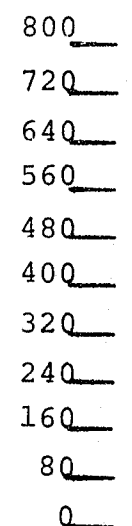
1/1/73 to 12/31/73

Criminal



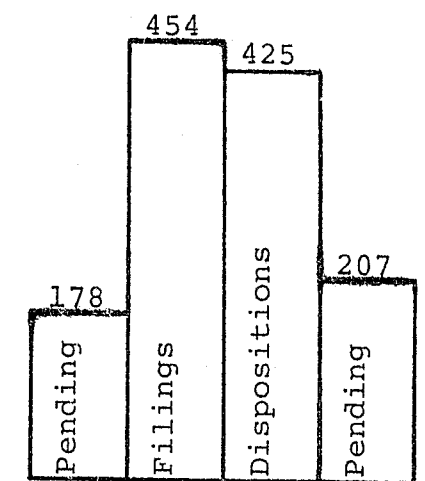
1/1/73 to 12/31/73

Civil

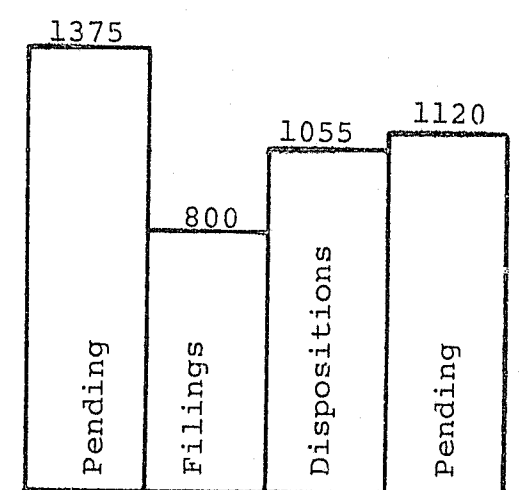


1/1/73 to 12/31/73

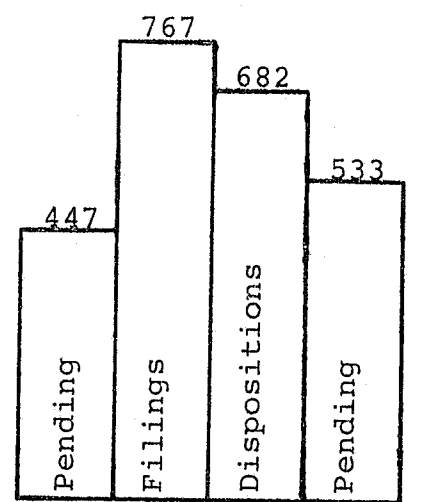
Equity



1/1/74 to 12/31/74



1/1/74 to 12/31/74



1/1/74 to 12/31/74


16th Judicial Circuit

Etowah County

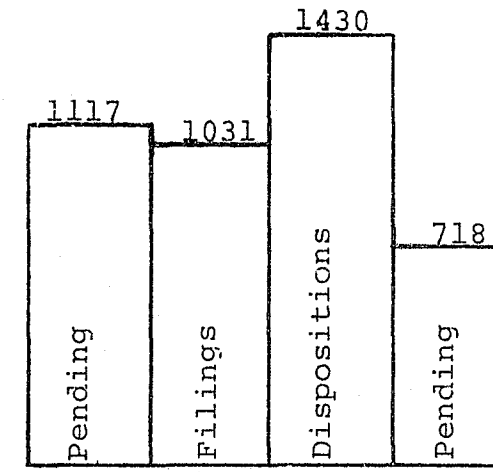
	TOTAL FILINGS			TOTAL DISPOSITIONS		
	Calendar Year 1973	Calendar Year 1974	% Change 1973-74	Calendar Year 1973	Calendar Year 1974	% Change 1973-74
Criminal	1031	980	- 5.0%	1430	864	-39.6%
Civil	1254	1451	15.7%	1078	1330	23.4%
Equity	1097	1229	12.0%	1098	1162	5.8%

	Pending 12/31/72	Pending 12/31/73	% Change 1972-73	Pending 12/31/74	% Change 1973-74	% Change 1972-74
	Criminal	1117	718	-35.7%	834	16.2%
Civil	1183	1359	14.9%	1480	8.9%	25.1%
Equity	924	923	- .1%	990	7.3%	7.1%

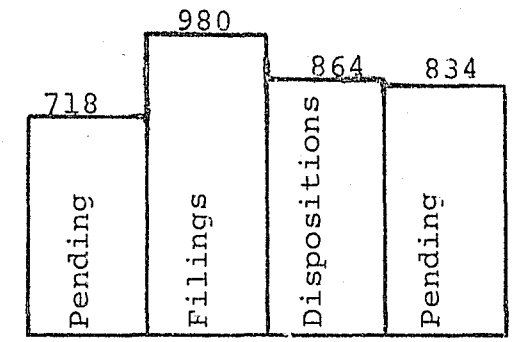
16th Circuit - Etowah County




Criminal.



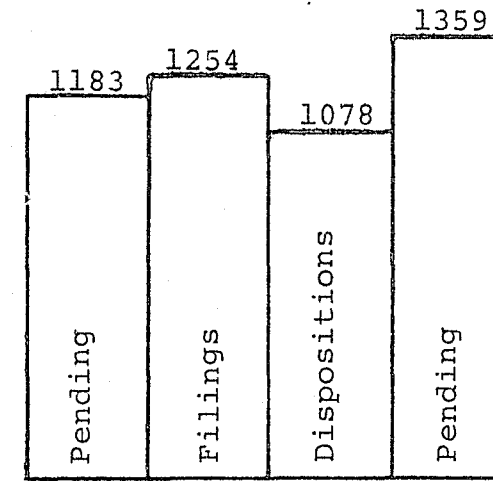
1/1/73 to 12/31/73



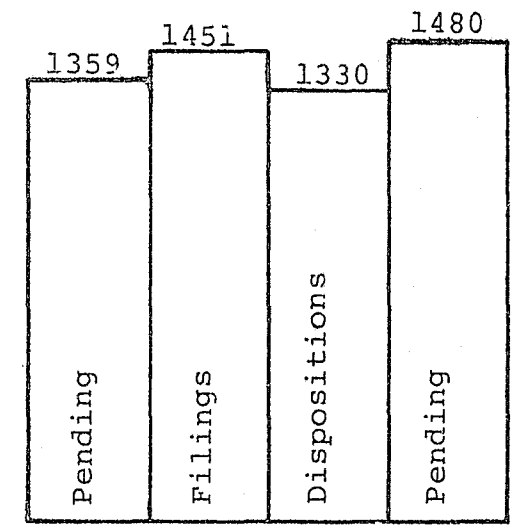
1/1/74 to 12/31/74



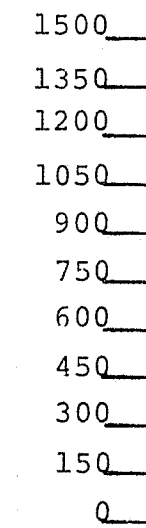
Civil



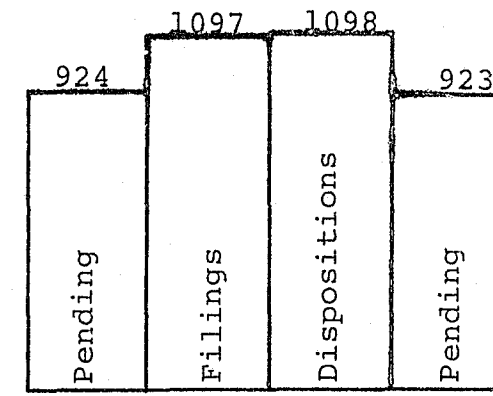
1/1/73 to 12/31/73



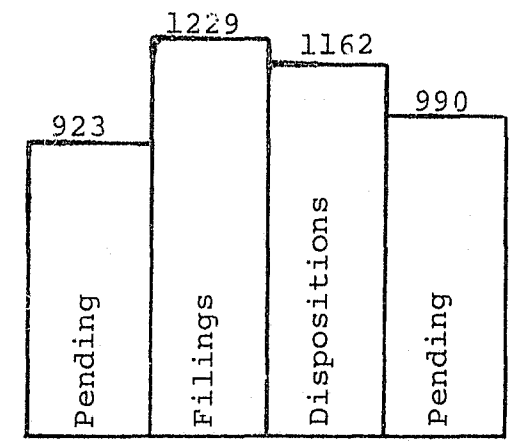
1/1/74 to 12/31/74



Equity



1/1/73 to 12/31/73



1/1/74 to 12/31/74

6th Judicial Circuit

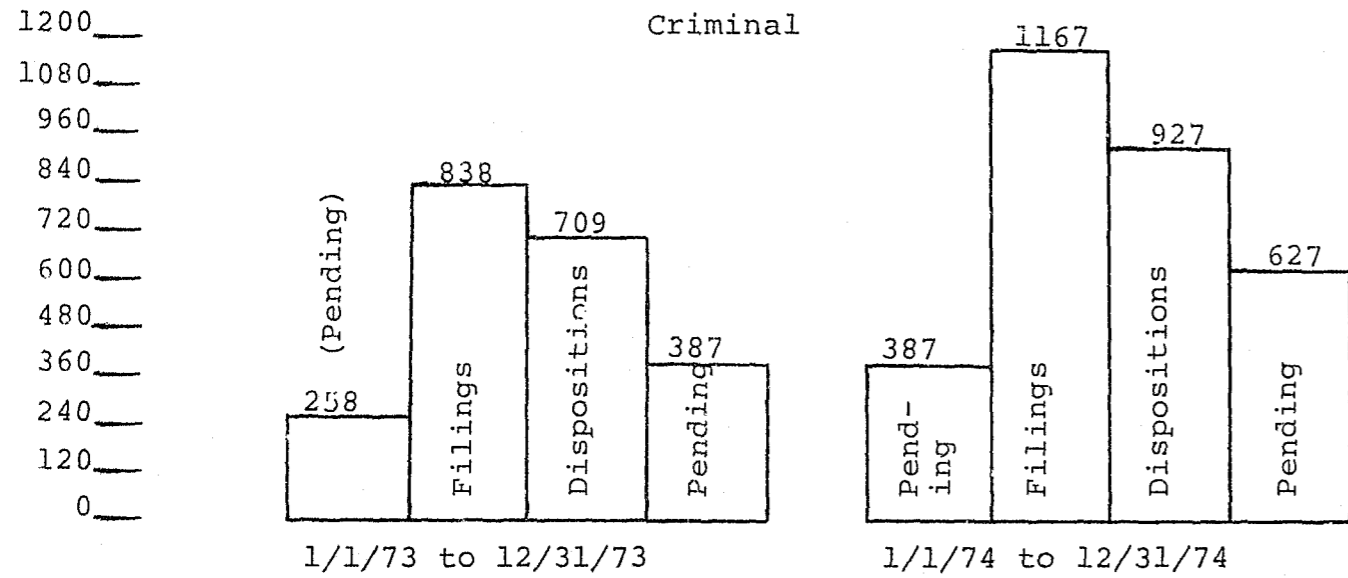
Tuscaloosa County

FOUR-JUDGE CIRCUITS

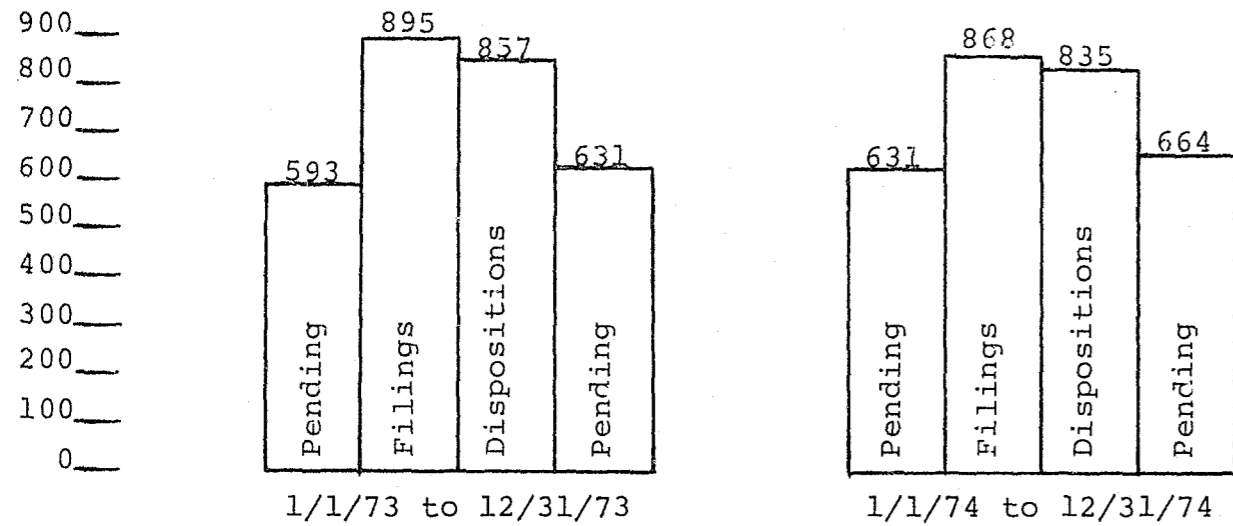
	<u>TOTAL FILINGS</u>			<u>TOTAL DISPOSITIONS</u>		
	<u>Calendar Year 1973</u>	<u>Calendar Year 1974</u>	<u>% Change 1973-74</u>	<u>Calendar Year 1973</u>	<u>Calendar Year 1974</u>	<u>% Change 1973-74</u>
Criminal	<u>838</u>	<u>1167</u>	<u>39.3%</u>	<u>709</u>	<u>927</u>	<u>30.8%</u>
Civil	<u>895</u>	<u>868</u>	<u>- 3.0%</u>	<u>857</u>	<u>835</u>	<u>- 2.6%</u>
Equity	<u>1251</u>	<u>1278</u>	<u>2.2%</u>	<u>1285</u>	<u>1288</u>	<u>.2%</u>

	<u>Pending 12/31/72</u>	<u>Pending 12/31/73</u>	<u>% Change 1972-73</u>	<u>Pending 12/31/74</u>	<u>% Change 1973-74</u>	<u>% Change 1972-74</u>
Criminal	<u>258</u>	<u>387</u>	<u>50.0%</u>	<u>627</u>	<u>62.0%</u>	<u>143.0%</u>
Civil	<u>593</u>	<u>631</u>	<u>6.4%</u>	<u>664</u>	<u>5.2%</u>	<u>12.0%</u>
Equity	<u>631</u>	<u>597</u>	<u>- 5.4%</u>	<u>587</u>	<u>- 1.7%</u>	<u>- 7.0%</u>

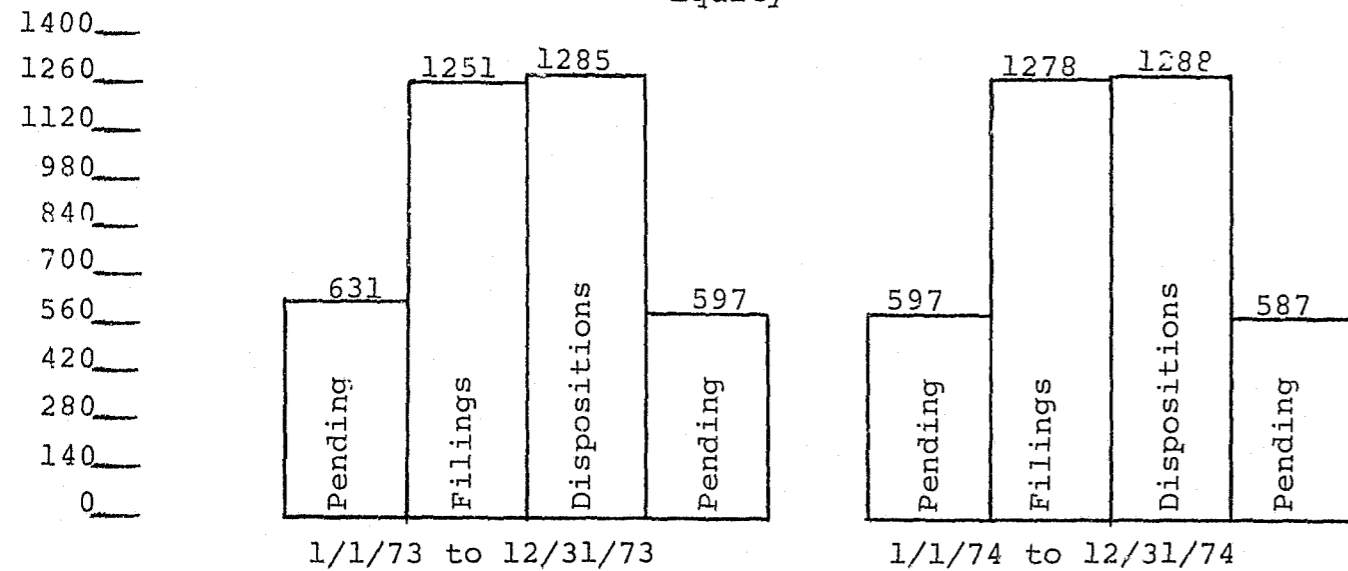
6th Circuit -- Tuscaloosa County



Civil



Equity



10th Judicial Circuit

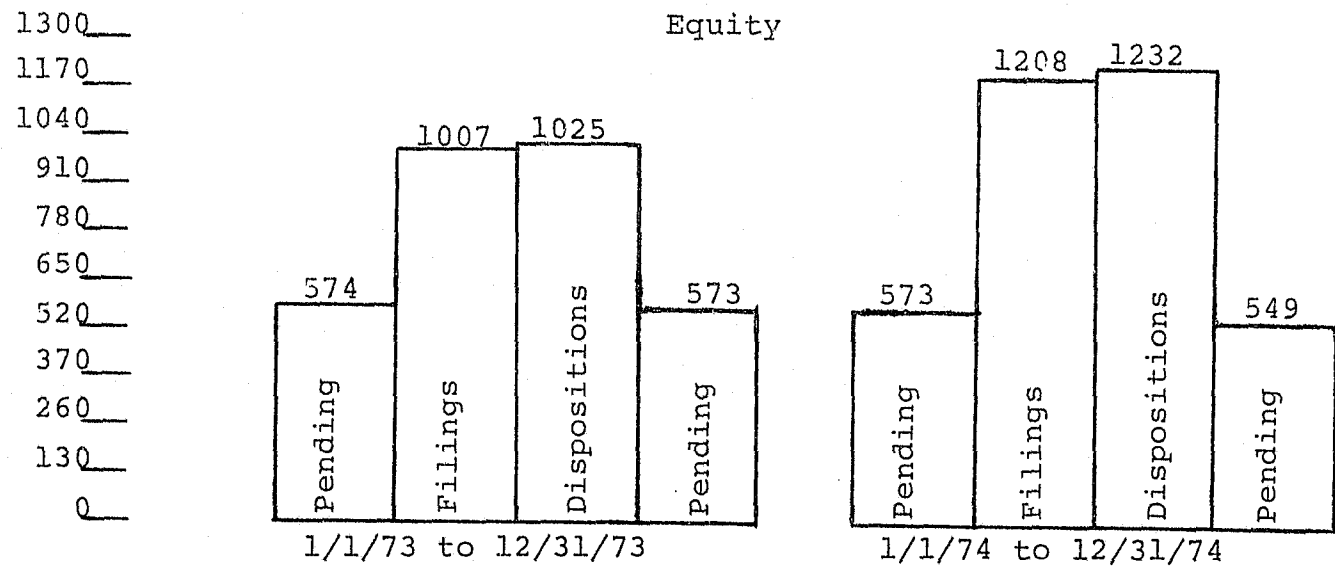
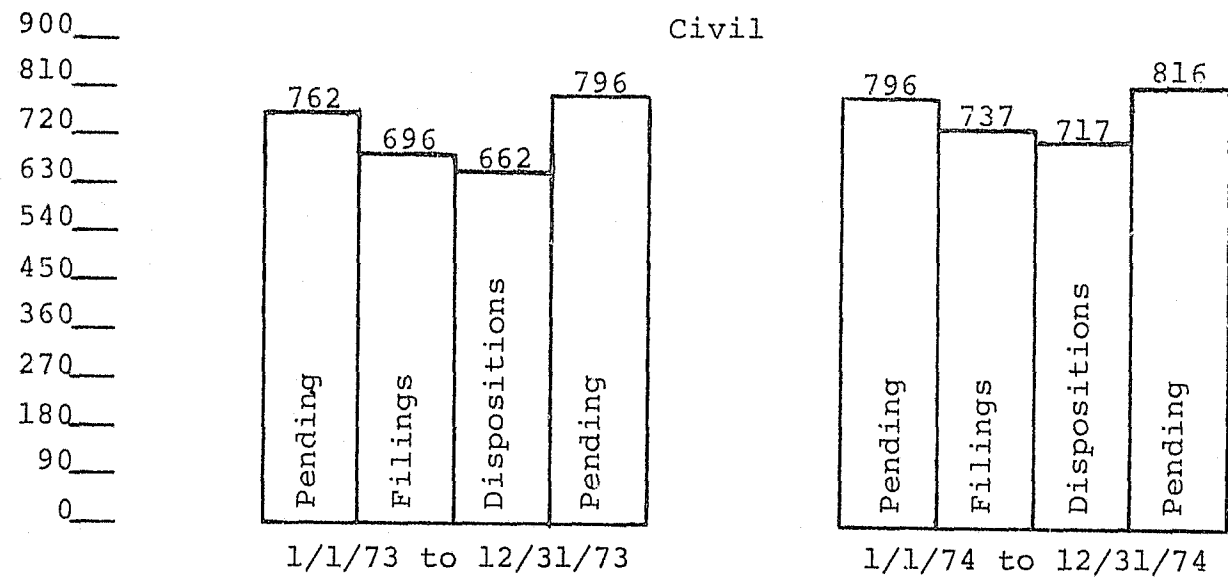
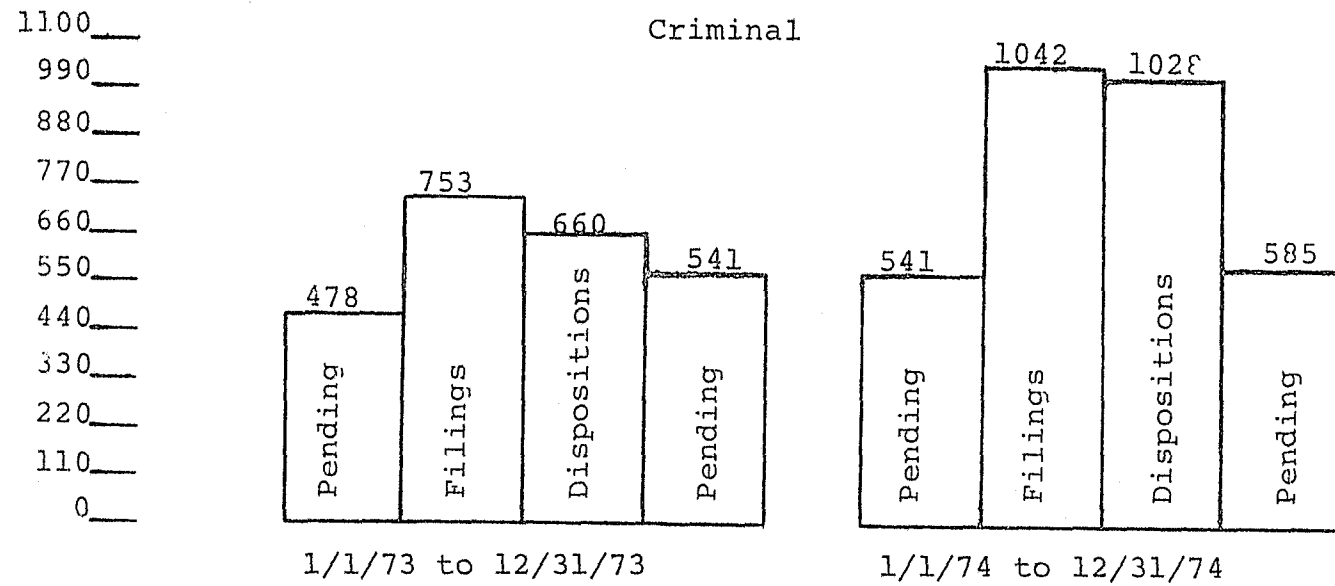
Jefferson County - Bessemer Division

	TOTAL FILINGS			TOTAL DISPOSITIONS		
	Calendar Year 1973	Calendar Year 1974	% Change 1973-74	Calendar Year 1973	Calendar Year 1974	% Change 1973-74
Criminal	753	1042	38.4%	660	1028	55.8%
Civil	696	737	5.9%	662	717	8.3%
Equity	1007	1208	20.0%	1025	1232	20.2%

	Pending 12/31/72	Pending 12/31/73	% Change 1972-73	Pending 12/31/74	% Change 1973-74	% Change 1972-74
Criminal	478	571	19.5%	585	2.5%	22.4%
Civil	762	796	4.5%	816	2.5%	7.1%
Equity	574	573*	-.2%	549	-4.2%	-4.4%

* Corrected figure

10th Circuit - Jefferson County (Bessemer Division)



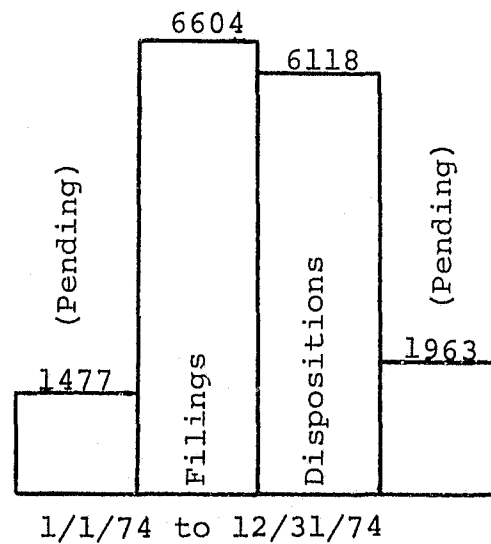
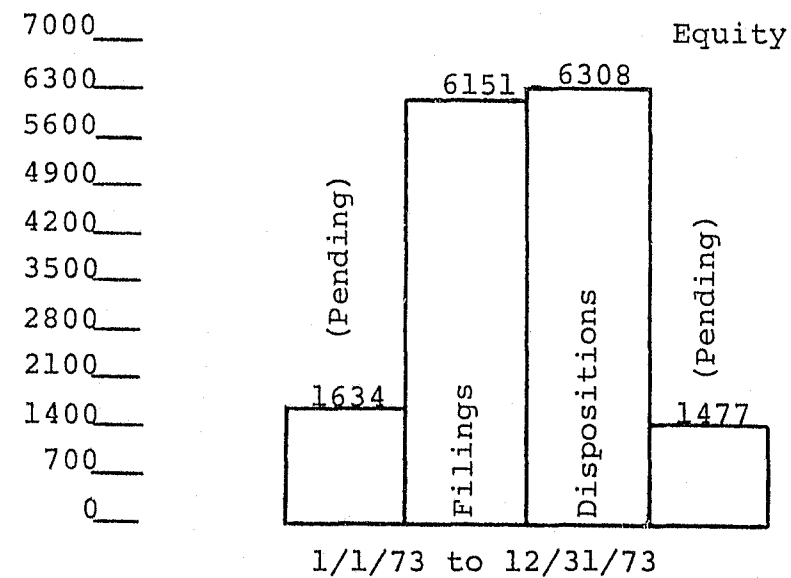
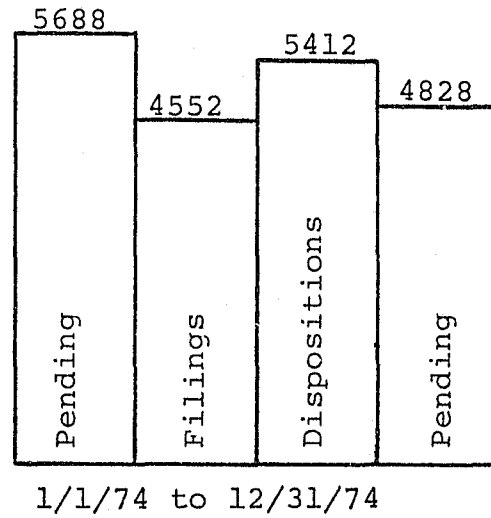
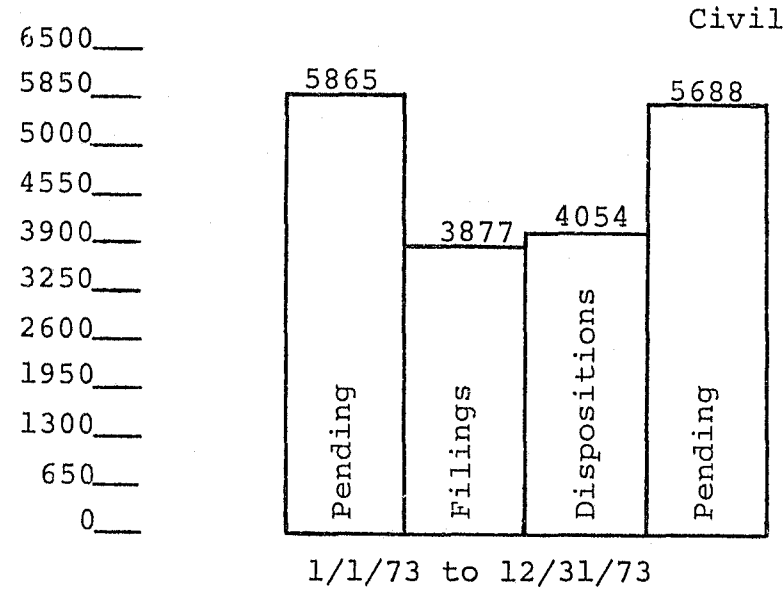
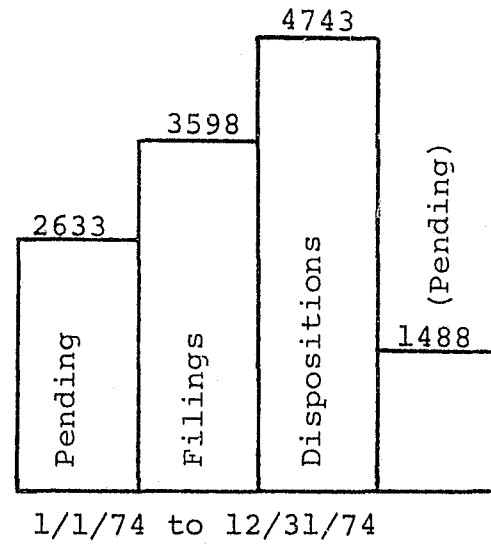
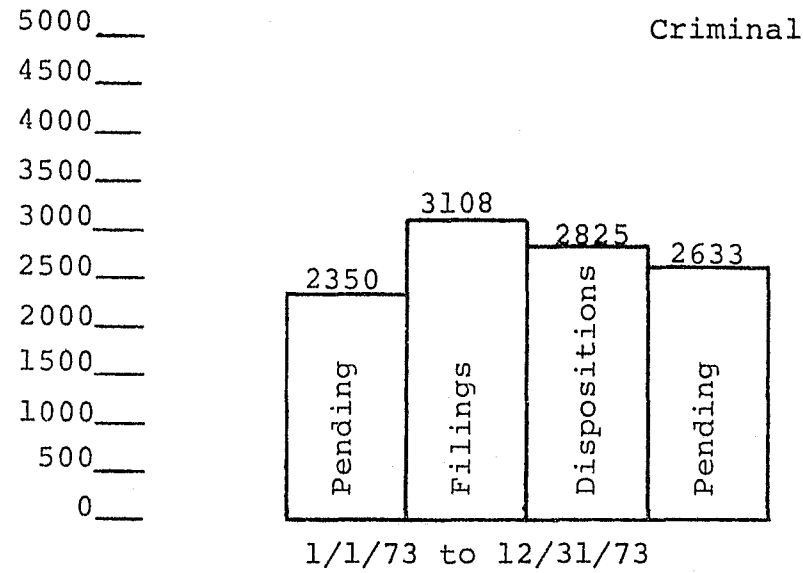
10th Judicial Circuit

Jefferson County - Birmingham Division

	TOTAL FILINGS			TOTAL DISPOSITIONS		
	Calendar Year 1973	Calendar Year 1974	% Change 1973-74	Calendar Year 1973	Calendar Year 1974	% Change 1973-74
Criminal	3108	3598	15.8%	2825	4743	67.9%
Civil	3877	4552	17.4%	4054	5412	33.5%
Equity	6151	6604	7.4%	6308	6118	- 3.0%

	Pending 12/31/72	Pending 12/31/73	% Change 1972-73	Pending 12/31/74	% Change 1973-74	% Change 1972-74
Criminal	2350	2633	12.0%	1488	-43.5%	-36.7%
Civil	5865	5688	- 3.0%	4828	-15.1%	-17.7%
Equity	1634	1477	- 9.6%	1963	32.9%	20.1%

10th Circuit - Jefferson County (Birmingham Division)



10th Judicial Circuit

Summary

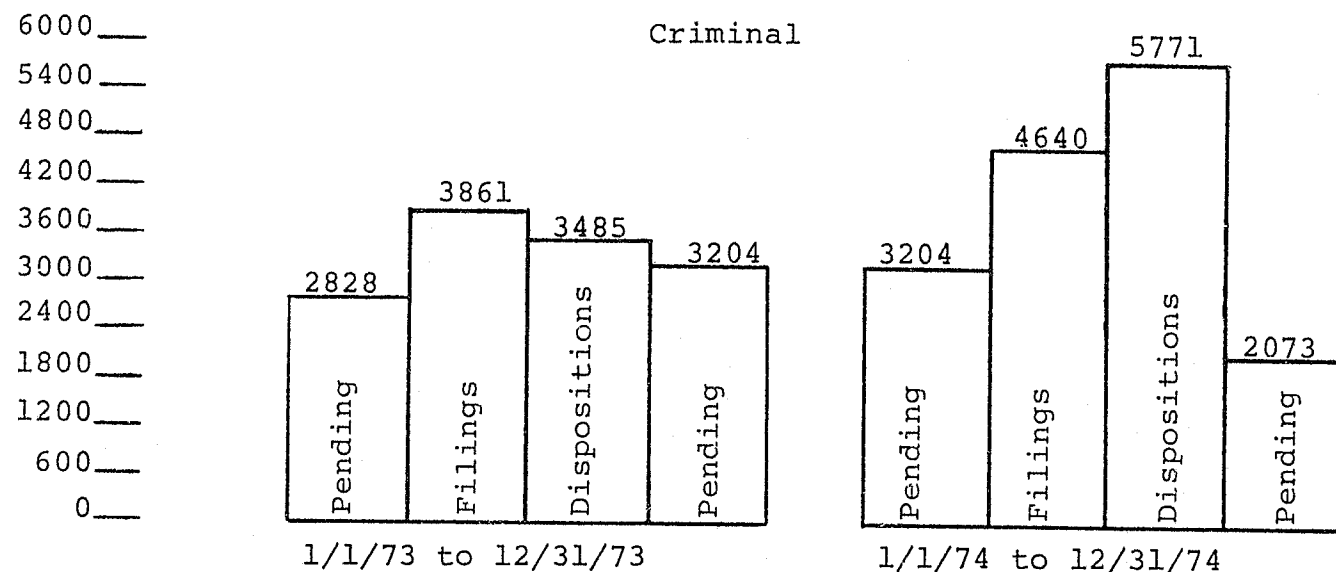
	TOTAL FILINGS			TOTAL DISPOSITIONS		
	Calendar Year 1973	Calendar Year 1974	% Change 1973-74	Calendar Year 1973	Calendar Year 1974	% Change 1973-74
Criminal	3861	4640	20.2%	3485	5771	65.6%
Civil	4573	5289	15.7%	4716	6129	30.0%
Equity	7158	7812	9.1%	7333	7350	.2%

	Pending 12/31/72	Pending 12/31/73	% Change 1972-73	Pending 12/31/74	% Change 1973-74	% Change 1972-74
Criminal	2828	3204	13.3%	2073	-35.3%	-26.7%
Civil	6627	6484	- 2.2%	5644	-13.0%	-14.8%
Equity	2208	2033*	- 7.9%	2512	23.6%	13.8%

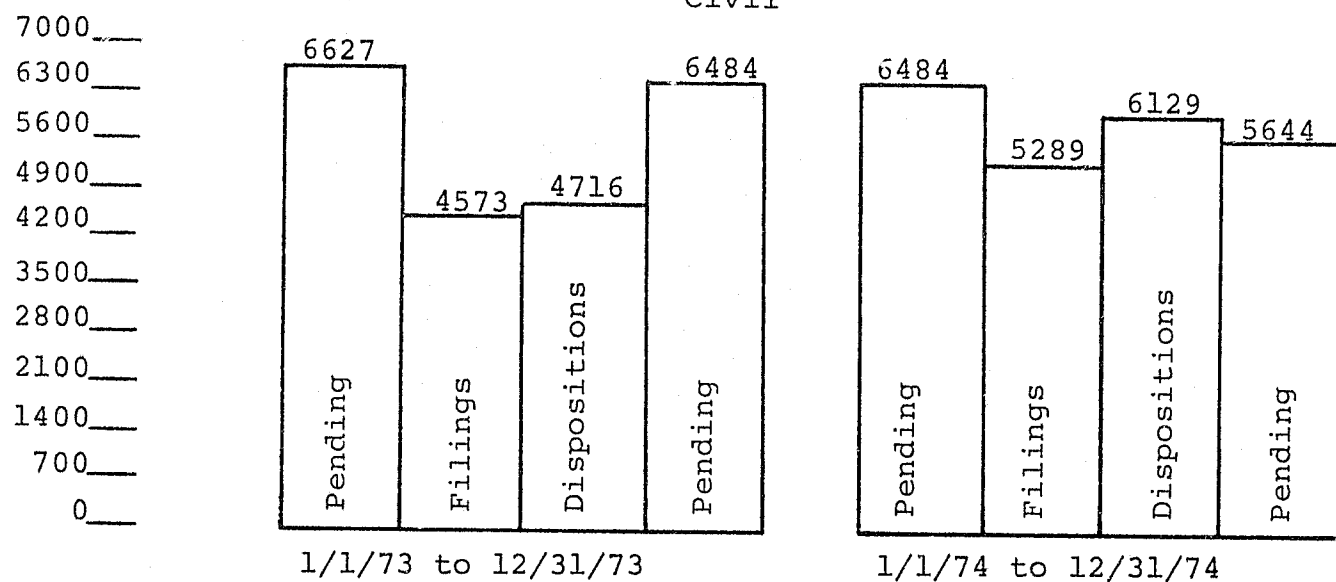
* Corrected figure

10th Circuit - Summary

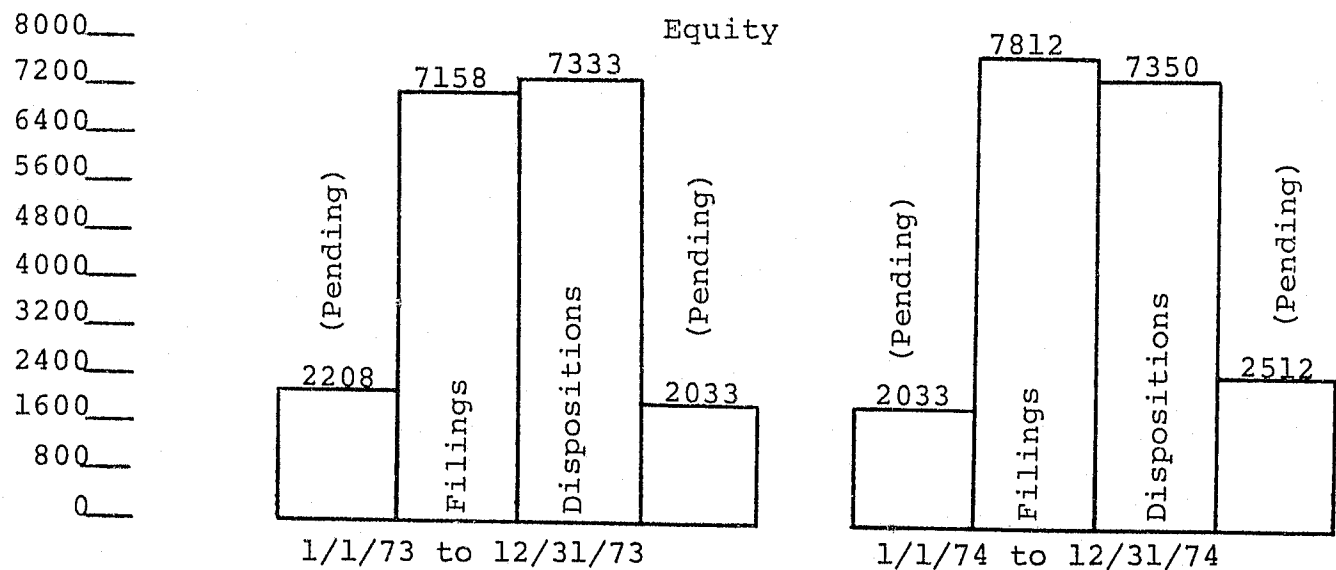
Criminal



Civil



Equity



13th Judicial Circuit

Mobile County

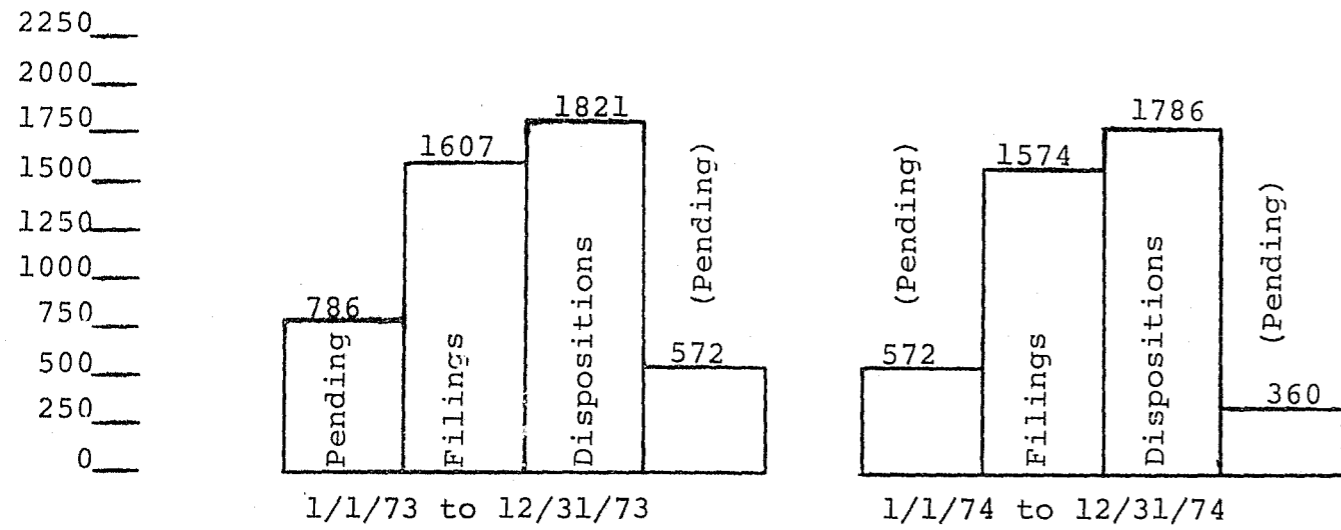
	TOTAL FILINGS			TOTAL DISPOSITIONS		
	Calendar Year 1973	Calendar Year 1974	% Change 1973-74	Calendar Year 1973	Calendar Year 1974	% Change 1973-74
Criminal	1607	1574	- 2.0%	1821	1786	- 1.9%
Civil	2569	2616	1.8%	3014	2691	-10.7%
Equity	3429	3482	1.6%	4690	3537	-24.6%

	Pending 12/31/72	Pending 12/31/73	% Change 1972-73	Pending 12/31/74	% Change 1973-74	% Change 1972-74
Criminal	786	572	- 27.2%	360	-37.1%	-54.2%
Civil	2842	2397	- 15.7%	2291*	4.4%	19.4%
Equity	4242	2981	- 29.7%	2926	- 1.9%	-31.0%

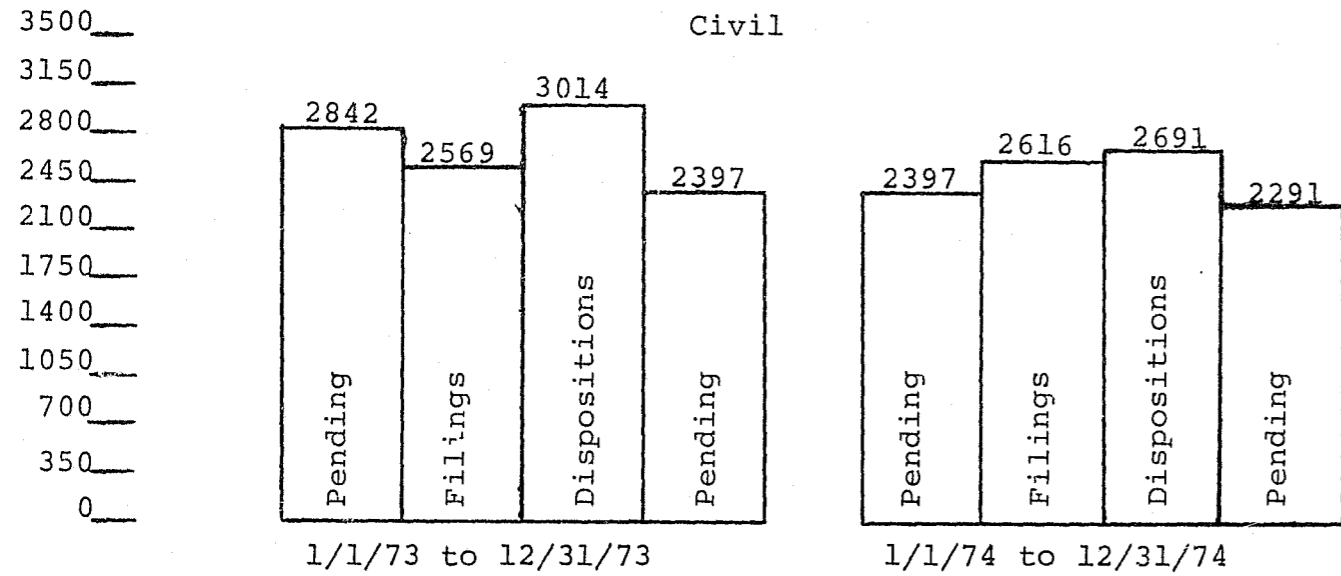
* Corrected figure

13th Circuit - Mobile County

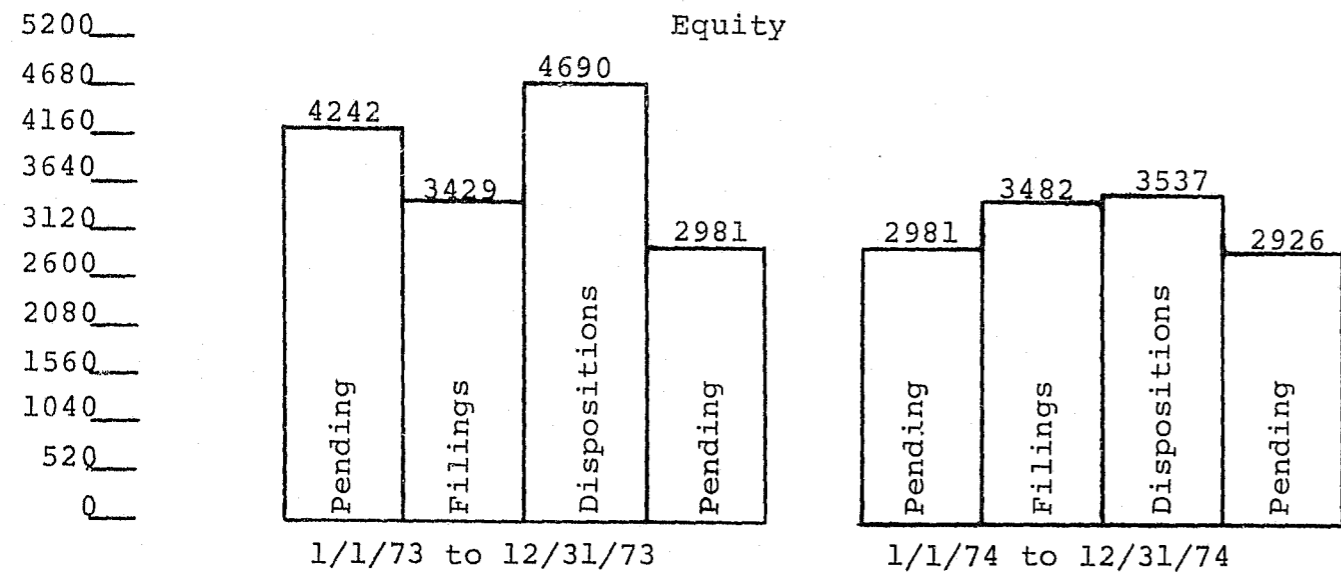
Criminal



Civil



Equity



15th Judicial Circuit

Montgomery County*

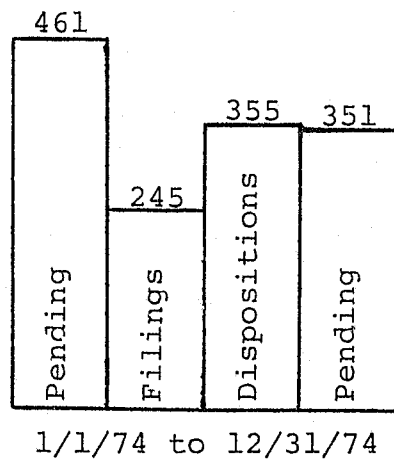
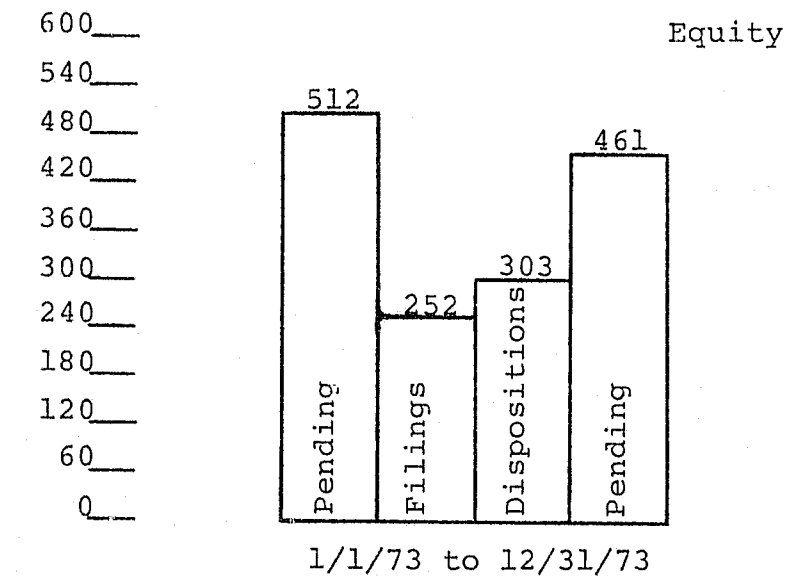
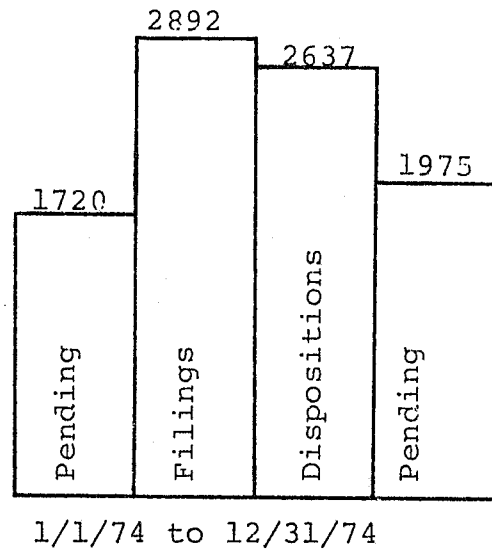
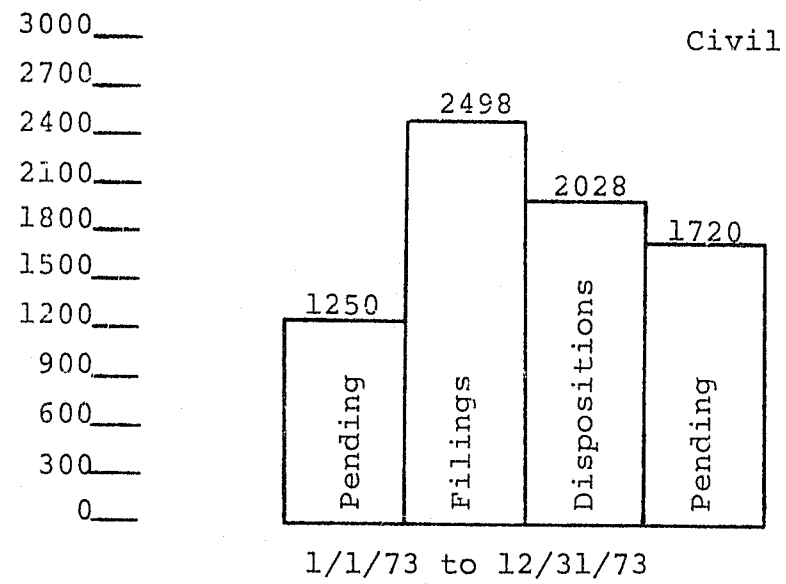
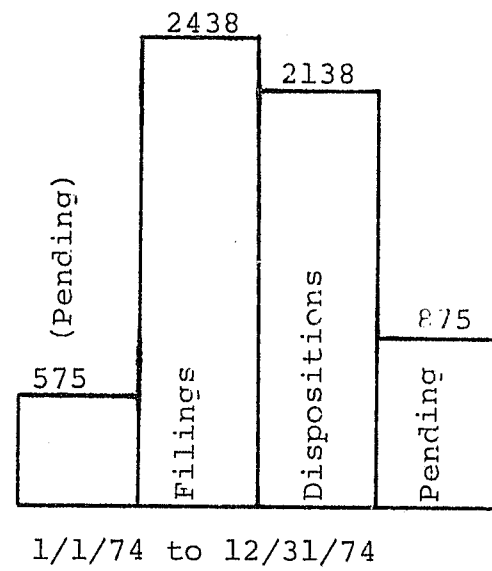
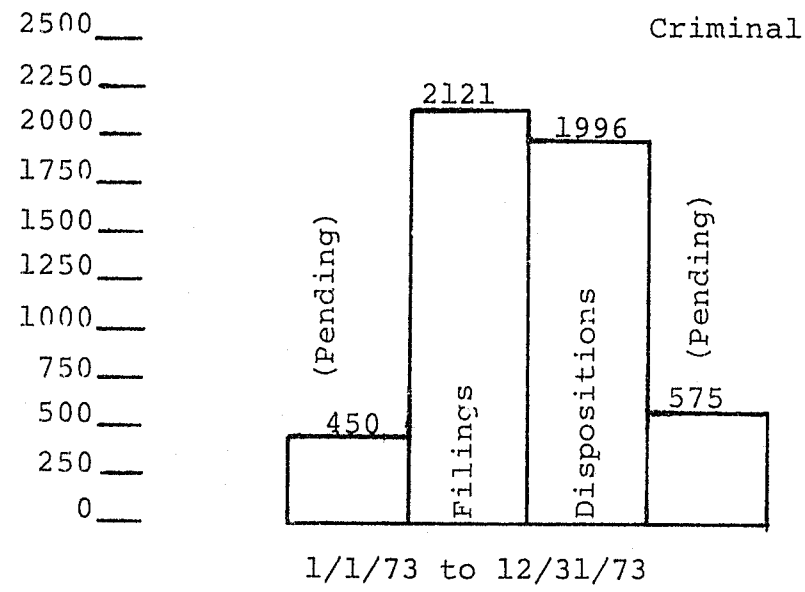
	TOTAL FILINGS			TOTAL DISPOSITIONS		
	Calendar Year 1973	Calendar Year 1974	% Change 1973-74	Calendar Year 1973	Calendar Year 1974	% Change 1973-74
Criminal	2121	2438	15.0%	1996	2138	7.1%
Civil	2498	2892	15.8%	2028	2637	30.0%
Equity	252	245	- 2.8%	303	355	17.2%
Family**	3054	3126	2.4%	3308	3236	- 2.2%

	Pending 12/31/72	Pending 12/31/73	% Change 1972-73	Pending 12/31/74	% Change 1973-74	% Change 1972-74
Criminal	450	575	27.8%	875	52.2%	94.4%
Civil	1250	1720	37.6%	1975	14.8%	58.0%
Equity	512	461	-10.0%	351	-23.9%	-31.5%
Family	669	415	-38.0%	305	-26.5%	-54.4%

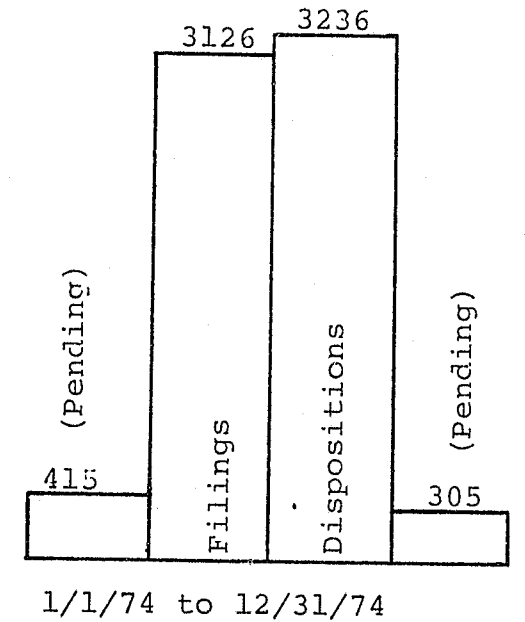
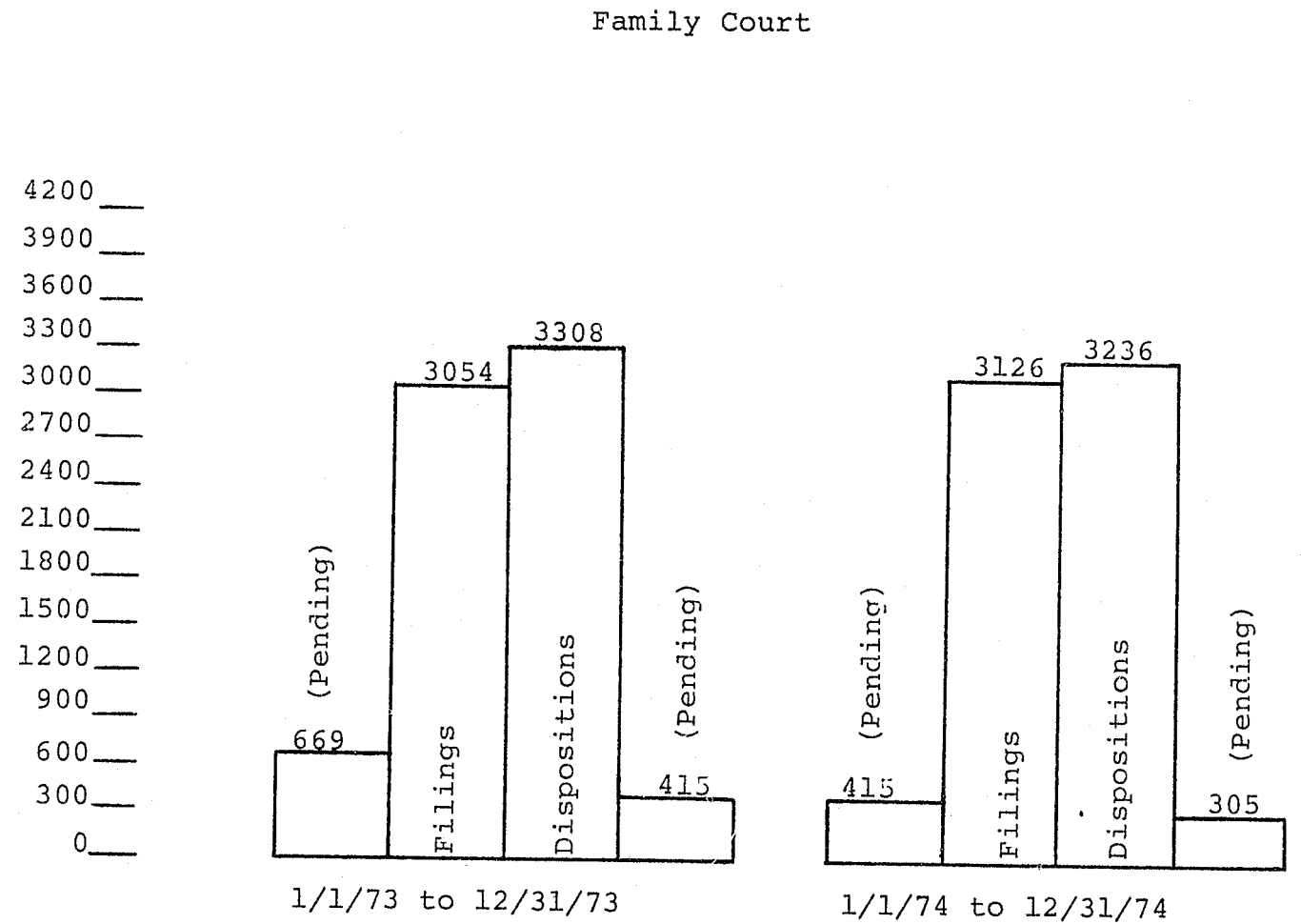
* An additional judge was appointed 10/1/74.

** Includes case categories of juvenile, domestic relations, and non-support.

15th Circuit - Montgomery County



15th Circuit - Montgomery County



23rd Judicial Circuit

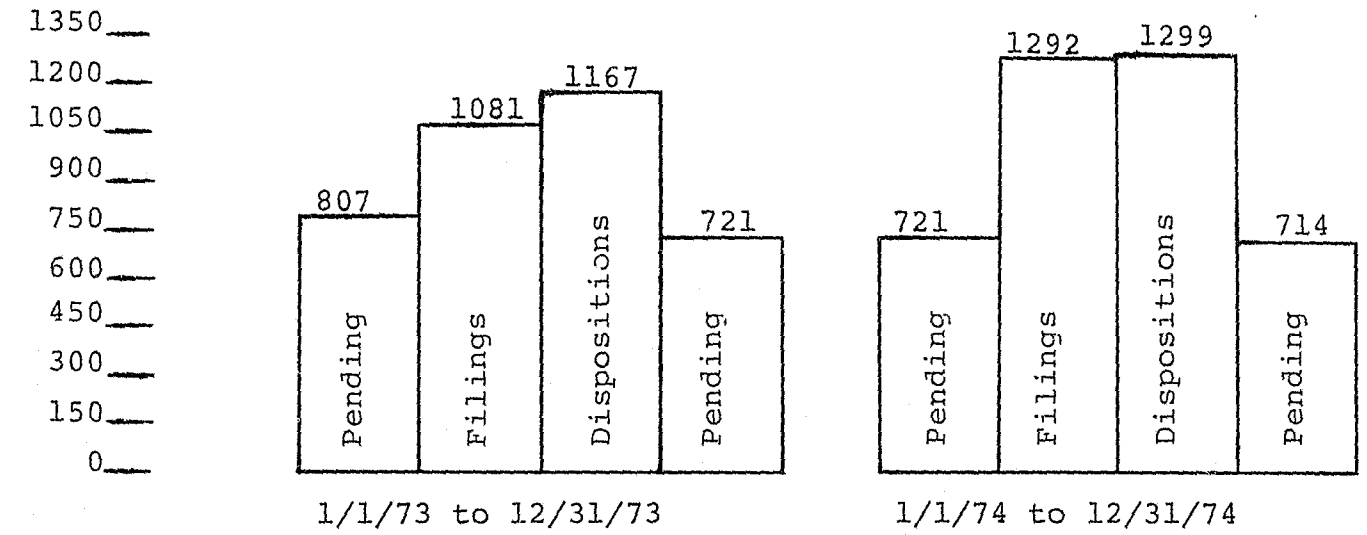
Madison County

	TOTAL FILINGS			TOTAL DISPOSITIONS		
	Calendar Year 1973	Calendar Year 1974	% Change 1973-74	Calendar Year 1973	Calendar Year 1974	% Change 1973-74
Criminal	1081	1292	19.5%	1167	1299	11.3%
Civil	1581	1595	.9%	3119	1605	-48.5%
Equity	1757	1760	.2%	2471	1656	-33.0%

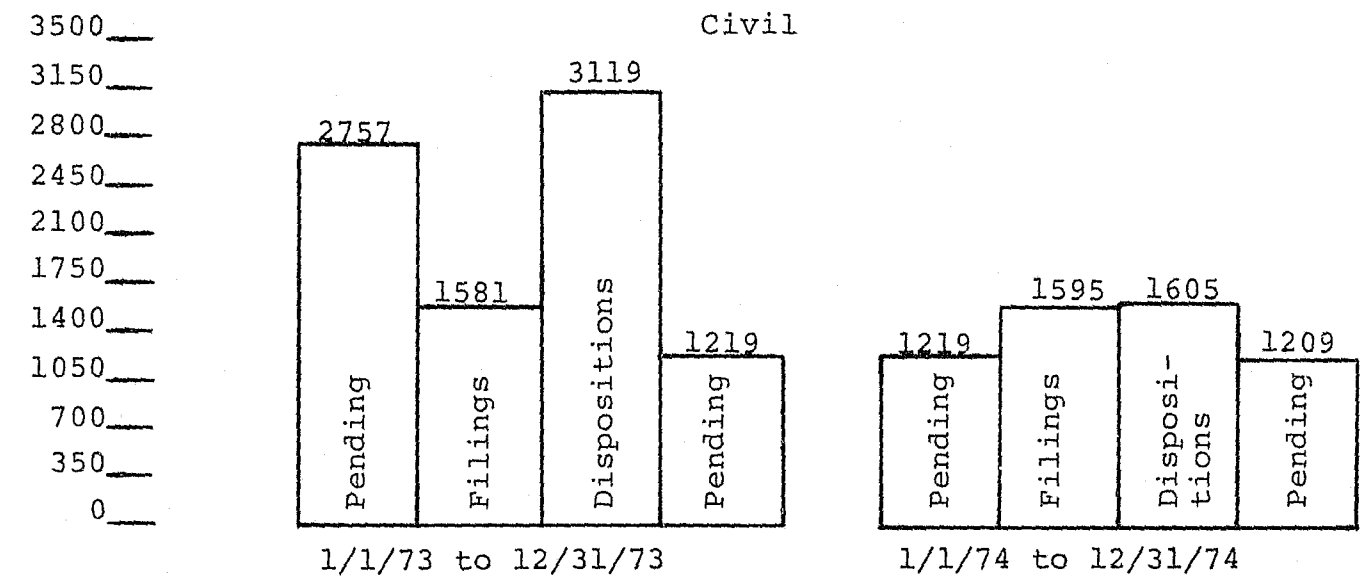
	Pending 12/31/72	Pending 12/31/73	% Change 1972-73	Pending 12/31/74	% Change 1973-74	% Change 1972-74
	Criminal	807	721	-10.7%	714	- 1.0%
Civil	2757	1219	-55.8%	1209	- .8%	-56.2%
Equity	2948	2234	-24.2%	2338	4.7%	-20.7%

23rd Circuit - Madison County

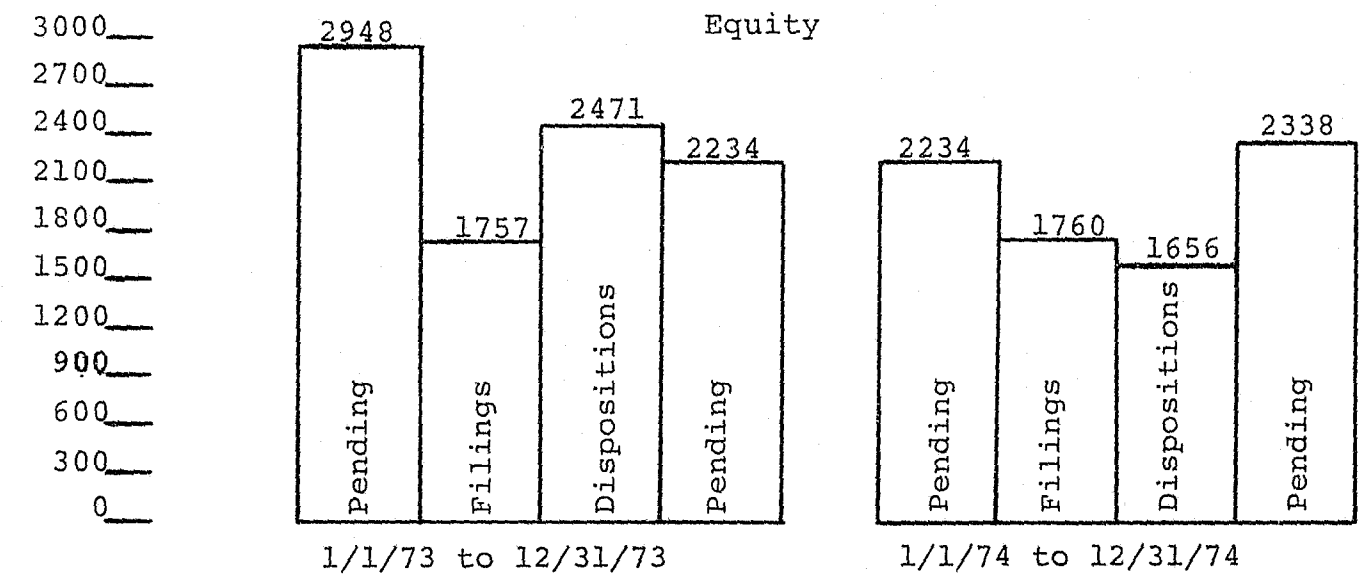
Criminal



Civil



Equity



SIX-MONTHS REPORTS-----ONE-JUDGE CIRCUITS
 January 1, 1972 Through June 30, 1972
 July 1, 1972 Through December 31, 1972

Judicial Circuit No.	County	CASES					
		Criminal		Civil		Equity	
		1/1 to 6/30	7/1 to 12/31	1/1 to 6/30	7/1 to 12/31	1/1 to 6/30	7/1 to 12/31
1st							
<u>Choctaw</u>							
Pending at beginning		21	39	108	156	66	60
Filed		33	37	95	73	32	69
Total		54	76	203	229	98	129
Disposed of		15	54	47	95	38	66
Remaining		39	22	156	134	60	63
<u>Clarke</u>							
Pending at beginning		217	214	258	299*	65	81
Filed		119	88	182	214	77	84
Total		336	302	440	513	142	165
Disposed of		122	121	142	199	61	78
Remaining		214	181	298	314	81	87
<u>Washington</u>							
Pending at beginning		51	65	195	217	76	63
Filed		30	64	109	60	54	51
Total		81	129	304	277	130	114
Disposed of		16	114	87	142	67	63
Remaining		65	15	217	135	63	51
<u>TOTALS FOR FIRST CIRCUIT</u>							
Pending at beginning		289	318	561	672	207	204
Filed		182	189	386	347	163	204
Total		471	507	947	1019	370	408
Disposed of		153	289	276	436	166	207
Remaining		318	218	671	583	204	201
2nd							
<u>Butler</u>							
Pending at beginning		46	77	71	71	364	110
Filed		67	43	31	45	60	62
Total		113	120	102	116	424	172
Disposed of		36	84	31	65	314	140
Remaining		77	36	71	51	110	32
<u>Crenshaw</u>							
Pending at beginning		16	26	81	72	113	97
Filed		22	18	32	43	80	65
Total		38	44	113	115	193	162
Disposed of		12	25	41	28	96	105
Remaining		26	19	72	87	97	57
<u>Lowndes</u>							
Pending at beginning		10	19	60	51	40	40
Filed		12	0	15	16	26	20
Total		22	19	75	67	66	60
Disposed of		3	0	24	0	26	30
Remaining		19	19	51	67	40	30
<u>TOTALS FOR SECOND CIRCUIT</u>							
Pending at beginning		72	122	212	194	517	247
Filed		101	61	78	104	166	147
Total		173	183	290	298	683	394
Disposed of		51	109	96	93	436	212
Remaining		122	74	194	205	247	182

SIX-MONTHS REPORTS-----ONE-JUDGE CIRCUITS
 January 1, 1972 Through June 30, 1972
 July 1, 1972 Through December 31, 1972

Judicial Circuit No.	County	CASES					
		Criminal		Civil		Equity	
		1/1 to 6/30	7/1 to 12/31	1/1 to 6/30	7/1 to 12/31	1/1 to 6/30	7/1 to 12/31
3rd							
<u>Barbour</u>							
Pending at beginning		16	18	304	282	117	126
Filed		31	37	150	158	64	65
Total		47	55	454	440	181	191
Disposed of		29	31	172	170	55	62
Remaining		18	24	282	270	126	129
<u>Bullock</u>							
Pending at beginning		*		*		*	
Filed		16	8	68	44	20	17
Total		32	34	8	29	14	22
Disposed of		48	42	76	73	34	39
Remaining		40	18	32	21	17	20
		8	24	44	52	17	19
<u>TOTALS FOR THIRD CIRCUIT</u>							
Pending at beginning		32	26	372	326	137	143
Filed		63	71	158	187	78	87
Total		95	97	530	513	215	230
Disposed of		69	49	204	191	72	82
Remaining		26	48	326	322	143	148
17th							
<u>Greene</u>							
Pending at beginning		31	40	48	36	16	11
Filed		74	26	38	37	12	25
Total		105	66	86	73	28	36
Disposed of		65	48	50	53	17	17
Remaining		40	18	36	20	11	19
<u>Marengo</u>							
Pending at beginning		13	11	118	106	73	51
Filed		65	100	72	108	71	56
Total		78	111	190	214	144	107
Disposed of		67	83	84	99	93	60
Remaining		11	28	106	115	51	47
<u>Sumter</u>							
Pending at beginning		8	18	38	53	18	32
Filed		38	50	26	21	44	47
Total		46	68	64	74	62	79
Disposed of		28	50	11	37	30	42
Remaining		18	18	53	37	32	37
<u>TOTALS FOR 17th CIRCUIT</u>							
Pending at beginning		52	69	204	195	107	94
Filed		177	176	136	166	127	128
Total		229	245	340	361	234	222
Disposed of		160	181	145	189	140	119
Remaining		69	64	195	172	94	103
21st							
<u>Escambia</u>							
Pending at beginning		85	71	346	358*	197	182**
Filed		73	66	113	122	137	178
Total		158	137	459	480	334	360
Disposed of		87	92	99	202	170	200
Remaining		71	45	360	278	164	160

*Represents corrected figures
 **18 Cases reinstated.

SIX-MONTHS REPORTS-----ONE-JUDGE CIRCUITS
 January 1, 1972 Through June 30, 1972
 July 1, 1972 Through December 31, 1972

Judicial Circuit No.	County	CASES					
		Criminal		Civil		Equity	
		1/1 to 6/30	7/1 to 12/31	1/1 to 6/30	7/1 to 12/31	1/1 to 6/30	7/1 to 12/31
22nd							
	<u>Covington</u>						
	Pending at beginning	120	82	321	236	203	233
	Filed	64	143	67	73	194	195
	Total	184	225	388	309	397	428
	Disposed of	102	93	152	122	164	201
	Remaining	82	132	236	187	233	227
24th							
	<u>Fayette</u>						
	Pending at beginning	32	19	52	43	43	43
	Filed	36	23	39	33	52	67
	Total	68	42	91	76	95	110
	Disposed of	49	6	48	19	52	55
	Remaining	19	36	43	57	43	55
	<u>Lamar</u>						
	Pending at beginning	54	42	42	32	36	46
	Filed	30	13	24	24	58	44
	Total	84	55	66	56	94	90
	Disposed of	42	37	34	35	48	55
	Remaining	42	18	32	21	46	35
	<u>Pickens</u>						
	Pending at beginning	90	85	403	44	58	47
	Filed	42	15	51	51	47	57
	Total	132	100	454	95	105	104
	Disposed of	47	22	410	59	58	38
	Remaining	85	78	44	36	47	66
<u>TOTALS FOR 24th CIRCUIT</u>							
	Pending at beginning	176	146	497	119	137	136
	Filed	108	51	114	108	157	168
	Total	284	197	611	227	294	304
	Disposed of	138	65	492	113	158	148
	Remaining	146	132	119	114	136	156
25th							
	<u>Marion</u>						
	Pending at beginning	189	181	183	168	133	142
	Filed	26	26	68	82	38	53
	Total	215	207	251	250	171	195
	Disposed of	34	77	83	46	29	97
	Remaining	181	130	168	204	142	98
	<u>Winston</u>						
	Pending at beginning	43	53	90	149	104	74
	Filed	40	45	99	129	84	99
	Total	83	98	189	278	188	173
	Disposed of	30	14	40	41	114	77
	Remaining	53	84	149	237	74	96

SIX-MONTHS REPORTS-----ONE-JUDGE CIRCUITS
 January 1, 1972 Through June 30, 1972
 July 1, 1972 Through December 31, 1972

Judicial Circuit No.	County	CASES					
		Criminal		Civil		Equity	
		1/1 to 6/30	7/1 to 12/31	1/1 to 6/30	7/1 to 12/31	1/1 to 6/30	7/1 to 12/31
	<u>TOTALS FOR 25th CIRCUIT</u>						
	Pending at beginning	232	234	273	317	237	216
	Filed	66	71	167	211	122	152
	Total	298	305	440	528	359	368
	Disposed of	64	91	123	87	143	174
	Remaining	234	214	317	441	216	194
26th							
	<u>Russell</u>						
	Pending at beginning	38	12	*			
	Filed	79	51	238	341	201	259
	Total	117	63	613	507	483	475
	Disposed of	105	41	851	848	684	734
	Remaining	12	22	510	590	425	395
				341	558	259	339
				*Represents corrected figures			
28th							
	<u>Baldwin</u>						
	Pending at beginning	160	205	422	410	305	355
	Filed	201	17	280	310	369	340
	Total	361	361	702	720	674	695
	Disposed of	156	164	292	332	319	371
	Remaining	205	177	410	388	355	324
30th							
	<u>Blount</u>						
	Pending at beginning	192	181	*	*		
	Filed	35	65	79	39	104	86
	Total	227	246	23	28	75	88
	Disposed of	46	126	192	67	179	174
	Remaining	181	112	63	61	93	94
				39	6	86	80
				*represents corrected figures			
	<u>St. Clair - Southern Division</u>						
	Pending at beginning	68	88	161	137	116	89
	Filed	54	19	41	32	97	87
	Total	142	107	202	169	213	176
	Disposed of	54	54	65	60	124	77
	Remaining	88	53	137	109	89	99
	<u>St. Clair - Northern Division</u>						
	Pending at beginning	88	30	60	37	50	52
	Filed	3	18	26	24	50	28
	Total	91	48	86	61	100	80
	Disposed of	61	31	49	27	48	36
	Remaining	30	17	37	34	52	44
	<u>TOTALS FOR 30th CIRCUIT</u>						
	Pending at beginning	368	299	300	213	270	227
	Filed	92	102	90	84	222	203
	Total	460	401	390	297	492	430
	Disposed of	161	219	177	148	265	207
	Remaining	299	182	213	149	227	223
32nd							
	<u>Cullman</u>						
	Pending at beginning	127	86	*			
	Filed	126	42	235	339	191	194
	Total	253	128	453	94	245	227
	Disposed of	167	76	114	433	436	421
	Remaining	86	52	339	109	242	207
				324	324	194	214
				*Represents corrected figures from previous period			

SIX-MONTHS REPORTS-----ONE-JUDGE CIRCUITS
 January 1, 1972 Through June 30, 1972
 July 1, 1972 Through December 31, 1972

Judicial Circuit No.	County	CASES					
		Criminal		Civil		Equity	
		1/1 to 6/30	7/1 to 12/31	1/1 to 6/30	7/1 to 12/31	1/1 to 6/30	7/1 to 12/31
33rd							
<u>Dale</u>							
Pending at beginning		148	70	368	334	158	193
Filed		31	69	152	83	174	84
Total		179	139	520	417	332	277
Disposed of		109	68	186	138	139	93
Remaining		70	71	334	279	193	184
<u>Geneva</u>							
Pending at beginning		55	59	232	250	221	226
Filed		37	25	61	33	88	112
Total		92	84	293	283	309	338
Disposed of		33	41	43	80	83	153
Remaining		59	43	250	203	226	185
<u>TOTALS FOR 33rd CIRCUIT</u>							
Pending at beginning		203	129	600	584	379	419
Filed		68	94	213	116	262	196
Total		271	223	813	700	641	615
Disposed of		142	109	229	218	222	246
Remaining		129	114	584	482	419	369
34th							
<u>Franklin</u>							
Pending at beginning		74	72	193	196	95	126
Filed		73	138	121	144	156	146
Total		147	210	314	340	251	272
Disposed of		75	137	118	64	125	161
Remaining		72	73	196	276	126	111
35th							
<u>Conceh</u>							
Pending at beginning		5	2	37	72	35	68
Filed		19	11	71	82	91	64
Total		24	13	108	154	126	132
Disposed of		22	10	36	69	58	60
Remaining		2	3	72	85	68	72
<u>Monroe</u>							
Pending at beginning		17	17	33	30	33	34
Filed		44	37	44	66	63	116
Total		61	54	77	96	96	150
Disposed of		44	38	47	65	62	87
Remaining		17	16	30	31	34	63
<u>TOTALS FOR 35th CIRCUIT</u>							
Pending at beginning		22	19	70	102	68	102
Filed		63	48	115	148	154	180
Total		85	67	185	250	222	282
Disposed of		66	48	83	134	120	147
Remaining		19	19	102	116	102	135
36th							
<u>Lawrence</u>							
Pending at beginning		108	90	78	68	59	58
Filed		103	100	144	79	104	88
Total		211	190	222	147	163	146
Disposed of		121	126	154	98	105	91
Remaining		90	64	68	49	58	55

SIX-MONTHS REPORTS-----ONE-JUDGE CIRCUITS
 January 1, 1972 Through June 30, 1972
 July 1, 1972 Through December 31, 1972

Judicial Circuit No.	County	CASES					
		Criminal		Civil		Equity	
		1/1 to 6/30	7/1 to 12/31	1/1 to 6/30	7/1 to 12/31	1/1 to 6/30	7/1 to 12/31
37th							
<u>Lee</u>							
Pending at beginning		61	99	33	28	70	92
Filed		269	139	75	57	107	83
Total		330	238	108	85	177	175
Disposed of		251	187	80	54	85	97
Remaining		99	51	28	31	92	78

SIX-MONTHS REPORTS-----TWO-JUDGE CIRCUITS
 January 1, 1972 Through June 30, 1972
 July 1, 1972 Through December 31, 1972

Judicial Circuit No.	County	CASES					
		Criminal		Civil		Equity	
		1/1 to 6/30	7/1 to 12/31	1/1 to 6/30	7/1 to 12/31	1/1 to 6/30	7/1 to 12/31
4th							
<u>Bibb</u>							
Pending at beginning		14	26	81	61	67	71
Filed		32	25	29	80	50	36
Total		46	51	110	141	117	107
Disposed of		20	42	49	98	46	42
Remaining		26	9	61	43	71	65
<u>Dallas</u>							
Pending at beginning		*126	169	351	361	**230	246
Filed		124	135	135	131	234	200
Total		250	304	486	492	464	446
Disposed of		81	218	125	131	218	226
Remaining		169	86	361	361	246	220
		*Four cases returned to docket.			**Twelve cases returned to docket.		
<u>Hale</u>							
Pending at beginning		31	33	23	57	7	20
Filed		19	4	47	34	35	29
Total		50	37	70	91	42	49
Disposed of		17	0	13	4	22	13
Remaining		33	37	57	87	20	36
<u>Perry</u>							
Pending at beginning		14	18	51	45	45	38
Filed		14	25	23	31	30	40
Total		28	43	74	76	75	78
Disposed of		10	29	29	24	37	30
Remaining		18	14	45	52	38	48
<u>Wilcox</u>							
Pending at beginning		15	282	63	72	15	14
Filed		285	37	45	19	27	27
Total		300	319	108	91	42	41
Disposed of		18	29	36	36	28	29
Remaining		282	290	72	55	14	12

SIX-MONTHS REPORTS-----TWO-JUDGE CIRCUITS
 January 1, 1972 Through June 30, 1972
 July 1, 1972 Through December 31, 1972

Judicial Circuit No.	County	CASES					
		Criminal		Civil		Equity	
		1/1 to 6/30	7/1 to 12/31	1/1 to 6/30	7/1 to 12/31	1/1 to 6/30	7/1 to 12/31
4th Circuit Cont'd							
<u>TOTALS FOR 4TH CIRCUIT</u>							
	Pending at beginning	200	528	569	596	364	389
	Filed	474	226	279	295	376	332
	Total	674	754	848	891	740	721
	Disposed of	146	318	252	293	351	340
	Remaining	528	436	596	598	389	381
8th							
<u>Limestone</u>							
	Pending at beginning	72	54	145	160	65	97
	Filed	52	44	87	104	73	86
	Total	124	98	232	264	138	183
	Disposed of	70	33	72	93	41	46
	Remaining	54	65	160	171	97	137
<u>Morgan</u>							
	Pending at beginning	178	113	1048	1095	237	282
	Filed	142	141	217	210	192	195
	Total	320	254	1265	1305	429	477
	Disposed of	207	154	170	198	147	170
	Remaining	113	100	1095	1107	282	307
<u>TOTALS FOR 8TH CIRCUIT</u>							
	Pending at beginning	250	167	1193	1255	302	379
	Filed	194	185	304	314	265	281
	Total	444	352	1497	1569	567	660
	Disposed of	277	187	242	291	188	216
	Remaining	167	165	1255	1278	379	444
9th							
<u>Cherokee</u>							
	Pending at beginning	49	45	177	172	310	331
	Filed	20	17	34	27	46	55
	Total	69	62	211	199	356	386
	Disposed of	24	6	39	8	25	42
	Remaining	45	56	172	191	331	344
<u>DeKalb</u>							
	Pending at beginning	105	134	*	220	533	406
	Filed	48	38	71	95	226	221
	Total	153	172	308	315	759	627
	Disposed of	19	17	88	55	353	172
	Remaining	134	155	220	260	406	455
<u>Jackson</u>							
	Pending at beginning	*	254	*	402	321	349
	Filed	132	126	93	66	195	203
	Total	490	380	473	468	516	552
	Disposed of	236	98	71	43	167	177
	Remaining	254	282	402	425	349	375
<u>TOTALS FOR 9TH CIRCUIT</u>							
	Pending at beginning	512	433	794	794	1164	1086
	Filed	200	181	198	188	467	479
	Total	712	614	992	982	1631	1565
	Disposed of	279	121	198	106	545	391
	Remaining	433	493	794	876	1086	1174

*Represents corrected figures.

*Readjusted figures as of Jan. 1, 1972.

SIX-MONTHS REPORTS-----TWO-JUDGE CIRCUITS
 January 1, 1972 Through June 30, 1972
 July 1, 1972 Through December 31, 1972

Judicial Circuit No.	County	CASES					
		Criminal		Civil		Equity	
		1/1 to 6/30	7/1 to 12/31	1/1 to 6/30	7/1 to 12/31	1/1 to 6/30	7/1 to 12/31
11th							
<u>Lauderdale</u>							
	Pending at beginning	92	107	409	493	316	293
	Filed	186	117	238	167	313	343
	Total	278	224	647	660	629	636
	Disposed of	171	123	154	246	336	311
	Remaining	107	47*	493	414	293	325
*Fifty-four active probation cases deducted giving balance of Forty-seven cases							
12th							
<u>Coffee-Elba Division</u>							
	Pending at beginning	20	7	69	70	68	72
	Filed	10	13	33	26	54	51
	Total	30	20	102	96	122	123
	Disposed of	23	9	32	35	50	77
	Remaining	7	11	70	61	72	46
<u>Coffee - Enterprise Division</u>							
	Pending at beginning	67	30	140	115	117	136
	Filed	21	67	50	98	151	150
	Total	88	97	200	213	268	286
	Disposed of	58	60	85	81	132	172
	Remaining	30	37	115	132	136	114
<u>Pike</u>							
	Pending at beginning	45	38	98	100	92	82
	Filed	42	66	46	38	83	84
	Total	87	104	144	138	175	166
	Disposed of	49	79	44	82	93	95
	Remaining	38	25	100	56	82	71
<u>TOTALS FOR 12th CIRCUIT</u>							
	Pending at beginning	132	75	307	285	277	290
	Filed	73	146	139	162	288	285
	Total	205	221	446	447	565	575
	Disposed of	130	148	161	198	275	344
	Remaining	75	73	285	249	290	231
14th							
<u>Walker</u>							
	Pending at beginning	182	154	573	639	825	640
	Filed	125	134	172	107	273	259
	Total	307	288	745	746	1098	899
	Disposed of	153	72	106	371	458	408
	Remaining	154	216	639	375	640	491
18th							
<u>Clay</u>							
	Pending at beginning	19	15	35	59	37	42
	Filed	18	12	38	38	54	50
	Total	37	27	73	97	91	92
	Disposed of	22	15	14	36	49	60
	Remaining	15	12	59	61	42	32

SIX-MONTHS REPORTS-----TWO-JUDGE CIRCUITS
 January 1, 1972 Through June 30, 1972
 July 1, 1972 Through December 31, 1972

Judicial Circuit No.	County	CASES					
		Criminal		Civil		Equity	
		1/1 to 6/30	7/1 to 12/31	1/1 to 6/30	7/1 to 12/31	1/1 to 6/30	7/1 to 12/31
<u>18th Circuit Cont'd</u>							
<u>Cooss</u>							
		15	3	27	18	22	24
Pending at beginning							
Filed		20	9	7	25	43	60
Total		35	12	34	43	65	84
Disposed of		32	10	16	12	41	51
Remaining		3	2	18	31	24	33
<u>Shelby</u>							
Pending at beginning		152	96	226	218	131	203
Filed		45	79	94	92	226	255
Total		197	175	320	310	357	458
Disposed of		101	110	102	77	154	142
Remaining		96	65	218	233	203	316
<u>TOTALS FOR 18th CIRCUIT</u>							
Pending at beginning		186	114	288	295	190	269
Filed		83	100	139	155	323	365
Total		269	214	427	450	513	634
Disposed of		155	135	132	125	244	253
Remaining		114	79	295	325	269	381
<u>19th</u>							
<u>Autauga</u>							
Pending at beginning		54	46	73	83	98	95
Filed		42	74	36	40	68	66
Total		96	120	109	123	166	161
Disposed of		50	36	26	35	71	66
Remaining		46	84	83	88	95	95
<u>Chilton</u>							
Pending at beginning		98	93	196	201	82	73
Filed		59	105	46	40	28	28
Total		157	198	242	241	110	101
Disposed of		64	80	41	31	37	30
Remaining		93	118	201	210	73	71
<u>Elmore</u>							
Pending at beginning		79	107	83	93	170	172
Filed		68	113	51	61	157	115
Total		147	220	134	154	327	287
Disposed of		40	110	41	71	155	153
Remaining		107	110	93	83	172	134
<u>TOTALS FOR 19th CIRCUIT</u>							
Pending at beginning		231	246	352	377	350	340
Filed		169	292	133	141	253	209
Total		400	538	485	518	603	549
Disposed of		154	226	108	137	263	249
Remaining		246	312	377	381	340	300

SIX-MONTHS REPORTS-----TWO-JUDGE CIRCUITS
 January 1, 1972 Through June 30, 1972
 July 1, 1972 Through December 31, 1972

Judicial Circuit No.	County	CASES					
		Criminal		Civil		Equity	
		1/1 to 6/30	7/1 to 12/31	1/1 to 6/30	7/1 to 12/31	1/1 to 6/30	7/1 to 12/31
<u>20th</u>							
<u>Henry</u>							
Pending at beginning		6	13	52	58	24	37
Filed		13	20	59	36	52	38
Total		19	33	111	94	76	75
Disposed of		6	15	53	58	39	29
Remaining		13	18	58	36	37	46
<u>Houston</u>							
Pending at beginning		95	68	308	302	101	127
Filed		140	151	155	166	102	65
Total		235	219	463	468	203	192
Disposed of		167	143	161	170	76	84
Remaining		68	76	302	298	127	108
<u>TOTALS FOR 20th CIRCUIT</u>							
Pending at beginning		101	81	360	360	125	164
Filed		153	171	214	202	154	103
Total		254	252	574	562	279	267
Disposed of		173	158	214	228	115	113
Remaining		81	94	360	334	164	154
<u>27th</u>							
<u>Marshall</u>							
Pending at beginning		113	116	439	482	203	229
Filed		164	146	343	245	344	324
Total		277	262	782	727	547	553
Disposed of		161	127	300	216	318	337
Remaining		116	135	482	511	229	216
<u>29th</u>							
<u>Talladega</u>							
Pending at beginning		83	81	297	217	436	226
Filed		84	120	110	123	277	276
Total		167	201	407	340	713	502
Disposed of		86	91	190	111	487	229
Remaining		81	110	217	229	226	273
<u>31st</u>							
<u>Colbert</u>							
Pending at beginning		*	86	715	679	317	342
Filed		59	47	213	198	111	134
Total		126	133	928	877	428	476
Disposed of		40	43	249	199	86	125
Remaining		86	90	679	678	342	351

*Represents corrected figures

SIX-MONTHS REPORTS-----THREE-JUDGE CIRCUITS
 January 1, 1972 Through June 30, 1972
 July 1, 1972 Through December 31, 1972

Judicial Circuit No.	County	CASES					
		Criminal		Civil		Equity	
		1/1 to 6/30	7/1 to 12/31	1/1 to 6/30	7/1 to 12/31	1/1 to 6/30	7/1 to 12/31
<u>5th</u>							
<u>Chambers</u>							
Pending at beginning		10	5	86	86	128	145
Filed		38	57	96	93	98	90
Total		48	62	182	179	226	235
Disposed of		43	50	96	88	81	75
Remaining		5	12	86	91	145	160

SIX-MONTHS REPORTS-----THREE-JUDGE CIRCUITS
 January 1, 1972 Through June 30, 1972
 July 1, 1972 Through December 31, 1972

CASES

Judicial Circuit No.	County	Criminal		Civil		Equity	
		1/1	7/1	1/1	7/1	1/1	7/1
		to 6/30	to 12/31	to 6/30	to 12/31	to 6/30	to 12/31
5th Circuit Cont'd							
<u>Macon</u>							
Pending at beginning		19	36	135	190	55	93
Filed		34	23	101	62	98	66
Total		53	59	236	252	153	159
Disposed of		17	18	46	106	60	141
Remaining		36	41	190	146	93	18
<u>Randolph</u>							
Pending at beginning		27	15	38	40	58	45
Filed		27	41	45	38	49	44
Total		54	56	83	78	107	89
Disposed of		39	41	43	37	62	56
Remaining		15	15	40	41	45	33
<u>Tallapoosa</u>							
Pending at beginning		12	24	30	53	47	46
Filed		72	48	76	37	118	130
Total		84	72	106	90	165	176
Disposed of		60	52	53	40	119	101
Remaining		24	20	53	50	46	75
<u>TOTALS FOR 5th CIRCUIT</u>							
Pending at beginning		68	75	289	369	288	329
Filed		171	112	318	230	363	330
Total		239	187	607	599	651	659
Disposed of		159	111	238	271	322	373
Remaining		80	76	369	328	329	286
7th							
<u>Calhoun</u>							
Pending at beginning		465	441	794	794	788	778
Filed		281	277	254	257	474	463
Total		746	718	1048	1051	1262	1241
Disposed of		305	413	254	238	484	514
Remaining		441	305	794	813	778	727
<u>Cleburne</u>							
Pending at beginning		81	67	142	144	65	70
Filed		24	29	23	41	37	30
Total		105	96	165	185	102	100
Disposed of		38	24	21	42	32	30
Remaining		67	72	144	143	70	70
<u>TOTALS FOR 7TH CIRCUIT</u>							
Pending at beginning		546	508	936	938	853	848
Filed		305	306	277	298	511	493
Total		851	814	1213	1236	1364	1341
Disposed of		343	437	275	280	516	544
Remaining		508	377	938	956	848	797

SIX-MONTHS REPORTS-----THREE-JUDGE CIRCUITS
 January 1, 1972 through June 30, 1972
 July 1, 1972 through December 31, 1972

CASES

Judicial Circuit No.	County	Criminal		Civil		Equity	
		1/1	7/1	1/1	7/1	1/1	7/1
		to 6/30	to 12/31	to 6/30	to 12/31	to 6/30	to 12/31
15th							
<u>Montgomery</u>							
Pending at beginning		525	584	1275	1340	564	559
Filed		715	749	1725	1830	130	148
Total		1240	1333	3000	3170	694	707
Disposed of		656	883	1660	1920	135	195
Remaining		584	450	1340	1250	559	512
16th							
<u>Etowah</u>							
Pending at beginning		1231	1127	1378	1298	1052	1129
Filed		379	381	546	488	540	518
Total		1610	1508	1924	1786	1592	1647
Disposed of		483	391	626	603	463	723
Remaining		1127	1117	1298	1183	1129	924

SIX-MONTHS REPORTS-----FOUR-JUDGE CIRCUITS
 January 1, 1972 through June 30, 1972
 July 1, 1972 through December 31, 1972

Judicial Circuit No.	County	Criminal		Civil		Equity	
		1/1	7/1	1/1	7/1	1/1	7/1
		to 6/30	to 12/31	to 6/30	to 12/31	to 6/30	to 12/31
6th							
<u>Tuscaloosa</u>							
Pending at beginning		281	269	819	720	961	830
Filed		369	342	521	459	495	559
Total		650	611	1340	1179	1456	1389
Disposed of		381	353	620	480	626	758
Remaining		269	258	720	699	830	631
10th							
<u>Jefferson - Bessemer Div.</u>							
Pending at beginning		433	451	863	796	509	535
Filed		469	393	349	311	546	478
Total		902	844	1212	1107	1055	1013
Disposed of		451	366	416	345	520	439
Remaining		451	478	796	762	535	574
<u>Jefferson - Birmingham Div.</u>							
Pending at beginning		2430	2100	5638	4605	1668	1482
Filed		1355	1384	1941	2856	3052	3120
Total		3785	3484	7579	7461	4720	4602
Disposed of		1685	1134	2974	1596	3238	2968
Remaining		2100	2350	4605	5865	1482	1634
<u>TOTALS OF 10th CIRCUIT</u>							
Pending at beginning		2863	2551	6501	5401	2177	2017
Filed		1824	1777	2290	3167	3598	3598
Total		4687	4328	8791	8568	5775	5615
Disposed of		2136	1500	3390	1941	3758	3407
Remaining		2551	2828	5401	6627	2017	2208

SIX-MONTHS REPORTS-----FOUR-JUDGE CIRCUITS
 January 1, 1972 Through June 30, 1972
 July 1, 1972 through December 31, 1972

Judicial Circuit No.	County	Criminal		Civil		Equity	
		1/1 to 6/30	7/1 to 12/31	1/1 to 6/30	7/1 to 12/31	1/1 to 6/30	7/1 to 12/31
		13th					
<u>Mobile</u>							
Pending at beginning		1156	776	3351	3046	4536	4086
Filed		646	727	1483	1226	1586	1623
Total		1802	1503	4834	4272	6122	5709
Disposed of		1026	717	1788	1430	2036	1467
Remaining		776	786	3046	2842	4086	4242
23rd							
<u>Madison</u>							
Pending at Beginning		1247	756	3192	2723	2797	2923
Filed		578	548	658	673	920	853
Total		1825	1304	3850	3396	3717	3776
Disposed of		1069	497	1127	639	794	828
Remaining		756	807	2723	2757	2923	2948

SIX MONTHS REPORTS-----ONE-JUDGE CIRCUITS
 January 1, 1973 Through June 30, 1973
 July 1, 1973 Through December 31, 1973

Judicial Circuit No.	County	CASES					
		Criminal		Civil		Equity	
		1/1 to 6/30	7/1 to 12/31	1/1 to 6/30	7/1 to 12/31	1/1 to 6/30	7/1 to 12/31
1st							
<u>Choctaw</u>							
Pending at beginning		22	25	134	114	63	103
Filed		32	34	43	77	67	66
Total		54	59	177	191	130	169
Disposed of		29	38	63	66	27	27
Remaining		25	21	114	125	103	142
<u>Clarke</u>							
Pending at beginning		181	137	314	392	87	85
Filed		70	133	247	276	88	82
Total		251	270	561	668	175	167
Disposed of		114	90	169	89	90	68
Remaining		137	180	392	579	85	99
<u>Washington</u>							
Pending at beginning		15	16	135	115	51	45
Filed		34	27	66	88	52	55
Total		49	43	201	203	103	100
Disposed of		33	25	86	68	58	59
Remaining		16	18	115	135	45	41
TOTALS FOR FIRST CIRCUIT							
Pending at beginning		218	178	583	621	201	233
Filed		136	194	356	441	207	203
Total		354	372	939	1062	408	436
Disposed of		176	153	318	223	175	154
Remaining		178	219	621	839	233	282
2nd							
<u>Butler</u>							
Pending at beginning		36	44	51	50	32	33
Filed		37	43	38	46	166	67
Total		73	87	89	96	198	100
Disposed of		29	51	39	59	165	64
Remaining		44	36	50	37	33	36
<u>Crenshaw</u>							
Pending at beginning		19	20	87	79	57	54
Filed		10	14	36	40	53	53
Total		29	34	123	119	110	107
Disposed of		9	16	44	51	56	63
Remaining		20	18	79	68	54	44
<u>Lowndes</u>							
Pending at beginning		19	17	67	61	30	38
Filed		17	15	5	25	22	14
Total		36	32	72	86	52	52
Disposed of		19	18	11	45	14	22
Remaining		17	14	61	41	38	30

SIX MONTHS REPORTS-----ONE-JUDGE CIRCUITS
 January 1, 1973 Through June 30, 1973
 July 1, 1973 Through December 31, 1973

CASES

Judicial Circuit No.	County	Criminal		Civil		Equity	
		1/1 to 6/30	7/1 to 12/31	1/1 to 6/30	7/1 to 12/31	1/1 to 6/30	7/1 to 12/31
		<u>2nd Circuit Cont'd</u>					
<u>TOTALS FOR SECOND CIRCUIT</u>							
Pending at beginning		74	81	205	190	119	125
Filed		64	72	79	111	241	134
Total		138	153	284	301	360	259
Disposed of		57	85	94	155	235	149
Remaining		81	68	190	146	125	110
<u>3rd</u>							
<u>Barbour</u>							
Pending at beginning		24	29	270	267	129	104
Filed		26	37	118	115	117	151
Total		50	66	388	382	246	255
Disposed of		21	26	121	156	142	157
Remaining		29	40	267	226	104	98
<u>Bullock</u>							
Pending at beginning		24	31	52	45	19	23
Filed		20	18	13	24	17	31
Total		44	49	65	69	36	54
Disposed of		13	7	20	17	13	31
Remaining		31	42	45	52	23	23
<u>TOTALS FOR THIRD CIRCUIT</u>							
Pending at beginning		48	60	322	312	148	127
Filed		46	55	131	139	134	182
Total		94	115	453	451	282	309
Disposed of		34	33	141	173	155	188
Remaining		60	82	312	278	127	121
<u>17th</u>							
<u>Greene</u>							
Pending at beginning		18	12	20	30	19	22
Filed		17	15	46	28	19	24
Total		35	27	66	58	38	46
Disposed of		23	14	36	40	16	19
Remaining		12	13	30	18	22	27
<u>Marengo</u>							
Pending at beginning		28	24	115	75	47	68
Filed		53	52	80	61	78	67
Total		81	76	195	136	125	135
Disposed of		57	57	120	55	57	70
Remaining		24	19	75	81	68	65
<u>Sumter</u>							
Pending at beginning		18	31	37	51	37	33
Filed		41	63	35	32	34	41
Total		59	94	72	83	71	74
Disposed of		28	40	21	23	38	45
Remaining		31	54	51	60	33	29

SIX MONTHS REPORTS-----ONE-JUDGE CIRCUITS
 January 1, 1973 Through June 30, 1973
 July 1, 1973 Through December 31, 1973

CASES

Judicial Circuit No.	County	Criminal		Civil		Equity	
		1/1 to 6/30	7/1 to 12/31	1/1 to 6/30	7/1 to 12/31	1/1 to 6/30	7/1 to 12/31
		<u>17th Circuit Cont'd</u>					
<u>TOTALS FOR 17TH CIRCUIT</u>							
Pending at beginning		64	67	172	156	103	123
Filed		111	130	161	121	131	132
Total		175	197	333	277	234	255
Disposed of		108	111	177	118	111	134
Remaining		67	86	156	159	123	121
<u>21st</u>							
<u>Escambia</u>							
Pending at beginning		45	25	278	305	160	177
Filed		65	83	156	168	188	170
Total		110	108	434	473	348	347
Disposed of		85	61	129	134	171	164
Remaining		25	47	305*	339**	177	183
<u>22nd</u>							
<u>Covington</u>							
Pending at beginning		132	139	187	234	227	173
Filed		146	122	126	92	262	205
Total		278	261	313	326	489	378
Disposed of		139	121	79	134	316	233
Remaining		139	140	234	192	173	145
<u>24th</u>							
<u>Fayette</u>							
Pending at beginning		36	28	57	48	55	40
Filed		19	48	33	47	59	77
Total		55	76	90	95	114	117
Disposed of		27	22	42	31	74	68
Remaining		28	54	48	64	40	49
<u>Lamar</u>							
Pending at beginning		18	38	21	23	35	26
Filed		52	48	31	21	50	40
Total		70	86	52	44	85	66
Disposed of		32	38	29	18	59	43
Remaining		38	48	23	26	26	23
<u>Pickens</u>							
Pending at beginning		78	79	36	66	66	35
Filed		31	33	68	38	53	51
Total		109	112	104	104	119	86
Disposed of		30	90	38	64	84	48
Remaining		79	22	66	40	35	38
<u>TOTALS FOR 24TH CIRCUIT</u>							
Pending at beginning		132	145	114	137	156	101
Filed		102	129	132	106	162	168
Total		234	274	246	243	318	269
Disposed of		89	150	109	113	217	159
Remaining		145	124	137	130	101	110

* Includes (80) cases Sheriff has not obtained service
 ** Includes (90) cases Sheriff has not obtained service

SIX MONTHS REPORTS-----ONE-JUDGE CIRCUITS
 January 1, 1973 Through June 30, 1973
 July 1, 1973 Through December 31, 1973

Judicial Circuit No.	County	CASES					
		Criminal		Civil		Equity	
		1/1 to 6/30	7/1 to 12/31	1/1 to 6/30	7/1 to 12/31	1/1 to 6/30	7/1 to 12/31
25th							
<u>Marion</u>							
Pending at beginning		130	149	204	205	98	89
Filed		47	57	80	121	47	53
Total		177	206	284	326	145	142
Disposed of		28	25	79	109	56	71
Remaining		149	181	205	217	89	71
<u>Winston</u>							
Pending at beginning		84	80	237	244	96	114
Filed		36	48	86	116	88	91
Total		120	128	323	360	184	205
Disposed of		40	42	79	110	70	85
Remaining		80	86	244	250	114	120
<u>TOTALS FOR 25TH CIRCUIT</u>							
Pending at beginning		214	229	441	449	194	203
Filed		83	105	166	237	135	144
Total		297	334	607	686	329	347
Disposed of		68	67	158	219	126	156
Remaining		229	267	449	467	203	191
26th							
<u>Russell</u>							
Pending at beginning		22	34	258	195	339	251
Filed		74	63	358	758	455	386
Total		96	97	616	953	794	637
Disposed of		62	67	421	695	543	410
Remaining		34	30	195	258	251	227
28th							
<u>Baldwin</u>							
Pending at beginning		177	160	388	430	324	282
Filed		144	88	475	405	365	406
Total		321	248	863	835	689	688
Disposed of		161	141	433	297	407	387
Remaining		160	107	430	538	282	301
30th							
<u>Blount</u>							
Pending at beginning		112	87	6	272*	80	80
Filed		71	105	43	60	96	93
Total		183	192	49	332	176	173
Disposed of		96	123	41	83	96	115
Remaining		87	69	8	249	80	58
*Corrected figures. Includes 183 cases in which service has not yet been perfected.							
<u>St. Clair-Southern Div.</u>							
Pending at beginning		53	45	109	134	99	99
Filed		27	57	46	48	99	83
Total		80	102	155	182	198	182
Disposed of		35	26	21	61	99	83
Remaining		45	76	134	121	99	99
<u>St. Clair-Northern Div.</u>							
Pending at beginning		17	35	34	52	44	46
Filed		32	28	31	37	44	50
Total		49	63	65	89	88	96
Disposed of		14	26	13	33	42	50
Remaining		35	37	52	56	46	46

SIX MONTHS REPORTS-----ONE-JUDGE CIRCUITS
 January 1, 1973 Through June 30, 1973
 July 1, 1973 Through December 31, 1973

Judicial Circuit No.	County	CASES					
		Criminal		Civil		Equity	
		1/1 to 6/30	7/1 to 12/31	1/1 to 6/30	7/1 to 12/31	1/1 to 6/30	7/1 to 12/31
30th Circuit Cont'd							
<u>TOTALS FOR 30TH CIRCUIT</u>							
Pending at beginning		182	167	149	458	223	225
Filed		130	190	120	145	239	226
Total		312	357	269	603	462	451
Disposed of		145	175	75	177	237	248
Remaining		167	182	194	426	225	203
32nd							
<u>Cullman*</u>							
Pending at beginning		52	57	324	201	214	205
Filed		172	101	113	144	222	228
Total		224	158	437	345	436	433
Disposed		167	117	236	126	231	206
Remaining		57	41	201	219	205	227
*An additional judge was appointed 10/24/73. Cullman will be carried under a two-judge circuit next reporting period.							
33rd							
<u>Dale</u>							
Pending at beginning		71	69	279	257	184	215
Filed		36	41	73	98	109	124
Total		107	110	352	355	293	339
Disposed of		38	48	95	149	78	247
Remaining		69	62	257	206	215	92
<u>Geneva</u>							
Pending at beginning		43	42	203	222	185	166
Filed		19	18	37	38	123	119
Total		62	60	240	260	308	285
Disposed of		20	27	18	34	142	124
Remaining		42	33	222	226	166	161
<u>TOTALS FOR 33RD CIRCUIT</u>							
Pending at beginning		114	111	482	479	369	381
Filed		55	59	110	136	232	243
Total		169	170	592	615	601	624
Disposed of		58	75	113	183	220	371
Remaining		111	95	479	432	381	253
34th							
<u>Franklin</u>							
Pending at beginning		73	52	276	263	111	155
Filed		101	141	137	111	199	181
Total		174	193	413	374	310	336
Disposed of		122	134	150	194	155	225
Remaining		52	59	263	180	155	111
35th							
<u>Conecuh</u>							
Pending at beginning		3	2	85	76	72	69
Filed		31	30	72	69	55	60
Total		34	32	157	145	127	129
Disposed of		32	30	81	77	58	56
Remaining		2	2	76	68	69	73
<u>Monroe</u>							
Pending at beginning		16	10	31	82	63	53
Filed		19	32	139	91	85	87
Total		35	42	170	173	148	140
Disposed of		25	36	88	94	95	78
Remaining		10	6	82	79	53	62

SIX-MONTHS REPORTS-----ONE-JUDGE CIRCUITS
 January 1, 1973 Through June 30, 1973
 July 1, 1973 Through December 31, 1973

Judicial Circuit No.	County	CASES					
		Criminal		Civil		Equity	
		1/1 to 6/30	7/1 to 12/31	1/1 to 6/30	7/1 to 12/31	1/1 to 6/30	7/1 to 12/31
35th Circuit Cont'd							
<u>TOTALS FOR 35TH CIRCUIT</u>							
		19	12	116	158	135	122
Pending at beginning		50	62	211	160	140	147
Filed		69	74	327	318	275	269
Total		57	66	169	171	153	134
Disposed of		12	8	158	147	122	135
Remaining							
36th							
<u>Lawrence</u>							
Pending at beginning		64	50	49	84	55	36
Filed		79	117	100	96	85	108
Total		143	167	149	180	140	144
Disposed of		93	122	65	92	104	80
Remaining		50	45	84	88	36	64
37th							
<u>Lee</u>							
Pending at beginning		51	46	31	60	78	105
Filed		250	90	96	134	157	181
Total		301	136	127	194	235	286
Disposed of		255	109	67	97	130	180
Remaining		46	27	60	97	105	106

SIX MONTHS REPORTS-----TWO-JUDGE CIRCUITS
 January 1, 1973 Through June 30, 1973
 July 1, 1973 Through December 31, 1973

Judicial Circuit No.	County	CASES					
		Criminal		Civil		Equity	
		1/1 to 6/30	7/1 to 12/31	1/1 to 6/30	7/1 to 12/31	1/1 to 6/30	7/1 to 12/31
4th							
<u>Bibb</u>							
Pending at beginning		9	6	43	59	65	60
Filed		22	18	50	43	43	42
Total		31	24	93	102	108	102
Disposed of		25	18	34	47	48	38
Remaining		6	6	59	55	60	64
<u>Dallas</u>							
Pending at beginning		86	76	251*	253	220	208
Filed		62	138	132	126	227	234
Total		148	214	383	379	447	442
Disposed of		72	112	130	98	239	204
Remaining		76	102	253	281	208	238

*Beginning figure changed due to 110 garnishments included in previous period.

SIX-MONTHS REPORTS-----TWO-JUDGE CIRCUITS
 January 1, 1973 Through June 30, 1973
 July 1, 1973 Through December 31, 1973

Judicial Circuit No.	County	CASES					
		Criminal		Civil		Equity	
		1/1 to 6/30	7/1 to 12/31	1/1 to 6/30	7/1 to 12/31	1/1 to 6/30	7/1 to 12/31
4th circuit cont'd							
<u>Hale</u>							
Pending at beginning		37	76	87	111	36	37
Filed		52	32	35	24	22	34
Total		89	108	122	135	58	71
Disposed of		13	37	11	11	21	18
Remaining		76	71	111	124	37	53
<u>Perry</u>							
Pending at beginning		14	14	51*	74	48	43
Filed		20	74	62	35	28	35
Total		34	88	113	109	76	78
Disposed of		20	54	39	60	33	33
Remaining		14	34	74	49	43	45
*One garnishment shown as pending previous reporting period.							
<u>Wilcox</u>							
Pending at beginning		290	286	55	64	12	22
Filed		10	37	72	37	42	25
Total		300	323	127	101	54	47
Disposed of		14	34	63	26	32	27
Remaining		286	289	64	75	22	20
<u>TOTALS FOR 4TH CIRCUIT</u>							
Pending at beginning		436	458	487	561	381	370
Filed		166	299	351	265	362	370
Total		602	757	838	826	743	740
Disposed of		144	255	277	242	373	320
Remaining		458	502	561	584	370	420
9th							
<u>Cherokee</u>							
Pending at beginning		56	71	191	201	344	370
Filed		38	31	29	23	64	58
Total		94	102	220	224	408	428
Disposed of		23	25	19	11	38	269
Remaining		71	77	201	213	370	159
<u>DeKalb</u>							
Pending at beginning		155	165	260	172	455	478
Filed		67	46	86	128	238	246
Total		222	211	346	300	693	724
Disposed of		57	67	174	38	215	249
Remaining		165	144	172	262	478	475
<u>Jackson</u>							
Pending at beginning		282	312	425	406	375	383
Filed		108	125	62	90	205	213
Total		390	437	487	496	580	596
Disposed of		78	112	81	106	197	224
Remaining		312	325	406	390	383	372
<u>TOTALS FOR 9TH CIRCUIT</u>							
Pending at beginning		493	548	876	779	1174	1231
Filed		213	202	177	241	507	517
Total		706	750	1053	1020	1681	1748
Disposed of		158	204	274	155	450	742
Remaining		548	546	779	865	1231	1006

SIX-MONTHS REPORTS-----TWO-JUDGE CIRCUITS
 January 1, 1973 Through June 30, 1973
 July 1, 1973 Through December 31, 1973

CASES

Judicial Circuit No.	County	Criminal		Civil		Equity	
		1/1 to 6/30	7/1 to 12/31	1/1 to 6/30	7/1 to 12/31	1/1 to 6/30	7/1 to 12/31
		11th					
<u>Lauderdale</u>							
Pending at beginning		47	63	414	322	325	341
Filed		229	158	257	230	365	379
Total		276	221	671	552	690	720
Disposed of		213	157	349	166	349	366
Remaining		63	64	322	386	341	354
12th							
<u>Coffee-Elba Div.</u>							
Pending at beginning		11	16	61	54	46	60
Filed		18	23	25	46	60	46
Total		29	39	86	100	106	106
Disposed of		13	22	32	46	46	64
Remaining		16	17	54	54	60	42
<u>Coffee-Enterprise Div.</u>							
Pending at beginning		37	37	132	120	114	116
Filed		35	57	50	67	148	120
Total		72	94	182	187	262	236
Disposed of		35	34	62	104	146	155
Remaining		37	60	120	83	116	81
<u>Pike</u>							
Pending at beginning		25	39	56	76	71	109
Filed		86	15	39	55	91	99
Total		111	54	95	131	162	208
Disposed of		72	25	19	64	53	130
Remaining		39	29	76	67	109	78
<u>TOTALS FOR 12TH CIRCUIT</u>							
Pending at beginning		73	92	249	250	231	285
Filed		139	95	114	168	299	265
Total		212	187	363	418	530	550
Disposed of		120	81	113	214	245	349
Remaining		92	106	250	204	285	201
14th							
<u>Walker</u>							
Pending at beginning		216	249	375	417	491	419
Filed		191	160	163	220	273	218
Total		407	409	538	637	764	637
Disposed of		158	139	121	88	342	551
Remaining		249	270	417	549	422	86
<u>*Less Pending garnishments.</u>							
18th							
<u>Clay</u>							
Pending at beginning		12	4	61	63	32	37
Filed		13	12	56	68	50	51
Total		25	16	117	131	82	88
Disposed of		21	10	54	66	45	45
Remaining		4	6	63	65	37	43
<u>Coosa</u>							
Pending at beginning		2	7	31	46	33	34
Filed		13	42	33	21	57	47
Total		15	49	64	67	90	81
Disposed of		8	41	18	42	56	55
Remaining		7	8	46	25	34	26

SIX-MONTHS REPORTS-----TWO-JUDGE CIRCUITS
 January 1, 1973 Through June 30, 1973
 July 1, 1973 Through December 31, 1973

CASES

Judicial Circuit No.	County	Criminal		Civil		Equity	
		1/1 to 6/30	7/1 to 12/31	1/1 to 6/30	7/1 to 12/31	1/1 to 6/30	7/1 to 12/31
		18th Circuit Cont'd					
<u>Shelby</u>							
Pending at beginning		96*	97	233	227	316	307
Filed		107	59	85	121	201	157
Total		203	156	318	348	517	464
Disposed of		106	108	91	118	210	212
Remaining		97	48	227	230	307	252
<u>*Represents corrected figures.</u>							
<u>TOTALS FOR 18TH CIRCUIT</u>							
Pending at beginning		110	108	325	336	381	378
Filed		133	113	174	210	308	255
Total		243	221	499	546	689	633
Disposed of		135	159	163	226	311	312
Remaining		108	62	336	320	378	321
19th							
<u>Autauga</u>							
Pending at beginning		84	43	88	67	95	105
Filed		71	61	46	55	107	57
Total		155	104	134	122	202	162
Disposed of		112	65	67	21	97	67
Remaining		43	39	67	101	105	95
<u>Chilton</u>							
Pending at beginning		118	61	210	224	71	65
Filed		49	90	62	60	22	17
Total		167	151	272	284	93	82
Disposed of		106	95	48	68	28	22
Remaining		61**	56	224	216	65	60
<u>Elmore</u>							
Pending at beginning		110	85	83	78	134	146
Filed		84	127	49	77	154	169
Total		194	212	132	155	288	315
Disposed of		109	132	54	75	142	211
Remaining		85	80	78	80	146	104
<u>TOTALS FOR 19TH CIRCUIT</u>							
Pending at beginning		312	189	381	369	300	316
Filed		204	278	157	192	283	243
Total		516	467	538	561	583	559
Disposed of		327	292	169	164	267	300
Remaining		189	175	369	397	316	259
20th							
<u>Henry</u>							
Pending at beginning		18	23	36	73	46	51
Filed		20	12	75	42	42	34
Total		38	35	111	115	88	85
Disposed of		15	20	38	73	37	36
Remaining		23	15	73	42	51	49
<u>Houston</u>							
Pending at beginning		76	72	298	319	108	100
Filed		114	188	176	189	84	75
Total		190	260	474	508	192	175
Disposed of		118	141	155	192	92	63
Remaining		72	119	319	316	100	112

**Decrease of Forty-one cases not reported in earlier reports.

SIX-MONTHS REPORTS-----TWO-JUDGE CIRCUITS
 January 1, 1973 Through June 30, 1973
 July 1, 1973 Through December 31, 1973

CASES

Judicial Circuit No.	County	Criminal		Civil		Equity	
		1/1 to 6/30	7/1 to 12/31	1/1 to 6/30	7/1 to 12/31	1/1 to 6/30	7/1 to 12/31
		20th Circuit Cont'd					
<u>TOTALS FOR 20TH CIRCUIT</u>							
Pending at beginning		94	95	334	392	154	151
Filed		134	200	251	231	126	109
Total		228	295	585	623	280	260
Disposed of		133	161	193	265	129	99
Remaining		95	134	392	358	151	161
27th							
<u>Marshall</u>							
Pending at beginning		135	150	511	307	216	234
Filed		208	154	263	423	378	328
Total		343	304	774	730	594	562
Disposed of		193	200	467	380	360	343
Remaining		150	104	307	350	234	219
29th							
<u>Talladega</u>							
Pending at beginning		110	119	229	283	273	244
Filed		116	84	170	169	300	367
Total		226	203	399	452	573	611
Disposed of		107	90	116	126	329	352
Remaining		119	113	283	326	244	259
31st							
<u>Colbert</u>							
Pending at beginning		90	101	678	629	351	240
Filed		92	80	198	197	198	173
Total		182	181	876	826	549	413
Disposed of		81	41	247	226	309	200
Remaining		101	140	629	600	240	213

SIX-MONTHS REPORTS-----THREE-JUDGE CIRCUITS
 January 1, 1973 Through June 30, 1973
 July 1, 1973 Through December 31, 1973

CASES

Judicial Circuit No.	County	Criminal		Civil		Equity	
		1/1 to 6/30	7/1 to 12/31	1/1 to 6/30	7/1 to 12/31	1/1 to 6/30	7/1 to 12/31
		5th					
<u>Chambers</u>							
Pending at beginning		12	16	91	109	160	177
Filed		44	103	128	111	106	115
Total		56	119	219	220	266	292
Disposed of		40	100	110	151	89	227
Remaining		16	19	109	69	177	65
<u>Macon</u>							
Pending at beginning		41	58	146	113	18	54
Filed		36	23	54	96	77	69
Total		77	81	200	209	95	123
Disposed of		19	46	87	95	41	69
Remaining		58	35	113	114	54	54

SIX-MONTHS REPORTS-----THREE-JUDGE CIRCUITS
 January 1, 1973 Through June 30, 1973
 July 1, 1973 Through December 31, 1973

CASES

Judicial Circuit No.	County	Criminal		Civil		Equity	
		1/1 to 6/30	7/1 to 12/31	1/1 to 6/30	7/1 to 12/31	1/1 to 6/30	7/1 to 12/31
		5th Circuit Cont'd					
<u>Randolph</u>							
Pending at beginning		15	9	41	64	33	26
Filed		26	24	74	49	42	69
Total		41	33	115	113	75	95
Disposed of		32	18	51	71	49	80
Remaining		9	15	64	42	26	15
<u>Tallapoosa</u>							
Pending at beginning		20	17	50	58	75	57
Filed		57	75	85	88	121	165
Total		77	92	135	146	196	222
Disposed of		60	72	77	80	139	190
Remaining		17	20	58	66	57	32
<u>TOTALS FOR 5TH CIRCUIT</u>							
Pending at beginning		88	100	328	344	286	314
Filed		163	225	341	344	346	418
Total		251	325	669	688	632	732
Disposed of		151	236	325	397	318	566
Remaining		100	89	344	291	314	166
7th							
<u>Calhoun</u>							
Pending at beginning		305	291	813	589	727	694
Filed		339	368	248	258	527	496
Total		644	659	1061	847	1254	1190
Disposed of		353	143	472	221	560	530
Remaining		291	516	589	626	694	660
<u>Cleburne</u>							
Pending at beginning		72	66	143	142	70	80
Filed		13	33	46	28	50	48
Total		85	99	189	170	120	128
Disposed of		19	24	47	27	40	38
Remaining		66	75	142	143	80	90
<u>TOTALS FOR 7TH CIRCUIT</u>							
Pending at beginning		377	357	956	731	797	774
Filed		352	401	294	286	577	544
Total		729	758	1250	1017	1374	1318
Disposed of		372	167	519	248	600	568
Remaining		357	591	731	769	774	750
8th							
<u>Limestone</u>							
Pending at beginning		65	81	171	194	137	153
Filed		52	84	75	85	60	56
Total		117	165	246	279	197	209
Disposed of		36	83	52	90	44	114
Remaining		81	82	194	189	153	95
<u>Morgan</u>							
Pending at beginning		100	55	1107	1118	307	311
Filed		48	151	163	252	204	258
Total		148	206	1270	1370	511	569
Disposed of		93	110	152	184	200	217
Remaining		55	96	1118	1186	311	352

SIX-MONTHS REPORTS-----THREE-JUDGE CIRCUITS
 January 1, 1973 Through June 30, 1973
 July 1, 1973 Through December 31, 1973

CASES

Judicial Circuit No.	County	Criminal		Civil		Equity	
		1/1 to 6/30	7/1 to 12/31	1/1 to 6/30	7/1 to 12/31	1/1 to 6/30	7/1 to 12/31
		8TH Circuit Cont'd					
<u>TOTALS FOR 8TH CIRCUIT</u>							
Pending at beginning		165	136	1278	1312	444	464
Filed		100	235	238	337	264	314
Total		265	371	1516	1649	708	778
Disposed of		129	193	204	274	244	331
Remaining		136	178	1312	1375	464	447
15th							
<u>Montgomery*</u>							
Pending at beginning		450	517	1250	1995	512	496
Filed		1084	1037	1329	1169	127	125
Total		1534	1554	2579	3164	639	621
Disposed of		1017	979	584	1444	143	160
Remaining		517	575	1995	1720	496	461
16th							
<u>Etowah</u>							
Pending at beginning		1117	834	1183	1185	924	889
Filed		553	478	602	652	574	523
Total		1670	1312	1785	1837	1498	1412
Disposed of		836	594	600	478	609	489
Remaining		834	718	1185	1359	889	923

SIX-MONTHS REPORTS-----FOUR-JUDGE CIRCUITS
 January 1, 1973 Through June 30, 1973
 July 1, 1973 Through December 31, 1973

CASES

Judicial Circuit No.	County	Criminal		Civil		Equity	
		1/1 to 6/30	7/1 to 12/31	1/1 to 6/30	7/1 to 12/31	1/1 to 6/30	7/1 to 12/31
		6th					
<u>Tuscaloosa</u>							
Pending at beginning		**					
Filed		258	226	593***	671	631	670
Total		342	496	527	368	632	619
Disposed of		600	722	1120	1039	1263	1289
Remaining		374	335	449	408	593	692
Remaining		226	387	671	631	670	597
10th							
<u>Jefferson-Bessemer Div.</u>							
Pending at beginning		478	574	762	658	574	587
Filed		428	325	260	436	523	484
Total		906	899	1022	1094	1097	1071
Disposed of		332	328	364	298	510	515
Remaining		574	571	658	796	587	556
<u>Jefferson-B'ham. Div.</u>							
Pending at beginning		2350	2648	5865	5468	1634	1482
Filed		1683	1425	1903	1974	3127	3024
Total		4033	4073	7768	7442	4761	4506
Disposed of		1385	1440	2300	1754	3279	3029
Remaining		2648	2633	5468	5688	1482	1477

SIX-MONTHS REPORTS-----FOUR-JUDGE CIRCUITS
 January 1, 1973 Through June 30, 1973
 July 1, 1973 Through December 31, 1973

CASES

Judicial Circuit No.	County	Criminal		Civil		Equity	
		1/1 to 6/30	7/1 to 12/31	1/1 to 6/30	7/1 to 12/31	1/1 to 6/30	7/1 to 12/31
		10th Circuit Cont'd					
<u>TOTALS OF 10TH CIRCUIT</u>							
Pending at beginning		2828	3222	6627	6126	2208	2069
Filed		2111	1750	2163	2410	3650	3508
Total		4939	4972	8790	8536	5858	5577
Disposed of		1717	1768	2664	2052	3789	3544
Remaining		3222	3204	6126	6484	2069	2033
13th							
<u>Mobile</u>							
Pending at beginning		786	640	2842	2499	4242	3885
Filed		857	750	1339	1230	1776	1653
Total		1643	1390	4181	3729	6018	5538
Disposed of		1003	818	1682	1332	2133	2557
Remaining		640	572	2499	2397	3885	2981
23rd							
<u>Madison</u>							
Pending at beginning		807	883	2757	1485	2948	2567
Filed		529	552	838	743	906	851
Total		1336	1435	3595	2228	3854	3418
Disposed of		453	714	2110	1009	1287	1184
Remaining		883	721	1485	1219	2567	2234

*An additional judge was appointed 10/1/73. Montgomery will be carried under a four-judge circuit next reporting period.

**Corrected Figures

***Previous pending figure included 106 garnishment cases which have been subtracted.

SIX-MONTHS REPORTS-----ONE-JUDGE CIRCUITS
 January 1, 1974 Through June 30, 1974
 July 1, 1974 Through December 31, 1974

CASES

Judicial Circuit No.	County	Criminal		Civil		Equity	
		1/1 to 6/30	7/1 to 12/31	1/1 to 6/30	7/1 to 12/31	1/1 to 6/30	7/1 to 12/31
		1ST					
<u>Choctaw</u>							
Pending at beginning		21	26	125	129	142	125
Filed		68	35	43	44	70	54
Total		89	61	168	173	212	179
Disposed of		63	38	39	38	87	27
Remaining		26	23	129	135	125	152
<u>Clarke</u>							
Pending at beginning		180	241	579	439	99	96
Filed		119	144	213	207	89	104
Total		299	385	792	646	188	200
Disposed of		58	84	353	221	92	90
Remaining		241	301	439	425	96	110
<u>Washington</u>							
Pending at beginning		18	18*	135	135*	41	69*
Filed		44	34	87	91	89	68
Total		62	52	222	226	130	137
Disposed of		31	29	90	69	76	72
Remaining		31	23	132	157	54	65
<u>TOTALS FOR FIRST CIRCUIT</u>							
Pending at beginning		219	285	839	703	282	290
Filed		231	213	343	342	248	226
Total		450	498	1182	1045	530	516
Disposed of		152	151	482	328	255	189
Remaining		298	347	700	717	275	327
2ND							
<u>Butler</u>							
Pending at beginning		36	83	37	65	36	31
Filed		95	64	56	62	77	78
Total		131	147	93	127	113	109
Disposed of		48	87	28	68	82	68
Remaining		83	60	65	59	31	41
<u>Crenshaw</u>							
Pending at beginning		18	8	68	49	44	49
Filed		11	43	36	94	53	57
Total		29	51	104	143	97	106
Disposed of		21	27	55	64	48	55
Remaining		8	24	49	79	49	51
<u>Lowndes</u>							
Pending at beginning		14	16	41	72	30	27*
Filed		16	22	32	32	15	28
Total		30	38	73	104	45	55
Disposed of		14	7	1	18	19	27
Remaining		16	31	72	86	26	28
<u>TOTALS FOR SECOND CIRCUIT</u>							
Pending at beginning		68	107	146	186	110	107
Filed		122	129	124	188	145	163
Total		190	236	270	374	255	270
Disposed of		83	121	84	150	149	150
Remaining		107	115	186	224	106	120

238

SIX-MONTHS REPORTS-----ONE-JUDGE CIRCUITS
 January 1, 1974 Through June 30, 1974
 July 1, 1974 Through December 31, 1974

CASES

Judicial Circuit No.	County	Criminal		Civil		Equity	
		1/1 to 6/30	7/1 to 12/31	1/1 to 6/30	7/1 to 12/31	1/1 to 6/30	7/1 to 12/31
		3RD					
<u>Barbour</u>							
Pending at beginning		40	38	226	156	98	70
Filed		61	51	153	186	117	229
Total		101	89	379	342	215	299
Disposed of		63	59	223	214	145	140
Remaining		38	30	156	128	70	159
<u>Bullock</u>							
Pending at beginning		42	49	52	54	23	29
Filed		19	51	39	68	16	41
Total		61	100	91	122	39	70
Disposed of		12	22	37	13	10	38
Remaining		49	78	54	109	29	32
<u>TOTALS FOR THIRD CIRCUIT</u>							
Pending at beginning		82	87	278	210	121	99
Filed		80	102	192	254	133	270
Total		162	189	470	464	254	369
Disposed of		75	81	260	227	155	178
Remaining		87	108	210	237	99	191
17TH							
<u>Greene</u>							
Pending at beginning		13	19*	18	19	27	19
Filed		31	33	41	33	10	22
Total		44	52	59	52	37	41
Disposed of		26	29	40	29	18	36
Remaining		18	23	19	23	19	5
<u>Marengo</u>							
Pending at beginning		19	21	81	90	65	91
Filed		46	65	76	74	75	64
Total		65	86	157	164	140	155
Disposed of		44	46	67	77	49	92
Remaining		21	40	90	87	91	63
<u>Sumter</u>							
Pending at beginning		54	62	60	81	29	56
Filed		35	52	30	42	53	55
Total		89	114	90	123	82	111
Disposed of		27	34	9	16	26	55
Remaining		62	80	81	107	56	56
<u>TOTALS FOR 17TH CIRCUIT</u>							
Pending at beginning		86	102	159	190	121	166
Filed		112	150	147	149	138	141
Total		198	252	306	339	259	307
Disposed of		97	109	116	122	93	183
Remaining		101	143	190	217	166	124
21ST							
<u>Escambia</u>							
Pending at beginning		47	93	339	291	183	205
Filed		154	126	157	169	178	170
Total		201	219	496	460	361	375
Disposed of		108	122	205	178	156	214
Remaining		93	97	291**	282***	205	161

**Includes (43) cases Sheriff has not obtained service
 ***Includes (63) " " " " " "

SIX-MONTHS REPORTS-----ONE-JUDGE CIRCUITS
 January 1, 1974 Through June 30, 1974
 July 1, 1974 Through December 31, 1974

SIX-MONTHS REPORTS-----ONE-JUDGE CIRCUITS
 January 1, 1974 Through June 30, 1974
 July 1, 1974 Through December 31, 1974

Judicial Circuit No.	County	CASES					
		Criminal		Civil		Equity	
		1/1 to 6/30	7/1 to 12/31	1/1 to 6/30	7/1 to 12/31	1/1 to 6/30	7/1 to 12/31
22ND							
<u>Covington</u>							
Pending at beginning		140	220	192	217	145	139
Filed		155	175	78	100	194	176
Total		295	395	270	317	339	315
Disposed of		75	236	53	64	200	183
Remaining		220	159	217	253	139	132
24TH							
<u>Fayette</u>							
Pending at beginning		54	50	64	83	49	50
Filed		45	49	61	43	66	68
Total		99	99	125	126	115	118
Disposed of		49	41	42	38	65	70
Remaining		50	58	83	88	50	48
<u>Lamar</u>							
Pending at beginning		48	46	26	32	23	25
Filed		25	34	35	39	45	49
Total		73	80	61	71	68	74
Disposed of		27	45	29	41	43	47
Remaining		46	35	32	30	25	27
<u>Pickens</u>							
Pending at beginning		22	27	40	69	38	46
Filed		22	27	65	57	61	59
Total		44	54	105	126	99	105
Disposed of		17	22	36	68	53	65
Remaining		27	32	69	58	46	40
TOTALS FOR 24TH CIRCUIT							
Pending at beginning		124	123	130	184	110	121
Filed		92	110	161	139	172	176
Total		216	233	291	323	282	297
Disposed of		93	108	107	147	161	182
Remaining		123	125	184	176	121	115
25TH							
<u>Marion</u>							
Pending at beginning		181	116	217	251	71	86
Filed		62	94	106	85	64	54
Total		243	210	323	336	135	140
Disposed of		127	38	72	68	49	62
Remaining		116	172	251	268	86	78
<u>Winston</u>							
Pending at beginning		86	101	250	234	120	117
Filed		35	35	90	88	94	98
Total		121	136	340	322	214	215
Disposed of		20	58	106	91	97	61
Remaining		101	78	234	231	117	154

240

Judicial Circuit No.	County	CASES					
		Criminal		Civil		Equity	
		1/1 to 6/30	7/1 to 12/31	1/1 to 6/30	7/1 to 12/31	1/1 to 6/30	7/1 to 12/31
TOTALS FOR 25TH CIRCUIT							
Pending at beginning		267	217	467	485	191	203
Filed		97	129	196	173	158	152
Total		364	346	663	658	349	355
Disposed of		147	96	178	159	146	123
Remaining		217	250	485	499	203	232
*26TH							
<u>Russell</u>							
Pending at beginning		30	36	258	334	227	237
Filed		99	117	986	1024	306	370
Total		129	153	1244	1358	533	607
Disposed of		93	122	910	890	296	356
Remaining		36	31	334	468	237	251
*28TH							
<u>Baldwin</u>							
Pending at beginning		107	126	538	433	301	380
Filed		172	178	365	398	452	458
Total		279	304	903	831	753	838
Disposed of		153	154	470	362	373	521
Remaining		126	150	433	469	380	317
33RD							
<u>Dale</u>							
Pending at beginning		62	53	206	230	92	153
Filed		55	123	115	216	160	169
Total		117	176	321	446	252	322
Disposed of		64	81	91	161	99	163
Remaining		53	95	230	285	153	159
<u>Geneva</u>							
Pending at beginning		33	30	226	233	161	182
Filed		30	48	39	75	90	95
Total		63	78	265	308	251	277
Disposed of		33	44	32	38	69	65
Remaining		30	34	233	270	182	212
TOTALS FOR 33RD CIRCUIT							
Pending at beginning		95	83	432	463	253	335
Filed		85	171	154	291	250	264
Total		180	254	586	754	503	599
Disposed of		97	125	123	199	168	228
Remaining		83	129	463	555	335	371
34TH							
<u>Franklin</u>							
Pending at beginning		59	24	180	127	111	120
Filed		109	80	158	148	174	165
Total		168	104	338	275	285	285
Disposed of		144	64	211	131	165	132
Remaining		24	40	127	144	120	153

*The 26th and 28th circuits will be carried under Two-Judge Circuits next six-month period.

SIX-MONTH REPORTS-----ONE-JUDGE CIRCUITS
 January 1, 1974 Through June 30, 1974
 July 1, 1974 Through December 31, 1974

CASES

Judicial Circuit No.	County	Criminal		Civil		Equity	
		1/1 to 6/30	7/1 to 12/31	1/1 to 6/30	7/1 to 12/31	1/1 to 6/30	7/1 to 12/31
		35TH					
<u>Conceh</u>							
Pending at beginning		2	7	68	69	73	59
Filed		43	15	65	58	50	55
Total		45	22	133	127	123	114
Disposed of		38	14	64	77	64	69
Remaining		7	8	69	50	59	45
<u>Monroe</u>							
Pending at beginning		6	16	79	83	62	75
Filed		49	37	114	85	108	99
Total		55	53	193	168	170	174
Disposed of		39	32	110	91	95	86
Remaining		16	21	83	77	75	88
<u>TOTALS FOR 35TH CIRCUIT</u>							
Pending at beginning		8	23	147	152	135	134
Filed		92	52	179	143	158	154
Total		100	75	326	295	293	288
Disposed of		77	46	174	168	159	155
Remaining		23	29	152	127	134	133
36TH							
<u>Lawrence</u>							
Pending at beginning		45	40	88	134	64	109
Filed		99	148	121	144	154	110
Total		144	188	209	278	218	219
Disposed of		104	122	75	100	109	149
Remaining		40	66	134	178	109	70
38TH							
<u>Jackson</u>							
Pending at beginning		325	201	390	270	372	378
Filed		178	167	104	107	219	239
Total		503	368	494	377	591	617
Disposed of		302	174	224	172	213	219
Remaining		201	194	270	205	378	398

SIX-MONTHS REPORTS-----TWO-JUDGE CIRCUITS
 January 1, 1974 Through June 30, 1974
 July 1, 1974 Through December 31, 1974

CASES

Judicial Circuit No.	County	Criminal		Civil		Equity	
		1/1 to 6/30	7/1 to 12/31	1/1 to 6/30	7/1 to 12/31	1/1 to 6/30	7/1 to 12/31
		4TH					
<u>Bibb</u>							
Pending at beginning		6	9	55	55	64	52
Filed		15	32	37	50	44	61
Total		21	41	92	105	108	113
Disposed of		12	20	37	66	56	55
Remaining		9	21	55	39	52	58

SIX-MONTHS REPORTS-----TWO-JUDGE CIRCUITS
 January 1, 1974 Through June 30, 1974
 July 1, 1974 Through December 31, 1974

CASES

Judicial Circuit No.	County	Criminal		Civil		Equity	
		1/1 to 6/30	7/1 to 12/31	1/1 to 6/30	7/1 to 12/31	1/1 to 6/30	7/1 to 12/31
		4TH CIRCUIT CONT'D					
<u>Dallas</u>							
Pending at beginning		102	97	322*	364	238	277
Filed		109	167	159	203	263	256
Total		211	264	481	567	501	533
Disposed of		114	138	117	174	224	262
Remaining		97	126	364	393	277	271
<u>Hale</u>							
Pending at beginning		71	67	124	153	53	61
Filed		31	30	32	40	29	60
Total		102	97	156	193	82	121
Disposed of		35	29	3	19	21	33
Remaining		67	68	153	174	61	88
<u>Perry</u>							
Pending at beginning		34	12	49	37	45	42*
Filed		43	31	42	58	42	39
Total		77	43	91	95	87	81
Disposed of		65	34	54	22	46	31
Remaining		12	9	37	73	41	50
*Corrected figure							
<u>Wilcox</u>							
Pending at beginning		289	282	75	78	20	27
Filed		31	62	44	35	40	25
Total		320	344	119	113	60	52
Disposed of		38	306	41	43	33	14
Remaining		282	38	78	70	27	38
<u>TOTALS FOR 4TH CIRCUIT</u>							
Pending at beginning		502	467	625	687	420	459
Filed		229	322	314	386	418	441
Total		731	789	939	1073	838	900
Disposed of		264	527	252	324	380	395
Remaining		467	262	687	749	458	505
9TH							
<u>Cherokee</u>							
Pending at beginning		77	83	213	251	159	180
Filed		39	20	45	44	73	71
Total		116	103	258	295	232	251
Disposed of		33	21	7	10	52	45
Remaining		83	82	251	285	180	206
<u>DeKalb</u>							
Pending at beginning		144	167	262	385	475	534
Filed		41	118	155	165	245	253
Total		185	285	417	550	720	787
Disposed of		18	22	32	53	186	315
Remaining		167	263	385	497	534	472
<u>TOTALS FOR 9TH CIRCUIT</u>							
Pending at beginning		221	250	475	636	634	714
Filed		80	138	200	209	318	324
Total		301	388	675	845	952	1038
Disposed of		51	43	39	63	238	360
Remaining		250	345	636	782	714	678

CASES

Judicial Circuit No.	County	Criminal		Civil		Equity	
		1/1 to 6/30	7/1 to 12/31	1/1 to 6/30	7/1 to 12/31	1/1 to 6/30	7/1 to 12/31
		11TH					
<u>Lauderdale</u>							
Pending at beginning		64	74	386	376	354	342
Filed		154	206	215	257	376	390
Total		218	280	601	633	730	732
Disposed of		144	204	225	268	388	348
Remaining		74	76	376	365	342	384
12TH							
<u>Coffee-Elba Div.</u>							
Pending at beginning		17	19	54	57	42	51
Filed		26	28	41	42	56	55
Total		43	47	95	99	98	106
Disposed of		24	28	38	38	47	67
Remaining		19	19	57	61	51	39
<u>Coffee-Enterprise Div.</u>							
Pending at beginning		60	40	83	91	81	82
Filed		31	23	72	95	132	162
Total		91	63	155	186	213	244
Disposed of		51	44	64	99	131	165
Remaining		40	19	91	87	82	79
<u>Pike</u>							
Pending at beginning		29	33	67	69	78	114
Filed		61	47	50	74	89	87
Total		90	80	117	143	167	201
Disposed of		57	58	48	85	53	140
Remaining		33	22	69	58	114	61
TOTALS FOR 12TH CIRCUIT							
Pending at beginning		106	92	204	217	201	247
Filed		118	98	163	211	277	304
Total		224	190	367	428	478	551
Disposed of		132	130	150	222	231	372
Remaining		92	60	217	206	247	179
14TH							
<u>Walker</u>							
Pending at beginning		270	257*	549	748*	280**	295
Filed		148	173	141	162	200	208
Total		418	430	690	910	480	503
Disposed of		201	154	166	236	185	366
Remaining		217	276	524	674	295	137
*Corrected figures **Corrected figures per uniform reporting procedure							
18TH							
<u>Clay</u>							
Pending at beginning		6	4	65	120	43	49
Filed		5	21	109	59	46	59
Total		11	25	174	179	89	108
Disposed of		7	15	54	150	40	97
Remaining		4	10	120	29	49	11

CASES

Judicial Circuit No.	County	Criminal		Civil		Equity	
		1/1 to 6/30	7/1 to 12/31	1/1 to 6/30	7/1 to 12/31	1/1 to 6/30	7/1 to 12/31
		18TH CIRCUIT CONT'D					
<u>Coosa</u>							
Pending at beginning		8	7	25	25	26	26
Filed		3	42	16	22	60	60
Total		11	49	41	47	86	86
Disposed of		4	45	16	26	60	63
Remaining		7	4	25	21	26	23
<u>Shelby</u>							
Pending at beginning		48	146	230	268	252	296
Filed		154	98	139	140	203	186
Total		202	244	369	408	455	482
Disposed of		56	131	101	112	159	196
Remaining		146	113	268	296	296	286
TOTALS FOR 18TH CIRCUIT							
Pending at beginning		62	157	320	413	321	371
Filed		162	161	264	221	309	305
Total		224	318	584	634	630	676
Disposed of		67	191	171	288	259	356
Remaining		157	127	413	346	371	320
19TH							
<u>Autauga</u>							
Pending at beginning		39	41	101	141	95	75
Filed		51	104	114	80	87	99
Total		90	145	215	221	182	174
Disposed of		49	72	74	92	107	86
Remaining		41	73	141	129	75	88
<u>Chilton</u>							
Pending at beginning		56	43	216	231	60	65
Filed		66	94	72	85	37	46
Total		122	137	288	316	97	111
Disposed of		79	72	57	122	32	48
Remaining		43	65	231	194	65	63
<u>Elmore</u>							
Pending at beginning		80	90	80	76	104	106
Filed		121	276	70	99	168	208
Total		201	366	150	175	272	314
Disposed of		111	209	74	95	166	197
Remaining		90	157	76	80	106	117
TOTALS FOR 19TH CIRCUIT							
Pending at beginning		175	174	397	448	259	246
Filed		238	474	256	264	292	353
Total		413	648	653	712	551	599
Disposed of		239	353	205	309	305	331
Remaining		174	295	448	403	246	268
20TH							
<u>Henry</u>							
Pending at beginning		15	19	42	36	49	43
Filed		25	28	28	45	30	40
Total		40	47	70	81	79	83
Disposed of		21	29	34	46	36	53
Remaining		19	18	36	35	43	30

SIX-MONTHS REPORTS-----TWO-JUDGE CIRCUITS
 January 1, 1974 Through June 30, 1974
 July 1, 1974 Through December 31, 1974

CASES

Judicial Circuit No.	County	Criminal		Civil		Equity	
		1/1 to 6/30	7/1 to 12/31	1/1 to 6/30	7/1 to 12/31	1/1 to 6/30	7/1 to 12/31

20TH CIRCUIT CONT'D

County	Criminal	Civil	Equity
<u>Houston</u>			
Pending at beginning	119	316	112
Filed	254	277	139
Total	373	603	255
Disposed of	244	315	122
Remaining	129	288	133

TOTALS FOR 20TH CIRCUIT

County	Criminal	Civil	Equity
Pending at beginning	134	358	161
Filed	279	322	182
Total	413	684	338
Disposed of	265	361	175
Remaining	148	323	163

27TH

County	Criminal	Civil	Equity
<u>Marshall</u>			
Pending at beginning	104	350	219
Filed	243	425	292
Total	347	769	499
Disposed of	196	398	293
Remaining	151	371	206

*Corrected figure

29TH

County	Criminal	Civil	Equity
<u>Talladega</u>			
Pending at beginning	113	326	259
Filed	86	176	379
Total	199	502	638
Disposed of	101	159	247
Remaining	98	371	391

30TH

County	Criminal	Civil	Equity
<u>Blount</u>			
Pending at beginning	47*	249	58
Filed	65	79	125
Total	112	328	183
Disposed of	59	52	126
Remaining	53	276*	68

*Corrected figures

St. Clair - Southern Div.

County	Criminal	Civil	Equity
Pending at beginning	76	121	99
Filed	51	37	112
Total	127	158	211
Disposed of	60	53	125
Remaining	67	105	86

St. Clair - Northern Div.

County	Criminal	Civil	Equity
Pending at beginning	37	56	46
Filed	35	47	49
Total	72	103	95
Disposed of	48	42	42
Remaining	24	61	53

SIX-MONTHS REPORTS-----TWO-JUDGE CIRCUITS
 January 1, 1974 Through June 30, 1974
 July 1, 1974 Through December 31, 1974

CASES

Judicial Circuit No.	County	Criminal		Civil		Equity	
		1/1 to 6/30	7/1 to 12/31	1/1 to 6/30	7/1 to 12/31	1/1 to 6/30	7/1 to 12/31

30TH CIRCUIT CONT'D

TOTALS FOR 30TH CIRCUIT

County	Criminal	Civil	Equity
Pending at beginning	160	426	203
Filed	151	163	286
Total	311	589	489
Disposed of	167	147	293
Remaining	144	442	196

31ST

County	Criminal	Civil	Equity
<u>Colbert</u>			
Pending at beginning	140	600	213
Filed	148	208	220
Total	288	808	433
Disposed of	61	209	177
Remaining	227	599	256

32ND

County	Criminal	Civil	Equity
<u>Cullman</u>			
Pending at beginning	41	219	227
Filed	133	114	256
Total	174	333	483
Disposed of	113	101	219
Remaining	61	230	264

37TH

County	Criminal	Civil	Equity
<u>Lee</u>			
Pending at beginning	27	97	106
Filed	300	141	152
Total	327	238	336
Disposed of	266	176	170
Remaining	61	62	166

SIX-MONTHS REPORTS-----THREE JUDGE CIRCUITS
 January 1, 1974 Through June 30, 1974
 July 1, 1974 Through December 31, 1974

CASES

Judicial Circuit No.	County	Criminal		Civil		Equity	
		1/1 to 6/30	7/1 to 12/31	1/1 to 6/30	7/1 to 12/31	1/1 to 6/30	7/1 to 12/31

5TH

County	Criminal	Civil	Equity
<u>Chambers</u>			
Pending at beginning	19	69	65
Filed	100	88	148
Total	119	157	213
Disposed of	51	82	130
Remaining	68	75	83

Macon

County	Criminal	Civil	Equity
Pending at beginning	35	114	54
Filed	29	81	89
Total	64	195	143
Disposed of	58	103	61
Remaining	6	92	82

SIX-MONTHS REPORTS-----THREE-JUDGE CIRCUITS
 January 1, 1974 Through June 30, 1974
 July 1, 1974 Through December 31, 1974

CASES

Judicial Circuit No.	County	Criminal		Civil		Equity	
		1/1 to 6/30	7/1 to 12/31	1/1 to 6/30	7/1 to 12/31	1/1 to 6/30	7/1 to 12/31
5TH CIRCUIT CONT'D							
<u>Randolph</u>							
Pending at beginning		15	9	42	36	15	22
Filed		24	31	55	60	94	65
Total		39	40	97	96	109	87
Disposed of		30	35	61	49	87	66
Remaining		9	5	36	47	22	21
<u>Tallapoosa</u>							
Pending at beginning		20	24	66	98	32	69
Filed		52	85	96	90	144	169
Total		72	109	162	188	176	238
Disposed of		48	87	64	84	107	162
Remaining		24	22	98	104	69	76
<u>TOTALS FOR 5TH CIRCUIT</u>							
Pending at beginning		89	107	291	301	166	256
Filed		205	247	320	324	475	395
Total		294	354	611	625	641	651
Disposed of		187	245	310	303	385	387
Remaining		107	109	301	322	256	264
7TH							
<u>Calhoun</u>							
Pending at beginning		516	310	626	648	660	619
Filed		328	436	334	373	571	582
Total		844	746	960	1021	1231	1201
Disposed of		534	327	312	313	612	765
Remaining		310	419	648	708	619	436
<u>Gleburne</u>							
Pending at beginning		75	54	143	165	90	101
Filed		8	31	43	46	44	52
Total		83	85	186	211	134	153
Disposed of		29	51	21	107	33	65
Remaining		54	34	165	104	101	88
<u>TOTALS FOR 7TH CIRCUIT</u>							
Pending at beginning		591	364	769	813	750	720
Filed		336	467	377	419	615	634
Total		927	831	1146	1232	1365	1354
Disposed of		563	378	333	420	645	830
Remaining		364	453	813	812	720	524
8TH							
<u>Limestone</u>							
Pending at beginning		82	73	189	228	96	120
Filed		45	46	120	127	85	79
Total		127	119	309	355	181	199
Disposed of		54	43	81	83	61	72
Remaining		73	76	228	272	120	127
<u>Morgan</u>							
Pending at beginning		96	88	1186	1004	352	412
Filed		182	181	272	281	303	300
Total		278	269	1458	1285	655	712
Disposed of		190	138	454	437	243	306
Remaining		88	131	1004	848	412	406

SIX-MONTHS REPORTS-----THREE-JUDGE CIRCUITS
 January 1, 1974 Through June 30, 1974
 July 1, 1974 Through December 31, 1974

CASES

Judicial Circuit No.	County	Criminal		Civil		Equity	
		1/1 to 6/30	7/1 to 12/31	1/1 to 6/30	7/1 to 12/31	1/1 to 6/30	7/1 to 12/31
8TH CIRCUIT CONT'D							
<u>TOTALS FOR 8TH CIRCUIT</u>							
Pending at beginning		178	161	1375	1232	448	532
Filed		227	227	392	408	388	379
Total		405	388	1767	1640	836	911
Disposed of		244	181	535	520	304	378
Remaining		161	207	1232	1120	532	533
16TH							
<u>Etowah</u>							
Pending at beginning		718	929	1359	1395	923	1067
Filed		586	394	649	802	599	630
Total		1304	1323	2008	2197	1522	1697
Disposed of		375	489	613	717	455	707
Remaining		929	834	1395	1480	1067	990
SIX-MONTHS REPORTS-----FOUR OR MORE-JUDGE CIRCUITS January 1, 1974 Through June 30, 1974 July 1, 1974 Through December 31, 1974							
<u>CASES</u>							
Judicial Circuit No.	County	Criminal		Civil		Equity	
		1/1 to 6/30	7/1 to 12/31	1/1 to 6/30	7/1 to 12/31	1/1 to 6/30	7/1 to 12/31
6TH							
<u>Tuscaloosa</u>							
Pending at beginning		387	418	631	615	597	578
Filed		509	658	398	470	618	660
Total		896	1076	1029	1085	1215	1238
Disposed of		478	449	414	421	637	651
Remaining		418	627	615	664	578	587
10TH							
<u>Jefferson-Bessemer Div.</u>							
Pending at beginning		571	466	796	815	573*	601
Filed		485	557	352	385	623	585
Total		1056	1023	1148	1200	1196	1186
Disposed of		590	438	333	384	595	637
Remaining		466	585	815	816	601	549
<u>Jefferson-Birmingham Div.</u>							
Pending at beginning		2633	2308	5688	5562	1477	1760
Filed		1691	1907	2287	2265	3352	3252
Total		4324	4215	7975	7827	4829	5012
Disposed of		2016	2727	2413	2999	3069	3049
Remaining		2308	1488	5562	4828	1760	1963
<u>TOTALS FOR 10TH CIRCUIT</u>							
Pending at beginning		3204	2774	6484	6377	2050	2361
Filed		2176	2464	2639	2650	3975	3837
Total		5380	5238	9123	9027	6025	6198
Disposed of		2606	3165	2746	3383	3664	3686
Remaining		2774	2073	6377	5644	2361	2512

SIX-MONTHS REPORTS-----FOUR OR MORE-JUDGE CIRCUITS
 January 1, 1974 Through June 30, 1974
 July 1, 1974 Through December 31, 1974

CASES

Judicial Circuit No.	County	Criminal		Civil		Equity	
		1/1	7/1	1/1	7/1	1/1	7/1
		to 6/30	to 12/31	to 6/30	to 12/31	to 6/30	to 12/31
13TH							
<u>Mobile</u>							
Pending at beginning		572	354	2397	2162*	2981	3097
Filed		866	708	1243	1373	1719	1763
Total		1438	1062	3640	3535	4700	4860
Disposed of		1084	702	1447	1244	1603	1934
Remaining		354	360	2193	2291	3097	2926
*Corrected figures							
15TH							
<u>Montgomery</u>							
Pending at beginning		575	742	1720	1785	461	419
Filed		1205	1233	1344	1548	123	122
Total		1780	1975	3064	3333	584	541
Disposed of		1038	1100	1279	1358	165	190
Remaining		742	875	1785	1975	419	351
23RD							
<u>Madison</u>							
Pending at beginning		721	717	1219	1303	2234	2316
Filed		461	831	764	831	934	826
Total		1182	1548	1983	2134	3168	3142
Disposed of		465	834	680	925	852	804
Remaining		717	714*	1303	1209	2316	2338

*Includes 205 appeal cases from the City of Huntsville

END