



00360

FISCAL 1966-1968

plete List of Project Awards
der The Law Enforcement
Assistance Act of 1965

GRANTS AND CONTRACTS AWARDED
UNDER THE
LAW ENFORCEMENT ASSISTANCE ACT OF 1965

FISCAL YEAR 1966

FISCAL YEAR 1967

FISCAL YEAR 1968

The Law Enforcement Assistance Act of 1965, Public Law 89-197, was repealed June 19, 1968 by Title I of the Omnibus Crime Control and Safe Streets Act of 1968, Public Law 90-351.

Law Enforcement Assistance Administration
U.S. Department of Justice
Washington, D.C. 20537

Table of Contents

Introduction	i
Grants and Contracts Awarded Under the Law Enforcement Assistance Act of 1965	1
Fiscal 1966: December 1, 1965 through June 30, 1966	13
I Law Enforcement - Education and Training	15
II Law Enforcement - Operations Improvement	18
III Corrections	23
IV Criminal Justice	25
V General Studies and Crime Prevention	26
VI Special Programs	27
A State Planning Committees in Criminal Administration	27
B Police Science Degree Development	27
C State Law Enforcement Standards and Training Commissions	27
Fiscal 1967: July 1, 1966 through June 30, 1967	29
I Law Enforcement - Education and Training	31
II Law Enforcement - Operations Improvement	35
III Corrections	38
IV Criminal Justice	40
V General Studies and Crime Prevention	41
VI Special Programs	42
A State Planning Committees in Criminal Administration	42
B Police Science Degree Development	44
C State Law Enforcement Standards and Training Commissions	47
D Police-Community Relations Planning and Development in Metropolitan Police Departments	50
E State-wide In-Service Training for Correctional Personnel	55
VII Technical Assistance, Dissemination etc.	57

Fiscal 1968: July 1, 1967 through June 19, 1968	59
I Law Enforcement - Education and Training	61
II Law Enforcement - Operations Improvement	63
III Corrections	66
IV Criminal Justice	68
V General Studies and Crime Prevention	70
VI Special Programs	71
A State Planning Committees in Criminal Administration	71
B Police Science Degree Development	74
C State Law Enforcement Standards and Training Commissions	77
D Police-Community Relations Planning and Development in Metropolitan Police Departments	79
E State-wide In-Service Training for Correctional Personnel	81
F Planning and Research Units in Medium Sized Police Departments	84
VII Technical Assistance, Dissemination etc.	86
Table A - Grants and Contracts by Number	87
Table B - Grants and Contracts by Location	90
Table C - Special Grant Programs	94
Table D - Police Agencies Assisted Under the Special LEAA-IACP Sight-Sound Training Program for Smaller Departments	98

INTRODUCTION

Under the Law Enforcement Assistance Act program, which began November 1, 1965 and concluded June 19, 1968, Federal support was awarded to 359 separate projects. These projects included training, research and demonstration efforts to prevent and control crime; to improve law enforcement, corrections, courts and other criminal justice agencies; and to assist these agencies in recruiting and upgrading personnel. In all, 426 grants and contracts totaling \$20.6 million, including supplemental awards, were approved by the Attorney General during the life of the LEA Act.

On June 19, 1968, the President signed into law the legislation that repeals and supersedes the LEA Act. This new law, the Omnibus Crime Control and Safe Streets Act of 1968, provides a broader program of Federal assistance to criminal justice. The new program, also within the Department of Justice, is under the general authority of the Attorney General and is directed by the Law Enforcement Assistance Administration.

The Law Enforcement Assistance Act of 1965

The Law Enforcement Assistance Act was signed by President Johnson on September 22, 1965. It was designed to foster new approaches, new capabilities, and new resources for dealing with crime and criminals through a modest and experimental program of Federal aid. The Act authorized the Attorney General to make grants to, or contracts with, public or private non-profit agencies to improve training of personnel,

advance the capabilities of law enforcement bodies, and assist in the prevention and control of crime. The Act also authorized the Attorney General to conduct studies, render technical assistance, evaluate the effectiveness of programs undertaken, and disseminate knowledge gained as a result of such projects. Police, courts, corrections, and other mechanisms for the prevention and control of crime were within its scope.

Appropriations of \$7.249, \$7.25, and \$7.50 million, respectively, were approved by the Congress for the three fiscal years (fiscal 1966-68) during which the Act was in effect. Administration was by the Office of Law Enforcement Assistance, established by the Attorney General and responsible to him.

Additional information on the LEA program and its accomplishments may be found in the Third Annual Report to the President and the Congress on Activities Under the Law Enforcement Assistance Act of 1965 (April 1, 1968).

Data on Grant and Contract Awards

The first grant award was made in December 1965, just six weeks after approval of the LEA Act's initial appropriation. As of June 19, 1968, support had been extended to the 359 separate projects which are described in this report.

Awards were made to grantees or contractors in all 50 states, the District of Columbia, the Virgin Islands, Puerto Rico and Guam. The

average duration of grants and contracts was 13 months, and the average award amount was \$48,254.*

The following tables show distribution of LEA Act funds by fiscal year, by substantive field, by project type, and by type of grantee:

Table I - Expenditure by Fiscal Year

	<u>Fiscal</u> <u>1966</u>	<u>Fiscal</u> <u>1967</u>	<u>Fiscal</u> <u>1968</u>	<u>Total</u>
Funds (in Millions)	\$ 6.96	\$ 6.66	\$ 6.94	\$20.56
No. Projects Supported	83	167	109	359
No. Awards	83	176	167	426

Table II - Substantive Field

	<u>% of Awards</u>	<u>% of Funds</u>	<u>Millions</u>
Law Enforcement - Police	61	63	12.97
Corrections - Probation, Parole and Correctional Institutions	16	15	3.04
Criminal Justice - Courts and Prosecution	5	8	1.61
General Studies, Planning, Crime Prevention and Dissemination (including state planning com- mittees in criminal administra- tion)	18	14	2.94
	<hr/>		
	100%		20.56

* Averages have been determined on a project basis, combining initial and any supplemental or continuation awards for the same project and excluding dissemination or technical assistance outlays not involving any project effort (e.g. printing of reports by the Government Printing Office).

Table III - Nature of Project

	<u>% of Awards</u>	<u>% of Funds</u>	<u>Millions</u>
Training	46	38	7.86
Operations Improvement	36	48	9.76
General Studies, Planning, Crime Prevention and Dissemination (including state planning com- mittees in criminal admin.)	18	14	2.94
	<hr/>		
	100%		20.56

Table IV - Type of Grantee

	<u>% of Awards</u>	<u>% of Funds</u>	<u>Millions</u>
Governmental(state, local, county)	55	51	10.44
Educational(colleges and universities)	28	28	5.83
Private agency(research organizations, professional associations)	17	21	4.29
	<hr/>		
	100%		20.56

Table V - Type of Activity

	<u>Millions</u>
Training - Law Enforcement - General Recruit and In-Service	\$ 2.5
Training - Law Enforcement - Command and Management	1.1
Training - Law Enforcement - Special Subject	.8
Training - Law Enforcement - Higher Education (police science degree and fellowship grants)	1.4
Training - Corrections (All Levels)	1.7
Training - Criminal Justice (All Levels)	.4
Operations - Law Enforcement - General	2.5
Operations - Law Enforcement - Information and Communications System Development	2.4
Operations - Law Enforcement - Scientific and Technological Research	1.5
Operations - Law Enforcement - Community Relations and Public Support	.9
Operations - Corrections	1.4
Operations - Criminal Justice	1.1
General Studies, Planning, Crime Prevention and Dissemination (including state planning committees in criminal admin.)	2.9
	<hr/>
Total:	\$20.6

As indicated in Table III, the largest percentage of funds and grants was for general training and operational improvement. Awards under the six LEA special grant programs, however, accounted for a substantial amount of activity, as shown in the following breakdown:

	<u>No. of Grants</u>
(a) General training, operations improvement, and study grants (individually designed and funded training, demonstration, and development projects)	222 (52%)
(b) Special project grants (small development grants available to large numbers of agencies under the uniform specifications of 6 special programs)	191 (45%)
(c) Dissemination and technical assistance projects (primarily publication and distribution of documents and support of grantee conferences and workshops)	13 (3%)

(a) General training, operational improvement, and study grants.

These grants constituted the Department's portfolio of experimental, research, demonstration, and training projects--fulfilling the primary legislative purpose of the LEA Act.

Demonstration projects ranged from a computer-assisted patrol allocation project in St. Louis to a prosecutor training program for senior law students in Boston; from a videotape police suspect file in Florida to a volunteer misdemeanor court probation service in Denver; from development and test support of the FBI-directed computerized National Criminal Information Center to an experimental, non-arrest detoxification and referral program for drunk offenders in New York City.

Study projects included surveys and analyses for the President's Commission on Law Enforcement and Administration of Justice during its 1965-67 period of operation, and other efforts focused on crime control and law enforcement administration.

(b) Special project grants. These grants, for planning and for development, helped stimulate wide-scale improvement in areas of special need. Although the six special programs provided only modest grants, they helped meet the practical demand that LEA Act funds be allocated along a broad distribution base and that they be available to more than a few "research and development" grantees.

Under the special grant programs, the following projects were supported:

(1) Governors' Planning Committees in Criminal Administration - 31 states established committees with LEA Act support. A total of 39 grants were awarded, totaling \$944,223. (All 50 states were eligible for matching grants up to \$25,000 to support the planning of integrated law enforcement and crime control programs.)

(2) State Law Enforcement Standards and Training Commissions - 21 state commissions received planning and development grants: 25 grants totaling \$570,282. (30 states were eligible for planning grants up to \$15,000 and the remaining states were eligible for implementation grants up to \$35,000.)


(3) Development of College Degree Programs in Police Science - 28 colleges and universities received 48 grants totaling \$924,965. When the program was first offered, early in 1966, 30 states were without such programs. Priority was given to educational institutions in these states and subsequently to schools located in metropolitan areas which lacked such degree programs. (Planning grants of up to \$15,000 were available and \$25,000 grants were offered for the first year of operation.)

(4) Police-Community Relations Expansion and Improvement in Metropolitan Police Departments - 37 grants totaling \$552,309 were awarded under this program. (Planning and development grants up to \$15,000 were awarded.)

(5) State-wide Programs for In-Service Training of Correctional Personnel - 31 grants totaling \$497,656 were awarded. (All 50 states were eligible for planning grants up to \$15,000 and \$30,000 for first-year support.)

(6) Establishment of Planning and Research Units in Medium-Sized Police Departments - 11 grants totaling \$161,375 were awarded. (Up to \$15,000 was offered for first-year support, with matching grants of up to \$10,000 for the second year, to state, county and municipal law enforcement agencies with 75-200 total personnel.)

(c) Dissemination and technical assistance grants. These projects involved a total investment of .46 million, including printing and distribution of the National Crime Commission reports (the largest item); other publications (FBI riot control manual, science symposium proceedings, corrections survey); and films and workshops for OLEA grantees and project directors.



Grants and Contracts Awarded Under the Law Enforcement Assistance Act of 1965

<u>Number</u>	<u>Grantee</u>	<u>Amount</u>
<u>1966</u>		
001	President's Commission on Crime in the District of Columbia (with D.C. Metropolitan Police Dept. and International Association of Chiefs of Police) (police workshop)	\$ 18,301
002	American Correctional Association (D.C.)	55,425
003	National Council on Crime and Delinquency	98,234
004a	District of Columbia Metropolitan Police Dept. (planning and development bureau)	310,670
004b	District of Columbia Metropolitan Police Dept. (vehicle supplementation and remarking)	217,900
004c	District of Columbia Metropolitan Police Dept. (off-duty radio monitoring)	36,500
004d	District of Columbia Metropolitan Police Dept. (motor scooter demonstration)	18,030
005	National Center on Police and Community Relations, Michigan State University	48,716
006	Institute for Social Research, University of Michigan	144,535
007	Probation Research, Inc. (N.Y.)	14,985
008	New England Council (for New England State Police Administrators' Conference)	87,335
009	South Carolina Law Enforcement Division	180,700
010	Washington State University	9,480
011	Academy of Police Science, Inc. (N.Y.)	64,009
012	Opportunities, Inc. (R.I.)	92,735
013	John Jay College of Criminal Justice, City University of New York	26,598
014	Regents of the University of California	70,190
015	District of Columbia Metropolitan Police Dept. (computerized information system)	257,456
016	New Jersey Police Training Commission	109,630
017	California State College at Los Angeles	29,900
018	Indiana University Foundation	111,630
019	District of Columbia Dept. of Public Health	274,201
020	Associated Public-Safety Communications Officers, Inc.	29,029
021	National Opinion Research Center, University of Chicago	180,878
022	Los Angeles County Sheriff's Dept.	159,350
023	Illinois Institute of Technology	11,442
024	Western Interstate Commission for Higher Education	109,690
025	New England Board of Higher Education (with New England Correctional Administrators' Conference)	33,716
026	University of Pennsylvania Law School (with Philadelphia Police Dept.)	42,402
027	King County Sheriff's Dept. (Wash.)	107,570

028	International Association of Chiefs of Police, Inc.	\$ 97,164
029	University of Wyoming (with Wyoming Peace Officers Association)	64,350
030	Polytechnic Institute of Brooklyn (with NYC Police Dept.)	43,193
031	Minneapolis Police Dept. (with Minneapolis Public Schools)	70,364
032	Institute of Government, University of Georgia	159,451
033	City of Newark (with police department)	99,284
034	District of Columbia Metropolitan Police Dept. (in-service training)	48,385
035	National District Attorneys Association	82,050
036	United Planning Organization (D.C.)	122,677
037	Denver County Court	156,604
038	Ohio State Highway Patrol	76,200
039	St. Louis Metropolitan Police Dept.	170,482
040	New York State Identification and Intelligence System	180,000
041	Center for the Study of Crime, Delinquency, and Corrections, Southern Illinois University	189,236
042	New Orleans Police Dept.	62,077
043	Judicial Research Foundation, Inc. (North American Judges Association)	8,931
044	Dept. of Anthropology and Sociology, Rice University	37,350
045	Florence Heller Graduate School for Social Welfare, Brandeis University	16,825
046	Chicago Police Dept. (with Industrial Relations Center, University of Chicago)	39,862
047	Eastern Kentucky State College	36,844
048	State Bureau of Investigation, North Carolina Dept. of Justice	41,793
049	Philadelphia Police Dept.	76,367
050	City of Phoenix (with police department)	92,485
051	California State Dept. of Justice	350,000
052	University of Cincinnati (with Cincinnati Division of Police)	62,678
053	Institute of Government, University of North Carolina	25,089
054	Municipal Police Training Council, New York State Office for Local Government	80,000
055	Portland State College (Ore.)	81,572
056	Connecticut Municipal Police Training Council	27,050
057	Memphis State University	13,482
058	University of Georgia (University System of Georgia cooperating)	15,000
059	Indiana University of Pennsylvania	13,191
060	Kentucky State Police	9,888
061	District of Columbia Metropolitan Police Dept. (community relations training)	56,450
062	Southern Regional Education Board	7,120
063	Wisconsin Governor's Commission on Law Enforcement and Crime	25,000
064	City of Miami (Fla.) (with police department)	15,595

065	National Council on Crime and Delinquency	\$ 82,664
066	University of Utah	10,600
067	Lawyers' Committee for Civil Rights Under Law	75,093
068	National Center on Police and Community Relations, Michigan State University	96,282
069	Minnesota Governor's Commission on Law Enforcement, Criminal Justice Administration and Corrections	25,000
<u>1967</u>		
070	West Virginia Governor's Committee on Crime, Delinquency, and Corrections	25,000
071	District of Columbia Metropolitan Police Dept. (communications system)	104,987
072	Michigan Commission on Crime, Delinquency and Criminal Administration	25,000
073	Tucson Police Dept.	60,291
074	Southern Police Institute, University of Louisville	166,540
075	St. Petersburg Junior College (Fla.)	43,527
076	Commission to Study Causes and Prevention of Crime in New Jersey	25,000
077	Richmond Professional Institute (Va.)	13,638
078	University of Hawaii	14,679
079	International Association of Chiefs of Police, Inc.	81,489
080	Eastern Kentucky University	15,000
081	League of Kansas Municipalities	2,428
082	Texas Commission on Law Enforcement Officer Standards and Education	33,838
083	Boise College (Idaho)	14,758
084	University of Minnesota	12,922
085	Harvard Law School	22,960
086	Roscoe Pound-American Trial Lawyers Foundation (with University of Michigan)	87,580
087	Arkansas Law Enforcement Training Academy	33,251
088	Honolulu Police Dept.	19,947
089	District of Columbia Dept. of Corrections	74,530
090	Des Moines Police Dept.	14,054
091	Des Moines Police Dept.	16,120
092	Institute for Social Research, University of Michigan (supp. to #006)	38,458
093	St. Louis Metropolitan Police Dept.	158,781
094	University of Mississippi	15,000
095	Oregon Advisory Board on Police Standards and Training	29,990
096	Maryland State Dept. of Education	12,123
097	University of Mississippi (National Sheriffs Association cooperating)	62,004
098	National Opinion Research Center, University of Chicago (supp. to #021)	55,921
099	National Council on Crime and Delinquency (with Menninger Foundation)	9,387
100	Syracuse Police Dept.	38,680
101	Washington Law Enforcement Officers Training Commission	29,886
102	Boston University Law School	63,517

103	California Joint Council on Technology and the Administration of Justice	\$ 25,000
104	Boston Police Dept.	15,000
105	University of Nevada	13,730
106	Richmond Bureau of Police (Va.)	14,718
107	University of Oklahoma	12,504
108	Minot State College (N. Dak.)	13,772
109	Wichita Bureau of Police	14,998
110	Iowa Committee on Planning and Evaluation in Criminal Administration	25,000
111	University of Illinois at Chicago Circle	11,405
112	Jefferson State Junior College (Ala.)	13,145
113	Gary Police Dept.	14,887
114	New Haven Police Dept.	14,917
115	San Jose Police Dept.	14,970
116	Southern Oregon College	14,493
117	Lorain County Community College (Ohio)	13,130
118	Weber State College (Utah)	15,000
119	St. Louis County	20,027
120	Rider College (N.J.)	6,369
121	Tarrant County Junior College District (Tex.)	14,444
122	University of Iowa	13,290
123	Omaha Police Dept.	15,000
124	Lane County Youth Study Board (Ore.)	8,727
125	Inter-American Center, Catholic University of Puerto Rico	32,758
126	Office of the Mayor, Pittsburgh (with police department)	48,598
127	John Jay College of Criminal Justice, City University of New York	59,000
128	Traffic Institute of Northwestern University	125,154
129	Southwestern Legal Foundation (Dallas)	42,548
130	Florida State Committee on Law Enforcement and Administration of Justice	22,068
131	Regents of the University of California	147,924
132	Wisconsin Governor's Commission on Law Enforcement and Crime (for law enforcement standards and training commission)	14,610
133	Missouri Dept. of Corrections (University of Missouri collaborating)	14,208
134	Governmental Research Center, University of Kansas (Kansas Board of Probation and Parole and Kansas Penal System collaborating)	15,000
135	Harrisburg Area Community College (Pa.)	24,622
136	St. Louis Metropolitan Police Dept.	14,726
137	Ohio Peace Officers Training Council	34,955
138	Flint Police Dept.	14,171
139	Rhode Island Dept. of Social Welfare (University of Rhode Island collaborating)	12,485
140	Massachusetts Governor's Public Safety Committee	24,600
141	Rochester Dept. of Public Safety (N.Y.)	14,888
142	New York City Police Dept.	15,000
143	Center for Advanced Study in Organization Science, University of Wisconsin	105,033

144	American Foundation (Philadelphia)	\$ 45,000
145	Massachusetts Municipal Police Training Council	15,000
146	Tucson Police Dept.	15,003
147	Kansas City Police Dept. (Kan.)	15,003
148	Dayton Division of Police	15,000
149	City of Detroit	137,000
150	South Dakota Division of Criminal Investigation	18,242
151	Maine Municipal Police Training Council	15,000
152	New York Governor's Special Committee on Criminal Offenders	25,000
153	Boston Police Dept.	30,200
154	University of Virginia	172,550
155	Wilmington Police Dept. (Del.)	16,185
156	Office of the Attorney General, State of Vermont	15,000
157	City College of New York (with NYC Police Dept.)	94,736
158	University of Montana Law School	20,000
159	Elizabeth Police Dept. (N.J.)	15,000
160	Oklahoma City Police Dept.	14,940
161	Illinois Local Governmental Law Enforcement Officers Training Board	29,700
162	University of California	65,000
163	Des Moines Police Dept.	14,991
164	Peoria Police Dept.	14,969
165	School of Police Administration and Public Safety, Michigan State University	58,730
166	University of Missouri (St. Louis)	14,852
167	City of Cincinnati	123,712
168	Youth Studies Center, University of Southern California	112,942
169	University of Cincinnati (with Cincinnati Division of Police)	51,174
170	Los Angeles Technical Services Corp. (with Los Angeles Police Dept.)	149,625
171	New Haven Police Dept.	45,651
172	Joint Commission on Correctional Manpower and Training (D.C.)	6,000
173	Attorney General, State of North Dakota	19,000
174	Tulsa Police Dept.	14,900
175	Kansas City Police Dept. (Mo.)	15,000
176	Pontiac Police Dept. (Mich.)	14,911
177	Michigan Law Enforcement Officers Training Council	34,637
178	Institute of Government, University of Georgia (state educational institutions, correctional, parole, and probation agencies collaborating)	13,750
179	Chicago Police Dept.	14,500
180	Salt Lake City Police Dept.	28,913
181	Metropolitan State College (Denver)	9,923
182	City of Redondo Beach (Calif.)	168,505
183	College of the Virgin Islands	11,165
184	Eastern Kentucky University (Kentucky Dept. of Corrections and Division of Probation and Parole collaborating)	15,000
185	West Virginia Governor's Committee on Crime, Delinquency, and Corrections	15,000

186	Oak Park Police Dept. (Ill.)	\$ 20,052
187	Police Recruitment Project of Michigan, Inc.	14,999
188	Riverside County Sheriff's Dept. (Calif.)	12,936
189	College of Guam	13,950
190	Alexandria Police Dept.	55,960
191	Connecticut Municipal Police Training Council	29,834
192	Judicial Council and Attorney General of Minnesota	169,490
193	WGBH Educational Foundation (Boston)	116,481
194	Oregon State Board of Control-Oregon State System of Higher Education (Oregon Dept. of Corrections and Board of Parole and Probation collaborating)	14,890
195	Chicago Police Dept.	150,477
196	New Jersey Dept. of Institutions and Agencies (Rutgers University collaborating)	15,000
197	Center for the Study of Crime, Delinquency, and Corrections, Southern Illinois University (Illinois Dept. of Correction, Parole, and Probation collaborating)	13,766
198	Los Angeles County Sheriff's Dept. (supp. to #022)	39,366
199	New York State Identification and Intelligence System	77,000
200	Missouri Governor's Citizens Committee on Delinquency and Crime	25,000
201	New York Postgraduate Center for Mental Health	28,710
202	Kentucky Commission on Law Enforcement and Crime Prevention	25,000
203	University of Wisconsin	14,960
204	New York State Police	24,181
205	City of Detroit and Mayor's Committee for Human Resources Development (with police dept.)	58,067
206	Paterson Board of Police and Fire Commissioners	14,847
207	Dept. of Anthropology and Sociology, Rice University (supp. to #044)	8,333
208	Government-Industry-Law Center, University of Tennessee (Tennessee Dept. of Correction and Division of Probation and Parole collaborating)	15,000
209	Illinois Governor's Planning Committee on Criminal Justice	24,952
210	St. Paul Police Dept.	14,818
211	Wisconsin State University	14,942
212	Charlotte Police Dept.	14,290
213	Missouri Governor's Citizens Committee on Delinquency and Crime (for state law enforcement standards and training commission)	15,000
214	New Hampshire State Prison (University of New Hampshire and State Dept. of Probation and Parole collaborating)	9,076
215	University of Illinois	15,787
216	Utah Dept. of Public Safety	30,074
217	Institute of Criminal Law and Procedure, Georgetown University Law Center	73,771
218	Washington Urban League (D.C.)	25,357
219	Connecticut Governor's Planning Committee on Criminal Administration	24,746
220	Maryland Police Training Commission	24,592
221	Office of the Attorney General, Commonwealth of Pennsylvania	25,000

222	Center for Law Enforcement and Corrections, Pennsylvania State University (Pennsylvania Bureau of Corrections and Board of Probation and Parole collaborating)	\$14,970
223	Dept. of Continuing Education, University of Nevada (Nevada State Prison and Dept. of Parole and Probation collaborating)	14,594
<u>1968</u>		
224	National Council on Crime and Delinquency	75,668
225	Cleveland Police Dept.	63,605
226	University of Delaware (Delaware Dept. of Corrections and Youth Services Division collaborating)	13,237
227	Institute for the Study of Crime and Delinquency (Calif.)	160,218
228	Mississippi Crime Commission	25,000
229	Itawamba Junior College (Miss.)	28,765
230	East Orange Police Dept. (N.J.)	14,578
231	Fargo Police Dept.	14,963
232	California Commission on Peace Officers Standards and Training	34,286
233	Loyola University (New Orleans)	14,805
234	Utah Coordinating Council on Health and Welfare	23,593
235	Village of Edina, Minn. (with police department)	52,770
236	Detroit Police Dept.	111,804
237	University of Michigan	15,625
238	New England Association of Chiefs of Police, Inc.	92,500
239	West Virginia Governor's Committee on Crime, Delinquency, and Corrections (cont. of #070)	18,433
240	Eastern Kentucky University (supp. to #080)	14,993
241	Southern Illinois University	112,566
242	School of Police Administration and Public Safety, Michigan State University	126,929
243	Lorain County Community College (Ohio) (2d stage of #117)	24,926
244	Richmond Professional Institute (Va.) (2d stage of #077)	25,000
245	University System of Georgia (2d stage of #058)	75,000
246	Boise College (Idaho) (2d stage of #083)	24,918
247	Rider College (N.J.) (2d stage of #120)	17,626
248	Memphis State University (2d stage of #057)	24,964
249	University of Nevada (2d stage of #105)	22,360
250	University of Hawaii (2d stage of #078)	24,991
251	University of Illinois at Chicago Circle (2d stage of #111)	24,985
252	Indiana University of Pennsylvania (2d stage of #059)	24,998
253	Delaware State Crime Commission	25,000
254	Rhode Island Governor's Committee	25,000
255	Peoria Police Dept.	14,997
256	South Carolina Dept. of Corrections	42,977
257	Pennsylvania Board of Parole	63,042
258	Associated Public-Safety Communications Officers, Inc.	56,878
259	Governmental Research Center, University of Kansas	143,538
260	Vera Institute of Justice (NYC Depts. of Police, Correction, Welfare, Health and Hospitals and St. Vincent's Hospital cooperating)	99,177
261	John Jay College of Criminal Justice, City University of New York	39,900
262	New Jersey Police Training Commission (supp. to #016)	47,336

263	Arkansas Law Enforcement Officers Association	\$ 13,622
264	United Planning Organization (D.C.) (cont. of #036)	84,991
265	University of Maryland	128,070
266	University of Illinois (supp. to #215)	55,898
267	City of Miami (Fla.) (with police department) (supp. to #064)	5,583
268	School of Social Welfare, Florida State University (Florida Probation and Parole Commission and Division of Corrections collaborating)	14,765
269	Jefferson State Junior College (Ala.) (2d stage of #112)	22,791
270	University of Arkansas School of Law	53,335
271	Maryland Governor's Committee on Law Enforcement	25,000
272	Georgia Governor's Commission on Law Enforcement	25,000
273	County of Hawaii Police Dept.	14,976
274	University of Alaska	63,908
275	Alachua County Sheriff's Office (Fla.)	44,569
276	New Mexico Governor's Commission on Crime Control	25,000
277	Tampa Police Dept.	14,560
278	Metropolitan State College (Denver) (2d stage of #181)	25,000
279	West Virginia University (Governor's Committee on Crime, Delinquency, and Corrections and state correctional, parole, and probation agencies collaborating)	15,000
280	Eastern Kentucky University (with Kentucky State Police) (cont. of #060)	13,426
281	National District Attorneys Association (cont. of #035)	64,945
282	Ohio Crime Commission	25,000
283	Washington State Citizens' Committee on Crime	25,000
284	St. Louis Metropolitan Police Dept. (cont. of #093)	79,850
285	University of Mississippi (2d stage of #094)	24,952
286	National Sheriffs' Association	30,525
287	California Youth and Adult Corrections Agency (Sacramento State College collaborating)	15,000
288	University of Oklahoma (2d stage of #107)	24,157
289	Minnesota Peace Officers Training Board	30,000
290	John Jay College of Criminal Justice, City University of New York (supp. to #127)	51,300
291	University of California (supp. to #162)	51,300
292	School of Police Administration and Public Safety, Michigan State University (supp. to #165)	51,300
293	Harvard Law School (cont. of #085)	11,121
294	Scottsdale Police Dept. (Ariz.)	14,811
295	Tucson Police Dept. (supp. to #073)	16,600
296	Richmond Police Dept. (Calif.)	15,000
297	Tarrant County Junior College District (2d stage of #121)	22,500
298	Alexandria Police Dept.	14,932
299	Southern Oregon College (2d stage of #116)	22,500
300	The Law School Foundation, University of Texas	74,651
301	New York County District Attorney's Office	27,233
302	Institute of Criminology, Indiana State University (state Dept. of Correction collaborating)	15,000
303	Institute of Government, University of Georgia (state Depts. of Parole, Probation, and Corrections collaborating) (2d stage of #178)	30,000

304	Research Foundation of the State University of New York at Buffalo (Erie County Penitentiary collaborating)	\$ 13,837
305	Dade County Public Safety Dept. (Miami, Fla.)	9,846
306	American Correctional Association	18,060
307	Los Angeles Police Dept.	14,938
308	Institute of Public Affairs, University of Iowa	14,383
309	Waukesha Sheriff's Dept. (Wis.)	14,699
310	Gainesville Police Dept.	14,962
311	Louisiana State University (state Dept. of Institutions collaborating)	15,000
312	Winston-Salem Police Dept.	10,055
313	University of Cincinnati (with Cincinnati Division of Police) (supp. to #052)	15,000
314	Cleveland Division of Police	10,022
315	Weber State College (Utah) (2d stage of #118)	22,490
316	Maryland Dept. of Corrections (state Dept. of Parole and Probation and University of Maryland collaborating)	12,880
317	Southern Illinois University (supp. to #241)	97,234
318	University of Iowa (2d stage of #122)	21,680
319	Western Interstate Commission for Higher Education (supp. to #024)	12,490
320	Boston University Law School (cont. of #102)	18,687
321	City of Cincinnati (cont. of #167)	124,545
322	Rochester Dept. of Public Safety	47,064
323	New Hampshire State Prison (University of New Hampshire and State Dept. of Probation and Parole collaborating) (2d stage of #214)	19,551
324	Missouri Dept. of Corrections (University of Missouri collaborating) (2d stage of #133)	14,093
325	Wisconsin Division of Corrections (University of Wisconsin collaborating)	25,742
326	College of the Virgin Islands (2d stage of #183)	22,500
327	Arkansas Governor's Commission on Crime and Law Enforcement	25,000
328	Michigan Commission on Crime, Delinquency and Criminal Administration (cont. of #072)	25,000
329	Massachusetts Governor's Public Safety Committee (cont. of #140)	24,865
330	South Carolina Governor's Committee for Study, Evaluation, and Planning in Criminal Administration	24,700
331	Cincinnati Division of Police	13,905
332	Chula Vista Police Dept. (Calif.)	14,480
333	Huntington Police Dept. (W. Va.)	12,555
334	Oregon Advisory Board on Police Standards and Training (supp. to #095)	25,000
335	National Council on Crime and Delinquency (supp. to #224)	8,020
336	National Sheriffs' Association	49,488
337	Cedar Rapids Police Dept.	85,738
338	University of Illinois at Chicago Circle (major city police administrators collaborating)	79,681
339	New York City Police Dept.	77,485

340	Cleveland State University	\$ 14,634
341	State of Vermont, Dept. of Corrections (Castleton State College collaborating)	13,752
342	Nashville Metropolitan Police Dept.	7,110
343	Southern Colorado State College (Colorado Dept. of Corrections collaborating)	13,838
344	University of Missouri (2d stage of #166)	21,482
345	Sacramento Police Dept.	12,913
346	Boston Police Dept. (cont. of #153)	134,450
347	Michigan Dept. of State Police	146,509
348	University of California	80,414
349	Rhode Island Dept. of Social Welfare	25,185
350	Florida Police Standards Council	15,000
351	South Carolina Dept. of Corrections (collaborating with University of South Carolina and State Probation, Parole and Pardon Board)	13,545
352	Vermont Governor's Commission on Crime Control and Prevention	24,817
353	South Bend Police Dept. (Ind.)	15,000
354	The New England Council, Inc.	186,170
355	Oregon State Board of Control	24,923
356	Connecticut Municipal Police Training Council (cont. of #056)	20,000
357	Pennsylvania State University (2d stage of #222)	29,312
358	North Dakota Combined Law Enforcement Council (cont. of #173)	25,000
359	University of Southern California (cont. of #168)	96,259
360	District of Columbia Dept. of Corrections	15,000
361	Minnesota State Planning Agency (cont. of #069)	25,000
362	National Council on Crime and Delinquency (supp. to #224)	3,990
363	Iowa Crime Commission (cont. of #110)	24,926
364	Milwaukee Police Department	95,025
365	Arkansas Law Enforcement Standards and Training Council (cont. of #263)	19,807
366	Louisiana Commission on Law Enforcement and Administration of Criminal Justice	25,000
367	Nebraska Governor's Commission on Law Enforcement and Criminal Justice	25,000
368	Lansing Police Department	15,000
369	Arkansas Law Enforcement Training Academy	50,556
370	Wisconsin Governor's Commission on Law Enforcement and Crime (cont. of #063)	25,000
371	University of Omaha	19,752
372	City of Gary (Ind.)	25,584
373	University of Wisconsin	41,790
374	Mayor's Committee on Crime, City and County of San Francisco	25,000
375	State of West Virginia	63,850
376	Massachusetts Governor's Public Safety Committee	12,600

<u>Number</u>	<u>Contractor</u>	<u>Amount</u>
66-1	Stanford Research Institute (Calif.)	\$ 78,024
66-2	Bureau of Social Science Research, Inc. (D.C.)	48,118
66-3	Public Administration Service (Chicago)	41,200
66-4	Century Research Corporation (D.C.)	24,915
66-5	CEIR, Inc. (D.C.)	35,580
66-6	Bio-Behavioral Research, Inc. (Palo Alto)	12,210
66-7	Institute for Defense Analyses (Va.)	498,000
66-8	National League of Cities (D.C.)	4,956
66-9	IIT Research Institute (Chicago)	23,443
66-10	Arthur D. Little, Inc. (Mass.)	99,500
66-100	Federal Bureau of Investigation, U.S. Dept. of Justice	97,000
67-11	Bureau of Social Science Research, Inc. (D.C.) (supp. to #66-2)	61,925
67-12	Arthur D. Little, Inc. (Mass.) (supp. to #66-10)	13,220
67-13	U.S. Atomic Energy Commission (with General Dynamics Corporation)	45,000
67-14	CEIR, Inc. (D.C.) (supp. to #66-5)	6,500
67-15	Matson Research Corp. (San Francisco)	3,000
67-16	U.S. Attorney, E.D. Louisiana (police conference)	2,141
67-17	The Advertising Council, Inc. (N.Y.)	75,000
67-18	Technical assistance project - conference for state planning committees in criminal administration	12,750
67-19	Dissemination project - reports of the President's Commission on Law Enforcement and Administration of Justice	246,064
67-20	Dissemination project - report of the President's Commission on Crime in the District of Columbia	48,425
67-21	Federal Bureau of Investigation, U.S. Dept. of Justice (with 15 state and local police agencies) (supp. to #66-100)	406,197
67-22	Study project - police management training (N. Pomrenke)	710
67-23	Technical assistance project - conference for police management training grantees	4,540
67-24	Dissemination project - national correctional survey	1,250
67-25	Dissemination project - proceedings of National Symposium on Science and Criminal Justice	4,500
67-26	Dissemination project - FBI riot control manual	8,000
67-27	Study project - program evaluation (W.H.T. Smith and F. Cizon)	4,771
67-28	Technical assistance project - conference for police science degree program grantees	14,000
67-29	IIT Research Institute (Chicago) (supp. to #66-9)	8,772
67-30	Technical assistance project - conference for police- community relations program grantees	23,000
67-31	Management Analysis Center (Mass.)	61,313
67-32	Institute for Defense Analyses (Va.) (supp. to #66-7)	38,200
68-34	Technical assistance project - summer task force	6,275
68-35	IIT Research Institute (Chicago)	29,016
68-36	International Association of Chiefs of Police, Inc.	252,000
68-37	International Association of Chiefs of Police, Inc.	328,500
68-38	Institute for Defense Analyses (Va.)	152,600

68-39	National League of Cities	\$ 1,113
68-40	Public Administration Service	2,100
68-41	Federal Bureau of Investigation, U.S. Dept. of Justice (supp. to #66-100 and #67-21)	60,000 295,000
68-42	Kelly Scientific Corporation (D.C.)	
68-43	The Franklin Institute Research Laboratories (Philadelphia)	18,000
68-44	International Association of Chiefs of Police, Inc.	9,500
68-45	Technical Assistance Project for production of training films	5,100
68-46	National Bureau of Standards	10,870
68-47	The Advertising Council, Inc. (supp. 67-17)	35,000

Total Grants and Contracts


\$20,556,090

GRANTS AND CONTRACTS

Fiscal 1966
December 1, 1965 through June 30, 1966

83 grants and contracts

\$6,957,911 in awards



I. Law Enforcement - Education and Training

<u>Grantee or Contractor</u>	<u>Amount/ Duration</u>	<u>Nature of Project</u>
President's Commission on Crime in the District of Columbia (with Metropolitan Police Dept. and International Association of Chiefs of Police) Washington, D.C. (#001)	\$ 18,301 1/1/66- 6/30/66 6 mos.	One-week workshop on police operations re burglary, robbery, and auto theft. Review of successful programs, exchanging experience, and recommending model plans (40 operating command officials and 15 chiefs).
New England Council (for New England State Police Administrators' Confer- ence) Boston, Mass. (#008)	\$ 87,335 4/1/66- 1/31/68 22 mos.	Cooperative supervisory and command training course for state police of 6 New England states (four 4-wk. sessions, 30 students ea.).
South Carolina Law Enforcement Division Columbia, S.C. (#009)	\$180,700 4/1/66- 3/31/68 24 mos.	Training program, developed with state educational TV network, for closed cir- cuit monthly presentations (1 hr. video- tape-1 hr. lecture-discussion) on basic police science topics for all state law enforcement personnel (est. 3,000 par- ticipants).
Academy of Police Science, Inc. New York, N.Y. (#011)	\$ 64,009 3/26/66- 3/31/67 12 mos.	Harvard Business School 3-wk. management seminar for large city police chiefs (summer 1966). Review of major areas of executive responsibility using Harvard case method (40-50 participants).
New Jersey Police Train- ing Commission Newark, N.J. (#016 - see #262, p. 7)	\$109,630 5/1/66- 6/30/68 26 mos.	State-wide training program primarily for smaller cities and depts. (190-hr. basic course and 20-hr. supervisory course). Professionally staffed, mobile training units to demonstrate low-cost mobile classroom facilities, standardized state- wide curriculum, and programmed learning techniques.

I. Law Enforcement - Education and Training (cont)

Indiana University Foundation Bloomington, Ind. (#018)	\$111,630 5/1/66 - 12/31/67 20 mos.	Consultation and evaluation for Labor Dept. manpower development pilot projects to qualify disadvantaged persons for police service (5 large city efforts). On-site personnel in each city to monitor and determine effectiveness of program in raising individual capabilities and preparing trainees for police work.
University of Wyoming (with Wyoming Peace Officers Association) Laramie, Wyo. (#029)	\$ 64,350 6/15/66- 6/15/68 24 mos.	State-wide training program for all law enforcement personnel (more than 600). Three training conferences per year at 5 regional locations in subjects related to law enforcement; also contemplates development of uniform state crime reporting system.
Institute of Government, University of Georgia Athens, Ga. (#032)	\$159,451 8/1/66- 7/31/68 24 mos.	Police training program on state-wide open circuit educational TV -- 15-min. or ½-hr. videotape on law enforcement transmitted weekly (some repeats) including 40 hrs. of instruction (est. 3,000 participants).
City of Newark Newark, N.J. (#033)	\$ 99,284 6/1/66 12/31/67 19 mos.	Police-community relations pilot project. Intensive small group training - 150 police and 150 disadvantaged citizens - in joint 16-wk. course. Project staff to evaluate and implement off-shoot operational programs.
Metropolitan Police Dept. Washington, D.C. (#034)	\$ 48,385 6/1/66- 6/30/67 13 mos.	Comprehensive in-service training program for all levels of dept. personnel, including executive development program for 40 command officials (6 days plus 35 hrs. of seminars), management and supervisory training for 340 officers (2 wks.), and in-service training for all dept. personnel (est. 2,500 officers).
New Orleans Police Dept. New Orleans, La. (#042)	\$ 62,077 8/1/66- 6/30/67 11 mos.	Police-community relations training course for entire city police dept. (est. 1,100) plus 100 key police officials from 4 surrounding parishes. Organization of citizen committees is planned. Includes 18 hrs. of lecture and group discussion.
State Bureau of Investi- gation, North Carolina Dept. of Justice Raleigh, N.C. (#048)	\$ 41,793 7/1/66- 6/30/68 24 mos.	State-wide program of advanced and specialized in-service training (4- and 6-wk. courses) at regional locations (primarily community colleges) for officers of local police depts. that do not provide training.

I. Law Enforcement - Education and Training (cont)

Institute of Government, University of North Carolina Chapel Hill, N.C. (#053)	\$ 25,089 8/1/66- 11/30/67 16 mos.	Demonstration course in management training for N.C. police executives. Includes chiefs of police or command personnel from 29 cities. Monthly 4-day sessions to total 20 days.
Municipal Police Training Council, New York State Office for Local Government Albany, N.Y. (#054)	\$ 80,000 9/1/66- 3/31/68 19 mos.	Establishment of regional training center system (12 sites primarily at community colleges) offering expanded basic training for new recruits (1,000 annually) and training for in-service officers (also annually). Experimental use of new audio-visual training aids.
Portland State College Portland, Ore. (#055)	\$ 81,572 6/15/66- 6/14/68 24 mos.	In-service training program and seminars for law enforcement personnel in Ore. and southern Wash. Nine 1-wk. offerings (management training, community relations, special subjects, and 3 half-wk. seminars) supplemented by summer research effort and tie-in with undergraduate program (est. 300 participants).
Kentucky State Police Frankfort, Ky. (#060 - see #280, p.8)	\$ 9,888 8/31/66- 6/7/67 9 mos.	Four 1-day training conferences, quarterly, for Ky. police from local agencies not providing regular training. Will cover basic police subjects and serve as prelude to developing state-wide in-service training standards and requirements.
Metropolitan Police Dept. Washington, D.C. (#061)	\$ 56,450 7/1/66- 6/30/67 12 mos.	Police-community relations training for approximately half of field operations personnel, including design phase, staging of 2 pilot efforts, 24 hrs. instruction for 1,000 officers.
National Center on Police and Community Relations, Michigan State University East Lansing, Mich. (#068)	\$ 96,282 7/1/66- 4/1/68 21 mos.	Police-community relations training institutes for training and personnel officers, and community relations unit commanders (1 to 2 wks.-70 participants) and police chiefs management training institute for medium size midwest depts. (3 wks. - 50 chiefs).

II. Law Enforcement - Operations Improvement

<u>Grantee or Contractor</u>	<u>Amount/ Duration</u>	<u>Nature of Project</u>
Metropolitan Police Dept. Washington, D.C. (#004 a-b-c-d)	\$583,100 3/1/66- 12/31/67 22 mos.	Development of police planning and development bureau (\$310,670), vehicle supplementation and remarking to increase patrol effectiveness and mobility (\$217,900), converter radio receiver equipment for cars of off-duty police officers (\$36,500), and experimental use of motor scooters in patrol and tactical operations (\$18,030).
National Center on Police and Community Relations, Michigan State University East Lansing, Mich. (#005)	\$ 48,716 2/15/66- 1/1/67 21 mos.	Police-community relations survey, including status of police-community relations, police role and responsibility, and the community's role and responsibility. Questionnaire and on-site observations used.
Institute for Social Research, University of Michigan Ann Arbor, Mich. (#006 - see #092, p.3)	\$144,535 2/15/66- 12/20/66 11 mos.	Metropolitan precinct study to describe policing and crime patterns in selected precincts of 3 large cities. Victim interviews, police observation, survey of community attitudes, and analysis of statistics.
Washington State University Pullman, Wash. (#010)	\$ 9,480 4/1/66- 11/30/66 8 mos.	Laboratory and field study of accelerants in fire remains to establish base levels indicative of presence of an accelerant in arson investigations.
John Jay College of Criminal Justice, City University of New York New York, N.Y. (#013)	\$ 26,598 6/1/66- 5/31/67 12 mos.	National survey and analysis of police laboratory needs - facilities, equipment, training - to develop standards appropriate on regional, state, and local basis, including suggested curriculum for lab personnel.
Regents of the University of California Berkeley, Calif. (#014)	\$ 70,190 5/1/66- 11/30/66 7 mos.	Intensive study (San Diego and Philadelphia) of dynamics of police-community relations to determine status, problems, and attitudes; develop suggestions; explore services and mechanisms for strengthening; and suggest action models and programs.

II. Law Enforcement - Operations Improvement (cont)

Metropolitan Police Dept. Washington, D.C. (#015)	\$257,456 5/1/66- 10/31/68 30 mos.	Developmental work for computer-based information system to service police depts. in metropolitan D.C. area. Includes development of specifications, design of component programs, and early operational testing of "wanted auto" file.
California State College at Los Angeles Los Angeles, Calif. (#017)	\$ 29,900 5/1/66- 11/30/66 7 mos.	Analysis of major police organization and management problems to identify issues and suggest models appropriate to varying sizes of depts. according to modern management principles.
Associated Public-Safety Communications Officers, Inc. Miami Beach, Fla. (#020)	\$ 29,029 5/1/66- 5/1/67 12 mos.	Development, publication, and dissemination to all police depts. (5,000 population and above) and related organizations of a manual of standard procedures and operating guides for operation of police and public safety radio systems.
Los Angeles County Sheriff's Dept. Los Angeles, Calif. (#022 - see #198, p.6)	\$159,350 6/1/66- 2/29/68 21 mos.	Demonstration in routine police patrol by helicopter - 3 shifts, 20 hrs. per day, in urban county community (Lakewood) to test cost, impact, operational effectiveness, and ability of procedures to substitute for normal patrol by auto. Evaluation by university group.
Illinois Institute of Technology Chicago, Ill. (#023)	\$ 11,442 5/1/66- 8/15/66 4 mos.	Exploratory study of inter-organizational contacts, communication, and coordination between police depts. and other municipal agencies to augment law enforcement effectiveness. Cities involved are Chicago, Detroit, Los Angeles, and New Orleans.
University of Pennsylvania Law School (with Philadelphia Police Dept.) Philadelphia, Pa. (#026)	\$ 42,402 6/1/66- 12/31/67 19 mos.	Development of series of police manuals (10 pamphlets) dealing with legal and constitutional questions raised in performance of police duties. Distribution to Philadelphia police as operational guide and for training purposes. Model for other police depts.
International Association of Chiefs of Police, Inc. Washington, D.C. (#028)	\$ 97,164 5/1/66- 6/30/67 14 mos.	Establishment of national consulting service to assist metropolitan police dept. in development, improvement, or expansion of community relations programs. Includes 6/66 workshop for police executives of 30 key cities and development of community relations manual.

II. Law Enforcement - Operations Improvement (cont)

Polytechnic Institute of Brooklyn (with NYC Police Dept.) New York, N.Y. (#030)	\$ 43,193 9/1/66- 8/31/68 24 mos.	Development of computer model of NYC police operations to explore selected agency problems and test effects of changes in operations and organization by mathematical simulation techniques.
Minneapolis Police Dept. (with Minneapolis Public Schools) Minneapolis, Minn. (#031)	\$ 70,364 9/1/66- 8/31/68 24 mos.	Placement of juvenile officers in 5 junior high schools. Officer will maintain school office, organize special educational programs, collaborate with teachers and others in problem youth programs, handle conventional juvenile officer duties.
Ohio State Highway Patrol Columbus, Ohio (#038)	\$ 76,200 7/1/66- 10/31/67 16 mos.	Feasibility study for model state-wide computer-based information system to serve law enforcement agencies at all levels (survey of needs, analysis of service-offering potential, and development of recommendations).
St. Louis Metropolitan Police Dept. St. Louis, Mo. (#039)	\$170,482 7/1/66- 12/31/67 18 mos.	Development and experimentation with new techniques for allocating police patrol manpower based on hour, need, and geographic region. Predictive techniques will use computer capabilities.
New York State Identifi- cation and Intelligence System Albany, N.Y. (#040)	\$180,000 7/1/66- 5/31/68 23 mos.	Development of automatic license plate scanning system for conversion of license plate characters and optical data to electrical signals permitting computer search and retrieval against "wanted car" data.
Department of Anthropology and Sociology, Rice University Houston, Tex. (#044 - see #207, p.6)	\$ 37,350 6/1/66- 8/31/67 15 mos.	Testing of measurement technique to determine community tensions and violence potential in selected Houston neighborhoods. Data to be provided to police.
Chicago Police Dept. (with Industrial Relations Center, University of Chicago) Chicago, Ill. (#046)	\$ 39,862 8/1/66- 2/29/68 19 mos.	Establishment of standards for selection of patrolmen, identification of motivational, intellectual, and behavioral characteristics, and analysis of performance records.

II. Law Enforcement - Operations Improvement (cont)

Philadelphia Police Dept. Philadelphia, Pa. (#049)	\$ 76,367 7/1/66- 9/30/67 15 mos.	Development and testing of operations re- search model for crime prediction. In- volves data collection to determine rele- vant predictive factors for particular types of crime, development and computer- ization of predictive model, and formula- tion and field testing of various strategies.
City of Phoenix Phoenix, Ariz. (#050)	\$ 92,485 8/1/66- 1/15/68 18 mos.	Police records and data system study de- signed to modernize and integrate existing local systems and improve their capacity for meeting operational, analytical, and reporting requirements.
California State Dept. of Justice Sacramento, Calif. (#051)	\$350,000 7/1/66- 11/30/68 29 mos.	Development of integrated, state-wide criminal justice information system covering all components of law enforce- ment, corrections, and courts. Proceeding from previous feasibility studies, the project will undertake necessary staff orientation, existing system configuration analysis, user requirements analysis, advanced system design, and final imple- mentation plan.
City of Miami Miami, Fla. (#064- see #267, p.8)	\$ 15,595 7/1/66- 3/31/68 20 mos.	Development and testing of videotape re- cording system for improved police identi- fication capabilities. Visual and voice characteristics will be recorded on films.
Lawyers' Committee for Civil Rights Under Law Washington, D.C. (#067)	\$ 75,093 7/1/66- 10/31/67 16 mos.	Development and demonstration (in 3 cities) of new techniques for implementing police- community relations programs. Will involve lawyer groups, law enforcement officials, special agencies, citizen groups, and police consultants and will study police role, police practices, community relations units, recruitment and training, and crime prevention.
Public Administration Service Chicago, Ill. (#66-3)	\$ 41,200 2/24/66- 8/22/66 6 mos.	Study of problems and potential of con- solidating police services with analysis and recommendations re training, planning, research, records, laboratories, etc.
Century Research Corporation Washington, D.C. (#66-4)	\$ 24,915 3/7/66- 6/30/66 4 mos.	Study of police recruitment methods and practices in D.C., including limited com- parison with other large cities and inter- views with recent recruits (terminated and in-service).

II. Law Enforcement - Operations Improvement (cont)

Bio-Behavioral Research, Inc. Palo Alto, Calif. (#66-6)	\$ 12,210 3/28/66 - 8/1/66 4 mos.	Description, analysis, classification, and recommendations re responses to survey of 2,200 police agencies re new field operations, techniques, and practices.
National League of Cities Washington, D.C. (#66-8)	\$ 4,956 5/1/66 - 6/20/66 2 mos.	Preliminary study of need for and value of municipal crime control and property security codes, of proposed contents for codes, and of existing legislation and ordinances.
Federal Bureau of Investigation, U.S. Dept. of Justice Washington, D.C. (#66-100 - see #67-21, p.37, and 68-41, p.64)	\$ 97,000 1/22/66	Feasibility and design work on computerized National Crime Information Center. Development of standards and codes for state and local systems' compatibility; establishment of retrieval files for stolen autos, identifiable stolen property, and wanted felons; and technical requirements and feasibility study by Dept. of Commerce (ITSA).

III. Corrections

<u>Grantee or Contractor</u>	<u>Amount/ Duration</u>	<u>Nature of Project</u>
American Correctional Association Washington, D.C. (#002)	\$ 55,425 1/15/66- 12/31/67 24 mos.	Five 1-wk. training institutes for key correctional administrators--1 national institute for state directors of corrections and 4 regional institutes for wardens and superintendents of major adult correctional institutions.
National Council on Crime and Delinquency New York, N.Y. (#003)	\$ 98,234 2/1/66- 12/31/66 11 mos.	National survey of correctional systems, personnel, facilities, programs, workloads, and financing. Evaluation of existing programs in terms of current standards and new directions in rehabilitation programs.
Probation Research, Inc. New York, N.Y. (#007)	\$ 14,985 4/1/66- 6/30/67 15 mos.	Two 3-day institutes and development of curriculum materials to acquaint college students with correctional field and careers (200 participants from colleges in 3-state area).
Opportunities, Inc. Providence, R.I. (#012)	\$ 92,735 5/1/66- 3/31/69 35 mos.	Establishment of model residential treatment facility for juvenile offenders as rehabilitation alternative between probation supervision in home and state school commitment.
Western Interstate Commission for Higher Education Boulder, Colo. (#024 - see #319, p.67)	\$109,690 5/1/66- 2/28/68 22 mos.	Regional training program for correctional personnel (13 western states) involving short seminars (175 participants), university faculty teaching in correctional institutions (9 summer placements), and travelling teams conducting in-service training in remote locations (400 participants).
New England Board of Higher Education (with New England Correctional Administrators Conference) Winchester, Mass. (#025)	\$ 33,716 7/1/66- 10/31/67 16 mos.	After survey of needs and resources, development of comprehensive plan for establishment of training programs for corrections personnel of N.E. states.

III. Corrections (Cont)

King County Sheriff's Dept. Seattle, Wash. (#027)	\$107,570 7/1/66- 6/30/68 24 mos.	Development, operation, and evaluation of 2-yr. pilot work-release program for inmates of King County Jail (75-man capacity, mostly misdemeanants). Work-releasees to receive training, counselling, and rehabilitative services. Earnings to apply to family support and maintenance.
Denver County Court Denver, Colo. (#037)	\$156,604 7/1/66- 6/30/68 24 mos.	Establishment of a professionally directed, community-oriented probation service for misdemeanor offenders. Probationers will receive diagnostic service, priority referrals to social agencies, job assistance, "crisis counselling," and, if needed, psychiatric and group therapy. Volunteers are trained as probation workers.
Center for the Study of Crime, Delinquency, and Corrections, Southern Illinois Uni- versity Carbondale, Ill. (#041)	\$189,236 7/1/66- 6/30/68 24 mos.	Regional training program for middle management correctional personnel (est. 15 Central states) consisting of 10-week institute for correctional training officers (with practice teaching experience), four 1-week test institutes, and graduate training fellowships (total est. 150 participants).
Southern Regional Edu- cation Board Atlanta, Ga. (#062)	\$ 7,120 6/30/66- 3/31/67 9 mos.	Institute on manpower and training for correctional rehabilitation in the South. Fall 1966 conference for educators, correctional and mental health leaders, state directors of vocational rehabilitation, state legislators (15 states). Joint support with Vocational Rehabilitation Administration, HEW.
National Council on Crime and Delinquency New York, N.Y. (#065)	\$ 82,664 10/1/66- 11/30/68 26 mos.	Series of 1-wk. training institutes for upper- and middle management probation personnel (state and local) conducted in 9 regions over 2-yr. period (270 participants). Will encourage use of new developments in probation organization, practice, and treatment.
University of Utah Salt Lake City, Utah (#066)	\$ 10,600 8/16/66- 12/15/67 16 mos.	Development and testing of filmstrips and slides for in-service training of correctional officers (primarily institutional) to improve understanding of antisocial behavior and to familiarize them with improved methods of working with offenders.

IV. Criminal Justice


<u>Grantee or Contractor</u>	<u>Amount/ Duration</u>	<u>Nature of Project</u>
District of Columbia Dept. of Public Health Washington, D.C. (#019)	\$274,201 5/1/66- 6/30/69 38 mos.	Establishment and operation of detoxification facility (50-bed cap.) for persons arrested for drunkenness. As substitute for jail detention with direct referral by police and nolle prosequi consideration for treated offenders, 5-day stay includes nutritional care, medical aid, and referral services.
National District Attorneys Association Chicago, Ill. (#035 - see #281, p.68)	\$ 82,050 9/1/66- 8/31/68 24 mos.	Training institutes in 5 midwestern states for new prosecuting attorneys (1 wk. ea. - 150 participants) and development of state manuals for prosecutors and other law enforcement personnel covering legal issues of search, seizure, arrest, etc. and procedural guidance.
United Planning Organiza- tion Washington, D.C. (#036 - see #264, p.8)	\$122,677 6/1/66- 9/30/68 28 mos.	Establishment of Citizens Information Service, providing screening, referral, and follow-up services to people with domestic, social, legal, and financial problems formerly taken to U.S. Attorney's Office.
Judicial Research Foundation, Inc. (North American Judges Association) Denver, Colo. (#043)	\$ 8,931 6/1/66- 12/31/67 19 mos.	Two-day judges' conference (8/66) to define needs of lower courts' case handling and to recommend method for dealing with problems (14 participants from misdemeanor courts across nation).
GEIR, Inc. Washington, D.C. (#66-5 - see #67-14, p.11)	\$ 35,580 3/19/66 and 8/6/66	Data extraction and computerization of D.C. felony court records (1950, 1955, 1960, 1965) for study of case handling, identification of problem areas and points of delay, and development of recommendations.

V. General Studies and Crime Prevention

<u>Grantee or Contractor</u>	<u>Amount/ Duration</u>	<u>Nature of Project</u>
National Opinion Research Center, University of Chicago Chicago, Ill. (#021 - see #098, p.3)	\$180,878 5/1/66- 10/31/67 18 mos.	National survey (10,000 homes, 3,500 subjects) of the incidence of crime (reported and unreported) and attitudes of victims and non-victims toward law enforcement.
Florence Heller Graduate School for Social Welfare, Brandeis University Waltham, Mass. (#045)	\$ 16,825 6/1/66- 9/30/66 4 mos.	Study of "professional crime" in NYC, Chicago, San Francisco, and Atlanta through interviews with police, district attorneys, crime reporters, and offenders from "professional crime" group.
University of Cincinnati (with Cincinnati Division of Police) Cincinnati, Ohio (#052 - see #313, p.70)	\$ 62,678 7/1/66- 12/31/67 18 mos.	Development and testing of curriculum and materials for junior high school social studies classes and local police academy to assist adolescents in understanding law enforcement concepts and to give recruits specialized training re the adolescent. Includes ntl. workshop.
Stanford Research Institute Menlo Park, Calif. (#66-1)	\$ 78,024 12/20/65- 7/15/66 7 mos.	Study of characteristics of adult and juvenile offenders in D.C. (based on extraction of data from probation and pre-sentence reports).
Bureau of Social Science Research, Inc. Washington, D.C. (#66-2 - see #67-11, p.11)	\$ 48,118 1/28/66- 7/15/67 18 mos.	Study of incidence of crime (reported and unreported) in D.C. through public survey techniques, including sampling of citizen attitudes toward crime and the police.
Institute for Defense Analyses Arlington, Va. (#66-7 - see #67-32, p. 11)	\$498,000 5/2/66- 1/31/67 9 mos.	Comprehensive study of potential applications of science and technology to law enforcement and criminal justice.
IIT Research Institute Chicago, Ill. (#66-9 - see #67-29, p.11)	\$ 23,443 4/29/66- 9/30/67 17 mos.	First National Symposium on Law Enforcement Science and Technology 3/67, Chicago, for scientists, engineers, law enforcement officials (1,000 participants).
Arthur D. Little, Inc. Cambridge, Mass. (#66-10 - see #67-12, p.11)	\$ 99,500 6/9/66- 10/1/66 4 mos.	Study of illicit traffic in narcotics and dangerous drugs and law enforcement methods for control and suppression, including analysis of traffic from origin to user, current treatment and control alternatives.

VI. Special Programs

<u>State</u>	<u>Grantee</u>	<u>Amount/ Duration</u>	<u>Nature of Project</u>
<u>A. State Planning Committees in Criminal Administration</u>			
Minnesota	Governor's Commission on Law Enforcement, Criminal Justice Administration and Corrections St. Paul, Minn. (#069 - see #328, p. 72)	\$ 25,000 7/1/66- 12/31/67 18 mos.	Thirty-three member commission (plus technical advisory committee - 15 members).
Wisconsin	Governor's Commission on Law Enforcement and Crime Madison, Wis. (#063 - see #370, p.73)	\$ 25,000 6/1/66- 3/31/68 22 mos.	Thirty-one member com- mission (includes sub- granting program for need studies).
<u>B. Police Science Degree Development</u>			
Georgia	University of Georgia (University System of Georgia Cooperating) Athens, Ga. (#058 - see #245, p. 74)	\$ 15,000 9/1/66- 3/15/67 8 mos.	Grant to develop two- year police science degree program.
Kentucky	Eastern Kentucky State College Richmond, Ky. (#047)	\$ 36,844 6/15/66- 2/15/68 20 mos.	Two- and four-year degree programs.
Pennsylvania	Indiana University of Pennsylvania Indiana, Pa. (#059 - see #252, p. 75)	\$ 13,191 9/1/66- 8/31/67 12 mos.	Two- and four-year degree programs.
Tennessee	Memphis State University Memphis, Tenn. (#057 - see #248, p. 75)	\$ 13,482 9/1/66- 8/31/67 12 mos.	Two-year degree program.
<u>C. State Law Enforcement Standards and Training Commissions</u>			
Connecticut	Connecticut Municipal Police Training Council Farmington, Conn. (#056 - see #356, p.77)	\$ 27,050 7/1/66- 9/30/67 15 mos.	Existing commission - new program development.




GRANTS AND CONTRACTS

Fiscal 1967
July 1, 1966 through June 30, 1967

176 grants and contracts
(including 10 supplemental awards)

\$6,659,115 in awards



I. Law Enforcement - Education and Training

<u>Grantee or Contractor</u>	<u>Amount/ Duration</u>	<u>Nature of Project</u>
Southern Police Institute, University of Louisville Louisville, Ky. (#074)	\$166,540 10/1/66- 12/31/68 27 mos.	Advanced in-service educational program for command police officers from Southeast and South Central region (12-wk. course--15 states participating--120 trainees).
St. Petersburg Junior College St. Petersburg, Fla. (#075)	\$ 43,527 7/1/66- 11/30/67 17 mos.	Development and presentation of management training course for police executives--police chiefs from 40 Florida cities (6 wks. of training distributed over the project year).
International Association of Chiefs of Police, Inc. Washington, D.C. (#079)	\$ 81,489 8/1/66- 8/31/67 13 mos.	Three regional training institutes for police executives--1-mo. course for 80 chiefs in 20 states (eastern, central and western locations at university sites).
League of Kansas Municipalities Topeka, Kan. (#081)	\$ 2,428 9/1/66- 11/30/66 3 mos.	Printing and distribution of law enforcement handbook to all Kansas law enforcement officers (in cooperation with State sheriffs, police chiefs, and peace officers assns.).
Arkansas Law Enforcement Training Academy Little Rock, Ark. (#087)	\$ 33,251 10/15/66- 11/15/67 13 mos.	Management-supervisory training for law enforcement officers--sergeant through chief (175 participants--5 regional courses--4 wks. each).
Honolulu Police Dept. Honolulu, Hawaii (#088)	\$ 19,947 9/1/66- 7/31/67 11 mos.	One-wk. training institute in police-community relations (7/67) for police, social agencies, churches, unions, minority group organizations (200-300 participants).
Des Moines Police Dept. Des Moines, Iowa (#091)	\$ 16,120 1/1/67- 1/1/68 12 mos.	Development and testing of law enforcement course for vocational high school seniors (full semester credit course) to provide both career orientation and understanding of law and law enforcement function.

I. Law Enforcement - Education and Training (cont)

Inter-American Center, Catholic University of Puerto Rico Ponce, P.R. (#125)	\$ 32,758 2/1/67- 7/31/67 6 mos.	One-mo. institute (Puerto Rican culture, social conditions, law enforcement practices, etc.) for 35 police supervisors and chiefs from 9 cities with large Spanish-speaking populations to improve understanding and effectiveness in police service to these groups.
Office of the Mayor Pittsburgh, Pa. (#126)	\$ 48,598 2/1/67- 2/29/68 13 mos.	In-service training program in police-community relations for 500 patrolmen and supervisors (10 presentations of 24-hr. course using lecture and small group discussion).
John Jay College of Criminal Justice, City University of New York New York, N.Y. (#127 - see #290, p.8)	\$ 59,000 2/15/67- 8/31/68 19 mos.	Fellowship support (living stipend, tuition, and fees) for selected law enforcement officers for graduate study leading to master's degree in public administration (emphasis on law enforcement and police administration) (other fellowships under Grants #162 and #165).
Traffic Institute of Northwestern University Evanston, Ill. (#128)	\$125,154 2/1/67- 1/31/69 24 mos.	Regional expansion of present short course programs for management, supervision, personnel management, and instructor training (North Central states--125 participants per yr.--5 different courses).
Southwestern Legal Foundation Dallas, Tex. (#129)	\$ 42,548 4/1/67- 3/31/69 24 mos.	Expansion and regionalization of present 4- and 12-wk. police in-service training course for command and supervisory personnel (5-state area--25 to 50 traineeships per yr.).
Harrisburg Area Community College Harrisburg, Pa. (#135)	\$ 24,622 2/15/67- 3/15/68 13 mos.	Police management institute for command level personnel from 4-state area with primary focus on Pennsylvania (30 chiefs--1-mo. course--cities of 20,000 to 50,000 population).
Wilmington Police Dept. Wilmington, Del. (#155)	\$ 16,185 3/1/67- 11/30/67 9 mos.	Closed circuit TV training for in-service and recruit training programs of metropolitan department and surrounding communities (5 test presentations--academy class and roll call use).

I. Law Enforcement - Education and Training (cont)

University of California Berkeley, Calif. (#162 - see #291, p.8)	\$ 65,000 5/1/67- 9/30/68 17 mos.	Fellowship support (living stipend, tuition, and fees) for selected law en- forcement officers for graduate study leading to master's degree in criminol- ogy (other fellowships under Grants #127 and #165).
School of Police Adminis- tration and Public Safety, Michigan State University East Lansing, Mich. (#165 - see #292, p.8)	\$ 58,730 5/1/67- 8/31/68 16 mos.	Fellowship support (living stipend, tuition, and fees) for selected law en- forcement officers for graduate study leading to master's degree in police administration (other fellowships under Grants #127 and #162).
University of Cincinnati (with Cincinnati Division of Police) Cincinnati, Ohio (#169)	\$ 51,174 9/1/67- 8/31/69 24 mos.	Integration of large city police cadet program with "cooperative college plan" of education leading to 2-yr. associate degree (30 trainees 1st yr., 60 in 2d, 90 in 3d--alternate quarters of full- time study and full-time on-the-job police work experience).
Alexandria Police Dept. Alexandria, Va. (#190)	\$ 55,960 4/1/67- 3/31/68 12 mos.	Executive development training for 120 command and middle management police officers from Washington-Baltimore (incl. Va.) area--6 courses--10 days each, con- ducted by American University.
Connecticut Municipal Police Training Council New Haven, Conn. (#191)	\$ 29,834 5/1/67- 4/30/69 24 mos.	Twelve seminars on criminal law (6 wks. each) for 600 police officers in the state--300 per year. Emphasis on federal and Conn. court decisions.
WGBH Educational Foundation Boston, Mass. (#193)	\$116,481 6/1/67- 5/31/68 12 mos.	Training films in basic subjects for police officers in 6 N.E. states via ETV network to aid region's 500 depts. (est. 15,000 officers).
New York State Police Albany, N.Y. (#204)	\$ 24,181 6/1/67- 8/31/67 3 mos.	Development and distribution to all police officers in state (except NYC) of 500-pp. handbook based on new N.Y. Penal Law. To include operational guidance and instruction re reports, administration, records, scientific investigation aids, firearms use, and other law enforcement topics.

1. Law Enforcement - Education and Training (cont)

City of Detroit and Mayor's Committee for Human Resources Develop- ment Detroit, Mich. (#205)	\$ 58,067 6/15/67- 12/15/67 6 mos.	Training of police officers in com- munity relations skills: community and minority group understanding, handling of protest demonstrations, field and arrest procedures re Supreme Court decisions, etc. (police dept. assisted by Mayor's Committee).
U.S. Attorney, E.D. La. New Orleans, La. (#67-16)	\$ 2,141 9/1/66	Two-day training institute on develop- ments in law for local and state law enforcement agencies fall 1966, New Orleans (est. 400).
Norman Pomrenke Chapel Hill, N.C. (#67-22)	\$ 710 1/16/67	Study of need for and extent of police management training in 8 southern states.
Management Analysis Center Cambridge, Mass. (#67-31)	\$ 61,313 5/14/67	Second annual Harvard Business School executive training seminar for police chiefs of nation's large police depts. (3 wks., summer 1967).

II. Law Enforcement - Operations Improvement

<u>Grantee or Contractor</u>	<u>Amount/ Duration</u>	<u>Nature of Project</u>
Metropolitan Police Dept. Washington, D.C. (#071)	\$104,987 7/1/66- 4/1/67 9 mos.	Complete study and redesign of police communications system to provide model system format.
Tucson Police Dept. Tucson, Ariz. (#073 - see #295, p.63)	\$ 60,291 9/1/66- 12/31/67 16 mos.	School resource officer program (police assigned to and working with junior high and elementary schools) including specialized training and in-depth evaluation of program.
University of Mississippi (National Sheriffs Association cooperating) Oxford, Miss. (#097)	\$ 62,004 10/1/66- 4/15/68 19 mos.	Collection, interpretation, and dissemination of data on the sheriff's office in 11 southern states--organization, selection, tenure, operations, problems, etc.
Syracuse Police Dept. Syracuse, N.Y. (#100)	\$ 38,680 10/1/66- 12/31/67 15 mos.	Pilot project to improve handling of juveniles and youthful offenders, including complete revision of police juvenile procedures, study of boys on probation, plan for early identification of probable repeaters, and design of professionally staffed screening-referral unit.
St. Louis County St. Louis, Mo. (#119)	\$ 20,027 2/1/67- 8/31/67 7 mos.	Study of feasibility and legal and financial implications of consolidation of law enforcement services in county area, including weaknesses, improvements, and models for other localities.
Boston Police Dept. Boston, Mass. (#153 - see #346, p.64)	\$ 30,200 3/1/67- 7/31/67 5 mos.	Development study of communications and police dept. information system needs to increase efficiency of report and record keeping operations, facilitate access to operational information, and delineate optimum uses and potentials of advanced data retrieval capabilities.
University of Virginia Charlottesville, Va. (#154)	\$172,550 6/1/67- 8/31/68 15 mos.	Research in spark source mass spectrometry re identification of substances for criminal investigation and prosecution and comparison of spectrometry with neutron activation analysis.

II. Law Enforcement - Operations Improvement (cont)

City College of New York (with NYC Police Dept.) New York, N.Y. (#157)	\$ 94,736 4/1/67- 3/31/69 24 mos.	Round-the-clock radio patrol tactical units specially trained and assigned to respond to family disturbance complaints. Includes training in family crisis counselling, field demonstration, and evaluation.
City of Cincinnati Cincinnati, Ohio (#167 - see #321, p.63)	\$123,712 3/31/67- 6/30/69 27 mos.	Development of computer-based regional law enforcement information system (hardware and software) to integrate and serve information handling requirements of police, prosecution, and court agencies in Hamilton County and environs.
Los Angeles Technical Services Corp. (with Los Angeles Police Dept.) Los Angeles, Calif. (#170)	\$149,625 4/1/67- 5/14/68 14 mos.	Development work on automated police information system featuring design of integrated computer programs for correlation and retrieval of tactical and investigative data in "natural language" form.
New Haven Police Dept. New Haven, Conn. (#171)	\$ 45,651 4/1/67- 7/31/68 16 mos.	Exploration of law enforcement utilization of 1970 Census Bureau data, particularly re resource allocation and police operations planning.
Salt Lake City Police Dept. Salt Lake City, Utah (#180)	\$ 28,913 6/1/67- 9/30/68 16 mos.	Establishment and operation of crime and delinquency prevention unit within police department (major focus on prevention) for pre-delinquent youth and their families. Evaluation by University of Utah.
City of Redondo Beach Redondo Beach, Calif. (#182)	\$168,505 5/1/67- 5/31/69 25 mos.	Grantee and subcontractor (North American Aviation) will develop and evaluate a non-computerized data processing system for small police depts. (40-100 personnel).
Oak Park Police Dept. Oak Park, Ill. (#186)	\$ 20,052 6/1/67- 5/31/68 12 mos.	Establishment and training of police-community relations teams in 20-25 Chicago suburbs, Staff service by National Conference of Christians and Jews (Chicago).
Chicago Police Dept. Chicago, Ill. (#195)	\$150,477 7/1/67- 6/30/69 24 mos.	Development of internal operations research and systems analysis unit, test of validity of internal unit, and test of its ability to solve such problems as increasing the effectiveness of field resources.

II. Law Enforcement - Operations Improvement (cont)

New York State Identification and Intelligence System Albany, N.Y. (#199)	\$ 77,000 7/1/67- 6/30/68 12 mos.	Development of automated personal appearance data and identification system using closed circuit audio-video network (color) and computerized storage and retrieval (state-wide) by research component.
University of Illinois Urbana, Ill. (#215 - see #266, p.8)	\$ 15,787 6/16/67- 8/31/68 15 mos.	Support for first phase of study of low and middle level police supervision: gathering data on organizational structures, selection and promotion practices, etc. (Chicago Police Dept., Decatur, Ill. Police Dept., and Illinois State Highway Police).
Washington Urban League Washington, D.C. (#218)	\$ 25,357 6/15/67- 9/15/67 3 mos.	Improvement of police-citizen relationships at precinct level and provision of community leadership as on-the-scene stabilizer in tense incidents, via police-community councils in 8 D.C. precincts (3 field workers per precinct and 24-hr. communications center). Support also from U.S. Dept. of Labor.
U.S. Atomic Energy Commission (with General Dynamics Corporation) (#67-13)	\$ 45,000 8/24/66- 10/31/67 16 mos.	Developmental work on neutron activation analysis to identify substances in criminal investigations. Includes statistical calculations on identity and coincidence, and catalog of composition of commercial substances.
Federal Bureau of Investigation, U.S. Dept. of Justice Washington, D.C. (with 15 state and local law enforcement agencies State: Calif. (2), Ga., Md., N.Y., Pa., Tex., Va. Local: Boston, Chicago, D.C., New Orleans, NYC, Phila., St. Louis) (#67-21 - see #66-100, p.22, and #68-41, p.64)	\$406,197 9/1/66	One-year test of computer-assisted coast-to-coast information network linking 15 local and state law enforcement agencies with National Crime Information Center. Information on fugitives, stolen cars, and property. Grant will help finance agencies' initial installation costs.

III. Corrections

<u>Grantee or Contractor</u>	<u>Amount/ Duration</u>	<u>Nature of Project</u>
D.C. Dept. of Corrections Washington, D.C. (#089)	\$ 74,530 10/1/66- 2/29/68 17 mos.	Establishment of model research unit to organize data, research effectiveness of present and future corrections programs, plan new efforts, and demonstrate value of this function in a correctional system.
National Council on Crime and Delinquency (with Menninger Foundation) New York, N.Y. (#099)	\$ 9,387 12/10/66- 4/30/67 5 mos.	Three-day institute in Topeka, Kan., 1/67 on management and treatment of mentally disordered offenders (9 west-midwest states' representatives from prisons, mental hospitals, governors).
Lane County Youth Study Board Eugene, Ore. (#124)	\$ 8,727 5/1/67- 9/30/67 5 mos.	Development of training materials for correctional personnel, particularly in semi-rural areas, at different levels: administration, supervision, direct services, community-based and institutional treatment.
Regents of the University of California Berkeley, Calif. (#131)	\$147,924 1/1/67- 2/28/69 26 mos.	Examination of the operation of critical factors affecting success/failure of adult parolees and formulation of changes to increase parole agency effectiveness.
Center for Advanced Study in Organization Science, University of Wisconsin Milwaukee, Wis. (#143)	\$105,033 3/1/67- 2/28/69 24 mos.	One-mo. executive development training institutes for correctional administrators (1 per yr.--two 2-wk. sessions--25 trainees, each drawn nationally).
American Foundation Philadelphia, Pa. (#144)	\$ 45,000 3/1/67- 2/29/68 12 mos.	Planning, production and distribution of 30-min. film on jail and the misdemeanant as training aid for correctional personnel and to stimulate public concern and knowledge re constructive treatment programs.
City of Detroit Detroit, Mich. (#149)	\$137,000 4/1/67- 5/31/68 14 mos.	Treatment and rehabilitation of misdemeanant offenders in house of corrections (est. 100 subjects), involving intensive testing and counselling services, work-release programs, and post- and pre-release remedial education, vocational guidance, job training, and family services.

III. Corrections (cont)

Youth Studies Center, University of Southern California Los Angeles, Calif. (#168 - see #359, p.67)	\$112,942 4/1/67- 3/31/68 12 mos.	Development of mathematical models of the probation process, including com- puterized prediction of probation suc- cess and probation alternatives not likely to be selected. Will be tested in 3 county probation depts.
Joint Commission on Correctional Manpower and Training Washington, D.C. (#172)	\$ 6,000 4/1/67- 9/30/67 6 mos.	Three-day seminar on in-service training for correctional personnel--needs, methods, content, implementation-- including working papers to be distri- buted widely as curriculum and tech- nical assistance guides to correctional agencies and grantees (5/67, Washington, D.C.).
New York Postgraduate Center for Mental Health New York, N.Y. (#201)	\$ 28,710 9/1/67- 8/30/68 12 mos.	Training in treatment of narcotics offenders for 80 institution-based corrections personnel in NYC Dept. of Corrections (psychiatrists, psy- chologists, social workers, and selected correctional officers)--19 session-12 mo. program.

IV. Criminal Justice

<u>Grantee or Contractor</u>	<u>Amount/ Duration</u>	<u>Nature of Project</u>
Harvard Law School Cambridge, Mass. (#085 - see #293, p.68)	\$ 22,960 10/1/66- 12/20/67 15 mos.	Use of senior law students as prosecutors in minor criminal cases of selected local courts, under new court rule with special supervision and training.
Roscoe Pound-American Trial Lawyers Foundation (with University of Michigan) Boston, Mass. (#086 - see #68-45, p.86)	\$ 87,580 9/1/66- 11/30/67 15 mos.	Creation, production, and evaluation of 16 films (7+ hrs.) on criminal law advocacy and trial work for training prosecutors, defense attorneys, law students, and law enforcement personnel.
St. Louis Metropolitan Police Dept. St. Louis, Mo. (#093 - see #284, p.8)	\$158,781 10/1/66- 10/31/67 13 mos.	Detoxification facility for persons taken into police custody for drunkenness including medical care, therapy, and counselling and referral, as alternative to usual arrest, jail, and prosecution procedures (3000 annual capacity).
Boston University Law School Boston, Mass. (#102 - see #320, p.68)	\$ 63,517 1/1/67- 1/1/68 12 mos.	Similar to Harvard project (#085)--use of senior law students as prosecutors in minor criminal cases. Trial work is clinical adjunct to credit course.
University of Montana Law School Missoula, Mont. (#158)	\$ 20,000 4/1/67- 9/30/67 6 mos.	Conduct of 4-day tribal judge training institute (30 participants) and law student criminal justice internship program (12 summer interns) with placement on Indian reservations ("ombudsman" services) and in probation, police, and county prosecutor offices.
Judicial Council and Attorney General of Minnesota St. Paul, Minn. (#192)	\$169,490 5/1/67- 7/31/69 27 mos.	Test of effectiveness of full-time district prosecutors in rural areas now served only by part-time county prosecutors (prosecutor and 1 assistant for ea. of 2 pilot districts covering aggregate of 32 counties).
Institute of Criminal Law and Procedure, Georgetown University Law Center Washington, D.C. (#217)	\$ 73,771 6/1/67- 1/30/69 20 mos.	Evaluation of offender rehabilitation project (social investigation and case-work services by D.C. Legal Aid Agency). Evaluation includes cost benefits, impact on defendants, courts, attorneys, and potential for other defender agencies.

V. General Studies and Crime Prevention

<u>Grantee or Contractor</u>	<u>Amount/ Duration</u>	<u>Nature of Project</u>
Des Moines Police Dept. Des Moines, Iowa (#090)	\$ 14,054 10/1/66- 10/1/67 12 mos.	Crime prevention program, using police academy facilities, for owners, managers, and employees of local businesses (150 participants--20-hr. course).
Maryland State Dept. of Education Baltimore, Md. (#096)	\$ 12,123 10/1/66- 6/30/67 9 mos.	Development and testing of course on "citizenship and the law" as crime preventor (20 jr. high schools in 3 counties) and production of training film and other special training materials.
Matson Research Corp. San Francisco, Calif. (#67-15)	\$ 3,000 8/1/66- 9/20/66 2 mos.	Preliminary research to determine magnitude and feasibility of major study on organized crime.
The Advertising Council, Inc. New York, N.Y. (#67-17 - see #68-47, p.70)	\$ 75,000 12/31/66- 12/31/67 12 mos.	Nationwide crime prevention campaign to reduce auto theft and burglary by citizen education, via contributed services and resources of advertising agencies, media, and users. (Grant funds limited to out-of-pocket costs in million dollar campaign.).

VI. Special Programs

<u>State</u>	<u>Grantee</u>	<u>Amount/ Duration</u>	<u>Nature of Project</u>
<u>A. State Planning Committees in Criminal Administration</u>			
California	Joint Council on Technology and the Administration of Justice Sacramento, Calif. (#103)	\$ 25,000 10/1/66- 3/31/68 18 mos.	Fifteen-member council with initial concentration on design of integrated criminal justice information system.
Connecticut	Governor's Planning Committee on Criminal Administration Hartford, Conn. (#219)	\$ 24,746 7/1/67- 6/30/68 12 mos.	Twenty-one member committee will research, analyze and develop comprehensive course of action for improved law enforcement and criminal justice administration in state.
Florida	State Committee on Law Enforcement and Administration of Justice Tallahassee, Fla. (#130)	\$ 22,068 1/1/67- 6/30/68 18 mos.	Essentially same as above by 16-member committee.
Illinois	Governor's Planning Committee on Criminal Justice Springfield, Ill. (#209)	\$ 24,952 6/1/67- 5/31/68 12 mos.	Essentially same as above by 5-member committee.
Iowa	Committee on Planning and Evaluation in Criminal Administration Des Moines, Iowa (#110 - see #363, p.71)	\$ 25,000 1/1/67- 4/30/68 16 mos.	Essentially same as above by 16-member committee.
Kentucky	Commission on Law Enforcement and Crime Prevention Frankfort, Ky. (#202)	\$ 25,000 7/1/67- 6/30/68 1 mos.	Essentially same as above by 35-member commission.
Massachusetts	Governor's Public Safety Committee Boston, Mass. (#140 - see #329, p.71)	\$ 24,600 3/1/67- 3/31/68 13 mos.	Essentially same as above by 17-member commission.

VI. Special Programs (cont)

A. State Planning Committees in Criminal Administration (cont)

Michigan	Commission on Crime, Delinquency and Criminal Administration Lansing, Mich. (#072 - see #328, p.72)	\$ 25,000 7/1/66- 6/30/67 12 mos.	Essentially same as foregoing by 45-member commission
Missouri	Governor's Citizens Committee on Delinquency and Crime St. Louis, Mo. (#200)	\$ 25,000 7/1/67- 6/30/68 12 mos.	Essentially same as above by 14-member citizens committee, assisted by technical advisory committee (heads of law enforcement, criminal justice, and corrections agencies in state).
New Jersey	Commission to Study Causes and Prevention of Crime in New Jersey Trenton, N.J. (#076)	\$ 25,000 8/1/66- 12/31/67 17 mos.	Essentially same as above by 15-member commission.
New York	Governor's Special Committee on Criminal Offenders Albany, N.Y. (#152)	\$ 25,000 3/1/67- 2/28/68 12 mos.	Essentially same as above by 16-member committee (initial emphasis on offender correction and rehabilitation).
North Dakota	Attorney General, State of North Dakota Bismarck, N.D. (#173 - see #358, p. 72)	\$ 19,000 4/1/67- 5/1/68 13 mos.	Essentially same as above by 9-member North Dakota Law Enforcement Council.
Pennsylvania	Office of the Attorney General, Commonwealth of Pennsylvania Harrisburg, Pa. (#221)	\$ 25,000 7/1/67- 6/30/68 12 mos.	Essentially same as above by 21-member Pennsylvania Crime Commission.
West Virginia	Governor's Committee on Crime, Delinquency, and Corrections Charleston, W. Va. (#070 - see #239, p.#3)	\$ 25,000 7/1/66- 6/1/68 23 mos.	Essentially same as above by 15-member commission.

VI. Special Programs (cont)

<u>State</u>	<u>Grantee</u>	<u>Amount/ Duration</u>	<u>Nature of Project</u>
<u>B. Police Science Degree Development</u>			
Alabama	Jefferson State Junior College Birmingham, Ala. (#112 - see #269, p.74)	\$ 13,145 1/1/67- 9/30/67 9 mos.	Grant to develop 2-yr. police science degree program: design curriculum, secure community and law enforcement agency support.
Colorado	Metropolitan State College Denver, Colo. (#181 - see #278, p.74)	\$ 9,923 5/1/67- 10/31/67 6 mos.	Same as above--2- and 4-year degree programs.
Guam	College of Guam Agana, Guam (#189)	\$ 13,950 9/1/67- 9/1/68 12 mos.	Same as above--2-yr. degree program.
Hawaii	University of Hawaii Honolulu, Hawaii (#078 - see #250, p.74)	\$ 14,679 8/1/66- 6/30/67 11 mos.	Same as above--2-year degree program.
Idaho	Boise College Boise, Idaho (#083)	\$ 14,758 9/1/66- 8/31/67 12 mos.	Same as above--4-year degree program.
Illinois	University of Illinois at Chicago Circle Chicago, Ill. (#111 - see #251, p.74)	\$ 11,405 1/1/67- 8/31/67 8 mos.	Same as above--4-year degree program.
Iowa	University of Iowa Iowa City, Iowa (#122 - see #318, p.74)	\$ 13,290 2/1/67- 1/31/68 12 mos.	Same as above--2-year degree program.
Minnesota	University of Minnesota Minneapolis, Minn. (#084)	\$ 12,922 9/15/66- 9/14/68 24 mos.	Same as above--2-year degree program.
Mississippi	University of Mississippi Oxford, Miss. (#094 - see #285, p.74)	\$ 15,000 9/15/66- 11/30/67 15 mos.	Same as above--4-year degree program.
Missouri	University of Missouri St. Louis, Mo. (#166 - see #344, p. 75)	\$ 14,852 5/1/67- 4/30/68 12 mos.	Same as above--4-year degree program.

VI. Special Programs (cont)B. Police Science Degree Development (cont)

Nevada	University of Nevada Reno, Nev. (#105 - see #249, p.75)	\$ 12,730 1/1/67- 8/31/67 8 mos.	Same as foregoing--2- year degree program.
New Jersey	Rider College Trenton, N.J. (#120 - see #247, p.75)	\$ 6,369 2/1/67- 7/1/67 5 mos.	Same as above--2-year degree program.
North Dakota	Minot State College Minot, N.D. (#108)	\$ 13,772 11/1/66- 11/30/67 13 mos.	Same as above--2-year degree program.
Ohio	Lorain County Community College Lorain, Ohio (#117 - see #243, p.75)	\$ 13,130 1/1/67- 9/1/67 8 mos.	Same as above--2 year degree program.
Oklahoma	University of Oklahoma Oklahoma City, Okla. (#107 - see #288, p.75)	\$ 12,504 1/1/67- 8/31/67 8 mos.	Same as above--4-year degree program.
Oregon	Southern Oregon College Ashland, Ore. (#116 - see #299, p.75)	\$ 14,493 1/1/67- 12/31/67 12 mos.	Same as above--4-year degree program.
Texas	Tarrant County Junior College District Fort Worth, Tex. (#121 - see #297, p.76)	\$ 14,444 2/1/67- 11/30/67 10 mos.	Same as above--2-year degree program.
Utah	Weber State College Ogden, Utah (#118 - see #315, p.76)	\$ 15,000 1/1/67- 5/15/68 17 mos.	Same as above--2-year degree program
Virginia	Richmond Professional Institute Richmond, Va. (#077 - see #244, p.76)	\$ 13,638 9/1/66- 6/30/67 10 mos.	Same as above--4-year degree program.
Virgin Islands	College of the Virgin Islands St. Thomas, V.I. (#183 - see #326, p.76)	\$ 11,165 5/1/67- 10/31/67 6 mos.	Same as above--2-year degree program.

VI. Special Programs (cont)B. Police Science Degree Development (cont)

Wisconsin	University of Wisconsin Milwaukee, Wis. (#203)	\$ 14,960 9/1/67- 6/30/68 10 mos.	Same as foregoing-- 4-year degree program.
Wisconsin	Wisconsin State University Platteville, Wis. (#211)	\$ 14,942 9/1/67- 6/30/68 10 mos.	Same as above--2- and 4-year degree program.

VI. Special Programs (cont)

<u>State</u>	<u>Grantee</u>	<u>Amount/ Duration</u>	<u>Nature of Project</u>
<u>C. State Law Enforcement Standards and Training Commissions</u>			
Illinois	Illinois Local Govern- mental Law Enforcement Officers Training Board Springfield, Ill. (#161)	\$ 29,700 5/1/67- 7/31/68 15 mos.	New program development- existing commission will expand and implement current basic recruit curriculum and new super- visory, management, and special subject training courses.
Kentucky	Eastern Kentucky University Richmond, Ky. (#080 - see #240, p.77)	\$ 15,000 9/1/66- 6/30/68 22 mos.	Planning grant to estab- lish commission and develop legislation for state-wide standards for selection and training of law enforcement officers.
Maine	Maine Municipal Police Training Council Portland, Me. (#151)	\$ 15,000 6/1/67- 8/15/68 15 mos.	Planning grant to estab- lish agency and develop legislation for state- wide standards for selection and training for law enforcement officers.
Maryland	Maryland Police Training Commission Pikesville, Md. (#220)	\$ 24,592 7/1/67- 6/30/68 12 mos.	New program development- existing commission will expand activities and program coverage.
Massachusetts	Massachusetts Municipal Police Training Council Boston, Mass. (#145)	\$ 15,000 3/1/67- 5/31/68 15 mos.	New program development- existing council will implement minimum train- ing requirements for law enforcement officers man- dated by new statute, including certification and supervision of schools authorized to give required basic re- cruit course.
Michigan	Michigan Law Enforcement Officers Training Council Lansing, Mich. (#177)	\$ 34,637 5/1/67- 4/30/68 12 mos.	New program development- existing council will expand activities, i.e., standardize police selection and training.

VI. Special Programs (cont)G. State Law Enforcement Standards and Training Commissions (cont)

Missouri	Governor's Citizens Committee on Delinquency and Crime St. Louis, Mo. (#213)	\$ 15,000 7/1/67- 6/30/68 12 mos.	Planning grant to establish commission and develop legislation for state-wide system for recruiting and training law enforcement officers.
Ohio	Ohio Peace Officers Training Council Columbus, Ohio (#137)	\$ 34,955 4/1/67- 3/31/68 12 mos.	New program development-existing commission will expand activities, i.e., job study and analysis of police function, evaluation and revision of training curricula, and development of new instructional aids, materials and course outlines.
Oregon	Oregon Advisory Board on Police Standards and Training Salem, Ore. (#095 - see #334, p.78)	\$ 29,990 1/1/67- 2/14/68 14 mos.	New program development-existing commission will expand activities, i.e., state-wide survey, certification of students and instructors, uniform recruitment standards, revision and development of course curricula, development of state-wide corps of qualified instructors.
South Dakota	South Dakota Division of Criminal Investigation Pierre, S.D. (#150)	\$ 18,242 4/1/67- 3/31/68 12 mos.	New program development-existing agency will develop and implement state-wide training for law enforcement officers.
Texas	Texas Commission on Law Enforcement Officer Standards and Education Austin, Tex. (#082)	\$ 33,838 9/1/66- 2/28/68 18 mos.	New program development-existing commission will expand activities, i.e., selection standards, curriculum aids, certification of instructors.

VI. Special Programs (cont)

C. State Law Enforcement Standards and Training Commissions (cont)

Utah	Utah Dept. of Public Safety Salt Lake City, Utah (#216)	\$ 30,074 7/1/67- 7/31/68 13 mos.	Utah State Division of Peace Officer Training will upgrade state-wide training, standardize certification of instructors, and conduct basic training for 150 officers during 1967-68.
Vermont	Office of the Attorney General State of Vermont Montpelier, Vt. (#156)	\$ 15,000 4/1/67- 3/31/68 12 mos.	Planning grant to develop legislation for minimum selection and training standards system for state and municipal law enforcement officers.
Washington	Washington Law Enforcement Officers Training Commission Seattle, Wash. (#101)	\$ 29,886 2/1/67- 2/19/68 13 mos.	New program development-existing commission will expand activities, i.e., minimum recruitment standards, revision and development of course curricula, development of state-wide corps of qualified instructors.
West Virginia	West Virginia Governor's Committee on Crime, Delinquency, and Corrections Charleston, W. Va. (#185)	\$ 15,000 6/1/67- 6/30/68 13 mos.	Planning grant to establish committee, develop legislation for state-wide standards for selection and training of law enforcement officers, and formulate wage, hours, and benefits scale.
Wisconsin	Wisconsin Governor's Commission on Law Enforcement and Crime Madison, Wis. (#132)	\$ 14,610 2/1/67- 12/31/67 11 mos.	Planning grant to establish commission and develop legislation for state-wide standards for selection, training, and promotion of law enforcement officers.

VI. Special Programs (cont)

<u>State</u>	<u>Grantee</u>	<u>Amount/ Duration</u>	<u>Nature of Project</u>
<u>D. Police-Community Relations Planning and Development in Metropolitan Police Departments</u>			
Tucson, Arizona	Tucson Police Dept. (#146)	\$ 15,003 3/1/67- 2/15/68 12 mos.	Develop p.c.r.* program including training for all supervisory and command personnel and 10 patrolmen (video-tapes of training to be used for entire dept.
Riverside County, California	Riverside County Sheriff's Dept. Riverside, Calif. (#188)	\$ 12,936 6/1/67- 1/31/68 8 mos.	Develop p.c.r. program for all 14 law enforcement agencies in county, including training of all personnel, establishment of p.c.r. council, survey of citizens' attitudes.
San Jose, California	San Jose Police Dept. (#115)	\$ 14,970 2/1/67- 7/31/67 6 mos.	Develop p.c.r. function with particular emphasis on pilot program in overcrowded area with diverse ethnic makeup. Seminars, work with, and officer recruitment from, minority groups.
New Haven, Connecticut	New Haven Police Dept. (#114)	\$ 14,917 2/1/67- 1/31/68 12 mos.	Develop p.c.r. program wherein police planning committee will work with community agencies and citizen groups. Inter-group conferences will evaluate operations and training.
Chicago, Illinois	Chicago Police Dept. (#179)	\$ 14,500 5/1/67- 1/31/68 9 mos.	Development of human relations training material for use at Chicago Police Academy.

* P.c.r. = police-community relations

VI. Special Programs (cont)D. Police-Community Relations Planning and Development in Metropolitan Police Departments (cont)

Peoria, Illinois	Peoria Police Dept. (#164)	\$ 14,969 4/1/67- 3/31/68 12 mos.	Develop p.c.r. plan through study of present literature, survey of the dept., and liaison with civic groups.
Gary, Indiana	Gary Police Dept. (#113)	\$ 14,387 2/1/67- 10/31/67 9 mos.	Develop p.c.r. division and program in 2 phases: 1) analysis of police personnel attitudes and 2) citizen advisory committee to work with police re training and operational program elements.
Des Moines, Iowa	Des Moines Police Dept. (#163)	\$ 14,991 7/1/67- 6/30/68 12 mos.	Develop p.c.r. program, including special emphasis on juvenile and minority groups and special p.c.r. training added to regular training academy program.
Kansas City, Kansas	Kansas City Police Dept. (#147)	\$ 15,003 3/1/67- 4/20/68 14 mos.	Expand present p.c.r. program through use of district citizen councils, establishment of speakers' bureau and youth council, and in-service training for entire dept.
Wichita, Kansas	Bureau of Police (#109)	\$ 14,998 11/1/66- 7/15/67 9 mos.	Develop p.c.r. program, including p.c.r. unit; training course; expanded recruiting of officers from, and closer work with, minority groups.

VI. Special Programs (cont)

D. Police-Community Relations Planning and Development in Metropolitan Police Departments (cont)

Boston, Massachusetts	Boston Police Dept. (#104)	\$ 15,000 10/1/66- 9/16/67 12 mos.	Develop p.c.r. program, including p.c.r. unit, advisory council, work- shops, and seminars with youth.
Michigan	Police Recruitment Project of Michigan, Inc. (Michigan Association of Chiefs of Police and Michigan Civil Rights Commission) Detroit, Mich. (#187)	\$ 14,999 6/1/67- 11/30/67 6 mos.	State-wide demonstration project to recruit, coun- sel, and place 1,000 officers on Mich. police forces, with focus on minority groups. Potential nation- al model.
Flint, Michigan	Flint Police Dept. (#138)	\$ 14,171 3/1/67- 3/1/68 12 mos.	Expand present program through additional train- ing, larger operational p.c.r. activities, and greater police involve- ment in community affairs.
Pontiac, Michigan	Pontiac Police Dept. (#176)	\$ 14,911 5/1/67- 10/31/67 6 mos.	Develop p.c.r. program, including p.c.r. unit, 12-wk. program for pre- delinquent 14- and 15- year-olds, summer 1967.
St. Paul, Minnesota	St. Paul Police Dept. (#210)	\$ 14,818 7/1/67- 6/30/68 12 mos.	Develop p.c.r. program, including p.c.r. train- ing for 25 key officers, seminars, presentations to community on police problems, and community attitude survey (with St. Thomas College).
Kansas City, Missouri	Kansas City Police Dept. (#175)	\$ 15,000 4/15/67- 6/30/68 15 mos.	Develop p.c.r. program, including expansion of communications thru com- munity councils, estab- lishment of youth coun- cil, 40-hr. training program.

VI. Special Programs (cont)

D. Police-Community Relations Planning and Development in Metropolitan Police Departments (cont)

St. Louis, Missouri	St. Louis Metropolitan Police Dept. (#136)	\$ 14,726 2/1/67- 3/31/68 14 mos.	Expand present p.c.r. program, including review and enlargement of departmental human relations training and establishment of 2 store- front centers in high crime areas.
Omaha, Nebraska	Omaha Police Dept. (#123)	\$ 15,000 2/1/67- 7/1/67 5 mos.	Develop p.c.r. program, including increased staff detached to work on p.c.r. problems and special training for 300 officers.
Elizabeth, New Jersey	Elizabeth Police Dept. (#159)	\$ 15,000 4/1/67- 12/31/67 9 mos.	Develop p.c.r. program, including establishment of 2-man p.c.r. unit, in-service training for 140 ($\frac{1}{2}$ of dept.), Spanish language training for 35 men.
Paterson, New Jersey	Paterson Board of Police and Fire Commissioners (#206)	\$ 14,847 6/15/67- 3/14/68 9 mos.	Expand present program, including the sollicita- tion of suggestions from the community, involve- ment of minority group leadership, and planning of workshops.
New York, New York	New York City Police Dept. (#142)	\$ 15,000 3/1/67- 5/31/68 15 mos.	Analysis of NYC p.c.r. programs, comparison with those in other cities, attitude survey among police officers, and development of long-range program. Vera Institute of Justice will assist.
Rochester, New York	Dept. of Public Safety (#141)	\$ 14,888 3/1/67- 10/31/67 8 mos.	Expand present program, including Spanish lan- guage training for 30 officers, new liaison police-youth-community specialist, radio and TV announcements and pro- grams to describe police functions and goals.

VI. Special Programs (cont)D. Police-Community Relations Planning and Development in Metropolitan Police Departments (cont)

Charlotte, North Carolina	Charlotte Police Dept. (#212)	\$ 14,290 7/1/67- 6/30/68 12 mos.	Establishment and training of 15 community relations problem-solving teams, each team including police and citizens.
Dayton, Ohio	Dayton Division of Police (#148)	\$ 15,000 3/1/67- 10/31/67 8 mos.	Develop p.c.r. program including establishment of 2-man p.c.r. unit, human relations training program for police personnel.
Oklahoma City, Oklahoma	Oklahoma City Police Dept. (#160)	\$ 14,940 4/1/67- 3/31/68 12 mos.	Develop p.c.r. program, including p.c.r. unit, 300 to receive 20 hrs. instruction at Southwest Center for Human Relations Studies, University of Oklahoma.
Tulsa, Oklahoma	Tulsa Police Dept. (#174)	\$ 14,900 4/15/67- 6/14/68 14 mos.	Develop p.c.r. program, including p.c.r. unit, training for all personnel, community contact work.
Richmond, Virginia	Bureau of Police (#106)	\$ 14,718 12/1/66- 10/31/67 11 mos.	Develop p.c.r. program, including p.c.r. unit, training course for all officers, and field interviews to analyze community needs.

VI. Special Programs (cont)

<u>State</u>	<u>Grantee</u>	<u>Amount/ Duration</u>	<u>Nature of Project</u>
<u>E. State-wide In-Service Training for Correctional Personnel</u>			
Georgia	Institute of Government, University of Georgia Athens, Ga. (#178 - see #303, p. 81)	\$ 13,750 5/1/67- 12/31/67 8 mos.	Development of state-wide training program for correctional staffs (probation, parole, institutions), primarily line and supervisory personnel--collaboration with educational institutions, correctional, parole, and probation agencies in state.
Illinois	Center for the Study of Crime, Delinquency, and Corrections Southern Illinois University Carbondale, Ill. (#197)	\$ 13,766 7/1/67- 12/31/67 6 mos.	Essentially same as above --collaboration with Illinois Dept. of Correction, Parole, and Probation.
Kansas	Governmental Research Center, University of Kansas Lawrence, Kan. (#134)	\$ 15,000 7/1/67- 6/30/68 12 mos.	Essentially same as above--collaboration with Kansas Board of Probation and Parole and Kansas Penal System.
Kentucky	Eastern Kentucky University Richmond, Ky. (#184)	\$ 15,000 6/1/67- 8/31/68 15 mos.	Essentially same as above--collaboration with Kentucky Dept. of Corrections and Division of Probation and Parole.
Missouri	Missouri Dept. of Corrections Jefferson City, Mo. (#133 - see #324, p. 82)	\$ 14,208 3/1/67- 11/30/67 9 mos.	Essentially same as above--collaboration with University of Missouri.
Nevada	Dept. of Continuing Education, University of Nevada Reno, Nev. (#223)	\$ 14,594 7/1/67- 4/30/68 10 mos.	Essentially same as above--collaboration with Nevada State Prison and Dept. of Parole and Probation.

VI. Special Programs (cont)E. State-wide In-Service Training for Correctional Personnel (cont)

New Hampshire	New Hampshire State Prison Concord, N.H. (#214 - see #323, p.82)	\$ 9,076 7/1/67- 12/31/67 6 mos	Essentially same as above--collaboration with University of New Hampshire and State Dept. of Probation and Parole.
New Jersey	New Jersey Dept. of Institutions and Agencies Trenton, N.J. (#196)	\$ 15,000 7/1/67- 6/30/68 12 mos.	Essentially same as fore- going--collaboration with Rutgers University.
Oregon	Oregon State Board of Control-Oregon State System of Higher Edu- cation Salem, Ore. (#194)	\$ 14,890 6/1/67- 5/31/68 12 mos.	Essentially same as above-- collaboration with Oregon Dept. of Corrections and Board of Parole and Probation.
Pennsylvania	Center for Law Enforcement and Corrections, Pennsylvania State Univer- sity University Park, Pa. (#222 - see #357, p. 32)	\$ 14,970 8/1/67- 4/16/68 9 mos.	Essentially same as above--collaboration with Pennsylvania Bureau of Corrections and Board of Probation and Parole.
Rhode Island	Rhode Island Dept. of Social Welfare Providence, R.I. (#139 - see #349, p. 83)	\$ 12,485 3/1/67- 4/16/68 14 mos.	Essentially same as above--collaboration with University of Rhode Island.
Tennessee	Government-Industry-Law Center, University of Tennessee Knoxville, Tenn. (#208)	\$ 15,000 8/21/67- 3/20/68 7 mos.	Essentially same as above--collaboration with Tennessee Dept. of Correction and Division of Probation and Parole.

VII. Technical Assistance, Dissemination etc.

<u>Grantee or Contractor</u>	<u>Amount/ Date</u>	<u>Nature of Project</u>
Technical assistance project (#67-18)	\$ 12,750 9/5/66	Three-day conference for state planning committees in criminal administration 10/66, University of Maryland.
President's Commission on Law Enforcement and Administration of Justice Washington, D.C. (#67-19)	\$246,064 9/27/66	Publication and dissemination of reports of the President's Commission on Law Enforcement and Administration of Justice: cover report, 9 task force reports, 41 consultant papers (GPO).
President's Commission on Crime in the District of Columbia Washington, D.C. (#67-20)	\$ 48,425 1/19/67	Publication and dissemination of final report of the President's Commission on Crime in the District of Columbia: 2 vols. (GPO).
Technical assistance project (#67-23)	\$ 4,540 1/11/67	Conference for OLEA police management training grantees 2/67, Washington, D.C.
Dissemination project (#67-24)	\$ 1,250 1/27/67	Dissemination of national correctional survey report, the by-product of Grant #003 to the National Council on Crime and Delinquency.
Dissemination project (#67-25)	\$ 4,500 2/24/67	Publication and dissemination of proceedings of the National Symposium on Science and Criminal Justice 6/66, Washington, D.C., a by-product of #66-7.
Federal Bureau of Investigation, U.S. Dept. of Justice Washington, D.C. (#67-26)	\$ 8,000 4/19/67	Publication of Federal Bureau of Investigation riot manual, 'Prevention and Control of Mobs and Riots.
W.H.T. Smith and F. Cizon (consultants) Syracuse, N.Y. and New Orleans, La. (#67-27)	\$ 4,771 4/17/67	Evaluation of OLEA-funded police-community relations programs in New Orleans, Newark, and Washington, D.C.

VII. Technical Assistance, Dissemination, etc. (cont)


University of Maryland College Park, Md. (#67-28)	\$ 14,000 5/15/67	Two-day training and technical assistance conference for recipients of OLEA police science degree planning grants 6/67, College Park, Md.
University Research Corp. Washington, D.C. (#67-30)	\$ 23,000 5/15/67	Three-day training and technical assistance conference for 40-60 police officers from depts. conducting OLEA-supported community relations programs 6/67, Washington, D.C.

GRANTS AND CONTRACTS

Fiscal 1968
July 1, 1967 through June 19, 1968

167 grants and contracts
(including 16 supplemental, 18 continuation, and 24 second stage awards)

\$6,939,064 in awards



I. Law Enforcement - Education and Training

<u>Grantee or Contractor</u>	<u>Amount/ Duration</u>	<u>Nature of Project</u>
New England Association of Chiefs of Police, Inc. Boston, Mass. (#238)	\$ 92,500 9/1/67- 8/31/68 12 mos.	Development and presentation of ten 3-wk. command training sessions for police officials from the 6 New England states (est. 300 participants).
School of Police Admin- istration and Public Safety, Michigan State University East Lansing, Mich. (#242)	\$126,929 9/1/67- 8/31/68 12 mos.	Assistance to medium size midwestern municipal police agencies in 11 states in planning and research: consultative services, 4 training workshops (15-20 depts. ea.), field placement of 8 interns.
Governmental Research Center, University of Kansas Lawrence, Kan. (#259)	\$143,538 8/1/67- 7/31/69 24 mos.	Expansion of state-wide law enforcement training: 3 recruit (3 wks. ea.), in-service criminal investigation (1 wk.), traffic investigation (1 wk.), and 3 supervisors' (3 days ea.) schools; orientation seminars for new sheriffs (2 wks.); and 2 police management seminars (2 wks.) (est. 370 participants).
John Jay College of Criminal Justice, City University of New York New York, N.Y. (#261)	\$ 39,900 10/1/67- 9/30/69 24 mos.	Development of B.S. degree program in criminalistics, including course outlines, laboratory guides and experiments, lecture outlines, and bibliography, to provide model for college level forensic curricula.
University of Maryland College Park, Md. (#265)	\$128,070 12/1/67- 3/31/69 16 mos.	Management training by professional state police training staff and university faculty. Four-wk. course divided into two 2-wk. seminars, with training directors serving as co-directors of 2d session (est. 120 participants from 7 mid-Atlantic state police forces).
University of Alaska College, Alaska (#274)	\$ 63,908 9/1/67- 8/31/68 12 mos.	Development of state and local law enforcement training program at associate degree level, through correspondence courses and by 1-wk. in-service institute (est. 100 participants).

I. Law Enforcement - Education and Training (cont)

National Sheriffs' Association Washington, D.C. (#286)	\$ 30,525 1/1/68- 12/31/68 12 mos.	Nation-wide study of needs, resources, and priorities for training in sheriffs' depts., development of long-range educational and training programs at local and national levels, and consulting services.
University of Illinois at Chicago Circle Chicago, Ill. (#338)	\$ 79,681 7/1/68- 6/30/69 12 mos.	Five 1-wk. training conferences for senior command personnel of 31 major metropolitan depts. in U.S., including youth div. cdrs., robbery section chiefs, planning and research div. heads, patrol or field cdrs., and central services chiefs (est. 155 participants).
New York City Police Dept. New York, N.Y. (#339)	\$ 77,485 5/1/68- 7/31/69 15 mos.	Development of model training program for personnel of all dept. levels, with civilian director, revised training academy programs, and design of evaluation system based on performance measurement.
International Association of Chiefs of Police, Inc. Washington, D.C. (#68-36)	\$ 252,000 9/1/67- 2/28/69 18 mos.	OLEA funds for ½ acquisition costs of sight/sound training program for small police depts. (fewer than 100 sworn personnel), including monthly sound-narrated filmstrip on basic police subjects, necessary projection equipment, and written instructor outlines for up to 1,000 depts.
International Association of Chiefs of Police, Inc. Washington, D.C. (#68-37)	\$ 328,500 11/1/67- 6/30/68 8 mos.	Planning, organization, and presentation of training conferences on prevention and control of civil disturbances for police chiefs (1 wk., 4 institutes--mayors and city mgrs. last 1½ days of ea.) and key command personnel (1 wk., 10 regional institutes) from 100 large cities.
Arkansas Law Enforcement Training Academy Little Rock, Ark. (#369)	\$ 50,556 7/1/68- 12/31/69 18 mos.	Training in police management, juvenile delinquency problems, police-community relations and criminal investigation (12 sessions, 1 wk. ea., total of 360 participants) for command, intermediate command and operational personnel of Arkansas municipal and county law enforcement agencies.
State of West Virginia Charleston, W.Va. (#375)	\$ 63,850 7/1/68- 2/28/69 8 mos.	Development of model basic training program for 2,000 law enforcement officers in state. Systems analysis will be used to determine type of training most needed.

II. Law Enforcement - Operations Improvement

<u>Grantee or Contractor</u>	<u>Amount/ Duration</u>	<u>Nature of Project</u>
Cleveland Police Dept. Cleveland, Ohio (#225)	\$ 63,605 7/15/67- 11/14/68 16 mos.	Design and demonstration of mobile unit with closed-circuit system TV for surveillance, incorporating video recording.
Itawamba Junior College Fulton, Miss. (#229)	\$ 28,765 8/1/67- 10/31/68 15 mos.	State survey re communication problems between police and the public, implemented by development and testing of handbook for use in in-service training.
Village of Edina Minnesota (#235)	\$ 52,770 7/1/67- 6/30/69 24 mos.	Development of system of random police car patrol to reduce response time and increase probability of police presence in prevention and apprehension.
Detroit Police Dept. Detroit, Mich. (#236)	\$ 111,804 7/1/67- 6/30/68 12 mos.	Demonstration operations research program with focus on analysis of total dept. mission, resource allocation, and human factors in field operations and equipment utilization.
Associated Public-Safety Communications Officers, Inc. Springfield, Ill. (#258)	\$ 56,878 8/1/67- 1/31/68 5 mos.	Development of plan for increase in police radio communication transmission capacity in metropolitan Chicago (3 state) area to provide for advanced techniques, new equipment, transmission from computer files, and special emergency formats.
Tucson Police Dept. Tucson, Ariz. (#295 - see #073, p.35)	\$ 16,600 1/1/68- 6/30/68 6 mos.	Continuation, with phasing to self-financed basis and completion of university evaluation, of school resource officer program involving police officers assigned to jr. high schools for counselling, patrol, safety education, and juvenile officer duties.
City of Cincinnati Cincinnati, Ohio (#321 - see #167, p.36)	\$124,545 7/1/68- 6/30/69 12 mos.	Implementation support for computer-based regional information system serving law enforcement agencies in Hamilton Cy. and environs - to involve installation of "real time" files, officer activity analysis, and crime reporting capabilities.
Rochester Dept. of Public Safety Rochester, N.Y. (#322)	\$ 47,064 4/1/68- 12/31/68 9 mos.	Systems analysis of tactical communications, with application of model system in Rochester and 2 other medium size police depts.

II. Law Enforcement - Operations Improvement (cont)

Cedar Rapids Police Dept. Cedar Rapids, Iowa (#337)	\$ 85,738 5/1/68- 4/30/69 12 mos.	Design, installation, and evaluation of large-scale, police-operated burglar alarm system covering commercial premises, monitored by hdqrs. control center.
National League of Cities Washington, D.C. (#68-39)	\$ 1,113 10/27/67- 11/13/67 1 mo.	Exploratory study of legal tools, technical constraints, and municipal contracts and ordinances in developing programs for suppression of civil disorders by local officials.
Public Administration Service Washington, D.C. (#68-40)	\$ 2,100 10/27/67- 11/13/67 1 mo.	Exploratory study of inter-local jurisdictional relationships and agreements for assistance and coordination in civil disorder emergencies.
Federal Bureau of Investigation, U.S. Department of Justice Washington, D.C. (with 36 state and local law enforcement agencies) (#68-41 - see #66-100, p.22, and 67-21, p.37)	\$295,000 7/1/67- 6/30/68 12 mos.	Continuation and expansion of test effort on computer-assisted coast-to-coast information network linking local and state law enforcement agencies with National Crime Information Center. Information on fugitives, stolen cars, and property, plus other files in development.
Kelly Scientific Corpora- tion Washington, D.C. (#68-42)	\$ 60,000 2/12/68- 6/30/68 5 mos.	Study of radio spectrum needs of police and public safety agencies, including estimated costs and effectiveness of alternative approaches. Field research in Los Angeles, Chicago, and New York.
The Franklin Institute Research Laboratories Philadelphia, Pa. (#68-43)	\$ 18,000 2/20/68- 4/30/68 2 mos.	Study and meeting of representatives of communications industry and public agencies to consider single emergency telephone number throughout U.S. Support also from HEW and DOT.
Boston Police Dept. Boston, Mass. (#346 - see #153, p.35)	\$134,450 5/1/68- 4/30/69 12 mos.	Refinement and implementation of changes recommended for the P.D.'s reporting, records and communications system in study supported by Grant #153. Integrated computer-communications system will support message switching; provide real-time control of field operations
Michigan Dept. of State Police East Lansing, Mich. (#347)	\$146,509 6/1/68- 5/31/69 12 mos.	Research to determine feasibility of voice identification as compared with fingerprint identification. Research to cover validity of current voiceprint techniques, state-of-the-art in voice analysis, cost and operational benefits to law enforcement.

II. Law Enforcement - Operations Improvement (cont)

<p>The New England Council, Inc. (for New England State Police Adminis- trators' Conference) Montpelier, Vt. (#354)</p>	<p>\$186,170 6/1/68- 12/31/69 7 mos.</p>	<p>Design of criminal intelligence information system for state and local law enforcement agencies of 6 New England states; first such regional system in nation.</p>
<p>Milwaukee Police Dept. Milwaukee, Wis. (#364)</p>	<p>\$ 95,025 6/1/68- 5/31/69 12 mos.</p>	<p>Testing of mobile radio teleprinter equip- ment now available and design of model mobile teletype system for law enforcement agencies.</p>
<p>City of Gary Gary, Ind. (#372)</p>	<p>\$ 25,584 7/1/68- 6/30/69 12 mos.</p>	<p>Study, design and implementation of com- prehensive law enforcement improvement programs involving police, government, courts, criminal justice agencies and citizen groups.</p>
<p>International Association of Chiefs of Police, Inc. Washington, D.C. (#68-44)</p>	<p>\$ 9,500 5/8/68- 10/31/68 6 mos.</p>	<p>Survey of telecommunications in 25 largest cities (and states) to aid Federal govern- ment in determining whether telecommuni- cations assistance is needed during severe civil disorder.</p>

III. Corrections

<u>Grantee or Contractor</u>	<u>Amount/ Duration</u>	<u>Nature of Project</u>
Institute for the Study of Crime and Delinquency Sacramento, Calif. (#227)	\$160,218 8/1/67- 7/31/68 12 mos.	Planning for intensive control and treatment services in a model community correctional program for adult misdemeanor and felony offenders.
Southern Illinois University Carbondale, Ill. (#241 and #317)	\$209,800 9/1/67- 8/31/68 12 mos.	National training institutes (2 mos.) for correctional staff training officers, to include study of training methods and techniques, preparation of visual materials, and supervised teaching, and correctional administrators' workshops (200 trainees, 14 graduate assistants--45 state programs).
South Carolina Dept. of Corrections Columbia, S.C. (#256)	\$ 42,977 9/1/67- 8/31/68 12 mos.	Production of 5 half-hr. films for use on closed-circuit TV by 250 departmental correctional officers as integral part of in-service training.
Pennsylvania Board of Parole Philadelphia, Pa. (#257)	\$ 63,042 8/15/67- 11/15/68 15 mos.	Resocialization of paroled burglars, larcenists, and forgers through control and treatment program to include reduced caseloads, professional counselling services, and living facility for parole violators (90 parolees).
Alachua County Sheriff's Office Gainesville, Fla. (#275)	\$ 44,569 11/1/67- 10/31/68 12 mos.	Inmate and community services unit for juveniles and adults in county jail (total jail population), to include counselling and guidance, basic education, vocational-technical training, work-study release, recreation, family services, and follow-up.
The Law School Foundation, University of Texas Austin, Tex. (#300)	\$ 74,651 2/1/68- 1/31/69 12 mos.	Use of volunteer and salaried sub-professionals in adult probation services in 6-county area, to involve persons from poverty neighborhoods, senior citizens, and rehabilitated ex-offenders as aides to court probation officers (est. 18 placements).
Research Foundation of the State University of New York at Buffalo Buffalo, N.Y. (#304)	\$ 13,837 2/1/68- 4/30/69 15 mos.	Planning and 1st-yr. operation of training program for 60 correctional officers consisting of 6 non-credit behavioral science courses accenting clinical aspects of custodial mgt. - collaboration with Erie Cy. Penitentiary.

III. Corrections (cont)

American Correctional Association Washington, D.C. (#306)	\$ 18,060 3/1/68- 8/31/68 6 mos.	Demonstration and testing of a self-evaluation inventory enabling state correctional administrators to measure existing programs and services against model standards and to formulate programs - other ntl. correctional groups cooperating.
Western Interstate Commission for Higher Education Boulder, Colo. (#319 - see #024, p.23)	\$ 12,490 3/1/68- 10/31/68 8 mos.	Continuation of university-based seminars for correctional staff, faculty summer placements in correctional institutions on locally financed basis (3-5 states), and consultation in 13 western states.
National Sheriffs' Association Washington, D.C. (#336)	\$ 49,488 4/1/68- 3/31/69 12 mos.	Development of operating manual for jail administrators re custody, transportation, services, staff training, legal rights, etc. Manual will describe standards of excellence and recommend progressive practices.
University of California Los Angeles, Calif. (#348)	\$ 80,414 5/1/68- 2/28/69 10 mos.	Production of two 30-min. training films that will explore parole agent-parolee relationship and portray typical parolee problems. For parole agents and candidates for parole.
University Extension University of Wisconsin Madison, Wis. (#373)	\$ 41,790 6/30/68- 6/30/69 12 mos.	Development of self-study course in basic jail administration, joint effort with the U.S. Bureau of Prisons. Bureau will make completed course available to over 100,000 correctional personnel employed in 3,000 local jails and short-term institutions.
Youth Studies Center University of Southern California Los Angeles, Calif. (#359 - see #168, p.39)	\$ 96,259 4/1/68- 12/31/68 9 mos.	Refinement and testing of the mathematical model of the probation process (SIMBAD) developed under Grant #168, designed to help probation officers select best treatment for delinquent youths.

IV. Criminal Justice

<u>Grantee or Contractor</u>	<u>Amount/ Duration</u>	<u>Nature of Project</u>
University of Michigan Ann Arbor, Mich. (#237)	\$ 15,625 8/1/67- 1/30/68 6 mos.	Series of three 2-day training institutes in juvenile court law and procedure focusing on the Supreme Court decision in <u>Gault</u> and on other recent juvenile court decisions, in Boulder, New York City, and Ann Arbor.
Vera Institute of Justice New York, N.Y. (#260)	\$ 99,177 10/1/67- 1/31/69 16 mos.	In cooperation with NYC Depts. of Police, Correction, Welfare, Health and Hospitals and with St. Vincent's Hospital, a one-year program of police-community handling of destitute alcoholics on a voluntary non-arrest basis, to include street assistance, detoxification treatment, and referral services. OLEA's funds to support non-medical aspects.
University of Arkansas School of Law Fayetteville, Ark. (#270)	\$ 53,335 11/1/67- 4/30/69 18 mos.	Development and production of law instructor's manual and handbooks on criminal procedure for instruction for and study by law enforcement officers.
National District Attor- neys Association Chicago, Ill. (#281 - see #035, p.25)	\$ 64,945 12/1/67- 11/30/68 12 mos.	Seven training institutes in various parts of U.S. for new prosecuting attorneys (1 wk. ea. - 500 participants) and development of state manuals for prosecutors and other law enforcement personnel covering legal issues of search, seizure, arrest, etc. and procedural guidance.
Harvard Law School Cambridge, Mass. (#293 - see #085, p.40)	\$ 11,121 12/21/67- 9/30/68 9 mos.	Continuation of demonstration in use of senior law students as prosecutors in minor criminal cases with supplementary course instruction and expanded involvement in jury trials.
New York County District Attorney's Office New York, N.Y. (#301)	\$ 27,233 1/1/68- 12/31/68 12 mos.	First phase of improvement study of operations and administration of large city prosecutor's office, defining problems and needs, selecting areas for intensive work, and outlining requirements of comprehensive development program.
Boston University Law School Boston, Mass. (#320 - see #102, p.40)	\$ 18,687 2/1/68- 6/30/68 5 mos.	Continuation of demonstration in use of senior law students as prosecutors in minor criminal cases with supplementary course instruction and wide participation through felony trial stage re preliminary hearing cases.

IV. Criminal Justice (cont)

National Council on Crime and Delinquency New York, N.Y. (#362 - see #224, p.86)	\$ 3,990 6/1/68- 10/31/68 4 mos.	Provision of Criminal Justice Planning Resource Center information services to state, local organizations concerned with criminal justice planning.
Mayor's Committee on Crime, City and County of San Francisco San Francisco, Calif. (#374)	\$ 25,000 6/1/68- 5/31/69 12 mos.	Evaluation of legal controls of sexual conduct and drug usage, including analysis of cost to law enforcement, effectiveness, and exploration of alternate modes of control (i.e., social and rehabilitative services).

V. General Studies and Crime Prevention

<u>Grantee or Contractor</u>	<u>Amount/ Date</u>	<u>Nature of Project</u>
University of Cincinnati (with Cincinnati Division of Police) Cincinnati, Ohio (#313 - see #052, p.26)	\$ 15,000 3/1/68- 2/29/68 11 mos.	Expansion of jr. high curriculum unit on law enforcement and law observance from 1 to 5 test cities (Cincinnati, Tampa, Nashville, Lansing, and Rochester), with target of 5,000 participating students, completion of intensive evaluation studies, and wide distribution of manuals, curriculum units, and research findings.
IIT Research Institute Chicago, Ill. (#68-35)	\$ 29,016 7/7/67	Presentation of Second National Symposium on Law Enforcement Science and Technology 4/68, Chicago, for scientists, engineers, law enforcement officials.
Institute for Defense Analyses Arlington, Va. (#68-38)	\$152,600 9/15/67- 2/29/68 5 mos.	Continuing research in the application of science and technology to criminal justice problems and assistance in the definition of a Dept. of Justice research and development program.
National Bureau of Standards U.S. Dept. of Commerce Washington, D.C. (#68-46)	\$ 10,870 4/12/68	Survey of the state-of-the-art of weaponry for law enforcement agencies, with emphasis on new weapons, chemicals, and other crime control techniques.
The Advertising Council, Inc. New York, N.Y. (#68-47 - see #67-17, p.41)	\$ 35,000 1/1/68- 12/31/68 12 mos.	Continuation of nationwide campaign to prevent auto theft--citizen education via contributed services of advertising agencies, media and users. In first year, under Contract #67-17, all media contributed advertising valued at over \$5.75 million.

VI. Special Programs

<u>State</u>	<u>Grantee</u>	<u>Amount/ Duration</u>	<u>Nature of Project</u>
<u>A. State Planning Committees in Criminal Administration</u>			
Arkansas	Governor's Commission on Crime and Law Enforcement Little Rock, Ark. (#327)	\$ 25,000 4/1/68- 3/31/69 12 mos.	Thirty-five member commission will re- search, analyze, and develop comprehensive course of action for improved law enforce- ment and criminal justice administration in state.
Delaware	Delaware State Crime Commission Dover, Del. (#253)	\$ 25,000 10/1/67- 9/30/68 12 mos.	Essentially same as above, 22-member commission.
Georgia	Governor's Commission on Crime and Justice Atlanta, Ga. (#272)	\$ 25,000 11/1/67- 10/31/68 12 mos.	Essentially same as above, 31-member commission.
Iowa	Iowa Crime Commission Des Moines, Iowa (#363 - see #110, p.42)	\$ 24,926 6/1/68- 5/31/69 12 mos.	Continuation funding for 2nd yr. of com- mission activities.
Louisiana	Commission on Law Enforce- ment and Administration of Criminal Justice Baton Rouge, La. (#366)	\$ 25,000 7/1/68- 6/30/69 12 mos.	Twenty-five member commission will re- search, analyze, and develop comprehensive course of action for improved law enforce- ment and criminal justice administration in state.
Maryland	Governor's Committee on Law Enforcement Baltimore, Md. (#271)	\$ 25,000 11/1/67- 1/1/69 15 mos.	Essentially same as above, 21-member committee.
Massachusetts	Governor's Public Safety Committee Boston, Mass. (#329 - see #140, p.42) also (#376 - supplement to above)	\$ 24,865 4/1/68- 3/31/69 12 mos. \$ 12,600 6/15/68- 9/30/68 3 mos.	Continuation funding for 2d yr. of commit- tee activities.

VI. Special Programs (cont)

A. State Planning Committees in Criminal Administration (cont)

Michigan	Commission on Crime, Delinquency and Criminal Administration Lansing, Mich. (#328 - see #072, p.43)	\$ 25,000 4/1/68- 3/31/69 12 mos.	Continuation funding for 2d yr. of commission activities.
Minnesota	Minnesota State Planning Agency (for Minnesota Governor's Commission on Law Enforcement, Administration of Justice and Corrections) St. Paul, Minn. (#361 - see #069, p.27)	\$ 25,000 5/15/68- 5/14/69 12 mos.	Continuation funding for 2d yr. of commission activities.
Mississippi	Mississippi Crime Commission University, Miss. (#228)	\$ 25,000 9/1/67- 9/1/68 12 mos.	Fifty-member commission will research, analyze, and develop comprehensive course of action for improved law enforcement and criminal justice administration in state.
Nebraska	Governor's Commission on Law Enforcement and Criminal Justice Lincoln, Neb. (#367)	\$ 25,000 7/1/68- 6/30/69 12 mos.	Essentially same as above, 17-member commission.
New Mexico	Governor's Commission on Crime Control Santa Fe, N. Mex. (#276)	\$ 25,000 11/1/67- 10/31/68 12 mos.	Essentially same as above, 19-member commission.
North Dakota	North Dakota Combined Law Enforcement Council Bismarck, N. Dak. (#358 - see #173, p.43)	\$ 25,000 5/1/68- 4/30/69 12 mos.	Continuation funding for 2d yr. of council activities.
Ohio	Ohio Crime Commission Columbus, Ohio (#282)	\$ 25,000 12/1/67- 11/30/68 12 mos.	Twenty-five member commission will research, analyze, and develop comprehensive course of action for improved law enforcement and criminal justice administration in state.

VI. Special Programs (cont)

A. State Planning Committees in Criminal Administration (cont)

Oregon	Oregon State Board of Control (for Oregon Crime Control Coordinating Council) Salem, Oregon (#355)	\$ 24,923 5/1/68- 8/31/69 16 mos.	Essentially same as foregoing, 20-member council.
Rhode Island	Rhode Island Governor's Committee Providence, R.I. (#254)	\$ 25,000 11/1/67- 10/31/68 12 mos.	Essentially same as above, 35-member committee.
South Carolina	Governor's Committee for Study, Evaluation, and Planning in Criminal Administration Columbia, S.C. (#330)	\$ 24,700 4/1/68- 3/31/68 12 mos.	Essentially same as above, 33-member committee.
Utah	Utah Coordinating Council on Health and Welfare Salt Lake City, Utah (#234)	\$ 23,593 7/1/67- 1/31/69 19 mos.	Essentially same as above, 15-member council.
Vermont	Governor's Commission on Crime Control and Prevention Montpelier, Vt. (#352)	\$ 24,817 5/1/68- 4/30/69 12 mos.	Essentially same as above, 17-member commission.
Washington	State Citizens' Committee on Crime Olympia, Wash. (#283)	\$ 25,000 12/1/67- 11/30/68 12 mos.	Essentially same as above, 58-member committee.
West Virginia	Governor's Committee on Crime, Delinquency, and Corrections (#239 - see #070, p.43)	\$ 18,433 9/1/67- 3/1/68 6 mos.	Continuation funding for 2d yr. of committee activities.
Wisconsin	Governor's Commission on Law Enforcement and Crime Madison, Wis. (#370 - see #063, p.27)	\$ 25,000 7/1/68- 6/30/69 12 mos.	Continuation funding for 2d yr. of commission activities.

VI. Special Programs (cont)

B. Police Science Degree Development

Alabama	Jefferson State Junior College Birmingham, Ala. (#269 - see #112, p.44)	\$ 22,791 10/1/67- 9/30/68 12 mos.	Second stage funding of Grant #112 for 1st-yr. operation of degree program.
Colorado	Metropolitan State College Denver, Colo. (#278 - see #181, p.44)	\$ 25,000 11/1/67- 11/30/68 13 mos.	Second stage funding of Grant #181 for 1st-yr. operation of degree program.
Georgia	University System of Georgia Athens, Ga. (#245 - see #058, p.27)	\$ 75,000 9/1/67- 8/31/68 12 mos.	Second stage funding of Grant #058 for 1st-yr. operation of degree program.
Hawaii	University of Hawaii Honolulu, Hawaii (#250 - see #078, p.44)	\$ 24,991 9/1/67- 6/30/68 10 mos.	Second stage funding of Grant #078 for 1st-yr. operation of degree program.
Idaho	Boise College Boise, Idaho (#246 - see #083, p.44)	\$ 24,918 9/1/67- 8/31/68 12 mos.	Second stage funding of Grant #083 for 1st-yr. operation of degree program.
Illinois	University of Illinois at Chicago Circle Chicago, Ill. (#251 - see #111, p.44)	\$ 24,985 9/1/67- 8/31/68 12 mos.	Second stage funding of Grant #111 for 1st-yr. operation of degree program.
Iowa	University of Iowa Iowa City, Iowa (#318 - see #122, p.44)	\$ 21,680 3/15/68- 3/14/69 12 mos.	Second stage funding of Grant #122 for 1st-yr. operation of degree program.
Louisiana	Loyola University New Orleans, La. (#233)	\$ 14,805 9/1/67- 6/30/68 10 mos.	Development of 2-yr. police science degree program: design curri- culum and secure commu- nity and law enforcement agency support.
Mississippi	University of Mississippi University, Miss. (#285 - see #094, p.44)	\$ 24,952 12/1/67- 11/30/68 12 mos.	Second stage funding of Grant #094 for 1st-yr. operation of degree program.

VI. Special Programs (cont)

B. Police Science Degree Development (cont)

Missouri	University of Missouri St. Louis, Mo. (#344 - see #166, p.44)	\$ 21,482 5/1/58- 4/30/69 12 mos.	Second stage funding of Grant #166 for 1st-yr. operation of degree program.
Nebraska	University of Omaha Omaha, Neb. (#371)	\$ 19,752 9/1/68- 8/31/69 12 mos.	Expansion of 2- and 4-year degree curri- cula in law enforcement and offering of courses on state University system campuses fol- lowing 7/1/68 merger.
Nevada	University of Nevada Reno, Nev. (#249 - see #105, p.45)	\$ 22,360 9/1/67- 6/30/68 10 mos.	Second stage funding of Grant #105 for 1st-yr. operation of degree program.
New Jersey	Rider College Trenton, N.J. (#247 - see #120, p.45)	\$ 17,626 9/1/67- 6/30/68 10 mos.	Second stage funding of Grant #120 for 1st-yr. operation of degree program.
Ohio	Lorain County Community College Lorain, Ohio (#243 - see #117, p.45)	\$ 24,926 9/1/67- 8/31/68 12 mos.	Second stage funding of Grant #117 for 1st-yr. operation of degree program.
Oklahoma	University of Oklahoma Oklahoma City, Okla. (#288 - see #107, p.45)	\$ 24,157 12/1/67- 11/30/68 12 mos.	Second stage funding of Grant #107 for 1st-yr. operation of degree program.
Oregon	Southern Oregon College Ashland, Ore. (#299 - see #116, p.45)	\$ 22,500 1/1/68- 12/31/68 12 mos.	Second stage funding of Grant #116 for 1st-yr. operation of degree program.
Pennsylvania	Indiana University of Pennsylvania Indiana, Pa. (#252 - see #059, p.27)	\$ 24,998 9/1/67- 8/31/68 12 mos.	Second stage funding of Grant #059 for 1st-yr. operation of degree program.
Tennessee	Memphis State University Memphis, Tenn. (#248 - see #057, p. 27)	\$ 24,964 9/1/67- 8/31/68 12 mos.	Second stage funding of Grant #057 for 1st-yr. operation of degree program.

VI. Special Programs (cont)B. Police Science Degree Development (cont)

Texas	Tarrant County Junior College District Fort Worth, Tex. (#297 - see #121, p.45)	\$ 22,500 12/31/67- 12/30/68 12 mos.	Second stage funding of Grant #121 for 1st-yr. operation of degree program.
Utah	Weber State College Ogden, Utah (#315 - see #118, p.45)	\$ 22,490 5/15/68- 5/14/69 12 mos.	Second stage funding of Grant #118 for 1st-yr. operation of degree program.
Virginia	Richmond Professional Institute Richmond, Va. (#244 - see #077, p.45)	\$ 25,000 9/1/67- 8/31/68 12 mos.	Second stage funding of Grant #077 for 1st-yr. operation of degree program.
Virgin Islands	College of the Vrigin Islands St. Thomas, V.I. (#326 - see #183, p.45)	\$ 22,500 1/1/68- 12/31/68 12 mos.	Second stage funding of Grant #183 for 1st-yr. operation of degree program.

VI. Special Programs (cont)

C. State Law Enforcement Standards and Training Commissions

Arkansas	Arkansas Law Enforcement Officers Association Little Rock, Ark. (#263)	\$ 13,622 10/15/67- 4/15/68 6 mos.	Planning grant to establish commission and develop legislation for state-wide system of recruiting and training law enforcement officers.
	Arkansas Law Enforcement Standards and Training Council Little Rock, Ark. (#365 - see above)	\$ 19,807 6/2/68- 6/1/69 12 mos.	Second stage funding of Grant #263 to implement training required by law and develop legislation requiring incentive system.
California	California Commission on Peace Officer Standards and Training Sacramento, Calif. (#232)	\$ 34,286 9/1/67- 8/31/68 12 mos.	New program development-existing commission will develop a comprehensive state-wide law enforcement recruitment program.
Connecticut	Connecticut Municipal Police Training Council New Haven, Conn. (#356 - see #056, p.27)	\$ 20,000 5/1/68- 7/31/69 15 mos.	Second stage funding of Grant #056 to study need for selection standards (patrolmen) and minimum training standards (auxiliary officers).
Florida	Florida Police Standards Council Tallahassee, Fla. (#350)	\$ 15,000 5/1/68- 10/31/68 6 mos.	New program development to create in-service education program for law enforcement officers via 28 two-year degree programs in state.
Kentucky	Eastern Kentucky University Richmond, Ky. (#240 - see #080, p.47)	\$ 14,993 9/1/67- 6/30/68 10 mos.	Second stage funding of Grant #080 to develop legislation for state-wide standards and training.
Minnesota	Minnesota Peace Officers Training Board St. Paul, Minn. (#289)	\$ 30,000 1/1/68- 12/31/68 12 mos.	New program development-new board will expand training to implement training required by legislation.

VI. Special Programs (cont)C. State Law Enforcement Standards and Training Commissions (cont)

Oregon	Oregon Advisory Board on Police Standards and Training Salem, Ore. (#334 - see #095, p.48)	\$ 25,000 5/1/68- 4/30/69 12 mos.	Second stage funding of Grant #095 to expand training and certifica- tion.
--------	--	--	---

VI. Special Programs (cont)

D. Police-Community Relations Planning and Development in Metropolitan Police Departments

Los Angeles, California	Los Angeles Police Dept. (#307)	\$ 14,938 2/1/68- 1/31/69 12 mos.	Develop p.c.r.* program in 2 phases, the 1st including study of other human relations programs, research of existing materials.
Sacramento, California	Sacramento Police Dept. (#345)	\$ 12,913 4/15/68- 3/14/69 11 mos.	Expand p.c.r. program by developing new 16-hour human relations training course for entire force (400 officers).
Dade County, Florida	Dade County Public Safety Dept. Miami, Fla. (#305)	\$ 9,846 2/1/68- 1/31/69 12 mos.	Develop p.c.r. program, including orientation and training and establishment of Community Services Section.
Tampa, Florida	Tampa Police Dept. (#277)	\$ 14,560 11/15/67- 11/14/68 12 mos.	Develop p.c.r. program, including participation of youths and adults in high delinquency areas in police work and utilization of existing facilities and agencies.
South Bend, Indiana	South Bend Police Dept. (#353)	\$ 15,000 6/1/68- 5/31/69 12 mos.	Expand p.c.r. program by adding store front operation, police-citizens committee and youth programs.
East Orange, New Jersey	East Orange Police Dept. (#230)	\$ 14,578 8/11/67- 5/10/68 9 mos.	Develop p.c.r. program, including unit of police and citizens operational in civil disturbances, study of community needs, and programs for meeting those needs.
Winston-Salem, North Carolina	Winston-Salem Police Dept. (#312)	\$ 10,055 2/15/68- 2/14/69 12 mos.	Expansion of Police Community Service Unit, including 7-wk. course for 15 men, conducted by University of N.C.

*P.c.r. = police-community relations

VI. Special Programs (cont)D. Police-Community Relations Planning and Development in Metropolitan Police Departments (cont)

Cincinnati, Ohio	Cincinnati Division of Police (#331)	\$ 13,905 5/1/68- 3/31/69 12 mos.	Develop p.c.r. program, including six 3-day training sessions for groups of 23-25 super- visors ea. Collabora- tion with Xavier University.
Cleveland, Ohio	Cleveland Division of Police (#314)	\$ 10,022 3/15/68- 9/14/68 6 mos.	Develop p.c.r. program comprehensive plan, including priorities and implementation recommendations.
Nashville, Tennessee	Metropolitan Police Dept. (#342)	\$ 7,110 4/15/68- 10/14/68 6 mos.	Expand p.c.r. program to provide 26 days of special training for entire force.

VI. Special Programs (cont)

E. State-wide In-Service Training for Correctional Personnel

California	California Youth and Adult Corrections Agency Sacramento, Calif. (#287)	\$ 15,000 1/1/68- 10/30/68 10 mos.	Development of state- wide training program for correctional staffs (probation, parole, in- stitutions) - collabo- ration with Sacramento State College.
Colorado	Regional Service Institute, Southern Colorado State College Pueblo, Colo. (#343)	\$ 13,838 5/1/68- 10/31/68 6 mos.	Essentially same as above - collaboration with Colorado Dept. of Corrections.
Delaware	University of Delaware Newark, Del. (#226)	\$ 13,237 8/1/67- 7/31/68 12 mos.	Essentially same as above - collaboration with Delaware Dept. of Corrections and Youth Services Division.
District of Columbia	Department of Corrections, District of Columbia Washington, D.C. (#360)	\$ 15,000 6/1/68- 10/31/68 5 mos.	Essentially same as above, for personnel of D.C. agencies - collaboration with D.C. Probation Dept. and Washington Tech- nical Institute.
Florida	School of Social Welfare, Florida State University Tallahassee, Fla. (#268)	\$ 14,765 11/1/67- 10/31/68 12 mos.	Essentially same as above - collaboration with Florida Probation and Parole Commission and Division of Corrections.
Georgia	Institute of Government, University of Georgia Athens, Ga. (#303 - see #178, p.55)	\$ 30,000 2/1/68- 1/31/69 12 mos.	Second stage funding of Grant #178 for development of state- wide training program for correctional staffs - collaboration with Georgia Depts. of Parole, Probation, and Corrections.
Indiana	Institute of Criminology, Indiana State University Terre Haute, Ind. (#302)	\$ 15,000 2/1/68- 10/31/68 9 mos.	Development of state- wide training program for correctional staffs (probation, parole, in- stitutions) - collabo- ration with Indiana Dept. of Correction.



CONTINUED

1 OF 2

VI. Special Programs (cont)E. State-wide In-Service Training for Correctional Personnel (cont)

Iowa	Institute of Public Affairs, University of Iowa Iowa City, Iowa (#308)	\$ 14,383 2/1/68- 1/31/69 12 mos.	Essentially same as foregoing - collab- oration with Iowa Boards of Parole and Control and Division of Corrections.
Louisiana	Louisiana State University Baton Rouge, La. (#311)	\$ 15,000 3/1/68- 10/31/68 8 mos.	Essentially same as above - collabora- tion with Louisi- ana Dept of Insti- tutions.
Maryland	Maryland Dept of Correc- tions Baltimore, Md. (#316)	\$ 12,880 3/1/68- 10/31/68 8 mos.	Essentially same as above - collaboration with Maryland Dept. of Parole and Probation and University of Maryland.
Missouri	Missouri Dept. of Cor- rections Jefferson City, Mo. (#324 - see #133, p.55)	\$ 14,093 4/1/68- 3/31/69 12 mos.	Second stage funding of Grant #133 for de- velopment of state- wide training program for correctional staffs.
New Hampshire	New Hampshire State Prison Concord, N.H. (#323 - see #214, p.56)	\$ 19,551 4/1/68- 3/31/69 12 mos.	Second stage funding of Grant #214 for de- velopment of state- wide training program for correctional staffs.
Ohio	Cleveland State University Cleveland, Ohio (#340)	\$ 14,634 4/1/68- 9/30/68 6 mos.	Development of state- wide training program for correctional staffs (probation, parole, in- stitutions) - collabo- ration with Ohio Divi- sion of Corrections.
Pennsylvania	Center for Law Enforcement and Corrections Pennsylvania State University University Park, Pa. (#357 - see #222, p.56)	\$ 29,312 4/1/68- 3/31/69 12 mos.	Second-stage funding of Grant #222, imple- mentation of statewide training program for correctional staffs.

VI. Special Programs (cont)E. State-wide In-Service Training for Correctional Personnel (cont)

Rhode Island	Rhode Island Dept. of Social Welfare Providence, R.I. (#349 - see #139, p.56)	\$ 25,185 4/17/68- 3/16/69 11 mos.	Second-stage funding of Grant #139, imple- mentation of statewide program for correctional staffs.
South Carolina	South Carolina Dept. of Corrections Columbia, S.C. (#351)	\$ 13,545 5/1/68- 12/31/68 8 mos.	Development of state- wide training program for correctional staffs (probation, parole, institutions) - collaboration with University of South Carolina and State Probation, Parole, and Pardon Board.
Vermont	Department of Corrections, State of Vermont Montpelier, Vt. (#341)	\$ 13,752 5/1/68- 1/31/69 9 mos.	Essentially same as above - collaboration with Castleton State College.
West Virginia	West Virginia University Morgantown, W. Va. (#279)	\$ 15,000 1/1/68- 6/30/68 6 mos.	Essentially same as above - collaboration with Governor's Com- mittee on Crime, Delinquency, and cor- rectional, parole, and probation agencies in state.
Wisconsin	Wisconsin Division of Corrections Madison, Wis. (#325)	\$ 25,742 4/1/68- 3/31/69 12 mos.	Essentially same as above - collaboration with University of Wisconsin.

VI. Special Programs (cont)

F. Planning and Research Units in Medium Sized Police Departments

Scottsdale, Arizona	Scottsdale Police Dept. (#294)	\$ 14,811 2/1/68- 1/31/69 12 mos.	Establishment of planning and research unit, to study, e.g., needs, priorities, procedures.
Chula Vista, California	Chula Vista Police Dept. (#332)	\$ 14,480 7/1/68- 6/30/69 12 mos.	Establishment of planning and research unit, to study, e.g., data processing in deployment of personnel, traffic enforcement, cost analysis.
Richmond, California	Richmond Police Dept. (#296)	\$ 15,000 1/1/68- 12/31/68 12 mos.	Establishment of planning and research unit, to study, e.g., the dept.'s police-community relations program, training, recommendations of National Crime Commission.
Gainesville, Florida	Gainesville Police Dept. (#310)	\$ 14,962 5/1/68- 4/30/69 12 mos.	Establishment of planning and research unit, to study, e.g., beat patrol, recruit and in-service training, records and communications.
County of Hawaii, Hawaii	County of Hawaii Police Dept. Hilo, Hawaii (#273)	\$ 14,976 11/1/67- 10/31/68 12 mos.	Establishment of planning and research unit, to study, e.g., police patrol and police recruit and in-service training.
Peoria, Illinois	Peoria Police Dept. (#255)	\$ 14,997 10/1/67- 9/30/68 12 mos.	Establishment of planning and research unit, to study, e.g., crowd control policies, records and communication, implementation of National Crime Commission report.
Lansing, Michigan	Lansing Police Department Lansing, Mich. (#368)	\$ 15,000 7/1/68- 6/30/69 12 mos.	Establishment of planning and research unit, with priority on development and use of statistical analysis operations.

VI. Special Programs (cont)

F. Planning and Research Units in Medium Sized Police Departments (cont)

Fargo, North Dakota	Fargo Police Dept. (#231)	\$ 14,963 9/1/67- 8/31/68 12 mos.	Establishment of planning and research unit, to study, e.g., organization, promotion, inspection, police-community relations.
Alexandria, Virginia	Alexandria Police Dept. (#298)	\$ 14,932 2/1/68- 1/31/69 12 mos.	Establishment of planning and research unit, to study, e.g., occurrence of crime and deployment of personnel, emergency situation procedures, revision of operations manual.
Huntington, West Virginia	Huntington Police Dept. (#333)	\$ 12,555 7/1/68- 6/30/69 12 mos.	Establishment of planning and research unit, to study, e.g., crime prevention, zone patrol areas, analysis of police-community relations needs.
Waukesha, Wisconsin	Waukesha Sheriff's Dept. (#309)	\$ 14,699 3/1/68- 2/28/69 12 mos.	Establishment of planning and research unit, to study, e.g., traffic enforcement, electronic data processing, juvenile programs.

VII. Technical Assistance, Dissemination etc.

<u>Grantee or Contractor</u>	<u>Amount/ Date</u>	<u>Nature of Project</u>
National Council on Crime and Delinquency New York, N.Y. (#224 and #335)	\$ 83,688 7/1/67- 6/30/68 12 mos.	Establishment of national Correctional Information Center, to include dissemination, inquiry and consultation service for OLEA grantees and other agencies, and 3-day workshop for state-wide in-service correctional training grantees (29 states, 58 participants).
Technical assistance project (#68-34)	\$ 6,275 8/23/67	Task force study to develop recommendations re techniques, organization, planning, formats, and technical assistance for national crime control program.
Technical assistance project to implement Grant #086 (#68-45 - see #086, p.40)	\$ 5,100 4/5/68	Production of prints of "The Adversaries" (series of 16 training films), created by Roscoe Pound-American Trial Lawyers Association; prints to be provided on loan by the Association, National District Attorneys Association, and National Legal Aid and Defender Association.

Table A - Grants and Contracts by Number

001	p. 15	051	p. 21	101	p. 49
002	p. 23	052	p. 26	102	p. 40
003	p. 23	053	p. 17	103	p. 42
004	p. 18	054	p. 17	104	p. 52
005	p. 18	055	p. 17	105	p. 45
006	p. 18	056	p. 27	106	p. 54
007	p. 23	057	p. 27	107	p. 45
008	p. 15	058	p. 27	108	p. 45
009	p. 15	059	p. 27	109	p. 51
010	p. 18	060	p. 17	110	p. 42
011	p. 15	061	p. 17	111	p. 44
012	p. 23	062	p. 24	112	p. 44
013	p. 18	063	p. 27	113	p. 51
014	p. 18	064	p. 21	114	p. 50
015	p. 19	065	p. 24	115	p. 50
016	p. 15	066	p. 24	116	p. 45
017	p. 19	067	p. 21	117	p. 45
018	p. 16	068	p. 17	118	p. 45
019	p. 25	069	p. 27	119	p. 35
020	p. 19	070	p. 43	120	p. 45
021	p. 26	071	p. 35	121	p. 45
022	p. 19	072	p. 43	122	p. 44
023	p. 19	073	p. 35	123	p. 53
024	p. 23	074	p. 31	124	p. 38
025	p. 23	075	p. 31	125	p. 32
026	p. 19	076	p. 43	126	p. 32
027	p. 24	077	p. 45	127	p. 32
028	p. 19	078	p. 44	128	p. 32
029	p. 16	079	p. 31	129	p. 32
030	p. 20	080	p. 47	130	p. 42
031	p. 20	081	p. 31	131	p. 38
032	p. 16	082	p. 48	132	p. 49
033	p. 16	083	p. 44	133	p. 55
034	p. 16	084	p. 44	134	p. 55
035	p. 25	085	p. 40	135	p. 32
036	p. 25	086	p. 40	136	p. 53
037	p. 24	087	p. 31	137	p. 48
038	p. 20	088	p. 31	138	p. 52
039	p. 20	089	p. 38	139	p. 56
040	p. 20	090	p. 41	140	p. 42
041	p. 24	091	p. 31	141	p. 53
042	p. 16	092	p. 3	142	p. 53
043	p. 25	093	p. 40	143	p. 38
044	p. 20	094	p. 44	144	p. 38
045	p. 26	095	p. 48	145	p. 47
046	p. 20	096	p. 41	146	p. 50
047	p. 27	097	p. 35	147	p. 51
048	p. 16	098	p. 3	148	p. 54
049	p. 21	099	p. 38	149	p. 38
050	p. 21	100	p. 35	150	p. 48

Table A - Grants and Contracts by Number (cont)

151	p. 47	201	p. 39	251	p. 74
152	p. 43	202	p. 42	252	p. 75
153	p. 35	203	p. 46	253	p. 71
154	p. 35	204	p. 33	254	p. 73
155	p. 32	205	p. 34	255	p. 84
156	p. 49	206	p. 53	256	p. 66
157	p. 36	207	p. 6	257	p. 66
158	p. 40	208	p. 56	258	p. 63
159	p. 53	209	p. 42	259	p. 61
160	p. 54	210	p. 52	260	p. 68
161	p. 47	211	p. 46	261	p. 61
162	p. 33	212	p. 54	262	p. 7
163	p. 51	213	p. 48	263	p. 77
164	p. 51	214	p. 56	264	p. 8
165	p. 33	215	p. 37	265	p. 61
166	p. 44	216	p. 49	266	p. 8
167	p. 36	217	p. 40	267	p. 8
168	p. 39	218	p. 37	268	p. 81
169	p. 33	219	p. 42	269	p. 74
170	p. 36	220	p. 47	270	p. 68
171	p. 36	221	p. 43	271	p. 71
172	p. 39	222	p. 56	272	p. 71
173	p. 43	223	p. 55	273	p. 84
174	p. 54	224	p. 86	274	p. 61
175	p. 52	225	p. 63	275	p. 66
176	p. 52	226	p. 81	276	p. 72
177	p. 47	227	p. 66	277	p. 79
178	p. 55	228	p. 72	278	p. 74
179	p. 50	229	p. 63	279	p. 83
180	p. 36	230	p. 79	280	p. 8
181	p. 44	231	p. 85	281	p. 68
182	p. 36	232	p. 77	282	p. 72
183	p. 45	233	p. 74	283	p. 73
184	p. 55	234	p. 73	284	p. 8
185	p. 49	235	p. 63	285	p. 74
186	p. 36	236	p. 63	286	p. 62
187	p. 52	237	p. 68	287	p. 81
188	p. 50	238	p. 61	288	p. 75
189	p. 44	239	p. 73	289	p. 77
190	p. 33	240	p. 77	290	p. 8
191	p. 33	241	p. 66	291	p. 8
192	p. 40	242	p. 61	292	p. 8
193	p. 33	243	p. 75	293	p. 68
194	p. 56	244	p. 76	294	p. 84
195	p. 36	245	p. 74	295	p. 63
196	p. 56	246	p. 74	296	p. 84
197	p. 55	247	p. 75	297	p. 76
198	p. 6	248	p. 75	298	p. 85
199	p. 37	249	p. 75	299	p. 75
200	p. 43	250	p. 74	300	p. 66

Table A - Grants and Contracts by Number (cont)

301	p. 68	351	p.83	66-1	p.26
302	p. 81	352	p.73	66-2	p.26
303	p. 81	353	p.79	66-3	p.21
304	p. 66	354	p.65	66-4	p.21
305	p. 79	355	p.73	66-5	p.25
306	p. 67	356	p.77	66-6	p.22
307	p. 79	357	p.82	66-7	p.26
308	p. 82	358	p.72	66-8	p.22
309	p. 85	359	p.67	66-9	p.26
310	p. 84	360	p.81	66-10	p.26
311	p. 82	361	p.72	66-100	p.22
312	p. 79	362	p.69	67-11	p.11
313	p. 70	363	p.71	67-12	p.11
314	p. 80	364	p.65	67-13	p.37
315	p. 76	365	p.77	67-14	p.11
316	p. 82	366	p.71	67-15	p.41
317	p. 66	367	p.72	67-16	p.34
318	p. 74	368	p.84	67-17	p.41
319	p. 67	369	p.62	67-18	p.57
320	p. 68	370	p.73	67-19	p.57
321	p. 63	371	p.75	67-20	p.57
322	p. 63	372	p.65	67-21	p.37
323	p. 82	373	p.67	67-22	p.34
324	p. 82	374	p.69	67-23	p.57
325	p. 83	375	p.62	67-24	p.57
326	p. 76	376	p.71	67-25	p.57
327	p. 71			67-26	p.57
328	p. 72			67-27	p.57
329	p. 71			67-28	p.58
330	p. 73			67-29	p.11
331	p. 80			67-30	p.58
332	p. 84			67-31	p.34
333	p. 85			67-32	p.11
334	p. 78			68-34	p.86
335	p. 86			68-35	p.70
336	p. 67			68-36	p.62
337	p. 64			68-37	p.62
338	p. 62			68-38	p.70
339	p. 62			68-39	p.64
340	p. 82			68-40	p.64
341	p. 83			68-41	p.64
342	p. 80			68-42	p.64
343	p. 81			68-43	p.64
344	p. 75			68-44	p.65
345	p. 79			68-45	p.86
346	p. 64			68-46	p.70
347	p. 64			68-47	p.70
348	p. 67				
349	p. 83				
350	p. 77				

Table B - Grants and Contracts by Location

<u>Alabama</u>		<u>Connecticut</u>		<u>Georgia</u>	
112	p.44	056	p.27	032	p.16
269	p.74	114	p.50	058	p.27
		171	p.36	178	p.55
<u>Alaska</u>		191	p.33	245	p.74
274	p.61	219	p.42	272	p.71
		356	p.77	303	p.81
<u>Arizona</u>		<u>Delaware</u>		<u>Guam</u>	
050	p.21	155	p.32	189	p.44
073	p.35	226	p.81		
146	p.50	253	p.71	<u>Hawaii</u>	
294	p.84			078	p.44
295	p.63	<u>District of</u>		250	p.74
		<u>Columbia</u>		273	p.84
<u>Arkansas</u>		004	p.18		
087	p.31	015	p.19	<u>Idaho</u>	
263	p.77	019	p.25	083	p.44
270	p.68	034	p.16	246	p.74
327	p.71	036	p.25		
365	p.77	061	p.17	<u>Illinois</u>	
369	p.62	071	p.35	046	p.20
		089	p.38	111	p.44
<u>California</u>		217	p.40	161	p.47
022	p.19	218	p.37	164	p.51
051	p.21	264	p.8	179	p.50
103	p.42	360	p.81	186	p.36
115	p.50	66-1	p.26	195	p.36
131	p.38	66-4	p.21	197	p.55
170	p.36	66-5	p.25	209	p.42
182	p.36	67-14	p.11	215	p.37
188	p.50			251	p.74
198	p.6	<u>Florida</u>		255	p.84
227	p.66	064	p.21	266	p.8
232	p.77	075	p.31		
287	p.81	130	p.42	<u>Indiana</u>	
296	p.84	267	p.8	113	p.51
307	p.79	268	p.81	302	p.81
332	p.84	275	p.66	353	p.79
345	p.79	277	p.79	372	p.65
348	p.67	305	p.79		
		310	p.84		
<u>Colorado</u>		350	p.77		
037	p.24				
181	p.44				
278	p.74				
343	p.81				

Note: This table classifies projects by geographical scope. Projects limited to specific states and localities are listed under the relevant state. Projects of regional or national scope are shown separately. General studies and research are included in the national listing.

Table B - Grants and Contracts by Location (cont)

<u>Iowa</u>					
090	p.41				
091	p.31				
110	p.42				
122	p.44				
163	p.51				
308	p.82				
318	p.74				
337	p.64				
363	p.71				
<u>Kansas</u>					
081	p.31				
109	p.51				
134	p.55				
147	p.51				
259	p.61				
<u>Kentucky</u>					
047	p.27				
060	p.17				
080	p.47				
184	p.55				
202	p.42				
240	p.77				
280	p.8				
<u>Louisiana</u>					
042	p.16				
233	p.74				
311	p.84				
366	p.71				
67-16	p.34				
<u>Maine</u>					
151	p.47				
<u>Maryland</u>					
096	p.41				
220	p.47				
271	p.71				
316	p.82				
<u>Massachusetts</u>					
085	p.40				
102	p.40				
104	p.52				
140	p.42				
145	p.47				
153	p.35				
293	p.68				
320	p.68				
329	p.71				
346	p.64				
376	p.71				
		<u>Michigan</u>			
		072	p.43		
		138	p.52		
		149	p.38		
		176	p.52		
		177	p.47		
		187	p.52		
		205	p.34		
		236	p.63		
		328	p.72		
		347	p.64		
		368	p.84		
		<u>Minnesota</u>			
		031	p.20		
		069	p.27		
		084	p.44		
		192	p.40		
		210	p.52		
		235	p.63		
		289	p.77		
		<u>Mississippi</u>			
		094	p.44		
		228	p.72		
		229	p.63		
		285	p.74		
		361	p.72		
		<u>Missouri</u>			
		039	p.20		
		093	p.40		
		119	p.35		
		133	p.55		
		136	p.53		
		166	p.44		
		175	p.52		
		200	p.43		
		213	p.48		
		284	p.8		
		324	p.82		
		344	p.75		
		<u>Montana</u>			
		158	p.40		
		<u>Nebraska</u>			
		123	p.53		
		367	p.72		
		371	p.75		
		<u>Nevada</u>			
		105	p.45		
		223	p.55		
		249	p.75		
		<u>New Hampshire</u>			
		214	p.56		
		323	p.82		
		<u>New Jersey</u>			
		016	p.15		
		033	p.16		
		076	p.43		
		120	p.45		
		159	p.53		
		196	p.56		
		206	p.53		
		230	p.79		
		247	p.75		
		262	p.7		
		<u>New Mexico</u>			
		276	p.72		
		<u>New York</u>			
		007	p.23		
		030	p.20		
		040	p.20		
		054	p.17		
		100	p.35		
		141	p.53		
		142	p.53		
		152	p.43		
		157	p.36		
		199	p.37		
		201	p.39		
		204	p.33		
		260	p.68		
		261	p.61		
		301	p.68		
		322	p.63		
		339	p.62		

Table B - Grants and Contracts by Location (cont)

<u>North Carolina</u>		<u>Pennsylvania</u>		<u>Vermont</u>	
048	p.16	026	p.19	156	p.49
053	p.17	049	p.21	341	p.83
212	p.54	059	p.27	352	p.73
312	p.79	126	p.32		
		221	p.43	<u>Virginia</u>	
		222	p.56	077	p.45
<u>North Dakota</u>		252	p.75	106	p.54
108	p.45	257	p.66	154	p.35
173	p.43	357	p.82	244	p.76
231	p.85			298	p.85
358	p.72				
		<u>Puerto Rico</u>		<u>Virgin Islands</u>	
		125	p.32	183	p.45
				326	p.76
		<u>Rhode Island</u>		<u>Washington</u>	
		012	p.23	010	p.18
		139	p.56	027	p.24
		254	p.73	101	p.49
		349	p.83	283	p.73
		<u>South Carolina</u>		<u>West Virginia</u>	
		009	p.15	070	p.43
		256	p.65	185	p.49
		330	p.73	239	p.73
		351	p.83	279	p.76
		<u>South Dakota</u>		333	p.85
		150	p.48	375	p.62
		<u>Tennessee</u>		<u>Wisconsin</u>	
		057	p.27	063	p.27
		208	p.56	132	p.49
		248	p.75	203	p.46
		342	p.80	211	p.46
		<u>Texas</u>		309	p.85
		044	p.20	325	p.83
		082	p.48	364	p.65
		121	p.45	370	p.73
		207	p.6	373	p.67
		297	p.76		
		300	p.66	<u>Wyoming</u>	
				029	p.16
		<u>Utah</u>			
		066	p.24		
		118	p.45		
		180	p.36		
		216	p.49		
		234	p.73		
		315	p.76		
<u>Ohio</u>					
038	p.20				
052	p.26				
117	p.45				
137	p.48				
148	p.54				
167	p.36				
169	p.33				
225	p.63				
243	p.75				
282	p.72				
313	p.70				
314	p.80				
321	p.63				
331	p.80				
340	p.82				
<u>Oklahoma</u>					
107	p.45				
160	p.54				
174	p.54				
288	p.75				
<u>Oregon</u>					
095	p.48				
116	p.45				
124	p.38				
194	p.56				
299	p.75				
334	p.78				
355	p.73				

Table B - Grants and Contracts by Location (cont)

<u>Regional</u>		<u>National(cont)</u>		<u>National(cont)</u>	
008	p.15	125	p.32	67-29	p.11
024	p.23	127	p.32	67-30	p.58
025	p.23	143	p.38	67-31	p.34
041	p.24	144	p.38	67-32	p.11
055	p.17	162	p.33	68-34	p.86
062	p.24	165	p.33	68-35	p.70
068	p.17	168	p.39	68-36	p.62
074	p.31	172	p.39	68-37	p.62
097	p.35	224	p.86	68-38	p.70
099	p.38	237	p.68	68-39	p.64
128	p.32	241	p.66	68-40	p.64
129	p.32	281	p.68	68-41	p.64
135	p.32	286	p.62	68-42	p.64
190	p.33	290	p.8	68-43	p.64
193	p.33	291	p.8	68-44	p.65
238	p.61	292	p.8	68-45	p.86
242	p.61	306	p.67	68-46	p.70
258	p.63	313	p.70	68-47	p.70
265	p.61	317	p.65		
319	p.67	335	p.81		
354	p.65	336	p.67		
67-22	p.34	338	p.62		
		359	p.67		
		362	p.69		
		374	p.69		
<u>National</u>		66-2	p.26		
001	p.15	66-3	p.21		
002	p.23	66-6	p.22		
003	p.23	66-7	p.26		
005	p.18	66-8	p.22		
006	p.18	66-9	p.26		
011	p.15	66-10	p.26		
013	p.18	66-100	p.22		
014	p.18	67-11	p.11		
017	p.19	67-12	p.11		
018	p.16	67-13	p.37		
020	p.19	67-15	p.41		
021	p.26	67-17	p.41		
023	p.19	67-18	p.57		
028	p.19	67-19	p.57		
035	p.25	67-20	p.57		
043	p.25	67-21	p.37		
045	p.26	67-23	p.57		
065	p.24	67-24	p.57		
067	p.21	67-25	p.57		
079	p.31	67-26	p.57		
086	p.40	67-27	p.57		
088	p.31	67-28	p.58		
092	p.3				
098	p.3				

Table C - Special Grant ProgramsA. State Planning Committees in Criminal Administration

<u>State</u>	<u>Fiscal Year</u>	<u>Amount</u>
Arkansas	1968	\$25,000
California	1967	25,000
Connecticut	1967	24,746
Delaware	1968	25,000
Florida	1967	22,068
Georgia	1968	25,000
Illinois	1967	24,952
Iowa	1967, 1968	49,926
Kentucky	1967	25,000
Louisiana	1968	25,000
Maryland	1968	25,000
Massachusetts	1967, 1968	62,065
Michigan	1967, 1968	50,000
Minnesota	1966, 1968	50,000
Mississippi	1968	25,000
Missouri	1967	25,000
Nebraska	1968	25,000
New Jersey	1967	25,000
New Mexico	1968	25,000
New York	1967	25,000
North Dakota	1967, 1968	44,000
Ohio	1968	25,000
Oregon	1968	24,923
Pennsylvania	1967	25,000
Rhode Island	1968	25,000
South Carolina	1968	24,700
Utah	1968	23,593
Vermont	1968	24,817
Washington	1968	25,000
West Virginia	1967, 1968	43,433
Wisconsin	1966, 1968	50,000
Total		<u>\$ 944,223</u>

B. Police Science Degree Development

Alabama	1967, 1968	35,936
Colorado	1967, 1968	34,923
Georgia	1966, 1968	90,000
Guam	1967	13,950
Hawaii	1967, 1968	39,670
Idaho	1967, 1968	39,676
Illinois	1967, 1968	36,390
Iowa	1967, 1968	34,970

Table C - Special Grant Programs (cont)B. Police Science Degree Development (cont)

Kentucky	1966	\$36,844
Louisiana	1968	14,805
Minnesota	1967	12,922
Mississippi	1967, 1968	39,952
Missouri	1967, 1968	36,334
Nebraska	1968	19,752
Nevada	1967, 1968	36,090
New Jersey	1967, 1968	23,995
North Dakota	1967	13,772
Ohio	1967, 1968	38,056
Oklahoma	1967, 1968	36,661
Oregon	1967, 1968	36,993
Pennsylvania	1966, 1968	38,189
Tennessee	1966, 1968	38,446
Texas	1967, 1968	36,944
Utah	1967, 1968	37,490
Virginia	1967, 1968	38,638
Virgin Islands	1967, 1968	33,665
Wisconsin (Univ. of)	1967	14,960
Wisconsin (State Univ.)	1967	14,942

Total

\$924,965C. State Law Enforcement Standards and Training Commissions

Arkansas	1968	33,429
California	1968	34,286
Connecticut	1966, 1968	47,050
Florida	1968	15,000
Illinois	1967	29,700
Kentucky	1967, 1968	29,993
Maine	1967	15,000
Maryland	1967	24,592
Massachusetts	1967	15,000
Michigan	1967	34,637
Minnesota	1968	30,000
Missouri	1967	15,000
Ohio	1967	34,955
Oregon	1967, 1968	54,990
South Dakota	1967	18,242
Texas	1967	33,838
Utah	1967	30,074
Vermont	1967	15,000
Washington	1967	29,886
West Virginia	1967	15,000
Wisconsin	1967	14,610

Total

\$570,282

Table C - Special Grant Programs (cont)D. Police-Community Relations Planning and Development

Boston, Mass.	1967	\$15,000
Charlotte, N.C.	1967	14,290
Chicago, Ill.	1967	14,500
Cincinnati, Ohio	1968	13,905
Cleveland, Ohio	1968	10,022
Dade Co., Fla.	1968	9,846
Dayton, Ohio	1967	15,000
Des Moines, Iowa	1967	14,991
East Orange, N.J.	1968	14,578
Elizabeth, N.J.	1967	15,000
Flint, Mich.	1967	14,171
Gary, Ind.	1967	14,887
Kansas City, Kan.	1967	15,003
Kansas City, Mo.	1967	15,000
Los Angeles, Calif.	1968	14,938
Nashville, Tenn.	1968	7,110
New Haven, Conn.	1967	14,917
New York, N.Y.	1967	15,000
Oklahoma City, Okla.	1967	14,940
Omaha, Neb.	1967	15,000
Paterson, N.J.	1967	14,847
Peoria, Ill.	1967	14,969
Pontiac, Mich.	1967	14,911
Richmond, Va.	1967	14,718
Riverside Co., Calif.	1967	12,936
Rochester, N.Y.	1967	14,888
Sacramento, Calif.	1968	12,913
San Jose, Calif.	1967	14,970
St. Louis, Mo.	1967	14,726
St. Paul, Minn.	1967	14,818
South Bend, Ind.	1968	15,000
State of Michigan	1967	14,999
Tampa, Fla.	1968	14,560
Tucson, Ariz.	1967	15,003
Tulsa, Okla.	1967	14,900
Wichita, Kan.	1967	14,998
Winston-Salem, N.C.	1968	10,055

Total

\$522,309E. State-wide In-Service Training for Correctional Personnel

California	1968	15,000
Colorado	1968	13,838
Delaware	1968	13,237
District of Columbia	1968	15,000
Florida	1968	14,765
Georgia	1967, 1968	43,750

Table C - Special Grant Programs (cont)E. State-wide In-Service Training for Correctional Personnel

Illinois	1967	\$13,766
Indiana	1968	15,000
Iowa	1968	14,383
Kansas	1967	15,000
Kentucky	1967	15,000
Louisiana	1968	15,000
Maryland	1968	12,880
Missouri	1967, 1968	28,301
Nevada	1967	14,594
New Hampshire	1967, 1968	28,627
New Jersey	1967	15,000
Ohio	1968	14,634
Oregon	1967	14,890
Pennsylvania	1967, 1968	44,282
Rhode Island	1967, 1968	37,670
South Carolina	1968	13,545
Tennessee	1967	15,000
Vermont	1968	13,752
West Virginia	1968	15,000
Wisconsin	1968	25,742

Total

\$497,656F. Planning and Research Units in Medium Sized Police Departments

Alexandria, Va.	1968	14,932
Chula Vista, Calif.	1968	14,480
County of Hawaii, Hilo, Hawaii	1968	14,976
Fargo, N.D.	1968	14,963
Gainesville, Fla.	1968	14,962
Huntington, W. Va.	1968	12,555
Lansing, Mich.	1968	15,000
Peoria, Ill.	1968	14,997
Richmond, Calif.	1968	15,000
Scottsdale, Ariz.	1968	14,811
Waukesha, Wis.	1968	14,699

Total

\$161,375

Table DPOLICE AGENCIES ASSISTED UNDER THE SPECIAL LEAA-IACP
SIGHT-SOUND TRAINING PROGRAM FOR SMALLER DEPARTMENTSALABAMA

Anniston
Boaz
Daleville
Eutaw
LaFayette
Mobile
Troy

ALASKA

Anchorage
Juneau
Sitka
Wrangell

AMERICAN SAMOA

Pago Pago

ARIZONA

Conconino County
 Sheriff's Dept.
Flagstaff
Globe
Saffard
Tempe
Prescott

ARKANSAS

Fort Smith
Malvern
Marianna
Newport
West Memphis

CALIFORNIA

Anderson
Auburn
Beverly Hills
Berkeley
Blythe
Claremont
Clovis
Coachella
Colton
Concord
Culver City
Davis
Downey
Escalon
Escondido
Fairfield
Fortuna
Fremont
Gilroy
Hawthorne
Hollister
Lakeport

CALIFORNIA

La Mesa
Lompoc
Madera
Manhattan Beach
Monrovia
Montclair
Morgan Hill
Mountain View
Mt. Shasta
Napa
Newport Beach
Pacifica
Redlands
Rio Vista
Roseville
San Anselmo
San Carlos
Santa Rosa
Susanville
Tulare
Univ. Police
 Dept. at Davis
Upland
Vernon
Walnut Creek
Yreka
Yuba County
 Sheriff's Office

COLORADO

Arapahoe County
 Sheriff's Dept.
 Arvada
 Boulder
 Brighton (Adams
 Co. Sheriff's Dept.)
 Commerce City
 Cortez
 Douglas County
 Sheriff's Dept.
 Fort Collins
 Grant Junction
 Montrose
 Pueblo County
 Sheriff's Office
 Sterling
 Thornton

CONNECTICUT

Darien
 Fairfield
 Farmington
 Glastonbury
 Groton
 Madison
 New Canaan
 Ridgefield
 Rocky Hill
 Stratford

DELAWARE

Milford
 Newark
 Wilmington

FLORIDA

Alachua County
 Sheriff's Office

FLORIDA

Brooksville
 Charlotte County
 Sheriff's Dept.
 Clay County
 Sheriff's Dept.
 Clearwater
 Cocoa Beach
 Fernandino Beach
 Fort Myers
 Fort Pierce
 Fort Walton Beach
 Hardee County
 Sheriff's Dept.
 Jacksonville
 Jefferson County
 Sheriff's Dept.
 Kissimmee
 Lake Worth
 Leon County
 Sheriff's Office
 North Miami
 Orange County
 Sheriff's Dept.
 Ormond Beach
 Palatka
 Panama City
 Pembroke Pines
 Pinellas Park
 Plant City
 Sarasota County
 Sheriff's Dept.
 South Daytona
 Titusville
 Volusia County
 Sheriff's Dept.
 Wilton Manors

GEORGIA

Albany
 Atlanta

GEORGIA

Brunswick
 Dublin
 East Point
 Gainesville
 Marietta
 Milledgeville
 Pierce County
 Sheriff's Office
 University of
 Georgia Police
 Waycross

IDAHO

Bannock County
 Sheriff's Dept.
 Boise
 Bonneville County
 Sheriff's Dept.
 Clearwater County
 Sheriff's Office
 Idaho Falls
 Lewiston
 Mountain Home
 Pocatello

ILLINOIS

Arlington Heights
 Aurora
 Barrington
 Berkeley
 Calumet City
 Carbondale
 Cicero
 Clinton
 Danville
 DeKalb
 Downers Grove
 DuPage County
 Sheriff's Office

ILLINOIS

Forest Park
 Franklin Park
 Galesburg
 Harvey
 Highland Park
 Hoffman Estates
 Joliet
 La Grange
 Lincolnwood
 Lombard
 Midlothian
 Moline
 Normal
 Northbrook
 Oak Brook
 Oak Lawn
 Ogle County
 Sheriff's Dept.
 Palatine
 Park Forest
 Park Ridge
 Peoria
 Sheriff's Dept.
 Rochelle
 Rolling Meadows
 Romeoville
 St. Charles
 South Elgin
 Streamwood
 Sycamore
 Tinley Park
 Tuscola
 Urbana
 Western Springs
 Wheaton
 Wheeling
 Will County
 Sheriff's Dept.
 Wilmette
 Winnetka

INDIANA

Beech Grove
 Boone County
 Sheriff's Dept.
 Brownsburg
 Crawfordsville
 Elkhart
 Kokomo
 Lafayette

IOWA

Ankeny
 Burlington
 Clinton County
 Sheriff's Dept.
 Dubuque
 Evansdale
 Iowa Falls
 Mason City
 Mt. Pleasant
 Spencer

KANSAS

Arkansas City
 Beloit
 Coffeyville
 El Dorado
 Lyon County
 Sheriff's Office
 Garden City
 Hutchinson
 Overland Park
 Pratt

KENTUCKY

Carroll County
 Sheriff's Dept.

KENTUCKY

Covington
 Frankfort

LOUISIANA

Bogalusa
 Cameron Parish
 Sheriff's Dept.
 Madison Parish
 Sheriff's Dept.
 Monroe

MAINE

Androscoggin Co.
 Sheriff's Dept.
 Aroostook County
 Sheriff's Dept.
 Augusta
 Bangor
 Gardiner
 Millinocket
 Old Orchard Beach
 Presque Isle
 Sanford
 Waterville

MARYLAND

Bel Air
 Cambridge
 Charles County
 Sheriff's Dept.
 Cumberland
 Frederick
 Greenbelt
 Hartford County
 Sheriff's Dept.
 Howard County P.D.

MARYLAND

Laurel
 Leonardtown
 Sheriff's Dept.
 Pikesville
 Rockville
 Salisbury
 Takoma Park

MASSACHUSETTS

Adams
 Amherst
 Andover
 Barnstable P.D.
 Buzzards Bay
 Chelsea
 Clinton
 Framingham
 Hopedale
 Hull
 Longmeadow
 Marlborough
 Marshfield
 Methuen
 Milford
 Norfolk
 Northboro
 Northampton
 North Attleboro
 North Reading
 Oxford
 Pittsfield
 Revere
 Sharon
 Southbridge
 Sudbury
 Swampscott
 Tyngsborough
 Wareham
 Webster
 Wenham
 Westwood

MASSACHUSETTS

Winchendon
 Woburn

MICHIGAN

Allegan County
 Sheriff's Dept.
 Alma
 Battle Creek
 Birmingham
 Clawson
 East Grand Rapids
 East Lansing
 Farmington Township
 Fraser
 Grand Haven
 Grosse Pointe Woods
 Holland
 Inkster
 Jackson
 Lenawee County
 Sheriff's Dept.
 Madison Heights
 Monroe County
 Sheriff's Dept.
 Mount Clemens
 Muskegon
 Muskegon Heights
 New Baltimore
 Norton
 Oak Park
 Otsego
 Owosso
 Petoskey
 Port Huron
 Richmond
 Rochester
 St. Clair
 Saline
 Southfield
 Springfield P.D.
 Traverse City

MICHIGAN

Troy
 Walker
 Wayne State U.
 Dept. of Public
 Safety
 Ypsilanti
 E. Michigan U.

MINNESOTA

Anoka
 Austin
 Bemidgi
 Bloomington
 Brooklyn Center
 Brooklyn Park
 Buffalo
 Carlton County
 Sheriff's Office
 Carver County
 Sheriff's Office
 Chisholm
 Circle Pines
 Columbia
 Cottage Grove
 Crystal
 Edina
 Ferguson
 Fridley
 Golden Valley
 Mankato
 Minneapolis
 Sheriff's Dept.
 Moorehead
 New Ulm
 Ramsey County
 Sheriff's Dept.
 St. Cloud
 St. Louis County
 Scott County
 Sheriff's Dept.
 University City
 West St. Paul
 White Bear Lake
 Willmar

NEW YORK

East Hampton
 Endicott
 Fulton County
 Sheriff's Dept.
 Glens Falls
 Haverstraw
 Highland Falls
 Lancaster
 Lockport
 Long Beach
 Mount Kisco
 New Paltz
 New York
 Northport
 Port Washington
 Riverhead, L. I.
 Scarsdale
 Southampton

NORTH DAKOTA

Dickinson
 Fargo
 Grand Forks
 Mandan

OHIO

Beachwood
 Bedford
 Broadview Heights
 Bucyrus
 Centerville
 Chillicothe
 Columbiana
 Defiance
 Elyria
 Euclid
 Fairborn
 Fairfield
 Fairview Park
 Findlay
 Fremont
 Galion
 Hamilton County
 Sheriff's Dept.

OHIO

Hamilton
 Ironton
 Kettering
 Lakewood
 Lancaster
 Lima
 Logan
 Lorain County
 Sheriff's Dept.
 Lorain
 Madeira
 Mansfield
 Maple Heights
 Marion
 Massillon
 Maumee
 Mayfield Heights
 Miamisburg
 North Canton
 Oberlin
 Toledo
 Portsmouth
 Rocky River
 Rossford
 Sebring
 South Euclid
 Steubenville,
 Jefferson County
 Sheriff's Office
 Trumbull County
 Sheriff's Dept.
 Wadsworth
 Warrensville Heights
 Washington Court House
 Wauseon
 West Milton
 Wickliffe
 Williams County
 Sheriff's Dept.
 Willowick
 Woodlawn
 Wyoming
 Xenia
 Youngstown
 Zanesville

OKLAHOMA

Lawton
 Norman
 Ponca City

OREGON

Grants Pass
 Medford
 Salem
 Tillamook

PENNSYLVANIA

Altoona
 Baldwin Township
 Bensalem Township
 Bristol Township
 Canonsburg
 Carbondale
 Catasauqua
 Cheltenham Township
 Chester
 Clairton
 Corry
 Easton
 Erie
 Greenville
 Hanover
 Harrisburg
 Hatfield
 Lower Makesfield
 Township
 Lower Paxton
 Township
 McCandless
 Township
 Meadville
 Middletown
 Township
 Phoenixville
 Pottstown
 Quakertown
 Radnor Township
 Sayre Borough

MISSISSIPPI

Greenville
Gulfport
Newton
Pascagoula

MISSOURI

Bellefontaine
Clayton
Florissant
Gladstone
Jefferson City
Joplin
Maryville
Neosho
Overland

MONTANA

Billings
Cascade County
 Sheriff's Office
Chinook
Deer Lodge
 Sheriff's Office
Glasgow
Great Falls
Lewis and Clark
 County Sheriff's
 Department
Libby

NEBRASKA

Alliance
Grand Island
Millard
Norfolk

NEVADA

Sparks
Reno

NEW HAMPSHIRE

Claremont
Concord
Conway
Lebanon

NEW JERSEY

Bellmar
Bergenfield
Bradley Beach
Bridgewater
Brigantine
Burlington
Burlington County
 Police Chiefs Ass'n.
Collingswood
Dumont
East Brunswick
Edison
Englewood
Englewood Cliffs
Green Brook
Hamilton Township
Harrison
Lindenwold
Linwood
Livingston
Lyon County
 Sheriff's Office
Madison Township
Police & Fire Academy
 of Bergen County
Mantoloking
Maplewood
Maywood
Middletown
Moorestown
Nutley
Ocean City
Oradell
Pitman
Rahway
Randolph Township
Ridgefield Park
Ringwood

NEW JERSEY

River Edge
Riverside Township
Roselle
Secaucus
South Orange
Stratford
Summit
Teaneck
Upper Saddle River
Ventnor City
Vineland
Wayne
Westfield
West Orange
Willingboro
Wyckoff

NEW MEXICO

Farmington
Gallup
Las Cruces
Raton

NORTH CAROLINA

Farmville
Gastonia
Marion
Mecklenburg County
 Police Dept.
Morganton
Roanoke Rapids
Tarboro

NEW YORK

Ardsley
Auburn
Cayuga Heights,
 Village of
Cheektowaga
Croton on Hudson

PENNSYLVANIA

Tioga County
 Sheriff's Dept.
 Tredyffrin Township
 Waynesburg
 Whitehall
 Wilson Borough

PUERTO RICO

Puerto Rico P.D.

RHODE ISLAND

Cumberland
 East Providence
 Newport

SOUTH CAROLINA

Belton
 Camden
 Charleston County
 Columbia
 Marion
 Spartansburg
 Sumter
 York County
 Sheriff's Dept.

SOUTH DAKOTA

Mobridge
 Pierre (Div. of Criminal
 Inves., Capitol Bldg.)
 Sioux Falls
 Sisseton

TENNESSEE

Cleveland

TENNESSEE

Greeneville
 Springfield

TEXAS

Austin
 Baytown
 Brownsville
 Randall County
 Sheriff's Office
 Carrollton
 Commerce
 Corsicana
 Eagle Pass
 Graham
 Greenville
 Killeen
 Kingsville
 Mineral Wells
 New Braunfels
 Olney
 Pasadena
 Slaton
 Uvalde

UTAH

Salt Lake City
 Sevier County
 Sheriff's Dept.

VERMONT

Rutland
 Windsor

VIRGINIA

Manassas
 Winchester

WASHINGTON

Bellevue
 Bremerton
 Chelan County
 Sheriff's Office
 Ellensburg
 Ephrata
 Everett
 Goldendale
 Kelso
 Kent
 Kirkland
 Mercer Island
 Grays Harbor
 County Sheriff's
 Department
 Moses Lake
 Normandy Park
 Olympia
 Pasco
 Port Angeles
 Redmond
 Vancouver

WEST VIRGINIA

Huntington
 Lewisburg
 South Charleston
 Wheeling

WISCONSIN


Appleton
 Chippewa Falls
 Eau Claire
 Fort Atkinson
 Marinette County
 Traffic Dept.
 Menomonie
 Milwaukee
 Muskego
 New Berlin
 New London

WISCONSIN

Racine
Reedsburg
Rhineland
River Falls
Sheboygan
Sturgeon
Superior
Tomahawk
Waukesha
Wauwatosa
W. Milwaukee
Whitefish Bay

WYOMING

Campbell County
 Sheriff's Office
Laramie
Natrona County
 Sheriff's Office
Sheridan
Wyoming Highway
 Patrol Division



END