

Annual Report of the

ADMINISTRATIVE DIRECTOR
OF THE COURTS



1976 - 1977

46150

ADMINISTRATIVE OFFICE OF THE COURTS
State House Annex...Trenton, New Jersey 08625

Annual Report of the

ADMINISTRATIVE DIRECTOR
OF THE COURTS



NS - Admin. Dir.
1976-1977
R. J. Anderson

1976 - 1977

NCJRS

APR 6 1978

ACQUISITIONS

ADMINISTRATIVE OFFICE OF THE COURTS
State House Annex... Trenton, New Jersey 08625

ADMINISTRATIVE OFFICE OF THE COURTS
STATE OF NEW JERSEY



ARTHUR J. SIMPSON, JR.
JUDGE SUPERIOR COURT
APPELLATE DIVISION
ACTING ADMINISTRATIVE DIRECTOR OF THE COURTS

STATE HOUSE ANNEX
CN-037
TRENTON, NEW JERSEY 08625
609-292-4636



Judge Simpson

**TO THE HONORABLE CHIEF JUSTICE AND
JUSTICES OF THE SUPREME COURT:**

This Annual Report for the court year ended August 31, 1977 reflects record case filings, dispositions, and backlogs. It also chronicles the creative and innovative leadership of Chief Justice Richard J. Hughes and the New Jersey Supreme Court that continued the highest quality judicial service to the public and bar by any state judiciary in the country. Sadly, it is dedicated to the late Chief Justice Joseph Weintraub — one of the greatest American jurists of all time.

Last year's report initiated photographic coverage and narrative highlights summaries, and this year we include pictures of all full-time judges and key supporting staff as well as expanded reporting of significant activities. For the first time, special emphasis is upon trial courts wherein 99% of the case activity takes place.

Again, the foreword by the Chief Justice sets the tone for future modern judicial administration with the anticipated support of the Executive and Legislative Branches.

Publication was advanced another three months, and the extraordinary efforts of all who participated in preparation of this Report are gratefully acknowledged.

Respectfully submitted,

Dated: January 25, 1978

TABLE OF CONTENTS

| | |
|---|----|
| THE SUPREME COURT OF NEW JERSEY | |
| Foreword from the Chief Justice | 1 |
| THE NEW JERSEY COURT SYSTEM | 5 |
| JUDICIAL OVERLOAD | 7 |
| Due Process | 11 |
| THE COST OF OPERATING THE COURTS | 13 |
| THE NEW JERSEY JUDICIARY | 15 |
| Superior Court, Appellate Division | 15 |
| Vicinage 1 | 18 |
| Vicinage 2 | 20 |
| Vicinage 3 | 22 |
| Vicinage 4 | 24 |
| Vicinage 5 | 26 |
| Vicinage 6 | 29 |
| Vicinage 7 | 31 |
| Vicinage 8 | 33 |
| Vicinage 9 | 35 |
| Vicinage 10 | 37 |
| Vicinage 11 | 39 |
| Vicinage 12 | 41 |
| INNOVATIVE PROGRAMS AND RECENT DEVELOPMENTS | 44 |
| Introduction | 44 |
| The Administrative Office of the Courts | 45 |
| Clerks of the Courts | 47 |
| Appellate Division | 48 |
| Superior Court | 49 |
| Trial Court Administrators | 50 |
| Calendar Control | 50 |
| Data Systems | 51 |
| General Administration | 51 |
| Jury Management | 52 |
| Governmental and Public Relations | 53 |
| Municipal Court Visits | 53 |
| Construction and Renovation | 53 |
| Court Unification | 53 |
| Court Unification Study | 54 |
| The Need for Unification | 55 |
| Project Plan and Development | 55 |
| The Need for Legislative Action | 55 |
| Sentence Disparity Research | 56 |
| National Interest in the Project | 56 |
| Ethics and Professional Services | 57 |
| Clients' Security Fund | 57 |
| Judicial Education | 58 |
| Pretrial Intervention | 59 |

| | |
|---|----|
| Juvenile and Domestic Relations Court Intake | 61 |
| National Standards | 62 |
| Judicial Management Information Systems | 62 |
| Statistical Services Unit | 64 |
| Court Planning | 65 |
| Management Services | 67 |
| Personnel Section | 67 |
| Central Services Section; Justice Complex Plans | 68 |
| Fiscal Section | 69 |
| Library Services Section; Judges Home Library Program | 69 |
| Trust and Special Funds Section | 70 |
| Central Appellate Research | 70 |
| Civil Practice | 71 |
| Criminal Practice | 72 |
| Probation Services | 72 |
| Collective Bargaining | 73 |
| Probation Research and Development | 73 |
| Probation Training | 74 |
| Volunteers in Probation | 75 |
| Supreme Court Committee on Probation | 75 |
| Municipal Court Services | 76 |
| Court Reporting | 76 |
| Transcript Directives | 76 |
| Sound Recording | 77 |
| Computer Aided Transcription | 77 |
| Judicial Information Services | 78 |

DIGEST OF STATISTICAL DATA

| | |
|--|-------|
| Narrative (Digest of the Statistical Data on Caseload Activity, 1976-77) | i |
| Comparative Summary, Status of the Calendars, 1976-77 Compared with 1975-76 | viii |
| Cases Added, Disposed of and Pending Compared with Prior Court Year | ix |
| Number of Judges in Office and Vacancies, September 1, 1977 | x |
| Number of Judges and Vacancies as of September 1 of Each Year, 1948 to 1977 | xi |
| Weighted Caseload Data | xii |
| Total Cases Added, Disposed of and Pending, by Vicinage, 1972 to 1977 | xiv |
| Summary of Hours on Bench and in Settlement Conference | xvii |
| Comparison of Cases Added and Manner of Disposition | xviii |
| Chart, Caseloads, 1949 to 1977 and Projections to 1983 | xix |

| | |
|--|------|
| Comparative Summary, Cases Added, Disposed of and Pending, 1949 to 1977 | xx |
| Charts, Number of Judgeships and Cases Added, Disposed of and Pending 1977 Compared with 1976 and 1972 | xxii |
| Charts and Tables, Number of Judgeships, Average Available Full-Time Judges in Office, and Judge Days Lost Due to Judicial Vacancies Court Year 1976-77 | xxv |
| Tables, Work of Retired Judges Court Year 1976-77 | xxix |

STATISTICAL DATA ON THE WORK OF THE SUPREME COURT AND THE APPELLATE DIVISION OF THE SUPERIOR COURT

| | |
|--|------|
| Supreme Court | |
| Justices | A- 1 |
| Statistical Tables and Charts | A- 2 |
| Superior Court, Appellate Division | |
| Judges | B- 1 |
| Statistical Tables and Charts | B- 3 |
| Report of the Central Appellate Research Staff | B-21 |

STATISTICAL DATA ON THE WORK OF THE TRIAL COURTS

| | |
|---|--------|
| Superior Court, Chancery Division | |
| General Equity | |
| Judges | C- 1 |
| Statistical Tables and Charts | C- 3 |
| Matrimonial | |
| Judges | D- 1 |
| Statistical Tables and Charts | D- 4 |
| Superior and County Courts, Law and Probate Divisions | |
| Judges | E/F- 1 |
| Civil Matters, Statistical Tables and Charts | |
| General Data | E- 1 |
| Data on Time Interval Studies | E-11 |
| Criminal Matters (Indictments and Accusations) | |
| General Data | F- 1 |
| Data on Time Interval Studies, Trials commenced | F- 9 |
| Data on Time Interval Studies, Retractions | F-38 |
| Supplemental Criminal Data (Indictments x Defendants) | F-64 |
| Petitions for Post-Conviction Relief, <u>B.3:22</u> | G- 1 |
| Appeals to the County Courts from the Municipal Courts | H- 1 |
| Probate Division of the County Court and the Surrogate's Court | I- 1 |
| Juvenile and Domestic Relations Courts | |
| Judges | J/K- 1 |
| Statistical Tables and Charts | J/K- 7 |
| County District Courts | |
| Judges | L- 1 |
| General Data | L- 7 |
| Data on Time Interval Studies | L-18 |

| | |
|--|------|
| Money Judgments | L-35 |
| Municipal Courts | |
| Statistical Tables and Charts | M- 1 |
| SUPREME COURT COMMITTEES | |
| Committees and Members, 1976-77 | N- 1 |
| STATISTICAL DATA ON THE COST OF OPERATING THE COURTS | |
| Narrative | O- 1 |
| Statistical Tables and Charts | O- 2 |
| STATISTICAL DATA ON COUNTY PROBATION DEPARTMENTS | |
| Narrative | P- 1 |
| Statistical Tables and Charts | |
| Personnel, Work Volume, Fiscal Data | P-40 |
| Volunteers in Probation | P-52 |
| Juvenile and Domestic Relations Court Intake Services | P-54 |
| Pretrial Intervention Programs | P-57 |
| Probation Training | P-61 |
| SUPPLEMENTARY TABLES | |
| Report on the Operation of N.J.S.A. Title 59, Claims Against Public Entities (N.J. Tort Claims Act and N.J. Contractual Liability Act) | |
| Superior and County Courts | Q- 1 |
| County District Courts | Q- 8 |
| Report of the Committee on Opinions | Q-15 |
| Results of Examination for Admission to the Bar | Q-16 |

THE SUPREME COURT

CHART AS OF AUGUST 31, 1977

FOREWORD

from the CHIEF JUSTICE

Earlier this month in his Annual Message to the Legislature and people of New Jersey, our Governor expressed a dual sense of optimism and yet healthy respect for the problems ahead—and, over-all, the thought of a “new beginning.” I share that same feeling, after reviewing this excellent report by the able Administrative Director of the Courts. Respect for the tasks we in the courts are facing is counterbalanced by a realistic look at our assets, seemingly enough to justify the highest confidence. No state and no court system ever had better working tools in hand—unparalleled constitutional flexibility in court management, a cadre of hardworking and dedicated judges unmatched in the nation, a bridge of understanding with the media and the public and a new channel of open communication with the other branches of government.

The action of the Legislature in improving judicial compensation—at a time of economic stress in the State—is a signal that the people of New Jersey desire their court system to continue in the forefront of American jurisdictions. I hope it is a portent of things to come in the area of necessary resources for the courts—continued effort to appoint judges of high caliber, adequate budget support and the providing of modern operational tools such as a judiciary-managed computer.

I have already directed a careful study of several suggestions made in the Governor’s Message, to deal with the massive caseload congestion in the court system, and I shall work closely with the Governor and Legislature in accomplishing feasible reforms.

And so I hope that in this early part of the new year, everyone in our judicial system will take new heart in the future and resolve to truly share a “new beginning.” *(Please turn to page 3)*

Chief Justice

Richard J. Hughes

Associate Justices

Worrall F. Mountain

Mark A. Sullivan

Morris Pashman

Robert L. Clifford

Sidney M. Schreiber

Alan B. Handler

OF NEW JERSEY



Ronald F. Mountain



Richard F. Hughes



Mark B. Sullivan



Robert H. Hofford



Mark Rubin




Sidney Schreiber



Allen B. Arnold

Thus encouraged, my colleagues on the Supreme Court join me in repeating with strongest emphasis the early pledge of Chief Justice Vanderbilt to the people of New Jersey:

We of the Supreme Court are determined to a man to give the State the finest judicial organization and administration within our power.*** It is our ambition to be known as an industrious court, an efficient court, a just court, and, I hope, a friendly court. [71 *N.J.L.J.* at 98, 100 (1948)].

A handwritten signature in cursive script, reading "Richard J. Hughes". The signature is written in dark ink and is centered on the page.

C.J.

January, 1978

IN MEMORIAM



Joseph Weintraub

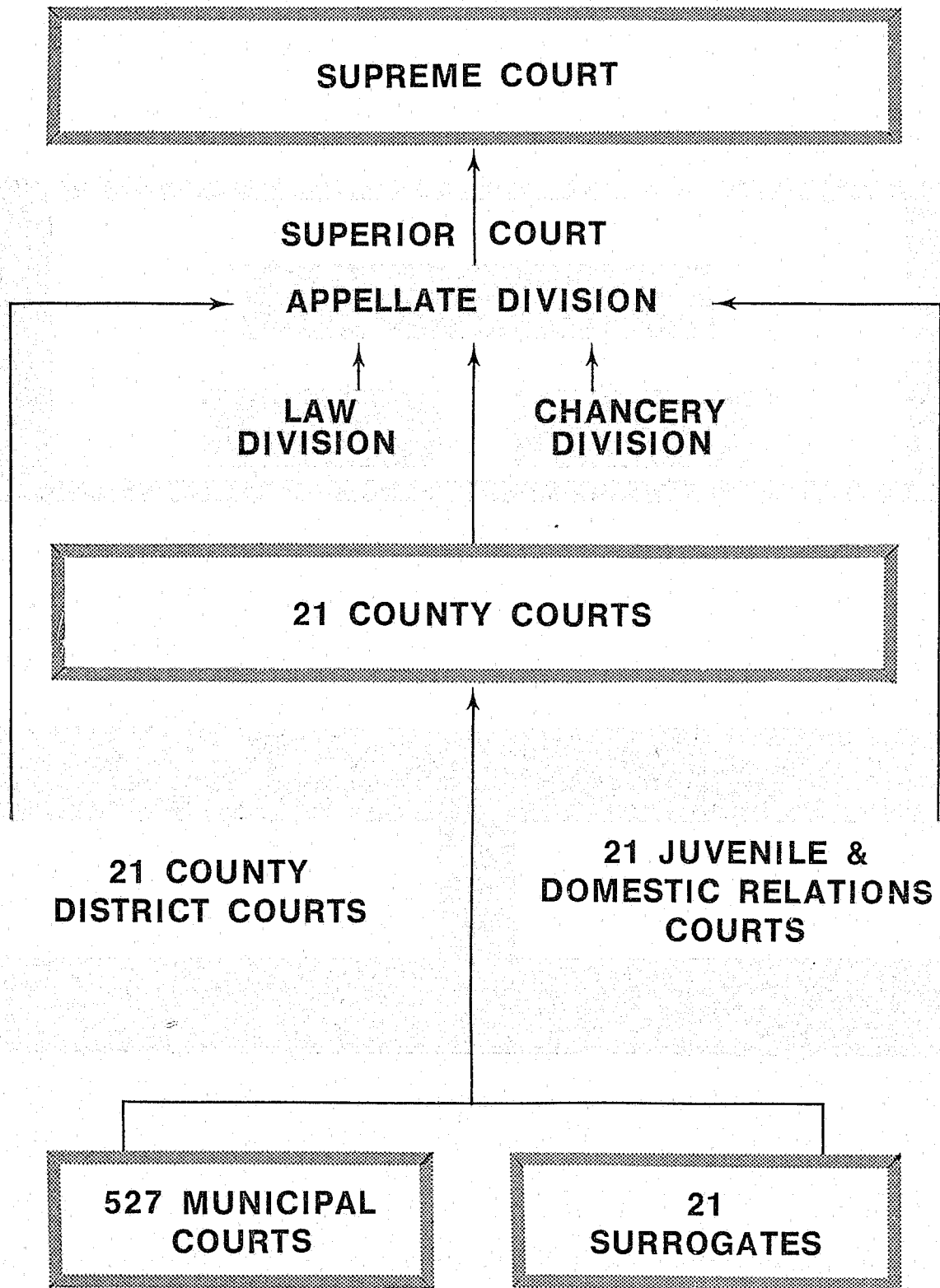
March 5, 1908 — February 6, 1977

Associate Justice of the Supreme Court of New Jersey
November 26, 1956 to August 20, 1957

Chief Justice of the Supreme Court of New Jersey
August 20, 1957 to August 31, 1973

THE NEW JERSEY

CHART AS OF AUGUST 31, 1977



↑ SHOWS COURT TO WHICH APPEALS ARE MADE

COURT SYSTEM

JUSTICES, JUDGES AND JURISDICTIONS AS OF AUGUST 31, 1977

SUPREME COURT: Chief Justice and 6 Associate Justices. Initial term of 7 years with tenure on re-appointment. Mandatory retirement at 70.

Final Appeal in:

1. Constitutional questions.
2. Where dissent in Appellate Division.
3. Capital causes.
4. Certifications.
5. In such causes as provided by law.

SUPERIOR COURT: 120 Judges authorized. Term, tenure and retirement same as Supreme Court.

APPELLATE DIVISION

Appeals from:

1. Law and Chancery Divisions.
2. County Courts.
3. County District Courts.
4. Juvenile & Domestic Relations Courts.
5. State Administrative Agencies.
6. As provided by law.

LAW DIVISION

1. General jurisdiction in all causes, civil and criminal.
2. Proceedings in lieu of prerogative writs, except review of state administrative agencies.

CHANCERY DIVISION

1. General equity.
2. Matrimonial.
3. Probate.

COUNTY COURTS: 108 Judges authorized, 1 to 12 per county. Term: 5 years. Tenure after 10 years and third appointment. Mandatory retirement at 70.

1. Law Division: Criminal jurisdiction within county and general civil subject-matter jurisdiction.
2. Probate Division: Contested probate matters.
3. Adoptions.
4. No equity jurisdiction except as required to finally resolve matter in controversy.
5. Appeals in bastardy proceedings and from Wage & Hour Section (Labor & Industry) and Municipal Courts.

COUNTY DISTRICT COURTS: 39 Judges authorized. Term: 5 years. Tenure after 10 years and third appointment. Mandatory retirement at 70.

1. Contract, penalty, and tort actions to \$3,000.
2. Landlord and tenant.
3. Small claims to \$500.
4. Concurrent criminal and quasi-criminal jurisdiction with Municipal Courts.
5. Bastardy and filiation proceedings.
6. Actions by creditors against an estate up to \$3,000.

JUVENILE AND DOMESTIC RELATIONS COURTS: 32 Judges authorized. Term: 5 years. Tenure after 10 years and third appointment. Mandatory retirement at 70.

1. Exclusive jurisdiction over juvenile delinquency and "juveniles in need of supervision."
2. Child abuse matters.
3. Support
4. Temporary custody of children.
5. Adoptions.
6. Bastardy and filiation proceedings.

MUNICIPAL COURTS: 385 Judges. Term: 3 years.

1. Traffic and motor vehicle violations.
2. Ordinance violations.
3. Disorderly persons offenses.
4. Fish and game and navigation violations.
5. Bastardy and filiation proceedings.
6. Other specified crimes (where penalty does not exceed 1 year incarceration or \$1,000 fine) and offenses (where value of property does not exceed \$500), including some crimes where indictment and trial by jury can be waived.
7. Probable cause hearings on indictable offenses.

SURROGATES: 21 Surrogates. Elected. Term: 5 years.

1. Uncontested probate matters.
2. Clerk of Probate Division of County Court,

JUDICIAL OVERLOAD

*"A crisis for the courts . . . is as well a crisis for the litigants and society. The cause of the crisis is simply overload, an overload so serious that integrity of the . . . system is threatened, an overload so little recognized that the bleak significance of plain, not to say obtrusive, symptoms is not fully credited . . ."** Robert J. Bork, Esq., when he was Solicitor General of the United States in April 1976.*

These remarks by Mr. Bork well sum up the conditions and problems still faced by the New Jersey judiciary at the end of the court year 1976-77. The continuing overload crisis, due to the tremendous increase in litigation unmatched by sufficient judicial manpower, is graphically illustrated by the charts at pages 8 to 10 of this Annual Report. The following significant statistical highlights may be noted there:

- New filings (cases added) in the trial and appellate courts reached an all time high of 555,371 during 1976-77, an increase of 2.5% over the preceding year and 30.1% over the 1971-72 court year. This was the eleventh consecutive year of increase in new filings.
- Dispositions of cases also reached a record high of 541,211, an increase of 2.3% over the preceding year and 28.3% over the 1971-72 court year. This was the eleventh consecutive year of increase in cases disposed of.
- The backlog of pending cases also reached a record high of 167,811, an increase of 9.2% over the previous year and 28.5% over the 1971-72 court year. This was the third consecutive year of increase in the backlog which now endangers the proper and effective administration of justice in New Jersey.

As these statistics clearly show, the calendars are becoming more congested despite a steady improvement in judicial productivity. The cause is twofold: the avalanche of new filings continues, while in recent years vacancies on the State's full-time bench remained at approximately ten percent (see chart at page 10).

At the end of the past court year, total authorized judgeships were 306 but only 274 were filled. Thirty-two judgeships (10.5% of total strength) were vacant. This indicates the problem besetting the judiciary throughout the court year. On a per court day basis, an average of 32 judgeships (31.77) were unfilled. For the year as a whole, a total of 7,211 judge days in court were lost due to vacancies—an average of 601 court days lost per month.

Some of this loss was partially made up by the temporary recall of 11 retired judges for various periods during the year. The average number of retired judges working per court day during the year was 6.37. The service of these retired judges was vital and much appreciated, but could not prevent the backlog from increasing.

Despite these adverse circumstances, the New Jersey judiciary continued to perform in exemplary fashion by increasing case productivity and simultaneously maintaining its traditional high quality of dispositions. As a result, the State court system retained its nationwide reputation for excellence, although it is perilled by manpower and funding shortfalls.

* Excerpt from an address by Robert J. Bork, Esq., then Solicitor General of the United States, at the National Conference on the Causes of Dissatisfaction with the Administration of Justice (The Pound Conference), St. Paul, Minnesota, April 7-9, 1976.

CASELOAD TRENDS AND JUDGESHIPS

Charts A, B and C on this page and pages 9 and 10 show caseload trends and the numbers of actual and authorized judgeships for the Supreme, Superior, County, County District, and Juvenile and Domestic Relations Courts for the court years ending August 1972 through 1977. (All percentages on the charts are comparative with the court year ended August 31, 1972.)

CHART A

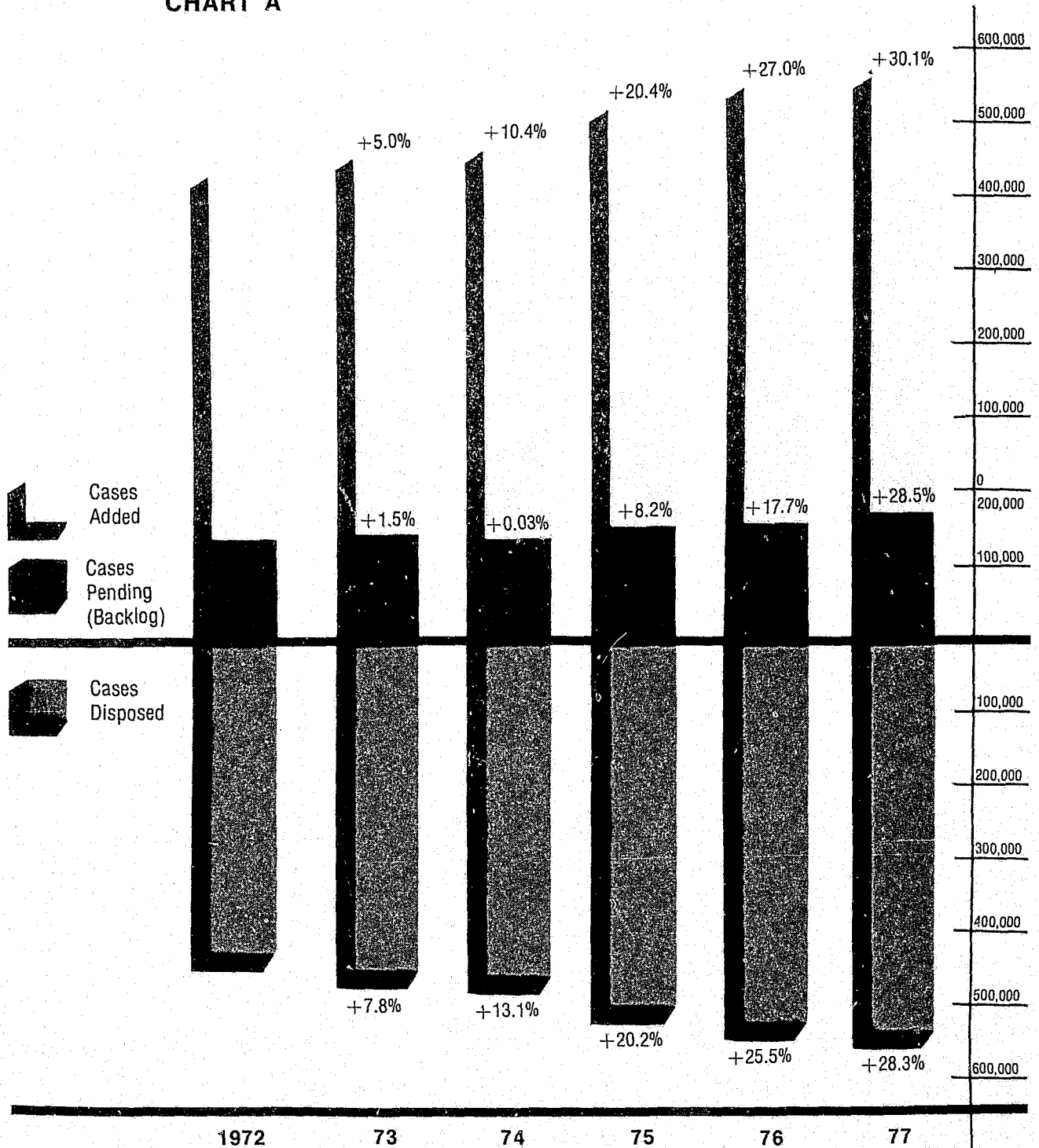


CHART B

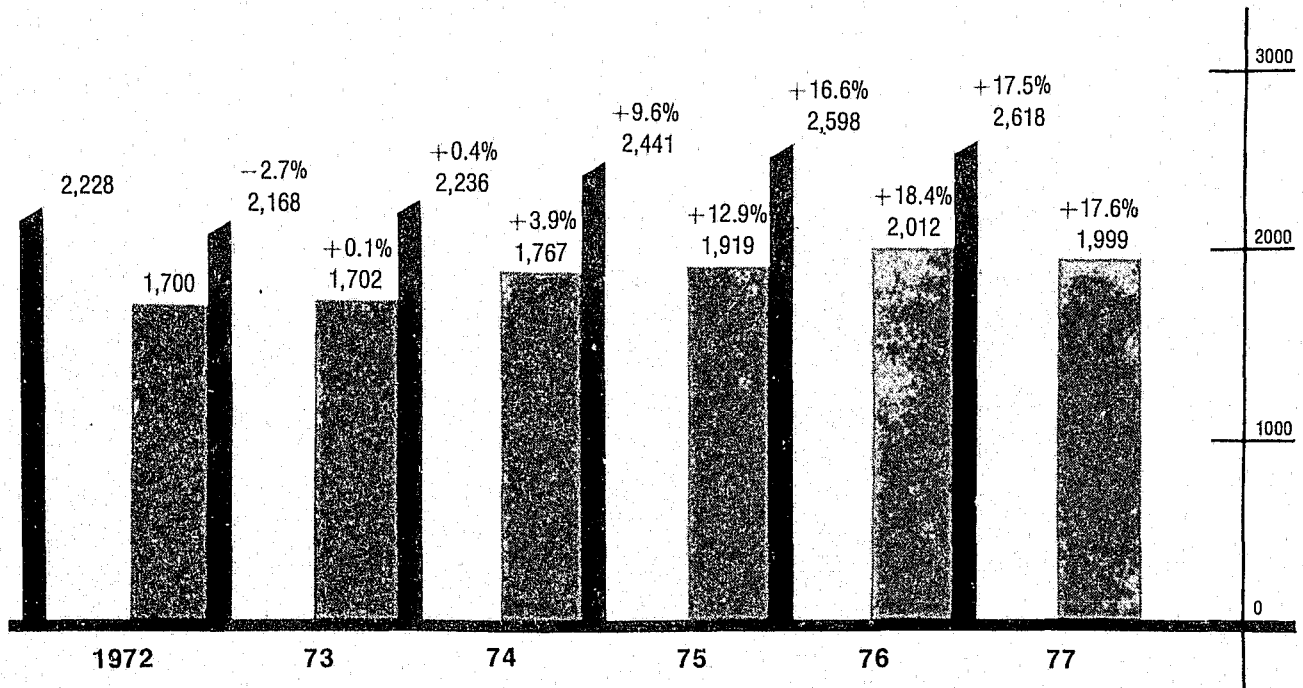
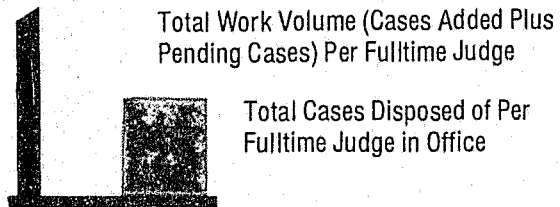
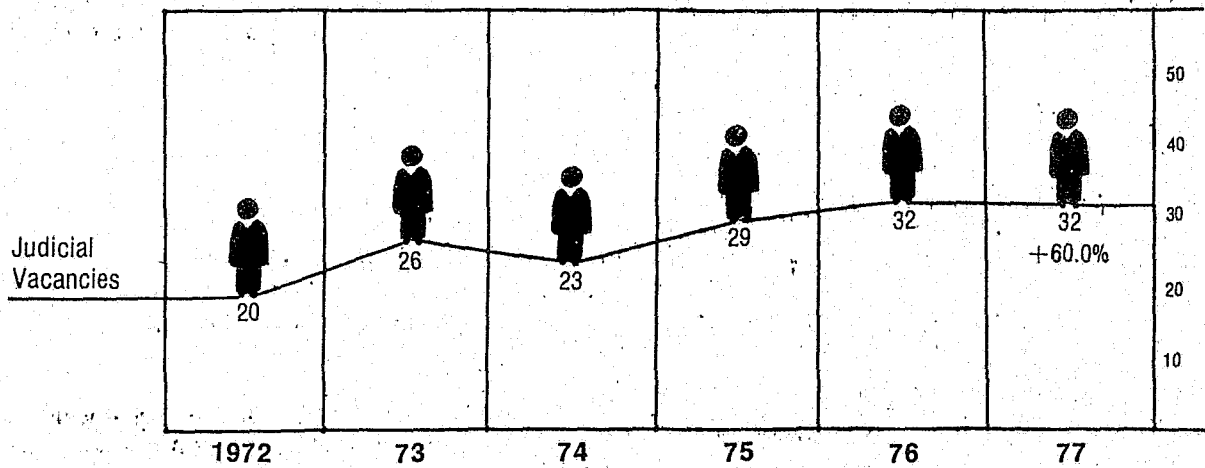
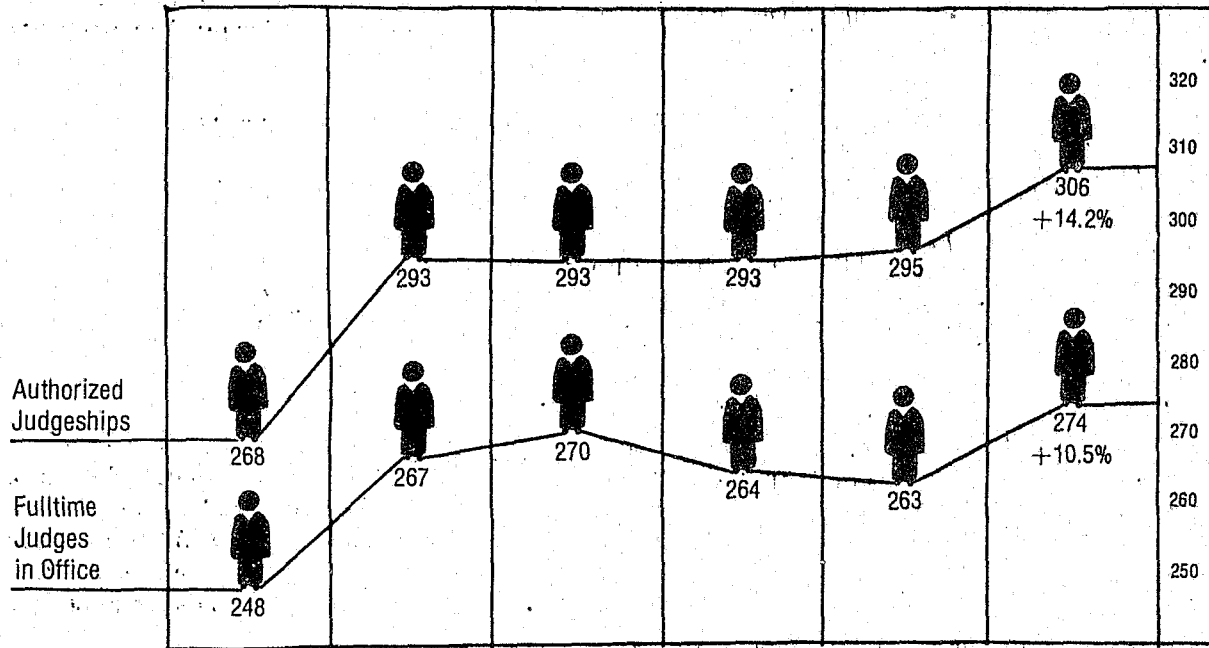


CHART C



These outstanding achievements were made possible by judicial diligence under the leadership of the Chief Justice and Supreme Court, techniques and programs of modern, imaginative judicial administration that support judicial decision-making and improve the efficiency and economy of the court system, and the thorough and fair review processes of the Supreme Court and the Appellate Division of the Superior Court.

The extraordinary dedication of the judges is reflected in the continuing increase in case dispositions per judge. The 541,211 dispositions during 1976-77 averaged 1,999 cases per judge, or a 17.6% productivity increase since 1971-72.

Services provided by the Administrative Office of the Courts continued to be unsurpassed by those of any other jurisdiction. They are detailed in subsequent pages of this Annual Report. The highlights include:

- Education and training for judges, probation officers, support and administrative personnel.
- Trial court administration to reduce burdens on assignment and trial judges so they can spend more time on the bench.
- Extended appellate research support.
- Continuing criminal and civil practice services.
- Increased management, statistical, and public information programs.
- Expanded ethics and professional responsibility services.

Court unification planning and sentence disparity study continued during the court year as did pioneering efforts in pretrial intervention and juvenile intake services. Pretrial intervention (PTI) diverts selected adult offenders from the criminal justice process for early rehabilitation, and intake services do the same for many juveniles charged with less serious offenses. By August 31, 1977, 3.3% of all defendants in pending criminal cases were enrolled in PTI programs. The number of county juvenile intake services grew from 12 to 16 during 1976-77, and a greater proportion of juvenile complaints were referred to these services than in past years.

While the support programs assisted in the maintenance of excellence despite mounting caseloads and resource shortfalls, the persistent, inadequate resources resulted in delayed dispositions as well as increased backlogs. The Chief Justice and the Administrative Director of the Courts continued to emphasize the need for prompt filling of all judicial vacancies, to permit orderly reduction of the backlogs and progress toward "speedy trial" goals in criminal cases, and avoidance of continuing delays in the civil calendars.

Due Process

The Sixth Amendment to the United States Constitution requires:

"In all criminal prosecutions, the accused shall enjoy the right of a speedy . . . trial."

Early trials are necessary to safeguard the constitutional rights of defendants charged with crime and the public's constitutional right to the preservation of domestic tranquility. In 1966 the New Jersey Supreme Court established criminal trial disposition goals as follows:

- Trial within 90 days of indictment for those accused of violent crimes.
- Trial within 90 days of arrest for all persons in jail awaiting trial, regardless of the charge.

- Trial within six months of indictment for all others accused of crime.

In recent years the American Bar Association and the National Advisory Committee on Criminal Justice Standards and Goals have established similar objectives on a nationwide basis. Again this year Chief Justice Richard J. Hughes requested resources needed to reach these universally recognized goals, and it is hoped that early in 1978, adequate budget support will be provided and a judiciary managed computer will be authorized.

The unfortunate status is that New Jersey continues to fall short of the standards. On August 31, 1977, 46% of all active criminal cases in the Superior and County Courts were over six months old, 22% were from six to 12 months old, 17% were from one to two years and 8% had been pending more than two years. The total criminal backlog of active cases pending plea or trial was 17,807 cases—an increase of almost 2,984 cases over the comparable 1972 figure.

As many judges as possible have been assigned to criminal matters and a reduced number were therefore available to hear civil cases. In some counties the partial suspension of civil calendars has resulted, in the words of the Chief Justice, in "an immense injustice" by denying indigent and injured plaintiffs their rights to expeditious recovery and redress in courts of law. Despite the shortage of judges, the Chief Justice has directed high priority to cases involving rape, wife beating, child abuse, custody, and adoption.

In Gloucester County the civil calendar had to be virtually suspended from April 1 to September 2, 1977. The civil calendar in Passaic County was partially suspended in December 1976. Only the temporary recall of retired judges permitted resumption of the hearing of civil cases on a reduced basis. The full calendar could not be resumed until September when two judges were finally appointed.

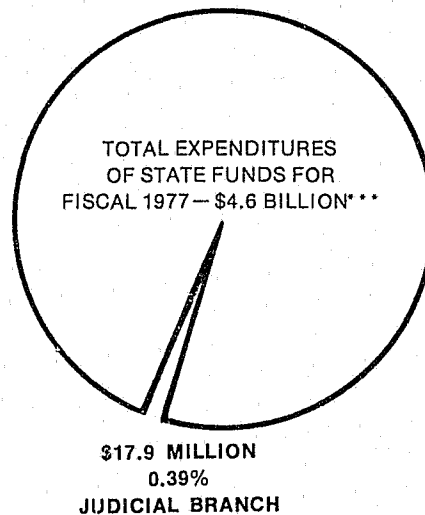
Only five civil cases were disposed of by trial in Salem County during the past court year. Trials on contested County District Court matters were heard only on a sporadic, *ad hoc* basis during that entire year in Atlantic County. In several other counties the backlog of civil cases increased because less than the needed number of judges to hear civil cases could be spared from urgent criminal matters.

THE COST OF OPERATING THE COURTS

As the chart on this page illustrates, State expenditures for the Judicial Branch in fiscal year 1977 accounted for approximately 0.39% of one percent of all State expenditures. This percentage is even lower than the past years' average of one half of one percent of total State expenditures being allocated to the judiciary. At the same time, State judiciary appropriations constituted only about 18% of the cost of operating the courts, with the balance borne by the counties and municipalities.

Total expenditures for the court system for the most recent year* amounted to \$97.9 million, with \$64.1 million expended by the counties, \$17.9 million by the State and \$15.9 million by the municipalities.** In terms of percentages of the total, that was 66% by the county, 18% by the State and 16% by the municipalities. Although courts are not intended to be self-funding, total revenues from fines, fees, costs, etc. amounted to \$66.7 million.

Again as the chart on this page illustrates, total expenditures by the State for the fiscal year ending June 30, 1977 for the Judicial Branch were \$17.9 million while total State expenditures for that year were \$4.6 billion. During the same fiscal year the judiciary contributed \$8 million in revenue, principally from filing fees, to the State Treasury. The balance of the \$66.5 million collected by the courts went to counties and municipalities.



As already noted, there has been a sharp rise in the past decade in the court system's workload (cases and appeals). The judiciary has no control over this litigation explosion; indeed, continued access to the courts by citizens is essential. Despite the annually increasing workload, the Judicial Branch has been consistently underfunded in recent years. The budget requests were reduced by \$3.4 million in fiscal 1976, \$4.1 million in fiscal 1977 and by \$2.1 million in fiscal 1978. These reductions, once the judiciary was allocated its share of salary programs and/or supplemental appropriations, were decreased to net reductions of \$3.2 million in fiscal 1976, \$2.6 million in fiscal 1977 and \$1.4 million in fiscal 1978. This underfunding and the consequent understaffing, together with judicial vacancies, has precluded reduction of backlogs.

As noted above, for the fiscal year ended June 30, 1977 the judiciary budget request was reduced by the Executive Branch by \$4.1 million. The Legislature restored \$1.9 million by a supplemental appropriation, but the bill was not signed into law until the end of January 1977, and the final, line-item vetoed

* Total expenditures for the court system are for the calendar year 1976 by counties and municipalities and for the fiscal year ending June 30, 1977 by the State.

** Complete, verified figures for expenditures for municipal courts for calendar 1976 were not available at the time of preparation of this section of this Annual Report. Therefore, for the purposes of this section expenditures for municipal courts for calendar 1976 have been estimated by averaging the percentage increase in those expenditures for calendar years 1973, 1974, and 1975 and applying that average of 15% to the 1975 expenditure figure of \$13.8 million. Receipts represent preliminary receipts for the calendar year 1976.

*** Source: Net dispersed and obligated funds for the State as reported in the Statement of Appropriations and Expenditures in "Summary Fiscal Report, June 1977, for the Fiscal Year 1976-77," prepared by the Department of the Treasury, Division of Budget and Accounting.

version of that bill restored only \$750,000 for the last five months of fiscal 1977. The supplemental appropriation and the allocation of \$791,251 as the judiciary's share of the salary increase program decreased the original reduction of \$4.1 million to \$2.6 million. The net reduced appropriation for fiscal 1977 obviously was not a proper limiting factor for the 1978 fiscal budget.

The unduly constricted State funding of the Judicial Branch even denied provision of some support staff mandated by statute. N.J.S.A. 2A:11-7 and 2A:11-19 require that each judge of the Chancery Division of the Superior Court be furnished a state-funded staff that includes a law secretary, a clerical secretary and a sergeant-at-arms. For fiscal 1978, however, funding for only 49 of these 72 statutory positions was provided by the State despite repeated requests by the judiciary that it have all the staff resources provided by statute.

For the fiscal year ending June 30, 1979 the Judicial Branch has requested a State appropriation of \$24.5 million. Once again this budget request is austere. It provides only for the funding of all authorized judgeships and required administrative and support services to mount an assault on the unacceptable backlog and provide efficient judicial service to the public. As the Chief Justice of the United States, Warren E. Burger, has said:

"Inefficient courts cause delay and expense and diminish the value of the judgment . . . It (efficiency) has as its objective the very purpose of the whole system—to do justice. Inefficiency drains the value of even a just result either by delay or excessive costs or both."*

A court system suffering from financial anemia cannot become the fully efficient and responsive institution to which the public is entitled.

* An excerpt from the remarks by Chief Justice Warren E. Burger in his opening address to the National Conference on the Causes of Popular Dissatisfaction with the Administration of Justice (The Pound Conference) in St. Paul, Minnesota, April 7, 1976.

THE NEW JERSEY JUDICIARY

(AS OF AUGUST 31, 1977, EXCEPT AS NOTED)

SUPERIOR COURT, APPELLATE DIVISION



Judge Milton B. Conford
Presiding Judge for Administration

Part A



Judge
Leon S. Milmed



Presiding Judge
John F. Lynch



Judge
Melvin P. Antell

Part B



Judge
William G. Bischoff

Presiding Judge
Milton B. Conford
pictured on
preceding page



Judge
Sonia Morgan

Part C



Judge
John L. Ard



Presiding Judge
John W. Fritz



Judge
Sylvia B. Pressler



Judge Francis X.
Crahay (Resigned 1/10/77)

Part D



Judge
John F. Crane



Presiding Judge
Eugene L. Lora



Judge
Herman D. Michels

Part E



Judge
Samuel Allcorn, Jr.



Presiding Judge
Joseph Halpern



Judge
Theodore I. Botter

Part F



Judge
Martin J. Kole



Presiding Judge
Lawrence A. Carton, Jr.
(Retired 8/25/77)



Judge
Samuel A. Lerner

Part G



Judge
Baruch S. Seldman



Presiding Judge
Robert A. Matthews



Judge
Herbert Horn

THE TRIAL COURTS

VICINAGE 1

(ATLANTIC, CAPE MAY, CUMBERLAND AND SALEM COUNTIES)



Superior Court
Assignment Judge
George B. Francis.

ATLANTIC COUNTY

Superior Court



Judge R. C. Brown
(Retired and temporarily
assigned on recall)



Judge Anthony Cafiero
(Retired and temporarily
assigned on recall)



Judge
Phillip A. Gruccio



Judge
Robert H. Steedle

County Court



Judge
Manuel H. Greenberg



Judge Joseph Narrow
(Retired and temporarily
assigned on recall)



Judge
Robert Neustadter

County District Court



Judge
Herbert S. Jacobs

CAPE MAY COUNTY
County Court



Judge
James A. O'Neill



Judge
Nathan C. Staller

CUMBERLAND COUNTY
County Court



Judge
Steven Z. Kleiner



Judge
Edward S. Miller



Judge
Paul R. Porreca



Judge
Frank J. Testa

SALEM COUNTY
County Court



Judge
Norman Telsey

**VICINAGE 2
(BERGEN COUNTY)**



Superior Court
Assignment Judge
Theodore W. Trautwein

Superior Court



Judge
Thomas F. Dalton



Judge
Fred C. Galda



Judge George B. Gelman
(Resigned 9/6/77)



Judge
Sherwin D. Lester



Judge
Morris Malech



Judge
James J. Petrella



Judge
Alfred D. Schiaffo



Judge
James I. Toscano

County Court



Judge
William J. Arnold



Judge
John J. Cariddi



Judge
Charles R. DiGisi



Judge
Thomas L. Franklin



Judge
Benedict E. Lucchi

BERGEN COUNTY

County Court *(continued)*



Judge
James F. Madden



Judge
John T. Mooney



Judge
William R. Morrison



Judge
Harvey Smith



Judge
Edward J. Van Tassel

County District Court



Judge Frederick
W. Kuechenmeister



Judge
David B. Follender



Judge
Paul R. Huot



Judge
Gerald E. Monaghan



Judge
Kevin M. O'Halloran



Judge
Arthur L. Troast

Juvenile and Domestic Relations Court



Judge
J. Emmet Cassidy



Judge Abraham L.
Rosenberg



Judge
Harvey R. Sorkow

**VICINAGE 3
(BURLINGTON AND OCEAN COUNTIES)**



Superior Court
Assignment Judge
Samuel D. Lenox, Jr.

BURLINGTON COUNTY

Superior Court



Judge
W. Thomas McGann
(Retired 10/20/76)



Judge
J. Gilbert Van Sciver, Jr.



Judge
Alexander C. Wood, III

County Court



Judge
Herman Belopolsky



Judge
Dominick J. Ferrelli



Judge
Paul B. Kramer



Judge
Harold B. Wells, III

Juvenile and Domestic Relations Court



Judge
Anthony P. Tunney, Jr.

OCEAN COUNTY

Superior Court



Judge
William H. Huber



Judge
William E. O'Connor, Jr.

County Court



Judge
Mark Addison



Judge
Robert H. Doherty, Jr.



Judge
James M. Havey



Judge
Harold Kaplan



Judge
Henry H. Wiley

**VICINAGE 4
(CAMDEN AND GLOUCESTER COUNTIES)**



Superior Court
Assignment Judge
Charles A. Rizzi

**CAMDEN COUNTY
Superior Court**



Judge
Peter J. Devine, Jr.



Judge Louis L.
Goldman (Retired
10/29/77)



Judge Norman
Heine (Retired
3/22/77)



Judge Robert Burk
Johnson (Retired
and temporarily
assigned on recall)



Judge
Michael P. King



Judge
Paul A. Lowengrub



Judge
William E. Peel

County Court



Judge
A. Donald Bigley



Judge
Peter J. Coruzzi



Judge
I. V. DiMartino



Judge
Warren C. Douglas

CAMDEN COUNTY

County Court *(continued)*



Judge
Mary Ellen Talbott



Judge
Leon A. Wingate

County District Court



Judge Rudolph
J. Rossetti



Judge Barry
M. Weinberg

Juvenile and Domestic Relations Court



Judge
Robert W. Page



Judge
D. Donald Palese

GLOUCESTER COUNTY

County Court



Judge
Ernest L. Alvino



Judge
Paul F. Cunard



Judge Samuel
G. DeSimone



Judge R. Edward
Klaisz (until 3/31/77)



Judge
Milton L. Silver

**VICINAGE 5
(ESSEX COUNTY)**



Superior Court
Assignment Judge
Arthur J. Blake

Superior Court



Judge Charles S.
Barrett, Jr. (Retired
4/8/77)



Judge
Stanley G. Bedford




Judge William
J. Camarata



Judge
F. Michael Caruso



Judge
Van Y. Clinton



Judge Sam A.
Colarusso
(Retired 3/2/77)



Judge
Arthur C. Dwyer



Judge
Neil G. Duffy



Judge
Julius Feinberg



Judge
Ralph L. Fusco



Judge Morris N.
Hartman
(Retired 5/24/77)



Judge
Harry A. Margolis



Judge
John A. Marzulli

ESSEX COUNTY

Superior Court *(continued)*



Judge
James T. Owens



Judge
Nicholas Scalera



Judge
Murray G. Simon



Judge
Peter W. Thomas

County Court



Judge
William F. Harth



Judge
Harry Hazelwood, Jr.



Judge
Marilyn Loftus



Judge
Felix A. Martino



Judge Alexander
J. Matturri



Judge Edward
F. Neagle, Jr.



Judge
Michael J. O'Neil



Judge
June Strelecki



Judge
Paul B. Thompson



Judge
William H. Walls



Judge
Joseph F. Walsh



Judge
Leo Yanoff

ESSEX COUNTY

County District Court



Judge
Nicholas Albano, Jr.



Judge
John F. Dios



Judge
Howard W. Hayes
(Retired 9/1/77)



Judge David H.
Wiener
(Retired 5/28/77)

Juvenile and Domestic Relations Court



Judge
Yale L. Apter



Judge Horace S.
Bellfatto (Retired and
temporarily assigned
on recall)



Judge
Peter J. Cass



Judge Frances
M. Cocchia



Judge
Donald E. King



Judge
Paul D. Murphy

**VICINAGE 6
(HUDSON COUNTY)**



Superior Court
Assignment Judge
Thomas S. O'Brien


Superior Court



Judge
Lawrence Bilder




Judge
Guy W. Calissi



Judge
Geoffrey Gaulkin



Judge
John J. Geronimo



Judge
Frank G. Hahn



Judge
Joseph P. Hanrahan



Judge
August W. Heckman



Judge Frederick
C. Kentz, Jr.



Judge
Robert E. Tarleton



Judge
Joseph M. Thuring



Judge
Maurice A. Walsh

HUDSON COUNTY


County Court



Judge
Richard F. Connors



Judge
James H. Dowden



Judge
John J. Grossi, Jr.



Judge
Edward F. Hamill



Judge Charles
J. Harrington, Jr.



Judge Raymond
W. Young

County District Court



Judge
John J. McCole



Judge
Eugene P. Kenny



Judge
Henry B. McFarland, Jr.



Judge Mortimer
Neuman (Retired and
temporarily assigned
on recall)

Juvenile and Domestic Relations Court



Judge
William J. Bozzuffi



Judge
Daniel F. Gilmore



Judge J. Leonard
Hornstein




Judge
Samuel C. Scott



Judge Samuel
Miller (Retired and
temporarily assigned
on recall)

VICINAGE 7 .
(MERCER, HUNTERDON AND SOMERSET COUNTIES)



Superior Court
Assignment Judge
George Y. Schoch

MERCER COUNTY
Superior Court



Judge Morton I.
Greenberg



Judge
A. Jerome Moore



Judge Arthur A.
Salvatore
(Retired 8/25/77)

County Court



Judge Richard
J. S. Barlow, Jr.



Judge
Clifton C. Bennett



Judge Hervey
S. Moore, Jr.



Judge
J. Wilson Noden



Judge
Daniel A. O'Donnell



Judge
Theodore T. Tams, Jr.

HUNTERDON COUNTY

County Court



Judge
Thomas J. Beetel



Judge
A. Warren Herrigel

SOMERSET COUNTY

Superior Court



Judge
Wilfred P. Diana



Judge
Arthur S. Meredith

County Court



Judge
Robert E. Gaynor



Judge
Michael R. Imbriani



Judge
B. Thomas Leahy



Judge
David G. Lucas

**VICINAGE 8
(MIDDLESEX COUNTY)**



Superior Court
Assignment Judge
John C. Demos

Superior Court



Judge
Theodore Appleby



Judge
John E. Bachman



Judge
Herman L. Breitkopf



Judge
Joseph F. Deegan



Judge
David D. Furman



Judge
Charles M. Morris, Jr.



Judge
C. John Stroumtsos

County Court



Judge
Joseph F. Bradshaw



Judge
Richard S. Cohen



Judge
J. Morris Harding



Judge
Robert A. Longhi

MIDDLESEX COUNTY

County Court *(continued)*



Judge
Alan A. Rockoff



Judge Joseph J.
Takacs
(Retired 9/1/77)

County District Court



Judge Robert T.
Quackenboss



Judge
John P. Kozak



Judge Robert S.
Kuhlthau



Judge
Edward J. Seaman

Juvenile and Domestic Relations Court



Judge
Irving W. Rubin



Judge Aldona E.
Appleton (Retired
and temporarily
assigned on recall)



Judge Robert L.
Garrenger



Judge
John E. Keefe



Judge
George J. Nicola

**VICINAGE 9
(MONMOUTH COUNTY)**



Superior Court
Assignment Judge
Merritt Lane, Jr.

Superior Court



Judge
Louis R. Aikins



Judge
John P. Arnone



Judge Patrick
J. McGann, Jr.



Judge
Andrew A. Salvest
(Died 9/28/77)



Judge
Marshall Selikoff



Judge
Thomas L. Yaccarino

County Court



Judge
Donald J. Cunningham



Judge
Burton L. Funder

MONMOUTH COUNTY

County Court *(continued)*



Judge Thomas
F. Shebell, Jr.



Judge William
T. Wichmann

County District Court



Judge
George A. Gray



Judge
Walter H. Gehricke

Juvenile and Domestic Relations Court



Judge
Leo Weinstein



Judge
Julia L. Ashbey

**VICINAGE 10
(MORRIS, SUSSEX AND WARREN COUNTIES)**



Superior Court
Assignment Judge
Robert Muir, Jr.

MORRIS COUNTY

Superior Court



Judge
Bertram Polow

County Court



Judge
John D. Collins
(Retired 12/3/76)



Judge
Charles M. Egan, Jr.



Judge
Jacques H. Gascoyne



Judge
George P. Helfrich



Judge
Kenneth C. MacKenzie



Judge
Reginald Stanton



Judge
Arnold M. Stein

MORRIS COUNTY *(continued)*

Juvenile and Domestic Relations Court



Judge
John M. Newman



Judge
Donald G. Collester, Jr.

SUSSEX COUNTY

Superior Court



Judge
Robert C. Shelton, Jr.

County Court



Judge Frederic
G. Weber

WARREN COUNTY

County Court



Judge
Paul Aaroe



Judge Martin
Bry-Nildsen, Jr.

**VICINAGE 11
(PASSAIC COUNTY)**



Superior Court
Assignment Judge
Charles S. Joelson

Superior Court



Judge
Peter Ciolino



Judge Samuel Doan
(Retired 9/27/76 and
temporarily assigned
on recall)



Judge Joseph N.
Donatelli



Judge
Ralph V. Martin



Judge
Irving I. Rubln



Judge
Thomas R. Rumana



Judge
Joseph J. Salerno



Judge
Louis Schwartz



Judge Theodore
D. Rosenberg
(Retired and temporarily
assigned on recall)

County Court



Judge
Joseph M. Harrison



Judge
Bruno R. Leopizzi



Judge William
J. Marchese

PASSAIC COUNTY

County Court *(continued)*



Judge
Harold M. Nitto



Judge
Amos C. Saunders



Judge
Herbert Susser

County District Court



Judge
Sidney H. Reiss



Judge Herbert
S. Alterman



Judge
Joseph L. Conn



Judge Nicholas
G. Mandak

Juvenile and Domestic Relations Court



Judge Carmen
A. Ferrante



Judge
Vincent E. Hull, Jr.

**VICINAGE 12
(UNION COUNTY)**




Superior Court
Assignment Judge
V. William DiBuono

Superior Court



Judge Harold
A. Ackerman



Judge Cuddie
E. Davidson, Jr.



Judge Milton A.
Feller (Retired and
temporarily assigned
on recall)



Judge Bryant W.
Griffin



Judge Edward
W. McGrath



Judge
A. Donald McKenzie



Judge Harry
V. Osborne, Jr.



Judge
Jacob L. Triarsi



Judge Chester
A. Weidenburner

UNION COUNTY

County Court



Judge Joseph G.
Barbieri



Judge James
H. Coleman, Jr.



Judge William
A. Dreier



Judge Richard
P. Muscatello



Judge
John P. Walsh



Judge
W. Fillmore Wood
(Retired)

County District Court



Judge
James M. Cawley



Judge
Edward W. Beglin, Jr.



Judge John J.
Callahan



Judge
Lawrence Weiss

Juvenile and Domestic Relations Court



Judge
Steven J. Bercik



Judge
Warren Brody



Judge
John L. McGuire



Judge Robert
J. T. Mooney

INNOVATIVE PROGRAMS AND RECENT DEVELOPMENTS

Introduction

For over a quarter century the Judicial Conference of New Jersey has aided the Supreme Court in improving practice and procedure in the courts and the administration of the judicial system. Highlighted by an annual, on-the-record, plenary session, the Conference continues the pioneering efforts of the late Arthur T. Vanderbilt, New Jersey's first modern Chief Justice, to bring together the judiciary, the other branches of government, the bar, and the public, in the never-ending effort to improve the judicial process. Conference members include judges, legislative leaders, representatives of the Governor, the Attorney General and Public Advocate, court administrators, bar association delegates, county prosecutors and representatives of the public and news media.

At its annual plenary session, the Conference considers the reports of the 12 standing Supreme Court Committees* which by court rule (R.1:35-1(d)) are an integral part of the Judicial Conference. These Committees carry on the work of the Conference on a year-round basis. To increase continuity of effort, and to permit more judges, lawyers and other persons to participate in the work of the committees, the Supreme Court has adopted a new policy of appointing committee members to staggered terms.

In addition to the reports of the standing committees, the Administrative Director of the Courts is expected to place before the 1978 session of the Judicial Conference a number of special reports of vital concern to the State. Anticipated are a report from the new, LEAA-funded Judicial Planning Committee, a preliminary report on the Court Unification Project that will recommend alternative strategies to attain a fully-unified and State-funded judicial system, and a preliminary report on the Sentence Disparity Research Project charged with the responsibility to develop specific criteria and guidelines to assist sentencing judges.

* These standing committees are: Committee on Relations with the Media, Committee on Judicial Salaries and Pensions, Criminal Practice Committee, Committee on Juvenile and Domestic Relations Courts, Committee on Probation, Committee on Municipal Courts, Committee on Model Jury Charges (Criminal), Civil Practice Committee, Committee on Relations with the Medical Profession, Committee on County District Courts, Committee on Model Jury Charges (Civil) and the Committee on Judicial Seminars/New Jersey Judicial College.

In addition to the recommendations of the Judicial Conference and its committees, the Supreme Court also relies on special committees and task forces to analyze specific problems and recommend improvements and innovations in the judicial system. Administrative Office personnel provide professional staff support to the committees and task forces and may also be members of these groups. Each task force has a broad and representative membership to ensure that all viewpoints and interests are considered. During the 1976-77 court year these groups were at work on matters relating to juvenile justice, ethics and professional services, and mental commitments. The Juvenile Justice Task Force recommended modification of the confidentiality requirements for juvenile cases where adjudications of delinquency involve the equivalent of serious adult offenses. Legislation has since been enacted allowing the public identification of juveniles who have committed serious offenses (N.J.S.A. 2A:4-65; L. 1977, c.255). This task force also proposed the establishment of juvenile intake services throughout the State, and the Supreme Court has adopted the proposal. These programs seek to identify and divert worthy juvenile offenders from the court process and to provide them with necessary counseling and social services.

The Task Force on Attorney Discipline contributed to the drafting of new court rules that will create a statewide Disciplinary Review Board to serve along with District Ethics Committees to assist the Supreme Court in this area. At least three lay persons will serve on the nine-member Board.

The Task Force on Mental Commitments revised the system of hearings for those involuntarily committed to State mental institutions under civil and juvenile law. The group is presently considering the need for procedural and substantive reform in the area of mental commitments under criminal law. The composition of this task force exemplifies the way in which the Supreme Court desires the judiciary and other branches of government to cooperate to bring about improvements in the judicial system. Included are representatives of the Judicial Branch, the Department of Human Resources, the Department of the Public Advocate, the President of the County Adjusters Association, a member of the Legislature, and a representative of the New Jersey Psychiatric Association. Associate Justice Morris Pashman of the Supreme Court is Chairman of this Task Force.

The Administrative Office of the Courts



Florence R. Peskoe,
Deputy Director

The New Jersey Constitution provides that the Chief Justice shall be the administrative head of all the courts and that he shall have the assistance of an Administrative Director who shall serve at his pleasure.* The Administrative Director in turn is supported by the staff of the Administrative Office of the Courts.

The Administrative Office provides a variety of services to the courts, the bar, and the public as shown in the chart on the facing page. These services include court planning, statistical analyses and reports, judicial management information (computers) and judicial education. The Administrative Office also provides direct assistance to the courts and court related services through its divisions of civil, criminal, management, and probation services. A division of ethics and professional services, on behalf of the Administrative Director, assists the Supreme Court in enforcing the high ethical standards required of the judiciary and the bar. Special teams are at work on the court unification and sentence disparity projects. A newly-created internal control and audit section will report directly to the Administrative Director.

In addition, the Administrative Office provides professional and clerical staff support for the 12 Supreme Court standing committees of the Judicial Conference, and also supports other special Supreme Court committees and task forces which aid the Court in formulating and executing policies and programs under its rule-making power.

* B. 1:33-1 provides: A full-time Judge of any court of this State may be designated to serve temporarily as Acting Administrative Director, in which event such judge shall continue to hold, and shall only be paid the salary of such judicial office.

Various services rendered and programs conducted by the Administrative Office are discussed in some detail in subsequent sections of this Annual Report.



James J. Ciancia,
Director, Central
Appellate Research



Colette A. Coolbaugh,
Assistant Director,
Civil Practice



Robert E. Cowen,
Assistant Director,
Ethics and Professional
Services

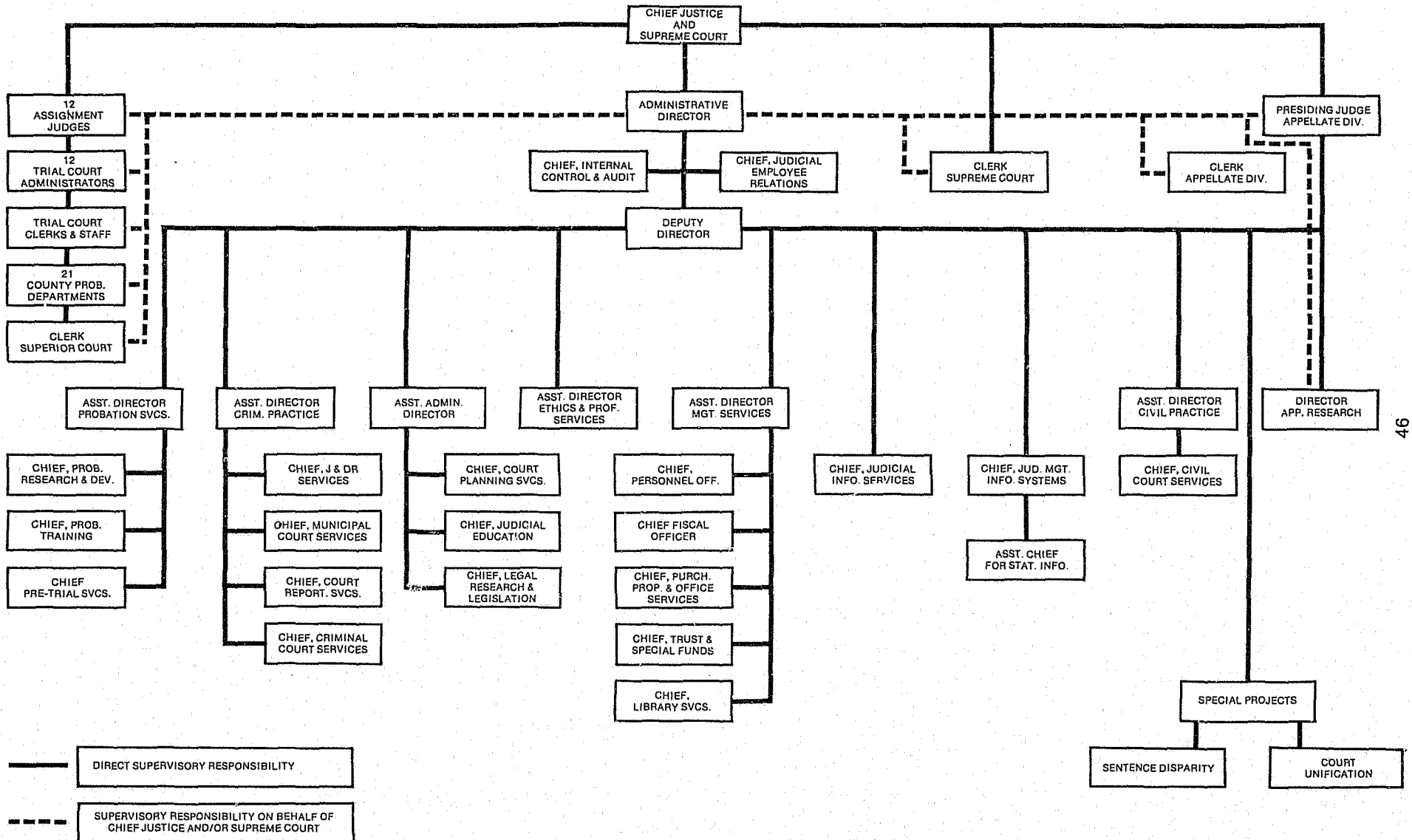


Michael F. Kocan,
Assistant Director,
Management Services



Fred D. Fant,
Assistant Director,
Probation Services

THE ADMINISTRATIVE OFFICE OF THE COURTS



The Clerks of the Courts

Early in the 1976-77 court year, the Supreme Court appointed a Trial Advocacy Specialization Committee to determine the level of competency of trial lawyers and to study the feasibility of proposing a trial advocacy specialization program for the Court's consideration. In carrying out its work, the Committee has interviewed trial judges throughout the State and members of the bar who devote much of their time to trial work.

This year the Committee will obtain data on the adequacy of the trial bar by asking selected judges to evaluate the performance of those who appear in their courts during an eight-week period. The Committee will take into account the work done by the Committee to Consider Standards for Admission to Practice in the Federal Courts, appointed by the Chief Justice of the United States. That Committee is charged with making an exhaustive study of the need for such standards and with developing extensive factual support for any recommendation it may make.

Any tentative specialization program developed by the New Jersey Committee will be subject to extensive review by the New Jersey Supreme Court which will ultimately decide whether there will be a trial advocacy specialization program. There are no present plans to move toward attorney specialization in other areas.

The Supreme Court terminated an experimental program that allowed foreign attorneys residing in this country to take the New Jersey bar examination. The program, which had been in effect for two years, came to an end primarily because of the poor showing of the applicants on the examination. While approximately 400 candidates were allowed to take the examination, only 30 were able to pass the test. This disappointing result came about despite the considerable time spent by the Foreign Attorneys Screening Committee and the Clerk of the Supreme Court to assure that the applicants had not only appropriate academic credentials but also an adequate grasp of English. Although the program began, primarily, with the hope that it would provide skilled counsel for New Jersey's Spanish-speaking population, it was open to all those who were qualified to practice before the highest court in the country in which they had received their legal education.



Stephen, W. Townsend,
Acting Clerk of the
Supreme Court



David A. Lampen, Acting Deputy Clerk of the Supreme Court,
reviews motion brief with Emerald L. Erickson, Staff Attorney.

Appellate Division




Elizabeth McLaughlin,
Clerk of the Appellate
Division of Superior Court

The Appellate Division's Clerk's Office has been using the Automated Docketing and Management Information System (ADAMIS) since June 1975. ADAMIS was one of the first operational, on-line, intermediate appellate court systems in the country and has served the office well with its centralized data gathering, document tracking, reporting and analysis capabilities. ADAMIS replaced outmoded docket books with ten-cathode-ray tube (CRT) terminals that permit instant docketing and retrieval of information. The system allows the Clerk's office to trace the flow of cases and identify late filings. Problem cases are pinpointed early in the process, allowing prompt remedial action. In addition to its day-to-day functions, the system also produces weekly and monthly statistical reports that aid the Administrative Director of the Courts, the Presiding Judge for Administration, and the Clerk in managing New Jersey's intermediate appellate court. Formerly these statistics were gathered by hand, and the time involved allowed only a yearly historical report. The weekly and monthly reports permit a prompt response to varying caseloads and other problems.

Unfortunately, ADAMIS is on a computer system controlled by the Division of Systems and Communications, Department of Law and Public Safety, and the Clerk must rely on that Division for on-line data center services. The Division sets priorities for the work done at the computer center, and the Appellate Division has not been able to obtain all of the program changes and modifications needed to keep pace with the changing

work flows. Moreover, the Clerk's Office has been unable to add other on-line applications to ADAMIS that would increase the efficiency and effectiveness of the office. Due to the lack of on-line system resources available to the court, an automated noticing system, that would eliminate the current manual preparation and addressing of Appellate Court notices, has been delayed. In addition, the gathering of information for special reports is hampered. Although ADAMIS presently is a great aid to the Clerk's Office, its capabilities are not fully used due to the lack of resources at the data center to provide adequate support services for the judiciary and so many other users.

Leo H. Kiernan, Deputy Clerk of the Appellate Division of Superior Court, handles an emergent matter.



Superior Court



W. Lewis Bambrick,
Clerk of the Superior Court

The Superior Court Clerk's Office, in cooperation with the Judicial Management Information Services (JMIS) section of the Administrative Office of the Courts, has completed plans for a computerized micrographics and automated docketing system for the Chancery (Matrimonial) Division of the Superior Court. At the close of the court year, the proposal was awaiting review by the Treasury Department's Division of Data Processing and Telecommunications. Once implemented, the system is expected to speed the processing of pleadings filed in the Matrimonial Division and significantly reduce the amount of space needed to store them. When the original document is received, it will be microfilmed and docketed on the computer and then forwarded to the appropriate county office. If the central Clerk's Office needs to examine the pleading it will be available for viewing and a copy can be promptly produced. In addition, the system will also provide Matrimonial Division statistics now produced by hand.

This is a significant improvement over the present system of manual docketing which allows only a minimal amount of information to be included in the docket book and requires the storage of the pleading itself in a separate file, making access cumbersome and increasing storage problems. Moreover, the new system will eliminate clerical errors that arise when information is transferred by hand from an original document to the docket book.

The Matrimonial Division has been selected for the pilot program because it has experienced a spectacular increase in filings since the new no-fault divorce laws went into effect in 1971. Approximately 750,000 pieces of paper must be processed by the Clerk's Office at the current annual rate.

Until the Office has the full benefit of modern technological advances it continues to attempt to meet the great increase in filings by archaic, manual methods. As the court year drew to a close, plans were completed for the addition of clerical personnel to reduce the backlog in pleadings awaiting docketing.

The additional employees are being added as a night shift because of the severe space limitations under which the Clerk's Office must function. They will have to work during the evening hours until sufficient space becomes available so that they can perform their duties in the more efficient daytime setting. In addition, employees must now work on Saturdays, and even holidays, to reduce the work backlog. Additional help is provided by college students working part-time.



Kenneth S. Barsby (right), Administrative Assistant, and Alvin J. Fortson, Assistant Deputy Clerk of the Superior Court, review that Court's civil judgment docket.

Trial Court Administrators

The trial court administrators (TCAs), their assistants, and staff, all have the general responsibility of lightening the nonjudicial burden of the Assignment Judges and trial judges, and of assisting them in ensuring that justice is effectively administered in all vicinages. A vicinage is essentially a judicial administrative district. New Jersey has 12 vicinages encompassing from one to four counties. In part, because the vicinages do not face identical conditions and problems, the specific duties and activities of the administrators vary from vicinage to vicinage.

The scope of the trial court administrators' work also depends on local support. While the TCA positions are state funded, the assistant trial court administrators and supporting staff are funded by the counties. Within the fiscal limits imposed, the TCAs and their staffs develop and maintain a wide range of programs aimed at improving the justice system and the service it renders to the citizenry.

Calendar Control

In many counties the trial court administrators play a significant role in calendar control. They review and supervise monthly reports to spot backlogs and ensure accurate reporting, investigate the causes of problems, and recommend and implement programs to enhance the flow of cases through the courts. They have a special role in carrying out "impact" programs that give priority to certain criminal cases and other pressing matters.

In Hudson County, special calendar programs expedited cases involving violent crimes and repeat offenders. On the civil side, the backlog was reduced by a series of crash programs that suspended all criminal trials for a period of two weeks at a time during which all judges were assigned to the civil calendar. In Burlington County, the number of defendants awaiting sentence at any time has dropped from an average of 70 to 80 to an average of 45 to 50, because judges now impose sentences daily.


Union County's Criminal Court Information Center has introduced several innovations in the criminal calendar. Computer-generated exception reports now track and pinpoint responsibility for delay in the criminal "impact" cases.

Passaic County's trial court administrator has implemented two computer systems that speed the listing of cases for trial. The County Probation Department's "pay thru system" is now

Frances K. Boronski,
Trial Court Administrator,
Vicinage 5 (Essex
County)



Gori J. Carfora,
Trial Court Administrator,
Vicinage 6 (Hudson
County)



Robert W. Eisler,
Trial Court Administrator,
Vicinage 9 (Monmouth
County)



John R. Elsworth,
Trial Court Administrator,
Vicinage 10 (Morris,
Sussex and Warren
Counties)





Patrick J. Gaffigan,
Trial Court Administrator,
Vicinage 3 (Burlington
and Ocean Counties)



Dollie E. Gallagher,
Trial Court Administrator,
Vicinage 4 (Camden
and Gloucester Counties)



Ronald I. Parker,
Trial Court Administrator,
Vicinage 11 (Passaic
County)



Robert J. Reed,
Trial Court Administrator,
Vicinage 7 (Mercer,
Hunterdon and Somerset
Counties)

fully automated, the status of an account is instantly available, and long delays in bringing a matter to court that were caused by the arduous process of manually updating each account have been eliminated. Another automated system accounts for all pretrial intervention cases so that only active and ready non-intervention cases will appear on the trial calendar.

As a result of inter-county cooperation, Mercer County's computerized probation "pay thru system" is also used by Hunterdon County. Middlesex County also has computerized its "pay thru" system.

Data Systems

In June 1977, Camden County was awarded a combination of federal, state and local funds to develop a comprehensive Criminal Justice Information System that will provide data on criminal cases to the courts, probation departments, the prosecutor and the public defender. The system will be compatible with the proposed State Judicial Information System and may serve as a model for programs in other counties. The system will also be used by Gloucester County, which is in the same vicinage as Camden County.

Bergen County is implementing a Municipal Accountability Reporting System (MARS) which is a county level, computerized criminal justice information system that will also serve the county's 70 municipalities. MARS will allow authorized officials, including those in participating municipalities, to track a criminal case from arrest through sentencing.

General Administration

Trial court administrators are involved to varying degrees in court budgeting, purchasing, and personnel administration matters. They are frequently required to supervise the budget requests of the various court offices, and to administer purchases and expenditures. In addition, some trial court administrators are involved in approving applicants for employment in the court offices. This ensures that comparable salaries are paid for comparable work and that civil service rules are observed.

The Monmouth County trial court administrator undertook a study of probation department staff levels, and the study showed a serious lack of professional and support staff to carry on the work of the office. As a result, 25 additional probation officers were authorized, along with 13 additional clerks.

Jury Management

Many trial court administrators are actively engaged in jury management. They perform duties ranging from assisting the courts in hearing requests for jury excuses to making statistical analyses that permit the courts to call fewer jurors for each panel and to reduce the time individual jurors spend waiting to be impaneled. In Mercer, Hunterdon and Somerset counties, jury excuse requests are initially screened by the court administrator and judges are able to spend more time on the bench. In Bergen County, the trial court administrator has developed a telephone on-call program for petit jurors. This allows half of those called for jury duty to remain away from the courthouse on days when the need for jurors is expected to be light. These jurors remain available for duty, since they must agree to appear on an hour's notice. In Ocean and Burlington counties, the daily monitoring of jury calls has allowed the court to reduce the number of jurors summoned with an approximate saving of one-third in juror fees.

The Middlesex trial court administrator's office received a \$100,000 federal grant in January to conduct an 18-month study aimed at broadening community representation on jury panels and establishing methods to improve jury management. Middlesex is one of 18 counties throughout the United States chosen to participate in this federal project. The study is expected to lead to a proposed revision of the present statutory exemptions and improvement of jury management methods. The study has already yielded an audio-visual jury orientation program that is being implemented throughout the State.

The project is studying a new jury summons procedure that would draw names from a variety of lists rather than relying solely on voter registration records. In addition, Middlesex County plans to experiment with the one-day, one-trial system. Under this program, a juror is excused from duty if he is not selected to sit on a jury on the day he is called to serve. If selected on the first day, he serves as a juror for a single trial. The system has worked well in several jurisdictions that have increased the jury pool by the elimination of most statutory exemptions. With a large group to draw from and the promise that a juror will be seated or excused on the day he is called, more people will serve on juries, and community participation is enhanced. Those selected serve for only one trial, and the average trial lasts only two or three days. Although the study is being conducted in Middlesex, the improvements that follow will be used statewide.

Conrad J. Roncati,
Trial Court Administrator,
Vicinage 2 (Bergen
County)



Robert C. Wagner,
Trial Court Administrator,
Vicinage 12 (Union
County)



James S. Winston,
Trial Court Administrator,
Vicinage 8 (Middlesex
County)



Russell M. Woods,
Trial Court Administrator,
Vicinage 1 (Atlantic,
Cape May, Cumberland
and Salem Counties)



Governmental and Public Relations

A trial court administrator may represent the assignment judge as liaison with the bar, other units of government, and the public. His duties may range from presenting the court budget before the Board of Freeholders to conducting courthouse tours for local elementary schools. In addition, the administrator may act for the assignment judge in investigating complaints from private citizens and public agencies concerning court-related services and as public information officer for the courts in responding to public media inquiries.

The Essex County trial court administrator is cooperating with the National Center for State Courts and the National Conference of Metropolitan Court Judges, which are conducting a pretrial delay project in Newark and 19 other cities in the United States. The project staff studies the methods used to reduce pretrial delay in the courts of general jurisdiction located in these large municipalities, and selected ten of them, including the Superior Court in Essex County, for further study.

In Morris and Union Counties, the trial court administrators are cooperating with the county bar associations, which have established matrimonial early settlement programs with the approval of the Supreme Court. A panel of experienced matrimonial attorneys is available to mediate monetary issues between the parties.

Municipal Court Visits

The trial court administrators make periodic visits to the municipal courts in their vicinages to provide guidance to the municipal court clerks and check the court records. They also observe the courts in session.

Many trial court administrators undertake innovative programs to assist the municipal courts. For example, the trial court administrator for Atlantic, Cape May, Cumberland and Salem counties has arranged for individual municipalities in Atlantic County to provide a public defender for indigent defendants charged with non-indictable offenses.

Construction and Renovation

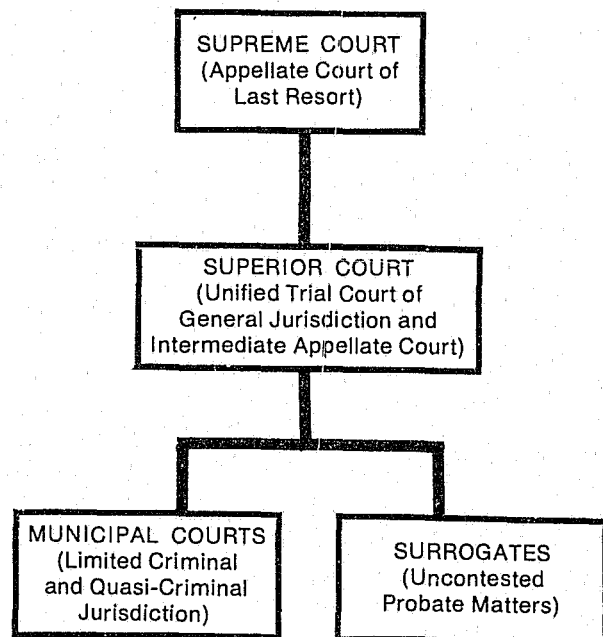
The trial court administrators are also involved in courthouse construction and renovation. They assure that the needs of the judiciary are understood and accommodated in the planning stages and are reflected in the completed projects.

Court Unification

During its first year of operation, the Court Unification Project made substantial progress towards completing an in-depth analysis of the present New Jersey court system. The goal of this federally-funded project of the Administrative Office of the Courts is a detailed plan for full unification and State funding of all trial courts above the municipal level. The eventual result is expected to be a single trial court of statewide jurisdiction.*

The project is also working toward ultimate assumption of responsibility by the State for administration and financing of all court support staffs and the physical plant and equipment of the courts. A related objective of the project is uniform state administration of probation services now financed and supervised at the county level.

* This chart shows how a possible plan of court unification would simplify and streamline the New Jersey court system in comparison with the chart of the existing system at page 5 of this Annual Report.



tion. The adequacy of the facilities is being evaluated by interviews with judges, attorneys, court reporters, court clerks, sheriff's officers and others who regularly use the courthouses. Plans for future construction and renovation will take into consideration standards of the American Bar Association and American Institute of Architects Joint Committee on the Design of Courtroom and Court Facilities. The landmark significance of some of New Jersey's courthouses will be taken into account by consultation with the Office of Historical Preservation, the Archives Bureau of the New Jersey State Library, the County Cultural and Heritage Commissions, and the County Historical Societies. A photographic inventory of the courthouses in all 21 counties will be completed in the fall of 1977.

During 1978, a study will be made of the various ways in which the counties account for and report court-related costs. The goal is uniform budget and accounting procedures to provide better cost analyses and controls.

The Need for Unification

Many factors, including growth in the size and complexity of the caseload faced by the New Jersey courts, contribute to the need for a fully-unified and State-funded court system. Over the past three decades, the State's population has increased, the number of crimes has multiplied, and far-reaching statutory changes have been enacted. Rapid developments in technology, innovations in health care, and the continued expansion of the rights of individuals, are bringing litigants to court in increasing numbers with ever more complex problems. The present court system, which was more than adequate for New Jersey's needs in the late 1940s, can no longer provide an optimum level of service.

A fully-unified and State-funded court system will continue New Jersey in a leadership role among American jurisdictions. Thirty years ago, New Jersey pioneered in judicial reform by providing its citizens with the most modern and efficient court system of any state. Although that reform achieved a substantial degree of unity and flexibility, political realities required a compromise falling short of the ideal of full unification and State funding. County courts were mandated by the 1947 New Jersey Constitution, and courts of limited jurisdiction financed by county level government were established by legislation. The result has been splintered and fragmented financing and administration as well as overlapping jurisdictions.

While New Jersey continues to improve the administration of justice, and maintain a court system nationally recognized for excellence, other states have begun to surpass it in the unification and streamlining of their courts. In 1976 Connecticut, New York and North Dakota enacted comprehensive court unification programs. In 1977 Massachusetts concluded a statewide study that led to the introduction in the legislature of a bill to implement a comprehensive court unification plan.

Full unification will result in numerous benefits. Taxpayers will no longer have to pay for mandated inefficiencies in the courts. New Jersey's judicial resources will be used with improved flexibility and economy. The court system will be more comprehensible to litigants and the general public. Judges who are annually assigned to hear a broad range of cases will no longer be required to bear titles associated with courts of "inferior" jurisdiction. County district court judges will no longer receive less pay than other full-time trial judges.

Project Plan and Blueprint

The findings and recommendations of the Court Unification Project will be reported to the Chief Justice and the Supreme Court. Before the Supreme Court formulates its final court unification recommendations, the Court will consult with interested groups, including representatives of the general public, the bar and concerned governmental officials and agencies. Thereafter, a proposed blueprint and plan of action, to implement this much needed court reform, will be submitted to the Governor and the Legislature.

The Need for Legislative Action

During the past court year the Chief Justice and the Administrative Director of the Courts urged, in testimony before the Assembly Committee on Judiciary, Law, Public Safety and Defense, the approval of Assembly Concurrent Resolution Number 66 (ACR-66), which proposed amendment of the New Jersey Constitution to merge the county courts with the Superior Court, as the major first step in court unification. In June 1977 the Assembly approved the resolution by a vote of 63 to 0, but the measure failed to reach the Senate floor in time to allow a constitutional referendum in the fall of the year. It is expected that a similar resolution will be introduced during the next session of the Legislature. The Chief Justice has stressed the need for timely legislative action so that the question can be placed on the ballot in November 1978.

Sentence Disparity Research



John P. McCarthy,
Project Director,
Sentence Disparity Research

The Sentence Disparity Research Project of the Administrative Office of the Courts progressed during 1976-77 toward completion of the massive statewide data base needed to develop objective sentencing guidelines and criteria. These will be used by the judges to avoid undue disparity in imposing sentences in criminal matters.

Sound judicial discretion is an essential element in sentencing decisions, and the project is not intended to interfere with the exercise of that discretion. Rather it seeks to assist the sentencing judges by letting them know what other judges have done in similar cases. The project, financed by a federal grant from the State Law Enforcement Planning Agency (SLEPA), is the first in the nation to attempt to solve the sentence disparity problem on a statewide basis.

When the project became fully operational in the early part of the year, the staff, assisted by a team of 80 law students, began the task of gathering 826 items of information on all matters of record before all sentencing judges in over 18,000 cases during a 12-month period.

Data processing and advanced statistical analysis will be used by the staff to develop a concise format to inform each judge of the average sentence rendered in the recent 12-month period by his judicial colleagues in similar cases with similarly situated defendants. Should a sentence deviate substantially from the relevant guidelines, the judge will be asked to distinguish the case under the present rule (*R.* 3:21-5) requiring written reasons for sentences.

The project's schedule calls for the guidelines to be available for use during the early part of 1978. Future phases of the project may include recommendations to the Supreme Court concerning persons still incarcerated or on probation or parole, and an analysis of the guidelines' effect on

rehabilitation, recidivism rates, and deterrence. Assuming a large-scale computer capability dedicated to the judiciary, the project could ultimately develop guidelines for bail, pretrial intervention and probation.

National Interest in the Project

The planned computer processing of the project's massive data base to effect a major improvement in the administration of criminal justice has attracted the attention of SEARCH Group, Inc., a consortium of the 50 states, and the territories, organized to apply technology to the justice system.

Judge Arthur J. Simpson, Jr., Acting Administrative Director of the Courts of New Jersey, will moderate a panel discussion that will include the New Jersey project's use of computer technology at the Data Utilization Workshop climaxing Phase III of the SEARCH State Judicial Information System (SJIS) Project in January 1978. Judges, state and trial court administrators, judicial statisticians, and computer experts from all over the country will attend the meeting. John P. McCarthy, Esq., the Director of the New Jersey Sentence Disparity Research Project, will serve on the panel that includes a number of nationally recognized experts.

Staff Attorney Wesley R. LaBar checks data collection by personnel in the Sentence Disparity Research Project.



Ethics and Professional Services

The Ethics and Professional Services Division served during 1976-77 as Secretary to the Supreme Court's Disciplinary Task Force, which assisted the Court in drafting proposed new court rules governing the procedure for adjudicating allegations of unethical conduct against attorneys. After the Supreme Court's initial consideration of the proposed new rules, they were published in the New Jersey Law Journal and the Court invited comments from the bar and the public in its final review prior to their promulgation.

The rules will establish a Disciplinary Review Board, with statewide jurisdiction, to act as an intermediate review board between the hearing-level ethics committees and the Supreme Court. At least three members of the nine-member Board will not be attorneys. The Board will review all the presentments of the local ethics committees and, after proper hearing and consideration processes, will file with the Supreme Court a formal written decision that will include a delineation of each issue presented, findings of fact, and a recommendation to the Supreme Court as to the imposition of discipline.

Initially, the Supreme Court is expected to redesignate the county ethics committees as district ethics committees. In time there may be regional panels in the less populous counties that have a relatively small number of attorneys. The new rules are intended to provide two principal benefits: an engendering of public confidence in and respect for the legal profession through lay member participation in the disciplinary process, and rendering of assistance to the Supreme Court through the determinations and recommendations of the new statewide Disciplinary Review Board.

The United States Supreme Court in *Bates et al. v. State Bar of Arizona* (433 U.S. , 97, S. Ct. 2691, 53 L. Ed. 2d 810 (1977)) held that state bar disciplinary rules prohibiting attorneys from advertising their charges for routine legal services in newspapers violate First Amendment rights. Accordingly, the New Jersey Supreme Court on July 13, 1977 issued an order suspending the applicable Disciplinary Rules of the Court that conflict with the *Bates* decision. Upon receipt of reports to be submitted by the New Jersey State Bar Association, the Court will consider definitive new disciplinary rules or guidelines that will implement the *Bates* mandate, and yet maintain the Court's State constitutional responsibility to super-

vise the professional conduct of attorneys.

Prepaid group and legal referral services, after having been approved by the United States Supreme Court, became operational in New Jersey in 1977. At the end of the 1976-77 court year, ten groups had filed documents with Ethics and Professional Services, and had received registration numbers in order that they might provide such legal services. It is anticipated that continuing growth in the economy, and labor unions' bargaining for increased fringe benefits, will result in many more groups providing prepaid legal service plans.

Ethics and Professional Services also provides staff support to the Clients' Security Fund of the Bar of New Jersey.

Clients' Security Fund

The Trustees of the Clients' Security Fund of the Bar of New Jersey, during the 1976-77 court year, heard testimony on 157 claims during 19 all-day sessions. Twelve all-day sessions were held by the Trustees during the preceding court year, when they heard testimony on 98 claims. The Fund, financed by annual contributions of New Jersey lawyers, reimburses clients for losses caused by the dishonest conduct of their attor-



Staff Attorneys (from left) Richard J. Engelhardt, David E. Johnson Jr. and Charles J. Hollenbeck process complaints received by the Ethics and Professional Services Division.


neys. The Trustees serve without pay.

The Fund was established in 1961 on a voluntary basis by the New Jersey State Bar Association as a symbol of the profession's commitment to honest legal service. Lawyer participation in the Fund was made mandatory in 1969 by rule of the Supreme Court (*R.* 1:28). Although the Fund has over 17,000 attorneys on its rolls, claims involving only 50 have had to be paid as of September, 1977.

The Trustees of the Fund can award up to \$15,000 per claimant, and the Fund can pay up to \$200,000 in claims against an individual lawyer. Victims of deliberate dishonesty by members of the Bar, acting either as attorneys or fiduciaries, are compensated by the Fund. The Clients' Security Fund rules require that the attorney must have been a practicing member of the Bar at the time the dishonest conduct occurred. The attorney must have been suspended or disbarred, or must have resigned from the Bar, or must have been convicted of embezzlement or other misappropriation of property. When a lawyer cannot be located, is unable to appear for a hearing, or is deceased, the Trustees of the Fund may nevertheless determine that dishonest conduct occurred when the facts so indicate.

Judicial Education

Richard L. Saks,
Chief, Judicial Education



In its second year, the New Jersey Judicial College increased the number of procedural and substantive law courses available to its full-time judges. Each judge selected and participated in five of the 22 courses available during the College's three-day, September session. The courses included lectures presented in a workshop atmosphere that encouraged discussion by the participants. Core subjects will be repeated from year to year to allow each judge to take full advantage of the College's offerings.

The Judicial College is the latest development in New Jersey's continuing and comprehen-



Barbara Greenberg, Secretary to the Clients' Security Fund of the Bar of New Jersey, and Michael Prindaville, Counsel to the Fund, prepare an agenda for a meeting of the Fund's Trustees.

sive judicial education and training program. It exemplifies the Supreme Court's commitment to dispensing justice of the highest quality. New Jersey is one of the few states in the country with a full-time judicial education staff to assist the Administrative Director of the Courts in the development, planning and implementation of a program recognizing that judges must have an opportunity for continuing judicial education.

As part of its program, Judicial Education conducts week-long, semi-annual orientation sessions for all new full-time judges, and a yearly seminar for new municipal court judges. Throughout the year, additional conferences and programs are held for all trial and appellate judges, as well as municipal court judges. Conference subjects this year included pretrial intervention, child abuse and neglect, and district court practice.

Among continuing programs of Judicial Education are seminars for assignment judges and trial court administrators, appellate law clerks, municipal court clerks and court reporters. Judicial Education also arranges tours of correctional institutions by trial judges and maintains a cassette library of all judicial education programs for use at any time by all judges.

The Administrative Office encourages and arranges attendance by judges at regular and graduate courses of the National College of the State Judiciary and the National College of Juvenile Justice, both located at the University of Nevada. The Chief Justice of the United States, Warren E. Burger, has called the National College the greatest advance in judicial education in this century. Over the past four years nearly twice as many New Jersey judges have attended the sessions as attended them during the preceding nine years. In the 1976-77 court year alone, 29 judges completed the regular four-week course at the National College of the State Judiciary, eight attended graduate level sessions there, and five took part in the College's equitable remedies specialty session. Two attended courses at the National College of Juvenile Justice. Five assignment judges and the Administrative Director of the Courts will attend the National College Court Administration Specialty Session in December of this year. As of the end of 1977, 175 of New Jersey's 274 full-time judges will have participated in National College courses.

In addition, eight judges have attended the Judicial Writing Program conducted by the American Academy of Judicial Education. One justice and one appellate division judge attended the New York University course for appellate judges. Five Appellate Division judges partici-

pated in national appellate seminars sponsored by the American Bar Association and the National Conference of Appellate Court Judges.

In addition to the organized educational programs, the various sections of the Administrative Office provide continuous service to the judges and their staffs by publishing manuals, monthly bulletins and memoranda related to recent developments in the law.

Pretrial Intervention

Donald F. Phelan,
Chief, Pretrial Services



Pretrial Intervention (PTI), although a recent national criminal justice innovation, has become an integral aspect of the court system in New Jersey. It provides an alternative method of dealing with selected offenders by diverting them from traditional prosecution to early counseling programs aimed at solving individual problems.



Cynthia Pearson,
Research Associate in
Judicial Education,
checks manual given to
new judges at their
orientation seminar.

Pretrial intervention in New Jersey functions under Supreme Court approval through Court Rule 3:28. During the 1976-77 court year, 11 county PTI programs received Supreme Court approval, bringing the total number of counties with PTI to 19. The two counties without PTI, Warren and Sussex, are expected to establish programs during the next court year in keeping with the Supreme Court's desire that PTI operate on a statewide basis. PTI provides the worthy participant with an opportunity for rehabilitation and avoidance of criminal sanctions. It assists in the relief of the presently overburdened criminal trial court calendars and saves substantial sums of money that would otherwise be spent on prosecution and court proceedings.

During April and June of 1977, the first statewide Pretrial Intervention Conferences were held. Program staff and most PTI designated and alternate judges attended the conferences. Non-judicial counseling skills and techniques, as well as issues in the decision-making process, were stressed. Evaluations of the conferences indicate that both were highly successful and similar conferences are planned for the future.

Guidelines for Operation of Pretrial Intervention were promulgated by the Supreme Court in September 1976. This publication presents standards for governing applications to PTI, and guidelines for operating various phases of the program, including appeals from the decisions of program directors, prosecutors, and judges.

The Pretrial Services Section of the Administrative Office is developing a central registry of applications that have been made in the state since the program's inception. The registry is designed not only to detect any instances of successive attempts to enter the program, but also to gather information on the effectiveness of the program and the uniform application of the guidelines.

Under PTI, defendants are screened by trained counselors, after arrest and prior to trial, to determine the nature of the offense, their amenability to correction, and responsiveness to rehabilitation. Enrollment or rejection decisions are made by the program staff and approved by the program director. The prosecuting attorney must consent to the diversion application, with final approval resting with the court.

PTI programs design a unique treatment plan for each defendant accepted into a program which offers social, vocational, medical or psychological services. The programs operate on the proven hypothesis that persons accepted into PTI can truly be diverted from criminal activities by being offered immediate rehabilitative treatment. If an individual fulfills the obligations of the mutually agreed upon treatment plan during the three or six month enrollment period, the original charges are dismissed.

A further discussion of PTI in New Jersey is at pages P-23 to P-28. Pertinent statistics and information charts are at pages P-57 to P-60.

Holly C. Bakke, Ball Coordinator in Pretrial Services, is developing a proposal for a uniform pretrial release program.



Juvenile and Domestic Relations Court Intake



Steven Yoslov, Chief,
Juvenile and Domestic
Relations Court Services

The number of counties providing juvenile intake services increased from 12 to 16 during the court year ending August 31, 1977. Since that time two counties have implemented intake services, and another is nearing the operational stage. By September 1978 each of the 21 counties will be required to provide a full range of juvenile intake services that meet Supreme Court standards. Guidelines for intake programs are provided by the "Operations and Procedures Manual for Juvenile and Domestic Relations Court Intake Services" (Intake Manual) issued by the Administrative Director on July 8, 1977.

Juvenile intake services identify and divert from the normal court process selected first offenders and juveniles charged with less serious offenses who appear likely to benefit from social services available within the community. Positive results have been documented. The intake services in Bergen, Hudson and Passaic counties have recorded recidivism rates at or below ten percent. In addition to aiding the juveniles who are diverted from court, these programs allow the Juvenile and Domestic Relations Courts to devote more of their limited time and resources to violent and repeat offenders, and to domestic relations matters that must be adjudicated. During the last court year, in the 16 counties with intake services, over 65,000 juvenile complaints were screened and 42 percent of these were diverted from the courts.

The Mercer County intake service has brought about a 33% reduction in its Juvenile and Domestic Relations Court caseload. In Bergen County the time it takes to process a juvenile case from initial custody to court hearing has been reduced from 14 to 10 days.

The Intake Manual sets forth the require-

ment of 24-hour-per-day, 7-day-per-week monitoring of juvenile admissions to county shelter and detention centers. Expeditious screening of all juvenile complaints by the intake staff and an early determination of a juvenile's eligibility for diversion are also called for. The nature of the charge, the juvenile's prior involvement with the court or probation department, and the comments of the prosecutor, in cases involving what would be indictable offenses if committed by adults, and other interested parties, are included in the staff's report to the Presiding Judge of the Juvenile and Domestic Relations Court for final decision as to whether or not a complaint should be diverted.

If diversion is approved, the juvenile may attend an intake conference held by a trained intake officer. A full report is made to the Presiding Judge after each conference. The report includes the recommendations made to resolve the juvenile's problem, and a description of the discussion that took place. Within three months of the conference a final report is made to the Court on the results of the program established for the juvenile by the intake staff. If the juvenile has followed the recommendation of the intake staff, the complaint is dismissed.

In some cases a juvenile offender may be diverted through the use of a juvenile conference committee rather than an intake conference. The Intake Manual discusses the valuable contribution made by public spirited citizens who serve on these panels, and through it the Supreme Court urges each Presiding Judge to establish committees wherever practical. The Intake Manual suggests that juvenile conference committees be used in cases that would constitute disorderly persons offenses if the acts were committed by adults. This practice leaves to the professional intake staffs offenders who are in need of close supervision and who require counselors skilled in sociology or psychology. As in the case of intake conferences, a full report is made to the Court following each Juvenile Conference Committee meeting.

As part of its continuing support of intake services, the Administrative Office conducted a week-long seminar on family crisis intervention counseling that was attended by 15 members of intake staffs from all parts of the State. In addition, 20 members of intake staffs attended three one-day seminars that provided training in intake service procedures set out in the new manual. Other training services provided by the Administrative Office to intake and probation staffs are discussed at pages P-31 to P-35 of this Annual Report.

Statistical reporting forms, for use in connection with recommended operations and procedures as set forth in the Intake Manual, have been developed by the Administrative Office so that the judiciary may track and improve the performance of these vital services. Monthly statistics will be gathered with respect to charges against juveniles from each primary and secondary school in the State. The reports will identify the types of offenses charged, the specific schools and the specific grades within the schools. Parallel reports will cover complaints against juveniles who do not attend New Jersey primary or secondary schools. The information will aid in monitoring the performance of intake services on a county-by-county basis. It will also pinpoint pockets of delinquency so that the State Department of Education and other agencies may move to eliminate them as quickly as possible.

The Intake Manual plans a service that will deal with juvenile and adult matters as they relate to the family situation. The orderly and uniform development of complete intake services will not only help resolve family problems but also assist in the development of a family court as a component of a fully-unified and State-funded judicial system.

To this end, intake staffs will assist in the preparation of all domestic relations complaints and the attendant social histories, budget and wage verifications forms. In all domestic relations matters intake staffs will hold consent conferences at which the facts relating to the complaints will be fully developed. If possible, the intake officer will assist the parties in reaching a consent agreement for submission to the court. If agreement is not possible, the information revealed at the conference will be made available to the court for use during a formal hearing. In either event, the parties will be assisted and valuable court time saved.

National Standards

The way New Jersey administers juvenile justice will be compared in an in-depth analysis with the juvenile justice standards developed by a joint committee of the Institute of Judicial Administration and the American Bar Association. The national standards, when complete, will consist of 23 volumes reflecting over five years of intensive work by the joint committee. So that the comparative analysis may serve as a continuing reference for improvement in the juvenile justice system, it will be kept up to date by the Juvenile and Domestic Relations Court Services Section of the Administrative Office.

Judicial Management Information Systems

George J. Sikora, Chief,
Judicial Management
Information Systems



The Judicial Management Information Systems (JMIS) Section of the Administrative Office of the Courts continued to develop computerized data systems to aid the judiciary in collecting and evaluating the increasing amount of information necessary to manage the court system and allocate the State's judicial resources. The goal is a State Judicial Information System (SJIS) providing data links between the courts located in the 21 counties and the Administrative Office, through the use of a large scale computer and data center dedicated to the judiciary.

The courts must know where and how to best deploy their resources if they are to make the most efficient use of their capacity. This requires gathering, collating and analyzing the vast amount of information generated in annually processing over one-half million state and county court cases and almost four million municipal court cases. Accurate, timely and complete statistics are essential to making the prompt, effective management decisions needed to administer a system burdened with so heavy a workload.

SJIS will permit the Administrative Office to apply modern judicial management techniques to the courts. Full-scale computerization will give the judiciary immediate access to all pertinent data. The full development of SJIS, however, has been delayed by a lack of computer resources. Over the past four years, the judiciary has turned for assistance to the Executive Branch, which has five data centers and 11 large-scale computers. The results have been disappointing, because the Executive Branch necessarily gives priority to its own work. As a result, less than ten percent of the judiciary's needs have been met under Executive Branch management of judiciary computer needs.

The New Jersey Supreme Court has in-

formed the Governor and the Legislature of the need for a data center and large-scale computer dedicated to the judiciary, and has asked that these facilities be included in the new Supreme Court facility at the Justice Complex scheduled for completion in 1980. During the next three years, funding will only be required for requirements analysis and system design.

When fully implemented, SJIS will provide a standard trial court information system permitting State level tracking of all matters pending before the New Jersey trial courts. Ultimately it will permit the development of a master attorney-case conflict system to reduce calendar congestion and delays caused when attorneys are scheduled to appear in more than one court at the same time. It will also reduce juror and witness waiting time. The Federal District Court in New Jersey has asked to be included in the system, thereby further reducing the number of schedule conflicts.

The state judicial information system will focus on case tracking but will also serve budgeting, accounting and personnel needs. It will yield other benefits as well. Trial court administrators

will have access to a computer when their counties are not in a position to provide this service. Duplicate filings in the Superior Court Clerk's Office are expected to be eliminated. This alone will yield significant savings for attorneys and litigants as well as the court system.

A dedicated judiciary computer is also needed for the sentence disparity project that is developing sentencing criteria and guidelines. As noted previously in this Annual Report, the utility of this project requires continuous collection and analysis of over 800 data elements for more than 18,000 criminal cases annually. After implementation, the data base will be continuously updated so that the guidelines and criteria are never out of date. Moreover, a judicial data center and dedicated computer will permit the Administrative Office to develop other related projects that will improve the administration of bail, pretrial intervention and probation services.

A large-scale, statewide, judiciary computer network will also improve the enforcement of court ordered payments through probation for family support. In addition, as stated above, it will permit the automation of the pretrial intervention registry enabling the courts to identify applicants for intervention who have previously applied for or been admitted to a pretrial intervention program. Also, the computer network will provide all courts with access to automated legal research when perfected and available. Additionally, it will enhance the cost effectiveness of computer aided transcription (CAT) of trial records, discussed at page 77.

The Administrative Office approaches the computer age with technical expertise and personnel capable of guiding the development and implementation of a statewide judicial computer network. Since 1975, New Jersey, through the Administrative Director, has been one of 23 states actively participating in the development of model state judicial information systems under the auspices of SEARCH Group, Inc., a consortium of the 50 states and the territories dedicated to applying technology to the justice system. The Administrative Director of the Courts served as the Chairman of the SEARCH subcommittee that developed the administrator's guide to system development, implementation and evaluation, and is presently Vice-Chairman of the entire national project.

In addition, JMIS has also developed a number of related systems. On September 1, 1976 JMIS completed the previously described Automatic Docketing and Management Information System (ADAMIS) for the Appellate Division of the Superior Court. Other new projects developed by JMIS include:



Joseph E. Ribsam, Data Processing Analyst I in the Judicial Management Information Systems Section, stands by one of the terminals that display information on the status of matters before the Appellate Division of Superior Court via the Automated Docketing and Management Information System (ADAMIS).

- A comprehensive reporting and allocation program for the Judicial Education Section. When fully implemented next year, the system will require little or no manual handling on the part of the Judicial Education staff from the time course selections are received until final notices are mailed to the participants.

- The preparation of reports for the Court Unification Project to aid in the analysis of the vast amounts of information necessary for a thorough study of our court system as it moves toward the detailed plan for full unification of the courts.

- The computerization of time reporting by trial court administrators and the professional staffs of the Administrative Office of the Courts and the Clerks' Offices. This is the beginning of a statewide judiciary personnel record-keeping and information system.

JMIS anticipates the early acquisition of a minicomputer that will be dedicated to the internal confidential needs of the Supreme Court and the Administrative Office. That computer will be used by the Division of Ethics and Professional Services and the Advisory Committee on Judicial Conduct, and it will also serve the needs of the Supreme Court Committee on Character. In addition it will store confidential information concerning potential judicial nominees, judicial performance evaluation data, and other sensitive information needed by the Chief Justice and the Administrative Director in the management of the Judicial Branch of Government.

Statistical Services Unit

During the 1976-77 court year the Statistical Services Unit updated, expanded and refined a series of follow-up studies of the productivity of trial court judges and the effect of judicial vacancies on the court calendars.* The studies show a continuing high productivity rate with a per judge average of nearly 2,000 dispositions during the court year. As noted previously in this Annual Report, this high disposition rate has been accomplished without a reduction in the level of quality in the administration of justice. To impose additional cases on the calendars of the trial and appellate court judges, without additional resources, would probably result in a reduction in the quality of judicial services.

Statistical Services has an on-going responsibility to collect and analyze data reflecting the business of all the courts in the State. In addition, the Assistant Chief for Statistical Services is the representative of the judiciary for the 1980 United States Census, and continues to serve as a member of the State's Comprehensive Data System (CDS) Committee and the Judicial Management Information Systems (JMIS) working committee.


Although New Jersey has been a leader in the use of statistical analysis in court administration, insufficient information is currently available for optimal judicial management. This shortfall exists because the present statistical system is primarily a manual operation at the trial level and in the Administrative Office. Implementation of a fully automated state judicial information system will increase the capacity of Statistical Services to aid in achieving even better administration of the New Jersey Courts.

* The results of the studies appear in this Annual Report at pages xxv-xxix.

Peter P. Aiello (right), Assistant Chief of Statistical Services and Alan M. Campi, Principal Statistician, verify statistical data output for the Annual Report of the Administrative Director of the Courts.



Court Planning



George P. Cook, Chief,
Court Planning

The Supreme Court recently appointed a Judicial Planning Committee consisting of the Chief Justice, the Associate Justices, the Presiding Judge for Administration of the Appellate Division, the Administrative Director of the Courts, and the State Law Enforcement Planning Agency (SLEPA) representative of the Assignment Judges. The Committee will develop an annual judicial plan intended to increase judicial participation in the programs funded by the federal Law Enforcement Assistance Administration (LEAA). At the present time, the judiciary does not receive its fair share of the federal funds flowing to New Jersey through LEAA and distributed throughout the State by SLEPA. Although there is disagreement as to what the courts' share should be, there is agreement that the courts' should receive more LEAA funds.

The problem is not limited to New Jersey, but is of national concern, and it prompted the enactment of the federal Crime Control Act of 1976 (Pub. L. 94-503) authorizing judicial planning committees and suggesting the preparation of annual judicial plans. Congress was not aware of the low priority assigned to the judiciary's participation in LEAA programs until the fall of 1975 when it began to consider funding LEAA through 1981. At that time its attention was drawn to the "Report of the Special Study Team on LEAA Support of the State Courts" (Irving Report), prepared as part of the Criminal Courts Technical Assistance Project sponsored by the American University in Washington, D.C. A passage from the Report's Foreword describes the plight of the courts:

Separate and unequal. This is the cruel status in 1975 of most of the state courts in relation to the support shown by the Law Enforcement Assistance Administration. By and large, the courts have not received interest, technical assistance or financial support from LEAA that are absolutely essential for

sound growth and progress. In fact, since the initiation of the federal war on crime in 1968, many state courts have fallen further and further behind in their ability to relate to rising crime rates and to the more sophisticated police, prosecutors, defenders, and corrections personnel who have received generous federal support.

Some of the findings contained in the Irving Report, which were made known to Congress at that time, included:

- Through its first seven years of operation, courts had had the lowest level of participation in the LEAA support program of the three criminal justice system components.
- State Planning Agencies (SPA) generally had tended to superimpose their own programming concepts on the state court systems. Many SPAs had ignored the courts altogether; others had merely relegated the courts to a subordinate role in the operation of the LEAA program.
- Universally courts had received considerably less financial support than LEAA had claimed.
- From the national office of LEAA down to the lowest local planning board, there had been a disturbing shortage of court specialists on staff, and few employees devoted their entire time to that responsibility.

Similar inequities were noted by the Conference of Chief Justices and the Conference of State Court Administrators, which also criticized LEAA's treatment of state courts.

Testimony before the Congress showed that in many states the judiciary was either under-represented on the state planning agencies or consistently received less than an appropriate share of federal funds. These were problems which existed nationally in 1976, and to an extent they have existed and continue to exist in New Jersey. The judiciary holds only 3 of the 24 seats on the SLEPA Governing Board. Although SLEPA is providing substantial assistance to judicial projects such as Sentence Disparity Research and Court Unification, the New Jersey judiciary still receives less than an adequate share of available funds. As the chart on the facing page shows, SLEPA plans a further reduction in the percentage of state level funds granted to the judiciary at the same time that LEAA is reducing the dollar amount available to SLEPA. The result is that the judiciary

FEDERAL FUNDING ANALYSIS

1976 PLAN

| Total SLEPA Funding | Total Amount Allocated To State Programs | Total State Pt. E | Total State Pt. C | Total State Judiciary Funding | State Judiciary % of All State Programs | State Judiciary % of Pt. C Funds Only |
|------------------------|---|----------------------|----------------------|----------------------------------|---|--|
| \$18,868,000 | \$6,399,250 | \$2,004,000 | \$4,395,250 | \$1,234,535 | 19% | 28% |

1977 PLAN

| Total SLEPA Funding | Total Amount Allocated To State Programs | Total State Pt. E | Total State Pt. C | Total State Judiciary Funding | State Judiciary % of All State Programs | State Judiciary % of Pt. C Funds Only |
|------------------------|---|----------------------|----------------------|----------------------------------|---|--|
| \$13,271,350 | \$4,563,640 | \$1,256,000 | \$3,307,640 | \$ 773,000 | 17% | 23% |

1978 PLAN

| Total SLEPA Funding | Total Amount Allocated To State Programs | Total State Pt. E | Total State Pt. C | Total State Judiciary Funding | State Judiciary % of All State Programs | State Judiciary % of Pt. C Funds Only |
|------------------------|---|----------------------|----------------------|----------------------------------|---|--|
| \$11,682,000 | \$4,479,260 | \$1,012,000 | \$3,467,260 | \$ 622,900 | 14% | 18% |

- Part C funds are used for general support programs.
- Part E funds must be used for Corrections purposes only.
- Section 303(2) of the Crime Control Act of 1973, Title 1, requires that at least 72.6% (under the variable pass-through requirement) of all federal funds (excluding Part E and certain Juvenile Justice and Delinquency funds) be made available to units of local governments.

received \$622,900 in the 1978 SLEPA Plan compared to \$1,234,535 in the 1976 Plan.

The Judicial Planning Committee will work to improve the situation in the years that follow by developing annual State Judicial Plans which will demonstrate the needs of the judiciary. In carrying out this effort, the committee will have the assistance of key personnel of the Administrative Office's Court Planning Services Section.

Court Planning has been a permanent part of the Administrative Office of the Courts since 1971. New Jersey was one of the first states to give attention to developing a comprehensive judicial plan.

During the 1976-77 court year the Court Planning Services Section concentrated on improving court reporting services. The Administrative Office began meeting with the Supervising Court Reporters, and a seven-member committee of the Certified Shorthand Reporters Association of New Jersey, to consider ways of improving the efficiency and productivity of this vital court service. A recently negotiated collective bargaining agreement effective through September 1979 allows time for a detailed study that will lead to improved quality in court reporting throughout the State, and reduce the time for preparing trial transcripts. If federal funds are available, the Administrative Office will enter into a contract with the National Center for State Courts under which the latter will undertake a thorough evaluation of court reporting services.

The National Center will analyze New Jersey's court reporting system in the light of the procedures recommended in its Report on Management of Court Reporting Services. It will study and evaluate:

- The shortage of competent court reporters. (The Center is expected to suggest improvements in training reporters.)
- All statutes, court rules and administrative regulations governing court reporters.
- The reporters' salary structure in comparison to salaries paid by the federal government and neighboring jurisdictions.
- The "folio" method of charging for transcripts, and the need, if any, for change.
- The use of sound recording devices in the district, juvenile and domestic relations, and the municipal courts, and the feasibility of replacing machines with official court reporters.

Management Services

Personnel Section

William P. Tanis,
Chief Personnel Officer



The judiciary has an affirmative action program to promote and maintain equal employment opportunities on the basis of merit, and assure appropriate minority and female representation at all levels of the work force. The Personnel Section of the Management Services Division of the Administrative Office has the responsibility for carrying out this program, but every person holding an administrative or supervisory position in the Judicial Branch is sensitive to the need for affirmative action in employment practices.

The judiciary does not discriminate against any employee or applicant for employment because of race, color, religion, sex, age or national origin. This policy applies to every employee in



Steven T. Green, Grant Administrator in Court Planning, acts as comptroller for federal funds received by the judiciary.

every aspect of employment practices. The judiciary operates its affirmative action program on merit and realistic goals. The affirmative action policy provides equal opportunity to women and minorities and encourages their upward mobility.

Central Services Section; Justice Complex Plans



Thomas E. Cooke, Chief,
Purchase, Property and
Office Services

The Purchase, Property and Office Services Section of the Administrative Office has been actively engaged in the judiciary's proposals for the planned Justice Complex. The courts' areas will house the Supreme Court, two Appellate Division courtrooms, the offices of the clerks of the Supreme Court, the Appellate Division, and the Superior Court, and all personnel of the Administrative Office of the Courts. Also included will be

an auditorium available for use by the New Jersey Judicial College and space for the judicial data center and judiciary-dedicated computer.

Until the Justice Complex is ready for occupancy in the early 1980s, state-level judiciary offices will probably continue to be hampered by grossly inadequate and physically separate facilities. At the close of the 1976-77 court year the Supreme Court and those offices were housed in 79,908 square feet in the State House Annex and at 447 Bellevue Avenue in Trenton. The amount of office space currently needed for the judiciary's work at the State level is approximately 181,315 square feet. Pending completion of the Justice Complex, steps have been taken to relieve part of the overcrowding problem. Office space of 6,000 square feet has been leased in a building near the State House Annex and scheduled to be occupied by Management Services by the end of 1977. An additional 2,100 square feet of storage space will also be leased by the end of the year. Negotiations are being conducted to acquire an additional 6,000 square feet of office space in another nearby building.

The Central Services Section also organizes, supervises, sets priorities for, and directs the logistical and administrative support for the Judicial Branch. This encompasses purchasing, property management, printing, office services and leasing. The Section purchases, stores, and distributes furniture, equipment, and supplies for the state-funded judges, chambers, courtrooms,



Shelia Owens (left), Affirmative Action Specialist I, Ellen Horvath (center), Personnel Assistant, and C. Jane Domboski, Senior Personnel Assistant, work on updating the judiciary's affirmative action plan.

H. James Phillips, Supervisor in the Purchase, Property and Office Services Section, checks contract vendor listings.



libraries, and related offices in the judiciary throughout the State. The Section is also engaged in property management, the maintenance of essential inventory records, controls and files, and a maintenance and replacement program for all judiciary furniture, equipment and material.

Central Services supervises the purchase and renting of office equipment. The printing unit of the Section makes ten million impressions per year. Central Services operates the mail room, supply room and judicial messenger service.

Fiscal Section



Robert F. Clark, Chief Fiscal Officer during 1976-77 and now associated with Internal Control and Audit.

The Fiscal Section of the Management Services Division carries out budget and accounting responsibilities for the Judicial Branch. It prepares the judiciary's annual budget under the direction of the Administrative Director, and administers the budget during the course of the

year. To assist the Administrative Director, the Fiscal Section prepares a Monthly Status of Appropriations Report that details in financial terms the work of the judiciary during the preceding months of the court year. Special Projection Reports prepared by the Section delineate the future course of the judiciary's work and reflect the financial resources available to accomplish that work. In addition, the Fiscal Section produces cost data studies on a variety of Administrative Office programs.

Library Services Section; Judges Home Libraries Program



Jean Hunter, Chief, Library Services


In addition to maintaining some 65 basic libraries for the Supreme Court, the Appellate and Chancery Divisions of Superior Court, and the Ad-



Richard Vaughn (right), Administrative Analyst in the Fiscal Section during 1976-77 and now Chief Fiscal Officer, and Kermit E. Getz, Auditor in the Title IV-D Program during 1976-77 and now Chief, Trust and Special Funds, confer on the status of the judiciary's accounts.

ministrative Office of the Courts, the Library Services Section of the Administrative Office has the responsibility of assisting the judges in maintaining home law libraries. By the end of the 1976-77 court year, 175 judges were maintaining such libraries. This program, initiated in 1974, makes it possible for a judge to work during evening hours and on weekends without having to return to his office. It has proven so successful in aiding judges to make effective use of non-court hours that it is now offered to every judge above the municipal court level upon his appointment.

Trust and Special Funds Section



Frank C. Farr, Chief, Trust and Special Funds during 1976-77 and now serving as Administrative Analyst I, to the Assistant Director, Management Services.

The Trust and Special Funds Section of the Management Services Division has custodial responsibility for funds in excess of \$60 million. Most of these funds represent monies paid into court pending the resolution of litigation involving

condemnation proceedings, tax foreclosures and matrimonial matters. The Section also maintains accounts for federally funded projects conducted by the Administrative Office, and serves as a consultant on investment and accounting matters to the Clients' Security Fund.

Central Appellate Research

The Central Appellate Research staff, which was federally financed since its inception in 1972, became part of the State budget in July 1977 at a higher appropriations level. The State funding is sufficient to almost double the number of attorneys on the staff. This larger staff has the capacity to research 1,000 appeals during the course of a court year. Thus judges of the Superior Court, Appellate Division will have the benefit of research memoranda prepared by the staff's experienced attorneys in 25 percent of the cases decided by that Court during the court year.

The increase in funding and staff of Central Appellate Research is in recognition of the valuable assistance this unit can render to judges in handling the Division's tremendous workload. Although the Division's total dispositions of appeals has risen from 2,977 in the 1971-72 court year to 4,237 in 1976-77, the ever and rapidly growing avalanche of new filings has resulted in pending appeals (the backlog) rising from 3,092 at the end of 1971-72 to 5,707 at the end of 1976-77. Appeals, including those certified by the Supreme Court before calendaring, filed in those

Ellen T. Wry (left) and Jane Z. Lifset, Supervising Attorneys in Central Appellate Research, make use of the Westlaw head-note retrieval system of automated legal research.



same two court years rose from 3,514 to 4,819 while motions in those years increased from 1,765 to 4,054. Motions frequently require as much work as an appeal and can create greater burdens since they must be processed and decided in a relatively brief period of time.

In addition to research memoranda, the Central Research Staff continues to assist the Appellate Division in a number of other ways. It evaluates all appeals and rates them as to difficulty so that the calendars received by each part of the Appellate Division are balanced. It attempts to identify similar issues in separate appeals so that the work effort in solving legal questions is not duplicated. The staff in conjunction with the Supreme Court Clerk's Office also presents a seminar for all incoming law secretaries of the Supreme Court and Appellate Division. The statistics at pages B-21 to B-38 of this Annual Report are also prepared by the Central Research staff.

Civil Practice

The Supreme Court Task Force on Mental Commitments in cooperation with the assignment judges and the Department of Human Services is implementing a program that will reduce the cost of mental commitment hearings, increase the time professional staffs can spend with patients and make the most effective use of the State's limited judicial manpower. The Assistant Director, Civil Practice in the Administrative Office of the Courts, serves as a member and secretary of this task force.

The first phase of the program went into effect in January 1977 when judges began to hear civil and juvenile mental commitment matters at the various State hospitals. This eliminated the problem involved in transporting patients to and from court and cut the time the professional staffs lost traveling among county courthouses throughout the State in order to give testimony at the hearings. The second phase of the program will be operational in October 1977. A judge from a single vicinage will hold all of the civil and juvenile mental commitment hearings at a particular institution without regard to the patients' permanent residences or the county from which they were hospitalized. Formerly a judge from each patient's home county held the hearings. Since patients can be placed in institutions far from their permanent residences, judges were required to travel throughout the State to hold these hearings.

In 1976-77 the Supreme Court directed the formation of malpractice subpanels for claims against osteopathic physicians. This brings to patient and practitioner alike the same alternative to litigation in malpractice cases that has been available to patients and medical doctors since 1966. The panels serve on a voluntary basis to screen out baseless professional liability actions and to provide claimants with expert testimony where there is a reasonable basis for the claim. Since the program began, over 400 medical malpractice cases have been processed by the Civil Practice Division, which maintains lists of potential panel members and administers the programs.

The Civil Practice Division has a number of other on-going projects, including review of pending legislation that will affect the courts handling civil matters and investigating complaints concerning civil court proceedings. The Division also provides staff support to the Supreme Court Committees on Civil Practice, County District Courts, Relations with the Medical Profession, Model Jury Charges (Civil) and the Matrimonial and the General Equity Judges Associations. In addition, the Assistant Director, Civil Practice, is responsible for supervisory liaison between the trial court administrators on the local level and the Administrative Office.



Staff Attorney Rocky L. Peterson furthers the work of the Civil Practice Division.

Criminal Practice

The Criminal Practice Division investigates and responds to a wide range of complaints involving criminal cases and related matters in the operation of the judicial system and court services. In addition, the Division periodically revises the Sentencing Manual which serves as a desk reference for judges and provides a concise overview of sentencing procedure. The manual identifies leading cases, statutes, and other materials relating to sentences.

The Division also keeps current the comparative analysis of the New Jersey statutes, court rules and case law with the Criminal Justice Standards of the American Bar Association and the National Advisory Commission Standards and Goals for Criminal Justice. Another on-going project is the preparation of summaries for the New Jersey Law Journal of criminal case opinions approved for publication.

Probation Services

The Probation Services Division of the Administrative Office during the 1976-77 court year began a regular review of the performance of the

county probation departments' implementation of the Child Support and Establishment of Paternity Program (Title IV-D of the Social Security Act). This federal program was announced in 1975 and was put into effect by the Administrative Office and the probation departments in New Jersey under a cooperative agreement between the Division of Public Welfare and the Administrative Office. Now in its third year of operation, the program shows positive results in increased collections for child support. The monitoring of the program by the Administrative Office is designed to ensure excellent performance and compliance with all Federal requirements.

The purpose of this program is to reduce the amount paid as Aid to Families with Dependent Children by more effective enforcement of child support court orders. The federal Department of Health, Education and Welfare (HEW) presently reimburses the states for 75% of approved expenses incurred in increasing child support enforcement staff and the procedures for handling both welfare and non-welfare cases. In New Jersey, by virtue of a contract with the Division of Public Welfare, the administering agency for the State, these enforcement activities are the responsibility of the county probation departments, monitored by the Administrative Office.



Ira Scheff (left), Staff Attorney during 1976-77 and now Chief, Criminal Court Services, and Staff Attorney Harlan I. Ettinger work on a draft of a supplement to the Sentencing Manual for Judges.

During the past court year the judiciary has continued to cooperate with the Division of Public Welfare and the federal government to improve enforcement capabilities. All county probation departments have added personnel to their family divisions and now have closely approached or reached appropriate staffing. At the end of the court year, the 21 county probation departments were supervising 48,024 active welfare cases and 60,766 non-welfare cases. Child support collections for the 12 months ending June 30, 1977 totaled \$83,922,675.08, of which \$18,733,364.58 was collected in welfare cases and \$65,149,310.50 in non-welfare cases.

A matter of continuing concern is HEW's position that a federal statute prohibiting financing for ordinary state judicial expenses excludes the indirect administrative costs incurred by the Administrative Offices and the county probation departments in implementing the program. The statute also limits the amount of reimbursement to New Jersey to the salary and fringe benefits of the child support enforcement staff. Indirect administrative costs are, however, routinely reimbursed in those states where the enforcement personnel are part of a branch of government other than the judiciary. Since those costs are substantial, the inequity of the position adopted by the HEW as to the New Jersey judiciary appears to be completely contrary to the basic purpose of the program. Efforts continue to obtain a reversal of that position through an administrative appeal.

Collective Bargaining

As part of its continuing support of the judiciary, the Probation Services Division represents the county court judges in collective bargaining negotiations with organized units of probation officers and supervisors on a county-by-county basis. Over the past several years, supervisors in five counties broke away from existing line staff units and formed separate bargaining groups. This increased the number of bargaining units to 26. The work of Probation Services in conducting these complex and intense negotiations allows the county court judges to devote more of their time to adjudicative duties.

The centralization of collective bargaining has also produced other benefits. Preliminary studies show an increase in uniformity among probation departments in salary ranges and working conditions. In addition to representing the county court judges at collective bargaining sessions, Probation Services appears on behalf of the judiciary before the Public Employment Relations Commission.

Probation Research and Development

The Probation Research and Development Section during 1976-77 published an up-to-date edition of the Uniform Reciprocal Enforcement of Support Act Directory. The directory, which has been supplied to members of the judiciary and



Harvey M. Goldstein (left), Assistant Chief of Probation Research and Development in 1976-77 and now Chief of that Section, and Richard Braddock, Statistician in the Section, discuss plans for continued development of the Probation Management Information System.

supporting staffs, collects in one handy reference the names and addresses of the courts throughout the United States that have jurisdiction under the Act. The directory also contains information on fees and procedures, a summary of the Act's provisions and the addresses of state location services.

In January 1977 Probation Research and Development commenced publication and distribution of the Probation Administrative Management System (PAMS)-Monthly Summary Report. These reports allow the individual probation departments to track their performance on a month-to-month basis and to compare their performance with that of the other probation departments. PAMS has proven useful to the 21 county probation departments in researching and planning, and in budgetary and workload analyses. The report has been expanded to incorporate additional information requested by the field services. Currently PAMS provides monthly information on probation and support enforcement caseloads, investigative activities, pre-sentence report delays, probation training activities, volunteer services, and personnel levels. As PAMS continues to undergo refinement it will serve as the core of a central probation information system.

Probation Training


During the 1976-77 court year over 600 individuals participated in an expanded program consisting of 21 separate courses at the Probation Training Center of the Administrative Office. Among the courses presented for the first time by Probation Training was instruction in family crisis intervention. The ability to meet and deal with a crisis at the point of crisis is a key factor in achieving success in juvenile intake services. Other new courses include training for probation officers in counseling alcoholics within the criminal justice system and sessions on the investigative techniques used to locate those responsible for the support of abandoned families. Pre-judicial conference training was also offered for the first time and the existing nine-day probation supervisors course was completely revised.

The varied offerings of Probation Training range from a one-day seminar on caseload management to a 72-hour orientation program that is attended by all new probation staff members. Also, all probation staff members are required to attend a seven-day course in skills and methods of probation, which stresses interviewing techniques and counseling.



George McClelland, Administrative Assistant, Title IV-D Program, and Maren Sorensen, Programmatic Auditor for Title IV-D, review an audit report.

Raymond R. Rainville, (right), Assistant Chief, Probation Training, and Edward J. Niemiera, Intake Services Coordinator, review plan for new training program in juvenile intake diversion.



Class sizes are kept small. With an average of 16 to 25 attending, all may participate fully in the courses presented by instructors from the academic community, experienced probation staff members and outside consultants. During the next year, Probation Training expects to reach nearly 800 probation staff members. New courses will include workshops in juvenile probation supervision, adult probation supervision and a program on long-term counseling.

Volunteers in Probation

Over 500 persons attended three one-day regional seminars sponsored by the Volunteers in Probation Section during 1976-77. The workshop sessions, held in Camden, Middlesex and Bergen counties, stressed counseling techniques and were conducted by skilled volunteer trainers who donated their services to the program. The instructors were drawn from a group of psychologists and counselors who have acted as consultants to local volunteer programs.

Volunteers in Probation provides one-to-one counseling and supervision services for appropriate youthful and adult offenders referred to the probation departments. The use of volunteers supplements the full-time probation staff by helping to reduce caseloads. In addition the use of volunteers serves to educate the public as to court structure and process and creates community support for future programs.


Volunteers in Probation began in a single county in 1970 and has been extended to 18 counties. By the end of 1976-77 there were approximately 2,600 volunteers in probation compared to the approximately 1,800 volunteers who served in

the prior court year. Each county program recruits, screens, trains and supervises its volunteers. Volunteers attend a pre-service training course which includes an overview of the criminal justice system, counseling or helping techniques, participative activities such as role playing and case studies, and a review of volunteer rights and responsibilities. More than 1,400 volunteers completed this course during the court year. Through the Administrative Office of the Courts, courses such as training for trainers of volunteers are developed and made available to program staff.

Supreme Court Committee on Probation

With the volunteer program well established, the special Supreme Court Committee on Volunteers in Probation was replaced by a new Committee on Probation with broader responsibilities. The committee will study and make recommendations aimed at overall improvements in the probation system. The members of the committee include its Chairman, Essex County Court Judge Marilyn Loftus, a probation liaison judge from each vicinage, representatives of the Chief Probation Officers Association and the Probation Association of New Jersey, and representatives of the New Jersey Prosecutors' Association, the State Public Defender's Office, and the bar. Fred D. Fant, Assistant Director of Probation Services in the Administrative Office, and Carolyn Evans, who has responsibility in the Administrative Office for developing the Volunteers in Probation program, are assigned to the committee for staff support.

Mr. Fant also serves as Vice Chairman of the Commission on Accreditation for Corrections of the American Correctional Association. That Association has established standards for adult probation services and is expected to release similar standards for juvenile probation services during 1978. The Administrative Office, through the Probation Research and Development Section, has begun a comparative analysis of New Jersey's probation services with these national standards. The resulting study will serve as a comprehensive reference source for improvements in the state's probation system.



Carolyn M. Evans, Coordinator of Volunteer Services, revises training course for volunteers in probation.

Municipal Court Services



Philip G. Miller, Chief,
Municipal Court Services

The Municipal Court Services Section of the Criminal Practice Division now holds six five-day courses annually for municipal court clerks at various locations throughout the State. Every new clerk must attend one of the courses which consist of lectures, workshops, homework assignments and a final examination. To accommodate part-time clerks, each course meets one day per week for five weeks.


Municipal Court Services has a number of other on-going projects. The New Jersey Municipal Court Manual has been revised and now includes sections on conditional discharges, expungement of criminal records, subpoenas, and unidentified receipts coming into the hands of the court. The manual provides municipal court judges and their staffs with concise coverage of matters ranging from the organization of the court and its jurisdiction through judicial ethics and pretrial intervention. The manual is kept up to date through Municipal Court Bulletin Letters that are issued periodically during the court year.

Municipal Court Services conducts an annual Judicial Conference for Municipal Court Judges, and a two-day orientation seminar for new municipal court judges. The Section is also preparing a comparative analysis of the New Jersey system of traffic justice with the American Bar Association Standards for Traffic Justice. When completed the analysis will serve as a reference source for improvements in the municipal courts.

The Chief of Municipal Court Services reviews copies of the annual audits of the records and accounts of each municipal court. The audits are conducted by registered municipal accountants appointed by the local government bodies and supervised by the Department of Community Affairs. Any deficiencies noted are called to the attention of the municipal court judge and other appropriate officials.

Court Reporting

Transcript Directives



Robert W. McIntosh,
Chief, Court Reporting
Services

The Administrative Director of the Courts in 1976-77 appointed a seven-member task force to study problems that had developed in the processing of transcripts in cases filed in the Appellate Division of the Superior Court. The task force, composed of representatives of the Administrative Office and of the Office of the Clerk of the Appellate Division, consulted with supervisors of court reporters and other interested groups before making its report and recommendations. The Administrative Director in September 1977 followed the recommendations by issuing directives establishing improved procedures for the processing of transcripts and permitting the fuller use of the computerized Automatic Docketing and Management Information System (ADAMIS) which has been in use in the Appellate Division since September 1, 1976.

The directives require court reporters to refuse transcript requests that do not comply with court rules. The reporter does this by sending a "Notice that Transcript Request Will Not Be Honored", along with the check or money order that may have accompanied the transcript request, to the attorney or individual who made the request. A copy of the notice is delivered to the Clerk of the Appellate Division, the Administrative Office, the reporter's supervisor and to all other attorneys and *pro se* parties in the case. Upon receipt of the notice, the Clerk puts the appeal on the motion-to-dismiss list unless a new transcript request is promptly received from the attorney or *pro se* party who made the original request.

Reporters previously dealt with improper requests for transcripts in a variety of ways. Many of these individual approaches wasted time and effort and put the burden on the reporters to correct errors made by those who request the transcript. In addition, some reporters failed to inform the Clerk of the Appellate Division how the

matter had been resolved and, consequently, inaccurate information was kept in the computerized appellate records.

To further improve the processing of appellate cases, all court reporters are required to use a uniform transmittal form in sending transcripts to the Clerk of the Appellate Division. This form ensures that the Clerk receives all of the information needed to maintain proper records. The directives also provide a mechanism for use when a transcript has been filed prior to the filing of a motion of appeal.

Sound Recording

At the close of 1976-77 sound recording devices were in use in 600 courtrooms throughout the State. These audio aids are now used in all municipal courts, county district courts and juvenile and domestic relations courts. In 1967 the installation of recorders in the juvenile and domestic relations courts began. The county district courts received recorders in 1968, and in 1969 sound recorders were installed in 90 of the larger municipal courts. By September 1975 all municipal courts were equipped with sound recorders and the system saves significant sums of money by allowing appeals to be heard on the lower court record rather than having all the evidence heard anew.

During the court year 95% of the appeals from the municipal courts were heard on tran-

scripts produced from sound recordings. This compares favorably with the 91.8% rate achieved in 1975-76. Ninety-nine percent of the appeals from the county district courts and juvenile and domestic relations courts were heard on sound recording-based transcripts.


The Sound Recording Unit of the Administrative Office continues to provide the support necessary to make full use of sound recording systems in the courts. The staff holds training sessions in conjunction with the course for the municipal court clerks, and through its field representatives provides individual, on-site training and assistance wherever the need develops. The staff also instructs the municipal courts as to the type of sound recording equipment that should be used.

The Administrative Office constantly seeks to improve the system by monitoring the introduction of new equipment. In so doing, it maintains liaison with the National Center for State Courts and communicates with court administrators in other jurisdictions. Many administrators come to New Jersey to study a modern and efficient judicial sound recording system.

Computer Aided Transcription

The Administrative Office is nearing completion of its study of Computer-Aided Transcription (CAT). This relatively recent technological ad-

Thomas F. Fillebrown, Supervisor of Sound Recording, evaluates a four-track recorder of the type used in many New Jersey courts.



vance combines computers and high speed printers to translate stenotype notes into English and produce the transcript. CAT is viewed as a way to increase the productivity of reporters in New Jersey trial courts, and reduce delays in the appellate courts by eliminating time consuming manual transcription of a court reporter's notes.

In September 1977 the Administrative Office received bids from several vendors and those bids are undergoing a cost accounting analysis. If CAT proves to be economically feasible, it is anticipated that approximately 30 court reporters will be using the system by the end of 1977.

Judicial Information Services



Peter Carter, Chief,
Judicial Information
Services

The Judicial Information Services Section of the Administrative Office in 1976-77, the Section's first full year of operation, established itself as a component of the Judicial Branch's on-going system of maintaining lines of communication between the Chief Justice and Supreme Court, and the Legislative and Executive branches, the bar and the public. The Section assisted the Administrative Director in developing and publishing his Annual Report for 1975-76 to the Supreme Court in a format designed to enhance general recognition and understanding of the serious caseload, judicial vacancies and underfunding problems of the court system and of the various programs undertaken to improve that system.

The Section has stressed assistance to the news media in coverage of the Judicial Branch, not only through issuance of news releases and summaries and other written materials, but also through prompt response to inquiries for information about the judiciary. Over 195 inquiries requiring research were responded to in the past court year. As a service to both the press and the offices

of the clerks of the appellate courts, the Section also distributes to the media the opinions of the Supreme Court on days they are issued, and the opinions of the Appellate Division of Superior Court on a daily basis. The section also distributes to the press the confidential, 24-hour advance advisories as to decisions of the appellate courts that are expected to be filed.

As the court year came to a close, the preparation of a general information booklet on the Supreme Court neared completion. Once published, the booklet will help to meet the continuing flow of requests for information about the Court and the system that it administers. The graphically designed booklet is the forerunner of other planned general information judiciary publications that will aid in enhancing public understanding of the Judicial Branch and the nature of its work and responsibilities.

Judicial Information Services, as staff coordinator to the Supreme Court Committee on Relations with the Media, continues to assist the panel in its on-going efforts to develop, jointly with representatives of the news media, an updated revision of the principles and guidelines for press coverage of court proceedings. The Section also reviews each day the daily newspapers serving New Jersey and keeps the Supreme Court and other top officials of the court system informed about pertinent articles on a daily basis.

DIGEST OF STATISTICAL DATA

DIGEST OF THE STATISTICAL DATA
ON CASELOAD ACTIVITY, 1976-1977

During this year, the New Jersey Judiciary was faced with an unprecedented caseload volume. As previously noted in this Annual Report, total cases disposed of also reached a record level of 541,211. However, despite this significant increase in dispositions, cases pending also reached a new level of 167,811.

The statistical information in this section reviews the caseloads faced by each of the various courts in the State. That information also presents in more detail the previously discussed overload crisis due to the tremendous increase in litigation unmatched by sufficient judicial manpower. Again as previously discussed, the backlog of cases continues to grow despite increased judicial productivity in disposition of cases. Ages of active pending cases are also shown to detail the severity of the backlogs. Current data is published in the monthly Report of the Status of the Calendars, which is a comprehensive updated statistical digest that is used administratively within the Judiciary and also serves as a continuing report to the public.

Although monthly reports prepared by the municipal courts include data on backlogs, it is not summarized and published because of the limitations of available computer time. However, the municipal courts send a copy of each monthly report to the Trial Court Administrator of the county in which the court is located, as well as to the Administrative Office of the Courts. Appropriate follow-up action is taken, often by way of visits to those municipal courts which have severe backlogs.

Statistical tables which follow in this report summarize workload activity in each court. Conclusions to be drawn from these tables include:

APPELLATE COURTS

SUPREME COURT

No courts have been more severely affected by the increasing level of litigation in New Jersey than the Appellate Courts. During the 1976-77 court year, the Supreme Court disposed of a record volume of 244 appeals-- 57 (or 30.5%) more than the previous year. Despite a heavy volume of 225 appeals filed, the backlog of appeals in the Supreme Court fell from 195 to 176 during the year.

Appellate Division, Superior Court

Appeals filed in the Appellate Division of the Superior Court increased by 8.2% over the previous year to a record 5,198. Appellate Division judges disposed of 4,237 appeals (24.2% more than the court year ending 1973). Nevertheless, appeals pending at the close of the 1977 court year stood at 5,707 -- 20.3% more than last year. The dramatic increase in the Appellate Division's workload shows no signs of diminishing. The 5,198 appeals filed this year represent a 35.6% increase over appeals filed in the court year ending 1973.

LAW DIVISION, CIVIL

As used here, a "case" is a complaint on which a first answer has been filed, R.4:36-2. Consolidated cases are reported as separate complaints.

Despite an increase of 2,252 civil cases disposed of for a total of 33,011 dispositions, Law Division civil cases pending increased 13.1% over the previous year to a total of 53,084. Civil cases added to the calendars

totalled 39,143, an increase of 5.9% over the previous year and represent the highest level of civil filings ever reported. Due to lack of judicial resources, both the number and age of active civil cases pending increased: as of August 31, 1977, 50% of all active civil cases were over one year old.

LAW DIVISION, CRIMINAL

The word "case" refers to the unit of the count which is the indictment or accusation, irrespective of the number of persons or charges. For the purpose of this report, an indictment or accusation is disposed of by verdict, dismissal (quash or not pros), motions for judgment of acquittal granted, etc., when every charge has been disposed of on every person named therein, even though the sentence is pending.

Criminal cases filed totaled 25,748 during the year, a 6.9% decrease in indictments and accusations filed from the previous year. During 1977, a greater proportion of criminal cases was referred to Pre-Trial Intervention programs. Of all active cases pending as of August 31, 1977, 3.3% represented defendants enrolled in Pre-Trial Intervention under R.3:28. The total number of cases disposed of during the year was 24,648, leaving 29,824 cases pending at the close of the year. Twenty-four per cent of these active cases pending were over one year old.

CHANCERY DIVISION, GENERAL EQUITY

"Cases" are complaints on which first answers have been filed, R.4:36-2 and contested foreclosures. Uncontested foreclosures, escheats, and receiverships are not included. Consolidated cases are reported as separate complaints.

General Equity cases added increased by 4.9% to 4,130 during the year. However, General Equity cases disposed of reached an all-time high of 4,328 (an increase of 10.7% over the previous year), resulting in a 7.4% decrease in cases pending to 2,486. The percentage of active General Equity cases pending over one year old was reduced from 20% to 17% during the year.

10

CONTINUED

1 OF 8

CHANCERY DIVISION, MATRIMONIAL

A "case" is added to the calendar when notice of approval for trial under R.4:79-1 has been received, R.4:36-2.

Matrimonial cases added during the year totaled 22,170, a 5.2% decrease from cases added the previous year. There were 22,098 matrimonial cases disposed of, leaving 7,020 matrimonial cases pending at the end of the year. Of the cases pending, 34% were over one year old.

APPEALS TO COUNTY COURT

These appeals include criminal and quasi-criminal appeals such as bastardy, traffic, violation of municipal ordinances and disorderly persons offenses tried initially in the Municipal Courts and the County District Courts.

Cases added, disposed of and pending at the end of the year all decreased significantly. The 573 criminal appeals pending at the end of the year represent a 32.3% decrease from the number of criminal appeals pending at the beginning of the year.

JUVENILES

The unit of the count is the complaint. Ordinarily only one juvenile is named on each complaint; however, there may be several complaints against one juvenile.

JUVENILE DELINQUENCY

Juvenile delinquency complaints filed decreased by 3.3% to a total of 73,400 during the year. Juvenile complaints disposed of totaled 72,986, resulting in 12,316 cases pending at the close of the year. A greater proportion of all juvenile complaints filed was referred to Juvenile Intake Units throughout the State as the number of counties with Juvenile Intake Programs established increased from 12 in court year 1975-76 to 16 this year.

JUVENILES IN NEED OF SUPERVISION

Cases added increased slightly, from 8,622 to 8,843 and dispositions increased from 8,524 to 8,689. Dispositions in which juveniles were represented by counsel increased substantially from 1,695 to 2,057 (21.4%) while hearings in which juveniles were not represented by counsel dropped from 4,360 to 3,865 (11.4%). Active complaints pending at the end of the court year increased from 775 to 930 (20.0%).

DOMESTIC RELATIONS AND RECIPROCAL SUPPORT COMPLAINTS

Data includes cases initiated in New Jersey and complaints received from other states under reciprocal support agreements.

The number of complaints filed increased by 12.3% to a record 69,474 this year. Complaints disposed of also reached an all-time high of 67,707 (a 10.2% increase), leaving 6,503 cases pending at the close of the year. Despite the record number of dispositions, the 6,503 cases pending represent a 37.3% increase over the number of domestic relations cases pending the previous year.

COUNTY DISTRICT COURTS

The unit of the count is the complaint. Consolidated cases are reported according to the number of complaints. A complaint is reported as active pending even if summons thereon has not been served.

Cases added and disposed of were reported in record numbers as 303,057 cases were filed and 299,048 cases were disposed of in the County District Court. The 48,863 cases pending represent a 8.9% increase over the prior year; however, only 4.5% of the cases were over one year old.

THE MUNICIPAL COURTS

On August 31, 1977, there were 527 municipal courts, including 18 joint municipal courts serving two or more municipalities. These courts were presided over by 385 judges, who reported spending 111,532 hours hearing all types of cases, a decrease of 3,951 hours over the prior court year.

A total of 3,829,715 complaints were filed, an increase of 0.7%. This included 2,483,353 parking complaints, 1,013,386 non-parking complaints and 332,976 minor criminal complaints. The 332,976 minor criminal complaints filed is an increase of 1,375 over the prior court year. These complaints involved disorderly persons offenses, local ordinance violations, fish and game, navigation and indictable offenses. Of the total 3,101,570 dispositions, excluding cases closed for failure to appear, the violations bureaus disposed of 93.2% of the parking complaints and 65.0% of the non-parking traffic complaints.

There were 70,846 complaints referred by the municipal courts to the county prosecutors for the action of the grand juries and 4,843 to the juvenile and domestic relations courts or other municipal courts, for a combined total of 75,689 referrals, an increase of 3,773 from the prior year.

There was a decrease of 1,015 in the number of defendants sentenced to jail from 13,058 to 12,043. The number of persons placed on probation decreased from 8,669 to 8,438. The judges revoked 21,722 motor vehicle drivers' licenses, an increase of 878 over the prior court year.

Of the 331,742 non-parking traffic cases heard in court, 59,523 or 17.9% resulted in dismissals or findings of not guilty.

There were 33,289 non-parking traffic, 42,274 parking and 3,435 non-traffic (criminal) complaints filed in the six county district courts which exercised concurrent jurisdiction with the municipal courts, most of which were in Bergen and Hudson Counties.

The municipal courts and the county district courts that exercised concurrent jurisdiction imposed fines, costs, and bail forfeitures totaling \$44,355,980; respectively amounting to \$43,317,879 and \$1,038,101.

Expenditures by the municipalities for the municipal courts for the calendar year 1976 included \$3,415,080 for judges' salaries, \$10,216,596 for other salaries, and \$2,248,425 for other expenses. Total expenditures increased by \$2,119,854 or 15.4% from \$13,760,247 in 1975 to \$15,880,101 in 1976.

COMPARATIVE SUMMARY
STATUS OF THE CALENDARS
September 1, 1976 to August 31, 1977

| | Sept. 1, 1976 Aug. 31, 1977 | Sept. 1, 1975 Aug. 31, 1976 | | Difference 1976-77 v. 1975-76 | Percent Increase or Decrease |
|--|--------------------------------|--------------------------------|---|-------------------------------------|------------------------------------|
| TRIAL COURTS | | | | | |
| SUPERIOR COURT, LAW AND CHANCERY: COUNTY COURTS: | | | | | |
| Combined Civil Cases on Calendars | | | | | |
| Added | 39,143 | 36,966 | + | 2,177 | + 5.9% |
| Disposed of | 33,011 | 30,759 | + | 2,252 | + 7.3% |
| Pending at end of year * (Recount difference -109) | 53,084 | 46,952 | + | 6,132 | + 13.1% |
| Criminal (Indictments and Accusations) | | | | | |
| Filed | 25,748 | 27,663 | - | 1,915 | - 6.9% |
| Disposed of | 24,648 | 25,495 | - | 847 | - 3.3% |
| Pending at end of year (not including those awaiting sentence only) * (Recount difference -15) | 29,824 | 28,724 | + | 1,100 | + 3.8% |
| Post-Conviction Relief Petitions | | | | | |
| Filed | 227 | 227 | - | 0 | 0.0% |
| Disposed of | 226 | 241 | - | 15 | - 6.2% |
| Pending at end of year *(Recount difference +1) | 56 | 55 | + | 1 | + 1.8% |
| Chancery Division, General Equity Cases on Calendars | | | | | |
| Added | 4,130 | 3,936 | + | 194 | + 4.9% |
| Disposed | 4,328 | 3,910 | + | 418 | + 10.7% |
| Pending at end of year *(Recount difference +1) | 2,486 | 2,684 | - | 198 | - 7.4% |
| Chancery Division, Matrimonial Cases on Calendars | | | | | |
| Added | 22,170 | 23,391 | - | 1,221 | - 5.2% |
| Disposed of | 22,098 | 22,205 | - | 107 | - 0.5% |
| Pending at end of year *(Recount difference -2) | 7,020 | 6,948 | + | 72 | + 1.0% |
| Contested Probate Matters, County Court | | | | | |
| Added | 693 | 584 | + | 109 | + 18.7% |
| Disposed of | 653 | 519 | + | 134 | + 25.8% |
| Pending at end of year | 273 | 233 | + | 40 | + 17.2% |
| Criminal Appeals to County Court | | | | | |
| Added | 3,063 | 3,790 | - | 727 | - 19.2% |
| Disposed of | 3,336 | 3,730 | - | 394 | - 10.6% |
| Pending at end of year *(Recount difference -11) | 573 | 846 | - | 273 | - 32.3% |
| JUVENILE & DOMESTIC RELATIONS COURTS: | | | | | |
| Juvenile Delinquent | | | | | |
| Filed | 73,400 | 75,862 | - | 2,462 | - 3.3% |
| Disposed of | 72,986 | 74,752 | - | 1,766 | - 2.4% |
| Pending at end of year *(Recount difference -133) | 12,316 | 11,902 | + | 414 | + 3.5% |
| Juvenile--In Need of Supervision. | | | | | |
| Filed | 8,843 | 8,622 | + | 221 | + 2.6% |
| Disposed of | 8,689 | 8,524 | + | 165 | + 1.9% |
| Pending at end of year *(Recount difference +1) | 930 | 776 | + | 154 | + 19.9% |
| Domestic Relations and Reciprocal Support Complaints | | | | | |
| Filed | 69,474 | 61,874 | + | 7,600 | + 12.3% |
| Disposed of | 67,707 | 61,439 | + | 6,268 | + 10.2% |
| Pending at end of year *(Recount difference +232) | 6,503 | 4,736 | + | 1,767 | + 37.3% |
| COUNTY DISTRICT COURTS, CIVIL COMPLAINTS: | | | | | |
| Filed | 303,057 | 293,917 | + | 9,140 | + 3.1% |
| Disposed of | 299,048 | 293,177 | + | 5,871 | + 2.0% |
| Pending at end of year *(Recount difference -266) | 48,863 | 44,854 | + | 4,009 | + 8.9% |
| TOTAL, TRIAL COURTS: | | | | | |
| Filed | 549,948 | 536,832 | + | 13,116 | + 2.4% |
| Disposed of | 536,730 | 524,751 | + | 11,979 | + 2.3% |
| Pending at end of year *(Recount difference -301) | 161,928 | 148,710 | + | 13,218 | + 8.9% |
| SUPREME COURT: | | | | | |
| Appeals filed and certified | 225 | 232 | - | 7 | - 3.0% |
| Appeals disposed of | 244 | 187 | + | 57 | + 30.5% |
| Appeals pending at end of year | 176 | 195 | - | 19 | - 9.7% |
| SUPERIOR COURT, APPELLATE DIVISION: | | | | | |
| Appeals filed | 5,198 | 4,803 | + | 395 | + 8.2% |
| Appeals disposed of | 4,237 | 4,333 | - | 96 | - 2.2% |
| Appeals pending at end of year * (Recount difference +10) | 5,707 | 4,746 | + | 961 | + 20.3% |
| TOTAL CASES: (OTHER THAN MUNICIPAL COURTS) | | | | | |
| Filed | 555,371 | 541,867 | + | 13,504 | + 2.5% |
| Disposed of | 541,211 | 529,271 | + | 11,940 | + 2.3% |
| Pending at end of year *(Recount difference -291) | 167,811 | 153,651 | + | 14,160 | + 9.2% |
| MUNICIPAL COURTS: | | | | | |
| Disposed of by Municipal Court Hearings: | | | | | |
| Moving traffic cases | 331,742 | 332,505 | - | 763 | - 0.2% |
| Parking cases | 132,007 | 136,235 | - | 4,228 | - 3.1% |
| Non-traffic cases | 203,754 | 206,703 | - | 2,949 | - 1.4% |
| Disposed of in Violations Bureau: | | | | | |
| Moving traffic cases | 611,778 | 644,944 | - | 33,166 | - 5.1% |
| Parking cases | 1,801,670 | 1,722,420 | + | 79,250 | + 4.6% |
| Non-traffic cases | 20,619 | 19,134 | + | 1,485 | + 7.8% |
| TOTAL MUNICIPAL COURTS COMPLAINTS DISPOSED OF | 3,101,570 | 3,061,941 | + | 39,629 | + 1.3% |

1/ Data on "Cases Pending" as of August 31, 1976 differs from the data published in the Annual Report for 1975-76 because of changes due to physical inventories and recounts in the counties during 1977.

2/ There were 12 appeals certified during 1976-77 and 16 during 1975-76. One appeal, certified before calendaring by the Supreme Court during the 1975-76 court term, is reflected as received in the Appellate Division's docketing control system during the 1976-77 court term.

CASES ADDED, DISPOSED OF AND PENDING COMPARED WITH PRIOR COURT YEAR

September 1, 1976 to August 31, 1977

| VICINAGE NUMBER | COUNTY OR VICINAGE | CASES ADDED | | | | CASES DISPOSED | | | | CASES PENDING | | | |
|--------------------|--------------------------|----------------------------|----------------------------|--|------|----------------------------|----------------------------|--|------|--------------------|-------------------------|-----------------------------------|--------------|
| | | YEAR ENDING 08-31-77 | YEAR ENDING 08-31-76 | DIFFERENCE THIS YEAR/ PRIOR YEAR | | YEAR ENDING 08-31-77 | YEAR ENDING 08-31-76 | DIFFERENCE THIS YEAR/ PRIOR YEAR | | AUGUST 31, 1977 | * AUGUST 31, 1976 | DIFFERENCE 8/31/77/ 8/31/76 | |
| | | NUMBER | NUMBER | PER- CENT | | NUMBER | NUMBER | PER- CENT | | NUMBER | NUMBER | PER- CENT | PER- CENT |
| 1 | ATLANTIC | 16,678 | 14,980 | 1,698 | 11.3 | 15,781 | 15,219 | 562 | 3.7 | 4,545 | 3,648 | 897 | 24.6 |
| 2 | BERGEN | 51,220 | 53,025 | -1,805 | -3.4 | 49,779 | 51,906 | -2,127 | -4.1 | 15,812 | 14,371 | 1,441 | 10.0 |
| 3 | BURLINGTON | 18,690 | 18,024 | 666 | 3.7 | 19,421 | 16,478 | 2,943 | 17.9 | 6,536 | 7,267 | -731 | -10.1 |
| 4 | CAMDEN | 36,601 | 35,092 | 1,509 | 4.3 | 35,752 | 34,680 | 1,072 | 3.1 | 14,519 | 13,670 | 849 | 6.2 |
| 1 | CAPE MAY | 6,719 | 6,293 | 426 | 6.8 | 6,493 | 6,484 | 9 | .1 | 2,060 | 1,834 | 226 | 12.3 |
| 1 | CUMBERLAND | 11,007 | 10,885 | 122 | 1.1 | 11,012 | 10,577 | 435 | 4.1 | 2,512 | 2,517 | -5 | -0.2 |
| 5 | ESSEX | 119,323 | 113,197 | 6,126 | 5.4 | 116,639 | 110,900 | 5,739 | 5.2 | 24,424 | 21,740 | 2,684 | 12.3 |
| 4 | GLOUCESTER | 11,964 | 11,092 | 872 | 7.9 | 11,496 | 10,224 | 1,272 | 12.4 | 5,696 | 5,228 | 468 | 9.0 |
| 6 | HUDSON | 44,691 | 47,388 | -2,697 | -5.7 | 43,916 | 45,867 | -1,951 | -4.3 | 13,995 | 13,220 | 775 | 5.9 |
| 7 | HUNTERDON | 3,543 | 3,499 | 44 | 1.3 | 3,101 | 3,377 | -276 | -8.2 | 1,726 | 1,284 | 442 | 34.4 |
| 7 | MERCER | 24,196 | 23,356 | 840 | 3.6 | 23,487 | 22,160 | 1,327 | 6.0 | 7,744 | 7,035 | 709 | 10.1 |
| 8 | MIDDLESEX | 40,852 | 39,560 | 1,292 | 3.3 | 38,882 | 41,610 | -2,728 | -6.6 | 13,510 | 11,540 | 1,970 | 17.1 |
| 9 | MONMOUTH | 32,821 | 34,010 | -1,189 | -3.5 | 31,776 | 31,843 | -67 | -2.2 | 10,566 | 9,521 | 1,045 | 11.0 |
| 10 | MORRIS | 16,791 | 16,582 | 209 | 1.3 | 16,242 | 16,386 | -144 | -9 | 5,190 | 4,641 | 549 | 11.8 |
| 3 | OCEAN | 19,436 | 18,119 | 1,317 | 7.3 | 19,069 | 17,380 | 1,689 | 9.7 | 7,026 | 6,659 | 367 | 5.5 |
| 11 | PASSAIC | 37,901 | 35,902 | 1,999 | 5.6 | 36,823 | 34,895 | 1,928 | 5.5 | 8,602 | 7,524 | 1,078 | 14.3 |
| 1 | SALEM | 5,550 | 5,686 | -136 | -2.4 | 5,341 | 5,427 | -86 | -1.6 | 1,426 | 1,217 | 209 | 17.2 |
| 7 | SOMERSET | 9,495 | 9,308 | 187 | 2.0 | 9,878 | 8,772 | 1,106 | 12.6 | 2,485 | 2,868 | -383 | -13.4 |
| 10 | SUSSEX | 5,542 | 5,616 | -74 | -1.3 | 5,527 | 5,585 | -58 | -1.0 | 1,601 | 1,586 | 15 | 1.0 |
| 12 | UNION | 33,415 | 31,458 | 1,957 | 6.2 | 32,628 | 31,528 | 1,100 | 3.5 | 10,965 | 10,178 | 787 | 7.7 |
| 10 | WARREN | 3,513 | 3,760 | -247 | -6.6 | 3,687 | 3,453 | 234 | 6.8 | 988 | 1,162 | -174 | -15.0 |
| | VICINAGE 1 | 39,954 | 37,844 | 2,110 | 5.6 | 38,627 | 37,707 | 920 | 2.4 | 10,543 | 9,216 | 1,327 | 14.4 |
| | VICINAGE 2 | 51,220 | 53,025 | -1,805 | -3.4 | 49,779 | 51,906 | -2,127 | -4.1 | 15,812 | 14,371 | 1,441 | 10.0 |
| | VICINAGE 3 | 38,126 | 36,143 | 1,983 | 5.5 | 38,490 | 33,858 | 4,632 | 13.7 | 13,562 | 13,926 | -364 | -2.6 |
| | VICINAGE 4 | 48,565 | 46,184 | 2,381 | 5.2 | 47,248 | 44,904 | 2,344 | 5.2 | 20,215 | 18,898 | 1,317 | 7.0 |
| | VICINAGE 5 | 119,323 | 113,197 | 6,126 | 5.4 | 116,639 | 110,900 | 5,739 | 5.2 | 24,424 | 21,740 | 2,684 | 12.4 |
| | VICINAGE 6 | 44,691 | 47,388 | -2,697 | -5.7 | 43,916 | 45,867 | -1,951 | -4.3 | 13,995 | 13,220 | 775 | 5.9 |
| | VICINAGE 7 | 37,234 | 36,163 | 1,071 | 3.0 | 36,466 | 34,309 | 2,157 | 6.3 | 11,955 | 11,187 | 768 | 6.9 |
| | VICINAGE 8 | 40,852 | 39,560 | 1,292 | 3.3 | 38,882 | 41,610 | -2,728 | -6.6 | 13,510 | 11,540 | 1,970 | 17.1 |
| | VICINAGE 9 | 32,821 | 34,010 | -1,189 | -3.5 | 31,776 | 31,843 | -67 | -2.2 | 10,566 | 9,521 | 1,045 | 11.0 |
| | VICINAGE 10 | 25,846 | 25,958 | -112 | -0.4 | 25,456 | 25,424 | 32 | .1 | 7,779 | 7,389 | 390 | 5.3 |
| | VICINAGE 11 | 37,901 | 35,902 | 1,999 | 5.6 | 36,823 | 34,895 | 1,928 | 5.5 | 8,602 | 7,524 | 1,078 | 14.3 |
| | VICINAGE 12 | 33,415 | 31,458 | 1,957 | 6.2 | 32,628 | 31,528 | 1,100 | 3.5 | 10,965 | 10,178 | 787 | 7.7 |
| | TRIAL COURT TOTALS | 549,948 | 536,832 | 13,116 | 2.4 | 536,730 | 524,751 | 11,979 | 2.3 | 161,928 | 148,710 | +13,218 | + 8.9 |
| | 1/ APPELLATE DIVISION | 5,198 | 4,803 | 395 | 8.2 | 4,237 | 4,333 | -96 | -2.2 | 5,707 | 4,746 | + 961 | +20.3 |
| | 2/ SUPREME COURT | 225 | 232 | -7 | -3.0 | 244 | 187 | 57 | 30.5 | 176 | 195 | - 19 | - 9.7 |
| | STATE TOTALS | 555,371 | 541,867 | 13,504 | 2.5 | 541,211 | 529,271 | 11,940 | 2.3 | 167,811 | 153,651 | +14,160 | + 9.2 |

* Data on "Cases Pending" as of August 31, 1976 differs from the data published in the Annual Report for 1975-76 because of changes due to physical inventories and recounts in the counties during 1976-77.

1/ Cases added and cases disposed of do not include appeals certified by the Supreme Court before calendaring. There were 12 appeals certified during 1976-77 and 16 during 1975-76. One appeal, certified before calendaring by the Supreme Court during the 1975-76 court term, is reflected as received in the Appellate Division's docketing control system during the 1976-77 court term.

2/ Cases added and cases disposed of include appeals certified by the Supreme Court before calendaring.

NUMBER OF JUDGES IN OFFICE AND VACANCIES
(Not including Municipal Courts)

As of September 1, 1977

SUPREME COURT: Chief Justice and 6 Associate Justices, 0 Vacancy

SUPERIOR COURT: 111 in Office; 9 Vacancies

COUNTY, JUVENILE AND DOMESTIC RELATIONS AND COUNTY DISTRICT COURTS

| County | 1970 Population and Classification | NUMBER OF JUDGES County Court | | Juv. and Dom. Rel. Ct. | | District Court | |
|-----------------------------|------------------------------------|----------------------------------|-----------|------------------------|----------|----------------|-----------|
| | | In Office | Vacancy | In Office | Vacancy | In Office | Vacancy |
| Atlantic | 175,043 5th class | 2 | 2 | 0 | 0 | 1 | 0 |
| Bergen | 898,012 1st class | 10 | 0 | 3 | 1 | 6 | 0 |
| Burlington | 323,132 2nd class | 4 | 0 | 1 | 0 | 0 | 0 |
| Camden | 456,291 2nd class | 6 | 2 | 2 | 0 | 2 | 0 |
| Cape May | 59,554 6th class | 2 | 0 | 0 | 0 | 0 | 0 |
| Cumberland | 121,374 3rd class | 4 | 0 | 0 | 0 | 0 | 0 |
| Essex | 929,986 1st class | 12 | 0 | 5 | 1 | 2 | 4 |
| Gloucester | 172,681 3rd class | 4 | 2 | 0 | 0 | 0 | 0 |
| Hudson | 609,266 1st class | 6 | 0 | 4 | 0 | 3 | 1 |
| Hunterdon | 69,718 3rd class | 2 | 0 | 0 | 0 | 0 | 0 |
| Mercer | 303,968 2nd class | 6 | 0 | 0 | 1 | 0 | 1 |
| Middlesex | 583,813 2nd class | 5 | 1 | 4 | 0 | 4 | 0 |
| Monmouth | 459,379 5th class | 4 | 0 | 2 | 0 | 2 | 0 |
| Morris | 383,454 2nd class | 6 | 0 | 2 | 0 | 0 | 3 |
| Ocean | 208,470 5th class | 5 | 1 | 0 | 0 | 0 | 0 |
| Passaic | 460,782 2nd class | 6 | 0 | 2 | 0 | 4 | 0 |
| Salem | 60,346 3rd class | 1 | 1 | 0 | 0 | 0 | 0 |
| Somerset | 198,372 3rd class | 4 | 0 | 0 | 0 | 0 | 0 |
| Sussex | 77,528 3rd class | 2 | 0 | 0 | 0 | 0 | 1 |
| Union | 543,116 2nd class | 6 | 0 | 4 | 0 | 4 | 0 |
| Warren | 73,879 3rd class | 2 | 0 | 0 | 0 | 0 | 1 |
| TOTAL | 7,168,164 | 99 | 9 | 29 | 3 | 28 | 11 |
| TOTAL 1 YEAR AGO | | 92 | 11 | 25 | 6 | 31 | 3 |

NUMBER OF JUDGES AND VACANCIES

as of September 1

| COURT | | 9/15/48 | 1949 | 1950 | 1951 | 1952 | 1953 | 1954 | 1955 | 1956 | 1957 | 1958 | 1959 | 1960 | 1961 | 1962 | 1963 | 1964 | 1965 | 1966 | 1967 | 1968 | 1969 | 1970 | 1971 | 1972 | 1973 | 1974 | 1975 | 1976 | 1977 |
|----------------------|----------------------------|---------|---------|---------|---------|---------|---------|---------|---------|---------|---------|---------|---------|----------|----------|---------|---------|---------|----------|---------|---------|---------|---------|---------|---------|---------|---------|---------|----------|----------|----------|
| SUPREME | Justices Vacancies | 7 0 | 7 0 | 7 0 | 7 0 | 7 0 | 7 0 | 7 0 | 7 0 | 7 0 | 7 0 | 7 0 | 7 0 | 7 0 | 7 0 | 7 0 | 7 0 | 7 0 | 7 0 | 7 0 | 7 0 | 7 0 | 7 0 | 7 0 | 7 0 | 7 0 | 7 0 | 6 1 | 6 1 | 7 0 | |
| SUPERIOR | Judges | 27 | 28 | 27 | 27 | 27 | 32 | 36 | 36 | 36 | 38 | 38 | 37 | 36 | 44 | 42 | 43 | 46 | 50 | 54 | 72 | 76 | 76 | 76 | 76 | 87 | 110 | 115 | 109 | 109 | 111 |
| | Vacancies | 11 | 10 | 11 | 11 | 11 | 6 | 2 | 2 | 2 | 0 | 0 | 1 | 2 | 0 | 2 | 1 | 6 | 2 | 24 | 6 | 2 | 2 | 2 | 2 | 9 | 10 | 5 | 11 | 11 | 9 |
| | Advisory Masters | 5 | 5 | 5 | 4 | 4 | 0 | 0 | 0 | 0 | 0 | 0 | 0 | 0 | 0 | 0 | 0 | 0 | 0 | 0 | 0 | 0 | 0 | 0 | 0 | 0 | 0 | 0 | 0 | 0 | 0 |
| | TOTAL | 43 | 43 | 43 | 42 | 42 | 38 | 38 | 38 | 38 | 38 | 38 | 38 | 38 | 44 | 44 | 44 | 52 | 52 | 78 | 78 | 78 | 78 | 78 | 78 | 96 | 120 | 120 | 120 | 120 | 120 |
| COUNTY | Full Time Judges Vacancies | 21 2 | 24 2 | 24 2 | 24 2 | 23 3 | 24 2 | 26 4 | 34 2 | 38 0 | 38 0 | 39 3 | 46 0 | 47 10 | 57 11 | 61 8 | 62 7 | 63 8 | 61 10 | 73 6 | 81 4 | 85 3 | 83 5 | 85 3 | 88 2 | 93 8 | 94 9 | 94 9 | 93 10 | 92 11 | 99 9 |
| | Part Time Judges Vacancies | 14 0 | 10 1 | 11 0 | 11 0 | 11 0 | 11 0 | 9 0 | 7 0 | 7 0 | 7 0 | 7 0 | 3 0 | 2 0 | 1 0 | 0 0 | 0 0 | 0 0 | 0 0 | 0 0 | 0 0 | 0 0 | 0 0 | 0 0 | 0 0 | 0 0 | 0 0 | 0 0 | 0 0 | 0 0 | 0 0 |
| | TOTAL | 37 | 37 | 37 | 37 | 37 | 37 | 39 | 43 | 45 | 45 | 49 | 49 | 59 | 69 | 69 | 69 | 71 | 71 | 79 | 85 | 88 | 88 | 88 | 90 | 101 | 103 | 103 | 103 | 103 | 108 |
| DISTRICT | Full Time Judges Vacancies | 4 1 | 4 0 | 4 0 | 4 0 | 4 0 | 4 0 | 4 1 | 13 0 | 13 0 | 13 0 | 11 2 | 16 0 | 14 1 | 20 4 | 22 3 | 22 3 | 21 4 | 24 1 | 29 4 | 30 3 | 29 5 | 33 1 | 31 3 | 34 0 | 33 1 | 30 4 | 31 3 | 31 3 | 31 3 | 28 11 |
| | Part Time Judges Vacancies | 31 0 | 32 0 | 32 0 | 32 0 | 33 0 | 32 1 | 29 0 | 17 0 | 15 0 | 15 0 | 13 2 | 9 0 | 9 0 | 7 0 | 6 0 | 3 2 | 4 1 | 2 3 | 2 0 | 2 0 | 1 0 | 1 0 | 1 0 | 1 0 | 0 0 | 0 0 | 0 0 | 0 0 | 0 0 | 0 0 |
| | TOTAL | 36 | 36 | 36 | 36 | 37 | 37 | 34 | 30 | 28 | 28 | 28 | 25 | 24 | 31 | 31 | 30 | 30 | 30 | 35 | 35 | 35 | 35 | 35 | 35 | 34 | 34 | 34 | 34 | 34 | 39 |
| JUVENILE & DOM. REL. | Full Time Judges Vacancies | 1 0 | 1 0 | 1 0 | 1 0 | 1 0 | 1 0 | 2 0 | 2 0 | 2 0 | 3 1 | 4 0 | 4 0 | 4 0 | 5 0 | 5 0 | 8 0 | 11 2 | 13 0 | 13 1 | 21 3 | 23 1 | 24 3 | 27 0 | 27 0 | 28 2 | 26 3 | 23 6 | 25 4 | 25 6 | 29 3 |
| | Part Time Judges Vacancies | 3 0 | 3 0 | 3 0 | 3 0 | 4 0 | 4 0 | 4 0 | 4 0 | 4 0 | 3 0 | 4 1 | 5 0 | 5 0 | 6 3 | 6 3 | 6 2 | 7 0 | 7 0 | 6 0 | 2 0 | 2 0 | 0 0 | 0 0 | 0 0 | 0 0 | 0 0 | 0 0 | 0 0 | 0 0 | 0 0 |
| | TOTAL | 4 | 4 | 4 | 4 | 5 | 5 | 6 | 6 | 6 | 7 | 9 | 9 | 9 | 14 | 14 | 16 | 20 | 20 | 20 | 26 | 26 | 27 | 27 | 27 | 30 | 29 | 29 | 29 | 31 | 32 |
| STATE TOTALS | Full Time Judges | 60 | 64 | 63 | 63 | 62 | 68 | 75 | 92 | 96 | 99 | 99 | 110 | 108 | 133 | 137 | 142 | 148 | 155 | 176 | 211 | 220 | 223 | 224 | 232 | 248 | 267 | 270 | 264 | 263 | 274 |
| | Vacancies | 14 | 12 | 13 | 13 | 14 | 8 | 7 | 4 | 2 | 1 | 5 | 1 | 13 | 15 | 13 | 11 | 20 | 13 | 35 | 16 | 11 | 11 | 10 | 4 | 20 | 26 | 23 | 29 | 32 | 32 |
| | Advisory Masters | 5 | 5 | 4 | 4 | 4 | 0 | 0 | 0 | 0 | 0 | 0 | 0 | 0 | 0 | 0 | 0 | 0 | 0 | 0 | 0 | 0 | 0 | 0 | 0 | 0 | 0 | 0 | 0 | 0 | 0 |
| | Part Time Judges | 48 | 45 | 46 | 46 | 48 | 47 | 42 | 28 | 26 | 25 | 24 | 17 | 16 | 14 | 12 | 9 | 11 | 9 | 8 | 4 | 3 | 1 | 1 | 1 | 0 | 0 | 0 | 0 | 0 | 0 |
| | Vacancies | 1 | 1 | 0 | 0 | 0 | 1 | 0 | 0 | 0 | 0 | 0 | 3 | 0 | 0 | 3 | 3 | 4 | 1 | 3 | 0 | 0 | 0 | 0 | 0 | 0 | 0 | 0 | 0 | 0 | 0 |
| TOTAL | | 127 | 127 | 127 | 126 | 128 | 124 | 124 | 124 | 124 | 125 | 131 | 128 | 137 | 165 | 165 | 166 | 180 | 180 | 219 | 231 | 234 | 235 | 235 | 237 | 268 | 293 | 293 | 293 | 295 | 306 |

WEIGHTED CASELOAD DATA

September 1, 1976 to August 31, 1977

| RANK | ESTIMATED POPULATION 7/1/76 | CASES ADDED (NON-WEIGHTED) | | | | | | WEIGHTED** Cases Added (Total) | CASES DISPOSED OF (NON-WEIGHTED) | | | | | | WEIGHTED** Dispositions (Total) |
|--------------|-----------------------------------|----------------------------|---------------------|---------------------|--|-------------------|---------------------|--|----------------------------------|---------------------|---------------------|--|-------------------|---------------------|--|
| | | COMBINED CIVIL* | CRIMINAL | DISTRICT COURT | JUV. DELINQ. JNS AND DOMESTIC RELATIONS | GENERAL EQUITY | MATRIMONIAL | | COMBINED CIVIL* | CRIMINAL | DISTRICT COURT | JUV. DELINQ. JNS AND DOMESTIC RELATIONS | GENERAL EQUITY | MATRIMONIAL | |
| | | | | | | | | Comb. Civil Criminal District J. & D.R. Gen. Equity Matrimonial | | | | | | | Comb. Civil Criminal District J. & D.R. Gen. Equity Matrimonial |
| | | | | | | | | 2.10 3.17 0.08 0.30 2.97 1.29 | | | | | | | 2.10 3.17 0.08 0.30 2.97 1.29 |
| 1 | ESSEX 924,830 | BERGEN 5,688 | ESSEX 4,693 | ESSEX 64,953 | ESSEX 40,925 | ESSEX 457 | ESSEX 2,450 | ESSEX 48,428 | ESSEX 4,583 | ESSEX 3,815 | ESSEX 64,498 | ESSEX 40,503 | BERGEN 468 | ESSEX 2,425 | ESSEX 43,525 |
| 2 | BERGEN 910,865 | ESSEX 5,505 | CAMDEN 2,049 | BERGEN 29,449 | CAMDEN 12,023 | BERGEN 449 | BERGEN 2,252 | BERGEN 26,987 | BERGEN 4,491 | BURLINGTON 2,301 | BERGEN 29,629 | CAMDEN 12,258 | ESSEX 461 | BERGEN 2,229 | BERGEN 24,105 |
| 3 | MIDDLESEX 612,370 | MIDDLESEX 4,207 | MIDDLESEX 1,912 | HUDSON 27,507 | BERGEN 11,431 | CAMDEN 353 | MIDDLESEX 1,773 | MIDDLESEX 23,050 | MIDDLESEX 3,534 | CAMDEN 1,969 | HUDSON 27,125 | BERGEN 11,135 | OCFAN 394 | MIDDLESEX 1,753 | MIDDLESEX 20,101 |
| 4 | HUDSON 606,190 | MONMOUTH 3,478 | MONMOUTH 1,776 | PASSAIC 24,451 | MIDDLESEX 11,074 | MONMOUTH 293 | MONMOUTH 1,626 | CAMDEN 19,855 | UNION 2,979 | MONMOUTH 1,863 | PASSAIC 24,441 | HUDSON 10,528 | MONMOUTH 325 | HUDSON 1,727 | CAMDEN 18,389 |
| 5 | UNION 550,515 | HUDSON 3,103 | PASSAIC 1,596 | MIDDLESEX 21,275 | HUDSON 10,892 | MIDDLESEX 284 | UNION 1,514 | MONMOUTH 19,428 | HUDSON 2,926 | MIDDLESEX 1,544 | MIDDLESEX 21,223 | MIDDLESEX 10,218 | CAMDEN 314 | MONMOUTH 1,550 | HUDSON 18,127 |
| 6 | CAMDEN 484,305 | UNION 2,702 | BERGEN 1,483 | MONMOUTH 18,565 | UNION 8,887 | OCFAN 283 | HUDSON 1,472 | HUDSON 18,727 | MONMOUTH 2,552 | UNION 1,487 | UNION 18,187 | UNION 8,184 | ATLANTIC 266 | UNION 1,418 | MONMOUTH 17,871 |
| 7 | MONMOUTH 482,190 | CAMDEN 2,601 | MERCER 1,504 | UNION 18,531 | PASSAIC 7,789 | PASSAIC 244 | CAMDEN 1,295 | UNION 16,801 | PASSAIC 2,138 | BERGEN 1,482 | MONMOUTH 17,820 | MONMOUTH 7,382 | BURLINGTON 262 | PASSAIC 1,302 | UNION 17,232 |
| 8 | PASSAIC 471,175 | PASSAIC 2,398 | UNION 1,412 | CAMDEN 18,065 | MONMOUTH 6,834 | BURLINGTON 234 | PASSAIC 1,233 | PASSAIC 16,704 | CAMDEN 2,119 | OCFAN 1,354 | CAMDEN 17,631 | PASSAIC 7,190 | MIDDLESEX 254 | CAMDEN 1,300 | PASSAIC 15,173 |
| 9 | MORRIS 406,665 | MORRIS 1,761 | BURLINGTON 1,376 | MERCER 13,749 | MERCER 6,189 | HUDSON 227 | MORRIS 1,204 | MERCER 12,159 | MORRIS 1,602 | PASSAIC 1,314 | MERCER 13,466 | MERCER 6,147 | PASSAIC 244 | OCFAN 1,248 | BURLINGTON 13,399 |
| 10 | BURLINGTON 331,745 | OCFAN 1,669 | HUDSON 1,315 | OCFAN 10,409 | ATLANTIC 5,626 | ATLANTIC 226 | OCFAN 1,157 | BURLINGTON 10,959 | OCFAN 1,083 | MERCER 1,288 | MORRIS 10,230 | ATLANTIC 5,364 | MORRIS 197 | BURLINGTON 1,210 | OCFAN 11,558 |
| 11 | MERCER 321,050 | MERCER 1,285 | CUMBERLAND 1,044 | MORRIS 10,168 | BURLINGTON 5,154 | MORRIS 196 | BURLINGTON 1,088 | OCFAN 10,203 | MERCER 1,062 | HUDSON 1,217 | OCFAN 10,119 | BURLINGTON 5,320 | HUDSON 191 | MERCER 1,117 | MERCER 11,043 |
| 12 | OCFAN 261,750 | BURLINGTON 1,041 | MORRIS 811 | BURLINGTON 9,592 | OCFAN 4,882 | UNION 185 | MERCER 1,065 | MORRIS 9,944 | SOMERSET 812 | ATLANTIC 868 | BURLINGTON 9,399 | GLOUCESTER 4,775 | UNION 176 | MORRIS 1,025 | MORRIS 9,284 |
| 13 | SOMERSET 207,315 | ATLANTIC 847 | ATLANTIC 796 | ATLANTIC 7,919 | GLOUCESTER 4,278 | MERCER 122 | ATLANTIC 866 | ATLANTIC 8,412 | BURLINGTON 675 | CUMBERLAND 865 | ATLANTIC 7,576 | OCFAN 4,673 | CAPE MAY 132 | SOMERSET 766 | ATLANTIC 7,953 |
| 14 | GLOUCESTER 185,300 | SOMERSET 738 | GLOUCESTER 793 | SOMERSET 6,109 | CUMBERLAND 3,905 | CAPE MAY 136 | SOMERSET 666 | CUMBERLAND 6,715 | ATLANTIC 647 | MORRIS 805 | SOMERSET 6,200 | CUMBERLAND 4,101 | MERCER 124 | ATLANTIC 649 | CUMBERLAND 6,196 |
| 15 | ATLANTIC 178,850 | GLOUCESTER 628 | OCFAN 647 | GLOUCESTER 5,518 | CAPE MAY 3,010 | GLOUCESTER 105 | GLOUCESTER 542 | GLOUCESTER 6,568 | GLOUCESTER 480 | SOMERSET 574 | GLOUCESTER 5,060 | CAPE MAY 3,057 | CUMBERLAND 111 | GLOUCESTER 522 | SOMERSET 5,636 |
| 16 | CUMBERLAND 129,795 | CUMBERLAND 474 | CAPE MAY 642 | CUMBERLAND 4,896 | MORRIS 2,420 | SOMERSET 92 | CUMBERLAND 472 | SOMERSET 5,008 | CUMBERLAND 454 | CAPE MAY 479 | CUMBERLAND 4,908 | MORRIS 2,143 | GLOUCESTER 110 | CUMBERLAND 425 | GLOUCESTER 5,275 |
| 17 | SUSSEX 87,390 | SUSSEX 313 | SALEM 501 | SUSSEX 3,129 | SALEM 2,008 | CUMBERLAND 87 | SUSSEX 371 | CAPE MAY 4,357 | SUSSEX 284 | GLOUCESTER 464 | SUSSEX 3,147 | SALEM 1,930 | SOMERSET 76 | SUSSEX 372 | CAPE MAY 3,074 |
| 18 | WARREN 77,520 | CAPE MAY 224 | SOMERSET 462 | SALEM 2,678 | SUSSEX 1,370 | SUSSEX 70 | CAPE MAY 351 | SALEM 2,945 | CAPE MAY 236 | SALEM 331 | SALEM 2,769 | SUSSEX 1,377 | SUSSEX 71 | WARREN 321 | SUSSEX 2,557 |
| 19 | HUNTERDON 74,525 | HUNTERDON 220 | HUNTERDON 312 | CAPE MAY 2,267 | SOMERSET 1,339 | HUNTERDON 60 | WARREN 311 | SUSSEX 2,715 | HUNTERDON 160 | WARREN 278 | CAPE MAY 2,168 | SOMERSET 1,337 | HUNTERDON 67 | CAPE MAY 293 | SALEM 2,311 |
| 20 | SALEM 63,815 | WARREN 165 | WARREN 260 | HUNTERDON 1,939 | WARREN 1,335 | WARREN 46 | HUNTERDON 266 | HUNTERDON 2,330 | WARREN 144 | SUSSEX 191 | HUNTERDON 1,725 | WARREN 1,130 | WARREN 49 | HUNTERDON 285 | WARREN 2,218 |
| 21 | CAPE MAY 63,590 | SALEM 96 | SUSSEX 224 | WARREN 1,652 | HUNTERDON 676 | SALEM 29 | SALEM 196 | WARREN 2,150 | SALEM 70 | HUNTERDON 157 | WARREN 1,718 | HUNTERDON 630 | SALEM 36 | SALEM 161 | HUNTERDON 1,728 |
| STATE TOTALS | 7,431,750 | 39,143 | 25,748 | 303,957 | 151,717 | 4,130 | 22,170 | 274,445 | 33,011 | 24,648 | 299,048 | 149,382 | 4,328 | 22,098 | 257,555 |
| 1 Yr. Ago | | 36,966 | 27,663 | 293,917 | 146,358 | 3,936 | 23,391 | 274,620 | 30,749 | 25,495 | 293,177 | 144,716 | 3,910 | 22,205 | 252,538 |

*Includes small number of cases transferred from the District Court.

**The weight is computed for each type of case by dividing the number of hours on bench and in settlement conference by the total number of cases disposed of. The result is the average number of hours for the disposition of each type of case.

Weights were computed on the basis of hours and dispositions during the court year ending August 31, 1977.

***Official State estimates by Office of Business Economics, N.J. Department of Labor & Industry (Provisional estimates published Nov. 1, 1976).

WEIGHTED CASELOAD DATA

Cases Pending on August 31, 1977

| RANK | ESTIMATED POPULATION 7/1/76 | NON-WEIGHTED CASES PENDING AS OF August 31, 1977 | | | | | | WEIGHTED* Cases Pending (Total) | | NON-WEIGHTED OLDER** ACTIVE CASES PENDING AS OF August 31, 1977 | | | | | | WEIGHTED* Older Active Cases Pending (Total) | |
|-----------------|-----------------------------------|--|---------------------|---------------------|--|-------------------|-------------------|--|--|---|-------------------|-------------------|--|-------------------|-------------------|--|--|
| | | COMBINED CIVIL | CRIMINAL | DISTRICT COURT | JUV. DELINQ. JNS AND DOMESTIC RELATIONS | GENERAL EQUITY | MATRIMONIAL | Comb. Civil Criminal District J. & D.R. Gen. Equity Matrimonial | 2.10 3.17 0.08 0.30 2.97 1.29 | COMBINED CIVIL | CRIMINAL | DISTRICT COURT | JUV. DELINQ. JNS AND DOMESTIC RELATIONS | GENERAL EQUITY | MATRIMONIAL | Comb. Civil Criminal District J. & D.R. Gen. Equity Matrimonial | 2.10 3.17 0.08 0.30 2.97 1.29 |
| 1 | ESSEX 924,830 | ESSEX 8,722 | ESSEX 5,705 | ESSEX 4,342 | ESSEX 2,747 | CAMDEN 280 | BERGEN 908 | ESSEX 39,220 | | ESSEX 5,251 | HUDSON 750 | CAMDEN 736 | MIDDLESEX 677 | HURLINGTON 92 | BERGEN 293 | ESSEX 13,495 | |
| 2 | BERGEN 910,865 | BERGEN 6,144 | CAMDEN 3,248 | BERGEN 5,592 | MIDDLESEX 1,867 | ESSEX 265 | UNION 624 | CAMDEN 22,351 | | CAMDEN 2,895 | ESSEX 677 | ESSEX 521 | ESSEX 609 | PASSAIC 48 | UNION 280 | HUDSON 8,683 | |
| 3 | MIDDLESEX 612,370 | MIDDLESEX 5,749 | MIDDLESEX 2,487 | CAMDEN 4,654 | HUDSON 1,686 | BERGEN 237 | CAMDEN 615 | MIDDLESEX 21,721 | | HUDSON 2,838 | CAMDEN 573 | ATLANTIC 245 | HUDSON 523 | ESSEX 43 | MORRIS 278 | CAMDEN 8,465 | |
| 4 | HUDSON 606,190 | HUDSON 4,930 | HUDSON 2,421 | HUDSON 4,457 | UNION 1,590 | HURLINGTON 216 | MORRIS 586 | BERGEN 20,069 | | MIDDLESEX 2,421 | GLOUCESTER 515 | GLOUCESTER 243 | GLOUCESTER 273 | CAMDEN 42 | CAMDEN 251 | MIDDLESEX 6,465 | |
| 5 | UNION 550,515 | CAMDEN 4,646 | PASSAIC 1,681 | UNION 3,799 | BERGEN 1,431 | PASSAIC 189 | ESSEX 542 | HUDSON 19,723 | | MONMOUTH 2,087 | MIDDLESEX 296 | MERCER 81 | UNION 214 | OCEAN 31 | MERCER 218 | MONMOUTH 5,459 | |
| 6 | CAMDEN 484,305 | MONMOUTH 4,229 | MERCER 1,567 | MONMOUTH 3,121 | PASSAIC 1,287 | OCEAN 166 | MIDDLESEX 474 | MONMOUTH 15,217 | | BERGEN 2,026 | MONMOUTH 274 | HUNTERDON 43 | OCEAN 207 | BERGEN 30 | MIDDLESEX 161 | BERGEN 5,248 | |
| 7 | MONMOUTH 482,190 | UNION 3,417 | GLOUCESTER 1,562 | MIDDLESEX 2,765 | MERCER 1,281 | HUDSON 148 | MONMOUTH 474 | UNION 13,556 | | UNION 1,577 | HURLINGTON 227 | MONMOUTH 42 | CAMDEN 202 | HUDSON 25 | ESSEX 148 | UNION 4,181 | |
| 8 | PASSAIC 471,175 | PASSAIC 2,376 | MONMOUTH 1,496 | PASSAIC 2,712 | MONMOUTH 1,062 | MONMOUTH 139 | HURLINGTON 379 | PASSAIC 11,902 | | MERCER 1,331 | MERCER 203 | SUSSEX 38 | BERGEN 199 | MORRIS 21 | HURLINGTON 138 | MERCER 3,806 | |
| 9 | MORRIS 406,665 | OCEAN 2,337 | UNION 1,411 | UNION 2,572 | CAMDEN 1,304 | MORRIS 129 | MERCER 378 | MERCER 10,791 | | OCEAN 1,121 | OCEAN 171 | MIDDLESEX 78 | MORRIS 190 | GLOUCESTER 21 | MONMOUTH 121 | GLOUCESTER 3,597 | |
| 10 | BURLINGTON 331,745 | MERCER 2,187 | BERGEN 1,386 | HURLINGTON 2,513 | OCEAN 976 | MIDDLESEX 125 | PASSAIC 325 | BURLINGTON 8,743 | | PASSAIC 867 | BERGEN 148 | BERGEN 19 | MERCER 179 | UNION 23 | PASSAIC 109 | OCEAN 3,156 | |
| 11 | MERCER 321,050 | MORRIS 1,635 | BURLINGTON 1,299 | MERCER 2,194 | GLOUCESTER 822 | UNION 112 | ATLANTIC 315 | GLOUCESTER 8,379 | | GLOUCESTER 811 | UNION 121 | UNION 16 | SALEM 121 | MIDDLESEX 10 | HUDSON 89 | BURLINGTON 2,698 | |
| 12 | OCEAN 261,750 | HURLINGTON 1,482 | CUMBERLAND 956 | GLOUCESTER 1,820 | ATLANTIC 772 | ATLANTIC 107 | OCEAN 313 | OCEAN 8,300 | | BURLINGTON 723 | SUSSEX 86 | HURLINGTON 15 | HUNTERDON 116 | MONMOUTH 9 | OCEAN 82 | PASSAIC 2,219 | |
| 13 | SOMERSET 207,315 | GLOUCESTER 1,254 | ATLANTIC 797 | MORRIS 1,530 | CAPE MAY 726 | GLOUCESTER 82 | HUDSON 305 | MORRIS 7,146 | | SOMERSET 543 | SALEM 77 | CAPE MAY 10 | ATLANTIC 111 | MERCER 9 | HUNTERDON 44 | MORRIS 1,534 | |
| 14 | GLOUCESTER 185,300 | ATLANTIC 1,089 | MORRIS 720 | ATLANTIC 1,386 | HURLINGTON 607 | MERCER 62 | SOMERSET 163 | ATLANTIC 5,880 | | ATLANTIC 502 | HUNTERDON 67 | CUMBERLAND 9 | CAPE MAY 79 | SUSSEX 6 | SOMERSET 41 | SOMERSET 1,322 | |
| 15 | ATLANTIC 178,850 | SOMERSET 1,064 | SALEM 646 | CUMBERLAND 771 | MORRIS 566 | SOMERSET 52 | GLOUCESTER 122 | CUMBERLAND 4,219 | | MORRIS 468 | CAPE MAY 50 | SALEM 9 | MONMOUTH 72 | SOMERSET 5 | SUSSEX 29 | ATLANTIC 1,177 | |
| 16 | CUMBERLAND 129,795 | CUMBERLAND 586 | OCEAN 631 | HUNTERDON 635 | SALEM 361 | SUSSEX 49 | SUSSEX 117 | SOMERSET 3,865 | | CUMBERLAND 200 | WARREN 34 | SOMERSET 3 | PASSAIC 62 | ATLANTIC 3 | GLOUCESTER 28 | SUSSEX 591 | |
| 17 | SUSSEX 87,390 | SUSSEX 321 | CAPE MAY 558 | SUSSEX 621 | HUNTERDON 254 | CAPE MAY 47 | HUNTERDON 99 | CAPE MAY 2,774 | | SUSSEX 119 | PASSAIC 34 | WARREN 2 | WARREN 50 | WARREN 1 | ATLANTIC 20 | HUNTERDON 536 | |
| 18 | WARREN 77,520 | HUNTERDON 290 | HUNTERDON 406 | SOMERSET 587 | SOMERSET 231 | WARREN 27 | CAPE MAY 86 | SALEM 2,521 | | HUNTERDON 109 | SOMERSET 33 | HUDSON 0 | SUSSEX 74 | CAPE MAY 0 | WARREN 14 | CUMBERLAND 427 | |
| 19 | HUNTERDON 74,525 | WARREN 255 | SOMERSET 363 | CAPE MAY 370 | SUSSEX 204 | HUNTERDON 24 | CUMBERLAND 85 | HUNTERDON 2,222 | | WARREN 82 | MORRIS 73 | MORRIS 0 | SOMERSET 29 | CUMBERLAND 0 | CUMBERLAND 3 | SALEM 397 | |
| 20 | SALEM 63,815 | CAPE MAY 241 | WARREN 306 | SALEM 231 | CUMBERLAND 168 | CUMBERLAND 18 | WARREN 67 | SUSSEX 1,962 | | CAPE MAY 76 | ATLANTIC 11 | OCEAN 0 | HURLINGTON 26 | HUNTERDON 0 | SALEM 1 | CAPE MAY 344 | |
| 21 | CAPE MAY 63,590 | SALEM 120 | SUSSEX 278 | WARREN 171 | WARREN 147 | SALEM 12 | SALEM 46 | WARREN 1,729 | | SALEM 55 | CUMBERLAND 0 | PASSAIC 0 | CUMBERLAND 4 | SALEM 0 | CAPE MAY 0 | WARREN 316 | |
| STATE TOTALS | 7,431,750 | 53,084 | 29,824 | 48,863 | 19,749 | 2,486 | 7,020 | 232,290 | | 26,097 | 4,320 | 2,060 | 3,974 | 416 | 2,345 | 74,116 | |
| 1 Yr. Ago | | 46,952 | 28,724 | 44,854 | 17,414 | 2,684 | 6,948 | 215,400 | | 21,428 | 3,972 | 948 | 2,908 | 515 | 1,636 | 62,178 | |

*The weight is computed for each type of case by dividing the number of hours on bench and in settlement conference by the total number of cases disposed of. The result is the average number of hours for the disposition of each type of case.

Weights were computed on the basis of hours and dispositions during the court year ending August 31, 1977.

**Law Civil, Criminal, General Equity, Matrimonial and County District Court over 1 year; J & D.R. over 3 months.

***Official State Estimates by Office of Business Economics, N. J. Department of Labor & Industry. (Provisional estimates published Nov. 1, 1976).

TOTAL CASES ADDED

TRIAL COURTS BY COUNTIES OF ASSIGNMENT JUDGES' VICINAGES,
SUPREME COURT AND APPELLATE DIVISION OF THE SUPERIOR COURT

Court Years 1971-72 to 1976-77

| COUNTY | TOTAL CASES ADDED | | | | | | CHANGE | | | | TRIAL COURTS % of State Total Cases Added | |
|-----------------------------|-------------------|---------|---------|---------|---------|---------|------------------------|--------|------------------------|--------|---|---------|
| | 1971-72 | 1972-73 | 1973-74 | 1974-75 | 1975-76 | 1976-77 | 1976-77/1971-72 No. | % | 1976-77/1975-76 No. | % | 1971-72 | 1976-77 |
| Atlantic | 10,281 | 10,152 | 11,963 | 14,450 | 14,980 | 16,678 | 6,397 | 62.2 | 1,698 | 11.3 | 2.4 | 3.0 |
| Cape May | 4,266 | 4,179 | 4,819 | 5,480 | 6,293 | 6,719 | 2,453 | 57.5 | 426 | 6.8 | 1.0 | 1.2 |
| Cumberland | 7,337 | 8,105 | 9,321 | 10,511 | 10,885 | 11,007 | 3,670 | 50.0 | 122 | 1.1 | 1.7 | 2.0 |
| Salem | 3,134 | 4,310 | 4,425 | 4,104 | 5,686 | 5,550 | 2,416 | 77.1 | - 136 | - 2.4 | 0.8 | 1.0 |
| <u>TOTAL</u> | 25,018 | 26,746 | 30,528 | 34,545 | 37,844 | 39,954 | 14,936 | 59.7 | 2,110 | 5.6 | 5.9 | 7.2 |
| <u>Bergen</u> | 41,679 | 40,663 | 42,715 | 51,667 | 53,025 | 51,220 | 9,541 | 22.9 | - 1,805 | - 3.4 | 9.8 | 9.3 |
| Burlington | 12,222 | 13,110 | 14,775 | 15,893 | 18,024 | 18,690 | 6,468 | 52.9 | 666 | 3.7 | 2.9 | 3.4 |
| Ocean | 11,907 | 13,730 | 14,888 | 17,759 | 18,119 | 19,436 | 7,529 | 63.2 | 1,317 | 7.3 | 2.8 | 3.5 |
| <u>TOTAL</u> | 24,129 | 26,840 | 29,663 | 33,652 | 36,143 | 38,126 | 13,997 | 58.0 | 1,983 | 5.5 | 5.7 | 6.9 |
| Camden | 21,972 | 23,709 | 29,182 | 32,237 | 35,092 | 36,601 | 14,629 | 66.6 | 1,509 | 4.3 | 5.2 | 6.7 |
| Gloucester | 8,209 | 7,918 | 9,199 | 10,578 | 11,092 | 11,964 | 3,755 | 45.7 | 872 | 7.9 | 1.9 | 2.2 |
| <u>TOTAL</u> | 30,181 | 31,627 | 38,381 | 42,815 | 46,184 | 48,565 | 18,384 | 60.9 | 2,381 | 5.2 | 7.1 | 8.9 |
| <u>Essex</u> | 92,045 | 97,474 | 99,712 | 104,467 | 113,197 | 119,323 | 27,273 | 29.6 | 6,126 | 5.4 | 21.7 | 21.7 |
| <u>Hudson</u> | 44,215 | 43,889 | 43,842 | 45,928 | 47,388 | 44,691 | 476 | 1.1 | - 2,697 | - 5.7 | 10.7 | 8.1 |
| Hunterdon | 3,118 | 3,313 | 3,712 | 3,665 | 3,499 | 3,543 | 425 | 13.6 | 44 | 1.3 | 0.7 | 0.7 |
| Mercer | 16,534 | 18,695 | 20,706 | 22,838 | 23,356 | 24,196 | 7,662 | 46.3 | 840 | 3.6 | 3.9 | 4.4 |
| Somerset | 7,474 | 7,987 | 8,143 | 9,525 | 9,308 | 9,495 | 2,021 | 27.0 | 187 | 2.0 | 1.8 | 1.7 |
| <u>TOTAL</u> | 27,126 | 29,995 | 32,561 | 36,028 | 36,163 | 37,234 | 10,108 | 37.3 | 1,071 | 3.0 | 6.4 | 6.8 |
| <u>Middlesex</u> | 31,233 | 34,576 | 34,247 | 38,799 | 39,560 | 40,852 | 9,619 | 30.8 | 1,292 | 3.3 | 7.3 | 7.4 |
| <u>Monmouth</u> | 24,849 | 27,607 | 30,019 | 31,430 | 34,010 | 32,821 | 7,972 | 32.1 | - 1,189 | - 3.5 | 5.9 | 6.0 |
| Morris | 14,711 | 14,347 | 14,529 | 15,841 | 16,582 | 16,791 | 2,080 | 14.1 | 209 | 1.3 | 3.5 | 3.1 |
| Sussex | 3,823 | 4,216 | 4,428 | 5,385 | 5,616 | 5,542 | 1,719 | 45.0 | - 74 | - 1.3 | 0.9 | 1.0 |
| Warren | 2,251 | 2,697 | 2,858 | 3,537 | 3,760 | 3,513 | 1,262 | 56.1 | - 247 | - 6.6 | 0.5 | 0.6 |
| <u>TOTAL</u> | 20,785 | 21,260 | 21,815 | 24,763 | 25,958 | 25,846 | 5,061 | 24.4 | - 112 | - 0.4 | 4.9 | 4.7 |
| <u>Passaic</u> | 33,306 | 34,385 | 34,082 | 32,453 | 35,902 | 37,901 | 4,595 | 13.8 | 1,999 | 5.6 | 7.9 | 6.9 |
| <u>Union</u> | 28,488 | 29,136 | 29,726 | 32,671 | 31,458 | 33,415 | 4,927 | 17.3 | 1,957 | 6.2 | 6.7 | 6.1 |
| <u>TOTAL (Trial Courts)</u> | 423,054 | 444,198 | 467,291 | 509,218 | 536,832 | 549,948 | +126,894 | 30.0% | +13,116 | + 2.4% | 100.0 | 100.0 |
| Supreme Court | 169 | 173 | 183 | 221 | 232 | 225 | + 56 | +33.1% | - 7 | - 3.0% | | |
| Appellate Division | 3,548 | 3,833 | 3,779 | 4,362 | 4,803 | 5,198 | + 1,650 | +46.5% | + 395 | + 8.2% | | |
| STATE TOTAL | 426,771 | 448,204 | 471,253 | 513,801 | 541,867 | 555,371 | +128,600 | +30.1% | +13,504 | + 2.5% | | |

TOTAL CASES DISPOSED OF
TRIAL COURTS BY COUNTIES OF ASSIGNMENT JUDGES' VICINAGES,
SUPREME COURT AND APPELLATE DIVISION OF THE SUPERIOR COURT

Court Years 1971-72 to 1976-77

| | TOTAL CASES DISPOSED OF | | | | | | CHANGE | | | | TRIAL COURTS % of State Total Cases Disposed of | |
|-----------------------------|-------------------------|---------|---------|---------|---------|---------|------------------------|---------|------------------------|---------|---|---------|
| | 1971-72 | 1972-73 | 1973-74 | 1974-75 | 1975-76 | 1976-77 | 1976-77/1971-72 No. | % | 1976-77/1975-76 No. | % | 1971-72 | 1976-77 |
| Atlantic | 10,098 | 10,246 | 11,535 | 13,790 | 15,219 | 15,781 | 5,683 | 56.3 | 562 | 3.7 | 2.4 | 2.9 |
| Cape May | 3,996 | 4,234 | 4,169 | 5,246 | 6,484 | 6,493 | 2,497 | 62.5 | 9 | 0.1 | 1.0 | 1.2 |
| Cumberland | 7,298 | 7,877 | 9,044 | 10,309 | 10,577 | 11,012 | 3,714 | 50.9 | 435 | 4.1 | 1.7 | 2.1 |
| Salem | 3,288 | 4,395 | 4,464 | 3,929 | 5,427 | 5,341 | 2,053 | 62.4 | - 86 | - 1.6 | 0.8 | 1.0 |
| <u>TOTAL</u> | 24,680 | 26,752 | 29,212 | 33,274 | 37,707 | 38,627 | 13,947 | 56.5 | 920 | 2.4 | 5.9 | 7.2 |
| <u>Bergen</u> | 41,933 | 40,824 | 48,061 | 50,953 | 51,906 | 49,779 | 7,846 | 18.7 | -2,127 | - 4.1 | 10.0 | 9.3 |
| Burlington | 11,998 | 12,938 | 13,837 | 14,610 | 16,478 | 19,421 | 7,423 | 61.9 | 2,943 | 17.9 | 2.9 | 3.6 |
| Ocean | 11,918 | 13,256 | 13,981 | 16,648 | 17,380 | 19,069 | 7,151 | 60.0 | 1,689 | 9.7 | 2.8 | 3.6 |
| <u>TOTAL</u> | 23,916 | 26,194 | 27,818 | 31,258 | 33,858 | 38,490 | 14,574 | 60.9 | 4,632 | 13.7 | 5.7 | 7.2 |
| Camden | 21,628 | 23,405 | 27,592 | 30,233 | 34,680 | 35,752 | 14,124 | 65.3 | 1,072 | 3.1 | 5.2 | 6.7 |
| Gloucester | 7,974 | 8,017 | 8,567 | 10,091 | 10,224 | 11,496 | 3,522 | 44.2 | 1,272 | 12.4 | 1.9 | 2.1 |
| <u>TOTAL</u> | 29,602 | 31,422 | 36,159 | 40,324 | 44,904 | 47,248 | 17,646 | 59.6 | 2,344 | 5.2 | 7.1 | 8.8 |
| <u>Essex</u> | 93,038 | 100,066 | 103,454 | 102,221 | 110,900 | 116,639 | 23,601 | 25.4 | 5,739 | 5.2 | 22.2 | 21.7 |
| <u>Hudson</u> | 44,322 | 46,574 | 44,897 | 46,582 | 45,867 | 43,916 | - 406 | - 0.9 | -1,951 | - 4.3 | 10.6 | 8.2 |
| Hunterdon | 3,020 | 3,221 | 3,701 | 3,308 | 3,377 | 3,101 | 81 | 2.7 | - 276 | - 8.2 | 0.7 | 0.6 |
| Mercer | 16,448 | 18,304 | 20,227 | 22,407 | 22,160 | 23,487 | 7,039 | 42.8 | 1,327 | 6.0 | 3.9 | 4.4 |
| Somerset | 7,371 | 7,896 | 8,389 | 9,092 | 8,772 | 9,878 | 2,507 | 34.0 | 1,106 | 12.6 | 1.8 | 1.8 |
| <u>TOTAL</u> | 26,839 | 29,421 | 32,317 | 34,807 | 34,309 | 36,466 | 9,627 | 35.9 | 2,157 | 6.3 | 6.4 | 6.8 |
| <u>Middlesex</u> | 29,470 | 33,479 | 33,547 | 44,181 | 41,610 | 38,882 | 9,412 | 31.9 | -2,728 | - 6.6 | 7.0 | 7.2 |
| <u>Monmouth</u> | 23,074 | 28,631 | 31,394 | 31,723 | 31,843 | 31,776 | 8,702 | 37.7 | - 67 | - 0.2 | 5.6 | 5.9 |
| Morris | 14,709 | 14,803 | 14,206 | 15,491 | 16,386 | 16,242 | 1,533 | 10.4 | - 144 | - 0.9 | 3.5 | 3.0 |
| Sussex | 3,952 | 4,118 | 4,230 | 5,239 | 5,585 | 5,527 | 1,575 | 39.9 | - 58 | - 1.0 | 1.0 | 1.0 |
| Warren | 2,179 | 2,730 | 2,676 | 3,411 | 3,453 | 3,687 | 1,508 | 69.2 | 234 | 6.8 | 0.5 | 0.7 |
| <u>TOTAL</u> | 20,840 | 21,651 | 21,112 | 24,141 | 25,424 | 25,456 | 4,616 | 22.2 | 32 | 0.1 | 5.0 | 4.7 |
| <u>Passaic</u> | 33,414 | 35,976 | 34,327 | 32,504 | 34,895 | 36,823 | 3,409 | 10.2 | 1,928 | 5.5 | 8.0 | 6.9 |
| <u>Union</u> | 27,423 | 29,945 | 30,939 | 30,714 | 31,528 | 32,628 | 5,205 | 19.0 | 1,100 | 3.5 | 6.5 | 6.1 |
| <u>TOTAL (Trial Courts)</u> | 418,551 | 450,935 | 473,237 | 502,682 | 524,751 | 536,730 | +118,179 | + 28.2% | +11,979 | + 2.3% | 100.0 | 100.0 |
| Supreme Court | 183 | 170 | 179 | 182 | 187 | 244 | + 61 | + 33.3% | + 57 | + 30.5% | | |
| Appellate Division | 2,977 | 3,411 | 3,568 | 3,877 | 4,333 | 4,237 | + 1,260 | + 42.3% | - 96 | - 2.2% | | |
| STATE TOTAL | 421,711 | 454,516 | 476,984 | 506,741 | 529,271 | 541,211 | +119,500 | + 28.3% | +11,940 | + 2.3% | | |

TOTAL CASES PENDING

TRIAL COURTS BY COUNTIES OF ASSIGNMENT JUDGES' VICINAGES,
SUPREME COURT AND APPELLATE DIVISION OF THE SUPERIOR COURT

Court Years 1971-72 to 1976-77

| COUNTY | TOTAL CASES PENDING | | | | | | CHANGE | | | | TRIAL COURTS % of State Total Cases Pending | |
|-----------------------------|---------------------|---------|---------|---------|---------|---------|------------------------|--------|------------------------|---------|---|---------|
| | 1971-72 | 1972-73 | 1973-74 | 1974-75 | 1975-76 | 1976-77 | 1976-77/1971-72 No. | % | 1976-77/1975-76 No. | % | 1971-72 | 1976-77 |
| Atlantic | 2,771 | 2,680 | 3,210 | 3,867 | 3,648 | 4,545 | 1,774 | 64.0 | 897 | 24.6 | 2.2 | 2.8 |
| Cape May | 1,183 | 1,114 | 1,765 | 2,024 | 1,834 | 2,060 | 877 | 74.1 | 226 | 12.3 | 0.9 | 1.3 |
| Cumberland | 1,602 | 1,867 | 2,145 | 2,347 | 2,517 | 2,512 | 910 | 56.8 | - 5 | - 0.2 | 1.3 | 1.5 |
| Salem | 872 | 814 | 781 | 958 | 1,217 | 1,426 | 554 | 63.5 | 209 | 17.2 | 0.7 | 0.9 |
| <u>TOTAL</u> | 6,428 | 6,475 | 7,901 | 9,196 | 9,216 | 10,543 | 4,115 | 64.0 | 1,327 | 14.4 | 5.1 | 6.5 |
| <u>Bergen</u> | 13,934 | 17,865 | 12,556 | 13,398 | 14,371 | 15,812 | 1,878 | 13.5 | 1,441 | 10.0 | 10.9 | 9.8 |
| Burlington | 3,305 | 3,478 | 4,420 | 5,719 | 7,267 | 6,536 | 3,231 | 97.8 | - 731 | - 10.1 | 2.6 | 4.0 |
| Ocean | 3,412 | 3,895 | 4,813 | 5,924 | 6,659 | 7,026 | 3,614 | 105.9 | 367 | 5.5 | 2.7 | 4.4 |
| <u>TOTAL</u> | 6,717 | 7,373 | 9,233 | 11,643 | 13,926 | 13,562 | 6,845 | 101.9 | - 364 | - 2.6 | 5.3 | 8.4 |
| Camden | 9,153 | 9,527 | 11,107 | 13,097 | 13,670 | 14,519 | 5,366 | 58.6 | 849 | 6.2 | 7.2 | 9.0 |
| Gloucester | 2,429 | 3,060 | 3,898 | 4,364 | 5,228 | 5,696 | 3,267 | 134.5 | 468 | 9.0 | 1.9 | 3.5 |
| <u>TOTAL</u> | 11,582 | 12,587 | 15,005 | 17,461 | 18,898 | 20,215 | 8,633 | 74.5 | 1,317 | 7.0 | 9.1 | 12.5 |
| <u>Essex</u> | 23,494 | 20,540 | 17,238 | 19,488 | 21,740 | 24,424 | 930 | 4.0 | 2,684 | 12.4 | 18.4 | 15.1 |
| <u>Hudson</u> | 13,353 | 13,360 | 12,322 | 11,672 | 13,220 | 13,995 | 642 | 4.8 | 775 | 5.9 | 10.5 | 8.6 |
| Hunterdon | 995 | 1,092 | 1,104 | 1,466 | 1,284 | 1,726 | 731 | 73.5 | 442 | 34.4 | 0.8 | 1.1 |
| Mercer | 4,515 | 4,729 | 5,257 | 5,687 | 7,035 | 7,744 | 3,229 | 71.5 | 709 | 10.1 | 3.5 | 4.8 |
| Somerset | 2,043 | 2,155 | 1,909 | 2,336 | 2,868 | 2,485 | 442 | 21.6 | - 383 | - 13.4 | 1.6 | 1.5 |
| <u>TOTAL</u> | 7,553 | 7,976 | 8,270 | 9,489 | 11,187 | 11,955 | 4,402 | 58.3 | 768 | 6.9 | 5.9 | 7.4 |
| <u>Middlesex</u> | 11,568 | 12,440 | 15,955 | 13,690 | 11,540 | 13,510 | 1,942 | 16.8 | 1,970 | 17.1 | 9.0 | 8.3 |
| <u>Monmouth</u> | 8,490 | 8,607 | 7,236 | 7,354 | 9,521 | 10,566 | 2,076 | 24.5 | 1,045 | 11.0 | 6.7 | 6.5 |
| Morris | 4,101 | 3,771 | 4,085 | 4,423 | 4,641 | 5,190 | 1,089 | 26.6 | 549 | 11.8 | 3.2 | 3.2 |
| Sussex | 1,125 | 1,226 | 1,418 | 1,551 | 1,586 | 1,601 | 476 | 42.3 | 15 | 1.0 | 0.9 | 1.0 |
| Warren | 573 | 556 | 736 | 857 | 1,162 | 988 | 415 | 72.4 | - 174 | - 15.0 | 0.5 | 0.6 |
| <u>TOTAL</u> | 5,799 | 5,553 | 6,239 | 6,831 | 7,389 | 7,779 | 1,980 | 34.1 | 390 | 5.3 | 4.6 | 4.8 |
| <u>Passaic</u> | 8,345 | 6,813 | 6,567 | 6,521 | 7,524 | 8,602 | 257 | 3.1 | 1,078 | 14.3 | 6.6 | 5.3 |
| <u>Union</u> | 10,116 | 9,345 | 8,180 | 10,187 | 10,178 | 10,965 | 849 | 8.4 | 787 | 7.7 | 7.9 | 6.8 |
| <u>TOTAL (Trial Courts)</u> | 127,379 | 128,934 | 126,702 | 136,930 | 148,710 | 161,928 | +34,549 | +27.1% | +13,218 | + 8.9% | 100.0 | 100.0 |
| Supreme Court | 104 | 107 | 111 | 150 | 195 | 176 | + 72 | +69.2% | - 19 | - 9.7% | | |
| Appellate Division | 3,092 | 3,514 | 3,725 | 4,266 | 4,746 | 5,707 | + 2,615 | +84.6% | + 961 | + 20.3% | | |
| STATE TOTAL | 130,575 | 132,555 | 130,538 | 141,346 | 153,651 | 167,811 | +37,236 | +28.5% | +14,160 | + 9.2% | | |

SUMMARY OF HOURS ON BENCH AND IN SETTLEMENT CONFERENCE

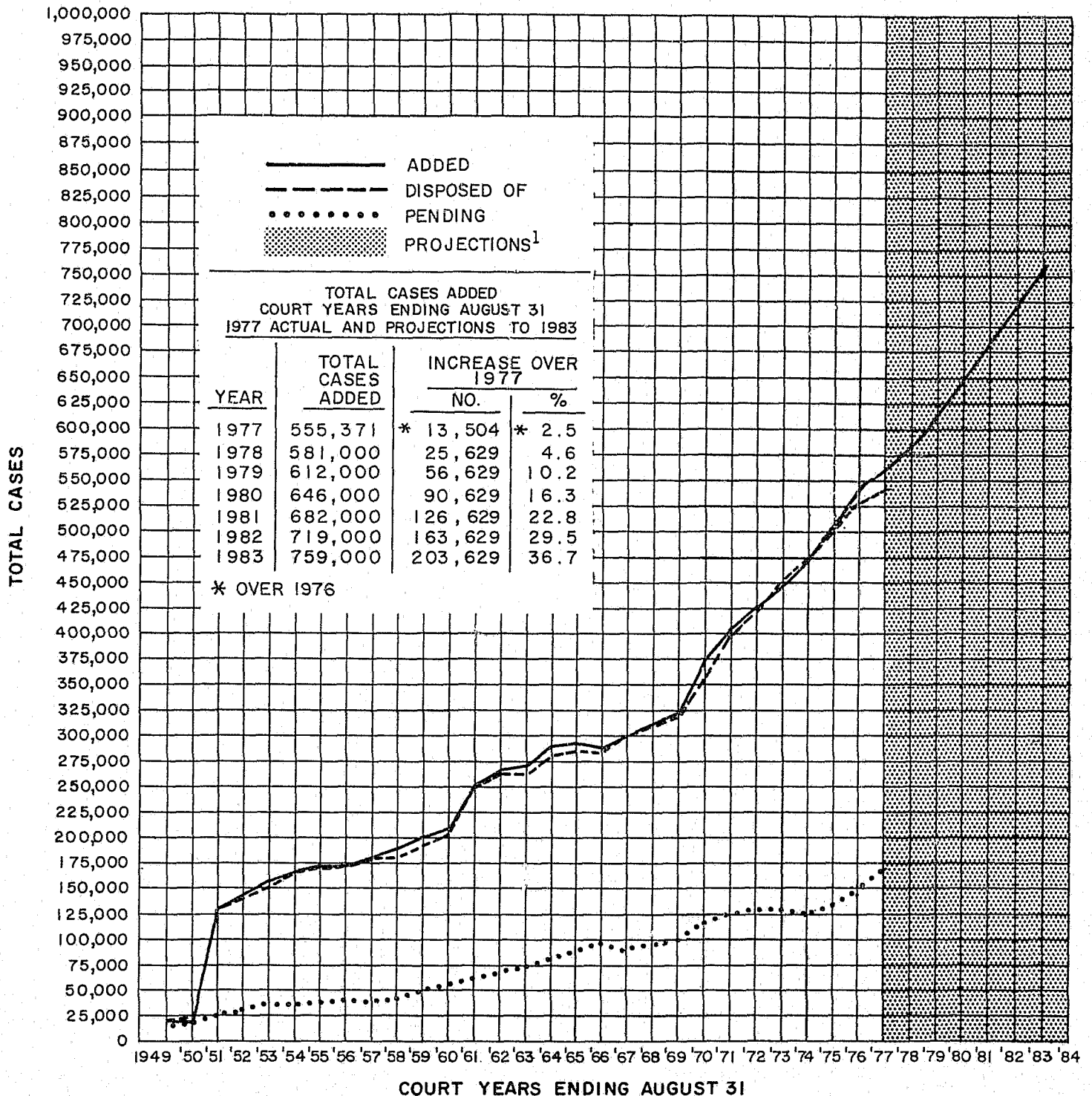
September 1, 1976 to August 31, 1977

| County | Chancery Division | | | Law Division | | Juv. Delinq., JINS and Domestic Relations | District | Total Non- Chancery | Total of Chancery and Non-Chancery | TOTAL 1 YEAR AGO Chancery and Non-Chancery |
|---------------------------|-------------------|-------------|-------------------|--------------|----------|--|----------|---------------------------|--|---|
| | General Equity | Matrimonial | Total Chancery | Civil | Criminal | | | | | |
| Atlantic | 756.5 | 1,064.0 | 1,820.5 | 1,392.6 | 1,847.0 | 1,134.6 | 406.1 | 4,780.3 | 6,600.8 | 7,009.5 |
| Bergen | 1,006.7 | 4,227.5 | 5,234.2 | 9,695.6 | 6,533.7 | 3,051.2 | 4,043.4 | 23,323.9 | 28,558.1 | 30,153.8 |
| Burlington | 429.8 | 1,265.1 | 1,694.9 | 1,835.0 | 1,942.5 | 1,515.9 | 442.9 | 5,736.3 | 7,431.2 | 7,574.8 |
| Camden | 1,169.1 | 1,299.6 | 2,468.7 | 3,948.3 | 6,060.5 | 3,088.1 | 1,068.7 | 14,165.6 | 16,634.3 | 17,429.9 |
| Cape May | 130.0 | 250.2 | 380.2 | 474.0 | 629.6 | 502.0 | 162.5 | 1,768.1 | 2,148.3 | 2,060.8 |
| Cumberland | 104.6 | 615.6 | 720.2 | 1,076.0 | 1,226.5 | 1,453.7 | 427.0 | 4,183.2 | 4,903.4 | 4,651.1 |
| Essex | 1,878.3 | 2,311.0 | 4,189.3 | 9,211.2 | 15,110.9 | 9,369.4 | 3,669.0 | 37,360.5 | 41,549.8 | 43,587.4 |
| Gloucester | 300.3 | 770.2 | 1,070.5 | 749.3 | 1,184.6 | 1,748.1 | 284.3 | 3,966.3 | 5,036.8 | 5,469.4 |
| Hudson | 906.3 | 2,647.3 | 3,553.6 | 6,076.9 | 8,763.9 | 3,981.0 | 3,128.9 | 21,950.7 | 25,504.3 | 23,893.2 |
| Hunterdon | 121.7 | 590.4 | 712.1 | 656.9 | 357.4 | 304.9 | 101.1 | 1,420.3 | 2,132.4 | 2,486.2 |
| Mercer | 515.6 | 1,200.1 | 1,715.7 | 1,930.8 | 2,776.8 | 1,552.0 | 845.6 | 7,105.2 | 8,820.9 | 8,513.6 |
| Middlesex | 676.2 | 1,404.0 | 2,080.2 | 9,106.8 | 6,067.0 | 4,557.0 | 2,156.2 | 21,887.0 | 23,967.2 | 23,848.8 |
| Monmouth | 642.6 | 2,438.0 | 3,080.6 | 4,343.2 | 4,653.6 | 2,357.2 | 1,315.5 | 12,669.5 | 15,750.1 | 14,506.0 |
| Morris | 538.0 | 1,466.9 | 2,004.9 | 3,904.3 | 2,003.9 | 842.9 | 899.5 | 7,650.6 | 9,655.5 | 10,283.2 |
| Ocean | 1,071.9 | 1,009.9 | 2,081.8 | 1,763.2 | 1,510.8 | 989.2 | 515.4 | 4,778.6 | 6,860.4 | 6,367.6 |
| Passaic | 851.0 | 1,929.8 | 2,780.8 | 3,770.2 | 7,538.0 | 1,848.4 | 1,640.2 | 14,796.8 | 17,577.6 | 17,740.4 |
| Salem | 43.8 | 156.4 | 200.2 | 112.4 | 631.6 | 497.1 | 84.8 | 1,325.9 | 1,526.1 | 1,361.6 |
| Somerset | 361.1 | 1,331.2 | 1,692.3 | 1,721.3 | 1,253.1 | 629.4 | 512.6 | 4,116.4 | 5,808.7 | 4,956.3 |
| Sussex | 153.5 | 519.7 | 673.2 | 641.5 | 525.8 | 544.7 | 228.9 | 1,940.9 | 2,614.1 | 2,650.1 |
| Union | 1,110.7 | 1,643.5 | 2,754.2 | 6,525.7 | 6,902.8 | 4,799.0 | 2,343.7 | 20,571.2 | 23,325.4 | 22,358.3 |
| Warren | 65.7 | 314.6 | 380.3 | 480.5 | 502.5 | 446.9 | 253.1 | 1,583.0 | 2,063.3 | 1,912.5 |
| TOTAL | 12,833.4 | 28,455.0 | 41,288.4 | 69,415.7 | 78,022.5 | 45,212.7 | 24,529.4 | 217,180.3 | 258,468.7 | 258,814.5 |
| PERCENT OF TOTAL HOURS | 5.0% | 11.0% | -- | 26.8% | 30.2% | 17.5% | 9.5% | -- | -- | -- |
| TOTAL 1 YEAR AGO | 12,455.1 | 26,768.5 | 39,223.6 | 68,697.7 | 80,129.2 | 45,183.4 | 25,580.6 | 219,590.9 | 258,814.5 | -- |
| PERCENT OF TOTAL HOURS | 4.8% | 10.3% | -- | 26.5% | 31.0% | 17.5% | 9.9% | -- | -- | -- |

COMPARISON OF CASES ADDED
AND MANNER OF DISPOSITION
COURT YEAR 1976-77 COMPARED WITH 1975-76

| | September 1, 1976 TO August 31, 1977 | | September 1, 1975 TO August 31, 1976 | |
|---|--|---------|--|---------|
| | No. | Percent | No. | Percent |
| | | | | |
| <u>Law Division -- Civil:</u> | | | | |
| Added | 39,143 | --- | 36,966 | --- |
| Disposed of (Total) | 33,011 | --- | 30,759 | --- |
| Jury Trials | 2,572 | 7.8% | 2,695 | 8.8% |
| Non-Jury Trials | 1,279 | 3.9% | 1,453 | 4.7% |
| Settled, Dismissed or Discontinued: | | | | |
| Before Trial Date | 14,383 | 43.6% | 12,926 | 42.0% |
| On Trial Date | 13,667 | 41.4% | 12,479 | 40.6% |
| Other (Transferred, etc.) | 1,110 | 3.3% | 1,206 | 3.9% |
| <u>Law Division -- Criminal:</u> | | | | |
| Added | 25,748 | --- | 27,663 | --- |
| Disposed of (Total) | 24,648 | --- | 25,495 | --- |
| Jury Trials | 2,551 | 10.3% | 2,895 | 11.4% |
| Non-Jury Trials | 678 | 2.8% | 695 | 2.7% |
| Plea | 14,002 | 56.8% | 15,197 | 59.6% |
| Dismissal | 7,417 | 30.1% | 6,708 | 26.3% |
| <u>Chancery Division -- General Equity:</u> | | | | |
| Added | 4,130 | --- | 3,936 | --- |
| Disposed of (Total) | 4,328 | --- | 3,910 | --- |
| Jury Trials | 1 | .02% | 4 | 0.1% |
| Non-Jury Trials | 1,012 | 23.4% | 1,028 | 26.3% |
| Settled, Dismissed or Discontinued: | | | | |
| Before Trial Date | 2,900 | 67.0% | 2,506 | 64.1% |
| Other (Transferred, etc.) | 415 | 9.6% | 372 | 9.5% |
| <u>Chancery Division -- Matrimonial:</u> | | | | |
| Added | 22,170 | --- | 23,391 | --- |
| Disposed of (Total) | 22,098 | --- | 22,205 | --- |
| In Court -- Contested | 8,431 | 38.2% | 8,233 | 37.1% |
| Uncontested | 13,330 | 60.3% | 13,588 | 61.2% |
| Settled Out of Court | 22 | 0.1% | 29 | 0.1% |
| Dismissed or Discontinued Out of Court | 315 | 1.4% | 355 | 1.6% |
| To General Equity, Law Division, etc. | 0 | 0.0% | 0 | 0.0% |
| <u>Juvenile & Domestic Relations:</u> | | | | |
| <u>Juvenile Delinquent</u> | | | | |
| Added | 73,400 | --- | 75,862 | --- |
| Disposed of (Total) | 72,986 | --- | 74,752 | --- |
| Downgraded to JINS Complaints | 262 | 0.4% | 162 | 0.2% |
| Marked Inactive | 4,027 | 5.5% | 3,535 | 4.7% |
| Suspended Dispositions (Narcotics) NJSA 24:21-27 (a)(1) | 11 | 0.0% | 39 | 0.1% |
| Referred Elsewhere | 22,496 | 30.8% | 21,645 | 29.0% |
| Represented by Counsel | 23,877 | 32.7% | 23,719 | 31.7% |
| Not Represented by Counsel | 22,313 | 30.6% | 25,652 | 34.3% |
| <u>Juvenile in Need of Supervision</u> | | | | |
| Added | 8,843 | --- | 8,622 | --- |
| Disposed of (Total) | 8,689 | --- | 8,524 | --- |
| Represented by Counsel | 2,057 | 23.7% | 1,695 | 19.9% |
| Not Represented by Counsel | 3,865 | 44.5% | 4,360 | 51.1% |
| Marked Inactive | 496 | 5.7% | 416 | 4.9% |
| Referred Elsewhere | 2,271 | 26.1% | 2,053 | 24.1% |
| <u>Domestic Relations & Recip. Support:</u> | | | | |
| Added | 69,474 | --- | 61,874 | --- |
| Disposed of (Total) | 67,707 | --- | 61,439 | --- |
| By Hearing | 56,478 | 83.4% | 49,189 | 80.1% |
| Referred Elsewhere | 7,796 | 11.5% | 7,614 | 12.4% |
| Marked Inactive | 3,433 | 5.1% | 4,636 | 7.5% |
| <u>District Courts:</u> | | | | |
| Added | 303,057 | --- | 293,917 | --- |
| Disposed of (Total) | 299,048 | --- | 293,177 | --- |
| Jury Trial | 435 | 0.2% | 716 | 0.2% |
| Non-Jury Trial | 51,428 | 17.2% | 53,039 | 18.1% |
| Judgments by Default | 120,849 | 40.4% | 122,471 | 41.8% |
| Settled, Dismissed or Discontinued: | | | | |
| By Dismissal of Inactive Cases | 25,140 | 8.4% | 27,523 | 9.4% |
| Before Trial Date | 30,543 | 10.2% | 25,869 | 8.8% |
| On Trial Date | 67,012 | 22.4% | 60,184 | 20.5% |
| Other (Marked Inactive, Transferred, etc.) | 3,641 | 1.2% | 3,375 | 1.2% |

**TOTAL CASES ADDED, DISPOSED OF AND PENDING, 1949 TO 1977
AND PROJECTIONS¹ OF TOTAL CASES ADDED 1978 TO 1983
(ALL COURTS, EXCEPT MUNICIPAL COURTS)**



¹ PROJECTIONS BASED ON REGRESSION ANALYSIS OF THE HISTORICAL GROWTH OF TOTAL CASES ADDED.

COMPARATIVE SUMMARY
1948-49 to 1960-61

| | 1948 1949 | 1949- 1950 | 1950- 1951 | 1951- 1952 | 1952- 1953 | 1953- 1954 | 1954- 1955 | 1955- 1956 | 1956- 1957 | 1957- 1958 | 1958- 1959 | 1959- 1960 | 1960- 1961 |
|--|---|---|---|---|---|---|---|---|---|---|---|---|---|
| Supreme Court Appeals: Appeals filed and certified Disposed of Pending at end | 247 178 158 | 178 158 160 | 158 160 174 | 160 174 194 | 174 194 187 | 194 187 165 | 187 165 10 | 173 165 18 | 152 157 22 | 221 205 42 | 144 148 38 | 161 150 49 | 136 152 33 |
| Superior Court, App. Div. Appeals: Appeals filed (not including appeals certified by Supreme Court before calendaring) Disposed of Pending at end | 414 537 364 | 537 684 322 | 642 684 322 | 645 557 410 | 652 749 313 | 656 677 292 | 694 600 364 | 678 653 376 | 654 618 412 | 568 595 395 | 733 631 487 | 918 771 634 | 880 851 663 |
| Superior Court, Law Div. & Co. Cts. Combined Civil Cases: Added Disposed of Pending at end | 13,157 12,107 10,495 | 10,799 14,476 7,009 | 11,342 11,812 6,562 | 13,426 11,840 8,158 | 14,015 12,373 9,000 | 13,802 12,973 10,629 | 13,670 13,031 11,448 | 13,124 13,639 11,041 | 15,256 15,506 10,491 | 15,587 14,322 11,666 | 18,366 19,123 15,535 | 20,131 15,063 20,603 | 21,688 19,688 22,604 |
| Criminal Cases: Added Disposed of Pending at end | 8,392 8,392 8,392 | 8,392 8,392 8,392 | 8,392 8,392 8,392 | 8,392 8,392 8,392 | 8,392 8,392 8,392 | 8,392 8,392 8,392 | 8,392 8,392 8,392 | 8,392 8,392 8,392 | 8,392 8,392 8,392 | 8,392 8,392 8,392 | 8,392 8,392 8,392 | 8,392 8,392 8,392 | 8,392 8,392 8,392 |
| Post-Conviction Relief Petitions:**** Added Disposed of Pending at end | 1,786 1,473 566 | 1,487 1,527 466 | 1,667 1,564 569 | 1,710 1,789 490 | 1,740 1,619 611 | 1,814 1,855 570 | 1,761 1,661 621 | 1,886 1,904 603 | 2,014 1,807 710 | 2,137 1,929 920 | 2,046 1,989 981 | 2,304 2,210 1,075 | 2,256 2,290 1,041 |
| Matrimonial Cases: Added Disposed of Pending at end | 5,819 6,283 614 | 5,869 5,479 1,004 | 5,273 5,467 810 | 5,864 5,567 1,107 | 5,745 5,454 1,398 | 5,658 5,374 1,482 | 5,354 5,530 1,506 | 5,455 5,620 1,341 | 5,330 5,614 1,057 | 5,067 5,028 1,096 | 5,271 5,032 1,339 | 5,606 5,381 1,560 | 5,691 5,991 1,280 |
| County Courts Contested Probate Matters: Added Disposed of Pending at end | 11,145 15,587 15,901 | 15,587 15,901 18,258 | 15,901 18,258 21,728 | 18,258 21,728 23,801 | 21,728 23,801 26,722 | 23,801 26,722 29,218 | 26,722 29,218 35,508 | 29,218 35,508 38,495 | 35,508 38,495 45,856 | 38,495 45,856 51,574 | 45,856 51,574 56,940 | 51,574 56,940 56,940 | 56,940 56,940 56,940 |
| Civil Appeals: Added Disposed of Pending at end | 43 609 679 | 43 609 679 | 43 609 679 | 43 609 679 | 43 609 679 | 43 609 679 | 43 609 679 | 43 609 679 | 43 609 679 | 43 609 679 | 43 609 679 | 43 609 679 | 43 609 679 |
| Criminal Appeals: Added Disposed of Pending at end | 261 609 679 | 261 609 679 | 261 609 679 | 261 609 679 | 261 609 679 | 261 609 679 | 261 609 679 | 261 609 679 | 261 609 679 | 261 609 679 | 261 609 679 | 261 609 679 | 261 609 679 |
| Juvenile and Dom. Rel. Courts Hearings Rehearings Total | 11,145 15,587 15,901 | 15,587 15,901 18,258 | 15,901 18,258 21,728 | 18,258 21,728 23,801 | 21,728 23,801 26,722 | 23,801 26,722 29,218 | 26,722 29,218 35,508 | 29,218 35,508 38,495 | 35,508 38,495 45,856 | 38,495 45,856 51,574 | 45,856 51,574 56,940 | 51,574 56,940 56,940 | 56,940 56,940 56,940 |
| **Juvenile Complaints Added Disposed of Pending at end | 15,125 15,217 1,822 | 15,125 15,217 1,822 | 15,125 15,217 1,822 | 15,125 15,217 1,822 | 15,125 15,217 1,822 | 15,125 15,217 1,822 | 15,125 15,217 1,822 | 15,125 15,217 1,822 | 15,125 15,217 1,822 | 15,125 15,217 1,822 | 15,125 15,217 1,822 | 15,125 15,217 1,822 | 15,125 15,217 1,822 |
| ***Juveniles in Need of Supervision" Added Disposed of Pending at end | 15,769 15,702 2,851 | 15,769 15,702 2,851 | 15,769 15,702 2,851 | 15,769 15,702 2,851 | 15,769 15,702 2,851 | 15,769 15,702 2,851 | 15,769 15,702 2,851 | 15,769 15,702 2,851 | 15,769 15,702 2,851 | 15,769 15,702 2,851 | 15,769 15,702 2,851 | 15,769 15,702 2,851 | 15,769 15,702 2,851 |
| **Domestic Relations and Reciprocal Support Complaints Added Disposed of Pending at end | 177,929 177,146 22,766 | 177,929 177,146 22,766 | 177,929 177,146 22,766 | 177,929 177,146 22,766 | 177,929 177,146 22,766 | 177,929 177,146 22,766 | 177,929 177,146 22,766 | 177,929 177,146 22,766 | 177,929 177,146 22,766 | 177,929 177,146 22,766 | 177,929 177,146 22,766 | 177,929 177,146 22,766 | 177,929 177,146 22,766 |
| County District Courts Cases instituted in and transferred to the District Court Disposed of Pending at end | 14,176 107,995 108,182 13,986 | 14,176 107,995 108,182 13,986 | 14,176 107,995 108,182 13,986 | 14,176 107,995 108,182 13,986 | 14,176 107,995 108,182 13,986 | 14,176 107,995 108,182 13,986 | 14,176 107,995 108,182 13,986 | 14,176 107,995 108,182 13,986 | 14,176 107,995 108,182 13,986 | 14,176 107,995 108,182 13,986 | 14,176 107,995 108,182 13,986 | 14,176 107,995 108,182 13,986 | 14,176 107,995 108,182 13,986 |
| TOTAL, All Courts (Except Municipal Courts) Added Juvenile & Domestic Relations Hearings Rehearings TOTAL Disposed of Pending at end | 20,762 18,346 127,650 143,942 156,959 165,770 173,630 172,279 181,554 189,701 201,969 209,672 252,919 | 20,762 18,346 127,650 143,942 156,959 165,770 173,630 172,279 181,554 189,701 201,969 209,672 252,919 | 20,762 18,346 127,650 143,942 156,959 165,770 173,630 172,279 181,554 189,701 201,969 209,672 252,919 | 20,762 18,346 127,650 143,942 156,959 165,770 173,630 172,279 181,554 189,701 201,969 209,672 252,919 | 20,762 18,346 127,650 143,942 156,959 165,770 173,630 172,279 181,554 189,701 201,969 209,672 252,919 | 20,762 18,346 127,650 143,942 156,959 165,770 173,630 172,279 181,554 189,701 201,969 209,672 252,919 | 20,762 18,346 127,650 143,942 156,959 165,770 173,630 172,279 181,554 189,701 201,969 209,672 252,919 | 20,762 18,346 127,650 143,942 156,959 165,770 173,630 172,279 181,554 189,701 201,969 209,672 252,919 | 20,762 18,346 127,650 143,942 156,959 165,770 173,630 172,279 181,554 189,701 201,969 209,672 252,919 | 20,762 18,346 127,650 143,942 156,959 165,770 173,630 172,279 181,554 189,701 201,969 209,672 252,919 | 20,762 18,346 127,650 143,942 156,959 165,770 173,630 172,279 181,554 189,701 201,969 209,672 252,919 | 20,762 18,346 127,650 143,942 156,959 165,770 173,630 172,279 181,554 189,701 201,969 209,672 252,919 | 20,762 18,346 127,650 143,942 156,959 165,770 173,630 172,279 181,554 189,701 201,969 209,672 252,919 |
| Municipal Courts Disposed of by Municipal Court Hearings: Moving traffic cases Parking cases Non-traffic cases Disposed of in Violations Bureau: Moving traffic cases Parking cases Non-traffic cases Total | 78,062 48,004 69,983 61,270 301,183 359,497 | 97,330 50,760 69,455 64,608 357,544 639,697 | 103,840 54,968 74,134 69,032 391,393 693,367 | 120,861 56,907 76,730 88,075 413,908 756,481 | 136,953 76,526 74,992 117,246 489,229 894,946 | 156,020 95,182 72,705 154,530 582,169 1,063,606 | 152,123 79,469 69,744 191,716 720,859 1,213,916 | 155,141 60,346 74,695 202,809 822,500 1,315,491 | 150,282 61,706 78,063 226,632 830,750 1,347,433 | 160,283 72,958 76,538 232,971 876,199 1,420,724 | 159,879 72,954 84,759 261,915 926,374 1,508,459 | 156,421 82,962 93,026 270,529 1,011,201 1,614,174 | |
















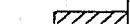













*New unit of reporting commencing 1956-57 court year
 **New unit of reporting commencing July, 1960
 ***"Juveniles in Need of Supervision" Statute Effective March 1, 1974
 ****Rule 3:22, effective 1/1/65.
 NOTE: The year-to-year figures on cases pending, added, disposed of and pending at ending of the subsequent year may not balance because of "recounts".

COMPARATIVE SUMMARY

1961-62 to 1976-77

| 1961- 1962 | 1962- 1963 | 1963- 1964 | 1964- 1965 | 1965- 1966 | 1966- 1967 | 1967- 1968 | 1968- 1969 | 1969- 1970 | 1970- 1971 | 1971- 1972 | 1972- 1973 | 1973- 1974 | 1974- 1975 | 1975- 1976 | 1976- 1977 |
|-------------------------------|-------------------------------|-------------------------------|-------------------------------|-------------------------------|-------------------------------|-------------------------------|--------------------------------|--------------------------------|--------------------------------|--------------------------------|--------------------------------|--------------------------------|--------------------------------|--------------------------------|--------------------------------|
| 189 151 71 | 133 152 52 | 140 145 47 | 133 141 39 | 209 157 91 | 160 131 120 | 142 170 92 | 139 154 77 | 170 167 80 | 195 157 118 | 169 183 104 | 173 170 107 | 183 179 111 | 221 182 150 | 232 187 195 | 225 244 176 |
| 1,039 1,054 649 | 1,061 947 762 | 1,166 1,000 929 | 1,121 921 1,139 | 1,263 1,560 942 | 1,548 1,339 931 | 1,814 1,531 1,266 | 2,026 1,619 1,073 | 2,337 1,835 2,185 | 2,665 2,349 2,521 | 3,548 2,977 3,092 | 3,833 3,411 3,914 | 3,779 3,568 3,725 | 4,362 3,877 4,266 | 4,803 4,333 4,746 | 5,198 4,237 5,707 |
| 24,145 23,056 23,830 | 25,230 23,315 25,745 | 27,825 22,768 30,602 | 30,035 28,439 32,425 | 31,576 29,323 41,072 | 32,125 29,783 44,581 | 35,555 33,992 46,152 | 34,341 33,875 46,457 | 33,898 31,528 48,673 | 32,324 31,452 49,183 | 31,107 30,501 44,560 | 31,750 30,896 39,656 | 32,168 30,363 36,466 | 35,201 31,960 40,654 | 36,966 30,759 46,992 | 39,143 33,011 43,084 |
| 11,566 11,805 8,698 | 12,728 11,629 9,797 | 12,930 11,304 11,579 | 12,602 11,916 12,336 | 11,506 12,517 11,025 | 12,123 10,796 11,133 | 14,273 13,074 12,354 | 17,209 14,746 14,813 | 19,924 16,823 17,802 | 25,459 22,367 20,761 | 29,127 27,362 28,322 | 25,134 25,427 21,905 | 24,170 24,434 22,248 | 27,567 23,260 26,571 | 27,663 25,435 28,724 | 25,748 24,648 29,824 |
| | | | 356 307 247 | 352 457 122 | 426 336 164 | 399 377 165 | 372 370 149 | 347 302 103 | 358 361 98 | 445 432 112 | 468 417 142 | 488 469 161 | 304 402 68 | 227 241 55 | 227 226 56 |
| 2,470 2,261 1,290 | 2,352 2,248 1,394 | 2,725 2,541 1,540 | 2,555 2,421 1,674 | 2,709 2,519 1,624 | 2,971 2,931 1,484 | 2,636 2,519 1,602 | 2,473 2,535 1,482 | 2,443 2,447 1,490 | 2,807 2,530 1,772 | 2,867 2,850 2,090 | 3,301 3,180 2,218 | 3,596 3,469 2,326 | 3,844 3,923 2,657 | 3,936 3,910 2,684 | 4,130 4,388 2,466 |
| 5,885 6,019 1,126 | 6,183 5,874 1,435 | 6,485 6,186 1,734 | 6,403 6,402 2,134 | 7,727 8,173 1,632 | 8,100 7,974 1,814 | 9,056 9,133 1,737 | 9,222 9,155 1,807 | 11,041 10,465 2,370 | 13,349 13,240 2,455 | 17,940 15,859 4,536 | 22,933 22,337 4,993 | 20,790 20,808 5,000 | 22,782 21,564 5,764 | 23,321 22,205 6,948 | 22,170 22,098 7,020 |
| 321 306 98 | 260 264 94 | 231 270 105 | 247 241 111 | 262 244 129 | 263 277 115 | 234 242 106 | 237 234 107 | 240 244 103 | 240 244 109 | 324 340 95 | 332 336 145 | 347 339 163 | 404 395 163 | 584 519 233 | 693 653 273 |
| 173 192 75 | 174 150 99 | 207 184 122 | 157 192 87 | 186 194 79 | 155 153 81 | 206 146 137 | 157 205 89 | 184 170 104 | 190 189 105 | 92 161 21 | : | : | : | : | : |
| 1,612 1,725 336 | 1,784 1,694 426 | 1,886 1,791 521 | 2,160 2,120 561 | 2,182 2,231 512 | 2,212 2,185 542 | 2,353 2,309 587 | 2,617 2,519 685 | 2,505 2,618 543 | 2,355 2,359 565 | 2,269 2,236 610 | 3,238 3,117 725 | 3,375 3,331 769 | 3,626 3,566 797 | 3,746 3,732 856 | 3,063 3,336 573 |
| 32,167 30,157 63,324 | 33,442 30,271 63,713 | 38,368 39,736 78,104 | 43,659 44,428 88,087 | 41,902 41,819 83,721 | 51,017 42,598 93,615 | 55,863 44,017 99,880 | : | : | : | : | : | : | : | : | : |
| 18,048 17,446 2,424 | 20,222 18,902 3,995 | 25,016 24,851 4,160 | 26,827 26,405 4,492 | 26,914 26,608 4,708 | 29,966 29,735 4,939 | 35,886 32,754 8,071 | 42,200 40,976 9,632 | 50,304 49,693 10,467 | 53,581 55,216 8,836 | 58,816 57,239 10,275 | 63,852 63,175 10,903 | 68,547 69,451 10,004 | 74,743 73,893 10,925 | 75,862 74,752 11,902 | 73,400 72,986 12,316 |
| | | | | | | | | | | | | 3,789 3,322 662 | 7,867 7,852 677 | 8,622 8,524 776 | 8,843 8,689 930 |
| 16,434 16,587 2,698 | 17,676 17,075 3,514 | 18,879 18,915 3,478 | 19,790 19,381 3,687 | 19,918 18,243 5,562 | 21,100 23,001 3,661 | 21,023 21,384 3,300 | 31,539 30,520 4,310 | 35,466 35,131 4,683 | 35,089 34,874 5,015 | 40,454 40,046 5,414 | 41,407 42,723 3,863 | 49,358 49,619 3,461 | 50,829 50,235 4,669 | 61,874 61,439 4,736 | 69,474 67,707 6,503 |
| 184,905 184,236 23,374 | 183,264 180,523 26,115 | 193,046 190,557 28,604 | 191,726 188,319 32,011 | 184,627 187,723 28,915 | 190,967 197,174 28,708 | 188,734 191,409 20,033 | 180,674 182,049 18,639 | 215,431 207,164 28,908 | 237,548 232,228 34,238 | 239,213 236,108 37,344 | 251,783 253,277 44,364 | 260,664 262,832 45,442 | 280,941 285,582 44,580 | 293,917 295,177 44,654 | 303,057 299,008 48,863 |
| 266,767 | 271,067 | 290,586 | 294,602 | 289,431 | 302,117 | 312,310 | 323,206 | 374,404 | 405,880 | 426,771 | 448,204 | 471,253 | 513,801 | 541,867 | 555,371 |
| 32,167 30,157 63,324 | 33,442 30,271 63,713 | 38,368 39,736 78,104 | 43,659 44,428 88,087 | 41,902 41,819 83,721 | 51,017 42,598 93,615 | 55,863 44,017 99,880 | : | : | : | : | : | : | : | : | : |
| 264,898 64,628 | 262,773 73,386 | 280,512 83,617 | 287,396 91,143 | 284,186 96,369 | 304,925 92,333 | 309,067 95,612 | 319,037 99,920 | 358,727 117,511 | 397,587 125,782 | 421,711 130,575 | 454,516 132,555 | 476,984 130,538 | 506,741 141,346 | 529,271 153,651 | 541,211 167,811 |
| 168,465 70,391 91,140 | 177,974 75,410 94,103 | 187,304 85,826 105,570 | 209,659 99,351 104,196 | 223,393 120,791 112,233 | 226,776 130,806 114,551 | 234,485 124,463 117,692 | 256,100 126,051 132,283 | 265,060 147,705 143,168 | 295,320 164,640 197,989 | 304,054 202,484 161,071 | 309,905 158,975 162,582 | 323,441 154,604 177,915 | 337,037 127,051 195,945 | 332,505 136,235 206,703 | 331,742 132,007 203,754 |
| 268,051 1,009,818 3,223 | 280,681 1,038,784 2,935 | 287,275 1,076,468 4,257 | 331,620 1,097,263 5,880 | 354,123 1,237,229 6,707 | 360,436 1,198,321 8,437 | 368,517 1,225,995 8,220 | 414,051 1,308,798 11,204 | 402,236 1,521,846 12,905 | 463,130 1,645,379 12,498 | 555,469 1,701,651 12,483 | 599,740 1,684,833 13,700 | 598,247 1,705,097 15,476 | 660,372 1,725,894 16,911 | 644,944 1,722,420 19,134 | 611,778 1,801,670 20,619 |
| 1,611,088 | 1,669,887 | 1,746,700 | 1,847,969 | 2,054,476 | 2,039,327 | 2,079,322 | 2,248,487 | 2,492,920 | 2,738,956 | 2,937,212 | 2,929,735 | 2,974,780 | 3,132,630 | 3,061,941 | 3,101,570 |

NUMBER OF JUDGESHIPS ^{1/} AND CASES ADDED
COURT YEARS ENDING AUGUST 31
1977 COMPARED WITH 1976 AND 1972

| | 1977 | 1976 | 1972 | PERCENTAGE CHANGE |  1977/1976 |  1977/1972 | % INCREASE 1977/76 1977/72 |
|--|----------------|----------------|----------------|-------------------|---|---|----------------------------------|
| JUDGESHIPS AUTHORIZED | 306 | 295 | 268 | |  |  | + 3.7 % + 14.2 % |
| JUDGES IN OFFICE | 274 | 263 | 248 | |  |  | + 4.2 % + 10.5 % |
| JUDGESHIP VACANCIES | 32 | 32 | 20 | | |  | 0.0 % + 60.0 % |
| <u>TOTAL CASES ADDED</u> | <u>555,371</u> | <u>541,867</u> | <u>426,771</u> | |  |  | + 2.5 % + 30.1 % |
| ^{2/} SUPREME COURT | 225 | 232 | 169 | |  |  | - 3.0 % + 33.1 % |
| ^{3/} APPELLATE DIV. SUPERIOR COURT | 5,198 | 4,803 | 3,548 | |  |  | + 8.2 % + 46.5 % |
| CIVIL (LAW DIV.) | 39,143 | 36,966 | 31,107 | |  |  | + 5.9 % + 25.8 % |
| CRIMINAL | 25,748 | 27,663 | 29,127 | |  |  | - 6.9 % - 11.6 % |
| POST-CONVICTION RELIEF CONTESTED PROBATE, APPEALS TO COUNTY COURTS | 3,983 | 4,601 | 3,430 | |  |  | - 13.4 % + 16.1 % |
| GENERAL EQUITY | 4,130 | 3,936 | 2,967 | |  |  | + 4.9 % + 39.2 % |
| MATRIMONIAL | 22,170 | 23,391 | 17,940 | |  |  | - 5.2 % + 23.6 % |
| ^{4/} JUVENILE | 82,243 | 84,484 | 58,816 | |  |  | - 2.7 % + 39.8 % |
| DOM. REL. & RECIP. SUP. | 69,474 | 61,874 | 40,454 | |  |  | + 12.3 % + 71.7 % |
| DISTRICT | 303,057 | 293,917 | 239,213 | |  |  | + 3.1 % + 26.7 % |














^{1/} AS OF SEPTEMBER 1, OF EACH YEAR.

^{2/} INCLUDES CERTIFICATIONS.

^{3/} DOES NOT INCLUDE APPEALS CERTIFIED BY SUPREME COURT BEFORE CALENDARING.

^{4/} DATA INCLUDES JUVENILES IN NEED OF SUPERVISION (JINS), STATUTE EFFECTIVE MARCH 1, 1974. 1977= 8,843; 1976= 8,622; 1975= 7,867; 1974 = 3,788

NUMBER OF JUDGESHIPS ^{1/} AND CASES DISPOSED OF
COURT YEARS ENDING AUGUST 31
1977 COMPARED WITH 1976 AND 1972






























| | 1977 | 1976 | 1972 | PERCENTAGE CHANGE | 1977 / 1976 1977 / 1972 | % INCREASE 1977 / 76 1977 / 72 |
|---|----------------|----------------|----------------|---|----------------------------|--------------------------------------|
| JUDGESHIPS AUTHORIZED | 306 | 295 | 268 |  | + 3.7% + 14.2% | |
| JUDGES IN OFFICE | 274 | 263 | 248 |  | + 4.2% + 10.5% | |
| JUDGESHIP VACANCIES | 32 | 32 | 20 |  | 0.0% + 60.0% | |
| <u>TOTAL CASES DISPOSED OF</u> | <u>541,211</u> | <u>529,271</u> | <u>421,711</u> |  | + 2.3% + 28.3% | |
| SUPREME COURT | 244 | 187 | 183 |  | + 30.5% + 33.3% | |
| 2/ APPELLATE DIV. SUPERIOR COURT | 4,237 | 4,333 | 2,977 |  | - 2.2% + 42.3% | |
| CIVIL (LAW DIV.) | 33,011 | 30,759 | 35,801 |  | + 7.3% - 7.8% | |
| CRIMINAL | 24,648 | 25,495 | 27,362 | | - 3.3% - 9.9% | |
| POST-CONVICTION RELIEF, CONTESTED PROBATE, APPEALS TO COUNTY COURTS | 4,215 | 4,490 | 3,489 |  | - 6.1% + 20.8% | |
| GENERAL EQUITY | 4,328 | 3,910 | 2,650 |  | + 10.7% + 63.3% | |
| MATRIMONIAL | 22,098 | 22,205 | 15,858 |  | - 0.5% + 39.4% | |
| 3/ JUVENILE | 81,675 | 83,276 | 57,239 |  | - 1.9% + 42.7% | |
| DOM. REL. & RECIP. SUP. | 67,707 | 61,439 | 40,046 |  | + 10.2% + 69.1% | |
| DISTRICT | 299,048 | 293,177 | 236,106 |  | + 2.0% + 26.7% | |

^{1/} AS OF SEPTEMBER 1, OF EACH YEAR

^{2/} DOES NOT INCLUDE APPEALS CERTIFIED BY SUPREME COURT BEFORE CALENDARING.

^{3/} DATA INCLUDES JUVENILES IN NEED OF SUPERVISION (JINS), STATUTE EFFECTIVE MARCH 1, 1974. 1977 = 8,689; 1976 = 8,524; 1975 = 7,852; 1974 = 3,122

NUMBER OF JUDGESHIPS^{1/} AND CASES PENDING
COURT YEARS ENDING AUGUST 31
1977 COMPARED WITH 1976 AND 1972

| | 1977 | 1976 | 1972 | PERCENTAGE CHANGE |  1977/1976 |  1977/1972 | % INCREASE 1977/76 1977/72 |
|---|----------------|------------------------------|----------------|--|---|---|----------------------------------|
| JUDGESHIPS AUTHORIZED | 306 | 295 | 268 |  |  | | + 3.7% + 14.2% |
| JUDGES IN OFFICE | 274 | 263 | 248 |  |  | | + 4.2% + 10.5% |
| JUDGESHIP VACANCIES | 32 | 32 | 20 | |  | | 0.0% + 60.0% |
| <u>TOTAL CASES PENDING</u> | <u>167,811</u> | <u>153,651</u> ^{3/} | <u>130,575</u> |  |  | | + 9.2% + 28.5% |
| SUPREME COURT | 176 | 195 | 104 |  |  | | - 9.7% + 69.2% |
| APPELLATE DIV. SUPERIOR COURT | 5,707 | 4,746 | 3,092 |  |  | | + 20.3% + 84.6% |
| CIVIL (LAW DIV.) | 53,084 | 46,952 | 44,560 |  |  | | + 13.1% + 19.1% |
| CRIMINAL | 29,824 | 28,724 | 22,322 |  |  | | + 3.8% + 33.6% |
| POST-CONVICTION RELIEF, CONTESTED PROBATE, APPEALS TO COUNTY COURTS | 902 | 1,134 | 838 |  |  | | - 20.5% + 7.6% |
| GENERAL EQUITY | 2,486 | 2,684 | 2,090 |  |  | | - 7.4% + 19.0% |
| MATRIMONIAL | 7,020 | 6,948 | 4,536 |  |  | | + 1.0% + 54.8% |
| ^{2/} JUVENILE | 13,246 | 12,678 | 10,275 |  |  | | + 4.5% + 28.9% |
| DOM. REL. & RECIP. SUP. | 6,503 | 4,736 | 5,414 |  |  | | + 37.3% + 20.1% |
| DISTRICT | 48,863 | 44,854 | 37,344 |  |  | | + 8.9% + 30.9% |

^{1/} AS OF SEPTEMBER 1, OF EACH YEAR.

^{2/} DATA INCLUDES THE JUVENILES IN NEED OF SUPERVISION (JINS), STATUTE EFFECTIVE MARCH 1, 1974. 1977 = 930; 1976 = 775; 1975 = 677; 1974 = 662.

^{3/} DATA DIFFERS FROM CASES PENDING AUGUST 31, 1976 AS REPORTED IN 1975-76 ANNUAL REPORT, BECAUSE OF RECOUNTS BY THE COUNTIES RESULTING FROM THEIR PERIODIC PHYSICAL INVENTORIES AND THE DISCOVERY OF OTHER REPORTING ERRORS IN THE COUNTIES DURING THE COURSE OF THE YEAR.

CUMULATIVE TOTAL

SEPTEMBER 1976 - AUGUST 1977

TRIAL JUDGE DAYS POSSIBLE, AVAILABLE¹
AND LOST DUE TO VACANCIES.

| MONTH | COURT DAYS | AVERAGE NUMBER OF TRIAL JUDGESHIPS | TOTAL POSS. WORK DAYS | TOTAL AVAIL. WORK DAYS | TOTAL DAYS LOST DUE TO VACANCIES |
|---------------------|------------|--|--------------------------|---------------------------|--|
| SEPTEMBER | 14 | 260 | 3,640 | 3,109 | 531 |
| OCTOBER | 20 | 260 | 5,200 | 4,499 | 701 |
| NOVEMBER | 17 | 260 | 4,420 | 3,883 | 537 |
| DECEMBER | 17 | 260 | 4,420 | 3,867 | 553 |
| JANUARY | 20 | 260 | 5,200 | 4,552 | 648 |
| FEBRUARY | 19 | 260 | 4,940 | 4,362 | 578 |
| MARCH | 23 | 260 | 5,980 | 5,283 | 697 |
| APRIL | 15 | 260.80* | 3,912 | 3,450 | 462 |
| MAY | 20 | 263.10* | 5,262 | 4,653 | 609 |
| JUNE | 22 | 264 | 5,808 | 5,135 | 673 |
| JULY | 20 | 264.60* | 5,292 | 4,695 | 597 |
| AUGUST | 20. | 265 | 5,300 | 4,675 | 625 |
| TOTAL (1 YEAR) | 227 | 261.56* | 59,374 | 52,163 | 7,211 |

1/ Supreme Court, Appellate Division, Assignment Judges and retired judges excluded from count. Superior Court judges counted in the county worked each day. Lower Court judges counted in court and county of permanent assignment, unless transferred to another county, then counted in the court and county transferred to.

* Fractional numbers of average judgeships are due to trial judge positions being established in mid - month.

Source: Judges' Weekly Reports.

AVERAGE AVAILABLE FULL TIME TRIAL JUDGES

SEPTEMBER 1976 - AUGUST 1977¹

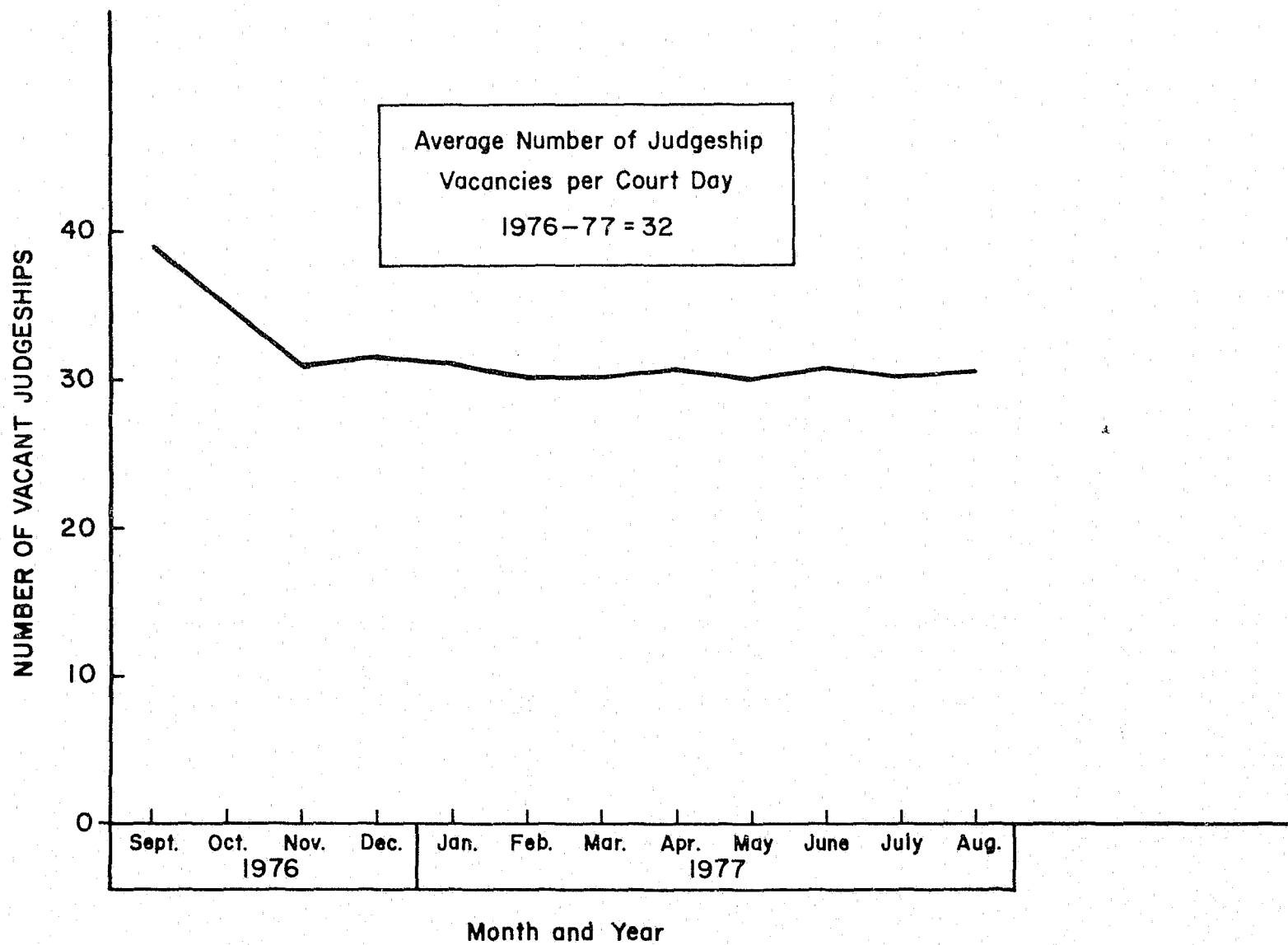
| VICINAGES | TOTAL AVAILABLE FULL TIME TRIAL JUDGE COURT DAYS | COURT DAYS | AVERAGE AVAIL - ABLE FULL TIME TRIAL JUDGES |
|---------------------|--|------------|---|
| <u>Vicinage #1</u> | | | |
| Atlantic | 1,111 | 227 | 4.90 |
| Cape May | 443.5 | " | 1.95 |
| Cumberland | 838 | " | 3.69 |
| Salem | 258.5 | " | 1.14 |
| <u>Total</u> | <u>2,651</u> | " | <u>11.68</u> |
| <u>Vicinage #2</u> | | | |
| Bergen | 5,976 | " | 26.32 |
| <u>Vicinage #3</u> | | | |
| Burlington | 1,484 | " | 6.54 |
| Ocean | 1,585 | " | 6.98 |
| <u>Total</u> | <u>3,069</u> | " | <u>13.52</u> |
| <u>Vicinage #4</u> | | | |
| Camden | 3,318 | " | 14.62 |
| Gloucester | 969 | " | 4.27 |
| <u>Total</u> | <u>4,287</u> | " | <u>18.89</u> |
| <u>Vicinage #5</u> | | | |
| Essex | 8,020 | " | 35.33 |
| <u>Vicinage #6</u> | | | |
| Hudson | 5,240 | " | 23.08 |
| <u>Vicinage #7</u> | | | |
| Hunterdon | 471.5 | " | 2.08 |
| Mercer | 1,983 | " | 8.74 |
| Somerset | 1,394.5 | " | 6.14 |
| <u>Total</u> | <u>3,849</u> | " | <u>16.96</u> |
| <u>Vicinage #8</u> | | | |
| Middlesex | 4,536 | " | 19.98 |
| <u>Vicinage #9</u> | | | |
| Monmouth | 3,178 | " | 14.00 |
| <u>Vicinage #10</u> | | | |
| Morris | 1,834.5 | " | 8.08 |
| Sussex | 473.5 | " | 2.09 |
| Warren | 463 | " | 2.04 |
| <u>Total</u> | <u>2,771</u> | " | <u>12.21</u> |
| <u>Vicinage #11</u> | | | |
| Passaic | 3,771 | " | 16.61 |
| <u>Vicinage #12</u> | | | |
| Union | 4,815 | " | 21.21 |
| <u>STATE TOTALS</u> | <u>52,163</u> | " | <u>229.79</u> |
| <u>VACANCIES *</u> | <u>7,211</u> | " | <u>31.77</u> |

* Full time trial judge days lost due to vacancies - 7,211

1/ Supreme Court, Appellate Division, Assignment Judges and retired judges excluded from count. Superior Court judges counted in the county worked each day. Lower Court judges counted in court and county of permanent assignment, unless transferred to another county, then counted in the court and county transferred to.

Source: Judges' Weekly Reports.

NUMBER OF JUDGESHIP VACANCIES (BY MONTH)
PER COURT DAY DURING COURT YEAR 1976 - 77



NUMBER OF COURT DAYS LOST (BY MONTH) DUE TO JUDICIAL VACANCIES DURING COURT YEAR 1976-77

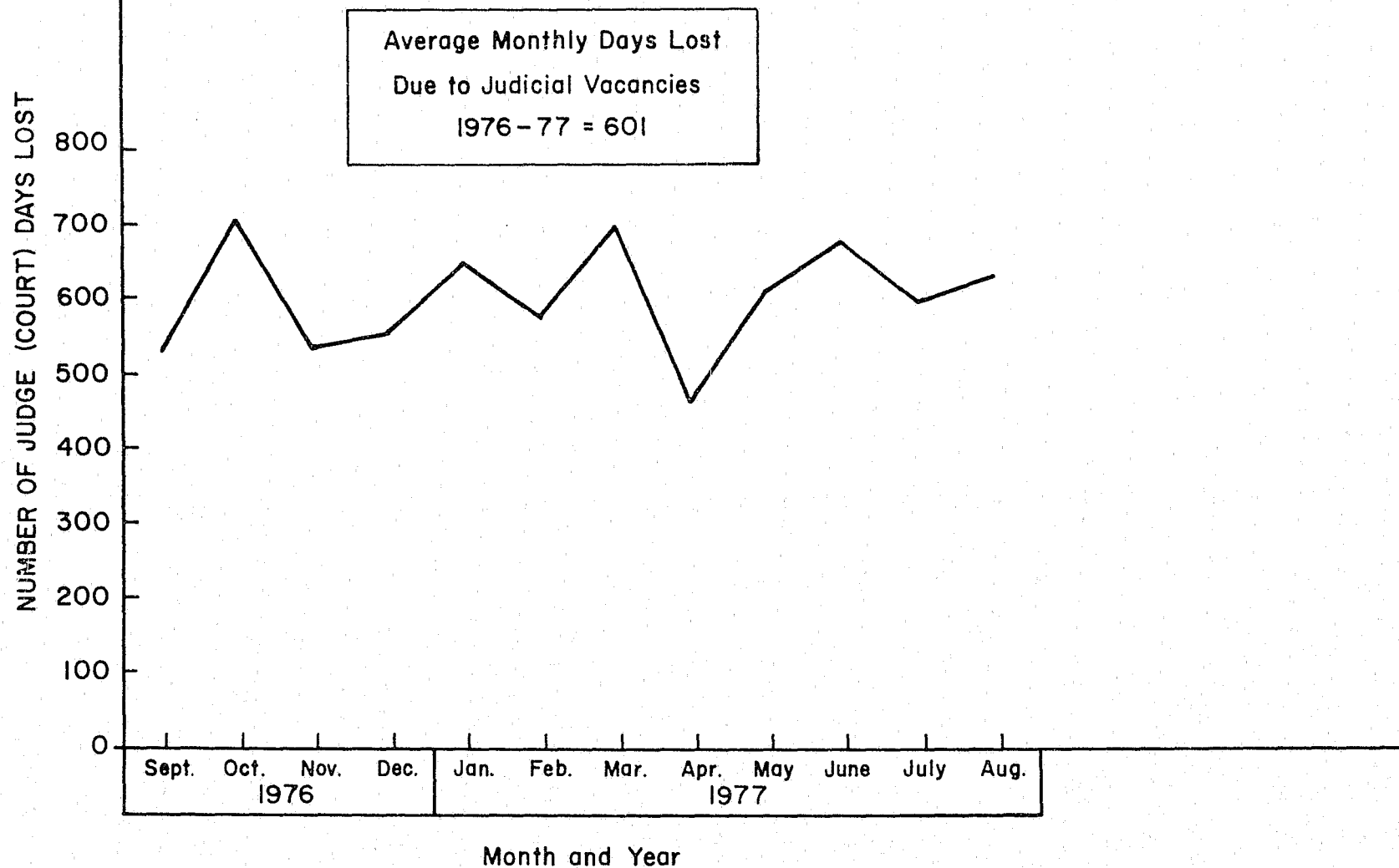


TABLE I

CUMULATIVE STATE TOTAL OF COURT DAYS WORKED¹ BY RETIRED JUDGES, TEMPORARILY RECALLED TO SIT ON THE TRIAL COURTS

SEPTEMBER 1976 - AUGUST 1977

| MONTH | NUMBER OF COURT DAYS | NUMBER OF RETIRED JUDGES WORKING AT LEAST 1/2 COURT DAY | TOTAL TRIAL COURT DAYS WORKED BY RETIRED JUDGES | AVERAGE NUMBER OF RETIRED JUDGES WORKING PER COURT DAY |
|---------------------|----------------------|---|---|--|
| SEPTEMBER | 14 | 10 | 122 | 8.71 |
| OCTOBER | 20 | 10 | 168.5 | 8.43 |
| NOVEMBER | 17 | 10 | 131 | 7.71 |
| DECEMBER | 17 | 7 | 76.5 | 4.50 |
| JANUARY | 20 | 8 | 108 | 5.40 |
| FEBRUARY | 19 | 6 | 101 | 5.32 |
| MARCH | 23 | 8 | 145.5 | 6.33 |
| APRIL | 15 | 10 | 97 | 6.47 |
| MAY | 20 | 9 | 156 | 7.80 |
| JUNE | 22 | 9 | 168 | 7.64 |
| JULY | 20 | 8 | 119 | 5.95 |
| AUGUST | 20 | 3 | 53 | 2.65 |
| TOTAL (1 YEAR) | 227 | 11* | 1,445.5 | 6.37 |

Source: Judges' Weekly Reports.

1/ Days worked by Retired Judges counted on a half day basis (Morning only = half day; Afternoon only = half day; Both Morning and Afternoon = 1 day) as indicated on the Judges Weekly Reports.

* Eleven different retired judges have worked on the trial courts from September 1976 to August 1977; however, not all of them worked in each month.

TABLE II

BREAKDOWN BY COUNTY:

CUMULATIVE TOTAL OF COURT DAYS WORKED¹ BY RETIRED
JUDGES, TEMPORARILY RECALLED TO SIT ON THE TRIAL COURTS

SEPTEMBER 1976 - AUGUST 1977

| COUNTY/ VICINAGE ² | COURT DAYS WORKED BY RETIRED JUDGES IN TRIAL COURTS | | | | | | | | | | | | CUMULATIVE TOTAL COURT DAYS WORKED ¹ SEP. '76 TO AUG. '77 |
|----------------------------------|--|--------------|------------|-------------|------------|------------|--------------|-----------|------------|------------|------------|-----------|---|
| | SEP. | OCT. | NOV. | DEC. | JAN. | FEB. | MAR. | APR. | MAY | JUNE | JULY | AUG. | |
| <u>Vicinage #1</u> | | | | | | | | | | | | | |
| Atlantic | 19.5 | 38 | 26.5 | 6 | 1 | 14.5 | 7 | 4 | 9 | 6 | 4.5 | 0 | 136 |
| Cape May | 6 | 1 | 3.5 | 0 | 0 | 3.5 | 3.5 | 2 | 3 | 6 | 1.5 | 0 | 30 |
| Cumberland | 2.5 | 0 | 0 | 0 | 7 | 1 | 9 | 0 | 8.5 | 15.5 | 7.5 | 0 | 51 |
| Salem | 0 | 0 | 0 | 0 | 9 | 11 | 3.5 | 1 | 4.5 | 7.5 | 17.5 | 15 | 69 |
| <u>Total</u> | <u>28</u> | <u>39</u> | <u>30</u> | <u>6</u> | <u>17</u> | <u>30</u> | <u>23</u> | <u>7</u> | <u>25</u> | <u>35</u> | <u>31</u> | <u>15</u> | <u>286</u> |
| <u>Vicinage #2</u> | | | | | | | | | | | | | |
| Bergen | NO | DAYS | WORKED | | | | | | | | | | |
| <u>Vicinage #3</u> | | | | | | | | | | | | | |
| Burlington | | | | | | | | | | | | | |
| Ocean | | | | | | | | | | | | | |
| <u>Total</u> | NO | DAYS | WORKED | | | | | | | | | | |
| <u>Vicinage #4</u> | | | | | | | | | | | | | |
| Camden | 13 | 6 | 16 | 1 | 19 | 0 | 19 | 1 | 20 | 10 | 15 | 0 | 120 |
| Gloucester | 0 | 0 | 0 | 0 | 0 | 0 | 0 | 0 | 0 | 0 | 0 | 0 | 0 |
| <u>Total</u> | <u>13</u> | <u>6</u> | <u>16</u> | <u>1</u> | <u>19</u> | <u>0</u> | <u>19</u> | <u>1</u> | <u>20</u> | <u>10</u> | <u>15</u> | <u>0</u> | <u>120</u> |
| <u>Vicinage #5</u> | | | | | | | | | | | | | |
| Essex | 12 | 13 | 15 | 12.5 | 9.5 | 15.5 | 14.5 | 10 | 15 | 17 | 5 | 0 | 139 |
| <u>Vicinage #6</u> | | | | | | | | | | | | | |
| Hudson | 23 | 33 | 17 | 17 | 19.5 | 19 | 21 | 19 | 36 | 40 | 29 | 18 | 291.5 |
| <u>Vicinage #7</u> | | | | | | | | | | | | | |
| Hunterdon | | | | | | | | | | | | | |
| Mercer | | | | | | | | | | | | | |
| Somerset | | | | | | | | | | | | | |
| <u>Total</u> | NO | DAYS | WORKED | | | | | | | | | | |
| <u>Vicinage #8</u> | | | | | | | | | | | | | |
| Middlesex | 14 | 20 | 16 | 7 | 0 | 0 | 14 | 15 | 20 | 22 | 19 | 0 | 147 |
| <u>Vicinage #9</u> | | | | | | | | | | | | | |
| Monmouth | NO | DAYS | WORKED | | | | | | | | | | |
| <u>Vicinage #10</u> | | | | | | | | | | | | | |
| Morris | | | | | | | | | | | | | |
| Sussex | | | | | | | | | | | | | |
| Warren | | | | | | | | | | | | | |
| <u>Total</u> | NO | DAYS | WORKED | | | | | | | | | | |
| <u>Vicinage #11</u> | | | | | | | | | | | | | |
| Passaic | 18 | 37.5 | 20.5 | 17 | 28 | 17.5 | 31 | 30 | 20 | 22 | 0 | 20 | 261.5 |
| <u>Vicinage #12</u> | | | | | | | | | | | | | |
| Union | 14 | 20 | 16.5 | 16 | 15 | 19 | 23 | 15 | 20 | 22 | 20 | 0 | 200.5 |
| <u>STATE TOTAL</u> | <u>122</u> | <u>168.5</u> | <u>131</u> | <u>76.5</u> | <u>108</u> | <u>101</u> | <u>145.5</u> | <u>97</u> | <u>156</u> | <u>168</u> | <u>119</u> | <u>53</u> | <u>1,445.5</u> |

Source: Judges' Weekly Reports.

1/ Days worked by Retired Judges counted on a half day basis (Morning only = half day; Afternoon only = half day; Both Morning and Afternoon = 1 day) as indicated on the Judges Weekly Reports.

2/ Judge days allocated among counties on the basis of which county the retired judge worked most during each half work day.

STATISTICAL DATA
ON THE WORK OF
THE SUPREME COURT
AND THE
APPELLATE DIVISION
OF THE SUPERIOR COURT

A AND B

SUPREME COURT

CHIEF JUSTICE

Richard J. Hughes

ASSOCIATE JUSTICES

Worrall F. Mountain, Jr.

Mark A. Sullivan

Morris Pashman

Robert L. Clifford

Sidney M. Schreiber

Alan B. Handler (effective 3/23/77)

SUPERIOR COURT JUDGES TEMPORARILY ASSIGNED
FOR PARTICIPATION IN DESIGNATED APPEALS:

Milton B. Conford (until 3/22/77;

and 3/23/77 for purpose

of participating in disposi-

tion of matters presented to

the Court during his temporary

assignment.)

PROCEEDINGS IN THE SUPREME COURT
September 1, 1976 to August 31, 1977
(32 Sessions of the Court)
Status of the Calendar

| | Sept. 1, 1976 to August 31, 1977 | Sept. 1, 1975 to August 31, 1976 |
|---|--|--|
| <u>*APPEALS</u> | | |
| At beginning of Period | 195 | 150 |
| Notices of appeal filed | 75 | 77 |
| Certification on petitions granted | 126 | 113 |
| Certifications on motion | 11 | 16 |
| Appeals by leave granted | <u>13</u> 420 | <u>26</u> 382 |
| <u>Appeals removed from calendar:</u> | | |
| Argued and decided | 151 | 108 |
| Consolidated with certification | 8 | 3 |
| Dismissed before argument | 53 | 43 |
| Remanded | 17 | 15 |
| Decided without argument | <u>15</u> 244 | <u>18</u> 187 |
| <u>Appeals pending at end of period:</u> | | |
| Argued but not decided | 32 | 38 |
| Held for further argument | 2 | 1 |
| Perfectd and ready for argument | 85 | 105 |
| Not yet perfected | <u>57</u> 176 | <u>51</u> 195 |
| <u>Appeals pending at end of period--</u> <u>Dates notices of appeal filed or</u> <u>certification granted:</u> | | |
| Prior to January 1, 1976 | 2 | 79 |
| January 1, 1976 to March 31, 1976 | 6 | 45 |
| April 1, 1976 to June 30, 1976 | 24 | 59 |
| July 1, 1976 to August 31, 1976 | 2 | 12 |
| September 1, 1976 to December 31, 1976 | 45 | 0 |
| January 1, 1977 to March 31, 1977 | 35 | 0 |
| April 1, 1977 to June 30, 1977 | 31 | 0 |
| July 1, 1977 to August 31, 1977 | <u>31</u> 176 | <u>0</u> 195 |
| | | |
| Total number of appeals argued | 155 | 137 |
| <u>PETITIONS FOR CERTIFICATION</u> | | |
| At beginning of Period | 385 | 253 |
| Filed | 765 | 837 |
| Disposed of by: | | |
| Decision of court | 919 | 670 |
| Dismissal prior to determination | 48 | 35 |
| Pending at end of period | 183 | 385 |
| <u>MOTIONS AND OTHER PETITIONS</u> | | |
| At beginning of Period | 102 | 188 |
| Filed | 1,210 | 1,058 |
| Disposed of by: | | |
| Decision of court | 1,166 | 1,116 |
| Withdrawn prior to presentation to court | 27 | 28 |
| Pending at end of period | 119 | 102 |
| <u>DISCIPLINARY PROCEEDINGS</u> (To discipline and for reinstatement) | | |
| At beginning of Period | 42 | 40 |
| Added | 62 | 95 |
| Disposed of | 70 | 93 |
| Pending at end of period | <u>34</u> | <u>42</u> |

* The unit of this table is the individual appeal. One or more appeals may be argued together.

Source: Supreme Court Clerk's Office

Outcome of Appeals Decided

| | <u>Public Defender</u> | <u>Other</u> | <u>Total</u> |
|-------------------------------|----------------------------|--------------|--------------|
| Affirmed | 12 | 52 | 64 |
| Reversed | 6 | 30 | 36 |
| Modified | 3 | 16 | 19 |
| Reversed and Remanded | 4 | 23 | 27 |
| Affirmed and Reversed in Part | 1 | 2 | 3 |
| Remanded | 0 | 2 | 2 |
| Dismissed | 0 | 0 | 0 |
| | 26 | 125 | 151 |

Classification of Appeals Decided

| | | | |
|------------------------------------|----|-----|-----|
| Appeals as of right | 7 | 21 | 28 |
| Certification on petitions granted | 14 | 84 | 98 |
| Certification on motion | 1 | 14 | 15 |
| Appeals by leave granted | 4 | 5 | 9 |
| Remand from U.S. Supreme Court | 0 | 1 | 1 |
| | 26 | 125 | 151 |

*Opinions Filed

| | <u>Majority</u> | <u>Concur</u> | <u>Concur in Part Dissent in Part</u> | <u>Dissent</u> | <u>Per Curiam</u> | <u>Total</u> |
|----------------|-----------------|---------------|---|----------------|-----------------------|--------------|
| Hughes, C.J. | 4 | 1 | | 6 | | 11 |
| Mountain, J. | 15 | 1 | 1 | | 3 | 20 |
| Sullivan, J. | 14 | 7 | 1 | 4 | 15 | 41 |
| Pashman, J. | 18 | 3 | 2 | 12 | 1 | 36 |
| Clifford, J. | 3 | 1 | 1 | 8 | 8 | 21 |
| Schreiber, J. | 14 | 2 | 2 | 8 | 11 | 37 |
| Handler, J. | 1 | | | | 1 | 2 |
| Conford, J. | 11 | 3 | 5 | 12 | 14 | 45 |
| Kolovsky, J. | 1 | | | | | 1 |
| Carton, J. | 1 | | | 1 | | 2 |
| Opinions Below | 18 | — | — | — | — | 18 |
| | 100 | 18 | 12 | 51 | 53 | 234 |

*Deciding 151 appeals and 24 disciplinary matters

Length of Majority Opinions

| | |
|----------|----------|
| Median | 10 pages |
| Mean | 13 pages |
| Shortest | 1 page |
| Longest | 97 pages |

Time Intervals for Disposition of Appeals Decided

| <u>Measurements</u> | <u>Judgment Below to Date of Notice of Appeal or **Granting of Certification</u> | <u>Date of Notice of Appeal or **Granting Certification to Date of Perfection</u> | <u>Date of Perfection to Date of Argument</u> | <u>Date of Argument to Date of Decision</u> | <u>Date of Notice of Appeal or **Granting of Certification to Date of Decision</u> | <u>Date of Perfection to Date of Decision</u> |
|---------------------|--|---|---|---|--|---|
| Mean | 3m23d | 3m12d | 5m27d | 5m15d | 14m22d | 11m20d |
| Median | 3m14d | 2m 4d | 5m28d | 3m23d | 13m19d | 10m26d |
| Range | 0m 7d to 18m26d | 0m 0d to 13m26d | 0m 0d to 18m25d | 0m 7d to 36m19d | 0m18d to 52m 8d | 0m18d to 40m 8d |

** Date certification granted used in large majority of cases. In some cases the decision on the merits is made pursuant to the argument as to whether the certification should be granted.

Source: Supreme Court Clerk's Office.

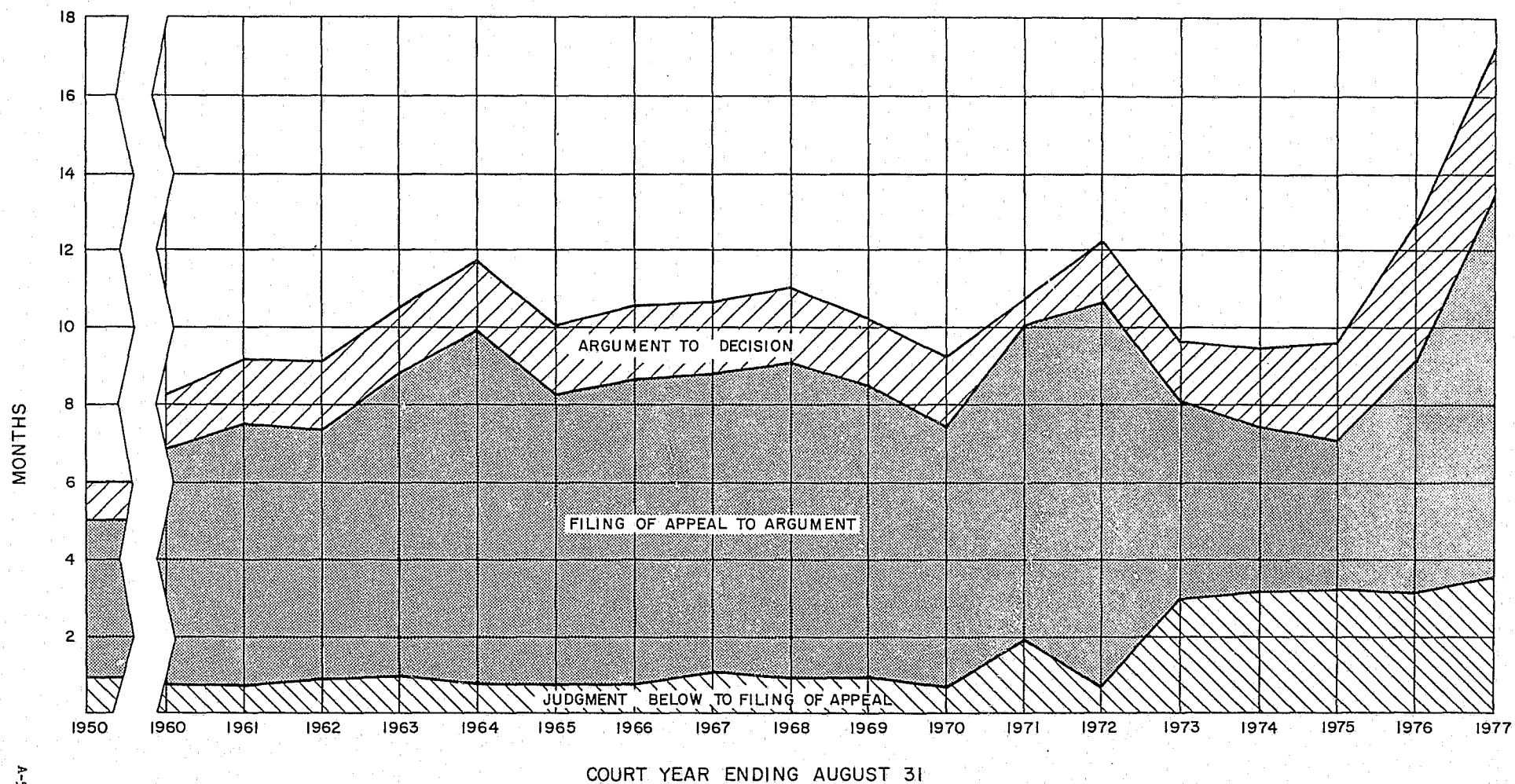
TYPES OF APPEALS DECIDED

| | <u>Public Defender</u> | <u>Other</u> | <u>Total</u> |
|--|------------------------|--------------|--------------|
| Criminal: | | | |
| Murder | 6 | 0 | 6 |
| Other | 16 | 13 | 29 |
| Condemnation | | | 4 |
| Contract | | | 13 |
| Contempt | | | |
| Election | | | |
| Escheat | | | |
| Malpractice | | | |
| Matrimonial-Including Custody and Adoption | | | 13 |
| Municipal Ordinances: | | | |
| Zoning | | | 6 |
| Other than Zoning | | | 14 |
| Public Office and Employment | | | 3 |
| Real Property-Title or Possession | | | 6 |
| State Agencies or Authorities: | | | |
| Dept. of Banking | | | 2 |
| Dept. of Civil Service | | | 1 |
| Dept. of Education | | | 4 |
| Dept. of Environmental Protection | | | |
| Dept. of Health | | | 2 |
| Dept. of Institutions and Agencies | | | 1 |
| Dept. of Insurance | | | 1 |
| Dept. of Labor and Industry | | | |
| Dept. of Law and Public Safety | | | 5 |
| Dept. of Public Utilities | | | 2 |
| Dept. of Transportation | | | 1 |
| Dept. of Treasury | | | 2 |
| Division of Civil Rights | | | |
| Division of Pensions | | | 1 |
| Division of Workers' Compensation | | | 10 |
| Miscellaneous | | | 16 |
| Torts: | | | |
| Auto Negligence | | | 5 |
| Other Torts | | | 4 |
| | | | <u>151</u> |

COURTS BELOW (Appeals Decided)

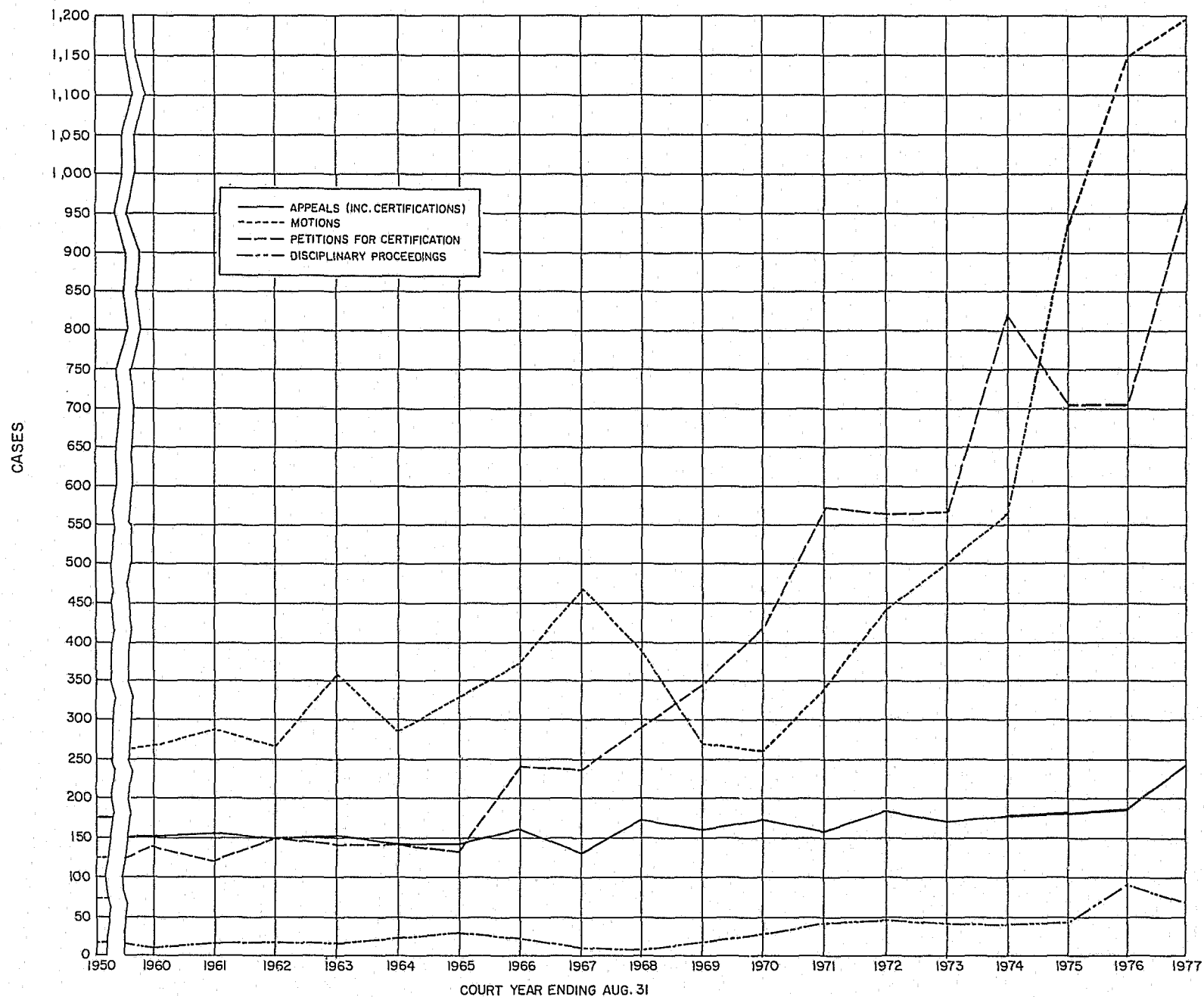
| | |
|-------------------------------------|------------|
| Superior Court, Appellate Division | 136 |
| Superior Court, Law Division | 8* |
| Superior Court, Chancery Division | 4 |
| County Courts | 1 |
| County District Court | 0 |
| Juvenile & Domestic Relations Court | 0 |
| State Agencies: | |
| Division of Tax Appeals | 1 |
| Division of Workers' Compensation | 1 |
| | <u>151</u> |

SUPREME COURT MEDIAN TIME INTERVALS FOR DISPOSITION OF APPEALS



SUPREME COURT
APPEALS, MOTIONS, PETITIONS FOR CERTIFICATION
AND DISCIPLINARY MATTERS DISPOSED OF

COURT YEARS ENDING AUGUST 31,
1960 TO DATE COMPARED WITH 1950



PROCEEDINGS IN THE SUPREME COURT
MATTERS OTHER THAN APPEALS DISPOSED OF
September 1, 1976 to August 31, 1977

| <u>Motions Disposed of:</u> | <u>Public Defender</u> | <u>Brought by: Other</u> | <u>Total</u> |
|--|----------------------------|------------------------------|--------------|
| For acceleration | - | 12 | 12 |
| To amend | - | 3 | 3 |
| For assignment of counsel | - | 5 | 5 |
| For bail | 18 | 16 | 34 |
| For direct certification | 3 | 49 | 52 |
| For consolidation | 1 | 8 | 9 |
| For counsel fee | - | 21 | 21 |
| To dismiss appeal or petition for certification | - | 45 | 45 |
| To expand the record | 1 | 7 | 8 |
| For extension of time | 9 | 112 | 121 |
| For leave to: | | | |
| Appeal | 16 | 113 | 129 |
| File brief <u>amicus curiae</u> | 1 | 30 | 31 |
| Proceed as an indigent | - | 7 | 7 |
| Serve judicial clerkship | - | 3 | 3 |
| Serve legal clerkship | - | 2 | 2 |
| For rehearing or reconsideration | 5 | 26 | 31 |
| For relaxation of bar rules | - | 425 | 425 |
| For stay or to vacate | 3 | 80 | 83 |
| For summary disposition | 1 | 8 | 9 |
| For supplemental or overlength brief | 16 | 58 | 74 |
| Dismissal on Court's own motion | - | 21 | 21 |
| Withdrawal prior to Court's determination | - | 27 | 27 |
| Miscellaneous general | 2 | 39 | 41 |
| | <u>76</u> | <u>1,117</u> | <u>1,193</u> |

Petitions Disposed of (Manner of Disposition):

| | <u>Public Defender</u> | <u>Other</u> | <u>Total</u> |
|---------------------------|----------------------------|--------------|--------------|
| For certification | 18 | 94 | 112 |
| Grant and remand | 3 | 11 | 14 |
| Dismiss before perfection | - | 48 | 48 |
| Denied | 308 | 485 | 793 |

Disciplinary Matters Disposed of (Manner of Disposition):

| | <u>Total</u> |
|------------------------------|--------------|
| To discipline | 34 |
| For reinstatement | 12 |
| Removed without Court action | 24 |
| | <u>70</u> |

Appellate Division Judges, continued

PART D Eugene L. Lora, Presiding
John F. Crane (Presiding during absence
of Judge Lora 11/1/76-1/3/77)

Herman D. Michels
Leon Leonard (Retired and temporarily
assigned on recall effective
11/1/76 until 11/19/76)

Sylvia B. Pressler (Temporarily assigned
effective 11/22/76 until
12/31/76)

PART E Joseph Halpern, Presiding
Samuel Allcorn, Jr.
Theodore I. Botter
Cuddie E. Davidson, Jr. (Temporarily assigned 1/3/77
until return of Judge Allcorn
1/21/77)

Harold Kolovsky (Retired and temporarily
assigned on recall effective
11/26/76 until 12/23/76)

PART F Lawrence A. Carton, Jr., Presiding (Retired 8/25/77)
Martin J. Kole
Samuel A. Larner

PART G Robert A. Matthews, Presiding
Baruch S. Seidman
Herbert Horn

SUPERIOR COURT - APPELLATE DIVISION

NOTICES OF APPEAL FILED

September 1, 1976 to August 31, 1977

| | Atlantic | Bergen | Burlington | Camden | Cape May | Cumberland | Essex | Gloucester | Hudson | Hunterdon | Mercer | Middlesex | Monmouth | Morris | Ocean | Passaic | Salem | Somerset | Sussex | Union | Warren | State Agencies | Other | Total |
|--|----------|--------|------------|--------|----------|------------|-------|------------|--------|-----------|--------|-----------|----------|--------|-------|---------|-------|----------|--------|-------|--------|----------------|-------|-------|
| Chancery Division | | | | | | | | | | | | | | | | | | | | | | | | |
| General Equity | 11 | 103 | 20 | 31 | 5 | 5 | 76 | 9 | 35 | 9 | 28 | 47 | 50 | 27 | 35 | 32 | 1 | 23 | 10 | 21 | 2 | | | 580 |
| Matrimonial | 0 | 3 | 2 | 2 | 1 | 0 | 7 | 1 | 2 | 1 | 0 | 4 | 3 | 2 | 2 | 0 | 0 | 0 | 2 | 3 | 0 | | | 35 |
| Law Division | 120 | 248 | 84 | 114 | 20 | 54 | 511 | 24 | 167 | 17 | 156 | 231 | 327 | 131 | 66 | 245 | 26 | 66 | 21 | 219 | 22 | | | 2,869 |
| County Courts | 13 | 17 | 8 | 6 | 7 | 4 | 41 | 4 | 13 | 5 | 12 | 16 | 37 | 15 | 12 | 9 | 1 | 7 | 3 | 16 | 11 | | | 257 |
| District Courts | 2 | 27 | 12 | 6 | 0 | 2 | 39 | 3 | 19 | 1 | 5 | 10 | 11 | 7 | 2 | 9 | 0 | 10 | 2 | 12 | 0 | | | 179 |
| Juvenile & Domestic Relations Courts | 10 | 8 | 3 | 11 | 2 | 5 | 25 | 3 | 6 | 3 | 7 | 11 | 2 | 2 | 3 | 3 | 1 | 3 | 1 | 7 | 0 | | | 116 |
| Probate Div. of the County Ct. and Surrogate's Ct. | 1 | 4 | 0 | 1 | 0 | 0 | 12 | 0 | 3 | 0 | 1 | 1 | 3 | 1 | 1 | 1 | 0 | 1 | 0 | 3 | 0 | | | 33 |
| State Agencies | | | | | | | | | | | | | | | | | | | | | | 1,134 | | 1,134 |
| Other | | | | | | | | | | | | | | | | | | | | | | | 5 | 5 |
| TOTAL | 157 | 410 | 129 | 171 | 35 | 70 | 711 | 44 | 245 | 36 | 209 | 320 | 433 | 185 | 121 | 299 | 29 | 110 | 39 | 281 | 35 | 1,134 | 5 | 5,208 |
| TOTAL 1 YEAR AGO | 116 | 440 | 144 | 180 | 30 | 52 | 757 | 30 | 214 | 33 | 225 | 273 | 343 | 172 | 112 | 277 | 16 | 87 | 32 | 236 | 20 | 963 | 67 | 4,819 |

Source: Clerk of the Appellate Division of the Superior Court.

COURTS FROM WHICH APPEALS TAKEN
(Appeals Filed)

| | <u>Total</u> | <u>Criminal</u> |
|---|--------------|-----------------|
| County Court, Law Division | 257 | 172 |
| County District Court | 179 | 2 |
| Juvenile and Domestic Relations Court | 116 | 77 |
| Superior Court, Chancery Division | 615 | 2 |
| Superior Court, Law Division | 2869 | 1849 |
| Probate Division of the County Court and Surrogate's Court | 33 | 0 |
| State Agencies and Authorities | | |
| Department of Banking | 13 | 0 |
| Department of Civil Service | 78 | 0 |
| Department of Community Affairs | 5 | 0 |
| Department of Corrections | | |
| Parole Board | 50 | 31 |
| Division of Corrections and Parole | 14 | 9 |
| Department of Education | 30 | 0 |
| Department of Environmental Protection | 22 | 0 |
| Department of Health | 22 | 0 |
| Department of Higher Education | 4 | 0 |
| Department of Human Services | 87 | 44 |
| Division of Medical Assistance and Health Services | 1 | 0 |
| Division of Public Welfare | 34 | 0 |
| Department of Insurance | 8 | 0 |
| Division of Real Estate Commission | 1 | 0 |
| Department of Labor and Industry | 2 | 0 |
| Board of Review | 341 | 0 |
| Public Employment Relations Commission | 20 | 0 |
| Division of Workmen's Compensation | 164 | 0 |
| Department of Law and Public Safety | 16 | 0 |
| Board of Medical Examiners | 2 | 0 |
| Board of Pharmacy | 1 | 0 |
| Election Law Enforcement Commission | 6 | 0 |
| Division of Alcoholic Beverage Control | 32 | 0 |
| Division of Civil Rights | 18 | 0 |
| Division of Consumer Affairs | 11 | 0 |
| Division of Motor Vehicles | 13 | 1 |
| Department of Public Utilities | 19 | 0 |
| Department of Transportation | 4 | 0 |
| Department of Treasury | 18 | 0 |
| Public Employees' Retirement System Board | 15 | 0 |
| Division of Building and Construction | 2 | 0 |
| Division of Pensions | 25 | 0 |
| Division of Purchase and Property | 2 | 0 |
| Division of Tax Appeals | 54 | 0 |
| Other | 5 | 3 |
| TOTAL | 5208 | 2190 |

Source: Office of the Clerk, Appellate Division of the Superior Court.

APPEALS TO THE APPELLATE DIVISION

OF THE

SUPERIOR COURT

September 1, 1976 to August 31, 1977

Status of the Calendar

APPEALS

| | | |
|--|-------|-------|
| At beginning of Period | | |
| Argued but not decided | 10 | |
| Submitted on brief but not decided | 2 | |
| Perfected and ready for calendaring | 1,179 | |
| * Not yet perfected | 3,555 | |
| Filed | 5,208 | |
| Certifications remanded from Supreme Court | 2 | 9,956 |

Appeals removed from Calendar:

| | | |
|--------------------------------|-------|-------|
| Argued and decided | 1,347 | |
| Submitted and decided on brief | 1,654 | |
| Dismissed before calendaring | 1,236 | |
| Certified before calendaring | 12 | 4,249 |

Appeals pending at end of period:

| | | |
|-------------------------------------|-------|-------|
| Argued but not decided | 22 | |
| Submitted but not decided | 12 | |
| Perfected and ready for calendaring | 1,449 | |
| Not yet perfected | 4,224 | 5,707 |

Appeals pending at end of period--

| | | |
|--|-------|-------|
| <u>Dates of filing of appeals:</u> | | |
| Prior to January 1, 1976 | 368 | |
| January 1, 1976 to March 31, 1976 | 214 | |
| April 1, 1976 to June 30, 1976 | 452 | |
| July 1, 1976 to August 31, 1976 | 444 | |
| September 1, 1976 to December 31, 1976 | 838 | |
| January 1, 1977 to March 31, 1977 | 1,118 | |
| April 1, 1977 to June 30, 1977 | 1,301 | |
| July 1, 1977 to August 31, 1977 | 972 | 5,707 |

Disposition of Appeals Argued

| | Part A | Part B | Part C | Part D | Part E | Part F | Part G | Special | Total |
|-----------------------------------|-----------|-----------|-----------|-----------|-----------|-----------|-----------|---------|-------|
| Appeals argued and decided | 187 | 198 | 181 | 195 | 181 | 185 | 193 | 27 | 1347 |
| Appeals argued but not decided | 7 | 4 | 0 | 0 | 1 | 0 | 2 | 8 | 22 |
| Appeals submitted and decided | 194 | 217 | 212 | 218 | 237 | 215 | 223 | 138 | 1654 |
| Appeals submitted but not decided | 0 | 1 | 2 | 0 | 0 | 0 | 0 | 9 | 12 |
| Total appeals argued | 194 | 202 | 181 | 195 | 182 | 185 | 195 | 35 | 1369 |
| Total appeals submitted | 194 | 218 | 214 | 218 | 237 | 215 | 223 | 147 | 1666 |
| Total all appeals | 388 | 420 | 395 | 413 | 419 | 400 | 418 | 182 | 3035 |

Outcome of Appeals Decided

| | Part A | Part B | Part C | Part D | Part E | Part F | Part G | Special | Total |
|-----------------------|-----------|-----------|-----------|-----------|-----------|-----------|-----------|---------|-------|
| Affirmed | 270 | 269 | 267 | 311 | 297 | 276 | 278 | 56 | 2024 |
| Reversed | 78 | 92 | 88 | 70 | 74 | 56 | 87 | 41 | 586 |
| Modified | 27 | 45 | 30 | 30 | 35 | 61 | 40 | 4 | 272 |
| Remanded | 2 | 1 | 1 | 0 | 2 | 0 | 1 | 2 | 9 |
| Dismissed (Opinion) | 4 | 8 | 7 | 2 | 10 | 7 | 10 | 62 | 110 |
| Total appeals decided | 381 | 415 | 393 | 413 | 418 | 400 | 416 | 165 | 3001 |

* Data differs from report for the court year ending August 31, 1976, by +10 cases due to adjustments in caseload input from computerized docketing control system.

Source: Office of the Clerk, Appellate Division of the Superior Court.

OPINIONS FILED

| | <u>Majority</u> | <u>Concurring</u> | <u>Dissenting</u> | <u>Per Curiam</u> | <u>Total</u> |
|-------------------|-----------------|-------------------|-------------------|-------------------|--------------|
| Judge Allcorn | 15 | 1 | 1 | 95 | 112 |
| Judge Antell | 8 | 1 | 9 | 123 | 141 |
| Judge Ard | 4 | | | 119 | 123 |
| Judge Bischoff | 19 | | | 130 | 149 |
| Judge Botter | 21 | | 1 | 118 | 140 |
| Judge Carton, Jr. | 19 | | 1 | 126 | 146 |
| Judge Collester | | | | 28 | 28 |
| Judge Crahay | 1 | | | 53 | 54 |
| Judge Crane | 11 | 1 | | 123 | 135 |
| Judge Davidson | | | 1 | 9 | 10 |
| Judge Fritz | 20 | 1 | | 139 | 160 |
| Judge Furman | 2 | | 1 | 8 | 11 |
| Judge E. Gaulkin | | | | 21 | 21 |
| Judge Halpern | 19 | | 1 | 131 | 151 |
| Judge Horn | 14 | 2 | 1 | 124 | 141 |
| Judge King | 7 | | | 43 | 50 |
| Judge Kole | 16 | 2 | | 130 | 148 |
| Judge Kolovsky | 3 | | | 8 | 11 |
| Judge Lerner | 25 | | 2 | 94 | 121 |
| Judge Leonard | | | | 7 | 7 |
| Judge Lora | 19 | | | 112 | 131 |
| Judge Lynch | 30 | | | 105 | 135 |
| Judge Matthews | 12 | 1 | 3 | 124 | 140 |
| Judge Michels | 18 | | | 121 | 139 |
| Judge Milmed | 8 | | | 128 | 136 |
| Judge Morgan | 10 | 1 | 4 | 128 | 143 |
| Judge Pressler | 22 | | | 68 | 90 |
| Judge Rizzi | 1 | | | 16 | 17 |
| Judge Seidman | <u>12</u> | <u>—</u> | <u>3</u> | <u>124</u> | <u>139</u> |
| | 336 | 10 | 28 | 2555 | 2929 * |

* Disposing of 3001 appeals.

Source: Office of the Clerk, Appellate Division of the Superior Court.

TYPES OF CASES REVIEWED

(Decided Appeals)

| | |
|---|------|
| Adoption | 1 |
| Condemnation | 19 |
| Contempt | 8 |
| Contract | 374 |
| Counsel Fees | 12 |
| Criminal, Disorderly Persons Offenses and Other Non-Indictable Offenses: | |
| Disorderly Persons Offenses | 5 |
| Excessive Sentence | 396 |
| Manslaughter | 4 |
| Murder | 54 |
| Narcotics | 112 |
| Other Indictable Offenses | 436 |
| Other Non-Indictable Offenses | 20 |
| Post Conviction Relief: | |
| Murder | 6 |
| Other | 18 |
| Election | 11 |
| Foreclosure | 12 |
| Impeachment of Public Officials | 1 |
| Juvenile Delinquency | 38 |
| Matrimonial | 159 |
| Municipal Ordinances | 7 |
| Municipal Ordinances - Zoning | 94 |
| Other Non-Criminal | 38 |
| Public Office and Employment | 29 |
| Real Property - Title and Possession | 38 |
| State Agencies and Authorities: | |
| Department of Banking | 11 |
| Department of Civil Service | 53 |
| Department of Community Affairs | |
| Hackensack Meadowlands Development Commission | 2 |
| Division of Housing and Urban Renewal | 4 |
| Department of Corrections | |
| Parole Board | 16 |
| Department of Defense | 1 |
| Department of Education | 17 |
| Department of Environmental Protection | 14 |
| Department of Health | 4 |
| Department of Higher Education | 4 |
| Department of Human Services | 15 |
| Division of Medical Assistance and Health Services | 1 |
| Division of Public Welfare | 9 |
| Department of Insurance | 2 |
| Division of Real Estate Commission | 2 |
| Department of Labor and Industry | 2 |
| Board of Review | 106 |
| Public Employment Relations Commission | 10 |
| Division of Workmen's Compensation | 113 |
| Department of Law and Public Safety | 5 |
| Board of Medical Examiners | 4 |
| Violent Crimes Compensation Board | 2 |
| Election Law Enforcement Commission | 1 |
| Division of Alcoholic Beverage Control | 14 |
| Division of Civil Rights | 7 |
| Division of Consumer Affairs | 7 |
| Division of Motor Vehicles | 10 |
| Department of Public Utilities | 8 |
| Department of Transportation | 1 |
| Department of Treasury | 6 |
| Public Employees' Retirement System Board | 7 |
| Division of Pensions | 20 |
| Division of Tax Appeals | 36 |
| Other | 12 |
| Torts: | |
| Auto Negligence - Personal Injury | 89 |
| Auto Negligence - Not Personal Injury | 4 |
| Other Torts | 119 |
| Traffic - All Motor Vehicle Violations | 90 |
| Wills and Estates | 37 |
| Miscellaneous | 244 |
| TOTAL | 3001 |

Source: Office of the Clerk, Appellate Division of the Superior Court.

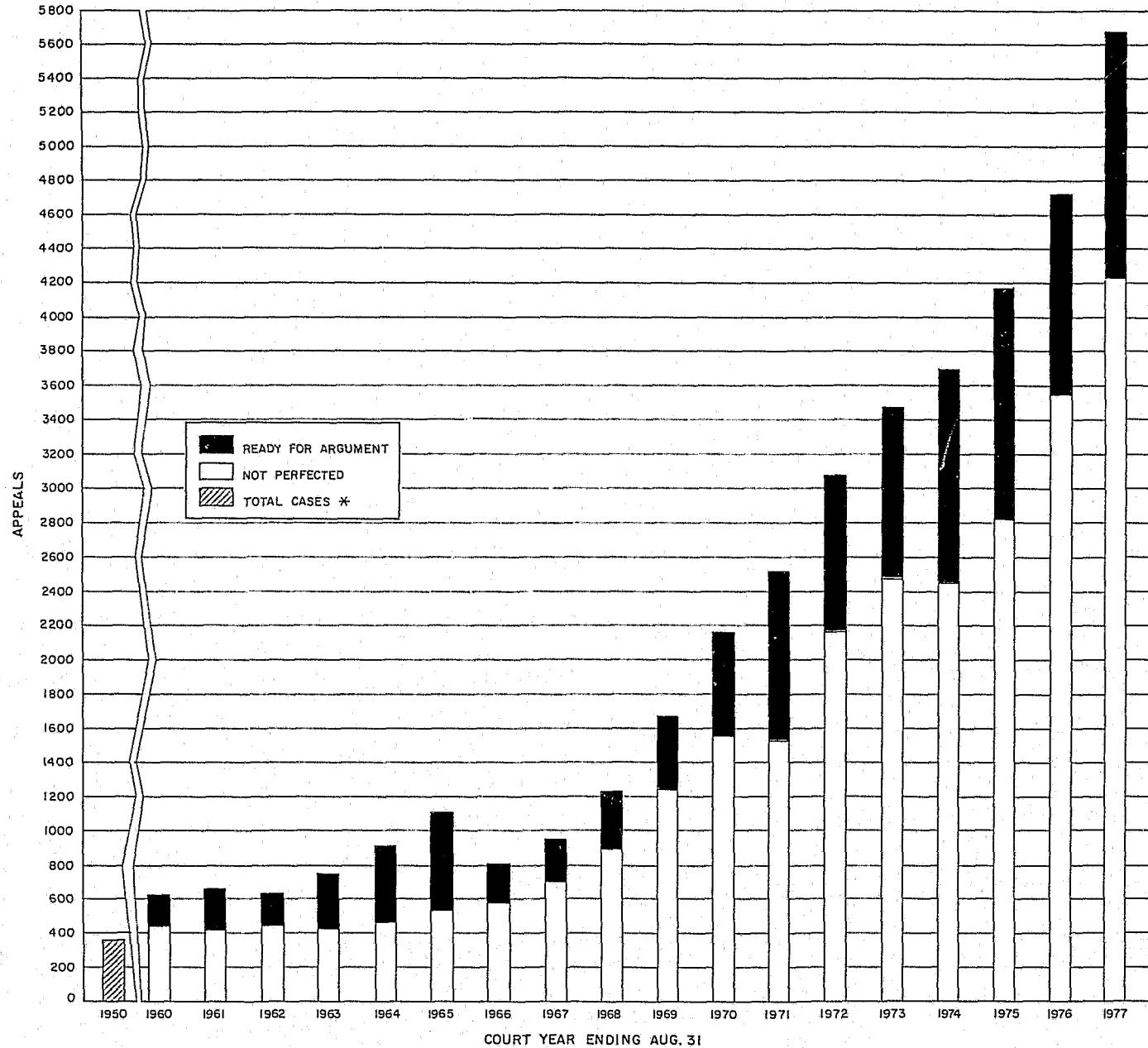
COURTS FROM WHICH APPEALS TAKEN

(Decided Appeals)

| | <u>Public Defender</u> | <u>Pro Se</u> | <u>Paid Counsel</u> | <u>Legal Services</u> | <u>Other</u> | <u>Total</u> |
|---|----------------------------|---------------|-------------------------|---------------------------|--------------|--------------|
| County Court, Law Division | 10 | 12 | 166 | 4 | 16 | 208 |
| County District Court | | 10 | 86 | 12 | 1 | 109 |
| Juvenile and Domestic Relations Court | 38 | | 9 | 2 | 7 | 56 |
| Superior Court, Chancery Division | | 17 | 375 | 3 | 3 | 398 |
| Superior Court, Law Division | 805 | 22 | 740 | 4 | 65 | 1636 |
| Probate Division of the County Court and Surrogate's Court | | | 10 | 1 | | 11 |
| State Agencies and Authorities | | | | | | |
| Department of Banking | | | 11 | | | 11 |
| Department of Civil Service | | 3 | 48 | | 3 | 54 |
| Department of Community Affairs | | | | | | |
| Hackensack Meadowlands Development Commission | | | 1 | | 1 | 2 |
| Division of Housing and Urban Renewal | | | 4 | | | 4 |
| Department of Corrections | | | | | | |
| Parole Board | 6 | 23 | 2 | 2 | | 33 |
| Division of Corrections and Parole | | 11 | | | | 11 |
| Department of Defense | | | 1 | | | 1 |
| Department of Education | | | 17 | | | 17 |
| Department of Environmental Protection | | | 15 | | | 15 |
| Department of Health | | | 4 | | | 4 |
| Department of Higher Education | | | 4 | | | 4 |
| Department of Human Services | | 19 | 8 | 5 | 2 | 34 |
| Division of Medical Assistance and Health Services | | | 1 | | | 1 |
| Division of Public Welfare | | | 1 | 8 | | 9 |
| Department of Insurance | | 1 | 1 | | | 2 |
| Division of Real Estate Commission | | | 2 | | | 2 |
| Department of Labor and Industry | | | 2 | | | 2 |
| Board of Review | 1 | 27 | 44 | 29 | 7 | 108 |
| Public Employment Relations Commission | | | 11 | | | 11 |
| Division of Workmen's Compensation | | 2 | 110 | | 2 | 114 |
| Department of Law and Public Safety | | | 5 | | | 5 |
| Board of Medical Examiners | | | 5 | | | 5 |
| Violent Crimes Compensation Board | | | 1 | | 1 | 2 |
| Election Law Enforcement Commission | | | 1 | | | 1 |
| Division of Alcoholic Beverage Control | | | 14 | | | 14 |
| Division of Civil Rights | | | 6 | | 1 | 7 |
| Division of Consumer Affairs | | | 7 | | | 7 |
| Division of Motor Vehicles | | | 9 | 1 | | 10 |
| Department of Public Utilities | | | 8 | | | 8 |
| Department of Transportation | | | 2 | | | 2 |
| Department of Treasury | | 1 | 5 | | | 6 |
| Public Employees' Retirement System Board | | | 7 | | | 7 |
| Division of Pensions | | 1 | 19 | | | 20 |
| Division of Tax Appeals | | | 34 | | 3 | 37 |
| Special Committees and Commission | | | | | | |
| Waterfront Commission | | | 1 | | | 1 |
| Other | <u>1</u> | <u>1</u> | <u>10</u> | <u>—</u> | <u>—</u> | <u>12</u> |
| TOTAL | 861 | 150 | 1807 | 71 | 112 | 3001 |

Source: Office of the Clerk, Appellate Division of the Superior Court.

SUPERIOR COURT - APPELLATE DIVISION
 APPEALS PENDING ARGUMENT AT END OF COURT YEAR ^{L/}
 COURT YEARS ENDING AUGUST 31
 1960 TO DATE COMPARED WITH 1950



* NOTE: BREAKDOWN NOT AVAILABLE PRIOR TO 1955

^{L/} DOES NOT INCLUDE APPEALS ARGUED BUT NOT DECIDED AND APPEALS SUBMITTED BUT NOT DECIDED.

SUPERIOR COURT --APPELLATE DIVISION

TIME INTERVALS FOR DISPOSITION OF APPEALS DECIDED

TABLE 1--ARGUED AND DECIDED
SEPTEMBER 1 1976 TO AUG. 31 1977

| PART | MEASUREMENT | JUDGMENT BELOW TO DATE OF NOTICE OF APPEAL | DATE OF APPEAL TO DATE PERFECTED | DATE PERFECTED TO DATE ARGUED | DATE ARGUED TO DATE DECIDED | DATE OF APPEAL TO DATE DECIDED | DATE PERFECTED TO DATE DECIDED |
|-----------|-------------|--|--|----------------------------------|-----------------------------------|--------------------------------------|--------------------------------------|
| ALL PARTS | MEAN | 1MO. 50DAYS | 7MO. 15DAYS | 4MO. 20DAYS | 3MO. 28DAYS | 13MO. 2DAYS | 5MO. 17DAYS |
| | MEDIAN | 1MO. 70DAYS | 6MO. 70DAYS | 4MO. 40DAYS | 0MO. 18DAYS | 12MO. 12DAYS | 5MO. 30DAYS |
| | RANGE LOW | 0MO. 0DAYS | 0MO. 0DAYS | 0MO. 0DAYS | 0MO. 0DAYS | 0MO. 5DAYS | 0MO. 2DAYS |
| | HIGH | 12MO. 160DAYS | 32MO. 23DAYS | 16MO. 10DAYS | 14MO. 17DAYS | 37MO. 280DAYS | 22MO. 5DAYS |
| PART A | MEAN | 1MO. 70DAYS | 6MO. 23DAYS | 5MO. 70DAYS | 1MO. 30DAYS | 13MO. 00DAYS | 6MO. 8DAYS |
| | MEDIAN | 1MO. 70DAYS | 5MO. 15DAYS | 4MO. 110DAYS | 0MO. 23DAYS | 13MO. 20DAYS | 5MO. 17DAYS |
| | RANGE LOW | 0MO. 0DAYS | 0MO. 90DAYS | 0MO. 20DAYS | 0MO. 0DAYS | 0MO. 180DAYS | 0MO. 30DAYS |
| | HIGH | 11MO. 26DAYS | 21MO. 23DAYS | 16MO. 10DAYS | 5MO. 14DAYS | 30MO. 5DAYS | 17MO. 20DAYS |
| PART B | MEAN | 1MO. 70DAYS | 7MO. 23DAYS | 4MO. 110DAYS | 0MO. 25DAYS | 12MO. 29DAYS | 5MO. 60DAYS |
| | MEDIAN | 1MO. 60DAYS | 6MO. 27DAYS | 3MO. 210DAYS | 0MO. 170DAYS | 12MO. 120DAYS | 4MO. 200DAYS |
| | RANGE LOW | 0MO. 0DAYS | 0MO. 0DAYS | 0MO. 0DAYS | 0MO. 5DAYS | 0MO. 5DAYS | 0MO. 5DAYS |
| | HIGH | 12MO. 160DAYS | 22MO. 20DAYS | 14MO. 5DAYS | 14MO. 170DAYS | 24MO. 230DAYS | 15MO. 290DAYS |
| PART C | MEAN | 1MO. 30DAYS | 7MO. 10DAYS | 4MO. 22DAYS | 1MO. 50DAYS | 12MO. 270DAYS | 5MO. 260DAYS |
| | MEDIAN | 1MO. 60DAYS | 6MO. 30DAYS | 4MO. 50DAYS | 0MO. 240DAYS | 12MO. 70DAYS | 5MO. 60DAYS |
| | RANGE LOW | 0MO. 10DAYS | 0MO. 0DAYS | 0MO. 70DAYS | 0MO. 80DAYS | 0MO. 170DAYS | 0MO. 170DAYS |
| | HIGH | 3MO. 40DAYS | 22MO. 270DAYS | 14MO. 60DAYS | 14MO. 150DAYS | 37MO. 280DAYS | 22MO. 50DAYS |
| PART D | MEAN | 1MO. 60DAYS | 7MO. 80DAYS | 4MO. 210DAYS | 0MO. 220DAYS | 12MO. 210DAYS | 5MO. 130DAYS |
| | MEDIAN | 1MO. 80DAYS | 6MO. 90DAYS | 4MO. 180DAYS | 0MO. 160DAYS | 12MO. 50DAYS | 5MO. 50DAYS |
| | RANGE LOW | 0MO. 0DAYS | 0MO. 0DAYS | 0MO. 80DAYS | 0MO. 10DAYS | 1MO. 190DAYS | 0MO. 170DAYS |
| | HIGH | 12MO. 00DAYS | 21MO. 40DAYS | 13MO. 50DAYS | 4MO. 210DAYS | 23MO. 250DAYS | 13MO. 210DAYS |
| PART E | MEAN | 1MO. 40DAYS | 8MO. 150DAYS | 4MO. 130DAYS | 0MO. 290DAYS | 13MO. 240DAYS | 5MO. 100DAYS |
| | MEDIAN | 1MO. 100DAYS | 5MO. 250DAYS | 3MO. 290DAYS | 0MO. 150DAYS | 11MO. 280DAYS | 5MO. 60DAYS |
| | RANGE LOW | 0MO. 0DAYS | 0MO. 0DAYS | 0MO. 0DAYS | 0MO. 60DAYS | 0MO. 160DAYS | 0MO. 30DAYS |
| | HIGH | 5MO. 120DAYS | 32MO. 230DAYS | 15MO. 200DAYS | 4MO. 130DAYS | 35MO. 160DAYS | 16MO. 00DAYS |
| PART F | MEAN | 1MO. 50DAYS | 7MO. 180DAYS | 4MO. 260DAYS | 0MO. 240DAYS | 13MO. 80DAYS | 5MO. 200DAYS |
| | MEDIAN | 1MO. 90DAYS | 6MO. 130DAYS | 4MO. 120DAYS | 0MO. 210DAYS | 12MO. 240DAYS | 5MO. 50DAYS |
| | RANGE LOW | 0MO. 10DAYS | 0MO. 210DAYS | 0MO. 60DAYS | 0MO. 80DAYS | 2MO. 30DAYS | 0MO. 200DAYS |
| | HIGH | 4MO. 220DAYS | 25MO. 160DAYS | 15MO. 290DAYS | 3MO. 230DAYS | 27MO. 130DAYS | 17MO. 60DAYS |
| PART G | MEAN | 1MO. 20DAYS | 7MO. 130DAYS | 4MO. 140DAYS | 1MO. 20DAYS | 12MO. 280DAYS | 5MO. 150DAYS |
| | MEDIAN | 1MO. 50DAYS | 6MO. 50DAYS | 3MO. 260DAYS | 0MO. 170DAYS | 12MO. 110DAYS | 4MO. 270DAYS |
| | RANGE LOW | 0MO. 0DAYS | 0MO. 0DAYS | 0MO. 10DAYS | 0MO. 10DAYS | 0MO. 80DAYS | 0MO. 20DAYS |
| | HIGH | 4MO. 230DAYS | 26MO. 220DAYS | 14MO. 130DAYS | 4MO. 120DAYS | 31MO. 60DAYS | 15MO. 40DAYS |
| SPECIAL | MEAN | 0MO. 260DAYS | 9MO. 160DAYS | 3MO. 80DAYS | 0MO. 190DAYS | 13MO. 130DAYS | 3MO. 270DAYS |
| | MEDIAN | 0MO. 240DAYS | 9MO. 30DAYS | 3MO. 80DAYS | 0MO. 160DAYS | 13MO. 90DAYS | 3MO. 200DAYS |
| | RANGE LOW | 0MO. 10DAYS | 2MO. 70DAYS | 0MO. 80DAYS | 0MO. 90DAYS | 3MO. 160DAYS | 1MO. 10DAYS |
| | HIGH | 2MO. 120DAYS | 16MO. 220DAYS | 6MO. 00DAYS | 3MO. 30DAYS | 21MO. 160DAYS | 7MO. 30DAYS |

SUPERIOR COURT--APPELLATE DIVISION

TIME INTERVALS FOR DISPOSITION OF APPEALS DECIDED

TABLE 2--SUBMITTED AND DECIDED

SEPTEMBER 1 1976. TO AUG. 31 1977

| PART | MEASUREMENT | JUDGMENT BELOW TO DATE OF NOTICE OF APPEAL | DATE OF APPEAL TO DATE PERFECTED | DATE PERFECTED TO DATE SUBMITTED | DATE SUBMITTED TO DATE DECIDED | DATE OF APPEAL TO DATE DECIDED | DATE PERFECTED TO DATE DECIDED |
|-----------|-------------|--|--|--|--------------------------------------|--------------------------------------|--------------------------------------|
| ALL PARTS | MEAN | 1MO. 12DAYS | 8MO. 4DAYS | 3MO. 11DAYS | 0MO. 19DAYS | 12MO. 3DAYS | 4MO. 0DAYS |
| | MEDIAN | 1MO. 11DAYS | 7MO. 2DAYS | 2MO. 24DAYS | 0MO. 15DAYS | 11MO. 7DAYS | 3MO. 11DAYS |
| | RANGE LOW | 0MO. 0DAYS | 0MO. 0DAYS | 0MO. 1DAYS | 0MO. 0DAYS | 0MO. 0DAYS | 0MO. 3DAYS |
| | HIGH | 32MO. 21DAYS | 31MO. 4DAYS | 21MO. 1DAYS | 7MO. 28DAYS | 34MO. 2DAYS | 21MO. 16DAYS |
| PART A | MEAN | 1MO. 17DAYS | 7MO. 29DAYS | 3MO. 22DAYS | 0MO. 24DAYS | 12MO. 16DAYS | 4MO. 17DAYS |
| | MEDIAN | 1MO. 12DAYS | 6MO. 27DAYS | 2MO. 23DAYS | 0MO. 20DAYS | 11MO. 20DAYS | 3MO. 17DAYS |
| | RANGE LOW | 0MO. 0DAYS | 0MO. 0DAYS | 0MO. 1DAYS | 0MO. 0DAYS | 0MO. 14DAYS | 0MO. 5DAYS |
| | HIGH | 22MO. 0DAYS | 31MO. 4DAYS | 21MO. 1DAYS | 4MO. 15DAYS | 31MO. 29DAYS | 21MO. 16DAYS |
| PART B | MEAN | 1MO. 7DAYS | 8MO. 5DAYS | 3MO. 13DAYS | 0MO. 16DAYS | 12MO. 0DAYS | 3MO. 28DAYS |
| | MEDIAN | 1MO. 10DAYS | 7MO. 1DAYS | 3MO. 0DAYS | 0MO. 14DAYS | 11MO. 3DAYS | 3MO. 14DAYS |
| | RANGE LOW | 0MO. 0DAYS | 0MO. 0DAYS | 0MO. 6DAYS | 0MO. 0DAYS | 0MO. 3DAYS | 0MO. 13DAYS |
| | HIGH | 5MO. 13DAYS | 24MO. 25DAYS | 18MO. 14DAYS | 2MO. 4DAYS | 28MO. 7DAYS | 18MO. 25DAYS |
| PART C | MEAN | 1MO. 11DAYS | 8MO. 13DAYS | 3MO. 11DAYS | 0MO. 23DAYS | 12MO. 16DAYS | 4MO. 4DAYS |
| | MEDIAN | 1MO. 11DAYS | 7MO. 6DAYS | 2MO. 22DAYS | 0MO. 16DAYS | 11MO. 20DAYS | 3MO. 13DAYS |
| | RANGE LOW | 0MO. 0DAYS | 0MO. 2DAYS | 0MO. 3DAYS | 0MO. 0DAYS | 0MO. 0DAYS | 0MO. 3DAYS |
| | HIGH | 21MO. 6DAYS | 27MO. 14DAYS | 14MO. 26DAYS | 7MO. 28DAYS | 34MO. 2DAYS | 16MO. 7DAYS |
| PART D | MEAN | 1MO. 13DAYS | 8MO. 3DAYS | 3MO. 6DAYS | 0MO. 18DAYS | 11MO. 25DAYS | 3MO. 23DAYS |
| | MEDIAN | 1MO. 11DAYS | 7MO. 6DAYS | 2MO. 18DAYS | 0MO. 14DAYS | 11MO. 0DAYS | 3MO. 1DAYS |
| | RANGE LOW | 0MO. 0DAYS | 0MO. 21DAYS | 0MO. 1DAYS | 0MO. 3DAYS | 0MO. 0DAYS | 0MO. 8DAYS |
| | HIGH | 13MO. 4DAYS | 23MO. 20DAYS | 11MO. 20DAYS | 5MO. 20DAYS | 27MO. 12DAYS | 12MO. 9DAYS |
| PART E | MEAN | 1MO. 15DAYS | 8MO. 13DAYS | 3MO. 8DAYS | 0MO. 16DAYS | 12MO. 7DAYS | 3MO. 24DAYS |
| | MEDIAN | 1MO. 11DAYS | 7MO. 7DAYS | 2MO. 28DAYS | 0MO. 14DAYS | 11MO. 7DAYS | 3MO. 9DAYS |
| | RANGE LOW | 0MO. 0DAYS | 1MO. 27DAYS | 0MO. 15DAYS | 0MO. 6DAYS | 5MO. 9DAYS | 1MO. 3DAYS |
| | HIGH | 13MO. 5DAYS | 22MO. 6DAYS | 11MO. 18DAYS | 3MO. 22DAYS | 26MO. 6DAYS | 12MO. 29DAYS |
| PART F | MEAN | 1MO. 11DAYS | 8MO. 1DAYS | 3MO. 11DAYS | 0MO. 18DAYS | 12MO. 0DAYS | 3MO. 29DAYS |
| | MEDIAN | 1MO. 10DAYS | 6MO. 20DAYS | 2MO. 24DAYS | 0MO. 15DAYS | 10MO. 12DAYS | 3MO. 13DAYS |
| | RANGE LOW | 0MO. 1DAYS | 1MO. 0DAYS | 0MO. 19DAYS | 0MO. 7DAYS | 3MO. 14DAYS | 1MO. 5DAYS |
| | HIGH | 12MO. 10DAYS | 27MO. 18DAYS | 15MO. 22DAYS | 3MO. 23DAYS | 29MO. 26DAYS | 16MO. 7DAYS |
| PART G | MEAN | 1MO. 12DAYS | 8MO. 4DAYS | 3MO. 7DAYS | 0MO. 20DAYS | 12MO. 1DAYS | 3MO. 27DAYS |
| | MEDIAN | 1MO. 11DAYS | 7MO. 17DAYS | 2MO. 18DAYS | 0MO. 15DAYS | 11MO. 28DAYS | 3MO. 10DAYS |
| | RANGE LOW | 0MO. 0DAYS | 0MO. 0DAYS | 0MO. 2DAYS | 0MO. 1DAYS | 0MO. 3DAYS | 0MO. 3DAYS |
| | HIGH | 32MO. 21DAYS | 19MO. 24DAYS | 19MO. 22DAYS | 5MO. 19DAYS | 29MO. 0DAYS | 20MO. 6DAYS |
| SPECIAL | MEAN | 1MO. 5DAYS | 5MO. 24DAYS | 3MO. 4DAYS | 0MO. 12DAYS | 8MO. 14DAYS | 3MO. 8DAYS |
| | MEDIAN | 1MO. 9DAYS | 4MO. 19DAYS | 2MO. 22DAYS | 0MO. 11DAYS | 7MO. 17DAYS | 3MO. 2DAYS |
| | RANGE LOW | 0MO. 0DAYS | 0MO. 6DAYS | 1MO. 5DAYS | 0MO. 0DAYS | 0MO. 0DAYS | 1MO. 15DAYS |
| | HIGH | 2MO. 20DAYS | 13MO. 15DAYS | 11MO. 15DAYS | 0MO. 27DAYS | 16MO. 2DAYS | 11MO. 6DAYS |

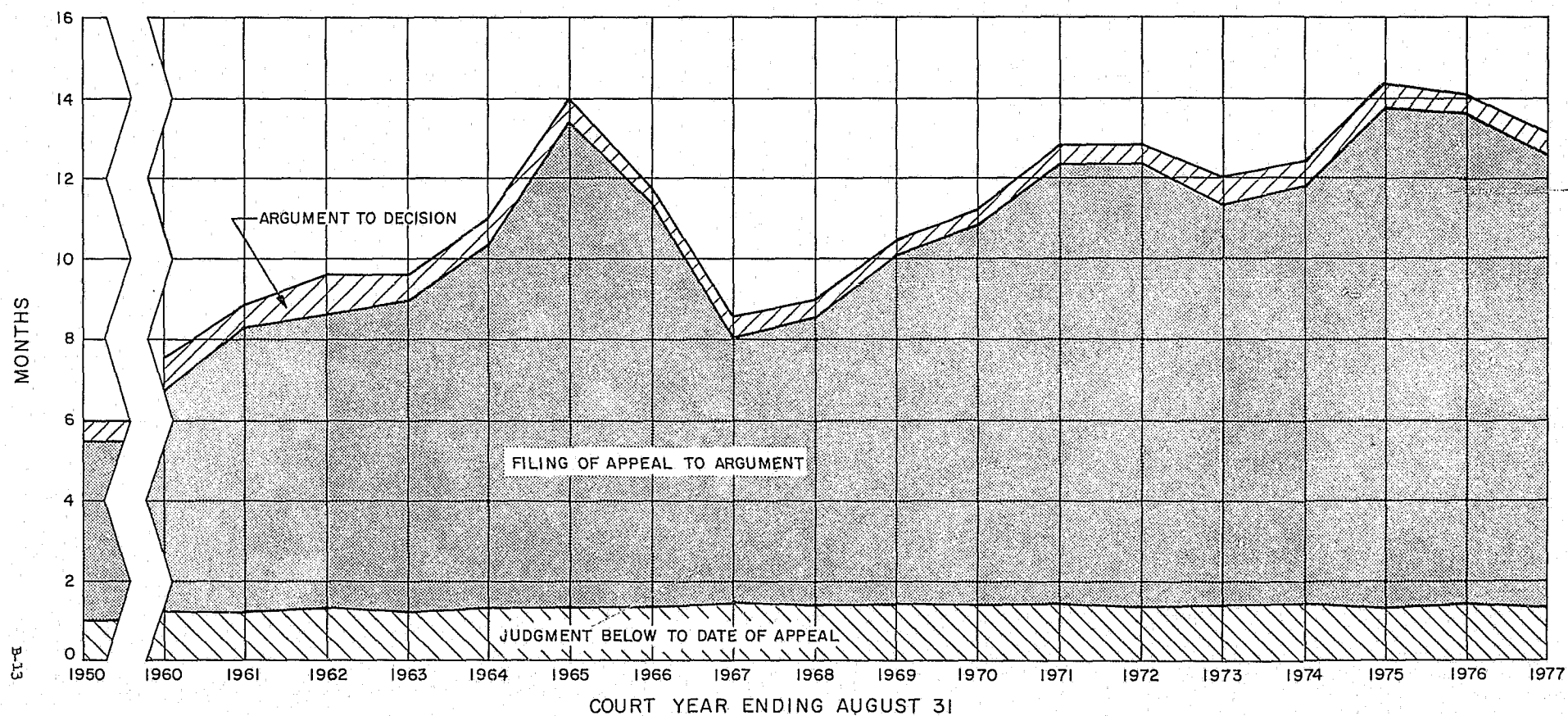
SUPERIOR COURT--APPELLATE DIVISION

TIME INTERVALS FOR DISPOSITION OF APPEALS DECIDED
TABLE 3--TOTAL, ARGUED AND SUBMITTED AND DECIDED
 SEPTEMBER 1 1976 TO AUG. 31 1977

| PART | MEASUREMENT | JUDGMENT BELOW TO DATE OF NOTICE OF APPEAL | DATE OF APPEAL TO DATE PERFECTED | DATE PERFECTED TO DATE ARGUED OR SUBMITTED | DATE ARGUED OR SUBMITTED TO DATE DECIDED | DATE OF APPEAL TO DATE DECIDED | DATE PERFECTED TO DATE DECIDED |
|-----------|-------------|--|--|--|--|--------------------------------------|--------------------------------------|
| ALL PARTS | MEAN | 1MO. 90DAYS | 7MO. 27DAYS | 3MO. 27DAYS | 0MO. 23DAYS | 12MO. 15DAYS | 4MO. 19DAYS |
| | MEDIAN | 1MO. 10DAYS | 6MO. 21DAYS | 3MO. 6DAYS | 0MO. 16DAYS | 11MO. 24DAYS | 3MO. 28DAYS |
| | RANGE LOW | 0MO. 0DAYS | 0MO. 0DAYS | 0MO. 0DAYS | 0MO. 0DAYS | 0MO. 0DAYS | 0MO. 20DAYS |
| | HIGH | 32MO. 21DAYS | 32MO. 23DAYS | 21MO. 1DAYS | 14MO. 17DAYS | 37MO. 28DAYS | 22MO. 5DAYS |
| PART A | MEAN | 1MO. 13DAYS | 7MO. 14DAYS | 4MO. 11DAYS | 0MO. 28DAYS | 12MO. 21DAYS | 5MO. 7DAYS |
| | MEDIAN | 1MO. 10DAYS | 6MO. 6DAYS | 3MO. 7DAYS | 0MO. 21DAYS | 12MO. 6DAYS | 4MO. 6DAYS |
| | RANGE LOW | 0MO. 0DAYS | 0MO. 0DAYS | 0MO. 0DAYS | 0MO. 0DAYS | 0MO. 14DAYS | 0MO. 3DAYS |
| | HIGH | 22MO. 0DAYS | 31MO. 4DAYS | 21MO. 1DAYS | 5MO. 14DAYS | 31MO. 29DAYS | 21MO. 16DAYS |
| PART B | MEAN | 1MO. 7DAYS | 8MO. 1DAYS | 3MO. 24DAYS | 0MO. 20DAYS | 12MO. 13DAYS | 4MO. 13DAYS |
| | MEDIAN | 1MO. 9DAYS | 7MO. 0DAYS | 3MO. 6DAYS | 0MO. 15DAYS | 11MO. 26DAYS | 3MO. 23DAYS |
| | RANGE LOW | 0MO. 0DAYS | 0MO. 0DAYS | 0MO. 0DAYS | 0MO. 0DAYS | 0MO. 3DAYS | 0MO. 5DAYS |
| | HIGH | 12MO. 16DAYS | 24MO. 25DAYS | 18MO. 14DAYS | 14MO. 17DAYS | 28MO. 7DAYS | 18MO. 25DAYS |
| PART C | MEAN | 1MO. 8DAYS | 7MO. 26DAYS | 3MO. 27DAYS | 0MO. 28DAYS | 12MO. 20DAYS | 4MO. 25DAYS |
| | MEDIAN | 1MO. 9DAYS | 6MO. 24DAYS | 3MO. 6DAYS | 0MO. 17DAYS | 12MO. 1DAYS | 4MO. 3DAYS |
| | RANGE LOW | 0MO. 0DAYS | 0MO. 0DAYS | 0MO. 3DAYS | 0MO. 0DAYS | 0MO. 0DAYS | 0MO. 3DAYS |
| | HIGH | 21MO. 6DAYS | 27MO. 14DAYS | 14MO. 26DAYS | 14MO. 15DAYS | 37MO. 28DAYS | 22MO. 5DAYS |
| PART D | MEAN | 1MO. 9DAYS | 7MO. 22DAYS | 3MO. 25DAYS | 0MO. 19DAYS | 12MO. 4DAYS | 4MO. 13DAYS |
| | MEDIAN | 1MO. 10DAYS | 6MO. 23DAYS | 3MO. 8DAYS | 0MO. 15DAYS | 11MO. 12DAYS | 3MO. 27DAYS |
| | RANGE LOW | 0MO. 0DAYS | 0MO. 0DAYS | 0MO. 1DAYS | 0MO. 1DAYS | 0MO. 0DAYS | 0MO. 8DAYS |
| | HIGH | 13MO. 4DAYS | 23MO. 20DAYS | 13MO. 5DAYS | 5MO. 20DAYS | 27MO. 12DAYS | 13MO. 21DAYS |
| PART E | MEAN | 1MO. 11DAYS | 8MO. 14DAYS | 3MO. 23DAYS | 0MO. 21DAYS | 12MO. 27DAYS | 4MO. 13DAYS |
| | MEDIAN | 1MO. 11DAYS | 6MO. 17DAYS | 3MO. 6DAYS | 0MO. 14DAYS | 11MO. 18DAYS | 4MO. 2DAYS |
| | RANGE LOW | 0MO. 0DAYS | 0MO. 0DAYS | 0MO. 0DAYS | 0MO. 6DAYS | 0MO. 16DAYS | 0MO. 3DAYS |
| | HIGH | 13MO. 5DAYS | 32MO. 23DAYS | 15MO. 20DAYS | 4MO. 13DAYS | 35MO. 16DAYS | 16MO. 0DAYS |
| PART F | MEAN | 1MO. 9DAYS | 7MO. 27DAYS | 4MO. 1DAYS | 0MO. 20DAYS | 12MO. 17DAYS | 4MO. 20DAYS |
| | MEDIAN | 1MO. 9DAYS | 6MO. 16DAYS | 3MO. 7DAYS | 0MO. 16DAYS | 11MO. 18DAYS | 3MO. 27DAYS |
| | RANGE LOW | 0MO. 1DAYS | 0MO. 21DAYS | 0MO. 6DAYS | 0MO. 7DAYS | 2MO. 3DAYS | 0MO. 20DAYS |
| | HIGH | 12MO. 10DAYS | 27MO. 18DAYS | 15MO. 29DAYS | 3MO. 23DAYS | 29MO. 26DAYS | 17MO. 6DAYS |
| PART G | MEAN | 1MO. 8DAYS | 7MO. 24DAYS | 3MO. 24DAYS | 0MO. 25DAYS | 12MO. 13DAYS | 4MO. 19DAYS |
| | MEDIAN | 1MO. 8DAYS | 6MO. 26DAYS | 3MO. 2DAYS | 0MO. 16DAYS | 12MO. 2DAYS | 3MO. 23DAYS |
| | RANGE LOW | 0MO. 0DAYS | 0MO. 0DAYS | 0MO. 1DAYS | 0MO. 1DAYS | 0MO. 3DAYS | 0MO. 2DAYS |
| | HIGH | 32MO. 21DAYS | 26MO. 22DAYS | 19MO. 22DAYS | 5MO. 19DAYS | 31MO. 6DAYS | 20MO. 6DAYS |
| SPECIAL | MEAN | 1MO. 2DAYS | 7MO. 8DAYS | 3MO. 6DAYS | 0MO. 15DAYS | 10MO. 12DAYS | 3MO. 16DAYS |
| | MEDIAN | 1MO. 8DAYS | 6MO. 26DAYS | 2MO. 24DAYS | 0MO. 12DAYS | 9MO. 23DAYS | 3MO. 4DAYS |
| | RANGE LOW | 0MO. 0DAYS | 0MO. 6DAYS | 0MO. 8DAYS | 0MO. 0DAYS | 0MO. 0DAYS | 1MO. 1DAYS |
| | HIGH | 2MO. 20DAYS | 16MO. 22DAYS | 11MO. 15DAYS | 3MO. 3DAYS | 21MO. 16DAYS | 11MO. 6DAYS |

SUPERIOR COURT-APPELLATE DIVISION MEDIAN TIME INTERVALS FOR DISPOSITION OF APPEALS

COURT YEARS ENDING AUGUST 31,
 1960 TO DATE COMPARED WITH 1950



INVENTORY OF MOTIONS AND PETITIONS

MOTIONS AND PETITIONS

| | |
|--|-------|
| At beginning of Period * | 179 |
| Filed | 4,054 |
| Disposed of by: | |
| Decision of Court | 3,499 |
| Withdrawn prior to presentation to court | 187 |
| Pending at end of Period | 547 |

| <u>Type of Motion or Petition</u> | <u>Beginning of Term</u> | <u>Filed</u> | <u>Decided</u> | <u>Withdrawn</u> | <u>Pending</u> |
|-------------------------------------|------------------------------|--------------|----------------|------------------|----------------|
| Accellerate appeal or motion | 6 | 99 | 91 | 5 | 9 |
| Amend/supplement record | 3 | 65 | 57 | 2 | 9 |
| Assignment of counsel | 0 | 3 | 3 | 0 | 0 |
| Bail | 4 | 147 | 146 | 1 | 4 |
| Consolidate appeals separate briefs | 2 | 116 | 99 | 2 | 17 |
| Costs | 1 | 14 | 11 | 0 | 4 |
| Counsel Fees | 0 | 48 | 35 | 1 | 12 |
| Motion to dismiss appeal | 19 | 356 | 300 | 23 | 52 |
| Dissolve Stay | 0 | 1 | 1 | 0 | 0 |
| Motion to extend time | 22 | 516 | 404 | 25 | 109 |
| Leave to: | | | | | |
| Appeal | 45 | 770 | 647 | 73 | 95 |
| Appeal as indigent | 7 | 144 | 122 | 3 | 26 |
| Appeal as amicus curiae | 5 | 39 | 38 | 0 | 6 |
| Expand brief/record | 0 | 70 | 56 | 1 | 13 |
| Intervene | 0 | 24 | 24 | 0 | 0 |
| Withdraw as attorney | 1 | 67 | 60 | 1 | 7 |
| Rehearing or reconsideration | 2 | 129 | 113 | 0 | 18 |
| Relax rules | 0 | 1 | 1 | 0 | 0 |
| Remand-M | 2 | 96 | 73 | 5 | 20 |
| Restrain | 0 | 2 | 2 | 0 | 0 |
| Stay | 13 | 373 | 341 | 19 | 26 |
| Strike exhibits | 0 | 1 | 1 | 0 | 0 |
| Suppress brief | 0 | 9 | 5 | 0 | 4 |
| Vacate dismissal or reinstate | 10 | 87 | 83 | 2 | 12 |
| Counsel fees and costs | 7 | 98 | 75 | 3 | 27 |
| Miscellaneous | 30 | 779 | 711 | 21 | 77 |
| | * | | | | |
| TOTAL | 179 | 4054 | 3499 | 187 | 547 |

TYPE OF DECISION:

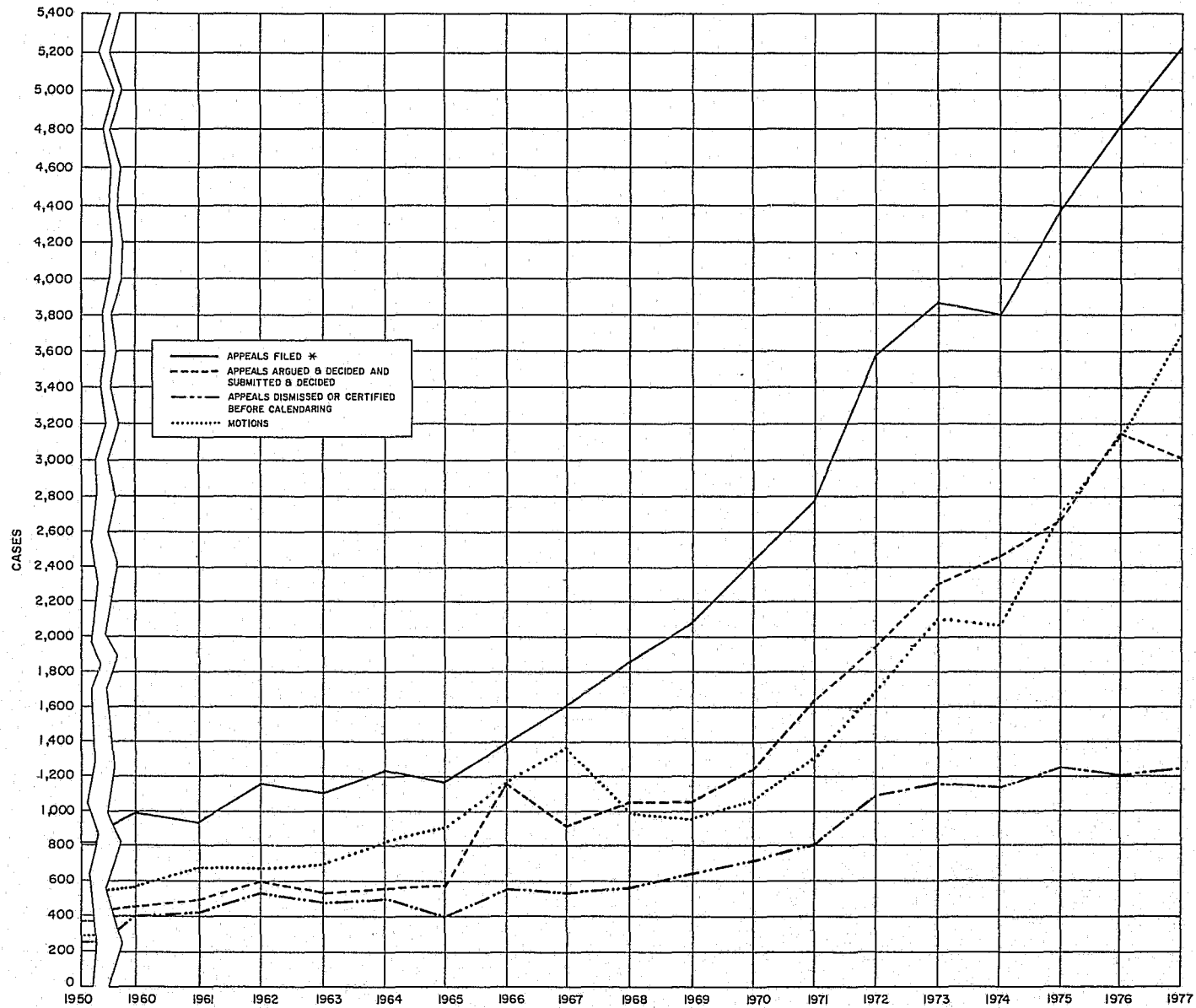
| | |
|---------|-------|
| Part A | 312 |
| Part B | 303 |
| Part C | 487 |
| Part D | 318 |
| Part E | 356 |
| Part F | 356 |
| Part G | 354 |
| Special | 1,013 |
| TOTAL | 3,499 |

Source: Office of the Clerk, Appellate Division of the Superior Court.

* Data differs from report for the court year ending August 31, 1976 by -91 motions and petitions due to adjustments in caseload input from computerized docketing control system.

SUPERIOR COURT - APPELLATE DIVISION
APPEALS AND MOTIONS

COURT YEARS ENDING AUGUST 31,
1960 TO DATE COMPARED WITH 1950



COURT YEAR ENDING AUGUST 31

* INCLUDES APPEALS FILED WHICH ARE CERTIFIED TO THE SUPREME COURT BEFORE CALENDARING.

Appeals Deficiency Analysis

September 1, 1976 to August 31, 1977

| <u>Brief Deficiencies on Appeal</u> | <u>Number</u> | <u>Percent</u> |
|--|---------------|----------------|
| Judgment, order or determination appealed from, missing | 103 | 5.6% |
| Any opinion or statement of reasons of the lower court | 2 | 0.1% |
| Notice or notices of appeal missing | 114 | 6.1% |
| Order granting leave to appeal missing | 12 | 0.7% |
| Principal pleadings | 98 | 5.3% |
| Pretrial order missing | 4 | 0.2% |
| No transcript of testimony | 477 | 25.7% |
| Filing dates of papers not shown | 178 | 9.6% |
| Improper or no pagination of appendix | 49 | 2.6% |
| Illegible reproduction | 103 | 5.6% |
| Procedural history and statements of facts combined | 32 | 1.7% |
| Statement of facts lacks supporting references | 123 | 6.6 |
| Cover wrong color | 26 | 1.4% |
| No procedural history | 39 | 2.1% |
| Cover wrong material | 130 | 7.0% |
| Cover wrong form | 90 | 4.8% |
| No appendix | 27 | 1.5% |
| No index to appendix | 20 | 1.1% |
| Appendix long form | 22 | 1.2% |
| Brief not adequately fastened | 2 | 0.1% |
| Page missing | 9 | 0.5% |
| No point heading in table of contents | 4 | 0.2% |
| Other | <u>192</u> | <u>10.3%</u> |
| TOTAL | 1,856 | 100.0% |

Source: Office of the Clerk, Appellate Division of
the Superior Court.

Motion Deficiency Analysis
September 1, 1976 to August 31, 1977

| <u>Type of Deficiency</u> | <u>Number</u> | <u>Percent</u> |
|--|---------------|----------------|
| No supporting brief | 441 | 13.1% |
| Overlength brief | 12 | 0.4% |
| No supporting or verifying affidavits | 46 | 1.4% |
| Insufficient number of motion papers | 520 | 15.5% |
| Improper size paper | 1 | 0.03% |
| No copies of judgment or order | 275 | 8.2% |
| No copies of written opinion of lower court, or transcript of oral opinion or statement of reasons | 393 | 11.7% |
| No acknowledgment or proof of service | 999 | 29.8% |
| No filing fee | 2 | 0.1% |
| 15-day service and filing requirement of R.2:5-6 has not been met | 11 | 0.3% |
| Illegibility | 1 | 0.03% |
| No original notice of motion, affidavit or brief | 112 | 3.3% |
| Papers not signed | 45 | 1.3% |
| Improperly notarized | 17 | 0.5% |
| Other | <u>483</u> | <u>14.4%</u> |
| TOTAL | 3,358 | 100.0% |

Source: Office of the Clerk, Appellate Division of the Superior Court.

STATISTICAL TABLES PREPARED BY THE
CENTRAL APPELLATE RESEARCH STAFF
SEPTEMBER 1, 1976 TO AUGUST 31, 1977

The primary function of the Central Appellate Research Staff is the preparation of in-depth legal memoranda on cases of intermediate complexity pending before the Appellate Division of the Superior Court. The objective is to provide the court with pre-decisional research which will be of assistance in the ultimate disposition of the appeals. As an adjunct to the research function the Staff collects and compiles statistical data related to the intermediate appellate process in New Jersey. The following tables represent the data collected for the 1976-77 court year. They provide a wealth of information concerning the intermediate appellate court but no attempt will be made here to comment on the information beyond that which is necessary to explain or illustrate the purposes of the various tables.

For those who may be interested in comparing the information contained in these tables with the information compiled by the Staff in prior years, it should be noted that Tables 3, 5 and 6 have again been eliminated. These tables last appeared in the 1973-74 report but thereafter it was determined that the relatively limited information provided by these tables did not justify the time and effort expended in collecting and compiling the data. The remaining tables have not been renumbered so comparison with prior reporting periods can be easily achieved.

Table 1 shows the time intervals from the point of an appealable decision, through the various stages of the intermediate appellate process and ultimately to decision by the Appellate Division. This year the time lapse intervals have been calculated upon the 3,001 appeals decided by the Appellate Division during the 1976-77 court year. Within Table 1 the cases are broken down into the categories of civil and criminal. "Quasi-criminal" matters such as disorderly persons offenses have been placed into the criminal category. Juvenile cases, being neither civil nor criminal, have been classified as criminal. In prior years juvenile cases were classified as civil. The current change is an effort to keep in step with the tenor of the times. Table 1 is also broken down into appeals which were accompanied by a memorandum from the Central Appellate Research Staff ("Staff Processed") and those which were not. In using this table (as well as Tables 1A and 2) it is suggested that the median figure is probably the most meaningful.

Table 1A is a further breakdown of criminal cases in an effort to provide a significant comparison between the time lapse in staff-processed cases and non staff-processed cases. The middle column represents those appeals where the only issue raised was that the sentence imposed was excessive. Because of the relative ease with which these cases can be decided they are never accompanied by a staff memorandum.

Thus, Table 1A permits elimination of these cases when comparing staff-processed criminal appeals and non staff-processed criminal appeals.

Table 2 is essentially a further breakdown of one aspect of the time lapse between appealable decision and the opinion rendered by the Appellate Division. It sets out data on motions made to the Appellate Division for extensions of time in relation to the filing of briefs. Under the Rules Governing the Courts of the State of New Jersey an appellant has a 45 day period within which to file a brief and once filed a respondent has 30 days to file an answering brief. R.2:6-11. Table 2 shows extensions granted to permit filing beyond the time limits specified in the rule. In certain appeals extensions are granted to both the appellant and the respondent or more than one extension may have been granted to either side. Therefore, although the Appellate Division granted a total of 1450 extensions those occurred in only 996 appeals. All percentages relate to the 996 appeals where extensions were granted rather than to all appeals decided during the court year.

Table 4 is a breakdown of the types of cases which are appealed. It sets out the number of cases, the number of reversals and the number of affirmances in each of the 19

generic categories. The figures are also provided on a percentage basis with the "percent of total" relating to all appeals decided during the court year (3,001) and the other percentage calculations relating only to the specific category. The term "reversed", as used in this table, includes not only those appeals where the entire judgment was reversed but also those appeals where a judgment was modified, vacated or reversed only in part. This is done in an effort to reflect more accurately the instances where appellants were successful, although perhaps not on every issue raised.

It should be noted that in the 1974-75 report the category "Criminal Guilty Plea" contained only the appeals where the sole issue raised was the validity of the plea itself. The category was expanded for the 1975-76 report and again this year, to include all appeals from guilty pleas regardless of the type or number of issues raised with the sole exception of appeals from guilty pleas where the only issue presented was a claim of excessive sentence. The latter type of appeal is currently contained in the category "Criminal Sentence Review Only."

Table 7 is a compilation of the issues raised on appeal in all cases decided by the Appellate Division during the court year. It shows not only the number of times a specific issue has been raised, by also the number of times any given issue was successful on appeal.

The second column from the left reflects the percentage computation of the number of times a specific issue was raised in the 3,001 appeals decided during the court year. For example, in 35.19 percent of all appeals decided, the appellants argued that the trial judges' or agencies' findings of fact were erroneous, inadequate or not supported by the evidence.

The fourth column from the left, on the other hand, is a percentage calculation of the number of times an issue was successful as against the number of times it was raised. Using the same example the table shows that the argument concerning the fact finding of the judge or agency succeeded 193 times although raised 1,056 times, for a "success rate" of 18.28 percent.

A word of caution is appropriate concerning any conclusions that might be drawn from the figures in the third and fourth columns. In some instances the Appellate Division will "reverse" a judgment based upon an issue not specifically raised. This reason for reversal is reflected in the third and fourth columns but not in the first column because the issue causing reversal was not specifically advanced by the appellant. In the vast majority of categories this variation will produce only a slight change in the statistics and the fourth column will give a reasonably accurate percentage in reference to the first column. In a few categories, however, this form of variation may be the reason for what appears to be

an inordinately high percentage in the fourth column. See e.g., "Plenary Hearing Needed."

Table 8 is a tabulation of the Central Appellate Research Staff's production over the 12 month period. It shows the cases worked on by the Staff during the 1976-77 court year, although not every case worked on was decided by the court during the same court year. In all probability, the cases prepared in June, July and August were not decided by the court until sometime during the 1977-78 court year. The major month-to-month fluctuations generally reflect variations in the number of attorneys on staff. During the 1976-77 court year the staff worked on 53 more cases than it had worked on during the 1975-76 court year.

3,001 APPEALS DECIDED BY
WRITTEN OPINION

TABLE 1
SUPERIOR COURT - APPELLATE DIVISION
ELAPSED TIME IN THE APPELLATE PROCESS

DAYS FROM APPEALABLE
TRIAL COURT JUDGMENT TO:

SEPTEMBER 1, 1976 TO AUGUST 31, 1977
A. CIVIL B. CRIMINAL¹

C. ALL CASES

APPEAL TAKEN
90TH PERCENTILE
MEAN
MEDIAN
RANGE

54 DAYS
38 DAYS
38 DAYS
0 DAYS - 411 DAYS

50 DAYS
39 DAYS
41 DAYS
0 DAYS - 217 DAYS

52 DAYS
38 DAYS
40 DAYS
0 DAYS - 411 DAYS

TRANSCRIPT OF TESTIMONY
FILED IN APPELLATE COURT
90TH PERCENTILE
MEAN
MEDIAN
RANGE

245 DAYS
118 DAYS
82 DAYS
3 DAYS - 901 DAYS

390 DAYS
180 DAYS
123 DAYS
0 DAYS - 934 DAYS

339 DAYS
145 DAYS
92 DAYS
0 DAYS - 934 DAYS

APPELLANTS BRIEF FILED
90TH PERCENTILE
MEAN
MEDIAN
RANGE

298 DAYS
166 DAYS
136 DAYS
0 DAYS - 798 DAYS

425 DAYS
243 DAYS
211 DAYS
1 DAYS - 934 DAYS

377 DAYS
198 DAYS
158 DAYS
0 DAYS - 934 DAYS

RESPONDANTS BRIEF FILED
90TH PERCENTILE
MEAN
MEDIAN
RANGE

408 DAYS
236 DAYS
200 DAYS
0 DAYS - 874 DAYS

504 DAYS
307 DAYS
280 DAYS
4 DAYS - 1,027 DAYS

462 DAYS
265 DAYS
224 DAYS
0 DAYS - 1,027 DAYS

REPLY BRIEF FILED
90TH PERCENTILE
MEAN
MEDIAN
RANGE

355 DAYS
234 DAYS
209 DAYS
49 DAYS - 890 DAYS

552 DAYS
300 DAYS
283 DAYS
70 DAYS - 636 DAYS

387 DAYS
242 DAYS
211 DAYS
49 DAYS - 890 DAYS

(TABLE 1 CONTINUED)

| | A. CIVIL | B. CRIMINAL ¹ | C. ALL CASES |
|--|---------------------|--------------------------|---------------------|
| | STAFF-PROCESSED | STAFF-PROCESSED | STAFF-PROCESSED |
| ORAL ARGUMENT ² | | | |
| 90TH PERCENTILE | 612 DAYS | 694 DAYS | 616 DAYS |
| MEAN | 425 DAYS | 478 DAYS | 440 DAYS |
| MEDIAN | 410 DAYS | 447 DAYS | 413 DAYS |
| RANGE | 62 DAYS - 908 DAYS | 92 DAYS - 824 DAYS | 62 DAYS - 908 DAYS |
| SUBMITTED ² | | | |
| 90TH PERCENTILE | 564 DAYS | 681 DAYS | 657 DAYS |
| MEAN | 407 DAYS | 503 DAYS | 456 DAYS |
| MEDIAN | 388 DAYS | 528 DAYS | 432 DAYS |
| RANGE | 210 DAYS - 796 DAYS | 174 DAYS - 961 DAYS | 174 DAYS - 961 DAYS |
| APPELLATE DECISION (ORAL ARGUMENT) | | | |
| 90TH PERCENTILE | 649 DAYS | 704 DAYS | 652 DAYS |
| MEAN | 450 DAYS | 501 DAYS | 465 DAYS |
| MEDIAN | 433 DAYS | 492 DAYS | 446 DAYS |
| RANGE | 84 DAYS - 925 DAYS | 147 DAYS - 853 DAYS | 84 DAYS - 925 DAYS |
| APPELLATE DECISION (SUBMITTED) | | | |
| 90TH PERCENTILE | 572 DAYS | 690 DAYS | 676 DAYS |
| MEAN | 430 DAYS | 519 DAYS | 476 DAYS |
| MEDIAN | 411 DAYS | 537 DAYS | 453 DAYS |
| RANGE | 219 DAYS - 817 DAYS | 187 DAYS - 975 DAYS | 187 DAYS - 975 DAYS |
| APPELLATE DECISION (ORAL ARGUMENT AND SUBMITTED) | | | |
| 90TH PERCENTILE | 605 DAYS | 698 DAYS | 652 DAYS |
| MEAN | 442 DAYS | 512 DAYS | 470 DAYS |
| MEDIAN | 427 DAYS | 521 DAYS | 448 DAYS |
| RANGE | 84 DAYS - 925 DAYS | 147 DAYS - 975 DAYS | 84 DAYS - 975 DAYS |

| | A. CIVIL | B. CRIMINAL ¹ | C. ALL CASES |
|--|----------------------|--------------------------|----------------------|
| | NOT STAFF-PROCESSED | NOT STAFF-PROCESSED | NOT STAFF-PROCESSED |
| ORAL ARGUMENT ² | | | |
| 90TH PERCENTILE | 602 DAYS | 681 DAYS | 635 DAYS |
| MEAN | 388 DAYS | 407 DAYS | 392 DAYS |
| MEDIAN | 374 DAYS | 376 DAYS | 374 DAYS |
| RANGE | 2 DAYS - 1,158 DAYS | 6 DAYS - 1,095 DAYS | 2 DAYS - 1,158 DAYS |
| SUBMITTED ² | | | |
| 90TH PERCENTILE | 647 DAYS | 564 DAYS | 590 DAYS |
| MEAN | 392 DAYS | 359 DAYS | 373 DAYS |
| MEDIAN | 370 DAYS | 334 DAYS | 355 DAYS |
| RANGE | 21 DAYS - 1,034 DAYS | 8 DAYS - 920 DAYS | 8 DAYS - 1,034 DAYS |
| APPELLATE DECISION (ORAL ARGUMENT) | | | |
| 90TH PERCENTILE | 636 DAYS | 692 DAYS | 660 DAYS |
| MEAN | 419 DAYS | 433 DAYS | 422 DAYS |
| MEDIAN | 404 DAYS | 404 DAYS | 404 DAYS |
| RANGE | 7 DAYS - 1,183 DAYS | 6 DAYS - 1,110 DAYS | 6 DAYS - 1,183 DAYS |
| APPELLATE DECISION (SUBMITTED) | | | |
| 90TH PERCENTILE | 662 DAYS | 581 DAYS | 607 DAYS |
| MEAN | 412 DAYS | 375 DAYS | 391 DAYS |
| MEDIAN | 394 DAYS | 350 DAYS | 376 DAYS |
| RANGE | 21 DAYS - 1,063 DAYS | 11 DAYS - 929 DAYS | 11 DAYS - 1,063 DAYS |
| APPELLATE DECISION (ORAL ARGUMENT AND SUBMITTED) | | | |
| 90TH PERCENTILE | 654 DAYS | 610 DAYS | 624 DAYS |
| MEAN | 416 DAYS | 389 DAYS | 405 DAYS |
| MEDIAN | 399 DAYS | 362 DAYS | 387 DAYS |
| RANGE | 7 DAYS - 1,183 DAYS | 6 DAYS - 1,110 DAYS | 6 DAYS - 1,183 DAYS |

¹Includes collateral attacks on conviction.

²Does not occur in all cases.

CONTINUED

2 OF 8

TABLE 1A
 SUPERIOR COURT - APPELLATE DIVISION
 ELAPSED TIME IN THE APPELLATE PROCESS
 COMPARING EXCESSIVE SENTENCE CASES AND NON-STAFF PROCESSED CRIMINAL APPEALS

SEPTEMBER 1, 1976 TO AUGUST 31, 1977

| DAYS FROM APPEALABLE TRIAL COURT JUDGEMENT TO: | CRIMINAL | CRIMINAL | ALL OTHER |
|--|-----------------------|---|---|
| | STAFF-PROCESSED | SENTENCE REVIEW ONLY NOT STAFF-PROCESSED | CRIMINAL APPEALS NOT STAFF-PROCESSED |
| ORAL ARGUMENT | | | |
| 90TH PERCENTILE | 723 DAYS | 419 DAYS | 673 DAYS |
| MEAN | 483 DAYS | 283 DAYS | 406 DAYS |
| MEDIAN | 488 DAYS | 234 DAYS | 385 DAYS |
| RANGE | 92 DAYS - 824 DAYS | 88 DAYS - 641 DAYS | 6 DAYS - 1,095 DAYS |
| SUBMITTED | | | |
| 90TH PERCENTILE | 681 DAYS | 423 DAYS | 618 DAYS |
| MEAN | 521 DAYS | 283 DAYS | 432 DAYS |
| MEDIAN | 527 DAYS | 264 DAYS | 443 DAYS |
| RANGE | 174 DAYS - 1,546 DAYS | 8 DAYS - 667 DAYS | 7 DAYS - 920 DAYS |
| APPELLATE DECISION (ORAL ARGUMENT) | | | |
| 90TH PERCENTILE | 756 DAYS | 428 DAYS | 689 DAYS |
| MEAN | 505 DAYS | 297 DAYS | 434 DAYS |
| MEDIAN | 502 DAYS | 245 DAYS | 403 DAYS |
| RANGE | 147 DAYS - 853 DAYS | 111 DAYS - 650 DAYS | 6 DAYS - 1,110 DAYS |
| APPELLATE DECISION (SUBMITTED) | | | |
| 90TH PERCENTILE | 698 DAYS | 438 DAYS | 639 DAYS |
| MEAN | 538 DAYS | 298 DAYS | 450 DAYS |
| MEDIAN | 537 DAYS | 280 DAYS | 458 DAYS |
| RANGE | 187 DAYS - 1,562 DAYS | 11 DAYS - 676 DAYS | 7 DAYS - 929 DAYS |
| APPELLATE DECISION (ORAL ARGUMENT SUBMITTED) | | | |
| 90TH PERCENTILE | 704 DAYS | 438 DAYS | 658 DAYS |
| MEAN | 526 DAYS | 298 DAYS | 444 DAYS |
| MEDIAN | 524 DAYS | 280 DAYS | 443 DAYS |
| RANGE | 147 DAYS - 1,562 DAYS | 11 DAYS - 676 DAYS | 6 DAYS - 1,110 DAYS |

TABLE 2
SUPERIOR COURT - APPELLATE DIVISION
EXTENSIONS OF TIME ON APPEAL

SEPTEMBER 1, 1976 TO AUGUST 31, 1977

| | A. NUMBER OF CASES IN WHICH EXTENSION GRANTED | PERCENT** OF TOTAL APPEALS | B. NUMBER OF EXTENSIONS IN CASES WHERE 1 OR MORE EXTENSIONS GRANTED | C. NUMBER OF DAYS FOR WHICH EXTENSIONS GRANTED |
|--|--|-------------------------------------|--|--|
| FOR FILING APPELLANTS BRIEF | 592 | 40.8% | 90TH PERCENTILE 2 MEAN 1.2 MEDIAN 1 RANGE 1 - 4 | 90TH PERCENTILE 45 DAYS MEAN 31 DAYS MEDIAN 30 DAYS RANGE 2 DAYS - 122 DAYS |
| FOR FILING RESPONDENTS BRIEF | 823 | 56.8% | 90TH PERCENTILE 2 MEAN 1.2 MEDIAN 1 RANGE 1 - 4 | 90TH PERCENTILE 90 DAYS MEAN 47 DAYS MEDIAN 30 DAYS RANGE 5 DAYS - 331 DAYS |
| TOTALS FOR ALL PURPOSES IN ALL CASES | 1,450 * | 100.0% | 90TH PERCENTILE 2 MEAN 1.5 MEDIAN 1 RANGE 1 - 9 | 90TH PERCENTILE 60 DAYS MEAN 40 DAYS MEDIAN 30 DAYS RANGE 2 DAYS - 331 DAYS |

* These 1,450 extensions occurred in 996 appeals.

** All percentages relate to the 996 appeals where extensions were granted rather than to all appeals decided during the court year.

TABLE 4
SUPERIOR COURT - APPELLATE DIVISION
TYPES OF CASES AND REVERSAL RATE

SEPTEMBER 1, 1976 TO AUGUST 31, 1977

| TYPE OF CASE | NUMBER OF CASES | PERCENT OF TOTAL | R E V E R S E D* | | N O T NUMBER OF CASES | R E V E R S E D PERCENT OF CASES IN THIS CATEGORY |
|-------------------------------|--------------------|------------------------|--------------------|---|-----------------------------|--|
| | | | NUMBER OF CASES | PERCENT OF CASES IN THIS CATEGORY | | |
| ADMINISTRATIVE LAW | 425 | 14% | 89 | 21% | 336 | 79% |
| CONTRACTS | 408 | 14% | 162 | 40% | 246 | 60% |
| CRIMINAL | 593 | 20% | 166 | 28% | 427 | 72% |
| CRIMINAL GUILTY PLEA | 29 | 1% | 15 | 52% | 14 | 48% |
| CRIMINAL SENTENCE REVIEW ONLY | 420 | 14% | 33 | 8% | 387 | 92% |
| QUASI-CRIMINAL | 112 | 4% | 15 | 13% | 97 | 87% |
| POST-CONVICTION RELIEF | 23 | 1% | 2 | 9% | 21 | 91% |
| MATRIMONIAL ACTION | 167 | 6% | 79 | 47% | 88 | 53% |
| DOMESTIC RELATIONS | 18 | 1% | 9 | 50% | 9 | 50% |
| JUVENILE | 44 | 1% | 15 | 34% | 29 | 66% |
| PROPERTY | 77 | 3% | 26 | 34% | 51 | 66% |
| TAXATION | 50 | 2% | 13 | 26% | 37 | 74% |
| TORT | 226 | 8% | 78 | 35% | 148 | 65% |
| TRUSTS AND ESTATES | 40 | 1% | 14 | 35% | 26 | 65% |
| WORKERS COMPENSATION | 118 | 4% | 27 | 23% | 91 | 77% |
| MUNICIPAL LAW | 157 | 5% | 43 | 27% | 114 | 73% |
| CONTEMPT | 9 | 0% | 5 | 56% | 4 | 44% |
| ELECTION | 16 | 1% | 8 | 50% | 8 | 50% |
| OTHER | 69 | 2% | 22 | 32% | 47 | 68% |
| TOTALS | 3,001 | 100% | 821 | 27% | 2,180 | 73% |

| TYPE OF CASE | NUMBER OF CASES | PERCENT OF TOTAL | R E V E R S E D* | | N O T NUMBER OF CASES | R E V E R S E D PERCENT OF CASES IN THIS CATEGORY |
|--------------|--------------------|------------------------|--------------------|---|-----------------------------|--|
| | | | NUMBER OF CASES | PERCENT OF CASES IN THIS CATEGORY | | |
| CIVIL | 1,780 | 59% | 575 | 32% | 1,205 | 68% |
| CRIMINAL | 1,221 | 41% | 246 | 20% | 975 | 80% |

* Includes those cases where the judgment or decision appealed has been reversed in toto, reversed in part or modified.

TABLE 7

SUPERIOR COURT OF NEW JERSEY - APPELLATE DIVISION

TOTAL: GROUNDS ASSERTED ON APPEAL

September 1, 1976 to August 31, 1977

| Total No. of Times Ground Asserted on Appeals | *Percent of Appeals on which this Ground was Asserted | ** No. of Reversals on this Ground | Percent Reversed on this Ground | BY APPELLANT |
|---|---|---|--|---|
| 1,056 | 35.19 | 193 | 18.28 | Trial judge's or agency's findings of fact erroneous or not supported by evidence or inadequate |
| 628 | 20.93 | 30 | 4.78 | Excessive sentence (In criminal cases) |
| 561 | 18.69 | 142 | 25.31 | Erroneous application of law |
| 405 | 13.50 | 41 | 10.12 | Erroneous ruling on admissibility of evidence (admitting or excluding evidence) |
| 319 | 10.63 | 30 | 9.40 | Abuse of discretion |
| 254 | 8.46 | 15 | 5.91 | Erroneous instructions to the jury (giving or failing to give instructions) |
| 199 | 6.63 | 62 | 31.16 | Error in imposing, failing to impose or computing interest, damage, penalty, award or assessment |
| 197 | 6.56 | 8 | 4.06 | Denial of due process |
| 150 | 5.00 | 2 | 1.33 | Refusal of trial judge to direct verdict or enter judgment as a matter of law for appellate (or appellee on cross-appeal) |
| 141 | 4.70 | 9 | 6.38 | Evidence insufficient to support verdict (in jury cases) |

(Table 7 - continued) Page 2

| Total No. of Times Ground Asserted on Appeals | * Percent of Appeals on which this ground was Asserted | ** No. of Reversals on this Ground | Percent Reversed on this Ground | BY APPELLANT |
|---|--|------------------------------------|---------------------------------|---|
| 137 | 4.57 | 47 | 34.31 | Erroneous interpretation of law |
| 107 | 3.57 | 29 | 27.10 | Entry of directed verdict or judgment as matter of law against appellant |
| 107 | 3.57 | 3 | 2.80 | Prejudicial argument by counsel to jury |
| 103 | 3.43 | 29 | 28.16 | Error in award or failure to award counsel fees or costs (inadequate, excessive or not appropriate for award) |
| 92 | 3.07 | 4 | 4.35 | Error in granting or denying motion for new trial |
| 83 | 2.77 | 26 | 31.33 | Statutory interpretation |
| 77 | 2.57 | 11 | 14.29 | Procedural defect below or failure to abide by rules |
| 67 | 2.23 | 2 | 2.99 | Statute or ordinance unconstitutional |
| 66 | 2.20 | 1 | 1.52 | Error in denial of mistrial |
| 64 | 2.13 | 10 | 15.63 | Erroneous dismissal |
| 59 | 1.97 | 14 | 23.73 | Lack of jurisdiction |
| 52 | 1.73 | 26 | 50.00 | Plenary hearing needed |
| 51 | 1.70 | 35 | 68.63 | Merger |
| 49 | 1.63 | 4 | 8.16 | Prevailing rule of law erroneous |
| 48 | 1.60 | 8 | 16.67 | Other |
| 44 | 1.47 | 2 | 4.55 | Cumulative error |

| Total No. of Times Ground Asserted on Appeals | * Percent of Appeals on which this ground was Asserted | ** No. of Reversals on this Ground | Percent Reversed on this Ground | BY APPELLANT |
|---|--|---|--|---|
| 42 | 1.40 | 25 | 59.52 | Legal search and seizure (raised by the State) |
| 41 | 1.37 | 5 | 12.20 | Improper or inadequate pre-trial discovery |
| 41 | 1.37 | 2 | 4.88 | Improper trial conduct of prosecuting attorney (in criminal cases) |
| 39 | 1.30 | 0 | .00 | Denial of equal protection |
| 39 | 1.30 | 29 | 74.36 | Illegal sentence |
| 39 | 1.30 | 3 | 7.69 | Laches, res judicata, collateral estoppel, and waiver |
| 38 | 1.27 | 8 | 21.05 | Illegal search and seizure |
| 35 | 1.17 | 0 | .00 | Improper conduct of judge |
| 33 | 1.10 | 1 | 3.03 | Identification or procedure improper |
| 26 | .87 | 3 | 11.54 | Construction of contract |
| 25 | .83 | 9 | 36.00 | Excessive verdict or inadequate verdict |
| 24 | .80 | 0 | .00 | Confession wrongly admitted |
| 24 | .80 | 1 | 4.17 | Erroneous grant of severance or joinder; erroneous consolidation |
| 24 | .80 | 0 | .00 | Inadequate representation by counsel (in criminal cases) |
| 17 | .57 | 2 | 11.76 | Erroneous denial of adjournment or continuance |

(Table 7 - continued) Page 4

| Total No. of Times Ground Asserted on Appeals | * Percent of Appeals on which this ground was Asserted | ** No. of Reversals on this Ground | Percent Reversed on this Ground | BY APPELLANT |
|---|--|------------------------------------|---------------------------------|---|
| 17 | .57 | 12 | 70.59 | Improper entry of judgment or improper judgment |
| 17 | .57 | 2 | 11.76 | Inconsistent or compromise verdict |
| 17 | .57 | 2 | 11.76 | Plea of guilty improper (in criminal cases) |
| 16 | .53 | 4 | 25.00 | Denial of right to speedy trial or excessive delay between offense and indictment |
| 15 | .50 | 0 | .00 | New pre-sentence report required/error in considering certain matters in sentencing |
| 14 | .47 | 0 | .00 | Right to counsel |
| 14 | .47 | 0 | .00 | Right to drug or other medical treatment |
| 13 | .43 | 0 | .00 | Improper conduct of attorney |
| 10 | .33 | 2 | 20.00 | Error in ordering arbitration or in refusing to submit thereto |
| 9 | .30 | 1 | 11.11 | Irregularity of juror or jury proceedings |
| 8 | .27 | 0 | .00 | Error or defect in jury selection or jury composition |
| 8 | .27 | 1 | 12.50 | Erroneous ruling on sufficiency of pleading |
| 7 | .23 | 1 | 14.29 | Double jeopardy |
| 6 | .20 | 0 | .00 | Disparity of sentence |
| 5 | .17 | 2 | 40.00 | Breach of plea bargain |

(Table 7 - continued) Page 5

| Total No. of Times Ground Asserted on Appeals | * Percent of Appeals on which this ground was Asserted | ** No. of Reversals on this Ground | Percent Reversed on this Ground | BY APPELLANT |
|---|--|---|--|--|
| 4 | .13 | 0 | .00 | Cruel and unusual punishment |
| 4 | .13 | 0 | .00 | New evidence |
| 3 | .10 | 0 | .00 | Federal or state preemption |
| 3 | .10 | 0 | .00 | Sequestration |
| 1 | .03 | 0 | .00 | Appellate procedural rules not followed |
| 0 | .00 | 0 | .00 | Improper probation revocation hearing |
| 0 | .00 | 0 | .00 | Refusal to remit of bail forfeiture |
| <u>5,794</u> | <u>.00</u> | <u>898</u> | <u>15.50</u> | <u>TOTALS</u> |
| | | | | * BASED UPON THE 3001 APPEALS DECIDED. ** 77 APPEALS HAD MORE THAN ONE GROUND FOR REVERSAL. |

TABLE 3
 SUPERIOR COURT OF NEW JERSEY - APPELLATE DIVISION
 CASES PROCESSED BY STAFF

SEPTEMBER 1, 1976 THROUGH AUGUST 31, 1977

| MONTH | TOTAL NUMBER OF CASES PROCESSED BY STAFF 616 | | | | NO. OF MEMOS WITHOUT OPINIONS |
|-----------|---|----------|--------------------|--------------------|-------------------------------------|
| | CIVIL | CRIMINAL | QUASI- CRIMINAL | TOTAL MEMORANDA | |
| SEPTEMBER | 23 | 17 | 1 | 41 | 0 |
| OCTOBER | 30 | 23 | 0 | 53 | 2 |
| NOVEMBER | 30 | 22 | 0 | 52 | 2 |
| DECEMBER | 36 | 17 | 0 | 53 | 1 |
| JANUARY | 34 | 14 | 0 | 48 | 0 |
| FEBRUARY | 21 | 16 | 0 | 47 | 1 |
| MARCH | 38 | 21 | 0 | 59 | 2 |
| APRIL | 36 | 17 | 0 | 53 | 1 |
| MAY | 31 | 26 | 0 | 57 | 6 |
| JUNE | 33 | 24 | 0 | 57 | 8 |
| JULY | 43 | 15 | 0 | 58 | 10 |
| AUGUST | 27 | 11 | 0 | 38 | 9 |
| TOTALS | 392 | 223 | 1 | 616 | 42 |

STATISTICAL DATA
ON THE WORK OF
THE TRIAL COURTS

NOTE: THE "1 YEAR AGO" DATA SHOWN IN THE TABLES AND GRAPHS ARE THE TOTALS AS REPORTED IN THE 1975-76 ANNUAL REPORT. SOME OF THE DATA, ESPECIALLY THE "CASES PENDING" FIGURES, WERE CHANGED BY THE AMOUNTS SHOWN IN THE FOOTNOTES OF THE TABLES, AS A RESULT OF PHYSICAL INVENTORIES AND RECOUNTS BY THE REPORTING SOURCES AND THE TRANSFER OF CASES AMONG THE GENERAL EQUITY AND MATRIMONIAL JUDGES.

C to M

JUDGES OF THE SUPERIOR COURT

CHANCERY DIVISION

GENERAL EQUITY

Atlantic, Cape May, Cumberland and Salem Counties -
sitting at Atlantic City

Philip A. Gruccio

Bergen County - sitting at Hackensack

George B. Gelman (Resigned 9/6/77)

Burlington County - sitting at Mount Holly

Alexander C. Wood, III

Camden County - sitting at Camden

Peter J. Devine, Jr.

Essex County - sitting at Newark

Arthur C. Dwyer
Sherwin D. Lester (until 5/31/77)

Gloucester County - sitting at Camden

Michael P. King (temporarily assigned from Camden
County Superior Court, Law Division;
temporarily assigned Appellate
Division 2/15/77-3/22/77)

Hudson County - sitting at Jersey City

Frederick C. Kentz, Jr.

Superior Court, Chancery Division, General Equity, continued

Hunterdon, Mercer and Somerset Counties - sitting at Trenton

Morton I. Greenberg

Middlesex County - sitting at New Brunswick

David D. Furman (temporarily assigned to Appellate
Division, 1/31/77-2/15/77)

Monmouth County - sitting at Freehold

Thomas L. Yaccarino

Morris, Sussex and Warren Counties - sitting at Morristown

Bertram Polow

Ocean County - sitting at Toms River

Henry H. Wiley (Ocean County Court Judge, temporarily
assigned)

Passaic County - sitting at Paterson

Peter Ciolino

Union County - sitting at Elizabeth

Harold A. Ackerman

PROCEEDINGS IN THE SUPERIOR AND COUNTY COURTS

GENERAL EQUITY

FROM SEPTEMBER 1, 1976 TO AUGUST 31, 1977

| COUNTY | TRIALS CONCLUDED | | | DURATION OF TRIALS CONCLUDED | | | | MOTIONS | | | | SETTLEMENTS WITH AID OF COURT | | | BENCH HOURS | SETTLMNT CONFRNC HOURS | TOTAL HOURS | TOTAL 1 YEAR AGO |
|---------------------|------------------|--------------|------|------------------------------|-------------|-------------|-------------|----------------|------------------|---------------|---------------|-------------------------------|--------------|--|-------------|------------------------|-------------|------------------|
| | TOTAL | NON- JURY | JURY | < 1 DAY | 1-3 DAYS | 3-5 DAYS | > 5 DAYS | CON- TESTED | UNCON- TESTED | PRE- TRIAL | CON- TEMPT | BEFORE TRIAL | DURING TRIAL | | | | | |
| ATLANTIC | 48 | 48 | 0 | 39 | 9 | 0 | 0 | 547 | 57 | 135 | 0 | 24 | 32 | | 699.0 | 57.5 | 756.5 | 794.0 |
| BERGEN | 121 | 121 | 0 | 102 | 17 | 1 | 1 | 673 | 307 | 194 | 2 | 7 | 3 | | 958.5 | 48.2 | 1,006.7 | 1,195.9 |
| BURLINGTON | 33 | 33 | 0 | 24 | 7 | 2 | 0 | 181 | 164 | 105 | 1 | 9 | 17 | | 405.5 | 24.3 | 429.8 | 396.0 |
| CAMDEN | 44 | 44 | 0 | 21 | 16 | 3 | 4 | 370 | 601 | 121 | 1 | 65 | 3 | | 1,044.9 | 124.2 | 1,169.1 | 1,089.4 |
| CAPE MAY | 3 | 3 | 0 | 2 | 0 | 1 | 0 | 203 | 0 | 7 | 0 | 2 | 2 | | 123.5 | 6.5 | 130.0 | 113.8 |
| CUMBERLAND | 9 | 9 | 0 | 8 | 0 | 1 | 0 | 55 | 4 | 12 | 0 | 4 | 4 | | 99.6 | 5.0 | 104.6 | 117.2 |
| ESSEX | 99 | 95 | 4 | 57 | 33 | 6 | 3 | 642 | 270 | 229 | 20 | 55 | 32 | | 1,769.0 | 109.3 | 1,878.3 | 1,319.0 |
| GLOUCESTER | 19 | 18 | 1 | 13 | 3 | 1 | 2 | 133 | 89 | 22 | 0 | 6 | 4 | | 290.0 | 10.3 | 300.3 | 357.4 |
| HUDSON | 60 | 60 | 0 | 39 | 12 | 6 | 3 | 442 | 213 | 95 | 0 | 19 | 14 | | 841.1 | 65.2 | 906.3 | 938.9 |
| HUNTERDON | 10 | 10 | 0 | 8 | 2 | 0 | 0 | 54 | 47 | 18 | 0 | 6 | 4 | | 103.4 | 18.3 | 121.7 | 167.6 |
| MERCER | 37 | 37 | 0 | 25 | 7 | 3 | 2 | 156 | 170 | 54 | 0 | 20 | 10 | | 466.9 | 48.7 | 515.6 | 526.4 |
| MIDDLESEX | 102 | 102 | 0 | 78 | 21 | 3 | 0 | 471 | 192 | 116 | 1 | 52 | 13 | | 545.5 | 130.7 | 676.2 | 832.8 |
| MONMOUTH | 38 | 38 | 0 | 36 | 1 | 0 | 1 | 473 | 153 | 154 | 34 | 41 | 6 | | 418.1 | 224.5 | 642.6 | 665.2 |
| MORRIS | 38 | 37 | 1 | 27 | 11 | 0 | 0 | 292 | 177 | 82 | 1 | 22 | 9 | | 524.4 | 13.6 | 538.0 | 757.6 |
| OCEAN | 98 | 98 | 0 | 68 | 21 | 5 | 4 | 377 | 184 | 138 | 0 | 6 | 12 | | 1,026.4 | 45.5 | 1,071.9 | 478.2 |
| PASSAIC | 94 | 94 | 0 | 70 | 21 | 3 | 0 | 627 | 204 | 134 | 0 | 19 | 25 | | 835.3 | 15.7 | 851.0 | 956.5 |
| SALEM | 4 | 4 | 0 | 2 | 2 | 0 | 0 | 27 | 0 | 0 | 0 | 1 | 1 | | 35.0 | 8.8 | 43.8 | 46.2 |
| SOMERSET | 21 | 21 | 0 | 15 | 4 | 1 | 1 | 61 | 85 | 37 | 0 | 10 | 6 | | 337.4 | 23.7 | 361.1 | 373.1 |
| SUSSEX | 11 | 11 | 0 | 7 | 4 | 0 | 0 | 45 | 42 | 22 | 0 | 5 | 3 | | 149.7 | 3.8 | 153.5 | 82.2 |
| UNION | 18 | 17 | 1 | 8 | 5 | 0 | 5 | 299 | 100 | 107 | 0 | 28 | 4 | | 949.9 | 160.8 | 1,110.7 | 1,144.4 |
| WARREN | 8 | 8 | 0 | 5 | 3 | 0 | 0 | 29 | 19 | 15 | 0 | 5 | 2 | | 65.7 | 0.0 | 65.7 | 103.3 |
| ***** | | | | | | | | | | | | | | | | | | |
| STATE | 915 | 908 | 7 | 654 | 199 | 36 | 26 | 6,157 | 3,078 | 1,797 | 60 | 406 | 206 | | 11,688.8 | 1,144.6 | 12,833.4 | -- |
| ***** | | | | | | | | | | | | | | | | | | |
| TOTAL 1 YEAR AGO | 878 | 874 | 4 | 646 | 158 | 38 | 36 | 5,451 | 2,868 | 1,762 | 30 | 496 | 178 | | 11,361.8 | 1,093.3 | -- | 12,455.1 |
| ***** | | | | | | | | | | | | | | | | | | |

Source: Weekly Reports of the Judges.

SUPERIOR COURT
GENERAL EQUITY
DISPOSITION OF CASES BY COUNTY
September 1, 1976 to August 31, 1977

| County | COMPLAINTS FILED DURING PERIOD | | | Total Cases on Calendar** at Beginning of Period *** | Cases Added to Calendar** | Cases Disposed of | Total Cases on Calendar** at End of Period |
|-------------------------|--------------------------------|-------|--------|---|---------------------------------|-------------------------|---|
| | Foreclosure* | Other | Total | | | | |
| Atlantic | 280 | 264 | 544 | 147 | 226 | 266 | 107 |
| Bergen | 440 | 663 | 1,103 | 257 | 448 | 468 | 237 |
| Burlington | 574 | 179 | 753 | 244 | 234 | 262 | 216 |
| Camden | 1,082 | 445 | 1,527 | 241 | 353 | 314 | 280 |
| Cape May | 103 | 97 | 200 | 73 | 106 | 132 | 47 |
| Cumberland | 164 | 81 | 245 | 49 | 80 | 111 | 18 |
| Essex | 739 | 639 | 1,378 | 269 | 457 | 461 | 265 |
| Gloucester | 250 | 121 | 371 | 87 | 105 | 110 | 82 |
| Hudson | 319 | 344 | 663 | 112 | 227 | 191 | 148 |
| Hunterdon | 67 | 49 | 116 | 31 | 60 | 67 | 24 |
| Mercer | 232 | 170 | 402 | 64 | 122 | 124 | 62 |
| Middlesex | 380 | 460 | 840 | 95 | 284 | 254 | 125 |
| Monmouth | 651 | 366 | 1,017 | 171 | 293 | 325 | 139 |
| Morris | 337 | 203 | 540 | 130 | 196 | 197 | 129 |
| Ocean | 615 | 281 | 896 | 277 | 283 | 394 | 166 |
| Passaic | 286 | 326 | 612 | 189 | 244 | 244 | 189 |
| Salem | 60 | 29 | 89 | 19 | 29 | 36 | 12 |
| Somerset | 141 | 92 | 233 | 46 | 82 | 76 | 52 |
| Sussex | 225 | 59 | 284 | 50 | 70 | 71 | 49 |
| Union | 355 | 281 | 636 | 103 | 185 | 176 | 112 |
| Warren | 83 | 34 | 117 | 30 | 46 | 49 | 27 |
| TOTAL | 7,383 | 5,183 | 12,566 | *** 2,684 | 4,130 | 4,328 | 2,486 |
| TOTAL 1 YEAR AGO**** | 6,741 | 5,313 | 12,054 | 2,657 | 3,936 | 3,910 | 2,683**** |

* The great percentage of foreclosure cases are uncontested and are processed by the Superior Court Clerk without being added to the calendar.

** The Calendar is the list of cases which have reached issue. A case is added to the calendar when the first answer is filed.

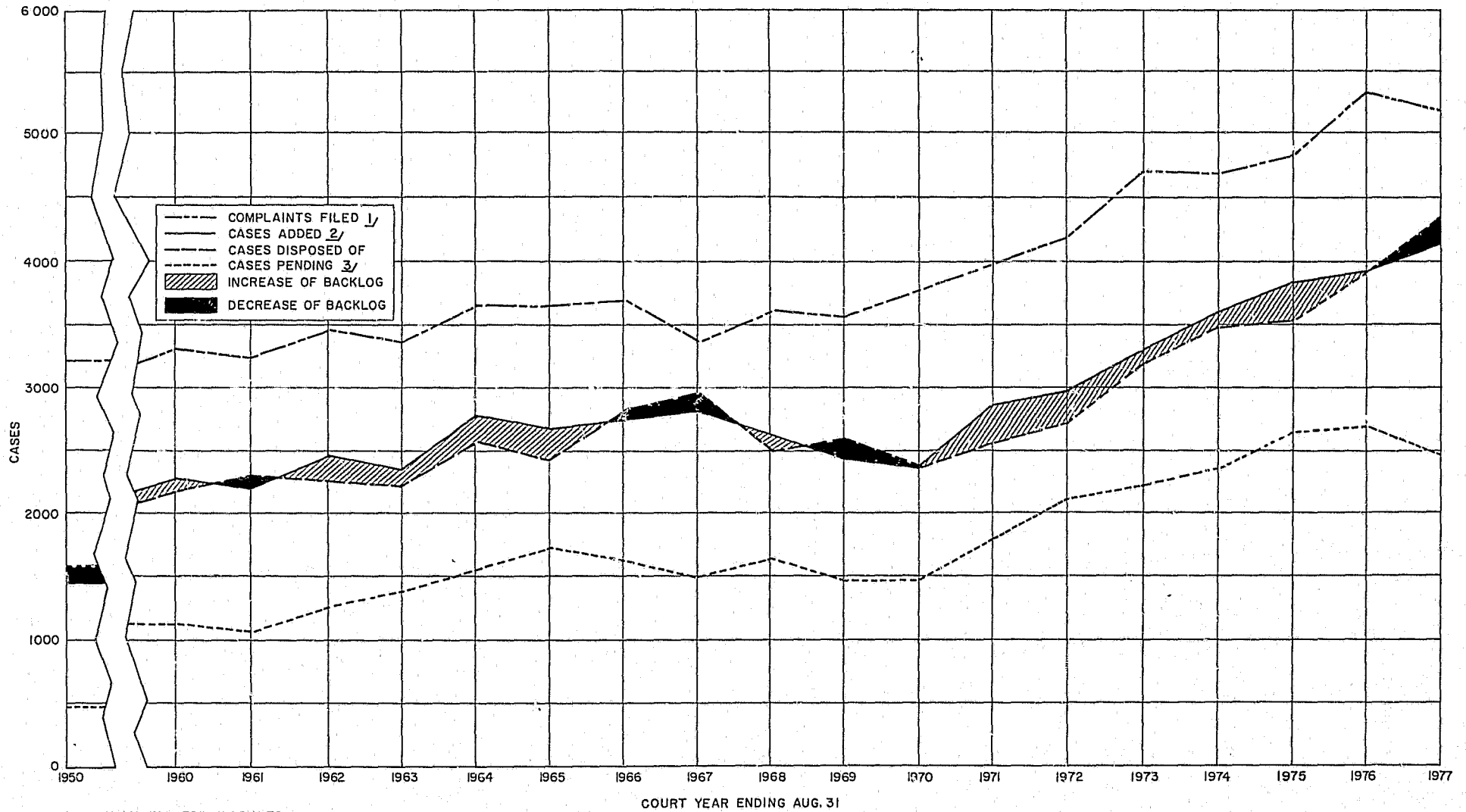
*** Data differs from cases pending August 31, 1976 as reported in 1975-76 Annual Report, because of transfers & recounts by the counties resulting from their periodic physical inventories and the discovery of other reporting errors by the counties during the course of the year.

**** As reported in the 1975-76 Annual Report. Subsequent recounts amounted to +1 case pending as of 8/31/76.

SOURCE: Monthly Reports of the Judges.

SUPERIOR COURT - GENERAL EQUITY

COURT YEARS ENDING AUGUST 31,
1960 TO DATE COMPARED WITH 1950



1/ EXCLUDING FORECLOSURES.

2/ A CASE IS ADDED TO THE CALENDAR WHEN THE FIRST ANSWER IS FILED. UNCONTESTED FORECLOSURES, ESCHEATS AND RECEIVERSHIPS ARE NOT INCLUDED.

3/ AS REPORTED IN ANNUAL REPORTS FOR EACH COURT YEAR. NOT CHANGED FOR "RECOUNTS" AS A RESULT OF PHYSICAL INVENTORIES IN THE COUNTIES.

SUPERIOR COURT
GENERAL EQUITY
MANNER OF DISPOSITION
September 1, 1976 to August 31, 1977

| County | Jury Trials 1/ | | Non-Jury Trials 2/ | | Settled, Dismissed or Dis-Continued Before Trial Commenced | | | Total Cases Disposed of |
|------------------|-----------------|---------------------|--------------------|---------------------|--|----------------------------|--|-------------------------|
| | Partially Tried | Tried to Completion | Partially Tried | Tried to Completion | Settled Prior to Trial | Dismissed or Dis-continued | Other Disp. (Transf'd. to Law Div., Consolidated with Other Cases, etc.) | |
| Atlantic | 0 | 0 | 10 | 11 | 204 | 28 | 13 | 266 |
| Bergen | 0 | 0 | 57 | 131 | 168 | 18 | 94 | 468 |
| Burlington | 0 | 1 | 11 | 18 | 58 | 166 | 8 | 262 |
| Camden | 0 | 0 | 4 | 38 | 92 | 143 | 37 | 314 |
| Cape May | 0 | 0 | 8 | 0 | 106 | 16 | 2 | 132 |
| Cumberland | 0 | 0 | 3 | 6 | 79 | 23 | 0 | 111 |
| Essex | 0 | 0 | 38 | 139 | 161 | 88 | 35 | 461 |
| Gloucester | 0 | 0 | 7 | 14 | 17 | 66 | 6 | 110 |
| Hudson | 0 | 0 | 33 | 65 | 37 | 37 | 19 | 191 |
| Hunterdon | 0 | 0 | 3 | 4 | 26 | 29 | 5 | 67 |
| Mercer | 0 | 0 | 10 | 16 | 44 | 46 | 8 | 124 |
| Middlesex | 0 | 0 | 12 | 89 | 49 | 99 | 5 | 254 |
| Monmouth | 0 | 0 | 15 | 37 | 75 | 141 | 57 | 325 |
| Morris | 0 | 0 | 5 | 38 | 102 | 20 | 32 | 197 |
| Ocean | 0 | 0 | 8 | 54 | 207 | 97 | 28 | 394 |
| Passaic | 0 | 0 | 17 | 38 | 150 | 28 | 11 | 244 |
| Salem | 0 | 0 | 1 | 3 | 26 | 5 | 1 | 36 |
| Somerset | 0 | 0 | 9 | 16 | 25 | 20 | 6 | 76 |
| Sussex | 0 | 0 | 1 | 19 | 38 | 5 | 8 | 71 |
| Union | 0 | 0 | 6 | 4 | 47 | 84 | 35 | 176 |
| Warren | 0 | 0 | 2 | 12 | 27 | 3 | 5 | 49 |
| TOTAL | 0 | 1 | 260 | 752 | 1,738 | 1,162 | 415 | 4,328 |
| TOTAL 1 YEAR AGO | 1 | 3 | 288 | 740 | 1,691 | 815 | 372 | 3,910 |

1/ A case is considered disposed of by jury trial if the drawing of the jury is started even if thereafter it is settled or dismissed.

2/ A case is considered disposed of by non-jury if the opening is started, or, if the opening is waived, the first witness is sworn.

Source: Monthly Reports of the Judges.

SUPERIOR COURT
GENERAL EQUITY
STATUS OF PENDING CASES BY COUNTY
(AGES FROM DATE OF COMPLAINTS)

As of August 31, 1977

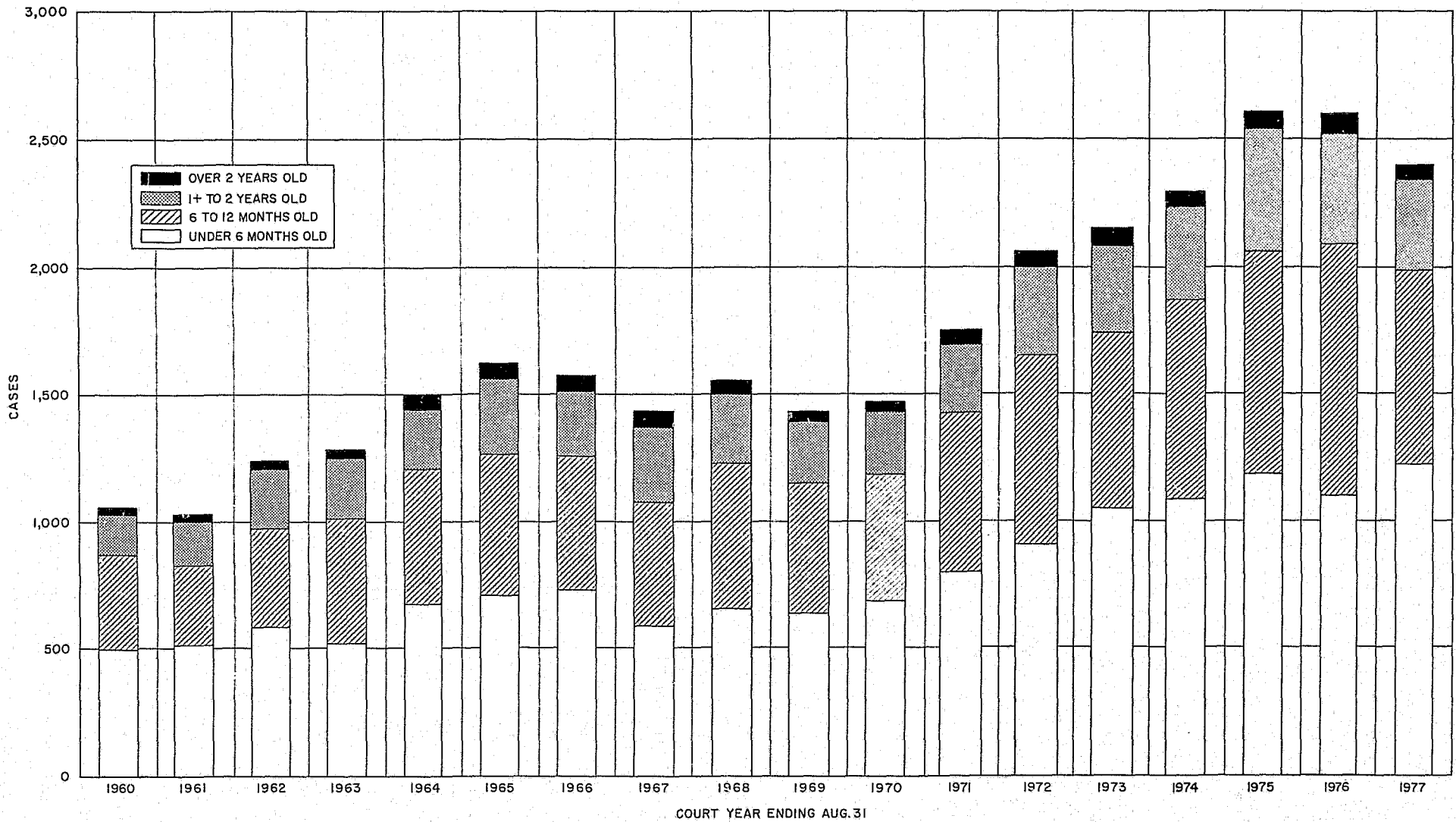
| County | CASES ON CALENDAR August 31, 1977 | | | | | Under 6 Months | | 6+ to 12 Months | | 1+ to 1½ Years | | 1½+ to 2 Years | | 2+ to 3 Years | | Over 3 Years | | No. Over 1 Year | % Over 1 Year |
|---------------------|-----------------------------------|-------------|--------|-----------|-------|----------------|-----------|-----------------|-----------|----------------|-----------|----------------|-----------|---------------|-----------|--------------|-----------|-----------------|---------------|
| | Petried | Not Petried | Active | Inactive* | Total | Active | Inactive* | Active | Inactive* | Active | Inactive* | Active | Inactive* | Active | Inactive* | Active | Inactive* | Active | Active |
| Atlantic | 68 | 39 | 107 | 0 | 107 | 70 | 0 | 34 | 0 | 3 | 0 | 0 | 0 | 0 | 0 | 0 | 0 | 3 | 3% |
| Bergen | 51 | 186 | 227 | 10 | 237 | 160 | 1 | 37 | 0 | 18 | 2 | 11 | 4 | 1 | 2 | 0 | 1 | 30 | 13% |
| Burlington | 66 | 150 | 214 | 2 | 216 | 59 | 0 | 63 | 0 | 56 | 0 | 18 | 1 | 14 | 0 | 4 | 1 | 92 | 43% |
| Camden | 65 | 215 | 266 | 14 | 280 | 119 | 0 | 105 | 0 | 24 | 3 | 8 | 5 | 7 | 4 | 3 | 2 | 42 | 16% |
| Cape May | 40 | 7 | 47 | 0 | 47 | 39 | 0 | 8 | 0 | 0 | 0 | 0 | 0 | 0 | 0 | 0 | 0 | 0 | 0% |
| Cumberland | 10 | 8 | 18 | 0 | 18 | 14 | 0 | 4 | 0 | 0 | 0 | 0 | 0 | 0 | 0 | 0 | 0 | 0 | 0% |
| Essex | 95 | 170 | 258 | 7 | 265 | 160 | 0 | 55 | 1 | 24 | 2 | 17 | 1 | 1 | 0 | 1 | 3 | 43 | 17% |
| Gloucester | 26 | 56 | 71 | 11 | 82 | 29 | 0 | 21 | 1 | 13 | 7 | 4 | 1 | 2 | 1 | 2 | 1 | 21 | 30% |
| Hudson | 38 | 110 | 140 | 8 | 148 | 65 | 1 | 50 | 2 | 12 | 0 | 4 | 2 | 9 | 0 | 0 | 3 | 25 | 18% |
| Hunterdon | 3 | 21 | 24 | 0 | 24 | 15 | 0 | 9 | 0 | 0 | 0 | 0 | 0 | 0 | 0 | 0 | 0 | 0 | 0% |
| Mercer | 13 | 49 | 60 | 2 | 62 | 30 | 0 | 21 | 0 | 4 | 0 | 4 | 0 | 1 | 1 | 0 | 1 | 9 | 15% |
| Middlesex | 38 | 87 | 125 | 0 | 125 | 78 | 0 | 37 | 0 | 9 | 0 | 1 | 0 | 0 | 0 | 0 | 0 | 10 | 8% |
| Monmouth | 54 | 85 | 139 | 0 | 139 | 92 | 0 | 38 | 0 | 9 | 0 | 0 | 0 | 0 | 0 | 0 | 0 | 9 | 6% |
| Morris | 24 | 105 | 117 | 12 | 129 | 58 | 0 | 38 | 0 | 12 | 4 | 6 | 2 | 1 | 3 | 2 | 3 | 21 | 18% |
| Ocean | 44 | 122 | 160 | 6 | 166 | 68 | 0 | 61 | 0 | 21 | 0 | 6 | 1 | 2 | 1 | 2 | 4 | 31 | 19% |
| Passaic | 39 | 150 | 189 | 0 | 189 | 64 | 0 | 77 | 0 | 35 | 0 | 10 | 0 | 3 | 0 | 0 | 0 | 48 | 25% |
| Salem | 5 | 7 | 12 | 0 | 12 | 12 | 0 | 0 | 0 | 0 | 0 | 0 | 0 | 0 | 0 | 0 | 0 | 0 | 0% |
| Somerset | 11 | 41 | 50 | 2 | 52 | 28 | 0 | 17 | 0 | 4 | 0 | 0 | 1 | 0 | 1 | 1 | 0 | 5 | 10% |
| Sussex | 7 | 42 | 46 | 3 | 49 | 18 | 0 | 22 | 0 | 2 | 1 | 4 | 1 | 0 | 1 | 0 | 0 | 6 | 13% |
| Union | 39 | 73 | 109 | 3 | 112 | 32 | 0 | 57 | 1 | 18 | 1 | 0 | 1 | 1 | 0 | 1 | 0 | 20 | 18% |
| Warren | 5 | 22 | 24 | 3 | 27 | 15 | 1 | 8 | 0 | 0 | 1 | 0 | 1 | 1 | 0 | 0 | 0 | 1 | 4% |
| TOTAL | 741 | 1,745 | 2,403 | 83 | 2,486 | 1,225 | 3 | 762 | 5 | 264 | 21 | 93 | 21 | 43 | 14 | 16 | 19 | 416 | 17% |
| TOTAL 1 YEAR AGO ** | 715 | 1,968 | 2,602 | 81 | 2,683 | 1,099 | 6 | 988 | 24 | 326 | 11 | 107 | 11 | 72 | 17 | 10 | 12 | 515 | 20% |

* Inactive cases are those which cannot be tried for reasons beyond the control of the Court and attorneys, such as Military List, enjoined proceedings, confinement of parties to hospital or institutions, etc.

** As reported in the 1975-76 Annual Report. Subsequent recounts amounted to +1 case pending as of 8/31/76.

SOURCE: Monthly Reports of the Judges.

B-2
SUPERIOR COURT - GENERAL EQUITY
AGES OF ACTIVE CASES PENDING
* COURT YEARS ENDING AUGUST 31, 1960 TO 1977



* AS REPORTED IN ANNUAL REPORTS FOR EACH COURT YEAR. NOT CHANGED FOR "RECOUNTS" AS A RESULT OF PHYSICAL INVENTORIES IN THE COUNTIES.

JUDGES OF THE SUPERIOR COURT

CHANCERY DIVISION

MATRIMONIAL

Atlantic and Cape May Counties - sitting at Atlantic City

Philip A. Gruccio (Until 1/2/77)

Frank J. Testa (Cumberland County Court Judge,
temporarily assigned effective 1/3/77)

Anthony J. Cafiero (Retired and temporarily assigned
on recall)

Bergen County - sitting at Hackensack

Benedict E. Lucchi (Bergen County Court Judge,
temporarily assigned)

Burlington County - sitting at Mount Holly

Alexander C. Wood III (Until 5/1/77)

Dominick J. Ferrelli (Burlington County Court Judge,
temporarily assigned effective
5/2/77)

Camden County - sitting at Camden

Paul A. Lowengrub

Cumberland and Salem Counties - sitting at Bridgeton

Frank J. Testa (Cumberland County Court Judge,
temporarily assigned)

Anthony J. Cafiero (Retired and temporarily assigned
on recall, sitting at Atlantic City)

Essex County

Neil G. Duffy (Essex County Court Judge, temporarily
assigned until 5/16/77; permanently
assigned 5/17/77)

Morris N. Hartman (Retired 5/24/77)

Superior Court, Chancery Division, Matrimonial, continued

Gloucester County - sitting at Woodbury

Samuel G. DeSimone (Gloucester County Court Judge,
temporarily assigned)

Hudson County - sitting at Jersey City

August W. Heckman

Hunterdon County - sitting at Flemington

A. Warren Herrigel (Hunterdon County Court Judge,
temporarily assigned)

Mercer County - sitting at Trenton

Theodore T. Tams, Jr. (Mercer County Court Judge,
temporarily assigned)

Middlesex County - sitting at New Brunswick

Joseph J. Takacs (Middlesex County Court Judge,
temporarily assigned; Retired 9/2/77)

Monmouth County - sitting at Freehold

Julia L. Ashbey (Monmouth County Juvenile & Domestic
Relations Court Judge, temporarily
assigned)

Morris County - sitting at Morristown

Kenneth C. MacKenzie (Morris County Juvenile & Domestic
Relations Court Judge, temporarily
assigned; Morris County Court Judge
effective 2/10/77; temporarily
assigned until 2/17/77)

John M. Newman (Morris County Juvenile & Domestic Rela-
tions Court Judge, temporarily assigned
2/18/77-4/17/77)

Donald G. Collester, Jr. (Morris County Juvenile & Domestic
Relations Court Judge, temporarily
assigned 4/18/77)

Superior Court, Chancery Division, Matrimonial, continued

Ocean County - sitting at Toms River

William H. Huber (Ocean County Court Judge, temporarily
assigned until 3/24/77)

Harold Kaplan (Ocean County Court Judge, temporarily
assigned effective 3/25/77)

Passaic County - sitting at Paterson

Herbert Susser (Passaic County Court Judge, temporarily
assigned)

Somerset County - sitting at Somerville

David G. Lucas (Somerset County Court Judge, temporarily
assigned)

Sussex County - sitting at Newton

Frederic G. Weber (Sussex County Court Judge, temporarily
assigned)

Union County - sitting at Elizabeth

Bryant W. Griffin

Warren County - sitting at Belvidere

Paul Aaroe (Warren County Court Judge, temporarily
assigned)

PROCEEDINGS IN THE SUPERIOR AND COUNTY COURTS

MATRIMONIAL

FROM SEPTEMBER 1, 1976 TO AUGUST 31, 1977

| COUNTY | TRIALS CONCLUDED | | | DURATION OF TRIALS CONCLUDED | | | | MOTIONS | | | | SETTLEMENTS WITH AID OF COURT | | BENCH HOURS | SETLMNT CONFRNC HOURS | TOTAL | TOTAL 1 YEAR AGO |
|------------------|------------------|----------|------|------------------------------|----------|----------|----------|------------|--------------|-----------|-----------|-------------------------------|--------------|-------------|-----------------------|----------|------------------|
| | TOTAL | NON-JURY | JURY | < 1 DAY | 1-3 DAYS | 3-5 DAYS | > 5 DAYS | CON-TESTED | UNCON-TESTED | PRE-TRIAL | CON-TEMPT | BEFORE TRIAL | DURING TRIAL | | | | |
| ATLANTIC | 666 | 666 | 0 | 652 | 2 | 12 | 0 | 795 | 238 | 0 | 0 | 0 | 0 | 935.6 | 128.4 | 1,064.0 | 875.4 |
| BERGEN | 2,200 | 2,200 | 0 | 2,111 | 55 | 31 | 3 | 3,437 | 273 | 17 | 0 | 37 | 1 | 4,091.6 | 135.9 | 4,227.5 | 5,094.0 |
| BURLINGTON | 1,213 | 1,213 | 0 | 1,212 | 0 | 1 | 0 | 867 | 372 | 2 | 0 | 6 | 8 | 1,164.7 | 100.4 | 1,265.1 | 1,055.4 |
| CAMDEN | 1,290 | 1,290 | 0 | 1,271 | 17 | 2 | 0 | 763 | 155 | 0 | 8 | 0 | 0 | 1,295.6 | 4.0 | 1,299.6 | 1,482.1 |
| CAPE MAY | 219 | 219 | 0 | 216 | 3 | 0 | 0 | 202 | 34 | 10 | 26 | 0 | 0 | 238.5 | 11.7 | 250.2 | 257.7 |
| CUMBERLAND | 485 | 485 | 0 | 482 | 3 | 0 | 0 | 301 | 384 | 0 | 0 | 0 | 0 | 559.9 | 55.7 | 615.6 | 510.1 |
| ESSEX | 2,338 | 2,338 | 0 | 2,335 | 1 | 1 | 1 | 2,203 | 510 | 19 | 630 | 0 | 0 | 2,145.0 | 166.0 | 2,311.0 | 2,375.3 |
| GLOUCESTER | 507 | 507 | 0 | 503 | 4 | 0 | 0 | 368 | 160 | 0 | 1 | 0 | 0 | 768.0 | 2.2 | 770.2 | 846.7 |
| HUDSON | 1,572 | 1,572 | 0 | 1,543 | 20 | 9 | 0 | 1,032 | 791 | 396 | 12 | 26 | 2 | 2,449.2 | 198.1 | 2,647.3 | 1,705.2 |
| HUNTERDON | 272 | 272 | 0 | 266 | 5 | 1 | 0 | 342 | 53 | 0 | 75 | 0 | 0 | 514.3 | 76.1 | 590.4 | 657.0 |
| MERCER | 1,029 | 1,029 | 0 | 1,029 | 0 | 0 | 0 | 832 | 340 | 0 | 352 | 0 | 0 | 1,186.5 | 13.6 | 1,200.1 | 1,349.3 |
| MIDDLESEX | 1,820 | 1,820 | 0 | 1,819 | 1 | 0 | 0 | 1,488 | 401 | 1 | 514 | 0 | 0 | 1,231.1 | 172.9 | 1,404.0 | 1,288.0 |
| MONMOUTH | 1,695 | 1,695 | 0 | 1,632 | 39 | 6 | 18 | 1,611 | 759 | 11 | 496 | 7 | 1 | 2,115.8 | 322.2 | 2,438.0 | 2,244.8 |
| MORRIS | 1,084 | 1,084 | 0 | 1,025 | 3 | 56 | 0 | 1,285 | 385 | 0 | 0 | 1 | 0 | 1,412.5 | 54.4 | 1,466.9 | 1,309.2 |
| OCEAN | 1,140 | 1,140 | 0 | 1,133 | 6 | 0 | 1 | 304 | 94 | 3 | 411 | 1 | 2 | 910.6 | 99.3 | 1,009.9 | 804.7 |
| PASSAIC | 1,196 | 1,196 | 0 | 1,188 | 6 | 2 | 0 | 1,033 | 206 | 0 | 245 | 12 | 1 | 1,863.9 | 65.9 | 1,929.8 | 1,556.7 |
| SALEM | 157 | 157 | 0 | 156 | 0 | 1 | 0 | 53 | 89 | 0 | 0 | 0 | 0 | 153.9 | 2.5 | 156.4 | 162.8 |
| SOMERSET | 731 | 731 | 0 | 704 | 21 | 3 | 3 | 589 | 173 | 0 | 189 | 33 | 2 | 1,139.7 | 191.5 | 1,331.2 | 839.0 |
| SUSSEX | 363 | 363 | 0 | 361 | 1 | 0 | 1 | 805 | 12 | 0 | 3 | 18 | 3 | 489.6 | 30.1 | 519.7 | 415.8 |
| UNION | 1,303 | 1,303 | 0 | 1,284 | 18 | 1 | 0 | 1,434 | 165 | 1 | 11 | 0 | 3 | 1,617.8 | 25.7 | 1,643.5 | 1,607.3 |
| WARREN | 289 | 289 | 0 | 238 | 51 | 0 | 0 | 115 | 309 | 1 | 0 | 0 | 1 | 293.2 | 21.4 | 314.6 | 332.0 |
| ***** | | | | | | | | | | | | | | | | | |
| STATE | 21,569 | 21,569 | 0 | 21,160 | 256 | 125 | 27 | 20,059 | 5,903 | 461 | 2,973 | 141 | 24 | 26,577.0 | 1,878.0 | 28,455.0 | -- |
| ***** | | | | | | | | | | | | | | | | | |
| TOTAL 1 YEAR AGO | 22,420 | 22,404 | 16 | 22,117 | 222 | 60 | 21 | 20,736 | 5,912 | 252 | 2,140 | 133 | 25 | 25,480.4 | 1,288.1 | -- | 26,768.5 |
| ***** | | | | | | | | | | | | | | | | | |

Source: Weekly Reports of the Judges.

MATRIMONIAL ACTIONS APPROVED FOR TRIAL

September 1, 1976 - August 31, 1977

1. Type of Action:

| | | |
|----------------------------|----------|-----|
| Separate Maintenance | 425 | |
| Divorce from Bed and Board | <u>1</u> | 426 |

Divorce:

| | | |
|-----------------|----------|--------|
| Adultery | 830 | |
| Desertion | 2,845 | |
| Extreme Cruelty | 5,142 | |
| Separation | 11,634 | |
| Drunkenness | 235 | |
| Mental Illness | 14 | |
| Drugs | 12 | |
| Imprisonment | 14 | |
| Sex Deviant | <u>3</u> | 20,729 |

Nullity of Marriage:

| | | |
|------------|----------|-----|
| Fraud | 284 | |
| Non-age | 42 | |
| Incapacity | 1 | |
| Bigamy | 71 | |
| Impotence | 19 | |
| No Intent | 0 | |
| Duress | <u>1</u> | 418 |

| | | |
|----------------------|----------|-----|
| Custody | 87 | |
| Accounting | 0 | |
| Injunction | 4 | |
| Visitation | 13 | |
| Enforce Agreement | 20 | |
| Support | 7 | |
| Relief | 0 | |
| Partition | 0 | |
| Set Aside Decree | 0 | |
| Specific Performance | <u>1</u> | 132 |

21,705

2. Types of Service

| | | |
|---------------------------------|--------------|--------|
| Personal Within State | 14,694 | |
| Personal Out of State | 767 | |
| Publication and Service of Copy | 1,091 | |
| Publication and Special Service | 415 | |
| Acknowledgment | 2,035 | |
| Appearance | 1,177 | |
| Order to Show Cause | 2 | |
| Mail | 249 | |
| Answer | <u>1,275</u> | 21,705 |

3. Suits Instituted by:

| | | |
|---------|--------------|--------|
| Wife | 14,032 | |
| Husband | <u>7,673</u> | 21,705 |

Source: Clerk of the Superior Court

SUPERIOR COURT - CHANCERY DIVISION

September 1, 1976 to August 31, 1977

MATRIMONIAL COMPLAINTS FILED

| | Atlantic | Bergen | Burlington | Camden | Cape May | Cumberland | Essex | Gloucester | Hudson | Hunterdon | Mercer | Middlesex | Monmouth | Morris | Ocean | Passaic | Salem | Somerset | Sussex | Union | Warren | Total |
|-----------------|----------|--------|------------|--------|----------|------------|-------|------------|--------|-----------|--------|-----------|----------|--------|-------|---------|-------|----------|--------|-------|--------|--------|
| Divorce | 834 | 2,681 | 1,185 | 1,516 | 294 | 501 | 2,616 | 696 | 1,617 | 325 | 1,451 | 2,069 | 1,686 | 1,415 | 1,286 | 1,509 | 199 | 796 | 424 | 1,628 | 420 | 25,148 |
| Maintenance | 42 | 97 | 54 | 92 | 15 | 38 | 74 | 57 | 28 | 3 | 26 | 39 | 60 | 41 | 30 | 50 | 15 | 16 | 8 | 33 | 3 | 821 |
| Nullity | 9 | 68 | 10 | 9 | 3 | 11 | 39 | 12 | 39 | 4 | 25 | 49 | 39 | 17 | 25 | 24 | 5 | 9 | 10 | 29 | 4 | 440 |
| Adoption | 25 | 0 | 29 | 36 | 5 | 15 | 36 | 14 | 22 | 6 | 19 | 65 | 25 | 27 | 23 | 30 | 2 | 6 | 7 | 21 | 3 | 416 |
| Custody | 13 | 42 | 23 | 11 | 10 | 11 | 22 | 22 | 19 | 4 | 9 | 15 | 14 | 28 | 11 | 17 | 2 | 13 | 4 | 12 | 4 | 306 |
| Mat. Injunction | 3 | 10 | 3 | 7 | 1 | 2 | 1 | 1 | 3 | 1 | 1 | 4 | 2 | 0 | 3 | 1 | 0 | 2 | 0 | 1 | 2 | 48 |
| Miscellaneous | 8 | 34 | 11 | 18 | 3 | 3 | 28 | 8 | 12 | 2 | 14 | 27 | 19 | 17 | 16 | 9 | 0 | 12 | 9 | 15 | 5 | 270 |
| TOTAL | 934 | 2,932 | 1,315 | 1,689 | 331 | 581 | 2,816 | 810 | 1,740 | 345 | 1,545 | 2,268 | 1,845 | 1,545 | 1,394 | 1,640 | 223 | 854 | 462 | 1,739 | 441 | 27,449 |

MATRIMONIAL DISMISSALS

| | | | | | | | | | | | | | | | | | | | | | | |
|-----------------|----|-----|----|-----|----|----|-----|----|-----|----|-----|-----|-----|-----|-----|-----|----|-----|----|-----|----|-------|
| Divorce | 29 | 275 | 76 | 126 | 15 | 26 | 361 | 54 | 100 | 37 | 157 | 208 | 125 | 124 | 161 | 157 | 11 | 100 | 31 | 155 | 33 | 2,361 |
| Maintenance | 3 | 16 | 8 | 11 | 2 | 6 | 24 | 13 | 5 | 0 | 4 | 6 | 4 | 3 | 4 | 5 | 0 | 1 | 1 | 4 | 0 | 120 |
| Nullity | 0 | 1 | 0 | 0 | 0 | 0 | 3 | 2 | 3 | 1 | 3 | 7 | 2 | 1 | 1 | 2 | 0 | 0 | 0 | 1 | 1 | 28 |
| Adoption | 0 | 0 | 0 | 0 | 0 | 0 | 0 | 0 | 0 | 0 | 0 | 0 | 0 | 0 | 0 | 0 | 0 | 0 | 0 | 0 | 0 | 0 |
| Custody | 0 | 8 | 4 | 2 | 2 | 1 | 9 | 2 | 4 | 1 | 1 | 3 | 1 | 4 | 9 | 7 | 0 | 3 | 0 | 2 | 2 | 65 |
| Mat. Injunction | 0 | 1 | 3 | 0 | 0 | 0 | 0 | 1 | 0 | 1 | 0 | 0 | 1 | 0 | 0 | 0 | 0 | 0 | 0 | 0 | 0 | 7 |
| Miscellaneous | 0 | 9 | 1 | 1 | 0 | 1 | 5 | 1 | 3 | 0 | 5 | 5 | 4 | 3 | 3 | 1 | 0 | 2 | 2 | 2 | 0 | 48 |
| TOTAL | 32 | 310 | 92 | 140 | 19 | 34 | 402 | 73 | 115 | 40 | 170 | 229 | 137 | 135 | 178 | 172 | 11 | 106 | 34 | 164 | 36 | 2,629 |

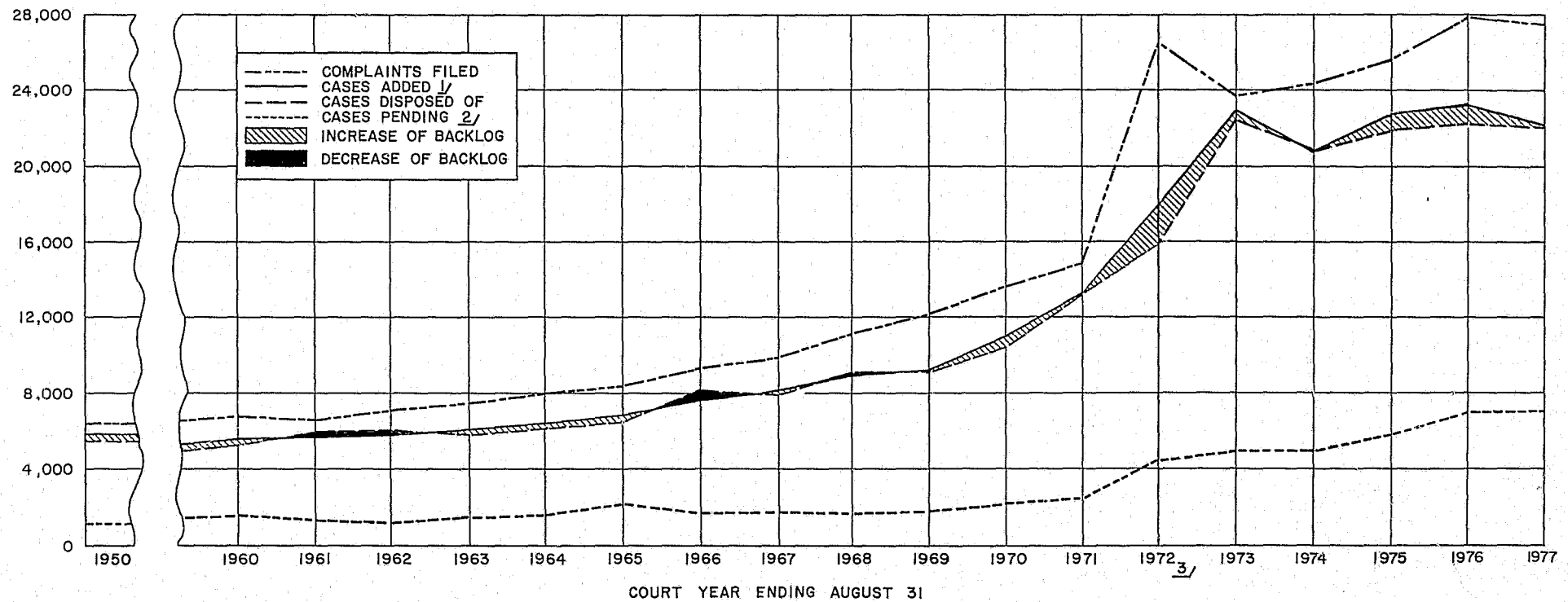
MATRIMONIAL JUDGMENTS

| | | | | | | | | | | | | | | | | | | | | | | |
|-----------------|-----|-------|-------|-------|-----|-----|-------|-----|-------|-----|-------|-------|-------|-----|-------|-------|-----|-----|-----|-------|-----|--------|
| Divorce | 541 | 1,954 | 1,080 | 1,257 | 238 | 526 | 2,128 | 483 | 1,522 | 253 | 992 | 1,532 | 1,359 | 894 | 1,066 | 1,154 | 196 | 645 | 313 | 1,143 | 303 | 19,576 |
| Maintenance | 3 | 5 | 2 | 0 | 0 | 0 | 3 | 1 | 1 | 0 | 1 | 1 | 5 | 0 | 0 | 0 | 0 | 1 | 1 | 0 | 0 | 24 |
| Nullity | 5 | 45 | 8 | 10 | 3 | 5 | 30 | 8 | 35 | 3 | 13 | 26 | 18 | 15 | 31 | 15 | 2 | 14 | 5 | 23 | 4 | 318 |
| Adoption | 27 | 0 | 27 | 32 | 1 | 10 | 34 | 18 | 17 | 6 | 10 | 68 | 17 | 21 | 22 | 27 | 3 | 1 | 6 | 16 | 6 | 369 |
| Custody | 2 | 6 | 4 | 1 | 1 | 0 | 3 | 0 | 6 | 0 | 2 | 2 | 2 | 4 | 1 | 3 | 0 | 1 | 1 | 0 | 2 | 41 |
| Mat. Injunction | 0 | 0 | 0 | 0 | 0 | 0 | 0 | 0 | 0 | 0 | 0 | 0 | 0 | 0 | 0 | 0 | 0 | 0 | 0 | 0 | 0 | 0 |
| Miscellaneous | 1 | 5 | 1 | 0 | 0 | 1 | 8 | 1 | 4 | 0 | 1 | 2 | 1 | 1 | 1 | 2 | 0 | 2 | 2 | 2 | 0 | 35 |
| TOTAL | 579 | 2,015 | 1,122 | 1,300 | 243 | 542 | 2,206 | 511 | 1,585 | 259 | 1,019 | 1,631 | 1,402 | 935 | 1,121 | 1,201 | 201 | 664 | 328 | 1,184 | 315 | 20,363 |

Source: Clerk of the Superior Court

SUPERIOR COURT-MATRIMONIAL

COURT YEARS ENDING AUGUST 31
1960 TO DATE COMPARED WITH 1950



^{1/} MATRIMONIAL CASES ARE ADDED TO THE CALENDAR WHEN NOTICE OF APPROVAL FOR TRIAL UNDER R.4:79-1 HAS BEEN RECEIVED, R.4:36-2.

^{2/} AS REPORTED IN ANNUAL REPORTS FOR EACH COURT YEAR. NOT CHANGED FOR "RECOUNTS" AS A RESULT OF PHYSICAL INVENTORIES IN THE COUNTIES.

^{3/} THE SHARP INCREASE IN THE MATRIMONIAL CASE LOAD IN 1972 IS LARGELY ATTRIBUTABLE TO THE ENACTMENT OF NEW DIVORCE LAWS EFFECTIVE SEPTEMBER 13, 1971.

SUPERIOR COURT

MATRIMONIAL

DISPOSITION OF CASES BY COUNTY

September 1, 1976 to August 31, 1977

| County | Complaints Filed | Total Cases On Calendar* at Beginning of Period ** | Cases Added to Calendar* | Cases Disposed of | Total Cases on Calendar* at End of Period |
|------------------------|---------------------|---|-----------------------------|-------------------------|--|
| Atlantic | 934 | 98 | 866 | 649 | 315 |
| Bergen | 2,932 | 885 | 2,252 | 2,229 | 908 |
| Burlington | 1,315 | 501 | 1,088 | 1,210 | 379 |
| Camden | 1,689 | 620 | 1,295 | 1,300 | 615 |
| Cape May | 331 | 28 | 351 | 293 | 86 |
| Cumberland | 581 | 38 | 472 | 425 | 85 |
| Essex | 2,816 | 517 | 2,450 | 2,425 | 542 |
| Gloucester | 810 | 102 | 542 | 522 | 122 |
| Hudson | 1,740 | 560 | 1,472 | 1,727 | 305 |
| Hunterdon | 345 | 118 | 266 | 285 | 99 |
| Mercer | 1,545 | 430 | 1,065 | 1,117 | 378 |
| Middlesex | 2,268 | 454 | 1,773 | 1,753 | 474 |
| Monmouth | 1,845 | 398 | 1,626 | 1,550 | 474 |
| Morris | 1,545 | 407 | 1,204 | 1,025 | 586 |
| Ocean | 1,394 | 401 | 1,157 | 1,248 | 310 |
| Passaic | 1,640 | 394 | 1,233 | 1,302 | 325 |
| Salem | 223 | 11 | 196 | 161 | 46 |
| Somerset | 854 | 263 | 666 | 766 | 163 |
| Sussex | 462 | 118 | 371 | 372 | 117 |
| Union | 1,739 | 528 | 1,514 | 1,418 | 624 |
| Warren | 441 | 77 | 311 | 321 | 67 |
| TOTAL | 27,449 | ** 6,948 | 22,170 | 22,098 | 7,020 |
| TOTAL 1 YEAR AGO*** | 27,829 | 5,764 | 23,391 | 22,205 | *** 6,950 |

* Cases added to the calendar are those on which notices of approval for trial under R.4:79-1 have been received, R.4:36-2.

** Data differs from cases pending August, 1976 as reported in 1975-76 Annual Report, because of transfers among counties and recounts by the counties resulting from their periodic physical inventories and the discovery of other reporting errors by the counties during the course of the year.

*** As reported in the 1975-76 Annual Report. Subsequent recounts amounted to -2 cases pending as of 8/31/76.

SOURCE: Monthly Report of the Judges.

SUPERIOR COURT
MATRIMONIAL
MANNER OF DISPOSITION 2/
September 1, 1976 to August 31, 1977

| County | In Court <u>1/</u> | | Settled Out of Court | | Dismissed or Discontinued Out of Court | | To General Equity Law Division, etc. | | Total Disposed of | | |
|---------------------|--------------------|-------------|-------------------------|-------------|--|-------------|---|-------------|-------------------|-------------|--------|
| | Contested | Uncontested | Contested | Uncontested | Contested | Uncontested | Contested | Uncontested | Contested | Uncontested | Total |
| Atlantic | 213 | 436 | 0 | 0 | 0 | 0 | 0 | 0 | 213 | 436 | 649 |
| Bergen | 1,180 | 1,003 | 1 | 0 | 30 | 15 | 0 | 0 | 1,211 | 1,018 | 2,229 |
| Burlington | 422 | 765 | 8 | 0 | 9 | 6 | 0 | 0 | 439 | 771 | 1,210 |
| Camden | 326 | 943 | 0 | 0 | 21 | 10 | 0 | 0 | 347 | 953 | 1,300 |
| Cape May | 130 | 163 | 0 | 0 | 0 | 0 | 0 | 0 | 130 | 163 | 293 |
| Cumberland | 129 | 296 | 0 | 0 | 0 | 0 | 0 | 0 | 129 | 296 | 425 |
| Essex | 938 | 1,467 | 1 | 0 | 10 | 9 | 0 | 0 | 949 | 1,476 | 2,425 |
| Gloucester | 173 | 340 | 0 | 0 | 2 | 7 | 0 | 0 | 175 | 347 | 522 |
| Hudson | 654 | 1,073 | 0 | 0 | 0 | 0 | 0 | 0 | 654 | 1,073 | 1,727 |
| Hunterdon | 151 | 123 | 0 | 0 | 5 | 6 | 0 | 0 | 156 | 129 | 285 |
| Mercer | 343 | 758 | 0 | 0 | 5 | 11 | 0 | 0 | 348 | 769 | 1,117 |
| Middlesex | 865 | 847 | 0 | 0 | 21 | 20 | 0 | 0 | 886 | 867 | 1,753 |
| Monmouth | 673 | 794 | 0 | 0 | 45 | 38 | 0 | 0 | 718 | 832 | 1,550 |
| Morris | 207 | 817 | 0 | 0 | 1 | 0 | 0 | 0 | 208 | 817 | 1,025 |
| Ocean | 497 | 708 | 4 | 3 | 13 | 23 | 0 | 0 | 514 | 734 | 1,248 |
| Passaic | 479 | 823 | 0 | 0 | 0 | 0 | 0 | 0 | 479 | 823 | 1,302 |
| Salem | 63 | 98 | 0 | 0 | 0 | 0 | 0 | 0 | 63 | 98 | 161 |
| Somerset | 124 | 642 | 0 | 0 | 0 | 0 | 0 | 0 | 124 | 642 | 766 |
| Sussex | 161 | 211 | 0 | 0 | 0 | 0 | 0 | 0 | 161 | 211 | 372 |
| Union | 607 | 798 | 4 | 1 | 1 | 7 | 0 | 0 | 612 | 806 | 1,418 |
| Warren | 96 | 225 | 0 | 0 | 0 | 0 | 0 | 0 | 96 | 225 | 321 |
| TOTAL | 8,431 | 13,330 | 18 | 4 | 163 | 152 | 0 | 0 | 8,612 | 13,486 | 22,098 |
| TOTAL 1 YEAR AGO | 8,233 | 13,588 | 18 | 11 | 199 | 156 | 0 | 0 | 8,450 | 13,755 | 22,205 |

1/ Disposed of in court by trial, settlement and dismissal, discontinuances, etc. in presence of judge.

2/ From contested or uncontested calendars.

SOURCE: Monthly Reports of the Judges.

SUPERIOR COURT

MATRIMONIAL
STATUS OF PENDING CASES BY COUNTY
(AGES FROM DATE OF COMPLAINT)

As of August 31, 1977

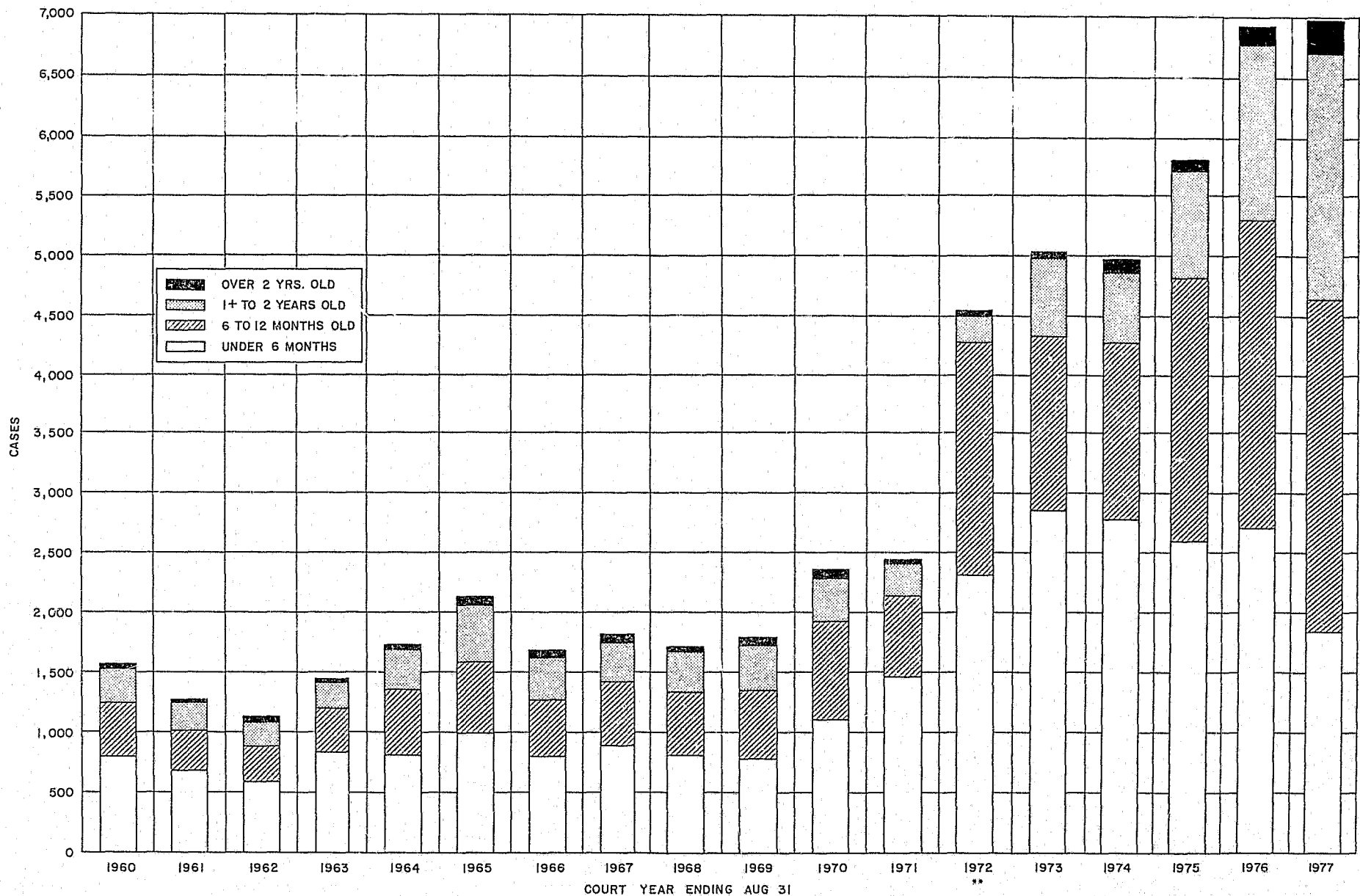
| County | CASES ON CALENDAR August 31, 1977 | | | | | Under 6 Months | | 6+ to 12 Months | | 1+ to 1½ Years | | 1½+ to 2 Years | | 2+ to 3 Years | | Over 3 Years | | No. Over 1 Year | % Over 1 Year |
|------------------------|-----------------------------------|-------------|--------|-----------|-------|----------------|-----------|-----------------|-----------|----------------|-----------|----------------|-----------|---------------|-----------|--------------|-----------|-----------------|---------------|
| | Contested | Uncontested | Active | Inactive* | Total | Active | Inactive* | Active | Inactive* | Active | Inactive* | Active | Inactive* | Active | Inactive* | Active | Inactive* | Active | Active |
| Atlantic | 264 | 51 | 315 | 0 | 315 | 214 | 0 | 81 | 0 | 18 | 0 | 2 | 0 | 0 | 0 | 0 | 0 | 20 | 6% |
| Bergen | 695 | 213 | 903 | 5 | 908 | 289 | 0 | 324 | 1 | 216 | 0 | 58 | 2 | 13 | 2 | 3 | 0 | 290 | 32% |
| Burlington | 250 | 129 | 379 | 0 | 379 | 79 | 0 | 162 | 0 | 94 | 0 | 33 | 0 | 4 | 0 | 7 | 0 | 138 | 36% |
| Camden | 327 | 288 | 615 | 0 | 615 | 195 | 0 | 169 | 0 | 116 | 0 | 67 | 0 | 44 | 0 | 24 | 0 | 251 | 41% |
| Cape May | 59 | 27 | 86 | 0 | 86 | 77 | 0 | 9 | 0 | 0 | 0 | 0 | 0 | 0 | 0 | 0 | 0 | 0 | 0% |
| Cumberland | 50 | 35 | 85 | 0 | 85 | 56 | 0 | 26 | 0 | 2 | 0 | 1 | 0 | 0 | 0 | 0 | 0 | 3 | 4% |
| Essex | 341 | 201 | 535 | 7 | 542 | 180 | 1 | 207 | 2 | 109 | 2 | 32 | 2 | 7 | 0 | 0 | 0 | 148 | 28% |
| Gloucester | 68 | 54 | 120 | 2 | 122 | 41 | 0 | 51 | 0 | 18 | 0 | 8 | 1 | 2 | 0 | 0 | 1 | 28 | 23% |
| Hudson | 131 | 174 | 305 | 0 | 305 | 40 | 0 | 176 | 0 | 55 | 0 | 24 | 0 | 7 | 0 | 3 | 0 | 89 | 29% |
| Hunterdon | 79 | 20 | 99 | 0 | 99 | 15 | 0 | 40 | 0 | 34 | 0 | 7 | 0 | 2 | 0 | 1 | 0 | 44 | 44% |
| Mercer | 285 | 93 | 369 | 9 | 378 | 26 | 0 | 125 | 1 | 95 | 3 | 86 | 4 | 36 | 1 | 1 | 0 | 218 | 59% |
| Middlesex | 339 | 135 | 474 | 0 | 474 | 92 | 0 | 221 | 0 | 103 | 0 | 40 | 0 | 15 | 0 | 3 | 0 | 161 | 34% |
| Monmouth | 289 | 185 | 470 | 4 | 474 | 55 | 0 | 294 | 0 | 80 | 0 | 23 | 0 | 15 | 4 | 3 | 0 | 121 | 26% |
| Morris | 274 | 312 | 584 | 2 | 586 | 89 | 0 | 217 | 0 | 162 | 0 | 74 | 0 | 37 | 2 | 5 | 0 | 278 | 48% |
| Ocean | 168 | 142 | 305 | 5 | 310 | 86 | 0 | 137 | 2 | 81 | 3 | 1 | 0 | 0 | 0 | 0 | 0 | 82 | 27% |
| Passaic | 168 | 157 | 325 | 0 | 325 | 67 | 0 | 149 | 0 | 70 | 0 | 27 | 0 | 12 | 0 | 0 | 0 | 109 | 34% |
| Salem | 25 | 21 | 46 | 0 | 46 | 30 | 0 | 15 | 0 | 1 | 0 | 0 | 0 | 0 | 0 | 0 | 0 | 1 | 2% |
| Somerset | 119 | 44 | 163 | 0 | 163 | 34 | 0 | 88 | 0 | 27 | 0 | 10 | 0 | 4 | 0 | 0 | 0 | 41 | 25% |
| Sussex | 80 | 37 | 117 | 0 | 117 | 24 | 0 | 64 | 0 | 18 | 0 | 9 | 0 | 0 | 0 | 2 | 0 | 29 | 25% |
| Union | 464 | 160 | 624 | 0 | 624 | 137 | 0 | 207 | 0 | 165 | 0 | 83 | 0 | 30 | 0 | 2 | 0 | 280 | 45% |
| Warren | 25 | 42 | 67 | 0 | 67 | 16 | 0 | 37 | 0 | 9 | 0 | 1 | 0 | 4 | 0 | 0 | 0 | 14 | 21% |
| TOTAL | 4,500 | 2,520 | 6,986 | 34 | 7,020 | 1,842 | 1 | 2,799 | 6 | 1,473 | 8 | 586 | 9 | 232 | 9 | 54 | 1 | 2,345 | 34% |
| TOTAL 1 ** YEAR AGO | 4,223 | 2,727 | 6,907 | 43 | 6,950 | 2,709 | 1 | 2,562 | 16 | 1,134 | 12 | 328 | 9 | 134 | 4 | 40 | 1 | 1,636 | 24% |

* Inactive cases are those which cannot be tried for reasons beyond the control of the Court and attorneys, such as Military List, enjoined proceedings, confinement of parties to hospital or institution, etc.

** As reported in the 1975-76 Annual Report. Subsequent recounts amounted to -2 cases pending as of 8/31/76.

SOURCE: Monthly Report of the Judges.

SUPERIOR COURT-MATRIMONIAL
*AGES OF ACTIVE CASES PENDING, AUGUST 31, 1960 TO 1977



NOTE: DATA ON AGES IN PRIOR YEARS NOT COMPARABLE.

* AS REPORTED IN ANNUAL REPORTS FOR EACH COURT YEAR. NOT CHANGED FOR "RECOUNTS" AS A RESULT OF PHYSICAL INVENTORIES IN THE COUNTIES,

** THE SHARP INCREASE IN CASES PENDING BEGINNING IN 1972 IS LARGELY ATTRIBUTABLE TO THE ENACTMENT OF NEW DIVORCE LAWS EFFECTIVE SEPTEMBER 13, 1971.

JUDGES OF THE SUPERIOR COURT, LAW DIVISION

AND

JUDGES OF THE COUNTY COURTS

ATLANTIC COUNTY

Superior Court

George B. Francis - Assignment Judge

Robert H. Steedle

R. Cooper Brown (Retired and temporarily assigned on recall)

County Court

Manuel H. Greenberg

Robert Neustadter (Effective 10/12/76)

Joseph Narrow (Retired and temporarily assigned on recall effective 11/1/77)

BERGEN COUNTY

Superior Court

Theodore W. Trautwein - Assignment Judge

Thomas F. Dalton

Fred C. Galda

Sherwin D. Lester (Effective 6/1/77 when assigned from Essex County, Chancery Division)

Morris Malech

James J. Petrella

Sylvia B. Pressler (Effective 10/5/76. Temporarily assigned to Appellate Division 11/22/76 until 1/10/77 when permanently assigned)

Alfred D. Schiaffo

James I. Toscano

Superior Court, Law Division and County Courts, continued
Bergen County, continued

County Court

William J. Arnold

John J. Cariddi

Charles R. DiGisi (Effective 8/1/77)

Thomas L. Franklin

Benedict E. Lucchi (temporarily assigned to Chancery
Division, Matrimonial)

James F. Madden

John T. Mooney

William R. Morrison

Sylvia B. Pressler (until 10/5/76)

Harvey Smith

Edward J. Van Tassel

BURLINGTON COUNTY

Superior Court

Samuel D. Lenox, Jr. - Assignment Judge

W. Thomas McGann (retired 10/20/76)

J. Gilbert VanSciver, Jr.

County Court

Herman Belopolsky

Dominick J. Ferrelli (temporarily assigned to Chancery
Division, Matrimonial, effective
5/2/77)

Paul R. Kramer

Harold B. Wells III (Effective 4/7/77)

Superior Court, Law Division and County Courts, continued

CAMDEN COUNTY

Superior Court

Charles A. Rizzi - Assignment Judge (temporarily assigned
to Appellate Division 1/3/77-
1/31/77)

Louis L. Goldman

Norman Heine (Retired 3/22/77)

Michael P. King (Temporarily assigned to Gloucester County,
Chancery Division, General Equity; also
temporarily assigned to Appellate Division,
2/15/77-3/22/77)

William E. Peel

Robert B. Johnson (Retired and temporarily assigned
on recall)

County Court

A. Donald Bigley

Peter J. Coruzzi

I. V. DiMartino

Warren C. Douglas (Effective 9/20/76)

Mary Ellen Talbott

Leon A. Wingate, Jr.

CAPE MAY COUNTY

Superior Court

George B. Francis - Assignment Judge

Robert H. Steedle

R. Cooper Brown (Retired and temporarily assigned on
recall, effective 9/13/76)

County Court

James A. O'Neill

Nathan C. Staller

Superior Court, Law Division and County Courts, continued

CUMBERLAND COUNTY

Superior Court

George B. Francis - Assignment Judge

Robert H. Steedle

R. Cooper Brown (Retired and temporarily assigned on
recall, effective 9/13/76)

County Court

Steven Z. Kleiner (Effective 10/20/76)

Edward S. Miller

Paul R. Porreca

Frank J. Testa (Also temporarily assigned to Superior
Court, Matrimonial, Cumberland & Salem
Counties; and effective 1/3/77 to
Atlantic & Cape May Counties also)

ESSEX COUNTY

Superior Court

Arthur J. Blake - Assignment Judge

Charles S. Barrett, Jr. (Retired 4/8/77)

Stanley G. Bedford (Effective 9/24/76)

William J. Camarata

F. Michael Caruso (Effective 7/20/77)

Van Y. Clinton

Sam A. Colarusso (Retired 3/2/77)

Julius A. Feinberg (Effective 7/14/77)

Ralph L. Fusco

Harry A. Margolis

Superior Court, Law Division and County Courts, continued
Essex County, continued

John A. Marzulli

James T. Owens

Nicholas Scalera

Murray G. Simon

Peter W. Thomas

County Court

Stanley G. Bedford (Until 9/24/76)

F. Michael Caruso (Until 7/19/77)

Neil G. Duffy (Temporarily assigned to Superior Court,
Matrimonial, until 5/16/77)

Julius Feinberg (Until 7/13/77)

William F. Harth

Harry Hazelwood, Jr.

Marilyn Loftus

Felix A. Martino (Effective 7/13/77)

Alexander J. Matturri (Effective 8/1/77)

Edward F. Neagle, Jr. (Effective 12/10/76)

Michael J. O'Neil

June Strelecki

Paul B. Thompson

William H. Walls (Effective 8/5/77)

Joseph F. Walsh

Leo Yanoff

Superior Court, Law Division and County Courts, continued

GLOUCESTER COUNTY

Superior Court

Charles A. Rizzi - Assignment Judge (Temporarily
assigned to the Appellate Division,
1/3/77-1/30/77)

County Court

Ernest L. Alvino

Paul F. Cunard

Samuel G. DeSimone (Temporarily assigned to the
Superior Court, Chancery Division,
Matrimonial)

R. Edward Klaisz, Jr. (Until 3/31/77)

Milton L. Silver (Effective 5/26/77)

HUDSON COUNTY

Superior Court

Thomas S. O'Brien - Assignment Judge

Lawrence Bilder

Guy W. Calissi

Geoffrey Gaulkin

John J. Geronimo

Frank G. Hahn

Joseph P. Hanrahan

Robert E. Tarleton

Joseph M. Thuring

Maurice A. Walsh, Jr.

Superior Court, Law Division and County Courts, continued

HUDSON COUNTY

County Court

Richard F. Connors

James H. Dowden

John J. Grossi, Jr. (Effective 9/7/76)

Edward F. Hamill

Charles J. Harrington, Jr. (Effective 4/18/77)

Raymond W. Young

HUNTERDON COUNTY

Superior Court

George Y. Schoch - Assignment Judge

County Court

Thomas J. Beetel

A. Warren Herrigel (Temporarily assigned to Superior
Court, Chancery Division, Matrimonial)

MERCER COUNTY

Superior Court

George Y. Schoch - Assignment Judge

A. Jerome Moore

Arthur A. Salvatore (Retired 8/25/77)

Superior Court, Law Division and County Courts, continued

MERCER COUNTY

County Court

Richard J. S. Barlow, Jr.

Clifton C. Bennett (Temporarily assigned to Somerset
County Court 9/27/76)

Michael R. Imbriani (Temporarily assigned from Somerset
County Court 9/27/76)

Hervey S. Moore, Jr.

J. Wilson Noden

Daniel A. O'Donnell

Theodore T. Tams, Jr. (Temporarily assigned to Superior
Court, Chancery Division,
Matrimonial)

MIDDLESEX COUNTY

Superior Court

John C. Demos - Assignment Judge

Theodore Appleby

John E. Bachman

Herman L. Breitzkopf

Joseph F. Deegan

David D. Furman (also Superior Court, Chancery
Division, General Equity; Temporarily
assigned Appellate Division 1/31/77-
2/15/77)

Charles M. Morris, Jr.

C. John Stroumtsos

Superior Court, Law Division and County Courts, continued

MIDDLESEX COUNTY

County Court

Joseph F. Bradshaw

Richard S. Cohen

J. Norris Harding (Effective 9/21/76)

Robert A. Longhi

Alan A. Rockoff

Joseph J. Takacs (Temporarily assigned to Superior
Court, Chancery Division, Matrimonial,
Retired 9/2/77)

MONMOUTH COUNTY

Superior Court

Merritt Lane, Jr. - Assignment Judge

Louis R. Aikins

John P. Arnone

Patrick J. McGann, Jr.

Andrew A. Salvest

Marshall Selikoff

County Court

Donald J. Cunningham

Burton L. Funder

Thomas F. Shebell, Jr.

William T. Wichmann

Superior Court, Law Division and County Courts, continued

MORRIS COUNTY

Superior Court

Robert Muir, Jr. - Assignment Judge

Louis Schwartz (Temporarily assigned from Passaic
County, Law Division, effective 5/16/77)

County Court

John D. Collins (Retired 12/3/76)

Charles M. Egan, Jr.

Jacques H. Gascoyne

George P. Helfrich

Kenneth C. MacKenzie (Effective 2/10/77)

Reginald Stanton

Arnold M. Stein

OCEAN COUNTY

Superior Court

Samuel D. Lenox, Jr. - Assignment Judge

William H. Huber (Effective 4/6/77)

William E. O'Connor, Jr.

County Court

Mark Addison

Robert H. Doherty, Jr.

James M. Havey (Effective 8/25/76)

William H. Huber (Until 4/5/77; Temporarily assigned to
Superior Court, Chancery Division, Matri-
monial, until 3/24/77)

Harold Kaplan (Effective 3/25/77, Temporarily assigned
to Superior Court, Chancery Division,
Matrimonial)

Henry H. Wiley (Temporarily assigned to Superior Court,
Chancery Division, General Equity)

Superior Court, Law Division and County Courts, continued

PASSAIC COUNTY

Superior Court

Charles S. Joelson - Assignment Judge

Samuel Doan (Retired 9/27/76; Temporarily assigned on
recall effective 9/28/76)

Joseph N. Donatelli

Ralph V. Martin (Effective 9/21/76)

Irving I. Rubin

Thomas R. Rumana (Effective 9/21/76)

Joseph J. Salerno

Louis Schwartz (Effective 9/21/76; temporarily assigned
to Morris County 5/16/77)

Theodore D. Rosenberg (Retired and temporarily assigned
on recall)

County Court

Joseph M. Harrison

Bruno L. Leopizzi (Effective 9/22/76)

William J. Marchese

Harold M. Nitto (Effective 9/20/76)

Thomas R. Rumana (Until 9/20/76)

Amos C. Saunders (Effective 4/18/77)

Louis Schwartz (Until 9/20/76)

Herbert Susser (Temporarily assigned to Superior Court,
Chancery Division, Matrimonial)

Superior Court, Law Division and County Courts, continued

SALEM COUNTY

Superior Court

George B. Francis - Assignment Judge

Robert H. Steedle

R. Cooper Brown (Retired and temporarily assigned on
recall, effective 9/13/76)

County Court

Norman Telsey (Effective 10/8/76)

Joseph Narrow (Retired and temporarily assigned
on recall until 11/1/76)

SOMERSET COUNTY

Superior Court

George Y. Schoch - Assignment Judge

Wilfred P. Diana

Arthur S. Meredith

County Court

Clifton C. Bennett (Temporarily assigned from Mercer
County, effective 9/27/76)

Robert E. Gaynor

Michael R. Imbriani (Effective 9/24/76; Temporarily
assigned to Mercer County Court
9/27/76)

B. Thomas Leahy

David G. Lucas (Temporarily assigned to Superior Court,
Chancery Division, Matrimonial)

Superior Court, Law Division and County Courts, continued

SUSSEX COUNTY

Superior Court

Robert Muir, Jr. - Assignment Judge

Robert C. Shelton, Jr. (Effective 3/26/77)

County Court

Robert C. Shelton, Jr. (Until 3/25/77)

Frederic G. Weber (Temporarily assigned to Superior
Court, Chancery Division, Matrimonial)

UNION COUNTY

Superior Court

V. William DiBuono - Assignment Judge

Cuddie E. Davidson, Jr. (Temporarily assigned to Appellate
Division 1/3/77-1/21/77)

Edward W. McGrath (Effective 10/9/76)

A. Donald McKenzie

Harry V. Osborne, Jr.

Jacob L. Triarsi

Chester A. Weidenburner

Milton A. Feller (Retired and temporarily assigned
on recall)

Superior Court, Law Division and County Courts, continued

UNION COUNTY

County Court

Joseph G. Barbieri

James H. Coleman, Jr.

William A. Dreier

Richard P. Muscatello (Effective 3/28/77)

John P. Walsh

W. Fillmore Wood

WARREN COUNTY

Superior Court

Robert Muir, Jr. - Assignment Judge

County Court

Paul Aaroe (Temporarily assigned to Superior Court,
Chancery Division, Matrimonial)

Martin Bry-Nildsen, Jr.

PROCEEDINGS IN THE SUPERIOR AND COUNTY COURTS

CIVIL

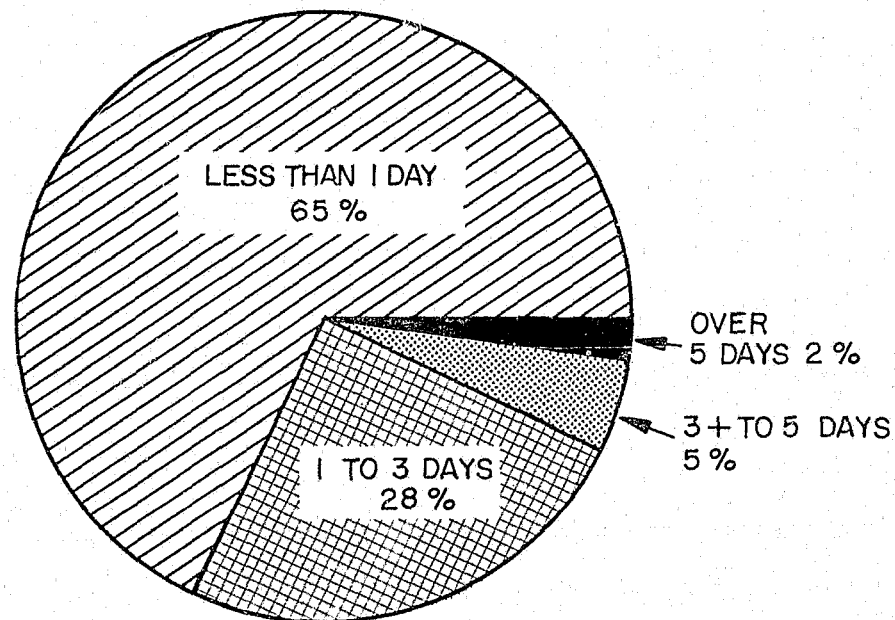
FROM SEPTEMBER 1, 1976 TO AUGUST 31, 1977

| COUNTY | TRIALS CONCLUDED | | | DURATION OF TRIALS CONCLUDED | | | | MOTIONS | | | | SETTLEMENTS WITH AID OF COURT | | BENCH HOURS | SETTLMT CNFRNC HOURS | TOTAL | TOTAL 1 YEAR AGO |
|------------------|------------------|----------|-------|------------------------------|----------|----------|----------|------------|--------------|-----------|-----------|-------------------------------|--------------|-------------|----------------------|----------|------------------|
| | TOTAL | NON-JURY | JURY | < 1 DAY | 1-3 DAYS | 3-5 DAYS | > 5 DAYS | CON-TESTED | UNCON-TESTED | PRE-TRIAL | CON-TEMPT | BEFORE TRIAL | DURING TRIAL | | | | |
| ATLANTIC | 116 | 91 | 25 | 95 | 14 | 5 | 2 | 647 | 711 | 30 | 0 | 244 | 43 | 1,027.9 | 364.7 | 1,392.6 | 1,531.8 |
| BERGEN | 1,068 | 727 | 341 | 749 | 248 | 49 | 22 | 3,523 | 6,047 | 147 | 4 | 943 | 144 | 8,194.4 | 1,501.2 | 9,695.6 | 10,212.9 |
| BURLINGTON | 130 | 83 | 47 | 96 | 24 | 7 | 3 | 1,159 | 746 | 26 | 2 | 238 | 29 | 1,385.9 | 449.1 | 1,835.0 | 1,949.6 |
| CAMDEN | 280 | 148 | 132 | 186 | 74 | 17 | 3 | 1,292 | 2,830 | 58 | 18 | 595 | 37 | 2,720.5 | 1,227.8 | 3,948.3 | 4,580.6 |
| CAPE MAY | 23 | 15 | 8 | 11 | 11 | 1 | 0 | 120 | 197 | 2 | 4 | 43 | 10 | 345.5 | 128.5 | 474.0 | 505.3 |
| CUMBERLAND | 53 | 32 | 21 | 45 | 6 | 1 | 1 | 392 | 961 | 74 | 0 | 249 | 21 | 662.1 | 413.9 | 1,076.0 | 1,019.9 |
| ESSEX | 887 | 505 | 382 | 581 | 261 | 25 | 20 | 4,577 | 4,153 | 79 | 1 | 812 | 153 | 8,253.4 | 957.8 | 9,211.2 | 9,761.9 |
| GLOUCESTER | 51 | 35 | 16 | 42 | 8 | 0 | 1 | 271 | 524 | 6 | 4 | 46 | 4 | 536.3 | 213.0 | 749.3 | 878.7 |
| HUDSON | 357 | 125 | 232 | 175 | 128 | 36 | 18 | 1,695 | 2,922 | 47 | 14 | 953 | 110 | 4,712.7 | 1,364.2 | 6,076.9 | 5,699.3 |
| HUNTERDON | 50 | 31 | 19 | 33 | 13 | 4 | 0 | 153 | 68 | 82 | 0 | 15 | 13 | 612.8 | 44.1 | 656.9 | 502.6 |
| MERCER | 198 | 77 | 111 | 120 | 58 | 9 | 1 | 1,138 | 1,563 | 51 | 2 | 119 | 31 | 1,623.9 | 306.9 | 1,930.8 | 1,254.7 |
| MIDDLESEX | 714 | 311 | 403 | 448 | 229 | 31 | 6 | 2,270 | 2,924 | 347 | 1 | 1,340 | 101 | 5,984.2 | 3,122.6 | 9,106.8 | 8,686.5 |
| MONMOUTH | 467 | 235 | 232 | 341 | 107 | 8 | 11 | 2,533 | 2,387 | 163 | 4 | 456 | 96 | 3,397.5 | 945.7 | 4,343.2 | 4,561.4 |
| MORRIS | 360 | 234 | 126 | 235 | 93 | 25 | 7 | 1,391 | 959 | 65 | 0 | 218 | 62 | 3,394.0 | 510.3 | 3,904.3 | 4,384.6 |
| OCEAN | 87 | 40 | 47 | 53 | 30 | 3 | 1 | 585 | 1,798 | 64 | 2 | 382 | 29 | 1,315.0 | 448.2 | 1,763.2 | 1,869.7 |
| PASSAIC | 255 | 134 | 121 | 154 | 79 | 16 | 6 | 1,470 | 1,910 | 58 | 21 | 503 | 71 | 3,072.5 | 697.7 | 3,770.2 | 4,425.0 |
| SALEM | 9 | 7 | 2 | 7 | 2 | 0 | 0 | 55 | 37 | 0 | 0 | 3 | 0 | 110.6 | 1.8 | 112.4 | 166.8 |
| SOMERSET | 156 | 95 | 61 | 110 | 36 | 7 | 3 | 391 | 428 | 41 | 3 | 146 | 22 | 1,306.7 | 414.6 | 1,721.3 | 888.4 |
| SUSSEX | 74 | 47 | 27 | 52 | 22 | 0 | 0 | 183 | 58 | 11 | 0 | 16 | 15 | 572.4 | 69.1 | 641.5 | 669.9 |
| UNION | 450 | 188 | 262 | 255 | 169 | 20 | 6 | 1,743 | 2,300 | 97 | 4 | 757 | 103 | 5,334.1 | 1,191.6 | 6,525.7 | 4,822.4 |
| WARREN | 52 | 38 | 14 | 29 | 13 | 10 | 0 | 25 | 95 | 12 | 0 | 20 | 4 | 408.4 | 72.1 | 480.5 | 325.7 |
| ***** | | | | | | | | | | | | | | | | | |
| STATE | 5,827 | 3,198 | 2,629 | 3,817 | 1,625 | 274 | 111 | 25,613 | 33,618 | 1,460 | 84 | 8,103 | 1,098 | 54,970.8 | 14,444.9 | 69,415.7 | -- |
| ***** | | | | | | | | | | | | | | | | | |
| TOTAL 1 YEAR AGO | 6,060 | 3,268 | 2,792 | 4,126 | 1,510 | 289 | 135 | 26,238 | 33,845 | 1,609 | 113 | 7,619 | 1,186 | 55,149.7 | 13,548.0 | -- | 68,697.7 |
| ***** | | | | | | | | | | | | | | | | | |

Source: Weekly Reports of the Judges.

LAW DIVISION OF THE SUPERIOR AND COUNTY COURTS
DURATION OF CIVIL TRIALS CONCLUDED
SEPTEMBER 1, 1976 TO AUGUST 31, 1977

| COUNTY | TOTAL CIVIL TRIALS | DURATION OF TRIALS CONCLUDED | | | |
|------------------|--------------------|------------------------------|-------------|--------------|-------------|
| | | LESS THAN 1 DAY | 1 TO 3 DAYS | 3+ TO 5 DAYS | OVER 5 DAYS |
| ATLANTIC | 116 | 82 % | 12 % | 4 % | 2 % |
| BERGEN | 1,068 | 70 % | 23 % | 5 % | 2 % |
| BURLINGTON | 130 | 74 % | 19 % | 5 % | 2 % |
| CAMDEN | 280 | 67 % | 26 % | 6 % | 1 % |
| CAPE MAY | 23 | 48 % | 48 % | 4 % | 0 % |
| CUMBERLAND | 53 | 85 % | 11 % | 2 % | 2 % |
| ESSEX | 887 | 66 % | 29 % | 3 % | 2 % |
| GLOUCESTER | 51 | 82 % | 16 % | 0 % | 2 % |
| HUDSON | 357 | 49 % | 36 % | 10 % | 5 % |
| HUNTERDON | 50 | 66 % | 26 % | 8 % | 0 % |
| MERCER | 188 | 64 % | 31 % | 4 % | 1 % |
| MIDDLESEX | 714 | 63 % | 32 % | 4 % | 1 % |
| MONMOUTH | 467 | 73 % | 23 % | 2 % | 2 % |
| MORRIS | 360 | 65 % | 26 % | 7 % | 2 % |
| OCEAN | 87 | 61 % | 35 % | 3 % | 1 % |
| PASSAIC | 255 | 61 % | 31 % | 6 % | 2 % |
| SALEM | 9 | 78 % | 22 % | 0 % | 0 % |
| SOMERSET | 156 | 71 % | 23 % | 4 % | 2 % |
| SUSSEX | 74 | 70 % | 30 % | 0 % | 0 % |
| UNION | 450 | 57 % | 38 % | 4 % | 1 % |
| WARREN | 52 | 56 % | 25 % | 19 % | 0 % |
| TOTAL | 5,827 | 65 % | 28 % | 5 % | 2 % |
| TOTAL 1 YEAR AGO | 6,060 | 68 % | 25 % | 5 % | 2 % |



STATE TOTALS, 1976-77

SUPERIOR AND COUNTY COURTS
MONEY JUDGMENTS
September 1, 1976 to August 31, 1977

| COUNTY | Up to \$100 Inc. | | \$100.01 to \$500 | | \$500.01 to \$1000 | | \$1000.01 to \$1500 | | \$1500.01 to \$2000 | | \$2000.01 to \$3000 | | \$3000.01 to \$4000 | | \$4000.01 to \$5000 | | \$5000.01 to \$10,000 | | \$10,000.01 & Up | | Total | |
|---------------------|------------------|-------|-------------------|-------|--------------------|-------|---------------------|-------|---------------------|-------|---------------------|-------|---------------------|-------|---------------------|-------|-----------------------|-------|------------------|-------|----------|--------|
| | Auto Neg | Other | Auto Neg | Other | Auto Neg | Other | Auto Neg | Other | Auto Neg | Other | Auto Neg | Other | Auto Neg | Other | Auto Neg | Other | Auto Neg | Other | Auto Neg | Other | Auto Neg | Other |
| Atlantic | 0 | 0 | 0 | 4 | 1 | 8 | 1 | 10 | 1 | 10 | 1 | 10 | 4 | 35 | 2 | 40 | 7 | 112 | 14 | 91 | 31 | 320 |
| Bergen | 0 | 17 | 2 | 127 | 7 | 101 | 6 | 85 | 3 | 61 | 15 | 131 | 9 | 235 | 17 | 216 | 39 | 522 | 78 | 615 | 176 | 2,110 |
| Burlington | 0 | 2 | 0 | 24 | 1 | 20 | 2 | 22 | 4 | 17 | 2 | 19 | 5 | 69 | 6 | 56 | 7 | 132 | 17 | 93 | 44 | 454 |
| Camden | 1 | 2 | 2 | 19 | 4 | 24 | 4 | 24 | 6 | 25 | 15 | 70 | 5 | 136 | 5 | 123 | 25 | 226 | 30 | 239 | 97 | 888 |
| Cape May | 0 | 0 | 0 | 3 | 0 | 8 | 0 | 7 | 0 | 7 | 0 | 11 | 0 | 19 | 2 | 18 | 0 | 29 | 3 | 39 | 5 | 141 |
| Cumberland | 0 | 2 | 0 | 12 | 1 | 8 | 2 | 4 | 0 | 4 | 1 | 20 | 1 | 18 | 1 | 20 | 7 | 37 | 11 | 28 | 24 | 153 |
| Essex | 1 | 38 | 3 | 66 | 3 | 51 | 12 | 72 | 6 | 58 | 15 | 100 | 29 | 218 | 25 | 223 | 42 | 463 | 84 | 474 | 220 | 1,763 |
| Gloucester | 0 | 0 | 1 | 6 | 1 | 4 | 1 | 8 | 1 | 7 | 4 | 15 | 0 | 27 | 3 | 25 | 9 | 68 | 8 | 48 | 28 | 208 |
| Hudson | 1 | 3 | 1 | 32 | 1 | 31 | 11 | 19 | 5 | 23 | 19 | 52 | 17 | 93 | 10 | 93 | 36 | 206 | 45 | 202 | 146 | 754 |
| Hunterdon | 0 | 1 | 1 | 8 | 0 | 12 | 1 | 7 | 0 | 2 | 2 | 9 | 1 | 15 | 1 | 15 | 1 | 28 | 2 | 32 | 9 | 129 |
| Mercer | 0 | 3 | 3 | 31 | 6 | 39 | 6 | 17 | 3 | 14 | 6 | 23 | 7 | 46 | 6 | 50 | 13 | 89 | 23 | 119 | 73 | 431 |
| Middlesex | 0 | 6 | 4 | 38 | 4 | 76 | 6 | 50 | 2 | 37 | 8 | 64 | 11 | 103 | 15 | 92 | 23 | 189 | 58 | 221 | 131 | 876 |
| Monmouth | 0 | 4 | 1 | 37 | 6 | 52 | 3 | 31 | 7 | 28 | 10 | 68 | 7 | 121 | 9 | 104 | 22 | 220 | 39 | 256 | 104 | 921 |
| Morris | 1 | 10 | 0 | 31 | 2 | 25 | 1 | 26 | 3 | 20 | 3 | 42 | 6 | 69 | 7 | 79 | 7 | 178 | 22 | 171 | 52 | 651 |
| Ocean | 0 | 5 | 3 | 46 | 2 | 52 | 3 | 32 | 3 | 22 | 3 | 59 | 4 | 71 | 2 | 77 | 9 | 157 | 23 | 166 | 52 | 687 |
| Passaic | 1 | 8 | 2 | 46 | 2 | 61 | 4 | 38 | 5 | 39 | 5 | 86 | 5 | 116 | 12 | 121 | 18 | 249 | 26 | 207 | 80 | 971 |
| Salem | 0 | 0 | 0 | 1 | 0 | 4 | 0 | 2 | 0 | 1 | 0 | 4 | 2 | 6 | 1 | 6 | 4 | 9 | 4 | 8 | 11 | 41 |
| Somerset | 2 | 3 | 0 | 21 | 0 | 22 | 1 | 15 | 1 | 7 | 0 | 22 | 3 | 36 | 2 | 38 | 4 | 82 | 15 | 99 | 28 | 345 |
| Sussex | 0 | 4 | 0 | 11 | 0 | 13 | 0 | 10 | 3 | 6 | 1 | 13 | 1 | 15 | 1 | 15 | 2 | 40 | 4 | 37 | 12 | 164 |
| Union | 1 | 8 | 2 | 45 | 2 | 32 | 5 | 36 | 4 | 25 | 8 | 61 | 8 | 97 | 14 | 93 | 16 | 177 | 35 | 209 | 95 | 783 |
| Warren | 0 | 0 | 0 | 6 | 0 | 7 | 0 | 4 | 0 | 2 | 2 | 7 | 2 | 19 | 0 | 7 | 3 | 27 | 3 | 31 | 10 | 110 |
| TOTAL | 8 | 116 | 25 | 614 | 43 | 650 | 69 | 519 | 57 | 415 | 120 | 886 | 127 | 1,564 | 141 | 1,511 | 294 | 3,240 | 544 | 3,385 | 1,428 | 12,900 |
| TOTAL 1 YEAR AGO | 2 | 50 | 43 | 571 | 73 | 694 | 91 | 505 | 99 | 408 | 182 | 867 | 180 | 1,607 | 152 | 1,467 | 391 | 3,006 | 524 | 3,041 | 1,737 | 12,216 |

Source: Superior and County Clerks' Offices.

LAW DIVISIONS OF THE SUPERIOR AND COUNTY COURTS
CIVIL CASES FILED, ADDED TO CALENDAR, AND DISPOSED OF
September 1, 1976 to August 31, 1977

| County | Complaints Filed During This Period | | Total Superior and County Court Cases On Calendar at Beginning of This Period | | | 1/ New Cases Added To The Calendar During This Period | | | | Cases Added By Transfers or Reinstatements | | Total New Cases, Transfers and Reinstatements | | | Total Calendar of Cases for This Period | | | Total Cases Disposed of During This Period | | | Total Cases on Calendar at End of This Period | | | | | | | | | | | |
|------------------|-------------------------------------|--------------|---|--------|---------|---|--------|--------------|-------|--|-------|---|--------|--------|---|--------|--------|--|--------|--------|---|--------|-------|----------------|--------|--------------|----------|---------------------|-------|-----------|-------|-----------|
| | Superior Court | County Court | Auto Neg. | Other | Total | Superior Court | | County Court | | Reinstatements | | Auto Neg. | Other | Total | Auto Neg. | Other | Total | Auto Neg. | Other | Total | Auto Neg. | Other | Total | Superior Court | | County Court | | Total Cases Pending | | | | |
| | | | | | | Auto Neg. | Other | Auto Neg. | Other | Auto Neg. | Other | | | | | | | | | | | | | Auto Neg. | Other | Auto Neg. | Other | Auto Neg. | Other | Auto Neg. | Other | Auto Neg. |
| Atlantic | 1,179 | 58 | 298 | 591 | 889 | 345 | 444 | 26 | 32 | 0 | 0 | 371 | 476 | 847 | 669 | 1,067 | 1,736 | 234 | 413 | 647 | 425 | 612 | 10 | 42 | 435 | 654 | 1,089 | | | | | |
| Bergen | 6,989 | 616 | 1,965 | 2,992 | *4,957 | 2,076 | 3,127 | 6 | 38 | 117 | 324 | 2,199 | 3,489 | 5,688 | 4,164 | 6,481 | 10,645 | 1,719 | 2,772 | 4,491 | 2,436 | 3,660 | 9 | 49 | 2,445 | 3,709 | 6,154 | | | | | |
| Burlington | 1,747 | 26 | 475 | 641 | 1,116 | 458 | 534 | 5 | 10 | 5 | 29 | 468 | 573 | 1,041 | 943 | 1,214 | 2,157 | 304 | 371 | 675 | 636 | 831 | 3 | 12 | 639 | 843 | 1,482 | | | | | |
| Camden | 3,982 | 59 | 2,105 | 2,059 | 4,164 | 1,220 | 1,233 | 10 | 15 | 47 | 76 | 1,277 | 1,324 | 2,601 | 3,382 | 3,383 | 6,765 | 1,160 | 959 | 2,119 | 2,209 | 2,386 | 13 | 38 | 2,222 | 2,424 | 4,646 | | | | | |
| Cape May | 406 | 55 | 46 | 207 | 253 | 47 | 156 | 0 | 17 | 1 | 3 | 48 | 176 | 224 | 94 | 383 | 477 | 42 | 194 | 236 | 52 | 174 | 0 | 15 | 52 | 189 | 241 | | | | | |
| Cumberland | 605 | 84 | 233 | 333 | 566 | 213 | 217 | 16 | 20 | 3 | 5 | 232 | 242 | 474 | 465 | 575 | 1,040 | 210 | 244 | 454 | 237 | 303 | 18 | 28 | 255 | 331 | 586 | | | | | |
| Essex | 7,712 | 94 | 3,342 | 4,458 | 7,800 | 2,293 | 2,854 | 29 | 45 | 102 | 182 | 2,424 | 3,081 | 5,505 | 5,766 | 7,539 | 13,305 | 2,029 | 2,554 | 4,583 | 3,608 | 4,755 | 129 | 230 | 3,737 | 4,985 | 8,722 | | | | | |
| Gloucester | 923 | 33 | 607 | 479 | *1,086 | 314 | 271 | 7 | 14 | 10 | 12 | 331 | 297 | 628 | 938 | 776 | 1,714 | 292 | 168 | 460 | 639 | 577 | 7 | 31 | 646 | 608 | 1,254 | | | | | |
| Hudson | 4,319 | 61 | 2,300 | 2,453 | 4,753 | 1,390 | 1,556 | 13 | 42 | 46 | 56 | 1,449 | 1,654 | 3,103 | 3,749 | 4,107 | 7,856 | 1,515 | 1,411 | 2,926 | 2,209 | 2,641 | 25 | 55 | 2,234 | 2,696 | 4,930 | | | | | |
| Hunterdon | 358 | 16 | 70 | 160 | * 230 | 63 | 129 | 0 | 16 | 0 | 12 | 63 | 157 | 220 | 133 | 317 | 450 | 49 | 111 | 160 | 84 | 190 | 0 | 16 | 84 | 206 | 290 | | | | | |
| Mercer | 1,818 | 7 | 918 | 1,046 | 1,954 | 501 | 760 | 0 | 7 | 6 | 11 | 507 | 778 | 1,285 | 1,425 | 1,824 | 3,249 | 489 | 573 | 1,062 | 936 | 1,243 | 0 | 8 | 936 | 1,251 | 2,187 | | | | | |
| Middlesex | 5,453 | 39 | 2,591 | 2,485 | 5,076 | 2,362 | 1,817 | 7 | 15 | 5 | 1 | 2,374 | 1,833 | 4,207 | 4,965 | 4,318 | 9,283 | 1,952 | 1,582 | 3,534 | 2,987 | 2,701 | 26 | 35 | 3,013 | 2,736 | 5,749 | | | | | |
| Monmouth | 4,021 | 143 | 1,577 | 1,726 | 3,303 | 1,462 | 1,682 | 40 | 46 | 80 | 168 | 1,582 | 1,896 | 3,478 | 3,159 | 3,622 | 6,781 | 1,220 | 1,332 | 2,552 | 1,887 | 2,228 | 52 | 62 | 1,939 | 2,290 | 4,229 | | | | | |
| Morris | 2,170 | 88 | 507 | 969 | *1,476 | 532 | 1,035 | 9 | 18 | 45 | 122 | 586 | 1,175 | 1,761 | 1,093 | 2,144 | 3,237 | 521 | 1,081 | 1,602 | 561 | 1,051 | 11 | 12 | 572 | 1,063 | 1,635 | | | | | |
| Ocean | 2,257 | 43 | 691 | 1,060 | *1,751 | 676 | 871 | 13 | 15 | 26 | 68 | 715 | 954 | 1,669 | 1,406 | 2,014 | 3,420 | 451 | 632 | 1,083 | 944 | 1,357 | 11 | 25 | 955 | 1,382 | 2,337 | | | | | |
| Passaic | 3,194 | 47 | 880 | 1,236 | 2,116 | 916 | 1,334 | 5 | 15 | 45 | 83 | 966 | 1,432 | 2,398 | 1,846 | 2,668 | 4,514 | 902 | 1,236 | 2,138 | 941 | 1,421 | 3 | 11 | 944 | 1,432 | 2,376 | | | | | |
| Salem | 129 | 27 | 31 | 63 | 94 | 22 | 52 | 6 | 15 | 0 | 1 | 28 | 68 | 96 | 59 | 131 | 190 | 20 | 50 | 70 | 34 | 65 | 5 | 16 | 39 | 81 | 120 | | | | | |
| Somerset | 1,048 | 81 | 404 | 734 | *1,138 | 232 | 430 | 1 | 13 | 17 | 45 | 250 | 488 | 738 | 654 | 1,222 | 1,876 | 278 | 534 | 812 | 371 | 672 | 5 | 16 | 376 | 688 | 1,064 | | | | | |
| Sussex | 420 | 30 | 87 | 205 | 292 | 86 | 177 | 4 | 7 | 15 | 24 | 105 | 208 | 313 | 192 | 413 | 605 | 75 | 209 | 284 | 112 | 198 | 5 | 6 | 117 | 204 | 321 | | | | | |
| Union | 3,496 | 36 | 1,654 | 2,040 | 3,694 | 1,191 | 1,381 | 9 | 9 | 42 | 70 | 1,242 | 1,460 | 2,702 | 2,896 | 3,500 | 6,396 | 1,383 | 1,596 | 2,979 | 1,506 | 1,890 | 7 | 14 | 1,513 | 1,904 | 3,417 | | | | | |
| Warren | 250 | 21 | 47 | 187 | 234 | 54 | 94 | 0 | 13 | 3 | 1 | 57 | 108 | 165 | 104 | 295 | 399 | 41 | 103 | 144 | 62 | 179 | 1 | 13 | 63 | 192 | 255 | | | | | |
| TOTAL | 52,483 | 1,664 | 20,828 | 26,124 | *46,952 | 16,453 | 20,154 | 206 | 422 | 615 | 1,293 | 17,274 | 21,869 | 39,143 | 38,102 | 47,993 | 86,095 | 14,886 | 18,125 | 33,011 | 22,876 | 29,134 | 340 | 734 | 23,216 | 29,868 | 53,084 | | | | | |
| TOTAL 1 YEAR AGO | 49,326 | 1,814 | 18,473 | 22,381 | 40,854 | 15,134 | 19,350 | 168 | 427 | 594 | 1,293 | 15,896 | 21,070 | 36,966 | 34,369 | 43,451 | 77,820 | 13,541 | 17,218 | 30,755 | 20,514 | 25,528 | 314 | 705 | 20,828 | 26,233 | **47,061 | | | | | |

1/ The calendar is the list of cases which have reached issue. A case is added to the calendar when the first answer is filed, R.4:36-2.

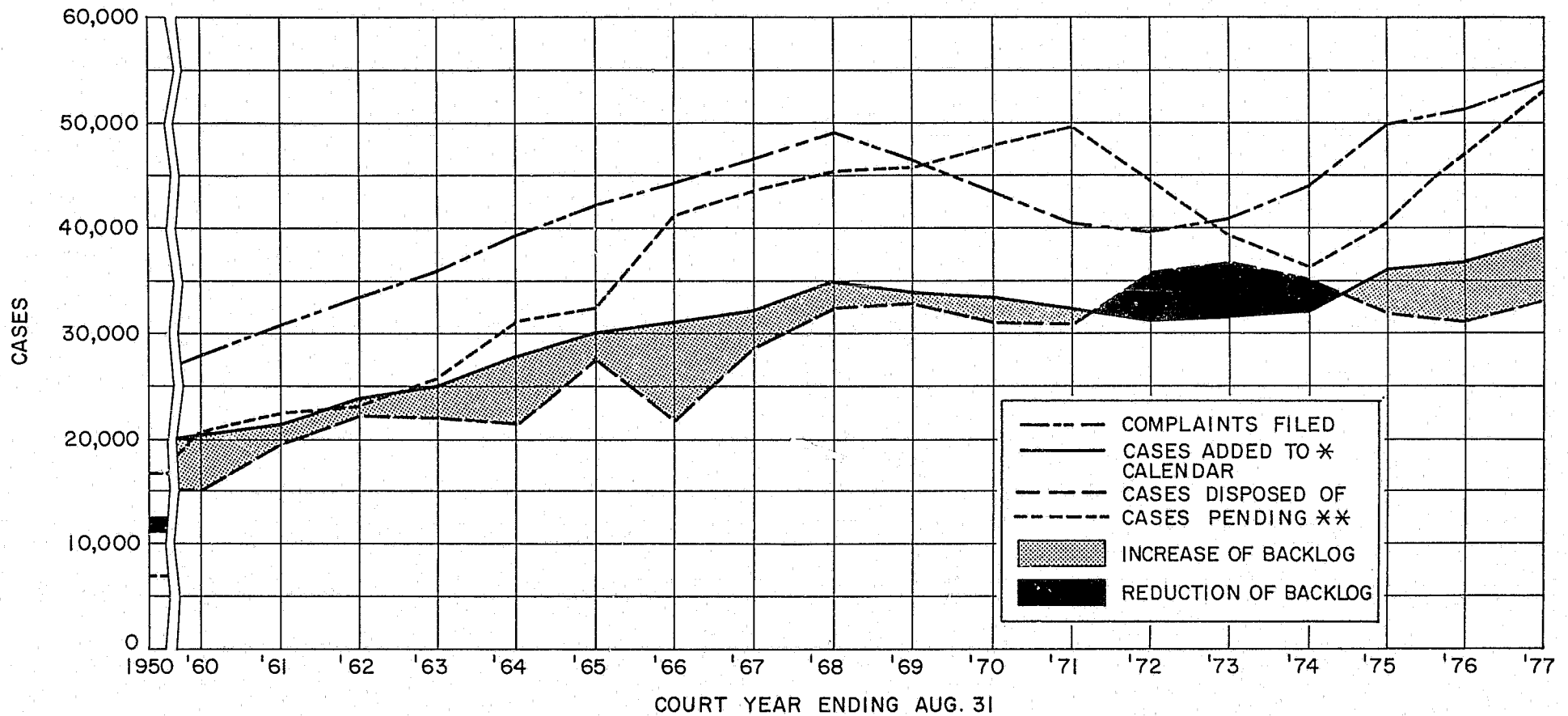
* Data differs from cases pending August 31, 1976 as reported in the 1975-76 Annual Report, because of recounts by the counties resulting from their periodic inventories and the discovery of other reporting errors by the counties during the course of the year.

** As reported in the 1975-76 Annual Report. Subsequent recounts amounted to -109 cases pending as of 8/31/76.

SOURCE: Monthly reports of the County Clerks and annual data from the Clerk of the Superior Court.

LAW DIVISIONS OF THE SUPERIOR AND COUNTY COURTS COMBINED CIVIL LIST

COURT YEARS ENDING AUGUST 31,
1960 TO DATE COMPARED WITH 1950



- * A CASE IS ADDED TO THE CALENDAR UPON THE FILING OF THE FIRST ANSWER, RULE 4:36-2.
 ** AS REPORTED IN ANNUAL REPORTS FOR EACH COURT YEAR. NOT CHANGED FOR "RECOUNTS" AS A RESULT OF PHYSICAL INVENTORIES IN THE COUNTIES.

LAW DIVISIONS OF THE SUPERIOR AND COUNTY COURTS

CIVIL CASES

MANNER OF DISPOSITION

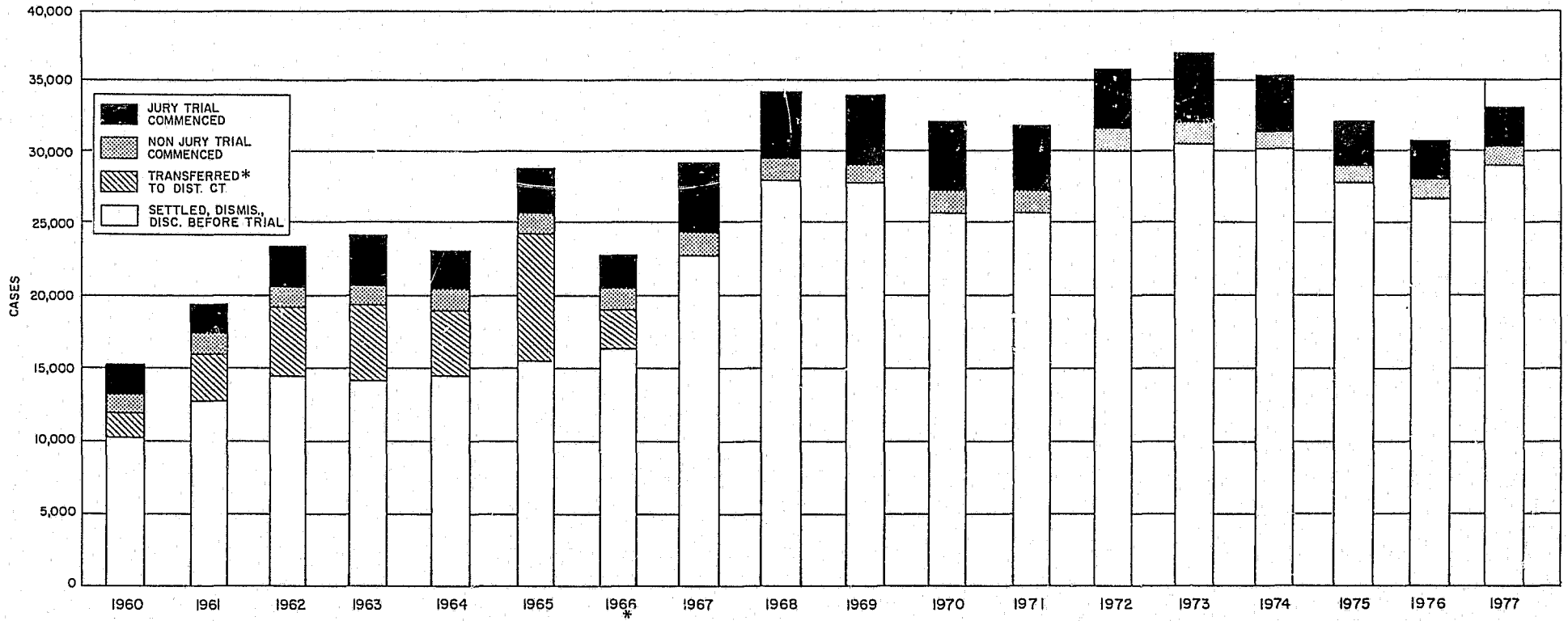
September 1, 1976 to August 31, 1977

| County | Jury Trials 1/ | | | | Non-Jury Trials 2/ | | | | Settled, Dismissed or Discontinued Before Trial Commenced 3/ | | | | | | Other Disp. (To Chancery Div. or Other County, Trans. to Dist.Ct., etc.) | | Total Cases Disposed of | | |
|------------------|-----------------|-------|---------------------|-------|--------------------|-------|---------------------|-------|--|-------|---|-------|---------------|-------|---|-------|-------------------------|--------|--------|
| | Partially Tried | | Tried to Completion | | Partially Tried | | Tried to Completion | | Before Trial Date had Been Assigned | | After Trial Date Assigned But Before Day of Trial | | On Trial Date | | | | | | |
| | Auto Neg. | Other | Auto Neg. | Other | Auto Neg. | Other | Auto Neg. | Other | Auto Neg. | Other | Auto Neg. | Other | Auto Neg. | Other | Auto Neg. | Other | Auto Neg. | Other | Total |
| Atlantic | 22 | 16 | 5 | 5 | 0 | 0 | 0 | 4 | 61 | 143 | 38 | 89 | 108 | 156 | 0 | 0 | 234 | 413 | 647 |
| Bergen | 40 | 78 | 167 | 197 | 0 | 22 | 2 | 261 | 121 | 263 | 460 | 869 | 909 | 1,039 | 20 | 43 | 1,719 | 2,772 | 4,491 |
| Burlington | 14 | 16 | 7 | 4 | 0 | 3 | 0 | 15 | 140 | 155 | 75 | 104 | 64 | 64 | 4 | 10 | 304 | 371 | 675 |
| Camden | 21 | 8 | 35 | 14 | 0 | 7 | 0 | 19 | 756 | 484 | 0 | 0 | 286 | 223 | 62 | 204 | 1,160 | 959 | 2,119 |
| Cape May | 0 | 2 | 1 | 3 | 0 | 5 | 0 | 23 | 13 | 64 | 19 | 66 | 7 | 27 | 1 | 4 | 42 | 194 | 236 |
| Cumberland | 10 | 8 | 1 | 4 | 0 | 1 | 0 | 1 | 100 | 98 | 14 | 10 | 85 | 118 | 0 | 4 | 210 | 244 | 454 |
| Essex | 50 | 89 | 87 | 110 | 0 | 18 | 17 | 236 | 951 | 907 | 65 | 83 | 817 | 896 | 42 | 215 | 2,029 | 2,554 | 4,583 |
| Gloucester | 5 | 0 | 4 | 3 | 0 | 0 | 0 | 7 | 251 | 135 | 12 | 9 | 12 | 11 | 8 | 3 | 292 | 168 | 460 |
| Hudson | 67 | 69 | 62 | 56 | 0 | 11 | 3 | 60 | 256 | 233 | 304 | 281 | 786 | 688 | 37 | 13 | 1,515 | 1,411 | 2,926 |
| Hunterdon | 1 | 1 | 6 | 7 | 0 | 3 | 0 | 12 | 12 | 51 | 15 | 23 | 14 | 11 | 1 | 3 | 49 | 111 | 160 |
| Mercer | 6 | 26 | 37 | 34 | 4 | 5 | 0 | 9 | 183 | 175 | 76 | 112 | 175 | 200 | 8 | 12 | 489 | 573 | 1,062 |
| Middlesex | 45 | 59 | 157 | 96 | 1 | 2 | 19 | 65 | 471 | 369 | 8 | 9 | 1,222 | 952 | 29 | 30 | 1,952 | 1,582 | 3,534 |
| Monmouth | 46 | 40 | 75 | 72 | 0 | 9 | 1 | 30 | 481 | 550 | 1 | 5 | 594 | 605 | 22 | 21 | 1,220 | 1,332 | 2,552 |
| Morris | 17 | 32 | 35 | 51 | 0 | 11 | 1 | 72 | 77 | 230 | 260 | 447 | 115 | 212 | 16 | 26 | 521 | 1,081 | 1,602 |
| Ocean | 9 | 8 | 18 | 16 | 0 | 4 | 0 | 21 | 143 | 294 | 114 | 142 | 162 | 135 | 5 | 12 | 451 | 632 | 1,083 |
| Passaic | 15 | 32 | 29 | 59 | 0 | 8 | 3 | 67 | 251 | 436 | 109 | 133 | 423 | 394 | 72 | 107 | 902 | 1,236 | 2,138 |
| Salem | 0 | 0 | 0 | 0 | 0 | 0 | 0 | 5 | 18 | 36 | 1 | 2 | 1 | 3 | 0 | 4 | 20 | 50 | 70 |
| Somerset | 8 | 8 | 13 | 23 | 0 | 4 | 0 | 49 | 72 | 165 | 80 | 122 | 100 | 154 | 5 | 9 | 278 | 534 | 812 |
| Sussex | 3 | 11 | 5 | 6 | 1 | 13 | 2 | 9 | 10 | 30 | 25 | 55 | 28 | 82 | 1 | 3 | 75 | 209 | 284 |
| Union | 14 | 12 | 88 | 67 | 8 | 38 | 7 | 72 | 391 | 357 | 58 | 65 | 794 | 958 | 23 | 27 | 1,383 | 1,596 | 2,979 |
| Warren | 0 | 0 | 0 | 4 | 0 | 0 | 2 | 7 | 9 | 25 | 18 | 38 | 10 | 27 | 2 | 2 | 41 | 103 | 144 |
| TOTAL | 393 | 515 | 833 | 831 | 14 | 164 | 57 | 1,044 | 4,767 | 5,200 | 1,752 | 2,664 | 6,712 | 6,955 | 358 | 752 | 14,886 | 18,125 | 33,011 |
| TOTAL 1 YEAR AGO | 411 | 431 | 939 | 914 | 21 | 153 | 65 | 1,214 | 3,934 | 4,749 | 1,613 | 2,630 | 6,224 | 6,255 | 334 | 872 | 13,541 | 17,218 | 30,759 |

1/ A case is considered disposed of by jury trial if the drawing of the jury is started even if thereafter it is settled or dismissed.
 2/ A case is considered disposed of by non-jury trial if the opening is started, or, if the opening is waived, the first witness is sworn.
 3/ Includes settlements of infants' or incompetents' cases even though approved by judge in court.

SOURCE: Monthly Reports of the County Clerks.

SUPERIOR AND COUNTY COURTS
COMBINED CIVIL LIST
MANNER OF DISPOSITION OF CASES
COURT YEARS ENDING AUGUST 31, 1960 TO 1977



* TRANSFER PROGRAM TERMINATED BY SUPREME COURT 1/12/66. (SINCE 1966-67, THE SMALL NUMBER OF TRANSFERS ARE INCLUDED IN "SETTLED, DISMISS, DISC. BEFORE TRIAL").
NOTE: DATA FOR PRIOR YEARS NOT AVAILABLE

LAW DIVISIONS OF THE SUPERIOR AND COUNTY COURTS
STATUS AND AGES OF CIVIL CASES PENDING AS OF:
August 31, 1977

| County | Pending <u>ACTIVE</u> Cases, By Age From Date of Complaint | | | | | | | | | | | | Total <u>ACTIVE</u> Cases Pending | | | Total <u>ACTIVE</u> Cases Over 1 Year Old | | Total <u>ACTIVE</u> Cases Over 2 Years Old | | Total <u>INACTIVE</u> Cases Pending** | | | Total Cases Pending On Calendar * August 31, 1977 | | |
|-------------------------|--|-------|----------------|-------|----------------|-------|---------------|-------|---------------|-------|--------------|-------|-----------------------------------|--------|--------|---|-----|--|------|---------------------------------------|-------|-------|---|--------|--------|
| | Under 6 Months | | 6 to 12 Months | | 1+ to 1½ Years | | 1½ to 2 Years | | 2+ to 3 Years | | Over 3 Years | | Auto Neg. | Other | Total | No. | % | No. | % | Auto Neg. | Other | Total | Auto Neg. | Other | Total |
| | Auto Neg. | Other | Auto Neg. | Other | Auto Neg. | Other | Auto Neg. | Other | Auto Neg. | Other | Auto Neg. | Other | | | | | | | | | | | | | |
| Atlantic | 96 | 158 | 116 | 175 | 112 | 152 | 62 | 77 | 33 | 59 | 0 | 7 | 419 | 628 | 1,047 | 502 | 48% | 99 | 9% | 16 | 26 | 42 | 435 | 654 | 1,089 |
| Bergen | 611 | 1,033 | 923 | 1,325 | 522 | 736 | 280 | 355 | 33 | 73 | 7 | 20 | 2,376 | 3,542 | 5,918 | 2,026 | 34% | 133 | 2% | 59 | 167 | 236 | 2,445 | 3,709 | 6,154 |
| Burlington | 151 | 205 | 181 | 205 | 181 | 235 | 97 | 144 | 16 | 47 | 1 | 2 | 627 | 838 | 1,465 | 723 | 49% | 66 | 5% | 12 | 5 | 17 | 639 | 843 | 1,482 |
| Camden | 364 | 378 | 486 | 473 | 392 | 459 | 340 | 352 | 547 | 636 | 73 | 96 | 2,202 | 2,394 | 4,596 | 2,895 | 63% | 1,352 | 29% | 20 | 30 | 50 | 2,222 | 2,424 | 4,646 |
| Cape May | 12 | 59 | 20 | 57 | 11 | 35 | 4 | 7 | 0 | 18 | 0 | 1 | 47 | 177 | 224 | 76 | 34% | 19 | 8% | 5 | 12 | 17 | 52 | 189 | 241 |
| Cumberland | 64 | 96 | 109 | 101 | 50 | 74 | 14 | 24 | 16 | 22 | 0 | 0 | 253 | 317 | 570 | 200 | 35% | 38 | 7% | 2 | 14 | 16 | 255 | 331 | 586 |
| Essex | 464 | 850 | 970 | 1,158 | 917 | 1,202 | 815 | 1,047 | 545 | 685 | 18 | 22 | 3,729 | 4,964 | 8,693 | 5,251 | 60% | 1,270 | 15% | 8 | 21 | 29 | 3,737 | 4,985 | 8,722 |
| Gloucester | 100 | 100 | 120 | 117 | 113 | 105 | 96 | 74 | 140 | 128 | 74 | 81 | 643 | 605 | 1,248 | 811 | 55% | 423 | 34% | 3 | 3 | 6 | 646 | 608 | 1,254 |
| Hudson | 355 | 491 | 605 | 612 | 497 | 631 | 444 | 557 | 317 | 381 | 2 | 9 | 2,220 | 2,681 | 4,901 | 2,838 | 58% | 709 | 14% | 14 | 15 | 29 | 2,234 | 2,696 | 4,930 |
| Hunterdon | 29 | 55 | 18 | 60 | 27 | 40 | 6 | 25 | 2 | 5 | 0 | 4 | 82 | 189 | 271 | 109 | 40% | 11 | 4% | 2 | 17 | 19 | 84 | 206 | 290 |
| Mercer | 102 | 244 | 185 | 295 | 194 | 282 | 144 | 201 | 283 | 186 | 18 | 23 | 926 | 1,231 | 2,157 | 1,331 | 62% | 510 | 24% | 10 | 20 | 30 | 936 | 1,251 | 2,187 |
| Middlesex | 820 | 709 | 994 | 777 | 720 | 725 | 193 | 274 | 198 | 247 | 2 | 2 | 2,987 | 2,734 | 5,721 | 2,421 | 42% | 449 | 8% | 26 | 2 | 28 | 3,013 | 2,736 | 5,749 |
| Monmouth | 353 | 469 | 599 | 663 | 562 | 644 | 351 | 409 | 37 | 76 | 5 | 3 | 1,907 | 2,264 | 4,171 | 2,087 | 50% | 121 | 3% | 32 | 26 | 58 | 1,939 | 2,290 | 4,229 |
| Morris | 147 | 345 | 255 | 394 | 148 | 238 | 16 | 44 | 1 | 14 | 1 | 6 | 568 | 1,041 | 1,609 | 468 | 29% | 22 | 1% | 4 | 22 | 26 | 572 | 1,062 | 1,635 |
| Ocean | 235 | 337 | 286 | 316 | 218 | 408 | 157 | 222 | 38 | 69 | 2 | 7 | 936 | 1,359 | 2,295 | 1,121 | 49% | 116 | 5% | 19 | 23 | 42 | 955 | 1,382 | 2,337 |
| Passaic | 194 | 327 | 358 | 524 | 290 | 384 | 55 | 119 | 3 | 9 | 0 | 2 | 900 | 1,365 | 2,265 | 862 | 38% | 14 | 0.6% | 44 | 67 | 111 | 944 | 1,432 | 2,376 |
| Salem | 10 | 22 | 9 | 23 | 8 | 20 | 6 | 7 | 5 | 9 | 0 | 0 | 38 | 81 | 119 | 55 | 46% | 14 | 12% | 1 | 0 | 1 | 39 | 81 | 120 |
| Somerset | 78 | 187 | 92 | 151 | 92 | 140 | 77 | 138 | 32 | 58 | 3 | 3 | 374 | 677 | 1,051 | 543 | 52% | 96 | 9% | 2 | 11 | 13 | 376 | 688 | 1,064 |
| Sussex | 30 | 57 | 40 | 67 | 26 | 43 | 11 | 17 | 5 | 14 | 1 | 2 | 113 | 200 | 313 | 119 | 38% | 22 | 7% | 4 | 4 | 8 | 117 | 204 | 321 |
| Union | 345 | 399 | 473 | 551 | 402 | 494 | 209 | 285 | 54 | 113 | 10 | 10 | 1,493 | 1,852 | 3,345 | 1,577 | 47% | 187 | 6% | 20 | 52 | 72 | 1,513 | 1,904 | 3,417 |
| Warren | 35 | 67 | 12 | 47 | 9 | 44 | 6 | 12 | 1 | 8 | 0 | 2 | 63 | 180 | 243 | 82 | 34% | 11 | 5% | 0 | 12 | 12 | 63 | 192 | 255 |
| TOTAL | 4,595 | 6,588 | 6,851 | 8,091 | 5,551 | 7,091 | 3,383 | 4,390 | 2,306 | 2,857 | 217 | 302 | 22,903 | 29,319 | 52,222 | 26,097 | 50% | 5,682 | 11% | 313 | 549 | 862 | 23,216 | 29,868 | 53,084 |
| TOTAL 1 *** YEAR AGO | 4,246 | 6,344 | 6,264 | 7,741 | 5,144 | 6,067 | 2,975 | 3,408 | 1,653 | 1,846 | 148 | 187 | 20,430 | 25,593 | 46,023 | 21,428 | 47% | 3,834 | 8% | 398 | 640 | 1,038 | 20,828 | 26,233 | 47,061 |

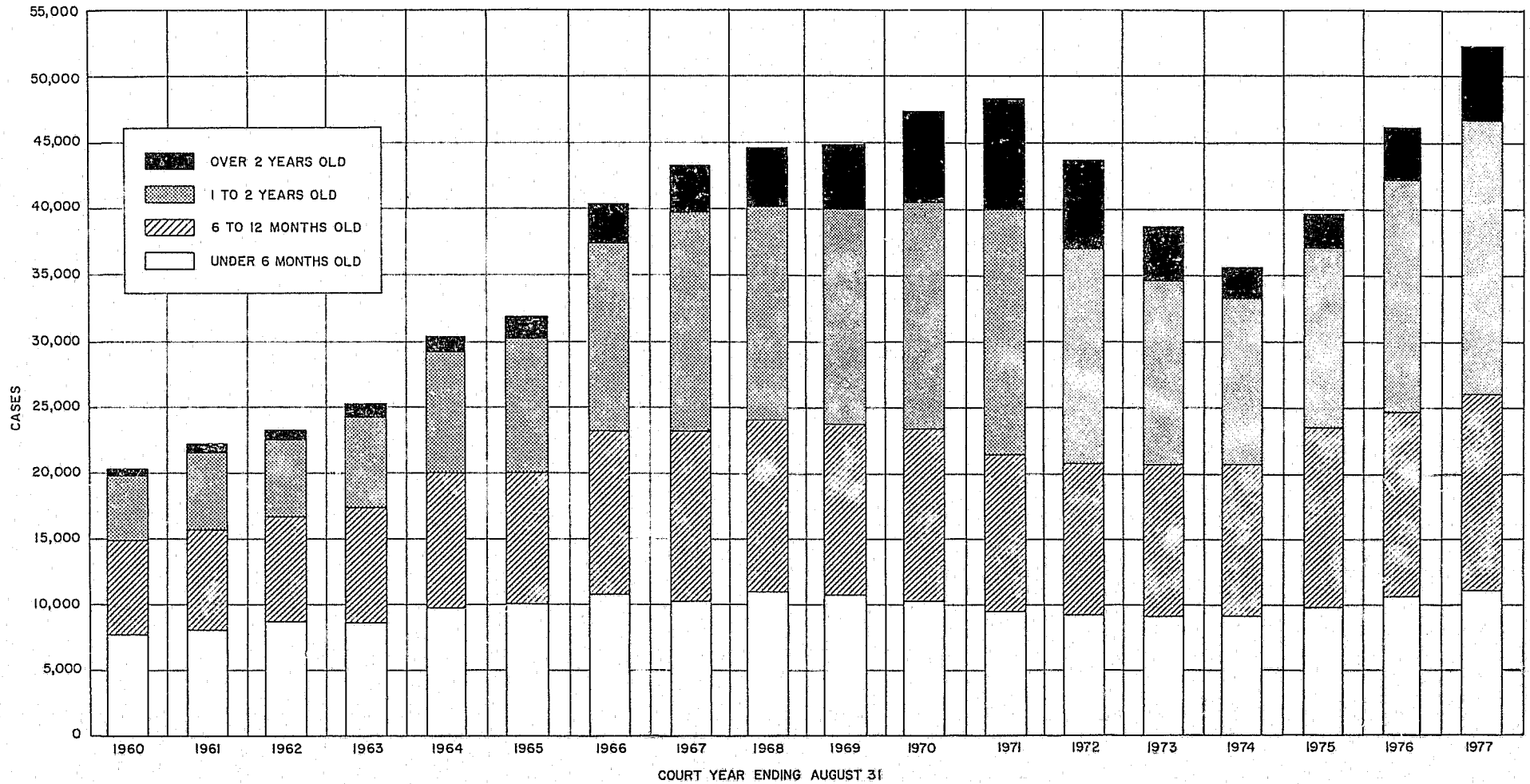
* The Calendar is the list of cases which have reached issue. A case is added to the calendar when the first answer is filed, R. 4:36-2.

** Inactive cases are those which cannot be tried for reasons beyond the control of the Court and attorneys, such as military list, enjoined proceedings, confinement of parties to hospital or institution, etc.

*** As reported in the 1975-76 Annual Report. Subsequent recounts amounted to -109 cases pending as of 8/31/76.

SOURCE: Monthly Reports of the County Clerks.

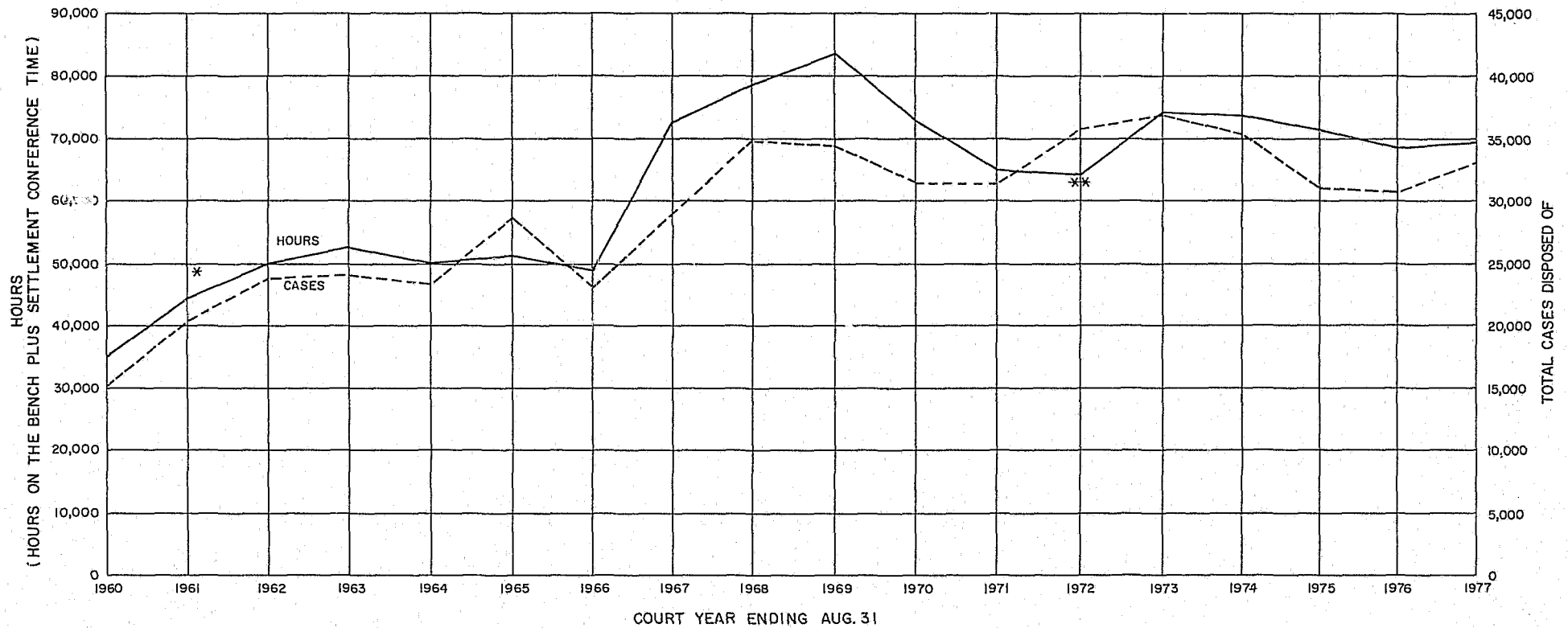
LAW DIVISIONS OF THE SUPERIOR AND COUNTY COURTS
 COMBINED CIVIL LIST
 AGES OF ACTIVE CASES PENDING
 * COURT YEARS ENDING AUGUST 31, 1960 TO 1977



NOTE: DATA ON AGES IN PRIOR YEARS NOT COMPARABLE.

* AS REPORTED IN ANNUAL REPORTS FOR EACH COURT YEAR. NOT CHANGED FOR "RECOUNTS" AS A RESULT OF PHYSICAL INVENTORIES IN THE COUNTIES.

LAW DIVISIONS OF THE SUPERIOR AND COUNTY COURTS
HOURS IN CONDUCT OF COURT AND SETTLEMENT CONFERENCES
COMPARED WITH CIVIL CASES DISPOSED OF¹



* COURT HOURS EXTENDED IN ALL COUNTIES COMMENCING MARCH 1961 AND CONTINUED TO DATE.

** COURT HOURS EXTENDED IN ALL COUNTIES COMMENCING JANUARY 31, 1972 AND CONTINUED TO DATE.

¹ REF: TABLE E-4. AS USED HERE, A CASE IS A COMPLAINT ON WHICH THE FIRST ANSWER IS FILED, R.4:36-2. DEFINITION DIFFERS FROM "TRIALS CONCLUDED" REPORTED IN TABLE E-1.

Law Division Superior and County Courts
Civil Trials Commenced During March, 1977 and October, 1976
Median Period from Complaint to Commencement of Trial
Summary of Time Interval Studies and Comparison of Totals with
March, 1976 and October, 1975 Studies

| COUNTY | MARCH, 1977 | | | | OCTOBER, 1976 | | | |
|---|-------------------------------------|------------------|------------------|------------------|-------------------------------------|------------------|------------------|------------------|
| | Median Period Complaint to Trial | | | | Median Period Complaint to Trial | | | |
| | No. of Trials (Total) | Jury | Non-Jury | Total | No. of Trials (Total) | Jury | Non-Jury | Total |
| Atlantic | 4 | 23m 5d | 32m10d | 24m14d | 6 | 20m20d | 29m 3d | 23m 8d |
| Bergen | 99 | 22m 8d | 16m11d | 21m11d | 82 | 22m26d | 16m20d | 21m 9d |
| Burlington | 5 | 22m18d | -- | 22m18d | 5 | 19m23d | -- | 19m23d |
| Camden | 24 | 34m22d | 34m 1d | 34m19d | 18 | 36m21d | 36m26d | 36m22d |
| Cape May | 1 | -- | 11m22d | 11m22d | 3 | 16m20d | 15m 2d | 15m 8d |
| Cumberland | 0 | -- | -- | -- | 4 | 22m19d | -- | 22m19d |
| Essex | 73 | 26m 5d | 25m23d | 25m29d | 49 | 26m20d | 25m 1d | 25m25d |
| Gloucester | 4 | 47m12d | 40m17d | 43m29d | 2 | 40m29d | -- | 40m29d |
| Hudson | 34 | 26m28d | 28m 3d | 26m28d | 28 | 26m15d | 31m 7d | 26m27d |
| Hunterdon | 5 | 19m11d | 18m17d | 18m24d | 3 | 24m17d | 11m 8d | 23m 5d |
| Mercer | 21 | 35m19d | 30m22d | 35m12d | 15 | 37m21d | -- | 37m21d |
| Middlesex | 37 | 17m14d | 16m17d | 17m14d | 31 | 19m 1d | 19m 4d | 19m 1d |
| Monmouth | 49 | 21m 7d | 18m18d | 20m 4d | 34 | 20m25d | 39m 5d | 20m25d |
| Morris | 26 | 17m15d | 14m13d | 17m 2d | 20 | 18m 3d | 16m 3d | 17m 5d |
| Ocean | 3 | 24m21d | 17m 4d | 24m17d | 13 | 19m28d | 18m22d | 18m28d |
| Passaic | 34 | 17m26d | 15m25d | 17m12d | 19 | 17m 8d | 12m18d | 17m 3d |
| Salem | 0 | -- | -- | -- | 0 | ---- | No Cases -- | ---- |
| Somerset | 19 | 27m18d | 20m 9d | 26m 4d | 11 | 34m 6d | 29m25d | 30m 9d |
| Sussex | 3 | 19m 4d | 16m 3d | 19m 4d | 3 | 14m26d | 21m20d | 20m29d |
| Union | 35 | 22m 1d | 22m26d | 22m20d | 31 | 28m15d | 26m29d | 27m 8d |
| Warren | 3 | 8m10d | 15m 2d | 11m22d | 0 | ---- | No Cases -- | ---- |
| *TOTAL 8 LARGEST COUNTIES 3/76 & 10/75 | 385 376 | 24m18d 22m 7d | 20m 1d 16m14d | 23m14d 20m22d | 292 311 | 24m24d 21m 8d | 20m22d 18m15d | 24m18d 20m21d |
| TOTAL 13 REMAINING COUNTIES 3/76 & 10/75 | 94 110 | 23m27d 19m18d | 18m26d 16m29d | 22m19d 18m18d | 85 97 | 22m26d 18m28d | 19m18d 14m29d | 21m26d 17m27d |
| STATE TOTAL 3/76 & 10/75 | 479 486 | 24m17d 21m17d | 19m 6d 16m18d | 23m 7d 20m 1d | 377 408 | 24m23d 20m23d | 19m29d 17m21d | 23m17d 20m 7d |

*As to population, 1970 U.S. Census: Bergen, Camden, Essex, Hudson, Middlesex, Monmouth, Passaic, Union. Also coincides with estimated population, 7/1/76, official State estimates by Office of Business Economics, N.J. Department of Labor & Industry.

SUPERIOR AND COUNTY COURTS - CIVIL CASES ON WHICH TRIAL COMMENCED DURING OCTOBER 1976

| COUNTY | NO OF CASES TRIED | PERIOD FROM COMPLAINT | | | PERIOD FROM ANSWER | | | PERIOD FROM PRETRIAL | | | PERIOD FROM COMPLAINT | | |
|-------------------|-------------------------|-----------------------|---------------------|---------------------|--------------------|-----------------------|----------------------|----------------------|--------------------|---------------------|-----------------------|--------------------|----------------------|
| | | MEAN | TO ANSWER MEDIAN | RANGE | MEAN | TO PRETRIAL MEDIAN | RANGE | MEAN | TO TRIAL MEDIAN | RANGE | MEAN | TO TRIAL MEDIAN | RANGE |
| ATLANTIC COUNTY | | | | | | | | | | | | | |
| JURY | 5 | 1M, 14D | 1M, 10D | 0M, 14D 2M, 20D | N O | P R E T R I A L | | N O | P R E T R I A L | | 27M, 9D | 20M, 20D | 17M, 12D 52M, 4D |
| NON-JURY | 1 | 10M, 28D | 10M, 28D | *NONE | N O | P R E T R I A L | | N O | P R E T R I A L | | 29M, 3D | 29M, 3D | *NONE |
| COMBINED | 6 | 3M, 1D | 1M, 18D | 0M, 14D 10M, 28D | N O | P R E T R I A L | | N O | P R E T R I A L | | 27M, 18D | 23M, 8D | 17M, 12D 52M, 4D |
| BERGEN COUNTY | | | | | | | | | | | | | |
| JURY | 54 | 2M, 18D | 1M, 18D | 0M, 8D 25M, 19D | 8M, 27D | 7M, 3D | 3M, 24D 30M, 0D | 13M, 25D | 13M, 1D | 0M, 0D 21M, 13D | 23M, 27D | 22M, 26D | 4M, 20D 51M, 4D |
| NON-JURY | 28 | 2M, 11D | 1M, 6D | 0M, 7D 13M, 19D | 6M, 23D | 4M, 25D | 1M, 19D 27M, 19D | 8M, 25D | 6M, 13D | 0M, 27D 18M, 5D | 16M, 13D | 16M, 20D | 3M, 13D 34M, 0D |
| COMBINED | 82 | 2M, 16D | 1M, 12D | 0M, 7D 25M, 19D | 7M, 23D | 6M, 23D | 1M, 19D 30M, 0D | 11M, 4D | 12M, 16D | 0M, 0D 21M, 13D | 21M, 11D | 21M, 9D | 3M, 13D 51M, 4D |
| BURLINGTON COUNTY | | | | | | | | | | | | | |
| JURY | 5 | 3M, 16D | 1M, 6D | 0M, 26D 13M, 6D | N O | P R E T R I A L | | N O | P R E T R I A L | | 24M, 1D | 19M, 23D | 18M, 24D 31M, 14D |
| NON JURY | | | | | | | N O C A S E S | | | | | | |
| COMBINED | 5 | 3M, 16D | 1M, 6D | 0M, 26D 13M, 6D | N O | P R E T R I A L | | N O | P R E T R I A L | | 24M, 1D | 19M, 23D | 18M, 24D 31M, 14D |
| CAMDEN COUNTY | | | | | | | | | | | | | |
| JURY | 15 | 4M, 10D | 2M, 3D | 0M, 28D 15M, 4D | N O | P R E T R I A L | | N O | P R E T R I A L | | 38M, 3D | 36M, 21D | 26M, 13D 64M, 16D |
| NON-JURY | 3 | 2M, 8D | 2M, 9D | 1M, 16D 2M, 28D | 13M, 9D | 12M, 16D | 11M, 20D 15M, 21D | 21M, 13D | 21M, 26D | 20M, 11D 22M, 1D | 36M, 29D | 36M, 26D | 36M, 14D 37M, 18D |
| COMBINED | 18 | 4M, 0D | 2M, 6D | 0M, 28D 15M, 4D | 13M, 9D | 12M, 16D | 11M, 20D 15M, 21D | 21M, 13D | 21M, 26D | 20M, 11D 22M, 1D | 37M, 27D | 36M, 22D | 26M, 13D 64M, 16D |

SUPERIOR AND COUNTY COURTS - CIVIL CASES ON WHICH TRIAL COMMENCED DURING OCTOBER 1976

| COUNTY | NO OF CASES TRIED | PERIOD FROM COMPLAINT | | | PERIOD FROM ANSWER | | | PERIOD FROM PRETRIAL | | | PERIOD FROM COMPLAINT | | |
|-------------------|-------------------------|-----------------------|------------------|-------------------|-------------------------|--------------------|------------------|----------------------|--------------------|------------------|-----------------------|--------------------|--------------------|
| | | TO MEAN | ANSWER MEDIAN | RANGE | TO MEAN | PRETRIAL MEDIAN | RANGE | TO MEAN | TO TRIAL MEDIAN | RANGE | TO MEAN | TO TRIAL MEDIAN | RANGE |
| CAPE MAY COUNTY | | | | | | | | | | | | | |
| JURY | 2 | 1M, 0D | 1M, 0D | 0M,20D 1M,11D | N O | P R E T R I A L | | N O | P R E T R I A L | | 16M,20D | 16M,20D | 15M, 8D 18M, 2D |
| NON-JURY | 1 | 2M,15D | 2M,15D | *NONE | N O | P R E T R I A L | | N O | P R E T R I A L | | 15M, 2D | 15M, 2D | *NONE |
| COMBINED | 3 | 1M,15D | 1M,11D | 0M,20D 2M,15D | N O | P R E T R I A L | | N O | P R E T R I A L | | 16M, 4D | 15M, 8D | 15M, 2D 18M, 2D |
| CUMBERLAND COUNTY | | | | | | | | | | | | | |
| JURY | 4 | 1M, 5D | 1M, 5D | 0M,18D 1M,23D | N O | P R E T R I A L | | N O | P R E T R I A L | | 22M,27D | 22M,19D | 20M, 8D 26M, 3D |
| NON JURY | | | | | -----N O C A S E S----- | | | | | | | | |
| COMBINED | 4 | 1M, 5D | 1M, 5D | 0M,18D 1M,23D | N O | P R E T R I A L | | N O | P R E T R I A L | | 22M,27D | 22M,19D | 20M, 8D 26M, 3D |
| ESSEX COUNTY | | | | | | | | | | | | | |
| JURY | 35 | 2M,29D | 1M,23D | 0M, 8D 12M, 0D | N O | P R E T R I A L | | N O | P R E T R I A L | | 26M,17D | 26M,20D | 24M,20D 35M,19D |
| NON-JURY | 14 | 2M, 3D | 1M,20D | 0M, 4D 7M,13D | 2M,23D | 2M, 3D | 0M,22D 6M,15D | 3M,11D | 4M, 0D | 0M,18D 5M, 8D | 19M,12D | 25M, 1D | 3M,16D 28M, 9D |
| COMBINED | 49 | 2M,22D | 1M,21D | 0M, 4D 12M, 0D | 2M,23D | 2M, 3D | 0M,22D 6M,15D | 3M,11D | 4M, 0D | 0M,18D 5M, 8D | 24M,16D | 25M,25D | 3M,16D 35M,19D |
| GLOUCESTER COUNTY | | | | | | | | | | | | | |
| JURY | 2 | 1M,28D | 1M,28D | 1M,19D 2M, 7D | N O | P R E T R I A L | | N O | P R E T R I A L | | 40M,29D | 40M,29D | 33M,13D 48M,15D |
| NON JURY | | | | | -----N O C A S E S----- | | | | | | | | |
| COMBINED | 2 | 1M,28D | 1M,28D | 1M,19D 2M, 7D | N O | P R E T R I A L | | N O | P R E T R I A L | | 40M,29D | 40M,29D | 33M,13D 48M,15D |

CONTINUED

3 OF 8

SUPERIOR AND COUNTY COURTS - CIVIL CASES ON WHICH TRIAL COMMENCED DURING OCTOBER 1976

| COUNTY | NO OF CASES TRIED | PERIOD FROM COMPLAINT | | | PERIOD FROM ANSWER | | | PERIOD FROM PRETRIAL | | | PERIOD FROM COMPLAINT | | |
|------------------|-------------------------|-----------------------|---------------------|---------------------|--------------------|-----------------------|---------------------|----------------------|--------------------|---------------------|-----------------------|--------------------|----------------------|
| | | MEAN | TO ANSWER MEDIAN | RANGE | MEAN | TO PRETRIAL MEDIAN | RANGE | MEAN | TO TRIAL MEDIAN | RANGE | MEAN | TO TRIAL MEDIAN | RANGE |
| HUDSON COUNTY | | | | | | | | | | | | | |
| JURY | 24 | 2M, 26D | 2M, 7D | 0M, 18D 8M, 5D | 13M, 2D | 8M, 2D | 6M, 7D 29M, 27D | 11M, 18D | 14M, 15D | 0M, 17D 16M, 26D | 28M, 19D | 26M, 15D | 14M, 11D 79M, 3D |
| NON-JURY | 4 | 9M, 15D | 7M, 9D | 0M, 17D 22M, 24D | 19M, 6D | 19M, 6D | *NONE | 9M, 15D | 9M, 15D | *NONE | 29M, 14D | 31M, 7D | 20M, 22D 34M, 20D |
| COMBINED | 28 | 3M, 25D | 2M, 10D | 0M, 17D 22M, 24D | 14M, 9D | 8M, 29D | 6M, 7D 29M, 27D | 11M, 6D | 13M, 21D | 0M, 17D 16M, 26D | 28M, 23D | 26M, 27D | 14M, 11D 79M, 3D |
| HUNTERDON COUNTY | | | | | | | | | | | | | |
| JURY | 2 | 1M, 5D | 1M, 5D | 0M, 17D 1M, 24D | 9M, 8D | 9M, 8D | 6M, 19D 11M, 28D | 14M, 3D | 14M, 3D | 9M, 13D 18M, 23D | 24M, 17D | 24M, 17D | 23M, 5D 25M, 29D |
| NON-JURY | 1 | 3M, 20D | 3M, 20D | *NONE | NO PRETRIAL | | | NO PRETRIAL | | | 11M, 8D | 11M, 8D | *NONE |
| COMBINED | 3 | 2M, 0D | 1M, 24D | 0M, 17D 3M, 20D | 9M, 8D | 9M, 8D | 6M, 19D 11M, 28D | 14M, 3D | 14M, 3D | 9M, 13D 18M, 23D | 20M, 4D | 23M, 5D | 11M, 8D 25M, 29D |
| MERCER COUNTY | | | | | | | | | | | | | |
| JURY | 15 | 1M, 1D | 0M, 27D | 0M, 0D 2M, 5D | NO PRETRIAL | | | NO PRETRIAL | | | 36M, 11D | 37M, 21D | 2M, 14D 44M, 19D |
| NON JURY | | | | | NO CASES | | | | | | | | |
| COMBINED | 15 | 1M, 1D | 0M, 27D | 0M, 0D 2M, 5D | NO PRETRIAL | | | NO PRETRIAL | | | 36M, 11D | 37M, 21D | 2M, 14D 44M, 19D |
| MIDDLESEX COUNTY | | | | | | | | | | | | | |
| JURY | 23 | 3M, 9D | 1M, 25D | 0M, 22D 19M, 23D | 42M, 17D | 42M, 17D | *NONE | 5M, 0D | 5M, 0D | *NONE | 19M, 13D | 19M, 1D | 6M, 7D 49M, 7D |
| NON-JURY | 8 | 5M, 22D | 1M, 24D | 0M, 18D 24M, 19D | 9M, 14D | 9M, 19D | 7M, 13D 10M, 25D | 9M, 28D | 7M, 24D | 6M, 10D 15M, 22D | 22M, 24D | 19M, 4D | 14M, 29D 42M, 17D |
| COMBINED | 31 | 3M, 28D | 1M, 24D | 0M, 18D 24M, 19D | 14M, 6D | 10M, 2D | 7M, 13D 42M, 17D | 9M, 7D | 7M, 3D | 5M, 0D 15M, 22D | 20M, 9D | 19M, 1D | 6M, 7D 49M, 7D |

SUPERIOR AND COUNTY COURTS - CIVIL CASES ON WHICH TRIAL COMMENCED DURING OCTOBER 1976

| COUNTY | NO OF CASES TRIED | PERIOD FROM COMPLAINT TO ANSWER | | | PERIOD FROM ANSWER TO PRETRIAL | | | PERIOD FROM PRETRIAL TO TRIAL | | | PERIOD FROM COMPLAINT TO TRIAL | | |
|-----------------|-------------------------|------------------------------------|--------|-------------------|-----------------------------------|-----------------|------------------|----------------------------------|-----------------|-------|-----------------------------------|---------|--------------------|
| | | MEAN | MEDIAN | RANGE | MEAN | MEDIAN | RANGE | MEAN | MEDIAN | RANGE | MEAN | MEDIAN | RANGE |
| MONMOUTH COUNTY | | | | | | | | | | | | | |
| JURY | 32 | 2M,13D | 1M, 5D | 0M,16D 11M,29D | N O | P R E T R I A L | | N O | P R E T R I A L | | 21M,13D | 20M,25D | 12M, 1D 28M,25D |
| NON-JURY | 2 | 1M,10D | 1M,10D | 0M,22D 1M,28D | N O | P R E T R I A L | | N O | P R E T R I A L | | 39M, 5D | 39M, 5D | 19M, 8D 59M, 2D |
| COMBINED | 34 | 2M,11D | 1M, 5D | 0M,16D 11M,29D | N O | P R E T R I A L | | N O | P R E T R I A L | | 22M,14D | 20M,25D | 12M, 1D 59M, 2D |
| MORRIS COUNTY | | | | | | | | | | | | | |
| JURY | 14 | 2M,15D | 2M,13D | 0M,25D 7M,14D | 8M, 4D | 8M, 4D | 7M,27D 8M,12D | 12M, 9D | 12M, 9D | *NONE | 18M,12D | 18M, 3D | 12M,26D 32M, 8D |
| NON-JURY | 6 | 1M,24D | 1M,20D | 0M,28D 2M,25D | N O | P R E T R I A L | | N O | P R E T R I A L | | 17M, 0D | 16M, 3D | 13M,11D 21M,27D |
| COMBINED | 20 | 2M, 9D | 2M, 7D | 0M,25D 7M,14D | 8M, 4D | 8M, 4D | 7M,27D 8M,12D | 12M, 9D | 12M, 9D | *NONE | 18M, 0D | 17M, 5D | 12M,26D 32M, 8D |
| OCEAN COUNTY | | | | | | | | | | | | | |
| JURY | 10 | 2M,10D | 2M, 1D | 0M,27D 4M,20D | 10M,13D | 10M,13D | *NONE | 6M,15D | 6M,15D | *NONE | 20M,26D | 19M,28D | 12M, 3D 30M,25D |
| NON-JURY | 3 | 2M,20D | 0M,20D | 0M,13D 6M,26D | N O | P R E T R I A L | | N O | P R E T R I A L | | 20M,23D | 18M,22D | 18M,13D 25M, 3D |
| COMBINED | 13 | 2M,12D | 1M,28D | 0M,13D 6M,26D | 10M,13D | 10M,13D | *NONE | 6M,15D | 6M,15D | *NONE | 20M,25D | 18M,28D | 12M, 3D 30M,25D |
| PASSAIC COUNTY | | | | | | | | | | | | | |
| JURY | 13 | 1M,29D | 1M,25D | 0M, 0D 4M,11D | N O | P R E T R I A L | | N O | P R E T R I A L | | 16M, 8D | 17M, 0D | 0M,17D 25M,22D |
| NON-JURY | 6 | 1M,16D | 1M,11D | 0M, 0D 4M, 6D | N O | P R E T R I A L | | N O | P R E T R I A L | | 11M,10D | 12M,18D | 0M, 1D 19M,27D |
| COMBINED | 19 | 1M,25D | 1M,25D | 0M, 0D 4M,11D | N O | P R E T R I A L | | N O | P R E T R I A L | | 14M,21D | 17M, 3D | 0M, 1D 25M,22D |

SUPERIOR AND COUNTY COURTS - CIVIL CASES ON WHICH TRIAL COMMENCED DURING OCTOBER 1976

| COUNTY | NO OF CASES TRIED | PERIOD FROM COMPLAINT | | | PERIOD FROM ANSWER | | | PERIOD FROM PRETRIAL | | | PERIOD FROM COMPLAINT | | |
|--------------------|-------------------------|-----------------------|---------------------|--------------------|--------------------|-----------------------|---------------------|----------------------|--------------------|---------------------|-----------------------|--------------------|----------------------|
| | | MEAN | TO ANSWER MEDIAN | RANGE | MEAN | TO PRETRIAL MEDIAN | RANGE | MEAN | TO TRIAL MEDIAN | RANGE | MEAN | TO TRIAL MEDIAN | RANGE |
| SALEM COUNTY | | | | | | | N O C A S E S | | | | | | |
| SOMERSET COUNTY | | | | | | | | | | | | | |
| JURY | 6 | 4M, 5D | 1M, 25D | 1M, 0D 16M, 4D | 15M, 10D | 15M, 10D | *NONE | 17M, 3D | 17M, 3D | 16M, 28D 17M, 9D | 32M, 28D | 34M, 6D | 28M, 11D 36M, 20D |
| NON-JURY | 5 | 7M, 18D | 2M, 8D | 0M, 16D 30M, 5D | 5M, 5D | 5M, 5D | 3M, 29D 6M, 12D | 17M, 24D | 17M, 24D | 13M, 18D 22M, 1D | 24M, 14D | 29M, 25D | 7M, 6D 35M, 7D |
| COMBINED | 11 | 5M, 22D | 1M, 27D | 0M, 16D 30M, 5D | 10M, 8D | 10M, 26D | 3M, 29D 15M, 10D | 17M, 14D | 17M, 3D | 13M, 18D 22M, 1D | 29M, 3D | 30M, 9D | 7M, 6D 36M, 20D |
| SUSSEX COUNTY | | | | | | | | | | | | | |
| JURY | 1 | 0M, 19D | 0M, 19D | *NONE | N O | P R E T R I A L | | N O | P R E T R I A L | | 14M, 26D | 14M, 26D | *NONE |
| NON-JURY | 2 | 0M, 25D | 0M, 25D | 0M, 25D 0M, 26D | N O | P R E T R I A L | | N O | P R E T R I A L | | 21M, 20D | 21M, 20D | 20M, 29D 22M, 12D |
| COMBINED | 3 | 0M, 23D | 0M, 25D | 0M, 19D 0M, 26D | N O | P R E T R I A L | | N O | P R E T R I A L | | 19M, 12D | 20M, 29D | 14M, 26D 22M, 12D |
| UNION COUNTY | | | | | | | | | | | | | |
| JURY | 19 | 3M, 4D | 2M, 9D | 0M, 26D 12M, 0D | N O | P R E T R I A L | | N O | P R E T R I A L | | 27M, 19D | 28M, 15D | 20M, 12D 32M, 7D |
| NON-JURY | 12 | 1M, 18D | 1M, 14D | 0M, 20D 3M, 25D | 13M, 22D | 13M, 22D | *NONE | 14M, 9D | 14M, 9D | *NONE | 25M, 18D | 26M, 29D | 16M, 13D 29M, 5D |
| COMBINED | 31 | 2M, 16D | 1M, 19D | 0M, 20D 12M, 0D | 13M, 22D | 13M, 22D | *NONE | 14M, 9D | 14M, 9D | *NONE | 26M, 26D | 27M, 8D | 16M, 13D 32M, 7D |
| WARREN COUNTY | | | | | | | N O C A S E S | | | | | | |
| 8 LARGEST COUNTIES | 1/ | | | | | | | | | | | | |
| JURY | 215 | 2M, 26D | 1M, 23D | 0M, 0D 25M, 19D | 12M, 2D | 7M, 7D | 3M, 24D 42M, 17D | 12M, 22D | 13M, 3D | 0M, 0D 21M, 13D | 24M, 26D | 24M, 24D | 0M, 17D 79M, 3D |
| NON-JURY | 77 | 2M, 25D | 1M, 18D | 0M, 0D 24M, 19D | 7M, 29D | 7M, 3D | 0M, 22D 27M, 19D | 9M, 19D | 7M, 3D | 0M, 18D 22M, 1D | 20M, 22D | 20M, 22D | 0M, 1D 59M, 2D |
| COMBINED | 292 | 2M, 26D | 1M, 23D | 0M, 0D 25M, 19D | 9M, 13D | 7M, 5D | 0M, 22D 42M, 17D | 10M, 22D | 11M, 27D | 0M, 0D 22M, 1D | 23M, 24D | 24M, 18D | 0M, 1D 79M, 3D |

SUPERIOR AND COUNTY COURTS - CIVIL CASES ON WHICH TRIAL COMMENCED DURING OCTOBER 1976

| COUNTY | NO OF CASES TRIED | PERIOD FROM COMPLAINT TO ANSWER | | | PERIOD FROM ANSWER TO PRETRIAL | | | PERIOD FROM PRETRIAL TO TRIAL | | | PERIOD FROM COMPLAINT TO TRIAL | | |
|-----------------------|-------------------------|------------------------------------|---------|--------------------|-----------------------------------|----------|---------------------|----------------------------------|----------|---------------------|-----------------------------------|----------|--------------------|
| | | MEAN | MEDIAN | RANGE | MEAN | MEDIAN | RANGE | MEAN | MEDIAN | RANGE | MEAN | MEDIAN | RANGE |
| 13 REMAINING COUNTIES | | | | | | | | | | | | | |
| JURY | 66 | 2M, 2D | 1M, 19D | 0M, 0D 16M, 4D | 10M, 26D | 10M, 13D | 6M, 19D 15M, 10D | 13M, 11D | 12M, 9D | 6M, 15D 18M, 23D | 26M, 10D | 22M, 26D | 2M, 14D 52M, 4D |
| NON-JURY | 19 | 3M, 29D | 2M, 0D | 0M, 13D 30M, 5D | 5M, 5D | 5M, 5D | 3M, 29D 6M, 12D | 17M, 24D | 17M, 24D | 13M, 18D 22M, 1D | 20M, 9D | 19M, 18D | 7M, 6D 35M, 7D |
| COMBINED | 85 | 2M, 15D | 1M, 19D | 0M, 0D 30M, 5D | 9M, 18D | 8M, 12D | 3M, 29D 15M, 10D | 14M, 11D | 13M, 18D | 6M, 15D 22M, 1D | 24M, 29D | 21M, 26D | 2M, 14D 52M, 4D |
| STATE TOTAL | | | | | | | | | | | | | |
| JURY | 281 | 2M, 21D | 1M, 23D | 0M, 0D 25M, 19D | 11M, 21D | 7M, 27D | 3M, 24D 42M, 17D | 12M, 28D | 13M, 1D | 0M, 0D 21M, 13D | 25M, 7D | 24M, 23D | 0M, 17D 79M, 3D |
| NON-JURY | 96 | 3M, 2D | 1M, 18D | 0M, 0D 30M, 5D | 7M, 24D | 6M, 23D | 0M, 22D 27M, 19D | 10M, 5D | 8M, 16D | 0M, 18D 22M, 1D | 20M, 19D | 19M, 29D | 0M, 1D 59M, 2D |
| COMBINED | 377 | 2M, 23D | 1M, 22D | 0M, 0D 30M, 5D | 9M, 14D | 7M, 9D | 0M, 22D 42M, 17D | 11M, 10D | 12M, 9D | 0M, 0D 22M, 1D | 24M, 2D | 23M, 17D | 0M, 1D 79M, 3D |

1/ As to population, 1970 U.S. Census: Bergen, Camden, Essex, Hudson, Middlesex, Monmouth, Passaic, Union.
Also coincides with estimated population, 7/1/76, official State estimates by Office of Business Economics,
N. J. Department of Labor & Industry.

Note:

When "**NONE" is used in place of the range, there is either a single case (time interval) in that category
or 2 or more cases with the same time interval.

SUPERIOR AND COUNTY COURTS - CIVIL CASES ON WHICH TRIAL COMMENCED DURING MARCH 1977

| COUNTY | NO OF CASES TRIED | PERIOD FROM COMPLAINT TO ANSWER | | | PERIOD FROM ANSWER TO PRETRIAL | | | PERIOD FROM PRETRIAL TO TRIAL | | | PERIOD FROM COMPLAINT TO TRIAL | | |
|-------------------|-------------------------|------------------------------------|---------|---------------------|-----------------------------------|----------|---------------------|----------------------------------|----------|---------------------|-----------------------------------|----------|----------------------|
| | | MEAN | MEDIAN | RANGE | MEAN | MEDIAN | RANGE | MEAN | MEDIAN | RANGE | MEAN | MEDIAN | RANGE |
| ATLANTIC COUNTY | | | | | | | | | | | | | |
| JURY | 3 | 1M, 29D | 1M, 21D | 1M, 5D 3M, 2D | N O | P R E T | R I A L | N O | P R E T | R I A L | 22M, 19D | 23M, 5D | 18M, 28D 25M, 23D |
| NON-JURY | 1 | 0M, 27D | 0M, 27D | *NONE | N O | P R E T | R I A L | N O | P R E T | R I A L | 32M, 10D | 32M, 10D | *NONE |
| COMBINED | 4 | 1M, 21D | 1M, 13D | 0M, 27D 3M, 2D | N O | P R E T | R I A L | N O | P R E T | R I A L | 25M, 1D | 24M, 14D | 18M, 28D 32M, 10D |
| BERGEN COUNTY | | | | | | | | | | | | | |
| JURY | 56 | 2M, 22D | 1M, 12D | 0M, 1D 20M, 23D | 10M, 21D | 10M, 23D | 6M, 18D 15M, 19D | 16M, 16D | 19M, 6D | 8M, 13D 23M, 7D | 23M, 1D | 22M, 8D | 10M, 16D 46M, 21D |
| NON-JURY | 43 | 1M, 20D | 1M, 6D | 0M, 7D 5M, 17D | 5M, 6D | 3M, 29D | 0M, 12D 13M, 21D | 5M, 8D | 4M, 11D | 0M, 1D 20M, 3D | 17M, 4D | 16M, 11D | 1M, 9D 46M, 20D |
| COMBINED | 99 | 2M, 8D | 1M, 9D | 0M, 1D 20M, 23D | 6M, 21D | 6M, 21D | 0M, 12D 15M, 19D | 8M, 10D | 4M, 26D | 0M, 1D 23M, 7D | 20M, 14D | 21M, 11D | 1M, 9D 46M, 21D |
| BURLINGTON COUNTY | | | | | | | | | | | | | |
| JURY | 5 | 2M, 2D | 1M, 21D | 0M, 29D 3M, 10D | N O | P R E T | R I A L | N O | P R E T | R I A L | 22M, 7D | 22M, 18D | 19M, 29D 25M, 2D |
| NON JURY ----- | | | | | | | | | | | | | |
| COMBINED | 5 | 2M, 2D | 1M, 21D | 0M, 29D 3M, 10D | N O | P R E T | R I A L | N O | P R E T | R I A L | 22M, 7D | 22M, 18D | 19M, 29D 25M, 2D |
| CAMDEN COUNTY | | | | | | | | | | | | | |
| JURY | 21 | 5M, 18D | 2M, 11D | 0M, 18D 47M, 15D | 6M, 3D | 6M, 3D | *NONE | 26M, 17D | 26M, 17D | *NONE | 37M, 2D | 34M, 22D | 32M, 5D 53M, 5D |
| NON-JURY | 3 | 1M, 3D | 1M, 7D | 0M, 22D 1M, 10D | 10M, 19D | 10M, 19D | *NONE | 27M, 3D | 27M, 3D | *NONE | 35M, 14D | 34M, 1D | 33M, 28D 38M, 14D |
| COMBINED | 24 | 5M, 1D | 1M, 24D | 0M, 18D 47M, 15D | 8M, 11D | 8M, 11D | 6M, 3D 10M, 19D | 26M, 25D | 26M, 25D | 26M, 17D 27M, 3D | 36M, 26D | 34M, 19D | 32M, 5D 53M, 5D |

SUPERIOR AND COUNTY COURTS - CIVIL CASES ON WHICH TRIAL COMMENCED DURING MARCH 1977

| COUNTY | NO OF CASES TRIED | PERIOD FROM COMPLAINT TO ANSWER | | | PERIOD FROM ANSWER TO PRETRIAL | | | PERIOD FROM PRETRIAL TO TRIAL | | | PERIOD FROM COMPLAINT TO TRIAL | | |
|---------------------------|-------------------------|------------------------------------|---------|---------------------|-----------------------------------|-----------------|--------------------|----------------------------------|-----------------|--------------------|-----------------------------------|----------|----------------------|
| | | MEAN | MEDIAN | RANGE | MEAN | MEDIAN | RANGE | MEAN | MEDIAN | RANGE | MEAN | MEDIAN | RANGE |
| CAPE MAY COUNTY | | | | | | | | | | | | | |
| JURY | | ----- N O C A S E S ----- | | | | | | | | | | | |
| NON-JURY | 1 | 4M, 23D | 4M, 23D | *NONE | N O | P R E T R I A L | | N O | P R E T R I A L | | 11M, 22D | 11M, 22D | *NONE |
| COMBINED | 1 | 4M, 23D | 4M, 23D | *NONE | N O | P R E T R I A L | | N O | P R E T R I A L | | 11M, 22D | 11M, 22D | *NONE |
| CUMBERLAND COUNTY | | | | | | | | | | | | | |
| ----- N O C A S E S ----- | | | | | | | | | | | | | |
| ESSEX COUNTY | | | | | | | | | | | | | |
| JURY | 57 | 2M, 8D | 1M, 23D | 0M, 17D 14M, 25D | N O | P R E T R I A L | | N O | P R E T R I A L | | 27M, 12D | 26M, 5D | 9M, 23D 79M, 20D |
| NON-JURY | 16 | 3M, 2D | 1M, 9D | 0M, 21D 16M, 17D | 10M, 8D | 10M, 8D | *NONE | 4M, 7D | 4M, 7D | *NONE | 25M, 29D | 25M, 23D | 15M, 16D 35M, 25D |
| COMBINED | 73 | 2M, 14D | 1M, 23D | 0M, 17D 16M, 17D | 10M, 8D | 10M, 8D | *NONE | 4M, 7D | 4M, 7D | *NONE | 27M, '3D | 25M, 29D | 9M, 23D 79M, 20D |
| GLOUCESTER COUNTY | | | | | | | | | | | | | |
| JURY | 3 | 0M, 29D | 1M, 1D | 0M, 25D 1M, 2D | N O | P R E T R I A L | | N O | P R E T R I A L | | 47M, 9D | 47M, 12D | 37M, 28D 56M, 18D |
| NON-JURY | 1 | 1M, 12D | 1M, 12D | *NONE | 15M, 29D | 15M, 29D | *NONE | 23M, 6D | 23M, 6D | *NONE | 40M, 17D | 40M, 17D | *NONE |
| COMBINED | 4 | 1M, 2D | 1M, 1D | 0M, 25D 1M, 12D | 15M, 29D | 15M, 29D | *NONE | 23M, 6D | 23M, 6D | *NONE | 45M, 19D | 43M, 29D | 37M, 28D 56M, 18D |
| HUDSON COUNTY | | | | | | | | | | | | | |
| JURY | 32 | 4M, 4D | 2M, 6D | 0M, 11D 27M, 18D | 13M, 9D | 12M, 6D | 8M, 4D 19M, 18D | 14M, 20D | 15M, 2D | 9M, 28D 19M, 1D | 30M, 1D | 26M, 28D | 21M, 21D 83M, 23D |
| NON-JURY | 2 | 1M, 27D | 1M, 27D | 1M, 12D 2M, 12D | N O | P R E T R I A L | | N O | P R E T R I A L | | 28M, 3D | 28M, 3D | 22M, 2D 34M, 4D |
| COMBINED | 34 | 4M, 0D | 2M, 6D | 0M, 11D 27M, 18D | 13M, 9D | 12M, 6D | 8M, 4D 19M, 18D | 14M, 20D | 15M, 2D | 9M, 28D 19M, 1D | 29M, 28D | 26M, 28D | 21M, 21D 83M, 23D |

SUPERIOR AND COUNTY COURTS - CIVIL CASES ON WHICH TRIAL COMMENCED DURING MARCH 1977

| COUNTY | NO OF CASES TRIED | PERIOD FROM COMPLAINT TO ANSWER | | | PERIOD FROM ANSWER TO PRETRIAL | | | PERIOD FROM PRETRIAL TO TRIAL | | | PERIOD FROM COMPLAINT TO TRIAL | | |
|------------------|-------------------------|------------------------------------|---------|---------------------|-----------------------------------|----------|----------------------|----------------------------------|---------|---------------------|-----------------------------------|----------|----------------------|
| | | MEAN | MEDIAN | RANGE | MEAN | MEDIAN | RANGE | MEAN | MEDIAN | RANGE | MEAN | MEDIAN | RANGE |
| HUNTERDON COUNTY | | | | | | | | | | | | | |
| JURY | 4 | 1M, 25D | 2M, 3D | 0M, 0D 3M, 5D | 9M, 9D | 9M, 28D | 5M, 25D 11M, 15D | 7M, 17D | 8M, 18D | 1M, 0D 12M, 2D | 18M, 21D | 19M, 11D | 14M, 2D 22M, 1D |
| NON-JURY | 1 | 0M, 25D | 0M, 25D | *NONE | 10M, 2D | 10M, 2D | *NONE | 7M, 20D | 7M, 20D | *NONE | 18M, 17D | 18M, 17D | *NONE |
| COMBINED | 5 | 1M, 19D | 1M, 7D | 0M, 0D 3M, 5D | 9M, 14D | 9M, 29D | 5M, 25D 11M, 15D | 7M, 18D | 7M, 20D | 1M, 0D 12M, 2D | 18M, 21D | 18M, 24D | 14M, 2D 22M, 1D |
| MERCER COUNTY | | | | | | | | | | | | | |
| JURY | 17 | 1M, 4D | 0M, 25D | 0M, 0D 3M, 24D | NO PRETRIAL | | | NO PRETRIAL | | | 36M, 15D | 35M, 19D | 27M, 6D 59M, 11D |
| NON-JURY | 4 | 5M, 3D | 2M, 7D | 0M, 12D 15M, 15D | 30M, 15D | 30M, 15D | *NONE | 4M, 13D | 4M, 13D | *NONE | 31M, 27D | 30M, 22D | 24M, 20D 41M, 13D |
| COMBINED | 21 | 1M, 27D | 0M, 26D | 0M, 0D 15M, 15D | 30M, 15D | 30M, 15D | *NONE | 4M, 13D | 4M, 13D | *NONE | 35M, 19D | 35M, 12D | 24M, 20D 59M, 11D |
| MIDDLESEX COUNTY | | | | | | | | | | | | | |
| JURY | 27 | 2M, 0D | 1M, 10D | 0M, 0D 14M, 0D | 14M, 10D | 14M, 10D | *NONE | 8M, 13D | 8M, 13D | *NONE | 19M, 5D | 17M, 14D | 8M, 6D 28M, 8D |
| NON-JURY | 10 | 1M, 6D | 0M, 25D | 0M, 0D 4M, 6D | 9M, 13D | 13M, 9D | 1M, 19D 13M, 10D | 3M, 9D | 3M, 22D | 1M, 21D 4M, 13D | 14M, 23D | 16M, 17D | 3M, 18D 20M, 11D |
| COMBINED | 37 | 1M, 24D | 1M, 2D | 0M, 0D 14M, 0D | 10M, 19D | 13M, 9D | 1M, 19D 14M, 10D | 4M, 17D | 4M, 2D | 1M, 21D 8M, 13D | 18M, 0D | 17M, 14D | 3M, 18D 28M, 8D |
| MONMOUTH COUNTY | | | | | | | | | | | | | |
| JURY | 44 | 1M, 22D | 1M, 15D | 0M, 7D 6M, 16D | 16M, 25D | 12M, 29D | 11M, 10D 29M, 13D | 7M, 8D | 5M, 15D | 3M, 19D 11M, 13D | 21M, 8D | 21M, 7D | 8M, 29D 37M, 1D |
| NON-JURY | 5 | 1M, 7D | 1M, 13D | 0M, 0D 2M, 5D | NO PRETRIAL | | | NO PRETRIAL | | | 16M, 7D | 18M, 18D | 5M, 10D 20M, 7D |
| COMBINED | 49 | 1M, 20D | 1M, 15D | 0M, 0D 6M, 16D | 16M, 25D | 12M, 29D | 11M, 10D 29M, 13D | 7M, 8D | 5M, 15D | 3M, 19D 11M, 13D | 20M, 23D | 20M, 4D | 5M, 10D 37M, 1D |

SUPERIOR AND COUNTY COURTS - CIVIL CASES ON WHICH TRIAL COMMENCED DURING MARCH 1977

| COUNTY | NO OF CASES TRIED | PERIOD FROM COMPLAINT TO ANSWER | | | PERIOD FROM ANSWER TO PRETRIAL | | | PERIOD FROM PRETRIAL TO TRIAL | | | PERIOD FROM COMPLAINT TO TRIAL | | |
|-----------------|-------------------------|------------------------------------|---------|--------------------|-----------------------------------|-----------------|----------------------|----------------------------------|-----------------|----------------------|-----------------------------------|----------|----------------------|
| | | MEAN | MEDIAN | RANGE | MEAN | MEDIAN | RANGE | MEAN | MEDIAN | RANGE | MEAN | MEDIAN | RANGE |
| MORRIS COUNTY | | | | | | | | | | | | | |
| JURY | 18 | 2M, 22D | 2M, 1D | 0M, 20D 7M, 25D | 9M, 9D | 9M, 9D | 8M, 0D 10M, 19D | 8M, 20D | 8M, 20D | 4M, 17D 12M, 24D | 17M, 20D | 17M, 15D | 11M, 13D 23M, 4D |
| NON-JURY | 8 | 1M, 21D | 1M, 11D | 0M, 26D 3M, 18D | 10M, 1D | 10M, 1D | 1M, 6D 18M, 27D | 3M, 5D | 3M, 5D | 1M, 23D 4M, 17D | 15M, 7D | 14M, 13D | 5M, 3D 25M, 15D |
| COMBINED | 26 | 2M, 13D | 1M, 29D | 0M, 20D 7M, 25D | 9M, 20D | 9M, 9D | 1M, 6D 18M, 27D | 5M, 28D | 4M, 17D | 1M, 23D 12M, 24D | 16M, 28D | 17M, 2D | 5M, 3D 25M, 15D |
| OCEAN COUNTY | | | | | | | | | | | | | |
| JURY | 2 | 1M, 6D | 1M, 6D | 1M, 0D 1M, 12D | 9M, 21D | 9M, 21D | *NONE | 13M, 26D | 13M, 26D | *NONE | 24M, 21D | 24M, 21D | 24M, 17D 24M, 25D |
| NON-JURY | 1 | 1M, 15D | 1M, 15D | *NONE | N O | P R E T R I A L | | N O | P R E T R I A L | | 17M, 4D | 17M, 4D | *NONE |
| COMBINED | 3 | 1M, 9D | 1M, 12D | 1M, 0D 1M, 15D | 9M, 21D | 9M, 21D | *NONE | 13M, 26D | 13M, 26D | *NONE | 22M, 5D | 24M, 17D | 17M, 4D 24M, 25D |
| PASSAIC COUNTY | | | | | | | | | | | | | |
| JURY | 24 | 2M, 4D | 1M, 24D | 0M, 16D 6M, 13D | 18M, 13D | 18M, 13D | *NONE | 0M, 13D | 0M, 13D | *NONE | 18M, 27D | 17M, 26D | 13M, 7D 36M, 19D |
| NON-JURY | 10 | 1M, 5D | 1M, 7D | 0M, 7D 1M, 29D | N O | P R E T R I A L | | N O | P R E T R I A L | | 13M, 24D | 15M, 25D | 0M, 22D 23M, 4D |
| COMBINED | 34 | 1M, 25D | 1M, 18D | 0M, 7D 6M, 13D | 18M, 13D | 18M, 13D | *NONE | 0M, 13D | 0M, 13D | *NONE | 17M, 12D | 17M, 12D | 0M, 22D 36M, 19D |
| SALEM COUNTY | | | | | | | N O C A S E S | | | | | | |
| SOMERSET COUNTY | | | | | | | | | | | | | |
| JURY | 11 | 1M, 12D | 1M, 1D | 0M, 21D 3M, 8D | 16M, 16D | 17M, 10D | 14M, 28D 17M, 10D | 22M, 22D | 26M, 9D | 15M, 12D 26M, 16D | 29M, 0D | 27M, 18D | 7M, 12D 44M, 23D |
| NON-JURY | 8 | 1M, 1D | 0M, 15D | 0M, 7D 3M, 12D | 3M, 8D | 2M, 19D | 2M, 19D 5M, 18D | 17M, 10D | 16M, 0D | 13M, 16D 25M, 10D | 22M, 9D | 20M, 9D | 16M, 29D 28M, 27D |
| COMBINED | 19 | 1M, 8D | 0M, 27D | 0M, 7D 3M, 12D | 8M, 7D | 4M, 7D | 2M, 19D 17M, 10D | 19M, 11D | 16M, 0D | 13M, 16D 26M, 16D | 26M, 5D | 26M, 4D | 7M, 12D 44M, 23D |

SUPERIOR AND COUNTY COURTS - CIVIL CASES ON WHICH TRIAL COMMENCED DURING MARCH 1977

| COUNTY | NO OF CASES TRIED | PERIOD FROM COMPLAINT TO ANSWER | | | PERIOD FROM ANSWER TO PRETRIAL | | | PERIOD FROM PRETRIAL TO TRIAL | | | PERIOD FROM COMPLAINT TO TRIAL | | |
|------------------------------|-------------------------|------------------------------------|---------|--------------------|-----------------------------------|-----------------|---------------------|----------------------------------|-----------------|---------------------|-----------------------------------|----------|----------------------|
| | | MEAN | MEDIAN | RANGE | MEAN | MEDIAN | RANGE | MEAN | MEDIAN | RANGE | MEAN | MEDIAN | RANGE |
| SUSSEX COUNTY | | | | | | | | | | | | | |
| JURY | 1 | 2M, 26D | 2M, 26D | *NONE | N O | P R E T R I A L | | N O | P R E T R I A L | | 19M, 4D | 19M, 4D | *NONE |
| NON-JURY | 2 | 1M, 6D | 1M, 6D | 0M, 15D 1M, 28D | N O | P R E T R I A L | | N O | P R E T R I A L | | 16M, 3D | 16M, 3D | 10M, 13D 21M, 24D |
| COMBINED | 3 | 1M, 23D | 1M, 28D | 0M, 15D 2M, 26D | N O | P R E T R I A L | | N O | P R E T R I A L | | 17M, 4D | 19M, 4D | 10M, 13D 21M, 24D |
| UNION COUNTY | | | | | | | | | | | | | |
| JURY | 23 | 1M, 19D | 1M, 15D | 0M, 14D 4M, 6D | N O | P R E T R I A L | | N O | P R E T R I A L | | 24M, 6D | 22M, 1D | 18M, 20D 34M, 29D |
| NON-JURY | 12 | 1M, 28D | 1M, 0D | 0M, 14D 6M, 27D | N O | P R E T R I A L | | N O | P R E T R I A L | | 22M, 0D | 22M, 26D | 7M, 14D 36M, 6D |
| COMBINED | 35 | 1M, 22D | 1M, 9D | 0M, 14D 6M, 27D | N O | P R E T R I A L | | N O | P R E T R I A L | | 23M, 14D | 22M, 20D | 7M, 14D 36M, 6D |
| WARREN COUNTY | | | | | | | | | | | | | |
| JURY | 1 | 2M, 1D | 2M, 1D | *NONE | N O | P R E T R I A L | | N O | P R E T R I A L | | 8M, 10D | 8M, 10D | *NONE |
| NON-JURY | 2 | 1M, 5D | 1M, 5D | 0M, 14D 1M, 26D | N O | P R E T R I A L | | N O | P R E T R I A L | | 15M, 2D | 15M, 2D | 11M, 22D 18M, 13D |
| COMBINED | 3 | 1M, 14D | 1M, 26D | 0M, 14D 2M, 1D | N O | P R E T R I A L | | N O | P R E T R I A L | | 12M, 25D | 11M, 22D | 8M, 10D 18M, 13D |
| 8 LARGEST COUNTIES <u>1/</u> | | | | | | | | | | | | | |
| JURY | 284 | 2M, 19D | 1M, 19D | 0M, 0D 47M, 15D | 13M, 11D | 12M, 22D | 6M, 3D 29M, 13D | 12M, 19D | 10M, 17D | 0M, 13D 26M, 17D | 24M, 25D | 24M, 18D | 8M, 6D 83M, 23D |
| NON-JURY | 101 | 1M, 24D | 1M, 4D | 0M, 0D 16M, 17D | 6M, 9D | 6M, 13D | 0M, 12D 13M, 21D | 5M, 29D | 4M, 7D | 0M, 1D 27M, 3D | 19M, 8D | 20M, 1D | 0M, 22D 46M, 20D |
| COMBINED | 385 | 2M, 13D | 1M, 15D | 0M, 0D 47M, 15D | 9M, 14D | 9M, 8D | 0M, 12D 29M, 13D | 8M, 29D | 5M, 11D | 0M, 1D 27M, 3D | 23M, 11D | 23M, 14D | 0M, 22D 83M, 23D |

SUPERIOR AND COUNTY COURTS - CIVIL CASES ON WHICH TRIAL COMMENCED DURING MARCH 1977

| COUNTY | NO OF CASES TRIED | PERIOD FROM COMPLAINT TO ANSWER | | | PERIOD FROM ANSWER TO PRETRIAL | | | PERIOD FROM PRETRIAL TO TRIAL | | | PERIOD FROM COMPLAINT TO TRIAL | | |
|-----------------------|-------------------------|------------------------------------|---------|--------------------|-----------------------------------|----------|---------------------|----------------------------------|----------|---------------------|-----------------------------------|----------|---------------------|
| | | MEAN | MEDIAN | RANGE | MEAN | MEDIAN | RANGE | MEAN | MEDIAN | RANGE | MEAN | MEDIAN | RANGE |
| 13 REMAINING COUNTIES | | | | | | | | | | | | | |
| JURY | 65 | 1M, 25D | 1M, 12D | 0M, 0D 7M, 25D | 11M, 15D | 10M, 9D | 5M, 25D 17M, 10D | 12M, 29D | 12M, 13D | 1M, 0D 26M, 16D | 26M, 19D | 23M, 27D | 7M, 12D 59M, 11D |
| NON-JURY | 29 | 1M, 28D | 1M, 9D | 0M, 7D 15M, 15D | 9M, 9D | 4M, 7D | 1M, 6D 30M, 15D | 12M, 25D | 14M, 20D | 1M, 23D 25M, 10D | 21M, 1D | 18M, 26D | 5M, 3D 41M, 13D |
| COMBINED | 94 | 1M, 26D | 1M, 12D | 0M, 0D 15M, 15D | 10M, 12D | 9M, 28D | 1M, 6D 30M, 15D | 12M, 27D | 13M, 5D | 1M, 0D 26M, 16D | 24M, 27D | 22M, 19D | 5M, 3D 59M, 11D |
| STATE TOTAL | | | | | | | | | | | | | |
| JURY | 349 | 2M, 15D | 1M, 18D | 0M, 0D 47M, 15D | 12M, 20D | 11M, 15D | 5M, 25D 29M, 13D | 12M, 23D | 11M, 13D | 0M, 13D 26M, 17D | 25M, 5D | 24M, 17D | 7M, 12D 83M, 23D |
| NON-JURY | 130 | 1M, 25D | 1M, 5D | 0M, 0D 16M, 17D | 7M, 8D | 5M, 18D | 0M, 12D 30M, 15D | 8M, 6D | 4M, 17D | 0M, 1D 27M, 3D | 19M, 20D | 19M, 6D | 0M, 22D 46M, 20D |
| COMBINED | 479 | 2M, 9D | 1M, 14D | 0M, 0D 47M, 15D | 9M, 24D | 9M, 28D | 0M, 12D 30M, 15D | 10M, 10D | 8M, 1D | 0M, 1D 27M, 3D | 23M, 20D | 23M, 7D | 0M, 22D 83M, 23D |

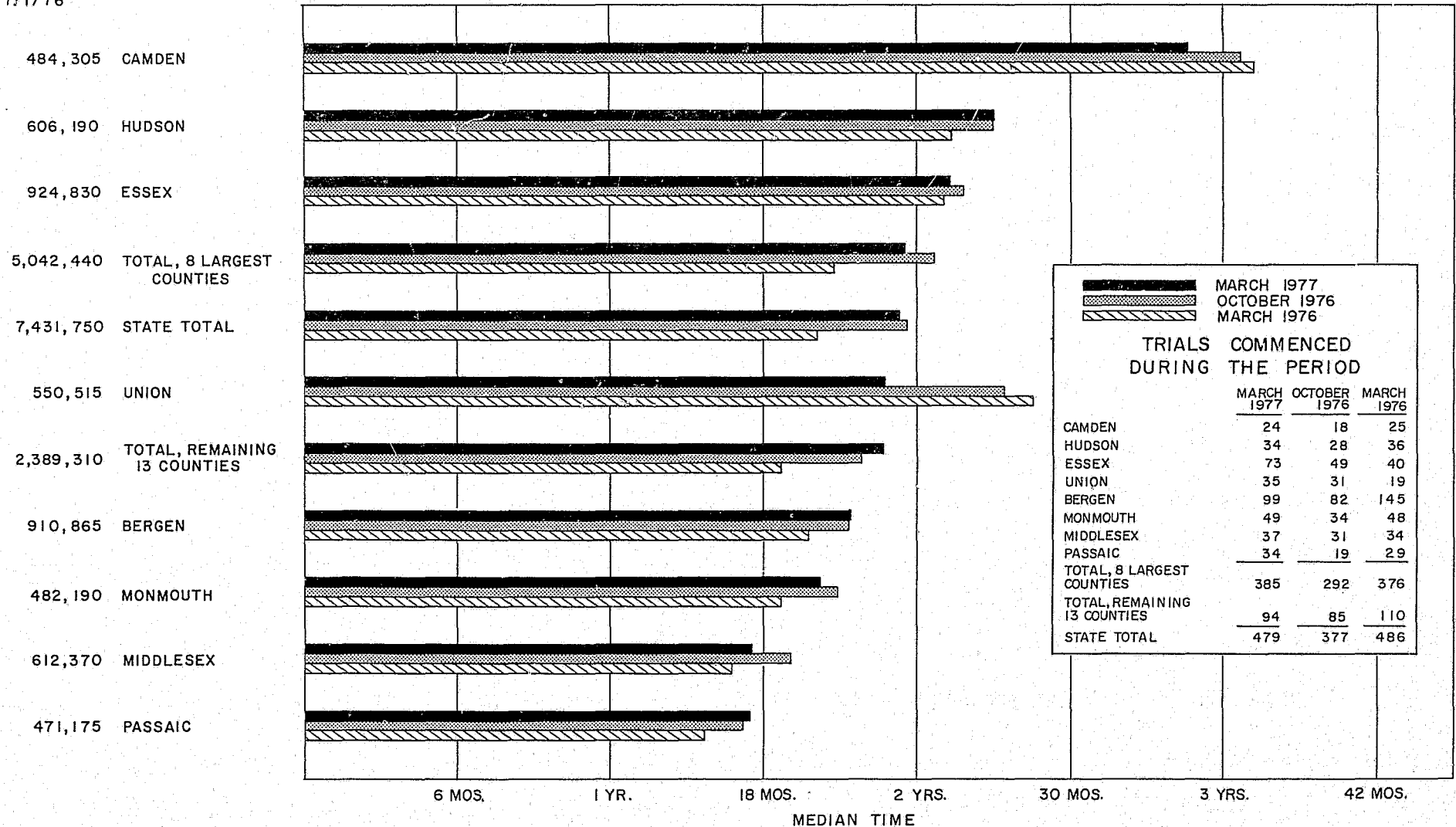
1/ As to population, 1970 U.S. Census: Bergen, Camden, Essex, Hudson, Middlesex, Monmouth, Passaic, Union.
Also coincides with estimated population, 7/1/76, official State estimates by Office of Business Economics,
N. J. Department of Labor & Industry.

Note:

When "*NONE" is used in place of the range, there is either a single case (time interval) in that category
or 2 or more cases with the same time interval.

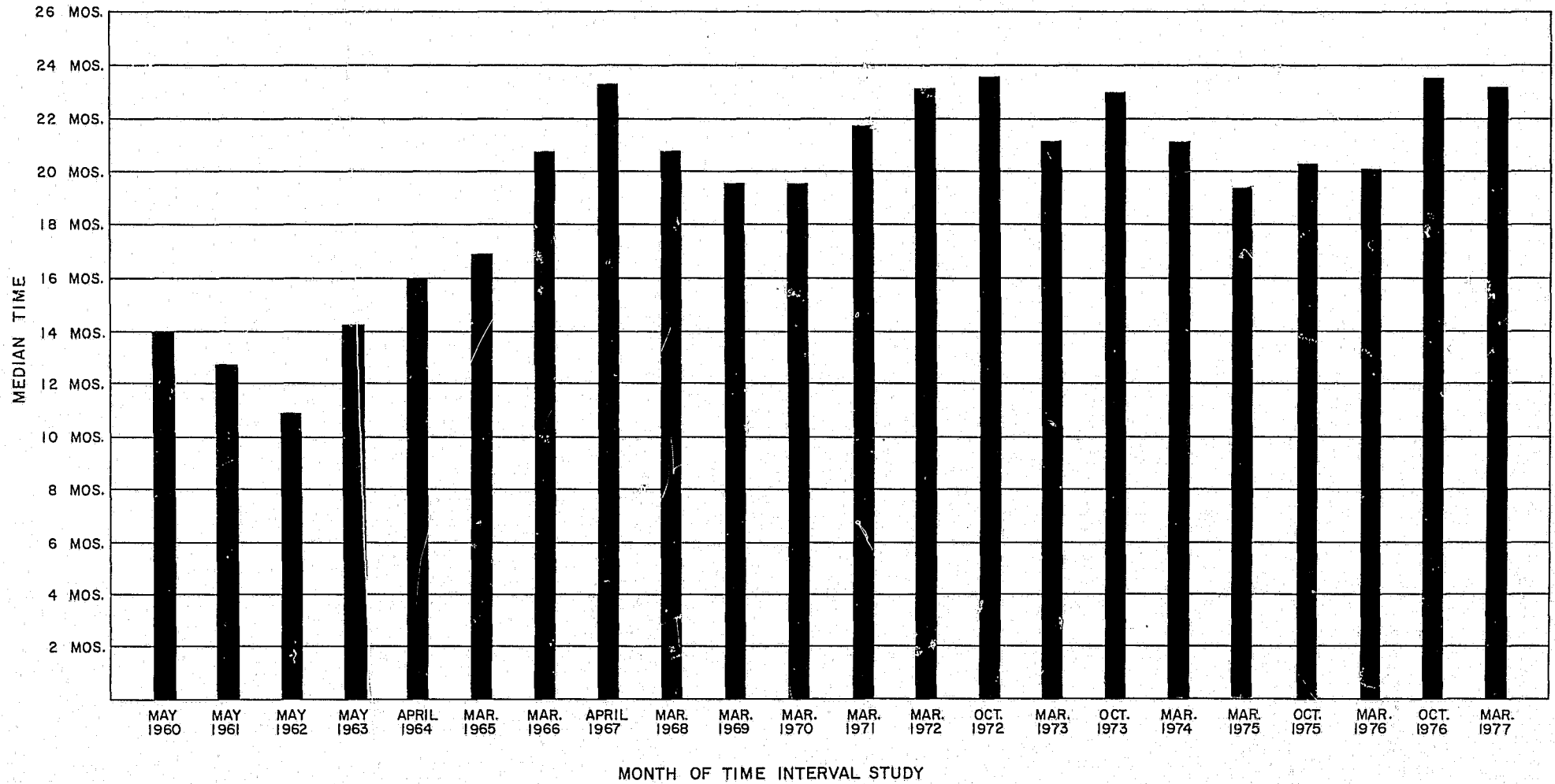
SUPERIOR AND COUNTY COURTS CIVIL TRIALS COMMENCED DURING MARCH 1977,
OCTOBER 1976, AND MARCH 1976 MEDIAN TIME FROM DATE OF COMPLAINT TO
COMMENCEMENT OF TRIAL, 8 LARGEST COUNTIES (OVER 450,000 POP.)
AND COMBINED DATA ON REMAINING 13 COUNTIES

ESTIMATED
POPULATION *
7/1/76



* OFFICIAL STATE ESTIMATES PREPARED BY THE OFFICE OF BUSINESS ECONOMICS, N. J. DEPARTMENT OF LABOR & INDUSTRY

SUPERIOR AND COUNTY COURTS CIVIL TRIALS COMMENCED
 MEDIAN TIME FROM DATE OF COMPLAINT TO COMMENCEMENT OF TRIAL
 SELECTED MONTHS FROM 1960 TO 1977



COMBINED CIVIL LIST -- AUTO NEGLIGENCE TRIALS COMMENCED DURING MARCH 1977 AND OCTOBER 1976
PERIOD FROM COMPLAINT TO TRIAL
SUMMARY OF TIME INTERVAL STUDIES AND COMPARISON OF TOTALS WITH MARCH 1976 STUDY

| COUNTY | Date of Study | Total Auto Negligence Trials | | | | Personal Injury | | | | No Personal Injury | | | |
|----------------------------------|---------------|------------------------------|---------|---------|-----------------|---------------------|---------|---------|-----------------|---------------------|---------|----------|-----------------|
| | | Total No. of Trials | Mean | Median | Range | Total No. of Trials | Mean | Median | Range | Total No. of Trials | Mean | Median | Range |
| 8 Largest Counties ^{1/} | 3/77 | 132 | 25m 1d | 24m 17d | 3m 6d-83m 23d | 132 | 25m 1d | 24m 17d | 8m 6d-83m 23d | 0 | ----- | No Cases | ----- |
| Jury | 10/76 | 106 | 25m 17d | 24m 23d | 0m 17d-79m 3d | 104 | 25m 19d | 24m 23d | 0m 17d-79m 3d | 2 | 22m 2d | 22m 2d | 18m 14d-25m 20d |
| Non-Jury | 3/77 | 4 | 20m 25d | 21m 0d | 18m 18d-22m 23d | 3 | 20m 16d | 20m 7d | 18m 18d-22m 23d | 1 | 21m 24d | 21m 24d | *None |
| | 10/76 | 7 | 27m 26d | 28m 1d | 20m 22d-34m 20d | 6 | 29m 1d | 28m 5d | 22m 9d-34m 20d | 1 | 20m 22d | 20m 22d | *None |
| Combined | 3/77 | 136 | 24m 27d | 24m 13d | 8m 6d-83m 23d | 135 | 24m 28d | 24m 17d | 8m 6d-83m 23d | 1 | 21m 24d | 21m 24d | *None |
| | 10/76 | 113 | 25m 22d | 24m 25d | 0m 17d-79m 3d | 110 | 25m 25d | 24m 27d | 0m 17d-79m 3d | 3 | 21m 19d | 20m 22d | 18m 14d-25m 20d |
| 13 Remaining Counties | 3/77 | 33 | 25m 23d | 23m 21d | 7m 12d-56m 18d | 33 | 25m 23d | 23m 21d | 7m 12d-56m 18d | 0 | ----- | No Cases | ----- |
| Jury | 10/76 | 27 | 23m 26d | 21m 18d | 12m 3d-37m 14d | 26 | 24m 0d | 22m 11d | 12m 3d-37m 14d | 1 | 20m 20d | 20m 20d | *None |
| Non-Jury | 3/77 | 2 | 16m 23d | 16m 23d | 11m 22d-21m 24d | 1 | 11m 22d | 11m 22d | *None | 1 | 21m 24d | 21m 24d | *None |
| | 10/76 | 1 | 22m 12d | 22m 12d | *None | 1 | 22m 12d | 22m 12d | *None | 0 | ----- | No Cases | ----- |
| Combined | 3/77 | 35 | 25m 7d | 23m 5d | 7m 12d-56m 18d | 34 | 25m 10d | 23m 13d | 7m 12d-56m 18d | 1 | 21m 24d | 21m 24d | *None |
| | 10/76 | 28 | 23m 24d | 22m 0d | 12m 3d-37m 14d | 27 | 23m 28d | 22m 12d | 12m 3d-37m 14d | 1 | 20m 20d | 20m 20d | *None |
| State Total | 3/77 | 165 | 25m 5d | 24m 17d | 7m 12d-83m 23d | 165 | 25m 5d | 24m 17d | 7m 12d-83m 23d | 0 | ----- | No Cases | ----- |
| Jury | 10/76 | 133 | 25m 7d | 24m 21d | 0m 17d-79m 3d | 130 | 25m 9d | 24m 22d | 0m 17d-79m 3d | 3 | 21m 18d | 20m 20d | 18m 14d-25m 20d |
| | 3/76 | 156 | 23m 10d | 21m 24d | 5m 9d-69m 10d | 153 | 23m 6d | 21m 24d | 5m 9d-69m 10d | 3 | 30m 8d | 28m 27d | 24m 23d-37m 3d |
| Non-Jury | 3/77 | 6 | 19m 15d | 21m 0d | 11m 22d-22m 23d | 4 | 18m 10d | 19m 12d | 11m 22d-22m 23d | 2 | 21m 24d | 21m 24d | *None |
| | 10/76 | 8 | 27m 5d | 27m 26d | 20m 22d-34m 20d | 7 | 28m 3d | 28m 1d | 22m 9d-34m 20d | 1 | 20m 22d | 20m 22d | *None |
| | 3/76 | 5 | 20m 5d | 21m 20d | 15m 0d-25m 4d | 5 | 20m 5d | 21m 20d | 15m 0d-25m 4d | 0 | ----- | No Cases | ----- |
| Combined | 3/77 | 171 | 24m 29d | 24m 7d | 7m 12d-83m 23d | 169 | 25m 0d | 24m 8d | 7m 12d-83m 23d | 2 | 21m 24d | 21m 24d | *None |
| | 10/76 | 141 | 25m 10d | 24m 23d | 0m 17d-79m 3d | 137 | 25m 14d | 24m 23d | 0m 17d-79m 3d | 4 | 21m 11d | 20m 21d | 18m 14d-25m 20d |
| | 3/76 | 161 | 23m 7d | 21m 24d | 5m 9d-69m 10d | 158 | 23m 3d | 21m 22d | 5m 9d-69m 10d | 3 | 30m 8d | 28m 27d | 24m 23d-37m 3d |

^{1/} As to population, 1970 U.S. Census: Bergen, Camden, Essex, Hudson, Middlesex, Monmouth, Passaic, Union. Also coincides with estimated population, 7/1/76, official State estimates by Office of Business Economics, N.J. Department of Labor and Industry.

* When "*None" is used in place of the range, there is either a single case (time interval) in that category or two or more cases with the same time interval.

COMBINED CIVIL LIST--TORT TRIALS OTHER THAN AUTO NEGLIGENCE COMMENCED DURING MARCH 1977
AND OCTOBER 1976 PERIOD FROM COMPLAINT TO TRIAL
SUMMARY OF TIME INTERVAL STUDIES AND COMPARISON OF TOTALS WITH MARCH 1976 STUDY

| COUNTY | Date of Study | Total Tort Trials Other Than Auto Negligence Commenced | | | | Personal Injury | | | | No Personal Injury | | | |
|-----------------------|---------------|--|--------|--------|--------------|---------------------|------------------|--------|---------------|---------------------|--------|--------|---------------|
| | | Total No. of Trials | Mean | Median | Range | Total No. of Trials | Mean | Median | Range | Total No. of Trials | Mean | Median | Range |
| 8 Largest Counties* | 3/77 | 152 | 24m20d | 24m18d | 8m29d-79m20d | 91 | 25m21d | 25m22d | 13m7d-79m20d | 61 | 23m4d | 21m22d | 8m29d-46m21d |
| Jury | 10/76 | 109 | 24m6d | 24m25d | 4m20d-49m7d | 69 | 24m18d | 24m29d | 6m7d-36m24d | 40 | 23m16d | 22m15d | 4m20d-49m7d |
| Non-Jury | 3/77 | 97 | 19m6d | 19m8d | 0m22d-46m20d | 7 | 20m26d | 18m5d | 11m29d-38m14d | 90 | 19m2d | 20m4d | 0m22d-46m20d |
| | 10/76 | 70 | 20m1d | 19m23d | 0m1d-59m2d | 4 | 25m8d | 26m29d | 18m26d-28m9d | 66 | 19m21d | 19m15d | 0m1d-59m2d |
| Combined | 3/77 | 249 | 22m16d | 22m20d | 0m22d-79m20d | 98 | 25m11d | 25m16d | 11m29d-79m20d | 151 | 20m21d | 21m0d | 0m22d-46m21d |
| | 10/76 | 179 | 22m17d | 23m14d | 0m1d-59m2d | 73 | 24m19d | 25m1d | 6m7d-36m24d | 106 | 21m5d | 20m24d | 0m1d-59m2d |
| 13 Remaining Counties | 3/77 | 32 | 27m16d | 25m4d | 13m0d-59m11d | 13 | 24m20d | 22m1d | 13m0d-44m23d | 19 | 29m14d | 27m18d | 14m12d-59m11d |
| Jury | 10/76 | 39 | 28m0d | 25m27d | 2m14d-52m4d | 15 | 30m12d | 34m1d | 12m29d-52m4d | 24 | 26m16d | 22m13d | 2m14d-48m15d |
| Non-Jury | 3/77 | 27 | 21m11d | 18m26d | 5m3d-41m13d | 0 | ----No Cases---- | | | 27 | 21m11d | 18m26d | 5m3d-41m13d |
| | 10/76 | 18 | 20m5d | 19m5d | 7m6d-35m7d | 0 | ----No Cases---- | | | 18 | 20m5d | 19m5d | 7m6d-35m7d |
| Combined | 3/77 | 59 | 24m21d | 22m1d | 5m3d-59m11d | 13 | 24m20d | 22m1d | 13m0d-44m23d | 46 | 24m21d | 23m4d | 5m3d-59m11d |
| | 10/76 | 57 | 25m16d | 21m26d | 2m14d-52m4d | 15 | 30m12d | 34m1d | 12m29d-52m4d | 42 | 23m24d | 21m1d | 2m14d-48m15d |
| State Total | 3/77 | 184 | 25m5d | 24m18d | 8m29d-79m20d | 104 | 25m18d | 25m13d | 13m0d-79m20d | 80 | 24m19d | 22m3d | 8m29d-59m11d |
| Jury | 10/76 | 148 | 25m6d | 24m25d | 2m14d-52m4d | 84 | 25m19d | 25m4d | 6m7d-52m4d | 64 | 24m20d | 22m13d | 2m14d-49m7d |
| | 3/76 | 177 | 22m16d | 21m3d | 1m10d-78m9d | 86 | 24m7d | 22m1d | 11m5d-78m9d | 91 | 20m28d | 20m16d | 1m10d-50m10d |
| Non-Jury | 3/77 | 124 | 19m20d | 19m1d | 0m22d-46m20d | 7 | 20m26d | 18m5d | 11m29d-38m14d | 117 | 19m18d | 19m8d | 0m22d-46m20d |
| | 10/76 | 88 | 20m2d | 19m18d | 0m1d-59m2d | 4 | 25m8d | 26m29d | 18m26d-28m9d | 84 | 19m24d | 19m15d | 0m1d-59m2d |
| | 3/76 | 148 | 15m22d | 16m17d | 1m14d-56m29d | 4 | 16m20d | 17m10d | 8m21d-23m11d | 144 | 15m21d | 16m17d | 1m14d-56m29d |
| Combined | 3/77 | 308 | 22m29d | 22m18d | 0m22d-79m20d | 111 | 25m9d | 25m0d | 11m29d-79m20d | 197 | 21m19d | 21m2d | 0m22d-59m11d |
| | 10/76 | 236 | 23m9d | 23m6d | 0m1d-59m2d | 88 | 25m18d | 25m15d | 6m7d-52m4d | 148 | 21m27d | 20m28d | 0m1d-59m2d |
| | 3/76 | 325 | 19m13d | 19m9d | 1m10d-78m9d | 90 | 23m27d | 21m16d | 8m21d-78m9d | 235 | 17m22d | 17m24d | 1m10d-56m29d |

*As to population, 1970 Census: Bergen, Camden, Essex, Hudson, Middlesex, Monmouth, Passaic, Union: Also coincides with estimated population 7/1/76, official State estimates by Office of Business Economics, N.J. Department of Labor & Industry.

PROCEEDINGS IN THE SUPERIOR AND COUNTY COURTS

CRIMINAL

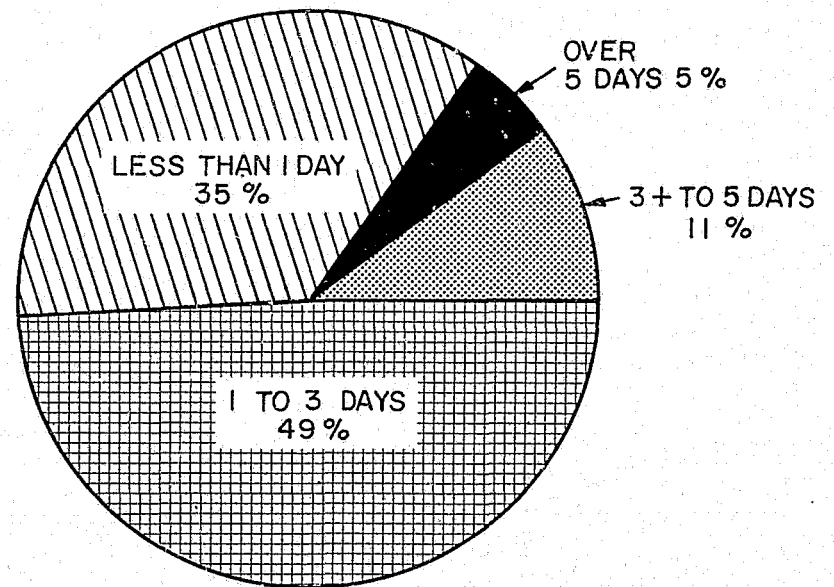
FROM SEPTEMBER 1, 1976 TO AUGUST 31, 1977

| COUNTY | TRIALS CONCLUDED | | | DURATION OF TRIALS CONCLUDED | | | | MOTIONS | | | | EXTRA- DITION HEARINGS | PLEAS TAKEN | PROB. VIOL. HRGS. | MUN. CRT. APPLS. | SENT. IMPD. | BENCH HOURS | BENCH HOURS 1 YEAR AGO |
|---------------------|------------------|--------------|-------|------------------------------|-------------|-------------|-------------|----------------|------------------|----------------|---------------|------------------------------|----------------|-------------------------|------------------------|----------------|----------------|---------------------------|
| | TOTAL | NON- JURY | JURY | < 1 DAY | 1-3 DAYS | 3-5 DAYS | > 5 DAYS | CON- TESTED | UNCON- TESTED | PREF- TRIAL | CON- TEMPT | | | | | | | |
| ATLANTIC | 84 | 9 | 75 | 33 | 41 | 10 | 0 | 762 | 59 | 0 | 0 | 41 | 1,922 | 5 | 260 | 940 | 1,847.0 | 2,272.0 |
| BERGEN | 283 | 73 | 210 | 92 | 131 | 35 | 25 | 1,282 | 464 | 16 | 5 | 119 | 1,736 | 229 | 258 | 1,927 | 6,533.7 | 5,626.1 |
| BURLINGTON | 109 | 32 | 77 | 62 | 38 | 4 | 5 | 615 | 1,653 | 4 | 8 | 81 | 2,317 | 67 | 207 | 1,491 | 1,942.5 | 2,063.4 |
| CAMDEN | 268 | 126 | 142 | 144 | 87 | 23 | 14 | 1,343 | 2,798 | 64 | 33 | 40 | 3,684 | 201 | 74 | 1,691 | 6,060.5 | 5,975.2 |
| CAPE MAY | 15 | 3 | 12 | 3 | 10 | 2 | 0 | 261 | 362 | 0 | 0 | 16 | 729 | 15 | 81 | 441 | 629.6 | 621.6 |
| CUMBERLAND | 75 | 13 | 62 | 13 | 41 | 19 | 2 | 170 | 385 | 2 | 0 | 5 | 1,269 | 60 | 123 | 637 | 1,226.5 | 1,465.8 |
| ESSEX | 796 | 104 | 692 | 204 | 485 | 71 | 36 | 2,434 | 333 | 188 | 2 | 107 | 12,993 | 970 | 262 | 3,466 | 15,110.9 | 16,590.3 |
| GLOUCESTER | 58 | 40 | 18 | 39 | 9 | 6 | 4 | 320 | 467 | 1 | 11 | 6 | 1,089 | 33 | 91 | 368 | 1,184.6 | 1,324.5 |
| HUDSON | 318 | 62 | 256 | 81 | 125 | 72 | 40 | 855 | 2,535 | 99 | 3 | 109 | 1,009 | 136 | 97 | 1,132 | 8,763.9 | 8,690.8 |
| HUNTERDON | 7 | 0 | 7 | 0 | 2 | 2 | 3 | 129 | 9 | 89 | 20 | 9 | 441 | 1 | 25 | 129 | 357.5 | 734.1 |
| MERCER | 127 | 6 | 121 | 25 | 78 | 13 | 11 | 1,769 | 3,379 | 1 | 0 | 27 | 2,687 | 3 | 159 | 1,221 | 2,776.8 | 2,826.4 |
| MIDDLESEX | 211 | 19 | 192 | 44 | 109 | 36 | 22 | 1,930 | 1,450 | 38 | 2 | 39 | 2,348 | 210 | 281 | 1,322 | 6,067.0 | 6,333.2 |
| MONMOUTH | 365 | 94 | 271 | 192 | 143 | 22 | 8 | 905 | 303 | 1 | 12 | 22 | 2,939 | 144 | 183 | 2,721 | 4,653.6 | 3,817.9 |
| MORRIS | 103 | 33 | 70 | 56 | 37 | 4 | 6 | 330 | 226 | 3 | 0 | 30 | 468 | 81 | 186 | 444 | 2,003.9 | 2,021.7 |
| OCEAN | 128 | 34 | 94 | 85 | 40 | 2 | 1 | 357 | 202 | 0 | 0 | 26 | 1,088 | 89 | 145 | 852 | 1,510.8 | 1,611.3 |
| PASSAIC | 456 | 47 | 409 | 141 | 268 | 36 | 11 | 1,097 | 878 | 220 | 0 | 20 | 882 | 308 | 131 | 1,199 | 7,538.0 | 7,722.6 |
| SALEM | 41 | 6 | 35 | 19 | 13 | 7 | 2 | 99 | 96 | 70 | 1 | 11 | 531 | 5 | 27 | 237 | 631.6 | 467.7 |
| SOMERSET | 74 | 7 | 67 | 15 | 43 | 12 | 4 | 575 | 261 | 2 | 2 | 3 | 745 | 27 | 80 | 428 | 1,253.1 | 1,702.6 |
| SUSSEX | 13 | 3 | 10 | 5 | 8 | 0 | 0 | 178 | 9 | 2 | 3 | 8 | 437 | 11 | 51 | 125 | 525.8 | 681.4 |
| UNION | 272 | 28 | 244 | 70 | 136 | 51 | 15 | 1,059 | 921 | 153 | 20 | 96 | 2,022 | 300 | 149 | 2,047 | 6,902.8 | 7,146.2 |
| WARREN | 39 | 12 | 27 | 20 | 18 | 1 | 0 | 65 | 164 | 27 | 0 | 7 | 380 | 8 | 45 | 178 | 502.5 | 434.4 |
| ***** | | | | | | | | | | | | | | | | | | |
| STATE | 3,842 | 751 | 3,091 | 1,343 | 1,862 | 428 | 209 | 16,535 | 16,954 | 980 | 122 | 822 | 41,716 | 2,903 | 2,915 | 22,996 | 78,022.6 | -- |
| ***** | | | | | | | | | | | | | | | | | | |
| TOTAL 1 YEAR AGO | 4,219 | 724 | 3,495 | 1,448 | 2,135 | 421 | 215 | 15,936 | 17,699 | 931 | 56 | 860 | 44,543 | 2,816 | 3,248 | 24,303 | -- | 80,129.2 |
| ***** | | | | | | | | | | | | | | | | | | |

Source: Weekly Reports of the Judges.

LAW DIVISION OF THE SUPERIOR AND COUNTY COURTS
DURATION OF CRIMINAL TRIALS CONCLUDED
SEPTEMBER 1, 1976 TO AUGUST 31, 1977

| COUNTY | TOTAL CRIMINAL TRIALS | DURATION OF TRIALS CONCLUDED | | | |
|---------------------|-----------------------------|---------------------------------|----------------|-----------------|----------------|
| | | LESS THAN 1 DAY | 1 TO 3 DAYS | 3+ TO 5 DAYS | OVER 5 DAYS |
| ATLANTIC | 84 | 39 % | 49 % | 12 % | 0 % |
| BERGEN | 283 | 33 % | 46 % | 12 % | 9 % |
| BURLINGTON | 109 | 57 % | 35 % | 4 % | 4 % |
| CAMDEN | 268 | 54 % | 32 % | 9 % | 5 % |
| CAPE MAY | 15 | 20 % | 67 % | 13 % | 0 % |
| CUMBERLAND | 75 | 17 % | 55 % | 25 % | 3 % |
| ESSEX | 796 | 26 % | 61 % | 9 % | 4 % |
| GLOUCESTER | 58 | 67 % | 16 % | 10 % | 7 % |
| HUDSON | 318 | 25 % | 39 % | 23 % | 13 % |
| HUNTERDON | 7 | 0 % | 29 % | 29 % | 42 % |
| MERCER | 127 | 20 % | 61 % | 10 % | 9 % |
| MIDDLESEX | 211 | 21 % | 52 % | 17 % | 10 % |
| MONMOUTH | 365 | 53 % | 39 % | 6 % | 2 % |
| MORRIS | 103 | 54 % | 36 % | 4 % | 6 % |
| OCEAN | 128 | 66 % | 31 % | 2 % | 1 % |
| PASSAIC | 456 | 31 % | 59 % | 8 % | 2 % |
| SALEM | 41 | 46 % | 32 % | 17 % | 5 % |
| SOMERSET | 74 | 20 % | 58 % | 16 % | 6 % |
| SUSSEX | 13 | 38 % | 62 % | 0 % | 0 % |
| UNION | 272 | 26 % | 50 % | 19 % | 5 % |
| WARREN | 39 | 51 % | 46 % | 3 % | 0 % |
| TOTAL | 3,842 | 35 % | 49 % | 11 % | 5 % |
| TOTAL 1 YEAR AGO | 4,219 | 34 % | 51 % | 10 % | 5 % |



STATE TOTALS, 1976-77

LAW DIVISIONS OF THE SUPERIOR AND COUNTY COURTS

DISPOSITION OF INDICTMENTS AND ACCUSATIONS

September 1, 1976 to August 31, 1977

| County | Indictments and Accusations Pending Plea or Trial at Beginning of Period | Filed During This Period | Prev. Reported as Disposed of, But Reopened This Period | Reopened After Conditional Discharge N.J.S.A. 24:21-27(a)(2) | Total NEW Filings (Including Reopened) | Indictments and Accusations Closed During Period by: | | | | | | | Total Pending Plea or Trial at End of Period | | | | | |
|------------------|--|--------------------------|---|--|--|--|---------------------|-------------------|---------------------|--------|-----------|--------|--|--|--|--|-------------|----------|
| | | | | | | Jury Trial 1/ | | Non-Jury Trial 2/ | | Plea | Dismissal | Total | Active | Suspended Dispositions (Norecites) N.J.S.A. 24:21-27(a)(1) | POSTPONED Further Proceedings Under Pretrial Intervention Program, R. 3:28 | UNTRIABLE (Warrant Outstanding or parties not available for trial) | 3/ Inactive | Total |
| | | | | | | Partially Tried | Tried to Completion | Partially Tried | Tried to Completion | | | | | | | | | |
| Atlantic | 869 | 792 | 4 | 0 | 796 | 7 | 50 | 0 | 0 | 554 | 257 | 868 | 319 | 100 | 31 | 0 | 347 | 797 |
| Bergen | 1,285 | 1,576 | 0 | 7 | 1,583 | 13 | 56 | 75 | 53 | 961 | 324 | 1,482 | 882 | 136 | 62 | 1 | 305 | 1,386 |
| Burlington | 2,224 | 1,360 | 16 | 0 | 1,376 | 31 | 97 | 21 | 23 | 1,332 | 797 | 2,301 | 995 | 5 | 2 | 0 | 297 | 1,299 |
| Camden | 3,128 | 2,058 | 31 | 0 | 2,089 | 8 | 101 | 50 | 64 | 1,150 | 596 | 1,969 | 1,718 | 37 | 84 | 993 | 416 | 3,248 |
| Cape May | 395 | 640 | 2 | 0 | 642 | 9 | 15 | 0 | 4 | 334 | 117 | 479 | 389 | 1 | 13 | 71 | 84 | 558 |
| Cumberland | 677 | 1,022 | 22 | 0 | 1,044 | 39 | 52 | 0 | 5 | 514 | 255 | 865 | 474 | 0 | 23 | 348 | 11 | 856 |
| Essex | * 4,827 | 4,638 | 55 | 0 | 4,693 | 56 | 518 | 5 | 78 | 1,923 | 1,235 | 3,815 | 3,063 | 65 | 334 | 1,981 | 262 | 5,705 |
| Gloucester | 1,233 | 793 | 0 | 0 | 793 | 5 | 13 | 32 | 3 | 254 | 157 | 464 | 1,129 | 51 | 7 | 88 | 287 | 1,562 |
| Hudson | * 2,323 | 1,306 | 6 | 3 | 1,315 | 45 | 179 | 2 | 34 | 723 | 234 | 1,217 | 1,659 | 15 | 25 | 477 | 245 | 2,421 |
| Hunterdon | 251 | 312 | 0 | 0 | 312 | 1 | 7 | 0 | 1 | 101 | 47 | 157 | 292 | 7 | 43 | 2 | 62 | 406 |
| Mercer | 1,351 | 1,492 | 12 | 0 | 1,504 | 13 | 87 | 1 | 4 | 829 | 354 | 1,288 | 1,003 | 6 | 30 | 88 | 440 | 1,567 |
| Middlesex | 2,121 | 1,904 | 8 | 0 | 1,912 | 7 | 128 | 0 | 17 | 824 | 570 | 1,546 | 1,577 | 63 | 32 | 0 | 815 | 2,487 |
| Monmouth | 1,583 | 1,757 | 19 | 0 | 1,776 | 19 | 212 | 2 | 66 | 1,159 | 405 | 1,863 | 1,073 | 2 | 0 | 0 | 421 | 1,496 |
| Morris | 714 | 804 | 7 | 0 | 811 | 9 | 49 | 0 | 11 | 345 | 391 | 805 | 298 | 78 | 82 | 98 | 164 | 720 |
| Ocean | 1,338 | 562 | 80 | 5 | 647 | 12 | 54 | 28 | 40 | 584 | 636 | 1,354 | 508 | 54 | 15 | 0 | 54 | 631 |
| Passaic | 1,399 | 1,525 | 34 | 37 | 1,596 | 23 | 307 | 2 | 27 | 678 | 277 | 1,314 | 675 | 40 | 99 | 119 | 748 | 1,681 |
| Salem | 476 | 490 | 10 | 1 | 501 | 7 | 27 | 4 | 5 | 224 | 64 | 331 | 464 | 21 | 5 | 66 | 90 | 646 |
| Somerset | 475 | 413 | 13 | 36 | 462 | 2 | 54 | 0 | 0 | 316 | 202 | 574 | 210 | 2 | 60 | 0 | 91 | 363 |
| Sussex | 245 | 223 | 1 | 0 | 224 | 2 | 10 | 0 | 1 | 105 | 73 | 191 | 229 | 3 | 0 | 0 | 46 | 278 |
| Union | * 1,486 | 1,386 | 25 | 1 | 1,412 | 31 | 172 | 3 | 16 | 901 | 364 | 1,487 | 670 | 47 | 50 | 49 | 595 | 1,411 |
| Warren | * 324 | 259 | 1 | 0 | 260 | 1 | 23 | 0 | 1 | 191 | 62 | 278 | 180 | 23 | 0 | 0 | 103 | 306 |
| TOTAL | * 28,724 | 25,312 | 346 | 90 | 25,748 | 340 | 2,211 | 225 | 453 | 14,002 | 7,417 | 24,648 | 17,807 | 756 | 997 | 4,381 | 5,883 | 29,824 |
| TOTAL 1 YEAR AGO | 26,571 | 27,167 | 391 | 105 | 27,663 | 409 | 2,486 | 218 | 477 | 15,197 | 6,708 | 25,495 | 17,663 | 845 | N.A. | 3,901 | 6,330 | 28,739** |

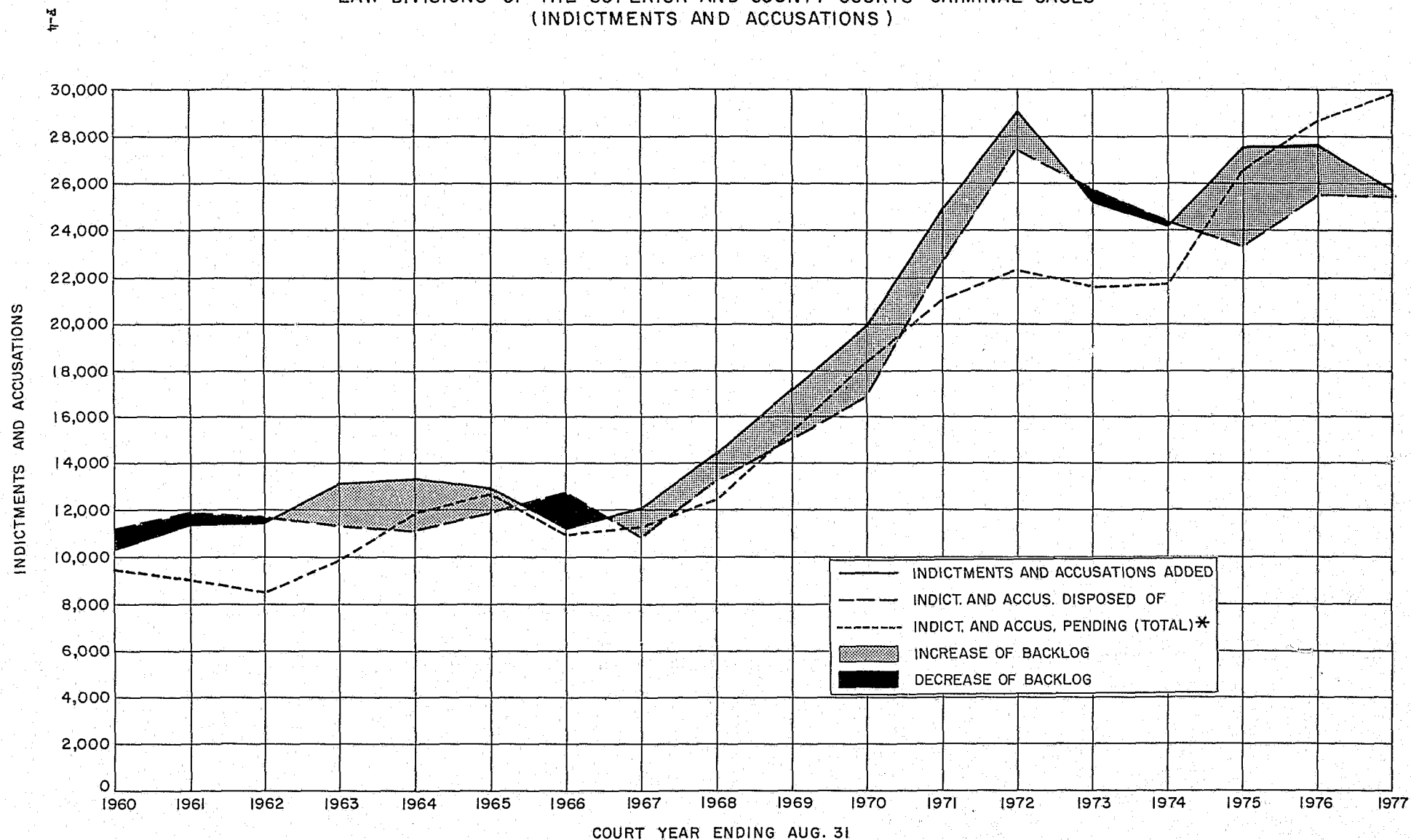
1/ An indictment is considered disposed of by jury trial if the drawing of the jury is started, even if thereafter the defendant pleads or the case is dismissed.
 2/ An indictment is considered disposed of by non-jury trial if the opening is started or, if the opening is waived, the first witness is sworn.
 3/ Inactive cases are those so marked by order of the court as untriable for reasons beyond the control of the court or prosecutor; included are fugitives, John Does, defendants incarcerated in another state, etc.

* Data differs from cases pending August 31, 1976 as reported in the 1975-76 Annual Report, because of recounts by the counties resulting from their periodic physical inventories and the discovery of other reporting errors by the counties during the course of the year.

** As reported in the 1975-76 Annual Report. Subsequent recounts amounted to -15 cases pending as of 8/31/76.

SOURCE: Monthly Reports of the County Clerks.

LAW DIVISIONS OF THE SUPERIOR AND COUNTY COURTS CRIMINAL CASES
(INDICTMENTS AND ACCUSATIONS)



* AS REPORTED IN ANNUAL REPORTS FOR EACH COURT YEAR. NOT CHANGED FOR "RECOUNTS" AS A RESULT OF PHYSICAL INVENTORIES IN THE COUNTIES.

NOTE. COMPARABLE DATA FOR PRIOR YEARS NOT AVAILABLE.

NOTE: EFFECTIVE APRIL 1967, AN INDICTMENT OR ACCUSATION IS REPORTED AS DISPOSED OF EVEN THROUGH SENTENCE IS PENDING.

LAW DIVISION OF THE SUPERIOR AND COUNTY COURTS
OUTCOMES OF INDICTMENTS AND ACCUSATIONS DISPOSED OF
September 1, 1976 to August 31, 1977

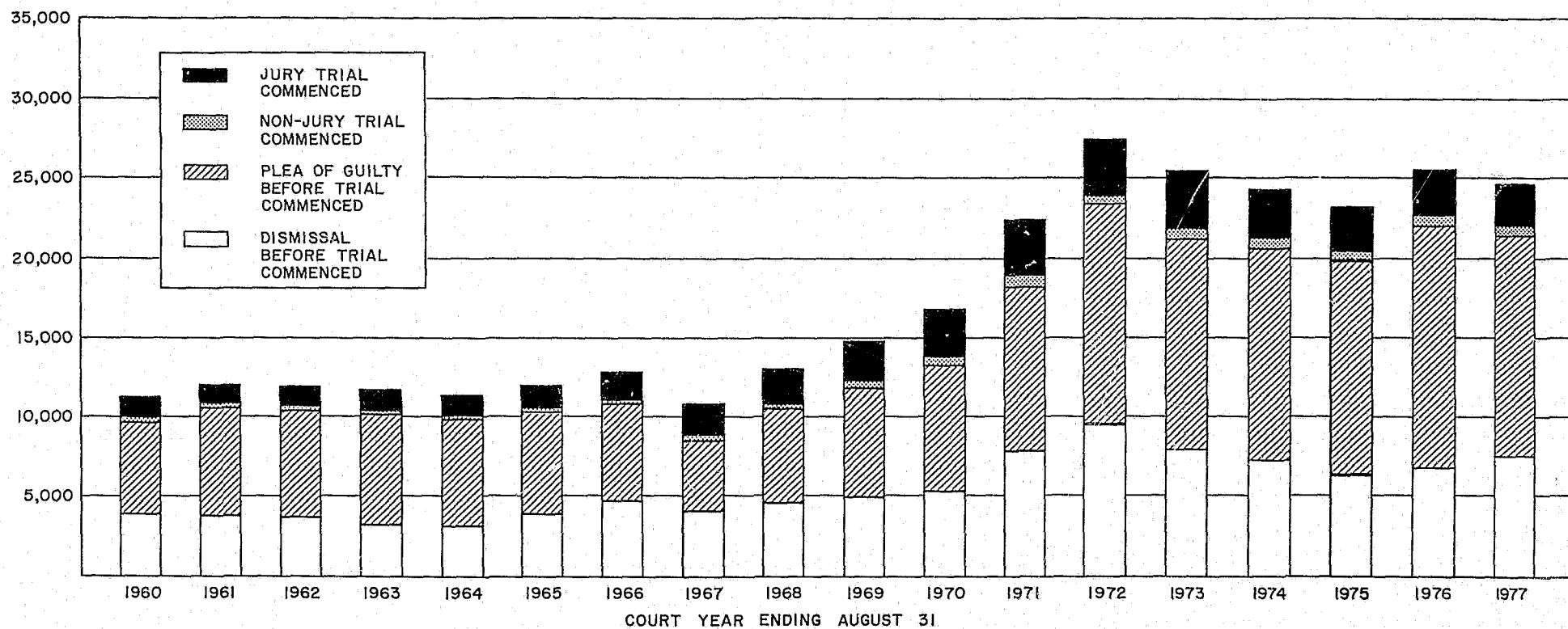
| County | Jury Trials 1/ | | | | | | | | | | Non-Jury Trials 2/ | | | | | | Without Trial (Before Trial Commenced) | | | | Total Indictments and Accusations Disposed of | | | | | | | | | | TOTAL | |
|------------------|-----------------|----------------------------|------------|----------------------------------|-------------|---------------------|----------------------------------|-------------|------------|----------------------------------|--------------------|------------|----------------------------------|---------------------|------------|----------------------------------|--|------------|-------------|-------|---|--------|----------------------------|-------|-------|-----|------------|--------|----------------------------------|-------|-------|---|
| | Partially Tried | | | | | Tried to Completion | | | | | Partially Tried | | | Tried to Completion | | | By Plea | Dismissals | Convictions | | Acquittals | | Plea of Guilty or Non Vult | | | | Dismissals | | Conditional Pleas 21:21-27(a)(2) | | | |
| | Acquittals | Plea of Guilty or Non Vult | Dismissals | Conditional Pleas 21:21-27(a)(2) | Convictions | Acquittals | Conditional Pleas 21:21-27(a)(2) | Convictions | Acquittals | Conditional Pleas 21:21-27(a)(2) | Convictions | Acquittals | Conditional Pleas 21:21-27(a)(2) | Convictions | Acquittals | Conditional Pleas 21:21-27(a)(2) | | | Convictions | # | % | # | % | # | % | # | % | # | % | # | | % |
| | | | | | | | | | | | | | | | | | | | | | | | | | | | | | | | | |
| Atlantic | 0 | 7 | 0 | 0 | 30 | 20 | 0 | 0 | 0 | 0 | 0 | 0 | 0 | 0 | 554 | 0 | 257 | 30 | 3.5% | 20 | 2.3% | 561 | 64.6% | 257 | 29.6% | 0 | 0% | 0 | 0% | 868 | | |
| Bergen | 12 | 0 | 1 | 0 | 53 | 3 | 0 | 65 | 7 | 3 | 0 | 45 | 8 | 0 | 961 | 0 | 324 | 98 | 6.6% | 88 | 6.0% | 968 | 65.3% | 328 | 22.1% | 0 | 0% | 0 | 0% | 1,482 | | |
| Burlington | 4 | 12 | 15 | 0 | 67 | 30 | 0 | 18 | 1 | 2 | 0 | 11 | 12 | 0 | 1,283 | 49 | 797 | 78 | 3.4% | 64 | 2.8% | 1,296 | 56.3% | 814 | 35.4% | 49 | 2.1% | 2,301 | | | | |
| Camden | 1 | 4 | 3 | 0 | 63 | 38 | 0 | 42 | 2 | 6 | 0 | 13 | 51 | 0 | 1,150 | 0 | 596 | 76 | 3.9% | 132 | 6.7% | 1,156 | 58.7% | 605 | 30.7% | 0 | 0% | 1,969 | | | | |
| Cape May | 0 | 8 | 1 | 0 | 11 | 4 | 0 | 0 | 0 | 0 | 0 | 4 | 0 | 0 | 334 | 0 | 117 | 15 | 3.1% | 4 | 0.9% | 342 | 71.4% | 118 | 24.6% | 0 | 0% | 479 | | | | |
| Cumberland | 2 | 20 | 14 | 3 | 34 | 18 | 0 | 0 | 0 | 0 | 0 | 0 | 5 | 0 | 514 | 0 | 255 | 34 | 3.9% | 25 | 2.9% | 534 | 61.7% | 269 | 31.1% | 3 | 0.4% | 865 | | | | |
| Essex | 18 | 37 | 1 | 0 | 325 | 193 | 0 | 3 | 1 | 1 | 0 | 28 | 50 | 0 | 1,923 | 0 | 1,235 | 353 | 9.3% | 264 | 6.9% | 1,961 | 51.4% | 1,237 | 32.4% | 0 | 0% | 3,815 | | | | |
| Gloucester | 2 | 1 | 2 | 0 | 4 | 9 | 0 | 8 | 0 | 24 | 0 | 0 | 3 | 0 | 252 | 2 | 157 | 4 | 0.9% | 22 | 4.8% | 253 | 54.5% | 183 | 39.4% | 2 | 0.4% | 464 | | | | |
| Hudson | 4 | 35 | 6 | 0 | 88 | 91 | 0 | 2 | 0 | 0 | 0 | 17 | 17 | 0 | 721 | 2 | 234 | 105 | 8.6% | 114 | 9.4% | 756 | 62.1% | 240 | 19.7% | 2 | 0.2% | 1,217 | | | | |
| Hunterdon | 0 | 1 | 0 | 0 | 4 | 3 | 0 | 0 | 0 | 0 | 0 | 0 | 1 | 0 | 101 | 0 | 47 | 4 | 2.5% | 4 | 2.5% | 102 | 65.0% | 47 | 30.0% | 0 | 0% | 157 | | | | |
| Mercer | 0 | 10 | 3 | 0 | 62 | 25 | 0 | 0 | 0 | 1 | 0 | 3 | 1 | 0 | 811 | 18 | 354 | 65 | 5.1% | 26 | 2.0% | 821 | 63.7% | 358 | 27.8% | 18 | 1.4% | 1,288 | | | | |
| Middlesex | 2 | 3 | 2 | 0 | 93 | 35 | 0 | 0 | 0 | 0 | 0 | 3 | 14 | 0 | 824 | 0 | 570 | 96 | 6.2% | 51 | 3.3% | 827 | 53.5% | 572 | 37.0% | 0 | 0% | 1,546 | | | | |
| Monmouth | 1 | 0 | 0 | 18 | 132 | 80 | 0 | 2 | 0 | 0 | 0 | 17 | 49 | 0 | 1,159 | 0 | 405 | 149 | 8.0% | 132 | 7.1% | 1,159 | 62.2% | 405 | 21.7% | 18 | 1.0% | 1,863 | | | | |
| Morris | 0 | 3 | 6 | 0 | 36 | 13 | 0 | 0 | 0 | 0 | 0 | 8 | 3 | 0 | 345 | 0 | 391 | 44 | 5.5% | 16 | 2.0% | 348 | 43.2% | 397 | 49.3% | 0 | 0% | 805 | | | | |
| Ocean | 2 | 9 | 1 | 0 | 33 | 21 | 0 | 18 | 9 | 1 | 0 | 6 | 34 | 0 | 584 | 0 | 636 | 39 | 2.9% | 75 | 5.5% | 602 | 44.5% | 638 | 47.1% | 0 | 0% | 1,354 | | | | |
| Passaic | 9 | 13 | 1 | 0 | 189 | 116 | 2 | 2 | 0 | 0 | 0 | 21 | 6 | 0 | 628 | 50 | 277 | 210 | 16.0% | 133 | 10.1% | 641 | 48.8% | 278 | 21.2% | 52 | 3.9% | 1,314 | | | | |
| Salem | 0 | 4 | 3 | 0 | 23 | 4 | 0 | 2 | 1 | 1 | 0 | 3 | 2 | 0 | 210 | 14 | 64 | 26 | 7.9% | 8 | 2.4% | 215 | 65.0% | 68 | 20.5% | 14 | 4.2% | 331 | | | | |
| Somerset | 0 | 2 | 0 | 0 | 38 | 16 | 0 | 0 | 0 | 0 | 0 | 0 | 0 | 0 | 293 | 23 | 202 | 38 | 6.6% | 16 | 2.8% | 295 | 51.4% | 202 | 35.2% | 23 | 4.0% | 574 | | | | |
| Sussex | 0 | 2 | 0 | 0 | 8 | 2 | 0 | 0 | 0 | 0 | 0 | 1 | 0 | 0 | 105 | 0 | 73 | 9 | 4.7% | 2 | 1.1% | 107 | 56.0% | 73 | 38.2% | 0 | 0% | 191 | | | | |
| Union | 13 | 14 | 4 | 0 | 125 | 47 | 0 | 2 | 0 | 1 | 0 | 11 | 5 | 0 | 901 | 0 | 364 | 136 | 9.2% | 67 | 4.5% | 915 | 61.5% | 369 | 24.8% | 0 | 0% | 1,487 | | | | |
| Warren | 0 | 0 | 1 | 0 | 11 | 12 | 0 | 0 | 0 | 0 | 0 | 0 | 1 | 0 | 159 | 32 | 62 | 11 | 3.9% | 13 | 4.7% | 159 | 57.2% | 63 | 22.7% | 32 | 11.5% | 278 | | | | |
| TOTAL | 70 | 185 | 64 | 21 | 1,429 | 780 | 2 | 164 | 21 | 40 | 0 | 191 | 262 | 0 | 13,812 | 190 | 7,417 | 1,620 | 6.6% | 1,276 | 5.2% | 14,018 | 56.9% | 7,521 | 30.5% | 213 | 0.8% | 24,648 | | | | |
| TOTAL 1 YEAR AGO | 95 | 230 | 72 | 12 | 1,605 | 881 | 0 | 106 | 65 | 47 | 0 | 204 | 273 | 0 | 15,034 | 163 | 6,708 | 1,809 | 7.1% | 1,355 | 5.3% | 15,329 | 60.1% | 6,827 | 26.8% | 175 | 0.7% | 25,495 | | | | |

1/ An indictment is considered disposed of by jury trial if the drawing of the jury is started, even if thereafter the defendant pleads or the case is dismissed.

2/ An indictment is considered disposed of by non-jury trial if the opening is started or, if the opening is waived, the first witness is sworn.

SOURCE: Monthly Reports of the County Clerks.

SUPERIOR AND COUNTY COURTS
INDICTMENTS AND ACCUSATIONS
MANNER OF DISPOSITION OF CASES
COURT YEARS ENDING AUGUST 31, 1960 TO 1977



LAW DIVISIONS OF THE SUPERIOR AND COUNTY COURTS
STATUS AND AGES, FROM DATE OF FILING, OF INDICTMENTS AND ACCUSATIONS OPEN AS OF:

AUGUST 31, 1977

ACTIVE--PENDING PLEA OR TRIAL

| Age from date of Indictment or Accusation | Atlantic | Bergen | Burlington | Camden | Cape May | Cumberland | Essex | Gloucester | Hudson | Hunterdon | Merger | Middlesex | Monmouth | Morris | Ocean | Passaic | Salem | Somerset | Sussex | Union | Warren | Total as of August 31, 1977 | Total 1 Year Ago |
|---|----------|--------|------------|--------|----------|------------|-------|------------|--------|-----------|--------|-----------|----------|--------|-------|---------|-------|----------|--------|-------|--------|-----------------------------|------------------|
| Under 6 months | 264 | 562 | 549 | 879 | 274 | 410 | 1,578 | 322 | 487 | 107 | 579 | 928 | 641 | 240 | 223 | 524 | 247 | 141 | 76 | 437 | 120 | 9,588 | 9,325 |
| 6 to 12 months | 44 | 172 | 219 | 266 | 65 | 64 | 878 | 272 | 422 | 118 | 221 | 353 | 158 | 35 | 114 | 117 | 140 | 36 | 67 | 112 | 26 | 3,899 | 4,366 |
| 1+ to 1 1/2 years | 10 | 72 | 170 | 191 | 28 | 0 | 300 | 231 | 343 | 55 | 95 | 153 | 124 | 78 | 19 | 54 | 26 | 51 | 39 | 16 | 16 | 2,068 | 2,256 |
| 1 1/2 to 2 years | 1 | 33 | 32 | 73 | 7 | 0 | 122 | 128 | 158 | 11 | 43 | 91 | 74 | 8 | 37 | 3 | 20 | 3 | 8 | 24 | 10 | 886 | 924 |
| 2+ to 3 years | 0 | 27 | 23 | 182 | 13 | 0 | 145 | 151 | 186 | 1 | 49 | 29 | 64 | 2 | 49 | 4 | 3 | 3 | 21 | 28 | 7 | 987 | 514 |
| Over 3 years | 0 | 16 | 2 | 127 | 2 | 0 | 40 | 25 | 63 | 0 | 16 | 23 | 12 | 0 | 7 | 8 | 0 | 1 | 6 | 30 | 1 | 379 | 278 |
| TOTAL | 319 | 882 | 995 | 1,718 | 389 | 474 | 3,063 | 1,129 | 1,659 | 294 | 1,003 | 1,577 | 1,073 | 298 | 508 | 675 | 464 | 210 | 229 | 670 | 180 | 17,807 | 17,663 ** |

TOTAL ACTIVE CASES OVER 1 YEAR OLD

| | | | | | | | | | | | | | | | | | | | | | | | |
|---------|----|-----|-----|-----|-----|---|-----|-----|-----|-----|-----|-----|-----|----|-----|----|-----|-----|-----|-----|-----|-------|-------|
| NUMBER | 11 | 148 | 227 | 573 | 50 | 0 | 607 | 535 | 750 | 67 | 203 | 296 | 274 | 23 | 171 | 34 | 77 | 33 | 88 | 121 | 34 | 4,320 | 3,972 |
| PERCENT | 3% | 17% | 23% | 33% | 13% | 0 | 20% | 47% | 45% | 23% | 20% | 19% | 26% | 8% | 34% | 5% | 17% | 16% | 38% | 18% | 19% | 24% | 23% |

TOTAL ACTIVE CASES OVER 2 YEARS OLD

| | | | | | | | | | | | | | | | | | | | | | | | |
|---------|---|----|----|-----|----|---|-----|-----|-----|------|----|----|----|------|-----|----|------|----|-----|----|----|-------|-----|
| NUMBER | 0 | 43 | 25 | 309 | 15 | 0 | 185 | 176 | 249 | 1 | 65 | 52 | 76 | 2 | 56 | 12 | 3 | 4 | 27 | 58 | 8 | 1,366 | 792 |
| PERCENT | 0 | 5% | 3% | 18% | 4% | 0 | 6% | 16% | 15% | 0.3% | 6% | 3% | 7% | 0.7% | 11% | 2% | 0.7% | 2% | 12% | 9% | 4% | 8% | 5% |

SUSPENDED DISPOSITIONS--(NARCOTICS) N.J.S.A.24:21-27(a)(1)

| | | | | | | | | | | | | | | | | | | | | | | | |
|-------------------|-----|-----|---|----|---|---|----|----|----|---|---|----|----|----|----|----|---|---|----|----|-----|-----|-----|
| Under 6 months | 25 | 31 | 4 | 2 | 1 | 0 | 0 | 8 | 0 | 0 | 0 | 2 | 2 | 4 | 3 | 5 | 3 | 1 | 0 | 9 | 21 | 122 | 137 |
| 6 to 12 months | 24 | 45 | 0 | 9 | 0 | 0 | 8 | 6 | 3 | 3 | 3 | 20 | 18 | 10 | 8 | 1 | 1 | 0 | 0 | 20 | 2 | 181 | 205 |
| 1+ to 1 1/2 years | 24 | 32 | 1 | 17 | 0 | 0 | 7 | 14 | 6 | 1 | 3 | 11 | 15 | 12 | 5 | 9 | 0 | 1 | 5 | 0 | 163 | 220 | |
| 1 1/2 to 2 years | 8 | 14 | 0 | 2 | 0 | 0 | 10 | 9 | 4 | 3 | 0 | 18 | 15 | 14 | 8 | 0 | 0 | 0 | 4 | 0 | 114 | 126 | |
| 2+ to 3 years | 17 | 13 | 0 | 5 | 0 | 0 | 33 | 10 | 1 | 0 | 0 | 9 | 22 | 14 | 10 | 3 | 0 | 1 | 4 | 0 | 139 | 113 | |
| Over 3 years | 2 | 1 | 0 | 2 | 0 | 0 | 10 | 4 | 1 | 0 | 0 | 3 | 4 | 1 | 3 | 0 | 0 | 1 | 5 | 0 | 37 | 44 | |
| TOTAL | 100 | 136 | 5 | 37 | 1 | 0 | 65 | 51 | 15 | 7 | 6 | 63 | 78 | 54 | 40 | 21 | 2 | 3 | 47 | 23 | 756 | 845 | |

POSTPONED - FURTHER PROCEEDINGS UNDER PRETRIAL INTERVENTION PROGRAMS, R.3:28

| | | | | | | | | | | | | | | | | | | | | | | | |
|-------------------|----|----|---|----|----|----|-----|---|----|----|----|----|---|----|----|----|---|----|----|----|----|------|------|
| Under 6 months | 31 | 29 | 2 | 14 | 1 | 5 | 59 | 0 | 0 | 43 | 3 | 9 | 0 | 29 | 7 | 33 | 0 | 1 | 0 | 7 | 0 | 273 | N.A. |
| 6 to 12 months | 0 | 23 | 0 | 32 | 8 | 16 | 148 | 0 | 5 | 0 | 18 | 11 | 0 | 30 | 8 | 66 | 0 | 25 | 0 | 27 | 0 | 417 | N.A. |
| 1+ to 1 1/2 years | 0 | 5 | 0 | 13 | 4 | 2 | 79 | 1 | 11 | 0 | 8 | 4 | 0 | 11 | 0 | 4 | 0 | 28 | 0 | 1 | 0 | 171 | N.A. |
| 1 1/2 to 2 years | 0 | 3 | 0 | 14 | 0 | 0 | 33 | 3 | 5 | 0 | 0 | 6 | 0 | 6 | 0 | 0 | 1 | 3 | 0 | 0 | 0 | 72 | N.A. |
| 2+ to 3 years | 0 | 1 | 0 | 10 | 0 | 0 | 14 | 3 | 0 | 0 | 1 | 1 | 0 | 6 | 0 | 0 | 0 | 3 | 0 | 0 | 0 | 44 | N.A. |
| Over 3 years | 0 | 1 | 0 | 1 | 0 | 0 | 1 | 0 | 1 | 0 | 0 | 1 | 0 | 0 | 0 | 0 | 0 | 0 | 15 | 0 | 20 | N.A. | |
| TOTAL | 31 | 62 | 2 | 84 | 13 | 23 | 334 | 7 | 25 | 43 | 30 | 32 | 0 | 82 | 15 | 99 | 5 | 60 | 0 | 50 | 0 | 997 | N.A. |

UNTRIABLE--(WARRANT OUTSTANDING OR PARTIES NOT AVAILABLE FOR TRIAL)

| | | | | | | | | | | | | | | | | | | | | | | | |
|----------------|---|---|---|-----|-----|-----|-------|----|-----|---|----|---|---|----|---|-----|----|---|---|----|-------|-------|-------|
| Under 6 months | 0 | 0 | 0 | 77 | 0 | 108 | 347 | 36 | 27 | 0 | 43 | 0 | 0 | 0 | 0 | 44 | 29 | 0 | 0 | 36 | 0 | 747 | 775 |
| 6 to 12 months | 0 | 0 | 0 | 148 | 0 | 50 | 216 | 21 | 42 | 0 | 12 | 0 | 0 | 0 | 0 | 72 | 9 | 0 | 0 | 8 | 0 | 588 | 692 |
| 14 to 17 years | 0 | 0 | 0 | 154 | 12 | 21 | 268 | 11 | 55 | 1 | 12 | 0 | 0 | 35 | 0 | 1 | 6 | 0 | 0 | 2 | 0 | 577 | 593 |
| 17 to 2 years | 0 | 0 | 0 | 89 | 0 | 32 | 262 | 4 | 47 | 0 | 5 | 0 | 0 | 36 | 0 | 0 | 14 | 0 | 0 | 0 | 0 | 500 | 379 |
| 2+ to 3 years | 0 | 0 | 0 | 231 | 26 | 73 | 267 | 14 | 137 | 0 | 4 | 0 | 0 | 22 | 0 | 2 | 8 | 0 | 0 | 0 | 0 | 785 | 613 |
| Over 3 years | 0 | 1 | 0 | 294 | 113 | 64 | 623 | 2 | 169 | 0 | 4 | 0 | 0 | 3 | 0 | 0 | 0 | 0 | 1 | 0 | 1,184 | 849 | |
| TOTAL | 0 | 1 | 0 | 993 | 71 | 348 | 1,981 | 88 | 477 | 2 | 88 | 0 | 0 | 98 | 0 | 119 | 66 | 0 | 0 | 49 | 0 | 4,381 | 3,972 |

*INACTIVE--(SO MARKED BY JUDGE)

| | | | | | | | | | | | | | | | | | | | | | | | |
|-------------------|-----|-----|-----|-----|----|----|-----|-----|-----|----|-----|-----|-----|-----|----|-----|----|----|----|-----|-----|-------|-------|
| Under 6 months | 55 | 2 | 15 | 0 | 0 | 0 | 5 | 0 | 0 | 33 | 66 | 1 | 30 | 0 | 1 | 1 | 3 | 0 | 7 | 0 | 219 | 191 | |
| 6 to 12 months | 46 | 31 | 32 | 1 | 1 | 1 | 11 | 16 | 0 | 1 | 96 | 66 | 13 | 47 | 0 | 6 | 1 | 7 | 37 | 11 | 424 | 409 | |
| 1+ to 1 1/2 years | 60 | 31 | 67 | 1 | 10 | 0 | 25 | 23 | 0 | 10 | 62 | 78 | 22 | 14 | 0 | 85 | 3 | 18 | 1 | 40 | 14 | 564 | 743 |
| 1 1/2 to 2 years | 31 | 36 | 79 | 0 | 5 | 0 | 40 | 11 | 0 | 8 | 47 | 77 | 14 | 6 | 0 | 88 | 10 | 21 | 4 | 76 | 12 | 565 | 671 |
| 2+ to 3 years | 71 | 79 | 39 | 2 | 25 | 3 | 34 | 37 | 1 | 22 | 83 | 181 | 114 | 42 | 18 | 205 | 20 | 14 | 14 | 108 | 28 | 1,192 | 1,083 |
| Over 3 years | 84 | 126 | 65 | 412 | 43 | 6 | 102 | 195 | 244 | 21 | 119 | 347 | 257 | 25 | 36 | 363 | 55 | 28 | 26 | 327 | 38 | 2,919 | 3,233 |
| TOTAL | 347 | 305 | 297 | 416 | 84 | 11 | 262 | 287 | 245 | 62 | 440 | 815 | 421 | 164 | 54 | 748 | 90 | 91 | 46 | 595 | 103 | 5,883 | 6,330 |

TOTAL--ALL AGES

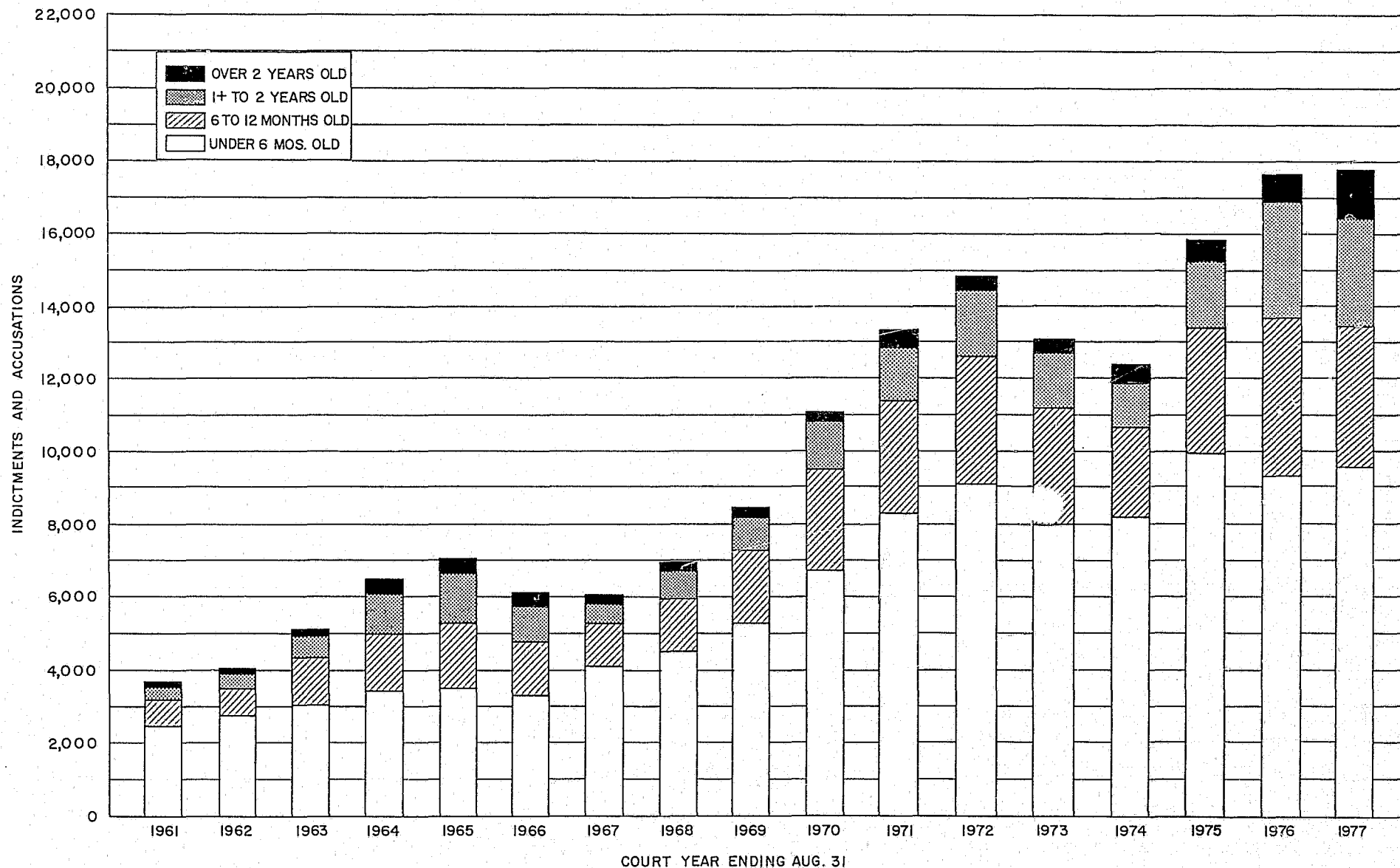
| | | | | | | | | | | | | | | | | | | | | | | | |
|------------|-----|-------|-------|-------|-----|-----|-------|-------|-------|-----|-------|-------|-------|-----|-------|-------|-----|-----|-----|-------|-----|--------|--------|
| 1976-77 | 797 | 1,386 | 1,299 | 3,248 | 541 | 856 | 5,705 | 1,562 | 2,421 | 406 | 1,567 | 2,487 | 1,496 | 720 | 631 | 1,681 | 646 | 363 | 278 | 1,411 | 306 | 29,824 | --- |
| 1975-76 ** | 869 | 1,285 | 2,224 | 3,123 | 395 | 677 | 1,874 | 1,233 | 2,304 | 251 | 1,351 | 2,121 | 1,583 | 714 | 1,338 | 1,399 | 476 | 475 | 245 | 1,468 | 329 | ----- | 28,739 |

* Inactive cases are those so marked by Order of the Court as untriable for reasons beyond the control of the Court or Prosecutor: included are fugitives, John Does, defendants incarcerated in another State, etc.

** As reported in the 1975-76 Annual Report. Subsequent recounts by the counties amounted to -15 cases pending.

Source: Monthly Reports of the County Clerks.

LAW DIVISIONS OF THE SUPERIOR AND COUNTY COURTS
 AGES OF ACTIVE CRIMINAL CASES (INDICTMENTS AND ACCUSATIONS) PENDING
 (NOT INCLUDING THOSE AWAITING ONLY SENTENCING)
 * COURT YEARS ENDING AUGUST 31, 1961 TO 1977



NOTE: DATA ON AGES FOR PRIOR YEARS NOT COMPARABLE.

* AS REPORTED IN ANNUAL REPORTS FOR EACH COURT YEAR. NOT CHANGED FOR "RECOUNTS" AS A RESULT OF PHYSICAL INVENTORIES IN THE COUNTIES.

DEFENDANTS ON WHOM CRIMINAL TRIALS COMMENCED DURING OCTOBER, 1976

| | | Number of Indictments & Accusations On Which Trial Commenced This Month | THE UNIT FOR THESE SECTIONS IS THE DEFENDANT, REGARDLESS OF THE NUMBER OF INDICTMENTS OR ACCUSATIONS AGAINST HIM | | | | | | | | | | | | |
|-------------------------|--|---|--|--|--------|-------------|--|--------|--------------|--|--------|--------------|---|--------|--------------|
| | | | Number of Defendants | * TIME INTERVALS ARE COMPUTED FROM THE DATE OF FILING OF THE OLDEST INDICTMENT OR ACCUSATION ON WHICH TRIAL COMMENCED THIS MONTH | | | | | | | | | | | |
| | | | | Length of Continuous Incarceration or Other Commital Awaiting Commencement of This Month's Trial | | | Period From Indictment or Accusation To First Plea | | | Period From Not Guilty Plea To Commencement of Trial | | | Period From Indictment or Accusation To Commencement of Trial | | |
| | | | | Mean | Median | Range | Mean | Median | Range | Mean | Median | Range | Mean | Median | Range |
| ATLANTIC | | | | | | | | | | | | | | | |
| Murder: | | | | | | | | | | | | | | | |
| Jail - Awtg. Plea/Trial | | 1 | 1 | 3m 3d | 3m 3d | None | 11m13d | 11m13d | None | 9m16d | 9m16d | None | 20m29d | 20m29d | None |
| Total: Murder | | 1 | 1 | 3m 3d | 3m 3d | None | 11m13d | 11m13d | None | 9m16d | 9m16d | None | 20m29d | 20m29d | None |
| Other: | | | | | | | | | | | | | | | |
| Jail - Awtg. Plea/Trial | | 1 | 1 | 5m25d | 5m25d | None | 0m20d | 0m20d | None | 4m18d | 4m18d | None | 5m 8d | 5m 8d | None |
| Released on Bail | | 2 | 2 | - | - | - | 0m23d | 0m23d | 0m 6d-1m10d | 6m24d | 6m24d | 4m26d-8m23d | 7m17d | 7m17d | 6m 6d-8m29d |
| Total: Other | | 3 | 3 | 5m25d | 5m25d | None | 0m22d | 0m20d | 0m 6d-1m10d | 6m 2d | 4m26d | 4m18d-8m23d | 6m24d | 6m 6d | 5m 8d-8m29d |
| Total Cases: | | 4 | 4 | 4m14d | 4m14d | 3m 3d-5m25d | 3m12d | 1m 0d | 0m 6d-11m13d | 6m28d | 6m24d | 4m18d-9m16d | 10m10d | 7m17d | 5m 8d-20m29d |
| BERGEN: | | | | | | | | | | | | | | | |
| Murder: | | 0 | 0 | - | - | - | - | - | - | - | - | - | - | - | - |
| Other: | | | | | | | | | | | | | | | |
| Jail - Awtg. Plea/Trial | | 1 | 1 | 2m17d | 2m17d | None | 0m15d | 0m15d | None | 1m12d | 1m12d | None | 1m27d | 1m27d | None |
| Released on Bail | | 16 | 16 | - | - | - | 2m25d | 0m17d | 0m14d-33m21d | 7m18d | 6m 5d | 0m25d-16m26d | 10m13d | 8m 0d | 1m25d-34m16d |
| R.O.R. | | 1 | 1 | - | - | - | 0m17d | 0m17d | None | 3m 6d | 3m 6d | None | 3m23d | 3m23d | None |
| Total: Other | | 18 | 18 | 2m17d | 2m17d | None | 2m17d | 0m17d | 0m14d-33m21d | 7m 1d | 5m15d | 0m25d-16m26d | 9m18d | 7m 1d | 1m25d-34m16d |
| Total Cases: | | 18 | 18 | 2m17d | 2m17d | None | 2m17d | 0m17d | 0m14d-33m21d | 7m 1d | 5m15d | 0m25d-16m26d | 9m18d | 7m 1d | 1m25d-34m16d |

DEFENDANTS ON WHOM CRIMINAL TRIALS COMMENCED DURING OCTOBER, 1976

| | Number of Indictments & Accusations On Which Trial Commenced This Month | Number of Defendants | THE UNIT FOR THESE SECTIONS IS THE DEFENDANT, REGARDLESS OF THE NUMBER OF INDICTMENTS OR ACCUSATIONS AGAINST HIM | | | | | | | | | | | |
|-------------------------|---|----------------------|--|--------|-------------|--|--------|--------------|--|--------|--------------|---|--------|--------------|
| | | | * TIME INTERVALS ARE COMPUTED FROM THE DATE OF FILING OF THE OLDEST INDICTMENT OR ACCUSATION ON WHICH TRIAL COMMENCED THIS MONTH | | | | | | | | | | | |
| | | | Length of Continuous Incarceration or Other Committal Awaiting Commencement of This Month's Trial | | | Period From Indictment or Accusation To First Plea | | | Period From Not Guilty Plea To Commencement of Trial | | | Period From Indictment or Accusation To Commencement of Trial | | |
| | | | Mean | Median | Range | Mean | Median | Range | Mean | Median | Range | Mean | Median | Range |
| BURLINGTON | | | | | | | | | | | | | | |
| Murder: | 0 | 0 | - | - | - | - | - | - | - | - | - | - | - | - |
| Other: | | | | | | | | | | | | | | |
| Released on Bail | 13 | 13 | - | - | - | 1m10d | 0m28d | 0m 9d-4m23d | 9m 4d | 10m 3d | 1m 1d-16m22d | 10m14d | 11m 2d | 3m21d-17m 9d |
| R.O.R. | 2 | 2 | - | - | - | 0m23d | 0m23d | None | 14m13d | 14m13d | None | 15m 6d | 15m 6d | None |
| Total: Other | 15 | 15 | - | - | - | 1m 8d | 0m28d | 0m 9d-4m23d | 9m25d | 10m16d | 1m 1d-16m22d | 11m 3d | 11m11d | 3m21d-17m 9d |
| Total Cases: | 15 | 15 | - | - | - | 1m 8d | 0m28d | 0m 9d-4m23d | 9m25d | 10m16d | 1m 1d-16m22d | 11m 3d | 11m11d | 3m21d-17m 9d |
| CAMDEN | | | | | | | | | | | | | | |
| Murder: | | | | | | | | | | | | | | |
| Jail - Awtg. Plea/Trial | 2 | 2 | 4m 9d | 4m 9d | 2m24d-5m25d | 0m24d | 0m24d | 0m 7d-1m12d | 3m 1d | 3m 1d | 1m 2d-5m 1d | 3m26d | 3m26d | 2m14d-5m 8d |
| Total: Murder | 2 | 2 | 4m 9d | 4m 9d | 2m24d-5m25d | 0m24d | 0m24d | 0m 7d-1m12d | 3m 1d | 3m 1d | 1m 2d-5m 1d | 3m26d | 3m26d | 2m14d-5m 8d |
| Other: | | | | | | | | | | | | | | |
| Jail - Awtg. Plea/Trial | 4 | 4 | 3m21d | 4m 6d | 0m12d-5m29d | 8m13d | 0m28d | 0m14d-31m10d | 2m24d | 2m20d | 1m24d-4m 2d | 11m 7d | 3m25d | 2m29d-34m 7d |
| Jail - Other Conviction | 5 | 5 | - | - | - | 5m20d | 5m 8d | 0m26d-8m28d | 6m 1d | 4m22d | 1m 2d-15m 8d | 11m21d | 10m 0d | 5m 7d-23m 6d |
| Released on Bail | 20 | 19 | - | - | - | 1m14d | 1m13d | 0m19d-2m 8d | 9m13d | 8m22d | 1m23d-31m 6d | 10m27d | 10m18d | 2m28d-32m 6d |
| R.O.R. | 1 | 1 | - | - | - | 1m26d | 1m26d | None | 8m22d | 8m22d | None | 10m18d | 10m18d | None |
| Total: Other | 30 | 29 | 3m21d | 4m 6d | 0m12d-5m29d | 3m 5d | 1m13d | 0m14d-31m10d | 7m27d | 4m22d | 1m 2d-31m 6d | 11m 2d | 10m 0d | 2m28d-34m 7d |
| Total Cases: | 32 | 31 | 3m27d | 4m 6d | 0m12d-5m29d | 3m 0d | 1m13d | 0m 7d-31m10d | 7m18d | 4m22d | 1m 2d-31m 6d | 10m18d | 10m 0d | 2m14d-34m 7d |

DEFENDANTS ON WHOM CRIMINAL TRIALS COMMENCED DURING OCTOBER, 1976

| | Number of Indictments & Accusations On Which Trial Commenced This Month | Number of Defendants | THE UNIT FOR THESE SECTIONS IS THE DEFENDANT, REGARDLESS OF THE NUMBER OF INDICTMENTS OR ACCUSATIONS AGAINST HIM | | | | | | | | | | | |
|-------------------------|---|----------------------|--|--------|-------|--|--------|-------------|--|--------|--------------|---|--------|--------------|
| | | | * TIME INTERVALS ARE COMPUTED FROM THE DATE OF FILING OF THE OLDEST INDICTMENT OR ACCUSATION ON WHICH TRIAL COMMENCED THIS MONTH | | | | | | | | | | | |
| | | | Length of Continuous Incarceration or Other Commital Awaiting Commencement of This Month's Trial | | | Period From Indictment or Accusation To First Plea | | | Period From Not Guilty Plea To Commencement of Trial | | | Period From Indictment or Accusation To Commencement of Trial | | |
| | | | Mean | Median | Range | Mean | Median | Range | Mean | Median | Range | Mean | Median | Range |
| CAPE MAY | | | | | | | | | | | | | | |
| Murder: | 0 | 0 | - | - | - | - | - | - | - | - | - | - | - | - |
| Other: | | | | | | | | | | | | | | |
| Jail - Awtg. Plea/Trial | 1 | 1 | 3m14d | 3m14d | None | 0m15d | 0m15d | None | 1m24d | 1m24d | None | 2m 9d | 2m 9d | None |
| Jail - Other Conviction | 1 | 1 | - | - | - | 0m16d | 0m16d | None | 1m29d | 1m29d | None | 2m15d | 2m15d | None |
| Released on Bail | 1 | 1 | - | - | - | 2m10d | 2m10d | None | 18m 6d | 18m 6d | None | 20m16d | 20m16d | None |
| Total: Other | 3 | 3 | 3m14d | 3m14d | None | 1m 4d | 0m16d | 0m15d-2m10d | 7m10d | 1m29d | 1m24d-18m 6d | 8m13d | 2m15d | 2m 9d-20m16d |
| Total Cases: | 3 | 3 | 3m14d | 3m14d | None | 1m 4d | 0m16d | 0m15d-2m10d | 7m10d | 1m29d | 1m24d-18m 6d | 8m13d | 2m15d | 2m 9d-20m16d |
| CUMBERLAND | | | | | | | | | | | | | | |
| Murder: | 0 | 0 | - | - | - | - | - | - | - | - | - | - | - | - |
| Other: | | | | | | | | | | | | | | |
| Jail - Other Conviction | 4 | 4 | - | - | - | 1m10d | 1m 0d | 0m20d-2m21d | 6m23d | 7m26d | 2m 5d-9m 7d | 8m 4d | 8m20d | 4m26d-10m10d |
| Released on Bail | 5 | 5 | - | - | - | 1m 3d | 0m20d | 0m19d-2m14d | 7m23d | 6m14d | 5m 2d-12m13d | 8m26d | 7m17d | 5m22d-13m 3d |
| Total: Other | 9 | 9 | - | - | - | 1m 6d | 0m28d | 0m19d-2m21d | 7m10d | 7m 5d | 2m 5d-12m13d | 8m16d | 8m 3d | 4m26d-13m 3d |
| Total Cases: | 9 | 9 | - | - | - | 1m 6d | 0m28d | 0m19d-2m21d | 7m10d | 7m 5d | 2m 5d-12m13d | 8m16d | 8m 3d | 4m26d-13m 3d |

DEFENDANTS ON WHOM CRIMINAL TRIALS COMMENCED DURING OCTOBER, 1976

| | | THE UNIT FOR THESE FIGURES IS THE DEFENDANT, REGARDLESS OF THE NUMBER OF INDICTMENTS OR ACCUSATIONS AGAINST HIM | | | | | | | | | | | | |
|---|----------------------|--|--------|-------|--|--------|-------|--|--------|--------|---|--------|--------|---------------|
| | | * TIME INTERVALS ARE COMPUTED FROM THE DATE OF FILING OF THE OLDEST INDICTMENT OR ACCUSATION ON WHICH TRIAL COMMENCED THIS MONTH | | | | | | | | | | | | |
| Number of Indictments & Accusations On Which Trial Commenced This Month | Number of Defendants | Length of Continuous Incarceration or Other Commitment Awaiting Commencement of This Month's Trial | | | Period From Indictment or Accusation To First Plea | | | Period From Not Guilty Plea To Commencement of Trial | | | Period From Indictment or Accusation To Commencement of Trial | | | |
| | | Mean | Median | Range | Mean | Median | Range | Mean | Median | Range | Mean | Median | Range | |
| ESSEX | | | | | | | | | | | | | | |
| Murder: | | | | | | | | | | | | | | |
| Jail - Awtg. Plea/Trial | 5 | 5 | 5m10d | 5m 2d | 1m 2d-9m 2d | 14m 0d | 0m18d | 0m 6d-68m 2d | 4m 6d | 3m14d | 1m11d-6m24d | 18m 6d | 6m 3d | 1m17d-71m16d |
| Jail - Other Conviction | 1 | 1 | - | - | - | 0m19d | 0m19d | None | 9m16d | 9m16d | None | 10m 5d | 10m 5d | None |
| Released on Bail | 1 | 1 | - | - | - | 0m17d | 0m17d | None | 3m17d | 3m17d | None | 4m 4d | 4m 4d | None |
| Total: Murder | 7 | 7 | 5m10d | 5m 2d | 1m 2d-9m 2d | 10m 5d | 0m18d | 0m 6d-68m 2d | 4m26d | 3m17d | 1m11d-9m16d | 15m 1d | 6m 3d | 1m17a-71m16d |
| Other: | | | | | | | | | | | | | | |
| Jail - Awtg. Plea/Trial | 23 | 23 | 4m18d | 4m12d | 2m23d-8m15d | 0m24d | 0m15d | 0m 6d-3m25d | 3m25d | 2m27d | 0m24d-17m24d | 4m19d | 3m20d | 1m 3d-18m10d |
| Jail - Other Conviction | 3 | 3 | - | - | - | 0m21d | 0m25d | 0m 8d-1m 1d | 9m 7d | 8m22d | 2m27d-16m 3d | 9m29d | 9m23d | 3m 5d-16m28d |
| Released on Bail | 56 | 56 | - | - | - | 1m13d | 0m18d | 0m 6d-13m 1d | 8m18d | 8m10d | 0m 0d-22m11d | 10m 1d | 9m14d | 1m 3d-33m12d |
| R.O.R. | 14 | 14 | - | - | - | 1m 3d | 0m28d | 0m11d-2m14d | 8m20d | 6m29d | 3m 6d-18m 7d | 9m22d | 8m 1d | 4m 1d-18m24d |
| Total: Other | 96 | 96 | 4m18d | 4m12d | 2m23d-8m15d | 1m 6d | 0m18d | 0m 6d-13m 1d | 7m15d | 5m25d | 0m 0d-22m11d | 8m21d | 7m 1d | 1m 3d-33m12d |
| Total Cases: | 103 | 103 | 4m22d | 4m12d | 1m 2d-9m 2d | 1m25d | 0m18d | 0m 6d-68m 2d | 7m 9d | 5m23d | 0m 0d-22m11d | 9m 4d | 6m20d | 1m 3d-71m16d |
| GLOUCESTER | | | | | | | | | | | | | | |
| Murder: | 0 | 0 | - | - | - | - | - | - | - | - | - | - | - | - |
| Other: | | | | | | | | | | | | | | |
| Released on Bail | 3 | 3 | - | - | - | 5m 3d | 0m16d | 0m15d-14m 8d | 16m 3d | 16m 5d | 6m19d-25m14d | 21m 6d | 20m27d | 16m21d-25m29d |
| R.O.R. | 4 | 3 | - | - | - | 1m 5d | 1m 3d | 0m16d-1m25d | 9m 0d | 7m21d | 3m20d-15m18d | 10m 4d | 8m 7d | 4m23d-17m13d |
| Total: Other | 7 | 6 | - | - | - | 3m 4d | 0m24d | 0m15d-14m 8d | 12m16d | 11m19d | 3m20d-25m14d | 15m20d | 17m 2d | 4m23d-25m29d |
| Total Cases: | 7 | 6 | - | - | - | 3m 4d | 0m24d | 0m15d-14m 8d | 12m16d | 11m19d | 3m20d-25m14d | 15m20d | 17m 2d | 4m23d-25m29d |

DEFENDANTS ON WHOM CRIMINAL TRIALS COMMENCED DURING OCTOBER, 1976

| THE UNIT FOR THESE SECTIONS IS THE DEFENDANT, REGARDLESS OF THE NUMBER OF INDICTMENTS OR ACCUSATIONS AGAINST HIM | | | | | | | | | | | | | | |
|--|----------------------|--|--------|-------|--|--------|-------|--|--------|--------|---|--------|--------|---------------|
| Number of Indictments & Accusations On Which Trial Commenced This Month | Number of Defendants | * TIME INTERVALS ARE COMPUTED FROM THE DATE OF FILING OF THE OLDEST INDICTMENT OR ACCUSATION ON WHICH TRIAL COMMENCED THIS MONTH | | | | | | | | | | | | |
| | | Length of Continuous Incarceration or Other Commital Awaiting Commencement of Trial | | | Period From Indictment or Accusation To First Plea | | | Period From Not Guilty Plea To Commencement of Trial | | | Period From Indictment or Accusation To Commencement of Trial | | | |
| | | Mean | Median | Range | Mean | Median | Range | Mean | Median | Range | Mean | Median | Range | |
| <u>HUDSON</u> | | | | | | | | | | | | | | |
| Murder: | | | | | | | | | | | | | | |
| Released on Bail | 5 | 4 | - | - | - | 0m22d | 0m22d | 0m15d-1m 0d | 5m17d | 4m28d | 2m 7d-10m 5d | 6m 9d | 5m16d | 3m 0d-11m 5d |
| Total: Murder | 5 | 4 | - | - | - | 0m22d | 0m22d | 0m15d-1m 0d | 5m17d | 4m28d | 2m 7d-10m 5d | 6m 9d | 5m16d | 3m 0d-11m 5d |
| Other: | | | | | | | | | | | | | | |
| Jail - Awtg. Plea/Trial | 1 | 1 | 4m14d | 4m14d | None | 0m18d | 0m18d | None | 1m22d | 1m22d | None | 2m10d | 2m10d | None |
| Jail - Other Conviction | 3 | 3 | - | - | - | 4m21d | 3m18d | 0m21d-9m24d | 13m 1d | 7m12d | 6m11d-25m11d | 17m22d | 17m 6d | 7m 2d-28m29d |
| Released on Bail | 20 | 19 | - | - | - | 1m11d | 0m29d | 0m 9d-8m10d | 26m18d | 24m29d | 6m13d-103m20d | 27m29d | 28m 5d | 7m20d-103m29d |
| R.O.R. | 2 | 2 | - | - | - | 0m20d | 0m20d | 0m17d-0m24d | 6m12d | 6m12d | 4m11d-8m13d | 7m 2d | 7m 2d | 5m 5d-9m 0d |
| Total: Other | 26 | 25 | 4m14d | 4m14d | None | 1m21d | 0m28d | 0m 9d-9m24d | 22m11d | 17m 5d | 1m22d-103m20d | 24m 1d | 23m14d | 2m10d-103m29d |
| Total Cases: | 31 | 29 | 4m14d | 4m14d | None | 1m17d | 0m26d | 0m 9d-9m24d | 20m 1d | 14m28d | 1m22d-103m20d | 21m18d | 17m 6d | 2m10d-103m29d |
| <u>HUNTERDON</u> | | | | | | | | | | | | | | |
| No Cases | 0 | 0 | - | - | - | - | - | - | - | - | - | - | - | - |

DEFENDANTS ON WHOM CRIMINAL TRIALS COMMENCED DURING OCTOBER, 1976

| | Number of Indictments & Accusations on Which Trial Commenced This Month | Number of Defendants | THE UNIT FOR THESE SECTIONS IS THE DEFENDANT, REGARDLESS OF THE NUMBER OF INDICTMENTS OR ACCUSATIONS AGAINST HIM | | | | | | | | | | | |
|-----------------------------|---|----------------------|--|--------|-----------------|--|--------|------------------|--|--------|------------------|---|--------|------------------|
| | | | * TIME INTERVALS ARE COMPUTED FROM THE DATE OF FILING OF THE OLDEST INDICTMENT OR ACCUSATION ON WHICH TRIAL COMMENCED THIS MONTH | | | | | | | | | | | |
| | | | Length of Continuous Incarceration or Other Creditual Awaiting Commencement of This Month's Trial | | | Period From Indictment or Accusation To First Plea | | | Period From Not Guilty Plea To Commencement of Trial | | | Period From Indictment or Accusation To Commencement of Trial | | |
| | | | Mean | Median | Range | Mean | Median | Range | Mean | Median | Range | Mean | Median | Range |
| <u>MERCER</u> Murder: | 0 | 0 | - | - | - | - | - | - | - | - | - | - | - | - |
| Other: | | | | | | | | | | | | | | |
| Jail - Awtg. Plea/Trial | 1 | 1 | 1m19d | 1m19d | None | 2m 4d | 2m 4d | None | 20m14d | 20m14d | None | 22m18d | 22m18d | None |
| Jail - Other Conviction | 1 | 1 | - | - | - | 1m26d | 1m26d | None | 22m16d | 22m16d | None | 24m12d | 24m12d | None |
| Released on Bail | 7 | 7 | - | - | - | 1m 9d | 1m13d | 0m 3d- 2m25d | 13m 9d | 13m23d | 6m21d- 18m 7d | 14m18d | 15m 6d | 8m11d- 20m21d |
| R.O.R. | 1 | 1 | - | - | - | 2m10d | 2m10d | None | 19m28d | 19m28d | None | 22m 8d | 22m 8d | None |
| Total: Other | 10 | 10 | 1m19d | 1m19d | None | 1m16d | 1m16d | 0m 3d- 2m25d | 15m18d | 16m24d | 6m21d- 22m16d | 17m 4d | 18m 6d | 8m11d- 24m12d |
| Total Cases: | 10 | 10 | 1m19d | 1m19d | None | 1m16d | 1m16d | 0m 3d- 2m25d | 15m18d | 16m24d | 6m21d- 22m16d | 17m 4d | 18m 6d | 8m11d- 24m12d |
| <u>MIDDLESEX</u> Murder: | 0 | 0 | - | - | - | - | - | - | - | - | - | - | - | - |
| Other: | | | | | | | | | | | | | | |
| Jail - Awtg. Plea/Trial | 3 | 3 | 5m29d | 5m 3d | 3m25d- 8m28d | 5m21d | 5m29d | 1m 1d- 10m 2d | 8m16d | 9m12d | 4m 3d- 12m 4d | 14m 7d | 15m11d | 5m 4d- 22m 6d |
| Released on Bail | 10 | 10 | - | - | - | 0m21d | 0m21d | 0m10d- 1m 1d | 10m27d | 10m13d | 3m11d- 20m 4d | 11m19d | 11m 2d | 3m25d- 20m21d |
| R.O.R. | 6 | 4 | - | - | - | 0m24d | 0m21d | 0m13d- 1m10d | 10m27d | 11m24d | 7m 8d- 12m20d | 11m21d | 12m21d | 7m22d- 13m19d |
| Total: Other | 19 | 17 | 5m29d | 5m 3d | 3m25d- 8m28d | 1m18d | 0m28d | 0m10d- 10m 2d | 10m15d | 10m21d | 3m11d- 20m 4d | 12m 3d | 11m28d | 3m25d- 22m 6d |
| Total Cases: | 19 | 17 | 5m29d | 5m 3d | 3m25d- 8m28d | 1m18d | 0m28d | 0m10d- 10m 2d | 10m15d | 10m21d | 3m11d- 20m 4d | 12m 3d | 11m28d | 3m25d- 22m 6d |

DEFENDANTS ON WHOM CRIMINAL TRIALS COMMENCED DURING OCTOBER, 1976

| | Number of Indictments & Accusations on Which Trial Commenced This Month | Number of Defendants | THE UNIT FOR THESE SECTIONS IS THE DEFENDANT, REGARDLESS OF THE NUMBER OF INDICTMENTS OR ACCUSATIONS AGAINST HIM | | | | | | | | | | | |
|-------------------------|---|----------------------|--|--------|-------|--|--------|------------------|--|--------|------------------|---|--------|------------------|
| | | | * TIME INTERVALS ARE COMPUTED FROM THE DATE OF FILING OF THE OLDEST INDICTMENT OR ACCUSATION ON WHICH TRIAL COMMENCED THIS MONTH | | | | | | | | | | | |
| | | | Length of Continuous Incarceration or Other Commitment Awaiting Commencement of This Month's Trial | | | Period From Indictment or Accusation To First Plea | | | Period From Not Guilty Plea To Commencement of Trial | | | Period From Indictment or Accusation To Commencement of Trial | | |
| | | | Mean | Median | Range | Mean | Median | Range | Mean | Median | Range | Mean | Median | Range |
| <u>MONMOUTH</u> | | | | | | | | | | | | | | |
| Murder: | 0 | 0 | - | - | - | - | - | - | - | - | - | - | - | - |
| Other: | | | | | | | | | | | | | | |
| Jail - Other Conviction | 9 | 8 | - | - | - | 0m16d | 0m16d | 0m 5d- 1m 5d | 3m12d | 2m 9d | 0m12d- 7m 5d | 3m28d | 2m28d | 0m29d- 7m23d |
| Released on Bail | 13 | 13 | - | - | - | 1m13d | 0m25d | 0m 4d- 10m 2d | 6m11d | 6m10d | 0m 6d- 17m 7d | 7m24d | 7m20d | 0m17d- 17m11d |
| R.O.R. | 12 | 12 | - | - | - | 0m20d | 0m20d | 0m15d- 1m 1d | 4m24d | 3m18d | 1m24d- 10m28d | 5m14d | 4m10d | 2m13d- 11m17d |
| Total: Other | 34 | 33 | - | - | - | 0m28d | 0m21d | 0m 4d- 10m 2d | 5m 3d | 3m25d | 0m 6d- 17m 7d | 6m 1d | 4m12d | 0m17d- 17m11d |
| Total Cases: | 34 | 33 | - | - | - | 0m28d | 0m21d | 0m 4d- 10m 2d | 5m 3d | 3m25d | 0m 6d- 17m 7d | 6m 1d | 4m12d | 0m17d- 17m11d |
| <u>MORRIS</u> | | | | | | | | | | | | | | |
| Murder: | | | | | | | | | | | | | | |
| Released on Bail | 2 | 2 | - | - | - | 1m 1d | 1m 1d | None | 9m 5d | 9m 5d | None | 10m 6d | 10m 6d | None |
| Total: Murder | 2 | 2 | - | - | - | 1m 1d | 1m 1d | None | 9m 5d | 9m 5d | None | 10m 6d | 10m 6d | None |
| Other: | | | | | | | | | | | | | | |
| Released on Bail | 2 | 2 | - | - | - | 1m 4d | 1m 4d | 0m10d- 1m28d | 6m13d | 6m13d | 3m11d- 9m15d | 7m17d | 7m17d | 3m21d- 11m13d |
| Total: Other | 2 | 2 | - | - | - | 1m 4d | 1m 4d | 0m10d- 1m28d | 6m13d | 6m13d | 3m11d- 9m15d | 7m17d | 7m17d | 3m21d- 11m13d |
| Total Cases: | 4 | 4 | - | - | - | 1m 2d | 1m 1d | 0m10d- 1m28d | 7m24d | 9m 5d | 3m11d- 9m15d | 8m26d | 10m 6d | 3m21d- 11m13d |

DEFENDANTS ON WHOM CRIMINAL TRIALS COMMENCED DURING OCTOBER, 1976

| | Number of Indictments & Accusations On Which Trial Commenced This Month | Number of Defendants | THE UNIT FOR THESE SECTIONS IS THE DEFENDANT, REGARDLESS OF THE NUMBER OF INDICTMENTS OR ACCUSATIONS AGAINST HIM | | | | | | | | | | | |
|-------------------------|---|----------------------|--|--------|-------------|--|--------|-------------|--|--------|--------------|---|--------|--------------|
| | | | * TIME INTERVALS ARE COMPUTED FROM THE DATE OF FILING OF THE OLDEST INDICTMENT OR ACCUSATION ON WHICH TRIAL COMMENCED THIS MONTH | | | | | | | | | | | |
| | | | Length of Continuous Incarceration or Other Commitment Awaiting Commencement of This Month's Trial | | | Period From Indictment or Accusation To First Plea | | | Period From Not Guilty Plea To Commencement of Trial | | | Period From Indictment or Accusation To Commencement of Trial | | |
| | | | Mean | Median | Range | Mean | Median | Range | Mean | Median | Range | Mean | Median | Range |
| OCEAN | | | | | | | | | | | | | | |
| Murder: | 0 | 0 | - | - | - | - | - | - | - | - | - | - | - | - |
| Other: | | | | | | | | | | | | | | |
| Jail - Awtg. Plea/Trial | 1 | 1 | 7m12d | 7m12d | None | 0m13d | 0m13d | None | 6m 0d | 6m 0d | None | 6m13d | 6m13d | None |
| Released on Bail | 4 | 4 | - | - | - | 2m23d | 1m11d | 0m27d-7m12d | 11m18d | 13m 7d | 3m28d-16m 1d | 14m11d | 16m21d | 4m25d-19m 8d |
| R.O.R. | 1 | 1 | - | - | - | 1m 6d | 1m 6d | None | 0m27d | 0m27d | None | 2m 3d | 2m 3d | None |
| Total: Other | 6 | 6 | 7m12d | 7m12d | None | 2m 3d | 1m 4d | 0m13d-7m12d | 8m27d | 8m28d | 0m27d-16m 1d | 11m 0d | 11m11d | 2m 3d-19m 8d |
| Total Cases: | 6 | 6 | 7m12d | 7m12d | None | 2m 3d | 1m 4d | 0m13d-7m12d | 8m27d | 8m28d | 0m27d-16m 1d | 11m 0d | 11m11d | 2m 3d-19m 8d |
| PASSAIC | | | | | | | | | | | | | | |
| Murder: | 0 | 0 | - | - | - | - | - | - | - | - | - | - | - | - |
| Other: | | | | | | | | | | | | | | |
| Jail - Awtg. Plea/Trial | 12 | 12 | 3m15d | 2m29d | 2m 2d-8m16d | 0m 9d | 0m 2d | 0m 1d-1m18d | 2m 0d | 1m10d | 0m 7d-7m23d | 2m10d | 1m21d | 0m28d-8m16d |
| Jail - Other Conviction | 6 | 6 | - | - | - | 0m10d | 0m 8d | 0m 7d-0m14d | 3m21d | 3m12d | 2m 0d-5m13d | 4m 0d | 3m19d | 2m 7d-5m27d |
| Released on Bail | 30 | 30 | - | - | - | 0m14d | 0m10d | 0m 2d-1m11d | 4m22d | 3m19d | 0m25d-11m 5d | 5m 6d | 4m 3d | 0m27d-11m21d |
| R.O.R. | 2 | 2 | - | - | - | 0m 6d | 0m 6d | 0m 6d-0m 6d | 8m20d | 8m20d | 8m20d-8m20d | 8m26d | 8m26d | 8m26d-8m26d |
| Total: Other | 50 | 50 | 3m15d | 2m29d | 2m 2d-8m16d | 0m12d | 0m 9d | 0m 1d-1m18d | 4m 3d | 3m12d | 0m 7d-11m 5d | 4m15d | 3m22d | 0m27d-11m21d |
| Total Cases: | 50 | 50 | 3m15d | 2m29d | 2m 2d-8m16d | 0m12d | 0m 9d | 0m 1d-1m18d | 4m 3d | 3m12d | 0m 7d-11m 5d | 4m15d | 3m22d | 0m27d-11m21d |

DEFENDANTS ON WHOM CRIMINAL TRIALS COMMENCED DURING OCTOBER, 1976

| | Number of Indictments & Accusations On which Trial Commenced This Month | Number of Defendants | THE UNIT FOR THESE SECTIONS IS THE DEFENDANT, REGARDLESS OF THE NUMBER OF INDICTMENTS OR ACCUSATIONS AGAINST HIM | | | | | | | | | | | |
|-----------------------------------|---|----------------------|--|--------|-------|--|--------|-----------------|--|--------|------------------|---|--------|------------------|
| | | | * TIME INTERVALS ARE COMPUTED FROM THE DATE OF FILING OF THE OLDEST INDICTMENT OR ACCUSATION ON WHICH TRIAL COMMENCED THIS MONTH | | | | | | | | | | | |
| | | | Length of Continuous Incarceration or Other Confinement Awaiting Commencement of Trial | | | Period From Indictment or Accusation To First Plea | | | Period From Not Guilty Plea To Commencement of Trial | | | Period From Indictment or Accusation To Commencement of Trial | | |
| | | | Mean | Median | Range | Mean | Median | Range | Mean | Median | Range | Mean | Median | Range |
| <u>SALEM</u> | | | | | | | | | | | | | | |
| Murder: | 0 | 0 | - | - | - | - | - | - | - | - | - | - | - | - |
| Other: Released on Bail | 1 | 1 | - | - | - | 0m14d | 0m14d | None | 27m29d | 27m29d | None | 28m13d | 28m13d | None |
| Total: Other | 1 | 1 | - | - | - | 0m14d | 0m14d | None | 27m29d | 27m29d | None | 28m13d | 28m13d | None |
| Total Cases: | 1 | 1 | - | - | - | 0m14d | 0m14d | None | 27m29d | 27m29d | None | 28m13d | 28m13d | None |
| <u>SOMERSET</u> | | | | | | | | | | | | | | |
| Murder: | 0 | 0 | - | - | - | - | - | - | - | - | - | - | - | - |
| Other: Jail - Other Conviction | 1 | 1 | - | - | - | 0m16d | 0m16d | None | 7m15d | 7m15d | None | 8m 1d | 8m 1d | None |
| Released on Bail | 10 | 10 | - | - | - | 0m18d | 0m16d | 0m 8d- 1m 7d | 8m 8d | 7m16d | 5m 4d- 11m 4d | 8m25d | 8m 2d | 6m11d- 11m20d |
| R.O.R. | 2 | 2 | - | - | - | 0m12d | 0m12d | 0m 8d- 0m16d | 18m14d | 18m14d | 6m15d- 30m13d | 18m26d | 18m26d | 7m 1d- 30m21d |
| Total: Other | 13 | 13 | - | - | - | 0m17d | 0m16d | 0m 8d- 1m 7d | 9m23d | 7m16d | 5m 4d- 30m13d | 10m10d | 8m 2d | 6m11d- 30m21d |
| Total Cases: | 13 | 13 | - | - | - | 0m17d | 0m16d | 0m 8d- 1m 7d | 9m23d | 7m16d | 5m 4d- 30m13d | 10m10d | 8m 2d | 6m11d- 30m21d |
| <u>SUSSEX</u> | | | | | | | | | | | | | | |
| Murder | 0 | 0 | - | - | - | - | - | - | - | - | - | - | - | - |
| Other: Released on Bail | 1 | 1 | - | - | - | 0m22d | 0m22d | None | 6m18d | 6m18d | None | 7m10d | 7m10d | None |
| Total: Other | 1 | 1 | - | - | - | 0m22d | 0m22d | None | 6m18d | 6m18d | None | 7m10d | 7m10d | None |
| Total Cases: | 1 | 1 | - | - | - | 0m22d | 0m22d | None | 6m18d | 6m18d | None | 7m10d | 7m10d | None |

DEFENDANTS ON WHOM CRIMINAL TRIALS COMMENCED DURING OCTOBER, 1976

| | Number of Indictments & Accusations On Which Trial Commenced This Month | Number of Defendants | THE UNIT FOR THESE SECTIONS IS THE DEFENDANT, REGARDLESS OF THE NUMBER OF INDICTMENTS OR ACCUSATIONS AGAINST HIM. | | | | | | | | | | | |
|-------------------------|---|----------------------|--|--------|-------------|--|--------|-------------|--|--------|--------------|---|--------|--------------|
| | | | * TIME INTERVALS ARE COMPUTED FROM THE DATE OF FILING OF THE OLDEST INDICTMENT OR ACCUSATION ON WHICH TRIAL COMMENCED THIS MONTH | | | | | | | | | | | |
| | | | Length of Continuous Incarceration or Other Committal Awaiting Commencement of This Month's Trial | | | Period From Indictment or Accusation To First Plea | | | Period From Not Guilty Plea To Commencement of Trial | | | Period From Indictment or Accusation To Commencement of Trial | | |
| | | | Mean | Median | Range | Mean | Median | Range | Mean | Median | Range | Mean | Median | Range |
| UNION | | | | | | | | | | | | | | |
| Murder: | 0 | 0 | - | - | - | - | - | - | - | - | - | - | - | - |
| Other: | | | | | | | | | | | | | | |
| Jail - Awtg. Plea/Trial | 4 | 4 | 3m20d | 3m27d | 2m16d-4m 9d | 1m24d | 1m 5d | 0m 9d-4m15d | 4m22d | 3m19d | 2m 0d-9m20d | 6m16d | 6m 1d | 2m 9d-11m21d |
| Jail - Other Conviction | 4 | 4 | - | - | - | 0m13d | 0m13d | 0m 9d-0m17d | 7m17d | 4m27d | 2m 0d-18m15d | 8m 0d | 5m14d | 2m 9d-18m24d |
| Released on Bail | 14 | 14 | - | - | - | 0m25d | 0m26d | 0m 2d-1m18d | 11m 9d | 11m11d | 4m 9d-17m11d | 12m 4d | 12m13d | 4m23d-18m10d |
| Total: Other | 22 | 22 | 3m20d | 3m27d | 2m16d-4m 9d | 0m28d | 0m20d | 0m 2d-4m15d | 9m13d | 8m13d | 2m 0d-18m15d | 10m11d | 9m18d | 2m 9d-18m24d |
| Total Cases: | 22 | 22 | 3m20d | 3m27d | 2m16d-4m 9d | 0m28d | 0m20d | 0m 2d-4m15d | 9m13d | 8m13d | 2m 0d-18m15d | 10m11d | 9m18d | 2m 9d-18m24d |
| WARREN | | | | | | | | | | | | | | |
| Murder: | 0 | 0 | - | - | - | - | - | - | - | - | - | - | - | - |
| Other: | | | | | | | | | | | | | | |
| Released on Bail | 3 | 3 | - | - | - | 0m27d | 0m27d | 0m21d-1m 4d | 3m15d | 3m18d | 3m 3d-3m24d | 4m12d | 4m15d | 4m 7d-4m15d |
| Total: Other | 3 | 3 | - | - | - | 0m27d | 0m27d | 0m21d-1m 4d | 3m15d | 3m18d | 3m 3d-3m24d | 4m12d | 4m15d | 4m 7d-4m15d |
| Total Cases: | 3 | 3 | - | - | - | 0m27d | 0m27d | 0m21d-1m 4d | 3m15d | 3m18d | 3m 3d-3m24d | 4m12d | 4m15d | 4m 7d-4m15d |

DEFENDANTS ON WHOM CRIMINAL TRIALS COMMENCED DURING OCTOBER, 1976

| | | THE UNIT FOR THESE SECTIONS IS THE DEFENDANT, REGARDLESS OF THE NUMBER OF INDICTMENTS OR ACCUSATIONS AGAINST HIM | | | | | | | | | | | | |
|---|----------------------|--|--------|-------|--|--------|-------|--|--------|-------|---|--------|--------|-------------------|
| Number of Indictments & Accusations On Which Trial Commenced This Month | Number of Defendants | * TIME INTERVALS ARE COMPUTED FROM THE DATE OF FILING OF THE OLDEST INDICTMENT OR ACCUSATION ON WHICH TRIAL COMMENCED THIS MONTH | | | | | | | | | | | | |
| | | Length of Continuous Incarceration or Other Committal Awaiting Commencement of This Month's Trial | | | Period From Indictment or Accusation To First Plea | | | Period From Not Guilty Plea To Commencement of Trial | | | Period From Indictment or Accusation To Commencement of Trial | | | |
| | | Mean | Median | Range | Mean | Median | Range | Mean | Median | Range | Mean | Median | Range | |
| 8 LARGEST COUNTIES ** | | | | | | | | | | | | | | |
| Murder: | | | | | | | | | | | | | | |
| Jail - Awtg. Plea/Trial | 7 | 7 | 5m 1d | 5m 2d | 1m 2d- 9m 2d | 10m 7d | 0m18d | 0m 6d- 68m 2d | 3m26d | 3m14d | 1m 2d- 6m24d | 14m 3d | 5m 8d | 1m17d- 71m16d |
| Jail - Other Conviction | 1 | 1 | - | - | - | 0m19d | 0m19d | None | 9m16d | 9m16d | None | 10m 5d | 10m 5d | None |
| Released on Bail | 6 | 5 | - | - | - | 0m21d | 0m21d | 0m15d- 1m 0d | 5m 5d | 4m25d | 2m 7d- 10m 5d | 5m26d | 5m16d | 3m 0d- 11m 5d |
| Total: Murder | 14 | 13 | 5m 1d | 5m 2d | 1m 2d- 9m 2d | 5m25d | 0m19d | 0m 6d- 68m 2d | 4m24d | 4m25d | 1m 2d- 10m 5d | 10m19d | 5m16d | 1m17d- 71m16d |
| Other: | | | | | | | | | | | | | | |
| Jail - Awtg. Plea/Trial | 48 | 48 | 4m 6d | 3m25d | 0m12d- 8m28d | 1m21d | 0m15d | 0m 1d- 31m10d | 3m17d | 2m26d | 0m 7d- 17m24d | 5m 8d | 3m12d | 0m28d- 34m 7d |
| Jail - Other Conviction | 30 | 29 | - | - | - | 1m24d | 0m17d | 0m 5d- 9m24d | 6m 3d | 4m22d | 0m12d- 25m11d | 7m27d | 5m14d | 0m29d- 28m29d |
| Released on Bail | 179 | 177 | - | - | - | 1m 9d | 0m21d | 0m 2d- 33m21d | 10m 2d | 7m28d | 0m 0d- 103m20d | 11m11d | 9m 2d | 0m17d- 103m29d |
| R.O.R. | 38 | 36 | - | - | - | 0m26d | 0m21d | 0m 6d- 2m14d | 7m10d | 6m29d | 1m24d- 18m 7d | 8m 6d | 7m29d | 2m13d- 18m24d |
| Total: Other | 295 | 290 | 4m 6d | 3m25d | 0m12d- 8m28d | 1m11d | 0m19d | 0m 1d- 33m21d | 8m 7d | 5m19d | 0m 0d- 103m20d | 9m18d | 7m10d | 0m17d- 103m29d |
| Total Cases: | 309 | 303 | 4m 9d | 3m25d | 0m12d- 9m 2d | 1m17d | 0m19d | 0m 1d- 68m 2d | 8m 3d | 5m13d | 0m 0d- 103m20d | 9m20d | 6m25d | 0m17d- 103m29d |

DEFENDANTS ON WHOM CRIMINAL TRIALS COMMENCED DURING OCTOBER, 1976

| THE UNIT FOR THESE SECTIONS IS THE DEFENDANT, REGARDLESS OF THE NUMBER OF INDICTMENTS OR ACCUSATIONS AGAINST HIM | | | | | | | | | | | | | | |
|--|----------------------|--|--------|-------|--|--------|--------|--|--------|--------|---|--------|--------|---------------|
| Number of Indictments & Accusations On Which Trial Commenced This Month | Number of Defendants | * TIME INTERVALS ARE COMPUTED FROM THE DATE OF FILING OF THE OLDEST INDICTMENT OR ACCUSATION ON WHICH TRIAL COMMENCED THIS MONTH | | | | | | | | | | | | |
| | | Length of Continuous Incarceration or Other Committal Awaiting Commencement of This Month's Trial | | | Period From Indictment or Accusation To First Plea | | | Period From Not Guilty Plea To Commencement of Trial | | | Period From Indictment or Accusation To Commencement of Trial | | | |
| | | Mean | Median | Range | Mean | Median | Range | Mean | Median | Range | Mean | Median | Range | |
| <u>13 REMAINING COUNTIES</u> | | | | | | | | | | | | | | |
| Murder: | | | | | | | | | | | | | | |
| Jail - Awtg. Plea/Trial | 1 | 1 | 3m 3d | 3m 3d | None | 11m13d | 11m13d | None | 9m16d | 9m16d | None | 20m29d | 20m29d | None |
| Released on Bail | 2 | 2 | - | - | - | 1m 1d | 1m 1d | None | 9m 5d | 9m 5d | None | 10m 6d | 10m 6d | None |
| Total: Murder | 3 | 3 | 3m 3d | 3m 3d | None | 4m15d | 1m 1d | 1m 1d-11m13d | 9m 9d | 9m 5d | 9m 5d-9m16d | 13m24d | 10m 6d | 10m 6d-20m29d |
| Other: | | | | | | | | | | | | | | |
| Jail - Awtg. Plea/Trial | 4 | 4 | 4m17d | 4m19d | 1m19d-7m12d | 0m28d | 0m17d | 0m13d-2m 4d | 8m 6d | 5m 9d | 1m24d-20m14d | 9m 4d | 5m25d | 2m 9d-22m18d |
| Jail - Other Conviction | 7 | 7 | - | - | - | 1m 6d | 0m28d | 0m16d-2m21d | 8m13d | 7m15d | 1m29d-22m16d | 9m19d | 8m 3d | 2m15d-24m12d |
| Released on Bail | 52 | 52 | - | - | - | 1m13d | 0m26d | 0m 3d-14m 8d | 9m29d | 8m20d | 1m 1d-27m29d | 11m11d | 10m27d | 3m21d-28m13d |
| R.O.R. | 10 | 9 | - | - | - | 1m 1d | 0m23d | 0m 8d-2m10d | 12m19d | 14m13d | 0m27d-30m13d | 13m20d | 15m 6d | 2m 3d-30m21d |
| Total: Other | 73 | 72 | 4m17d | 4m19d | 1m19d-7m12d | 1m10d | 0m25d | 0m 3d-14m 8d | 10m 1d | 8m11d | 0m27d-30m13d | 11m11d | 9m 4d | 2m 3d-30m21d |
| Total Cases: | 76 | 75 | 4m 9d | 3m14d | 1m19d-7m12d | 1m14d | 0m27d | 0m 3d-14m 8d | 10m 0d | 8m17d | 0m27d-30m13d | 11m14d | 10m 6d | 2m 3d-30m21d |

DEFENDANTS ON WHOM CRIMINAL TRIALS COMMENCED DURING OCTOBER, 1976

| | | THE UNIT FOR THESE SECTIONS IS THE DEFENDANT, REGARDLESS OF THE NUMBER OF INDICTMENTS OR ACCUSATIONS AGAINST HIM | | | | | | | | | | | | |
|---|----------------------|--|--------|-------|--|--------|-------|--|--------|-------|---|--------|--------|---------------|
| Number of Indictments & Accusations On Which Trial Commenced This Month | Number of Defendants | * TIME INTERVALS ARE COMPUTED FROM THE DATE OF FILING OF THE OLDEST INDICTMENT OR ACCUSATION ON WHICH TRIAL COMMENCED THIS MONTH | | | | | | | | | | | | |
| | | Length of Continuous Incarceration or Other Commital Awaiting Commencement of This Month's Trial | | | Period From Indictment or Accusation To First Plea | | | Period From Not Guilty Plea To Commencement of Trial | | | Period From Indictment or Accusation To Commencement of Trial | | | |
| | | Mean | Median | Range | Mean | Median | Range | Mean | Median | Range | Mean | Median | Range | |
| STATE TOTALS | | | | | | | | | | | | | | |
| Murder: | | | | | | | | | | | | | | |
| Jail - Awtg. Plea/Trial | 8 | 8 | 4m24d | 4m 8d | 1m 2d-9m 2d | 10m12d | 0m24d | 0m 6d-68m 2d | 4m17d | 4m 7d | 1m 2d-9m16d | 14m29d | 5m20d | 1m17d-71m16d |
| Jail - Other Conviction | 1 | 1 | - | - | - | 0m19d | 0m19d | None | 9m16d | 9m16d | None | 10m 5d | 10m 5d | None |
| Released on Bail | 8 | 7 | - | - | - | 0m24d | 0m23d | 0m15d-1m 1d | 6m 9d | 5m 1d | 2m 7d-10m 5d | 7m 3d | 5m16d | 3m 0d-11m 5d |
| Total: Murder | 17 | 16 | 4m24d | 4m 8d | 1m 2d-9m 2d | 5m18d | 0m22d | 0m 6d-68m 2d | 5m19d | 5m 1d | 1m 2d-10m 5d | 11m 7d | 5m24d | 1m17d-71m16d |
| Other: | | | | | | | | | | | | | | |
| Jail - Awtg. Plea/Trial | 52 | 52 | 4m 7d | 3m25d | 0m12d-8m28d | 1m19d | 0m15d | 0m 1d-31m10d | 3m23d | 2m27d | 0m 7d-20m14d | 5m17d | 3m14d | 0m28d-34m 7d |
| Jail - Other Conviction | 37 | 36 | - | - | - | 1m21d | 0m18d | 0m 5d-9m24d | 6m16d | 4m24d | 0m12d-25m11d | 8m 7d | 5m24d | 0m29d-28m29d |
| Released on Bail | 231 | 229 | - | - | - | 1m10d | 0m21d | 0m 2d-33m21d | 10m 1d | 8m 2d | 0m 0d-103m20d | 11m11d | 9m 5d | 0m17d-103m29d |
| R.O.R. | 48 | 45 | - | - | - | 0m27d | 0m22d | 0m 6d-2m14d | 8m12d | 7m 8d | 0m27d-30m13d | 9m 9d | 8m 2d | 2m 3d-30m21d |
| Total: Other | 368 | 362 | 4m 7d | 3m25d | 0m12d-8m28d | 1m11d | 0m20d | 0m 1d-33m21d | 8m18d | 6m22d | 0m 0d-103m20d | 9m29d | 7m27d | 0m17d-103m29d |
| Total Cases: | 385 | 378 | 4m 9d | 3m25d | 0m12d-9m 2d | 1m16d | 0m21d | 0m 1d-68m 2d | 8m14d | 6m20d | 0m 0d-103m20d | 10m 0d | 7m23d | 0m17d-103m29d |

* Information from different counties was not uniformly reported as to whether the defendant was in jail awaiting plea or trial or in jail on another conviction.

** As to population, 1970 U.S. Census: Bergen, Camden, Essex, Hudson, Middlesex, Monmouth, Passaic, Union. Also coincides with estimated population, 7/1/76, official State estimates by Office of Business Economics, N.J. Department of Labor & Industry.

Note: When "None" is used in place of the range, there is either a single case (time interval) in that category or 2 or more cases with the same time interval.

DEFENDANTS ON WHOM CRIMINAL TRIALS COMMENCED DURING MARCH, 1977

| | Number of Indictments & Accusations On Which Trial Commenced This Month | Number of Defendants | THE UNIT FOR THESE SECTIONS IS THE DEFENDANT, REGARDLESS OF THE NUMBER OF INDICTMENTS OR ACCUSATIONS AGAINST HIM | | | | | | | | | | | |
|-------------------------|---|----------------------|--|--------|-----------------|--|--------|------------------|--|--------|------------------|---|--------|-------------------|
| | | | * TIME INTERVALS ARE COMPUTED FROM THE DATE OF FILING OF THE OLDEST INDICTMENT OR ACCUSATION ON WHICH TRIAL COMMENCED THIS MONTH | | | | | | | | | | | |
| | | | Length of Continuous Incarceration or Other Committal Awaiting Commencement of This Month's Trial | | | Period From Indictment or Accusation To First Plea | | | Period From Not Guilty Plea To Commencement of Trial | | | Period From Indictment or Accusation To Commencement of Trial | | |
| | | | Mean | Median | Range | Mean | Median | Range | Mean | Median | Range | Mean | Median | Range |
| ATLANTIC | | | | | | | | | | | | | | |
| Murder: | | | | | | | | | | | | | | |
| Jail - Awtg. Plea/Trial | 1 | 1 | 3m 5d | 3m 5d | None | 0m20d | 0m20d | None | 2m18d | 2m18d | None | 3m 8d | 3m 8d | None |
| Total: Murder | 1 | 1 | 3m 5d | 3m 5d | None | 0m20d | 0m20d | None | 2m18d | 2m18d | None | 3m 8d | 3m 8d | None |
| Other: | | | | | | | | | | | | | | |
| Jail - Awtg. Plea/Trial | 1 | 1 | 2m21d | 2m21d | None | 0m15d | 0m15d | None | 10m 3d | 10m 3d | None | 10m18d | 10m18d | None |
| Released on Bail | 9 | 9 | - | - | - | 0m16d | 0m11d | 0m 4d- 1m11d | 6m 3d | 6m 2d | 1m23d- 11m28d | 6m19d | 6m22d | 2m 3d- 12m 6d |
| Total: Other | 10 | 10 | 2m21d | 2m21d | None | 0m16d | 0m12d | 0m 4d- 1m11d | 6m15d | 6m 5d | 1m23d- 11m28d | 7m 1d | 7m 2d | 2m 3d- 12m 6d |
| Total Cases: | 11 | 11 | 2m28d | 2m28d | 2m21d- 3m 5d | 0m16d | 0m14d | 0m 4d- 1m11d | 6m 5d | 6m 2d | 1m23d- 11m28d | 6m21d | 6m22d | 2m 3d- 12m 6d |
| BERGEN | | | | | | | | | | | | | | |
| Murder: | 0 | 0 | - | - | - | - | - | - | - | - | - | - | - | - |
| Other: | | | | | | | | | | | | | | |
| Jail - Awtg. Plea/Trial | 2 | 2 | 1m20d | 1m20d | 1m11d- 1m29d | 8m12d | 8m12d | 1m26d- 14m29d | 22m20d | 22m20d | 1m17d- 43m24d | 31m 3d | 31m 3d | 16m16d- 45m20d |
| Jail - Other Conviction | 2 | 2 | - | - | - | 1m14d | 1m14d | 0m15d- 2m13d | 9m13d | 9m13d | 6m25d- 12m 2d | 10m27d | 10m27d | 7m10d- 14m15d |
| Released on Bail | 15 | 15 | - | - | - | 0m28d | 0m17d | 0m14d- 4m28d | 6m25d | 7m 8d | 2m21d- 10m28d | 7m23d | 7m24d | 3m 5d- 13m24d |
| R.O.R. | 8 | 8 | - | - | - | 0m17d | 0m16d | 0m13d- 0m26d | 5m15d | 4m 1d | 1m 6d- 11m 5d | 6m 3d | 4m18d | 1m22d- 11m20d |
| Total: Other | 27 | 27 | 1m20d | 1m20d | 1m11d- 1m29d | 1m13d | 0m17d | 0m13d- 14m29d | 7m24d | 7m 8d | 1m 6d- 43m24d | 9m 7d | 7m24d | 1m22d- 45m20d |
| Total Cases: | 27 | 27 | 1m20d | 1m20d | 1m11d- 1m29d | 1m13d | 0m17d | 0m13d- 14m29d | 7m24d | 7m 8d | 1m 6d- 43m24d | 9m 7d | 7m24d | 1m22d- 45m20d |

DEFENDANTS ON WHOM CRIMINAL TRIALS COMMENCED DURING MARCH, 1977

| | | THE UNIT FOR THESE SECTIONS IS THE DEFENDANT, REGARDLESS OF THE NUMBER OF INDICTMENTS OR ACCUSATIONS AGAINST HIM | | | | | | | | | | | | | |
|-------------------------|--|--|----------------------|--|--------|-----------------|--|--------|------------------|--|--------|-------------------|---|--------|-------------------|
| | | Number of Indictments & Accusations On Which Trial Commenced This Month | Number of Defendants | * TIME INTERVALS ARE COMPUTED FROM THE DATE OF FILING OF THE OLDEST INDICTMENT OR ACCUSATION ON WHICH TRIAL COMMENCED THIS MONTH | | | | | | | | | | | |
| | | | | Length of Continuous Incarceration or Other Committal Awaiting Commencement of This Month's Trial | | | Period From Indictment or Accusation To First Plea | | | Period From Not Guilty Plea To Commencement of Trial | | | Period From Indictment or Accusation To Commencement of Trial | | |
| | | | | Mean | Median | Range | Mean | Median | Range | Mean | Median | Range | Mean | Median | Range |
| BURLINGTON | | | | | | | | | | | | | | | |
| Murder: | | | | | | | | | | | | | | | |
| Released on Bail | | 1 | 1 | - | - | - | 0m 7d | 0m 7d | None | 13m 6d | 13m 6d | None | 13m13d | 13m13d | None |
| Total: Murder | | 1 | 1 | - | - | - | 0m 7d | 0m 7d | None | 13m 6d | 13m 6d | None | 13m13d | 13m13d | None |
| Other: | | | | | | | | | | | | | | | |
| Released on Bail | | 18 | 13 | - | - | - | 1m10d | 0m25d | 0m 1d- 8m16d | 11m 6d | 9m 6d | 0m 7d- 26m11d | 12m16d | 10m 1d | 0m19d- 27m12d |
| R.O.R. | | 3 | 2 | - | - | - | 0m24d | 0m24d | 0m24d- 0m25d | 11m13d | 11m13d | 11m 6d- 11m21d | 12m 8d | 12m 8d | 12m 1d- 12m15d |
| Total: Other | | 21 | 15 | - | - | - | 1m 8d | 0m25d | 0m 1d- 8m16d | 11m 7d | 9m13d | 0m 7d- 26m11d | 12m15d | 11m 2d | 0m19d- 27m12d |
| Total Cases: | | 22 | 16 | - | - | - | 1m 6d | 0m24d | 0m 1d- 8m16d | 11m10d | 10m 9d | 0m 7d- 26m11d | 12m17d | 11m16d | 0m19d- 27m12d |
| CAMDEN | | | | | | | | | | | | | | | |
| Murder: | | | | | | | | | | | | | | | |
| Released on Bail | | 2 | 2 | - | - | - | 0m15d | 0m15d | 0m 9d- 0m22d | 8m18d | 8m18d | 2m22d- 14m14d | 9m 3d | 9m 3d | 3m 1d- 15m 6d |
| Total: Murder | | 2 | 2 | - | - | - | 0m15d | 0m15d | 0m 9d- 0m22d | 8m18d | 8m18d | 2m22d- 14m14d | 9m 3d | 9m 3d | 3m 1d- 15m 6d |
| Other: | | | | | | | | | | | | | | | |
| Jail - Awtg. Plea/Trial | | 4 | 4 | 2m19d | 2m17d | 0m19d- 4m25d | 2m29d | 1m 9d | 0m15d- 8m25d | 9m26d | 8m27d | 2m12d- 19m 7d | 12m25d | 13m 3d | 4m24d- 20m12d |
| Jail - Other Conviction | | 1 | 1 | - | - | - | 0m16d | 0m16d | None | 17m 1d | 17m 1d | None | 17m17d | 17m17d | None |
| Released on Bail | | 24 | 24 | - | - | - | 2m22d | 1m14d | 0m15d- 17m19d | 12m 6d | 9m13d | 1m14d- 54m16d | 14m29d | 11m24d | 3m 0d- 55m 1d |
| R.O.R. | | 1 | 1 | - | - | - | 1m12d | 1m12d | None | 3m12d | 3m12d | None | 4m24d | 4m24d | None |
| Total: Other | | 30 | 30 | 2m19d | 2m17d | 0m19d- 4m25d | 2m20d | 1m12d | 0m15d- 17m19d | 11m23d | 9m13d | 1m14d- 54m16d | 14m13d | 11m24d | 3m 0d- 55m 1d |
| Total Cases: | | 32 | 32 | 2m19d | 2m17d | 0m19d- 4m25d | 2m16d | 1m12d | 0m 9d- 17m19d | 11m17d | 9m13d | 1m14d- 54m16d | 14m 3d | 11m24d | 3m 0d- 55m 1d |

DEFENDANTS ON WHOM CRIMINAL TRIALS COMMENCED DURING MARCH, 1977

| | Number of Indictments & Accusations On Which Trial Commenced This Month | Number of Defendants | THE UNIT FOR THESE SECTIONS IS THE DEFENDANT, REGARDLESS OF THE NUMBER OF INDICTMENTS OR ACCUSATIONS AGAINST HIM | | | | | | | | | | | |
|-----------------------------------|---|----------------------|--|--------|-------|--|--------|-----------------|--|--------|------------------|---|--------|------------------|
| | | | * TIME INTERVALS ARE COMPUTED FROM THE DATE OF FILING OF THE OLDEST INDICTMENT OR ACCUSATION ON WHICH TRIAL COMMENCED THIS MONTH | | | | | | | | | | | |
| | | | Length of Continuous Incarceration or Other Committal Awaiting Commencement of This Month's Trial | | | Period From Indictment or Accusation To First Plea | | | Period From Met Guilty Plea To Commencement of Trial | | | Period From Indictment or Accusation To Commencement of Trial | | |
| | | | Mean | Median | Range | Mean | Median | Range | Mean | Median | Range | Mean | Median | Range |
| CAPE MAY Murder: | 0 | 0 | - | - | - | - | - | - | - | - | - | - | - | - |
| Other: Jail - Awtg. Plea/Trial | 8 | 1 | 4m 1d | 4m 1d | None | 0m14d | 0m14d | None | 2m 1d | 2m 1d | None | 2m15d | 2m15d | None |
| Total: Other | 8 | 1 | 4m 1d | 4m 1d | None | 0m14d | 0m14d | None | 2m 1d | 2m 1d | None | 2m15d | 2m15d | None |
| Total Cases: | 8 | 1 | 4m 1d | 4m 1d | None | 0m14d | 0m14d | None | 2m 1d | 2m 1d | None | 2m15d | 2m15d | None |
| CUMBERLAND Murder: | | | | | | | | | | | | | | |
| Released on Bail | 1 | 1 | - | - | - | 0m17d | 0m17d | None | 5m 6d | 5m 6d | None | 5m23d | 5m23d | None |
| Total: Murder | 1 | 1 | - | - | - | 0m17d | 0m17d | None | 5m 6d | 5m 6d | None | 5m23d | 5m23d | None |
| Other: Jail - Awtg. Plea/Trial | 1 | 1 | 4m 5d | 4m 5d | None | 0m20d | 0m20d | None | 2m25d | 2m25d | None | 3m15d | 3m15d | None |
| Jail - Other Conviction | 2 | 2 | - | - | - | 0m24d | 0m24d | 0m 9d- 1m10d | 11m 2d | 11m 2d | 8m14d- 13m20d | 11m26d | 11m26d | 8m23d- 15m 0d |
| Released on Bail | 4 | 4 | - | - | - | 0m20d | 0m19d | 0m19d- 0m22d | 9m 3d | 6m26d | 4m22d- 17m29d | 9m23d | 7m17d | 5m11d- 18m19d |
| Total: Other | 7 | 7 | 4m 5d | 4m 5d | None | 0m21d | 0m20d | 0m 9d- 1m10d | 8m23d | 7m26d | 2m25d- 17m29d | 9m15d | 8m18d | 3m15d- 18m19d |
| Total Cases: | 8 | 8 | 4m 5d | 4m 5d | None | 0m21d | 0m19d | 0m 9d- 1m10d | 8m10d | 6m26d | 2m25d- 17m29d | 9m 1d | 7m17d | 3m15d- 18m19d |

DEFENDANTS ON WHOM CRIMINAL TRIALS COMMENCED DURING MARCH, 1977

| THE UNIT FOR THESE SECTIONS IS THE DEFENDANT, REGARDLESS OF THE NUMBER OF INDICTMENTS OR ACCUSATIONS AGAINST HIM | | | | | | | | | | | | | | |
|--|----------------------|--|--------|-------|--|--------|-------|--|--------|--------|---|--------|--------|--------------|
| Number of Indictments & Accusations On Which Trial Commenced This Month | Number of Defendants | * TIME INTERVALS ARE COMPUTED FROM THE DATE OF FILING OF THE OLDEST INDICTMENT OR ACCUSATION ON WHICH TRIAL COMMENCED THIS MONTH | | | | | | | | | | | | |
| | | Length of Continuous Incarceration or Other Committal Awaiting Commencement of This Month's Trial | | | Period From Indictment or Accusation To First Plea | | | Period From Not Guilty Plea To Commencement of Trial | | | Period From Indictment or Accusation To Commencement of Trial | | | |
| | | Mean | Median | Range | Mean | Median | Range | Mean | Median | Range | Mean | Median | Range | |
| ESSEX | | | | | | | | | | | | | | |
| Murder: | | | | | | | | | | | | | | |
| Jail - Awtg. Plea/Trial | 7 | 7 | 4m17d | 4m13d | 2m16d-7m19d | 4m17d | 0m15d | 0m11d-29m 2d | 2m20d | 2m27d | 0m20d-4m12d | 7m 8d | 3m27d | 1m13d-31m 8d |
| Jail - Other Conviction | 1 | 1 | - | - | - | 0m26d | 0m26d | None | 2m23d | 2m23d | None | 3m19d | 3m19d | None |
| Released on Bail | 1 | 1 | - | - | - | 0m27d | 0m27d | None | 3m 7d | 3m 7d | None | 4m 4d | 4m 4d | None |
| Total: Murder | 9 | 9 | 4m17d | 4m13d | 2m16d-7m19d | 3m23d | 0m15d | 0m11d-29m 2d | 2m22d | 2m27d | 0m20d-4m12d | 6m15d | 3m27d | 1m13d-31m 8d |
| Other: | | | | | | | | | | | | | | |
| Jail - Awtg. Plea/Trial | 26 | 26 | 3m15d | 3m13d | 0m 4d-7m11d | 1m18d | 0m15d | 0m 7d-13m 9d | 2m 4d | 1m23d | 0m 0d-5m 7d | 3m22d | 2m14d | 1m15d-14m26d |
| Jail - Other Conviction | 7 | 5 | - | - | - | 2m14d | 0m20d | 0m18d-7m10d | 12m10d | 14m29d | 1m 7d-18m 0d | 14m24d | 15m18d | 1m25d-25m 2d |
| Released on Bail | 59 | 59 | - | - | - | 1m11d | 0m20d | 0m 4d-25m29d | 7m 7d | 7m 0d | 0m28d-20m16d | 8m18d | 7m25d | 1m24d-26m27d |
| R.O.R. | 23 | 23 | - | - | - | 4m 5d | 1m 1d | 0m15d-37m27d | 8m 1d | 2m13d | 0m10d-58m13d | 12m 6d | 5m22d | 1m19d-59m 1d |
| Total: Other | 115 | 113 | 3m15d | 3m13d | 0m 4d-7m11d | 2m 1d | 0m20d | 0m 4d-37m27d | 6m13d | 4m 1d | 0m 0d-58m13d | 8m15d | 5m 9d | 1m15d-59m 1d |
| Total Cases: | 124 | 122 | 3m22d | 3m17d | 0m 4d-7m19d | 2m 5d | 0m20d | 0m 4d-37m27d | 6m 5d | 3m22d | 0m 0d-58m13d | 8m10d | 4m28d | 1m13d-59m 1d |
| GLOUCESTER | | | | | | | | | | | | | | |
| Murder: | | | | | | | | | | | | | | |
| Jail - Awtg. Plea/Trial | 1 | 1 | 9m 1d | 9m 1d | None | 0m 9d | 0m 9d | None | 7m14d | 7m14d | None | 7m23d | 7m23d | None |
| Total: Murder | 1 | 1 | 9m 1d | 9m 1d | None | 0m 9d | 0m 9d | None | 7m14d | 7m14d | None | 7m23d | 7m23d | None |
| Other: | | | | | | | | | | | | | | |
| R.O.R. | 1 | 1 | - | - | - | 0m22d | 0m22d | None | 16m16d | 16m16d | None | 17m 8d | 17m 8d | None |
| Total: Other | 1 | 1 | - | - | - | 0m22d | 0m22d | None | 16m16d | 16m16d | None | 17m 8d | 17m 8d | None |
| Total Cases: | 2 | 2 | 9m 1d | 9m 1d | None | 0m15d | 0m15d | 0m 9d-0m22d | 12m 0d | 12m 0d | 7m14d-16m16d | 12m15d | 12m15d | 7m23d-17m 8d |

DEFENDANTS ON WHOM CRIMINAL TRIALS COMMENCED DURING MARCH, 1977

| | Number of Indictments & Accusations On Which Trial Commenced This Month | THE UNIT FOR THESE SECTIONS IS THE DEFENDANT, REGARDLESS OF THE NUMBER OF INDICTMENTS OR ACCUSATIONS AGAINST HIM | | | | | | | | | | | | |
|-------------------------|---|--|--|--------|-------------|--|--------|--------------|--|--------|---------------|---|--------|---------------|
| | | Number of Defendants | * TIME INTERVALS ARE COMPUTED FROM THE DATE OF FILING OF THE OLDEST INDICTMENT OR ACCUSATION ON WHICH TRIAL COMMENCED THIS MONTH | | | | | | | | | | | |
| | | | Length of Continuous Incarceration or Other Commitment Awaiting Commencement of This Month's Trial | | | Period From Indictment or Accusation To First Plea | | | Period From Not Guilty Plea To Commencement of Trial | | | Period From Indictment or Accusation To Commencement of Trial | | |
| | | | Mean | Median | Range | Mean | Median | Range | Mean | Median | Range | Mean | Median | Range |
| HUDSON | | | | | | | | | | | | | | |
| Murder: | | | | | | | | | | | | | | |
| Jail - Awtg. Plea/Trial | 2 | 2 | 2m12d | 2m12d | 0m20d-4m 4d | 6m19d | 6m19d | 1m 1d-12m 7d | 6m11d | 6m11d | 2m 1d-10m22d | 13m 0d | 13m 0d | 11m23d-14m 8d |
| Released on Bail | 1 | 1 | - | - | - | 0m14d | 0m14d | None | 7m12d | 7m12d | None | 7m26d | 7m26d | None |
| Total: Murder | 3 | 3 | 2m12d | 2m12d | 0m20d-4m 4d | 4m17d | 1m 1d | 0m14d-12m 7d | 6m22d | 7m12d | 2m 1d-10m22d | 11m 9d | 11m23d | 7m26d-14m 8d |
| Other: | | | | | | | | | | | | | | |
| Jail - Other Conviction | 3 | 3 | - | - | - | 2m15d | 2m 8d | 0m29d-4m 8d | 17m17d | 15m14d | 14m28d-22m 9d | 20m 2d | 19m22d | 15m27d-24m17d |
| Released on Bail | 31 | 31 | - | - | - | 2m14d | 1m 0d | 0m14d-22m 0d | 14m15d | 12m 7d | 5m16d-31m12d | 16m29d | 13m11d | 6m 1d-32m 8d |
| R.O.R. | 10 | 10 | - | - | - | 1m18d | 0m28d | 0m14d-3m26d | 18m12d | 16m17d | 1m23d-31m13d | 20m 0d | 18m22d | 4m 4d-32m 4d |
| Total: Other | 44 | 44 | - | - | - | 2m 8d | 0m29d | 0m14d-22m 0d | 15m18d | 12m10d | 1m23d-31m13d | 17m26d | 14m28d | 4m 4d-32m 8d |
| Total Cases: | 47 | 47 | 2m12d | 2m12d | 0m20d-4m 4d | 2m13d | 1m 0d | 0m14d-22m 0d | 15m 1d | 12m 7d | 1m23d-31m13d | 17m14d | 14m 8d | 4m 4d-32m 8d |
| HUNTERDON | | | | | | | | | | | | | | |
| Murder: | 0 | 0 | - | - | - | - | - | - | - | - | - | - | - | - |
| Other: | | | | | | | | | | | | | | |
| Jail - Other Conviction | 2 | 2 | - | - | - | 0m12d | 0m12d | 0m 4d-0m20d | 4m 2d | 4m 2d | 3m21d-4m13d | 4m14d | 4m14d | 4m11d-4m17d |
| Total: Other | 2 | 2 | - | - | - | 0m12d | 0m12d | 0m 4d-0m20d | 4m 2d | 4m 2d | 3m21d-4m13d | 4m14d | 4m14d | 4m11d-4m17d |
| Total Cases: | 2 | 2 | - | - | - | 0m12d | 0m12d | 0m 4d-0m20d | 4m 2d | 4m 2d | 3m21d-4m13d | 4m14d | 4m14d | 4m11d-4m17d |

DEFENDANTS ON WHOM CRIMINAL TRIALS COMMENCED DURING MARCH, 1977

| | Number of Indictments & Accusations On Which Trial Commenced This Month | Number of Defendants | THE UNIT FOR THESE SECTIONS IS THE DEFENDANT, REGARDLESS OF THE NUMBER OF INDICTMENTS OR ACCUSATIONS AGAINST HIM | | | | | | | | | | | | | |
|-------------------------|---|----------------------|--|--------|--------|--|--------|-------|--|-----------------|--------|---|------------------|--------|--------|------------------|
| | | | * TIME INTERVALS ARE COMPUTED FROM THE DATE OF FILING OF THE OLDEST INDICTMENT OR ACCUSATION ON WHICH TRIAL COMMENCED THIS MONTH | | | | | | | | | | | | | |
| | | | Length of Continuous Incarceration or Other Committal Awaiting Commencement of This Month's Trial | | | Period From Indictment or Accusation To First Plea | | | Period From Not Guilty Plea To Commencement of Trial | | | Period From Indictment or Accusation To Commencement of Trial | | | | |
| | | | Mean | Median | Range | Mean | Median | Range | Mean | Median | Range | Mean | Median | Range | | |
| <u>MERCER</u> | | | | | | | | | | | | | | | | |
| Murder: | | | | | | | | | | | | | | | | |
| Jail - Other Conviction | | | 1 | 1 | - | - | - | 0m20d | 0m20d | None | 19m28d | 19m28d | None | 20m18d | 20m18d | None |
| Total: Murder | | | 1 | 1 | - | - | - | 0m20d | 0m20d | None | 19m28d | 19m28d | None | 20m18d | 20m18d | None |
| Other: | | | | | | | | | | | | | | | | |
| Jail - Other Conviction | | | 7 | 7 | - | - | - | 1m 5d | 1m 8d | 0m 3d- 2m21d | 10m29d | 11m 2d | 4m 5d- 21m23d | 12m 3d | 12m12d | 4m12d- 24m14d |
| Released on Bail | | | 5 | 5 | - | - | - | 1m10d | 1m17d | 0m 7d- 1m25d | 9m11d | 5m 2d | 3m21d- 25m11d | 10m21d | 6m27d | 3m28d- 27m 5d |
| R.O.R. | | | 2 | 2 | - | - | - | 1m 3d | 1m 3d | 0m24d- 1m12d | 9m 9d | 9m 9d | 4m 6d- 14m12d | 10m12d | 10m12d | 5m18d- 15m 6d |
| Total: Other | | | 14 | 14 | - | - | - | 1m 6d | 1m 9d | 0m 3d- 2m21d | 10m 5d | 9m11d | 3m21d- 25m11d | 11m11d | 10m19d | 3m28d- 27m 5d |
| Total Cases: | | | 15 | 15 | - | - | - | 1m 5d | 1m 8d | 0m 3d- 2m21d | 10m24d | 9m26d | 3m21d- 25m11d | 11m29d | 11m 4d | 3m28d- 27m 5d |
| <u>MIDDLESEX</u> | | | | | | | | | | | | | | | | |
| Murder: | | | | | | | | | | | | | | | | |
| Jail - Awtg. Plea/Trial | | | 1 | 1 | 46m15d | 46m15d | None | 0m10d | 0m10d | None | 45m26d | 45m26d | None | 46m 6d | 46m 6d | None |
| Total: Murder | | | 1 | 1 | 46m15d | 46m15d | None | 0m10d | 0m10d | None | 45m26d | 45m26d | None | 46m 6d | 46m 6d | None |
| Other: | | | | | | | | | | | | | | | | |
| Released on Bail | | | 14 | 14 | - | - | - | 0m27d | 0m24d | 0m14d- 1m21d | 12m18d | 11m23d | 8m10d- 21m17d | 13m15d | 12m24d | 8m24d- 22m 9d |
| R.O.R. | | | 4 | 4 | - | - | - | 1m10d | 0m29d | 0m20d- 2m23d | 10m 5d | 10m13d | 4m12d- 15m12d | 11m15d | 11m 6d | 5m14d- 18m 5d |
| Total: Other | | | 18 | 18 | - | - | - | 1m 0d | 0m24d | 0m14d- 2m23d | 12m 2d | 11m20d | 4m12d- 21m17d | 13m 2d | 12m14d | 5m14d- 22m 9d |
| Total Cases: | | | 19 | 19 | 46m15d | 46m15d | None | 0m29d | 0m24d | 0m10d- 2m23d | 13m25d | 11m20d | 4m12d- 45m26d | 14m24d | 12m14d | 5m14d- 46m 6d |

DEFENDANTS ON WHOM CRIMINAL TRIALS COMMENCED DURING MARCH, 1977

| | Number of Indictments & Accusations On Which Trial Commenced This Month | Number of Defendants | THE UNIT FOR THESE SECTIONS IS THE DEFENDANT, REGARDLESS OF THE NUMBER OF INDICTMENTS OR ACCUSATIONS AGAINST HIM | | | | | | | | | | | |
|-------------------------|---|----------------------|--|--------|-----------------|--|--------|-----------------|--|--------|------------------|---|--------|------------------|
| | | | * TIME INTERVALS ARE COMPUTED FROM THE DATE OF FILING OF THE OLDEST INDICTMENT OR ACCUSATION ON WHICH TRIAL COMMENCED THIS MONTH | | | | | | | | | | | |
| | | | Length of Continuous Incarceration or Other Committal Awaiting Commencement of This Month's Trial | | | Period From Indictment or Accusation to First Plea | | | Period From Not Guilty Plea to Commencement of Trial | | | Period From Indictment or Accusation to Commencement of Trial | | |
| | | | Mean | Median | Range | Mean | Median | Range | Mean | Median | Range | Mean | Median | Range |
| <u>MONMOUTH</u> | | | | | | | | | | | | | | |
| Murder: | | | | | | | | | | | | | | |
| Jail - Awtg. Plea/Trial | 1 | 1 | 3m25d | 3m25d | None | 0m27d | 0m27d | None | 3m24d | 3m24d | None | 4m21d | 4m21d | None |
| Total: Murder | 1 | 1 | 3m25d | 3m25d | None | 0m27d | 0m27d | None | 3m24d | 3m24d | None | 4m21d | 4m21d | None |
| Other: | | | | | | | | | | | | | | |
| Jail - Awtg. Plea/Trial | 2 | 2 | 4m17d | 4m17d | 3m 9d- 5m25d | 0m 3d | 0m 3d | 0m 2d- 0m 4d | 2m 2d | 2m 2d | 1m15d- 2m19d | 2m 5d | 2m 5d | 1m19d- 2m21d |
| Jail - Other Conviction | 4 | 4 | - | - | - | 2m19d | 1m12d | 0m 1d- 7m22d | 4m25d | 5m23d | 1m24d- 6m 1d | 7m14d | 5m24d | 4m17d- 13m23d |
| Released on Bail | 34 | 34 | - | - | - | 0m18d | 0m18d | 0m 1d- 1m11d | 5m12d | 5m23d | 0m 8d- 1m12d | 6m 0d | 5m26d | 1m19d- 12m 6d |
| R.O.R. | 13 | 13 | - | - | - | 0m20d | 0m16d | 0m 6d- 1m 6d | 8m17d | 5m28d | 2m 3d- 30m 3d | 9m 7d | 7m 4d | 3m 0d- 31m 5d |
| Total: Other | 53 | 53 | 4m17d | 4m17d | 3m 9d- 5m25d | 0m23d | 0m17d | 0m 1d- 7m22d | 6m 0d | 5m23d | 0m 8d- 30m 3d | 6m23d | 5m24d | 1m19d- 31m 5d |
| Total Cases: | 54 | 54 | 4m10d | 3m25d | 3m 9d- 5m25d | 0m23d | 0m17d | 0m 1d- 7m22d | 5m29d | 5m23d | 0m 8d- 30m 3d | 6m21d | 5m24d | 1m19d- 31m 5d |
| <u>MORRIS</u> | | | | | | | | | | | | | | |
| Murder: | | | | | | | | | | | | | | |
| Jail - Awtg. Plea/Trial | 1 | 1 | 4m27d | 4m27d | None | 0m 3d | 0m 3d | None | 4m18d | 4m18d | None | 4m21d | 4m21d | None |
| Total: Murder | 1 | 1 | 4m27d | 4m27d | None | 0m 3d | 0m 3d | None | 4m18d | 4m18d | None | 4m21d | 4m21d | None |
| Other: | | | | | | | | | | | | | | |
| Released on Bail | 2 | 2 | - | - | - | 0m23d | 0m23d | 0m16d- 1m 1d | 2m16d | 2m16d | None | 3m 9d | 3m 9d | None |
| R.O.R. | 3 | 3 | - | - | - | 1m13d | 0m23d | 0m15d- 3m 1d | 10m 7d | 2m21d | 2m 8d- 25m21d | 11m20d | 3m 6d | 3m 1d- 28m22d |
| Total: Other | 5 | 5 | - | - | - | 1m 5d | 0m23d | 0m15d- 3m 1d | 7m 4d | 2m16d | 2m 8d- 25m21d | 8m10d | 3m 6d | 3m 1d- 28m22d |
| Total Cases: | 6 | 6 | 4m27d | 4m27d | None | 1m 0d | 0m19d | 0m 3d- 3m 1d | 6m22d | 2m18d | 2m 8d- 25m21d | 7m21d | 3m11d | 3m 1d- 28m22d |

DEFENDANTS ON WHOM CRIMINAL TRIALS COMMENCED DURING MARCH, 1977

| | Number of Indictments & Accusations On Which Trial Commenced This Month | Number of Defendants | THE UNIT FOR THESE SECTIONS IS THE DEFENDANT, REGARDLESS OF THE NUMBER OF INDICTMENTS OR ACCUSATIONS AGAINST HIM | | | | | | | | | | | |
|-------------------------|---|----------------------|--|--------|-------------|--|--------|--------------|--|--------|--------------|---|--------|--------------|
| | | | * TIME INTERVALS ARE COMPUTED FROM THE DATE OF FILING OF THE OLDEST INDICTMENT OR ACCUSATION ON WHICH TRIAL COMMENCED THIS MONTH | | | | | | | | | | | |
| | | | Length of Continuous Incarceration or Other Committal Awaiting Commencement of This Month's Trial | | | Period From Indictment or Accusation To First Plea | | | Period From Not Guilty Plea To Commencement of Trial | | | Period From Indictment or Accusation To Commencement of Trial | | |
| | | | Mean | Median | Range | Mean | Median | Range | Mean | Median | Range | Mean | Median | Range |
| OCEAN | | | | | | | | | | | | | | |
| Murder: | | | | | | | | | | | | | | |
| Jail - Awtg. Plea/Trial | 1 | 1 | 5m28d | 5m28d | None | 1m 5d | 1m 5d | None | 4m11d | 4m11d | None | 5m16d | 5m16d | None |
| Total: Murder | 1 | 1 | 5m28d | 5m28d | None | 1m 5d | 1m 5d | None | 4m11d | 4m11d | None | 5m16d | 5m16d | None |
| Other: | | | | | | | | | | | | | | |
| Jail - Awtg. Plea/Trial | 1 | 1 | 0m21d | 0m21d | None | 1m 7d | 1m 7d | None | 7m14d | 7m14d | None | 8m21d | 8m21d | None |
| Released on Bail | 21 | 21 | - | - | - | 1m27d | 0m24d | 0m13d-11m11d | 11m 0d | 10m19d | 2m 8d-25m 1d | 12m26d | 12m 5d | 8m 1d-25m22d |
| R.O.R. | 1 | 1 | - | - | - | 3m 8d | 3m 8d | None | 17m 4d | 17m 4d | None | 20m12d | 20m12d | None |
| Total: Other | 23 | 23 | 0m21d | 0m21d | None | 1m28d | 1m 2d | 0m13d-11m11d | 11m 3d | 10m19d | 2m 8d-25m 1d | 13m 1d | 12m 5d | 8m 1d-25m22d |
| Total Cases: | 24 | 24 | 3m 9d | 3m 9d | 0m21d-5m28d | 1m27d | 1m 2d | 0m13d-11m11d | 10m25d | 10m 5d | 2m 8d-25m 1d | 12m21d | 12m 2d | 5m16d-25m22d |
| PASSAIC | | | | | | | | | | | | | | |
| Murder: | 0 | 0 | - | - | - | - | - | - | - | - | - | - | - | - |
| Other: | | | | | | | | | | | | | | |
| Jail - Awtg. Plea/Trial | 16 | 14 | 3m19d | 3m 6d | 0m21d-9m 7d | 1m15d | 0m 6d | 0m 2d-18m 5d | 2m16d | 2m 9d | 0m25d-7m23d | 4m 1d | 2m21d | 0m29d-20m26d |
| Released on Bail | 31 | 31 | - | - | - | 0m23d | 0m 9d | 0m 2d-11m 4d | 3m28d | 3m15d | 1m 0d-9m11d | 4m21d | 3m25d | 1m 9d-16m 4d |
| R.O.R. | 4 | 4 | - | - | - | 0m10d | 0m10d | 0m 3d-0m15d | 4m11d | 3m23d | 2m 3d-7m24d | 4m20d | 3m28d | 2m18d-8m 8d |
| Total: Other | 51 | 49 | 3m19d | 3m 6d | 0m21d-9m 7d | 0m28d | 0m 8d | 0m 2d-18m 5d | 3m17d | 2m29d | 0m25d-9m11d | 4m15d | 3m19d | 0m29d-20m26d |
| Total Cases: | 51 | 49 | 3m19d | 3m 6d | 0m21d-9m 7d | 0m28d | 0m 8d | 0m 2d-18m 5d | 3m17d | 2m29d | 0m25d-9m11d | 4m15d | 3m19d | 0m29d-20m26d |

DEFENDANTS ON WHOM CRIMINAL TRIALS COMMENCED DURING MARCH, 1977

| | | THE UNIT FOR THESE SECTIONS IS THE DEFENDANT, REGARDLESS OF THE NUMBER OF INDICTMENTS OR ACCUSATIONS AGAINST HIM | | | | | | | | | | | | | |
|-------------------------|--|--|----------------------|--|--------|-------------|--|--------|-------------|--|--------|---------------|---|--------|---------------|
| | | Number of Indictments & Accusations On Which Trial Commenced This Month | Number of Defendants | ★ TIME INTERVALS ARE COMPUTED FROM THE DATE OF FILING OF THE OLDEST INDICTMENT OR ACCUSATION ON WHICH TRIAL COMMENCED THIS MONTH | | | | | | | | | | | |
| | | | | Length of Continuous Incarceration or Other Commital Awaiting Commencement of This Month's Trial | | | Period From Indictment or Accusation To First Plea | | | Period From Not Guilty Plea To Commencement of Trial | | | Period From Indictment or Accusation To Commencement of Trial | | |
| | | | | Mean | Median | Range | Mean | Median | Range | Mean | Median | Range | Mean | Median | Range |
| SALEM | | | | | | | | | | | | | | | |
| Murder: | | | | | | | | | | | | | | | |
| Jail - Awtg. Plea/Trial | | 4 | 4 | 7m12d | 7m21d | 6m15d-7m21d | 1m 3d | 0m27d | 0m25d-1m25d | 4m20d | 5m 0d | 3m18d-5m 2d | 5m23d | 5m27d | 5m13d-5m27d |
| Total: Murder | | 4 | 4 | 7m12d | 7m21d | 6m15d-7m21d | 1m 3d | 0m27d | 0m25d-1m25d | 4m20d | 5m 0d | 3m18d-5m 2d | 5m23d | 5m27d | 5m13d-5m27d |
| Other: | | | | | | | | | | | | | | | |
| Jail - Awtg. Plea/Trial | | 2 | 2 | 2m 7d | 2m 7d | 0m15d-4m 0d | 0m21d | 0m21d | 0m 8d-1m 4d | 25m12d | 25m12d | 11m26d-38m28d | 26m 3d | 26m 3d | 12m 4d-40m 2d |
| Jail - Other Conviction | | 3 | 3 | - | - | - | 0m 7d | 0m 8d | 0m 0d-0m14d | 9m23d | 11m26d | 4m29d-12m13d | 10m 0d | 12m 4d | 4m29d-12m27d |
| Released on Bail | | 1 | 1 | - | - | - | 0m 9d | 0m 9d | None | 19m24d | 19m24d | None | 20m 3d | 20m 3d | None |
| Total: Other | | 6 | 6 | 2m 7d | 2m 7d | 0m15d-4m 0d | 0m12d | 0m 8d | 0m 0d-1m 4d | 16m19d | 12m 4d | 4m29d-38m28d | 17m 1d | 12m15d | 4m29d-40m 2d |
| Total Cases: | | 10 | 10 | 5m20d | 7m 3d | 0m15d-7m21d | 0m21d | 0m19d | 0m 0d-1m25d | 11m26d | 8m14d | 3m18d-38m28d | 12m16d | 9m 0d | 4m29d-40m 2d |
| SOMERSET | | | | | | | | | | | | | | | |
| Murder: | | 0 | 0 | - | - | - | - | - | - | - | - | - | - | - | - |
| Other: | | | | | | | | | | | | | | | |
| Jail - Awtg. Plea/Trial | | 1 | 1 | 4m26d | 4m26d | None | 0m 9d | 0m 9d | None | 3m 4d | 3m 4d | None | 3m13d | 3m13d | None |
| Jail - Other Conviction | | 1 | 1 | - | - | - | 8m22d | 8m22d | None | 0m 0d | 0m 0d | None | 8m22d | 8m22d | None |
| Released on Bail | | 7 | 7 | - | - | - | 0m13d | 0m 9d | 0m 2d-1m 6d | 6m18d | 7m16d | 3m 4d-9m25d | 7m 1d | 7m25d | 3m13d-10m11d |
| R.O.R. | | 2 | 2 | - | - | - | 0m 9d | 0m 9d | None | 5m 7d | 5m 7d | 4m29d-5m15d | 5m16d | 5m16d | 5m 8d-5m24d |
| Total: Other | | 11 | 11 | 4m26d | 4m26d | None | 1m 4d | 0m 9d | 0m 2d-8m22d | 5m13d | 5m15d | 0m 0d-9m25d | 6m18d | 5m24d | 3m13d-10m11d |
| Total Cases: | | 11 | 11 | 4m26d | 4m26d | None | 1m 4d | 0m 9d | 0m 2d-8m22d | 5m13d | 5m15d | 0m 0d-9m25d | 6m18d | 5m24d | 3m13d-10m11d |

DEFENDANTS ON WHOM CRIMINAL TRIALS COMMENCED DURING MARCH, 1977

| | Number of Indictments & Accusations On Which Trial Commenced This Month | Number of Defendants | THE UNIT FOR THESE SECTIONS IS THE DEFENDANT, REGARDLESS OF THE NUMBER OF INDICTMENTS OR ACCUSATIONS AGAINST HIM | | | | | | | | | | | |
|-------------------------|---|----------------------|--|--------|-------------|--|--------|--------------|--|--------|--------------|---|--------|--------------|
| | | | * TIME INTERVALS ARE COMPUTED FROM THE DATE OF FILING OF THE OLDEST INDICTMENT OR ACCUSATION ON WHICH TRIAL COMMENCED THIS MONTH | | | | | | | | | | | |
| | | | Length of Continuous Incarceration or Other Committal Awaiting Commencement of Trial | | | Period From Indictment or Accusation To First Plea | | | Period From Not Guilty Plea To Commencement of Trial | | | Period From Indictment or Accusation To Commencement of Trial | | |
| | | | Mean | Median | Range | Mean | Median | Range | Mean | Median | Range | Mean | Median | Range |
| <u>SUSSEX</u> | | | | | | | | | | | | | | |
| No Cases | - | - | - | - | - | - | - | - | - | - | - | - | - | - |
| <u>UNION</u> | | | | | | | | | | | | | | |
| Murder: | | | | | | | | | | | | | | |
| Released on Bail | 1 | 1 | - | - | - | 1m 7d | 1m 7d | None | 7m21d | 7m21d | None | 8m28d | 8m28d | None |
| Total: Murder | 1 | 1 | - | - | - | 1m 7d | 1m 7d | None | 7m21d | 7m21d | None | 8m28d | 8m28d | None |
| Other: | | | | | | | | | | | | | | |
| Jail - Awtg. Plea/Trial | 3 | 3 | 2m22d | 2m23d | 2m17d-2m25d | 6m12d | 0m10d | 0m 6d-18m20d | 1m20d | 1m23d | 0m28d-2m 8d | 8m 2d | 2m 3d | 1m 4d-20m28d |
| Jail - Other Conviction | 1 | 1 | - | - | - | 0m24d | 0m24d | None | 5m 0d | 5m 0d | None | 5m24d | 5m24d | None |
| Released on Bail | 20 | 20 | - | - | - | 1m29d | 0m24d | 0m 1d-22m17d | 7m 1d | 5m 8d | 2m 9d-16m22d | 9m 0d | 6m24d | 3m 2d-27m19d |
| Total: Other | 24 | 24 | 2m22d | 2m23d | 2m17d-2m25d | 2m14d | 0m24d | 0m 1d-22m17d | 6m 8d | 4m29d | 0m28d-16m22d | 8m23d | 6m 8d | 1m 4d-27m19d |
| Total Cases: | 25 | 25 | 2m22d | 2m23d | 2m17d-2m25d | 2m13d | 0m24d | 0m 1d-22m17d | 6m10d | 5m 0d | 0m28d-16m22d | 8m23d | 6m 8d | 1m 4d-27m19d |
| <u>WARREN</u> | | | | | | | | | | | | | | |
| No Cases | - | - | - | - | - | - | - | - | - | - | - | - | - | - |

DEFENDANTS ON WHOM CRIMINAL TRIALS COMMENCED DURING MARCH, 1977

| | | THE UNIT FOR THESE SECTIONS IS THE DEFENDANT, REGARDLESS OF THE NUMBER OF INDICTMENTS OR ACCUSATIONS AGAINST HIM | | | | | | | | | | | | | |
|-------------------------|-----|--|----------------------|--|--------------|-------|--|--------------|--------|--|--------------|--------|---|--------------|-------|
| | | Number of Indictments & Accusations On Which Trial Commenced This Month | Number of Defendants | * TIME INTERVALS ARE COMPUTED FROM THE DATE OF FILING OF THE OLDEST INDICTMENT OR ACCUSATION ON WHICH TRIAL COMMENCED THIS MONTH | | | | | | | | | | | |
| | | | | Length of Continuous Incarceration or Other Committal Awaiting Commencement of This Month's Trial | | | Period From Indictment or Accusation To First Plea | | | Period From Not Guilty Plea To Commencement of Trial | | | Period From Indictment or Accusation To Commencement of Trial | | |
| | | | | Mean | Median | Range | Mean | Median | Range | Mean | Median | Range | Mean | Median | Range |
| 8 LARGEST COUNTIES ** | | | | | | | | | | | | | | | |
| Murder: | | | | | | | | | | | | | | | |
| Jail - Awtg. Plea/Trial | 11 | 11 | 7m28d | 4m 4d | 0m20d-46m15d | 4m 7d | 0m15d | 0m10d-29m 2d | 7m11d | 3m12d | 0m20d-45m26d | 11m18d | 4m21d | 1m13d-46m 6d | |
| Jail - Other Conviction | 1 | 1 | - | - | - | 0m26d | 0m26d | None | 2m23d | 2m23d | None | 3m19d | 3m19d | None | |
| Released on Bail | 5 | 5 | - | - | - | 0m22d | 0m22d | 0m 9d-1m 7d | 7m 3d | 7m12d | 2m22d-14m14d | 7m25d | 7m26d | 3m 1d-15m 6d | |
| Total: Murder | 17 | 17 | 7m28d | 4m 4d | 0m20d-46m15d | 3m 0d | 0m22d | 0m 9d-29m 2d | 7m 1d | 3m12d | 0m20d-45m26d | 10m 1d | 4m21d | 1m13d-46m 6d | |
| Other: | | | | | | | | | | | | | | | |
| Jail - Awtg. Plea/Trial | 53 | 51 | 3m12d | 3m 6d | 0m 4d-9m 7d | 2m 5d | 0m15d | 0m 2d-18m20d | 3m19d | 1m26d | 0m 0d-43m24d | 5m24d | 2m21d | 0m29d-45m20d | |
| Jail - Other Conviction | 18 | 16 | - | - | - | 2m 5d | 0m26d | 0m 1d-7m22d | 10m27d | 10m26d | 1m 7d-22m 9d | 13m 2d | 14m 4d | 1m25d-25m 2d | |
| Released on Bail | 228 | 228 | - | - | - | 1m14d | 0m22d | 0m 1d-25m29d | 8m 9d | 6m26d | 0m 8d-54m16d | 9m23d | 7m24d | 1m 9d-55m 1d | |
| R.O.R. | 63 | 63 | - | - | - | 2m 4d | 0m25d | 0m 3d-37m27d | 9m 9d | 5m 4d | 0m10d-58m13d | 11m12d | 7m23d | 1m19d-59m 1d | |
| Total: Other | 362 | 358 | 3m12d | 3m 6d | 0m 4d-9m 7d | 1m21d | 0m21d | 0m 1d-37m27d | 7m28d | 5m21d | 0m 0d-58m13d | 9m19d | 7m11d | 0m29d-59m 1d | |
| Total Cases: | 379 | 375 | 4m 6d | 3m 8d | 0m 4d-46m15d | 1m23d | 0m21d | 0m 1d-37m27d | 7m27d | 5m16d | 0m 0d-58m13d | 9m20d | 7m11d | 0m29d-59m 1d | |

DEFENDANTS ON WHOM CRIMINAL TRIALS COMMENCED DURING MARCH, 1977

| | | Number of Indictments & Accusations On Which Trial Commenced This Month | THE UNIT FOR THESE SECTIONS IS THE DEFENDANT, REGARDLESS OF THE NUMBER OF INDICTMENTS OR ACCUSATIONS AGAINST HIM | | | | | | | | | | | | |
|------------------------------|-----|---|--|--|-----------------|-------|--|------------------|--------|--|------------------|--------|---|------------------|-------|
| | | | Number of Defendants | * TIME INTERVALS ARE COMPUTED FROM THE DATE OF FILING OF THE OLDEST INDICTMENT OR ACCUSATION ON WHICH TRIAL COMMENCED THIS MONTH | | | | | | | | | | | |
| | | | | Length of Continuous Incarceration or Other Committal Awaiting Commencement of This Month's Trial | | | Period From Indictment or Accusation To First Plea | | | Period From Not Guilty Plea To Commencement of Trial | | | Period From Indictment or Accusation To Commencement of Trial | | |
| | | | | Mean | Median | Range | Mean | Median | Range | Mean | Median | Range | Mean | Median | Range |
| <u>13 REMAINING COUNTIES</u> | | | | | | | | | | | | | | | |
| Murder: | | | | | | | | | | | | | | | |
| Jail - Awtg. Plea/Trial | 8 | 8 | 6m17d | 7m 3d | 3m 5d- 9m 1d | 0m25d | 0m26d | 0m 3d- 1m25d | 4m21d | 4m24d | 2m18d- 7m14d | 5m16d | 5m21d | 3m 8d- 7m23d | |
| Jail - Other Conviction | 1 | 1 | - | - | - | 0m20d | 0m20d | None | 19m28d | 19m28d | None | 20m18d | 20m18d | None | |
| Released on Bail | 2 | 2 | - | - | - | 0m12d | 0m12d | 0m 7d- 0m17d | 9m 6d | 9m 6d | 5m 6d- 13m 6d | 9m18d | 9m18d | 5m23d- 13m13d | |
| Total: Murder | 11 | 11 | 6m17d | 7m 3d | 3m 5d- 9m 1d | 0m22d | 0m20d | 0m 3d- 1m25d | 6m27d | 5m 0d | 2m18d- 19m28d | 7m20d | 5m27d | 3m 8d- 20m18d | |
| Other: | | | | | | | | | | | | | | | |
| Jail - Awtg. Plea/Trial | 14 | 7 | 3m 0d | 4m 0d | 0m15d- 4m26d | 0m20d | 0m15d | 0m 8d- 1m 7d | 10m27d | 7m14d | 2m 1d- 38m28d | 11m17d | 8m21d | 2m15d- 40m 2d | |
| Jail - Other Conviction | 15 | 15 | - | - | - | 1m10d | 0m20d | 0m 0d- 8m22d | 9m 2d | 9m26d | 0m 0d- 21m23d | 10m12d | 11m 4d | 4m11d- 24m14d | |
| Released on Bail | 67 | 62 | - | - | - | 1m 7d | 0m20d | 0m 1d- 11m11d | 9m13d | 9m 1d | 0m 7d- 26m11d | 10m20d | 10m 1d | 0m19d- 27m12d | |
| R.O.R. | 12 | 11 | - | - | - | 1m 5d | 0m24d | 0m 9d- 3m 8d | 10m17d | 11m 6d | 2m 8d- 25m21d | 11m22d | 12m 1d | 3m 1d- 28m22d | |
| Total: Other | 108 | 95 | 3m 0d | 4m 0d | 0m15d- 4m26d | 1m 6d | 0m20d | 0m 0d- 11m11d | 9m19d | 9m 3d | 0m 0d- 38m28d | 10m25d | 10m 1d | 0m19d- 40m 2d | |
| Total Cases: | 119 | 106 | 4m27d | 4m26d | 0m15d- 9m 1d | 1m 4d | 0m20d | 0m 0d- 11m11d | 9m10d | 8m13d | 0m 0d- 38m28d | 10m15d | 10m 1d | 0m19d- 40m 2d | |

DEFENDANTS ON WHOM CRIMINAL TRIALS COMMENCED DURING MARCH, 1977

| | Number of Indictments & Accusations On Which Trial Commenced This Month | Number of Defendants | THE UNIT FOR THESE SECTIONS IS THE DEFENDANT, REGARDLESS OF THE NUMBER OF INDICTMENTS OR ACCUSATIONS AGAINST HIM | | | | | | | | | | | |
|-------------------------|---|----------------------|--|--------|--------------|--|--------|--------------|--|--------|--------------|---|--------|--------------|
| | | | * TIME INTERVALS ARE COMPUTED FROM THE DATE OF FILING OF THE OLDEST INDICTMENT OR ACCUSATION ON WHICH TRIAL COMMENCED THIS MONTH | | | | | | | | | | | |
| | | | Length of Continuous Incarceration or Other Commitment Awaiting Commencement of This Month's Trial | | | Period From Indictment or Accusation To First Plea | | | Period From Not Guilty Plea To Commencement of Trial | | | Period From Indictment or Accusation To Commencement of Trial | | |
| | | | Mean | Median | Range | Mean | Median | Range | Mean | Median | Range | Mean | Median | Range |
| STATE TOTALS | | | | | | | | | | | | | | |
| Murder: | | | | | | | | | | | | | | |
| Jail - Awtg. Plea/Trial | 19 | 19 | 7m11d | 5m13d | 0m20d-46m15d | 2m24d | 0m23d | 0m 3d-29m 2d | 6m 8d | 3m24d | 0m20d-45m26d | 9m 2d | 5m13d | 1m13d-46m 6d |
| Jail - Other Conviction | 2 | 2 | - | - | - | 0m23d | 0m23d | 0m20d-0m26d | 11m10d | 11m10d | 2m23d-19m28d | 12m 3d | 12m 3d | 3m19d-20m18d |
| Released on Bail | 7 | 7 | - | - | - | 0m19d | 0m17d | 0m 7d-1m 7d | 7m21d | 7m12d | 2m22d-14m14d | 8m10d | 7m26d | 3m 1d-15m 6d |
| Total: Murder | 28 | 28 | 7m11d | 5m13d | 0m20d-46m15d | 2m 3d | 0m21d | 0m 3d-29m 2d | 6m29d | 4m11d | 0m20d-45m26d | 9m 3d | 5m19d | 1m13d-46m 6d |
| Other: | | | | | | | | | | | | | | |
| Jail - Awtg. Plea/Trial | 67 | 58 | 3m10d | 3m 6d | 0m 4d-9m 7d | 2m 0d | 0m15d | 0m 2d-18m20d | 4m15d | 2m 4d | 0m 0d-43m24d | 6m15d | 3m 0d | 0m29d-45m20d |
| Jail - Other Conviction | 33 | 31 | - | - | - | 1m23d | 0m24d | 0m 0d-8m22d | 10m 1d | 9m26d | 0m 0d-22m 9d | 11m24d | 12m 4d | 1m25d-25m 2d |
| Released on Bail | 295 | 290 | - | - | - | 1m12d | 0m22d | 0m 1d-25m29d | 8m17d | 7m 9d | 0m 7d-54m16d | 9m29d | 8m21d | 0m19d-55m 1d |
| R.O.R. | 75 | 74 | - | - | - | 1m29d | 0m24d | 0m 3d-37m27d | 9m14d | 5m13d | 0m10d-58m13d | 11m14d | 8m 0d | 1m19d-59m 1d |
| Total: Other | 470 | 453 | 3m10d | 3m 6d | 0m 4d-9m 7d | 1m18d | 0m21d | 0m 0d-37m27d | 8m 9d | 6m 6d | 0m 0d-58m13d | 9m27d | 7m25d | 0m19d-59m 1d |
| Total Cases: | 498 | 481 | 4m10d | 3m11d | 0m 4d-46m15d | 1m19d | 0m21d | 0m 0d-37m27d | 8m 6d | 5m28d | 0m 0d-58m13d | 9m25d | 7m24d | 0m19d-59m 1d |

* Information from different counties was not uniformly reported as to whether the defendant was in jail awaiting plea or trial or in jail on another conviction.

** As to population, 1970 U.S. Census: Bergen, Camden, Essex, Hudson, Middlesex, Monmouth, Passaic, Union. Also coincides with estimated population, 7/1/76, official State estimates by Office of Business Economics, N.J. Department of Labor & Industry.

Note: When "None" is used in place of the range, there is either a single case (time interval) in that category or 2 or more cases with the same time interval.

CONTINUED

4 OF 8

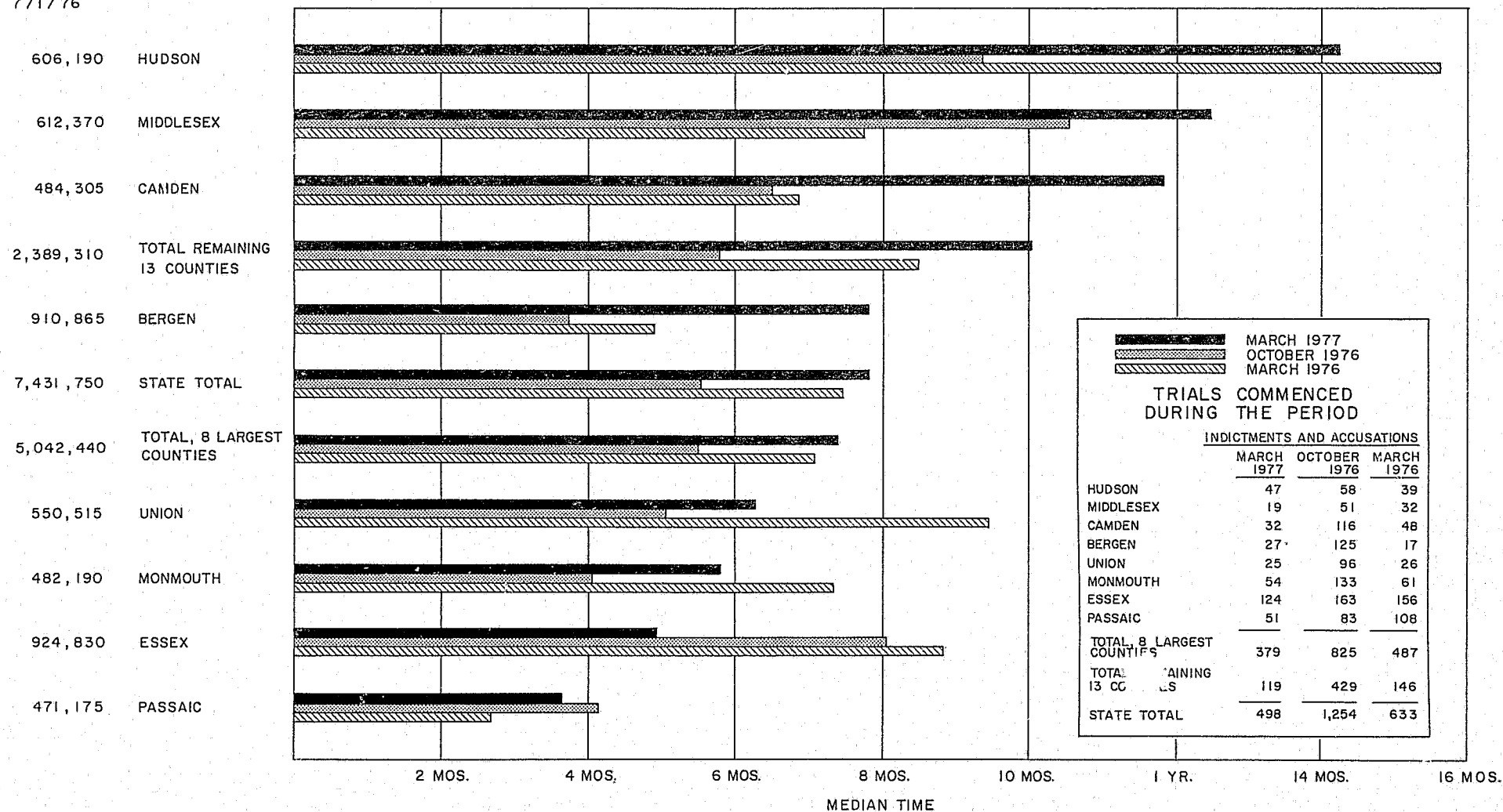
DEFENDANTS ON WHOM CRIMINAL TRIALS COMMENCED DURING MARCH 1977 AND OCTOBER 1976
SUMMARY OF TIME INTERVAL STUDIES AND COMPARISON OF TOTALS WITH MARCH 1976 STUDY

| COUNTY | Date of Study | Median Length of Continuous Incarceration of Defendants Awaiting Plea or Commencement of Trial Only | | | Jail/Bail Status of Defendants and Median Period from Indictment or Accusation to Commencement of Trial | | | | | | | | | | TOTAL CASES-- (DEFENDANTS) | | | Total No. of Defendants | Total No. of Indict and Accus. |
|-----------------------------------|-----------------------|---|-------------------------|-------------------------|---|----------------------------|--------------------------|----------------|--------------------------|--|---------------------------|---------------------------|---------------------------|--------------------------|--|---------------------------|---------------------------|-------------------------|--------------------------------|
| | | | | | Murder (Murder Included among all charges) | | | | | Non-Murder (Murder not included among all charges) | | | | | Median Period from Oldest Indict. or Accus. to Commencement of Trial | | | | |
| | | Murder | Other | Total | Jail Awtg. Plea/Trial | Jail Other Convict. | Rel. on Bail | Rel. on R.O.R. | Total Murder | Jail Awtg. Plea/Trial | Jail Other Convict. | Rel. on Bail | Rel. on R.O.R. | Total Non-Murder | Jury | Non-Jury | Total | | |
| Atlantic | 3/77 10/76 | 3m 5d 3m 3d | 2m21d 5m25d | 2m28d 4m14d | 3m 8d 20m29d | - | - | - | 3m 8d 20m29d | 10m18d 5m 8d | - | 6m22d 7m17d | - | 7m 2d 6m 6d | 6m22d 7m17d | - | 6m22d 7m17d | 11 4 | 11 4 |
| Bergen | 3/77 10/76 | - | 1m20d 2m17d | 1m20d 2m17d | - | - | - | - | 31m 3d 1m27d | 10m27d | 7m24d 8m 0d | 4m18d 3m23d | 7m24d 7m 1d | 5m16d 11m19d | 7m24d 7m 1d | 7m24d 7m 1d | 27 18 | 27 18 | |
| Burlington | 3/77 10/76 | - | - | - | - | - | 13m13d | - | 13m13d | - | - | 10m 1d 11m 2d | 12m 8d 15m 6d | 11m 2d 11m11d | 12m22d 11m15d | 10m 1d 11m11d | 11m16d 11m11d | 16 15 | 22 15 |
| Camden | 3/77 10/76 | 4m 9d | 2m17d 4m 6d | 2m17d 4m 6d | 3m26d | - | 9m 3d | - | 9m 3d 3m26d | 13m 3d 3m25d | 17m17d 10m 0d | 11m24d 10m18d | 4m24d 10m18d | 11m24d 10m 0d | 8m28d 10m 0d | 13m17d 8m25d | 11m24d 10m 0d | 32 31 | 32 32 |
| Cape May | 3/77 10/76 | - | 4m 1d 3m14d | 4m 1d 3m14d | - | - | - | - | - | 2m15d 2m 9d | 2m15d | 20m16d | - | 2m15d 2m15d | 2m15d 2m15d | - | 2m15d 2m15d | 1 3 | 8 3 |
| Cumberland | 3/77 10/76 | - | 4m 5d | 4m 5d | - | - | 5m23d | - | 5m23d | 3m15d | 11m26d 8m20d | 7m17d 7m17d | - | 8m18d 8m 3d | 8m18d 8m 3d | 6m16d 8m 1d | 7m17d 8m 3d | 8 9 | 8 9 |
| Essex | 3/77 10/76 | 4m13d 5m 2d | 3m13d 4m12d | 3m17d 4m12d | 3m27d 6m 3d | 3m19d 10m 5d | 4m 4d 4m 4d | - | 3m27d 6m 3d | 2m14d 3m20d | 15m18d 9m23d | 7m25d 9m14d | 5m22d 8m 1d | 5m 9d 7m 1d | 4m25d 6m14d | 12m26d 10m18d | 4m28d 6m20d | 122 103 | 124 103 |
| Gloucester | 3/77 10/76 | 9m 1d | - | 9m 1d | 7m23d | - | - | - | 7m23d | - | - | 20m27d | 17m 8d 8m 7d | 17m 8d 17m 2d | 7m23d 15m11d | 17m 8d 17m 2d | 12m19d 17m 2d | 2 6 | 2 7 |
| Hudson | 3/77 10/76 | 2m12d - | 4m14d | 2m12d 4m14d | 13m 0d | - | 7m26d 5m16d | - | 11m23d 5m16d | - | 19m22d 17m 6d | 13m11d 28m 5d | 18m22d 7m 2d | 14m28d 22m14d | 14m28d 17m 6d | 18m16d 18m22d | 14m 8d 17m 6d | 47 29 | 47 31 |
| Hunterdon | 3/77 10/76 | - | - | - | - | - | - | - | - | - | 4m14d | - | - | 4m14d | 4m14d | - | 4m14d | 2 0 | 2 0 |
| Mercer | 3/77 10/76 | - | 1m19d | 1m19d | - | 20m18d | - | - | 20m18d | - | 12m12d 24m12d | 6m27d 15m 6d | 10m12d 22m 8d | 10m19d 18m 6d | 11m 4d 19m20d | - | 11m 4d 18m 6d | 15 10 | 15 10 |
| Middlesex | 3/77 10/76 | 46m15d - | - | 46m15d 5m 3d | 46m 6d | - | - | - | 46m 6d | - | 15m11d | - | 12m24d 11m 2d | 11m 6d 12m21d | 12m14d 11m28d | 13m 4d 11m28d | 10m 2d 12m14d | 19 17 | 19 19 |
| Morrmouth | 3/77 10/76 | 3m25d | 4m17d | 3m25d | 4m21d | - | - | - | 4m21d | 2m 5d | 5m24d 2m28d | 5m26d 7m20d | 7m 4d 4m10d | 5m24d 4m12d | 5m26d 6m16d | 4m11d 3m28d | 5m24d 4m12d | 54 33 | 54 34 |
| Morris | 3/77 10/76 | 4m27d | - | 4m27d | 4m21d | - | 10m 6d | - | 4m21d 10m 6d | - | - | 3m 9d 7m17d | 3m 6d | 3m 6d 7m17d | 3m 4d 10m 6d | 4m 4d 7m17d | 3m11d 10m 6d | 6 4 | 6 4 |
| Ocean | 3/77 10/76 | 5m28d | 0m21d 7m12d | 3m 9d 7m12d | 5m16d | - | - | - | 5m16d | 8m21d 6m13d | - | 12m 5d 16m21d | 20m12d 2m 3d | 12m 5d 5m19d | 12m25d 16m21d | 11m 4d 16m21d | 12m 2d 11m11d | 24 6 | 24 6 |
| Passaic | 3/77 10/76 | - | 3m 6d 2m29d | 3m 6d 2m29d | - | - | - | - | - | 2m21d 1m21d | 3m19d | 3m25d 4m 3d | 3m28d 8m26d | 3m19d 3m22d | 3m14d 3m22d | 7m29d 3m 7d | 3m19d 3m22d | 49 50 | 51 50 |
| Salem | 3/77 10/76 | 7m21d | 2m 7d | 7m 3d | 5m27d | - | - | - | 5m27d | 26m 3d | 12m 4d | 20m 3d 28m13d | - | 12m15d 28m13d | 5m27d 28m13d | 40m 2d | 9m 0d 28m13d | 10 1 | 10 1 |
| Somerset | 3/77 10/76 | - | 4m26d | 4m26d | - | - | - | - | - | 3m13d | 8m22d | 7m25d 8m 1d | 5m16d 18m26d | 5m24d 8m 2d | 5m24d 8m 2d | - | 5m24d 8m 2d | 11 13 | 11 13 |
| Sussex | 3/77 10/76 | - | - | - | - | - | - | - | - | - | - | 7m10d | - | 7m10d | 7m10d | - | 7m10d | 0 1 | 0 1 |
| Union | 3/77 10/76 | - | 2m23d 3m27d | 2m23d 3m27d | - | - | 8m28d | - | 8m28d | 2m 3d 6m 1d | 5m24d 5m14d | 6m24d | - | 6m 8d 9m18d | 6m 1d 9m18d | 17m 2d | 6m 8d 9m18d | 25 22 | 25 22 |
| Warren | 3/77 10/76 | - | - | - | - | - | - | - | - | - | - | 4m15d | - | 4m15d | 4m15d | - | 4m15d | 0 3 | 0 3 |
| TOTAL 8* LARGEST COUNTIES | 3/77 10/76 3/76 | 4m 4d 5m 2d 6m15d | 3m 6d 3m25d 3m14d | 3m 8d 3m25d 3m16d | 4m21d 5m 8d 4m25d | 3m19d 10m 5d 20m21d | 7m26d 5m16d 5m13d | - | 4m21d 5m16d 5m15d | 2m21d 3m12d 3m 2d | 14m 4d 5m14d 10m 1d | 7m24d 9m 2d 3m 2d | 7m23d 7m29d 7m 4d | 7m11d 7m10d 7m 8d | 6m 8d 7m10d 7m 3d | 8m28d 6m14d 6m12d | 7m11d 6m25d 7m 2d | 375 303 475 | 379 309 487 |
| TOTAL 13 REMAINING COUNTIES | 3/77 10/76 3/76 | 7m 3d 3m 3d 3m11d | 4m 0d 4m19d 3m11d | 4m26d 3m14d 3m21d | 5m21d 20m29d 9m22d | 20m18d 10m 6d 9m22d | 9m18d 10m 6d 9m11d | - | 5m27d 16m 6d 9m11d | 8m21d 5m25d 4m14d | 11m 4d 8m 3d 5m26d | 10m 1d 10m27d 8m14d | 12m 1d 15m 6d 9m16d | 10m 1d 9m 4d 8m14d | 8m22d 8m29d 8m28d | 10m 8d 11m12d 8m10d | 10m 1d 10m 6d 8m14d | 106 75 137 | 119 76 146 |
| STATE TOTAL | 3/77 10/76 3/76 | 5m13d 4m 8d 6m15d | 3m 6d 3m25d 3m15d | 3m11d 3m25d 3m25d | 5m13d 5m20d 4m25d | 12m 3d 10m 5d 14m22d | 7m26d 5m16d 5m17d | - | 5m19d 5m24d 5m15d | 3m 0d 3m14d 3m 5d | 12m 4d 5m24d 10m 1d | 8m21d 9m 5d 8m10d | 8m 0d 8m 2d 7m 8d | 7m25d 7m27d 7m17d | 7m11d 7m12d 7m17d | 9m26d 8m 1d 7m 2d | 7m24d 7m23d 7m13d | 481 378 612 | 498 385 633 |

* As to population, 1970 U.S. Census: Bergen, Camden, Essex, Hudson, Middlesex, Morrmouth, Passaic, Union. Also coincides with estimated population, 7/1/76, official State estimates by Office of Business Economics, N.J. Department of Labor and Industry.

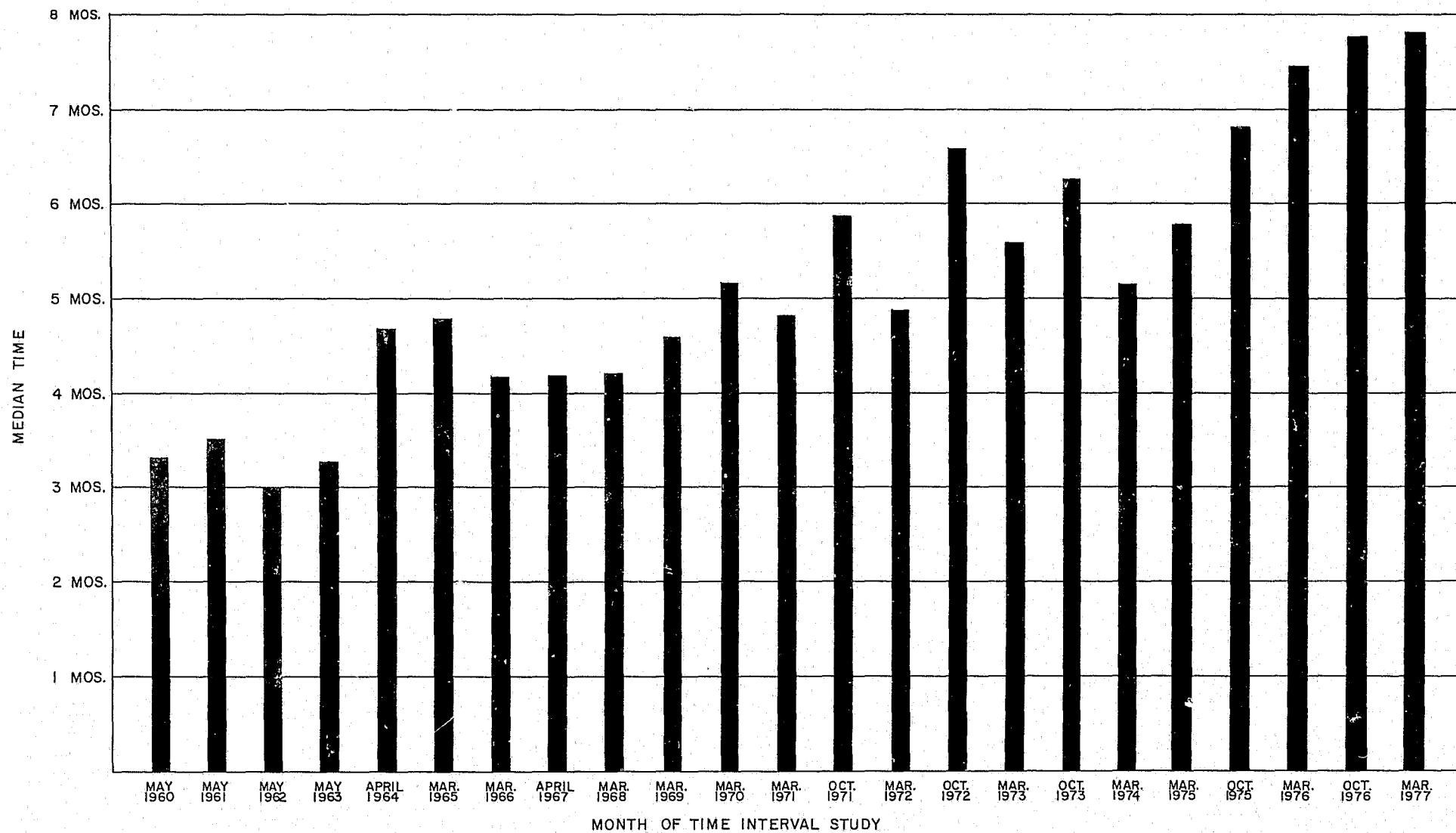
SUPERIOR AND COUNTY COURTS CRIMINAL TRIALS COMMENCED DURING MARCH 1977, OCTOBER 1976, AND MARCH 1976
 MEDIAN TIME FROM DATE OF INDICTMENT OR ACCUSATION TO COMMENCEMENT OF TRIAL
 8 LARGEST COUNTIES (OVER 450,000 POP.) AND COMBINED DATA ON REMAINING 13 COUNTIES

ESTIMATED
 POPULATION *
 7/1/76



* OFFICIAL STATE ESTIMATES PREPARED BY THE OFFICE OF BUSINESS ECONOMICS, N.J. DEPARTMENT OF LABOR & INDUSTRY

SUPERIOR AND COUNTY COURTS CRIMINAL TRIALS COMMENCED
 MEDIAN TIME FROM DATE OF INDICTMENT (OR ACCUSATION) TO COMMENCEMENT OF TRIAL
 SELECTED MONTHS FROM 1960 TO 1977



DEFENDANTS WHO RETRACTED A PLEA OF NOT GUILTY TO AN INDICTMENT OR ACCUSATION DURING MARCH 1977 AND OCTOBER 1976
SUMMARY OF TIME INTERVAL STUDIES AND COMPARISON OF TOTALS WITH MARCH 1976 STUDY

| COUNTY | Date of Study | Median Length of Continuous Incarceration of Defendants At Time of Retraction | | | Jail/Bail Status of Defendants and Median Period from Indictment or Accusation to Retraction of Not Guilty Plea | | | | | | | | | | TOTAL CASES-- (DEFENDANTS) Median Period from Oldest Indict. or Accus. to Retraction of Not Guilty Plea | Total No. of Defendants | Total No. of Indict and Accus. | |
|-----------------------------------|-----------------------|---|----------------------------|----------------------------|---|--------------------|---------------------------|----------------|---------------------------|--|----------------------------|----------------------------|----------------------------|---------------------------|---|---------------------------|--------------------------------|-------------------------|
| | | Murder | Other | Total | Murder (Murder included among all charges) | | | | | Non-Murder (Murder not included among all charges) | | | | | | | | |
| | | | | | Jail (Await. Trial) | Jail Other Convic. | Rel. on Bail | Rel. on R.O.R. | Total Murder | Jail (Await. Trial) | Jail Other Convic. | Rel. on Bail | Rel. on R.O.R. | Total Non Murder | | | | |
| Atlantic | 3/77 10/76 | - | 1m 24d 2m 5d | 1m 24d 2m 5d | - | - | - | - | - | - | 1m 14d 4m 29d | 3m 13d 4m 21d | 3m 23d 4m 21d | - | 3m 7d 4m 22d | 3m 7d 4m 22d | 92 84 | 98 91 |
| Bergen | 3/77 10/76 | - | 4m 5d 2m 5d | 4m 5d 2m 5d | - | - | - | - | - | - | 3m 6d 3m 9d | 1m 25d 16m 14d | 3m 25d 3m 20d | 4m 21d 4m 11d | 4m 6d 3m 22d | 4m 6d 3m 22d | 44 87 | 44 125 |
| Burlington | 3/77 10/76 | - | - | - | - | - | - | - | - | - | 7m 25d 4m 19d | 6m 1d 8m 23d | 10m 19d 7m 10d | 7m 1d 7m 10d | 7m 1d 7m 10d | 7m 1d 7m 10d | 83 49 | 134 61 |
| Camden | 3/77 10/76 | - | 1m 27d 3m 10d | 1m 27d 3m 18d | 2m 23d | - | 5m 24d | - | - | 3m 20d | 5m 11d 4m 0d | 5m 9d 6m 24d | 5m 9d 6m 15d | 8m 5d 12m 15d | 5m 16d 6m 20d | 5m 16d 6m 15d | 97 92 | 116 116 |
| Cape May | 3/77 10/76 | - | 3m 18d 2m 22d | 3m 18d 2m 22d | - | - | - | - | - | - | 3m 20d 1m 20d | - | 5m 28d 3m 6d | 4m 24d 3m 6d | 5m 2d 3m 6d | 5m 2d 3m 6d | 20 11 | 25 13 |
| Cumberland | 3/77 10/76 | - | 3m 25d 2m 25d | 3m 25d 2m 25d | - | - | - | - | - | - | 4m 7d 1m 13d | 6m 21d 3m 28d | 8m 17d 3m 28d | 5m 2d 3m 23d | 4m 22d 3m 23d | 4m 22d 3m 23d | 20 49 | 27 49 |
| Essex | 3/77 10/76 | 4m 14d 3m 1d | 2m 11d 2m 15d | 2m 12d 2m 16d | 2m 16d 1m 26d | - | 3m 20d | - | 2m 23d 1m 26d | 2m 17d 3m 15d | 5m 17d 8m 10d | 8m 1d 8m 12d | 9m 4d 9m 22d | 7m 22d 8m 2d | 7m 20d 8m 1d | 7m 20d 8m 1d | 258 148 | 271 163 |
| Gloucester | 3/77 10/76 | - | 4m 25d 5m 13d | 4m 25d 5m 13d | - | - | - | - | - | - | 7m 5d 4m 22d | - | 13m 10d 17m 17d | - | 12m 0d 9m 28d | 12m 0d 9m 28d | 7 20 | 10 28 |
| Hudson | 3/77 10/76 | - | 2m 0d 2m 28d | 2m 0d 2m 28d | - | - | 4m 13d 7m 1d | - | 4m 13d 7m 1d | 5m 4d 8m 23d | 8m 16d 9m 3d | 12m 4d 10m 8d | 8m 16d 7m 25d | 10m 24d 9m 13d | 10m 9d 9m 10d | 10m 9d 9m 10d | 81 52 | 98 58 |
| Hunterdon | 3/77 10/76 | - | - | - | - | - | - | - | - | - | 1m 28d | 9m 7d | 15m 3d | 9m 7d | 9m 7d | 9m 7d | 5 0 | 6 0 |
| Merter | 3/77 10/76 | - | 1m 13d 1m 11d | 1m 13d 1m 11d | - | 60m 13d | - | - | 60m 13d | 39m 13d 6m 27d | 5m 26d 5m 21d | 7m 7d 5m 0d | 3m 21d 29m 14d | 5m 9d 5m 17d | 5m 16d 5m 17d | 5m 16d 5m 17d | 61 52 | 61 52 |
| Middlesex | 3/77 10/76 | - | 2m 12d 0m 24d | 2m 12d 0m 24d | - | - | - | - | - | - | 18m 11d 11m 6d | 4m 16d 10m 13d | 10m 18d 12m 3d | 10m 10d 10m 14d | 10m 18d 10m 16d | 10m 18d 10m 16d | 46 47 | 48 51 |
| Monmouth | 3/77 10/76 | - | 3m 9d 2m 3d | 3m 9d 2m 3d | - | - | - | - | - | - | 3m 12d 2m 14d | 2m 22d 2m 28d | 4m 3d 4m 2d | 3m 3d 4m 11d | 3m 21d 4m 1d | 3m 21d 4m 1d | 125 133 | 141 133 |
| Morris | 3/77 10/76 | - | 0m 28d | 0m 28d | - | - | - | - | - | - | 15m 11d | 5m 15d 3m 3d | 3m 25d 3m 14d | 3m 17d 3m 13d | 3m 22d 3m 13d | 3m 22d 3m 13d | 21 28 | 25 33 |
| Ocean | 3/77 10/76 | - | 0m 11d 2m 1d | 0m 11d 2m 1d | - | - | - | - | - | - | 5m 15d 11m 28d | - | 9m 25d 16m 8d | 12m 25d 14m 29d | 10m 12d 16m 7d | 10m 12d 16m 7d | 98 42 | 101 50 |
| Passaic | 3/77 10/76 | 4m 18d | 2m 28d 2m 19d | 2m 28d 2m 20d | 6m 17d | - | - | - | 6m 17d | 1m 19d 1m 17d | 3m 1d 2m 5d | 3m 5d 4m 6d | 3m 16d 5m 11d | 2m 29d 4m 3d | 2m 29d 4m 4d | 2m 29d 4m 4d | 71 76 | 75 83 |
| Salem | 3/77 10/76 | - | 3m 29d | 3m 29d | - | - | - | - | - | - | 5m 16d | - | 3m 25d | - | 5m 11d | 5m 11d | 8 9 | 9 11 |
| Somerset | 3/77 10/76 | - | 3m 7d 2m 0d | 3m 7d 2m 0d | - | - | - | - | - | - | 1m 10d 6m 27d | - | 4m 18d 8m 14d | 6m 18d 7m 8d | 4m 18d 7m 4d | 4m 18d 7m 4d | 15 28 | 20 36 |
| Sussex | 3/77 10/76 | - | - | - | - | - | - | - | - | - | 8m 2d | - | 12m 17d | 10m 9d | 10m 9d | 10m 9d | 6 0 | 13 0 |
| Union | 3/77 10/76 | 4m 24d | 2m 6d 3m 25d | 2m 6d 3m 25d | 4m 3d | - | - | - | 4m 3d | 1m 28d 2m 22d | 4m 11d 4m 9d | 4m 22d 5m 11d | - | 4m 9d 5m 1d | 4m 9d 5m 1d | 4m 9d 5m 1d | 91 89 | 110 96 |
| Warren | 3/77 10/76 | - | - | - | - | - | - | - | - | - | - | - | 6m 15d 2m 11d | - | 6m 15d 2m 11d | 6m 15d 2m 11d | 6 5 | 10 5 |
| TOTAL 8* LARGEST COUNTIES | 3/77 10/76 3/76 | 4m 14d 4m 16d 5m 2d | 2m 18d 2m 19d 2m 20d | 2m 20d 2m 19d 2m 21d | 2m 16d 3m 20d 3m 25d | - | 4m 1d 6m 12d 5m 17d | - | 3m 6d 4m 3d 4m 23d | 2m 29d 3m 3d 2m 9d | 4m 11d 4m 26d 4m 24d | 5m 25d 5m 27d 5m 12d | 5m 26d 6m 14d 6m 4d | 5m 4d 5m 16d 5m 8d | 5m 3d 5m 15d 5m 8d | 5m 3d 5m 15d 5m 8d | 813 724 911 | 903 825 1,024 |
| TOTAL 13 REMAINING COUNTIES | 3/77 10/76 3/76 | - | 1m 27d 2m 8d 1m 25d | 1m 27d 2m 8d 1m 25d | - | 60m 13d | - | - | 60m 13d | 2m 24d 4m 4d 4m 19d | 5m 25d 5m 25d 5m 18d | 7m 3d 6m 4d 5m 9d | 6m 28d 6m 29d 4m 17d | 6m 13d 5m 23d 5m 5d | 6m 13d 5m 23d 5m 5d | 6m 13d 5m 23d 5m 5d | 442 377 514 | 539 429 613 |
| STATE TOTAL | 3/77 10/76 3/76 | 4m 14d 4m 16d 5m 2d | 2m 16d 2m 15d 2m 9d | 2m 16d 2m 17d 2m 10d | 2m 16d 3m 20d 3m 25d | 60m 13d | 4m 1d 6m 12d 5m 5d | - | 3m 20d 4m 3d 4m 25d | 2m 28d 3m 14d 2m 28d | 4m 28d 5m 6d 4m 27d | 6m 17d 5m 29d 5m 10d | 6m 10d 6m 18d 5m 27d | 5m 18d 5m 16d 5m 7d | 5m 17d 5m 16d 5m 7d | 5m 17d 5m 16d 5m 7d | 1,255 1,101 1,425 | 1,442 1,254 1,637 |

* As to population, 1970 U.S. Census: Bergen, Camden, Essex, Hudson, Middlesex, Monmouth, Passaic, Union. Also coincides with estimated population, 7/1/76, official State estimates by Office of Business Economics, N.J. Department of Labor and Industry.

DEFENDANTS WHO RETRACTED A PLEA OF NOT GUILTY AND ENTERED A PLEA OF GUILTY TO AN INDICTMENT OR ACCUSATION DURING OCTOBER, 1976

| | Number of Indictments & Accusations on Which Plea Retracted This Month | Number of Defendants | THE UNIT FOR THESE SECTIONS IS THE DEFENDANT, REGARDLESS OF THE NUMBER OF INDICTMENTS OR ACCUSATIONS AGAINST HIM | | | | | | | | | | | |
|----------------------|--|----------------------|---|--------|-------------|--|--------|--------------|---|--------|--------------|--|--------|--------------|
| | | | * TIME INTERVALS ARE COMPUTED FROM THE DATE OF FILING OF THE OLDEST INDICTMENT OR ACCUSATION ON WHICH PLEA RETRACTED THIS MONTH | | | | | | | | | | | |
| | | | Length of Continuous Incarceration at Time of Retraction | | | Period From Indictment or Accusation To First Plea | | | Period From Not Guilty Plea To Retraction | | | Period From Indictment or Accusation To Retraction | | |
| | | | Mean | Median | Range | Mean | Median | Range | Mean | Median | Range | Mean | Median | Range |
| <u>ATLANTIC</u> | | | | | | | | | | | | | | |
| Murder: | 0 | 0 | - | - | - | - | - | - | - | - | - | - | - | - |
| Other: | | | | | | | | | | | | | | |
| Jail-Awtg.Plea/Trial | 46 | 40 | 2m26d | 2m 5d | 0m21d-8m28d | 2m 8d | 0m20d | 0m10d-24m19d | 5m28d | 2m14d | 0m 6d-47m27d | 8m 7d | 4m29d | 0m29d-48m17d |
| Released on Bail | 45 | 44 | - | - | - | 1m 2d | 0m17d | 0m 3d-9m 7d | 5m27d | 3m27d | 0m 2d-24m 7d | 6m28d | 4m21d | 0m12d-25m17d |
| Total: Other | 91 | 84 | 2m26d | 2m 5d | 0m21d-8m28d | 1m19d | 0m18d | 0m 3d-24m19d | 5m28d | 3m24d | 0m 2d-47m27d | 7m17d | 4m22d | 0m12d-48m17d |
| Total Cases: | 91 | 84 | 2m26d | 2m 5d | 0m21d-8m28d | 1m19d | 0m18d | 0m 3d-24m19d | 5m28d | 3m24d | 0m 2d-47m27d | 7m17d | 4m22d | 0m12d-48m17d |
| <u>BERGEN</u> | | | | | | | | | | | | | | |
| Murder: | 0 | 0 | - | - | - | - | - | - | - | - | - | - | - | - |
| Other: | | | | | | | | | | | | | | |
| Jail-Awtg.Plea/Trial | 23 | 14 | 2m16d | 2m 5d | 0m 0d-8m26d | 1m13d | 0m16d | 0m 9d-7m 6d | 4m20d | 1m27d | 0m 5d-38m21d | 6m 3d | 3m 9d | 0m21d-39m 0d |
| Jail-Other Convictn. | 1 | 1 | - | - | - | 0m16d | 0m16d | None | 15m28d | 15m28d | None | 16m14d | 16m14d | None |
| Released on Bail | 80 | 61 | - | - | - | 0m25d | 0m17d | 0m14d-5m25d | 4m13d | 2m21d | 0m 0d-20m18d | 5m 8d | 3m20d | 0m16d-21m 4d |
| R.O.R. | 21 | 11 | - | - | - | 3m25d | 0m17d | 0m15d-18m22d | 4m 7d | 3m19d | 0m25d-12m 1d | 8m 2d | 4m11d | 1m19d-22m19d |
| Total: Other | 125 | 87 | 2m16d | 2m 5d | 0m 0d-8m26d | 1m 9d | 0m17d | 0m 9d-18m22d | 4m18d | 2m21d | 0m 0d-38m21d | 5m27d | 3m22d | 0m16d-39m 0d |
| Total Cases: | 125 | 87 | 2m16d | 2m 5d | 0m 0d-8m26d | 1m 9d | 0m17d | 0m 9d-18m22d | 4m18d | 2m21d | 0m 0d-38m21d | 5m27d | 3m22d | 0m16d-39m 0d |

DEFENDANTS WHO RETRACTED A PLEA OF NOT GUILTY AND ENTERED A PLEA OF GUILTY TO AN INDICTMENT OR ACCUSATION DURING OCTOBER, 1976

| | Number of Indictments & Accusations On Which Plea Retracted This Month | Number of Defendants | * TIME INTERVALS ARE COMPUTED FROM THE DATE OF FILING OF THE OLDEST INDICTMENT OR ACCUSATION ON WHICH PLEA RETRACTED THIS MONTH | | | | | | | | | | | |
|----------------------|--|----------------------|---|--------|--------------|--|--------|--------------|---|--------|--------------|--|--------|--------------|
| | | | Length of Continuous Incarceration at Time of Retraction | | | Period From Indictment or Accusation To First Plea | | | Period From Not Guilty Plea To Retraction | | | Period From Indictment or Accusation To Retraction | | |
| | | | Mean | Median | Range | Mean | Median | Range | Mean | Median | Range | Mean | Median | Range |
| | | | | | | | | | | | | | | |
| <u>BURLINGTON</u> | | | | | | | | | | | | | | |
| Murder: | 0 | 0 | - | - | - | - | - | - | - | - | - | - | - | - |
| Other: | | | | | | | | | | | | | | |
| Jail-Other Convictn. | 9 | 8 | - | - | - | 2m 8d | 0m19d | 0m 0d-11m13d | 5m12d | 2m10d | 0m 0d-28m 5d | 7m20d | 4m19d | 0m17d-28m20d |
| Released on Bail | 52 | 41 | - | - | - | 1m13d | 0m22d | 0m 0d-10m29d | 7m11d | 7m28d | 0m 0d-25m 9d | 8m24d | 8m23d | 0m18d-26m17d |
| Total: Other | 61 | 49 | - | - | - | 1m17d | 0m21d | 0m 0d-11m13d | 7m 1d | 4m29d | 0m 0d-28m 5d | 8m18d | 7m10d | 0m17d-28m20d |
| Total Cases: | 61 | 49 | - | - | - | 1m17d | 0m21d | 0m 0d-11m13d | 7m 1d | 4m29d | 0m 0d-28m 5d | 8m18d | 7m10d | 0m17d-28m20d |
| <u>CAMDEN</u> | | | | | | | | | | | | | | |
| Murder: | | | | | | | | | | | | | | |
| Jail-Awtg.Plea/Trial | 2 | 2 | 3m10d | 3m10d | 2m 5d-4m16d | 0m 7d | 0m 7d | 0m 6d-0m 9d | 2m16d | 2m16d | 1m21d-3m11d | 2m23d | 2m23d | 1m27d-3m20d |
| Released on Bail | 1 | 1 | - | - | - | 5m 3d | 5m 3d | None | 0m21d | 0m21d | None | 5m24d | 5m24d | None |
| Total: Murder | 3 | 3 | 3m10d | 3m10d | 2m 5d-4m16d | 1m26d | 0m 9d | 0m 6d-5m 3d | 1m28d | 1m21d | 0m21d-3m11d | 3m24d | 3m20d | 1m27d-5m24d |
| Other: | | | | | | | | | | | | | | |
| Jail-Awtg.Plea/Trial | 25 | 13 | 4m14d | 3m18d | 0m10d-20m11d | 3m29d | 1m 0d | 0m 8d-28m 9d | 8m20d | 2m15d | 0m11d-39m15d | 12m19d | 4m 0d | 0m25d-46m 7d |
| Jail-Other Convictn. | 29 | 22 | - | - | - | 2m27d | 1m19d | 0m 7d-12m15d | 7m21d | 3m14d | 0m13d-40m12d | 10m19d | 6m24d | 1m17d-44m14d |
| Released on Bail | 50 | 46 | - | - | - | 3m24d | 1m16d | 0m15d-38m19d | 6m21d | 4m12d | 0m 0d-42m26d | 10m15d | 6m15d | 1m19d-59m10d |
| R.O.R. | 9 | 8 | - | - | - | 1m22d | 1m 8d | 0m13d-6m 9d | 14m14d | 11m15d | 1m16d-53m24d | 16m 6d | 12m15d | 2m21d-54m 7d |
| Total: Other | 113 | 89 | 4m14d | 3m18d | 0m10d-20m11d | 3m13d | 1m13d | 0m 7d-38m19d | 7m28d | 4m 2d | 0m 0d-53m24d | 11m11d | 6m20d | 0m25d-59m10d |
| Total Cases: | 116 | 92 | 4m 9d | 3m18d | 0m10d-20m11d | 3m11d | 1m13d | 0m 6d-38m19d | 7m22d | 3m25d | 0m 0d-53m24d | 11m 3d | 6m15d | 0m25d-59m10d |

DEFENDANTS WHO RETRACTED A PLEA OF NOT GUILTY AND ENTERED A PLEA OF GUILTY TO AN INDICTMENT OR ACCUSATION DURING OCTOBER, 1976

| | Number of Indictments & Accusations On Which Plea Retracted This Month | Number of Defendants | THE UNIT FOR THESE SECTIONS IS THE DEFENDANT, REGARDLESS OF THE NUMBER OF INDICTMENTS OR ACCUSATIONS AGAINST HIM | | | | | | | | | | | |
|--------------------------------|--|----------------------|---|--------|-----------------|--|--------|-----------------|---|--------|------------------|--|--------|------------------|
| | | | * TIME INTERVALS ARE COMPUTED FROM THE DATE OF FILING OF THE OLDEST INDICTMENT OR ACCUSATION ON WHICH PLEA RETRACTED THIS MONTH | | | | | | | | | | | |
| | | | Length of Continuous Incarceration at Time of Retraction | | | Period From Indictment or Accusation To First Plea | | | Period From Not Guilty Plea To Retraction | | | Period From Indictment or Accusation To Retraction | | |
| | | | Mean | Median | Range | Mean | Median | Range | Mean | Median | Range | Mean | Median | Range |
| CAPE MAY Murder: | 0 | 0 | - | - | - | - | - | - | - | - | - | - | - | - |
| Other: Jail-Awtg.Plea/Trial | 2 | 2 | 2m22d | 2m22d | 1m29d- 3m16d | 0m18d | 0m18d | 0m15d- 0m21d | 1m 2d | 1m 2d | 0m10d- 1m24d | 1m20d | 1m20d | 1m 1d- 2m 9d |
| Released on Bail | 6 | 6 | - | - | - | 1m 0d | 0m16d | 0m15d- 2m19d | 3m19d | 2m20d | 1m23d- 10m 4d | 4m20d | 3m 6d | 2m 8d- 11m14d |
| R.O.R. | 5 | 3 | - | - | - | 0m27d | 0m22d | 0m15d- 1m13d | 3m25d | 2m 0d | 1m23d- 7m23d | 4m22d | 3m 6d | 2m15d- 8m15d |
| Total: Other | 13 | 11 | 2m22d | 2m22d | 1m29d- 3m16d | 0m27d | 0m16d | 0m15d- 2m19d | 3m 7d | 2m 0d | 0m10d- 10m 4d | 4m 4d | 3m 6d | 1m 1d- 11m14d |
| Total Cases: | 13 | 11 | 2m22d | 2m22d | 1m29d- 3m16d | 0m27d | 0m16d | 0m15d- 2m19d | 3m 7d | 2m 0d | 0m10d- 10m 4d | 4m 4d | 3m 6d | 1m 1d- 11m14d |
| CUMBERLAND Murder: | 0 | 0 | - | - | - | - | - | - | - | - | - | - | - | - |
| Other: Jail-Awtg.Plea/Trial | 11 | 11 | 2m26d | 2m25d | 1m10d- 5m18d | 0m15d | 0m16d | 0m 6d- 0m20d | 1m20d | 1m 2d | 0m23d- 3m28d | 2m 5d | 1m13d | 1m13d- 4m11d |
| Jail-Other Convictn. | 7 | 7 | - | - | - | 0m15d | 0m13d | 0m 2d- 1m 7d | 7m24d | 8m 4d | 0m 5d- 19m 8d | 8m 8d | 8m16d | 0m 7d- 20m15d |
| Released on Bail | 29 | 29 | - | - | - | 0m20d | 0m16d | 0m 1d- 2m29d | 6m 1d | 3m 3d | 2m20d- 32m 0d | 6m21d | 3m28d | 3m 4d- 32m18d |
| R.O.R. | 2 | 2 | - | - | - | 0m17d | 0m17d | 0m14d- 0m20d | 4m18d | 4m18d | 2m20d- 6m16d | 5m 5d | 5m 5d | 3m 4d- 7m 6d |
| Total: Other | 49 | 49 | 2m26d | 2m25d | 1m10d- 5m18d | 0m18d | 0m16d | 0m 1d- 2m29d | 5m 7d | 3m 3d | 0m 5d- 32m 0d | 5m25d | 3m23d | 0m 7d- 32m18d |
| Total Cases: | 49 | 49 | 2m26d | 2m25d | 1m10d- 5m18d | 0m18d | 0m16d | 0m 1d- 2m29d | 5m 7d | 3m 3d | 0m 5d- 32m 0d | 5m25d | 3m23d | 0m 7d- 32m18d |

DEFENDANTS WHO RETRACTED A PLEA OF NOT GUILTY AND ENTERED A PLEA OF GUILTY TO AN INDICTMENT OR ACCUSATION DURING OCTOBER, 1976

| | Number of Indictments & Accusations On Which Plea Retracted This Month | Number of Defendants | THE UNIT FOR THESE SECTIONS IS THE DEFENDANT, REGARDLESS OF THE NUMBER OF INDICTMENTS OR ACCUSATIONS AGAINST HIM | | | | | | | | | | | |
|---|--|----------------------|---|--------|-----------------|--|--------|------------------|---|--------|------------------|--|--------|------------------|
| | | | * TIME INTERVALS ARE COMPUTED FROM THE DATE OF FILING OF THE OLDEST INDICTMENT OR ACCUSATION ON WHICH PLEA RETRACTED THIS MONTH | | | | | | | | | | | |
| | | | Length of Continuous Incarceration at Time of Retraction | | | Period From Indictment or Accusation To First Plea | | | Period From Not Guilty Plea To Retraction | | | Period From Indictment or Accusation To Retraction | | |
| | | | Mean | Median | Range | Mean | Median | Range | Mean | Median | Range | Mean | Median | Range |
| <u>ESSEX</u> Murder: Jail-Awtg.Plea/Trial | 1 | 1 | 3m 1d | 3m 1d | None | 0m 6d | 0m 6d | None | 1m20d | 1m20d | None | 1m26d | 1m26d | None |
| Total: Murder | 1 | 1 | 3m 1d | 3m 1d | None | 0m 6d | 0m 6d | None | 1m20d | 1m20d | None | 1m26d | 1m26d | None |
| Other: Jail-Awtg.Plea/Trial | 33 | 29 | 2m24d | 2m15d | 0m 1d- 7m 4d | 1m16d | 0m11d | 0m 6d- 16m11d | 4m28d | 1m22d | 0m 0d- 28m18d | 6m14d | 3m15d | 0m 8d- 33m20d |
| Jail-Other Convictn. | 18 | 12 | - | - | - | 1m15d | 1m 1d | 0m 8d- 6m 7d | 7m 2d | 5m 9d | 1m 1d- 15m21d | 8m17d | 8m10d | 1m12d- 17m 1d |
| Released on Bail | 90 | 86 | - | - | - | 1m23d | 0m20d | 0m 6d- 46m 4d | 9m 0d | 7m 8d | 0m20d- 43m 8d | 10m23d | 8m12d | 0m26d- 48m 1d |
| R.O.R. | 21 | 20 | - | - | - | 2m26d | 0m22d | 0m 8d- 34m15d | 7m 5d | 8m 3d | 0m18d- 15m 6d | 10m 1d | 9m22d | 1m 3d- 35m 3d |
| Total: Other | 162 | 147 | 2m24d | 2m15d | 0m 1d- 7m 4d | 1m25d | 0m20d | 0m 6d- 46m 4d | 7m23d | 6m13d | 0m 0d- 43m 8d | 9m19d | 8m 2d | 0m 8d- 48m 1d |
| Total Cases: | 163 | 148 | 2m24d | 2m16d | 0m 1d- 7m 4d | 1m25d | 0m20d | 0m 6d- 46m 4d | 7m22d | 6m11d | 0m 0d- 43m 8d | 9m17d | 8m 1d | 0m 8d- 48m 1d |
| <u>GLOUCESTER</u> Murder: | 0 | 0 | - | - | - | - | - | - | - | - | - | - | - | - |
| Other: Jail-Awtg.Plea/Trial | 10 | 6 | 5m 0d | 5m13d | 0m16d- 7m 5d | 1m25d | 0m22d | 0m16d- 7m21d | 4m 0d | 4m 0d | 0m21d- 5m27d | 5m25d | 4m22d | 1m 7d- 13m18d |
| Released on Bail | 18 | 14 | - | - | - | 4m 5d | 0m24d | 0m 8d- 36m29d | 17m24d | 9m23d | 0m 8d- 52m 6d | 21m28d | 17m17d | 1m 5d- 52m14d |
| Total: Other | 28 | 20 | 5m 0d | 5m13d | 0m16d- 7m 5d | 3m14d | 0m22d | 0m 8d- 36m29d | 13m20d | 4m24d | 0m 8d- 52m 6d | 17m 4d | 9m28d | 1m 5d- 52m14d |
| Total Cases: | 28 | 20 | 5m 0d | 5m13d | 0m16d- 7m 5d | 3m14d | 0m22d | 0m 8d- 36m29d | 13m20d | 4m24d | 0m 8d- 52m 6d | 17m 4d | 9m28d | 1m 5d- 52m14d |

DEFENDANTS WHO RETRACTED A PLEA OF NOT GUILTY AND ENTERED A PLEA OF GUILTY TO AN INDICTMENT OR ACCUSATION DURING OCTOBER, 1976

| | Number of Indictments & Accusations On Which Plea Retracted This Month | Number of Defendants | THE UNIT FOR THESE SECTIONS IS THE DEFENDANT, REGARDLESS OF THE NUMBER OF INDICTMENTS OR ACCUSATIONS AGAINST HIM | | | | | | | | | | | |
|----------------------|--|----------------------|---|--------|-------------|--|--------|--------------|---|--------|--------------|--|--------|--------------|
| | | | * TIME INTERVALS ARE COMPUTED FROM THE DATE OF FILING OF THE OLDEST INDICTMENT OR ACCUSATION ON WHICH PLEA RETRACTED THIS MONTH | | | | | | | | | | | |
| | | | Length of Continuous Incarceration at Time of Retraction | | | Period From Indictment or Accusation To First Plea | | | Period From Not Guilty Plea To Retraction | | | Period From Indictment or Accusation To Retraction | | |
| | | | Mean | Median | Range | Mean | Median | Range | Mean | Median | Range | Mean | Median | Range |
| <u>HUDSON</u> | | | | | | | | | | | | | | |
| Murder: | | | | | | | | | | | | | | |
| Released on Bail | 1 | 1 | - | - | - | 1m 4d | 1m 4d | None | 5m27d | 5m27d | None | 7m 1d | 7m 1d | None |
| Total: Murder | 1 | 1 | - | - | - | 1m 4d | 1m 4d | None | 5m27d | 5m27d | None | 7m 1d | 7m 1d | None |
| Other: | | | | | | | | | | | | | | |
| Jail-Awtg.Plea/Trial | 4 | 3 | 3m13d | 2m28d | 1m 1d-6m11d | 11m17d | 8m23d | 3m13d-22m16d | 1m 4d | 0m20d | 0m 0d-2m23d | 12m22d | 8m23d | 4m 3d-25m 9d |
| Jail-Other Convictn. | 10 | 8 | - | - | - | 3m24d | 1m10d | 0m22d-10m 9d | 7m19d | 5m 0d | 0m 0d-21m13d | 11m13d | 9m 3d | 3m11d-23m 6d |
| Released on Bail | 39 | 36 | - | - | - | 2m 5d | 0m28d | 0m 1d-35m23d | 12m 1d | 9m 4d | 0m 0d-34m20d | 14m 6d | 10m 8d | 0m10d-65m24d |
| R.O.R. | 4 | 4 | - | - | - | 0m21d | 0m22d | 0m15d-0m27d | 17m 9d | 7m 7d | 6m21d-48m 2d | 18m 1d | 7m25d | 7m18d-48m25d |
| Total: Other | 57 | 51 | 3m13d | 2m28d | 1m 1d-6m11d | 2m26d | 0m28d | 0m 1d-35m23d | 11m 3d | 8m 2d | 0m 0d-48m 2d | 13m29d | 9m18d | 0m10d-65m24d |
| Total Cases: | 58 | 52 | 3m13d | 2m28d | 1m 1d-6m11d | 2m25d | 0m28d | 0m 1d-35m23d | 11m 0d | 8m 0d | 0m 0d-48m 2d | 13m25d | 9m10d | 0m10d-65m24d |
| <u>HUNTERDON</u> | | | | | | | | | | | | | | |
| No Cases | - | - | - | - | - | - | - | - | - | - | - | - | - | - |

DEFENDANTS WHO RETRACTED A PLEA OF NOT GUILTY AND ENTERED A PLEA OF GUILTY TO AN INDICTMENT OR ACCUSATION DURING OCTOBER, 1976

| | Number of Indictments & Accusations On Which Plea Retracted This Month | Number of Defendants | THE UNIT FOR THESE SECTIONS IS THE DEFENDANT, REGARDLESS OF THE NUMBER OF INDICTMENTS OR ACCUSATIONS AGAINST HIM | | | | | | | | | | | |
|--------------------------------|--|----------------------|---|--------|-----------------|--|--------|------------------|---|--------|------------------|--|--------|------------------|
| | | | * TIME INTERVALS ARE COMPUTED FROM THE DATE OF FILING OF THE OLDEST INDICTMENT OR ACCUSATION ON WHICH PLEA RETRACTED THIS MONTH | | | | | | | | | | | |
| | | | Length of Continuous Incarceration at Time of Retraction | | | Period From Indictment or Accusation To First Plea | | | Period From Not Guilty Plea To Retraction | | | Period From Indictment or Accusation To Retraction | | |
| | | | Mean | Median | Range | Mean | Median | Range | Mean | Median | Range | Mean | Median | Range |
| <u>MERCER</u> Murder: | 0 | 0 | - | - | - | - | - | - | - | - | - | - | - | - |
| Other: Jail-Awtg.Plea/Trial | 5 | 5 | 1m26d | 1m11d | 0m29d- 3m 5d | 2m21d | 1m 5d | 0m17d- 6m19d | 9m27d | 1m 2d | 0m 8d- 33m 9d | 12m18d | 6m27d | 1m 0d- 34m14d |
| Jail-Other Convictn. | 13 | 13 | - | - | - | 3m 5d | 1m14d | 0m 2d- 12m 5d | 3m23d | 2m10d | 0m 3d- 16m28d | 6m28d | 5m21d | 0m10d- 18m12d |
| Released on Bail | 33 | 33 | - | - | - | 3m23d | 1m 8d | 0m 2d- 29m24d | 9m 5d | 3m 2d | 0m13d- 45m16d | 12m28d | 5m 0d | 3m19d- 46m23d |
| R.O.R. | 1 | 1 | - | - | - | 0m26d | 0m26d | None | 28m18d | 28m18d | None | 29m14d | 29m14d | None |
| Total: Other | 52 | 52 | 1m26d | 1m11d | 0m29d- 3m 5d | 3m14d | 1m 8d | 0m 2d- 29m24d | 8m 8d | 2m24d | 0m 3d- 45m16d | 11m21d | 5m17d | 0m10d- 46m23d |
| Total Cases: | 52 | 52 | 1m26d | 1m11d | 0m29d- 3m 5d | 3m14d | 1m 8d | 0m 2d- 29m24d | 8m 8d | 2m24d | 0m 3d- 45m16d | 11m21d | 5m17d | 0m10d- 46m23d |
| <u>MIDDLESEX</u> Murder: | 0 | 0 | - | - | - | - | - | - | - | - | - | - | - | - |
| Other: Jail-Awtg.Plea/Trial | 6 | 4 | 1m 2d | 0m24d | 0m13d- 2m 8d | 6m 0d | 3m16d | 1m 5d- 15m23d | 6m15d | 2m22d | 0m17d- 19m29d | 12m15d | 11m 6d | 5m26d- 21m23d |
| Jail-Other Convictn. | 3 | 3 | - | - | - | 0m27d | 0m29d | 0m18d- 1m 5d | 10m19d | 9m 8d | 8m 5d- 14m14d | 11m16d | 10m13d | 9m 4d- 15m 2d |
| Released on Bail | 27 | 25 | - | - | - | 3m 6d | 0m23d | 0m 1d- 18m20d | 11m 1d | 9m18d | 1m 6d- 31m24d | 14m 7d | 12m 3d | 1m14d- 32m 8d |
| R.O.R. | 15 | 15 | - | - | - | 2m 0d | 0m27d | 0m 6d- 10m24d | 7m14d | 9m 7d | 0m 6d- 17m13d | 9m14d | 10m14d | 2m17d- 18m10d |
| Total: Other | 51 | 47 | 1m 2d | 0m24d | 0m13d- 2m 8d | 2m27d | 0m28d | 0m 1d- 18m20d | 9m15d | 9m 7d | 0m 6d- 31m24d | 12m12d | 10m16d | 1m14d- 32m 8d |
| Total Cases: | 51 | 47 | 1m 2d | 0m24d | 0m13d- 2m 8d | 2m27d | 0m28d | 0m 1d- 18m20d | 9m15d | 9m 7d | 0m 6d- 31m24d | 12m12d | 10m16d | 1m14d- 32m 8d |

DEFENDANTS WHO RETRACTED A PLEA OF NOT GUILTY AND ENTERED A PLEA OF GUILTY TO AN INDICTMENT OR ACCUSATION DURING OCTOBER, 1976

| | Number of Indictments & Accusations On Which Plea Retracted This Month | Number of Defendants | THE UNIT FOR THESE SECTIONS IS THE DEFENDANT, REGARDLESS OF THE NUMBER OF INDICTMENTS OR ACCUSATIONS AGAINST HIM | | | | | | | | | | | |
|----------------------|--|----------------------|---|--------|-------------|--|--------|--------------|---|--------|--------------|--|--------|--------------|
| | | | * TIME INTERVALS ARE COMPUTED FROM THE DATE OF FILING OF THE OLDEST INDICTMENT OR ACCUSATION ON WHICH PLEA RETRACTED THIS MONTH | | | | | | | | | | | |
| | | | Length of Continuous Incarceration at Time of Retraction | | | Period From Indictment or Accusation To First Plea | | | Period From Not Guilty Plea To Retraction | | | Period From Indictment or Accusation To Retraction | | |
| | | | Mean | Median | Range | Mean | Median | Range | Mean | Median | Range | Mean | Median | Range |
| <u>MONMOUTH</u> | | | | | | | | | | | | | | |
| Murder: | 0 | 0 | - | - | - | - | - | - | - | - | - | - | - | - |
| Other: | | | | | | | | | | | | | | |
| Jail-Awtg.Plea/Trial | 4 | 4 | 2m 8d | 2m 3d | 1m26d-2m29d | 0m10d | 0m 9d | 0m 4d-0m17d | 2m 8d | 2m 3d | 1m26d-2m29d | 2m18d | 2m14d | 2m 7d-3m 7d |
| Jail-Other Convictn. | 20 | 20 | - | - | - | 1m 5d | 0m24d | 0m 3d-6m 1d | 2m 7d | 2m 3d | 0m 3d-6m28d | 3m13d | 2m28d | 0m18d-8m22d |
| Released on Bail | 67 | 67 | - | - | - | 0m24d | 0m22d | 0m 6d-3m28d | 4m 1d | 3m10d | 0m18d-14m24d | 4m26d | 4m 2d | 1m23d-15m15d |
| R.O.R. | 42 | 42 | - | - | - | 1m11d | 0m22d | 0m 2d-15m17d | 4m 9d | 3m20d | 0m 0d-14m24d | 5m20d | 4m11d | 2m17d-21m23d |
| Total: Other | 133 | 133 | 2m 8d | 2m 3d | 1m26d-2m29d | 1m 1d | 0m22d | 0m 2d-15m17d | 3m24d | 3m 4d | 0m 0d-14m24d | 4m25d | 4m 1d | 0m18d-21m23d |
| Total Cases: | 133 | 133 | 2m 8d | 2m 3d | 1m26d-2m29d | 1m 1d | 0m22d | 0m 2d-15m17d | 3m24d | 3m 4d | 0m 0d-14m24d | 4m25d | 4m 1d | 0m18d-21m23d |
| <u>MORRIS</u> | | | | | | | | | | | | | | |
| Murder: | 0 | 0 | - | - | - | - | - | - | - | - | - | - | - | - |
| Other: | | | | | | | | | | | | | | |
| Jail-Awtg.Plea/Trial | 2 | 2 | 0m28d | 0m28d | 0m 8d-1m18d | 13m 2d | 13m 2d | 0m 3d-26m 1d | 2m 9d | 2m 9d | 1m 8d-3m10d | 15m11d | 15m11d | 3m13d-27m 9d |
| Jail-Other Convictn. | 2 | 2 | - | - | - | 0m29d | 0m29d | 0m11d-1m18d | 2m 3d | 2m 3d | 1m25d-2m12d | 3m 3d | 3m 3d | 2m23d-3m13d |
| Released on Bail | 20 | 15 | - | - | - | 2m10d | 0m17d | 0m 7d-23m23d | 2m17d | 2m20d | 0m 1d-5m 5d | 4m26d | 3m14d | 0m29d-24m13d |
| R.O.R. | 9 | 9 | - | - | - | 0m17d | 0m16d | 0m 8d-1m 4d | 2m27d | 2m29d | 1m20d-4m 0d | 3m14d | 3m12d | 2m24d-4m20d |
| Total: Other | 33 | 28 | 0m28d | 0m28d | 0m 8d-1m18d | 2m13d | 0m16d | 0m 3d-26m 1d | 2m19d | 2m25d | 0m 1d-5m 5d | 5m 1d | 3m13d | 0m29d-27m 9d |
| Total Cases: | 33 | 28 | 0m28d | 0m28d | 0m 8d-1m18d | 2m13d | 0m16d | 0m 3d-26m 1d | 2m19d | 2m25d | 0m 1d-5m 5d | 5m 1d | 3m13d | 0m29d-27m 9d |

DEFENDANTS WHO RETRACTED A PLEA OF NOT GUILTY AND ENTERED A PLEA OF GUILTY TO AN INDICTMENT OR ACCUSATION DURING OCTOBER, 1976

| | Number of Indictments & Accusations On Which Plea Retracted This Month | Number of Defendants | THE UNIT FOR THESE SECTIONS IS THE DEFENDANT, REGARDLESS OF THE NUMBER OF INDICTMENTS OR ACCUSATIONS AGAINST HIM | | | | | | | | | | | |
|--------------------------------|--|----------------------|---|--------|-----------------|--|--------|------------------|---|--------|------------------|--|--------|------------------|
| | | | * TIME INTERV/LS ARE COMPUTED FROM THE DATE OF FILING OF THE OLDEST INDICTMENT OR ACCUSATION ON WHICH PLEA RETRACTED THIS MONTH | | | | | | | | | | | |
| | | | Length of Continuous Incarceration at Time of Retraction | | | Period From Indictment or Accusation To First Plea | | | Period From Not Guilty Plea To Retraction | | | Period From Indictment or Accusation To Retraction | | |
| | | | Mean | Median | Range | Mean | Median | Range | Mean | Median | Range | Mean | Median | Range |
| OCEAN Murder: | 0 | 0 | - | - | - | - | - | - | - | - | - | - | - | - |
| Other: Jail-Awtg.Plea/Trial | 1 | 1 | 2m 1d | 2m 1d | None | 11m28d | 11m28d | None | 0m 0d | 0m 0d | None | 11m28d | 11m28d | None |
| Released on Bail | 43 | 35 | - | - | - | 3m27d | 1m 4d | 0m13d- 55m10d | 11m 2d | 13m28d | 0m22d- 17m15d | 14m29d | 16m 8d | 1m17d- 56m15d |
| R.O.R. | 6 | 6 | - | - | - | 4m10d | 1m13d | 0m13d- 12m17d | 9m16d | 9m17d | 4m10d- 14m29d | 13m26d | 14m29d | 7m 1d- 16m28d |
| Total: Other | 50 | 42 | 2m 1d | 2m 1d | None | 4m 5d | 1m 4d | 0m13d- 55m10d | 10m17d | 12m 4d | 0m 0d- 17m15d | 14m22d | 16m 7d | 1m17d- 56m15d |
| Total Cases: | 50 | 42 | 2m 1d | 2m 1d | None | 4m 5d | 1m 4d | 0m13d- 55m10d | 10m17d | 12m 4d | 0m 0d- 17m15d | 14m22d | 16m 7d | 1m17d- 56m15d |
| PASSAIC Murder: | | | | | | | | | | | | | | |
| Jail-Awtg.Plea/Trial | 1 | 1 | 4m18d | 4m18d | None | 2m 8d | 2m 8d | None | 4m 9d | 4m 9d | None | 6m17d | 6m17d | None |
| Total: Murder | 1 | 1 | 4m18d | 4m18d | None | 2m 8d | 2m 8d | None | 4m 9d | 4m 9d | None | 6m17d | 6m17d | None |
| Other: Jail-Awtg.Plea/Trial | 23 | 16 | 2m18d | 2m19d | 0m 1d- 4m29d | 2m28d | 0m 7d | 0m 1d- 36m26d | 2m 7d | 1m 6d | 0m 4d- 7m11d | 5m 5d | 1m17d | 0m19d- 37m23d |
| Jail-Other Convictn. | 1 | 1 | - | - | - | 0m27d | 0m27d | None | 1m 8d | 1m 8d | None | 2m 5d | 2m 5d | None |
| Released on Bail | 53 | 53 | - | - | - | 0m14d | 0m 9d | 0m 0d- 7m 5d | 4m23d | 3m26d | 0m18d- 18m25d | 5m 7d | 4m 6d | 0m27d- 19m 6d |
| R.O.R. | 5 | 5 | - | - | - | 1m27d | 0m10d | 0m 1d- 6m26d | 4m 8d | 3m23d | 0m26d- 8m26d | 6m 4d | 5m11d | 0m27d- 10m19d |
| Total: Other | 82 | 75 | 2m18d | 2m19d | 0m 1d- 4m29d | 1m 3d | 0m 9d | 0m 0d- 36m26d | 4m 4d | 3m20d | 0m 4d- 18m25d | 5m 7d | 4m 3d | 0m19d- 37m23d |
| Total Cases: | 83 | 76 | 2m22d | 2m20d | 0m 1d- 4m29d | 1m 3d | 0m 9d | 0m 0d- 36m26d | 4m 4d | 3m20d | 0m 4d- 18m25d | 5m 8d | 4m 4d | 0m19d- 37m23d |

DEFENDANTS WHO RETRACTED A PLEA OF NOT GUILTY AND ENTERED A PLEA OF GUILTY TO AN INDICTMENT OR ACCUSATION DURING OCTOBER, 1976

| | Number of Indictments & Accusations On Which Plea Retracted This Month | Number of Defendants | THE UNIT FOR THESE SECTIONS IS THE DEFENDANT, REGARDLESS OF THE NUMBER OF INDICTMENTS OR ACCUSATIONS AGAINST HIM | | | | | | | | | | | |
|--------------------------------|--|----------------------|---|--------|-----------------|--|--------|-----------------|---|--------|------------------|--|--------|------------------|
| | | | * TIME INTERVALS ARE COMPUTED FROM THE DATE OF FILING OF THE OLDEST INDICTMENT OR ACCUSATION ON WHICH PLEA RETRACTED THIS MONTH | | | | | | | | | | | |
| | | | Length of Continuous Incarceration at Time of Retraction | | | Period From Indictment or Accusation To First Plea | | | Period From Not Guilty Plea To Retraction | | | Period From Indictment or Accusation To Retraction | | |
| | | | Mean | Median | Range | Mean | Median | Range | Mean | Median | Range | Mean | Median | Range |
| <u>SALEM</u> Murder: | 0 | 0 | - | - | - | - | - | - | - | - | - | - | - | - |
| Other: Jail-Other Convictn. | 1 | 1 | - | - | - | 1m 4d | 1m 4d | None | 5m18d | 5m18d | None | 6m22d | 6m22d | None |
| Released on Bail | 10 | 8 | - | - | - | 0m27d | 0m16d | 0m12d- 2m11d | 11m 3d | 10m19d | 2m21d- 24m15d | 12m 0d | 11m11d | 4m 8d- 24m28d |
| Total: Other | 11 | 9 | - | - | - | 0m28d | 0m18d | 0m12d- 2m11d | 10m15d | 6m29d | 2m21d- 24m15d | 11m13d | 7m29d | 4m 8d- 24m28d |
| Total Cases: | 11 | 9 | - | - | - | 0m28d | 0m18d | 0m12d- 2m11d | 10m15d | 6m29d | 2m21d- 24m15d | 11m13d | 7m29d | 4m 8d- 24m28d |
| <u>SOMERSET</u> Murder: | 0 | 0 | - | - | - | - | - | - | - | - | - | - | - | - |
| Other: Jail-Awtg.Plea/Trial | 4 | 3 | 1m28d | 2m 0d | 0m22d- 3m 1d | 1m 7d | 0m11d | 0m 9d- 3m 1d | 5m 7d | 6m18d | 0m28d- 8m 6d | 6m14d | 6m27d | 1m 9d- 11m 7d |
| Jail-Other Convictn. | 3 | 3 | - | - | - | 0m12d | 0m14d | 0m 6d- 0m15d | 7m15d | 8m 8d | 5m23d- 8m13d | 7m26d | 8m14d | 6m 7d- 8m28d |
| Released on Bail | 19 | 13 | - | - | - | 0m28d | 0m16d | 0m 2d- 4m12d | 6m 2d | 6m11d | 0m28d- 11m 0d | 7m 0d | 6m26d | 3m 1d- 11m20d |
| R.O.R. | 10 | 9 | - | - | - | 0m16d | 0m16d | 0m 9d- 0m22d | 6m14d | 6m22d | 3m13d- 8m12d | 7m 0d | 7m 8d | 3m22d- 8m27d |
| Total: Other | 36 | 28 | 1m28d | 2m 0d | 0m22d- 3m 1d | 0m23d | 0m15d | 0m 2d- 4m12d | 6m 8d | 6m19d | 0m28d- 11m 0d | 7m 1d | 7m 4d | 1m 9d- 11m20d |
| Total Cases: | 36 | 28 | 1m28d | 2m 0d | 0m22d- 3m 1d | 0m23d | 0m15d | 0m 2d- 4m12d | 6m 8d | 6m19d | 0m28d- 11m 0d | 7m 1d | 7m 4d | 1m 9d- 11m20d |
| <u>SUSSEX</u> No Cases | - | - | - | - | - | - | - | - | - | - | - | - | - | - |

DEFENDANTS WHO RETRACTED A PLEA OF NOT GUILTY AND ENTERED A PLEA OF GUILTY TO AN INDICTMENT OR ACCUSATION DURING OCTOBER, 1976

| | Number of Indictments & Accusations On Which Plea Retracted This Month | Number of Defendants | THE UNIT FOR THESE SECTIONS IS THE DEFENDANT, REGARDLESS OF THE NUMBER OF INDICTMENTS OR ACCUSATIONS AGAINST HIM | | | | | | | | | | | |
|----------------------|--|----------------------|---|--------|-------------|--|--------|--------------|---|--------|--------------|--|--------|--------------|
| | | | * TIME INTERVALS ARE COMPUTED FROM THE DATE OF FILING OF THE OLDEST INDICTMENT OR ACCUSATION ON WHICH PLEA RETRACTED THIS MONTH | | | | | | | | | | | |
| | | | Length of Continuous Incarceration at Time of Retraction | | | Period From Indictment or Accusation To First Plea | | | Period From Not Guilty Plea To Retraction | | | Period From Indictment or Accusation To Retraction | | |
| | | | Mean | Median | Range | Mean | Median | Range | Mean | Median | Range | Mean | Median | Range |
| UNION | | | | | | | | | | | | | | |
| Murder: | | | | | | | | | | | | | | |
| Jail-Awtg.Plea/Trial | 1 | 1 | 4m24d | 4m24d | None | 0m 9d | 0m 9d | None | 3m24d | 3m24d | None | 4m 3d | 4m 3d | None |
| Total: Murder | 1 | 1 | 4m24d | 4m24d | None | 0m 9d | 0m 9d | None | 3m24d | 3m24d | None | 4m 3d | 4m 3d | None |
| Other: | | | | | | | | | | | | | | |
| Jail-Awtg.Plea/Trial | 19 | 17 | 3m 8d | 3m25d | 0m28d-6m 5d | 7m26d | 0m16d | 0m 7d-65m16d | 5m 2d | 1m24d | 0m18d-53m 3d | 12m28d | 2m22d | 0m28d-66m 5d |
| Jail-Other Convictn. | 7 | 6 | - | - | - | 0m25d | 0m25d | 0m17d-1m 0d | 3m24d | 3m11d | 1m 1d-9m 4d | 4m19d | 4m 9d | 1m24d-10m 4d |
| Released on Bail | 69 | 65 | - | - | - | 2m 4d | 0m24d | 0m 6d-44m 9d | 5m17d | 4m 8d | 0m 0d-17m28d | 7m21d | 5m11d | 1m 4d-45m 9d |
| Total: Other | 95 | 88 | 3m 8d | 3m25d | 0m28d-6m 5d | 3m 5d | 0m24d | 0m 6d-65m16d | 5m10d | 3m22d | 0m 0d-53m 3d | 8m15d | 5m 1d | 0m28d-66m 5d |
| Total Cases: | 96 | 89 | 3m10d | 3m25d | 0m28d-6m 5d | 3m 4d | 0m24d | 0m 6d-65m16d | 5m10d | 3m22d | 0m 0d-53m 3d | 8m14d | 5m 1d | 0m28d-66m 5d |
| WARREN | | | | | | | | | | | | | | |
| Murder: | 0 | 0 | - | - | - | - | - | - | - | - | - | - | - | - |
| Other: | | | | | | | | | | | | | | |
| Released on Bail | 5 | 5 | - | - | - | 0m21d | 0m20d | 0m17d-0m27d | 3m21d | 1m24d | 0m21d-10m28d | 4m11d | 2m11d | 1m10d-11m18d |
| Total: Other | 5 | 5 | - | - | - | 0m21d | 0m20d | 0m17d-0m27d | 3m21d | 1m24d | 0m21d-10m28d | 4m11d | 2m11d | 1m10d-11m18d |
| Total Cases: | 5 | 5 | - | - | - | 0m21d | 0m20d | 0m17d-0m27d | 3m21d | 1m24d | 0m21d-10m28d | 4m11d | 2m11d | 1m10d-11m18d |

DEFENDANTS WHO RETRACTED A PLEA OF NOT GUILTY AND ENTERED A PLEA OF GUILTY TO AN INDICTMENT OR ACCUSATION DURING OCTOBER, 1976

| | Number of Indictments & Accusations On Which Plea Retracted This Month | THE UNIT FOR THESE SECTIONS IS THE DEFENDANT, REGARDLESS OF THE NUMBER OF INDICTMENTS OR ACCUSATIONS AGAINST HIM | | | | | | | | | | | | |
|------------------------------|--|--|---|--------|--------------|--|--------|--------------|---|--------|--------------|--|--------|--------------|
| | | Number of Defendants | * TIME INTERVALS ARE COMPUTED FROM THE DATE OF FILING OF THE OLDEST INDICTMENT OR ACCUSATION ON WHICH PLEA RETRACTED THIS MONTH | | | | | | | | | | | |
| | | | Length of Continuous Incarceration at Time of Retraction | | | Period From Indictment or Accusation To First Plea | | | Period From Not Guilty Plea To Retraction | | | Period From Indictment or Accusation To Retraction | | |
| | | | Mean | Median | Range | Mean | Median | Range | Mean | Median | Range | Mean | Median | Range |
| 8 LARGEST COUNTIES ** | | | | | | | | | | | | | | |
| Murder: | | | | | | | | | | | | | | |
| Jail-Awtg.Plea/Trial | 5 | 5 | 3m25d | 4m16d | 2m 5d-4m24d | 0m20d | 0m 9d | 0m 6d-2m 8d | 2m29d | 3m11d | 1m20d-4m 9d | 3m19d | 3m20d | 1m26d-6m17d |
| Released on Bail | 2 | 2 | - | - | - | 3m 3d | 3m 3d | 1m 4d-5m 3d | 3m 9d | 3m 9d | 0m21d-5m27d | 6m12d | 6m12d | 5m24d-7m 1d |
| Total: Murder | 7 | 7 | 3m25d | 4m16d | 2m 5d-4m24d | 1m11d | 0m 9d | 0m 6d-5m 3d | 3m 2d | 3m11d | 0m21d-5m27d | 4m13d | 4m 3d | 1m26d-7m 1d |
| Other: | | | | | | | | | | | | | | |
| Jail-Awtg.Plea/Trial | 137 | 100 | 2m29d | 2m19d | 0m 0d-20m11d | 3m17d | 0m16d | 0m 1d-65m16d | 4m24d | 1m24d | 0m 0d-53m 3d | 8m12d | 3m 3d | 0m 8d-66m 5d |
| Jail-Other Convictn. | 89 | 73 | - | - | - | 2m 0d | 0m28d | 0m 3d-12m15d | 5m28d | 2m28d | 0m 0d-40m12d | 7m27d | 4m26d | 0m18d-44m14d |
| Released on Bail | 475 | 439 | - | - | - | 1m22d | 0m22d | 0m 0d-46m 4d | 6m21d | 4m16d | 0m 0d-43m 8d | 8m13d | 5m27d | 0m10d-65m24d |
| R.O.R. | 117 | 105 | - | - | - | 2m 1d | 0m23d | 0m 1d-34m15d | 6m17d | 4m 2d | 0m 0d-53m24d | 8m18d | 6m14d | 0m27d-54m 7d |
| Total: Other | 818 | 717 | 2m29d | 2m19d | 0m 0d-20m11d | 2m 1d | 0m22d | 0m 0d-65m16d | 6m10d | 3m26d | 0m 0d-53m24d | 8m12d | 5m16d | 0m 8d-66m 5d |
| Total Cases: | 825 | 724 | 3m 0d | 2m19d | 0m 0d-20m11d | 2m 1d | 0m22d | 0m 0d-65m16d | 6m 9d | 3m25d | 0m 0d-53m24d | 8m11d | 5m15d | 0m 8d-66m 5d |
| 13 REMAINING COUNTIES | | | | | | | | | | | | | | |
| Murder: | 0 | 0 | - | - | - | - | - | - | - | - | - | - | - | - |
| Other: | | | | | | | | | | | | | | |
| Jail-Awtg.Plea/Trial | 81 | 70 | 2m26d | 2m 8d | 0m 8d-8m28d | 2m10d | 0m20d | 0m 3d-26m 1d | 5m 1d | 1m16d | 0m 0d-47m27d | 7m11d | 4m 4d | 0m29d-48m17d |
| Jail-Other Convictn. | 35 | 34 | - | - | - | 1m29d | 0m25d | 0m 0d-12m 5d | 5m 8d | 3m12d | 0m 0d-28m 5d | 7m 7d | 5m25d | 0m 7d-28m20d |
| Released on Bail | 280 | 243 | - | - | - | 2m 3d | 0m22d | 0m 0d-55m10d | 7m27d | 4m10d | 0m 0d-52m 6d | 10m 0d | 6m 4d | 0m12d-56m15d |
| R.O.R. | 33 | 30 | - | - | - | 1m10d | 0m16d | 0m 8d-12m17d | 6m11d | 5m24d | 1m20d-28m18d | 7m21d | 6m25d | 2m15d-29m14d |
| Total: Other | 429 | 377 | 2m26d | 2m 8d | 0m 8d-8m28d | 2m 2d | 0m21d | 0m 0d-55m10d | 7m 0d | 3m28d | 0m 0d-52m 6d | 9m 2d | 5m23d | 0m 7d-56m15d |
| Total Cases: | 429 | 377 | 2m26d | 2m 8d | 0m 8d-8m28d | 2m 2d | 0m21d | 0m 0d-55m10d | 7m 0d | 3m28d | 0m 0d-52m 6d | 9m 2d | 5m23d | 0m 7d-56m15d |

DEFENDANTS WHO RETRACTED A PLEA OF NOT GUILTY AND ENTERED A PLEA OF GUILTY TO AN INDICTMENT OR ACCUSATION DURING OCTOBER, 1976

| | Number of Indictments & Accusations On Which Plea Retracted This Month | Number of Defendants | THE UNIT FOR THESE SECTIONS IS THE DEFENDANT, REGARDLESS OF THE NUMBER OF INDICTMENTS OR ACCUSATIONS AGAINST HIM | | | | | | | | | | | |
|---------------------------------|--|----------------------|---|--------|------------------|--|--------|------------------|---|--------|------------------|--|--------|------------------|
| | | | * TIME INTERVALS ARE COMPUTED FROM THE DATE OF FILING OF THE OLDEST INDICTMENT OR ACCUSATION ON WHICH PLEA RETRACTED THIS MONTH | | | | | | | | | | | |
| | | | Length of Continuous Incarceration at Time of Retraction | | | Period From Indictment or Accusation To First Plea | | | Period From Not Guilty Plea To Retraction | | | Period From Indictment or Accusation To Retraction | | |
| | | | Mean | Median | Range | Mean | Median | Range | Mean | Median | Range | Mean | Median | Range |
| STATE TOTALS | | | | | | | | | | | | | | |
| Murder: Jail-Awtg.Plea/Trial | 5 | 5 | 3m25d | 4m16d | 2m 5d- 4m24d | 0m20d | 0m 9d | 0m 6d- 2m 8d | 2m29d | 3m11d | 1m20d- 4m 9d | 3m19d | 3m20d | 1m26d- 6m17d |
| Released on Bail | 2 | 2 | - | - | - | 3m 3d | 3m 3d | 1m 4d- 5m 3d | 3m 9d | 3m 9d | 0m21d- 5m27d | 6m12d | 6m12d | 5m24d- 7m 1d |
| Total: Murder | 7 | 7 | 3m25d | 4m16d | 2m 5d- 4m24d | 1m11d | 0m 9d | 0m 6d- 5m 3d | 3m 2d | 3m11d | 0m21d- 5m27d | 4m13d | 4m 3d | 1m26d- 7m 1d |
| Other: Jail-Awtg.Plea/Trial | 218 | 170 | 2m28d | 2m15d | 0m 0d- 20m11d | 3m 2d | 0m16d | 0m 1d- 65m16d | 4m27d | 1m24d | 0m 0d- 53m 3d | 7m29d | 3m14d | 0m 8d- 66m 5d |
| Jail-Other Convictn. | 124 | 107 | - | - | - | 1m29d | 0m28d | 0m 0d- 12m15d | 5m21d | 2m28d | 0m 0d- 40m12d | 7m21d | 5m 6d | 0m 7d- 44m14d |
| Released on Bail | 755 | 682 | - | - | - | 1m25d | 0m22d | 0m 0d- 55m10d | 7m 4d | 4m15d | 0m 0d- 52m 6d | 9m 0d | 5m29d | 0m10d- 65m24d |
| R.O.R. | 150 | 135 | - | - | - | 1m26d | 0m22d | 0m 1d- 34m15d | 6m16d | 4m12d | 0m 0d- 53m24d | 8m12d | 6m18d | 0m27d- 54m 7d |
| Total: Other | 1,247 | 1,094 | 2m28d | 2m15d | 0m 0d- 20m11d | 2m 2d | 0m22d | 0m 0d- 65m16d | 6m17d | 3m26d | 0m 0d- 53m24d | 8m19d | 5m16d | 0m 7d- 66m 5d |
| Total Cases: | 1,254 | 1,101 | 2m28d | 2m17d | 0m 0d- 20m11d | 2m 2d | 0m22d | 0m 0d- 65m16d | 6m17d | 3m26d | 0m 0d- 53m24d | 8m18d | 5m16d | 0m 7d- 66m 5d |

* Information from different counties was not uniformly reported as to whether the defendant was in jail awaiting plea or trial or in jail on another conviction.

** As to population, 1970 U.S. Census: Bergen, Camden, Essex, Hudson, Middlesex, Monmouth, Passaic, Union. Also coincides with estimated population, 7/1/76, official State estimates by Office of Business Economics, N.J. Department of Labor and Industry.

Note: When "None" is used in place of the range, there is either a single case (time interval) in that category or 2 or more cases with the same time interval.

DEFENDANTS WHO RETRACTED A PLEA OF NOT GUILTY AND ENTERED A PLEA OF GUILTY TO AN INDICTMENT OR ACCUSATION DURING MARCH, 1977

| | Number of Indictments & Accusations On Which Plea Retracted This Month | Number of Defendants | THE UNIT FOR THESE SECTIONS IS THE DEFENDANT, REGARDLESS OF THE NUMBER OF INDICTMENTS OR ACCUSATIONS AGAINST HIM | | | | | | | | | | | |
|-----------------------|--|----------------------|---|--------|--------------|--|--------|--------------|---|--------|--------------|--|--------|--------------|
| | | | * TIME INTERVALS ARE COMPUTED FROM THE DATE OF FILING OF THE OLDEST INDICTMENT OR ACCUSATION ON WHICH PLEA RETRACTED THIS MONTH | | | | | | | | | | | |
| | | | Length of Continuous Incarceration at Time of Retraction | | | Period From Indictment or Accusation To First Plea | | | Period From Not Guilty Plea To Retraction | | | Period From Indictment or Accusation To Retraction | | |
| | | | Mean | Median | Range | Mean | Median | Range | Mean | Median | Range | Mean | Median | Range |
| ATLANTIC | | | | | | | | | | | | | | |
| Murder: | 0 | 0 | - | - | - | - | - | - | - | - | - | - | - | - |
| Other: | | | | | | | | | | | | | | |
| Jail-Awtg.Plea/Trial | 32 | 27 | 2m10d | 1m24d | 0m18d-13m22d | 1m29d | 0m18d | 0m13d-22m15d | 2m13d | 1m 1d | 0m21d-22m 3d | 4m12d | 1m14d | 1m 7d-23m23d |
| Jail-Other Conviction | 5 | 5 | - | - | - | 5m11d | 1m 1d | 0m13d-12m14d | 1m14d | 1m21d | 0m23d-2m12d | 6m25d | 3m13d | 1m 7d-14m 4d |
| Released on Bail | 61 | 60 | - | - | - | 2m 7d | 0m20d | 0m 0d-31m19d | 3m 8d | 2m18d | 0m 0d-11m 3d | 5m14d | 3m23d | 0m 1d-32m 1d |
| Total: Other | 98 | 92 | 2m10d | 1m24d | 0m18d-13m22d | 2m 9d | 0m19d | 0m 0d-31m19d | 2m28d | 1m25d | 0m 0d-22m 3d | 5m 7d | 3m 7d | 0m 1d-32m 1d |
| Total Cases: | 98 | 92 | 2m10d | 1m24d | 0m18d-13m22d | 2m 9d | 0m19d | 0m 0d-31m19d | 2m28d | 1m25d | 0m 0d-22m 3d | 5m 7d | 3m 7d | 0m 1d-32m 1d |
| BERGEN: | | | | | | | | | | | | | | |
| Murder: | 0 | 0 | - | - | - | - | - | - | - | - | - | - | - | - |
| Other: | | | | | | | | | | | | | | |
| Jail-Awtg.Plea/Trial | 7 | 7 | 4m24d | 4m 5d | 2m 3d-9m16d | 2m19d | 0m16d | 0m14d-14m17d | 3m17d | 2m20d | 1m 3d-9m16d | 6m 7d | 3m 6d | 1m19d-24m 3d |
| Jail-Other Conviction | 1 | 1 | - | - | - | 0m15d | 0m15d | None | 1m10d | 1m10d | None | 1m25d | 1m25d | None |
| Released on Bail | 24 | 24 | - | - | - | 0m24d | 0m17d | 0m14d-2m 3d | 4m28d | 3m 6d | 1m 3d-16m17d | 5m23d | 3m25d | 1m18d-17m 8d |
| R.O.R. | 12 | 12 | - | - | - | 0m27d | 0m17d | 0m14d-3m10d | 5m17d | 3m28d | 1m 6d-22m12d | 6m14d | 4m21d | 1m23d-25m22d |
| Total: Other | 44 | 44 | 4m24d | 4m 5d | 2m 3d-9m16d | 1m 4d | 0m17d | 0m14d-14m17d | 4m24d | 3m21d | 1m 3d-22m12d | 5m28d | 4m 6d | 1m18d-25m22d |
| Total Cases: | 44 | 44 | 4m24d | 4m 5d | 2m 3d-9m16d | 1m 4d | 0m17d | 0m14d-14m17d | 4m24d | 3m21d | 1m 3d-22m12d | 5m28d | 4m 6d | 1m18d-25m22d |

DEFENDANTS WHO RETRACTED A PLEA OF NOT GUILTY AND ENTERED A PLEA OF GUILTY TO AN INDICTMENT OR ACCUSATION DURING MARCH, 1977

| | Number of Indictments & Accusations On Which Plea Retracted This Month | Number of Defendants | THE UNIT FOR THESE SECTIONS IS THE DEFENDANT, REGARDLESS OF THE NUMBER OF INDICTMENTS OR ACCUSATIONS AGAINST HIM | | | | | | | | | | | |
|-----------------------|--|----------------------|---|--------|--------------|--|--------|---------------|---|--------|----------------|--|---------|----------------|
| | | | * TIME INTERVALS ARE COMPUTED FROM THE DATE OF FILING OF THE OLDEST INDICTMENT OR ACCUSATION ON WHICH PLEA RETRACTED THIS MONTH | | | | | | | | | | | |
| | | | Length of Continuous Incarceration at Time of Retraction | | | Period From Indictment or Accusation To First Plea | | | Period From Not Guilty Plea To Retraction | | | Period From Indictment or Accusation To Retraction | | |
| | | | Mean | Median | Range | Mean | Median | Range | Mean | Median | Range | Mean | Median | Range |
| BURLINGTON | | | | | | | | | | | | | | |
| Murder: | 0 | 0 | - | - | - | - | - | - | - | - | - | - | - | - |
| Other: | | | | | | | | | | | | | | |
| Jail-Other Conviction | 11 | 9 | - | - | - | 6m 0d | 4m 0d | 0m 1d-15m 9d | 1m 26d | 1m 8d | 0m 2d-4m 29d | 7m 26d | 7m 25d | 1m 9d-16m 17d |
| Released on Bail | 113 | 69 | - | - | - | 2m 14d | 1m 1d | 0m 6d-29m 15d | 6m 7d | 4m 2d | 0m 22d-20m 13d | 8m 21d | 6m 1d | 1m 23d-30m 25d |
| R.O.R. | 10 | 5 | - | - | - | 0m 17d | 0m 19d | 0m 11d-0m 21d | 11m 12d | 9m 28d | 9m 19d-15m 24d | 12m 0d | 10m 19d | 10m 8d-16m 11d |
| Total: Other | 134 | 83 | - | - | - | 2m 22d | 1m 1d | 0m 1d-29m 15d | 6m 2d | 4m 0d | 0m 2d-20m 13d | 8m 24d | 7m 1d | 1m 9d-30m 25d |
| Total Cases: | 134 | 83 | - | - | - | 2m 22d | 1m 1d | 0m 1d-29m 15d | 6m 2d | 4m 0d | 0m 2d-20m 13d | 8m 24d | 7m 1d | 1m 9d-30m 25d |
| CAMDEN | | | | | | | | | | | | | | |
| Murder: | 0 | 0 | - | - | - | - | - | - | - | - | - | - | - | - |
| Other: | | | | | | | | | | | | | | |
| Jail-Awtg. Plea/Trial | 18 | 11 | 2m 21d | 1m 27d | 1m 0d-5m 16d | 1m 14d | 1m 11d | 0m 16d-2m 21d | 4m 12d | 4m 14d | 0m 5d-13m 25d | 5m 25d | 5m 11d | 0m 28d-15m 20d |
| Jail-Other Conviction | 21 | 17 | - | - | - | 2m 11d | 1m 12d | 0m 14d-14m 9d | 3m 17d | 2m 15d | 0m 14d-8m 6d | 5m 28d | 5m 9d | 1m 8d-16m 24d |
| Released on Bail | 72 | 64 | - | - | - | 2m 20d | 1m 11d | 0m 7d-27m 9d | 6m 23d | 3m 21d | 0m 8d-30m 13d | 9m 13d | 5m 9d | 1m 1d-33m 25d |
| R.O.R. | 5 | 5 | - | - | - | 5m 0d | 1m 27d | 1m 12d-18m 0d | 7m 3d | 6m 8d | 1m 17d-13m 22d | 12m 3d | 8m 5d | 2m 29d-26m 27d |
| Total: Other | 116 | 97 | 2m 21d | 1m 27d | 1m 0d-5m 16d | 2m 18d | 1m 12d | 0m 7d-27m 9d | 5m 28d | 3m 27d | 0m 5d-30m 13d | 8m 16d | 5m 16d | 0m 28d-33m 25d |
| Total Cases: | 116 | 97 | 2m 21d | 1m 27d | 1m 0d-5m 16d | 2m 18d | 1m 12d | 0m 7d-27m 9d | 5m 28d | 3m 27d | 0m 5d-30m 13d | 8m 16d | 5m 16d | 0m 28d-33m 25d |

DEFENDANTS WHO RETRACTED A PLEA OF NOT GUILTY AND ENTERED A PLEA OF GUILTY TO AN INDICTMENT OR ACCUSATION DURING MARCH, 1977

| | Number of Indictments & Accusations On Which Plea Retracted This Month | Number of Defendants | THE UNIT FOR THESE SECTIONS IS THE DEFENDANT, REGARDLESS OF THE NUMBER OF INDICTMENTS OR ACCUSATIONS AGAINST HIM | | | | | | | | | | | |
|-----------------------|--|----------------------|---|--------|-------------|--|--------|-------------|---|--------|--------------|--|--------|--------------|
| | | | * TIME INTERVALS ARE COMPUTED FROM THE DATE OF FILING OF THE OLDEST INDICTMENT OR ACCUSATION ON WHICH PLEA RETRACTED THIS MONTH | | | | | | | | | | | |
| | | | Length of Continuous Incarceration at Time of Retraction | | | Period From Indictment or Accusation To First Plea | | | Period From Not Guilty Plea To Retraction | | | Period From Indictment or Accusation To Retraction | | |
| | | | Mean | Median | Range | Mean | Median | Range | Mean | Median | Range | Mean | Median | Range |
| CAPE MAY | | | | | | | | | | | | | | |
| Murder: | 0 | 0 | - | - | - | - | - | - | - | - | - | - | - | - |
| Other: | | | | | | | | | | | | | | |
| Jail-Awtg. Plea/Trial | 6 | 4 | 3m 5d | 3m18d | 0m15d-5m 1d | 1m 2d | 0m15d | 0m13d-2m23d | 2m25d | 2m17d | 1m19d-4m16d | 3m27d | 3m20d | 2m 4d-6m 2d |
| Released on Bail | 13 | 12 | - | - | - | 1m28d | 1m 0d | 0m16d-8m17d | 4m29d | 4m 7d | 0m 0d-8m22d | 6m28d | 5m28d | 1m20d-15m11d |
| R.O.R. | 6 | 4 | - | - | - | 2m11d | 1m 0d | 0m16d-6m27d | 2m 1d | 2m 0d | 0m 1d-4m 2d | 4m12d | 4m24d | 1m 2d-6m28d |
| Total: Other | 25 | 20 | 3m 5d | 3m18d | 0m15d-5m 1d | 1m26d | 1m 0d | 0m13d-8m17d | 3m29d | 4m 2d | 0m 0d-8m22d | 5m24d | 5m 2d | 1m 2d-15m11d |
| Total Cases: | 25 | 20 | 3m 5d | 3m18d | 0m15d-5m 1d | 1m26d | 1m 0d | 0m13d-8m17d | 3m29d | 4m 2d | 0m 0d-8m22d | 5m24d | 5m 2d | 1m 2d-15m11d |
| CUMBERLAND | | | | | | | | | | | | | | |
| Murder: | 0 | 0 | - | - | - | - | - | - | - | - | - | - | - | - |
| Other: | | | | | | | | | | | | | | |
| Jail-Awtg. Plea/Trial | 11 | 7 | 3m25d | 3m25d | 1m14d-6m 5d | 1m 7d | 0m22d | 0m19d-3m12d | 2m14d | 2m 2d | 1m 9d-4m 6d | 3m22d | 4m 7d | 1m28d-5m 4d |
| Jail-Other Conviction | 4 | 2 | - | - | - | 0m 8d | 0m 8d | 0m 1d-0m16d | 6m13d | 6m13d | 2m15d-10m11d | 6m21d | 6m21d | 3m 1d-10m12d |
| Released on Bail | 7 | 6 | - | - | - | 0m29d | 0m20d | 0m15d-2m17d | 8m10d | 7m11d | 0m29d-16m 7d | 9m 9d | 8m17d | 1m14d-16m27d |
| R.O.R. | 5 | 5 | - | - | - | 0m23d | 0m20d | 0m19d-1m 0d | 5m 1d | 4m 7d | 2m 4d-8m22d | 5m24d | 5m 2d | 2m24d-9m22d |
| Total: Other | 27 | 20 | 3m25d | 3m25d | 1m14d-6m 5d | 0m28d | 0m20d | 0m 1d-3m12d | 5m 8d | 3m 7d | 0m29d-16m 7d | 6m 6d | 4m22d | 1m14d-16m27d |
| Total Cases: | 27 | 20 | 3m25d | 3m25d | 1m14d-6m 5d | 0m28d | 0m20d | 0m 1d-3m12d | 5m 8d | 3m 7d | 0m29d-16m 7d | 6m 6d | 4m22d | 1m14d-16m27d |

DEFENDANTS WHO RETRACTED A PLEA OF NOT GUILTY AND ENTERED A PLEA OF GUILTY TO AN INDICTMENT OR ACCUSATION DURING MARCH, 1977

| | | THE UNIT FOR THESE SECTIONS IS THE DEFENDANT, REGARDLESS OF THE NUMBER OF INDICTMENTS OR ACCUSATIONS AGAINST HIM | | | | | | | | | | | | |
|--|----------------------|---|--------|-------|--|--------|-------|---|--------|--------|--|--------|--------|---------------|
| Number of Indictments & Accusations On Which Plea Retracted This Month | Number of Defendants | * TIME INTERVALS ARE COMPUTED FROM THE DATE OF FILING OF THE OLDEST INDICTMENT OR ACCUSATION ON WHICH PLEA RETRACTED THIS MONTH | | | | | | | | | | | | |
| | | Length of Continuous Incarceration at Time of Retraction | | | Period From Indictment or Accusation To First Plea | | | Period From Not Guilty Plea To Retraction | | | Period From Indictment or Accusation To Retraction | | | |
| | | Mean | Median | Range | Mean | Median | Range | Mean | Median | Range | Mean | Median | Range | |
| ESSEX | | | | | | | | | | | | | | |
| Murder: Jail-Awtg. Plea/Trial | 2 | 2 | 4m14d | 4m14d | 4m 6d-4m22d | 0m28d | 0m28d | 0m11d-1m16d | 1m18d | 1m18d | 0m24d-2m12d | 2m16d | 2m16d | 2m10d-2m23d |
| Released on Bail | 1 | 1 | - | - | - | 0m27d | 0m27d | None | 2m23d | 2m23d | None | 3m20d | 3m20d | None |
| Total: Murder | 3 | 3 | 4m14d | 4m14d | 4m 6d-4m22d | 0m28d | 0m27d | 0m11d-1m16d | 2m 0d | 2m12d | 0m24d-2m23d | 2m28d | 2m23d | 2m10d-3m20d |
| Other: Jail-Awtg. Plea/Trial | 37 | 35 | 2m13d | 2m11d | 0m 1d-6m27d | 4m 3d | 0m17d | 0m 7d-48m15d | 2m21d | 1m12d | 0m 4d-23m27d | 6m24d | 2m17d | 0m18d-49m10d |
| Jail-Other Conviction | 35 | 33 | - | - | - | 1m14d | 0m20d | 0m 6d-19m 2d | 6m 3d | 4m22d | 0m 0d-20m 9d | 7m17d | 5m17d | 1m 1d-21m28d |
| Released on Bail | 143 | 135 | - | - | - | 1m10d | 0m20d | 0m 0d-40m17d | 7m26d | 7m 1d | 0m 0d-31m 4d | 9m 6d | 8m 1d | 0m 8d-40m19d |
| R.O.R. | 53 | 52 | - | - | - | 1m13d | 0m21d | 0m 8d-19m17d | 8m18d | 7m25d | 0m 1d-26m 8d | 10m 2d | 9m 4d | 0m15d-28m21d |
| Total: Other | 268 | 255 | 2m13d | 2m11d | 0m 1d-6m27d | 1m23d | 0m20d | 0m 0d-48m15d | 7m 2d | 6m14d | 0m 0d-31m 4d | 8m25d | 7m22d | 0m 8d-49m10d |
| Total Cases: | 271 | 258 | 2m17d | 2m12d | 0m 1d-6m27d | 1m22d | 0m20d | 0m 0d-48m15d | 7m 0d | 6m12d | 0m 0d-31m 4d | 8m23d | 7m20d | 0m 8d-49m10d |
| GLOUCESTER | | | | | | | | | | | | | | |
| Murder: | 0 | 0 | - | - | - | - | - | - | - | - | - | - | - | - |
| Other: Jail-Awtg. Plea/Trial | 1 | 1 | 4m25d | 4m25d | None | 6m 6d | 6m 6d | None | 0m29d | 0m29d | None | 7m 5d | 7m 5d | None |
| Released on Bail | 9 | 6 | - | - | - | 1m 4d | 0m22d | 0m 6d-3m 8d | 17m 0d | 12m22d | 8m22d-36m20d | 18m 4d | 13m10d | 11m 0d-37m 8d |
| Total: Other | 10 | 7 | 4m25d | 4m25d | None | 1m25d | 0m27d | 0m 6d-6m 6d | 14m21d | 11m20d | 0m29d-36m20d | 16m17d | 12m 0d | 7m 5d-37m 8d |
| Total Cases: | 10 | 7 | 4m25d | 4m25d | None | 1m25d | 0m27d | 0m 6d-6m 6d | 14m21d | 11m20d | 0m29d-36m20d | 16m17d | 12m 0d | 7m 5d-37m 8d |

DEFENDANTS WHO RETRACTED A PLEA OF NOT GUILTY AND ENTERED A PLEA OF GUILTY TO AN INDICTMENT OR ACCUSATION DURING MARCH, 1977

| | | THE UNIT FOR THESE SECTIONS IS THE DEFENDANT, REGARDLESS OF THE NUMBER OF INDICTMENTS OR ACCUSATIONS AGAINST HIM | | | | | | | | | | | | |
|--|----------------------|---|--------|-------|--|--------|--------|---|--------|--------|--|--------|--------|--------------|
| Number of Indictments & Accusations On Which Plea Retracted This Month | Number of Defendants | * TIME INTERVALS ARE COMPUTED FROM THE DATE OF FILING OF THE OLDEST INDICTMENT OR ACCUSATION ON WHICH PLEA RETRACTED THIS MONTH | | | | | | | | | | | | |
| | | Length of Continuous Incarceration at Time of Retraction | | | Period From Indictment or Accusation To First Plea | | | Period From Not Guilty Plea To Retraction | | | Period From Indictment or Accusation To Retraction | | | |
| | | Mean | Median | Range | Mean | Median | Range | Mean | Median | Range | Mean | Median | Range | |
| HUDSON | | | | | | | | | | | | | | |
| Murder: | | | | | | | | | | | | | | |
| Released on Bail | 1 | 1 | - | - | - | 1m 0d | 1m 0d | None | 3m13d | 3m13d | None | 4m13d | 4m13d | None |
| Total: Murder | 1 | 1 | - | - | - | 1m 0d | 1m 0d | None | 3m13d | 3m13d | None | 4m13d | 4m13d | None |
| Other: | | | | | | | | | | | | | | |
| Jail-Awtg. Plea/Trial | 17 | 12 | 3m 5d | 2m 0d | 0m 1d-11m15d | 1m12d | 1m 5d | 0m 7d-3m12d | 6m 7d | 3m20d | 0m 1d-24m18d | 7m18d | 5m 4d | 0m18d-25m24d |
| Jail-Other Conviction | 23 | 16 | - | - | - | 1m 7d | 1m 4d | 0m16d-2m 8d | 9m24d | 6m18d | 0m18d-34m 0d | 11m 1d | 8m16d | 1m21d-34m18d |
| Released on Bail | 49 | 44 | - | - | - | 2m20d | 1m 3d | 0m10d-28m 4d | 11m23d | 11m22d | 0m 0d-30m29d | 14m13d | 13m 4d | 1m 8d-32m 5d |
| R.O.R. | 8 | 8 | - | - | - | 2m 9d | 0m26d | 0m10d-12m14d | 9m24d | 7m 6d | 4m28d-21m18d | 12m 3d | 8m16d | 5m19d-25m18d |
| Total: Other | 97 | 80 | 3m 5d | 2m 0d | 0m 1d-11m15d | 2m 5d | 1m 4d | 0m 7d-28m 4d | 10m10d | 7m27d | 0m 0d-34m 0d | 12m15d | 10m24d | 0m18d-34m18d |
| Total Cases: | 98 | 81 | 3m 5d | 2m 0d | 0m 1d-11m15d | 2m 4d | 1m 4d | 0m 7d-28m 4d | 10m 8d | 7m23d | 0m 0d-34m 0d | 12m12d | 10m 9d | 0m18d-34m18d |
| HUNTERDON | | | | | | | | | | | | | | |
| Murder: | 0 | 0 | - | - | - | - | - | - | - | - | - | - | - | - |
| Other: | | | | | | | | | | | | | | |
| Jail-Other Conviction | 1 | 1 | - | - | - | 1m 7d | 1m 7d | None | 0m21d | 0m21d | None | 1m28d | 1m28d | None |
| Released on Bail | 4 | 3 | - | - | - | 0m26d | 0m28d | 0m14d-1m 6d | 8m15d | 8m 9d | 6m26d-10m11d | 9m11d | 9m 7d | 7m10d-11m17d |
| R.O.R. | 1 | 1 | - | - | - | 11m28d | 11m28d | None | 3m 5d | 3m 5d | None | 15m 3d | 15m 3d | None |
| Total: Other | 6 | 5 | - | - | - | 3m 5d | 1m 6d | 0m14d-11m28d | 5m26d | 6m26d | 0m21d-10m11d | 9m 1d | 9m 7d | 1m28d-15m 3d |
| Total Cases: | 6 | 5 | - | - | - | 3m 5d | 1m 6d | 0m14d-11m28d | 5m26d | 6m26d | 0m21d-10m11d | 9m 1d | 9m 7d | 1m28d-15m 3d |

DEFENDANTS WHO RETRACTED A PLEA OF NOT GUILTY AND ENTERED A PLEA OF GUILTY TO AN INDICTMENT OR ACCUSATION DURING MARCH, 1977

| | | THE UNIT FOR THESE SECTIONS IS THE DEFENDANT, REGARDLESS OF THE NUMBER OF INDICTMENTS OR ACCUSATIONS AGAINST HIM | | | | | | | | | | | | | |
|-----------------------|--|--|----------------------------|---|--------|-----------------|---|--------|------------------|--|--------|-------------------|---|--------|-------------------|
| | | Number of Indictments & Accusations On Which Plea Retracted This Month | Number of Defendants | * TIME INTERVALS ARE COMPUTED FROM THE DATE OF FILING OF THE OLDEST INDICTMENT OR ACCUSATION ON WHICH PLEA RETRACTED THIS MONTH | | | | | | | | | | | |
| | | | | Length of Continuous Incarceration at Time of Retraction | | | Period From Indictment or Accusation To First Plea | | | Period From Not Guilty Plea To Retraction | | | Period From Indictment or Accusation To Retraction | | |
| | | | | Mean | Median | Range | Mean | Median | Range | Mean | Median | Range | Mean | Median | Range |
| MERCER | | | | | | | | | | | | | | | |
| Murder: | | | | | | | | | | | | | | | |
| Jail-Other Conviction | | 1 | 1 | - | - | - | 0m15d | 0m15d | None | 59m28d | 59m28d | None | 60m13d | 60m13d | None |
| Total: Murder | | 1 | 1 | - | - | - | 0m15d | 0m15d | None | 59m28d | 59m28d | None | 60m13d | 60m13d | None |
| Other: | | | | | | | | | | | | | | | |
| Jail-Awtg. Plea/Trial | | 3 | 3 | 1m11d | 1m13d | 1m 6d- 1m13d | 1m17d | 0m23d | 0m 5d- 3m22d | 37m10d | 35m21d | 33m28d- 42m10d | 38m26d | 39m13d | 34m 3d- 43m 3d |
| Jail-Other Conviction | | 15 | 15 | - | - | - | 4m 7d | 1m 7d | 0m 1d- 37m29d | 5m15d | 2m18d | 0m 0d- 25m29d | 9m23d | 5m26d | 1m23d- 39m10d |
| Released on Bail | | 28 | 28 | - | - | - | 2m21d | 1m13d | 0m 1d- 26m 6d | 8m 4d | 4m22d | 0m27d- 20m 6d | 10m25d | 7m 7d | 1m 6d- 29m 3d |
| R.O.R. | | 14 | 14 | - | - | - | 4m 6d | 1m28d | 0m11d- 34m 6d | 2m20d | 1m23d | 1m 3d- 13m21d | 6m26d | 3m21d | 3m 7d- 35m 9d |
| Total: Other | | 60 | 60 | 1m11d | 1m13d | 1m 6d- 1m13d | 3m11d | 1m24d | 0m 1d- 37m29d | 7m20d | 3m 2d | 0m 0d- 42m10d | 11m 1d | 5m 9d | 1m 6d- 43m 3d |
| Total Cases: | | 61 | 61 | 1m11d | 1m13d | 1m 6d- 1m13d | 3m10d | 1m24d | 0m 1d- 37m29d | 8m16d | 3m 3d | 0m 0d- 59m28d | 11m26d | 5m16d | 1m 6d- 60m13d |
| MIDDLESEX | | | | | | | | | | | | | | | |
| Murder: | | 0 | 0 | - | - | - | - | - | - | - | - | - | - | - | - |
| Other: | | | | | | | | | | | | | | | |
| Jail-Awtg. Plea/Trial | | 9 | 8 | 3m 1d | 2m12d | 0m 4d- 7m19d | 11m14d | 9m12d | 0m 6d- 28m29d | 5m21d | 2m22d | 0m24d- 17m26d | 17m 5d | 18m11d | 4m25d- 30m 9d |
| Jail-Other Conviction | | 4 | 4 | - | - | - | 2m 2d | 1m 5d | 0m 7d- 5m20d | 3m14d | 3m10d | 1m26d- 5m10d | 5m16d | 4m16d | 2m 3d- 11m 0d |
| Released on Bail | | 16 | 16 | - | - | - | 2m 3d | 0m23d | 0m16d- 18m 0d | 9m12d | 9m19d | 2m12d- 17m12d | 11m15d | 10m18d | 3m 2d- 21m28d |
| R.O.R. | | 19 | 18 | - | - | - | 0m18d | 0m16d | 0m 7d- 1m16d | 9m 4d | 9m17d | 1m23d- 19m10d | 9m22d | 10m10d | 2m 0d- 19m26d |
| Total: Other | | 48 | 46 | 3m 1d | 2m12d | 0m 4d- 7m19d | 3m 4d | 0m22d | 0m 6d- 28m29d | 8m 4d | 9m 7d | 0m24d- 19m10d | 11m 8d | 10m18d | 2m 0d- 30m 9d |
| Total Cases: | | 48 | 46 | 3m 1d | 2m12d | 0m 4d- 7m19d | 3m 4d | 0m22d | 0m 6d- 28m29d | 8m 4d | 9m 7d | 0m24d- 19m10d | 11m 8d | 10m18d | 2m 0d- 30m 9d |

DEFENDANTS WHO RETRACTED A PLEA OF NOT GUILTY AND ENTERED A PLEA OF GUILTY TO AN INDICTMENT OR ACCUSATION DURING MARCH, 1977

| | Number of Indictments & Accusations On Which Plea Retracted This Month | Number of Defendants | THE UNIT FOR THESE SECTIONS IS THE DEFENDANT, REGARDLESS OF THE NUMBER OF INDICTMENTS OR ACCUSATIONS AGAINST HIM | | | | | | | | | | | |
|-----------------------|--|----------------------|---|--------|-------------|--|--------|--------------|---|--------|--------------|--|--------|--------------|
| | | | * TIME INTERVALS ARE COMPUTED FROM THE DATE OF FILING OF THE OLDEST INDICTMENT OR ACCUSATION ON WHICH PLEA RETRACTED THIS MONTH | | | | | | | | | | | |
| | | | Length of Continuous Incarceration at Time of Retraction | | | Period From Indictment or Accusation To First Plea | | | Period From Not Guilty Plea To Retraction | | | Period From Indictment or Accusation To Retraction | | |
| | | | Mean | Median | Range | Mean | Median | Range | Mean | Median | Range | Mean | Median | Range |
| <u>MONMOUTH</u> | | | | | | | | | | | | | | |
| Murder: | 0 | 0 | - | - | - | - | - | - | - | - | - | - | - | - |
| Other: | | | | | | | | | | | | | | |
| Jail-Awtg. Plea/Trial | 5 | 4 | 2m29d | 3m 9d | 1m12d-3m26d | 1m 5d | 0m14d | 0m 4d-3m20d | 4m25d | 1m15d | 1m 6d-15m 2d | 6m 0d | 3m12d | 1m12d-15m24d |
| Jail-Other Conviction | 19 | 11 | - | - | - | 0m16d | 0m15d | 0m 0d-1m 5d | 2m28d | 2m 0d | 1m11d-10m 6d | 3m14d | 2m22d | 1m11d-11m 3d |
| Released on Bail | 76 | 69 | - | - | - | 1m 1d | 0m17d | 0m 6d-10m27d | 4m 6d | 3m11d | 0m19d-19m21d | 5m 6d | 4m 3d | 1m20d-19m27d |
| R.O.R. | 41 | 41 | - | - | - | 0m28d | 0m22d | 0m 6d-9m 4d | 3m 4d | 2m 3d | 1m10d-12m27d | 4m 3d | 3m 3d | 1m26d-13m 3d |
| Total: Other | 141 | 125 | 2m29d | 3m 9d | 1m12d-3m26d | 0m29d | 0m18d | 0m 0d-10m27d | 3m23d | 2m20d | 0m19d-19m21d | 4m21d | 3m21d | 1m11d-19m27d |
| Total Cases: | 141 | 125 | 2m29d | 3m 9d | 1m12d-3m26d | 0m29d | 0m18d | 0m 0d-10m27d | 3m23d | 2m20d | 0m19d-19m21d | 4m21d | 3m21d | 1m11d-19m27d |
| <u>MORRIS</u> | | | | | | | | | | | | | | |
| Murder: | 0 | 0 | - | - | - | - | - | - | - | - | - | - | - | - |
| Other: | | | | | | | | | | | | | | |
| Jail-Other Conviction | 9 | 7 | - | - | - | 1m24d | 0m18d | 0m13d-7m15d | 3m23d | 2m28d | 1m 7d-10m 8d | 5m18d | 5m15d | 1m26d-11m 0d |
| Released on Bail | 10 | 9 | - | - | - | 0m16d | 0m16d | 0m 7d-0m25d | 4m15d | 3m 5d | 0m28d-10m29d | 5m 1d | 3m25d | 1m14d-11m 8d |
| R.O.R. | 6 | 5 | - | - | - | 4m22d | 0m23d | 0m15d-20m29d | 2m 3d | 2m23d | 0m14d-2m29d | 6m25d | 3m17d | 2m 6d-21m13d |
| Total: Other | 25 | 21 | - | - | - | 1m29d | 0m18d | 0m 7d-20m29d | 3m21d | 2m28d | 0m14d-10m29d | 5m19d | 3m22d | 1m14d-21m13d |
| Total Cases: | 25 | 21 | - | - | - | 1m29d | 0m18d | 0m 7d-20m29d | 3m21d | 2m28d | 0m14d-10m29d | 5m19d | 3m22d | 1m14d-21m13d |

DEFENDANTS WHO RETRACTED A PLEA OF NOT GUILTY AND ENTERED A PLEA OF GUILTY TO AN INDICTMENT OR ACCUSATION DURING MARCH, 1977

| | Number of Indictments & Accusations On Which Plea Retracted This Month | Number of Defendants | THE UNIT FOR THESE SECTIONS IS THE DEFENDANT, REGARDLESS OF THE NUMBER OF INDICTMENTS OR ACCUSATIONS AGAINST HIM | | | | | | | | | | | |
|-----------------------|--|----------------------|---|--------|-----------------|--|--------|------------------|---|--------|------------------|--|--------|------------------|
| | | | * TIME INTERVALS ARE COMPUTED FROM THE DATE OF FILING OF THE OLDEST INDICTMENT OR ACCUSATION ON WHICH PLEA RETRACTED THIS MONTH | | | | | | | | | | | |
| | | | Length of Continuous Incarceration at Time of Retraction | | | Period From Indictment or Accusation To First Plea | | | Period From Not Guilty Plea To Retraction | | | Period From Indictment or Accusation To Retraction | | |
| | | | Mean | Median | Range | Mean | Median | Range | Mean | Median | Range | Mean | Median | Range |
| <u>OCEAN</u> | | | | | | | | | | | | | | |
| Murder: | 0 | 0 | - | - | - | - | - | - | - | - | - | - | - | - |
| Other: | | | | | | | | | | | | | | |
| Jail-Awtg. Plea/Trial | 2 | 1 | 0m11d | 0m11d | None | 4m 3d | 4m 3d | None | 1m12d | 1m12d | None | 5m15d | 5m15d | None |
| Released on Bail | 82 | 81 | - | - | - | 1m23d | 1m 2d | 0m 7d- 12m20d | 8m25d | 7m28d | 0m 0d- 21m26d | 10m18d | 9m25d | 1m12d- 22m11d |
| R.O.R. | 17 | 16 | - | - | - | 2m 8d | 1m11d | 0m 2d- 10m 9d | 11m 5d | 11m 3d | 3m 1d- 20m14d | 13m12d | 12m25d | 4m12d- 24m18d |
| Total: Other | 101 | 98 | 0m11d | 0m11d | None | 1m26d | 1m 4d | 0m 2d- 12m20d | 9m 5d | 8m 4d | 0m 0d- 21m26d | 11m 0d | 10m12d | 1m12d- 24m18d |
| Total Cases: | 101 | 98 | 0m11d | 0m11d | None | 1m26d | 1m 4d | 0m 2d- 12m20d | 9m 5d | 8m 4d | 0m 0d- 21m26d | 11m 0d | 10m12d | 1m12d- 24m18d |
| <u>PASSAIC</u> | | | | | | | | | | | | | | |
| Murder: | 0 | 0 | - | - | - | - | - | - | - | - | - | - | - | - |
| Other: | | | | | | | | | | | | | | |
| Jail-Awtg. Plea/Trial | 26 | 24 | 3m 8d | 2m28d | 0m 0d- 7m14d | 0m 9d | 0m 7d | 0m 1d- 0m26d | 3m14d | 1m 9d | 0m 5d- 22m27d | 3m23d | 1m19d | 0m10d- 23m 5d |
| Jail-Other Conviction | 7 | 7 | - | - | - | 0m22d | 0m18d | 0m 8d- 1m20d | 2m 1d | 1m16d | 0m 0d- 5m15d | 2m23d | 3m 1d | 0m18d- 6m 1d |
| Released on Bail | 34 | 32 | - | - | - | 1m 2d | 0m12d | 0m 2d- 10m19d | 3m 5d | 2m20d | 0m28d- 12m 5d | 4m 7d | 3m 5d | 1m 1d- 15m29d |
| R.O.R. | 8 | 8 | - | - | - | 2m 5d | 0m 9d | 0m 8d- 13m24d | 2m20d | 2m19d | 1m14d- 3m28d | 4m25d | 3m16d | 1m23d- 15m19d |
| Total: Other | 75 | 71 | 3m 8d | 2m28d | 0m 0d- 7m14d | 0m27d | 0m10d | 0m 1d- 13m24d | 3m 3d | 2m 8d | 0m 0d- 22m27d | 4m 0d | 2m29d | 0m10d- 23m 5d |
| Total Cases: | 75 | 71 | 3m 8d | 2m28d | 0m 0d- 7m14d | 0m27d | 0m10d | 0m 1d- 13m24d | 3m 3d | 2m 8d | 0m 0d- 22m27d | 4m 0d | 2m29d | 0m10d- 23m 5d |

DEFENDANTS WHO RETRACTED A PLEA OF NOT GUILTY AND ENTERED A PLEA OF GUILTY TO AN INDICTMENT OR ACCUSATION DURING MARCH, 1977

| | Number of Indictments & Accusations On Which Plea Retracted This Month | Number of Defendants | THE UNIT FOR THESE SECTIONS IS THE DEFENDANT, REGARDLESS OF THE NUMBER OF INDICTMENTS OR ACCUSATIONS AGAINST HIM | | | | | | | | | | | |
|-----------------------|--|----------------------|---|--------|-------------|--|--------|--------------|---|--------|--------------|--|--------|--------------|
| | | | * TIME INTERVALS ARE COMPUTED FROM THE DATE OF FILING OF THE OLDEST INDICTMENT OR ACCUSATION ON WHICH PLEA RETRACTED THIS MONTH | | | | | | | | | | | |
| | | | Length of Continuous Incarceration at Time of Retraction | | | Period From Indictment or Accusation To First Plea | | | Period From Not Guilty Plea To Retraction | | | Period From Indictment or Accusation To Retraction | | |
| | | | Mean | Median | Range | Mean | Median | Range | Mean | Median | Range | Mean | Median | Range |
| <u>SALEM</u> | | | | | | | | | | | | | | |
| Murder: | 0 | 0 | - | - | - | - | - | - | - | - | - | - | - | - |
| Other: | | | | | | | | | | | | | | |
| Jail-Awtg. Plea/Trial | 7 | 6 | 4m 5d | 3m29d | 1m14d-7m 9d | 5m 1d | 1m10d | 1m 1d-13m11d | 8m12d | 3m 4d | 0m 0d-37m20d | 13m14d | 5m16d | 3m 5d-51m 1d |
| Released on Bail | 2 | 2 | - | - | - | 0m20d | 0m20d | None | 3m 5d | 3m 5d | 1m10d-5m 0d | 3m25d | 3m25d | 2m 0d-5m20d |
| Total: Other | 9 | 8 | 4m 5d | 3m29d | 1m14d-7m 9d | 3m29d | 1m10d | 0m20d-13m11d | 7m 3d | 3m 4d | 0m 0d-37m20d | 11m 2d | 5m11d | 2m 0d-51m 1d |
| Total Cases: | 9 | 8 | 4m 5d | 3m29d | 1m14d-7m 9d | 3m29d | 1m10d | 0m20d-13m11d | 7m 3d | 3m 4d | 0m 0d-37m20d | 11m 2d | 5m11d | 2m 0d-51m 1d |
| <u>SOMERSET</u> | | | | | | | | | | | | | | |
| Murder: | 0 | 0 | - | - | - | - | - | - | - | - | - | - | - | - |
| Other: | | | | | | | | | | | | | | |
| Jail-Awtg. Plea/Trial | 5 | 2 | 3m 7d | 3m 7d | 2m 1d-4m13d | 0m 9d | 0m 9d | None | 1m 1d | 1m 1d | 0m27d-1m 6d | 1m10d | 1m10d | 1m 6d-1m15d |
| Released on Bail | 7 | 7 | - | - | - | 0m15d | 0m 8d | 0m 5d-1m19d | 5m10d | 4m11d | 2m16d-7m29d | 5m26d | 4m18d | 3m28d-8m14d |
| R.O.R. | 8 | 6 | - | - | - | 0m20d | 0m14d | 0m 8d-1m28d | 6m19d | 5m12d | 3m19d-12m14d | 7m 9d | 6m18d | 3m28d-12m28d |
| Total: Other | 20 | 15 | 3m 7d | 3m 7d | 2m 1d-4m13d | 0m16d | 0m 9d | 0m 5d-1m28d | 5m 9d | 4m10d | 0m27d-12m14d | 5m25d | 4m18d | 1m 6d-12m28d |
| Total Cases: | 20 | 15 | 3m 7d | 3m 7d | 2m 1d-4m13d | 0m16d | 0m 9d | 0m 5d-1m28d | 5m 9d | 4m10d | 0m27d-12m14d | 5m25d | 4m18d | 1m 6d-12m28d |

DEFENDANTS WHO RETRACTED A PLEA OF NOT GUILTY AND ENTERED A PLEA OF GUILTY TO AN INDICTMENT OR ACCUSATION DURING MARCH, 1977

| | Number of Indictments & Accusations On Which Plea Retracted This Month | Number of Defendants | THE UNIT FOR THESE SECTIONS IS THE DEFENDANT, REGARDLESS OF THE NUMBER OF INDICTMENTS OR ACCUSATIONS AGAINST HIM | | | | | | | | | | | |
|-----------------------|--|----------------------|---|--------|-----------------|--|--------|------------------|---|--------|------------------|--|--------|------------------|
| | | | * TIME INTERVALS ARE COMPUTED FROM THE DATE OF FILING OF THE OLDEST INDICTMENT OR ACCUSATION ON WHICH PLEA RETRACTED THIS MONTH | | | | | | | | | | | |
| | | | Length of Continuous Incarceration at Time of Retraction | | | Period From Indictment or Accusation To First Plea | | | Period From Not Guilty Plea To Retraction | | | Period From Indictment or Accusation To Retraction | | |
| | | | Mean | Median | Range | Mean | Median | Range | Mean | Median | Range | Mean | Median | Range |
| SUSSEX | | | | | | | | | | | | | | |
| Murder: | 0 | 0 | - | - | - | - | - | - | - | - | - | - | - | - |
| Other: | | | | | | | | | | | | | | |
| Jail-Other Conviction | 8 | 1 | - | - | - | 0m15d | 0m15d | None | 7m17d | 7m17d | None | 8m 2d | 8m 2d | None |
| R.O.R. | 5 | 5 | - | - | - | 2m24d | 0m14d | 0m 7d- 10m22d | 7m17d | 4m13d | 0m20d- 15m13d | 10m11d | 12m17d | 2m29d- 15m20d |
| Total: Other | 13 | 6 | - | - | - | 2m12d | 0m14d | 0m 7d- 10m22d | 7m17d | 6m 0d | 0m20d- 15m13d | 9m29d | 10m 9d | 2m29d- 15m20d |
| Total Cases: | 13 | 6 | - | - | - | 2m12d | 0m14d | 0m 7d- 10m22d | 7m17d | 6m 0d | 0m20d- 15m13d | 9m29d | 10m 9d | 2m29d- 15m20d |
| UNION | | | | | | | | | | | | | | |
| Murder: | 0 | 0 | - | - | - | - | - | - | - | - | - | - | - | - |
| Other: | | | | | | | | | | | | | | |
| Jail-Awtg. Plea/Trial | 23 | 17 | 2m 7d | 2m 6d | 0m 1d- 4m19d | 0m17d | 0m10d | 0m 3d- 1m21d | 2m16d | 1m19d | 0m13d- 9m20d | 3m 3d | 1m28d | 0m23d- 10m13d |
| Jail-Other Conviction | 20 | 13 | - | - | - | 1m 0d | 0m28d | 0m 3d- 1m27d | 6m13d | 3m20d | 1m 0d- 20m12d | 7m14d | 4m11d | 1m26d- 22m 9d |
| Released on Bail | 67 | 61 | - | - | - | 1m 1d | 0m24d | 0m 1d- 6m 8d | 5m21d | 3m16d | 0m11d- 35m18d | 6m21d | 4m22d | 1m 9d- 35m28d |
| Total: Other | 110 | 91 | 2m 7d | 2m 6d | 0m 1d- 4m19d | 0m28d | 0m24d | 0m 1d- 6m 8d | 5m 6d | 3m 1d | 0m11d- 35m18d | 6m 4d | 4m 9d | 0m23d- 35m28d |
| Total Cases: | 110 | 91 | 2m 7d | 2m 6d | 0m 1d- 4m19d | 0m28d | 0m24d | 0m 1d- 6m 8d | 5m 6d | 3m 1d | 0m11d- 35m18d | 6m 4d | 4m 9d | 0m23d- 35m28d |
| WARREN | | | | | | | | | | | | | | |
| Murder: | 0 | 0 | - | - | - | - | - | - | - | - | - | - | - | - |
| Other: | | | | | | | | | | | | | | |
| Released on Bail | 10 | 6 | - | - | - | 0m25d | 0m21d | 0m 0d- 1m29d | 6m14d | 5m 7d | 0m 7d- 13m21d | 7m 9d | 6m15d | 0m14d- 15m 3d |
| Total: Other | 10 | 6 | - | - | - | 0m25d | 0m21d | 0m 0d- 1m29d | 6m14d | 5m 7d | 0m 7d- 13m21d | 7m 9d | 6m15d | 0m14d- 15m 3d |
| Total Cases: | 10 | 6 | - | - | - | 0m25d | 0m21d | 0m 0d- 1m29d | 6m14d | 5m 7d | 0m 7d- 13m21d | 7m 9d | 6m15d | 0m14d- 15m 3d |

DEFENDANTS WHO RETRACTED A PLEA OF NOT GUILTY AND ENTERED A PLEA OF GUILTY TO AN INDICTMENT OR ACCUSATION DURING MARCH, 1977

| THE UNIT FOR THESE SECTIONS IS THE DEFENDANT, REGARDLESS OF THE NUMBER OF INDICTMENTS OR ACCUSATIONS AGAINST HIM | | | | | | | | | | | | | | |
|--|----------------------|---|--------|-------|--|--------|-------|---|--------|--------|--|--------|--------|--------------|
| Number of Indictments & Accusations On Which Plea Retracted This Month | Number of Defendants | * TIME INTERVALS ARE COMPUTED FROM THE DATE OF FILING OF THE OLDEST INDICTMENT OR ACCUSATION ON WHICH PLEA RETRACTED THIS MONTH | | | | | | | | | | | | |
| | | Length of Continuous Incarceration at Time of Retraction | | | Period From Indictment or Accusation To First Plea | | | Period From Not Guilty Plea To Retraction | | | Period From Indictment or Accusation To Retraction | | | |
| | | Mean | Median | Range | Mean | Median | Range | Mean | Median | Range | Mean | Median | Range | |
| | | | | | | | | | | | | | | |
| 8 LARGEST COUNTIES:** | | | | | | | | | | | | | | |
| Murder: | | | | | | | | | | | | | | |
| Jail-Awtg. Plea/Trial | 2 | 2 | 4m14d | 4m14d | 4m 6d-4m22d | 0m28d | 0m28d | 0m11d-1m16d | 1m18d | 1m18d | 0m24d-2m12d | 2m16d | 2m16d | 2m10d-2m23d |
| Released on Bail | 2 | 2 | - | - | - | 0m28d | 0m28d | 0m27d-1m 0d | 3m 3d | 3m 3d | 3m23d-3m13d | 4m 1d | 4m 1d | 3m20d-4m13d |
| Total: Murder | 4 | 4 | 4m14d | 4m14d | 4m 6d-4m22d | 0m28d | 0m28d | 0m11d-1m16d | 2m10d | 2m17d | 0m24d-3m13d | 3m 9d | 3m 6d | 2m10d-4m13d |
| Other: | | | | | | | | | | | | | | |
| Jail-Awtg. Plea/Trial | 142 | 118 | 2m26d | 2m18d | 0m 0d-11m15d | 2m18d | 0m17d | 0m 1d-48m15d | 3m20d | 1m18d | 0m 1d-24m18d | 6m 9d | 2m29d | 0m10d-49m10d |
| Jail-Other Conviction | 130 | 102 | - | - | - | 1m12d | 0m25d | 0m 0d-19m 2d | 5m16d | 3m12d | 0m 0d-34m 0d | 6m27d | 4m11d | 0m18d-34m18d |
| Released on Bail | 481 | 445 | - | - | - | 1m17d | 0m24d | 0m 0d-40m17d | 6m23d | 4m12d | 0m 0d-35m18d | 8m10d | 5m25d | 0m 8d-40m19d |
| R.O.R. | 146 | 144 | - | - | - | 1m11d | 0m21d | 0m 6d-19m17d | 6m16d | 4m21d | 0m 1d-26m 8d | 7m27d | 5m26d | 0m15d-28m21d |
| Total: Other | 899 | 809 | 2m26d | 2m18d | 0m 0d-11m15d | 1m20d | 0m23d | 0m 0d-48m15d | 6m 4d | 4m 0d | 0m 0d-35m18d | 7m23d | 5m 4d | 0m 8d-49m10d |
| Total Cases: | 903 | 813 | 2m27d | 2m20d | 0m 0d-11m15d | 1m19d | 0m23d | 0m 0d-48m15d | 6m 3d | 3m29d | 0m 0d-35m18d | 7m23d | 5m 3d | 0m 8d-49m10d |
| 13 REMAINING COUNTIES: | | | | | | | | | | | | | | |
| Murder: | | | | | | | | | | | | | | |
| Jail-Other Conviction | 1 | 1 | - | - | - | 0m15d | 0m15d | None | 59m28d | 59m28d | None | 60m13d | 60m13d | None |
| Total: Murder | 1 | 1 | - | - | - | 0m15d | 0m15d | None | 59m28d | 59m28d | None | 60m13d | 60m13d | None |
| Other: | | | | | | | | | | | | | | |
| Jail-Awtg. Plea/Trial | 67 | 51 | 2m24d | 1m27d | 0m11d-13m22d | 2m 6d | 0m19d | 0m 5d-22m15d | 5m 4d | 1m14d | 0m 0d-42m10d | 7m10d | 2m24d | 1m 6d-51m 1d |
| Jail-Other Conviction | 53 | 40 | - | - | - | 4m 0d | 0m28d | 0m 1d-37m29d | 3m26d | 1m24d | 0m 0d-25m29d | 7m25d | 5m25d | 1m 7d-39m10d |
| Released on Bail | 346 | 289 | - | - | - | 2m 0d | 0m28d | 0m 0d-31m19d | 6m20d | 5m17d | 0m 0d-36m20d | 8m20d | 7m 3d | 0m 1d-37m 8d |
| R.O.R. | 72 | 61 | - | - | - | 2m21d | 1m 3d | 0m 2d-34m 6d | 6m16d | 4m 7d | 0m 1d-20m14d | 9m 6d | 6m28d | 1m 2d-35m 9d |
| Total: Other | 538 | 441 | 2m24d | 1m27d | 0m11d-13m22d | 2m 9d | 0m27d | 0m 0d-37m29d | 6m 7d | 4m 4d | 0m 0d-42m10d | 8m15d | 6m13d | 0m 1d-51m 1d |
| Total Cases: | 539 | 442 | 2m24d | 1m27d | 0m11d-13m22d | 2m 9d | 0m27d | 0m 0d-37m29d | 6m10d | 4m 5d | 0m 0d-59m28d | 8m19d | 6m13d | 0m 1d-60m13d |

DEFENDANTS WHO RETRACTED A PLEA OF NOT GUILTY AND ENTERED A PLEA OF GUILTY TO AN INDICTMENT OR ACCUSATION DURING MARCH, 1977

| | Number of Indictments & Accusations On Which Plea Retracted This Month | Number of Defendants | THE UNIT FOR THESE SECTIONS IS THE DEFENDANT, REGARDLESS OF THE NUMBER OF INDICTMENTS OR ACCUSATIONS AGAINST HIM | | | | | | | | | | | |
|-----------------------|--|----------------------|---|--------|--------------|--|--------|--------------|---|--------|--------------|--|--------|--------------|
| | | | * TIME INTERVALS ARE COMPUTED FROM THE DATE OF FILING OF THE OLDEST INDICTMENT OR ACCUSATION ON WHICH PLEA RETRACTED THIS MONTH | | | | | | | | | | | |
| | | | Length of Continuous Incarceration at Time of Retraction | | | Period From Indictment or Accusation To First Plea | | | Period From Not Guilty Plea To Retraction | | | Period From Indictment or Accusation To Retraction | | |
| | | | Mean | Median | Range | Mean | Median | Range | Mean | Median | Range | Mean | Median | Range |
| | | | | | | | | | | | | | | |
| STATE TOTALS | | | | | | | | | | | | | | |
| Murder: | | | | | | | | | | | | | | |
| Jail-Awtg. Plea/Trial | 2 | 2 | 4m14d | 4m14d | 4m 6d-4m22d | 0m28d | 0m28d | 0m11d-1m16d | 1m18d | 1m18d | 0m24d-2m12d | 2m16d | 2m16d | 2m10d-2m23d |
| Jail-Other Conviction | 1 | 1 | - | - | - | 0m15d | 0m15d | None | 59m28d | 59m28d | None | 60m13d | 60m13d | None |
| Released on Bail | 2 | 2 | - | - | - | 0m28d | 0m28d | 0m27d-1m 0d | 3m 3d | 3m 3d | 2m23d-3m13d | 4m 1d | 4m 1d | 3m20d-4m13d |
| Total: Murder | 5 | 5 | 4m14d | 4m14d | 4m 6d-4m22d | 0m26d | 0m27d | 0m11d-1m16d | 13m26d | 2m23d | 0m24d-59m28d | 14m22d | 3m20d | 2m10d-60m13d |
| Other: | | | | | | | | | | | | | | |
| Jail-Awtg. Plea/Trial | 209 | 169 | 2m26d | 2m16d | 0m 0d-13m22d | 2m14d | 0m18d | 0m 1d-48m15d | 4m 4d | 1m18d | 0m 0d-42m10d | 6m18d | 2m28d | 0m10d-51m 1d |
| Jail-Other Conviction | 183 | 142 | - | - | - | 2m 4d | 0m25d | 0m 0d-37m29d | 5m 2d | 2m26d | 0m 0d-34m 0d | 7m 5d | 4m28d | 0m18d-39m10d |
| Released on Bail | 827 | 734 | - | - | - | 1m22d | 0m25d | 0m 0d-40m17d | 6m22d | 4m25d | 0m 0d-36m20d | 8m14d | 6m17d | 0m 1d-40m19d |
| R.O.R. | 218 | 205 | - | - | - | 1m23d | 0m22d | 0m 2d-34m 6d | 6m16d | 4m18d | 0m 1d-26m 8d | 8m 9d | 6m10d | 0m15d-35m 9d |
| Total: Other | 1,437 | 1,250 | 2m26d | 2m16d | 0m 0d-13m22d | 1m26d | 0m24d | 0m 0d-48m15d | 6m 5d | 4m 2d | 0m 0d-42m10d | 8m 1d | 5m18d | 0m 1d-51m 1d |
| Total Cases: | 1,442 | 1,255 | 2m26d | 2m16d | 0m 0d-13m22d | 1m26d | 0m24d | 0m 0d-48m15d | 6m 6d | 4m 2d | 0m 0d-59m28d | 8m 2d | 5m17d | 0m 1d-60m13d |

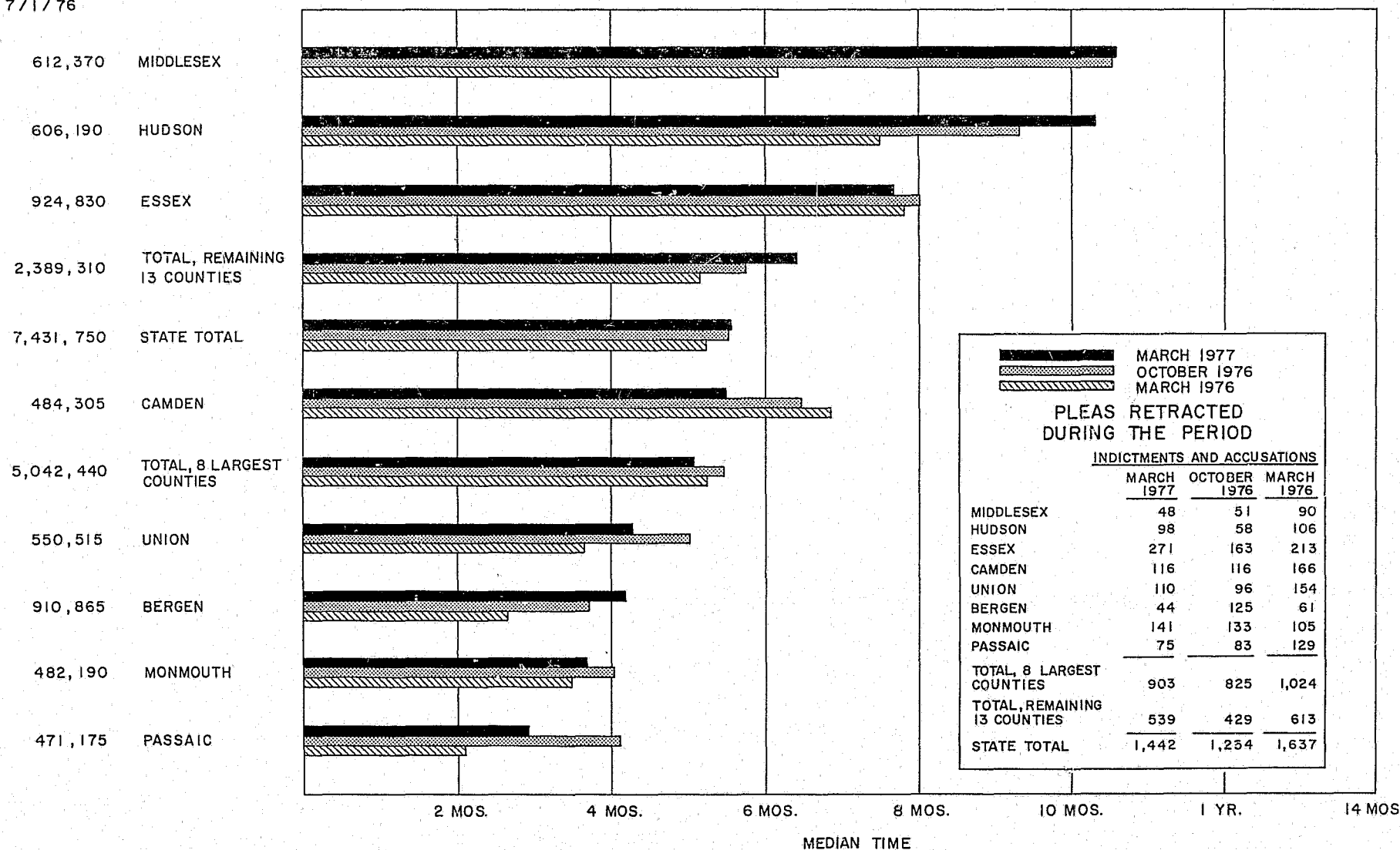
* Information from different counties was not uniformly reported as to whether the defendant was in jail awaiting plea or trial or in jail on another conviction.

** As to population, 1970 U.S. Census: Bergen, Camden, Essex, Hudson, Middlesex, Monmouth, Passaic, Union. Also coincides with estimated population, 7/1/76, official State estimates by Office of Business Economics, N.J. Department of Labor and Industry.

Note: When "None" is used in place of the range, there is either a single case (time interval) in that category or 2 or more cases with the same time interval.

SUPERIOR AND COUNTY COURTS PLEAS RETRACTED DURING MARCH 1977, OCTOBER 1976, AND MARCH 1976
 MEDIAN TIME FROM DATE OF INDICTMENT (OR ACCUSATION) TO RETRACTION OF NOT GUILTY PLEA
 8 LARGEST COUNTIES (OVER 450,000 POP.) AND COMBINED DATA
 ON REMAINING 13 COUNTIES

ESTIMATED
 POPULATION *
 7/1/76



* OFFICAL STATE ESTIMATES PREPARED BY THE OFFICE OF BUSINESS ECONOMICS, N. J. DEPARTMENT OF LABOR AND INDUSTRY.

LAW DIVISIONS OF THE SUPERIOR AND COUNTY COURTS
DISPOSITION OF (INDICTMENTS AND ACCUSATIONS X PERSONS)

September 1, 1976 to August 31, 1977

| County | Indictments and Accusations X Persons Pending Plea or Trial at Beginning of Period | Filed During This Period | Prev. Reported as Disposed of, But Reopened This Period | Reopened After Conditional Discharge N.J.S.A. 24:21-27(a)(2) | Total NEW Cases (Including Reopened) | Indictments and Accusations X Persons Closed During Period by: | | | | | | | Total Pending Plea or Trial at End of Period | | | | | |
|------------|--|--------------------------|---|--|--------------------------------------|--|---------------------|-------------------|---------------------|--------|-----------|--------|--|--|---|--|----------|--------|
| | | | | | | Jury Trial 1/ | | Non-Jury Trial 2/ | | Plea | Dismissal | Total | Active | Suspended Dispositions (Notarices) N.J.S.A. 24:21-27(a)(1) | POSTPONED Further Proceedings Under Pretrial Intervention Program, R.3:28 | UNTRIABLE (Warrant Outstanding or parties not available for trial) | Inactive | Total |
| | | | | | | Partially Tried | Tried to Completion | Partially Tried | Tried to Completion | | | | | | | | | |
| Atlantic | * 1,017 | 926 | 4 | 0 | 930 | 7 | 50 | 0 | 0 | 617 | 283 | 957 | 439 | 108 | 32 | 0 | 411 | 990 |
| Bergen | 1,606 | 1,954 | 0 | 7 | 1,961 | 13 | 61 | 76 | 57 | 1,228 | 431 | 1,866 | 1,107 | 172 | 80 | 1 | 341 | 1,701 |
| Burlington | * 2,349 | 1,406 | 16 | 0 | 1,422 | 31 | 97 | 21 | 23 | 1,390 | 868 | 2,430 | 1,622 | 5 | 2 | 0 | 312 | 1,341 |
| Camden | 3,836 | 2,537 | 34 | 0 | 2,571 | 13 | 120 | 67 | 78 | 1,439 | 781 | 2,498 | 2,049 | 44 | 113 | 1,259 | 444 | 3,909 |
| Cape May | 423 | 708 | 2 | 0 | 710 | 9 | 15 | 0 | 4 | 358 | 123 | 509 | 454 | 1 | 13 | 72 | 84 | 624 |
| Cumberland | 696 | 1,075 | 22 | 0 | 1,097 | 41 | 55 | 0 | 5 | 532 | 271 | 904 | 498 | 0 | 27 | 353 | 11 | 889 |
| Essex | * 6,026 | 6,039 | 61 | 0 | 6,100 | 79 | 656 | 8 | 89 | 2,457 | 1,824 | 5,113 | 4,022 | 78 | 409 | 2,202 | 302 | 7,013 |
| Gloucester | 1,370 | 972 | 0 | 0 | 972 | 6 | 13 | 42 | 3 | 308 | 183 | 555 | 1,337 | 55 | 8 | 90 | 297 | 1,787 |
| Hudson | 3,136 | 1,831 | 6 | 3 | 1,840 | 67 | 248 | 2 | 38 | 927 | 410 | 1,692 | 2,353 | 23 | 35 | 612 | 261 | 3,284 |
| Hunterdon | * 294 | 410 | 0 | 0 | 410 | 1 | 10 | 0 | 1 | 113 | 68 | 193 | 382 | 9 | 50 | 2 | 68 | 511 |
| Mercer | 1,694 | 1,813 | 16 | 0 | 1,829 | 20 | 96 | 1 | 4 | 1,075 | 444 | 1,640 | 1,223 | 9 | 45 | 110 | 496 | 1,883 |
| Middlesex | 2,569 | 2,400 | 11 | 0 | 2,411 | 10 | 165 | 0 | 17 | 1,041 | 722 | 1,955 | 1,986 | 76 | 40 | 0 | 923 | 3,025 |
| Monmouth | * 1,998 | 2,220 | 19 | 0 | 2,239 | 19 | 261 | 2 | 71 | 1,390 | 493 | 2,236 | 1,512 | 2 | 0 | 0 | 487 | 2,001 |
| Morris | 841 | 1,037 | 6 | 0 | 1,043 | 16 | 60 | 1 | 14 | 432 | 515 | 1,038 | 368 | 93 | 100 | 105 | 180 | 846 |
| Ocean | 1,614 | 727 | 95 | 7 | 829 | 15 | 75 | 39 | 47 | 709 | 768 | 1,653 | 651 | 56 | 22 | 0 | 61 | 790 |
| Passaic | * 1,782 | 1,990 | 36 | 47 | 2,073 | 30 | 417 | 3 | 30 | 829 | 455 | 1,764 | 872 | 44 | 107 | 137 | 931 | 2,091 |
| Salem | 582 | 626 | 10 | 1 | 637 | 12 | 35 | 4 | 5 | 282 | 76 | 414 | 598 | 26 | 6 | 68 | 107 | 805 |
| Somerset | * 573 | 526 | 18 | 41 | 585 | 3 | 67 | 0 | 0 | 371 | 291 | 732 | 262 | 3 | 67 | 0 | 94 | 426 |
| Sussex | * 308 | 269 | 1 | 0 | 270 | 5 | 12 | 0 | 1 | 137 | 98 | 253 | 273 | 4 | 0 | 0 | 48 | 325 |
| Union | * 1,841 | 1,774 | 28 | 1 | 1,803 | 45 | 219 | 3 | 19 | 1,200 | 446 | 1,932 | 877 | 52 | 59 | 72 | 652 | 1,712 |
| Warren | * 382 | 320 | 1 | 0 | 321 | 1 | 25 | 0 | 1 | 219 | 75 | 321 | 227 | 26 | 0 | 0 | 129 | 382 |
| TOTAL | * 34,937 | 31,560 | 386 | 107 | 32,053 | 443 | 2,757 | 269 | 507 | 17,054 | 9,625 | 30,655 | 22,512 | 886 | 1,215 | 5,083 | 6,639 | 36,335 |

- 1/ A case is considered disposed of by jury trial if the drawing of the jury is started, even if thereafter the defendant pleads or the case is dismissed.
 2/ A case is considered disposed of by non-jury trial if the opening is started or, if the opening is waived, the first witness is sworn.
 3/ Inactive cases are those so marked by order of the court as untriable for reasons beyond the control of the court or prosecutor; included are fugitives, John Does, defendants incarcerated in another state, etc.

* Data differs from cases pending August 31, 1976 as reported in the 1975-76 Annual Report, because of recounts by the counties resulting from their periodic physical inventories and the discovery of other reporting errors by the counties during the course of the year. Subsequent recounts amounted to -140 cases pending as of 8/31/76.

NOTE: For purposes of this report, the charges embodied against each defendant on each indictment or accusation are considered a separate case; for example, (a) if A and B are indicted in one indictment containing five counts against each defendant there are two cases--one against A and one against B. If A is indicted on four indictments, there are four cases pending against A. In other words, each indictment against each defendant constitutes a separate case.

SOURCE: Monthly Reports of the County Clerks.

LAW DIVISION OF THE SUPERIOR AND COUNTY COURTS
OUTCOMES OF (INDICTMENTS AND ACCUSATIONS X PERSONS) DISPOSED OF
September 1, 1976 to August 31, 1977

| County | Jury Trials 1/ | | | | | | | | | | Non-Jury Trials 2/ | | | | | | | | | | Without Trial (Before Trial Commenced) | | Total (Indictments and Accusations X Persons) Disposed of | | | | | | | | | | TOTAL | | | | | | | | | | | |
|------------|-----------------|----------------------------------|------------|---|-------------|------------------------|---|-------------|----------------------------------|------------|---|-------------|------------|---|-------------|----------------------------------|------------|-------------|------------|----------------------------------|--|---|--|------------|----------------------------------|------------|---|--------|---|---|---|---|-------|---|---|---|---|---|---|---|---|---|---|---|
| | Partially Tried | | | | | Tried to Completion | | | | | Partially Tried | | | | | Tried to Completion | | | | | | | By Plea | | | | | | | | | | | | | | | | | | | | | |
| | Acquittals | Plea of Guilty or Non Vult | Dismissals | CONVICTED H. J. P. A. 22-27-27(a)(2) | Convictions | Acquittals | CONVICTED H. J. P. A. 22-27-27(a)(2) | Convictions | Plea of Guilty or Non Vult | Dismissals | CONVICTED H. J. P. A. 22-27-27(a)(2) | Convictions | Acquittals | CONVICTED H. J. P. A. 22-27-27(a)(2) | Convictions | Plea of Guilty or Non Vult | Dismissals | Convictions | Acquittals | Plea of Guilty or Non Vult | Dismissals | CONVICTED H. J. P. A. 22-27-27(a)(2) | Convictions | Acquittals | Plea of Guilty or Non Vult | Dismissals | CONVICTED H. J. P. A. 22-27-27(a)(2) | | | | | | | | | | | | | | | | | |
| | | | | | | | | | | | | | | | | | | | | | | | | | | | | # | % | # | % | # | | % | # | % | # | % | # | % | # | % | # | % |
| | | | | | | | | | | | | | | | | | | | | | | | | | | | | # | % | # | % | # | | % | # | % | # | % | # | % | # | % | # | % |
| Atlantic | 0 | 7 | 0 | 0 | 30 | 20 | 0 | 0 | 0 | 0 | 0 | 0 | 0 | 617 | 0 | 283 | 30 | 3.1% | 20 | 2.1% | 624 | 65.2% | 283 | 29.6% | 0 | 0.0% | 957 | | | | | | | | | | | | | | | | | |
| Bergen | 12 | 0 | 1 | 0 | 57 | 4 | 0 | 66 | 7 | 3 | 0 | 49 | 8 | 0 | 1,228 | 0 | 431 | 106 | 5.7% | 90 | 4.8% | 1,235 | 66.2% | 435 | 23.3% | 0 | 0.0% | 1,866 | | | | | | | | | | | | | | | | |
| Burlington | 4 | 12 | 15 | 0 | 67 | 30 | 0 | 18 | 1 | 2 | 0 | 11 | 12 | 0 | 1,341 | 49 | 868 | 78 | 3.2% | 64 | 2.7% | 1,354 | 55.7% | 885 | 36.4% | 49 | 2.0% | 2,430 | | | | | | | | | | | | | | | | |
| Camden | 1 | 9 | 3 | 0 | 73 | 47 | 0 | 58 | 2 | 7 | 0 | 15 | 63 | 0 | 1,439 | 0 | 781 | 88 | 3.5% | 169 | 6.8% | 1,450 | 58.0% | 791 | 31.7% | 0 | 0.0% | 2,498 | | | | | | | | | | | | | | | | |
| Cape May | 0 | 8 | 1 | 0 | 11 | 4 | 0 | 0 | 0 | 0 | 0 | 4 | 0 | 0 | 358 | 0 | 123 | 15 | 2.9% | 4 | 0.8% | 366 | 71.9% | 124 | 24.4% | 0 | 0.0% | 509 | | | | | | | | | | | | | | | | |
| Cumberland | 2 | 20 | 16 | 3 | 37 | 18 | 0 | 0 | 0 | 0 | 0 | 0 | 5 | 0 | 532 | 0 | 271 | 37 | 4.1% | 25 | 2.8% | 552 | 61.1% | 287 | 31.7% | 3 | 0.3% | 904 | | | | | | | | | | | | | | | | |
| Essex | 36 | 41 | 2 | 0 | 415 | 241 | 0 | 4 | 2 | 2 | 0 | 35 | 54 | 0 | 2,457 | 6 | 1,824 | 450 | 8.8% | 335 | 6.6% | 2,500 | 48.9% | 1,828 | 35.7% | 0 | 0.0% | 5,113 | | | | | | | | | | | | | | | | |
| Gloucester | 3 | 1 | 2 | 0 | 4 | 9 | 0 | 11 | 0 | 31 | 0 | 0 | 3 | 0 | 306 | 2 | 183 | 4 | 0.7% | 4 | 4.7% | 307 | 55.3% | 216 | 38.9% | 2 | 0.4% | 555 | | | | | | | | | | | | | | | | |
| Hudson | 13 | 45 | 9 | 0 | 116 | 132 | 0 | 2 | 0 | 0 | 0 | 16 | 22 | 0 | 925 | 2 | 410 | 132 | 7.8% | 169 | 10.0% | 970 | 57.3% | 419 | 24.8% | 2 | 0.1% | 1,692 | | | | | | | | | | | | | | | | |
| Hunterdon | 0 | 1 | 0 | 0 | 7 | 3 | 0 | 0 | 0 | 0 | 0 | 0 | 1 | 0 | 113 | 0 | 68 | 7 | 3.6% | 4 | 2.1% | 114 | 59.1% | 68 | 35.2% | 0 | 0.0% | 193 | | | | | | | | | | | | | | | | |
| Mercer | 0 | 17 | 3 | 0 | 70 | 26 | 0 | 0 | 0 | 1 | 0 | 3 | 1 | 0 | 1,049 | 26 | 444 | 73 | 4.5% | 27 | 1.6% | 1,066 | 65.0% | 448 | 27.3% | 26 | 1.6% | 1,640 | | | | | | | | | | | | | | | | |
| Middlesex | 2 | 3 | 5 | 0 | 111 | 54 | 0 | 0 | 0 | 0 | 0 | 3 | 14 | 0 | 1,041 | 0 | 722 | 114 | 5.8% | 70 | 3.6% | 1,044 | 53.4% | 727 | 37.2% | 0 | 0.0% | 1,955 | | | | | | | | | | | | | | | | |
| Monmouth | 1 | 0 | 0 | 18 | 162 | 99 | 0 | 2 | 0 | 0 | 0 | 18 | 53 | 0 | 1,390 | 0 | 493 | 180 | 8.0% | 155 | 6.9% | 1,390 | 62.2% | 493 | 22.1% | 18 | 0.8% | 2,236 | | | | | | | | | | | | | | | | |
| Morris | 0 | 5 | 11 | 0 | 44 | 16 | 0 | 0 | 0 | 1 | 0 | 10 | 4 | 0 | 432 | 0 | 515 | 54 | 5.2% | 20 | 1.9% | 437 | 42.1% | 527 | 50.8% | 0 | 0.0% | 1,038 | | | | | | | | | | | | | | | | |
| Ocean | 4 | 10 | 1 | 0 | 49 | 26 | 0 | 27 | 10 | 2 | 0 | 8 | 39 | 0 | 709 | 0 | 768 | 57 | 3.5% | 96 | 5.8% | 729 | 44.1% | 771 | 46.6% | 0 | 0.0% | 1,653 | | | | | | | | | | | | | | | | |
| Passaic | 14 | 16 | 0 | 0 | 250 | 163 | 4 | 3 | 0 | 0 | 0 | 20 | 10 | 0 | 765 | 64 | 455 | 270 | 15.3% | 190 | 10.8% | 781 | 44.3% | 455 | 25.8% | 68 | 3.8% | 1,764 | | | | | | | | | | | | | | | | |
| Salem | 1 | 5 | 6 | 0 | 27 | 8 | 0 | 3 | 1 | 0 | 0 | 3 | 2 | 0 | 267 | 15 | 76 | 30 | 7.3% | 14 | 3.4% | 273 | 65.9% | 82 | 19.8% | 15 | 3.6% | 414 | | | | | | | | | | | | | | | | |
| Somerset | 0 | 3 | 0 | 0 | 44 | 23 | 0 | 0 | 0 | 0 | 0 | 0 | 0 | 0 | 341 | 30 | 291 | 44 | 6.0% | 23 | 3.1% | 344 | 47.0% | 291 | 39.8% | 30 | 4.1% | 732 | | | | | | | | | | | | | | | | |
| Sussex | 0 | 5 | 0 | 0 | 10 | 2 | 0 | 0 | 0 | 0 | 0 | 1 | 0 | 0 | 137 | 0 | 98 | 11 | 4.4% | 2 | 0.8% | 142 | 56.1% | 98 | 38.7% | 0 | 0.0% | 253 | | | | | | | | | | | | | | | | |
| Union | 19 | 17 | 9 | 0 | 155 | 64 | 0 | 2 | 0 | 1 | 0 | 13 | 6 | 0 | 1,200 | 0 | 446 | 168 | 8.7% | 91 | 4.7% | 1,217 | 63.0% | 456 | 23.6% | 0 | 0.0% | 1,932 | | | | | | | | | | | | | | | | |
| Warren | 0 | 0 | 1 | 0 | 12 | 13 | 0 | 0 | 0 | 0 | 0 | 0 | 1 | 0 | 171 | 48 | 75 | 12 | 3.7% | 14 | 4.4% | 171 | 53.3% | 76 | 23.7% | 48 | 14.9% | 321 | | | | | | | | | | | | | | | | |
| TOTAL | 112 | 225 | 85 | 21 | 1,751 | 1,002 | 4 | 196 | 23 | 50 | 0 | 209 | 298 | 0 | 16,818 | 236 | 9,625 | 1,960 | 6.4% | 1,608 | 5.2% | 17,066 | 55.7% | 9,760 | 31.8% | 261 | 0.9% | 30,655 | | | | | | | | | | | | | | | | |

1/ A case is considered disposed of by jury trial if the drawing of the jury is started, even if thereafter the defendant pleads or the case is dismissed.

2/ A case is considered disposed of by non-jury trial if the opening is started or, if the opening is waived, the first witness is sworn.

NOTE: For purposes of this report, the charges embodied against each defendant on each indictment or accusation are considered a separate case; for example, (a) if A and B are indicted in one indictment containing five counts against each defendant there are two cases--one against A and one against B. If A is indicted on four indictments, there are four cases pending against A. In other words, each indictment against each defendant constitutes a separate case.

SOURCE: Monthly Reports of the County Clerks.

LAW DIVISIONS OF THE SUPERIOR AND COUNTY COURTS
STATUS AND AGES, FROM DATE OF FILING, OF CRIMINAL CASES 1/
(INDICTMENTS AND ACCUSATIONS X PERSONS) OPEN AS OF:

August 31, 1977

ACTIVE--PENDING PLEA OR TRIAL

| Age from date of Indictment or Accusation | Atlantic | Bergen | Burlington | Calden | Cape May | Camdenland | Essex | Gloucester | Hudson | Hunterdon | Maric | Middlesex | Monmouth | Morris | Ocean | Passaic | Salem | Somerset | Sussex | Union | Warren | Total | Total 1 Year Ago |
|---|----------|--------|------------|--------|----------|------------|-------|------------|--------|-----------|-------|-----------|----------|--------|-------|---------|-------|----------|--------|-------|--------|--------|------------------------|
| Under 6 months | 372 | 716 | 557 | 1,063 | 330 | 434 | 2,060 | 402 | 688 | 134 | 691 | 1,213 | 1,040 | 305 | 286 | 663 | 306 | 181 | 98 | 573 | 150 | 12,262 | 11,800 |
| 6 to 12 months | 47 | 198 | 225 | 340 | 66 | 64 | 1,149 | 338 | 621 | 172 | 271 | 412 | 171 | 40 | 144 | 165 | 191 | 42 | 77 | 152 | 37 | 4,910 | 5,506 |
| 1+ to 1 1/2 years | 16 | 106 | 170 | 217 | 34 | 0 | 402 | 274 | 494 | 62 | 111 | 203 | 137 | 13 | 91 | 27 | 70 | 32 | 58 | 54 | 20 | 2,591 | 2,904 |
| 1 1/2 to 2 years | 4 | 41 | 39 | 84 | 7 | 0 | 164 | 153 | 242 | 13 | 65 | 102 | 84 | 8 | 51 | 3 | 23 | 3 | 11 | 29 | 10 | 1,136 | 1,142 |
| 2+ to 3 years | 0 | 36 | 29 | 201 | 15 | 0 | 202 | 151 | 232 | 1 | 57 | 32 | 68 | 8 | 69 | 5 | 8 | 3 | 23 | 33 | 9 | 1,176 | 684 |
| Over 3 years | 0 | 16 | 2 | 144 | 2 | 0 | 45 | 25 | 76 | 0 | 28 | 24 | 12 | 0 | 10 | 9 | 0 | 1 | 6 | 36 | 1 | 437 | 340 |
| TOTAL | 439 | 1,107 | 1,022 | 2,049 | 454 | 498 | 4,022 | 1,337 | 2,353 | 382 | 1,223 | 1,986 | 1,512 | 368 | 651 | 872 | 598 | 262 | 273 | 877 | 227 | 22,512 | 22,376 |

TOTAL ACTIVE CASES OVER 1 YEAR OLD

| | | | | | | | | | | | | | | | | | | | | | | | |
|-------------|----|-----|-----|-----|-----|----|-----|-----|-------|-----|-----|-----|-----|----|-----|----|-----|-----|-----|-----|-----|-------|-------|
| NUMBER | 20 | 199 | 240 | 646 | 58 | 0 | 813 | 603 | 1,044 | 76 | 261 | 361 | 301 | 23 | 221 | 44 | 101 | 39 | 98 | 152 | 40 | 5,340 | 5,070 |
| % OF NUMBER | 5% | 18% | 23% | 32% | 13% | 0% | 20% | 45% | 44% | 20% | 21% | 18% | 20% | 6% | 34% | 5% | 17% | 15% | 36% | 17% | 18% | 24% | 23% |

TOTAL ACTIVE CASES OVER 2 YEARS OLD

| | | | | | | | | | | | | | | | | | | | | | | | |
|-------------|----|----|----|-----|----|----|-----|-----|-----|------|----|----|----|------|-----|----|----|----|-----|----|----|-------|-------|
| NUMBER | 0 | 52 | 31 | 345 | 17 | 0 | 247 | 176 | 308 | 1 | 85 | 56 | 80 | 2 | 79 | 14 | 8 | 4 | 29 | 69 | 10 | 1,613 | 1,024 |
| % OF NUMBER | 0% | 5% | 3% | 17% | 4% | 0% | 6% | 13% | 13% | 0.3% | 7% | 3% | 5% | 0.5% | 12% | 2% | 1% | 2% | 11% | 8% | 4% | 7% | 5% |

SUSPENDED DISPOSITIONS--(NARCOTICS) N.J.S.A.24:21-27 (a)(1)

| | | | | | | | | | | | | | | | | | | | | | | | |
|-------------------|-----|-----|---|----|---|---|----|----|----|---|---|----|---|----|----|----|----|---|---|----|----|-----|-------|
| Under 6 months | 25 | 42 | 4 | 2 | 1 | 0 | 2 | 10 | 3 | 0 | 0 | 4 | 2 | 5 | 3 | 7 | 3 | 1 | 0 | 10 | 24 | 148 | 166 |
| 6 to 12 months | 30 | 58 | 0 | 12 | 0 | 0 | 9 | 6 | 8 | 0 | 0 | 22 | 0 | 2 | 11 | 8 | 1 | 0 | 0 | 20 | 2 | 217 | 270 |
| 1+ to 1 1/2 years | 25 | 40 | 1 | 18 | 0 | 0 | 7 | 15 | 8 | 2 | 4 | 11 | 0 | 18 | 12 | 5 | 12 | 0 | 2 | 8 | 0 | 189 | 272 |
| 1 1/2 to 2 years | 9 | 17 | 0 | 4 | 0 | 0 | 17 | 10 | 5 | 3 | 1 | 26 | 0 | 19 | 14 | 9 | 12 | 0 | 0 | 4 | 0 | 194 | 146 |
| 2+ to 3 years | 17 | 14 | 0 | 5 | 0 | 0 | 32 | 10 | 2 | 0 | 0 | 10 | 0 | 23 | 15 | 11 | 3 | 0 | 1 | 5 | 0 | 148 | 129 |
| Over 3 years | 2 | 1 | 0 | 3 | 0 | 0 | 11 | 4 | 1 | 0 | 0 | 3 | 0 | 0 | 1 | 4 | 0 | 0 | 1 | 5 | 0 | 40 | 43 |
| TOTAL | 108 | 172 | 5 | 44 | 1 | 0 | 78 | 55 | 23 | 9 | 9 | 76 | 2 | 93 | 56 | 44 | 26 | 3 | 4 | 52 | 26 | 886 | 1,029 |

POSTPONED - Further Proceedings Under Pretrial Intervention Program, R.3:28

| | | | | | | | | | | | | | | | | | | | | | | | |
|-------------------|----|----|---|-----|----|----|-----|---|----|----|----|----|---|-----|----|-----|---|----|----|----|----|-------|------|
| Under 6 months | 32 | 44 | 2 | 20 | 1 | 7 | 82 | 0 | 0 | 50 | 5 | 15 | 0 | 39 | 12 | 35 | 0 | 2 | 0 | 12 | 0 | 358 | N.A. |
| 6 to 12 months | 0 | 24 | 0 | 45 | 8 | 18 | 183 | 0 | 6 | 0 | 19 | 12 | 0 | 36 | 10 | 72 | 0 | 29 | 0 | 31 | 0 | 493 | N.A. |
| 1+ to 1 1/2 years | 0 | 0 | 0 | 19 | 4 | 2 | 89 | 1 | 17 | 0 | 16 | 4 | 0 | 13 | 0 | 0 | 5 | 30 | 0 | 1 | 0 | 207 | N.A. |
| 1 1/2 to 2 years | 0 | 4 | 0 | 17 | 0 | 0 | 38 | 2 | 7 | 0 | 4 | 7 | 0 | 6 | 0 | 0 | 1 | 3 | 0 | 0 | 0 | 89 | N.A. |
| 2+ to 3 years | 0 | 1 | 0 | 11 | 0 | 0 | 16 | 5 | 4 | 0 | 1 | 1 | 0 | 6 | 0 | 0 | 3 | 0 | 0 | 0 | 0 | 48 | N.A. |
| Over 3 years | 0 | 1 | 0 | 1 | 0 | 0 | 1 | 1 | 1 | 0 | 0 | 1 | 0 | 0 | 0 | 0 | 0 | 0 | 15 | 0 | 20 | N.A. | |
| TOTAL | 32 | 80 | 2 | 113 | 13 | 27 | 409 | 8 | 35 | 50 | 45 | 40 | 0 | 100 | 22 | 107 | 6 | 67 | 0 | 59 | 0 | 1,215 | N.A. |

UNTRIABLE--(WARRANT OUTSTANDING OR PARTIES NOT AVAILABLE FOR TRIAL)

| | | | | | | | | | | | | | | | | | | | | | | | |
|-------------------|---|---|---|-------|----|-----|-------|----|-----|---|-----|---|---|-----|----|-----|----|---|----|----|-------|-------|-------|
| Under 6 months | 0 | 0 | 0 | 105 | 0 | 112 | 424 | 36 | 40 | 0 | 49 | 0 | 0 | 0 | 47 | 30 | 0 | 0 | 47 | 0 | 890 | 956 | |
| 6 to 12 months | 0 | 0 | 0 | 188 | 1 | 50 | 278 | 23 | 66 | 1 | 28 | 0 | 0 | 1 | 87 | 9 | 0 | 0 | 15 | 0 | 747 | 828 | |
| 1+ to 1 1/2 years | 0 | 0 | 0 | 209 | 12 | 21 | 285 | 11 | 72 | 1 | 14 | 0 | 0 | 40 | 0 | 1 | 6 | 0 | 2 | 0 | 674 | 697 | |
| 1 1/2 to 2 years | 0 | 0 | 0 | 114 | 9 | 32 | 267 | 4 | 65 | 0 | 7 | 0 | 0 | 39 | 0 | 15 | 0 | 0 | 6 | 0 | 558 | 429 | |
| 2+ to 3 years | 0 | 0 | 0 | 299 | 27 | 74 | 286 | 14 | 175 | 0 | 7 | 0 | 0 | 22 | 0 | 8 | 0 | 0 | 0 | 0 | 914 | 697 | |
| Over 3 years | 0 | 1 | 0 | 344 | 23 | 64 | 662 | 2 | 194 | 0 | 5 | 0 | 0 | 3 | 0 | 0 | 0 | 0 | 2 | 0 | 1,300 | 927 | |
| TOTAL | 0 | 1 | 0 | 1,259 | 72 | 353 | 2,202 | 90 | 612 | 2 | 110 | 0 | 0 | 105 | 0 | 137 | 68 | 0 | 0 | 72 | 0 | 5,083 | 4,534 |

*INACTIVE--(SO MARKED BY JUDGE)

| | | | | | | | | | | | | | | | | | | | | | | | |
|-------------------|-----|-----|-----|-----|----|----|-----|-----|-----|----|-----|-----|-----|-----|----|-----|-----|----|----|-----|-----|-------|-------|
| Under 6 months | 72 | 2 | 15 | 0 | 0 | 0 | 6 | 0 | 0 | 36 | 85 | 1 | 33 | 0 | 1 | 1 | 3 | 0 | 7 | 0 | 262 | 245 | |
| 6 to 12 months | 51 | 40 | 32 | 1 | 1 | 0 | 11 | 17 | 0 | 1 | 109 | 82 | 14 | 51 | 0 | 15 | 1 | 9 | 1 | 40 | 11 | 487 | 497 |
| 1+ to 1 1/2 years | 71 | 38 | 67 | 1 | 10 | 0 | 28 | 26 | 0 | 11 | 74 | 99 | 26 | 17 | 0 | 111 | 3 | 19 | 2 | 44 | 20 | 667 | 854 |
| 1 1/2 to 2 years | 34 | 38 | 80 | 0 | 5 | 0 | 49 | 15 | 0 | 12 | 62 | 90 | 15 | 6 | 1 | 102 | 12 | 21 | 4 | 80 | 16 | 642 | 762 |
| 2+ to 3 years | 81 | 86 | 49 | 3 | 25 | 5 | 101 | 37 | 3 | 23 | 91 | 202 | 161 | 43 | 22 | 261 | 21 | 14 | 15 | 119 | 32 | 1,394 | 1,272 |
| Over 3 years | 102 | 137 | 69 | 439 | 43 | 6 | 113 | 196 | 258 | 21 | 124 | 365 | 270 | 30 | 38 | 441 | 69 | 28 | 26 | 362 | 50 | 3,187 | 3,508 |
| TOTAL | 411 | 341 | 312 | 444 | 84 | 11 | 302 | 297 | 261 | 68 | 496 | 923 | 487 | 180 | 61 | 931 | 107 | 94 | 48 | 652 | 129 | 6,639 | 7,138 |

TOTAL--ALL AGES

| | | | | | | | | | | | | | | | | | | | | | | | |
|---------|-----|-------|-------|-------|-------|-----|-------|-------|-------|-----|-------|-------|-------|-----|-------|-------|-----|-----|-----|-------|-----|--------|----------|
| 1976-77 | 990 | 1,701 | 1,341 | 3,909 | 624 | 889 | 7,013 | 1,787 | 3,284 | 511 | 1,883 | 3,025 | 2,001 | 846 | 790 | 2,091 | 805 | 426 | 325 | 1,712 | 382 | 36,335 | -- |
| 1975-76 | ** | 1,877 | 1,606 | 2,343 | 3,836 | 423 | 6,073 | 3,370 | 3,136 | 295 | 1,694 | 2,569 | 1,997 | 841 | 1,614 | 1,781 | 582 | 574 | 307 | 1,819 | 442 | -- | **35,077 |

* Inactive cases are those so marked by Order of the Court as untriable for reasons beyond the control of the Court or Prosecutor; included are fugitives, John Does, defendants incarcerated in another State, etc.

** As reported in the 1975-76 Annual Report. Subsequent recounts by the counties amounted to -140 cases pending.

1/ For purposes of this report, the charges embodied against each defendant on each indictment or accusation are considered a separate case; for example, (a) if A and B are indicted in one indictment containing five counts against each defendant there are two cases-- one against A and one against B. If A is indicted on four indictments, there are four cases pending against A. In other words, each indictment against each defendant constitutes a separate case.

SOURCE: Monthly Reports of the County Clerks.

LAW DIVISION OF THE SUPERIOR AND COUNTY COURTS
PETITIONS FOR POST-CONVICTION RELIEF, RULE 3:22
September 1, 1976 to August 31, 1977

| County | Number of Petitions Pending on September 1, 1976 | Number of New Petitions Filed September 1, 1976 to August 31, 1977 | Number of Petitions Open (Active) During the Court Year | PETITIONS DISPOSED OF DURING COURT YEAR | | | | | Petitions Pending, by Age From Date on Filing, as of: August 31, 1977 | | | | |
|---------------------|--|--|---|--|--|-------------------------------|--|--|---|----------------------|-----------------------|----------------------|------------------|
| | | | | Summarily with- out Assignment of Counsel, Transcript or Hearing | Other than Summary Dispositions in which: | | | Total Petitions Disposed of September 1, 1976 to August 31, 1977 | Under 1 Month Old | 1 to 3 Months Old | 3+ to 6 Months Old | Over 6 Months Old | Total Pending |
| | | | | | (a) No Relief Granted | (b) Some Relief Granted | Total of (a) and (b) dispositions other than Summarily | | | | | | |
| Atlantic | 6 | 8 | 14 | 0 | 9 | 1 | 10 | 10 | 1 | 0 | 2 | 1 | 4 |
| Bergen | 5 | 9 | 14 | 0 | 9 | 1 | 10 | 10 | 0 | 4 | 0 | 0 | 4 |
| Burlington | 0 | 9 | 9 | 1 | 5 | 0 | 5 | 6 | 1 | 2 | 0 | 0 | 3 |
| Camden | 7 | 24 | 31 | 9 | 13 | 1 | 14 | 23 | 0 | 3 | 1 | 4 | 8 |
| Cape May | 0 | 3 | 3 | 0 | 1 | 1 | 2 | 2 | 0 | 0 | 1 | 0 | 1 |
| Cumberland | 0 | 1 | 1 | 1 | 0 | 0 | 0 | 1 | 0 | 0 | 0 | 0 | 0 |
| Essex | 13 | 57 | 70 | 8 | 49 | 3 | 52 | 60 | 2 | 6 | 1 | 1 | 10 |
| Gloucester | 1 | 5 | 6 | 1 | 1 | 0 | 1 | 2 | 1 | 1 | 1 | 1 | 4 |
| Hudson | 3 | 6 | 9 | 1 | 7 | 0 | 7 | 8 | 0 | 1 | 0 | 0 | 1 |
| Hunterdon | 0 | 0 | 0 | 0 | 0 | 0 | 0 | 0 | 0 | 0 | 0 | 0 | 0 |
| Mercer | * 1 | 14 | 15 | 7 | 1 | 0 | 1 | 8 | 1 | 1 | 2 | 3 | 7 |
| Middlesex | 2 | 27 | 29 | 16 | 7 | 0 | 7 | 23 | 2 | 3 | 1 | 0 | 6 |
| Monmouth | 2 | 12 | 14 | 10 | 1 | 0 | 1 | 11 | 3 | 0 | 0 | 0 | 3 |
| Morris | 1 | 1 | 2 | 0 | 2 | 0 | 2 | 2 | 0 | 0 | 0 | 0 | 0 |
| Ocean | 2 | 1 | 3 | 0 | 3 | 0 | 3 | 3 | 0 | 0 | 0 | 0 | 0 |
| Passaic | 3 | 13 | 16 | 5 | 8 | 3 | 11 | 16 | 0 | 0 | 0 | 0 | 0 |
| Salem | 0 | 3 | 3 | 0 | 3 | 0 | 3 | 3 | 0 | 0 | 0 | 0 | 0 |
| Somerset | 0 | 13 | 13 | 7 | 4 | 0 | 4 | 11 | 1 | 1 | 0 | 0 | 2 |
| Sussex | 0 | 4 | 4 | 1 | 2 | 1 | 3 | 4 | 0 | 0 | 0 | 0 | 0 |
| Union | 9 | 17 | 26 | 3 | 17 | 3 | 20 | 23 | 1 | 1 | 0 | 1 | 3 |
| Warren | 0 | 0 | 0 | 0 | 0 | 0 | 0 | 0 | 0 | 0 | 0 | 0 | 0 |
| TOTAL | * 55 | 227 | 282 | 70 | 142 | 14 | 156 | 226 | 13 | 23 | 9 | 11 | 56 |
| TOTAL 1 YEAR AGO | 68 | 227 | 295 | 58 | 164 | 19 | 183 | 241 | 19 | 19 | 8 | 8 | ** 54 |

* Data differs from cases pending August 31, 1976 as reported in 1975-76 Annual Report, because of recounts by the counties resulting from their periodic physical inventories and the discovery of other reporting errors by the counties during the course of the year.

** As reported in the 1975-76 Annual Report. Subsequent recount amounted to +1 case pending as of 8/31/76.

SOURCE: Monthly Reports of the County Clerks.

APPEALS TO THE COUNTY COURTS

FROM THE MUNICIPAL COURTS*

September 1, 1976 to August 31, 1977

| COUNTY | Total Ap- peals Pend- ing at Beg. of Period | Appeals Taken | Appeals Disposed of | Ages of Pending Appeals from Date of Filing of Notice | | | | Total Ap- peals Pend- ing at End of Period | Appeals Pending 1 Year Ago |
|---------------------|--|------------------|------------------------|--|------------------|--------------------|----------------|---|-------------------------------------|
| | | | | Under 3 Months | 3 to 6 Months | 6+ to 12 Months | Over 1 Year | | |
| Atlantic | ** 64 | 215 | 243 | 32 | 2 | 2 | 0 | 36 | 70 |
| Bergen | 99 | 279 | 304 | 54 | 16 | 4 | 0 | 74 | 99 |
| Burlington | 82 | 187 | 234 | 34 | 0 | 1 | 0 | 35 | 82 |
| Camden | 38 | 143 | 130 | 38 | 7 | 4 | 2 | 51 | 38 |
| Cape May | 33 | 79 | 88 | 22 | 1 | 0 | 1 | 24 | 33 |
| Cumberland | 27 | 116 | 128 | 14 | 0 | 1 | 0 | 15 | 27 |
| Essex | 53 | 253 | 262 | 40 | 2 | 2 | 0 | 44 | 53 |
| Gloucester | 37 | 87 | 96 | 8 | 14 | 4 | 2 | 28 | 37 |
| Hudson | ** 40 | 103 | 120 | 22 | 1 | 0 | 0 | 23 | 39 |
| Hunterdon | 12 | 25 | 32 | 2 | 3 | 0 | 0 | 5 | 12 |
| Mercer | 49 | 148 | 164 | 25 | 6 | 1 | 1 | 33 | 49 |
| Middlesex | 59 | 282 | 315 | 24 | 1 | 0 | 1 | 26 | 59 |
| Monmouth | 43 | 246 | 255 | 34 | 0 | 0 | 0 | 34 | 43 |
| Morris | ** 26 | 218 | 223 | 20 | 0 | 0 | 1 | 21 | 32 |
| Ocean | 34 | 166 | 176 | 24 | 0 | 0 | 0 | 24 | 34 |
| Passaic | 28 | 151 | 155 | 23 | 1 | 0 | 0 | 24 | 28 |
| Salem | 10 | 35 | 37 | 6 | 2 | 0 | 0 | 8 | 10 |
| Somerset | 24 | 77 | 89 | 11 | 1 | 0 | 0 | 12 | 24 |
| Sussex | 29 | 60 | 79 | 7 | 1 | 2 | 0 | 10 | 29 |
| Union | 41 | 150 | 160 | 24 | 2 | 2 | 3 | 31 | 41 |
| Warren | 18 | 43 | 46 | 8 | 5 | 2 | 0 | 15 | 18 |
| TOTAL | ** 846 | 3,063 | 3,336 | 472 | 65 | 25 | 11 | 573 | --- |
| TOTAL 1 YEAR AGO | 797 | 3,790 | 3,730 | 675 | 158 | 18 | 6 | --- | *** 857 |

* Includes criminal and quasi criminal appeals such as bastardy, traffic, violation of municipal ordinance and disorderly persons offenses tried initially in the Municipal Courts and the County District Courts.

** Data differs from cases pending August 31, 1976 as reported in the 1975-76 Annual Report, because of recounts by the counties resulting from their periodic physical inventories and the discovery of other reporting errors by the counties during the course of the year.

*** As reported in the 1975-76 Annual Report. Subsequent recounts amounted to -11 cases pending as of 8/31/76.

PROBATE DIVISION OF THE COUNTY COURT AND SURROGATE'S COURT

PROCEEDINGS

September 1, 1976 to August 31, 1977

| County | Contested Matters Pending at Beginning of Period | Contested Matters Added | | | | | Contested Matters Disposed of During Period | Contested Matters Pending at End of Period | Ages of Contested Matters Pending* | | | Uncontested | |
|------------------|--|-------------------------|-------------|-----------|---------------|-------|---|--|------------------------------------|----------------|-------------|-------------|---------------------------------|
| | | Wills and Admin. | Accountings | Adoptions | Other Matters | Total | | | Under 6 Months | 6 to 12 Months | Over 1 Year | Adoptions | Appoint. Guardians Incompetents |
| Atlantic | 22 | 11 | 64 | 52 | 48 | 175 | 158 | 39 | 28 | 4 | 7 | 39 | 3 |
| Bergen | 17 | 9 | 18 | 0 | 14 | 41 | 32 | 26 | 10 | 13 | 3 | 249 | 33 |
| Burlington | 7 | 6 | 0 | 0 | 3 | 9 | 14 | 2 | 2 | 0 | 0 | 107 | 18 |
| Camden | 13 | 4 | 1 | 2 | 1 | 8 | 8 | 13 | 7 | 5 | 1 | 108 | 12 |
| Cape May | 8 | 4 | 9 | 0 | 24 | 37 | 38 | 7 | 5 | 0 | 2 | 19 | 5 |
| Cumberland | 13 | 8 | 3 | 1 | 7 | 19 | 19 | 13 | 5 | 2 | 6 | 50 | 12 |
| Essex | 29 | 18 | 8 | 3 | 1 | 30 | 32 | 27 | 17 | 5 | 5 | 205 | 64 |
| Gloucester | 1 | 4 | 0 | 2 | 2 | 8 | 7 | 2 | 2 | 0 | 0 | 42 | 11 |
| Hudson | 22 | 35 | 21 | 0 | 10 | 66 | 64 | 24 | 12 | 8 | 4 | 94 | 27 |
| Hunterdon | 13 | 2 | 14 | 0 | 29 | 45 | 45 | 13 | 13 | 0 | 0 | 20 | 0 |
| Mercer | 26 | 14 | 58 | 0 | 48 | 120 | 111 | 35 | 21 | 9 | 5 | 164 | 0 |
| Middlesex | 9 | 6 | 6 | 5 | 1 | 18 | 16 | 11 | 10 | 1 | 0 | 91 | 13 |
| Monmouth | 5 | 12 | 5 | 0 | 4 | 21 | 18 | 8 | 8 | 0 | 0 | 131 | 30 |
| Morris | 6 | 7 | 1 | 0 | 4 | 12 | 15 | 3 | 2 | 1 | 0 | 112 | 57 |
| Ocean | 7 | 14 | 4 | 1 | 3 | 22 | 19 | 10 | 6 | 2 | 2 | 95 | 15 |
| Passaic | 5 | 5 | 9 | 2 | 10 | 26 | 23 | 8 | 6 | 2 | 0 | 87 | 24 |
| Salem | 2 | 2 | 1 | 0 | 1 | 4 | 4 | 2 | 2 | 0 | 0 | 45 | 2 |
| Somerset | 11 | 3 | 4 | 0 | 6 | 13 | 13 | 11 | 5 | 2 | 4 | 40 | 11 |
| Sussex | 2 | 1 | 0 | 0 | 0 | 1 | 2 | 1 | 0 | 0 | 1 | 37 | 5 |
| Union | 15 | 10 | 1 | 1 | 5 | 17 | 14 | 18 | 6 | 5 | 7 | 121 | 17 |
| Warren | 0 | 0 | 1 | 0 | 0 | 1 | 1 | 0 | 0 | 0 | 0 | 17 | 3 |
| TOTAL | 233 | 175 | 228 | 69 | 221 | 693 | 653 | 273 | 167 | 59 | 47 | 1,873 | 362 |
| TOTAL 1 YEAR AGO | 168 | 176 | 194 | 31 | 183 | 584 | 519 | 233 | 171 | 38 | 24 | 1,965 | 312 |

* Ages based on date of complaint.

Source: Monthly Reports of the Surrogates (Clerks of the Probate Divisions of the County Courts).

JUDGES OF THE JUVENILE AND DOMESTIC RELATIONS COURTS

BERGEN COUNTY

Charles R. DiGisi, Presiding Judge (Until 7/31/77)

J. Emmet Cassidy

Abraham L. Rosenberg

Harvey R. Sorkow

BURLINGTON COUNTY

Anthony P. Tunney, Jr., Presiding Judge

CAMDEN COUNTY

Robert W. Page, Presiding Judge

Warren C. Douglas (Until 9/20/76)

D. Donald Palese (Effective 10/18/76)

ESSEX COUNTY

Alexander J. Matturri, Presiding Judge

Yale L. Apter

Peter J. Cass

Frances M. Cocchia

Donald E. King

Paul T. Murphy (Effective 5/5/77)

Horace S. Bellfatto (Retired and temporarily assigned
on recall)

Judges of the Juvenile & Domestic Relations Courts,
continued

HUDSON COUNTY

William J. Bozzuffi, Presiding Judge

Daniel F. Gilmore

J. Leonard Hornstein (Effective 1/13/77)

Samuel C. Scott

Samuel Miller (Retired and temporarily assigned on
recall)

MIDDLESEX COUNTY

Irving W. Rubin, Presiding Judge

Robert L. Garrenger, Jr. (Effective 2/11/77)

John E. Keefe (Effective 2/18/77)

George J. Nicola

Aldona E. Appleton (Retired and temporarily assigned
on recall)

MONMOUTH COUNTY

Leo Weinstein, Presiding Judge

Julia L. Ashbey (Also temporarily assigned to Superior
Court, Chancery Division, Matrimonial)

MORRIS COUNTY

Kenneth C. MacKenzie, Presiding Judge (Until 2/17/77;
also temporarily assigned to
Superior Court, Chancery Division,
Matrimonial until 2/17/77)

John M. Newman (Effective 2/10/77), Presiding Judge
(effective 2/18/77; and temporarily
assigned to Superior Court, Chancery
Division, Matrimonial 2/18/77-4/17/77)

Donald G. Collester, Jr. (Effective 4/18/77; temporarily
assigned to Superior Court, Chancery
Division, Matrimonial 4/18/77)

Judges of the Juvenile & Domestic Relations Courts,
continued

PASSAIC COUNTY

Harold M. Nitto (Until 9/20/76) Presiding Judge

Carmen A. Ferrante (Effective 5/31/77)

Vincent E. Hull, Jr. (Effective 7/14/77)

UNION COUNTY

Steven J. Bercik, Presiding Judge

Warren Brody

John L. McGuire

Robert J. T. Mooney (Effective 4/29/77)

Richard P. Muscatello (Until 3/27/77)

COUNTY COURT AND DISTRICT COURT JUDGES HEARING JUVENILE
AND DOMESTIC RELATIONS COURT MATTERS

ATLANTIC COUNTY

Herbert S. Jacobs, Presiding Judge (District Court Judge)

Manuel H. Greenberg

Robert Neustadter (Effective 10/12/76)

Joseph Narrow (Retired and temporarily assigned on
recall 11/1/76)

CAPE MAY COUNTY

James A. O'Neill, Presiding Judge

Nathan C. Staller

County Court and District Court Judges Hearing
Juvenile and Domestic Relations Court Matters,
continued

CUMBERLAND COUNTY

Frank J. Testa, Presiding Judge

Steven Z. Kleiner (Effective 10/20/76)

Edward S. Miller

Paul R. Porreca

GLOUCESTER COUNTY

Ernest L. Alvino, Presiding Judge

Paul F. Cunard

Samuel G. DeSimone

R. Edward Klaisz, Jr. (Until 3/31/77)

Milton L. Silver (Effective 5/26/77)

HUNTERDON COUNTY

A. Warren Herrigel, Presiding Judge

Thomas J. Beetel

MERCER COUNTY

J. Wilson Noden, Presiding Judge

Richard J. S. Barlow, Jr.

Clifton C. Bennett (Temporarily assigned to Somerset
County Court 9/27/76)

Michael R. Imbriani (Temporarily assigned from Somerset
County Court 9/27/76)

Hervey S. Moore, Jr.

Daniel A. O'Donnell

Theodore T. Tams, Jr.

County Court and District Court Judges Hearing
Juvenile and Domestic Relations Court Matters,
continued

OCEAN COUNTY

William H. Huber, Presiding Judge (Until 3/24/77)
James M. Havey, Presiding Judge (Effective 3/25/77)
Mark Addison
Robert H. Doherty, Jr.
Harold Kaplan
Henry H. Wiley

PASSAIC COUNTY

Harold M. Nitto, Presiding Judge (Effective 9/20/76)
Until 5/31/77:
Joseph M. Harrison
Bruno L. Leopizzi (From 9/22/76)
William J. Marchese
Herbert Susser
Until 9/21/76:
Thomas R. Rumana
Louis Schwartz

SALEM COUNTY

James A. O'Neill, Presiding Judge (Cape May County
Court Judge)
Norman Telsey (Effective 10/8/76)
Joseph Narrow (Retired and temporarily assigned on
recall until 11/1/76)

County Court and District Court Judges Hearing Juvenile
and Domestic Relations Court Matters, continued

SOMERSET COUNTY

B. Thomas Leahy, Presiding Judge

Clifton C. Bennett (Temporarily assigned from Mercer
County Court, effective 9/27/76)

Robert E. Gaynor

Michael R. Imbriani (Effective 9/24/76. Temporarily
assigned to Mercer County Court
9/27/76)

David G. Lucas

SUSSEX COUNTY

Robert C. Shelton, Jr., Presiding Judge (Became Superior
Court Judge 3/26/77)

Frederic G. Weber

WARREN COUNTY

Paul Aaroe, Presiding Judge

Martin Bry-Nildsen, Jr.

PROCEEDINGS IN THE JUVENILE AND DOMESTIC RELATIONS COURTS
JUVENILE DELINQUENT COMPLAINTS AND JUVENILES IN NEED OF SUPERVISION ("JINS")
September 1, 1976 to August 31, 1977

| County | Juvenile Delinquent Complaints | | | | | | Total Juvenile Delinquent Bench Hours | Juvenile in Need of Supervision ("JINS") | | | | | | Total "JINS" Bench Hours | Combined Juvenile Delinquent and "JINS" Bench Hours | Combined Juvenile Delinquent and "JINS" Bench Hours TOTAL 1 YEAR AGO |
|---------------------|-------------------------------------|----------------|---|----------------|---|----------------|---|--|----------------|---|----------------|---|----------------|-----------------------------------|--|---|
| | Preliminary & Detention Hearings | | Dispositional Hearings | | | | | Preliminary & Detention Hearings | | Dispositional Hearings | | | | | | |
| | | | Representation by Counsel Mandatory | | Representation by Counsel Not Mandatory | | | | | Representation by Counsel Mandatory | | Representation by Counsel Not Mandatory | | | | |
| | Cases | Bench Hours | Cases | Bench Hours | Cases | Bench Hours | | Cases | Bench Hours | Cases | Bench Hours | Cases | Bench Hours | | | |
| Atlantic | 510 | 53.8 | 773 | 166.9 | 701 | 129.9 | 350.6 | 342 | 39.2 | 121 | 34.2 | 59 | 15.0 | 88.4 | 439.0 | 665.5 |
| Bergen | 548 | 117.3 | 1,364 | 537.0 | 1,708 | 467.9 | 1,122.2 | 602 | 117.3 | 309 | 113.4 | 556 | 163.7 | 394.4 | 1,516.6 | 1,553.7 |
| Burlington | 771 | 84.9 | 1,228 | 245.0 | 751 | 128.8 | 458.7 | 650 | 68.1 | 74 | 10.4 | 102 | 14.7 | 93.2 | 551.9 | 670.3 |
| Camden | 1,358 | 303.4 | 1,052 | 374.5 | 533 | 136.3 | 814.2 | 202 | 45.4 | 23 | 9.6 | 369 | 111.2 | 166.2 | 980.4 | 1,005.3 |
| Cape May | 928 | 163.4 | 406 | 59.3 | 276 | 41.8 | 264.5 | 43 | 6.0 | 22 | 4.2 | 11 | 2.2 | 12.4 | 276.9 | 260.6 |
| Cumberland | 512 | 101.5 | 697 | 337.7 | 1,584 | 247.1 | 686.3 | 445 | 76.3 | 3 | 1.4 | 21 | 5.1 | 82.8 | 769.1 | 707.8 |
| Essex | 2,692 | 575.1 | 12,125 | 3,371.7 | 512 | 105.8 | 4,052.6 | 44 | 8.3 | 273 | 46.8 | 57 | 8.6 | 63.7 | 4,116.3 | 4,230.4 |
| Gloucester | 394 | 152.6 | 1,117 | 394.5 | 1,000 | 174.9 | 722.0 | 63 | 20.9 | 129 | 28.1 | 150 | 34.6 | 83.6 | 805.6 | 747.4 |
| Hudson | 2,372 | 346.4 | 5,639 | 1,097.5 | 1,229 | 180.5 | 1,624.4 | 223 | 27.0 | 244 | 29.8 | 286 | 45.1 | 101.9 | 1,726.3 | 1,870.4 |
| Hunterdon | 101 | 34.0 | 217 | 51.5 | 161 | 38.9 | 124.4 | 4 | 0.6 | 0 | 0.0 | 1 | 0.8 | 1.4 | 125.8 | 143.9 |
| Mercer | 2,852 | 283.2 | 1,499 | 150.7 | 1,278 | 236.7 | 670.6 | 416 | 56.7 | 34 | 5.8 | 162 | 39.6 | 102.1 | 772.7 | 949.6 |
| Middlesex | 945 | 238.2 | 1,656 | 2,230.3 | 2,719 | 735.2 | 2,003.7 | 173 | 45.9 | 12 | 1.5 | 36 | 7.9 | 55.3 | 2,059.0 | 1,897.2 |
| Monmouth | 2,683 | 180.7 | 1,368 | 403.1 | 3,566 | 635.5 | 1,219.3 | 481 | 69.8 | 1 | 0.5 | 159 | 55.8 | 126.1 | 1,345.4 | 1,430.0 |
| Morris | 127 | 26.8 | 477 | 229.9 | 569 | 179.4 | 436.1 | 88 | 17.8 | 89 | 21.3 | 197 | 53.4 | 92.5 | 528.6 | 462.4 |
| Ocean | 562 | 83.0 | 703 | 208.2 | 1,038 | 234.9 | 526.1 | 194 | 36.2 | 45 | 15.8 | 103 | 22.7 | 74.7 | 600.8 | 479.9 |
| Passaic | 580 | 59.9 | 3,758 | 456.2 | 1,724 | 148.6 | 664.7 | 125 | 17.0 | 296 | 34.5 | 600 | 59.8 | 111.3 | 776.0 | 663.6 |
| Salem | 729 | 111.6 | 443 | 89.2 | 126 | 24.9 | 225.7 | 104 | 19.0 | 72 | 4.9 | 53 | 13.6 | 37.5 | 263.2 | 209.6 |
| Somerset | 86 | 34.4 | 748 | 252.6 | 781 | 140.8 | 427.8 | 19 | 3.3 | 113 | 27.1 | 47 | 11.2 | 41.6 | 469.4 | 425.2 |
| Sussex | 595 | 137.1 | 185 | 86.8 | 254 | 54.2 | 278.1 | 41 | 11.9 | 24 | 9.1 | 19 | 5.8 | 26.8 | 304.9 | 219.1 |
| Union | 1,138 | 211.6 | 3,244 | 1,143.1 | 1,813 | 304.2 | 1,658.9 | 260 | 63.9 | 183 | 48.3 | 79 | 15.7 | 127.9 | 1,786.8 | 1,808.5 |
| Warren | 624 | 133.2 | 370 | 72.2 | 54 | 8.4 | 214.4 | 3 | 0.4 | 0 | 0.0 | 5 | 0.7 | 1.1 | 215.5 | 240.5 |
| TOTAL | 21,107 | 3,432.7 | 39,069 | 10,757.9 | 22,377 | 4,354.7 | 18,545.3 | 4,522 | 751.0 | 2,067 | 446.7 | 3,072 | 687.2 | 1,884.9 | 20,430.2 | -- |
| TOTAL 1 YEAR AGO | 20,210 | 3,280.5 | 38,716 | 9,848.3 | 29,536 | 5,605.8 | 18,734.6 | 4,680 | 814.3 | 1,389 | 378.4 | 3,261 | 713.6 | 1,906.3 | 20,640.9 | 20,640.9 |

Source: Weekly reports of the Judges.

PROCEEDINGS IN THE JUVENILE AND DOMESTIC RELATIONS COURTS
DOMESTIC RELATIONS AND RECIPROCAL SUPPORT COMPLAINTS
AND TOTAL BENCH AND CONFERENCE HOURS IN ALL J & DR PROCEEDINGS

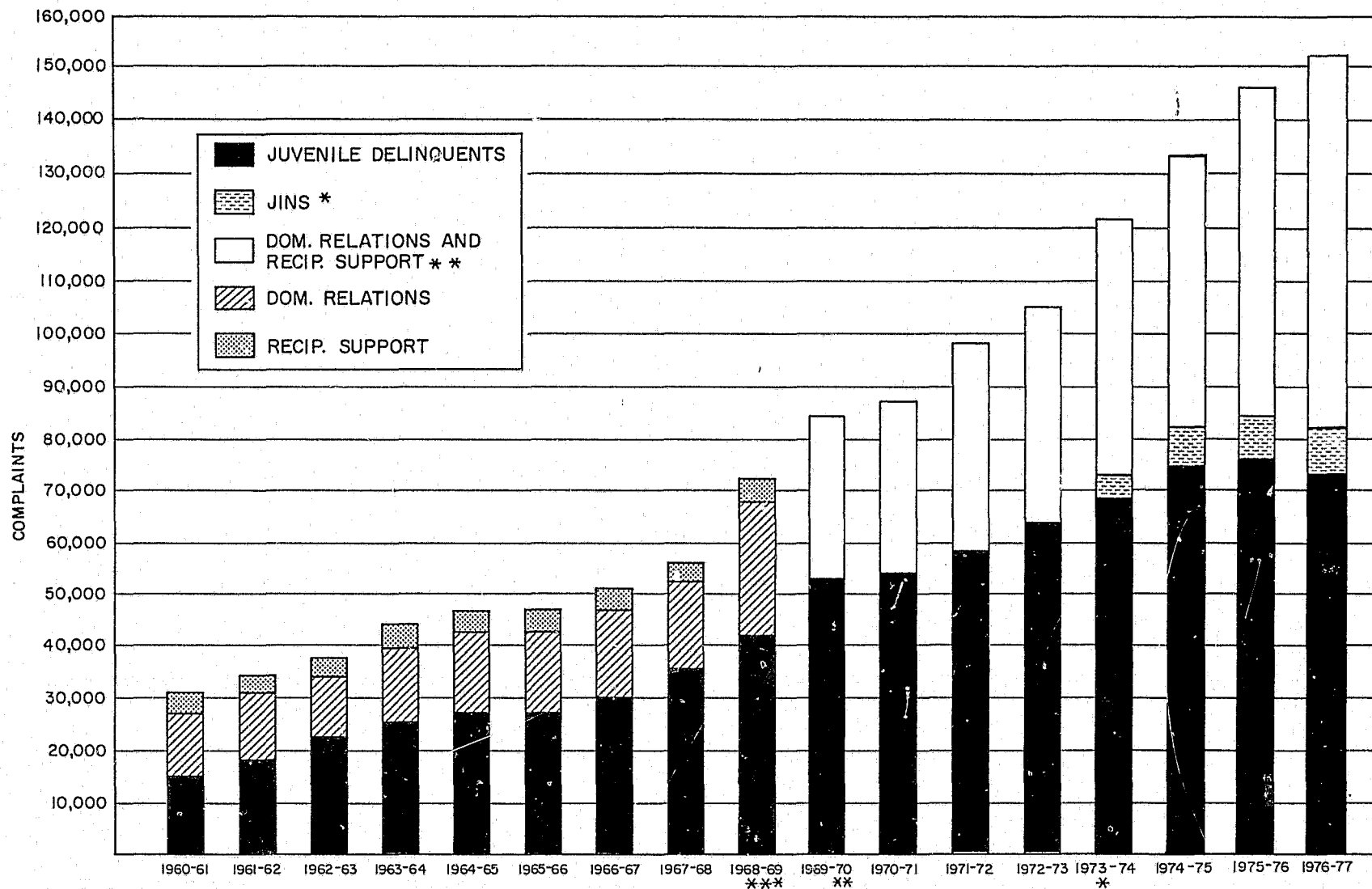
September 1, 1976 to August 31, 1977

| County | DOMESTIC RELATIONS AND RECIPROCAL SUPPORT COMPLAINTS | | | | | Total "JINS" Juv. Delinq. & Dom. Rel. Hours on Bench and in Settlement Conferences* | | | |
|------------------|--|---------|-------------------------|---------|------------------------------------|--|------------|----------|------------------|
| | Initial Proceedings | | Enforcement Proceedings | | Total Dom.Rel. & Recip. Sup. Hours | Bench | Conference | Total | Total 1 Year Ago |
| | Cases | Hours | Cases | Hours | | | | | |
| Atlantic | 351 | 176.8 | 471 | 170.8 | 347.6 | 786.6 | 348.0 | 1,134.6 | 1,058.8 |
| Bergen | 1,183 | 306.7 | 1,906 | 455.1 | 761.8 | 2,278.4 | 772.8 | 3,051.2 | 3,400.1 |
| Burlington | 1,241 | 267.9 | 1,008 | 219.4 | 487.3 | 1,039.2 | 476.7 | 1,515.9 | 1,729.9 |
| Camden | 1,533 | 790.5 | 1,088 | 254.8 | 1,045.3 | 2,025.7 | 1,062.4 | 3,088.1 | 2,861.2 |
| Cape May | 282 | 38.7 | 444 | 72.7 | 111.4 | 388.3 | 113.7 | 502.0 | 405.1 |
| Cumberland | 177 | 32.8 | 1,776 | 304.7 | 337.5 | 1,106.6 | 347.1 | 1,453.7 | 1,257.5 |
| Essex | 1,859 | 379.1 | 14,021 | 2,240.5 | 2,619.6 | 6,735.9 | 2,633.5 | 9,369.4 | 9,539.6 |
| Gloucester | 559 | 304.9 | 609 | 161.0 | 465.9 | 1,271.5 | 476.6 | 1,748.1 | 1,746.1 |
| Hudson | 1,524 | 290.2 | 3,551 | 833.6 | 1,123.8 | 2,850.1 | 1,130.9 | 3,981.0 | 4,244.6 |
| Hunterdon | 116 | 54.4 | 107 | 35.1 | 89.5 | 215.3 | 89.6 | 304.9 | 284.1 |
| Mercer | 1,162 | 227.4 | 1,082 | 160.1 | 387.5 | 1,160.2 | 391.8 | 1,552.0 | 1,717.8 |
| Middlesex | 3,677 | 1,043.6 | 1,213 | 201.7 | 1,245.3 | 3,304.3 | 1,252.7 | 4,557.0 | 4,553.5 |
| Monmouth | 1,594 | 387.7 | 395 | 53.9 | 441.6 | 1,787.0 | 570.2 | 2,357.2 | 2,323.7 |
| Morris | 516 | 81.6 | 371 | 72.4 | 154.0 | 682.6 | 160.3 | 842.9 | 803.8 |
| Ocean | 598 | 137.3 | 334 | 52.0 | 189.3 | 790.1 | 199.1 | 989.2 | 873.7 |
| Passaic | 2,553 | 312.1 | 2,532 | 223.2 | 535.3 | 1,311.3 | 537.1 | 1,848.4 | 1,600.7 |
| Salem | 445 | 62.1 | 305 | 54.9 | 117.0 | 380.2 | 116.9 | 497.1 | 410.1 |
| Somerset | 146 | 44.9 | 214 | 30.2 | 75.1 | 544.5 | 84.9 | 629.4 | 579.1 |
| Sussex | 91 | 30.3 | 370 | 85.4 | 115.7 | 420.6 | 124.1 | 544.7 | 497.0 |
| Union | 3,038 | 601.0 | 4,026 | 918.0 | 1,519.0 | 3,305.8 | 1,493.2 | 4,799.0 | 4,841.4 |
| Warren | 236 | 46.1 | 671 | 69.3 | 115.4 | 330.9 | 116.0 | 446.9 | 455.6 |
| TOTAL | 22,881 | 5,616.1 | 36,494 | 6,668.8 | 12,284.9 | 32,715.1 | 12,497.6 | 45,212.7 | -- |
| TOTAL 1 YEAR AGO | 24,152 | 5,847.5 | 34,566 | 6,375.5 | 12,223.0 | 32,863.9 | 12,319.5 | 45,183.4 | 45,183.4 |

* Settlement time includes settlement conference time (Domestic Relations Complaints) and time spent in case related conferences scheduled to speed the disposition of specific complaints.

Source: Weekly Reports of the Judges.

JUVENILE AND DOMESTIC RELATIONS COURTS
JUVENILE COMPLAINTS FILED AND DOMESTIC RELATIONS AND RECIPROCAL
SUPPORT COMPLAINTS INITIATED IN NEW JERSEY AND OUT OF STATE



* JINS (JUVENILES IN NEED OF SUPERVISION) STATUTE EFFECTIVE 3/1/74.

**DOMESTIC RELATIONS AND RECIPROCAL SUPPORT REPORTING COMBINED BEGINNING SEPTEMBER, 1969.

***REINSTATED CASES INCLUDED BEGINNING SEPTEMBER, 1968.

JUVENILE AND DOMESTIC RELATIONS COURTS
DISPOSITION OF JUVENILE DELINQUENT COMPLAINTS

September 1, 1976 to August 31, 1977

| COUNTY | ACTIVE Complaints Pending On September 1, 1976 | Complaints Filed, Incl. Reinstated Complaints & Transfers | COMPLAINTS DISPOSED OF | | | | | | | ACTIVE Complaints Pending at End of Period | | | | ACTIVE Pending 1 Year Ago |
|------------------|--|---|-------------------------------|-----------------------------|---|------------------------|----------------------------|-------------------|-------------------------------------|--|-------|-------|--------|---------------------------|
| | | | Downgraded to JINS Complaints | Marked by Judge as Inactive | Suspended Dispositions (Narcotics) N.J.S.A. 24-21-27(a)(1) Ref. to Juv. Conf. Comm., Referee, Other Co., or Alternate Appropriate Court | Hearing | | TOTAL Disposed of | Representation By Counsel Mandatory | Representation By Counsel Not Mandatory | Other | TOTAL | | |
| | | | | | | Represented By Counsel | Not Represented By Counsel | | | | | | | |
| Atlantic | 246 | 3,272 | 13 | 158 | 0 | 1,191 | 984 | 808 | 3,154 | 148 | 216 | 0 | 364 | 246 |
| Bergen | 863 | 7,272 | 2 | 298 | 0 | 1,512 | 1,905 | 3,401 | 7,118 | 150 | 867 | 0 | 1,017 | 863 |
| Burlington | 486 | 2,418 | 0 | 35 | 5 | 1,308 | 672 | 587 | 2,607 | 120 | 177 | 0 | 297 | 486 |
| Camden | 629 | 6,685 | 0 | 277 | 0 | 3,355 | 2,129 | 887 | 6,648 | 492 | 174 | 0 | 666 | 629 |
| Cape May | 593 | 1,909 | 185 | 174 | 0 | 37 | 480 | 1,075 | 1,951 | 206 | 97 | 248 | 551 | 593 |
| Cumberland | * 256 | 2,237 | 4 | 102 | 0 | 172 | 639 | 1,464 | 2,381 | 31 | 24 | 57 | 112 | 393 |
| Essex | 1,578 | 10,734 | 0 | 1,036 | 0 | 5,244 | 4,471 | 187 | 10,938 | 1,372 | 2 | 0 | 1,374 | 1,578 |
| Gloucester | * 965 | 2,748 | 0 | 0 | 0 | 919 | 1,114 | 1,184 | 3,217 | 376 | 120 | 0 | 496 | 964 |
| Hudson | * 773 | 5,940 | 0 | 752 | 1 | 2,077 | 2,294 | 694 | 5,818 | 657 | 238 | 0 | 895 | 769 |
| Hunterdon | 151 | 399 | 2 | 52 | 0 | 116 | 123 | 81 | 374 | 97 | 79 | 0 | 176 | 151 |
| Mercer | 888 | 2,822 | 0 | 555 | 0 | 19 | 1,116 | 1,120 | 2,810 | 425 | 248 | 227 | 900 | 888 |
| Middlesex | 578 | 6,198 | 1 | 88 | 4 | 2,614 | 903 | 2,146 | 5,756 | 473 | 547 | 0 | 1,020 | 578 |
| Monmouth | 1,299 | 4,494 | 5 | 3 | 0 | 1,246 | 793 | 2,934 | 4,981 | 129 | 683 | 0 | 812 | 1,299 |
| Morris | 211 | 1,215 | 27 | 20 | 0 | 86 | 501 | 362 | 996 | 226 | 204 | 0 | 430 | 211 |
| Ocean | 553 | 2,835 | 0 | 56 | 0 | 458 | 734 | 1,428 | 2,676 | 76 | 636 | 0 | 712 | 553 |
| Passaic | 601 | 3,990 | 0 | 278 | 0 | 340 | 2,265 | 851 | 3,734 | 588 | 269 | 0 | 857 | 601 |
| Salem | * 211 | 872 | 1 | 30 | 0 | 246 | 379 | 180 | 836 | 215 | 32 | 0 | 247 | 212 |
| Somerset | 165 | 942 | 0 | 18 | 0 | 223 | 351 | 337 | 929 | 93 | 85 | 0 | 178 | 165 |
| Sussex | 145 | 903 | 0 | 66 | 1 | 49 | 276 | 533 | 925 | 0 | 123 | 0 | 123 | 145 |
| Union | 521 | 4,876 | 0 | 21 | 0 | 1,282 | 1,545 | 1,562 | 4,410 | 430 | 157 | 400 | 987 | 521 |
| Warren | 190 | 639 | 22 | 8 | 0 | 2 | 203 | 492 | 727 | 8 | 94 | 0 | 102 | 190 |
| TOTAL | * 11,902 | 73,400 | 262 | 4,027 | 11 | 22,496 | 23,877 | 22,313 | 72,986 | 6,312 | 5,072 | 932 | 12,316 | -- |
| TOTAL 1 YEAR AGO | 10,925 | 75,862 | 162 | 3,535 | 39 | 21,645 | 23,719 | 25,652 | 74,752 | 5,410 | 6,052 | 573 | -- | ** 12,035 |

* Data differs from cases pending August 31, 1976 as reported in 1975-76 Annual Report, because of recounts by the counties resulting from their periodic physical inventories and the discovery of other reporting errors by the counties during the course of the year.

** As reported in the 1975-76 Annual Report. Subsequent recounts amounted to -133 cases pending as of 8/31/76.

SOURCE: Monthly Reports of the Clerks of the Juvenile and Domestic Relations Courts.

JUVENILE AND DOMESTIC RELATIONS COURTS
ACTIVE JUVENILE DELINQUENT Complaints Pending at End of Month
By Counsel Status and By Age From Date of Complaint
As of August 31, 1977

| County | Under 1 Month | | | 1 to 3 Months | | | 3+ to 6 Months | | | Over 6 Months | | |
|-----------------------|---|--|-------|---|--|-------|---|--|-------|---|--|-------|
| | Representation By Counsel Mandatory | Representation Not By Counsel Mandatory | Other | Representation By Counsel Mandatory | Representation Not By Counsel Mandatory | Other | Representation By Counsel Mandatory | Representation Not By Counsel Mandatory | Other | Representation By Counsel Mandatory | Representation Not By Counsel Mandatory | Other |
| Atlantic | 59 | 140 | 0 | 79 | 76 | 0 | 9 | 0 | 0 | 1 | 0 | 0 |
| Bergen | 30 | 338 | 0 | 60 | 420 | 0 | 49 | 91 | 0 | 11 | 18 | 0 |
| Burlington | 40 | 63 | 0 | 71 | 100 | 0 | 9 | 14 | 0 | 0 | 0 | 0 |
| Camden | 141 | 46 | 0 | 187 | 112 | 0 | 138 | 16 | 0 | 26 | 0 | 0 |
| Cape May | 79 | 56 | 186 | 105 | 35 | 62 | 18 | 4 | 0 | 4 | 2 | 0 |
| Cumberland | 11 | 13 | 57 | 18 | 10 | 0 | 2 | 1 | 0 | 0 | 0 | 0 |
| Essex | 376 | 2 | 0 | 536 | 0 | 0 | 319 | 0 | 0 | 141 | 0 | 0 |
| Gloucester | 58 | 43 | 0 | 135 | 64 | 0 | 55 | 8 | 0 | 128 | 5 | 0 |
| Hudson | 149 | 62 | 0 | 307 | 144 | 0 | 163 | 29 | 0 | 38 | 3 | 0 |
| Hunterdon | 22 | 15 | 0 | 27 | 32 | 0 | 21 | 16 | 0 | 27 | 16 | 0 |
| Mercer | 90 | 75 | 220 | 278 | 156 | 7 | 57 | 17 | 0 | 0 | 0 | 0 |
| Middlesex | 19 | 275 | 0 | 259 | 195 | 0 | 160 | 72 | 0 | 35 | 5 | 0 |
| Monmouth | 18 | 248 | 0 | 76 | 401 | 0 | 26 | 27 | 0 | 9 | 7 | 0 |
| Morris | 64 | 56 | 0 | 73 | 99 | 0 | 77 | 41 | 0 | 12 | 8 | 0 |
| Ocean | 11 | 144 | 0 | 44 | 336 | 0 | 11 | 114 | 0 | 10 | 42 | 0 |
| Passaic | 220 | 112 | 0 | 315 | 150 | 0 | 53 | 7 | 0 | 0 | 0 | 0 |
| Salem | 55 | 19 | 0 | 61 | 3 | 0 | 65 | 5 | 0 | 34 | 5 | 0 |
| Somerset | 27 | 37 | 0 | 46 | 43 | 0 | 20 | 5 | 0 | 0 | 0 | 0 |
| Sussex | 0 | 81 | 0 | 0 | 35 | 0 | 0 | 7 | 0 | 0 | 0 | 0 |
| Union | 78 | 21 | 211 | 288 | 123 | 158 | 64 | 13 | 31 | 0 | 0 | 0 |
| Warren | 0 | 17 | 0 | 3 | 38 | 0 | 4 | 26 | 0 | 1 | 13 | 0 |
| TOTAL | 1,547 | 1,863 | 674 | 2,968 | 2,572 | 227 | 1,320 | 513 | 31 | 477 | 124 | 0 |
| TOTAL 1 YEAR AGO * | 1,400 | 2,171 | 522 | 2,557 | 3,029 | 44 | 1,077 | 703 | 7 | 376 | 149 | 0 |

* As reported in the 1975-76 Annual Report. Subsequent recounts amounted to -133 cases pending as of 8/31/76.

SOURCE: Monthly Reports of the Clerks of the Juvenile & Domestic Relations Courts.

JUVENILE AND DOMESTIC RELATIONS COURTS
DISPOSITION OF "JUVENILE IN NEED OF SUPERVISION" COMPLAINTS

September 1, 1976 to August 31, 1977

| COUNTY | ACTIVE Complaints Pending On September 1, 1976 | Complaints Filed, Incl. Reinstated Complaints, Transfers and Downgrades | COMPLAINTS DISPOSED OF | | | | | ACTIVE Complaints Pending at End of Period | | | | *ACTIVE Pending 1 Year Ago |
|------------------|--|---|-----------------------------|--|------------------------|----------------------------|-------------------|--|---|-------|-------|----------------------------|
| | | | Marked by Judge as Inactive | Ref. to Juv. Conf. Comm., Referee, J&DR Courts in Other Counties | Hearing | | TOTAL Disposed of | Representation By Counsel Mandatory | Representation By Counsel Not Mandatory | Other | TOTAL | |
| | | | | | Represented By Counsel | Not Represented By Counsel | | | | | | |
| Atlantic | 16 | 449 | 10 | 178 | 148 | 103 | 439 | 13 | 13 | 0 | 26 | 16 |
| Bergen | 63 | 1,110 | 78 | 174 | 252 | 553 | 1,057 | 28 | 88 | 0 | 116 | 63 |
| Burlington | 25 | 434 | 8 | 317 | 43 | 79 | 447 | 3 | 9 | 0 | 12 | 25 |
| Camden | 16 | 566 | 6 | 236 | 68 | 259 | 569 | 6 | 7 | 0 | 13 | 16 |
| Cape May | 79 | 494 | 38 | 4 | 54 | 394 | 490 | 11 | 18 | 54 | 83 | 79 |
| Cumberland | 58 | 441 | 24 | 33 | 78 | 338 | 473 | 4 | 6 | 16 | 26 | 58 |
| Essex | 73 | 915 | 36 | 387 | 399 | 79 | 901 | 85 | 2 | 0 | 87 | 73 |
| Gloucester | * 108 | 227 | 0 | 99 | 71 | 132 | 302 | 22 | 11 | 0 | 33 | 109 |
| Hudson | * 87 | 1,049 | 156 | 391 | 343 | 130 | 1,020 | 87 | 29 | 0 | 116 | 85 |
| Hunterdon | 16 | 32 | 3 | 5 | 2 | 16 | 26 | 0 | 22 | 0 | 22 | 16 |
| Mercer | 51 | 277 | 57 | 1 | 56 | 131 | 245 | 31 | 41 | 11 | 83 | 51 |
| Middlesex | 46 | 612 | 3 | 236 | 17 | 372 | 628 | 8 | 22 | 0 | 30 | 46 |
| Monmouth | 17 | 172 | 0 | 42 | 1 | 137 | 180 | 0 | 9 | 0 | 9 | 17 |
| Morris | 14 | 228 | 1 | 8 | 45 | 129 | 183 | 20 | 39 | 0 | 59 | 14 |
| Ocean | 21 | 245 | 6 | 29 | 39 | 147 | 221 | 0 | 45 | 0 | 45 | 21 |
| Passaic | 25 | 720 | 55 | 11 | 193 | 409 | 668 | 28 | 49 | 0 | 77 | 25 |
| Salem | 27 | 240 | 5 | 96 | 44 | 103 | 248 | 14 | 5 | 0 | 19 | 27 |
| Somerset | 13 | 72 | 4 | 3 | 44 | 19 | 70 | 9 | 6 | 0 | 15 | 13 |
| Sussex | 4 | 60 | 6 | 0 | 9 | 42 | 57 | 0 | 7 | 0 | 7 | 4 |
| Union | 11 | 475 | 0 | 21 | 151 | 264 | 436 | 17 | 18 | 15 | 50 | 11 |
| Warren | 6 | 25 | 0 | 0 | 0 | 29 | 29 | 0 | 2 | 0 | 2 | 6 |
| TOTAL | * 776 | 8,843 | 496 | 2,271 | 2,057 | 3,865 | 8,689 | 386 | 448 | 96 | 930 | 775 |
| TOTAL 1 YEAR AGO | 677 | 8,622 | 416 | 2,053 | 1,695 | 4,360 | 8,524 | 240 | 506 | 29 | -- | **775 |

* Data differs from cases pending August 31, 1976 as reported in 1975-76 Annual Report, because of recounts by the counties resulting from their periodic physical inventories and the discovery of other reporting errors by the counties during the course of the year.

** As reported in the 1975-76 Annual Report. Subsequent recounts amounted to +1 case pending as of 8/31/76.

SOURCE: Monthly Reports of the Clerks of the Juvenile & Domestic Relations Courts.

JUVENILE AND DOMESTIC RELATIONS COURTS
ACTIVE "Juvenile in Need of Supervision" Complaints Pending at End of Month
By Counsel Status and By Age From Date of Complaint
As of August 31, 1977

| County | Under 1 Month | | | 1 to 3 Months | | | 3+ to 6 Months | | | Over 6 Months | | |
|-----------------------|---|---|-------|---|---|-------|---|---|-------|---|---|-------|
| | Representation By Counsel Mandatory | Representation By Counsel Not Mandatory | Other | Representation By Counsel Mandatory | Representation By Counsel Not Mandatory | Other | Representation By Counsel Mandatory | Representation By Counsel Not Mandatory | Other | Representation By Counsel Mandatory | Representation By Counsel Not Mandatory | Other |
| Atlantic | 7 | 9 | 0 | 5 | 4 | 0 | 1 | 0 | 0 | 0 | 0 | 0 |
| Bergen | 10 | 33 | 0 | 12 | 44 | 0 | 4 | 10 | 0 | 2 | 1 | 0 |
| Burlington | 2 | 2 | 0 | 1 | 7 | 0 | 0 | 0 | 0 | 0 | 0 | 0 |
| Camden | 3 | 2 | 0 | 3 | 4 | 0 | 0 | 1 | 0 | 0 | 0 | 0 |
| Cape May | 6 | 8 | 32 | 3 | 7 | 22 | 2 | 3 | 0 | 0 | 0 | 0 |
| Cumberland | 1 | 4 | 15 | 2 | 2 | 1 | 1 | 0 | 0 | 0 | 0 | 0 |
| Essex | 25 | 0 | 0 | 26 | 2 | 0 | 27 | 0 | 0 | 7 | 0 | 0 |
| Gloucester | 1 | 0 | 0 | 6 | 6 | 0 | 6 | 3 | 0 | 9 | 2 | 0 |
| Hudson | 45 | 6 | 0 | 34 | 20 | 0 | 7 | 3 | 0 | 1 | 0 | 0 |
| Hunterdon | 0 | 0 | 0 | 0 | 7 | 0 | 0 | 7 | 0 | 0 | 8 | 0 |
| Mercer | 7 | 7 | 11 | 10 | 23 | 0 | 14 | 11 | 0 | 0 | 0 | 0 |
| Middlesex | 1 | 17 | 0 | 4 | 2 | 0 | 0 | 3 | 0 | 3 | 0 | 0 |
| Monmouth | 0 | 5 | 0 | 0 | 3 | 0 | 0 | 1 | 0 | 0 | 0 | 0 |
| Morris | 5 | 5 | 0 | 4 | 20 | 0 | 11 | 10 | 0 | 0 | 4 | 0 |
| Ocean | 0 | 9 | 0 | 0 | 17 | 0 | 0 | 16 | 0 | 0 | 3 | 0 |
| Passaic | 12 | 16 | 0 | 15 | 32 | 0 | 1 | 1 | 0 | 0 | 0 | 0 |
| Salem | 4 | 1 | 0 | 2 | 3 | 0 | 6 | 1 | 0 | 2 | 0 | 0 |
| Somerset | 1 | 0 | 0 | 7 | 4 | 0 | 1 | 2 | 0 | 0 | 0 | 0 |
| Sussex | 0 | 4 | 0 | 0 | 3 | 0 | 0 | 0 | 0 | 0 | 0 | 0 |
| Union | 2 | 3 | 6 | 13 | 14 | 7 | 2 | 1 | 2 | 0 | 0 | 0 |
| Warren | 0 | 0 | 0 | 0 | 0 | 0 | 0 | 2 | 0 | 0 | 0 | 0 |
| TOTAL | 132 | 131 | 64 | 147 | 224 | 30 | 83 | 75 | 2 | 24 | 18 | 0 |
| Total 1 Year Ago * | 66 | 183 | 11 | 114 | 218 | 16 | 41 | 78 | 2 | 19 | 27 | 0 |

* As reported in the 1975-76 Annual Report. Subsequent recounts amounted to +1 case pending as of 8/31/76.

SOURCE: Monthly Reports of the Clerks of the Juvenile & Domestic Relations Courts.

JUVENILE AND DOMESTIC RELATIONS COURTS

DISPOSITIONS OF DOMESTIC RELATIONS AND RECIPROCAL SUPPORT COMPLAINTS

September 1, 1976 to August 31, 1977

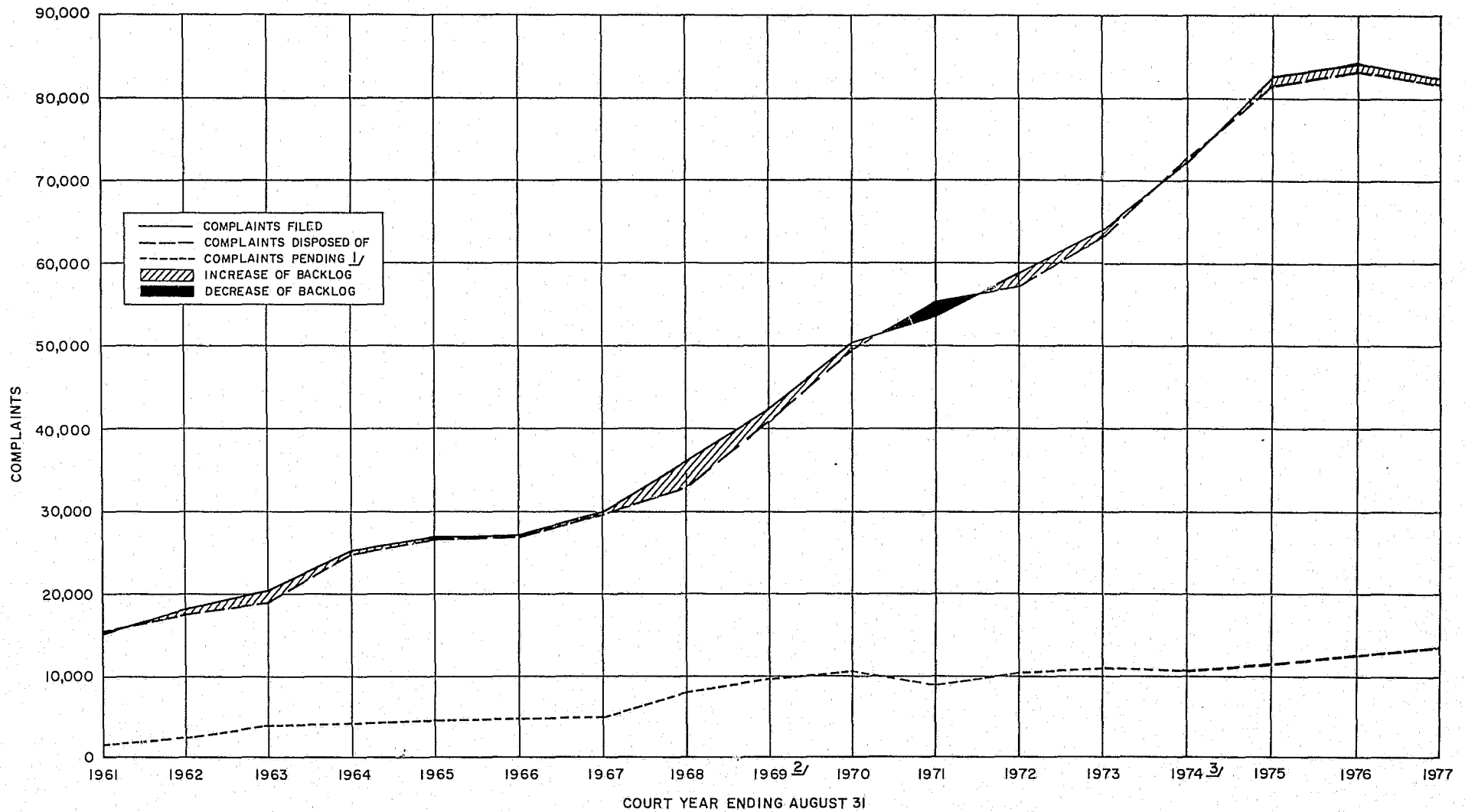
| COUNTY | ACTIVE Complaints Pending On September 1, 1976 | COMPLAINTS FILED and REINSTATED | | | | COMPLAINTS DISPOSED OF | | | | ACTIVE Complaints Pending at End of Period By AGE From Date of Complaint | | | |
|------------------|--|---------------------------------|----------------------------|------------|------------------------|-----------------------------|--------------------|------------------------|-------------------|--|---------------|---------------|----------|
| | | Initiated in New Jersey | Received from other States | Reinstated | TOTAL Complaints Filed | Marked by Judge as Inactive | Other Dispositions | Disposed of By Hearing | TOTAL Disposed of | Under 1 Month | 1 to 3 Months | Over 3 Months | TOTAL |
| Atlantic | * 248 | 953 | 190 | 762 | 1,905 | 229 | 4 | 1,538 | 1,771 | 161 | 121 | 100 | 382 |
| Bergen | 209 | 1,458 | 342 | 1,249 | 3,049 | 209 | 407 | 2,344 | 2,960 | 110 | 175 | 13 | 298 |
| Burlington | 262 | 2,029 | 266 | 7 | 2,302 | 95 | 657 | 1,514 | 2,266 | 149 | 146 | 3 | 298 |
| Camden | * 594 | 2,872 | 213 | 1,687 | 4,772 | 68 | 2,325 | 2,648 | 5,041 | 221 | 83 | 21 | 325 |
| Cape May | 101 | 244 | 59 | 304 | 607 | 30 | 8 | 578 | 616 | 24 | 22 | 46 | 92 |
| Cumberland | 50 | 1,038 | 58 | 131 | 1,227 | 71 | 0 | 1,176 | 1,247 | 30 | 0 | 0 | 30 |
| Essex | 674 | 6,725 | 452 | 22,099 | 29,276 | 1,130 | 3,409 | 24,125 | 28,664 | 799 | 372 | 115 | 1,286 |
| Gloucester | 246 | 1,055 | 72 | 176 | 1,303 | 263 | 78 | 915 | 1,256 | 83 | 156 | 54 | 293 |
| Hudson | 462 | 3,215 | 221 | 467 | 3,903 | 398 | 4 | 3,288 | 3,690 | 230 | 166 | 279 | 675 |
| Hunterdon | 41 | 188 | 40 | 17 | 245 | 0 | 63 | 167 | 230 | 11 | 24 | 21 | 56 |
| Mercer | * 300 | 1,048 | 91 | 1,951 | 3,090 | 289 | 133 | 2,670 | 3,092 | 93 | 125 | 80 | 298 |
| Middlesex | * 387 | 2,130 | 231 | 1,903 | 4,264 | 266 | 511 | 3,057 | 3,834 | 173 | 245 | 399 | 817 |
| Monmouth | 224 | 1,267 | 195 | 676 | 2,138 | 0 | 0 | 2,221 | 2,221 | 152 | 87 | 2 | 241 |
| Morris | 64 | 632 | 135 | 210 | 977 | 2 | 10 | 952 | 964 | 33 | 17 | 27 | 77 |
| Ocean | 193 | 1,321 | 136 | 345 | 1,802 | 25 | 0 | 1,751 | 1,776 | 105 | 103 | 11 | 219 |
| Passaic | 62 | 2,140 | 209 | 730 | 3,079 | 215 | 16 | 2,557 | 2,788 | 295 | 58 | 0 | 353 |
| Salem | 45 | 696 | 32 | 168 | 896 | 0 | 0 | 846 | 846 | 81 | 11 | 3 | 95 |
| Somerset | 51 | 259 | 45 | 21 | 325 | 15 | 97 | 226 | 338 | 15 | 22 | 1 | 38 |
| Sussex | 62 | 322 | 72 | 13 | 407 | 0 | 73 | 322 | 395 | 28 | 19 | 27 | 74 |
| Union | * 315 | 2,107 | 316 | 1,113 | 3,536 | 112 | 0 | 3,226 | 3,338 | 205 | 207 | 101 | 513 |
| Warren | 46 | 241 | 64 | 66 | 371 | 16 | 1 | 357 | 374 | 22 | 17 | 4 | 43 |
| TOTAL | * 4,736 | 31,940 | 3,439 | 34,095 | 69,474 | 3,433 | 7,796 | 56,478 | 67,707 | 3,020 | 2,176 | 1,307 | 6,503 |
| TOTAL 1 YEAR AGO | 4,069 | 27,785 | 3,037 | 31,052 | 61,874 | 4,636 | 7,614 | 49,189 | 61,439 | 2,061 | 2,014 | 429 | ** 4,504 |

* Data differs from cases pending August 31, 1976 as reported in the 1975-76 Annual Report, because of recounts by the counties resulting from their periodic physical inventories and the discovery of other reporting errors by the counties during the course of the year.

** As reported in the 1975-76 Annual Report, Subsequent recounts amounted to +232 cases pending as of 8/31/76.

Source: Monthly Reports of the Clerks of the Juvenile & Domestic Relations Courts.

JUVENILE AND DOMESTIC RELATIONS COURTS JUVENILE COMPLAINTS



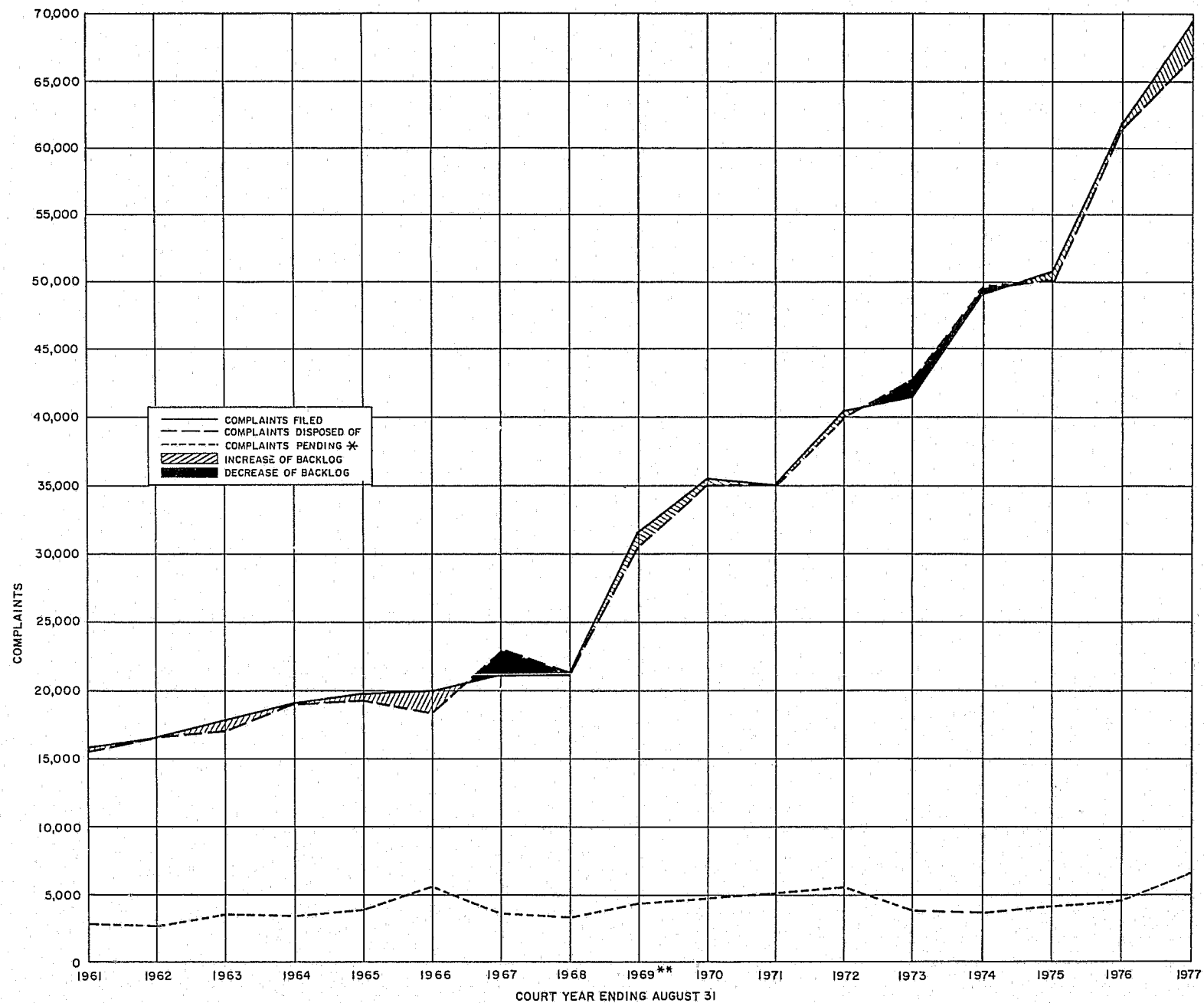
^{1/} AS REPORTED IN ANNUAL REPORTS FOR EACH COURT YEAR. NOT CHANGED FOR "RECOUNTS" AS A RESULT OF PHYSICAL INVENTORIES IN THE COUNTIES.

^{2/} REINSTATED CASES INCLUDED BEGINNING SEPTEMBER, 1968.

^{3/} INCLUDES JINS (JUVENILES IN NEED OF SUPERVISION), STATUTE EFFECTIVE MARCH 1, 1974.

JUVENILE AND DOMESTIC RELATIONS COURTS
DOMESTIC RELATIONS AND RECIPROCAL SUPPORT COMPLAINTS

J/K-16



* AS REPORTED IN ANNUAL REPORTS FOR EACH COURT YEAR. NOT CHANGED FOR "RECOUNTS" AS A RESULT OF PHYSICAL INVENTORIES IN THE COUNTIES.

** REINSTATED CASES INCLUDED BEGINNING SEPTEMBER, 1968.

JUDGES OF THE COUNTY DISTRICT COURTS

ATLANTIC COUNTY

Herbert S. Jacobs, Presiding Judge (also temporarily
assigned Presiding Judge of the
Juvenile & Domestic Relations Court)

BERGEN COUNTY

Frederick W. Kuechenmeister, Presiding Judge

David B. Follender

Paul R. Huot

Gerald E. Monaghan

Kevin M. O'Halloran

Arthur L. Troast

CAMDEN COUNTY

Rudolph J. Rossetti, Presiding Judge

Barry M. Weinberg

ESSEX COUNTY

Nicholas Albano, Jr., Presiding Judge

John J. Dios

Howard W. Hayes (Retired 9/1/77)

Felix A. Martino (Until 7/12/77)

David H. Wiener (Retired 5/28/77)

CONTINUED

5 OF 8

Judges of the County District Courts, continued

HUDSON COUNTY

John J. McCole, Presiding Judge

Eugene P. Kenny

Henry B. McFarland, Jr.

Mortimer Neuman (Retired and temporarily assigned
on recall)

MIDDLESEX COUNTY

J. Norris Harding, Presiding Judge (Until 9/20/76)

Robert T. Quackenboss, Presiding Judge (Effective 9/21/76)

John P. Kozak

John S. Kuhlthau

Edward J. Seaman (Effective 10/28/76)

MONMOUTH COUNTY

George A. Gray, Presiding Judge

Walter H. Gehricke

PASSAIC COUNTY

Herbert S. Alterman, Presiding Judge (Until 1/2/77)

Sidney Reiss, Presiding Judge (Effective 1/3/77)

Joseph L. Conn (Effective 10/22/76)

Bruno L. Leopizzi (Until 9/22/76)

Nicholas G. Mandak (Effective 10/22/76)

Ralph V. Martin (Until 9/21/76)

Judges of the County District Courts, continued

UNION COUNTY

James M. Cawley, Presiding Judge

Edward W. Beglin, Jr.

John J. Callahan

Lawrence Weiss

COUNTY COURT JUDGES HEARING DISTRICT COURT MATTERS

BURLINGTON COUNTY

Herman Belopolsky, Presiding Judge (Until 5/1/77)

Harold B. Wells III (Effective 4/7/77); Presiding
Judge (Effective 5/2/77)

Dominick J. Ferrelli

Paul R. Kramer

CAPE MAY COUNTY

Nathan C. Staller, Presiding Judge

James A. O'Neill

CUMBERLAND COUNTY

Frank J. Testa, Presiding Judge

Steven Z. Kleiner (Effective 10/20/76)

Edward S. Miller

Paul R. Porreca

County Court Judges Hearing District Court Matters,
continued

GLOUCESTER COUNTY

Samuel G. DeSimone, Presiding Judge
Ernest L. Alvino
Paul F. Cunard
R. Edward Klaisz, Jr. (Until 3/31/77)
Milton L. Silver (Effective 5/26/77)

HUNTERDON COUNTY

Thomas J. Beetel, Presiding Judge
A. Warren Herrigel

MERCER COUNTY

Daniel A. O'Donnell, Presiding Judge
Richard J. S. Barlow, Jr.
Clifton C. Bennett (Temporarily assigned to Somerset
County Court 9/27/76)
Michael R. Imbriani (Temporarily assigned from Somerset
County Court 9/27/76)
Hervey S. Moore, Jr.
J. Wilson Noden
Theodore T. Tams, Jr.

County Court Judges Hearing District Court Matters,
continued

MORRIS COUNTY

Reginald Stanton, Presiding Judge (Until 2/17/77)
Kenneth C. MacKenzie (Effective 2/10/77);
Presiding Judge (Effective 2/18/77)
John D. Collins (Retired 12/3/76)
Charles M. Egan, Jr.
Jacques H. Gascoyne
George P. Helfrich
Arnold M. Stein

OCEAN COUNTY

Harold Kaplan, Presiding Judge (Until 5/2/77)
James M. Havey, Presiding Judge (Effective 5/3/77)
Mark Addison
Robert H. Doherty, Jr.
William H. Huber (Until 4/5/77)
Henry H. Wiley

SALEM COUNTY

James A. O'Neill, Presiding Judge (Cape May County
Court Judge)
Norman Telsey (Effective 10/8/76)
Joseph Narrow (Retired and temporarily assigned
on recall until 10/31/76)

County Court Judges Hearing District Court Matters,
continued

SOMERSET COUNTY

David G. Lucas, Presiding Judge

Clifton C. Bennett (Temporarily assigned from Mercer
County Court 9/27/76)

Robert E. Gaynor

Michael R. Imbriani (Effective 9/24/76; 9/27/76
temporarily assigned to Mercer County)

B. Thomas Leahy

SUSSEX COUNTY

Robert C. Shelton, Jr., Presiding Judge

Frederic G. Weber

WARREN COUNTY

Martin Bry-Nildsen, Jr., Presiding Judge

Paul Aaroe

PROCEEDINGS IN THE COUNTY DISTRICT COURTS

CIVIL MATTERS

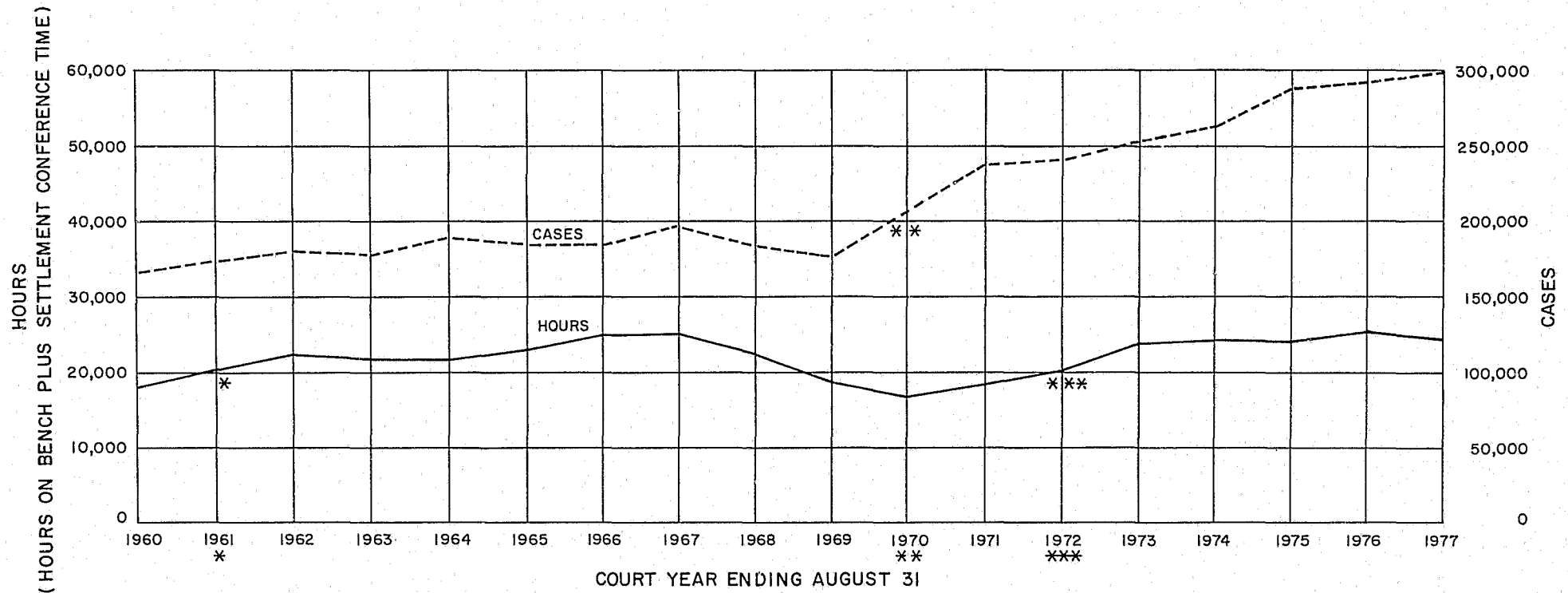
FROM SEPTEMBER 1, 1976 TO AUGUST 31, 1977

| COUNTY | MOTIONS | | SETTLED BEFORE TRIAL | TRIALS COMMENCED | | * OUTCOME OF TRIALS COMMENCED | | | HOURS IN CONDUCT OF COURT | | | TOTAL HOURS 1 YEAR AGO |
|---------------------|-----------|------------------|----------------------------|------------------|----------|-------------------------------|---------------------------|----------|-----------------------------------|----------------------|----------------|---------------------------------|
| | CONTESTED | UN- CONTESTED | | JURY | NON-JURY | SETTLED DURING TRIAL | TRIED TO CONCLUSION | MISTRIAL | SETTLEMENT CONFERENCE HOURS | HOURS ON BENCH | TOTAL HOURS | |
| ATLANTIC | 493 | 37 | 51 | 1 | 1,131 | 10 | 1,111 | | 39.9 | 366.2 | 406.1 | 477.5 |
| BERGEN | 777 | 1,291 | 782 | 45 | 9,821 | 40 | 9,670 | 7 | 230.9 | 3,812.5 | 4,043.4 | 4,624.8 |
| BURLINGTON | 232 | 444 | 31 | 12 | 3,209 | 8 | 3,199 | | 38.4 | 404.5 | 442.9 | 380.5 |
| CAMDEN | 978 | 2,227 | 144 | | 2,811 | 27 | 2,618 | | 46.7 | 1,022.0 | 1,068.7 | 1,441.4 |
| CAPE MAY | 98 | 493 | 8 | | 78 | | 77 | | 15.2 | 147.3 | 162.5 | 157.3 |
| CLMBERLAND | 440 | 974 | 228 | 6 | 796 | 1 | 800 | | 111.2 | 315.8 | 427.0 | 280.6 |
| ESSEX | 1,107 | 1,218 | 13 | 68 | 9,544 | 249 | 9,289 | 1 | 19.1 | 3,649.9 | 3,669.0 | 4,001.3 |
| GLUCUCESTER | 149 | 328 | 24 | | 437 | 2 | 407 | | 4.7 | 279.6 | 284.3 | 316.0 |
| HUDSON | 520 | 355 | 441 | 38 | 11,455 | 451 | 11,030 | 1 | 172.1 | 2,956.8 | 3,128.9 | 2,614.4 |
| HUNTERDON | 11 | 9 | 5 | | 271 | | 262 | | .0 | 101.1 | 101.1 | 140.8 |
| MERCER | 222 | 406 | 34 | 17 | 1,107 | 13 | 1,063 | | 26.2 | 819.4 | 845.6 | 839.0 |
| MIDDLESEX | 335 | 457 | 513 | 26 | 6,255 | 4 | 6,203 | | 300.9 | 1,855.3 | 2,156.2 | 2,154.8 |
| MONMOUTH | 220 | 97 | 393 | 1 | 1,552 | 36 | 1,510 | 4 | 286.8 | 1,028.7 | 1,315.5 | 893.0 |
| MCRRIS | 127 | 250 | 31 | 19 | 1,751 | 8 | 1,705 | 2 | 23.3 | 876.2 | 899.5 | 1,006.3 |
| OCEAN | 125 | 294 | 135 | 12 | 805 | 3 | 779 | 2 | 35.9 | 479.5 | 515.4 | 730.0 |
| PASSAIC | 379 | 754 | 1,067 | 121 | 7,523 | 187 | 7,386 | 1 | 154.2 | 1,486.0 | 1,640.2 | 1,478.9 |
| SALEM | 156 | 462 | | | 51 | | 49 | | .0 | 84.8 | 84.8 | 108.0 |
| SGMERSET | 142 | 60 | 15 | 10 | 872 | 6 | 859 | 1 | 25.6 | 487.0 | 512.6 | 574.1 |
| SUSSEX | 151 | 53 | 19 | 4 | 192 | 6 | 186 | | 11.9 | 217.0 | 228.9 | 303.8 |
| UNION | 365 | 385 | 103 | 30 | 3,631 | 40 | 3,533 | 1 | 71.8 | 2,271.9 | 2,343.7 | 2,796.6 |
| WARREN | 16 | 10 | | | 189 | 2 | 187 | | .0 | 253.1 | 253.1 | 261.5 |
| ***** | | | | | | | | | | | | |
| TOTALS | 7,043 | 10,644 | 4,037 | 410 | 63,481 | 1,093 | 61,923 | 20 | 1,614.8 | 22,914.6 | 24,529.4 | ***** |
| ***** | | | | | | | | | | | | |
| TOTAL 1 YEAR AGO | 8,014 | 11,266 | 3,207 | 453 | 62,975 | 1,241 | 61,421 | 26 | 1,368.6 | 24,212.0 | | 25,580.6 |
| ***** | | | | | | | | | | | | |

* Does not include trials continued from one week to another.

Source: Weekly reports of the Judges.

COUNTY DISTRICT COURTS HOURS IN COURT COMPARED WITH CIVIL CASES DISPOSED OF




* COURT HOURS EXTENDED IN ALL COUNTIES COMMENCING MARCH 1961.

** BECAUSE OF A CHANGE IN THE REPORTING SYSTEM EFFECTIVE SEPTEMBER 1, 1969 DISPOSITIONS INCLUDE MANY DEFAULT JUDGMENTS AND INACTIVE COMPLAINTS REMOVED FROM THE CALENDAR.

*** COURT HOURS EXTENDED IN ALL COUNTIES COMMENCING JANUARY 31, 1972 AND CONTINUED TO DATE.

COUNTY DISTRICT COURTS
TYPES OF COMPLAINTS FILED
1976 - 77



TOTAL COMPLAINTS FILED = 290,674

COUNTY DISTRICT COURTS
COMPLAINTS ADDED, DISPOSED OF AND PENDING
September 1, 1976 to August 31, 1977

Atlantic to Hunterdon

| | Atlantic | Bergen | Burlington | Camden | Cape May | Cumberland | Essex | Gloucester | Hudson | Hunterdon |
|---|--------------|---------------|---------------|----------------|--------------|--------------|---------------|--------------|---------------|--------------|
| Complaints Pending September 1, 1976 | | | | | | | | | | |
| Auto Negligence | 80 | 572 | 117 | 339 | 15 | 74 | 720 | 85 | 591 | 20 |
| Other Tort | 48 | 187 | 102 | 17 | 5 | 22 | 276 | 17 | 209 | 6 |
| Contract | 777 | 3,974 | 1,514 | 2,692 | 200 | 543 | 3,705 | 970 | 2,601 | 277 |
| Small Claims, including Auto | 84 | 830 | 449 | 960 | 46 | 94 | 298 | 182 | 356 | 111 |
| Tenancy | 54 | 168 | 138 | 212 | 5 | 50 | 908 | 108 | 328 | 7 |
| TOTAL | 1,043 | 5,731 | 2,320 | * 4,220 | 271 | 783 | 5,907 | 1,362 | 4,085 | * 421 |
| New Complaints Filed, including complaints transferred from other courts or counties | | | | | | | | | | |
| Auto Negligence | 237 | 1,369 | 318 | 533 | 53 | 169 | 2,479 | 167 | 1,446 | 51 |
| Other Tort | 96 | 380 | 192 | 38 | 12 | 51 | 594 | 19 | 413 | 19 |
| Contract | 3,904 | 16,404 | 5,513 | 9,313 | 1,372 | 2,178 | 24,964 | 2,976 | 11,203 | 1,173 |
| Small Claims, including Auto | 1,354 | 5,868 | 1,571 | 2,191 | 640 | 1,252 | 4,441 | 840 | 2,198 | 549 |
| Tenancy | 2,269 | 4,608 | 1,981 | 5,971 | 107 | 830 | 31,038 | 1,401 | 11,450 | 98 |
| TOTAL | 7,860 | 28,629 | 9,575 | 18,046 | 2,184 | 4,480 | 63,516 | 5,403 | 26,710 | 1,890 |
| Inactive Complaints Restored | | | | | | | | | | |
| Auto Negligence | 8 | 243 | 4 | 4 | 6 | 27 | 577 | 11 | 342 | 8 |
| Other Tort | 3 | 81 | 1 | 0 | 2 | 2 | 188 | 2 | 152 | 6 |
| Contract | 42 | 381 | 12 | 15 | 62 | 314 | 672 | 100 | 263 | 33 |
| Small Claims, including Auto | 5 | 155 | 0 | 0 | 13 | 72 | 0 | 2 | 40 | 2 |
| Tenancy | 1 | 0 | 0 | 0 | 0 | 1 | 0 | 0 | 0 | 0 |
| TOTAL | 59 | 860 | 17 | 19 | 83 | 416 | 1,437 | 115 | 797 | 49 |
| Total Complaints Added | | | | | | | | | | |
| Auto Negligence | 245 | 1,612 | 322 | 537 | 59 | 196 | 3,056 | 178 | 1,788 | 59 |
| Other Tort | 99 | 461 | 193 | 38 | 14 | 53 | 782 | 21 | 565 | 25 |
| Contract | 3,946 | 16,785 | 5,525 | 9,328 | 1,434 | 2,492 | 25,636 | 3,076 | 11,466 | 1,206 |
| Small Claims, including Auto | 1,359 | 6,023 | 1,571 | 2,191 | 653 | 1,324 | 4,441 | 842 | 2,238 | 551 |
| Tenancy | 2,270 | 4,608 | 1,981 | 5,971 | 107 | 831 | 31,038 | 1,401 | 11,450 | 98 |
| TOTAL | 7,919 | 29,489 | 9,592 | 18,065 | 2,267 | 4,896 | 64,953 | 5,518 | 27,507 | 1,939 |
| Total Calendar for 1976-77 | | | | | | | | | | |
| Auto Negligence | 325 | 2,184 | 439 | 876 | 74 | 270 | 3,776 | 263 | 2,379 | 79 |
| Other Tort | 147 | 648 | 295 | 55 | 19 | 75 | 1,058 | 38 | 774 | 31 |
| Contract | 4,723 | 20,759 | 7,039 | 12,020 | 1,634 | 3,035 | 29,341 | 4,046 | 14,067 | 1,483 |
| Small Claims, including Auto | 1,443 | 6,853 | 2,020 | 3,151 | 699 | 1,418 | 4,739 | 1,024 | 2,594 | 662 |
| Tenancy | 2,324 | 4,776 | 2,119 | 6,183 | 112 | 881 | 31,946 | 1,509 | 11,778 | 105 |
| TOTAL | 8,962 | 35,220 | 11,912 | 22,285 | 2,538 | 5,679 | 70,860 | 6,880 | 31,592 | 2,360 |
| Complaints Disposed of | | | | | | | | | | |
| Auto Negligence | 227 | 1,641 | 292 | 554 | 59 | 197 | 2,851 | 135 | 1,713 | 42 |
| Other Tort | 86 | 494 | 190 | 38 | 16 | 54 | 776 | 21 | 566 | 20 |
| Contract | 3,765 | 16,910 | 5,356 | 9,276 | 1,419 | 2,525 | 25,869 | 2,715 | 10,950 | 1,061 |
| Small Claims, including Auto | 1,319 | 6,078 | 1,571 | 2,003 | 576 | 1,310 | 4,406 | 758 | 2,301 | 503 |
| Tenancy | 2,179 | 4,505 | 1,990 | 5,760 | 98 | 822 | 30,596 | 1,431 | 11,605 | 99 |
| TOTAL | 7,576 | 29,628 | 9,399 | 17,631 | 2,168 | 4,908 | 64,498 | 5,060 | 27,135 | 1,725 |
| Complaints Pending August 31, 1977 | | | | | | | | | | |
| Auto Negligence | 98 | 543 | 147 | 322 | 15 | 73 | 925 | 128 | 666 | 37 |
| Other Tort | 61 | 154 | 105 | 17 | 3 | 21 | 282 | 17 | 208 | 11 |
| Contract | 958 | 3,849 | 1,683 | 2,744 | 215 | 510 | 3,472 | 1,331 | 3,117 | 422 |
| Small Claims, including Auto | 124 | 775 | 449 | 1,148 | 123 | 108 | 333 | 266 | 293 | 159 |
| Tenancy | 145 | 271 | 129 | 423 | 14 | 59 | 1,350 | 78 | 173 | 6 |
| TOTAL | 1,386 | 5,592 | 2,513 | 4,654 | 370 | 771 | 6,362 | 1,820 | 4,457 | 635 |

* Data differs from cases pending August 31, 1976 as reported in 1975-76, because of recounts by the counties resulting from their periodic physical inventories and the discovery of other reporting errors by the counties during the course of the year.

** As reported in the 1975-76 Annual Report. Subsequent recounts amounted to -266 cases pending as of 8/31/76.

SOURCE: Monthly Reports of the Clerks of the County District Courts.

COUNTY DISTRICT COURTS
COMPLAINTS ADDED, DISPOSED OF AND PENDING
September 1, 1976 to August 31, 1977

Mercer to Warren

| Mercer | Middlesex | Morristown | Morris | Ocean | Pascatow | Salem | Somerset | Sussex | Union | Warren | State Totals | Total 1 Year '87 |
|---|--|--|---|---|--|--|---|--|--|--|---|---|
| 137 39 1,455 247 33 1,911 | 404 162 1,803 156 188 2,713 | 238 106 1,732 178 122 2,376 | 70 22 1,244 182 74 1,592 | 63 58 1,389 479 93 2,082 | 312 91 1,926 260 113 2,702 | 13 11 148 148 2 322 | 54 21 516 60 31 682 | 25 17 403 180 14 639 | 362 82 2,925 0 86 3,455 | 14 20 196 0 7 237 | 4,305 1,518 30,990 5,300 2,741 * 44,854 | 4,700 1,447 30,229 4,529 3,475 44,380 |
| 338 61 5,881 2,265 5,041 13,586 | 913 289 10,559 2,033 7,053 20,847 | 565 180 9,776 3,053 3,188 16,714 | 365 112 6,376 1,881 1,418 10,152 | 250 227 6,054 2,545 1,369 10,445 | 950 267 9,621 2,614 6,173 19,625 | 33 19 735 1,476 279 2,542 | 225 62 3,597 1,105 977 5,966 | 66 35 1,924 787 312 3,124 | 1,181 278 12,696 0 3,578 17,733 | 59 26 1,260 0 302 1,647 | 11,767 3,370 147,431 38,663 89,443 290,674 | 11,715 3,471 142,820 36,343 81,428 275,777 |
| 74 10 76 3 0 163 | 102 97 215 13 1 428 | 143 44 1,664 0 0 1,851 | 0 0 16 0 0 16 | 22 15 97 30 0 164 | 470 113 4,146 84 13 4,826 | 5 7 61 62 1 136 | 41 10 88 0 0 139 | 0 0 0 5 0 5 | 244 85 469 0 0 798 | 1 0 4 0 0 5 | 2,332 818 8,730 466 17 12,383 | 2,847 998 13,455 789 51 18,140 |
| 412 71 5,957 2,268 5,041 13,749 | 1,015 386 10,774 2,046 7,054 21,275 | 708 224 11,392 3,053 3,188 18,565 | 365 112 6,392 1,881 1,418 10,168 | 272 242 6,151 2,575 1,369 10,609 | 1,420 380 13,767 2,698 6,186 24,451 | 38 26 796 1,538 280 2,678 | 266 72 3,685 1,105 977 6,105 | 66 35 1,924 792 312 3,129 | 1,425 363 13,165 0 3,578 18,531 | 60 26 1,264 0 302 1,652 | 14,099 4,188 156,161 39,149 89,460 303,057 | 14,562 4,469 156,275 37,132 81,479 293,917 |
| 549 110 7,412 2,515 5,074 15,660 | 1,419 548 12,577 2,202 7,242 23,988 | 946 330 13,124 3,231 3,310 20,941 | 435 134 7,636 2,063 1,492 11,760 | 335 300 7,540 3,054 1,462 12,691 | 1,732 471 15,693 2,958 6,299 27,153 | 51 37 944 1,686 282 3,000 | 320 93 4,201 1,165 1,008 6,787 | 91 52 2,327 972 326 3,768 | 1,787 445 16,090 0 3,664 21,986 | 74 46 1,460 0 309 1,889 | 18,404 5,706 187,151 44,449 92,201 347,911 | 19,262 5,916 188,504 41,661 84,954 338,297 |
| 402 68 6,011 2,076 4,909 13,466 | 868 369 11,132 1,912 6,942 21,223 | 575 165 10,926 2,988 3,166 17,820 | 379 120 6,369 1,894 1,468 10,230 | 247 216 5,852 2,439 1,365 10,119 | 1,393 387 13,859 2,597 6,205 24,441 | 38 25 795 1,644 267 2,769 | 241 71 3,731 1,158 999 6,200 | 74 30 1,944 787 312 3,147 | 1,441 359 12,897 0 3,490 18,187 | 60 38 1,313 0 307 1,718 | 13,429 4,109 154,675 38,320 88,515 299,048 | 14,957 4,398 155,550 36,059 82,213 293,177 |
| 147 42 1,401 439 165 2,194 | 551 179 1,445 290 300 2,765 | 371 165 2,198 243 144 3,121 | 56 14 1,267 169 24 1,530 | 88 84 1,688 615 97 2,572 | 339 84 1,834 361 94 2,712 | 13 12 149 42 15 231 | 79 22 470 7 9 587 | 17 22 383 185 14 621 | 346 86 3,193 0 174 3,799 | 14 8 147 0 2 171 | 4,975 1,597 32,476 6,129 3,686 48,863 | 4,305 1,518 30,954 5,602 2,741 **45,120 |

COUNTY DISTRICT COURTS
MANNER OF DISPOSITION
September 1, 1976 to August 31, 1977

Atlantic to Hunterdon

| | Atlantic | Bergen | Burlington | Camden | Cape May | Cumberland | Essex | Gloucester | Hudson | Hunterdon |
|---|----------|--------|------------|--------|----------|------------|--------|------------|--------|-----------|
| COMPLAINTS DISPOSED OF BY TRIAL | | | | | | | | | | |
| Jury Trials Commenced: | | | | | | | | | | |
| Partially Tried | | | | | | | | | | |
| Auto Negligence | 0 | 0 | 0 | 0 | 0 | 0 | 0 | 0 | 2 | 0 |
| Other Tort | 1 | 3 | 1 | 0 | 1 | 0 | 0 | 0 | 0 | 0 |
| Contract | 0 | 7 | 1 | 1 | 1 | 0 | 0 | 0 | 1 | 0 |
| Small Claims, including Auto | 0 | 0 | 0 | 0 | 0 | 0 | 0 | 0 | 0 | 0 |
| Tenancy | 0 | 0 | 0 | 0 | 0 | 0 | 0 | 0 | 0 | 0 |
| TOTAL | 1 | 10 | 2 | 1 | 2 | 0 | 0 | 0 | 3 | 0 |
| Tried to Completion | | | | | | | | | | |
| Auto Negligence | 0 | 48 | 4 | 3 | 1 | 0 | 28 | 1 | 11 | 0 |
| Other Tort | 0 | 18 | 6 | 0 | 0 | 0 | 12 | 0 | 7 | 0 |
| Contract | 0 | 29 | 0 | 8 | 2 | 0 | 24 | 0 | 2 | 0 |
| Small Claims, including Auto | 0 | 0 | 0 | 0 | 0 | 0 | 1 | 0 | 0 | 0 |
| Tenancy | 0 | 0 | 0 | 0 | 13 | 0 | 0 | 0 | 0 | 0 |
| TOTAL | 0 | 95 | 10 | 11 | 16 | 0 | 65 | 1 | 20 | 0 |
| Non-Jury Trials Commenced: | | | | | | | | | | |
| Partially Tried | | | | | | | | | | |
| Auto Negligence | 0 | 0 | 0 | 0 | 0 | 1 | 0 | 0 | 6 | 0 |
| Other Tort | 1 | 3 | 0 | 0 | 0 | 0 | 0 | 0 | 0 | 0 |
| Contract | 2 | 25 | 9 | 0 | 4 | 5 | 0 | 1 | 15 | 1 |
| Small Claims, including Auto | 1 | 392 | 0 | 0 | 0 | 0 | 0 | 0 | 109 | 2 |
| Tenancy | 0 | 191 | 0 | 0 | 1 | 10 | 0 | 0 | 39 | 1 |
| TOTAL | 4 | 612 | 9 | 0 | 5 | 34 | 0 | 1 | 170 | 4 |
| Tried to Completion | | | | | | | | | | |
| Auto Negligence | 2 | 64 | 9 | 5 | 1 | 2 | 315 | 3 | 63 | 1 |
| Other Tort | 3 | 42 | 13 | 1 | 2 | 3 | 74 | 3 | 38 | 0 |
| Contract | 17 | 468 | 94 | 126 | 26 | 38 | 1,552 | 56 | 186 | 21 |
| Small Claims, including Auto | 392 | 2,197 | 329 | 437 | 67 | 796 | 2,277 | 107 | 841 | 41 |
| Tenancy | 625 | 1,628 | 381 | 1,098 | 48 | 736 | 6,143 | 97 | 7,946 | 43 |
| TOTAL | 1,039 | 4,399 | 826 | 1,667 | 147 | 1,575 | 10,361 | 266 | 9,074 | 106 |
| COMPLAINTS DISPOSED OF WITHOUT TRIAL | | | | | | | | | | |
| Judgments by Default | | | | | | | | | | |
| Auto Negligence | 172 | 694 | 163 | 238 | 37 | 27 | 1,117 | 71 | 728 | 7 |
| Other Tort | 54 | 148 | 84 | 12 | 3 | 17 | 207 | 4 | 251 | 3 |
| Contract | 3,312 | 10,874 | 3,758 | 5,819 | 1,172 | 1,666 | 18,790 | 1,972 | 7,495 | 600 |
| Small Claims, including Auto | 610 | 114 | 528 | 542 | 367 | 0 | 0 | 266 | 435 | 94 |
| Tenancy | 1,046 | 265 | 1,042 | 2,662 | 2 | 0 | 0 | 773 | 210 | 0 |
| TOTAL | 5,194 | 12,095 | 5,575 | 9,273 | 1,581 | 1,710 | 20,114 | 3,086 | 9,119 | 704 |
| Settled, Dismissed or Discontinued | | | | | | | | | | |
| By Dismissal of Inactive Cases | | | | | | | | | | |
| Auto Negligence | 0 | 236 | 52 | 25 | 1 | 0 | 0 | 15 | 452 | 3 |
| Other Tort | 0 | 33 | 13 | 0 | 0 | 0 | 0 | 1 | 90 | 0 |
| Contract | 0 | 2,485 | 776 | 193 | 4 | 0 | 0 | 345 | 2,479 | 143 |
| Small Claims, including Auto | 0 | 722 | 0 | 93 | 0 | 0 | 0 | 110 | 397 | 100 |
| Tenancy | 1 | 0 | 0 | 0 | 0 | 0 | 0 | 0 | 0 | 1 |
| TOTAL | 1 | 3,476 | 841 | 311 | 5 | 0 | 0 | 471 | 3,418 | 247 |
| Before Trial Date | | | | | | | | | | |
| Auto Negligence | 39 | 161 | 31 | 198 | 16 | 75 | 854 | 26 | 166 | 30 |
| Other Tort | 14 | 44 | 18 | 7 | 9 | 17 | 229 | 7 | 44 | 16 |
| Contract | 308 | 897 | 344 | 2,217 | 175 | 71 | 3,360 | 196 | 287 | 242 |
| Small Claims, including Auto | 15 | 94 | 254 | 220 | 130 | 61 | 0 | 75 | 205 | 171 |
| Tenancy | 17 | 134 | 119 | 0 | 27 | 32 | 0 | 227 | 258 | 34 |
| TOTAL | 393 | 1,330 | 766 | 2,642 | 357 | 256 | 4,443 | 531 | 960 | 493 |
| On Trial Date | | | | | | | | | | |
| Auto Negligence | 11 | 387 | 27 | 79 | 1 | 40 | 537 | 15 | 246 | 1 |
| Other Tort | 12 | 183 | 50 | 18 | 1 | 12 | 254 | 4 | 124 | 1 |
| Contract | 116 | 1,927 | 356 | 898 | 26 | 222 | 2,143 | 142 | 471 | 49 |
| Small Claims, including Auto | 295 | 2,532 | 460 | 711 | 11 | 41 | 2,128 | 199 | 310 | 94 |
| Tenancy | 464 | 2,280 | 445 | 2,000 | 6 | 13 | 24,453 | 333 | 3,146 | 20 |
| TOTAL | 898 | 7,309 | 1,338 | 3,706 | 45 | 328 | 29,515 | 683 | 4,297 | 165 |
| Placed on Inactive List or Transferred | | | | | | | | | | |
| Auto Negligence | 3 | 51 | 6 | 6 | 2 | 52 | 0 | 4 | 39 | 0 |
| Other Tort | 1 | 20 | 5 | 0 | 0 | 5 | 0 | 2 | 12 | 0 |
| Contract | 10 | 197 | 18 | 14 | 6 | 523 | 0 | 3 | 13 | 5 |
| Small Claims, including Auto | 6 | 27 | 0 | 0 | 1 | 403 | 0 | 1 | 4 | 1 |
| Tenancy | 26 | 7 | 3 | 0 | 1 | 22 | 0 | 1 | 6 | 0 |
| TOTAL | 46 | 302 | 32 | 20 | 10 | 1,005 | 0 | 11 | 74 | 6 |
| TOTAL COMPLAINTS DISPOSED OF | | | | | | | | | | |
| Auto Negligence | 227 | 1,641 | 292 | 554 | 59 | 197 | 2,851 | 135 | 1,713 | 42 |
| Other Tort | 86 | 494 | 190 | 38 | 16 | 54 | 776 | 21 | 566 | 20 |
| Contract | 3,765 | 16,910 | 5,356 | 9,276 | 1,419 | 2,525 | 25,869 | 2,715 | 10,950 | 1,061 |
| Small Claims, including Auto | 1,319 | 6,078 | 1,571 | 2,003 | 576 | 1,310 | 4,406 | 758 | 2,301 | 503 |
| Tenancy | 2,179 | 4,505 | 1,990 | 5,760 | 98 | 822 | 30,596 | 1,431 | 11,605 | 99 |
| TOTAL | 7,576 | 29,628 | 9,399 | 17,631 | 2,168 | 4,908 | 64,498 | 5,060 | 27,135 | 1,725 |

SOURCE: Monthly Reports of the County Clerks.

COUNTY DISTRICT COURTS

MANNER OF DISPOSITION

September 1, 1976 to August 31, 1977

Mercer to Warren

| Mercer | Middlesex | Monmouth | Morris | Ocean | Passaic | Salem | Somerset | Sussex | Union | Warren | State Totals | Total 1 Year Ago |
|--------|-----------|----------|--------|--------|---------|-------|----------|--------|--------|--------|--------------|------------------|
| 0 | 3 | 17 | 0 | 0 | 1 | 1 | 0 | 0 | 0 | 0 | 24 | 41 |
| 0 | 2 | 6 | 0 | 0 | 1 | 0 | 0 | 0 | 2 | 0 | 17 | 41 |
| 0 | 2 | 21 | 2 | 0 | 1 | 0 | 1 | 3 | 1 | 0 | 43 | 79 |
| 0 | 0 | 0 | 0 | 0 | 2 | 0 | 0 | 0 | 0 | 0 | 2 | 3 |
| 0 | 0 | 0 | 0 | 0 | 0 | 0 | 0 | 0 | 0 | 0 | 0 | 0 |
| 0 | 7 | 44 | 2 | 0 | 6 | 1 | 1 | 3 | 3 | 0 | 86 | 164 |
| 15 | 10 | 5 | 6 | 6 | 11 | 0 | 2 | 1 | 6 | 0 | 158 | 273 |
| 0 | 8 | 0 | 3 | 3 | 5 | 0 | 4 | 0 | 2 | 0 | 68 | 95 |
| 2 | 10 | 5 | 6 | 2 | 5 | 0 | 3 | 2 | 5 | 0 | 105 | 158 |
| 0 | 0 | 0 | 0 | 0 | 4 | 0 | 0 | 0 | 0 | 0 | 5 | 16 |
| 0 | 0 | 0 | 0 | 0 | 0 | 0 | 0 | 0 | 0 | 0 | 13 | 10 |
| 17 | 28 | 10 | 15 | 11 | 25 | 0 | 9 | 3 | 13 | 0 | 349 | 552 |
| 0 | 3 | 26 | 0 | 0 | 3 | 1 | 0 | 0 | 10 | 0 | 50 | 41 |
| 0 | 1 | 11 | 0 | 0 | 0 | 0 | 0 | 0 | 3 | 0 | 19 | 48 |
| 3 | 38 | 351 | 2 | 2 | 21 | 3 | 3 | 2 | 21 | 0 | 510 | 356 |
| 0 | 32 | 419 | 0 | 0 | 0 | 0 | 0 | 0 | 0 | 0 | 965 | 1,236 |
| 2 | 0 | 1,307 | 0 | 0 | 0 | 0 | 0 | 0 | 0 | 0 | 1,560 | 1,561 |
| 5 | 74 | 2,114 | 2 | 2 | 24 | 4 | 4 | 2 | 34 | 0 | 3,104 | 3,242 |
| 59 | 33 | 40 | 18 | 6 | 44 | 1 | 11 | 5 | 126 | 6 | 814 | 993 |
| 7 | 18 | 18 | 15 | 5 | 32 | 0 | 5 | 0 | 57 | 4 | 340 | 401 |
| 136 | 494 | 231 | 213 | 120 | 210 | 8 | 87 | 31 | 512 | 34 | 4,663 | 5,581 |
| 321 | 1,097 | 1,126 | 836 | 308 | 1,104 | 8 | 475 | 91 | 0 | 0 | 12,850 | 13,403 |
| 480 | 3,416 | 913 | 527 | 868 | 3,312 | 2 | 258 | 148 | 847 | 141 | 29,657 | 29,419 |
| 1,003 | 5,058 | 2,328 | 1,609 | 1,307 | 4,702 | 19 | 836 | 275 | 1,542 | 185 | 48,324 | 49,797 |
| 195 | 99 | 40 | 135 | 91 | 228 | 29 | 33 | 6 | 675 | 34 | 4,819 | 5,322 |
| 37 | 51 | 23 | 28 | 94 | 38 | 13 | 4 | 1 | 164 | 20 | 1,256 | 1,422 |
| 4,602 | 5,941 | 5,243 | 4,113 | 3,217 | 5,717 | 641 | 1,988 | 1,395 | 9,116 | 1,129 | 98,560 | 100,441 |
| 1,029 | 0 | 548 | 33 | 671 | 58 | 844 | 23 | 233 | 0 | 0 | 6,395 | 5,311 |
| 3,147 | 0 | 0 | 195 | 0 | 50 | 156 | 0 | 13 | 258 | 0 | 9,819 | 9,975 |
| 9,010 | 6,091 | 5,854 | 4,504 | 4,073 | 6,091 | 1,683 | 2,048 | 1,648 | 10,213 | 1,183 | 120,849 | 122,471 |
| 37 | 255 | 107 | 53 | 42 | 479 | 0 | 0 | 0 | 180 | 0 | 1,937 | 2,520 |
| 2 | 54 | 14 | 12 | 10 | 88 | 2 | 0 | 0 | 9 | 0 | 328 | 423 |
| 503 | 2,452 | 1,872 | 961 | 688 | 5,712 | 8 | 0 | 0 | 1,554 | 3 | 20,178 | 21,536 |
| 2 | 10 | 0 | 245 | 337 | 477 | 62 | 0 | 114 | 0 | 0 | 2,669 | 2,971 |
| 0 | 0 | 0 | 0 | 0 | 0 | 22 | 0 | 0 | 0 | 4 | 28 | 73 |
| 544 | 2,771 | 1,993 | 1,271 | 1,077 | 6,756 | 94 | 0 | 114 | 1,743 | 7 | 25,140 | 27,523 |
| 40 | 367 | 318 | 107 | 45 | 283 | 2 | 87 | 32 | 211 | 12 | 3,100 | 2,817 |
| 6 | 193 | 78 | 39 | 59 | 82 | 6 | 36 | 18 | 56 | 11 | 989 | 824 |
| 341 | 1,821 | 2,872 | 751 | 1,192 | 1,034 | 2 | 1,092 | 320 | 811 | 99 | 18,432 | 15,178 |
| 180 | 74 | 329 | 641 | 501 | 224 | 44 | 588 | 252 | 0 | 0 | 4,058 | 3,217 |
| 135 | 0 | 236 | 576 | 133 | 1,128 | 2 | 541 | 95 | 232 | 36 | 3,964 | 3,833 |
| 702 | 2,455 | 3,833 | 2,116 | 1,930 | 2,751 | 56 | 2,344 | 717 | 1,310 | 158 | 30,543 | 25,869 |
| 48 | 43 | 19 | 55 | 32 | 325 | 0 | 0 | 18 | 217 | 8 | 2,109 | 2,486 |
| 15 | 35 | 15 | 22 | 31 | 136 | 1 | 1 | 10 | 65 | 3 | 993 | 1,034 |
| 369 | 315 | 312 | 297 | 549 | 1,112 | 6 | 13 | 167 | 869 | 43 | 10,402 | 10,674 |
| 543 | 682 | 566 | 135 | 611 | 699 | 227 | 0 | 88 | 0 | 0 | 10,332 | 8,810 |
| 1,145 | 3,522 | 710 | 165 | 363 | 1,700 | 76 | 0 | 56 | 2,153 | 126 | 43,176 | 37,180 |
| 2,120 | 4,597 | 1,622 | 674 | 1,586 | 3,972 | 310 | 14 | 339 | 3,304 | 180 | 67,012 | 60,184 |
| 8 | 55 | 3 | 5 | 25 | 19 | 4 | 108 | 12 | 16 | 0 | 418 | 464 |
| 1 | 7 | 0 | 14 | 14 | 5 | 3 | 21 | 1 | 1 | 0 | 99 | 110 |
| 55 | 59 | 19 | 24 | 82 | 46 | 127 | 544 | 24 | 8 | 5 | 1,782 | 1,547 |
| 1 | 17 | 0 | 4 | 11 | 29 | 459 | 71 | 9 | 0 | 0 | 1,044 | 1,092 |
| 0 | 4 | 0 | 3 | 1 | 15 | 9 | 200 | 0 | 0 | 0 | 298 | 162 |
| 65 | 142 | 22 | 37 | 133 | 114 | 602 | 944 | 46 | 25 | 5 | 3,641 | 3,375 |
| 402 | 868 | 575 | 379 | 247 | 1,393 | 38 | 241 | 74 | 1,441 | 60 | 13,429 | 14,957 |
| 68 | 369 | 165 | 120 | 216 | 387 | 25 | 71 | 30 | 359 | 38 | 4,109 | 4,398 |
| 6,011 | 11,132 | 10,926 | 6,369 | 5,852 | 13,859 | 795 | 3,731 | 1,944 | 12,897 | 1,313 | 154,675 | 155,550 |
| 2,076 | 1,912 | 2,988 | 1,894 | 2,439 | 2,597 | 1,644 | 1,158 | 787 | 0 | 0 | 38,320 | 36,059 |
| 4,909 | 6,942 | 3,166 | 1,468 | 1,365 | 6,205 | 267 | 999 | 312 | 3,490 | 307 | 88,515 | 82,213 |
| 13,466 | 21,223 | 17,820 | 10,230 | 10,119 | 24,441 | 2,769 | 6,200 | 3,147 | 18,187 | 1,718 | 299,048 | 293,177 |

COUNTY DISTRICT COURTS
STATUS AND AGES OF ACTIVE COMPLAINTS PENDING AS OF AUGUST 31, 1977

Atlantic to Hunterdon

| | Atlantic | Bergen | Burlington | Camden | Cape May | Cumberland | Essex | Gloucester | Hudson | Hunterdon |
|---|----------|--------|------------|--------|----------|------------|-------|------------|--------|-----------|
| JURY | | | | | | | | | | |
| Under 6 Months | | | | | | | | | | |
| Auto Negligence | 9 | 112 | 21 | 32 | 1 | 0 | 246 | 5 | 83 | 3 |
| Other Tort | 3 | 45 | 8 | 5 | 0 | 3 | 14 | 1 | 57 | 1 |
| Contract | 28 | 127 | 11 | 13 | 0 | 0 | 26 | 5 | 34 | 8 |
| Small Claims, including Auto | 0 | 0 | 0 | 0 | 0 | 0 | 9 | 0 | 3 | 0 |
| Tenancy | 0 | 0 | 0 | 0 | 0 | 0 | 0 | 0 | 0 | 0 |
| TOTAL | 40 | 284 | 40 | 50 | 1 | 14 | 295 | 11 | 181 | 12 |
| 6 to 12 Months | | | | | | | | | | |
| Auto Negligence | 10 | 78 | 6 | 36 | 1 | 8 | 90 | 8 | 46 | 8 |
| Other Tort | 6 | 27 | 9 | 3 | 0 | 3 | 24 | 1 | 12 | 0 |
| Contract | 11 | 70 | 4 | 16 | 3 | 4 | 49 | 10 | 21 | 15 |
| Small Claims, including Auto | 0 | 0 | 0 | 0 | 0 | 1 | 0 | 1 | 0 | 0 |
| Tenancy | 0 | 0 | 0 | 0 | 0 | 0 | 0 | 0 | 0 | 0 |
| TOTAL | 27 | 175 | 19 | 55 | 4 | 16 | 163 | 20 | 79 | 23 |
| 1+ to 1 1/2 Years | | | | | | | | | | |
| Auto Negligence | 7 | 0 | 1 | 5 | 0 | 0 | 91 | 12 | 0 | 2 |
| Other Tort | 4 | 0 | 1 | 1 | 0 | 0 | 20 | 1 | 0 | 0 |
| Contract | 9 | 2 | 2 | 3 | 0 | 0 | 24 | 6 | 0 | 2 |
| Small Claims, including Auto | 0 | 0 | 0 | 0 | 0 | 0 | 0 | 0 | 0 | 0 |
| Tenancy | 0 | 0 | 0 | 0 | 0 | 0 | 0 | 0 | 0 | 0 |
| TOTAL | 20 | 2 | 4 | 8 | 0 | 0 | 135 | 19 | 0 | 4 |
| 1 1/2 to 2 Years | | | | | | | | | | |
| Auto Negligence | 5 | 0 | 0 | 4 | 0 | 0 | 29 | 7 | 0 | 3 |
| Other Tort | 0 | 0 | 1 | 1 | 0 | 0 | 0 | 1 | 0 | 0 |
| Contract | 2 | 0 | 0 | 1 | 0 | 1 | 3 | 7 | 0 | 7 |
| Small Claims, including Auto | 0 | 0 | 0 | 0 | 0 | 0 | 0 | 0 | 0 | 0 |
| Tenancy | 0 | 0 | 0 | 0 | 0 | 0 | 0 | 0 | 0 | 0 |
| TOTAL | 7 | 0 | 1 | 6 | 0 | 1 | 32 | 15 | 0 | 10 |
| Over 2 Years | | | | | | | | | | |
| Auto Negligence | 3 | 0 | 0 | 15 | 0 | 0 | 11 | 4 | 0 | 0 |
| Other Tort | 0 | 0 | 0 | 3 | 0 | 0 | 7 | 1 | 0 | 0 |
| Contract | 3 | 0 | 0 | 9 | 0 | 0 | 4 | 2 | 0 | 1 |
| Small Claims, including Auto | 0 | 0 | 0 | 0 | 0 | 0 | 0 | 0 | 0 | 0 |
| Tenancy | 0 | 0 | 0 | 0 | 0 | 0 | 0 | 0 | 0 | 0 |
| TOTAL | 6 | 0 | 0 | 27 | 0 | 0 | 22 | 7 | 0 | 1 |
| Total Jury Cases Pending | | | | | | | | | | |
| Auto Negligence | 34 | 190 | 28 | 92 | 2 | 14 | 467 | 36 | 129 | 16 |
| Other Tort | 13 | 72 | 19 | 13 | 0 | 6 | 65 | 5 | 69 | 1 |
| Contract | 53 | 199 | 17 | 41 | 9 | 10 | 106 | 30 | 59 | 33 |
| Small Claims, including Auto | 0 | 0 | 0 | 0 | 0 | 1 | 9 | 1 | 3 | 0 |
| Tenancy | 0 | 0 | 0 | 0 | 0 | 0 | 0 | 0 | 0 | 0 |
| TOTAL | 100 | 461 | 64 | 146 | 11 | 31 | 647 | 72 | 260 | 50 |
| NON-JURY | | | | | | | | | | |
| Under 6 Months | | | | | | | | | | |
| Auto Negligence | 32 | 340 | 98 | 76 | 13 | 50 | 265 | 51 | 505 | 15 |
| Other Tort | 26 | 75 | 61 | 1 | 3 | 12 | 121 | 7 | 126 | 4 |
| Contract | 508 | 3,552 | 1,490 | 1,244 | 173 | 452 | 2,789 | 780 | 2,974 | 244 |
| Small Claims, including Auto | 124 | 775 | 449 | 701 | 120 | 107 | 316 | 203 | 290 | 119 |
| Tenancy | 145 | 271 | 129 | 423 | 14 | 59 | 1,350 | 78 | 173 | 5 |
| TOTAL | 835 | 5,013 | 2,227 | 2,445 | 323 | 680 | 4,841 | 1,119 | 4,068 | 387 |
| 6 to 12 Months | | | | | | | | | | |
| Auto Negligence | 20 | 11 | 20 | 71 | 0 | 8 | 139 | 25 | 32 | 4 |
| Other Tort | 8 | 5 | 22 | 2 | 0 | 2 | 43 | 2 | 13 | 2 |
| Contract | 211 | 85 | 170 | 1,054 | 23 | 12 | 354 | 339 | 84 | 123 |
| Small Claims, including Auto | 0 | 0 | 0 | 241 | 3 | 0 | 6 | 61 | 0 | 40 |
| Tenancy | 0 | 0 | 0 | 0 | 0 | 0 | 0 | 0 | 0 | 1 |
| TOTAL | 239 | 101 | 212 | 1,368 | 26 | 52 | 542 | 427 | 129 | 170 |
| 1+ to 1 1/2 Years | | | | | | | | | | |
| Auto Negligence | 11 | 2 | 1 | 56 | 0 | 1 | 11 | 13 | 0 | 2 |
| Other Tort | 14 | 2 | 3 | 1 | 0 | 1 | 10 | 2 | 0 | 4 |
| Contract | 156 | 13 | 6 | 379 | 7 | 6 | 112 | 169 | 0 | 16 |
| Small Claims, including Auto | 0 | 0 | 0 | 136 | 0 | 0 | 1 | 1 | 0 | 0 |
| Tenancy | 0 | 0 | 0 | 0 | 0 | 0 | 0 | 0 | 0 | 0 |
| TOTAL | 181 | 17 | 10 | 572 | 7 | 8 | 134 | 185 | 0 | 22 |
| 1 1/2 to 2 Years | | | | | | | | | | |
| Auto Negligence | 1 | 0 | 0 | 24 | 0 | 0 | 26 | 1 | 0 | 0 |
| Other Tort | 0 | 0 | 0 | 0 | 0 | 0 | 36 | 1 | 0 | 0 |
| Contract | 24 | 0 | 0 | 21 | 3 | 0 | 39 | 8 | 0 | 5 |
| Small Claims, including Auto | 0 | 0 | 0 | 70 | 0 | 0 | 1 | 0 | 0 | 0 |
| Tenancy | 0 | 0 | 0 | 0 | 0 | 0 | 0 | 0 | 0 | 0 |
| TOTAL | 25 | 0 | 0 | 115 | 3 | 0 | 102 | 10 | 0 | 5 |
| Over 2 Years | | | | | | | | | | |
| Auto Negligence | 0 | 0 | 0 | 3 | 0 | 0 | 17 | 2 | 0 | 0 |
| Other Tort | 0 | 0 | 0 | 0 | 0 | 0 | 7 | 0 | 0 | 0 |
| Contract | 6 | 0 | 0 | 5 | 0 | 0 | 72 | 5 | 0 | 1 |
| Small Claims, including Auto | 0 | 0 | 0 | 0 | 0 | 0 | 0 | 0 | 0 | 0 |
| Tenancy | 0 | 0 | 0 | 0 | 0 | 0 | 0 | 0 | 0 | 0 |
| TOTAL | 6 | 0 | 0 | 8 | 0 | 0 | 96 | 7 | 0 | 1 |
| Total Non-Jury Cases Pending | | | | | | | | | | |
| Auto Negligence | 64 | 353 | 119 | 230 | 13 | 59 | 458 | 92 | 537 | 21 |
| Other Tort | 48 | 82 | 86 | 4 | 3 | 15 | 217 | 12 | 139 | 10 |
| Contract | 905 | 3,650 | 1,666 | 2,703 | 206 | 500 | 3,366 | 1,301 | 3,058 | 389 |
| Small Claims, including Auto | 124 | 775 | 449 | 1,148 | 123 | 107 | 324 | 265 | 290 | 159 |
| Tenancy | 145 | 271 | 129 | 423 | 14 | 59 | 1,350 | 78 | 173 | 6 |
| TOTAL | 1,286 | 5,131 | 2,449 | 4,508 | 359 | 740 | 5,715 | 1,748 | 4,197 | 585 |
| TOTAL COMPLAINTS PENDING August 31, 1977 | | | | | | | | | | |
| Auto Negligence | 98 | 543 | 147 | 322 | 15 | 73 | 925 | 128 | 666 | 37 |
| Other Tort | 61 | 154 | 105 | 17 | 3 | 21 | 282 | 17 | 208 | 11 |
| Contract | 958 | 3,849 | 1,683 | 2,744 | 215 | 510 | 3,472 | 1,331 | 3,117 | 422 |
| Small Claims, including Auto | 124 | 775 | 449 | 1,148 | 123 | 108 | 333 | 266 | 293 | 159 |
| Tenancy | 145 | 271 | 129 | 423 | 14 | 59 | 1,350 | 78 | 173 | 6 |
| TOTAL | 1,386 | 5,592 | 2,513 | 4,654 | 370 | 771 | 6,362 | 1,820 | 4,457 | 635 |
| TOTAL OVER 6 MONTHS OLD | | | | | | | | | | |
| | 511 | 295 | 246 | 2,159 | 40 | 77 | 1,226 | 690 | 208 | 236 |
| PERCENT OVER 6 MONTHS OLD | | | | | | | | | | |
| | 37% | 5% | 10% | 46% | 11% | 10% | 19% | 38% | 5% | 37% |

** As reported in the 1975-76 Annual Report. Subsequent recounts amounted to -266 cases pending as of 8/31/76.

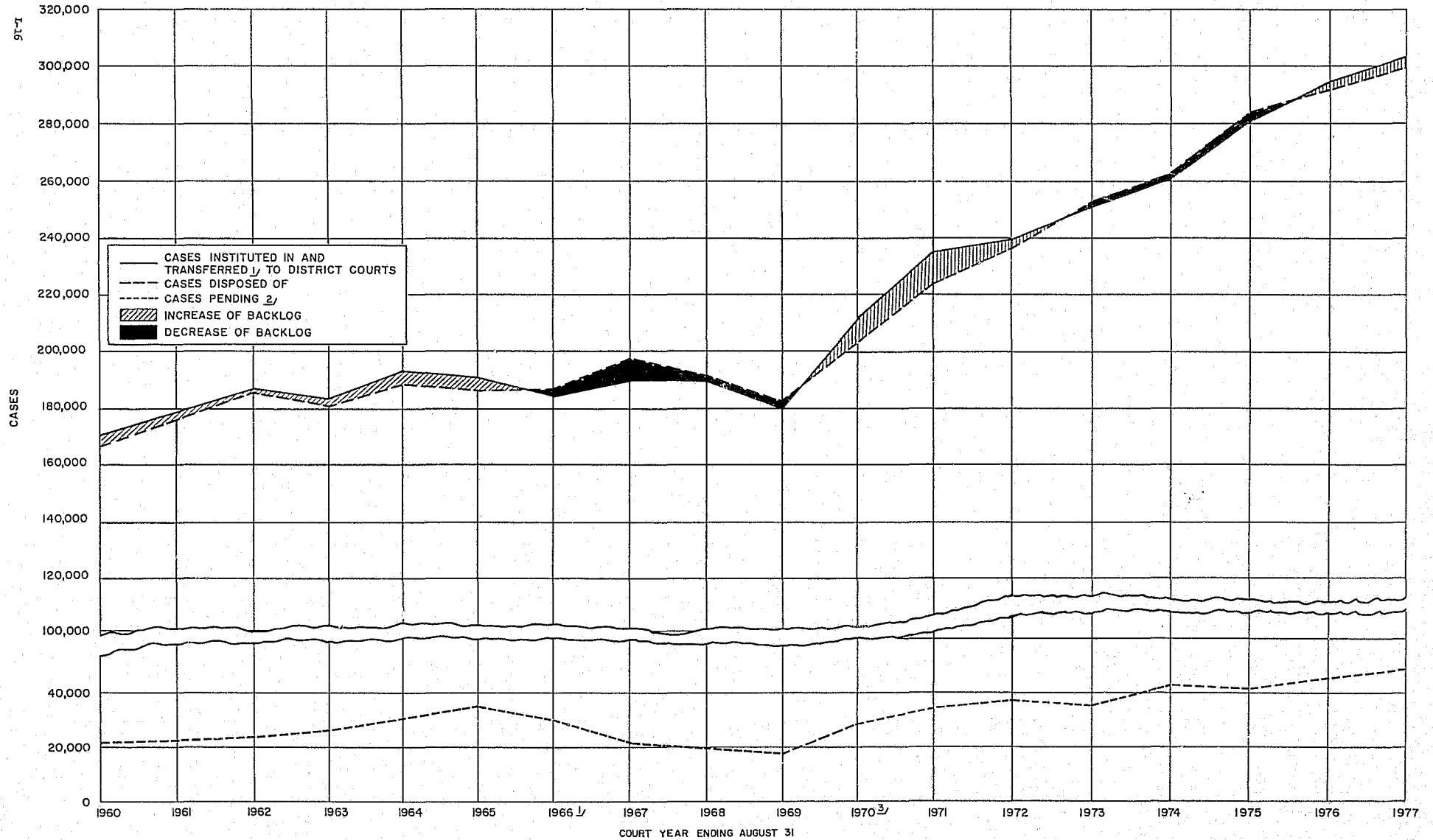
SOURCE: Monthly Reports of the Clerks of the County District Courts.

COUNTY DISTRICT COURTS

STATUS AND AGES OF ACTIVE COMPLAINTS PENDING AS OF AUGUST 31, 1977

| Mercer to Warren | | | | | | | | | | | | Total 1 Year Ago |
|------------------|-----------|----------|--------|-------|---------|-------|----------|--------|-------|--------|--------------|------------------|
| Mercer | Hillsdale | Monmouth | Morris | Ocean | Passaic | Salem | Somerset | Sussex | Union | Warren | State Totals | |
| 25 | 64 | 18 | 14 | 9 | 81 | 3 | 34 | 5 | 108 | 4 | 883 | 723 |
| 15 | 33 | 11 | 5 | 18 | 27 | 1 | 9 | 2 | 25 | 2 | 276 | 338 |
| 10 | 36 | 30 | 20 | 20 | 40 | 1 | 34 | 7 | 69 | 3 | 546 | 576 |
| 0 | 0 | 0 | 0 | 0 | 3 | 0 | 0 | 0 | 0 | 0 | 15 | 12 |
| 50 | 133 | 59 | 39 | 47 | 151 | 5 | 77 | 14 | 202 | 9 | 1,720 | 1,650 |
| 15 | 25 | 18 | 3 | 7 | 0 | 0 | 5 | 1 | 20 | 1 | 386 | 357 |
| 0 | 19 | 14 | 2 | 10 | 0 | 0 | 1 | 8 | 13 | 1 | 146 | 174 |
| 0 | 15 | 29 | 10 | 17 | 0 | 0 | 0 | 20 | 28 | 1 | 329 | 273 |
| 0 | 0 | 0 | 0 | 0 | 0 | 0 | 0 | 0 | 0 | 0 | 0 | 2 |
| 23 | 46 | 61 | 15 | 34 | 0 | 1 | 9 | 29 | 61 | 3 | 863 | 807 |
| 0 | 2 | 3 | 0 | 0 | 0 | 3 | 0 | 3 | 3 | 1 | 133 | 101 |
| 0 | 2 | 0 | 0 | 0 | 0 | 0 | 0 | 1 | 1 | 1 | 34 | 28 |
| 0 | 0 | 0 | 0 | 0 | 0 | 0 | 0 | 0 | 0 | 0 | 64 | 75 |
| 0 | 0 | 0 | 0 | 0 | 0 | 0 | 0 | 0 | 0 | 0 | 0 | 0 |
| 0 | 7 | 11 | 0 | 0 | 0 | 5 | 1 | 5 | 8 | 2 | 231 | 204 |
| 0 | 0 | 0 | 0 | 0 | 0 | 0 | 0 | 0 | 0 | 0 | 48 | 25 |
| 0 | 0 | 0 | 0 | 0 | 0 | 0 | 0 | 0 | 0 | 0 | 5 | 6 |
| 0 | 0 | 0 | 0 | 0 | 0 | 0 | 0 | 0 | 0 | 0 | 21 | 0 |
| 0 | 0 | 0 | 0 | 0 | 0 | 0 | 0 | 0 | 0 | 0 | 0 | 0 |
| 0 | 0 | 0 | 0 | 0 | 0 | 0 | 0 | 0 | 0 | 0 | 74 | 37 |
| 0 | 0 | 0 | 0 | 0 | 0 | 0 | 0 | 0 | 0 | 0 | 33 | 29 |
| 0 | 0 | 1 | 0 | 0 | 0 | 0 | 0 | 0 | 0 | 0 | 12 | 5 |
| 0 | 0 | 0 | 0 | 0 | 0 | 0 | 0 | 0 | 0 | 0 | 20 | 0 |
| 0 | 0 | 0 | 0 | 0 | 0 | 0 | 0 | 0 | 0 | 0 | 0 | 0 |
| 0 | 0 | 1 | 0 | 0 | 0 | 0 | 0 | 1 | 0 | 0 | 65 | 42 |
| 40 | 91 | 39 | 17 | 16 | 81 | 6 | 39 | 9 | 131 | 6 | 1,483 | 1,235 |
| 24 | 44 | 26 | 7 | 28 | 27 | 1 | 10 | 13 | 41 | 4 | 473 | 551 |
| 0 | 31 | 67 | 30 | 37 | 40 | 4 | 38 | 29 | 99 | 4 | 980 | 938 |
| 0 | 0 | 0 | 0 | 0 | 3 | 0 | 0 | 0 | 0 | 0 | 17 | 14 |
| 73 | 186 | 132 | 54 | 81 | 151 | 11 | 87 | 51 | 271 | 14 | 2,953 | 2,740 |
| 83 | 258 | 324 | 34 | 55 | 258 | 6 | 39 | 6 | 189 | 8 | 2,705 | 2,580 |
| 15 | 90 | 133 | 14 | 50 | 57 | 11 | 11 | 8 | 42 | 3 | 860 | 810 |
| 1,221 | 1,008 | 1,985 | 1,144 | 1,426 | 1,794 | 133 | 419 | 307 | 2,835 | 132 | 26,610 | 26,157 |
| 409 | 290 | 243 | 169 | 419 | 358 | 41 | 7 | 123 | 0 | 0 | 5,263 | 5,158 |
| 160 | 300 | 144 | 24 | 97 | 94 | 15 | 9 | 14 | 174 | 2 | 3,680 | 2,729 |
| 1,888 | 1,946 | 2,829 | 1,375 | 2,047 | 2,561 | 206 | 485 | 458 | 3,240 | 145 | 39,118 | 37,434 |
| 20 | 201 | 5 | 5 | 17 | 0 | 0 | 0 | 2 | 24 | 0 | 604 | 304 |
| 13 | 45 | 0 | 3 | 6 | 0 | 0 | 1 | 1 | 3 | 1 | 178 | 139 |
| 84 | 366 | 119 | 93 | 225 | 0 | 9 | 12 | 23 | 253 | 11 | 3,680 | 3,317 |
| 30 | 0 | 0 | 0 | 196 | 0 | 1 | 0 | 56 | 0 | 0 | 634 | 423 |
| 5 | 0 | 0 | 0 | 0 | 0 | 0 | 0 | 0 | 0 | 0 | 6 | 9 |
| 152 | 612 | 130 | 101 | 444 | 0 | 10 | 13 | 82 | 280 | 12 | 5,102 | 4,281 |
| 4 | 1 | 2 | 0 | 0 | 0 | 1 | 0 | 0 | 2 | 0 | 107 | 63 |
| 5 | 0 | 0 | 0 | 0 | 0 | 0 | 0 | 0 | 0 | 0 | 42 | 16 |
| 72 | 19 | 23 | 0 | 0 | 0 | 1 | 1 | 22 | 5 | 0 | 1,007 | 462 |
| 0 | 0 | 0 | 0 | 0 | 0 | 0 | 0 | 6 | 0 | 0 | 144 | 3 |
| 0 | 0 | 0 | 0 | 0 | 0 | 0 | 0 | 0 | 0 | 0 | 0 | 1 |
| 81 | 20 | 25 | 0 | 0 | 0 | 2 | 1 | 28 | 7 | 0 | 1,300 | 545 |
| 0 | 0 | 0 | 0 | 0 | 0 | 0 | 0 | 0 | 0 | 0 | 52 | 19 |
| 0 | 0 | 1 | 0 | 0 | 0 | 2 | 0 | 2 | 1 | 0 | 37 | 1 |
| 0 | 0 | 0 | 0 | 0 | 0 | 0 | 0 | 0 | 0 | 0 | 106 | 44 |
| 0 | 0 | 0 | 0 | 0 | 0 | 0 | 0 | 0 | 0 | 0 | 71 | 4 |
| 0 | 0 | 1 | 0 | 0 | 0 | 2 | 0 | 2 | 1 | 0 | 0 | 0 |
| 0 | 0 | 0 | 0 | 0 | 0 | 0 | 0 | 0 | 0 | 0 | 266 | 68 |
| 0 | 0 | 1 | 0 | 0 | 0 | 0 | 1 | 0 | 0 | 0 | 24 | 15 |
| 0 | 0 | 0 | 0 | 0 | 0 | 0 | 0 | 0 | 0 | 0 | 7 | 1 |
| 0 | 1 | 3 | 0 | 0 | 0 | 0 | 0 | 0 | 0 | 0 | 93 | 36 |
| 0 | 0 | 0 | 0 | 0 | 0 | 0 | 0 | 0 | 0 | 0 | 0 | 0 |
| 0 | 1 | 4 | 0 | 0 | 0 | 0 | 1 | 0 | 0 | 0 | 124 | 52 |
| 107 | 460 | 332 | 39 | 72 | 258 | 7 | 40 | 8 | 215 | 8 | 3,492 | 3,070 |
| 33 | 135 | 139 | 7 | 56 | 57 | 11 | 12 | 9 | 45 | 4 | 1,124 | 967 |
| 1,377 | 1,394 | 2,131 | 1,237 | 1,651 | 1,794 | 145 | 432 | 354 | 3,094 | 143 | 31,496 | 30,016 |
| 439 | 290 | 243 | 169 | 615 | 358 | 42 | 7 | 185 | 0 | 0 | 6,112 | 5,588 |
| 165 | 300 | 144 | 24 | 97 | 94 | 15 | 9 | 14 | 174 | 2 | 3,686 | 2,739 |
| 2,121 | 2,579 | 2,989 | 1,476 | 2,491 | 2,561 | 220 | 500 | 570 | 3,528 | 157 | 45,910 | 42,380 |
| 147 | 551 | 371 | 56 | 88 | 339 | 13 | 79 | 17 | 346 | 14 | 4,975 | 4,305 |
| 42 | 173 | 165 | 14 | 84 | 84 | 12 | 22 | 22 | 86 | 8 | 1,597 | 1,518 |
| 1,401 | 1,445 | 2,198 | 1,267 | 1,688 | 1,834 | 149 | 470 | 383 | 3,193 | 147 | 32,476 | 30,954 |
| 439 | 290 | 243 | 169 | 615 | 361 | 42 | 7 | 185 | 0 | 0 | 6,129 | 5,602 |
| 165 | 300 | 144 | 24 | 97 | 94 | 15 | 9 | 14 | 174 | 2 | 3,686 | 2,741 |
| 2,194 | 2,765 | 3,121 | 1,530 | 2,572 | 2,712 | 231 | 587 | 621 | 3,799 | 171 | 48,863 | 45,120** |
| 256 | 686 | 233 | 116 | 478 | 0 | 20 | 25 | 149 | 357 | 17 | 8,025 | 6,036 |
| 12% | 25% | 7% | 8% | 19% | 0% | 9% | 4% | 24% | 9% | 10% | 16% | 13% |

COUNTY DISTRICT COURTS

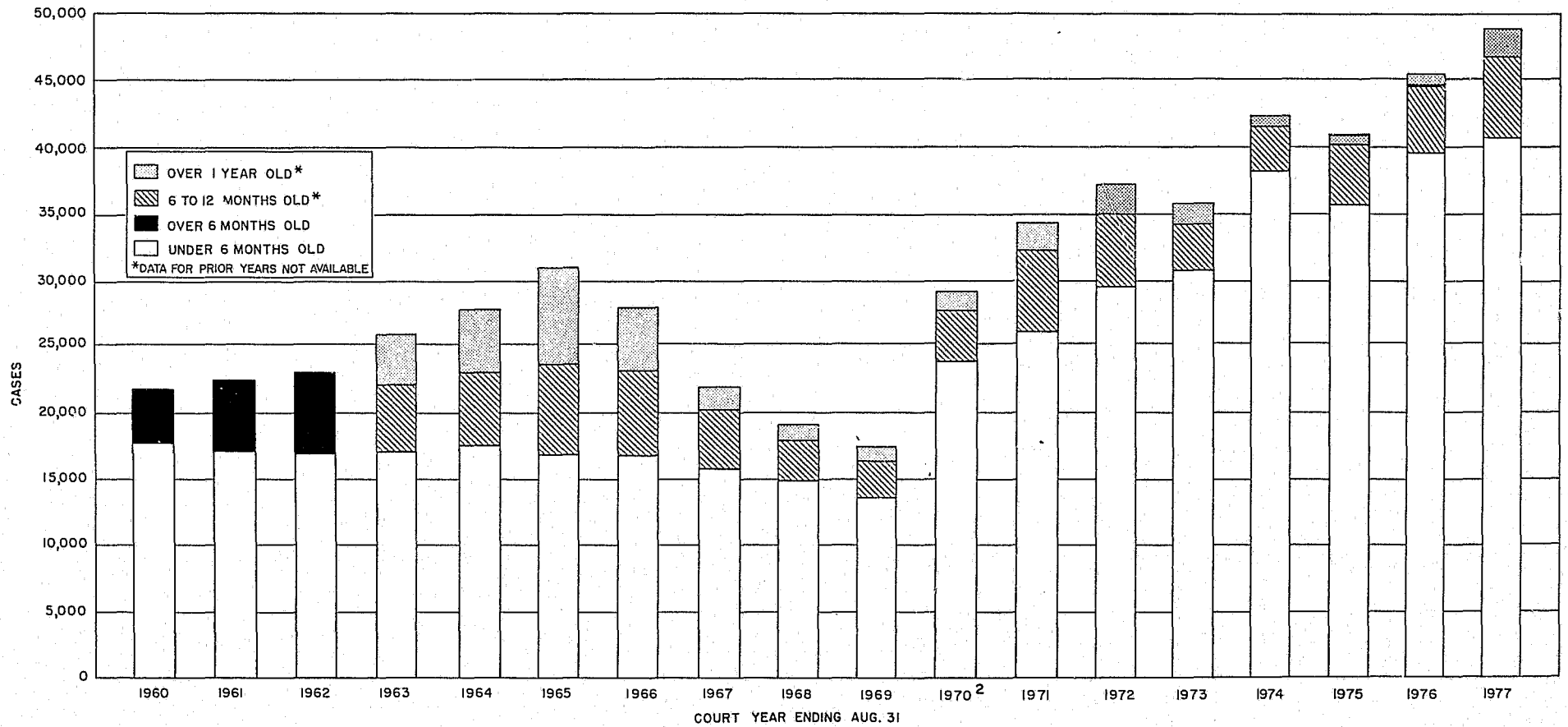


^{1/} TRANSFER PROGRAM TERMINATED BY SUPREME COURT 1/12/66.

^{2/} AS REPORTED IN ANNUAL REPORTS FOR EACH COURT YEAR. NOT CHANGED FOR "RECOUNTS" AS A RESULT OF PHYSICAL INVENTORIES IN THE COUNTIES.

^{3/} BEGINNING SEPTEMBER 1, 1969 THE UNIT OF THE COUNT IS THE COMPLAINT. IN PRIOR YEARS "CASES ADDED TO THE CALENDAR" WERE COUNTED UPON THE FILING OF AN ANSWER TO THE COMPLAINT. DISPOSITIONS INCLUDE MANY DEFAULT JUDGMENTS AND INACTIVE COMPLAINTS REMOVED FROM THE CALENDAR.

COUNTY DISTRICT COURTS
AGES OF ACTIVE CASES PENDING
¹COURT YEARS ENDING AUGUST 31, 1960 TO 1977



1. AS REPORTED IN ANNUAL REPORTS FOR EACH COURT YEAR. NOT CHANGED FOR "RECOUNTS" AS A RESULT OF PHYSICAL INVENTORIES IN THE COUNTIES.

2. BEGINNING SEPTEMBER 1, 1969 THE UNIT OF THE COUNT IS THE COMPLAINT. IN PRIOR YEARS "CASES" WERE COUNTED UPON THE FILING OF AN ANSWER TO THE COMPLAINT.

COUNTY DISTRICT COURTS -- CIVIL CASES (EXCLUDING SMALL CLAIMS AND TENANCY)

MEDIAN PERIOD FROM COMPLAINT TO TRIAL MARCH 1977 COMPARED WITH OCTOBER 1976

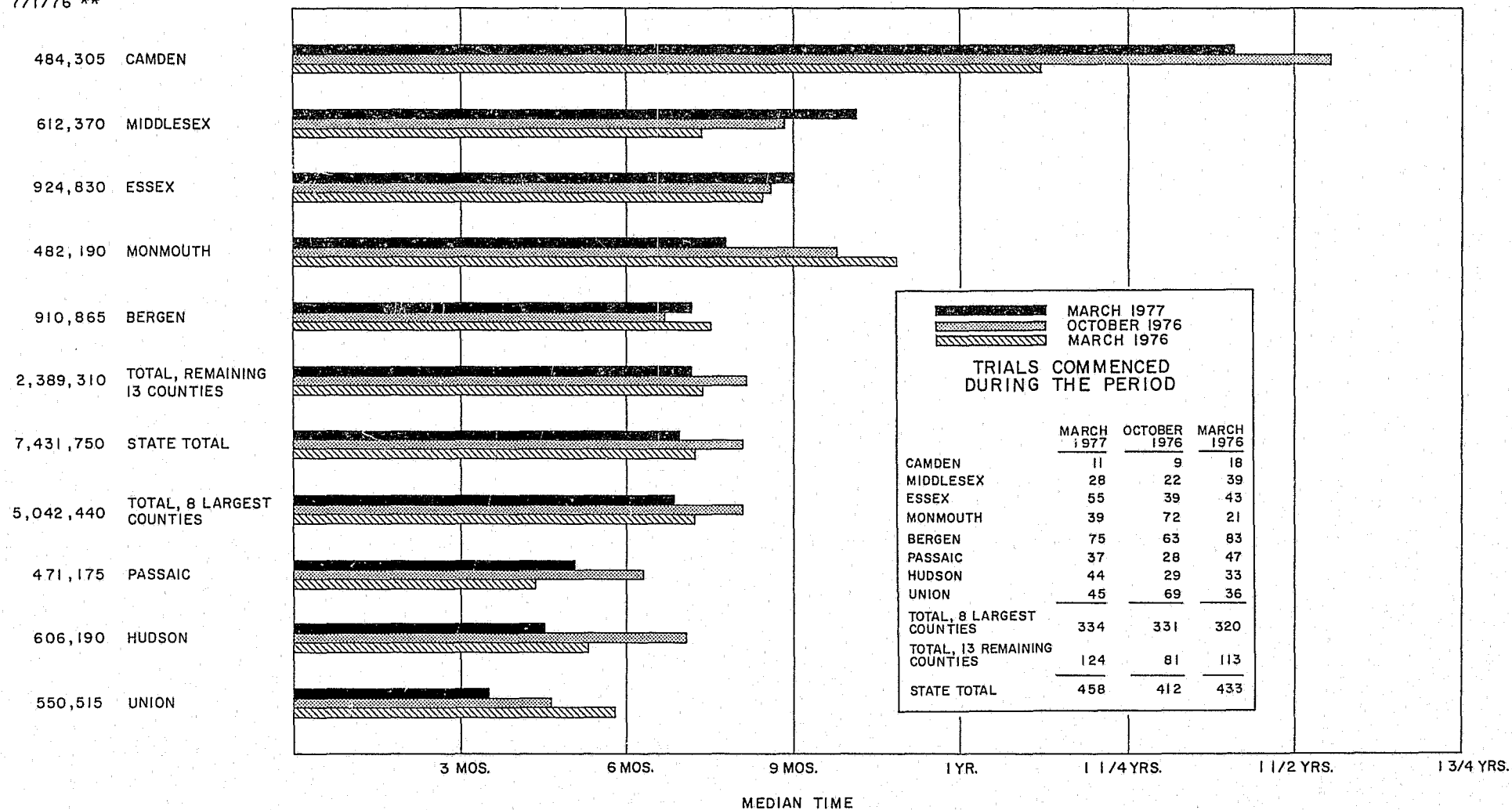
SUMMARY OF TIME INTERVAL STUDIES AND COMPARISON OF TOTALS WITH MARCH 1976 AND OCTOBER 1975 STUDIES

| COUNTY | MARCH 1977 | | | | | | OCTOBER 1976 | | | | | |
|--|--------------|---------------|--------------|---------------|----------------|---------------|--------------|---------------|--------------|---------------|----------------|---------------|
| | Total Cases | | Jury Cases | | Non-Jury Cases | | Total Cases | | Jury Cases | | Non-Jury Cases | |
| | No. of Cases | Median Period | No. of Cases | Median Period | No. of Cases | Median Period | No. of Cases | Median Period | No. of Cases | Median Period | No. of Cases | Median Period |
| Atlantic | 2 | 19m13d | 1 | 13m 8d | 1 | 25m18d | 0 | - | 0 | - | 0 | - |
| Bergen | 75 | 7m 4d | 10 | 12m 4d | 65 | 7m 0d | 63 | 6m21d | 11 | 10m10d | 52 | 6m 4d |
| Burlington | 17 | 11m24d | 4 | 15m25d | 13 | 11m 4d | 8 | 10m17d | 0 | - | 8 | 10m17d |
| Camden | 11 | 17m 3d | 0 | - | 11 | 17m 3d | 9 | 18m23d | 0 | - | 9 | 18m23d |
| Cape May | 2 | 5m13d | 0 | - | 2 | 5m13d | 0 | - | 0 | - | 0 | - |
| Cumberland | 0 | - | 0 | - | 0 | - | 0 | - | 0 | - | 0 | - |
| Essex | 55 | 9m 0d | 6 | 11m10d | 49 | 7m26d | 39 | 8m17d | 12 | 9m 1d | 27 | 8m 2d |
| Gloucester | 2 | 9m 3d | 0 | - | 2 | 9m 3d | 8 | 8m21d | 1 | 27m12d | 7 | 8m16d |
| Hudson | 44 | 4m15d | 4 | 7m 5d | 40 | 4m 9d | 29 | 7m 2d | 1 | 14m16d | 28 | 6m20d |
| Hunterdon | 4 | 9m 8d | 0 | - | 4 | 9m 8d | 9 | 6m14d | 0 | - | 9 | 6m14d |
| Mercer | 20 | 5m27d | 0 | - | 20 | 5m27d | 11 | 6m26d | 1 | 7m27d | 10 | 6m16d |
| Middlesex | 28 | 10m 2d | 10 | 7m17d | 18 | 10m20d | 22 | 8m26d | 4 | 9m24d | 18 | 8m19d |
| Monmouth | 39 | 7m22d | 0 | - | 39 | 7m22d | 72 | 9m22d | 0 | - | 72 | 9m22d |
| Morris | 31 | 5m 9d | 3 | 5m 9d | 28 | 4m19d | 14 | 6m 8d | 4 | 7m17d | 10 | 5m14d |
| Ocean | 20 | 7m 7d | 3 | 11m23d | 17 | 7m 7d | 11 | 9m 3d | 3 | 14m 1d | 8 | 7m 0d |
| Passaic | 37 | 5m 1d | 3 | 11m 1d | 34 | 5m 1d | 28 | 6m 9d | 2 | 6m21d | 26 | 6m 9d |
| Salem | 0 | - | 0 | - | 0 | - | 4 | 5m24d | 0 | - | 4 | 5m24d |
| Somerset | 12 | 7m 0d | 0 | - | 12 | 7m 0d | 10 | 8m26d | 2 | 11m20d | 8 | 8m18d |
| Sussex | 7 | 7m24d | 0 | - | 7 | 7m24d | 2 | 11m 6d | 1 | 11m 7d | 1 | 11m 6d |
| Union | 45 | 3m15d | 0 | - | 45 | 3m15d | 69 | 4m20d | 4 | 7m20d | 65 | 3m22d |
| Warren | 7 | 6m 4d | 0 | - | 7 | 6m 4d | 4 | 6m29d | 0 | - | 4 | 6m29d |
| *TOTAL 8 LARGEST COUNTIES 3/76 & 10/75 | 334 | 6m26d | 33 | 10m29d | 301 | 6m14d | 331 | 8m 1d | 34 | 9m16d | 297 | 7m25d |
| | 320 | 7m 6d | 35 | 8m26d | 285 | 7m 4d | 362 | 7m 3d | 54 | 7m22d | 308 | 6m27d |
| TOTAL 13 REMAINING COUNTIES 3/76 & 10/75 | 124 | 7m 4d | 11 | 11m29d | 113 | 7m 2d | 81 | 8m 3d | 12 | 11m 2d | 69 | 7m10d |
| | 113 | 7m10d | 7 | 9m 5d | 106 | 7m 5d | 148 | 6m13d | 8 | 7m 7d | 140 | 6m12d |
| STATE TOTAL | 458 | 6m28d | 44 | 11m 2d | 414 | 6m15d | 412 | 8m 1d | 46 | 9m24d | 366 | 7m23d |
| 3/76 & 10/75 | 433 | 7m 6d | 42 | 9m 4d | 391 | 7m 4d | 510 | 6m27d | 62 | 7m20d | 448 | 6m23d |

* As to population, 1970 U.S. Census: Bergen, Camden, Essex, Hudson, Middlesex, Monmouth, Passaic, Union. Also coincides with estimated population, 7/1/76, official State estimates by Office of Business Economics.

COUNTY DISTRICT COURTS TRIALS* COMMENCED DURING MARCH 1977, OCTOBER 1976, AND MARCH 1976
 MEDIAN TIME FROM DATE OF COMPLAINT TO COMMENCEMENT OF TRIAL
 8 LARGEST COUNTIES (OVER 450,000 POP.) AND COMBINED DATA
 ON REMAINING 13 COUNTIES

ESTIMATED
 POPULATION
 7/1/76 **



* EXCLUDING SMALL CLAIMS AND TENANCY

** OFFICIAL STATE ESTIMATES PREPARED BY OFFICE OF BUSINESS ECONOMICS, N.J. DEPARTMENT OF LABOR AND INDUSTRY.

COUNTY DISTRICT COURTS - COMPLAINTS ON WHICH TRIALS COMMENCED DURING OCTOBER 1976 1/

| COUNTY | NO OF CASES TRIED | PERIOD FROM COMPLAINT TO ANSWER | | | PERIOD FROM ANSWER TO PRETRIAL | | | PERIOD FROM PRETRIAL TO TRIAL | | | PERIOD FROM COMPLAINT TO TRIAL | | |
|-------------------|-------------------------|------------------------------------|---------|---------------------|-----------------------------------|----------|----------|----------------------------------|----------|-------|-----------------------------------|----------|---------------------|
| | | MEAN | MEDIAN | RANGE | MEAN | MEDIAN | RANGE | MEAN | MEDIAN | RANGE | MEAN | MEDIAN | RANGE |
| ATLANTIC COUNTY | | | | | | | NO CASES | | | | | | |
| BERGEN COUNTY | | | | | | | | | | | | | |
| JURY | 11 | 2M, 16D | 1M, 12D | 0M, 15D 12M, 19D | NO | PRETRIAL | | NO | PRETRIAL | | 13M, 28D | 10M, 10D | 4M, 8D 36M, 50 |
| NON-JURY | 52 | 1M, 17D | 0M, 22D | 0M, 2D 9M, 25D | NO | PRETRIAL | | NO | PRETRIAL | | 6M, 21D | 6M, 4D | 2M, 2D 23M, 1D |
| COMBINED | 63 | 1M, 22D | 0M, 24D | 0M, 2D 12M, 19D | NO | PRETRIAL | | NO | PRETRIAL | | 7M, 29D | 6M, 21D | 2M, 2D 36M, 50 |
| BURLINGTON COUNTY | | | | | | | | | | | | | |
| JURY | | | | | | | NO CASES | | | | | | |
| NON-JURY | 8 | 1M, 15D | 0M, 10D | 0M, 0D 6M, 14D | NO | PRETRIAL | | NO | PRETRIAL | | 9M, 18D | 10M, 17D | 4M, 25D 13M, 4D |
| COMBINED | 8 | 1M, 15D | 0M, 10D | 0M, 0D 6M, 14D | NO | PRETRIAL | | NO | PRETRIAL | | 9M, 18D | 10M, 17D | 4M, 25D 13M, 4D |
| CAMDEN COUNTY | | | | | | | | | | | | | |
| JURY | | | | | | | NO CASES | | | | | | |
| NON-JURY | 9 | 2M, 21D | 1M, 3D | 0M, 16D 1CM, 27D | NO | PRETRIAL | | NO | PRETRIAL | | 18M, 3D | 18M, 23D | 16M, 15D 20M, 1D |
| COMBINED | 9 | 2M, 21D | 1M, 3D | 0M, 16D 10M, 27D | NO | PRETRIAL | | NO | PRETRIAL | | 18M, 3D | 18M, 23D | 16M, 15D 20M, 1D |
| CAPE MAY COUNTY | | | | | | | NO CASES | | | | | | |
| CUMBERLAND COUNTY | | | | | | | NO CASES | | | | | | |
| ESSEX COUNTY | | | | | | | | | | | | | |
| JURY | 12 | 1M, 22D | 1M, 24D | 0M, 16D 3M, 24D | NO | PRETRIAL | | NO | PRETRIAL | | 9M, 18D | 9M, 1D | 2M, 11D 17M, 17D |
| NON-JURY | 27 | 2M, 2D | 1M, 2D | 0M, 10D 13M, 21D | NO | PRETRIAL | | NO | PRETRIAL | | 8M, 25D | 8M, 2D | 3M, 16D 17M, 5D |
| COMBINED | 39 | 1M, 29D | 1M, 2D | 0M, 10D 13M, 21D | NO | PRETRIAL | | NO | PRETRIAL | | 9M, 2D | 8M, 17D | 2M, 11D 17M, 17D |

COUNTY DISTRICT COURTS - COMPLAINTS ON WHICH TRIALS COMMENCED DURING OCTOBER 1976 1/

| COUNTY | NO OF CASES TRIED | PERIOD FROM COMPLAINT TO ANSWER | | | PERIOD FROM ANSWER TO PRETRIAL | | | PERIOD FROM PRETRIAL TO TRIAL | | | PERIOD FROM COMPLAINT TO TRIAL | | |
|-------------------|-------------------------|------------------------------------|---------|--------------------|-----------------------------------|-----------------|-------|----------------------------------|-----------------|-------|-----------------------------------|----------|---------------------|
| | | MEAN | MEDIAN | RANGE | MEAN | MEDIAN | RANGE | MEAN | MEDIAN | RANGE | MEAN | MEDIAN | RANGE |
| GLOUCESTER COUNTY | | | | | | | | | | | | | |
| JURY | 1 | 1M, 27D | 1M, 27D | *NONE | N O | P R E T R I A L | | N O | P R E T R I A L | | 27M, 12D | 27M, 12D | *NONE |
| NON-JURY | 7 | 2M, 2D | 1M, 18D | 0M, 23D 4M, 5D | N O | P R E T R I A L | | N O | P R E T R I A L | | 9M, 10D | 8M, 16D | 5M, 14D 17M, 18D |
| COMBINED | 8 | 2M, 1D | 1M, 22D | 0M, 23D 4M, 5D | N O | P R E T R I A L | | N O | P R E T R I A L | | 11M, 18D | 8M, 21D | 5M, 14D 27M, 12D |
| HUDSON COUNTY | | | | | | | | | | | | | |
| JURY | 1 | 8M, 13D | 8M, 13D | *NONE | N O | P R E T R I A L | | N O | P R E T R I A L | | 14M, 16D | 14M, 16D | *NONE |
| NON-JURY | 28 | 2M, 24D | 0M, 22D | 0M, 2D 20M, 26D | N O | P R E T R I A L | | N O | P R E T R I A L | | 9M, 18D | 6M, 20D | 4M, 10D 33M, 8D |
| COMBINED | 29 | 3M, 0D | 0M, 25D | 0M, 2D 20M, 26D | N O | P R E T R I A L | | N O | P R E T R I A L | | 9M, 23D | 7M, 2D | 4M, 10D 33M, 8D |
| HUNTERDON COUNTY | | | | | | | | | | | | | |
| JURY | | | | | - N O C A S E S - | | | | | | | | |
| NON-JURY | 9 | 1M, 15D | 0M, 22D | 0M, 9D 6M, 20D | N O | P R E T R I A L | | N O | P R E T R I A L | | 8M, 4D | 6M, 14D | 5M, 3D 15M, 5D |
| COMBINED | 9 | 1M, 15D | 0M, 22D | 0M, 9D 6M, 20D | N O | P R E T R I A L | | N O | P R E T R I A L | | 8M, 4D | 6M, 14D | 5M, 3D 15M, 5D |
| MERCER COUNTY | | | | | | | | | | | | | |
| JURY | 1 | 3M, 29D | 3M, 29D | *NONE | N O | P R E T R I A L | | N O | P R E T R I A L | | 7M, 27D | 7M, 27D | *NONE |
| NON-JURY | 10 | 0M, 25D | 0M, 18D | 0M, 6D 3M, 2D | N O | P R E T R I A L | | N O | P R E T R I A L | | 6M, 26D | 6M, 16D | 3M, 18D 10M, 19D |
| COMBINED | 11 | 1M, 4D | 0M, 19D | 0M, 6D 3M, 29D | N O | P R E T R I A L | | N O | P R E T R I A L | | 6M, 29D | 6M, 26D | 3M, 18D 10M, 19D |

COUNTY DISTRICT COURTS - COMPLAINTS ON WHICH TRIALS COMMENCED DURING OCTOBER 1976 1/

| COUNTY | NO OF CASES TRIED | PERIOD FROM COMPLAINT TO ANSWER | | | PERIOD FROM ANSWER TO PRETRIAL | | | PERIOD FROM PRETRIAL TO TRIAL | | | PERIOD FROM COMPLAINT TO TRIAL | | |
|------------------|-------------------------|------------------------------------|---------|---------------------|-----------------------------------|-----------------|-------|----------------------------------|-----------------|-------|-----------------------------------|---------|---------------------|
| | | MEAN | MEDIAN | RANGE | MEAN | MEDIAN | RANGE | MEAN | MEDIAN | RANGE | MEAN | MEDIAN | RANGE |
| MIDDLESEX COUNTY | | | | | | | | | | | | | |
| JURY | 4 | 4M, 13D | 3M, 3D | 2M, 3D 5M, 13D | N O | P R E T R I A L | | N O | P R E T R I A L | | 10M, 7D | 9M, 24D | 7M, 21D 13M, 19D |
| NON-JURY | 18 | 1M, 27D | 1M, 10D | 0M, 16D 8M, 9D | N O | P R E T R I A L | | N O | P R E T R I A L | | 9M, 16D | 8M, 19D | 6M, 21D 18M, 28D |
| COMBINED | 22 | 2M, 11D | 1M, 25D | 0M, 16D 9M, 13D | N O | P R E T R I A L | | N O | P R E T R I A L | | 9M, 20D | 3M, 26D | 6M, 21D 18M, 28D |
| MONMOUTH COUNTY | | | | | | | | | | | | | |
| JURY | | | | | N O C A S E S | | | | | | | | |
| NON-JURY | 72 | 1M, 14D | 0M, 27D | 0M, 7D 10M, 15D | N O | P R E T R I A L | | N O | P R E T R I A L | | 10M, 11D | 9M, 22D | 7M, 9D 24M, 0D |
| COMBINED | 72 | 1M, 14D | 0M, 27D | 0M, 7D 10M, 15D | N O | P R E T R I A L | | N O | P R E T R I A L | | 10M, 11D | 9M, 22D | 7M, 9D 24M, 0D |
| MORRIS COUNTY | | | | | | | | | | | | | |
| JURY | 4 | 1M, 7D | 1M, 4D | 0M, 10D 2M, 9D | N O | P R E T R I A L | | N O | P R E T R I A L | | 7M, 27D | 7M, 17D | 5M, 15D 10M, 28D |
| NON-JURY | 10 | 1M, 4D | 0M, 17D | 0M, 7D 6M, 12D | N O | P R E T R I A L | | N O | P R E T R I A L | | 5M, 13D | 5M, 14D | 1M, 27D 9M, 4D |
| COMBINED | 14 | 1M, 5D | 0M, 20D | 0M, 7D 6M, 12D | N O | P R E T R I A L | | N O | P R E T R I A L | | 6M, 4D | 6M, 8D | 1M, 27D 10M, 28D |
| OCEAN COUNTY | | | | | | | | | | | | | |
| JURY | 3 | 1M, 17D | 1M, 3D | 0M, 25D 2M, 24D | N O | P R E T R I A L | | N O | P R E T R I A L | | 17M, 4D | 14M, 1D | 12M, 9D 25M, 3D |
| NON-JURY | 8 | 3M, 19D | 1M, 6D | 0M, 13D 11M, 16D | N O | P R E T R I A L | | N O | P R E T R I A L | | 8M, 25D | 7M, 0D | 5M, 1D 16M, 3D |
| COMBINED | 11 | 3M, 2D | 1M, 3D | 0M, 13D 11M, 16D | N O | P R E T R I A L | | N O | P R E T R I A L | | 11M, 3D | 9M, 3D | 5M, 1D 25M, 3D |

COUNTY DISTRICT COURTS - COMPLAINTS ON WHICH TRIALS COMMENCED DURING OCTOBER 1976 1/

| COUNTY | NO OF CASES TRIED | PERIOD FROM COMPLAINT TO ANSWER | | | PERIOD FROM ANSWER TO PRETRIAL | | | PERIOD FROM PRETRIAL TO TRIAL | | | PERIOD FROM COMPLAINT TO TRIAL | | |
|-----------------|-------------------------|------------------------------------|---------|--------------------|-----------------------------------|-----------------|-------|----------------------------------|-----------------|-------|-----------------------------------|----------|----------------------|
| | | MEAN | MEDIAN | RANGE | MEAN | MEDIAN | RANGE | MEAN | MEDIAN | RANGE | MEAN | MEDIAN | RANGE |
| PASSAIC COUNTY | | | | | | | | | | | | | |
| JURY | 2 | 1M, 17D | 1M, 17D | 0M, 28D 2M, 7D | N O | P R E T R I A L | | N O | P R E T R I A L | | 6M, 21D | 6M, 21D | 3M, 23D 9M, 19D |
| NON-JURY | 26 | 1M, 7D | 1M, 2D | 0M, 12D 4M, 11D | N O | P R E T R I A L | | N O | P R E T R I A L | | 6M, 14D | 6M, 9D | 2M, 14D 11M, 27D |
| COMBINED | 28 | 1M, 8D | 1M, 2D | 0M, 12D 4M, 11D | N O | P R E T R I A L | | N O | P R E T R I A L | | 6M, 14D | 6M, 9D | 2M, 14D 11M, 27D |
| SALEM COUNTY | | | | | | | | | | | | | |
| JURY | | | | | - N O C A S E S - | | | | | | | | |
| NON-JURY | 4 | 0M, 27D | 0M, 23D | 0M, 17D 1M, 16D | N O | P R E T R I A L | | N O | P R E T R I A L | | 5M, 24D | 5M, 24D | 2M, 26D 8M, 23D |
| COMBINED | 4 | 0M, 27D | 0M, 23D | 0M, 17D 1M, 16D | N O | P R E T R I A L | | N O | P R E T R I A L | | 5M, 24D | 5M, 24D | 2M, 26D 8M, 23D |
| SOMERSET COUNTY | | | | | | | | | | | | | |
| JURY | 2 | 0M, 11D | 0M, 11D | 0M, 0D 0M, 22D | N O | P R E T R I A L | | N O | P R E T R I A L | | 11M, 20D | 11M, 20D | 10M, 22D 12M, 18D |
| NON-JURY | 8 | 1M, 22D | 1M, 17D | 0M, 17D 3M, 8D | N O | P R E T R I A L | | N O | P R E T R I A L | | 8M, 13D | 8M, 18D | 4M, 28D 10M, 21D |
| COMBINED | 10 | 1M, 14D | 1M, 0D | 0M, 0D 3M, 8D | N O | P R E T R I A L | | N O | P R E T R I A L | | 9M, 2D | 8M, 26D | 4M, 28D 12M, 18D |
| SUSSEX COUNTY | | | | | | | | | | | | | |
| JURY | 1 | 0M, 29D | 0M, 29D | *NONE | N O | P R E T R I A L | | N O | P R E T R I A L | | 11M, 7D | 11M, 7D | *NONE |
| NON-JURY | 1 | 0M, 24D | 0M, 24D | *NONE | N O | P R E T R I A L | | N O | P R E T R I A L | | 11M, 6D | 11M, 6D | *NONE |
| COMBINED | 2 | 0M, 26D | 0M, 26D | 0M, 24D 0M, 29D | N O | P R E T R I A L | | N O | P R E T R I A L | | 11M, 6D | 11M, 6D | 11M, 6D 11M, 7D |

COUNTY DISTRICT COURTS - COMPLAINTS ON WHICH TRIALS COMMENCED DURING OCTOBER 1976 1/

| COUNTY | NO OF CASES TRIED | PERIOD FROM COMPLAINT TO ANSWER | | | PERIOD FROM ANSWER TO PRETRIAL | | | PERIOD FROM PRETRIAL TO TRIAL | | | PERIOD FROM COMPLAINT TO TRIAL | | |
|-----------------------|-------------------------|------------------------------------|---------|---------------------|-----------------------------------|-----------------|-------|----------------------------------|-----------------|-------|-----------------------------------|---------|---------------------|
| | | MEAN | MEDIAN | RANGE | MEAN | MEDIAN | RANGE | MEAN | MEDIAN | RANGE | MEAN | MEDIAN | RANGE |
| UNION | COUNTY | | | | | | | | | | | | |
| JURY | 4 | 1M, 19D | 1M, 9D | 0M, 24D 3M, 3D | N O | P R E T R I A L | | N O | P R E T R I A L | | 7M, 29D | 7M, 20D | 4M, 22D 11M, 23D |
| NON-JURY | 65 | 1M, 15D | 1M, 1D | 0M, 6D 6M, 6D | N O | P R E T R I A L | | N O | P R E T R I A L | | 5M, 4D | 3M, 22D | 2M, 11D 18M, 29D |
| COMBINED | 69 | 1M, 15D | 1M, 1D | 0M, 6D 6M, 6D | N O | P R E T R I A L | | N O | P R E T R I A L | | 5M, 9D | 4M, 20D | 2M, 11D 18M, 29D |
| WARREN | COUNTY | | | | | | | | | | | | |
| JURY | | | | | N O C A S E S | | | | | | | | |
| NON-JURY | 4 | 3M, 4D | 0M, 13D | 0M, 5D 11M, 15D | N O | P R E T R I A L | | N O | P R E T R I A L | | 9M, 22D | 6M, 29D | 6M, 13D 18M, 17D |
| COMBINED | 4 | 3M, 4D | 0M, 13D | 0M, 5D 11M, 15D | N O | P R E T R I A L | | N O | P R E T R I A L | | 9M, 22D | 6M, 29D | 6M, 13D 18M, 17D |
| 8 LARGEST COUNTIES 2/ | | | | | | | | | | | | | |
| JURY | 34 | 2M, 14D | 1M, 27D | 0M, 15D 12M, 19D | N O | P R E T R I A L | | N O | P R E T R I A L | | 10M, 26D | 9M, 16D | 2M, 11D 36M, 5D |
| NON-JURY | 297 | 1M, 21D | 0M, 28D | 0M, 2D 20M, 26D | N O | P R E T R I A L | | N O | P R E T R I A L | | 8M, 6D | 7M, 25D | 2M, 2D 33M, 8D |
| COMBINED | 331 | 1M, 24D | 1M, 0D | 0M, 2D 20M, 26D | N O | P R E T R I A L | | N O | P R E T R I A L | | 8M, 15D | 8M, 1D | 2M, 2D 36M, 5D |
| 13 REMAINING COUNTIES | | | | | | | | | | | | | |
| JURY | 12 | 1M, 13D | 1M, 1D | 0M, 0D 3M, 29D | N O | P R E T R I A L | | N O | P R E T R I A L | | 12M, 22D | 11M, 2D | 5M, 15D 27M, 12D |
| NON-JURY | 69 | 1M, 22D | 0M, 23D | 0M, 0D 11M, 16D | N O | P R E T R I A L | | N O | P R E T R I A L | | 7M, 29D | 7M, 10D | 1M, 27D 18M, 17D |
| COMBINED | 81 | 1M, 21D | 0M, 23D | 0M, 0D 11M, 16D | N O | P R E T R I A L | | N O | P R E T R I A L | | 8M, 20D | 8M, 3D | 1M, 27D 27M, 12D |

COUNTY DISTRICT COURTS - COMPLAINTS ON WHICH TRIALS COMMENCED DURING OCTOBER 1976 1/

| COUNTY | NO OF CASES TRIED | PERIOD FROM COMPLAINT TO ANSWER | | | PERIOD FROM ANSWER TO PRETRIAL | | | PERIOD FROM PRETRIAL TO TRIAL | | | PERIOD FROM COMPLAINT TO TRIAL | | |
|-------------|-------------------------|------------------------------------|---------|--------------------|-----------------------------------|-----------------|-------|----------------------------------|-----------------|-------|-----------------------------------|---------|--------------------|
| | | MEAN | MEDIAN | RANGE | MEAN | MEDIAN | RANGE | MEAN | MEDIAN | RANGE | MEAN | MEDIAN | RANGE |
| STATE TOTAL | | | | | | | | | | | | | |
| JURY | 46 | 2M, 6D | 1M, 20D | 0M, 0D 12M, 19D | N O | P R E T R I A L | | N O | P R E T R I A L | | 11M, 11D | 9M, 24D | 2M, 11D 36M, 5D |
| NON-JURY | 366 | 1M, 21D | 0M, 26D | 0M, 0D 2CM, 26D | N O | P R E T R I A L | | N O | P R E T R I A L | | 8M, 5D | 7M, 23D | 1M, 27D 33M, 8D |
| COMBINED | 412 | 1M, 23D | 0M, 27D | 0M, 0D 2CM, 26D | N O | P R E T R I A L | | N O | P R E T R I A L | | 8M, 16D | 8M, 1D | 1M, 27D 36M, 5D |

1/ Excluding Small Claims and Tenancy.

2/ As to population, 1970 U.S. Census: Bergen, Camden, Essex, Hudson, Middlesex, Monmouth, Passaic, Union.
Also coincides with estimated population, 7/1/76, official State estimates by Office of Business Economics,
N. J. Department of Labor & Industry.

Note:

When "*NONE" is used in place of the range, there is either a single case (time interval) in that category
or 2 or more cases with the same time interval.

COUNTY DISTRICT COURTS - COMPLAINTS ON WHICH TRIALS COMMENCED DURING MARCH, 1977 1/

| COUNTY | NO OF CASES TRIED | PERIOD FROM COMPLAINT TO ANSWER | | | PERIOD FROM ANSWER TO PRETRIAL | | | PERIOD FROM PRETRIAL TO TRIAL | | | PERIOD FROM COMPLAINT TO TRIAL | | |
|-------------------|-------------------------|------------------------------------|---------|-------------------|-----------------------------------|-----------------|-------|----------------------------------|-----------------|-------|-----------------------------------|----------|----------------------|
| | | MEAN | MEDIAN | RANGE | MEAN | MEDIAN | RANGE | MEAN | MEDIAN | RANGE | MEAN | MEDIAN | RANGE |
| ATLANTIC COUNTY | | | | | | | | | | | | | |
| JURY | 1 | 0M, 24D | 0M, 24D | *NONE | N O | P R E T R I A L | | N O | P R E T R I A L | | 13M, 8D | 13M, 8D | *NONE |
| NON-JURY | 1 | 2M, 3D | 2M, 3D | *NONE | N O | P R E T R I A L | | N O | P R E T R I A L | | 25M, 18D | 25M, 18D | *NONE |
| COMBINED | 2 | 1M, 13D | 1M, 13D | 0M, 24D 2M, 3D | N O | P R E T R I A L | | N O | P R E T R I A L | | 19M, 13D | 19M, 13D | 13M, 8D 25M, 18D |
| BERGEN COUNTY | | | | | | | | | | | | | |
| JURY | 10 | 1M, 29D | 1M, 17D | 0M, 7D 7M, 19D | N O | P R E T R I A L | | N O | P R E T R I A L | | 13M, 26D | 12M, 4D | 6M, 3D 35M, 4D |
| NON-JURY | 65 | 1M, 12D | 0M, 22D | 0M, 1D 15M, 9D | N O | P R E T R I A L | | N O | P R E T R I A L | | 6M, 20D | 7M, 0D | 1M, 13D 18M, 12D |
| COMBINED | 75 | 1M, 14D | 0M, 24D | 0M, 1D 15M, 9D | N O | P R E T R I A L | | N O | P R E T R I A L | | 7M, 19D | 7M, 4D | 1M, 13D 35M, 4D |
| BURLINGTON COUNTY | | | | | | | | | | | | | |
| JURY | 4 | 2M, 24D | 2M, 22D | 1M, 5D 4M, 17D | N O | P R E T R I A L | | N O | P R E T R I A L | | 16M, 0D | 15M, 25D | 15M, 12D 17M, 0D |
| NON-JURY | 13 | 1M, 19D | 0M, 22D | 0M, 4D 8M, 10D | N O | P R E T R I A L | | N O | P R E T R I A L | | 10M, 22D | 11M, 4D | 2M, 3D 14M, 18D |
| COMBINED | 17 | 1M, 27D | 0M, 24D | 0M, 4D 8M, 10D | N O | P R E T R I A L | | N O | P R E T R I A L | | 11M, 29D | 11M, 24D | 2M, 3D 17M, 0D |
| CAMDEN COUNTY | | | | | | | | | | | | | |
| JURY | | | | | N O C A S E S | | | | | | | | |
| NON-JURY | 11 | 2M, 16D | 1M, 25D | 0M, 7D 8M, 17D | N O | P R E T R I A L | | N O | P R E T R I A L | | 18M, 9D | 17M, 3D | 15M, 23D 22M, 11D |
| COMBINED | 11 | 2M, 16D | 1M, 25D | 0M, 7D 8M, 17D | N O | P R E T R I A L | | N O | P R E T R I A L | | 18M, 9D | 17M, 3D | 15M, 23D 22M, 11D |

COUNTY DISTRICT COURTS - COMPLAINTS ON WHICH TRIALS COMMENCED DURING MARCH, 1977 1/

| COUNTY | NO OF CASES TRIED | PERIOD FROM COMPLAINT TO ANSWER | | | PERIOD FROM ANSWER TO PRETRIAL | | | PERIOD FROM PRETRIAL TO TRIAL | | | PERIOD FROM COMPLAINT TO TRIAL | | |
|-------------------|-------------------------|------------------------------------|---------|--------------------|-----------------------------------|----------|----------|----------------------------------|----------|-------|-----------------------------------|----------|---------------------|
| | | MEAN | MEDIAN | RANGE | MEAN | MEDIAN | RANGE | MEAN | MEDIAN | RANGE | MEAN | MEDIAN | RANGE |
| CAPE MAY COUNTY | | | | | | | | | | | | | |
| JURY | | | | | | | NO CASES | | | | | | |
| NON-JURY | 2 | 2M, 9D | 2M, 9D | 0M, 24D 3M, 24D | NO | PRETRIAL | | NO | PRETRIAL | | 5M, 13D | 5M, 13D | 4M, 13D 6M, 14D |
| COMBINED | 2 | 2M, 9D | 2M, 9D | 0M, 24D 3M, 24D | NO | PRETRIAL | | NO | PRETRIAL | | 5M, 13D | 5M, 13D | 4M, 13D 6M, 14D |
| CUMBERLAND COUNTY | | | | | | | | | | | | | |
| ESSEX COUNTY | | | | | | | | | | | | | |
| JURY | 6 | 1M, 14D | 1M, 10D | 0M, 18D 2M, 15D | NO | PRETRIAL | | NO | PRETRIAL | | 19M, 22D | 11M, 10D | 8M, 1D 65M, 8D |
| NON-JURY | 49 | 3M, 4D | 0M, 26D | 0M, 0D 74M, 17D | NO | PRETRIAL | | NO | PRETRIAL | | 10M, 17D | 7M, 26D | 2M, 23D 77M, 22D |
| COMBINED | 55 | 2M, 29D | 0M, 27D | 0M, 0D 74M, 17D | NO | PRETRIAL | | NO | PRETRIAL | | 11M, 17D | 9M, 0D | 2M, 23D 77M, 22D |
| GLOUCESTER COUNTY | | | | | | | | | | | | | |
| JURY | | | | | | | NO CASES | | | | | | |
| NON-JURY | 2 | 3M, 22D | 3M, 22D | 1M, 28D 5M, 16D | NO | PRETRIAL | | NO | PRETRIAL | | 9M, 3D | 9M, 3D | 7M, 18D 10M, 18D |
| COMBINED | 2 | 3M, 22D | 3M, 22D | 1M, 28D 5M, 16D | NO | PRETRIAL | | NO | PRETRIAL | | 9M, 3D | 9M, 3D | 7M, 18D 10M, 18D |
| HUDSON COUNTY | | | | | | | | | | | | | |
| JURY | 4 | 0M, 27D | 1M, 2D | 0M, 4D 1M, 8D | NO | PRETRIAL | | NO | PRETRIAL | | 6M, 18D | 7M, 5D | 3M, 25D 8M, 5D |
| NON-JURY | 40 | 1M, 12D | 0M, 21D | 0M, 1D 7M, 14D | NO | PRETRIAL | | NO | PRETRIAL | | 4M, 26D | 4M, 9D | 1M, 13D 11M, 8D |
| COMBINED | 44 | 1M, 11D | 0M, 22D | 0M, 1D 7M, 14D | NO | PRETRIAL | | NO | PRETRIAL | | 5M, 0D | 4M, 15D | 1M, 13D 11M, 8D |

COUNTY DISTRICT COURTS - COMPLAINTS ON WHICH TRIALS COMMENCED DURING MARCH, 1977 1/

| COUNTY | NO OF CASES TRIED | PERIOD FROM COMPLAINT TO ANSWER | | | PERIOD FROM ANSWER TO PRETRIAL | | | PERIOD FROM PRETRIAL TO TRIAL | | | PERIOD FROM COMPLAINT TO TRIAL | | |
|------------------|-------------------------|------------------------------------|---------|--------------------|-----------------------------------|----------|----------|----------------------------------|----------|-------|-----------------------------------|----------|---------------------|
| | | MEAN | MEDIAN | RANGE | MEAN | MEDIAN | RANGE | MEAN | MEDIAN | RANGE | MEAN | MEDIAN | RANGE |
| HUNTERDON COUNTY | | | | | | | | | | | | | |
| JURY | | | | | | | NO CASES | | | | | | |
| NON-JURY | 4 | 0M, 28D | 0M, 20D | 0M, 0D 2M, 12D | NO | PRETRIAL | | NO | PRETRIAL | | 8M, 0D | 9M, 8D | 1M, 27D 11M, 15D |
| COMBINED | 4 | 0M, 28D | 0M, 20D | 0M, 0D 2M, 12D | NO | PRETRIAL | | NO | PRETRIAL | | 8M, 0D | 9M, 8D | 1M, 27D 11M, 15D |
| MERCER COUNTY | | | | | | | | | | | | | |
| JURY | | | | | | | NO CASES | | | | | | |
| NON-JURY | 20 | 1M, 15D | 0M, 26D | 0M, 5D 5M, 4D | NO | PRETRIAL | | NO | PRETRIAL | | 6M, 7D | 5M, 27D | 2M, 10D 13M, 0D |
| COMBINED | 20 | 1M, 15D | 0M, 26D | 0M, 5D 5M, 4D | NO | PRETRIAL | | NO | PRETRIAL | | 6M, 7D | 5M, 27D | 2M, 10D 13M, 0D |
| MIDDLESEX COUNTY | | | | | | | | | | | | | |
| JURY | 10 | 1M, 19D | 1M, 6D | 0M, 12D 4M, 9D | NO | PRETRIAL | | NO | PRETRIAL | | 8M, 22D | 7M, 17D | 5M, 0D 13M, 7D |
| NON-JURY | 18 | 2M, 11D | 0M, 24D | 0M, 11D 10M, 5D | NO | PRETRIAL | | NO | PRETRIAL | | 10M, 7D | 10M, 20D | 3M, 28D 15M, 17D |
| COMBINED | 28 | 2M, 3D | 0M, 24D | 0M, 11D 10M, 5D | NO | PRETRIAL | | NO | PRETRIAL | | 9M, 21D | 10M, 2D | 3M, 28D 15M, 17D |
| MONMOUTH COUNTY | | | | | | | | | | | | | |
| JURY | | | | | | | NO CASES | | | | | | |
| NON-JURY | 39 | 1M, 16D | 1M, 3D | 0M, 10D 6M, 16D | NO | PRETRIAL | | NO | PRETRIAL | | 9M, 26D | 7M, 22D | 6M, 1D 26M, 11D |
| COMBINED | 39 | 1M, 16D | 1M, 3D | 0M, 10D 6M, 16D | NO | PRETRIAL | | NO | PRETRIAL | | 9M, 26D | 7M, 22D | 6M, 1D 26M, 11D |

COUNTY DISTRICT COURTS - COMPLAINTS ON WHICH TRIALS COMMENCED DURING MARCH, 1977 1/

| COUNTY | NO OF CASES TRIED | PERIOD FROM COMPLAINT TO ANSWER | | | PERIOD FROM ANSWER TO PRETRIAL | | | PERIOD FROM PRETRIAL TO TRIAL | | | PERIOD FROM COMPLAINT TO TRIAL | | |
|-----------------|-------------------------|------------------------------------|---------|--------------------|-----------------------------------|----------|----------|----------------------------------|----------|-------|-----------------------------------|----------|---------------------|
| | | MEAN | MEDIAN | RANGE | MEAN | MEDIAN | RANGE | MEAN | MEDIAN | RANGE | MEAN | MEDIAN | RANGE |
| MORRIS COUNTY | | | | | | | | | | | | | |
| JURY | 3 | 1M, 8D | 0M, 22D | 0M, 12D 2M, 21D | NO | PRETRIAL | | NO | PRETRIAL | | 6M, 0D | 5M, 9D | 5M, 9D 7M, 13D |
| NON-JURY | 28 | 1M, 11D | 0M, 27D | 0M, 0D 5M, 3D | NO | PRETRIAL | | NO | PRETRIAL | | 5M, 11D | 4M, 19D | 1M, 14D 12M, 6D |
| COMBINED | 31 | 1M, 11D | 0M, 24D | 0M, 0D 5M, 3D | NO | PRETRIAL | | NO | PRETRIAL | | 5M, 13D | 5M, 9D | 1M, 14D 12M, 6D |
| OCEAN COUNTY | | | | | | | | | | | | | |
| JURY | 3 | 0M, 10D | 0M, 0D | 0M, 0D 0M, 29D | NO | PRETRIAL | | NO | PRETRIAL | | 9M, 9D | 11M, 23D | 4M, 4D 11M, 29D |
| NON-JURY | 17 | 1M, 9D | 1M, 11D | 0M, 12D 2M, 27D | NO | PRETRIAL | | NO | PRETRIAL | | 7M, 16D | 7M, 7D | 5M, 28D 10M, 10D |
| COMBINED | 20 | 1M, 5D | 1M, 4D | 0M, 0D 2M, 27D | NO | PRETRIAL | | NO | PRETRIAL | | 7M, 24D | 7M, 7D | 4M, 4D 11M, 29D |
| PASSAIC COUNTY | | | | | | | | | | | | | |
| JURY | 3 | 3M, 6D | 0M, 28D | 0M, 27D 7M, 24D | NO | PRETRIAL | | NO | PRETRIAL | | 8M, 18D | 11M, 1D | 3M, 0D 11M, 24D |
| NON-JURY | 34 | 1M, 16D | 1M, 3D | 0M, 7D 6M, 15D | NO | PRETRIAL | | NO | PRETRIAL | | 5M, 14D | 5M, 1D | 2M, 5D 10M, 18D |
| COMBINED | 37 | 1M, 20D | 1M, 3D | 0M, 7D 7M, 24D | NO | PRETRIAL | | NO | PRETRIAL | | 5M, 22D | 5M, 1D | 2M, 5D 11M, 24D |
| SALEM COUNTY | | | | | | | NO CASES | | | | | | |
| SOMERSET COUNTY | | | | | | | | | | | | | |
| JURY | | | | | | | NO CASES | | | | | | |
| NON-JURY | 12 | 1M, 7D | 0M, 28D | 0M, 8D 3M, 1D | NO | PRETRIAL | | NO | PRETRIAL | | 8M, 25D | 7M, 0D | 3M, 26D 19M, 16D |
| COMBINED | 12 | 1M, 7D | 0M, 28D | 0M, 8D 3M, 1D | NO | PRETRIAL | | NO | PRETRIAL | | 8M, 25D | 7M, 0D | 3M, 26D 19M, 16D |

COUNTY DISTRICT COURTS - COMPLAINTS ON WHICH TRIALS COMMENCED DURING MARCH, 1977 1/

| COUNTY | NO OF CASES TRIED | PERIOD FROM COMPLAINT TO ANSWER | | | PERIOD FROM ANSWER TO PRETRIAL | | | PERIOD FROM PRETRIAL TO TRIAL | | | PERIOD FROM COMPLAINT TO TRIAL | | |
|-----------------------|-------------------------|------------------------------------|---------|--------------------|-----------------------------------|----------|----------|----------------------------------|----------|-------|-----------------------------------|----------|---------------------|
| | | MEAN | MEDIAN | RANGE | MEAN | MEDIAN | RANGE | MEAN | MEDIAN | RANGE | MEAN | MEDIAN | RANGE |
| SUSSEX COUNTY | | | | | | | | | | | | | |
| JURY | | | | | | | NO CASES | | | | | | |
| NON-JURY | 7 | 0M, 14D | 0M, 14D | 0M, 0D 0M, 20D | NO | PRETRIAL | | NO | PRETRIAL | | 8M, 12D | 7M, 24D | 2M, 14D 19M, 17D |
| COMBINED | 7 | 0M, 14D | 0M, 14D | 3M, 0D 0M, 20D | NO | PRETRIAL | | NO | PRETRIAL | | 8M, 12D | 7M, 24D | 2M, 14D 19M, 17D |
| UNION COUNTY | | | | | | | | | | | | | |
| JURY | | | | | | | NO CASES | | | | | | |
| NON-JURY | 45 | 0M, 26D | 0M, 24D | 0M, 0D 3M, 8D | NO | PRETRIAL | | NO | PRETRIAL | | 4M, 16D | 3M, 15D | 0M, 0D 24M, 23D |
| COMBINED | 45 | 0M, 26D | 0M, 24D | 0M, 0D 3M, 8D | NO | PRETRIAL | | NO | PRETRIAL | | 4M, 16D | 3M, 15D | 0M, 0D 24M, 23D |
| WARREN COUNTY | | | | | | | | | | | | | |
| JURY | | | | | | | NO CASES | | | | | | |
| NON-JURY | 7 | 3M, 23D | 0M, 16D | 0M, 7D 2M, 21D | NO | PRETRIAL | | NO | PRETRIAL | | 7M, 29D | 6M, 4D | 3M, 15D 19M, 25D |
| COMBINED | 7 | 0M, 23D | 0M, 16D | 0M, 7D 2M, 21D | NO | PRETRIAL | | NO | PRETRIAL | | 7M, 29D | 6M, 4D | 3M, 15D 19M, 25D |
| 8 LARGEST COUNTIES 2/ | | | | | | | | | | | | | |
| JURY | 33 | 1M, 23D | 1M, 8D | 0M, 4D 7M, 24D | NO | PRETRIAL | | NO | PRETRIAL | | 12M, 1D | 10M, 29D | 3M, 0D 65M, 8D |
| NON-JURY | 301 | 1M, 22D | 0M, 26D | 0M, 0D 74M, 17D | NO | PRETRIAL | | NO | PRETRIAL | | 7M, 20D | 6M, 14D | 0M, 0D 77M, 22D |
| COMBINED | 334 | 1M, 22D | 0M, 27D | 0M, 0D 74M, 17D | NO | PRETRIAL | | NO | PRETRIAL | | 8M, 3D | 6M, 26D | 0M, 0D 77M, 22D |

COUNTY DISTRICT COURTS - COMPLAINTS ON WHICH TRIALS COMMENCED DURING MARCH, 1977 ^{1/}

| COUNTY | NO OF CASES TRIED | PERIOD FROM COMPLAINT TO ANSWER | | | PERIOD FROM ANSWER TO PRETRIAL | | | PERIOD FROM PRETRIAL TO TRIAL | | | PERIOD FROM COMPLAINT TO TRIAL | | |
|-----------------------|-------------------------|------------------------------------|---------|--------------------|-----------------------------------|-----------------|-------|----------------------------------|-----------------|-------|-----------------------------------|----------|---------------------|
| | | MEAN | MEDIAN | RANGE | MEAN | MEDIAN | RANGE | MEAN | MEDIAN | RANGE | MEAN | MEDIAN | RANGE |
| 13 REMAINING COUNTIES | | | | | | | | | | | | | |
| JURY | 11 | 1M, 16D | 0M, 29D | 0M, 0D 4M, 17D | N O | P R E T R I A L | | N O | P R E T R I A L | | 11M, 6D | 11M, 29D | 4M, 4D 17M, 0D |
| NON-JURY | 113 | 1M, 11D | 0M, 24D | 0M, 0D 8M, 10D | N O | P R E T R I A L | | N O | P R E T R I A L | | 7M, 16D | 7M, 2D | 1M, 14D 25M, 18D |
| COMBINED | 124 | 1M, 11D | 0M, 24D | 0M, 0D 8M, 10D | N O | P R E T R I A L | | N O | P R E T R I A L | | 7M, 25D | 7M, 4D | 1M, 14D 25M, 18D |
| STATE TOTAL | | | | | | | | | | | | | |
| JURY | 44 | 1M, 21D | 1M, 4D | 0M, 0D 7M, 24D | N O | P R E T R I A L | | N O | P R E T R I A L | | 11M, 25D | 11M, 2D | 3M, 0D 65M, 8D |
| NON-JURY | 414 | 1M, 19D | 0M, 26D | 0M, 0D 74M, 17D | N O | P R E T R I A L | | N O | P R E T R I A L | | 7M, 18D | 6M, 15D | 0M, 0D 77M, 22D |
| COMBINED | 458 | 1M, 19D | 0M, 26D | 0M, 0D 74M, 17D | N O | P R E T R I A L | | N O | P R E T R I A L | | 8M, 1D | 6M, 28D | 0M, 0D 77M, 22D |

^{1/} Excluding Small Claims and Tenancy.

^{2/} As to population, 1970 U.S. Census: Bergen, Camden, Essex, Hudson, Middlesex, Monmouth, Passaic, Union.
Also coincides with estimated population, 7/1/76, official State estimates by Office of Business Economics,
N. J. Department of Labor & Industry.

Note:

When "*NONE" is used in place of the range, there is either a single case (time interval) in that category
or 2 or more cases with the same time interval.

COUNTY DISTRICT COURTS--AUTO NEGLIGENCE TRIALS COMMENCED DURING MARCH 1977 AND OCTOBER 1976
PERIOD FROM COMPLAINT TO TRIAL
Summary Of Time Interval Studies and Comparison Of Totals With March 1976 Study

| COUNTY | Date of Study | Total Auto Negligence Trials Commenced | | | | Personal Injury | | | | No Personal Injury | | | |
|-----------------------|---------------|--|--------|--------|---------------|--------------------|---------------|--------|---------------|--------------------|--------|--------|---------------|
| | | Total No. of Cases | Mean | Median | Range | Total No. of Cases | Mean | Median | Range | Total No. of Cases | Mean | Median | Range |
| 8 Largest Counties * | 3/77 | 18 | 13m17d | 9m 0d | 3m25d-65m 8d | 3 | 27m 7d | 12m19d | 3m25d-65m 8d | 15 | 10m25d | 8m 5d | 5m 0d-35m 4d |
| Jury | 10/76 | 16 | 11m23d | 9m27d | 4m22d-36m 5d | 4 | 11m28d | 11m26d | 9m13d-14m16d | 12 | 11m21d | 9m 4d | 4m22d-36m 5d |
| Non-Jury | 3/77 | 38 | 8m10d | 5m17d | 1m13d-77m22d | 4 | 5m22d | 4m 8d | 2m29d-11m11d | 34 | 8m19d | 5m24d | 1m13d-77m22d |
| | 10/76 | 41 | 8m24d | 7m18d | 2m 8d-33m 8d | 2 | 23m 1d | 23m 1d | 12m25d-33m 8d | 39 | 8m 2d | 7m13d | 2m 8d-25m 4d |
| Combined | 3/77 | 56 | 10m 0d | 7m 6d | 1m13d-77m22d | 7 | 14m28d | 5m 1d | 2m29d-65m 8d | 49 | 9m 9d | 7m 8d | 1m13d-77m22d |
| | 10/76 | 57 | 9m19d | 8m12d | 2m 8d-36m 5d | 6 | 15m19d | 13m 7d | 9m13d-33m 8d | 51 | 8m28d | 7m18d | 2m 8d-36m 5d |
| 13 Remaining Counties | 3/77 | 2 | 10m15d | 10m15d | 5m 9d-15m22d | 0 | -----No Cases | ----- | ----- | 2 | 10m15d | 10m15d | 5m 9d-15m22d |
| Jury | 10/76 | 5 | 17m27d | 14m 1d | 10m22d-27m12d | 2 | 19m17d | 19m17d | 14m 1d-25m 3d | 3 | 16m24d | 12m 9d | 10m22d-27m12d |
| Non-Jury | 3/77 | 16 | 7m23d | 6m11d | 2m21d-19m25d | 0 | -----No Cases | ----- | ----- | 16 | 7m23d | 6m11d | 2m21d-19m25d |
| | 10/76 | 7 | 7m27d | 8m18d | 5m19d-9m10d | 0 | -----No Cases | ----- | ----- | 7 | 7m27d | 8m18d | 5m19d-9m10d |
| Combined | 3/77 | 18 | 8m 2d | 6m11d | 2m21d-19m25d | 0 | -----No Cases | ----- | ----- | 18 | 8m 2d | 6m11d | 2m21d-19m25d |
| | 10/76 | 12 | 12m 2d | 9m 5d | 5m19d-27m12d | 2 | 19m17d | 19m17d | 14m 1d-25m 3d | 10 | 10m17d | 8m25d | 5m19d-27m12d |
| STATE TOTAL | 3/77 | 20 | 13m 8d | 9m 0d | 3m25d-65m 8d | 3 | 27m 7d | 12m19d | 3m25d-65m 8d | 17 | 10m24d | 8m 5d | 5m 0d-35m 4d |
| Jury | 10/76 | 21 | 13m 7d | 10m17d | 4m22d-36m 5d | 6 | 14m14d | 13m25d | 9m13d-25m 3d | 15 | 12m22d | 10m10d | 4m22d-36m 5d |
| | 3/76 | 14 | 10m26d | 10m 4d | 4m16d-24m25d | 2 | 9m11d | 9m11d | 8m14d-10m 8d | 12 | 11m 3d | 10m 4d | 4m16d-24m25d |
| Non-Jury | 3/77 | 54 | 8m 5d | 6m 3d | 1m13d-77m22d | 4 | 5m22d | 4m 8d | 2m29d-11m11d | 50 | 8m10d | 6m 7d | 1m13d-77m22d |
| | 10/76 | 48 | 8m20d | 7m18d | 2m 8d-33m 8d | 2 | 23m 1d | 23m 1d | 12m25d-33m 8d | 46 | 8m 1d | 7m15d | 2m 8d-25m 4d |
| | 3/76 | 54 | 8m29d | 7m21d | 2m14d-27m 7d | 4 | 9m13d | 8m27d | 4m15d-15m14d | 50 | 8m28d | 7m21d | 2m14d-27m 7d |
| Combined | 3/77 | 74 | 9m16d | 7m 0d | 1m13d-77m22d | 7 | 14m28d | 5m 1d | 2m29d-65m 8d | 67 | 8m29d | 7m 4d | 1m13d-77m22d |
| | 10/76 | 69 | 10m 2d | 8m18d | 2m 8d-36m 5d | 8 | 16m18d | 13m25d | 9m13d-33m 8d | 61 | 9m 6d | 8m 5d | 2m 8d-36m 5d |
| | 3/76 | 68 | 9m11d | 8m 1d | 2m14d-27m 7d | 6 | 9m13d | 9m11d | 4m15d-15m14d | 62 | 9m11d | 7m29d | 2m14d-27m 7d |

* As to population, 1970 U.S. Census: Bergen, Camden, Essex, Hudson, Middlesex, Monmouth, Passaic, Union. Also coincides with estimated population, 7/1/76, official State estimates by Office of Business Economics, N.J. Department of Labor & Industry.

COUNTY DISTRICT COURTS--TORT TRIALS OTHER THAN AUTO NEGLIGENCE COMMENCED DURING MARCH 1977 AND OCTOBER 1976
PERIOD FROM COMPLAINT TO TRIAL
Summary Of Time Interval Studies And Comparison Of Totals With March 1976 Study

| COUNTY | Date of Study | Total Tort Trials Other Than Auto Negligence Commenced | | | | Personal Injury | | | | No Personal Injury | | | |
|-----------------------|---------------|--|--------|--------|--------------|--------------------|---------------|--------|--------------|--------------------|--------|--------|---------------|
| | | Total No. of Cases | Mean | Median | Range | Total No. of Cases | Mean | Median | Range | Total No. of Cases | Mean | Median | Range |
| 8 Largest Counties* | 3/77 | 5 | 8m27d | 10m 7d | 5m16d-11m 1d | 1 | 10m29d | 10m29d | **None | 4 | 8m11d | 8m14d | 5m16d-11m 1d |
| Jury | 10/76 | 8 | 8m27d | 7m15d | 2m11d-19m25d | 5 | 8m 9d | 7m21d | 2m11d-13m16d | 3 | 9m28d | 5m22d | 4m 8d-19m25d |
| Non-Jury | 3/77 | 21 | 5m21d | 3m24d | 1m25d-26m11d | 4 | 5m26d | 5m19d | 3m17d-8m21d | 17 | 5m20d | 3m15d | 1m25d-26m11d |
| | 10/76 | 18 | 6m28d | 6m 2d | 3m 1d-12m20d | 5 | 6m25d | 6m29d | 5m10d-8m29d | 13 | 7m 0d | 5m23d | 3m 1d-12m20d |
| Combined | 3/77 | 26 | 6m 9d | 5m19d | 1m25d-26m11d | 5 | 6m27d | 5m23d | 3m17d-10m29d | 21 | 6m 5d | 5m16d | 1m25d-26m11d |
| | 10/76 | 26 | 7m17d | 6m18d | 2m11d-19m25d | 10 | 7m17d | 7m 4d | 2m11d-13m16d | 16 | 7m16d | 5m22d | 3m 1d-19m25d |
| 13 Remaining Counties | 3/77 | 5 | 12m20d | 13m 8d | 5m 9d-17m 0d | 2 | 8m16d | 8m16d | 5m 9d-11m23d | 3 | 15m12d | 15m28d | 13m 8d-17m 0d |
| Jury | 10/76 | 4 | 10m20d | 11m 2d | 7m27d-12m18d | 0 | -----No Cases | ----- | ----- | 4 | 10m20d | 11m 2d | 7m27d-12m18d |
| Non-Jury | 3/77 | 20 | 5m12d | 5m15d | 1m14d-11m 4d | 0 | -----No Cases | ----- | ----- | 20 | 5m12d | 5m15d | 1m14d-11m 4d |
| | 10/76 | 5 | 6m 2d | 6m 6d | 1m27d-10m17d | 0 | -----No Cases | ----- | ----- | 5 | 6m 2d | 6m 6d | 1m27d-10m17d |
| Combined | 3/77 | 25 | 6m26d | 5m22d | 1m14d-17m 0d | 2 | 8m16d | 8m16d | 5m 9d-11m23d | 23 | 6m21d | 5m22d | 1m14d-17m 0d |
| | 10/76 | 9 | 8m 3d | 8m 3d | 1m27d-12m18d | 0 | -----No Cases | ----- | ----- | 9 | 8m 3d | 8m 3d | 1m27d-12m18d |
| STATE TOTAL | 3/77 | 10 | 10m23d | 11m 0d | 5m 9d-17m 0d | 3 | 9m10d | 10m29d | 5m 9d-11m23d | 7 | 11m12d | 11m 1d | 5m16d-17m 0d |
| Jury | 10/76 | 12 | 9m15d | 9m 6d | 2m11d-19m25d | 5 | 8m 9d | 7m21d | 2m11d-13m16d | 7 | 10m11d | 10m28d | 4m 8d-19m25d |
| Non-Jury | 3/76 | 10 | 10m29d | 8m 9d | 3m18d-35m 2d | 4 | 11m 1d | 10m21d | 7m14d-15m 9d | 6 | 10m28d | 6m14d | 3m18d-35m 2d |
| | 3/77 | 41 | 5m17d | 5m14d | 1m14d-26m11d | 4 | 5m26d | 5m19d | 3m17d-8m21d | 37 | 5m16d | 5m13d | 1m14d-26m11d |
| | 10/76 | 23 | 6m23d | 6m 6d | 1m27d-12m20d | 5 | 6m25d | 6m29d | 5m10d-8m29d | 18 | 6m22d | 5m29d | 1m27d-12m20d |
| Combined | 3/76 | 31 | 7m 9d | 6m 8d | 1m 7d-20m 3d | 5 | 6m 4d | 2m 5d | 1m16d-20m 3d | 26 | 7m16d | 6m29d | 1m 7d-20m 3d |
| | 3/77 | 51 | 6m17d | 5m22d | 1m14d-26m11d | 7 | 7m11d | 5m23d | 5m17d-11m23d | 44 | 6m14d | 5m19d | 1m14d-26m11d |
| | 10/76 | 35 | 7m21d | 6m29d | 1m27d-19m25d | 10 | 7m17d | 7m 4d | 2m11d-13m16d | 25 | 7m23d | 6m 8d | 1m27d-19m25d |
| | 3/76 | 41 | 8m 6d | 7m 4d | 1m 7d-35m 2d | 9 | 8m10d | 7m14d | 1m16d-20m 3d | 32 | 8m 5d | 6m29d | 1m 7d-35m 2d |

* As to population, 1970 U.S. Census: Bergen, Camden, Essex, Hudson, Middlesex, Monmouth, Passaic, Union. Also coincides with estimated population, 7/1/76, official State estimates by Office of Business Economics, N.J. Department of Labor & Industry.

** Where "NONE" is used in place of the range, there is either a single case (time interval) in that category or 2 or more cases with the same time interval.

COUNTY DISTRICT COURTS - CONTRACT TRIALS COMMENCED DURING
MARCH, 1977 AND OCTOBER, 1976
PERIOD FROM COMPLAINT TO TRIAL
SUMMARY OF TIME INTERVAL STUDIES AND COMPARISON OF TOTALS
WITH MARCH, 1976 STUDY

| COUNTY | DATE OF STUDY | TOTAL CONTRACT TRIALS COMMENCED | | | |
|------------------------------|---------------------|---------------------------------|--------|--------|------------------|
| | | CASES TRIED | MEAN | MEDIAN | RANGE |
| <u>8 Largest Counties*</u> | | | | | |
| Jury | 3/77 | 10 | 10m24d | 11m23d | 3m 0d- 17m 3d |
| | 10/76 | 10 | 11m 0d | 9m 4d | 3m23d- 27m12d |
| Non-Jury | 3/77 | 242 | 7m22d | 6m21d | 0m 0d- 34m 0d |
| | 10/76 | 238 | 8m 6d | 8m 1d | 2m 2d- 24m 0d |
| Combined | 3/77 | 252 | 7m25d | 6m28d | 0m 0d- 34m 0d |
| | 10/76 | 248 | 8m10d | 8m 2d | 2m 2d- 27m12d |
| <u>13 Remaining Counties</u> | | | | | |
| Jury | 3/77 | 4 | 9m22d | 9m21d | 4m 4d- 15m12d |
| | 10/76 | 3 | 6m26d | 6m 3d | 5m15d- 9m 1d |
| Non-Jury | 3/77 | 77 | 8m 1d | 7m 7d | 1m24d- 25m18d |
| | 10/76 | 57 | 8m 4d | 7m 2d | 2m13d- 18m17d |
| Combined | 3/77 | 81 | 8m 3d | 7m 8d | 1m24d- 25m18d |
| | 10/76 | 60 | 8m 2d | 6m29d | 2m13d- 18m17d |
| <u>STATE TOTAL</u> | | | | | |
| Jury | 3/77 | 14 | 10m15d | 11m23d | 3m 0d- 17m 3d |
| | 10/76 | 13 | 10m 1d | 8m20d | 3m23d- 27m12d |
| | 3/76 | 18 | 8m23d | 8m24d | 2m16d- 13m10d |
| Non-Jury | 3/77 | 319 | 7m24d | 6m29d | 0m 0d- 34m 0d |
| | 10/76 | 295 | 8m 6d | 7m26d | 2m 2d- 24m 0d |
| | 3/76 | 306 | 7m25d | 7m 4d | 1m12d- 56m 8d |
| Combined | 3/77 | 333 | 7m27d | 7m 2d | 0m 0d- 34m 0d |
| | 10/77 | 308 | 8m 8d | 8m 1d | 2m 2d- 27m12d |
| | 3/76 | 324 | 7m26d | 7m 4d | 1m12d- 56m 8d |

*As to population, 1970 U.S. Census: Bergen, Camden, Essex, Hudson, Middlesex, Monmouth, Passaic, Union. Also coincides with estimated population, 7/1/76, official State estimates by Office of Business Economics, N.J. Department of Labor and Industry.

COUNTY DISTRICT COURTS
MONEY JUDGMENTS
September 1, 1976 to August 31, 1977

| COUNTY | Up to \$50 Inc. | | \$50.01 to \$100 | | \$100.01 to \$200 | | \$200.01 to \$300 | | \$300.01 to \$400 | | \$400.01 to \$500 | | \$500.01 to \$750 | | \$750.01 to \$1000 | | \$1000.01 to \$3000 | | \$3000.01 and Up | | Total | |
|------------------|-----------------|-------|------------------|-------|-------------------|--------|-------------------|--------|-------------------|-------|-------------------|-------|-------------------|--------|--------------------|-------|---------------------|--------|------------------|-------|-----------|--------|
| | Auto Neg. | Other | Auto Neg. | Other | Auto Neg. | Other | Auto Neg. | Other | Auto Neg. | Other | Auto Neg. | Other | Auto Neg. | Other | Auto Neg. | Other | Auto Neg. | Other | Auto Neg. | Other | Auto Neg. | Other |
| Atlantic | 1 | 73 | 3 | 188 | 4 | 497 | 5 | 382 | 3 | 425 | 2 | 376 | 7 | 482 | 6 | 376 | 18 | 580 | 1 | 5 | 50 | 3,383 |
| Bergen | 29 | 386 | 62 | 857 | 80 | 1,741 | 69 | 1,298 | 45 | 1,103 | 60 | 895 | 20 | 1,370 | 17 | 884 | 19 | 2,099 | 0 | 0 | 401 | 10,633 |
| Burlington | 0 | 22 | 0 | 91 | 6 | 346 | 10 | 362 | 4 | 297 | 10 | 261 | 16 | 546 | 9 | 405 | 24 | 1,117 | 0 | 4 | 79 | 3,451 |
| Camden | 0 | 9 | 4 | 344 | 5 | 720 | 18 | 614 | 9 | 533 | 9 | 533 | 21 | 1,007 | 17 | 728 | 33 | 1,489 | 1 | 44 | 117 | 6,021 |
| Cape May | 0 | 50 | 1 | 77 | 1 | 168 | 1 | 130 | 3 | 101 | 2 | 97 | 1 | 134 | 6 | 88 | 8 | 263 | 0 | 0 | 23 | 1,108 |
| Cumberland | 0 | 194 | 0 | 196 | 0 | 325 | 3 | 251 | 3 | 207 | 3 | 185 | 6 | 328 | 3 | 231 | 11 | 500 | 0 | 0 | 29 | 2,417 |
| Essex | 20 | 363 | 41 | 1,055 | 76 | 1,908 | 75 | 1,487 | 62 | 1,151 | 61 | 1,394 | 63 | 1,936 | 56 | 1,345 | 120 | 2,302 | 0 | 0 | 574 | 12,941 |
| Gloucester | 0 | 23 | 1 | 74 | 1 | 240 | 3 | 231 | 2 | 186 | 4 | 165 | 5 | 295 | 6 | 224 | 11 | 477 | 0 | 1 | 33 | 1,916 |
| Hudson | 0 | 253 | 7 | 607 | 42 | 1,346 | 28 | 1,004 | 20 | 772 | 29 | 690 | 32 | 1,130 | 16 | 742 | 49 | 1,649 | 0 | 1 | 223 | 8,194 |
| Hunterdon | 0 | 23 | 0 | 25 | 0 | 93 | 1 | 94 | 2 | 54 | 1 | 66 | 0 | 90 | 1 | 64 | 2 | 173 | 0 | 15 | 7 | 697 |
| Mercer | 0 | 120 | 3 | 315 | 14 | 810 | 15 | 640 | 8 | 491 | 18 | 561 | 22 | 727 | 10 | 477 | 26 | 978 | 3 | 1 | 119 | 5,120 |
| Middlesex | 2 | 128 | 4 | 455 | 27 | 1,033 | 19 | 825 | 16 | 600 | 10 | 497 | 32 | 875 | 17 | 621 | 28 | 1,143 | 1 | 3 | 156 | 6,180 |
| Monmouth | 1 | 102 | 2 | 264 | 6 | 773 | 14 | 761 | 5 | 610 | 16 | 573 | 17 | 979 | 16 | 682 | 22 | 1,493 | 0 | 0 | 99 | 6,237 |
| Morris | 2 | 149 | 8 | 267 | 13 | 563 | 13 | 446 | 4 | 360 | 6 | 337 | 7 | 406 | 9 | 270 | 17 | 673 | 0 | 0 | 79 | 3,471 |
| Ocean | 0 | 16 | 0 | 119 | 0 | 374 | 3 | 336 | 2 | 302 | 6 | 260 | 5 | 540 | 3 | 394 | 8 | 999 | 0 | 5 | 27 | 3,345 |
| Passaic | 0 | 246 | 16 | 686 | 36 | 1,334 | 43 | 932 | 35 | 636 | 36 | 504 | 48 | 885 | 26 | 567 | 60 | 1,197 | 4 | 1 | 304 | 6,988 |
| Salem | 0 | 1 | 0 | 6 | 0 | 31 | 2 | 63 | 0 | 41 | 3 | 40 | 3 | 97 | 6 | 71 | 2 | 144 | 0 | 6 | 16 | 500 |
| Somerset | 1 | 63 | 4 | 162 | 14 | 442 | 11 | 300 | 9 | 241 | 10 | 209 | 9 | 346 | 4 | 194 | 12 | 457 | 0 | 11 | 74 | 2,425 |
| Sussex | 0 | 53 | 0 | 89 | 1 | 205 | 1 | 174 | 0 | 159 | 0 | 139 | 0 | 164 | 0 | 120 | 3 | 260 | 1 | 1 | 6 | 1,364 |
| Union | 1 | 199 | 7 | 491 | 8 | 1,173 | 12 | 842 | 16 | 661 | 17 | 583 | 23 | 984 | 21 | 609 | 27 | 1,278 | 0 | 64 | 132 | 6,884 |
| Warren | 0 | 7 | 0 | 25 | 2 | 98 | 4 | 78 | 1 | 70 | 1 | 60 | 2 | 97 | 3 | 79 | 4 | 193 | 2 | 0 | 19 | 707 |
| TOTAL | 57 | 2,480 | 163 | 6,393 | 336 | 14,220 | 350 | 11,250 | 249 | 9,000 | 304 | 8,425 | 339 | 13,417 | 252 | 9,171 | 504 | 19,464 | 13 | 162 | 2,567 | 93,982 |
| TOTAL 1 YEAR AGO | 14 | 2,745 | 97 | 6,990 | 298 | 14,682 | 350 | 11,610 | 314 | 9,446 | 289 | 7,742 | 404 | 13,038 | 277 | 9,126 | 547 | 18,817 | 24 | 186 | 2,614 | 94,382 |

Source: District Court Clerks' Offices.

STATUS AND NUMBER OF MUNICIPAL COURTS AND JUDGES

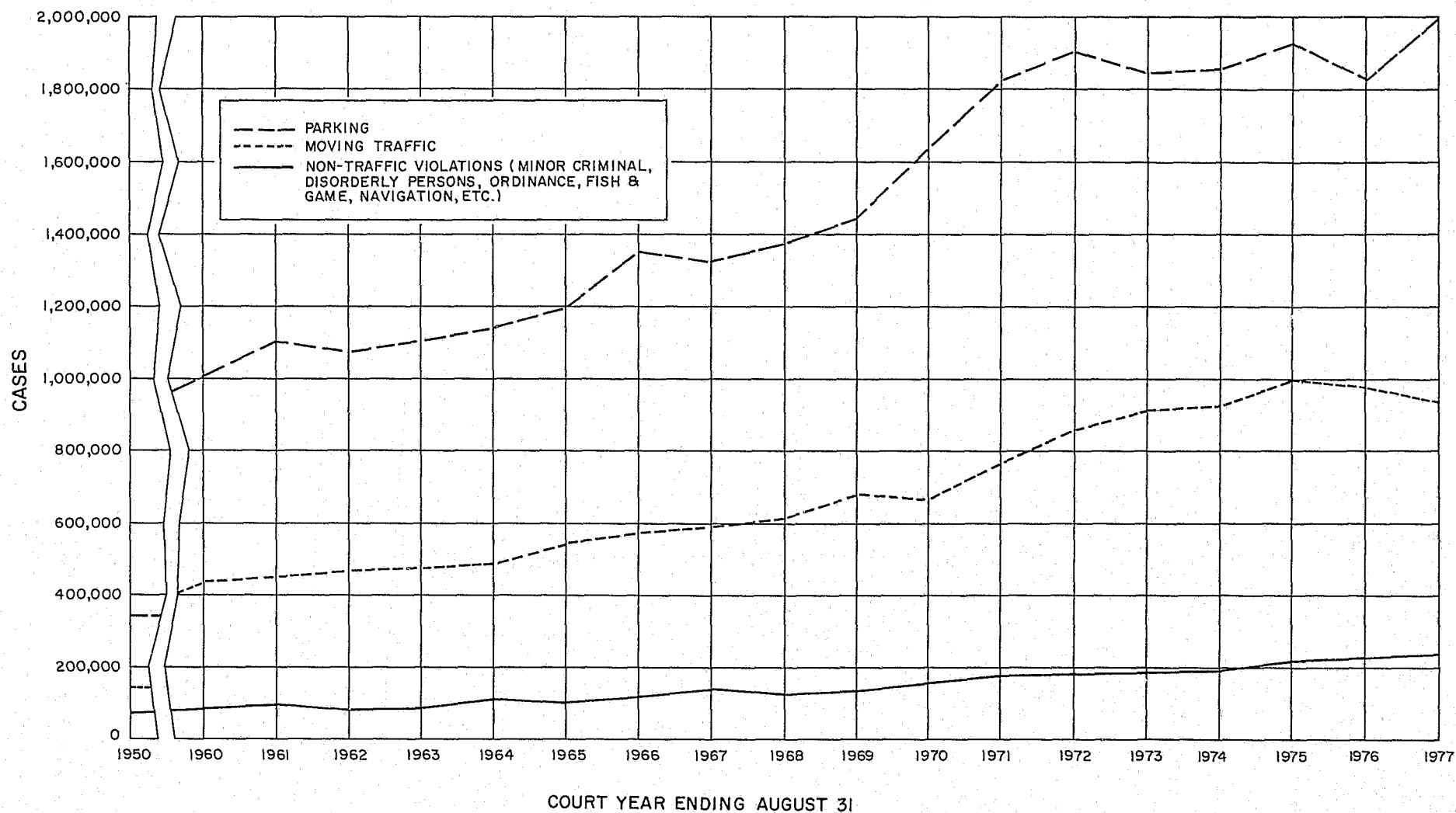
AS OF AUGUST 31, 1977

| COUNTY | Total Number of Courts Not Including District Courts | Average Area Per Court (Sq. Mile) | Number of Joint Courts | Number of Municipalities Covered by Joint Courts | Courts with Total of 50 Hours or Less on Bench During 1976-7 | Municipal Judges | | |
|--------------|--|-----------------------------------|------------------------|--|--|------------------|--------------|-------------|
| | | | | | | Lawyers | *Non-Lawyers | Total |
| Atlantic | 20 | 31 | 1 | 3 | 2 | 13 | 1 | 14 |
| Bergen | 71 | 3 | 0 | 0 | 5 | 56 | 1 | 57 |
| Burlington | 38 | 22 | 2 | 4 | 0 | 15 | 2 | 17 |
| Camden | 36 | 6 | 0 | 0 | 6 | 19 | 0 | 19 |
| Cape May | 16 | 28 | 0 | 0 | 3 | 7 | 1 | 8 |
| Cumberland | 13 | 51 | 0 | 0 | 5 | 6 | 0 | 6 |
| Essex | 22 | 6 | 0 | 0 | 1 | 28 | 0 | 28 |
| Gloucester | 22 | 15 | 2 | 4 | 6 | 9 | 1 | 10 |
| Hudson | 12 | 5 | 0 | 0 | 0 | 17 | 0 | 17 |
| Hunterdon | 11 | 40 | 4 | 19 | 4 | 7 | 0 | 7 |
| Mercer | 13 | 18 | 0 | 0 | 1 | 12 | 0 | 12 |
| Middlesex | 25 | 13 | 0 | 0 | 1 | 23 | 0 | 23 |
| Monmouth | 53 | 10 | 1 | 2 | 11 | 39 | 0 | 39 |
| Morris | 40 | 12 | 0 | 0 | 2 | 31 | 0 | 31 |
| Ocean | 31 | 24 | 2 | 4 | 9 | 19 | 0 | 19 |
| Passaic | 16 | 12 | 0 | 0 | 0 | 15 | 0 | 15 |
| Salem | 15 | 25 | 0 | 0 | 7 | 4 | 0 | 4 |
| Somerset | 21 | 15 | 0 | 0 | 4 | 19 | 0 | 19 |
| Sussex | 17 | 31 | 4 | 10 | 3 | 12 | 0 | 12 |
| Union | 21 | 5 | 0 | 0 | 0 | 20 | 1 | 21 |
| Warren | 14 | 26 | 2 | 5 | 5 | 7 | 0 | 7 |
| TOTAL | 527 | 16 | 18 | 51 | 83 | 378 | 7 | 385 |
| | | | | | 15.8% | 98.2% | 1.8% | 100% |

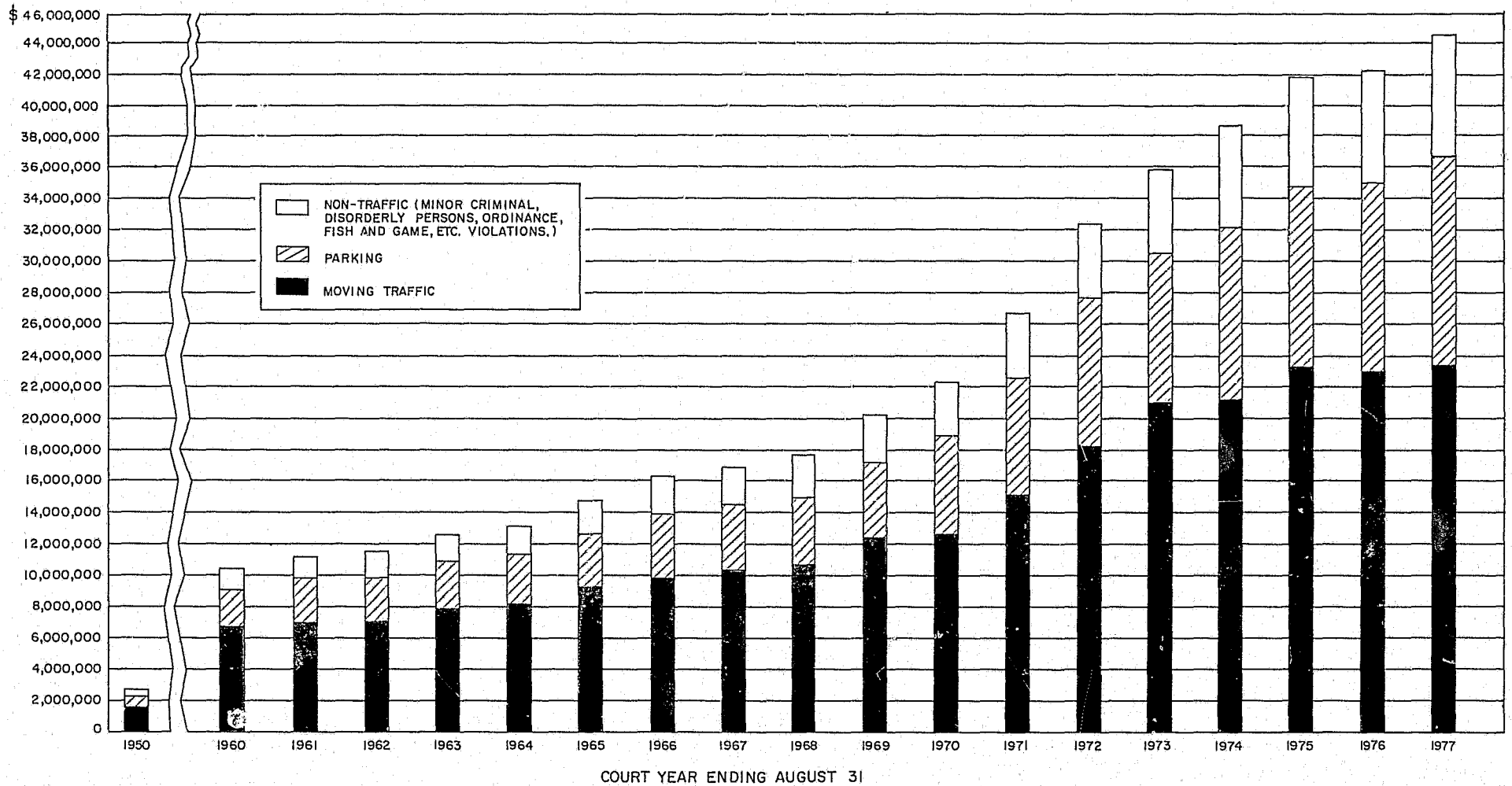
*By statute, a municipal court judge must be an attorney at law of this State or have held the office of municipal court magistrate, recorder, police judge or justice of the peace on January 1, 1952. While all of these offices, except that of municipal court judge, have been abolished, non-attorneys continue to serve as judges of the municipal courts because they held one of the specified offices on January 1, 1952.

**MUNICIPAL COURTS
COMPLAINTS DISPOSED OF
BY COURT HEARINGS AND IN THE VIOLATIONS BUREAUS**

BY COURT YEARS ENDING AUGUST 31,
1960 TO DATE COMPARED WITH 1950

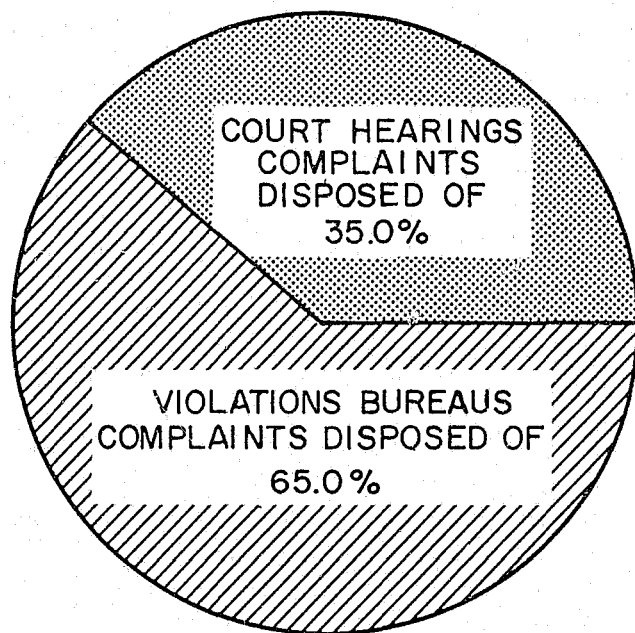


MUNICIPAL COURT FINES, COURT COSTS, AND FORFEITURES OF BAIL
COURT YEARS ENDING AUGUST 31
1960 TO DATE COMPARED WITH 1950



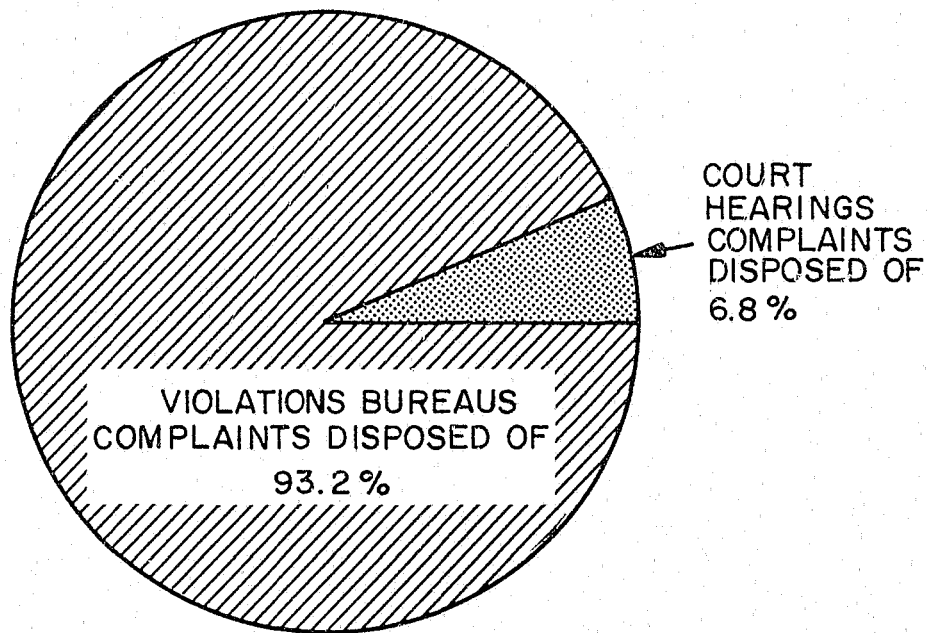
MUNICIPAL COURTS OF NEW JERSEY
SEPTEMBER 1, 1976 TO AUGUST 31, 1977

DISPOSITION OF COMPLAINTS BY COURT HEARINGS AND VIOLATIONS BUREAUS



NON-PARKING TRAFFIC CASES

TOTAL 943,520 COMPLAINTS
DISPOSED OF



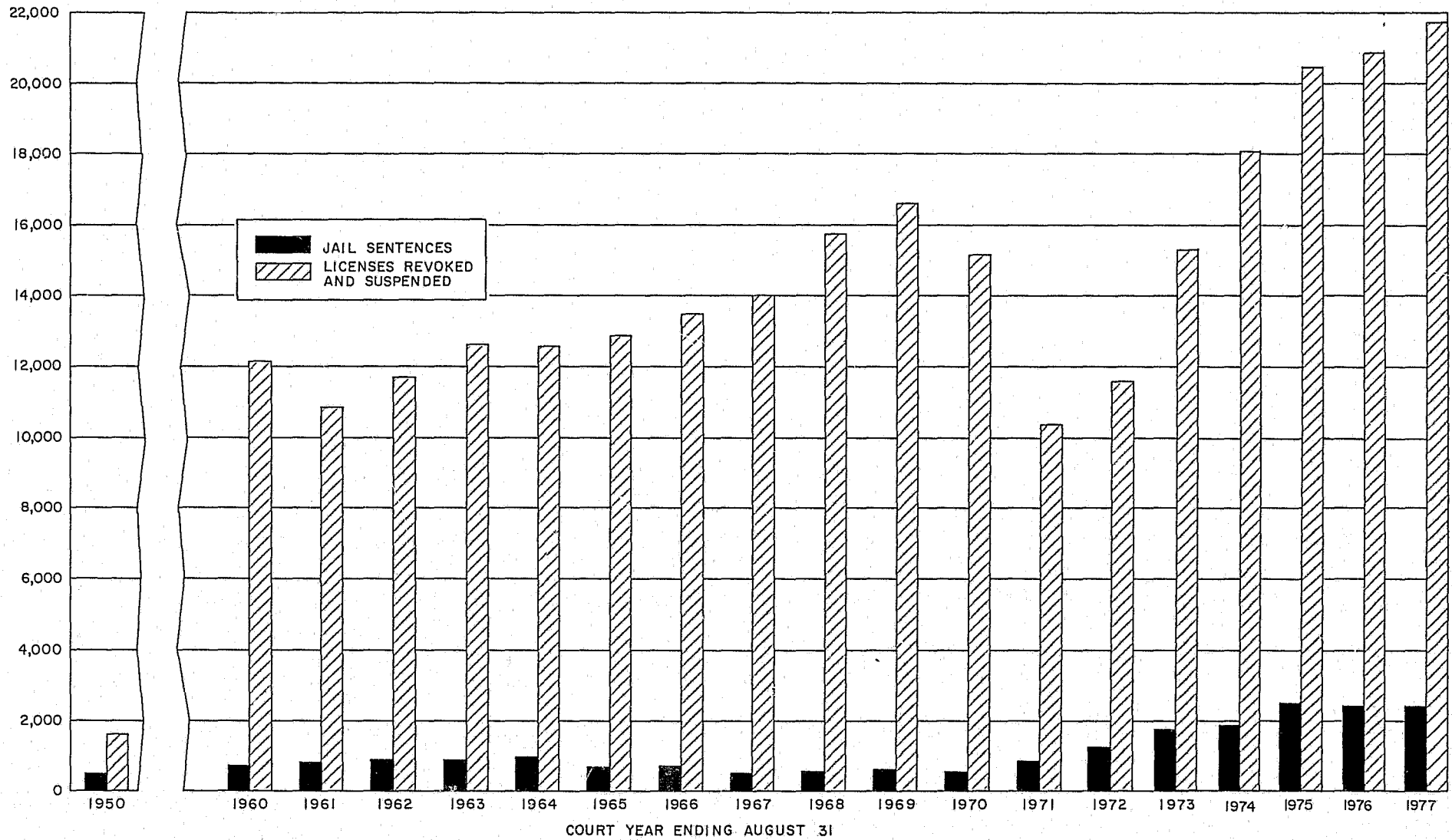
PARKING CASES

TOTAL 1,933,677 COMPLAINTS
DISPOSED OF

NOTE: ONLY 9.2% OF THE NON-TRAFFIC CASES
WERE DISPOSED OF IN THE VIOLATIONS BUREAUS

**MUNICIPAL COURTS
TRAFFIC (Parking and Non-Parking) CASES
JAIL SENTENCES AND LICENSE REVOCATIONS AND SUSPENSIONS ***

COURT YEAR ENDING AUGUST 31,
1960 TO DATE COMPARED WITH 1950



* JAIL SENTENCES ARE FOR TRAFFIC (Parking and Non-Parking) CASES ONLY. LICENSE REVOCATIONS DO NOT INCLUDE THOSE REVOKED OR SUSPENDED BY THE DIRECTOR OF MOTOR VEHICLES, BUT DO INCLUDE 100 REVOCATIONS AND SUSPENSIONS IN DISORDERLY PERSONS AND OTHER VIOLATIONS AS PROVIDED BY STATUTES.

PROCEEDINGS IN THE MUNICIPAL COURTS ⁽¹⁾
TRAFFIC CASES (NON-PARKING), PARKING CASES AND CRIMINAL CASES
SEPTEMBER 1, 1976 TO AUGUST 31, 1977

| COUNTY AND TYPE OF CASE | TOTAL HOURS ON BENCH (REPORTED MONTHLY TO NEAREST HOUR) (2) | NOTICES IN LIEU OF COMPLAINTS HEARD, R-7-2, ("INFORMAL COMPLAINTS") (3) | COMPLAINTS FILED | INDICTABLE COMPLAINTS REFERRED TO COUNTY PROSECUTOR (4) | COMPLAINTS REFERRED TO J & DR COURT OR OTHER MUNICIPAL COURT | COMPLAINTS ADJUDICATED IN MUNIC. CT., ON WAIVER OF INDICT. & JURY TRIAL (5) | CONVICTIONS AND GUILTY PLEAS IN OPEN COURT | DISMISSALS AFTER COND. DISCH. (NAR-COTCS) AND PRE-TRIAL INTERVENTION (6) | DISMISSALS AND FINDINGS OF NOT GUILTY OTHER THAN THOSE IN PRIOR COLUMN | COMPLAINTS DISPOSED OF THROUGH VIOLATIONS BUREAU, R-7-7 | FINES, COURT COSTS & FORFEITURES OF BAIL ASSESSED (EVEN IF NOT ACTUALLY REC'D.), TOTAL, COURT & VIOL. BUR. | DEFENDANTS SENTENCED TO JAIL | DEFENDANTS PLACED ON PROBATION (7) | N. J. MOTOR VEHICLE LICENSES REVOKED OR SUSPENDED BY THE COURT (8) | SUSPENDED SENTENCES (9) |
|---------------------------------|---|---|------------------|---|--|---|--|--|--|---|--|------------------------------|------------------------------------|--|-------------------------|
| ATLANTIC COUNTY TOTALS | | | | | | | | | | | | | | | |
| TRAF | 1,704 | 0 | 40,157 | 0 | 15 | 0 | 9,628 | 0 | 1,739 | 24,259 | \$ 1,037,179 | 64 | 0 | 1,045 | 282 |
| PARK | 72 | 0 | 43,454 | 0 | 0 | 0 | 257 | 0 | 473 | 34,978 | \$ 227,654 | 0 | 0 | 0 | 79 |
| CRIM | 1,773 | 205 | 14,695 | 3,045 | 40 | 634 | 3,760 | 335 | 4,057 | 378 | \$ 375,729 | 864 | 241 | 0 | 727 |
| TOTAL | 3,549 | 205 | 98,306 | 3,045 | 55 | 634 | 13,645 | 335 | 6,269 | 59,615 | \$ 1,613,562 | 928 | 241 | 1,054 | 1,088 |
| BERGEN COUNTY TOTALS | | | | | | | | | | | | | | | |
| TRAF | 5,291 | 0 | 88,136 | 0 | 33 | 0 | 22,312 | 0 | 4,832 | 54,634 | \$ 1,855,708 | 65 | 43 | 1,592 | 543 |
| PARK | 939 | 0 | 277,900 | 0 | 2 | 0 | 4,742 | 0 | 3,888 | 241,041 | \$ 1,333,227 | 0 | 1 | 5 | 613 |
| CRIM | 4,345 | 206 | 21,297 | 4,700 | 116 | 505 | 6,354 | 928 | 5,257 | 1,064 | \$ 331,081 | 699 | 643 | 19 | 1,086 |
| TOTAL | 10,575 | 206 | 387,333 | 4,700 | 151 | 505 | 33,408 | 928 | 13,977 | 296,739 | \$ 3,553,016 | 764 | 687 | 1,515 | 2,247 |
| BURLINGTON COUNTY TOTALS | | | | | | | | | | | | | | | |
| TRAF | 3,179 | 0 | 82,408 | 0 | 80 | 0 | 18,148 | 0 | 3,820 | 53,525 | \$ 1,971,860 | 127 | 11 | 1,414 | 1,230 |
| PARK | 74 | 0 | 17,208 | 0 | 0 | 0 | 615 | 0 | 251 | 12,862 | \$ 72,993 | 3 | 0 | 4 | 292 |
| CRIM | 2,320 | 269 | 18,842 | 3,618 | 39 | 114 | 6,831 | 730 | 4,603 | 3,274 | \$ 633,789 | 556 | 279 | 1 | 831 |
| TOTAL | 5,573 | 269 | 118,458 | 3,618 | 119 | 114 | 25,594 | 730 | 8,674 | 69,661 | \$ 2,673,642 | 686 | 290 | 1,417 | 2,353 |
| CAMDEN COUNTY TOTALS | | | | | | | | | | | | | | | |
| TRAF | 2,530 | 0 | 61,365 | 0 | 7 | 0 | 24,300 | 0 | 7,380 | 30,207 | \$ 1,412,687 | 655 | 50 | 1,686 | 1,249 |
| PARK | 270 | 0 | 91,219 | 0 | 0 | 0 | 6,001 | 0 | 3,773 | 68,761 | \$ 573,755 | 15 | 0 | 2 | 158 |
| CRIM | 2,966 | 1,170 | 22,269 | 5,037 | 20 | 201 | 5,373 | 412 | 6,749 | 318 | \$ 513,510 | 447 | 569 | 9 | 1,251 |
| TOTAL | 5,766 | 1,170 | 174,853 | 5,037 | 27 | 201 | 35,674 | 412 | 18,502 | 99,286 | \$ 2,499,952 | 1,117 | 619 | 1,595 | 2,658 |
| CAPE MAY COUNTY TOTALS | | | | | | | | | | | | | | | |
| TRAF | 1,250 | 0 | 17,779 | 0 | 54 | 0 | 5,502 | 0 | 745 | 9,333 | \$ 535,402 | 37 | 3 | 407 | 54 |
| PARK | 212 | 0 | 53,305 | 0 | 0 | 0 | 325 | 0 | 1,127 | 34,538 | \$ 233,439 | 1 | 0 | 5 | 12 |
| CRIM | 1,309 | 18 | 9,162 | 1,835 | 128 | 243 | 3,344 | 123 | 1,641 | 677 | \$ 332,830 | 147 | 10 | 4 | 159 |
| TOTAL | 2,771 | 18 | 80,246 | 1,835 | 182 | 243 | 9,171 | 123 | 3,513 | 44,548 | \$ 1,212,671 | 185 | 13 | 409 | 225 |
| CUMBERLAND COUNTY TOTALS | | | | | | | | | | | | | | | |
| TRAF | 1,638 | 0 | 22,734 | 0 | 87 | 0 | 8,883 | 0 | 2,224 | 11,798 | \$ 530,270 | 176 | 2 | 889 | 1,450 |
| PARK | 24 | 0 | 8,975 | 0 | 0 | 0 | 433 | 0 | 90 | 8,074 | \$ 44,853 | 15 | 0 | 0 | 102 |
| CRIM | 1,129 | 115 | 11,027 | 2,821 | 1,128 | 130 | 4,517 | 69 | 2,870 | 270 | \$ 257,068 | 340 | 125 | 1 | 1,105 |
| TOTAL | 2,791 | 115 | 42,736 | 2,821 | 1,215 | 130 | 13,833 | 69 | 5,184 | 20,142 | \$ 832,191 | 541 | 127 | 889 | 2,557 |
| ESSEX COUNTY TOTALS | | | | | | | | | | | | | | | |
| TRAF | 3,754 | 0 | 79,665 | 0 | 3 | 0 | 20,750 | 0 | 4,411 | 50,134 | \$ 1,837,562 | 100 | 123 | 1,220 | 1,112 |
| PARK | 1,000 | 0 | 522,796 | 0 | 2 | 0 | 30,567 | 0 | 10,635 | 358,072 | \$ 3,634,280 | 53 | 159 | 10 | 8,192 |
| CRIM | 9,409 | 1,458 | 45,395 | 13,480 | 221 | 1,019 | 14,003 | 635 | 10,487 | 1,090 | \$ 939,702 | 1,354 | 1,643 | 5 | 2,778 |
| TOTAL | 14,163 | 1,458 | 647,856 | 13,480 | 226 | 1,019 | 65,320 | 635 | 25,533 | 409,296 | \$ 5,333,544 | 1,507 | 1,925 | 1,236 | 12,082 |
| GLOUCESTER COUNTY TOTALS | | | | | | | | | | | | | | | |
| TRAF | 1,455 | 0 | 31,269 | 0 | 6 | 0 | 8,564 | 0 | 2,480 | 17,530 | \$ 735,288 | 43 | 19 | 969 | 725 |
| PARK | 52 | 0 | 12,887 | 0 | 0 | 0 | 392 | 0 | 353 | 10,570 | \$ 54,504 | 0 | 0 | 0 | 7 |
| CRIM | 1,118 | 97 | 8,089 | 1,967 | 28 | 20 | 2,297 | 405 | 2,277 | 161 | \$ 157,348 | 95 | 165 | 4 | 250 |
| TOTAL | 2,625 | 97 | 52,245 | 1,967 | 34 | 20 | 11,253 | 405 | 5,110 | 28,261 | \$ 953,140 | 138 | 184 | 972 | 982 |
| HUDSON COUNTY TOTALS | | | | | | | | | | | | | | | |
| TRAF | 2,274 | 0 | 52,854 | 0 | 7 | 0 | 15,853 | 0 | 3,880 | 24,651 | \$ 1,039,012 | 82 | 0 | 544 | 504 |
| PARK | 588 | 0 | 655,794 | 0 | 4 | 0 | 8,211 | 0 | 7,374 | 403,925 | \$ 2,834,551 | 1 | 0 | 0 | 4,399 |
| CRIM | 6,341 | 2,448 | 26,645 | 4,559 | 188 | 175 | 7,093 | 842 | 8,283 | 17 | \$ 423,740 | 1,034 | 793 | 4 | 1,501 |
| TOTAL | 9,203 | 2,448 | 735,293 | 4,559 | 199 | 175 | 31,157 | 842 | 19,537 | 428,593 | \$ 4,272,803 | 1,117 | 793 | 548 | 6,504 |
| HUNTERDON COUNTY TOTALS | | | | | | | | | | | | | | | |
| TRAF | 856 | 0 | 15,749 | 0 | 16 | 0 | 3,294 | 0 | 547 | 10,716 | \$ 358,766 | 13 | 5 | 275 | 37 |
| PARK | 44 | 0 | 4,269 | 0 | 2 | 0 | 64 | 0 | 92 | 3,590 | \$ 21,438 | 0 | 0 | 0 | 12 |
| CRIM | 432 | 14 | 2,637 | 921 | 14 | 8 | 726 | 75 | 457 | 223 | \$ 73,513 | 61 | 52 | 0 | 44 |
| TOTAL | 1,332 | 14 | 22,655 | 921 | 32 | 8 | 4,084 | 75 | 1,096 | 14,529 | \$ 453,717 | 74 | 57 | 275 | 93 |

PROCEEDINGS IN THE MUNICIPAL COURTS ⁽¹⁾
TRAFFIC CASES (NON-PARKING), PARKING CASES AND CRIMINAL CASES
SEPTEMBER 1, 1976 TO AUGUST 31, 1977

| COUNTY AND TYPE OF CASE | TOTAL HOURS ON BENCH. (REPORTED MONTHLY TO NEAREST HOUR) (2) | NOTICES IN LIEU OF COMPLAINTS HEARD, R-7-2. ("INFORMAL COMPLAINTS") (3) | COMPLAINTS FILED | INDICTABLE COMPLAINTS REFERRED TO COUNTY PROSECUTOR (4) | COMPLAINTS REFERRED TO J & DR COURT OR OTHER MUNICIPAL COURT | COMPLAINTS ADJUDICATED IN MUNIC. CT., ON WAIVER OF INDICT. & JURY TRIAL (5) | CONVICTIONS AND GUILTY PLEAS IN OPEN COURT | DISMISSALS AFTER COND. DISCH. (NAR-CTCIS) AND PRE-TRIAL INTERVIEW (6) | DISMISSALS AND FINDINGS OF NOT GUILTY OTHER THAN THOSE IN PRIOR COLUMN | COMPLAINTS DISPOSED OF THROUGH VIOLATIONS BUREAU, R-7-7 | FINES, COURT COSTS & FORFEITURES OF BAIL ASSESSED (EVEN IF NOT ACTUALLY REC'D.), TOTAL, COURT & VIOL. BUR. | DEFENDANTS SENTENCED TO JAIL | DEFENDANTS PLACED ON PROBATION (7) | N. J. MOTOR VEHICLE LICENSES REVOKED OR SUSPENDED BY THE COURT (8) | SUSPENDED SENTENCES (9) |
|--------------------------------|--|---|------------------|---|--|---|--|---|--|---|--|------------------------------|------------------------------------|--|-------------------------|
| MERCER COUNTY TOTALS | | | | | | | | | | | | | | | |
| TRAF | 2,644 | 0 | 59,251 | 0 | 3 | 0 | 15,491 | 0 | 4,467 | 35,039 | \$ 1,353,986 | 118 | 36 | 1,791 | 1,792 |
| PARK | 232 | 0 | 105,297 | 0 | 0 | 0 | 7,709 | 0 | 3,669 | 88,504 | \$ 753,238 | 1 | 1 | 2 | 536 |
| CRIM | 2,257 | 608 | 13,271 | 3,516 | 182 | 58 | 4,401 | 853 | 2,628 | 626 | \$ 253,023 | 354 | 683 | 2 | 808 |
| TOTAL | 5,133 | 608 | 177,819 | 3,516 | 185 | 58 | 27,601 | 853 | 10,764 | 125,169 | \$ 2,332,247 | 473 | 720 | 1,793 | 3,136 |
| MIDDLESEX COUNTY TOTALS | | | | | | | | | | | | | | | |
| TRAF | 4,396 | 0 | 89,966 | 0 | 1 | 0 | 21,779 | 0 | 4,123 | 57,217 | \$ 2,157,642 | 59 | 63 | 1,817 | 1,234 |
| PARK | 305 | 0 | 86,060 | 0 | 0 | 0 | 2,102 | 0 | 827 | 76,720 | \$ 433,675 | 5 | 0 | 2 | 497 |
| CRIM | 4,201 | 332 | 22,456 | 5,266 | 257 | 236 | 7,022 | 408 | 6,067 | 581 | \$ 473,870 | 381 | 630 | 5 | 1,155 |
| TOTAL | 8,902 | 332 | 198,482 | 5,266 | 258 | 236 | 30,903 | 408 | 11,017 | 134,518 | \$ 3,112,187 | 445 | 693 | 1,823 | 2,886 |
| MONMOUTH COUNTY TOTALS | | | | | | | | | | | | | | | |
| TRAF | 4,939 | 0 | 84,091 | 0 | 16 | 0 | 23,230 | 0 | 4,645 | 47,740 | \$ 1,828,412 | 103 | 0 | 1,753 | 611 |
| PARK | 375 | 0 | 86,928 | 0 | 9 | 0 | 1,526 | 0 | 1,514 | 75,605 | \$ 461,539 | 2 | 0 | 1 | 411 |
| CRIM | 4,595 | 478 | 24,625 | 4,006 | 705 | 242 | 8,572 | 654 | 6,107 | 3,344 | \$ 536,149 | 568 | 214 | 6 | 1,213 |
| TOTAL | 9,909 | 478 | 195,644 | 4,006 | 730 | 242 | 33,328 | 654 | 12,266 | 126,689 | \$ 2,826,100 | 673 | 214 | 1,760 | 2,235 |
| MORRIS COUNTY TOTALS | | | | | | | | | | | | | | | |
| TRAF | 3,243 | 0 | 59,406 | 0 | 13 | 0 | 13,271 | 0 | 2,545 | 39,255 | \$ 1,327,974 | 70 | 8 | 1,199 | 208 |
| PARK | 256 | 0 | 57,296 | 0 | 0 | 0 | 1,236 | 0 | 1,536 | 47,758 | \$ 248,278 | 0 | 0 | 5 | 103 |
| CRIM | 2,252 | 61 | 14,059 | 2,407 | 46 | 51 | 5,023 | 503 | 2,463 | 1,783 | \$ 334,364 | 271 | 186 | 14 | 421 |
| TOTAL | 5,751 | 61 | 130,761 | 2,407 | 59 | 51 | 19,530 | 503 | 6,544 | 88,796 | \$ 1,973,616 | 341 | 194 | 1,218 | 732 |
| OCEAN COUNTY TOTALS | | | | | | | | | | | | | | | |
| TRAF | 2,548 | 0 | 46,652 | 0 | 69 | 0 | 11,258 | 0 | 2,295 | 30,832 | \$ 1,193,882 | 91 | 13 | 1,470 | 560 |
| PARK | 166 | 0 | 49,653 | 0 | 1 | 0 | 1,580 | 0 | 903 | 39,628 | \$ 344,018 | 0 | 0 | 5 | 98 |
| CRIM | 2,001 | 245 | 17,969 | 2,019 | 471 | 84 | 5,910 | 435 | 4,342 | 2,877 | \$ 453,903 | 389 | 345 | 1 | 756 |
| TOTAL | 4,715 | 245 | 114,274 | 2,019 | 541 | 84 | 18,748 | 435 | 7,540 | 73,337 | \$ 1,993,803 | 480 | 358 | 1,476 | 1,423 |
| PASSAIC COUNTY TOTALS | | | | | | | | | | | | | | | |
| TRAF | 1,653 | 0 | 40,875 | 0 | 43 | 0 | 13,059 | 0 | 2,218 | 22,750 | \$ 995,180 | 142 | 6 | 1,297 | 266 |
| PARK | 346 | 0 | 159,813 | 0 | 0 | 0 | 8,967 | 0 | 6,497 | 111,145 | \$ 826,570 | 9 | 0 | 3 | 576 |
| CRIM | 2,507 | 241 | 19,973 | 3,987 | 317 | 147 | 8,985 | 219 | 5,525 | 754 | \$ 443,666 | 1,059 | 509 | 5 | 1,531 |
| TOTAL | 4,506 | 241 | 220,661 | 3,987 | 360 | 147 | 31,011 | 219 | 14,240 | 134,649 | \$ 2,263,416 | 1,210 | 515 | 1,306 | 2,473 |
| SALEM COUNTY TOTALS | | | | | | | | | | | | | | | |
| TRAF | 600 | 0 | 15,094 | 0 | 10 | 0 | 4,205 | 0 | 632 | 9,033 | \$ 433,085 | 32 | 1 | 428 | 152 |
| PARK | 7 | 0 | 5,030 | 0 | 0 | 0 | 24 | 0 | 45 | 3,977 | \$ 14,647 | 0 | 0 | 5 | 0 |
| CRIM | 442 | 175 | 3,689 | 753 | 16 | 21 | 1,456 | 110 | 573 | 70 | \$ 239,524 | 72 | 33 | 0 | 38 |
| TOTAL | 1,049 | 175 | 23,813 | 753 | 26 | 21 | 5,685 | 110 | 1,250 | 13,080 | \$ 654,256 | 104 | 34 | 434 | 290 |
| SOMERSET COUNTY TOTALS | | | | | | | | | | | | | | | |
| TRAF | 1,921 | 0 | 31,151 | 0 | 12 | 0 | 8,315 | 0 | 1,627 | 20,094 | \$ 695,738 | 23 | 1 | 602 | 191 |
| PARK | 132 | 0 | 23,460 | 0 | 0 | 0 | 1,018 | 0 | 596 | 20,841 | \$ 129,265 | 0 | 0 | 0 | 46 |
| CRIM | 1,258 | 90 | 7,489 | 962 | 3 | 38 | 2,378 | 226 | 1,545 | 1,073 | \$ 230,988 | 132 | 181 | 0 | 280 |
| TOTAL | 3,311 | 90 | 62,100 | 962 | 15 | 38 | 11,711 | 226 | 3,868 | 42,008 | \$ 1,024,991 | 155 | 182 | 602 | 517 |
| SUSSEX COUNTY TOTALS | | | | | | | | | | | | | | | |
| TRAF | 1,136 | 0 | 12,972 | 0 | 31 | 0 | 3,127 | 0 | 559 | 9,136 | \$ 365,591 | 41 | 2 | 423 | 16 |
| PARK | 48 | 0 | 6,466 | 0 | 4 | 0 | 154 | 0 | 99 | 5,554 | \$ 31,686 | 0 | 0 | 0 | 11 |
| CRIM | 639 | 39 | 4,905 | 940 | 17 | 8 | 1,596 | 94 | 866 | 1,129 | \$ 124,915 | 105 | 48 | 1 | 88 |
| TOTAL | 1,823 | 39 | 24,343 | 940 | 52 | 8 | 4,877 | 94 | 1,524 | 15,819 | \$ 522,192 | 146 | 50 | 424 | 115 |
| UNION COUNTY TOTALS | | | | | | | | | | | | | | | |
| TRAF | 3,073 | 0 | 62,595 | 0 | 17 | 0 | 17,112 | 0 | 3,164 | 40,018 | \$ 1,327,392 | 153 | 34 | 1,128 | 561 |
| PARK | 395 | 0 | 208,696 | 0 | 0 | 0 | 4,722 | 0 | 7,135 | 150,299 | \$ 773,557 | 62 | 0 | 8 | 893 |
| CRIM | 2,884 | 243 | 19,816 | 3,776 | 291 | 96 | 7,160 | 528 | 4,546 | 781 | \$ 423,306 | 611 | 403 | 1 | 1,007 |
| TOTAL | 6,352 | 243 | 291,107 | 3,776 | 308 | 96 | 28,994 | 528 | 14,845 | 191,098 | \$ 2,524,255 | 826 | 437 | 1,137 | 2,461 |

PROCEEDINGS IN THE MUNICIPAL COURTS ⁽¹⁾

TRAFFIC CASES (NON-PARKING), PARKING CASES AND CRIMINAL CASES

SEPTEMBER 1, 1976 TO AUGUST 31, 1977

| COUNTY AND TYPE OF CASE | TOTAL HOURS ON BENCH, (REPORTED MONTHLY TO NEAREST HOUR) (2) | NOTICES IN LIEU OF COMPLAINTS HEARD, R.7-2. ("INFORMAL COMPLAINTS") (3) | COMPLAINTS FILED | INDICTABLE COMPLAINTS REFERRED TO COUNTY PROSECUTOR (4) | COMPLAINTS REFERRED TO J & OR COURT OR OTHER MUNICIPAL COURT | COMPLAINTS ADJUDICATED IN MUNICIPAL COURT, ON WAIVER OF INDICT. & JURY TRIAL (5) | CONVICTIONS AND GUILTY PLEAS IN OPEN COURT | DISMISSALS AFTER COND. DISCH. (NARCOTICS) AND PRE-TRIAL INTERVENTION (6) | DISMISSALS AND FINDINGS OF NOT GUILTY OTHER THAN THOSE IN PRIOR COLUMN | COMPLAINTS DISPOSED OF THROUGH VIOLATIONS BUREAU, R.7-7 | FINES, COURT COSTS & FORFEITURES OF BAIL ASSESSED (EVEN IF NOT ACTUALLY REC'D.), TOTAL, COURT & VIOL. BUREAU | DEFENDANTS SENTENCED TO JAIL | DEFENDANTS PLACED ON PROBATION (7) | N. J. MOTOR VEHICLE LICENSES REVOKED OR SUSPENDED BY THE COURT (8) | SUSPENDED SENTENCES (9) |
|-------------------------|--|---|------------------|---|--|--|--|--|--|---|--|------------------------------|------------------------------------|--|-------------------------|
| WARREN COUNTY TOTALS | | | | | | | | | | | | | | | |
| TRAF | 948 | 0 | 19,217 | 0 | 2 | 0 | 4,138 | 0 | 590 | 12,877 | \$ 429,412 | 18 | 3 | 417 | 8 |
| PARK | 51 | 0 | 6,847 | 0 | 0 | 0 | 193 | 0 | 192 | 5,228 | \$ 27,693 | 1 | 0 | 0 | 1 |
| CRIM | 734 | 33 | 4,666 | 1,231 | 67 | 115 | 2,005 | 69 | 807 | 129 | \$ 115,574 | 114 | 102 | 8 | 104 |
| TOTAL | 1,733 | 33 | 30,730 | 1,231 | 69 | 115 | 6,336 | 69 | 1,589 | 18,234 | \$ 572,679 | 133 | 105 | 425 | 113 |
| NEW JERSEY TOTALS | | | | | | | | | | | | | | | |
| TRAF | 51,032 | 0 | 1,013,386 | 0 | 525 | 0 | 272,219 | 0 | 59,523 | 611,778 | \$23,459,028 | 2,212 | 423 | 21,568 | 12,794 |
| PARK | 5,588 | 0 | 2,483,353 | 0 | 24 | 0 | 80,838 | 0 | 51,169 | 1,801,670 | \$13,110,860 | 168 | 161 | 54 | 17,038 |
| CRIM | 54,912 | 8,545 | 332,976 | 70,846 | 4,294 | 4,145 | 108,806 | 8,653 | 82,150 | 20,619 | \$ 7,786,092 | 9,663 | 7,854 | 100 | 17,333 |
| TOTAL | 111,532 | 8,545 | 3,829,715 | 70,846 | 4,843 | 4,145 | 461,863 | 8,653 | 192,842 | 2,434,067 | \$44,355,980 | 12,043 | 8,438 | 21,722 | 47,165 |

- (1) Includes proceedings in the County District Courts of Atlantic, Bergen, Hudson, Ocean, Sussex and Warren Counties which exercised concurrent jurisdiction during the court year. Also includes proceedings in the Palisades Interstate Park Police Court in Bergen County.
- (2) Because "Hours on Bench" are reported monthly to the nearest hour the yearly total in some courts may be "0" if no full hours were reported for any month.
- (3) "If the offense charged may constitute a neighborhood or domestic dispute, but may not violate a statute or ordinance, a notice may issue to the person or persons charged, requesting their appearance before the court in order to determine whether or not a complaint should issue," Rule 7:3-2. Not applicable in traffic cases.
- (4) Rule 7:2: The provisions of R. 3:2 (complaint), R.3:3 (warrant or summons upon complaint) and R. 3:4-1, 3:4-2, 3:4-3 and 3:4-5 (proceedings before the committing judge) are applicable to the municipal and county district courts in respect of indictable offenses; the provisions of R.3:4-4 are applicable to such courts in proceedings under the Uniform Fresh Pursuit Law.
- (5) N. J. S. A. 2A:8-22 confers jurisdiction on the municipal courts to try certain specific cases involving crimes occurring within their territorial jurisdiction provided defendant first executes in writing a waiver of indictment and trial by jury.
- (6) Dismissals under Rule 3:28 (Pretrial Intervention Programs) and N. J. S. A. 24:21-27(b) (Dismissals after conditional discharges--narcotics cases only).
- (7) Defendants placed on probation in accordance with Rule 3:21-7. Does not include suspended dispositions or conditional discharges (narcotics) under N. J. S. A. 24:21-27 or Pretrial Intervention Programs, R. 3:28.
- (8) Not including those revoked or suspended by the Director of the N. J. Division of Motor Vehicles, but does include revocations and suspensions in disorderly persons and other violations as provided by statutes.
- (9) Does not include conditional discharges in narcotics cases((N. J. S. A. 24:21-27(b))or Pretrial Intervention Programs (R. 3:28). The count here is the number of sentences suspended, irrespective of the number of persons or complaints involved.

Source: Monthly Municipal Court Reports

NOTE: Data on each municipal court published separately in "Proceedings in the Municipal Courts."

MUNICIPAL COURT DEFENDANTS STATUS REPORT

The column headings of the tables that follow are described below:

(The tables refer to defendants whose municipal court trials were completed this year - Status at commencement of trial. Columns 5 et seq deal with Municipal Court trials whereas columns 1 & 3 also include indictable offenses.)

"COMPLAINT/SUMMONSES FILED AND COMPLAINT/WARRANTS FILED -- INDICTABLE OFFENSES AND NON-INDICTABLE OFFENSES."

A summons may issue in lieu of a warrant if the person taking the complaint has reason to believe that the defendant will appear. R. 7:3-1(d). It is the policy of the Supreme Court that wherever appropriate a complaint/summons shall issue instead of a complaint/warrant.

"BAIL OR JAIL STATUS OF DEFENDANTS AT BEGINNING OF TRIAL."

The unit of the count is the defendant.

In the section "Released on Own Recognizance" the reporting instructions specify that it should include only those defendants who were actually arrested, held, and then released after the prescribed ROR procedures. (Includes a recognizance form signed and executed before the person authorized to take bail). It is not intended to include defendants on whom summonses were served (traffic or other) without arrest. It should be noted, however, that for some courts it is apparent that the reporting instructions may not have been followed in all instances.

"NUMBER OF DEFENDANTS ON NON-INDICTABLE OFFENSES REPRESENTED BY ASSIGNED COUNSEL OR REFERRED TO THE PUBLIC DEFENDER" and "NUMBER OF DEFENDANTS ON INDICTABLE OFFENSES REFERRED TO THE PUBLIC DEFENDER."

The number of assignments or referrals is reported, whether or not the defendant had been so represented. The data reported herein is on trials that had been completed during the 1976-77 court year.

| M-10 | COUNTY TOTALS | | | | | | | | | |
|-------------------|--------------------------------------|----------------------|---------------------|----------------------|--|------------------|---------------------------|-------------------|------------------|---|
| | SEPTEMBER 1, 1976 TO AUGUST 31, 1977 | | | | | | | | | |
| | COMP/SUMMONSES FILED | | COMP/WARRANTS FILED | | MUNICIPAL COURT DEFENDANTS STATUS REPORT | | | | DEFTS REP BY | |
| | INDICT. OFFENSES | NON-INDICT. OFFENSES | INDICT. OFFENSES | NON-INDICT. OFFENSES | BAIL/JAIL STATUS OF DEFTS AT BEGIN OF TRIAL* | REL. ON RECOG.** | REL ON BAIL, SURFTY, ETC. | IN JAIL 2 TO 4 D. | IN JAIL > 4 DAYS | ASGND CCOUNSEL OR REF PUB DEF (NON-INDICT.) |
| ----- | | | | | | | | | | |
| | | | | | | | | | | |
| ATLANTIC TOTALS | | | | | | | | | | |
| 211 | 4,305 | 2,830 | 2,856 | 2,077 | 2,718 | 289 | 279 | 513 | 648 | |
| BERGEN TOTALS | | | | | | | | | | |
| 961 | 8,065 | 4,471 | 3,509 | 4,233 | 2,618 | 319 | 102 | 832 | 213 | |
| BURLINGTON TOTALS | | | | | | | | | | |
| 407 | 5,958 | 3,493 | 4,355 | 4,564 | 3,732 | 348 | 241 | 398 | 270 | |
| CAMDEN TOTALS | | | | | | | | | | |
| 231 | 6,993 | 6,278 | 5,956 | 3,427 | 5,404 | 505 | 551 | 551 | 992 | |
| CAPE MAY TOTALS | | | | | | | | | | |
| 268 | 1,539 | 1,504 | 2,579 | 933 | 2,332 | 89 | 36 | 147 | 352 | |
| CUMBERLAND TOTALS | | | | | | | | | | |
| 409 | 3,492 | 2,592 | 4,042 | 2,744 | 2,240 | 515 | 283 | 182 | 725 | |
| ESSEX TOTALS | | | | | | | | | | |
| 2,096 | 8,381 | 13,759 | 12,309 | 8,894 | 5,964 | 422 | 475 | 2,463 | 5,940 | |
| GLOUCESTER TOTALS | | | | | | | | | | |
| 556 | 3,609 | 1,713 | 1,291 | 1,472 | 1,364 | 94 | 77 | 189 | 424 | |
| HUDSON TOTALS | | | | | | | | | | |
| 805 | 4,633 | 8,089 | 6,811 | 4,864 | 5,454 | 1,243 | 266 | 3,235 | 2,314 | |
| HUNTERDON TOTALS | | | | | | | | | | |
| 108 | 1,285 | 681 | 256 | 333 | 379 | 13 | 9 | 20 | 10 | |
| MERCER TOTALS | | | | | | | | | | |
| 278 | 6,206 | 2,569 | 2,505 | 888 | 3,540 | 118 | 14 | 828 | 331 | |
| MIDDLESEX TOTALS | | | | | | | | | | |
| 759 | 10,056 | 5,123 | 4,014 | 5,860 | 2,046 | 191 | 283 | 434 | 1,174 | |

* Defendants whose municipal court trials were completed this year - Status at commencement of trial. Columns 5 et seq deal with Municipal Court trials whereas columns 1 & 3 also include indictable offenses.

** Reporting instructions specify that this item should include only defendants who were released after a recognizance form was signed and executed before the person authorized to take bail. It is apparent that the reporting instructions may not have been followed in all instances.

COUNTY TOTALS
SEPTEMBER 1, 1976 TO AUGUST 31, 1977

| COMP/SUMMONSES FILED | | COMP/WARRANTS FILED | | MUNICIPAL COURT DEFENDANTS STATUS REPORT | | | | DEFTS REP BY | |
|------------------------------|-----------|---------------------|-----------|--|-------------|--------------|----------|---------------|----------------|
| INDICT. | NON-INDIC | INDICT. | NON-INDIC | BAIL/JAIL STATUS OF DEFTS AT BEGIN OF TRIAL* | REL.ON | REL ON BAIL, | IN JAIL | IN JAIL | OR REF PUB DEF |
| OFFENSES | OFFENSES | OFFENSES | OFFENSES | RECOG.** | SURETY,ETC. | 2 TO 4 D. | > 4 DAYS | (NON-INDICT.) | (INDICT.) |
| <hr/> | | | | | | | | | |
| MONMOUTH | TOTALS | | | | | | | | |
| 1,194 | 9,068 | 4,468 | 4,369 | 6,096 | 3,234 | 358 | 332 | 589 | 1,170 |
| MORRIS | TOTALS | | | | | | | | |
| 298 | 4,276 | 2,357 | 1,717 | 4,075 | 1,007 | 219 | 136 | 139 | 277 |
| OCEAN | TOTALS | | | | | | | | |
| 595 | 5,385 | 2,567 | 2,609 | 2,907 | 1,941 | 219 | 244 | 749 | 531 |
| PASSAIC | TOTALS | | | | | | | | |
| 290 | 7,154 | 3,962 | 2,527 | 2,032 | 4,047 | 159 | 470 | 711 | 1,111 |
| SALEM | TOTALS | | | | | | | | |
| 84 | 1,894 | 807 | 673 | 955 | 601 | 54 | 51 | 65 | 175 |
| SOMERSET | TOTALS | | | | | | | | |
| 194 | 3,156 | 939 | 840 | 2,259 | 1,036 | 74 | 37 | 255 | 251 |
| SUSSEX | TOTALS | | | | | | | | |
| 184 | 1,497 | 852 | 363 | 740 | 309 | 25 | 14 | 61 | 35 |
| UNION | TOTALS | | | | | | | | |
| 2,121 | 9,566 | 2,720 | 3,567 | 3,116 | 6,114 | 579 | 411 | 423 | 1,032 |
| WARREN | TOTALS | | | | | | | | |
| 57 | 1,161 | 1,106 | 1,027 | 824 | 758 | 47 | 28 | 50 | 31 |
| NEW JERSEY | TOTALS | | | | | | | | |
| 12,106 | 107,679 | 72,880 | 68,175 | 63,293 | 56,838 | 5,880 | 4,339 | 12,834 | 18,006 |
| ***** | | | | | | | | | |
| NEW JERSEY TOTALS 1 YEAR AGO | | | | | | | | | |
| 10,595 | 95,467 | 75,745 | 74,766 | 63,333 | 63,501 | 8,818 | 4,775 | 12,071 | 16,940 |

* Defendants whose municipal court trials were completed this year - Status at commencement of trial.
Columns 5 et seq deal with Municipal Court trials whereas columns 1 & 3 also include indictable offenses.

** Reporting instructions specify that this item should include only defendants who were released after a recognizance form was signed and executed before the person authorized to take bail. It is apparent that the reporting instructions may not have been followed in all instances.

SUPREME COURT COMMITTEES

SUPREME COURT OF NEW JERSEY

SUPREME COURT COMMITTEES - 1976-1977

COMMITTEE ON RELATIONS WITH THE MEDIA ¹

Justice Mark A. Sullivan, CHAIRMAN

Judge William G. Bischoff
Judge William A. Consodine
Judge Wilfred P. Diana
Bennett H. Fishler, Jr.
Adrian M. Foley, Jr.
Judge Joseph Halpern
William L. Kirchner, Jr.
James R. Lacey

William J. Liss
Judge Ralph V. Martin
Judge Arthur S. Meredith
Joseph M. Nolan
Justice Morris Pashman
Judge Charles A. Rizzi
Clark C. Vogel

COMMITTEE ON JUDICIAL SALARIES AND PENSIONS ²

Justice Robert L. Clifford, CHAIRMAN

Judge John L. Ard
Judge Lawrence Bilder
Judge James H. Coleman, Jr.
Judge John C. Demos
Judge Robert H. Doherty, Jr.
Judge William A. Dreier
Judge George B. Francis
Judge Ralph L. Fusco

Judge Frank G. Hahn
Judge Donald E. King
Judge William J. Marchese
Judge Felix A. Martino
Judge Robert Muir, Jr.
Judge Harry V. Osborne
Judge Arthur J. Simpson, Jr.
Judge Maurice A. Walsh, Jr.
Judge Thomas Yaccarino

Administrative Office of the Courts Staff Person:

1. Peter Carter
2. Judge Arthur J. Simpson, Jr.

CRIMINAL PRACTICE COMMITTEE ¹

Prosecutor Joseph P. Lordi, CHAIRMAN

David S. Baime
Melvyn H. Bergstein
Matthew P. Boylan
Judge Francis X. Crahay
Barry H. Evenchick
Solomon Forman
Thomas W. Greelish
Judge Herbert Horn
Donald Horowitz
Cynthia M. Jacob

Judge Patrick J. McGann, Jr.
John A. McLaughlin
Judge A. Jerome Moore
Francis X. Moore
Judge Charles M. Morris, Jr.
William O. Perkins
Ann Thompson
Stanley VanNess
Judge J. Gilbert VanSciver, Jr.

COMMITTEE ON JUVENILE AND DOMESTIC RELATIONS COURTS ²

Judge Yale L. Apter, CHAIRMAN

Richard Bennett
Judge Steven J. Bercik
Judge John J. Callahan
Judge Peter J. Cass
Judge Frances M. Cocchia
Judge Charles R. DiGisi
Judge Burton L. Funder
Judge William H. Huber
Burrell Ives Humphreys

Judge B. Thomas Leahy
William J. Mulkeen
Judge George J. Nicola
Judge Robert W. Page
Marcia R. Richman
Judge Abraham L. Rosenberg
Judge Irving W. Rubin
Judge Leo Weinstein
Judge David H. Wiener

COMMITTEE ON VOLUNTEERS IN PROBATION ³

Judge Charles S. Joelson, CHAIRMAN

Robert I. Ansell
Judge Guy W. Calissi
Muriel A. Crowley
Judge V. William DiBuono
John J. Enright
Judge A. Warren Herrigel
Judge W. Thomas McGann
Dr. Francis Patrick McQuade
Judge J. Wilson Noden

Lyman H. O'Neill
Richard J. Pilch
Judge C. Conrad Schneider
Judge Harvey R. Sorkow
Kenneth E. Spaar
Judge Albert Spitzer
Judge Theodore T. Tams, Jr.
Irving I. Vogelmann
Donald E. Williams

Administrative Office of the Courts Staff Person:

1. Edwin H. Stern, Esq.
2. Steven Yoslov, Esq.
3. Carolyn Evans

COMMITTEE ON MUNICIPAL COURTS ¹

Judge Michael P. King, CHAIRMAN

Judge Harvey L. Birne
Judge Irvin B. Booker
John M. Cannel
Lawrence A. Carton III
Judge Michael J. Cernigliaro
Frank M. Donato
Robert L. Doris, Jr.
Judge Lewis Feingold
Judge James Greenberg

William S. Greenberg
Judge H. Scott Hart
Judge Harry Hazelwood, Jr.
Judge Ervan F. Kushner
Judge James A. O'Neill
Judge Stephen S. Rubins
Judge Robert C. Shelton
Warren E. Smith
Judge John C. Stritehoff, Jr.
Judge Harry J. Supple

COMMITTEE ON MODEL JURY CHARGES, CRIMINAL ²

Judge John A. Marzulli, CHAIRMAN

Judge Joseph G. Barbieri
Judge Richard J. S. Barlow, Jr.
Judge A. Donald Bigley
Judge Joseph F. Deegan
Judge Joseph N. Donatelli
Judge James H. Dowden
Judge David B. Follender
Judge Paul R. Kramer

Judge Bruno L. Leopizzi
Judge James F. Madden
Judge A. Donald McKenzie
Judge William E. Peel
Judge Thomas R. Rumana
Judge Jacob L. Triarsi
Judge Maurice A. Walsh, Jr.
Judge Frederic G. Weber

CIVIL PRACTICE COMMITTEE ³

Judge Samuel A. Larner, CHAIRMAN

Peter A. Buchsbaum
Professor Robert Carter
Alfred C. Clapp
J. Roger Conant
Laurence J. Cutler
Judge Geoffrey Gaulkin
Judge George B. Gelman
David L. Hack
Joseph H. Kenney
Judge Merritt Lane, Jr.

Judge Paul A. Lowengrub
Judge Herman D. Michels
Judge Sylvia B. Fressler
Morris M. Schnitzer
Judge George Y. Schoch
Stephen L. Skillman
Judge Robert H. Steedle
Howard Stern
Clyde A. Szuch
Richard H. Thiele, Jr.

Administrative Office of the Courts Staff Person:

1. Philip G. Miller, Esq.
2. Ira Scheff, Esq.
3. Colette A. Coolbaugh, Esq., and Florence R. Peskoe, Esq.

COMMITTEE ON RELATIONS WITH THE MEDICAL PROFESSION ¹

Judge Arthur J. Blake, CHAIRMAN

Judge William J. Arnold
George N. Arvanitis
Myron J. Bromberg
Raymond F. Drozdowski
Mrs. Louise Epperson
John J. Francis, Jr.
Judge Walter H. Gehricke
Stanley W. Greenfield
John R. Heher

Robert P. McDonough
Judge H. Curtis Meanor
Charles R. Melli, Jr.
Judge Edward S. Miller
Judge Harold Nitto
Marvin Perskie
Judge James J. Petrella
Neil Reiseman
Joseph T. Ryan
Judge Alexander P. Waugh

COMMITTEE ON COUNTY DISTRICT COURTS ²

Judge Daniel A. O'Donnell, CHAIRMAN

Judge Nicholas Albano, Jr.
Bennett I. Bardfeld
Judge Edward W. Beglin, Jr.
Gregory Diebold
Louis R. DiLieto
David Leff
Aldan O. Markson
Judge John J. McCole

Judge Henry B. McFarland
John J. McLaughlin
Judge Gerald E. Monaghan
Sheldon H. Pressler
Judge Robert T. Quackenboss
Judge Rudolph J. Rossetti
Charles Crabbe Thomas
Peter W. Till

COMMITTEE ON MODEL JURY CHARGES, CIVIL ³

Judge Robert E. Tarleton, CHAIRMAN

Judge Louis R. Aikins
Judge Warren Brody
Judge Cuddie E. Davidson, Jr.
Judge J. Norris Harding
Judge William F. Harth

Judge Robert A. Longhi
Judge Harry A. Margolis
Judge Hervey S. Moore, Jr.
Judge Thomas F. Shebell, Jr.
Judge Arnold M. Stein
Judge Arthur L. Troast

Administrative Office of the Courts Staff Person:

1. Colette A. Coolbaugh, Esq.
2. Emerald Erickson, Esq.
3. Emerald Erickson, Esq.

COMMITTEE ON JUDICIAL SEMINARS/NEW JERSEY JUDICIAL COLLEGE ¹

Judge Theodore I. Botter, CHAIRMAN

Judge Harold A. Ackerman
Judge Herbert S. Alterman
Judge Herman L. Breitzkopf
Judge Peter Ciolino
Judge Donald J. Cunningham
Judge Julius A. Feinberg
Judge Bryant W. Griffin
Judge Herman D. Michels
Judge Leon S. Milmed

Judge Bertram Polow
Judge Joseph J. Salerno
Judge Nicholas Scalera
Judge Baruch S. Seidman
Judge Marshall Selikoff
Judge Reginald Stanton
Judge Herbert Susser
Judge Peter W. Thomas
Judge Leo Yanoff

Administrative Office of the Courts Staff Person:

1. Richard L. Saks, Esq.

STATISTICAL DATA
ON THE
COST OF OPERATING THE COURTS

COMMENTARY

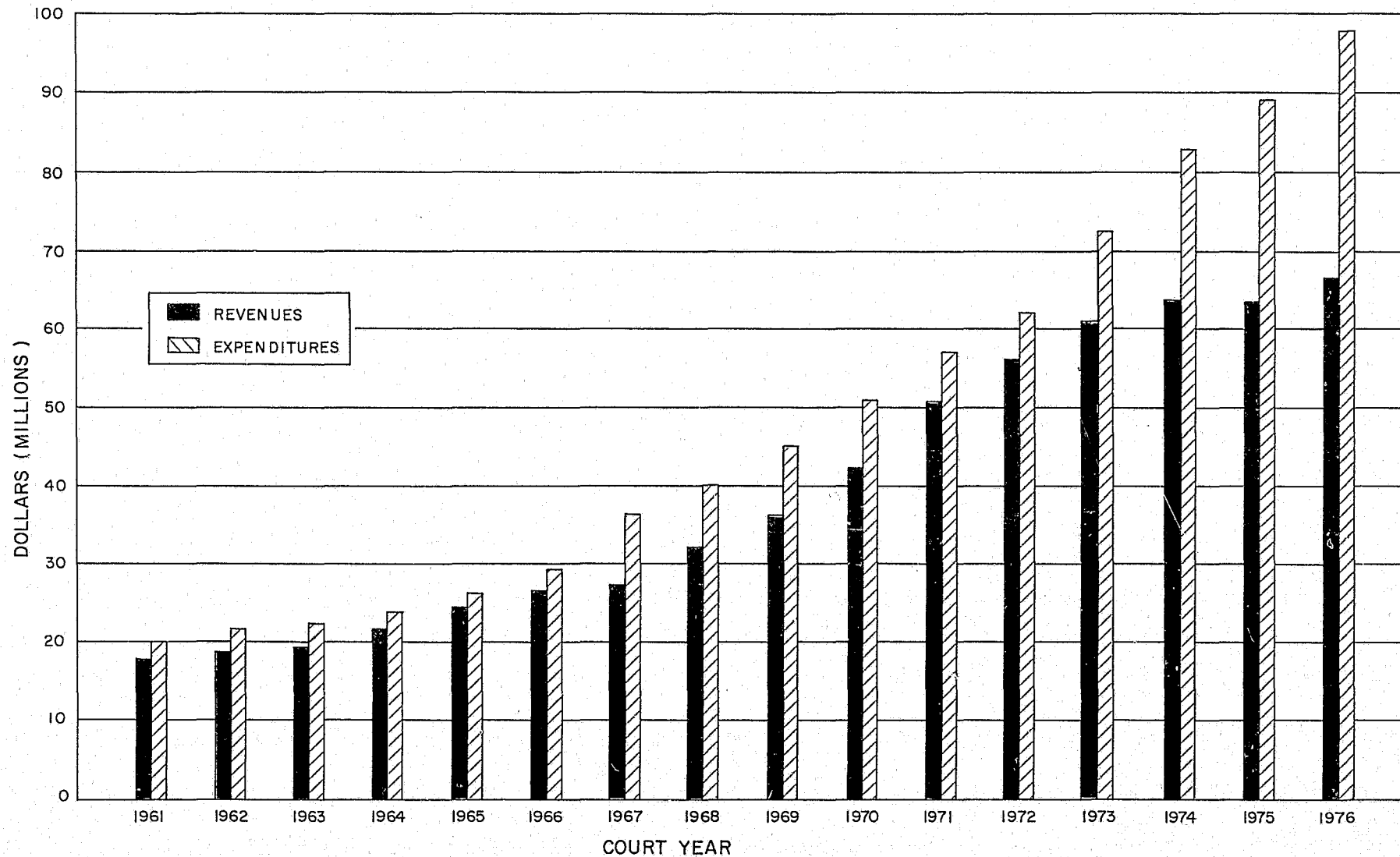
COST OF OPERATING THE COURTS

The information reported here has been extracted from budget and audit reports on file with the Division of Local Finance and from reports to the Administrative Office of the Courts. It should be noted that the data may not be altogether accurate, primarily because of lack of uniformity in State, County and Municipal accounting procedures and also because generally, no allocation is made to using departments for overhead and capital costs.

As shown by Fiscal Chart A, there has been a steady increase since 1961 (the first year for which comparable data was collected and reported) in both expenditures and revenues for the courts at all levels. Total expenditures for the courts by the State, counties and municipalities have increased 391% from \$19,954,301 in 1961 to \$97,925,115 in 1976. Revenues have increased from \$17,546,851 in 1961 to \$66,546,103 in 1976. Of the total expenditures of \$97,925,115 for 1976, 18% was borne by the State, 66% by the counties, and 16% by the municipalities. It is interesting to note that the State expenditures of \$17,957,959 for the Judiciary in Fiscal Year 1977 amounted to only 0.39% of total State expenditures.

FISCAL CHART A
COST OF OPERATING THE COURTS
STATE, COUNTY AND MUNICIPAL
REVENUES COMPARED WITH EXPENDITURES

2-0



NOTE: STATE DATA IS FOR THE FISCAL YEAR COMMENCING JULY 1 OF THE YEAR INDICATED.

COUNTY AND MUNICIPAL DATA IS FOR THE CALENDAR YEAR INDICATED, EXCEPT THAT MUNICIPAL DATA ON REVENUES IS FOR THE COURT YEAR ENDING AUGUST 31, 1977.

FISCAL TABLE A

Summary of Expenditures for the New Jersey Courts
State, County, and Municipal
1976*

| | <u>Salaries</u> | <u>Expenses</u> | <u>Total</u> |
|---|---------------------|---------------------|---------------------|
| <u>Expenditures by the State</u> | | | |
| Court Operations | | | |
| Supreme Court | \$ 876,199 | \$ 164,464 | \$ 1,040,663 |
| Superior Court | 7,870,755 | 672,127 | 8,542,882 |
| TOTAL | \$ 8,746,954 | \$ 836,591 | \$ 9,583,545 |
| Court Support Services | 4,111,983 | 1,424,815 | 5,536,798 |
| Court Administration | 990,848 | 206,868 | 1,197,716 |
| TOTAL | \$13,849,785 | \$ 2,468,274 | \$16,318,059 |
| State Aid to Counties | | | |
| County Court Judges Salaries (40%) | \$ 1,552,000 | \$ - | \$ 1,552,000 |
| Expenses Incurred in Connection with the Prosecution and Defense of Defendants Accused of Com- mitting Crimes in State Penal or Correctional Institutions | - | 25,000 | 25,000 |
| 50% of Expenses Incurred in Connection with the Dispo- sition of Cases Transferred from Other Counties | - | 62,000 | 62,000 |
| TOTAL | \$15,401,785 | \$ 2,555,274 | \$17,957,059 |
| <u>Expenditures by the Counties</u> | | | |
| County Courts and Law Division | | | |
| Superior Court | \$24,970,239 | \$ 2,979,947 | \$27,950,186 |
| District Courts | 5,805,687 | 283,325 | 6,089,012 |
| Juvenile and Dom. Rel. Courts | 2,549,134 | 181,024 | 2,730,158 |
| Other Related Units | | | |
| Jury Commissioners | 660,081 | 2,160,581 | 2,820,662 |
| Surrogate | 2,669,831 | 228,510 | 2,898,341 |
| Probation Departments | 21,054,106 | 1,839,239 | 22,893,345 |
| Law Library | 111,979 | 233,272 | 345,251 |
| TOTAL | \$57,821,057 | \$ 7,905,898 | \$65,726,955 |
| Less: | | | |
| State Aid to Counties | 1,552,000 | 87,000 | 1,639,000 |
| NET | \$56,269,057 | \$ 7,818,898 | \$64,087,955 |
| <u>Expenditures by the Municipalities</u> | <u>\$13,631,676</u> | <u>\$ 2,248,425</u> | <u>\$15,880,101</u> |
| GRAND TOTAL | <u>\$85,302,518</u> | <u>\$12,622,597</u> | <u>\$97,925,115</u> |
| GRAND TOTAL IN PRIOR YEAR | <u>\$78,023,160</u> | <u>\$11,089,637</u> | <u>\$89,112,797</u> |

* State Data is for the Fiscal Year Ended June 30, 1977
County and Municipal Data is for the calendar year 1976

SOURCES: Fiscal Tables B, D, E, F, & G

FISCAL TABLE B

Summary of Expenditures by the State
for The Judiciary
Fiscal Year Ending June 30, 1977

| | <u>Salaries</u> | <u>Other Expenses</u> | <u>Total</u> |
|-------------------------------|---------------------|---------------------------|---------------------|
| <u>COURT OPERATIONS</u> | | | |
| <u>Supreme Court</u> | | | |
| Justices | \$ 303,754 | \$ - | \$ 303,754 |
| Justices' Staff | 361,973 | 121,119 | 483,092 |
| Office of the Clerk | 210,472 | 43,345 | 253,817 |
| TOTAL | \$ 876,199 | \$ 164,464 | \$ 1,040,663 |
| <u>Superior Court</u> | | | |
| Appellate Division: | | | |
| Judges | \$ 945,044 | \$ - | \$ 945,044 |
| Staff | 580,110 | 156,389 | 736,499 |
| Chancery Division: | | | |
| Judges | 668,923 | - | 668,923 |
| Staff | 457,006 | 85,535 | 542,541 |
| Law Division: | | | |
| Judges | 3,118,496 | * 25,559 | 3,144,055 |
| Staff | ** | ** | ** |
| Office of the Clerk | 2,101,176 | 404,644 | 2,505,820 |
| TOTAL | \$ 7,870,755 | \$ 672,127 | \$ 8,542,882 |
| <u>COURT SUPPORT SERVICES</u> | | | |
| Bar Examiners | \$ 40,806 | \$ 75,981 | \$ 116,787 |
| Official Court Reporters | 3,142,063 | 626,153 | 3,768,216 |
| General Support | 929,114 | 722,681 | 1,651,795 |
| TOTAL | \$ 4,111,983 | \$ 1,424,815 | \$ 5,536,798 |
| <u>COURT ADMINISTRATION</u> | | | |
| Legal Services | \$ 381,869 | \$ 100,189 | \$ 482,058 |
| Probation Services | 52,142 | 18,435 | 70,577 |
| Management Services | 556,837 | 88,244 | 645,081 |
| TOTAL | \$ 990,848 | \$ 206,868 | \$ 1,197,716 |
| GRAND TOTAL | <u>\$13,849,785</u> | <u>\$2,468,274</u> | <u>\$16,318,059</u> |
| GRAND TOTAL IN PRIOR YEAR | <u>\$13,152,791</u> | <u>\$1,852,044</u> | <u>\$15,004,835</u> |

* Travel Expenses only. All other expenses are borne by the Counties.

** Provided and paid for by the Counties.

SOURCE: State Budget for The Judiciary

FISCAL TABLE C

Summary of Revenues to the State

from The Judiciary

Fiscal Year Ending June 30, 1977

Clerk of the Supreme Court

| | | |
|----------------------|---------------|------------|
| Bar Examination Fees | \$ 98,445 | |
| Fees and Commissions | <u>19,677</u> | |
| TOTAL | | \$ 118,122 |

Clerk of the Superior Court

| | | |
|----------------------------|---------------|--------------------|
| Fees and Commissions | 6,515,375 | |
| Matrimonial Hearing Fees | 1,129,560 | |
| Trust Funds: | | |
| Commissions | 195,139 | |
| Reimbursement for Expenses | <u>56,089</u> | |
| TOTAL | | <u>7,896,163</u> |
| GRAND TOTAL | | <u>\$8,014,285</u> |
| GRAND TOTAL IN PRIOR YEAR | | <u>\$7,962,905</u> |

SOURCE: State Budget for The Judiciary

FISCAL TABLE D
Summary of Expenditures by the Counties
for The Judiciary
1976

| <u>County</u> | <u>Salaries</u> | <u>Other Expenses</u> | <u>Total</u> |
|---------------------|---------------------|---------------------------|---------------------|
| Atlantic | \$ 1,080,809 | \$ 260,535 | \$ 1,341,344 |
| Bergen | 5,555,932 | 601,659 | 6,157,591 |
| Burlington | 1,570,216 | 228,508 | 1,798,724 |
| Camden | 4,171,467 | 598,018 | 4,769,485 |
| Cape May | 688,999 | 126,363 | 815,362 |
| Cumberland | 771,420 | 189,543 | 960,963 |
| Essex | 11,546,097 | 1,055,822 | 12,601,919 |
| Gloucester | 1,011,278 | 168,686 | 1,179,964 |
| Hudson | 4,758,800 | 550,403 | 5,309,203 |
| Hunterdon | 406,293 | 89,332 | 495,625 |
| Mercer | 2,350,577 | 382,448 | 2,733,025 |
| Middlesex | 5,135,865 | 629,405 | 5,765,270 |
| Monmouth | 2,281,854 | 417,810 | 2,699,664 |
| Morris | 1,673,849 | 312,608 | 1,986,457 |
| Ocean | 1,602,508 | 377,683 | 1,980,191 |
| Passaic | 4,793,624 | 713,913 | 5,507,537 |
| Salem | 429,009 | 112,331 | 541,340 |
| Somerset | 1,608,809 | 244,943 | 1,853,752 |
| Sussex | 524,032 | 123,141 | 647,173 |
| Union | 5,319,932 | 649,182 | 5,969,114 |
| Warren | <u>539,687</u> | <u>73,565</u> | <u>613,252</u> |
| TOTAL | \$57,821,057 | \$7,905,898 | \$65,726,955 |
| LESS: STATE REFUNDS | <u>1,552,000</u> | <u>87,000</u> | <u>1,639,000</u> |
| NET | <u>\$56,269,057</u> | <u>\$7,818,898</u> | <u>\$64,087,955</u> |
| TOTAL 1 YEAR AGO | <u>\$51,656,132</u> | <u>\$7,303,305</u> | <u>\$58,959,437</u> |

CONTINUED

6 OF 8

FISCAL TABLE E

Analysis of Expenditures by the Counties for Salaries 1976

| County | County Courts and Law Div., Superior Ct. | District Courts | Juvenile & Dom. Rel. Courts | Jury Comm'rs. | Surrogate | Probation Dept. | Law Library | Total |
|---------------------|--|--------------------|-----------------------------------|------------------|--------------------|---------------------|------------------|---------------------|
| Atlantic | \$ 423,092 | \$ 153,842 | \$ - | \$ 8,607 | \$ 71,605 | \$ 423,663 | \$ - | \$ 1,080,809 |
| Bergen | 2,443,091 | 919,200 | 372,773 | 58,940 | 259,892 | 1,481,063 | 20,973 | 5,555,932 |
| Burlington | 760,160 | 89,017 | 47,985 | 11,778 | 67,691 | 592,732 | 853 | 1,570,216 |
| Camden | 2,093,134 | 291,816 | 125,327 | 33,389 | 131,498 | 1,496,303 | - | 4,171,467 |
| Cape May | 231,923 | 21,524 | 51,424 | 10,493 | 74,589 | 299,046 | - | 688,999 |
| Cumberland | 364,658 | 36,642 | - | 10,021 | 67,192 | 290,743 | 2,164 | 771,420 |
| Essex | 4,534,137 | 1,310,080 | 447,263 | 231,068 | 349,777 | 4,641,915 | 31,857 | 11,546,097 |
| Gloucester | 398,067 | 61,599 | - | 3,250 | 71,870 | 476,492 | - | 1,011,278 |
| Hudson | 2,040,472 | 543,495 | 378,397 | 42,882 | 268,404 | 1,476,907 | 8,243 | 4,758,800 |
| Hunterdon | 146,001 | 35,671 | - | 5,586 | 72,496 | 146,539 | - | 406,293 |
| Mercer | 1,387,067 | 84,546 | - | 14,461 | 95,979 | 768,524 | - | 2,350,577 |
| Middlesex | 2,433,523 | 498,899 | 120,918 | 32,421 | 134,882 | 1,895,482 | 19,740 | 5,135,865 |
| Monmouth | 1,029,049 | 221,801 | 86,000 | 47,177 | 181,775 | 716,052 | - | 2,281,854 |
| Morris | 584,837 | 107,969 | 15,189 | 18,723 | 127,347 | 673,551 | 6,233 | 1,673,849 |
| Ocean | 788,316 | 153,211 | - | 16,807 | 88,241 | 555,933 | - | 1,602,508 |
| Passaic | 1,990,768 | 524,883 | 234,622 | 60,305 | 181,871 | 1,783,251 | 17,924 | 4,793,624 |
| Salem | 71,306 | 34,902 | 81,862 | 6,843 | 43,557 | 190,539 | - | 429,009 |
| Somerset | 496,943 | 77,164 | - | 11,244 | 87,447 | 936,011 | - | 1,608,809 |
| Sussex | 270,072* | - ** | - ** | 8,947 | 50,100 | 194,913 | - | 524,032 |
| Union | 2,283,683 | 600,718 | 447,374 | 2,000 | 196,364 | 1,786,785 | 3,008 | 5,319,932 |
| Warren | 199,940 | 38,708 | - | 25,139 | 47,254 | 227,662 | 984 | 539,687 |
| TOTAL | <u>\$24,970,239</u> | <u>\$5,805,687</u> | <u>\$2,549,134</u> | <u>\$660,081</u> | <u>\$2,669,831</u> | <u>\$21,054,106</u> | <u>\$111,979</u> | <u>\$57,821,057</u> |
| TOTAL 1 YEAR AGO | <u>\$23,174,842</u> | <u>\$5,508,860</u> | <u>\$2,431,749</u> | <u>\$651,956</u> | <u>\$2,518,622</u> | <u>\$18,629,514</u> | <u>\$121,617</u> | <u>\$53,037,160</u> |

SOURCE: County Budget and Audit Reports on file with the Division of Local Finance.

* Includes costs for District Courts and Juvenile & Domestic Relations Courts

** Included in cost of County Courts and Law Division, Superior Court

FISCAL TABLE F

Analysis of Expenditures by the Counties
for Other Than Salaries
1976

| <u>County</u> | <u>County Courts and Law Div., Superior Ct.</u> | <u>District Courts</u> | <u>Juvenile & Dom. Rel. Courts</u> | <u>Jury Comm'rs.</u> | <u>Surrogate</u> | <u>Probation Dept.</u> | <u>Law Library</u> | <u>Total</u> |
|---------------------|---|----------------------------|--|--------------------------|------------------|----------------------------|------------------------|--------------------|
| Atlantic | \$ 201,504 | \$ 9,916 | \$ - | \$ 4,425 | \$ 9,184 | \$ 35,506 | \$ - | \$ 260,535 |
| Bergen | 159,624 | 57,591 | 11,593 | 252,936 | 25,695 | 81,547 | 12,673 | 601,659 |
| Burlington | 48,134 | 12,343 | - | 84,965 | 21,048 | 57,206 | 4,812 | 228,508 |
| Camden | 146,730 | 15,202 | 19,125 | 208,218 | 9,917 | 188,826 | 10,000 | 598,018 |
| Cape May | 53,339 | 1,783 | 4,368 | 468 | 5,110 | 57,318 | 3,977 | 126,363 |
| Cumberland | 50,543 | 5,187 | - | 54,175 | 8,401 | 62,609 | 8,628 | 189,543 |
| Essex | 523,347 | 19,770 | 37,138 | 95,214 | 19,797 | 330,603 | 29,953 | 1,055,822 |
| Gloucester | 29,446 | 6,848 | - | 66,677 | 7,094 | 53,264 | 5,357 | 168,686 |
| Hudson | 133,760 | 19,410 | 10,748 | 311,480 | 14,157 | 49,773 | 11,075 | 550,403 |
| Hunterdon | 24,492 | 3,037 | - | 23,877 | 5,817 | 21,162 | 10,947 | 89,332 |
| Mercer | 147,974 | 4,013 | - | 158,190 | 4,134 | 54,028 | 14,109 | 382,448 |
| Middlesex | 197,436 | 18,816 | 4,167 | 217,973 | 8,669 | 165,008 | 17,336 | 629,405 |
| Monmouth | 282,810 | 30,002 | 5,743 | 1,972 | 11,298 | 76,142 | 9,843 | 417,810 |
| Morris | 84,383 | 10,107 | 1,860 | 103,806 | 16,013 | 85,743 | 10,696 | 312,608 |
| Ocean | 127,761 | 8,887 | - | 115,920 | 10,154 | 108,775 | 6,186 | 377,683 |
| Passaic | 180,408 | 13,147 | 8,685 | 341,531 | 8,122 | 123,513 | 38,507 | 713,913 |
| Salem | 30,738 | 2,100 | 47,260 | 1,539 | 4,334 | 15,953 | 10,407 | 112,331 |
| Somerset | 51,472 | 5,431 | - | 82,162 | 8,882 | 82,421 | 14,575 | 244,943 |
| Sussex | 46,166 | 2,298 | 1,287 | 31,820 | 8,372 | 28,237 | 4,961 | 123,141 |
| Union | 430,361 | 33,096 | 29,050 | - | 16,997 | 137,669 | 2,009 | 649,182 |
| Warren | 29,519 | 4,341 | - | 3,233 | 5,315 | 23,936 | 7,221 | 73,565 |
| TOTAL | <u>\$2,979,947</u> | <u>\$283,325</u> | <u>\$181,024</u> | <u>\$2,160,581</u> | <u>\$228,510</u> | <u>\$1,839,239</u> | <u>\$233,272</u> | <u>\$7,905,898</u> |
| TOTAL 1 YEAR AGO | <u>\$2,684,045</u> | <u>\$230,119</u> | <u>\$211,946</u> | <u>\$2,299,836</u> | <u>\$206,5</u> | <u>\$1,451,976</u> | <u>\$226,052</u> | <u>\$7,310,555</u> |

SOURCE: County Budget and audit reports on file with the Division of Local Finance.



FISCAL TABLE G
Summary of Revenues to the Counties
from The Judiciary
1976

| <u>County</u> | <u>County Court</u> | <u>District Court</u> | <u>Surrogate</u> | <u>Probation Dept.</u> | <u>Total</u> |
|---------------------|---------------------|-----------------------|--------------------|------------------------|---------------------|
| Atlantic | \$ 364,043 | \$ 60,895 | \$ 94,557 | \$ 65,925 | \$ 585,420 |
| Bergen | 162,842 | 243,843 | 244,981 | 122,819 | 774,485 |
| Burlington | 669,001 | 70,917 | 56,432 | 144,183 | 940,533 |
| Camden | 122,894 | 157,607 | 81,020 | 91,080 | 452,601 |
| Cape May | 341,474 | 15,035 | 34,719 | 39,902 | 431,130 |
| Cumberland | 178,545 | 36,563 | 33,086 | 99,631 | 347,825 |
| Essex | 212,334 | 520,350 | 285,853 | 281,898 | 1,300,435 |
| Gloucester | 380,266 | 44,953 | 34,425 | 40,359 | 500,003 |
| Hudson | 97,230 | 236,782 | 99,949 | 122,592 | 556,553 |
| Hunterdon | 129,463 | 13,999 | 22,170 | 19,195 | 184,827 |
| Mercer | 473,413 | 103,070 | 95,680 | 91,728 | 763,891 |
| Middlesex | 812,526 | 179,713 | 99,780 | 83,334 | 1,175,353 |
| Monmouth | 978,378 | 137,387 | 139,911 | 149,649 | 1,405,325 |
| Morris | 922,550 | 88,555 | 94,792 | 62,649 | 1,168,546 |
| Ocean | 908,056 | 81,174 | 84,166 | 34,835 | 1,108,231 |
| Passaic | 105,316 | 169,583 | 100,661 | 64,236 | 439,796 |
| Salem | 86,752 | 32,605 | 20,234 | 80,517 | 220,108 |
| Somerset | 399,830 | 47,752 | 76,414 | 18,612 | 542,608 |
| Sussex | 296,659 | 26,216 | 23,737 | 42,343 | 388,955 |
| Union | 87,529 | 168,035 | 132,729 | 248,011 | 636,304 |
| Warren | <u>169,127</u> | <u>49,567</u> | <u>19,195</u> | <u>15,020</u> | <u>252,909</u> |
| TOTAL | <u>\$7,898,228</u> | <u>\$2,484,601</u> | <u>\$1,874,491</u> | <u>\$1,918,518</u> | <u>\$14,175,838</u> |
| TOTAL 1 YEAR AGO | <u>\$6,938,711</u> | <u>\$2,497,238</u> | <u>\$1,961,133</u> | <u>\$1,744,036</u> | <u>\$13,141,118</u> |

SOURCE: County Budget and audit reports on file with the Division of Local Finance.

FISCAL TABLE H

Summary of Expenditures by the Municipalities
for the Municipal Courts
1976

| <u>County</u> | <u>Salaries of Judges</u> | <u>Other Salaries</u> | <u>Other Expenses</u> | <u>Total</u> |
|---------------------|-------------------------------|---------------------------|---------------------------|---------------------|
| Atlantic | \$ 124,630 | \$ 398,613 | \$ 120,037 | \$ 643,280 |
| Bergen | 344,233 | 1,064,154 | 241,579 | 1,649,956 |
| Burlington | 168,973 | 407,526 | 123,327 | 699,826 |
| Camden | 177,669 | 748,441 | 137,580 | 1,063,690 |
| Cape May | 108,156 | 161,477 | 60,211 | 329,844 |
| Cumberland | 68,596 | 136,273 | 56,748 | 261,617 |
| Essex | 444,352 | 1,452,442 | 213,356 | 2,110,150 |
| Gloucester | 107,706 | 283,734 | 85,700 | 477,140 |
| Hudson | 191,638 | 949,857 | 148,947 | 1,290,442 |
| Hunterdon | 46,407 | 94,414 | 44,079 | 184,900 |
| Mercer | 106,865 | 452,147 | 64,026 | 623,038 |
| Middlesex | 211,598 | 763,886 | 111,089 | 1,086,573 |
| Monmouth | 311,681 | 705,193 | 198,255 | 1,215,129 |
| Morris | 199,557 | 471,483 | 96,536 | 767,576 |
| Ocean | 159,798 | 524,991 | 150,137 | 834,926 |
| Passaic | 156,950 | 488,338 | 76,207 | 721,495 |
| Salem | 36,758 | 75,842 | 30,956 | 143,556 |
| Somerset | 112,934 | 240,866 | 80,362 | 434,162 |
| Sussex | 84,630 | 135,898 | 56,888 | 277,416 |
| Union | 189,944 | 569,360 | 109,323 | 868,627 |
| Warren | <u>62,005</u> | <u>91,661</u> | <u>43,082</u> | <u>196,748</u> |
| TOTAL | <u>\$3,415,080</u> | <u>\$10,216,596</u> | <u>\$2,248,425</u> | <u>\$15,880,101</u> |
| TOTAL 1 YEAR AGO | <u>\$3,105,535</u> | <u>\$ 8,727,674</u> | <u>\$1,927,038</u> | <u>\$13,760,247</u> |

FISCAL TABLE I

Summary of Fines, Court Costs and Forfeitures
of Bail Assessed by the Municipal Courts and
County District Courts Exercising Concurrent Jurisdiction
Court Year Ending August 31, 1977

| <u>County</u> | <u>Municipal Courts</u> | <u>District Courts</u> | <u>Total</u> |
|---------------------|-------------------------|------------------------|---------------------|
| Atlantic | \$ 1,609,532 | \$ 1,030 | \$ 1,610,562 |
| Bergen | 3,031,907 | 518,109 | 3,550,016 |
| Burlington | 2,678,642 | - | 2,678,642 |
| Camden | 2,499,952 | - | 2,499,952 |
| Cape May | 1,212,671 | - | 1,212,671 |
| Cumberland | 882,191 | - | 882,191 |
| Essex | 6,380,544 | - | 6,380,544 |
| Gloucester | 958,140 | - | 958,140 |
| Hudson | 3,891,257 | 381,546 | 4,272,803 |
| Hunterdon | 458,717 | - | 458,717 |
| Mercer | 2,382,247 | - | 2,382,247 |
| Middlesex | 3,112,187 | - | 3,112,187 |
| Monmouth | 2,826,100 | - | 2,826,100 |
| Morris | 1,970,616 | - | 1,970,616 |
| Ocean | 1,976,518 | 22,285 | 1,998,803 |
| Passaic | 2,263,416 | - | 2,263,416 |
| Salem | 654,256 | - | 654,256 |
| Somerset | 1,024,991 | - | 1,024,991 |
| Sussex | 518,972 | 3,220 | 522,192 |
| Union | 2,524,255 | - | 2,524,255 |
| Warren | <u>460,768</u> | <u>111,911</u> | <u>572,679</u> |
| TOTAL | <u>\$43,317,879</u> | <u>\$1,038,101</u> | <u>\$44,355,980</u> |
| TOTAL 1 YEAR AGO | <u>\$41,185,494</u> | <u>\$1,045,544</u> | <u>\$42,231,038</u> |

STATISTICAL DATA
ON
COUNTY PROBATION DEPARTMENTS

PROBATION SERVICES

The court year ending August 31, 1977 has been an especially active one for probation services. Personnel changes, workload variations, special program development, training and federal programmatic input have resulted in dynamic and planned changes for the twenty-one county probation departments and the probation services staff of the Administrative Office of the Courts. Many of these changes are presented in the following narrative section and subsequent data tables. The core of the probation data capture and utilization mechanisms remains the Probation Personnel Inventory and the Probation Monthly Statistical Summary Reporting System. Both of these systems have undergone substantive expansion during the past year to maintain and increase their usefulness, as the probation services area continues to expand the level and variety of services available to the judiciary and the public.

The 1976-1977 annual report on probation services presents twenty-three statistical pages, personnel data on three A tables, work volume data on investigations in Table B-1. The work volume data on probation supervision has been divided into two tables, adult (B-2) and juvenile (B-3). Probation transfers are listed in Table B-4 and probation terminations by reason comprise Table B-5. "Supervised Collections" are delineated in Table B-6. Fiscal data are reported in "Appropriations" (C-1) and "Monies Collected" (C-2), as well as Table C-3 which presents federally funded

probation projects that operated in the county probation departments.

Volunteers in Probation information on activities and assignments are incorporated in Tables D-1 and D-2. Juvenile and Domestic Relations Court Intake Service program data are reported in Table D-3, and work volume data for the juvenile and domestic relations components are included in Tables D-4 and D-5 respectively. Pretrial Intervention data are reported in "Programs" (D-6), "Applications" (D-7), "Enrollments" (D-8) and "Budgets" (D-9).

Probation Training data on Administrative Office of the Courts activity is described in Table E-1. County-level probation training programs are presented for the first time in Table E-2.

Personnel

During the court year ending August 31, 1977 the twenty-one county probation departments expanded their probation officer staffs, including all ranks, to a total of 1,109 positions. The additional 80 positions represent an increase of 7.8% over the previous court year when 1,029 officers were employed. This 7.8% growth in the past year is below the average annual increase of 9% in the last decade, but substantially greater than last year's increase of 4.6%. For the purposes of the annual report persons on leave do not appear in the tabulation of departmental personnel.

Field positions, comprised of probation officer and senior probation officer, increased by sixty-eight (8%) and represent 83% of the total officer staff. The other twelve new positions were in supervisory personnel (10) and administrative personnel (2) which now represent 17% of the total officer staff.

Increases in five counties: Burlington (14 positions), Camden (10 positions), Mercer (7 positions), Monmouth (13 positions), and Morris (6 positions), account for 63% of the probation officer expansion.

There was an increase of 89 Investigator positions during the court year, bringing the total to 346. The addition of these positions reflects a 35% increase in a position which provides supportive services to regular probation officer staff and other services vital to the department (see especially section on child support enforcement). All counties now utilize the Investigator position for supportive services.

Accounting, technical and clerical personnel totaled 757 at the close of the court year, reflecting a 16% increase. Other professional positions were increased by eleven and part-time employees increased from thirty-eight to forty-one positions at the close of the court year.

Work Volume

Data related to the volume of work are presented in six B tables and provide statistics on investigations, probation supervision, probationers transferred and terminated and supervised collections. For the 1976-1977 court year, "persons" remain the unit of count. The implementation of this change occurred in court year 1973-1974, thereby not permitting longitudinal workload analyses.

During the court year a total of 21,083 adult presentence investigations were conducted, 82% utilizing the long form and 18% employing the short form. This figure represents a 4% decrease over investigations completed in the previous court year. Generally, the long form is used in criminal investigations for the County and Superior Courts and the concise short form for disorderly persons and criminal cases in the Municipal Courts. Exceptions are made at the discretion of the judge.

Juvenile predisposition reports totaled 7,361 for the court year. This figure represents a slight increase of 1.3% over last year's total of 7,270.

Chancery Custody investigations for the court year totaled 1,559, a 22% increase from the previous year, and Domestic Relations investigations numbered 7,720, an increase of 11%. Bail/ROR investigations of 21,083 reflect a 5% rise over last year, Grand Jury investigations increased by 26% and Work Release investigations decreased from 241 to 40,

representing an 83% decrease. Interstate Compact investigations, conducted at the request of other states, totaled 620, an increase of 33% from the last court year. The category Other includes all split investigations (custody, out-of-county, and out-of-state) and also investigations relating to underage marriage, consent or informal adjustment, financial, clemency, juvenile detention, public defender applications as well as any additional investigations that do not easily fit in the classification schema. In the 1976-1977 court year these investigations totaled 13,966, an increase of 5% over the 1975-1976 court year.

The number of persons on probation supervision at the close of the court year totaled 42,427. This figure includes 31,784 adults and 10,643 juveniles. In addition 9 parolees from the Essex County Correctional Center were supervised through the Essex County Probation Department as of August 31, 1977. The majority of adults on probation supervision, 59%, was processed through County and Superior Courts; 28% were processed through Municipal Courts; and 13% were placed on probation through the Juvenile and Domestic Relations Courts.

Juveniles reported in Table B-3 are classified as Delinquents and JINS. Legislation that became effective March 1, 1974 established the Juvenile In Need of Supervision (JINS) classification as contrasted to the delinquent status. A JINS offense is one which is related to juvenile status and includes such offenses as incorrigibility, running

away, truancy, etc. Of the 10,643 juveniles under supervision at the end of the court year, 1,533 or 14% were JINS.

The total number of probationers transferred to another county or state for supervision during the 1976-1977 court year (Table B-4) was 3,935. Of this number 89% were adults and 11% juveniles. Persons terminating probation status during the court year (Table B-5) totaled 25,905--66% adults and 34% juveniles. This total figure is equivalent to 61% of the total number of persons under supervision at the close of the court year suggesting a complete turnover in probation caseloads in approximately a year and a half. Probationers completing their term represented 75% of all terminations. The remaining 25% were subject to an alteration in their probation status as a result of a violation of probation conditions, a new offense, death, absconding or other reasons.

Persons under an order of the court to pay support, alimony, court costs, fines or restitutions are represented in Table B-6. A total of 103,175 individuals were under such court orders at the close of the court year. On the Superior Court level, Chancery Division, 37,215 persons were ordered to pay support and alimony through the probation department. Individuals who were processed through the Juvenile and Domestic Relations Court represent 59% (60,672) of all persons making payment through county probation departments at the termination of

the court year and 5% (5,288) of those individuals ordered to make payments include Municipal Court pay-thru cases and those paying fines, restitutions or court costs.

Salaries and Expenses

Total appropriations for probation services by the counties amounted to \$27,367,987 in calendar year 1977. This represents a 16% increase from the county appropriations of calendar year 1976, with salaries and wages accounting for nearly 91% of the total. Materials, supplies and other services represent the remaining 9% of the total appropriations.

In the past five years the cost of operating probation services has increased by more than 75%. This reflects rising salaries, costs of materials and programs, as well as additional personnel for the expansion of the service.

Programs operating through county probation departments and funded by the State Law Enforcement Planning Agency have combined budgets totaling \$1,211,953 with 92% of this figure representing salaries and wages. This 1977 figure represents a 20% decrease from the 1976 figure of \$1,507,022 and includes 12 counties, with 9 county probation departments having received no grants through the State Law Enforcement Planning Agency. (Note: Since the reported figures represent 1977 allocations they cannot necessarily be compared with the figures reported in Table C-3 because of the different time frames involved).

Support and Other Collections

Monies collected and disbursed by the county probation departments increased 12.6% over the previous court year and amounted to \$87,938,119. Support and alimony payments account for nearly 97% of all collections and the remainder includes court costs, fines and restitution.

The monies collected for support and alimony (\$85,129,669) were ordered by the courts to be collected and disbursed by the probation departments since alternative methods of family support have failed. Fulfilling one of its functions as the enforcement arm of the court, probation departments collected these monies and disbursed them to families and frequently to welfare departments as reimbursement on welfare payments. The \$85,129,669 total suggests the immense social contribution that the courts and probation have provided for the welfare of many New Jersey families. It also signifies savings to the taxpayer by way of deferred public support.

Specialized Probation Projects

Probation projects funded by the State Law Enforcement Planning Agency for all or part of the 1976-1977 court year are presented on Table C-3. The total expenditure on these programs amounted to \$1,484,476 a 4.1% increase over the prior court year. These new approaches to providing services to probationers and the court include juvenile programs, volunteers, intake,

pretrial intervention and family counseling.

This listing of innovative approaches within probation indicates the effort being made in the New Jersey probation system to provide better service. Some of these projects, along with others that have received federal funds for their initial years, have demonstrated success and are now funded as a part of regular county appropriations.

CONSOLIDATED PRETRIAL SERVICES

Volunteers In Probation

The position of Coordinator of Volunteer Services continued during the 1976-1977 court year with funding from the State Law Enforcement Planning Agency. The Coordinator's functions include:

1. Coordination and monitoring the work of existing county volunteer probation programs;
2. Surveying and data collection concerning the existing county volunteer programs;
3. Providing consultation services and assistance in the development of new volunteer programs;
4. Developing standards and criteria for the use of volunteers in the court probation system;
5. Promoting the use of volunteers throughout the criminal justice system; and,
6. Developing written materials including handbooks for dissemination throughout the court probation system.

The Coordinator of Volunteer Services reports to the Chief, Pretrial Services, within the Administrative Office of the Courts.

Currently, there are 18 projects in operation. Hunterdon, Sussex and Warren Counties do not have volunteer projects. The 18 projects are outlined in Table D-1.

The immediate practical goal of the volunteer program is to secure willing and fit citizens from the community to aid and supplement the work of the professional probation officer. A further goal is to increase rehabilitation services to probationers without a corresponding increase in the expenditure of money by either the probation departments or the counties.

One-to-one supervision and counseling of the juvenile and adult offender is the most frequent service provided by the volunteers. Volunteers may also provide other services, such as tutoring, parent counseling, job development, recreation and transportation aides, testing and services as trainers or clerical/office workers. In addition to providing these services to probation services, volunteers may be assigned to juvenile intake or adult pretrial programs for the delivery of the same services.

To assist municipal courts and county probation departments in fulfilling their responsibilities when dealing with the Alcohol Treatment and Rehabilitation Act, a model program using volunteers has been developed.

Volunteers will monitor and be a friend and/or sponsor to a defendant who, after committing a disorderly person or municipal offense while intoxicated and appearing before a Municipal Court Judge, agrees to go for a medical exam or treatment for alcoholism. In several counties the designated probation alcohol contact person is the Volunteer Program Director.

Each county volunteer program recruits, screens, trains and supervises its volunteers. Volunteers are recruited through word of mouth; media coverage, including public service announcements and newspaper stories; public speaking engagements; and, distribution of flyers. A handbook entitled Effective Public Relations for Successful Recruitment of Prospective Volunteers in Probation was developed by the Coordinator of Volunteer Services to assist the county programs in this area.

Volunteers are expected to make one year commitments to the program. Prospective volunteers are screened prior to acceptance into the program and are required to attend pre-service orientation courses and in-service meetings. Volunteers supervising offenders are required to meet weekly with the offenders, regularly contact the volunteer supervisor, and submit monthly reports on the status and progress of the offender.

Volunteers in probation amplify rather than replace the service of probation officers. The volunteer with a caseload of one can spend a great deal more time with the

offender than the probation officer with a large caseload. Services are humanized as the offender is treated as an individual rather than being lost in a large caseload. At the same time the probation staff is freed to spend time with the offenders needing the most intensive supervision and services. Citizen involvement also makes the community aware of the problems and challenges facing the courts and probation today.

Guidelines for Establishing and Operating Volunteer Probation Programs were approved by the Supreme Court on March 16, 1976. The Guidelines offer a general framework within which volunteer programs can be initiated or expanded. They relate to various program phases, organization, administration recruitment, screening, training and assignment supervision.

The Coordinator of Volunteer Services developed a comprehensive manual entitled A Guide for the Development and Management of a Volunteer Probation Program. The manual deals with all facets of program development and management from initial support to evaluation.

The Coordinator developed an eight day course, Training for Trainers of Volunteers, with two consultant/trainers for the course. Held in the fall of 1976, feedback from the participants was excellent. The Coordinator plans to develop a manual for trainers during the next court year as well as continue the Training for Trainers course.

Planning for the three regional volunteer training seminars was the major responsibility of the Coordinator between January and April, 1977. Although the county volunteer directors and the staff assisted in site and pre-registration, paperwork and general overall planning was done at the Administrative Office of the Courts. The 560 volunteers and professional staff who attended the seminars were very impressed with the trainers (who were all volunteers for the day themselves) and the overall organization of the seminars.

The Coordinator plans to develop a "How To Do It" manual for future seminar planning as a result of the work and results of these seminars.

During the next court year the Coordinator of Volunteer Services will continue to assist counties in the planning and implementation of new programs and will continue to coordinate the existing programs, providing technical assistance for the improvement and expansion of volunteer programs.

Juvenile and Domestic Relations Court Intake Services

Statewide development of juvenile and domestic relations court intake services continued during the 1976-1977 court term, as the number of operational intake services increased from 12 to 16. Those counties with an intake service as of September, 1976--Atlantic, Bergen, Burlington, Camden, Essex, Hudson, Mercer, Middlesex,

Morris, Ocean, Passaic and Somerset--were joined by the counties of Cape May, Gloucester, Monmouth and Union during the 1976-1977 term.

A significant event in the statewide development of intake services in New Jersey was Supreme Court approval of the Operations and Procedures Manual for Juvenile and Domestic Relations Court Intake Services on June 23, 1977. The Manual, which has an effective date of September, 1978, governs intake service operations and procedures and requires that each county establish an intake service which will operate in compliance with its provisions by that date. The Manual sanctions the intake service concept by taking cognizance of the fact that "the uniform and orderly development of juvenile and domestic relations court intake services... will assist the Supreme Court in the development of a family court, as a component of a unified and state-funded judicial system."

Statewide intake service development was further aided by two initial training activities for intake service personnel. One such activity was a residential seminar in family crisis intervention counseling held June 13-17, 1977, and attended by intake coordinators or intake personnel from Atlantic, Bergen, Camden, Gloucester, Hudson, Mercer, Middlesex, Monmouth, Ocean, Passaic and Union counties. The second activity involved three one-day training sessions in intake procedures held June 9, 23, and 30, 1977, which were attended by intake personnel from Atlantic, Bergen, Burlington, Cape

May, Essex, Gloucester, Hudson, Mercer, Middlesex, Monmouth, Salem, Somerset and Union counties.

The intake services, which are staffed by trained probation officers and persons with particular expertise and/or experience from without the probation service, serve as an arm of the several juvenile and domestic relations courts and act on their behalf. These services are responsible for monitoring admissions of juveniles to detention and shelter care facilities on a 24 hour-a-day, 7 day-a-week basis; screening of complaints filed with the juvenile and domestic relations courts; recommending the court calendar (counsel mandatory, counsel not mandatory) for those cases which are not diverted, transferred to another county or in which juvenile court jurisdiction is waived; diverting cases through intake conferences or to juvenile conference committees and holding consent conferences in domestic relations cases.

Although intake services provide administrative assistance to the juvenile and domestic relations courts, they are designed to divert from the juvenile court first and minor offenders who do not require a court hearing of their cases but who may be in need of professional social services available in the community. Additionally, their monitoring of admissions to detention and shelter care facilities insures that such admissions are made pursuant to the Rules of Court and applicable statutory provisions.

A complaint that comes to the attention of the juvenile and domestic relations court is screened by the

intake service, which determines whether the offense alleged is serious enough to warrant a court hearing. This screening process requires the examination of existing court and probation records, as well as a discussion of the situation with the arresting officer or complaining witness. Subsequent to the screening process first and minor offenders who have allegations of delinquency made against them may be diverted from court and referred to a juvenile conference committee (consisting of representatives of various community groups appointed by the court to serve as an arm of the court in hearing juvenile cases); while juveniles alleged to be in need of supervision may be diverted through an intake conference, an informal session conducted by intake service staff and designed to counsel the juvenile and to direct the juvenile and his family to the appropriate service agency in the community. Most juveniles alleged to have committed a second minor offense are diverted from court through the intake conference procedure.

Six of the 16 counties with an intake service provide both juvenile and domestic relations intake. The Manual requires the provision of domestic relations intake so that all domestic relations complaints will be scheduled for consent conferences subsequent to screening by the intake service. These conferences, conducted by intake service staff, are designed to resolve domestic relations disputes informally, without a court hearing.

Where no resolution can be effected, the conferences assist the court in determining the support payments required and service agency referrals, where appropriate.

These diversion alternatives enable first and minor offenders to avoid a court appearance and possible adjudication and provide juvenile and domestic relations court judges with more courtroom time to hear cases involving serious offenders, disputed or involved fact patterns or serious psychological and emotional problems. Both these diversion alternatives and the availability of more courtroom time are the result of the several intake services' common goals: Diversion from the juvenile and domestic relations court; reduction in court backlog and the length of time between receipt of a complaint and disposition thereof; reduction of juvenile recidivism and the prevention of future anti-social conduct; and objectives designed to attain those goals: Diversion of cases through intake conferences and to juvenile conference committees; assisting in the supervision and coordination of the committees; monitoring of admissions to detention and shelter care facilities; follow-up of cases referred to social service, youth and family serving agencies and developing better referral mechanisms between the juvenile and domestic relations court and those agencies.

Several county juvenile and domestic relations courts and probation departments continued to experience in 1976-1977 the positive effects of an operational intake

service that were evidenced initially in 1975-1976.

Atlantic County has had a 20 percent reduction in cases scheduled for the counsel not mandatory calendar, with that calendar now scheduled bi-monthly rather than weekly as it was prior to the implementation of the Atlantic County Intake Service. Bergen County has had a reduction off from 14 days to 10 days between the time a juvenile is taken into custody and a court hearing is held. Hudson County has had a decrease in the number of cases scheduled for the counsel not mandatory calendar and a corresponding decrease in the number of counsel not mandatory bench hours. Mercer County has had a 33 percent reduction in the court's workload. Finally, Monmouth County has had a 16 percent reduction in the juvenile and domestic relations court backlog, as diversion through the Monmouth County Intake Service has made more court time available for the hearing of cases already scheduled for court.

The Essex County Probation Department has continued to experience a reduction in juvenile probation caseloads. Probation departments in the counties of Mercer, Middlesex, Monmouth, Morris and Passaic experienced similar reductions. Furthermore, the Gloucester County Probation Department has been able to reduce from four to three the number of probation officers assigned to the supervision of juvenile caseloads.

The several intake services have affected positively other components of the juvenile justice system and

agencies within those components. Additional characteristics and effects of each intake service are further set forth and described in the brief narratives and in Tables D-3, D-4 and D-5.

Atlantic County: Has established clerk functions within the juvenile and domestic relations court, has had significant success at insuring that admissions to the detention and shelter care facilities are consistent with the Rules of Court and appropriate statute, has increased the number of and referrals to juvenile conference committees, especially in Atlantic City, and utilizes the county-wide Youth Service Bureau as a major referral resource.

Bergen County: Has increased the number of operational juvenile conference committees from 8 to 64, with some committees operating on a regional basis, so that more than 90 percent of Bergen County municipalities fall within the expanded juvenile conference committee network. Intake statistics indicate that less than 10 percent of those juveniles who are diverted initially have subsequent contact with the court.

Burlington County: Has experienced an increase in the number of complaints disposed of by court hearings or through diversion from court, even though the number of court days scheduled for juvenile matters has decreased.

Camden County: Has established a family intake unit, which provides both juvenile and domestic relations

intake and includes two family specialists who provide crisis intervention and short-term family counseling to juveniles and/or families referred from detention/shelter care facilities, intake conferences and domestic relations consent conferences. An investigator assigned from the Camden County Prosecutor's Office assists the intake unit as a liaison with police departments and in complaint screening. Intake staff has received training in family counseling.

Cape May: Established in May, 1977. Utilizes intake conferences rather than juvenile referees in diverting cases from court. Plans to establish juvenile conference committees.

Essex County: Provides both juvenile and domestic relations intake and has the capability to accomodate 1,000 cases involving juveniles and families seeking problem resolution, where no complaint is made. Less than 30 percent of those juveniles initially diverted have subsequent court contact. Intake staff has had training in family crisis intervention counseling.

Gloucester County: Established in April, 1977. Has diverted more than 35 percent of complaints filed through intake conferences or by referral to juvenile conference committees. Has had significant success at insuring that admissions to detention/shelter care facilities are consistent with Rules of Court and appropriate statutes.

Hudson County: Provides both juvenile and domestic relations intake. Less than 10 percent of those juveniles diverted through intake conferences or by referral to conference committees have subsequent court contact. Utilizes the North Hudson Youth Service Bureau as a major referral resource.

Mercer County: Established in 1974 as a juvenile conference committee improvement project, later expanded into a fully operational intake service. Cases diverted primarily through intake conferences.

Middlesex County: Provides juvenile intake with probation department staff holding domestic relations consent conferences. Has a court liaison function, whereby it assists the court in detention/shelter and preliminary hearings. Cases diverted primarily by referral to juvenile conference committees.

Monmouth County: Established in November, 1976. Has diverted approximately 40 percent of complaints filed since that time through intake conferences or by referral to juvenile conference committees. Utilizes Children's Psychiatric Center and Monmouth Family Center as referral resources.

Morris County: Established in January, 1972. Provides both juvenile and domestic relations intake and since March, 1974 has had the capability for the diversion of disorderly persons complaints involving one member of a

family group (husband, wife, minor children) as the complainant and another as the defendant. Diverts approximately 70 percent of both juvenile and domestic relations matters and has enabled the juvenile and domestic relations court to become a de facto family court.

Ocean County: Established a fully functioning intake service in June, 1977 subsequent to establishing a pilot intake service designed to divert juveniles in need of supervision in March, 1976. Both juveniles alleged to be delinquent and those who evidence a need for supervision, if they are first or minor offenders, are diverted from court through intake conferences or by referral to juvenile conference committees.

Passaic County: Has experienced substantial success in diverting juveniles through intake conferences or by referral to juvenile conference committees. Less than 10 percent of those juveniles initially diverted have had subsequent contact with the court.

Somerset County: Has been operational for more than 20 years. Provides both juvenile and domestic relations intake.

Union County: Established in January, 1977. Has diverted more than 55 percent of complaints screened since that time through intake conferences or by referral to juvenile conference committees. Utilizes the county-wide Youth Service Bureau as its major referral resource.

Pretrial Intervention

Pretrial intervention, as a current criminal justice reform, is intended to remove selected defendants from the traditional methods of prosecution and simultaneously reduce the congestion and delay existing in criminal courts. Such programs are directed toward those individuals arrested and charged who, with the assistance of short-term rehabilitative skills and services, appear willing and able to remain uninvolved in future criminal activities. Pretrial intervention is also geared toward those individuals who may be harmed by the criminal sanctions imposed and for whom such an alternative can serve as an adequate deterrence to future criminal conduct.

During the 1976-1977 court year, the Pretrial Services Section has continued to focus on the development of pretrial intervention programs in all counties in New Jersey, while continuing to work with existing programs toward a unified pretrial system. Under the auspices of the Chief, Pretrial Services, and the Coordinator, Pretrial Intervention, this unit has been continued with funding from the State Law Enforcement Planning Agency. At the close of the 1975-1976 court year, there were county-based pretrial intervention programs in 11 counties, along with 2 municipally run diversion programs.

The number of county pretrial intervention programs approved by the Supreme Court has now reached 19, with only Sussex and Warren lacking involvement in PTI.

In December 1976, the Burlington-Ocean vicinage received Supreme Court approval for programs in both counties. Both programs are run out of the county probation department, although the Burlington program is jointly administered through the Trial Court Administrator. In January 1977, the three southern counties of Cape May, Cumberland and Salem began operation of pretrial intervention programs (approval had been received in January 1976 for the entire Atlantic Vicinage but only Atlantic had started at that time). Although three of these programs are located within county probation departments, all PTI activities in the Atlantic Vicinage are under the supervision of the Atlantic Vicinage Trial Court Administrator. The Somerset County PTI Program received Supreme Court approval in December 1976, and began operation under the auspices of the Somerset County Probation Department. In January 1977, the Hunterdon County program received operational approval. This program is supervised by the Mercer Vicinage Trial Court Administrator, with a Vicinage Coordinator supervising both the Mercer and Hunterdon programs. The Monmouth County PTI program received approval for operation in July 1977, and is expected to be operational in the fall of 1977. All of the programs receiving approval and becoming operational during the past court year have been limited to handling only indictable cases. A current listing of all PTI programs in New Jersey is contained within this report.

The Proposal for Statewide Implementation of a Uniform Program of Pretrial Intervention under New Jersey Court Rule 3:28 (hereinafter referred to as the PTI Plan), postulates five basic goals around which all activity within the Pretrial Services Section is focused.

1. Supervise the development of programs in accordance with New Jersey Supreme Court policy as shown in the PTI Plan;
2. Ensure uniformity of criminal justice and participant processing procedures;
3. Ensure uniformity and consistency of data collection and individual and overall comparative program monitoring and evaluation;
4. Continue procedural experimentation and development in pretrial intervention; and,
5. Promote uniformity of personnel practices and salaries.

The activities of the Pretrial Services Section have been directly oriented toward the above-listed goals. All new program proposals and grant applications for PTI programs are carefully screened by this office to ensure the maintenance of a consistent approach to PTI across the State. Both newly created and ongoing programs are monitored throughout the year in operational and programmatic aspects to ensure as much uniformity as possible.

Continued assistance has been provided by this office concerning the problems and program changes occurring as a result of the Guidelines for Operation of Pretrial

Intervention in New Jersey, adopted by the Court in September 1976. We have also worked directly with programs encountering specific local problems to assist them in working at problematic matters. Meetings are held regularly with the PTI program directors to continue the open communication system and to permit the Administrative Office of the Courts' staff greater knowledge of the programs' needs. Frequently, special meetings are arranged between PTI staff and local service delivery agents to facilitate effective communication and utilization of services.

The Pretrial Services Section collects and compiles monthly statistical reports from all PTI programs. The information is utilized in determining staffing patterns, workloads, program output and budget allocations. In the same vein, all programs are visited on a regular basis to allow up-to-date monitoring of staff activities, client processing, service delivery, and conformity to the PTI Plan. There has been much time spent in evaluating the feasibility of utilizing county computer facilities for PTI tracking, statistics and evaluation projects. The current system in use in one county is being reviewed for widespread applicability with the necessary revisions that would need to be made. Such "computerizations" will be implemented in conjunction with the upcoming State Judicial Information Systems and related PTI statistical programs.

In addition to the aforementioned, many activities have been undertaken by the Chief, Pretrial Services, and

the Coordinator, Pretrial Intervention, which are oriented toward the general enhancement of PTI in New Jersey. With the existence of 19 approved PTI programs across the state, it was felt this year that training of program staff should become a priority. After much discussion and consideration, we designed two two-and-one-half-day conferences for all PTI staff, designated judges and program directors. During these conferences, training sessions in counseling and communication skills were offered as well as a special program for the directors and judges which focused on operational and legal matters.

The Pretrial Services staff have also been quite involved in the development of a system in New Jersey to implement the recently enacted Alcohol Treatment and Rehabilitation Act. Since many of the activities related to this Act are diversion oriented, certain program staff have been very active in planning and running training programs, developing manuals and establishing specific procedures to be utilized by court and probation personnel.

The statistics available for this past court year indicate a great increase in activity in pretrial intervention throughout the state. This is due in part to the increase in the number of programs approved for operation, but is also related to the increasing reliance placed on the pretrial intervention programs. In 1975-1976 there were 5,972 applications to PTI programs recorded, while in the 1976-1977 court year that number was 16,328, an

increase of 173 percent. Similarly, the number of enrollments in 1975-1976 was 2,502 while in 1976-1977 it was 4,073, an increase of 62 percent. It is becoming more apparent that pretrial intervention is providing a viable alternative to traditional defendant prosecution for those individuals who fit into the three criteria outlined by the Supreme Court in the aforementioned Guidelines: Amenability to correction; responsiveness to rehabilitation and the nature of the offense.

PROBATION RESEARCH AND DEVELOPMENT

During the 1976-1977 court year, Probation Research and Development maintained its emphasis on the administrative improvement of probation services throughout the state. The service continued providing direct staff assistance to the judiciary through information analysis and distribution, staffing pattern analysis, budgetary planning assistance, collective bargaining research and the provision of assistance in the development of probation department operational manuals.

The Probation Administrative Management System, the information collection and analysis component of Probation Research and Development, continued its expansion of services to probation in the areas of volunteer activities, child support operations and training programs (at both the state and county levels). Plans for increased use of PAMS include providing for the incorporation of pre-trial intervention program, bail activity and intake service

information. In 1977, Probation Research and Development began the compilation and distribution of PAMS monthly summaries to the 21 county probation departments. These summaries are designed to achieve greater levels of data utilization within the probation service by providing current information to probation administrators at the state and local levels on probation personnel, supervision and investigation workloads, volunteer and training program activity, and child support enforcement operations. County level feedback on this operation has been extremely positive and resulted in plans for increasing both the depth and breadth of information presented.

During the court year, Probation Research and Development prepared and submitted a grant proposal to the State Law Enforcement Planning Agency to fund the activities of the Probation Administrative Management System and permit further development of the client-oriented information component--the Probation Management Information System.

In response to requests from the judiciary and probation service, Probation Research and Development undertook the following specific activities during the court year:

1. Continued development of a monthly reporting system to provide current information to the judiciary on probation practices;
2. Provision of technical administrative assistance in the operation of probation departments;

3. Provision of administrative-oriented research on operational and policy issues;
4. Research analysis and participation in probation collective bargaining procedures throughout the state;
5. Analysis of workload staffing patterns and personnel distribution in selected probation departments;
6. Development and distribution of a Uniform Reciprocal Enforcement of Support Act Directory;
7. Development of a programmatic audit package to measure the degree of compliance of county probation department child support enforcement activities with promulgated rules, regulations and policies;
8. Provision of assistance in upgrading child support procedures; and,
9. Continued distribution of the Probation Practices Manual and maintenance of its updating system.

Probation Research and Development will continue in the 1977-1978 court year to develop and expand model programs designed to improve the delivery of probation services to the judiciary, clients and the public. Efforts will be maintained to provide comprehensive information to probation administrators at the county, state and affected federal levels, to ensure improved operational capabilities while assisting specific departments as the need arises.

PROBATION TRAINING

Probation Training provides a variety of on the job training courses to probation personnel throughout the state. During the court year ending August 31, 1977, a total of 256 staff members completed orientation courses for newly appointed probation officers and investigators. This figure includes 112 staff members trained in the Administrative Office of the Courts' approved county level programs and 70 investigators trained under the Child Support Enforcement Act (Title IV-D of the Social Security Act).

During the year, the probation officers' orientation course was revised and expanded to 12 full days with a greater emphasis placed on the enrolled officers' participation. Each officer is expected to make individual field trips to county institutions and to write evaluations of the role of those institutions in the criminal justice system.

Probation Training cooperated with Bergen, Camden, Essex and Middlesex Counties in conducting orientation programs within their local probation departments. During the next court year, county administered orientation programs will be extended to three additional counties--Ocean, Passaic and Union. In addition, 82 officers have completed the advanced course in skills and methods; 34 officers completed the group counseling courses. Courses in budgeting and accounting procedures were offered to administrators and

supervisory personnel, with 30 supervisors and administrators in attendance. The narrative report writing course was offered on a limited basis and seven officers completed the course during the court year. A presentence investigators' writing course was offered with eight officers participating. A seminar in caseload management was offered with 13 officers participating.

In cooperation with the Department of Health, Division of Alcoholic and Substance Abuse Prevention and Education, Probation Training coordinated the participation of 26 officers in various courses offered at the Division of Alcohol, Training and Education Center in Princeton. In addition, 40 probation officers completed courses in behavior modification self-control techniques at the Training and Education Center. In cooperation with the Division of Alcoholism, two courses were offered in counseling alcoholics on probation. Nineteen probation officers and 14 parole officers completed the courses. These courses were designed to meet a continuing need in dealing with alcoholics under the courts' supervision. In cooperation with the Volunteers in Probation program, Probation Training helped coordinate a course in Training the Trainer for Volunteer Directors--19 officers completed the course. Probation Training also cooperated in three regional training seminars for Volunteers in Probation; total attendance was over 450 volunteers.

During the year, four new seminars were added

to the list of courses offered by Probation Training. To meet the needs of the juvenile intake system, a course in prejudicial conference administration was developed with 18 officers completing the course. A course in Family Crisis Intervention was also developed with 17 officers completing the course. A seminar in assertiveness training with 32 officers; and, a seminar entitled Perspectives on Human Sexuality was developed--16 officers completed the course.

In addition to courses conducted at the Probation Training Center, Probation Training supervised staff participation at several institutes, seminars and workshops including 13 officers at the Summer School of Alcohol Studies at Rutgers University; 3 officers at the Training the Trainers course at Rutgers Graduate School of Social Work; and, 1 officer completed the Alcohol Counseling course at Johns Hopkins University.

A comparison of the courses offered at the office of Probation Training for the last 5 years is found in Table E-1. All of the aforementioned in-service training courses presented were developed and conducted by Probation Training staff; the total cost of staff training was \$52,000 for the 1976-1977 court year. Thus, 625 participants completed various training courses at an average cost of \$83.20. The Educational Scholarship fund which provided financial assistance for probation officers was not funded during this court year. As of July 1, 1977, the funding

for the Probation Training Center was absorbed by the State of New Jersey. Additional federal funds are anticipated for the development of additional training courses and expansion of the present training program during the next court year. Specific emphasis will be placed on development of probation supervision training seminars.

One of the most successful functions of the Probation Training Center is the Advisory Committee on Probation Training. During the last court year this committee has been expanded to include representation from all levels of the probation structure and from various areas of probation services. The committee advises the Probation Training Center on the development of new training programs and acts as a communication link between the State center and the various county probation departments.

Training At Local County Level

During the last year the area of the largest growth in staff training has been the development of training programs on the local county level. Several of the departments have developed new training programs for their personnel. A county-by-county comparison is shown in Table E-2. The most successful county administered training program during the last year has been Middlesex County which consisted of over 10,000 staff training hours. Some of the other successful county programs include: Essex--over 3,000 staff training hours; Camden--over 2,500 staff training hours; Morris--1,300 staff training hours; and

Bergen, Hudson and Passaic Counties--approximately 1,000 staff training hours.

The Probation Training Center cooperates with the county training programs by providing staff and training materials whenever possible.

The major goals for Probation Training are to upgrade, intensify and expand client services; to help probation officers attain the knowledge, skills and attitudes requisite to job performance and to involve all levels of probation staff in some type of formal probation training. Attaining these goals in the coming court year will be accomplished through the continuance of courses that have been conducted, the development of several new training courses and through the activities of the Training Advisory Committee.

CHILD SUPPORT ENFORCEMENT PROGRAM

The Administrative Office of the Courts has completed its second full year of participation in the program of child support and establishment of paternity enacted by Congress in 1975 by P.L. 93-647 as Title IV-D of the Social Security Act. The past year has seen the resolution of many of the problems arising from the implementation of the program under a cooperative agreement with the Division of Public Welfare, the administering agency for the State of New Jersey, but others still await settlement at the federal level.

At the outset of the program, resistance was encountered from a number of Boards of County Freeholders to the addition of staff in the County Probation Departments required to implement the requirements of the Federal statute and regulations with respect to the procurement and enforcement of child support orders. During the past court year this opposition has been overcome, in one instance by court order, and all County Probation Departments have reached or closely approached the uniform staffing patterns prescribed by the Administrative Office of the Courts in accordance with the provisions of the cooperative agreement. In addition, a Programmatic Auditor has been added to the AOC staff and has completed the initial review of each of the county probation departments to determine the extent of compliance with applicable State statutes, court rules and policies of the Administrative Office of the Courts, as well as the provisions of the Federal statute and regulations for implementation of an effective program. The basic purpose of the initial audit has been to detect and correct any potential problem areas in anticipation of the initial review of the New Jersey child support program by the regional audit staff of the Department of Health, Education and Welfare.

Child support collections and distributions to Welfare agencies and individual recipients reached a total of \$83,922,675.08 for the fiscal year ending June 30, 1977. Of this total \$18,773,364.58 (22.3%) went to Welfare agencies and \$65,149,310.50 (77.7%) to individuals not receiving Aid

for Families with Dependent Children. Total collections in the quarter ended June 30, 1977 were \$21,997,864.56 as compared with \$19,473,485.74 in the same period of 1976, an increase of 11.5%.

Federal financial participation in the expenses incurred by the Administrative Office of the Courts and the county probation departments has been limited to 75% of salaries and fringe benefits of the Title IV-D staff as the result of a determination by the Department of Health, Education and Welfare that all other expenses are ordinary costs of the Judiciary which are excluded by the Federal statute. An administrative appeal taken by the state from this ruling is still pending. Total reimbursement received by the counties from HEW during the fiscal year ending June 30, 1977 amounted to \$5,614,581.84 as compared with \$4,370,976.32 for the preceding fiscal year. The total claims for administrative costs which have been disallowed amount to \$1,544,352.47 for the two fiscal years since inception of the program.

Changing demands for statistical information have required the development of new Title IV-D reporting forms during the past year and this process is continuing in the direction of simplification and elimination of many of the original requirements.

It is felt that problems such as obtaining the support of the County Freeholders to provide for additional staff requirements and satisfying the requirement that the

state provide 25% of the cost of the program to supplement the 75% Federal financial participation could best be overcome by legislation officially endorsing the Title IV-D program. Such legislation should either mandate the state to assume the full 25% obligation or specifically exempt the counties from the limits of the CAPS statute. Accordingly, a study is now under way to develop recommendations for presentation to the Legislature, including the review of statutes enacted in other states for this purpose.

COLLECTIVE BARGAINING IN PROBATION

During the past court year, there has been an increase in the number of separate bargaining units of probation officers. This increase is attributable to the breakaway of supervisors from line staff bargaining units in a number of counties. By August 31, 1977 twenty-six separate and distinct probation officer employee bargaining units existed representing nearly 1,000 probation officers. Pursuant to the directions of the Supreme Court, the Assistant Director for Probation has conducted labor negotiations on behalf of the County Court Judges throughout the state, since January, 1976. During the 1976-1977 court year, the Assistant Director with the assistance of Probation Research and Development staff has been responsible for contract negotiations in 15 counties.

Preliminary research on the impact of this centralized bargaining structure indicates an increase in the uniformity of non-economic probation working

conditions, as well as a decrease in the disparity of salary ranges and economic conditions of employment.

PROBATION TABLE A-1
PROBATION PERSONNEL & SALARY RANGES
AS OF AUGUST 31, 1977

| County | Chief Probation Officer | | | | Assistant Chief Probation Officer | | | | Principal Probation Officer I | | | | Principal Probation Officer II | | | | Senior Probation Officer | | | | Probation Officer | | | |
|-------------------------------|-------------------------|----------------|------------------|-----------------|-----------------------------------|----------------|------------------|---------------|-------------------------------|----------------|------------------|-----------------|--------------------------------|----------------|------------------|-----------------|--------------------------|----------------|------------------|-----------------|-------------------|----------------|------------------|-----------------|
| | Total * | Permanent Male | Permanent Female | Salary Ranges | Total * | Permanent Male | Permanent Female | Salary Ranges | Total * | Permanent Male | Permanent Female | Salary Ranges | Total * | Permanent Male | Permanent Female | Salary Ranges | Total * | Permanent Male | Permanent Female | Salary Ranges | Total * | Permanent Male | Permanent Female | Salary Ranges |
| Atlantic | 1 | 1 | 0 | \$13,190-25,038 | 0 | 0 | 0 | | 1 | 1 | 0 | \$12,330-23,405 | 1 | 0 | 1 | \$11,520-21,870 | 7 | 5 | 2 | \$10,060-19,098 | 14 | 9 | 3 | \$ 9,400-17,845 |
| Bergen | 1 | 1 | 0 | 27,243 | 1 | 1 | 0 | \$22,748 | 4 | 3 | 1 | 19,900 | 9 | 7 | 1 | 19,000 | 25 | 15 | 10 | 13,950-17,500 | 40 | 21 | 12 | 10,400-15,600 |
| Burlington | 1 | 0 | 0 | 20,900 | 0 | 0 | 0 | | 0 | 0 | 0 | | 2 | 1 | 1 | 14,800 | 11 | 7 | 2 | 11,800 | 31 | 5 | 7 | 9,400 |
| Camden | 1 | 1 | 0 | 23,276-29,095 | 1 | 1 | 0 | 21,160-25,921 | 6 | 5 | 1 | 14,812-21,477 | 5 | 4 | 0 | 12,676-18,620 | 13 | 7 | 3 | 10,791-15,870 | 60 | 35 | 18 | 9,734-14,177 |
| Cape May | 1 | 1 | 0 | 17,056-22,576 | 0 | 0 | 0 | | 0 | 0 | 0 | | 2 | 2 | 0 | 13,365-18,878 | 2 | 2 | 0 | 11,541-16,369 | 9 | 5 | 3 | 10,469-14,896 |
| Cumberland | 1 | 1 | 0 | 14,057-22,405 | 0 | 0 | 0 | | 1 | 1 | 0 | 12,274-19,562 | 3 | 3 | 0 | 11,471-18,283 | 7 | 4 | 1 | 10,015-15,963 | 9 | 8 | 1 | 9,361-15,009 |
| Essex | 1 | 0 | 1 | 24,389-34,053 | 5 | 5 | 0 | 17,860-24,897 | 9 | 9 | 0 | 16,012-22,331 | 24 | 21 | 3 | 14,414-20,174 | 74 | 58 | 16 | 12,822-18,149 | 106 | 82 | 21 | 11,710-16,531 |
| Gloucester | 1 | 0 | 1 | 16,800-22,400 | 0 | 0 | 0 | | 0 | 0 | 0 | | 4 | 3 | 1 | 12,500-17,400 | 6 | 4 | 0 | 10,800-15,000 | 12 | 9 | 0 | 9,400-12,900 |
| Hudson | 1 | 1 | 0 | 26,043 | 1 | 1 | 0 | 24,898 | 5 | 5 | 0 | 16,700-19,701 | 8 | 7 | 1 | 15,510-19,477 | 35 | 33 | 2 | 11,700-17,683 | 20 | 13 | 6 | 9,950-12,518 |
| Hunterdon | 1 | 1 | 0 | 18,634 | 0 | 0 | 0 | | 0 | 0 | 0 | | 0 | 0 | 0 | | 4 | 2 | 1 | 11,223-15,735 | 2 | 1 | 1 | 9,756-13,704 |
| Mercer | 1 | 0 | 0 | 20,842-28,004 | 0 | 0 | 0 | | 1 | 1 | 0 | 16,033-21,542 | 5 | 3 | 2 | 13,942-18,732 | 20 | 15 | 7 | 12,124-16,289 | 10 | 4 | 5 | 10,491-13,581 |
| Middlesex | 1 | 1 | 0 | 20,044-31,891 | 2 | 1 | 1 | 15,770-26,181 | 4 | 3 | 1 | 14,732-23,019 | 15 | 9 | 5 | 14,035-21,879 | 45 | 13 | 5 | 11,608-16,739 | 35 | 10 | 21 | 10,000-13,626 |
| Monmouth | 1 | 1 | 0 | 25,531-33,784 | 1 | 0 | 0 | 18,920-25,620 | 0 | 0 | 0 | | 3 | 0 | 0 | 13,895-18,438 | 5 | 1 | 0 | 10,000-17,371 | 39 | 18 | 9 | 9,000-15,730 |
| Morris | 1 | 1 | 0 | 27,800 | 1 | 1 | 0 | 22,500 | 0 | 0 | 0 | | 6 | 6 | 0 | 18,500-19,600 | 6 | 3 | 3 | 13,627-17,092 | 37 | 22 | 9 | 10,800-15,300 |
| Ocean | 1 | 1 | 0 | 20,000 | 1 | 0 | 0 | | 0 | 0 | 0 | 18,360 | 5 | 5 | 0 | 16,320 | 12 | 4 | 1 | 13,500 | 26 | 11 | 6 | 10,550 |
| Passaic | 1 | 1 | 0 | 23,910-29,730 | 2 | 2 | 0 | 20,870-25,670 | 6 | 1 | 1 | 17,710-22,000 | 4 | 3 | 1 | 15,650-19,790 | 20 | 12 | 7 | 14,237-17,877 | 39 | 28 | 9 | 11,167-15,614 |
| Salem | 1 | 0 | 0 | 16,615-21,600 | 0 | 0 | 0 | | 0 | 0 | 0 | 15,689-18,841 | 1 | 1 | 0 | 12,061-15,677 | 4 | 3 | 0 | 10,419-13,545 | 7 | 6 | 1 | 9,450-12,283 |
| Somerset | 1 | 1 | 0 | 33,000 | 0 | 0 | 0 | | 3 | 3 | 0 | 15,689-28,841 | 6 | 6 | 0 | 14,547-24,994 | 9 | 6 | 3 | 12,229-19,638 | 30 | 22 | 5 | 11,276-16,923 |
| Sussex | 1 | 1 | 0 | 20,800 | 0 | 0 | 0 | | 0 | 0 | 0 | | 1 | 1 | 0 | 15,080-20,360 | 1 | 1 | 0 | 10,840-14,640 | 9 | 2 | 4 | 9,300-12,560 |
| Union | 1 | 0 | 0 | 22,350 | 1 | 1 | 0 | 21,850 | 3 | 3 | 0 | 17,200-22,000 | 7 | 6 | 1 | 16,200-19,200 | 20 | 16 | 4 | 12,000-17,100 | 41 | 22 | 16 | 11,000-16,100 |
| Warren | 1 | 1 | 0 | 14,947-20,176 | 0 | 0 | 0 | | 0 | 0 | 0 | | 1 | 0 | 1 | 12,296-16,601 | 3 | 3 | 0 | 11,152-15,058 | 8 | 5 | 3 | 9,633-13,007 |
| TOTAL | 21 | 15 | 2 | | 16 | 13 | 1 | | 43 | 35 | 4 | | 112 | 88 | 18 | | 333 | 214 | 67 | | 584 | 338 | 160 | |
| TOTAL ONE YEAR AGO | 21 | 16 | 1 | | 14 | 13 | 1 | | 44 | 37 | 3 | | 101 | 82 | 15 | | 274 | 202 | 56 | | 575 | 322 | 155 | |
| PERCENT CHANGE FROM LAST YEAR | 0 | -6 | +100 | | +14 | 0 | 0 | | -2 | -5 | +33 | | +11 | +7 | +20 | | +22 | +6 | +20 | | +2 | +5 | +3 | |

* Also includes provisionals and temporaries, CETA personnel, and excludes persons on leave of absence.

Source: Probation Administrative Management System - Probation Research & Development.

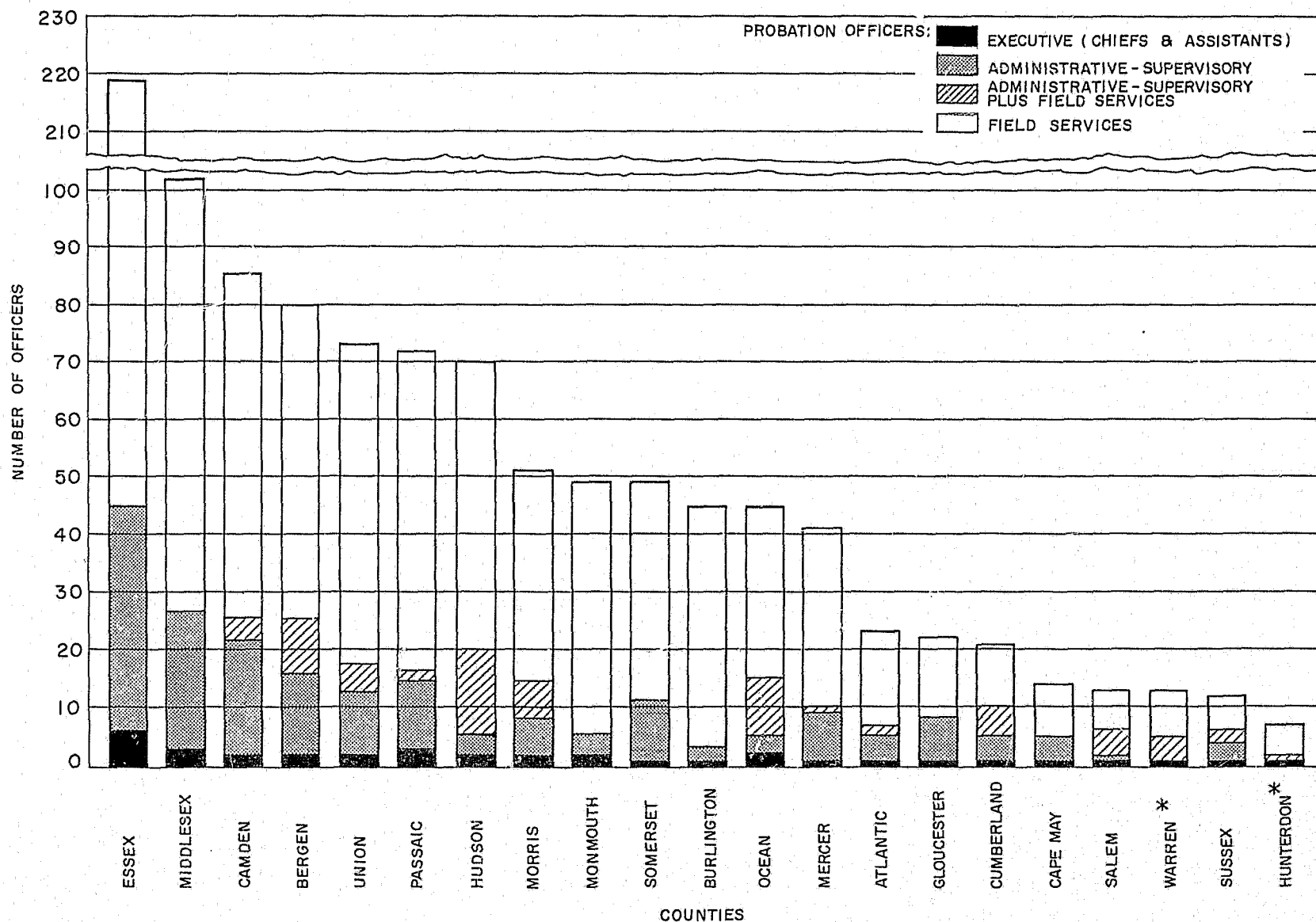
PROBATION TABLE A-2
OTHER PROFESSIONAL AND SUPPORTIVE PERSONNEL
AS OF AUGUST 31, 1977

| County | Senior Investigator | | | | Investigator | | | | Other Professionals Including Project Administrators | Accounting and Other Technical Personnel | | Clerical Salary Ranges with Minimum Less Than \$6,000 | | Clerical Salary Ranges with Minimum Greater Than \$6,000 | | Part-time All Classifications |
|----------------------------------|---------------------|-------------------|---------------------|-----------------|--------------|-------------------|---------------------|-----------------|--|---|----------------|---|----------------|--|----------------|----------------------------------|
| | Total * | Permanent Male | Permanent Female | Salary Ranges | Total * | Permanent Male | Permanent Female | Salary Ranges | | Total * | Salary Ranges | Total * | Salary Ranges | Total * | Salary Ranges | |
| Atlantic | 0 | 0 | 0 | | 15 | 2 | 0 | \$ 5,115- 9,709 | 1 | 8 | \$4,966- 9,709 | 15 | \$4,966-10,385 | 1 | \$6,260-11,895 | 0 |
| Bergen | 1 | 1 | 0 | \$ 7,665-13,706 | 17 | 3 | 4 | 6,920-12,720 | 1 | 10 | 5,650-13,706 | 23 | 5,500- 9,930 | 7 | 6,920-18,984 | 5 |
| Burlington | 0 | 0 | 0 | | 13 | 4 | 1 | 7,400-12,400 | 1 | 6 | 5,400-18,200 | 15 | 5,400-10,800 | 18 | 6,200-13,200 | 0 |
| Camden | 5 | 2 | 2 | 11,511 | 41 | 13 | 25 | 9,930 | 2 | 5 | 7,982- 9,786 | 0 | | 45 | 6,738-13,173 | 4 |
| Cape May | 1 | 1 | 0 | 10,993-14,693 | 5 | 2 | 2 | 8,203-11,072 | 1 | 4 | 6,123-11,072 | 0 | | 10 | 6,123-11,072 | 0 |
| Cumberland | 3 | 3 | 0 | 8,264-14,231 | 13 | 7 | 2 | 7,221-10,858 | 1 | 2 | 5,504-17,276 | 14 | 5,504- 8,275 | 2 | 6,311-10,154 | 1 |
| Essex | 0 | 0 | 0 | | 45 | 7 | 7 | 8,150-13,944 | 1 | 7 | 6,850-17,060 | 0 | | 96 | 6,450-17,334 | 8 |
| Gloucester | 3 | 0 | 3 | 8,260-10,701 | 11 | 0 | 6 | 7,493- 9,705 | 1 | 7 | 5,815-10,226 | 5 | 5,815- 7,634 | 14 | 6,106-11,837 | 2 |
| Hudson | 0 | 0 | 0 | | 13 | 2 | 7 | 7,000-10,500 | 1 | 5 | 6,500-12,500 | 4 | 5,600- 8,600 | 36 | 6,000-12,300 | 2 |
| Hunterdon | 0 | 0 | 0 | | 2 | 0 | 0 | 10,393-12,941 | 1 | 1 | 7,766- 9,670 | 0 | | 7 | 7,044-11,737 | 2 |
| Mercer | 0 | 0 | 0 | | 13 | 0 | 5 | 7,424-11,396 | 1 | 6 | 6,000-13,530 | 0 | | 35 | 6,000-13,530 | 1 |
| Middlesex | 3 | 2 | 0 | 8,613-13,685 | 40 | 5 | 6 | 7,600-11,476 | 5 | 10 | 5,035-15,089 | 25 | 4,287- 9,261 | 26 | 6,121-16,640 | 0 |
| Monmouth | 0 | 0 | 0 | | 15 | 3 | 0 | 7,189- 9,702 | 1 | 15 | 5,061- 8,473 | 18 | 5,109- 7,424 | 4 | 6,063-12,837 | 0 |
| Morris | 0 | 0 | 0 | | 12 | 4 | 3 | 8,000-12,250 | 1 | 5 | 5,700-11,215 | 23 | 5,500- 7,920 | 7 | 6,100-13,250 | 4 |
| Ocean | 0 | 0 | 0 | | 5 | 0 | 0 | 7,500 | 0 | 10 | 5,571-10,103 | 12 | 5,571- 8,905 | 4 | 6,314-12,203 | 0 |
| Passaic | 7 | 2 | 4 | 9,750-12,900 | 16 | 4 | 5 | 8,400-11,750 | 6 | 10 | 5,968-16,885 | 41 | 5,681- 8,173 | 31 | 6,269-19,047 | 1 |
| Salem | 1 | 0 | 1 | 8,750-10,385 | 2 | 0 | 0 | 6,790- 8,827 | 1 | 2 | 4,898- 8,985 | 9 | 5,148- 8,299 | 0 | | 0 |
| Somerset | 1 | 1 | 0 | 10,736-14,737 | 9 | 6 | 3 | 9,273-12,704 | 1 | 6 | 6,999-13,683 | 0 | | 22 | 6,565-15,940 | 7 |
| Sussex | 0 | 0 | 0 | | 4 | 3 | 0 | 7,610-10,290 | 0 | 3 | 5,330- 9,205 | 2 | 5,330- 7,120 | 3 | 6,070- 8,190 | 1 |
| Union | 0 | 0 | 0 | | 28 | 2 | 12 | 8,964-10,585 | 1 | 9 | 7,560-11,448 | 0 | | 43 | 7,236-14,492 | 2 |
| Warren | 0 | 0 | 0 | | 2 | 0 | 0 | 7,548-10,187 | 1 | 4 | 5,964-12,396 | 0 | | 5 | 6,232-11,297 | 1 |
| TOTAL | 25 | 12 | 10 | | 321 | 67 | 88 | | 29 | 135 | | 206 | | 416 | | 41 |
| TOTAL ONE YEAR AGO | 22 | 13 | 6 | | 235 | 50 | 69 | | 18 | 125 | | 194 | | 335 | | 38 |
| PERCENT CHANGE FROM LAST YEAR | +14 | -8 | +67 | | +37 | +34 | +28 | | +61 | +8 | | +6 | | +24 | | +8 |

* Also includes provisionals and temporaries, CETA personnel and excludes persons on leave of absence.

Source: Probation Administrative Management System - Probation Research and Development.

PROBATION TABLE A-3 DEPARTMENTAL ORGANIZATION BY FUNCTION AS OF AUGUST 31, 1977



* CHIEF PROBATION OFFICER ALSO SUPERVISES A CASELOAD OF PROBATIONERS.

SOURCE: PROBATION ADMINISTRATIVE MANAGEMENT SYSTEM - PROBATION RESEARCH & DEVELOPMENT

PROBATION TABLE B-1
WORK VOLUME - INVESTIGATIONS COMPLETED
SEPTEMBER 1, 1976 to AUGUST 31, 1977

| County | Adult Presentence (Criminal) County & Superior Courts | | Adult Presentence (Criminal) Municipal Court | | Juvenile Predisposition Juvenile & Domestic Relations Court | Chancery Custody Superior Court | Domestic Relations Juvenile & Domestic Relations Court | Bail/ROR | Grand Jury | Work Release | Inter- State Compact | Other* |
|-----------------------|--|------------|---|------------|--|--|--|----------|------------|-----------------|----------------------------|--------|
| | Long Form | Short Form | Long Form | Short Form | | | | | | | | |
| Atlantic | 826 | 0 | 0 | 0 | 161 | 23 | 0 | 214 | 0 | 0 | 43 | 712 |
| Bergen | 1,092 | 717 | 483 | 462 | 603 | 164 | 12 | 998 | 355 | 4 | 26 | 2,355 |
| Burlington | 1,041 | 0 | 56 | 0 | 272 | 63 | 115 | 831 | 0 | 0 | 18 | 35 |
| Camden | 1,205 | 0 | 0 | 40 | 360 | 46 | 181 | 4,871 | 525 | 0 | 57 | 62 |
| Cape May | 295 | 28 | 0 | 2 | 317 | 12 | 41 | 6 | 0 | 0 | 14 | 344 |
| Cumberland | 443 | 27 | 0 | 10 | 207 | 19 | 706 | 0 | 0 | 33 | 0 | 698 |
| Essex | 2,929 | 21 | 9 | 388 | 513 | 246 | 160 | 2,506 | 1,587 | 0 | 85 | 598 |
| Gloucester | 178 | 2 | 0 | 83 | 100 | 22 | 27 | 237 | 185 | 0 | 31 | 787 |
| Hudson | 1,041 | 0 | 0 | 86 | 994 | 76 | 41 | 4,317 | 0 | 3 | 82 | 217 |
| Hunterdon | 75 | 53 | 0 | 0 | 33 | 42 | 14 | 0 | 0 | 0 | 0 | 2 |
| Mercer | 723 | 68 | 1 | 223 | 440 | 66 | 25 | 0 | 0 | 0 | 38 | 20 |
| Middlesex | 970 | 294 | 3 | 141 | 232 | 133 | 3,801 | 2,706 | 0 | 0 | 16 | 2,089 |
| Monmouth | 1,402 | 77 | 1 | 13 | 1,326 | 84 | 42 | 800 | 0 | 0 | 4 | 816 |
| Morris | 378 | 1 | 0 | 66 | 132 | 158 | 32 | 282 | 0 | 0 | 0 | 677 |
| Ocean | 594 | 232 | 1 | 142 | 260 | 78 | 39 | 169 | 0 | 0 | 26 | 304 |
| Passaic | 993 | 0 | 0 | 415 | 173 | 118 | 81 | 1,687 | 1,345 | 0 | 26 | 1,632 |
| Salem | 244 | 27 | 3 | 0 | 101 | 0 | 718 | 0 | 0 | 0 | 2 | 1,054 |
| Somerset | 337 | 88 | 0 | 35 | 493 | 61 | 171 | 509 | 0 | 0 | 142 | 1,409 |
| Sussex | 115 | 25 | 0 | 2 | 53 | 31 | 14 | 25 | 0 | 0 | 0 | 23 |
| Union | 1,575 | 13 | 126 | 0 | 524 | 84 | 1,490 | 924 | 0 | 0 | 1 | 6 |
| Warren | 66 | 91 | 2 | 4 | 67 | 33 | 10 | 1 | 0 | 0 | 9 | 126 |
| TOTAL | 16,522 | 1,764 | 685 | 2,112 | 7,361 | 1,559 | 7,720 | 21,083 | 3,997 | 40 | 620 | 13,966 |
| TOTAL ONE YEAR AGO | 17,257 | 1,795 | 658 | 2,202 | 7,270 | 1,274 | 6,959 | 20,122 | 3,184 | 241 | 467 | 13,279 |
| PERCENTAGE CHANGE | -4.3 | -1.7 | +4.1 | -4.1 | +1.3 | +22.4 | +10.9 | +4.8 | +25.5 | -83.4 | +32.8 | +5.2 |

* Includes Juvenile Detention Investigations, Public Defender Investigations, Split Investigations, Pretrial Intervention Investigations & all limited investigations.

Source: Probation Administrative Management System - Probation Research & Development.

PROBATION TABLE B-2
WORK VOLUME - ADULT PROBATION SUPERVISION
SEPTEMBER 1, 1976 - AUGUST 31, 1977

| County | Beginning September 1, 1976 | | | | Added 1976-77 | | | | Transferred 1976-77 | | | | Terminated 1976-77 | | | | Remaining August 31, 1977 | | | |
|--------------------|--------------------------------------|----------------------------|---|---------------|--------------------------------------|----------------------------|---|---------------|--------------------------------------|----------------------------|---|---------------|--------------------------------------|----------------------------|---|---------------|--------------------------------------|----------------------------|---|---------------|
| | County and Superior Court (Criminal) | Municipal Court (Criminal) | Juvenile and Domestic Relations Court (Adult) | County Parole | County and Superior Court (Criminal) | Municipal Court (Criminal) | Juvenile and Domestic Relations Court (Adult) | County Parole | County and Superior Court (Criminal) | Municipal Court (Criminal) | Juvenile and Domestic Relations Court (Adult) | County Parole | County and Superior Court (Criminal) | Municipal Court (Criminal) | Juvenile and Domestic Relations Court (Adult) | County Parole | County and Superior Court (Criminal) | Municipal Court (Criminal) | Juvenile and Domestic Relations Court (Adult) | County Parole |
| Atlantic | 574 | 125 | 0 | 0 | 349 | 151 | 0 | 0 | 39 | 4 | 0 | 0 | 339 | 106 | 0 | 0 | 545 | 166 | 0 | 0 |
| Bergen | 1,579* | 462* | 33* | 0 | 1,097 | 929 | 0 | 0 | 228 | 50 | 0 | 0 | 955 | 722 | 30 | 0 | 1,493 | 619 | 3 | 0 |
| Burlington | 484 | 239 | 253 | 0 | 895 | 428 | 250 | 0 | 250 | 136 | 0 | 0 | 311 | 221 | 212 | 0 | 818 | 310 | 291 | 0 |
| Camden | 1,296 | 1,000 | 158 | 0 | 760 | 504 | 19 | 0 | 244 | 68 | 1 | 0 | 473 | 561 | 63 | 0 | 1,339 | 875 | 113 | 0 |
| Cape May | 525 | 28 | 0 | 0 | 196 | 20 | 0 | 0 | 23 | 0 | 0 | 0 | 182 | 28 | 0 | 0 | 516 | 20 | 0 | 0 |
| Cumberland | 466 | 98 | 0 | 0 | 269 | 106 | 0 | 0 | 57 | 4 | 0 | 0 | 192 | 105 | 0 | 0 | 486 | 95 | 0 | 0 |
| Essex | 2,773 | 2,345 | 1,542 | 9 | 1,877 | 1,925 | 1,029 | 22 | 189 | 25 | 2 | 0 | 1,532 | 1,984 | 450 | 22 | 2,929 | 2,261 | 2,119 | 9 |
| Gloucester | 319 | 141 | 26 | 0 | 201 | 100 | 2 | 0 | 40 | 1 | 0 | 0 | 161 | 70 | 0 | 0 | 319 | 170 | 28 | 0 |
| Hudson | 2,242 | 830 | 0 | 0 | 709 | 633 | 0 | 4 | 115 | 43 | 0 | 0 | 795 | 502 | 0 | 4 | 2,041 | 924 | 0 | 0 |
| Hunterdon | 136 | 23 | 4 | 0 | 91 | 22 | 0 | 0 | 25 | 2 | 0 | 0 | 75 | 16 | 3 | 0 | 127 | 27 | 1 | 0 |
| Mercer | 887 | 386 | 0 | 0 | 629 | 421 | 0 | 0 | 87 | 1 | 0 | 0 | 547 | 327 | 0 | 0 | 882 | 479 | 0 | 0 |
| Middlesex | 1,356 | 684 | 125 | 0 | 1,020 | 668 | 83 | 0 | 374 | 108 | 3 | 0 | 619 | 565 | 123 | 0 | 1,383 | 679 | 82 | 0 |
| Morrmouth | 948 | 61 | 0 | 0 | 1,013 | 74 | 0 | 0 | 214 | 0 | 0 | 0 | 581 | 103 | 0 | 0 | 1,166 | 32 | 0 | 0 |
| Morris | 636 | 149 | 171 | 0 | 366 | 219 | 7 | 0 | 140 | 29 | 0 | 0 | 269 | 136 | 19 | 0 | 593 | 203 | 159 | 0 |
| Ocean | 562 | 156 | 0 | 0 | 569 | 298 | 1 | 0 | 62 | 10 | 0 | 0 | 249 | 165 | 1 | 0 | 820 | 279 | 0 | 0 |
| Passaic | 1,054 | 798 | 655 | 0 | 619 | 567 | 59 | 0 | 100 | 65 | 3 | 0 | 575 | 310 | 75 | 0 | 998 | 990 | 636 | 0 |
| Salem | 203 | 25 | 208 | 0 | 196 | 27 | 134 | 0 | 73 | 6 | 0 | 0 | 78 | 21 | 70 | 0 | 248 | 25 | 272 | 0 |
| Somerset | 355 | 183 | 0 | 0 | 296 | 140 | 0 | 0 | 112 | 40 | 0 | 0 | 144 | 145 | 0 | 0 | 395 | 138 | 0 | 0 |
| Sussex | 184 | 24 | 0 | 0 | 122 | 34 | 0 | 0 | 38 | 7 | 0 | 0 | 66 | 13 | 0 | 0 | 202 | 38 | 0 | 0 |
| Union | 1,475 | 613 | 471 | 0 | 1,203 | 540 | 164 | 0 | 388 | 64 | 0 | 0 | 993 | 556 | 128 | 0 | 1,297 | 533 | 507 | 0 |
| Warren | 72 | 15 | 0 | 0 | 93 | 62 | 0 | 0 | 38 | 2 | 0 | 0 | 51 | 38 | 0 | 0 | 76 | 37 | 0 | 0 |
| TOTAL | 18,126* | 8,385* | 3,646* | 9 | 12,570 | 7,874 | 1,748 | 26 | 2,836 | 665 | 9 | 0 | 9,187 | 6,694 | 1,174 | 26 | 18,673 | 8,900 | 4,211 | 9 |
| TOTAL ONE YEAR AGO | 16,902 | 7,913 | 3,427 | 6 | 12,786 | 8,164 | 1,402 | 17 | 2,372 | 612 | 5 | 0 | 9,279 | 6,810 | 1,180 | 14 | 18,037 | 8,655 | 3,644 | 9 |
| PERCENTAGE CHANGE | +7.2 | +6.0 | +6.4 | +50.0 | -1.7 | -3.6 | +24.7 | +52.9 | +19.6 | +8.7 | +80.0 | 0 | -1.0 | -1.7 | -.5 | +85.7 | +3.5 | +2.8 | +15.6 | 0 |

* This figure represents an update of the figure in the report from the previous year.

Source: Probation Administrative Management System - Probation Research & Development.

PROBATION TABLE B-3
WORK VOLUME - JUVENILE PROBATION SUPERVISION
SEPTEMBER 1, 1976 - AUGUST 31, 1977

| County | Beginning September 1, 1976 | | Added 1976-77 | | Transferred 1976-77 | | Terminated 1976-77 | | Remaining August 31, 1977 | |
|--------------------|---|---|---|---|---|---|---|---|---|---|
| | Juvenile & Domestic Relations Court Juveniles | Juvenile & Domestic Relations Court Juveniles | Juvenile & Domestic Relations Court Juveniles | Juvenile & Domestic Relations Court Juveniles | Juvenile & Domestic Relations Court Juveniles | Juvenile & Domestic Relations Court Juveniles | Juvenile & Domestic Relations Court Juveniles | Juvenile & Domestic Relations Court Juveniles | Juvenile & Domestic Relations Court Juveniles | Juvenile & Domestic Relations Court Juveniles |
| | Delinquents | JINS | Delinquents | JINS | Delinquents | JINS | Delinquents | JINS | Delinquents | JINS |
| Atlantic | 376 | 55 | 232 | 23 | 9 | 0 | 339 | 55 | 260 | 23 |
| Bergen | 545* | 141* | 457 | 111 | 24 | 7 | 491 | 117 | 487 | 128 |
| Burlington | 371 | 33 | 341 | 42 | 23 | 5 | 300 | 40 | 389 | 30 |
| Camden | 517 | 42 | 425 | 42 | 26 | 3 | 381 | 36 | 535 | 45 |
| Cape May | 412 | 24 | 306 | 14 | 63 | 1 | 322 | 31 | 333 | 6 |
| Cumberland | 519 | 113 | 336 | 81 | 23 | 2 | 378 | 78 | 454 | 114 |
| Essex | 751 | 138 | 797 | 52 | 15 | 0 | 620 | 59 | 913 | 131 |
| Gloucester | 167 | 38 | 234 | 80 | 16 | 2 | 163 | 60 | 222 | 56 |
| Hudson | 871 | 31 | 375 | 15 | 3 | 0 | 566 | 20 | 677 | 26 |
| Hunterdon | 76 | 14 | 40 | 5 | 2 | 0 | 30 | 9 | 84 | 10 |
| Mercer | 696 | 94 | 622 | 56 | 19 | 1 | 650 | 28 | 649 | 121 |
| Middlesex | 805 | 97 | 607 | 113 | 49 | 6 | 636 | 77 | 727 | 127 |
| Monmouth | 675 | 230 | 460 | 162 | 7 | 2 | 618 | 281 | 510 | 109 |
| Morris | 268 | 105 | 188 | 91 | 18 | 4 | 140 | 52 | 298 | 140 |
| Ocean | 471 | 80 | 404 | 34 | 14 | 0 | 346 | 80 | 515 | 34 |
| Passaic | 850 | 199 | 586 | 136 | 0 | 1 | 708 | 154 | 728 | 180 |
| Salem | 104 | 30 | 100 | 18 | 6 | 1 | 69 | 26 | 129 | 21 |
| Somerset | 289 | 52 | 205 | 23 | 13 | 4 | 221 | 32 | 260 | 39 |
| Sussex | 131 | 8 | 98 | 9 | 9 | 0 | 58 | 2 | 162 | 15 |
| Union | 530* | 150* | 537 | 95 | 30 | 8 | 405 | 71 | 632 | 166 |
| Warren | 134 | 16 | 102 | 16 | 9 | 0 | 81 | 20 | 146 | 12 |
| TOTAL | 9,558* | 1,690* | 7,452 | 1,218 | 378 | 47 | 7,522 | 1,328 | 9,110 | 1,533 |
| TOTAL ONE YEAR AGO | 9,326 | 2,345 | 8,132 | 1,368 | 337 | 43 | 7,414 | 1,914 | 9,707 | 1,756 |
| PERCENTAGE CHANGE | +2.5 | -27.9 | -8.4 | -11.0 | +12.2 | +9.3 | +1.5 | -30.6 | -6.2 | -12.7 |

* This figure represents an update of the figure in the report from the previous year.

Source: Probation Administrative Management System - Probation Research & Development.

PROBATION TABLE B-4

WORK VOLUME - PROBATIONERS TRANSFERRED

SEPTEMBER 1, 1976 - AUGUST 31, 1977

| County | Transfer Persons Sent: Other Counties | | Transfer Persons Sent: Other States | | Returned Transferred Persons* | | Total | |
|--------------------|--|----------|--|----------|-------------------------------|----------|----------|----------|
| | ** Adult | *** Juv. | ** Adult | *** Juv. | ** Adult | *** Juv. | ** Adult | *** Juv. |
| Atlantic | 14 | 8 | 10 | 1 | 19 | 0 | 43 | 9 |
| Bergen | 122 | 2 | 59 | 1 | 97 | 28 | 278 | 31 |
| Burlington | 173 | 13 | 192 | 15 | 21 | 0 | 386 | 28 |
| Camden | 106 | 9 | 124 | 6 | 83 | 14 | 313 | 29 |
| Cape May | 0 | 22 | 14 | 42 | 9 | 0 | 23 | 64 |
| Cumberland | 22 | 10 | 0 | 12 | 39 | 3 | 61 | 25 |
| Essex | 53 | 2 | 29 | 6 | 134 | 7 | 216 | 15 |
| Gloucester | 14 | 12 | 5 | 6 | 22 | 0 | 41 | 18 |
| Hudson | 50 | 2 | 18 | 0 | 90 | 1 | 158 | 3 |
| Hunterdon | 9 | 0 | 12 | 1 | 6 | 1 | 27 | 2 |
| Mercer | 60 | 12 | 28 | 8 | 0 | 0 | 88 | 20 |
| Middlesex | 277 | 34 | 112 | 10 | 96 | 11 | 485 | 55 |
| Monmouth | 117 | 6 | 57 | 3 | 40 | 0 | 214 | 9 |
| Morris | 60 | 2 | 33 | 6 | 76 | 14 | 169 | 22 |
| Ocean | 5 | 4 | 17 | 4 | 50 | 6 | 72 | 14 |
| Passaic | 108 | 0 | 28 | 1 | 32 | 0 | 168 | 1 |
| Salem | 23 | 2 | 39 | 1 | 17 | 4 | 79 | 7 |
| Somerset | 95 | 10 | 30 | 4 | 27 | 3 | 152 | 17 |
| Sussex | 11 | 8 | 14 | 1 | 20 | 0 | 45 | 9 |
| Union | 266 | 26 | 104 | 7 | 82 | 5 | 452 | 38 |
| Warren | 16 | 4 | 20 | 5 | 4 | 0 | 40 | 9 |
| TOTAL | 1,601 | 188 | 945 | 140 | 964 | 97 | 3,510 | 425 |
| TOTAL ONE YEAR AGO | 1,427 | 176 | 702 | 139 | 860 | 65 | 2,989 | 380 |
| PERCENTAGE CHANGE | +12.2 | +6.8 | +34.6 | +7 | +12.1 | +49.2 | +17.4 | +11.8 |

* Persons previously transferred to another jurisdiction returned for termination.

** Includes adults from County and Superior Courts (Criminal), Municipal Court (Criminal), Juvenile and Domestic Relations Court (Adult).

*** Includes Juveniles, both Delinquents and JINS, from Juvenile and Domestic Relations Court.

Source: Probation Administrative Management System - Probation Research & Development.

PROBATION TABLE B-5
 WORK VOLUME - PROBATIONERS TERMINATED
 SEPTEMBER 1, 1976 - AUGUST 31, 1977

| County | Discharge Completed Term | | Discharge Violation of Probation | | Discharge New Offense | | Discharge Deceased | | Absconder Discharge | | Discharge Other* | | Total | |
|--------------------|--------------------------|-------|----------------------------------|-------|-----------------------|-------|--------------------|------|---------------------|-------|------------------|-------|--------|-------|
| | ** | *** | ** | *** | ** | *** | ** | *** | ** | *** | ** | *** | ** | *** |
| | Adult | Juv. | Adult | Juv. | Adult | Juv. | Adult | Juv. | Adult | Juv. | Adult | Juv. | Adult | Juv. |
| Atlantic | 291 | 199 | 21 | 7 | 10 | 32 | 5 | 2 | 42 | 16 | 76 | 138 | 445 | 394 |
| Bergen | 1,490 | 589 | 138 | 1 | 22 | 12 | 17 | 5 | 25 | 0 | 15 | 1 | 1,707 | 608 |
| Burlington | 498 | 308 | 14 | 1 | 0 | 12 | 2 | 1 | 9 | 4 | 221 | 14 | 744 | 340 |
| Camden | 807 | 291 | 33 | 29 | 81 | 43 | 17 | 2 | 18 | 9 | 141 | 43 | 1,097 | 417 |
| Cape May | 186 | 351 | 3 | 0 | 8 | 1 | 2 | 1 | 11 | 0 | 0 | 0 | 210 | 353 |
| Cumberland | 215 | 400 | 46 | 1 | 6 | 11 | 1 | 1 | 29 | 43 | 0 | 0 | 297 | 456 |
| Essex | 2,249 | 404 | 400 | 33 | 91 | 74 | 37 | 4 | 494 | 9 | 695 | 155 | 3,966 | 679 |
| Gloucester | 211 | 216 | 4 | 0 | 4 | 0 | 0 | 0 | 5 | 1 | 7 | 6 | 231 | 223 |
| Hudson | 1,114 | 505 | 68 | 11 | 45 | 55 | 15 | 1 | 27 | 14 | 28 | 0 | 1,297 | 586 |
| Hunterdon | 85 | 38 | 0 | 0 | 1 | 0 | 0 | 0 | 1 | 0 | 7 | 1 | 94 | 39 |
| Mercer | 689 | 394 | 51 | 24 | 56 | 190 | 44 | 0 | 6 | 3 | 28 | 67 | 874 | 678 |
| Middlesex | 793 | 591 | 80 | 1 | 33 | 23 | 15 | 3 | 153 | 36 | 233 | 59 | 1,307 | 713 |
| Monmouth | 573 | 830 | 46 | 2 | 16 | 42 | 4 | 2 | 38 | 7 | 7 | 10 | 684 | 899 |
| Morris | 316 | 191 | 17 | 0 | 24 | 0 | 4 | 0 | 15 | 0 | 48 | 1 | 424 | 192 |
| Ocean | 364 | 408 | 27 | 3 | 5 | 4 | 7 | 1 | 1 | 1 | 11 | 9 | 415 | 426 |
| Passaic | 590 | 673 | 153 | 50 | 21 | 73 | 12 | 1 | 6 | 14 | 178 | 51 | 960 | 862 |
| Salem | 158 | 52 | 4 | 0 | 2 | 5 | 0 | 0 | 1 | 5 | 4 | 33 | 169 | 95 |
| Somerset | 190 | 247 | 13 | 1 | 5 | 2 | 5 | 0 | 26 | 1 | 50 | 2 | 289 | 253 |
| Sussex | 63 | 60 | 14 | 0 | 0 | 0 | 1 | 0 | 1 | 0 | 0 | 0 | 79 | 60 |
| Union | 1,312 | 413 | 80 | 9 | 71 | 12 | 13 | 5 | 41 | 5 | 160 | 32 | 1,677 | 476 |
| Warren | 69 | 90 | 2 | 3 | 10 | 5 | 0 | 1 | 8 | 1 | 0 | 1 | 89 | 107 |
| TOTAL | 12,263 | 7,256 | 1,214 | 176 | 511 | 596 | 201 | 30 | 957 | 169 | 1,909 | 623 | 17,055 | 8,850 |
| TOTAL ONE YEAR AGO | 12,113 | 7,607 | 1,140 | 139 | 478 | 715 | 172 | 30 | 1,169 | 112 | 2,197 | 725 | 17,269 | 9,328 |
| PERCENTAGE CHANGE | +1.2 | -4.6 | +6.5 | +26.6 | +6.9 | -16.6 | +16.9 | 0 | -18.1 | +50.9 | -13.1 | -14.1 | -1.2 | -5.1 |

* Primarily early terminations.

** Includes adults from County & Superior Courts (Criminal), Municipal Court (Criminal), and Juvenile & Domestic Relations Court (Adult).

*** Includes juveniles, both Delinquent and JINS, from Juvenile and Domestic Relations Court.

Source: Probation Administrative Management System - Probation Research & Development.

PROBATION TABLE B-6
WORK VOLUME - SUPERVISED COLLECTIONS
SEPTEMBER 1, 1976 - AUGUST 31, 1977

| County | Beginning September 1, 1976 | | | | Added 1976-77 | | | | Transferred 1976-77 | | | | Terminated 1976-77 | | | | Remaining August 31, 1977 | | | |
|-----------------------|--|----------|---|---------------|--|----------|---|---------------|--|----------|---|---------------|--|----------|---|---------------|--|----------|---|---------------|
| | Superior Court Chancery- Matrimonial | | Juvenile and Domestic Relations Court | Collections * | Superior Court Chancery- Matrimonial | | Juvenile and Domestic Relations Court | Collections * | Superior Court Chancery- Matrimonial | | Juvenile and Domestic Relations Court | Collections * | Superior Court Chancery- Matrimonial | | Juvenile and Domestic Relations Court | Collections * | Superior Court Chancery- Matrimonial | | Juvenile and Domestic Relations Court | Collections * |
| | Custody | Pay-Thru | Pay-Thru | Pay-Thru | Custody | Pay-Thru | Pay-Thru | Pay-Thru | Custody | Pay-Thru | Pay-Thru | Pay-Thru | Custody | Pay-Thru | Pay-Thru | Pay-Thru | Custody | Pay-Thru | Pay-Thru | Pay-Thru |
| Atlantic | 0 | 1,431 | 4,469 | 17 | 0 | 212 | 1,120 | 9 | 0 | 0 | 0 | 0 | 0 | 47 | 230 | 8 | 0 | 1,596 | 5,359 | 18 |
| Bergen | 0 | 3,015 | 2,099** | 95 | 0 | 541 | 660 | 78 | 0 | 112 | 25 | 2 | 0 | 536 | 515 | 71 | 0 | 2,908 | 2,219 | 100 |
| Eurlington | 0 | 2,411 | 4,776 | 91 | 0 | 445 | 961 | 34 | 0 | 70 | 47 | 0 | 0 | 41 | 553 | 23 | 0 | 2,745 | 5,137 | 102 |
| Camden | 0 | 2,528 | 5,595 | 1,232 | 0 | 367 | 1,431 | 372 | 0 | 12 | 14 | 1 | 0 | 80 | 755 | 69 | 0 | 2,803 | 6,257 | 1,534 |
| Cape May | 0 | 341 | 909 | 56 | 0 | 96 | 231 | 0 | 0 | 0 | 0 | 0 | 0 | 25 | 279 | 0 | 0 | 412 | 861 | 56 |
| Cumberland | 0 | 1,267 | 4,800 | 41 | 1 | 138 | 962 | 8 | 0 | 0 | 0 | 0 | 0 | 352 | 2,179 | 16 | 1 | 1,053 | 3,583 | 33 |
| Essex | 0 | 2,260 | 7,323 | 1,367 | 0 | 553 | 2,565 | 627 | 0 | 5 | 1 | 0 | 0 | 312 | 2,017 | 151 | 0 | 2,496 | 7,870 | 1,843 |
| Gloucester | 6 | 668 | 2,034 | 828** | 0 | 187 | 461 | 220 | 0 | 26 | 40 | 54 | 0 | 54 | 262 | 36 | 6 | 775 | 2,193 | 958 |
| Hudson | 0 | 2,253 | 5,031 | 103 | 0 | 737 | 1,506 | 38 | 0 | 0 | 0 | 0 | 0 | 205 | 649 | 37 | 0 | 2,785 | 5,888 | 104 |
| Hunterdon | 6 | 447 | 437 | 2 | 2 | 121 | 128 | 0 | 0 | 14 | 12 | 0 | 3 | 35 | 64 | 0 | 5 | 519 | 489 | 2 |
| Mercer | 0 | 140 | 226 | 209 | 0 | 45 | 137 | 221 | 0 | 0 | 0 | 0 | 0 | 49 | 144 | 179 | 0 | 136 | 219 | 251 |
| Middlesex | 0 | 3,722 | 3,008 | 61 | 0 | 692 | 1,227 | 36 | 0 | 154 | 122 | 0 | 0 | 202 | 480 | 38 | 0 | 4,058 | 3,633 | 59 |
| Monmouth | 0 | 4,398 | 3,874 | 0 | 0 | 522 | 640 | 0 | 0 | 13 | 3 | 0 | 0 | 177 | 79 | 0 | 0 | 4,730 | 4,432 | 0 |
| Morris | 168 | 1,235 | 1,227 | 86 | 14 | 295 | 459 | 16 | 0 | 103 | 44 | 0 | 20 | 155 | 256 | 32 | 162 | 1,272 | 1,386 | 70 |
| Ocean | 0 | 1,981 | 1,864 | 14 | 0 | 510 | 554 | 31 | 0 | 54 | 50 | 0 | 0 | 194 | 500 | 23 | 0 | 2,243 | 1,868 | 22 |
| Passaic | 0 | 1,601 | 2,099 | 89 | 0 | 477 | 697 | 53 | 0 | 45 | 11 | 0 | 0 | 151 | 318 | 102 | 0 | 1,882 | 2,467 | 40 |
| Salem | 0 | 273 | 681 | 31 | 0 | 72 | 178 | 20 | 0 | 0 | 0 | 0 | 0 | 54 | 87 | 26 | 0 | 291 | 772 | 25 |
| Somerset | 0 | 1,068 | 515 | 0 | 0 | 310 | 353 | 0 | 0 | 68 | 38 | 0 | 0 | 201 | 161 | 0 | 0 | 1,109 | 669 | 0 |
| Sussex | 22 | 712 | 724 | 0 | 36 | 186 | 351 | 0 | 0 | 30 | 19 | 0 | 50 | 32 | 266 | 0 | 8 | 836 | 790 | 0 |
| Union | 0 | 1,657 | 3,215 | 0 | 0 | 500 | 1,336 | 0 | 0 | 129 | 52 | 0 | 0 | 214 | 793 | 0 | 0 | 1,814 | 3,706 | 0 |
| Warren | 0 | 505 | 842 | 56 | 0 | 204 | 294 | 87 | 0 | 43 | 44 | 0 | 0 | 96 | 218 | 72 | 0 | 570 | 874 | 71 |
| TOTAL | 202 | 33,913 | 55,748** | 4,378** | 53 | 7,210 | 16,251 | 1,850 | 0 | 878 | 522 | 57 | 73 | 3,212 | 10,805 | 883 | 182 | 37,033 | 60,672 | 5,288 |
| TOTAL ONE YEAR AGO | 170 | 31,746 | 50,819 | 3,506 | 113 | 7,211 | 17,043 | 1,758 | 1 | 726 | 564 | 80 | 80 | 4,318 | 11,545 | 812 | 202 | 33,913 | 55,753 | 4,372 |
| PERCENTAGE CHANGE | +18.8 | +6.8 | +9.7 | +24.9 | -53.1 | 0 | -4.6 | +5.2 | -100.0 | +20.9 | -7.4 | -28.8 | -8.8 | -25.6 | -6.4 | +8.7 | -9.9 | +9.2 | +8.8 | +21.0 |

* Includes persons paying Municipal Court Pay-Thru, fines, restitutions and court costs through the Probation Department.

** This figure represents an update of the figure in the report from the previous year.

Source: Probation Administrative Management System - Probation Research & Development.

PROBATION TABLE C-1

SUMMARY OF APPROPRIATIONS

| County | County Appropriations (Calendar Year 1977) | | | | State Law Enforcement Planning Agency & Other Sources (Projects in operation during Court Year 1976-77) | | | |
|-----------------------|---|------------------------------|--------------------------------------|--------------|--|------------------------------|--------------------------------------|-------------|
| | Salaries and Wages | Materials and Supplies | Services (Other Than Personal) | Total | Salaries and Wages | Materials and Supplies | Services (Other Than Personal) | Total |
| Atlantic | \$ 476,373 | \$ 5,675 | \$ 28,294 | \$ 510,342 | | | | |
| Bergen | 1,639,362 | 68,152* | | 1,707,514 | \$ 137,985 | \$ 1,250 | \$ 4,678 | \$ 143,913 |
| Burlington | 978,035 | 27,911 | 45,670 | 1,051,616 | 58,304 | 9,790 | 10,442 | 78,536** |
| Camden | 1,769,692 | 33,500 | 156,000 | 1,959,192 | 62,671 | 6,642 | 950 | 70,263 |
| Cape May | 365,842 | 52,276 | 20,700 | 438,818 | | | | |
| Cumberland | 363,456 | 35,016* | | 398,472 | 50,525 | | | 50,525 |
| Essex | 5,136,818 | 46,550 | 450,589 | 5,633,957 | 149,220 | 16,529 | 6,380 | 172,129 |
| Gloucester | 574,195 | 4,130 | 48,394 | 626,719 | 31,100 | 300 | 1,558 | 32,958 |
| Hudson | 1,620,044 | 55,000* | | 1,675,044 | | | | |
| Hunterdon | 179,605 | 53,627 | 4,500 | 237,732 | | | | |
| Mercer | 951,213 | 8,100 | 68,851 | 1,028,164 | | | | |
| Middlesex | 2,217,800 | 73,715 | 153,575 | 2,445,090 | 259,383 | 252 | 13,158 | 272,793 |
| Monmouth | 697,389 | 97,000 | 124,628 | 919,017 | | | | |
| Morris | 1,136,575 | 15,741 | 94,159 | 1,246,475 | 58,400 | | | 58,400 |
| Ocean | 563,000 | 98,000* | | 661,000 | 104,672 | 3,738 | 300 | 108,710 |
| Passaic | 2,347,153 | 17,800 | 180,900 | 2,545,853 | 56,026 | 3,258 | | 59,284** |
| Salem | 275,625 | 42,950 | 75,000 | 393,575 | | | | |
| Somerset | 1,150,426 | 37,377 | 53,381 | 1,241,184 | 66,839 | 5,392 | 190 | 72,421 |
| Sussex | 236,025 | 4,750 | 25,760 | 266,535 | | | | |
| Union | 1,909,995 | 36,056 | 115,799 | 2,061,850 | 79,499 | 3,565 | 8,957 | 92,021 |
| Warren | 287,788 | 32,050* | | 319,838 | | | | |
| TOTAL | \$24,876,411 | \$845,376 | \$1,646,200 | \$27,367,987 | \$1,114,624 | \$50,716 | \$46,613 | \$1,211,953 |
| TOTAL ONE YEAR AGO | \$21,649,789 | \$843,366 | \$1,114,569 | \$23,607,724 | \$1,335,426 | \$50,973 | \$120,623 | \$1,507,022 |
| PERCENTAGE CHANGE | +14.9 | +2 | +47.7 | +15.9 | -16.5 | -.5 | -61.4 | -19.6 |

* Figure also includes services other than personal.

** If more than a single grant was effective during the court year, the grant of longest duration was utilized.

Source: Probation Administrative Management System - Probation Research & Development.

PROBATION TABLE C-2

WORK VOLUME - SUPERVISED COLLECTIONS

September 1, 1976 to August 31, 1977

(Monies Collected)

| County | Support and Alimony | Court Costs and Fines | Restitutions | Total |
|-------------------------------|---------------------|-----------------------|--------------|-----------------|
| Atlantic | \$ 2,190,187.87 | \$ 51,238.78 | \$ 33,329.88 | \$ 2,274,756.53 |
| Bergen | 7,285,175.28 | 108,873.81 | 61,763.71 | 7,455,812.80 |
| Burlington | 5,325,167.29 | 129,818.10 | 35,495.58 | 5,490,480.97 |
| Camden | 6,809,740.30 | 100,934.00 | 41,240.51 | 6,951,914.81 |
| Cape May | 1,129,412.84 | 37,386.42 | 16,355.46 | 1,183,154.72 |
| Cumberland | 2,405,953.34 | 91,674.59 | 13,634.63 | 2,511,262.56 |
| Essex | 8,906,418.14 | 406,306.62 | 140,364.59 | 9,453,089.35 |
| Gloucester | 2,884,467.20 | 27,658.00 | 6,311.01 | 2,918,436.21 |
| Hudson | 5,745,575.73 | 104,040.75 | 120,409.05 | 5,970,025.53 |
| Hunterdon | 1,116,451.63 | 12,073.00 | 362.00 | 1,128,886.63 |
| Mercer | 3,707,925.88 | 77,872.70 | 28,530.55 | 3,814,329.13 |
| Middlesex | 7,260,561.93 | 55,208.65 | 62,103.66 | 7,377,874.24 |
| Monmouth | 6,296,853.49 | 208,933.09 | 13,962.22 | 6,519,748.80 |
| Morris | 4,010,837.41 | 73,099.83 | 63,216.14 | 4,147,153.38 |
| Ocean | 4,045,115.90 | 55,859.15 | 27,806.69 | 4,128,781.74 |
| Passaic | 3,946,935.05 | 76,522.80 | 35,341.27 | 4,058,799.12 |
| Salem | 1,035,910.23 | 81,755.52 | 3,659.91 | 1,121,325.66 |
| Somerset | 2,464,515.17 | 27,849.00 | 15,053.54 | 2,507,417.71 |
| Sussex | 1,134,099.94 | 22,057.00 | 5,163.63 | 1,161,320.57 |
| Union | 5,957,993.00 | 268,828.00 | 53,868.00 | 6,280,689.00 |
| Warren | 1,470,371.40 | 7,129.98 | 5,357.71 | 1,482,859.09 |
| TOTAL | \$85,129,669.02 | \$2,025,119.79 | \$783,329.74 | \$87,938,118.55 |
| TOTAL ONE YEAR AGO | \$75,435,919.36 | \$1,942,907.87 | \$690,007.88 | \$78,068,835.11 |
| PERCENT CHANGE FROM LAST YEAR | +12.9 | +4.2 | +13.5 | +12.6 |

Source: Probation Administrative Management System
Probation Research and Development

PROBATION TABLE C-3
FEDERALLY FUNDED PROBATION PROJECTS
(In operation at any period during the Court Year ending August 31, 1977)

| Project (Type & Description) | County | Year Project Started | Number of Staff | Project Allocation* | |
|---|------------|----------------------------|-----------------------|---------------------|--------------|
| | | | | Federal | Total Budget |
| JUVENILE | Ocean | 1977 | 5 | \$ 51,588 | \$ 57,320 |
| A juvenile court mental health project. | | | | | |
| VOLUNTEERS | Cape May | 1975 | 2 | 19,108 | 21,231 |
| Primarily supervision of probationers on a one-to-one basis by a volunteer. | Cumberland | 1976 | 2 | 23,263 | 25,848 |
| | Mercer | 1976 | 1 | 23,424 | 26,027 |
| | Middlesex | 1976 | 2 | 26,695 | 29,661 |
| INTAKE | Bergen | 1975 | 5 | 50,000 | 79,837 |
| Diverting from the courts complaints that are more appropriately processed by other agencies. | Burlington | 1976 | 3 | 42,858 | 47,620 |
| | Cape May | 1977 | 2 | 28,500 | 31,667 |
| | Essex | 1974 | 15 | 161,500 | 179,444 |
| | Gloucester | 1977 | 6 | 30,000 | 33,333 |
| | Middlesex | 1975 | 7 | 81,113 | 90,125 |
| | Monmouth | 1976 | 6 | 80,513 | 89,450 |
| | Ocean | 1977 | 5 | 60,120 | 66,800 |
| | Union | 1976 | 6 | 84,435 | 93,816 |
| PRETRIAL INTERVENTION | Bergen | 1974 | 13 | 85,000 | 115,736 |
| Suspended prosecution leading to dismissal of charges after completion of the program. | Burlington | 1977 | 5 | 27,824 | 30,916 |
| | Camden | 1977 | 17 | 66,565 | 73,961 |
| | Essex | 1976 | 18 | 14,386 | 15,984 |
| | Morris | 1975 | 2 | 25,000 | 27,778 |
| | Ocean | 1977 | 6 | 51,750 | 57,500 |
| | Passaic | 1977 | 8 | 85,000 | 94,444 |
| | Somerset | 1976 | 3 | 27,000 | 30,000 |
| FAMILY COUNSELING | Bergen | 1976 | 8 | 38,000 | 47,942 |
| Provides marriage, family and budget counseling and seeks to develop consent orders in appropriate situations and provides parent effectiveness training. | Cumberland | 1975 | 2 | 27,262 | 30,292 |
| VOCATIONAL SERVICE CENTER | Essex | 1976 | 6 | 84,633 | 87,744 |
| Seeks to provide employment counseling and employment opportunities for probationers. | | | | | |

* If more than a single grant was effective during the court year, the grant of longest duration was utilized.

Source: Probation Administrative Management System - Probation Research & Development.

PROBATION TABLE D-1
VOLUNTEERS IN PROBATION
SEPTEMBER 1, 1976 - AUGUST 31, 1977

| County | Date Initiated | Funding Source | | Full-time Staff | | Volunteer Assignments 1976-1977 Court Year* | Volunteer Assignments 1975-1976 Court Year* | Volunteers Completing Pre-service Training 1976-1977 Court Year | Volunteers Completing Pre-service Training 1975-1976 Court Year | Monthly Average Number of Volunteers Assigned or Pending Assignment 1976 - 1977 Court Year |
|----------------------------------|-----------------|----------------|----------|-----------------|-------------------|--|--|---|---|---|
| | | County | SLEPA | Probation | Non- Probation | | | | | |
| Atlantic | January, 1974 | Funded | | 1 | 0 | 88 | 54 | 24 | 67 | 54 |
| Bergen | January, 1971 | Funded | | 2** | 0 | 336 | 368 | 305 | 234 | 232 |
| Burlington | January, 1972 | Funded | | 2 | 0 | 212 | 220 | 85 | 62 | 141 |
| Camden | December, 1970 | Funded | | 8 | 0 | 684 | 818 | 142 | 198 | 547 |
| Cape May | January, 1976 | Funded | \$19,108 | 1 | 0 | 18 | 4 | 13 | 32 | 35 |
| Cumberland | March, 1974 | Funded | 23,263 | 1 | 0 | 49 | 47 | 90 | 11 | 46 |
| Essex | September, 1973 | Funded | | 4 | 0 | 204 | 208 | 164 | 136 | 240 |
| Gloucester | July, 1975 | Funded | | 2 | 0 | 119 | 47 | 87 | 43 | 78 |
| Hudson | March, 1972 | Funded | | 1 | 0 | 93 | 158 | 10 | 44 | 105 |
| Mercer | August, 1976 | Funded | 23,424 | 1 | 0 | 48 | 0 | 104 | 0 | 30 |
| Middlesex | June, 1974 | Funded | 26,695 | 4 | 0 | 317 | 275 | 117 | 98 | 232 |
| Monmouth | April, 1974 | Funded | | 1 | 0 | 146 | 126 | 51 | 57 | 107 |
| Morris | March, 1973 | Funded | | 1** | 0 | 120 | 158 | 64 | 29 | 60 |
| Ocean | January, 1972 | Funded | | 1 | 0 | 123 | 149 | 49 | 38 | 135 |
| Passaic | September, 1973 | Funded | | 1 | 0 | 239 | 204 | 77 | 80 | 194 |
| Salem | September, 1975 | Funded | | 1 | 0 | 31 | 21 | 13 | 25 | 27 |
| Somerset | January, 1975 | Funded | | 1 | 0 | 41 | 35 | 12 | 18 | 24 |
| Union | December, 1971 | Funded | | 2 | 1 | 166 | 183 | 89 | 86 | 137 |
| TOTAL | | 18 | | 35 | 1 | 3,034 | 3,075 | 1,496 | 1,258 | 2,424 |
| TOTAL ONE YEAR AGO | | 18 | | 34 | 2 | 3,075 | 2,047 | 1,258 | 1,381 | N/A |
| PERCENT CHANGE FROM LAST YEAR | | 0 | | +2.9 | -50.0 | -1.3 | +50.2 | +18.9 | -8.9 | N/A |

* The majority of volunteers are assigned one-to-one to clientele; this count also includes volunteers providing other services to the judiciary and probation.

** Volunteer and client are also supervised in traditional caseload.

*** If more than a single grant was effective during the court year, the grant of longer duration was utilized.

Note: The counties of Hunterdon, Sussex, and Warren do not have Volunteers in Probation Programs and therefore are not included in this table.

Source: Probation Administrative Management System - Probation Research & Development.

PROBATION TABLE D-2
VOLUNTEERS IN PROBATION
WORK VOLUME - SUPERVISION *
SEPTEMBER 1, 1976 - AUGUST 31, 1977

| County | Supervised Persons Beginning September 1, 1976 | Persons Added 1976-77 | Discharge Completed Term | Discharge Violation of Probation | Discharge New Offense | Transfer Persons Sent Other Counties, States | Intra- departmental Transfers | Discharge Other | Supervised Persons Remaining August 31, 1977 |
|----------------------------------|--|-----------------------------|--------------------------------|---|-----------------------------|---|-------------------------------------|--------------------|--|
| Atlantic | 37** | 61 | 19 | 4 | 11 | 0 | 4 | 8 | 52 |
| Bergen | 99 | 173 | 48 | 0 | 2 | 0 | 0 | 4 | 218 |
| Burlington | 97 | 115 | 64 | 0 | 12 | 8 | 14 | 24 | 90 |
| Camden | 337 | 308 | 260 | 1 | 22 | 4 | 27 | 17 | 314 |
| Cape May | 4 | 17 | 2 | 0 | 0 | 1 | 0 | 0 | 18 |
| Cumberland | 14** | 63 | 18 | 0 | 1 | 0 | 0 | 1 | 57 |
| Essex | 97** | 91 | 69 | 0 | 5 | 0 | 1 | 20 | 93 |
| Gloucester | 39** | 92 | 51 | 0 | 3 | 0 | 5 | 7 | 65 |
| Hudson | 98 | 11 | 64 | 0 | 0 | 0 | 2 | 5 | 38 |
| Mercer | 0 | 51 | 0 | 0 | 0 | 0 | 0 | 0 | 51 |
| Middlesex | 166 | 116 | 59 | 0 | 2 | 3 | 14 | 4 | 200 |
| Monmouth | 62 | 65 | 56 | 0 | 3 | 0 | 6 | 0 | 62 |
| Morris | 38 | 103 | 35 | 0 | 0 | 8 | 0 | 49 | 49 |
| Ocean | 61 | 70 | 57 | 5 | 4 | 0 | 1 | 8 | 56 |
| Passaic | 49 | 54 | 36 | 6 | 8 | 0 | 2 | 18 | 33 |
| Salem | 12 | 20 | 6 | 0 | 6 | 1 | 0 | 0 | 19 |
| Somerset | 22 | 19 | 17 | 0 | 0 | 0 | 3 | 1 | 20 |
| Union | 85** | 84 | 42 | 0 | 0 | 2 | 14 | 37 | 74 |
| TOTAL | 1,317** | 1,513 | 903 | 16 | 79 | 27 | 93 | 203 | 1,509 |
| TOTAL ONE YEAR AGO | 1,331 | 1,412 | 990 | 11 | 45 | 40 | 171 | 164 | 1,322 |
| PERCENT CHANGE FROM LAST YEAR | -1.1 | +7.2 | -8.8 | +45.5 | +75.6 | -32.5 | -45.6 | +23.8 | +14.1 |

* Includes probationers, Juvenile Conference Committee referrals, juvenile intake referrals and agency referrals.

** This figure represents an update of the figure in the report from the previous year.

Note: The counties of Hunterdon, Sussex and Warren do not have Volunteers in Probation Programs and therefore are not included in this table.

Source: Probation Administrative Management System - Probation Research & Development.

PROBATION TABLE D-3
JUVENILE AND DOMESTIC RELATIONS COURT INTAKE SERVICES
Operational Intake Services*
September 1, 1976 - August 31, 1977

| COUNTY | OPERATIONAL DATE | ADMINISTRATION | FUNDING: FEDERAL/STATE/LOCAL** | |
|------------|------------------|---------------------------|--------------------------------|-------------|
| | | | 1975-76 | 1976-77 |
| Atlantic | May 1976 | Presiding Judge | \$ 77,889 | \$ 78,142 |
| Bergen | March 1975 | Probation Department | 89,887 | 178,473 |
| Burlington | October 1975 | Probation Department | 47,620 | 42,450 |
| Camden | May 1975 | Presiding Judge | 88,758 | 83,100 |
| Cape May | May 1977 | Probation Department | N/A | 44,200 |
| Essex | March 1974 | Presiding Judge | | 333,253 |
| | | Probation Department | 333,253 | Local Funds |
| Gloucester | April 1977 | Presiding Judge | N/A | 33,333 |
| Hudson | January 1975 | Presiding Judge | 84,582 | 92,278 |
| Mercer | July 1974 | Presiding Judge | | 55,793 |
| | | Trial Court Administrator | 55,793 | Local Funds |
| Middlesex | December 1975 | Probation Department | 95,030 | 90,125 |
| Monmouth | November 1976 | Presiding Judge | | |
| | | Probation Department | N/A | 89,459 |
| Morris | January 1972 | Presiding Judge | | |
| | | Probation Department | Local Funds | Local Funds |
| Ocean | March 1976 | Probation Department | Local Funds | 66,800 |
| | | | | Local Funds |
| Passaic | February 1975 | Presiding Judge | | |
| | | Trial Court Administrator | 93,271 | 179,827 |
| Somerset | Early 1950's | Probation Department | Local Funds | Local Funds |
| Union | January 1977 | Presiding Judge | N/A | 92,879 |
| Total | | | \$966,083 | \$1,460,112 |

Source: Pretrial Services

* During the 1976-77 Court term, 16 of the 21 counties in New Jersey had an operational juvenile and domestic relations court intake service.

** Funding: Federal/State/Local indicates both Federal funds made available through either the Federal Law Enforcement Assistance Administration (LEAA), or the State Law Enforcement Planning Agency (SLEPA), per the Crime Control Act of 1968, as amended, and the buy-in and matching funds provided by State and local governments, respectively, pursuant to the Act.

Amounts listed are aggregates of Federal, State and local funds. Of those counties receiving Federal funds, only Essex County received LEAA funds directly, while the other counties receive LEAA funds administered through SLEPA. The counties of Bergen and Passaic received funds during the latter quarters of the 1975-76 term to enable them to operate with those funds during a substantial portion of the 1976-77 term, hence the carryover of funds from one term to the next. The counties of Essex and Mercer had Federal funds terminate during 1976-77, as their respective Board of Chosen Freeholders assumed funding responsibility. Ocean County was locally funded until Federal funds were provided in June 1977.

PROBATION TABLE D-4
JUVENILE AND DOMESTIC RELATIONS COURT INTAKE SERVICES
Juvenile Court Intake
September 1, 1976 - August 31, 1977*

| County | Complaints Screened | Complaints Referred to Court | COMPLAINTS DIVERTED - MANNER OF DIVERSION | | | | Percentage of Complaints Screened Diverted*** |
|--------------|---------------------|------------------------------|---|-------------------|-------------------------------|-------------|---|
| | | | Total Complaints Diverted | Intake Conference | Juvenile Conference Committee | All Other** | |
| Atlantic | 3,608 | 2,272 | 1,194 | 800 | 394 | 142 | 33% |
| Bergen**** | 5,140 | 3,059 | 2,081 | 781+ | 1,041+ | 0 | 40% |
| Burlington | 2,706 | 1,194 | 1,345 | 626 | 719 | 167 | 50% |
| Camden | 6,132 | 3,343 | 2,623 | 1,631 | 992 | 166 | 43% |
| Cape May**** | 382 | 220 | 162 | 162 | 0 | 0 | 42% |
| Essex | 9,936 | 5,047 | 4,643 | 3,280 | 1,363 | 246 | 47% |
| Gloucester | 1,272 | 672 | 521 | 258 | 263 | 79 | 41% |
| Hudson | 5,691 | 3,446 | 2,136 | 1,083 | 1,053 | 109 | 38% |
| Mercer | 4,388 | 2,880 | 1,367 | 924 | 443 | 141 | 31% |
| Middlesex | 5,263 | 2,381 | 2,463 | 882 | 1,581 | 419 | 47% |
| Monmouth | 4,536 | 2,650 | 1,870 | 938 | 932 | 16 | 41% |
| Morris | 3,873 | 1,318 | 2,512 | 1,538 | 974 | 43 | 65% |
| Ocean | 3,027 | 2,342 | 640 | 364 | 276 | 45 | 21% |
| Passaic | 6,080 | 3,580 | 2,326 | 1,212 | 1,114 | 174 | 38% |
| Somerset | 1,294 | 981 | 293 | 293 | 0 | 20 | 23% |
| Union | 2,231 | 903 | 1,293 | 766 | 527 | 35 | 58% |
| Total | 65,559 | 36,288 | 27,469 | 15,538+ | 11,672+ | 1,802 | 42% |

Source: Pretrial Services - Statistical data included in this table differs from statistical data concerning juvenile complaints presented elsewhere in this report due to the difference between reporting requirements for intake and county juvenile reports and the fact that some intake services became operational at various times during the 1976-77 Court term. Only complaints screened, referred to court, diverted and either transferred, referred or waived to the criminal court, withdrawn or dismissed during the 1976-77 Court term or parts thereof are included in this table.

* During the 1976-77 Court term, each of the 16 operational intake services provided services to their respective juvenile court.

** This category includes those complaints transferred to another county within the State per R.5:3-1(b) which authorizes the court to transfer a complaint to the county in which the offender resides, referred or waived to an appropriate alternate court or prosecuting authority per R. 5:9-5, dismissed per R. 5:8-3 or withdrawn at the request of the complainant. It is not known if transferred complaints are diverted.

*** Percentage of Complaints Screened Diverted is derived from Total Complaints Diverted (Intake Conference, Juvenile Conference Committee) divided by Complaints Screened. Data in column "All Other" (transfers, waivers, dismissals, or withdrawals) is not included in this percentage.

**** Bergen County and Cape May County, while assisting the J & DR clerk of court in the screening of complaints, count cases rather than complaints, regardless of whether they are scheduled for or diverted from court. The number of complaints received exceeds the number of cases received.

+ Since Bergen County counts cases rather than complaints, some juveniles having more than one complaint against them, and who are diverted through an intake conference or to a juvenile conference committee are counted as one case. Hence the discrepancy (259) between Bergen County's Total Complaints Diverted (2,081) and the sum of complaints diverted through an intake conference or to a juvenile conference committee (1,822). This discrepancy (259) is also found between the Total Total Complaints Diverted (27,469) and the sum (27,210) of Total Intake Conferences (15,538) and Total Juvenile Conference Committees (11,672).

PROBATION TABLE D-5
 JUVENILE AND DOMESTIC RELATIONS COURT INTAKE SERVICES
 Domestic Relations Court Intake
 September 1, 1976 - August 31, 1977*

| COUNTY | COMPLAINTS RECEIVED | COMPLAINTS REFERRED TO COURT | Diversion Through Consent Agreement or Dismissal, Orders Drawn Up and Approved by Judge | | | |
|--------------|---------------------|------------------------------|---|----------------|-----------------------------|-----------------------|
| | | | COMPLAINTS RESULTING IN DIVERSION ORDERS | CONSENT ORDERS | ORDERS TO DISMISS COMPLAINT | PERCENTAGE DIVERTED** |
| Camden | 2,136 | 625 | 1,367 | 914 | 453 | 64% |
| Essex | 5,436 | 859 | 3,861 | 3,134 | 727 | 71% |
| Hudson | 2,225 | 860 | 888 | 470 | 418 | 40% |
| Middlesex*** | 1,753 | 396 | 1,121 | 1,060 | 61 | 64% |
| Morris | 457 | 105 | 327 | 153 | 174 | 72% |
| Somerset | 356 | 204 | 141 | 67 | 74 | 40% |
| Total | 12,363 | 3,049**** | 7,705**** | 5,798 | 1,907 | 62% |

Source: Pretrial Services - Statistical data included in this table differs from statistical data concerning domestic relations complaints presented elsewhere in this report due to the difference between reporting requirements for intake and county juvenile reports. Only complaints received and disposed of during the 1976-77 Court term are included in this table.

* During the 1976-77 Court term, only six intake services provided services to their respective domestic relations court.

** This category sets forth the percentage of all domestic relations actions which result in diversion orders.

***Middlesex County statistics reflect only those complaints for which consent conferences are scheduled, held and successfully completed.

**** Neither County nor State totals of Complaints Referred to Court plus Complaints Resulting in Diversion Orders, when added, equal Complaints Received. However, County and State totals for Consent Orders and Orders to Dismiss Complaint when added together, equal the respective totals for Complaints Resulting in Diversion Orders.



PROBATION TABLE D-6

NEW JERSEY PRETRIAL INTERVENTION PROGRAMS, Rule 3:28

Administrative Office of the Courts
Pretrial Services

| County | R. 3:28 Approval | Effective or Operational Date | Approval Ends | Administration | Indictable | Eligibility Non- Indictable | N.J.S.A. 24:21-27 |
|-------------------|---------------------|-------------------------------------|------------------|-------------------------------|------------|-----------------------------------|-------------------------|
| 1. ATLANTIC PTI | 1/21/76 | 3/1/76 | Open | TCA & Prosecutor | X | None | None |
| 2. BERGEN PTI | 4/1/74 | 6/74 | Open | Probation Dept. | X | X | None |
| 3. BURLINGTON PTI | 12/1/76 | 2/77 | Open | TCA & Probation | X | None | Yes |
| 4. CAPE MAY PTI | 1/21/76 | 1/3/77 | Open | TCA | X | None | None |
| 5. CAMDEN TASC | 12/13/74 | 1/6/75 | Open | Probation | CDS Only | X | Yes |
| CAMDEN PTI | 12/13/74 | 1/6/75 | Open | Probation | X | None | Yes |
| 6. CUMBERLAND PTI | 1/21/76 | 1/3/77 | Open | TCA | X | None | None |
| 7. ESSEX PTI | 9/10/76 | 9/10/76 | Open | Probation | X | None | None |
| NEWARK TASC | 4/1/74 | 10/74 | Open | Municipal Court | None | CDS Only | Yes |
| 8. GLOUCESTER PTI | 1/21/76 | 2/17/76 | Open | Probation | X | None | None |
| 9. HUDSON PTI | 11/71 | 11/71 | Open | TCA | X | X | None |
| JERSEY CITY ARP | 6/73 | 6/73 | Open | Municipal Court | None | Alcohol Dependency | None |
| 10. HUNTERDON PTI | 1/10/77 | 2/77 | Open | TCA & Vicinage Coordinator | X | None | None |
| 11. MERCER PTI | 2/25/75 | 3/3/75 | Open | TCA | X | X | None |
| 12. MIDDLESEX PTI | 8/6/75 | 9/8/75 | Open | Probation | X | None | Yes Only Supervision |
| 13. MONMOUTH PTI | 7/20/77 | 9/26/77 | Open | TCA & Probation | X | None | None |
| 14. MORRIS PTI | 4/24/75 | 4/28/75 | Open | Probation | X | X | Yes |
| 15. OCEAN PTI | 12/1/76 | 2/77 | Open | Probation | X | None | None |
| 16. PASSAIC PTI | 7/6/76 | 11/1/76 | Open | Probation | X | None | None |
| 17. SALEM PTI | 1/21/76 | 1/3/77 | Open | TCA | X | None | None |
| 18. SOMERSET PTI | 12/1/76 | 12/15/76 | Open | Probation | X | None | None |
| 19. SUSSEX | No Approved Program | | | | | | |
| 20. UNION PTI | 4/7/76 | 11/8/76 | Open | TCA | X | None | None |
| 21. WARREN | No Approved Program | | | | | | |

PROBATION TABLE D-7

PRETRIAL INTERVENTION - APPLICATIONS
Non-Indictable and Indictable Complaints

September 1, 1976 - August 31, 1977

| COUNTY | APPLICATIONS PENDING AS OF August 31, 1976 | | | APPLICATIONS DURING September 1, 1976 to August 31, 1977 | | | ENROLLMENTS DURING September 1, 1976 to August 31, 1977 | | | REJECTIONS DURING September 1, 1976 to August 31, 1977 | | | APPLICATIONS PENDING AS OF August 31, 1977 | | | OPERATIONAL DATE |
|--------------------|--|------|-------|--|-------|-------|---|------|-------|--|------|-------|--|------|-------|------------------|
| | Non- Ind. | Ind. | Total | Non- Ind. | Ind. | Total | Non- Ind. | Ind. | Total | Non- Ind. | Ind. | Total | Non- Ind. | Ind. | Total | |
| ATLANTIC | | 16 | 16 | | 486 | 486 | | 105 | 105 | | 347 | 347 | | 50 | 50 | March 1976 |
| BERGEN | 45 | 78 | 123 | 1036 | 762 | 1798 | 596 | 187 | 783 | 274 | 417 | 691 | 211 | 236 | 447 | June 1974 |
| BURLINGTON | | | | | 248 | 248 | | 34 | 34 | | 163 | 163 | | 51 | 51 | February 1977 |
| CAMDEN | | 145 | 145 | | 1375 | 1375 | | 437 | 437 | | 919 | 919 | | 164 | 164 | January 1975 |
| CAPE MAY | | | 0 | | 290 | 290 | | 12 | 12 | | 162 | 162 | | 116 | 116 | January 1977 |
| CUMBERLAND | | | 0 | 11 | 476 | 487 | 3 | 37 | 40 | 8 | 320 | 328 | 0 | 119 | 119 | January 1977 |
| ESSEX | | | 0 | | 3295 | 3295 | | 646 | 646 | | 2278 | 2278 | | 371 | 371 | September 1977 |
| GLOUCESTER | | 67 | 67 | 1 | 568 | 569 | | 76 | 76 | | 221 | 221 | 1 | 338 | 339 | February 1976 |
| HUDSON | 48 | 212 | 260 | 930 | 617 | 1547 | 316 | 198 | 514 | 425 | 524 | 949 | 237 | 107 | 344 | November 1971 |
| HUNTERDON | | | 0 | | 245 | 245 | | 52 | 52 | | 26 | 26 | | 167 | 167 | February 1977 |
| MERCER | 89 | 84 | 173 | 569 | 544 | 1113 | 242 | 107 | 349 | 133 | 173 | 306 | 283 | 348 | 631 | March 1975 |
| MIDDLESEX | | 136 | 136 | | 1476 | 1476 | | 147 | 147 | | 1119 | 1119 | | 346 | 346 | September 1975 |
| MONMOUTH | PROGRAM OPERATIONAL OCTOBER 1977 | | | | | | | | | | | | | | | October 1977 |
| MORRIS | | 70 | 70 | 16 | 753 | 769 | 6 | 427 | 433 | 4 | 248 | 252 | 6 | 148 | 154 | April 1975 |
| OCEAN | | | 0 | | 229 | 229 | | 78 | 78 | | 120 | 120 | | 31 | 31 | February 1977 |
| PASSAIC | | | 0 | | 547 | 547 | | 121 | 121 | | 390 | 390 | | 36 | 36 | November 1976 |
| SALEM | | | 0 | | 386 | 386 | | 16 | 16 | | 194 | 194 | | 176 | 176 | January 1977 |
| SOMERSET | | | 0 | | 454 | 454 | | 138 | 138 | | 121 | 121 | | 195 | 195 | December 1976 |
| SUSSEX | NO APPROVED PROGRAM | | | | | | | | | | | | | | | |
| UNION | | | 0 | | 1014 | 1014 | | 97 | 97 | | 722 | 722 | | 195 | 195 | November 1976 |
| WARREN | NO APPROVED PROGRAM | | | | | | | | | | | | | | | |
| TOTAL | 182 | 808 | 990 | 2563 | 13765 | 16328 | 1163 | 2915 | 4078 | 844 | 8464 | 9308 | 738 | 3194 | 3932 | |
| TOTAL ONE YEAR AGO | | | | 2145 | 3827 | 5972 | 1197 | 1305 | 2502 | 694 | 2073 | 2767 | 182 | 808 | 990 | |

PROBATION TABLE D-8

PRETRIAL INTERVENTION - ENROLLMENTS
Non-Indictable and Indictable Complaints

September 1, 1976 - August 31, 1977

| COUNTY | CURRENT ENROLLMENTS AS OF August 31, 1976 | | | NEW ENROLLMENTS September 1, 1976 to August 31, 1977 | | | DISMISSALS (successfully completing program) September 1, 1976 to August 31, 1977 | | | TERMINATIONS (unsuccessful removal from program) September 1, 1976 to August 31, 1977 | | | CURRENT ENROLLMENTS AS OF August 31, 1977 | | |
|--------------------|---|------|-------|--|------|-------|---|------|-------|---|------|-------|---|------|-------|
| | Non- Ind. | Ind. | Total | Non- Ind. | Ind. | Total | Non- Ind. | Ind. | Total | Non- Ind. | Ind. | Total | Non- Ind. | Ind. | Total |
| ATLANTIC | | 12 | 12 | | 105 | 105 | | 55 | | | 6 | 6 | | 56 | 56 |
| BERGEN | 108 | 70 | 178 | 596 | 187 | 783 | 458 | 163 | 621 | 23 | 6 | 29 | 223 | 88 | 311 |
| BURLINGTON | | | 0 | | 34 | 34 | | 1 | 1 | | | 0 | | 33 | 33 |
| CAMDEN | | 141 | 141 | | 437 | 437 | | 368 | 368 | | 28 | 28 | | 182 | 182 |
| CAPE MAY | | | 0 | | 12 | 12 | | | 0 | | | 0 | | 12 | 12 |
| CUMBERLAND | | | 0 | 3 | 37 | 40 | | | 0 | | | 0 | 3 | 37 | 40 |
| ESSEX | | | 0 | | 646 | 646 | | 177 | 177 | | 34 | 34 | | 435 | 435 |
| GLOUCESTER | | 21 | 21 | | 76 | 76 | | 66 | 66 | | 4 | 4 | | 27 | 27 |
| HUDSON | 212 | 36 | 248 | 316 | 198 | 514 | 204 | 97 | 301 | 55 | 15 | 70 | 269 | 122 | 391 |
| HUNTERDON | | | 0 | | 52 | 52 | | | 0 | | | 0 | | 52 | 52 |
| MERCER | 72 | 48 | 120 | 242 | 107 | 349 | 163 | 78 | 241 | 7 | 4 | 11 | 144 | 73 | 217 |
| MIDDLESEX | | 30 | 30 | | 147 | 147 | | 143 | 143 | | 10 | 10 | | 24 | 24 |
| MONMOUTH | PROGRAM OPERATIONAL OCTOBER 1977 | | | | | | | | | | | | | | |
| MORRIS | 1 | 181 | 182 | 6 | 427 | 433 | 1 | 338 | 339 | | 27 | 27 | 6 | 243 | 249 |
| OCEAN | | | 0 | | 78 | 78 | | 16 | 16 | | | 0 | | 62 | 62 |
| PASSAIC | | | 0 | | 121 | 121 | | | 0 | | | 0 | | 121 | 121 |
| SALEM | | | 0 | | 16 | 16 | | | 0 | | 1 | 1 | | 15 | 15 |
| SOMERSET | | | 0 | | 138 | 138 | | 13 | 13 | | 1 | 1 | | 124 | 124 |
| SUSSEX | NO APPROVED PROGRAM | | | | | | | | | | | | | | |
| UNION | | | 0 | | 97 | 97 | | 28 | 28 | | 3 | 3 | | 66 | 66 |
| WARREN | NO APPROVED PROGRAM | | | | | | | | | | | | | | |
| TOTAL | 393 | 539 | 932 | 1163 | 2915 | 4078 | 826 | 1543 | 2314 | 85 | 139 | 224 | 645 | 1772 | 2417 |
| TOTAL ONE YEAR AGO | | | | 1197 | 1305 | 2502 | 859 | 735 | 1594 | 228 | 77 | 305 | 393 | 539 | 932 |

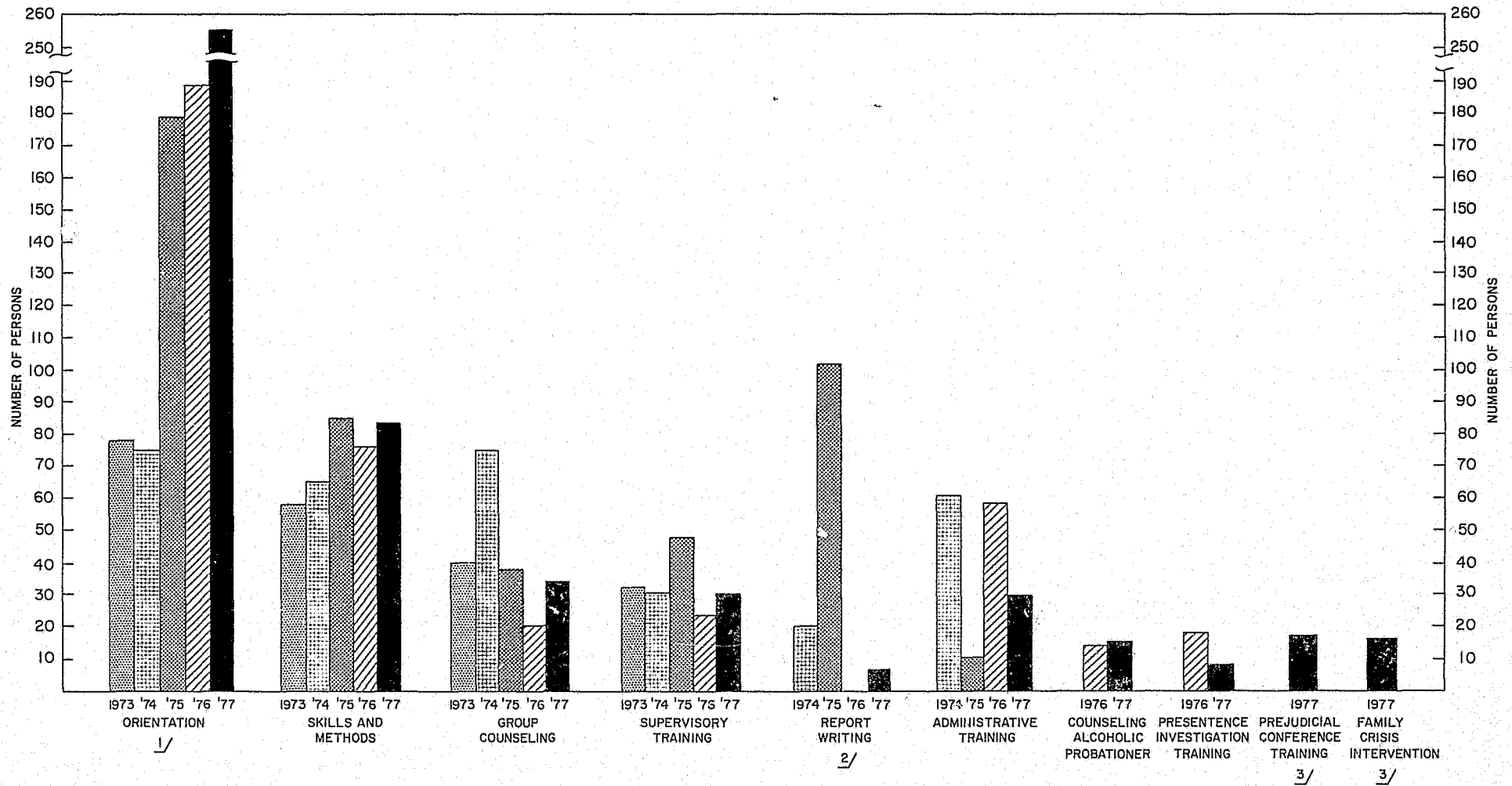
PROBATION TABLE D-9
PRETRIAL INTERVENTION BUDGET APPROPRIATION
Calendar - 1977

| County | Operational Date | SLEPA* Funding | County** Funding | CETA Funding | Total |
|------------|---------------------|----------------|------------------|--------------|-------------|
| Atlantic | 3/76 | \$ 73,921 | \$ 3,891 | | \$ 77,812 |
| Bergen | 6/74 | 130,000 | 65,222 | | 195,222 |
| Burlington | 2/77 | 55,916 | 3,106 | | 59,022 |
| Camden | 1/75 | | 327,685 | | 327,685 |
| Cape May | 1/77 | | 36,170 | | 36,170 |
| Cumberland | 1/77 | | 43,834 | | 43,834 |
| Essex | 9/76 | 124,518 | 146,003 | | 270,521 |
| Gloucester | 2/76 | | 45,407 | | 45,407 |
| Hudson | 11/71 | | 227,900 | \$19,400 | 247,300 |
| Hunterdon | 2/77 | 38,801 | 2,013 | | 40,814 |
| Mercer | 3/75 | 67,498 | 4,756 | 17,160 | 89,414 |
| Middlesex | 9/75 | 147,189 | | | 147,189 |
| Monmouth | 9/77 | 50,964 | 6,300 | | 57,264 |
| Morris | 4/75 | 27,175 | 57,653 | 34,600 | 119,428 |
| Ocean | 2/77 | 57,421 | 2,969 | | 60,390 |
| Passaic | 11/76 | 89,722 | 66,456 | | 156,178 |
| Salem | 1/77 | | 28,800 | | 28,800 |
| Somerset | 12/76 | 52,221 | 66,042 | | 118,263 |
| Sussex | No Approved Program | | | | |
| Union | 11/76 | 79,167 | 65,385 | | 144,550 |
| Warren | No Approved Program | | | | |
| Total | | \$994,513 | \$1,199,590 | \$71,160 | \$2,265,263 |

* The column headed SLEPA includes the State match of 5% required on grants. Also, grants beginning and ending in different calendar years have been prorated for the appropriated portion budgeted for calendar 1977.

** County portion includes the local 5% match required on Federal grants.

PROBATION TABLE E-I
PERSONNEL COMPLETING PROBATION TRAINING
COURT YEARS ENDING AUGUST 31, 1973, 1974, 1975, 1976, AND 1977



1/ ORIENTATION INCLUDES ALL NEW STAFF TRAINED, PROBATION OFFICERS AND INVESTIGATORS BOTH AT STATE AND COUNTY FACILITIES.

2/ COURSE NOT OFFERED DURING 1976.

3/ NEW COURSES—FIRST OFFERED DURING 1977.

SOURCE: OFFICE OF PROBATION TRAINING

TABLE E-2

COUNTY ADMINISTERED PROBATION TRAINING PROGRAMS
CONDUCTED DURING 1976 - 1977

COURT YEAR

| COUNTY | ORIENTATION | | COUNSELING | | NARCOTICS AND ALCOHOL | | MANAGEMENT AND SUPERVISION | | OTHER | | TOTAL | |
|------------|--------------|----------------|--------------|----------------|-----------------------|----------------|----------------------------|----------------|--------------|----------------|--------------|----------------|
| | # of Persons | # of Man-Hours | # of Persons | # of Man-Hours | # of Persons | # of Man-Hours | # of Persons | # of Man-Hours | # of Persons | # of Man-Hours | # of Persons | # of Man-Hours |
| Atlantic | | | | | | | | | | | | |
| Bergen | | | 8 | 88 | 5 | 175 | | | 11 | 314 | 24 | 577 |
| Burlington | | | | | | | | | | | | |
| Camden | 35 | 1610 | 11 | 168 | | | 7 | 140 | 27 | 590 | 80 | 2508 |
| Cape May | | | | | | | | | | | | |
| Cumberland | | | | | | | | | | | | |
| Essex | 31 | 2328 | 35 | 875 | | | 4 | 24 | 9 | 45 | 79 | 3272 |
| Gloucester | | | 9 | 432 | | | | | | | 9 | 432 |
| Hudson | | | | | 23 | 960 | | | | | 23 | 960 |
| Hunterdon | | | | | | | | | | | | |
| Mercer | | | | | | | | | | | | |
| Middlesex | 59 | 4954 | 188 | 1972 | 7 | 200 | 76 | 998 | 45 | 475 | 375 | 8599 |
| Monmouth | | | | | | | | | | | | |
| Morris | | | 30 | 600 | | | | | 52 | 706 | 82 | 1306 |
| Ocean | | | | | | | | | | | | |
| Passaic | | | 20 | 226 | 12 | 196 | 14 | 286 | 4 | 155 | 50 | 863 |
| Salem | | | | | | | | | | | | |
| Somerset | | | | | | | | | | | | |
| Sussex | | | | | | | | | | | | |
| Union | | | | | | | | | | | | |
| Warren | | | | | | | | | | | | |
| TOTAL | 125 | 8892 | 301 | 4361 | 47 | 1531 | 101 | 1448 | 148 | 2285 | 722 | 18517 |

SOURCE: Probation Training

SUPPLEMENTARY TABLES

REPORT ON THE OPERATION OF N.J.S.A. TITLE 59,
CLAIMS AGAINST PUBLIC ENTITIES (N.J. TORT CLAIMS
ACT AND N.J. CONTRACTUAL LIABILITY ACT)

SUPERIOR AND COUNTY COURT INVENTORY OF CASES

SEPTEMBER 1, 1976 TO AUGUST 31, 1977

| COUNTY | Complaints Filed | Cases Pending September 1, 1976 | Cases Added * this Period | CASES DISPOSED OF | | | | | | | Transferred to Other Jurisdiction | Total Disposed of | Cases Placed on Inactive List | ACTIVE CASES PENDING ON AUGUST 31, 1977 | | | Total Active Cases Pending August 31, 1977 |
|--------------------------------------|------------------|------------------------------------|---------------------------------|---|------------------------|---|---------|-----------|--------------|-------------------|--------------------------------------|-------------------------|----------------------------------|---|-------------------|----|--|
| | | | | By Trial Commenced | | Without Trial (Before Trial Commenced) | | | | | | | | | | | |
| | | | | Partially Tried But Disposed of During Trial | Tried To Completion | Judgment by Default | Settled | Dismissed | Discontinued | Under 6 Months | | | | 6 to 12 Months | Over 12 Months | | |
| <u>ATLANTIC</u> | | | | | | | | | | | | | | | | | |
| Claims Against the State | | | | | | | | | | | | | | | | | |
| Tort (Incl. Auto Neg.) | 2 | 2 | 4 | 0 | 0 | 0 | 4 | 0 | 0 | 0 | 4 | 1 | 1 | 0 | 0 | 1 | |
| Contractual Liability | 2 | 7 | 3 | 0 | 0 | 0 | 4 | 0 | 0 | 0 | 4 | 1 | 1 | 0 | 4 | 5 | |
| Claims Against Local Public Entities | | | | | | | | | | | | | | | | | |
| Tort (Incl. Auto Neg.) | 28 | 35 | 28 | 0 | 0 | 0 | 25 | 0 | 0 | 0 | 25 | 2 | 4 | 14 | 18 | 36 | |
| <u>BERGEN</u> | | | | | | | | | | | | | | | | | |
| Claims Against the State | | | | | | | | | | | | | | | | | |
| Tort (Incl. Auto Neg.) | 0 | 27 | 10 | 0 | 3 | 0 | 9 | 0 | 0 | 0 | 12 | 5 | 0 | 0 | 20 | 20 | |
| Contractual Liability | 0 | 3 | 0 | 0 | 0 | 0 | 1 | 0 | 0 | 0 | 1 | 0 | 0 | 0 | 2 | 2 | |
| Claims Against Local Public Entities | | | | | | | | | | | | | | | | | |
| Tort (Incl. Auto Neg.) | 1 | 29 | 2 | 1 | 1 | 0 | 12 | 2 | 0 | 1 | 17 | 1 | 0 | 0 | 13 | 13 | |
| <u>BURLINGTON</u> | | | | | | | | | | | | | | | | | |
| Claims Against the State | | | | | | | | | | | | | | | | | |
| Tort (Incl. Auto Neg.) | 2 | 3 | 0 | 0 | 0 | 0 | 0 | 0 | 0 | 0 | 0 | 0 | 0 | 0 | 3 | 3 | |
| Contractual Liability | 0 | 1 | 0 | 0 | 0 | 0 | 0 | 1 | 0 | 0 | 1 | 0 | 0 | 0 | 0 | 0 | |
| Claims Against Local Public Entities | | | | | | | | | | | | | | | | | |
| Tort (Incl. Auto Neg.) | 23 | 24 | 21 | 0 | 0 | 0 | 4 | 6 | 0 | 0 | 10 | 0 | 11 | 5 | 19 | 35 | |
| <u>CAMDEN</u> | | | | | | | | | | | | | | | | | |
| Claims Against the State | | | | | | | | | | | | | | | | | |
| Tort (Incl. Auto Neg.) | 39 | 22 | 13 | 0 | 0 | 0 | 7 | 12 | 0 | 0 | 19 | 0 | 0 | 0 | 16 | 16 | |
| Contractual Liability | 3 | 3 | 1 | 0 | 0 | 0 | 1 | 1 | 0 | 0 | 2 | 0 | 0 | 1 | 1 | 2 | |
| Claims Against Local Public Entities | | | | | | | | | | | | | | | | | |
| Tort (Incl. Auto Neg.) | 59 | 85 | 42 | 1 | 2 | 0 | 48 | 32 | 0 | 1 | 84 | 3 | 4 | 4 | 32 | 40 | |
| <u>CAPE MAY</u> | | | | | | | | | | | | | | | | | |
| Claims Against the State | | | | | | | | | | | | | | | | | |
| Tort (Incl. Auto Neg.) | 0 | 0 | 0 | 0 | 0 | 0 | 0 | 0 | 0 | 0 | 0 | 0 | 0 | 0 | 0 | 0 | |
| Contractual Liability | 0 | 0 | 0 | 0 | 0 | 0 | 0 | 0 | 0 | 0 | 0 | 0 | 0 | 0 | 0 | 0 | |
| Claims Against Local Public Entities | | | | | | | | | | | | | | | | | |
| Tort (Incl. Auto Neg.) | 5 | 7 | 1 | 0 | 2 | 0 | 0 | 1 | 1 | 0 | 4 | 0 | 0 | 1 | 3 | 4 | |

* A case is added to the calendar when the first answer is filed, R. 4:36-2.

CONTINUED

7 OF 8

REPORT ON THE OPERATION OF N.J.S.A. TITLE 59,
CLAIMS AGAINST PUBLIC ENTITIES (N.J. TORT CLAIMS
ACT AND N.J. CONTRACTUAL LIABILITY ACT)

SUPERIOR AND COUNTY COURT INVENTORY OF CASES

SEPTEMBER 1, 1976 TO AUGUST 31, 1977

| COUNTY | Complaints Filed | Cases Pending September 1, 1976 | Cases Added * this Period | CASES DISPOSED OF | | | | | | Transferred to Other Jurisdiction | Total Disposed of | Cases Placed on Inactive List | ACTIVE CASES PENDING ON AUGUST 31, 1977 | | | Total Active Cases Pending August 31, 1977 |
|--------------------------------------|------------------|------------------------------------|---------------------------------|---|------------------------|---|---------|-----------|--------------|--------------------------------------|-------------------------|----------------------------------|---|-------------------|-------------------|--|
| | | | | By Trial Commenced | | Without Trial (Before Trial Commenced) | | | | | | | Under 6 Months | 6 to 12 Months | Over 12 Months | |
| | | | | Partially Tried But Disposed of During Trial | Tried To Completion | Judgment by Default | Settled | Dismissed | Discontinued | | | | | | | |
| <u>CUMBERLAND</u> | | | | | | | | | | | | | | | | |
| Claims Against the State | | | | | | | | | | | | | | | | |
| Tort (Incl. Auto Neg.) | 2 | 0 | 2 | 0 | 0 | 0 | 0 | 1 | 0 | 0 | 1 | 0 | 1 | 0 | 0 | 1 |
| Contractual Liability | 0 | 1 | 0 | 0 | 0 | 0 | 0 | 0 | 0 | 0 | 0 | 1 | 0 | 0 | 0 | 0 |
| Claims Against Local Public Entities | | | | | | | | | | | | | | | | |
| Tort (Incl. Auto Neg.) | 14 | 40 | 14 | 2 | 0 | 0 | 24 | 10 | 0 | 0 | 36 | 1 | 6 | 5 | 6 | 17 |
| <u>ESSEX</u> | | | | | | | | | | | | | | | | |
| Claims Against the State | | | | | | | | | | | | | | | | |
| Tort (Incl. Auto Neg.) | 16 | 9 | 5 | 0 | 0 | 0 | 0 | 4 | 0 | 0 | 4 | 0 | 3 | 2 | 5 | 10 |
| Contractual Liability | 4 | 2 | 1 | 0 | 0 | 0 | 0 | 0 | 0 | 0 | 0 | 0 | 1 | 1 | 1 | 3 |
| Claims Against Local Public Entities | | | | | | | | | | | | | | | | |
| Tort (Incl. Auto Neg.) | 182 | 221 | 123 | 1 | 3 | 0 | 5 | 27 | 0 | 1 | 37 | 0 | 69 | 75 | 163 | 307 |
| <u>GLOUCESTER</u> | | | | | | | | | | | | | | | | |
| Claims Against the State | | | | | | | | | | | | | | | | |
| Tort (Incl. Auto Neg.) | 0 | 2 | 1 | 0 | 0 | 0 | 1 | 0 | 0 | 0 | 1 | 0 | 1 | 0 | 1 | 2 |
| Contractual Liability | 1 | 1 | 0 | 0 | 0 | 0 | 0 | 0 | 0 | 0 | 0 | 0 | 0 | 0 | 1 | 1 |
| Claims Against Local Public Entities | | | | | | | | | | | | | | | | |
| Tort (Incl. Auto Neg.) | 7 | 23 | 9 | 1 | 0 | 0 | 4 | 6 | 0 | 0 | 11 | 0 | 4 | 5 | 12 | 21 |
| <u>HUDSON</u> | | | | | | | | | | | | | | | | |
| Claims Against the State | | | | | | | | | | | | | | | | |
| Tort (Incl. Auto Neg.) | 14 | 12 | 10 | 0 | 0 | 0 | 5 | 4 | 0 | 1 | 10 | 0 | 0 | 4 | 8 | 12 |
| Contractual Liability | 8 | 4 | 4 | 0 | 0 | 0 | 0 | 0 | 0 | 0 | 0 | 0 | 0 | 1 | 7 | 8 |
| Claims Against Local Public Entities | | | | | | | | | | | | | | | | |
| Tort (Incl. Auto Neg.) | 241 | 119 | 185 | 5 | 9 | 0 | 47 | 18 | 0 | 3 | 82 | 2 | 50 | 64 | 106 | 220 |
| <u>HUNTERDON</u> | | | | | | | | | | | | | | | | |
| Claims Against the State | | | | | | | | | | | | | | | | |
| Tort (Incl. Auto Neg.) | 1 | 0 | 1 | 0 | 0 | 0 | 0 | 0 | 0 | 0 | 0 | 0 | 1 | 0 | 0 | 1 |
| Contractual Liability | 0 | 1 | 0 | 0 | 0 | 0 | 0 | 0 | 0 | 0 | 0 | 0 | 0 | 0 | 1 | 1 |
| Claims Against Local Public Entities | | | | | | | | | | | | | | | | |
| Tort (Incl. Auto Neg.) | 35 | 11 | 25 | 0 | 0 | 2 | 2 | 6 | 0 | 3 | 13 | 0 | 8 | 9 | 6 | 23 |

* A case is added to the calendar when the first answer is filed, R. 4:36-2.

REPORT ON THE OPERATION OF N.J.S.A. TITLE 59,
CLAIMS AGAINST PUBLIC ENTITIES (N.J. TORT CLAIMS
ACT AND N.J. CONTRACTUAL LIABILITY ACT)

SUPERIOR AND COUNTY COURT INVENTORY OF CASES

SEPTEMBER 1, 1976 TO AUGUST 31, 1977

| COUNTY | Complaints Filed | Cases Pending September 1, 1976 | * Cases Added this period | CASES DISPOSED OF | | | | | | Transferred to Other Jurisdiction | Total Disposed of | Cases Placed on Inactive List | ACTIVE CASES PENDING ON August 31, 1977 | | | Total Active Cases Pending August 31, 1977 |
|--------------------------------------|------------------|------------------------------------|---------------------------------|---|------------------------|---|---------|-----------|--------------|--------------------------------------|-------------------------|----------------------------------|---|-------------------|-------------------|--|
| | | | | By Trial Commenced | | Without Trial (Before Trial Commenced) | | | | | | | Under 6 Months | 6 to 12 Months | Over 12 Months | |
| | | | | Partially Tried But Disposed of During Trial | Tried To Completion | Judgment by Default | Settled | Dismissed | Discontinued | | | | | | | |
| <u>MERCER</u> | | | | | | | | | | | | | | | | |
| Claims Against the State | | | | | | | | | | | | | | | | |
| Tort (Incl. Auto Neg.) | 2 | 1 | 2 | 0 | 0 | 0 | 0 | 0 | 0 | 0 | 1 | 0 | 2 | 0 | 0 | 2 |
| Contractual Liability | 1 | 2 | 1 | 0 | 0 | 0 | 0 | 0 | 0 | 0 | 0 | 0 | 0 | 3 | 0 | 3 |
| Claims Against Local Public Entities | | | | | | | | | | | | | | | | |
| Tort (Incl. Auto Neg.) | 3 | 12 | 3 | 0 | 0 | 0 | 0 | 7 | 0 | 0 | 7 | 0 | 0 | 1 | 7 | 8 |
| <u>MIDDLESEX</u> | | | | | | | | | | | | | | | | |
| Claims Against the State | | | | | | | | | | | | | | | | |
| Tort (Incl. Auto Neg.) | 15 | 18 | 9 | 0 | 0 | 0 | 0 | 17 | 0 | 1 | 18 | 0 | 3 | 4 | 2 | 9 |
| Contractual Liability | 4 | 0 | 3 | 0 | 0 | 0 | 0 | 2 | 0 | 0 | 2 | 0 | 0 | 1 | 0 | 1 |
| Claims Against Local Public Entities | | | | | | | | | | | | | | | | |
| Tort (Incl. Auto Neg.) | 206 | 172 | 112 | 0 | 2 | 0 | 8 | 99 | 0 | 5 | 114 | 0 | 51 | 52 | 67 | 170 |
| <u>MONMOUTH</u> | | | | | | | | | | | | | | | | |
| Claims Against the State | | | | | | | | | | | | | | | | |
| Tort (Incl. Auto Neg.) | 0 | 8 | 0 | 0 | 0 | 0 | 0 | 1 | 0 | 0 | 1 | 0 | 1 | 0 | 6 | 7 |
| Contractual Liability | 0 | 1 | 0 | 0 | 0 | 0 | 0 | 0 | 0 | 0 | 0 | 0 | 0 | 0 | 1 | 1 |
| Claims Against Local Public Entities | | | | | | | | | | | | | | | | |
| Tort (Incl. Auto Neg.) | 23 | 107 | 52 | 0 | 1 | 0 | 9 | 8 | 0 | 0 | 18 | 0 | 25 | 81 | 35 | 141 |
| <u>MORRIS</u> | | | | | | | | | | | | | | | | |
| Claims Against the State | | | | | | | | | | | | | | | | |
| Tort (Incl. Auto Neg.) | 2 | 2 | 2 | 0 | 0 | 0 | 1 | 0 | 0 | 0 | 1 | 1 | 0 | 2 | 0 | 2 |
| Contractual Liability | 6 | 0 | 3 | 1 | 0 | 0 | 1 | 0 | 0 | 1 | 3 | 0 | 0 | 0 | 0 | 0 |
| Claims Against Local Public Entities | | | | | | | | | | | | | | | | |
| Tort (Incl. Auto Neg.) | 64 | 14 | 43 | 1 | 1 | 0 | 7 | 5 | 0 | 2 | 16 | 0 | 17 | 15 | 9 | 41 |
| <u>OCEAN</u> | | | | | | | | | | | | | | | | |
| Claims Against the State | | | | | | | | | | | | | | | | |
| Tort (Incl. Auto Neg.) | 2 | 1 | 1 | 0 | 0 | 0 | 1 | 0 | 0 | 0 | 1 | 0 | 1 | 0 | 0 | 1 |
| Contractual Liability | 1 | 0 | 0 | 0 | 0 | 0 | 0 | 0 | 0 | 0 | 0 | 0 | 0 | 0 | 0 | 0 |
| Claims Against Local Public Entities | | | | | | | | | | | | | | | | |
| Tort (Incl. Auto Neg.) | 46 | 48 | 46 | 1 | 2 | 0 | 24 | 3 | 0 | 2 | 32 | 1 | 19 | 10 | 32 | 61 |

* A case is added to the calendar when the first answer is filed, R. 4:36-2.

REPORT ON THE OPERATION OF N.J.S.A. TITLE 59,
CLAIMS AGAINST PUBLIC ENTITIES (N.J. TORT CLAIMS
ACT AND N.J. CONTRACTUAL LIABILITY ACT)

SUPERIOR AND COUNTY COURT INVENTORY OF CASES

SEPTEMBER 1, 1976 TO AUGUST 31, 1977

| COUNTY | Complaints Filed | Cases Pending September 1, 1976 | Cases Added * this Period | CASES DISPOSED OF | | | | | | | Transferred to Other Jurisdiction | Total Disposed of | Cases Placed on Inactive List | ACTIVE CASES PENDING ON August 31, 1977 | | | Total Active Cases Pending August 31, 1977 |
|--------------------------------------|------------------|------------------------------------|---------------------------------|---|------------------------|---|---------|-----------|--------------|---|--------------------------------------|-------------------------|----------------------------------|---|-------------------|-------------------|--|
| | | | | By Trial Commenced | | Without Trial (Before Trial Commenced) | | | | | | | | Under 6 Months | 6 to 12 Months | Over 12 Months | |
| | | | | Partially Tried But Disposed of During Trial | Tried To Completion | Judgment by Default | Settled | Dismissed | Discontinued | | | | | | | | |
| <u>PASSAIC</u> | | | | | | | | | | | | | | | | | |
| Claims Against the State | | | | | | | | | | | | | | | | | |
| Tort (Incl. Auto Neg.) | 8 | 5 | 11 | 0 | 3 | 0 | 0 | 4 | 0 | 0 | 7 | 0 | 3 | 4 | 2 | | 9 |
| Contractual Liability | 1 | 0 | 1 | 0 | 0 | 0 | 0 | 0 | 0 | 0 | 0 | 0 | 1 | 0 | 0 | | 1 |
| Claims Against Local Public Entities | | | | | | | | | | | | | | | | | |
| Tort (Incl. Auto Neg.) | 35 | 66 | 50 | 0 | 32 | 0 | 1 | 28 | 0 | 1 | 62 | 0 | 24 | 15 | 15 | | 54 |
| <u>SALEM</u> | | | | | | | | | | | | | | | | | |
| Claims Against the State | | | | | | | | | | | | | | | | | |
| Tort (Incl. Auto Neg.) | 0 | 0 | 0 | 0 | 0 | 0 | 0 | 0 | 0 | 0 | 0 | 0 | 0 | 0 | 0 | | 0 |
| Contractual Liability | 0 | 0 | 0 | 0 | 0 | 0 | 0 | 0 | 0 | 0 | 0 | 0 | 0 | 0 | 0 | | 0 |
| Claims Against Local Public Entities | | | | | | | | | | | | | | | | | |
| Tort (Incl. Auto Neg.) | 0 | 2 | 1 | 0 | 0 | 0 | 2 | 0 | 0 | 0 | 2 | 0 | 0 | 0 | 1 | | 1 |
| <u>SCMERSET</u> | | | | | | | | | | | | | | | | | |
| Claims Against the State | | | | | | | | | | | | | | | | | |
| Tort (Incl. Auto Neg.) | 1 | 1 | 1 | 0 | 0 | 0 | 0 | 0 | 0 | 0 | 0 | 0 | 1 | 1 | 0 | | 2 |
| Contractual Liability | 0 | 0 | 0 | 0 | 0 | 0 | 0 | 0 | 0 | 0 | 0 | 0 | 0 | 0 | 0 | | 0 |
| Claims Against Local Public Entities | | | | | | | | | | | | | | | | | |
| Tort (Incl. Auto Neg.) | 33 | 28 | 33 | 0 | 2 | 0 | 3 | 12 | 5 | 1 | 23 | 0 | 21 | 8 | 9 | | 38 |
| <u>SUSSEX</u> | | | | | | | | | | | | | | | | | |
| Claims Against the State | | | | | | | | | | | | | | | | | |
| Tort (Incl. Auto Neg.) | 0 | 2 | 1 | 0 | 0 | 0 | 2 | 0 | 0 | 0 | 2 | 0 | 1 | 0 | 0 | | 1 |
| Contractual Liability | 2 | 2 | 1 | 0 | 0 | 0 | 0 | 0 | 0 | 0 | 0 | 1 | 0 | 1 | 1 | | 2 |
| Claims Against Local Public Entities | | | | | | | | | | | | | | | | | |
| Tort (Incl. Auto Neg.) | 21 | 17 | 20 | 1 | 3 | 0 | 3 | 13 | 0 | 0 | 20 | 0 | 10 | 5 | 2 | | 17 |
| <u>UNION</u> | | | | | | | | | | | | | | | | | |
| Claims Against the State | | | | | | | | | | | | | | | | | |
| Tort (Incl. Auto Neg.) | 10 | 14 | 11 | 0 | 3 | 0 | 0 | 3 | 0 | 1 | 7 | 0 | 0 | 8 | 10 | | 18 |
| Contractual Liability | 7 | 6 | 2 | 0 | 0 | 0 | 4 | 3 | 0 | 1 | 8 | 0 | 0 | 0 | 0 | | 0 |
| Claims Against Local Public Entities | | | | | | | | | | | | | | | | | |
| Tort (Incl. Auto Neg.) | 78 | 107 | 65 | 0 | 7 | 0 | 2 | 48 | 0 | 5 | 62 | 0 | 23 | 26 | 61 | | 110 |

* A case is added to the calendar when the first answer is filed, R. 4:36-2.

REPORT ON THE OPERATION OF N.J.S.A. TITLE 59,
CLAIMS AGAINST PUBLIC ENTITIES (N.J. TORT CLAIMS
ACT AND N.J. CONTRACTUAL LIABILITY ACT)

SUPERIOR AND COUNTY COURT INVENTORY OF CASES

SEPTEMBER 1, 1976 TO AUGUST 31, 1977

| COUNTY | Complaints Filed | Cases Pending September 1, 1976 | Cases Added* this Period | CASES DISPOSED OF | | | | | | | Transferred to Other Jurisdiction | Total Disposed of | Cases Placed on Inactive List | ACTIVE CASES PENDING ON AUGUST 31, 1977 | | | Total Active Cases Pending August 31, 1977 |
|--------------------------------------|------------------|------------------------------------|-----------------------------|---|------------------------|---|------------|------------|--------------|-------------------|--------------------------------------|-------------------------|----------------------------------|---|-------------------|---|--|
| | | | | By Trial Commenced | | Without Trial (Before Trial Commenced) | | | | | | | | | | | |
| | | | | Partially Tried But Disposed of During Trial | Tried To Completion | Judgment by Default | Settled | Dismissed | Discontinued | Under 6 Months | | | | 6 to 12 Months | Over 12 Months | | |
| <u>WARREN</u> | | | | | | | | | | | | | | | | | |
| Claims Against the State | | | | | | | | | | | | | | | | | |
| Tort (Incl. Auto Neg.) | 0 | 1 | 0 | 0 | 0 | 0 | 0 | 1 | 0 | 0 | 1 | 0 | 0 | 0 | 0 | 0 | 0 |
| Contractual Liability | 0 | 0 | 0 | 0 | 0 | 0 | 0 | 0 | 0 | 0 | 0 | 0 | 0 | 0 | 0 | 0 | 0 |
| Claims Against Local Public Entities | | | | | | | | | | | | | | | | | |
| Tort (Incl. Auto Neg.) | 3 | 6 | 3 | 0 | 0 | 0 | 0 | 2 | 0 | 0 | 2 | 0 | 1 | 2 | 4 | | 7 |
| <u>TOTALS, STATE & LOCAL</u> | | | | | | | | | | | | | | | | | |
| Claims Against the State | | | | | | | | | | | | | | | | | |
| Tort (Incl. Auto Neg.) | 116 | 130 | 84 | 0 | 9 | 0 | 30 | 48 | 0 | 3 | 90 | 7 | 19 | 25 | 73 | | 117 |
| Contractual Liability | 40 | 34 | 20 | 1 | 0 | 0 | 11 | 7 | 0 | 2 | 21 | 3 | 3 | 8 | 19 | | 30 |
| Claims Against Local Public Entities | | | | | | | | | | | | | | | | | |
| Tort (Incl. Auto Neg.) | 1,107 | 1,173 | 878 | 14 | 67 | 2 | 230 | 333 | 6 | 25 | 677 | 10 | 347 | 397 | 620 | | 1,364 |
| TOTALS | 1,263 | 1,337 | 982 | 15 | 76 | 2 | 271 | 388 | 6 | 30 | 788 | 20 | 369 | 430 | 712 | | 1,511 |

** A case is added to the calendar when the first answer is filed, R. 4:36-2.

9-9

Superior and County Courts Money Judgments

| COUNTY | Up to \$100. inc. | | \$100.01 to \$500. | | \$500.01 to \$1000. | | \$1000.01 to \$1500. | | \$1500.01 to \$2000. | | \$2000.01 to \$3000. | | \$3000.01 to \$4000. | | \$4000.01 to \$5000. | | \$5000.01 to \$10,000. | | Over \$10,000. | | TOTALS | |
|-------------------|----------------------|--------|-----------------------|--------|------------------------|--------|-------------------------|--------|-------------------------|--------|-------------------------|--------|-------------------------|--------|-------------------------|--------|---------------------------|--------|-------------------|--------|---------------|--------|
| | Tort, Inc. | Contr. | Tort, Inc. | Contr. | Tort, Inc. | Contr. | Tort, Inc. | Contr. | Tort, Inc. | Contr. | Tort, Inc. | Contr. | Tort, Inc. | Contr. | Tort, Inc. | Contr. | Tort, Inc. | Contr. | Tort, Inc. | Contr. | Tort, Inc. | Contr. |
| | Auto | Liab. | Auto | Liab. | Auto | Liab. | Auto | Liab. | Auto | Liab. | Auto | Liab. | Auto | Liab. | Auto | Liab. | Auto | Liab. | Auto | Liab. | Auto | Liab. |
| <u>ATLANTIC</u> | | | | | | | | | | | | | | | | | | | | | | |
| State | 0 | 0 | 0 | 0 | 0 | 0 | 0 | 0 | 0 | 0 | 0 | 0 | 0 | 0 | 0 | 0 | 0 | 0 | 0 | 0 | 0 | 0 |
| Local | 0 | 0 | 0 | 0 | 0 | 0 | 0 | 0 | 0 | 0 | 0 | 0 | 0 | 0 | 0 | 0 | 0 | 0 | 0 | 0 | 0 | 0 |
| <u>BERGEN</u> | | | | | | | | | | | | | | | | | | | | | | |
| State | 0 | 0 | 0 | 0 | 0 | 0 | 0 | 0 | 0 | 0 | 0 | 0 | 0 | 0 | 0 | 0 | 0 | 0 | 0 | 0 | 0 | 0 |
| Local | 0 | 0 | 0 | 0 | 0 | 0 | 0 | 0 | 0 | 0 | 0 | 0 | 0 | 0 | 0 | 0 | 0 | 0 | 0 | 0 | 0 | 0 |
| <u>BURLINGTON</u> | | | | | | | | | | | | | | | | | | | | | | |
| State | 0 | 0 | 0 | 0 | 0 | 0 | 0 | 0 | 0 | 0 | 0 | 0 | 0 | 0 | 0 | 0 | 0 | 0 | 0 | 0 | 0 | 0 |
| Local | 0 | 0 | 0 | 0 | 0 | 0 | 0 | 0 | 0 | 0 | 0 | 0 | 0 | 0 | 0 | 0 | 0 | 0 | 0 | 0 | 0 | 0 |
| <u>CAMDEN</u> | | | | | | | | | | | | | | | | | | | | | | |
| State | 0 | 0 | 0 | 0 | 0 | 0 | 0 | 0 | 0 | 0 | 0 | 0 | 0 | 0 | 0 | 0 | 0 | 0 | 0 | 0 | 0 | 0 |
| Local | 0 | 0 | 0 | 0 | 0 | 0 | 0 | 0 | 0 | 0 | 0 | 0 | 1 | 0 | 1 | 0 | 0 | 0 | 2 | 0 | 4 | 0 |
| <u>CAPE MAY</u> | | | | | | | | | | | | | | | | | | | | | | |
| State | 0 | 0 | 0 | 0 | 0 | 0 | 0 | 0 | 0 | 0 | 0 | 0 | 0 | 0 | 0 | 0 | 0 | 0 | 0 | 0 | 0 | 0 |
| Local | 0 | 0 | 0 | 0 | 0 | 0 | 0 | 0 | 0 | 0 | 0 | 0 | 0 | 0 | 0 | 0 | 0 | 0 | 0 | 0 | 0 | 0 |
| <u>CUMBERLAND</u> | | | | | | | | | | | | | | | | | | | | | | |
| State | 0 | 0 | 0 | 0 | 0 | 0 | 0 | 0 | 0 | 0 | 0 | 0 | 0 | 0 | 0 | 0 | 0 | 0 | 0 | 0 | 0 | 0 |
| Local | 0 | 0 | 0 | 0 | 0 | 0 | 0 | 0 | 0 | 0 | 0 | 0 | 0 | 0 | 0 | 0 | 0 | 0 | 0 | 0 | 0 | 0 |
| <u>ESSEX</u> | | | | | | | | | | | | | | | | | | | | | | |
| State | 0 | 0 | 0 | 0 | 0 | 0 | 0 | 0 | 0 | 0 | 0 | 0 | 0 | 0 | 0 | 0 | 0 | 0 | 0 | 0 | 0 | 0 |
| Local | 0 | 0 | 0 | 0 | 1 | 0 | 1 | 0 | 0 | 0 | 1 | 0 | 1 | 0 | 0 | 0 | 1 | 0 | 1 | 0 | 6 | 0 |
| <u>GLOUCESTER</u> | | | | | | | | | | | | | | | | | | | | | | |
| State | 0 | 0 | 0 | 0 | 0 | 0 | 0 | 0 | 0 | 0 | 0 | 0 | 0 | 0 | 0 | 0 | 0 | 0 | 0 | 0 | 0 | 0 |
| Local | 0 | 0 | 0 | 0 | 0 | 0 | 0 | 0 | 0 | 0 | 0 | 0 | 0 | 0 | 0 | 0 | 1 | 0 | 0 | 1 | 0 | 0 |
| <u>HUDSON</u> | | | | | | | | | | | | | | | | | | | | | | |
| State | 0 | 0 | 0 | 0 | 0 | 0 | 0 | 0 | 0 | 0 | 0 | 0 | 0 | 0 | 0 | 0 | 0 | 0 | 0 | 0 | 0 | 0 |
| Local | 0 | 0 | 0 | 0 | 0 | 0 | 0 | 0 | 1 | 0 | 2 | 0 | 1 | 0 | 1 | 0 | 0 | 0 | 3 | 0 | 8 | 0 |
| <u>HUNTERDON</u> | | | | | | | | | | | | | | | | | | | | | | |
| State | 0 | 0 | 0 | 0 | 0 | 0 | 0 | 0 | 0 | 0 | 0 | 0 | 0 | 0 | 0 | 0 | 0 | 0 | 0 | 0 | 0 | 0 |
| Local | 0 | 0 | 0 | 0 | 0 | 0 | 0 | 0 | 0 | 0 | 0 | 0 | 0 | 0 | 0 | 0 | 0 | 0 | 0 | 0 | 0 | 0 |
| <u>MERCER</u> | | | | | | | | | | | | | | | | | | | | | | |
| State | 0 | 0 | 0 | 0 | 0 | 0 | 0 | 0 | 0 | 0 | 0 | 0 | 0 | 0 | 0 | 0 | 0 | 0 | 0 | 0 | 0 | 0 |
| Local | 0 | 0 | 0 | 0 | 0 | 0 | 0 | 0 | 0 | 0 | 0 | 0 | 0 | 0 | 0 | 0 | 0 | 0 | 0 | 0 | 0 | 0 |

REPORT ON THE OPERATION OF N.J.S.A. TITLE 59
CLAIMS AGAINST PUBLIC ENTITIES (N.J. TORT CLAIMS
ACT AND N.J. CONTRACTURAL LIABILITY ACT)

Superior and County Courts Money Judgments
September 1, 1976 to August 31, 1977

| COUNTY | Up to \$100. inc. | | \$100.01 to \$500. | | \$500.01 to \$1000. | | \$1000.01 to \$1500. | | \$1500.01 to \$2000. | | \$2000.01 to \$3000. | | \$3000.01 to \$4000. | | \$4000.01 to \$5000. | | \$5000.01 to \$10,000. | | Over \$10,000. | | TOTALS | |
|------------------------|-------------------|--------------|--------------------|--------------|---------------------|--------------|----------------------|--------------|----------------------|--------------|----------------------|--------------|----------------------|--------------|----------------------|--------------|------------------------|--------------|----------------|--------------|----------------|--------------|
| | Tort Inc. Auto | Contr. Liab. | Tort Inc. Auto | Contr. Liab. | Tort Inc. Auto | Contr. Liab. | Tort Inc. Auto | Contr. Liab. | Tort Inc. Auto | Contr. Liab. | Tort Inc. Auto | Contr. Liab. | Tort Inc. Auto | Contr. Liab. | Tort Inc. Auto | Contr. Liab. | Tort Inc. Auto | Contr. Liab. | Tort Inc. Auto | Contr. Liab. | Tort Inc. Auto | Contr. Liab. |
| <u>MIDDLESEX</u> | | | | | | | | | | | | | | | | | | | | | | |
| State | 0 | 0 | 0 | 0 | 0 | 0 | 0 | 0 | 0 | 0 | 0 | 0 | 0 | 0 | 0 | 0 | 0 | 0 | 0 | 0 | 0 | 0 |
| Local | 0 | 0 | 0 | 0 | 0 | 0 | 0 | 0 | 0 | 0 | 0 | 0 | 1 | 0 | 0 | 0 | 1 | 0 | 4 | 0 | 6 | 0 |
| <u>MONMOUTH</u> | | | | | | | | | | | | | | | | | | | | | | |
| State | 0 | 0 | 0 | 0 | 0 | 0 | 0 | 0 | 0 | 0 | 0 | 0 | 0 | 0 | 0 | 0 | 0 | 0 | 0 | 0 | 0 | 0 |
| Local | 0 | 0 | 0 | 0 | 0 | 0 | 0 | 0 | 0 | 0 | 0 | 0 | 0 | 0 | 0 | 0 | 0 | 0 | 0 | 0 | 0 | 0 |
| <u>MORRIS</u> | | | | | | | | | | | | | | | | | | | | | | |
| State | 0 | 0 | 0 | 0 | 0 | 0 | 0 | 0 | 0 | 0 | 0 | 0 | 0 | 0 | 0 | 0 | 0 | 0 | 0 | 0 | 0 | 0 |
| Local | 0 | 0 | 0 | 0 | 0 | 0 | 1 | 0 | 1 | 0 | 0 | 0 | 1 | 0 | 1 | 0 | 0 | 0 | 0 | 0 | 4 | 0 |
| <u>OCEAN</u> | | | | | | | | | | | | | | | | | | | | | | |
| State | 0 | 0 | 0 | 0 | 0 | 0 | 0 | 0 | 0 | 0 | 0 | 0 | 0 | 0 | 0 | 0 | 0 | 0 | 0 | 0 | 0 | 0 |
| Local | 0 | 0 | 0 | 0 | 0 | 0 | 0 | 0 | 0 | 0 | 0 | 0 | 0 | 0 | 0 | 0 | 0 | 0 | 0 | 0 | 0 | 0 |
| <u>PASSAIC</u> | | | | | | | | | | | | | | | | | | | | | | |
| State | 0 | 0 | 0 | 0 | 0 | 0 | 0 | 0 | 0 | 0 | 0 | 0 | 0 | 0 | 0 | 0 | 0 | 0 | 0 | 0 | 0 | 0 |
| Local | 0 | 0 | 1 | 0 | 1 | 0 | 1 | 0 | 1 | 0 | 2 | 0 | 0 | 0 | 0 | 0 | 1 | 0 | 1 | 0 | 8 | 0 |
| <u>SALEM</u> | | | | | | | | | | | | | | | | | | | | | | |
| State | 0 | 0 | 0 | 0 | 0 | 0 | 0 | 0 | 0 | 0 | 0 | 0 | 0 | 0 | 0 | 0 | 0 | 0 | 0 | 0 | 0 | 0 |
| Local | 0 | 0 | 0 | 0 | 0 | 0 | 0 | 0 | 0 | 0 | 0 | 0 | 0 | 0 | 0 | 0 | 0 | 0 | 0 | 0 | 0 | 0 |
| <u>SOMERSET</u> | | | | | | | | | | | | | | | | | | | | | | |
| State | 0 | 0 | 0 | 0 | 0 | 0 | 0 | 0 | 0 | 0 | 0 | 0 | 0 | 0 | 0 | 0 | 0 | 0 | 0 | 0 | 0 | 0 |
| Local | 0 | 0 | 0 | 0 | 0 | 0 | 0 | 0 | 0 | 0 | 1 | 0 | 0 | 0 | 0 | 0 | 1 | 0 | 0 | 0 | 2 | 0 |
| <u>SUSSEX</u> | | | | | | | | | | | | | | | | | | | | | | |
| State | 0 | 0 | 0 | 0 | 0 | 0 | 0 | 0 | 0 | 0 | 0 | 0 | 0 | 0 | 0 | 0 | 0 | 0 | 0 | 0 | 0 | 0 |
| Local | 0 | 0 | 0 | 0 | 0 | 0 | 0 | 0 | 0 | 0 | 0 | 0 | 0 | 0 | 0 | 0 | 0 | 0 | 0 | 0 | 0 | 0 |
| <u>UNION</u> | | | | | | | | | | | | | | | | | | | | | | |
| State | 0 | 0 | 0 | 0 | 0 | 0 | 0 | 0 | 0 | 0 | 0 | 0 | 0 | 0 | 0 | 0 | 0 | 0 | 1 | 0 | 1 | 0 |
| Local | 0 | 0 | 0 | 0 | 0 | 0 | 0 | 0 | 2 | 0 | 0 | 0 | 1 | 0 | 1 | 0 | 0 | 0 | 1 | 0 | 5 | 0 |
| <u>WARREN</u> | | | | | | | | | | | | | | | | | | | | | | |
| State | 0 | 0 | 0 | 0 | 0 | 0 | 0 | 0 | 0 | 0 | 0 | 0 | 0 | 0 | 0 | 0 | 0 | 0 | 0 | 0 | 0 | 0 |
| Local | 0 | 0 | 0 | 0 | 0 | 0 | 0 | 0 | 0 | 0 | 0 | 0 | 0 | 0 | 0 | 0 | 0 | 0 | 0 | 0 | 0 | 0 |
| <u>TOTAL</u> | | | | | | | | | | | | | | | | | | | | | | |
| State | 0 | 0 | 0 | 0 | 0 | 0 | 0 | 0 | 0 | 0 | 0 | 0 | 0 | 0 | 0 | 0 | 0 | 0 | 1 | 0 | 1 | 0 |
| Local | 0 | 0 | 1 | 0 | 2 | 0 | 3 | 0 | 5 | 0 | 6 | 0 | 6 | 0 | 4 | 0 | 5 | 0 | 12 | 0 | 44 | 0 |
| <u>TOTAL ALL CASES</u> | 0 | 0 | 1 | 0 | 2 | 0 | 3 | 0 | 5 | 0 | 6 | 0 | 6 | 0 | 4 | 0 | 5 | 0 | 13 | 0 | 45 | 0 |

REPORT ON THE OPERATION OF N.J.S.A. TITLE 59,
CLAIMS AGAINST PUBLIC ENTITIES (N.J. TORT CLAIMS
ACT AND N.J. CONTRACTUAL LIABILITY ACT)

COUNTY DISTRICT COURT INVENTORY OF CASES

SEPTEMBER 1, 1976 TO AUGUST 31, 1977

| COUNTY | Complaints Filed | Cases Pending September 1, 1976 | * Cases Added this Period | CASES DISPOSED OF | | | | | | | Transferred to Other Jurisdiction | Total Disposed of | Cases placed on Inactive List | ACTIVE CASES PENDING ON August 31, 1977 | | | Total Active Cases Pending August 31, 1977 |
|--|------------------|------------------------------------|---------------------------------|---|------------------------|---|--------------|-------------|--------------|-------------|--------------------------------------|-------------------------|----------------------------------|---|-------------------|-------------------|--|
| | | | | By Trial Commenced | | Without Trial (Before Trial Commenced) | | | | | | | | Under 6 Months | 6 to 12 Months | Over 12 Months | |
| | | | | Partially Tried But Disposed of During Trial | Tried To Completion | Judgment by Default | Settled | Dismissed | Discontinued | | | | | | | | |
| <u>ATLANTIC</u> Claims Against the State Tort (Incl. Auto Neg.) Contractual Liability Claims Against Local Public Entities Tort (Incl. Auto Neg.) | 0 0 5 | 0 0 3 | 0 0 5 | 0 0 0 | 0 0 0 | 0 0 1 | 0 0 1 | 0 0 1 | 0 0 0 | 0 0 0 | 0 0 3 | 0 0 0 | 0 0 3 | 0 0 1 | 0 0 1 | 0 0 5 | |
| <u>BERGEN</u> Claims Against the State Tort (Incl. Auto Neg.) Contractual Liability Claims Against Local Public Entities Tort (Incl. Auto Neg.) | 0 0 12 | 0 0 10 | 0 0 13 | 0 0 1 | 0 0 4 | 0 0 3 | 0 0 11 | 0 0 0 | 0 0 0 | 0 0 1 | 0 0 20 | 0 0 0 | 0 0 3 | 0 0 0 | 0 0 0 | 0 0 3 | |
| <u>BURLINGTON</u> Claims Against the State Tort (Incl. Auto Neg.) Contractual Liability Claims Against Local Public Entities Tort (Incl. Auto Neg.) | 1 0 1 | 0 0 0 | 1 0 1 | 0 0 0 | 0 0 0 | 1 0 1 | 0 0 0 | 0 0 0 | 0 0 0 | 0 0 0 | 1 0 1 | 0 0 0 | 0 0 0 | 0 0 0 | 0 0 0 | 0 0 0 | |
| <u>CAMDEN</u> Claims Against the State Tort (Incl. Auto Neg.) Contractual Liability Claims Against Local Public Entities Tort (Incl. Auto Neg.) | 1 0 6 | 0 10 4 | 0 0 6 | 0 0 0 | 0 1 1 | 0 1 0 | 0 2 0 | 0 6 0 | 0 0 0 | 0 0 0 | 0 10 1 | 0 0 0 | 0 0 5 | 0 0 3 | 0 0 1 | 0 0 9 | |
| <u>CAPE MAY</u> Claims Against the State Tort (Incl. Auto Neg.) Contractual Liability Claims Against Local Public Entities Tort (Incl. Auto Neg.) | 0 0 2 | 0 0 0 | 0 0 2 | 0 0 0 | 0 0 0 | 0 0 0 | 0 0 1 | 0 0 0 | 0 0 0 | 0 0 0 | 0 0 1 | 0 0 0 | 0 0 1 | 0 0 0 | 0 0 0 | 0 0 1 | |

* Summonses served on complaints.

REPORT ON THE OPERATION OF N.J.S.A. TITLE 59,
CLAIMS AGAINST PUBLIC ENTITIES (N.J. TORT CLAIMS
ACT AND N.J. CONTRACTUAL LIABILITY ACT)

COUNTY DISTRICT COURT INVENTORY OF CASES

SEPTEMBER 1, 1976 TO AUGUST 31, 1977

| COUNTY | Complaints Filed | Cases Pending September 1, 1976 | * | CASES DISPOSED OF | | | | | | | Transferred to Other Jurisdiction | Total Disposed of | Cases Placed on Inactive List | ACTIVE CASES PENDING ON | | | Total Active Cases Pending August 31, 1977 |
|--------------------------------------|------------------|------------------------------------|----|---|------------------------|---|---------|-----------|--------------|-------------------|--------------------------------------|-------------------------|----------------------------------|----------------------------|-------------------|---|--|
| | | | | By Trial Commenced | | Without Trial (Before Trial Commenced) | | | | | | | | August 31, 1977 | | | |
| | | | | Partially Tried But Disposed of During Trial | Tried To Completion | Judgment by Default | Settled | Dismissed | Discontinued | Under 6 Months | | | | 6 to 12 Months | Over 12 Months | | |
| <u>CUMBERLAND</u> | | | | | | | | | | | | | | | | | |
| Claims Against the State | | | | | | | | | | | | | | | | | |
| Tort (Incl. Auto Neg.) | 1 | 0 | 1 | 0 | 0 | 0 | 0 | 1 | 0 | 0 | 1 | 0 | 0 | 0 | 0 | 0 | 0 |
| Contractual Liability | 0 | 0 | 0 | 0 | 0 | 0 | 0 | 0 | 0 | 0 | 0 | 0 | 0 | 0 | 0 | 0 | 0 |
| Claims Against Local Public Entities | | | | | | | | | | | | | | | | | |
| Tort (Incl. Auto Neg.) | 2 | 0 | 2 | 0 | 0 | 0 | 0 | 0 | 0 | 0 | 0 | 0 | 2 | 0 | 0 | | 2 |
| <u>ESSEX</u> | | | | | | | | | | | | | | | | | |
| Claims Against the State | | | | | | | | | | | | | | | | | |
| Tort (Incl. Auto Neg.) | 0 | 1 | 0 | 0 | 0 | 1 | 0 | 0 | 0 | 0 | 1 | 0 | 0 | 0 | 0 | 0 | 0 |
| Contractual Liability | 0 | 0 | 0 | 0 | 0 | 0 | 0 | 0 | 0 | 0 | 0 | 0 | 0 | 0 | 0 | 0 | 0 |
| Claims Against Local Public Entities | | | | | | | | | | | | | | | | | |
| Tort (Incl. Auto Neg.) | 20 | 18 | 20 | 0 | 0 | 4 | 5 | 14 | 0 | 0 | 23 | 0 | 8 | 6 | 1 | | 15 |
| <u>GLOUCESTER</u> | | | | | | | | | | | | | | | | | |
| Claims Against the State | | | | | | | | | | | | | | | | | |
| Tort (Incl. Auto Neg.) | 0 | 0 | 0 | 0 | 0 | 0 | 0 | 0 | 0 | 0 | 0 | 0 | 0 | 0 | 0 | 0 | 0 |
| Contractual Liability | 0 | 0 | 0 | 0 | 0 | 0 | 0 | 0 | 0 | 0 | 0 | 0 | 0 | 0 | 0 | 0 | 0 |
| Claims Against Local Public Entities | | | | | | | | | | | | | | | | | |
| Tort (Incl. Auto Neg.) | 9 | 2 | 9 | 0 | 1 | 0 | 2 | 4 | 0 | 0 | 7 | 0 | 2 | 2 | 0 | | 4 |
| <u>HUDSON</u> | | | | | | | | | | | | | | | | | |
| Claims Against the State | | | | | | | | | | | | | | | | | |
| Tort (Incl. Auto Neg.) | 0 | 0 | 0 | 0 | 0 | 0 | 0 | 0 | 0 | 0 | 0 | 0 | 0 | 0 | 0 | 0 | 0 |
| Contractual Liability | 0 | 0 | 0 | 0 | 0 | 0 | 0 | 0 | 0 | 0 | 0 | 0 | 0 | 0 | 0 | 0 | 0 |
| Claims Against Local Public Entities | | | | | | | | | | | | | | | | | |
| Tort (Incl. Auto Neg.) | 25 | 2 | 21 | 0 | 2 | 4 | 0 | 9 | 0 | 1 | 16 | 0 | 5 | 2 | 0 | | 7 |
| <u>HUNTERDON</u> | | | | | | | | | | | | | | | | | |
| Claims Against the State | | | | | | | | | | | | | | | | | |
| Tort (Incl. Auto Neg.) | 0 | 0 | 0 | 0 | 0 | 0 | 0 | 0 | 0 | 0 | 0 | 0 | 0 | 0 | 0 | 0 | 0 |
| Contractual Liability | 0 | 0 | 0 | 0 | 0 | 0 | 0 | 0 | 0 | 0 | 0 | 0 | 0 | 0 | 0 | 0 | 0 |
| Claims Against Local Public Entities | | | | | | | | | | | | | | | | | |
| Tort (Incl. Auto Neg.) | 0 | 0 | 0 | 0 | 0 | 0 | 0 | 0 | 0 | 0 | 0 | 0 | 0 | 0 | 0 | 0 | 0 |

* Summonses served on complaints.

REPORT ON THE OPERATION OF N.J.S.A. TITLE 59,
CLAIMS AGAINST PUBLIC ENTITIES (N.J. TORT CLAIMS
ACT AND N.J. CONTRACTUAL LIABILITY ACT)

COUNTY DISTRICT COURT INVENTORY OF CASES

SEPTEMBER 1, 1976 TO AUGUST 31, 1977

| COUNTY | Complaints Filed | Cases Pending September 1, 1976 | * | CASES DISPOSED OF | | | | | | | Transferred to Other Jurisdiction | Total Disposed of | Cases Placed on Inactive List | ACTIVE CASES PENDING ON August 31, 1977 | | | Total Active Cases Pending August 31, 1977 |
|--------------------------------------|------------------|------------------------------------|----|---|------------------------|---|---------|-----------|--------------|---|--------------------------------------|-------------------------|----------------------------------|---|-------------------|-------------------|--|
| | | | | By Trial Commenced | | Without Trial (Before Trial Commenced) | | | | | | | | Under 6 Months | 6 to 12 Months | Over 12 Months | |
| | | | | Partially Tried But Disposed of During Trial | Tried To Completion | Judgment by Default | Settled | Dismissed | Discontinued | | | | | | | | |
| <u>MERCER</u> | | | | | | | | | | | | | | | | | |
| Claims Against the State | | | | | | | | | | | | | | | | | |
| Tort (Incl. Auto Neg.) | 1 | 1 | 1 | 0 | 0 | 0 | 0 | 0 | 0 | 0 | 0 | 0 | 1 | 0 | 1 | 2 | |
| Contractual Liability | 7 | 5 | 7 | 0 | 0 | 1 | 6 | 0 | 0 | 0 | 7 | 0 | 5 | 0 | 0 | 5 | |
| Claims Against Local Public Entities | | | | | | | | | | | | | | | | | |
| Tort (Incl. Auto Neg.) | 7 | 8 | 7 | 0 | 1 | 1 | 4 | 3 | 0 | 0 | 9 | 0 | 6 | 0 | 0 | 6 | |
| <u>MIDDLESEX</u> | | | | | | | | | | | | | | | | | |
| Claims Against the State | | | | | | | | | | | | | | | | | |
| Tort (Incl. Auto Neg.) | 0 | 0 | 0 | 0 | 0 | 0 | 0 | 0 | 0 | 0 | 0 | 0 | 0 | 0 | 0 | 0 | |
| Contractual Liability | 0 | 0 | 0 | 0 | 0 | 0 | 0 | 0 | 0 | 0 | 0 | 0 | 0 | 0 | 0 | 0 | |
| Claims Against Local Public Entities | | | | | | | | | | | | | | | | | |
| Tort (Incl. Auto Neg.) | 8 | 7 | 6 | 0 | 1 | 0 | 4 | 3 | 0 | 1 | 9 | 0 | 3 | 1 | 0 | 4 | |
| <u>MONMOUTH</u> | | | | | | | | | | | | | | | | | |
| Claims Against the State | | | | | | | | | | | | | | | | | |
| Tort (Incl. Auto Neg.) | 0 | 0 | 0 | 0 | 0 | 0 | 0 | 0 | 0 | 0 | 0 | 0 | 0 | 0 | 0 | 0 | |
| Contractual Liability | 0 | 0 | 0 | 0 | 0 | 0 | 0 | 0 | 0 | 0 | 0 | 0 | 0 | 0 | 0 | 0 | |
| Claims Against Local Public Entities | | | | | | | | | | | | | | | | | |
| Tort (Incl. Auto Neg.) | 4 | 4 | 4 | 0 | 0 | 1 | 1 | 5 | 0 | 0 | 7 | 0 | 0 | 1 | 0 | 1 | |
| <u>MORRIS</u> | | | | | | | | | | | | | | | | | |
| Claims Against the State | | | | | | | | | | | | | | | | | |
| Tort (Incl. Auto Neg.) | 0 | 0 | 0 | 0 | 0 | 0 | 0 | 0 | 0 | 0 | 0 | 0 | 0 | 0 | 0 | 0 | |
| Contractual Liability | 0 | 0 | 0 | 0 | 0 | 0 | 0 | 0 | 0 | 0 | 0 | 0 | 0 | 0 | 0 | 0 | |
| Claims Against Local Public Entities | | | | | | | | | | | | | | | | | |
| Tort (Incl. Auto Neg.) | 8 | 7 | 8 | 0 | 3 | 1 | 4 | 5 | 0 | 1 | 14 | 0 | 1 | 0 | 0 | 1 | |
| <u>OCEAN</u> | | | | | | | | | | | | | | | | | |
| Claims Against the State | | | | | | | | | | | | | | | | | |
| Tort (Incl. Auto Neg.) | 0 | 0 | 0 | 0 | 0 | 0 | 0 | 0 | 0 | 0 | 0 | 0 | 0 | 0 | 0 | 0 | |
| Contractual Liability | 0 | 0 | 0 | 0 | 0 | 0 | 0 | 0 | 0 | 0 | 0 | 0 | 0 | 0 | 0 | 0 | |
| Claims Against Local Public Entities | | | | | | | | | | | | | | | | | |
| Tort (Incl. Auto Neg.) | 13 | 4 | 14 | 0 | 0 | 2 | 2 | 7 | 0 | 0 | 11 | 0 | 5 | 2 | 0 | 7 | |

* Summonses served on complaints.

REPORT ON THE OPERATION OF N.J.S.A. TITLE 59.
CLAIMS AGAINST PUBLIC ENTITIES (N.J. TORT CLAIMS
ACT AND N.J. CONTRACTUAL LIABILITY ACT)

COUNTY DISTRICT COURT INVENTORY OF CASES

SEPTEMBER 1, 1976 TO AUGUST 31, 1977

| COUNTY | Complaints Filed | Cases Pending September 1, 1976 | * Cases Added this Period | CASES DISPOSED OF | | | | | | | Transferred to Other Jurisdiction | Total Disposed of | Cases Placed on Inactive List | ACTIVE CASES PENDING ON August 31, 1977 | | | Total Active Cases Pending August 31, 1977 |
|--------------------------------------|------------------|------------------------------------|---------------------------------|---|------------------------|---|---------|-----------|--------------|---|--------------------------------------|-------------------------|----------------------------------|---|-------------------|-------------------|--|
| | | | | By Trial Commenced | | Without Trial (Before Trial Commenced) | | | | | | | | Under 6 Months | 6 to 12 Months | Over 12 Months | |
| | | | | Partially Tried But Disposed of During Trial | Tried To Completion | Judgment by Default | Settled | Dismissed | Discontinued | | | | | | | | |
| <u>PASSAIC</u> | | | | | | | | | | | | | | | | | |
| Claims Against the State | | | | | | | | | | | | | | | | | |
| Tort (Incl. Auto Neg.) | 0 | 0 | 0 | 0 | 0 | 0 | 0 | 0 | 0 | 0 | 0 | 0 | 0 | 0 | 0 | 0 | 0 |
| Contractual Liability | 0 | 0 | 0 | 0 | 0 | 0 | 0 | 0 | 0 | 0 | 0 | 0 | 0 | 0 | 0 | 0 | 0 |
| Claims Against Local Public Entities | | | | | | | | | | | | | | | | | |
| Tort (Incl. Auto Neg.) | 8 | 4 | 8 | 1 | 2 | 1 | 2 | 3 | 0 | 0 | 9 | 0 | 3 | 0 | 0 | 0 | 3 |
| <u>SALEM</u> | | | | | | | | | | | | | | | | | |
| Claims Against the State | | | | | | | | | | | | | | | | | |
| Tort (Incl. Auto Neg.) | 0 | 0 | 0 | 0 | 0 | 0 | 0 | 0 | 0 | 0 | 0 | 0 | 0 | 0 | 0 | 0 | 0 |
| Contractual Liability | 0 | 0 | 0 | 0 | 0 | 0 | 0 | 0 | 0 | 0 | 0 | 0 | 0 | 0 | 0 | 0 | 0 |
| Claims Against Local Public Entities | | | | | | | | | | | | | | | | | |
| Tort (Incl. Auto Neg.) | 0 | 0 | 0 | 0 | 0 | 0 | 0 | 0 | 0 | 0 | 0 | 0 | 0 | 0 | 0 | 0 | 0 |
| <u>SOMERSET</u> | | | | | | | | | | | | | | | | | |
| Claims Against the State | | | | | | | | | | | | | | | | | |
| Tort (Incl. Auto Neg.) | 0 | 0 | 0 | 0 | 0 | 0 | 0 | 0 | 0 | 0 | 0 | 0 | 0 | 0 | 0 | 0 | 0 |
| Contractual Liability | 1 | 0 | 1 | 0 | 0 | 0 | 0 | 0 | 0 | 0 | 0 | 0 | 0 | 1 | 0 | 0 | 1 |
| Claims Against Local Public Entities | | | | | | | | | | | | | | | | | |
| Tort (Incl. Auto Neg.) | 2 | 1 | 2 | 0 | 0 | 0 | 1 | 1 | 0 | 0 | 2 | 0 | 1 | 0 | 0 | 0 | 1 |
| <u>SUSSEX</u> | | | | | | | | | | | | | | | | | |
| Claims Against the State | | | | | | | | | | | | | | | | | |
| Tort (Incl. Auto Neg.) | 0 | 0 | 0 | 0 | 0 | 0 | 0 | 0 | 0 | 0 | 0 | 0 | 0 | 0 | 0 | 0 | 0 |
| Contractual Liability | 0 | 0 | 0 | 0 | 0 | 0 | 0 | 0 | 0 | 0 | 0 | 0 | 0 | 0 | 0 | 0 | 0 |
| Claims Against Local Public Entities | | | | | | | | | | | | | | | | | |
| Tort (Incl. Auto Neg.) | 0 | 0 | 0 | 0 | 0 | 0 | 0 | 0 | 0 | 0 | 0 | 0 | 0 | 0 | 0 | 0 | 0 |
| <u>UNION</u> | | | | | | | | | | | | | | | | | |
| Claims Against the State | | | | | | | | | | | | | | | | | |
| Tort (Incl. Auto Neg.) | 0 | 0 | 0 | 0 | 0 | 0 | 0 | 0 | 0 | 0 | 0 | 0 | 0 | 0 | 0 | 0 | 0 |
| Contractual Liability | 3 | 0 | 3 | 0 | 2 | 0 | 0 | 0 | 0 | 1 | 3 | 0 | 0 | 0 | 0 | 0 | 0 |
| Claims Against Local Public Entities | | | | | | | | | | | | | | | | | |
| Tort (Incl. Auto Neg.) | 6 | 7 | 6 | 0 | 2 | 1 | 3 | 3 | 0 | 0 | 9 | 0 | 3 | 1 | 0 | 0 | 4 |

* Summonses served on complaints.

REPORT ON THE OPERATION OF N.J.S.A. TITLE 59,
CLAIMS AGAINST PUBLIC ENTITIES (N.J. TORT CLAIMS
ACT AND N.J. CONTRACTUAL LIABILITY ACT)

COUNTY DISTRICT COURT INVENTORY OF CASES

SEPTEMBER 1, 1976 TO AUGUST 31, 1977

| COUNTY | Complaints Filed | Cases Pending September 1, 1976 | * Cases Added this Period | CASES DISPOSED OF | | | | | | | Transferred to Other Jurisdiction | Total Disposed of | Cases Placed on Inactive List | ACTIVE CASES PENDING ON August 31, 1977 | | | Total Active Cases Pending August 31, 1977 |
|--------------------------------------|------------------|---------------------------------|------------------------------|--|---------------------|--|---------|-----------|--------------|----------------|-----------------------------------|-------------------|-------------------------------|---|----------------|----|--|
| | | | | By Trial Commenced | | Without Trial (Before Trial Commenced) | | | | | | | | | | | |
| | | | | Partially Tried But Disposed of During Trial | Tried To Completion | Judgment by Default | Settled | Dismissed | Discontinued | Under 6 Months | | | | 6 to 12 Months | Over 12 Months | | |
| <u>WARREN</u> | | | | | | | | | | | | | | | | | |
| Claims Against the State | | | | | | | | | | | | | | | | | |
| Tort (Incl. Auto Neg.) | 1 | 1 | 1 | 1 | 0 | 0 | 0 | 0 | 0 | 0 | 1 | 0 | 1 | 0 | 0 | 1 | |
| Contractual Liability | 2 | 0 | 2 | 0 | 0 | 0 | 0 | 1 | 0 | 0 | 1 | 0 | 0 | 1 | 0 | 1 | |
| Claims Against Local Public Entities | | | | | | | | | | | | | | | | | |
| Tort (Incl. Auto Neg.) | 0 | 0 | 0 | 0 | 0 | 0 | 0 | 0 | 0 | 0 | 0 | 0 | 0 | 0 | 0 | 0 | |
| <u>TOTALS, STATE & LOCAL</u> | | | | | | | | | | | | | | | | | |
| Claims Against the State | | | | | | | | | | | | | | | | | |
| Tort (Incl. Auto Neg.) | 5 | 3 | 4 | 1 | 0 | 2 | 0 | 1 | 0 | 0 | 4 | 0 | 2 | 0 | 1 | 3 | |
| Contractual Liability | 13 | 15 | 13 | 0 | 3 | 2 | 8 | 7 | 0 | 1 | 21 | 0 | 6 | 1 | 0 | 7 | |
| Claims Against Local Public Entities | | | | | | | | | | | | | | | | | |
| Tort (Incl. Auto Neg.) | 138 | 81 | 134 | 2 | 17 | 20 | 41 | 58 | 0 | 4 | 142 | 0 | 51 | 19 | 3 | 73 | |
| TOTALS | 156 | 99 | 151 | 3 | 20 | 24 | 49 | 66 | 0 | 5 | 167 | 0 | 59 | 20 | 4 | 83 | |

* Summonses served on complaints.

REPORT ON THE OPERATION OF N.J.S.A. TITLE 59
CLAIMS AGAINST PUBLIC ENTITIES (N.J. TORT CLAIMS
ACT AND N.J. CONTRACTURAL LIABILITY ACT)

County District Courts Money Judgments
September 1, 1976 to August 31, 1977

| COUNTY | Up to \$100. inc. | | \$100.01 to \$500. | | \$500.01 to \$1000. | | \$1000.01 to \$1500. | | \$1500.01 to \$2000. | | \$2000.01 to \$3000. | | \$3000.01 to \$4000. | | \$4000.01 to \$5000. | | \$5000.01 to \$10,000 | | Over \$10,000. | | TOTALS | |
|-------------------|-----------------------|-----------------|-----------------------|-----------------|------------------------|-----------------|-------------------------|-----------------|-------------------------|-----------------|-------------------------|-----------------|-------------------------|-----------------|-------------------------|-----------------|--------------------------|-----------------|-----------------------|-----------------|-----------------------|-----------------|
| | Tort, Inc. Auto | Contr. Liab. | Tort, Inc. Auto | Contr. Liab. | Tort, Inc. Auto | Contr. Liab. | Tort, Inc. Auto | Contr. Liab. | Tort, Inc. Auto | Contr. Liab. | Tort, Inc. Auto | Contr. Liab. | Tort, Inc. Auto | Contr. Liab. | Tort, Inc. Auto | Contr. Liab. | Tort, Inc. Auto | Contr. Liab. | Tort, Inc. Auto | Contr. Liab. | Tort, Inc. Auto | Contr. Liab. |
| <u>ATLANTIC</u> | | | | | | | | | | | | | | | | | | | | | | |
| State | 0 | 0 | 0 | 0 | 0 | 0 | 0 | 0 | 0 | 0 | 0 | 0 | 0 | 0 | 0 | 0 | 0 | 0 | 0 | 0 | 0 | 0 |
| Local | 0 | 0 | 0 | 0 | 0 | 0 | 0 | 0 | 0 | 0 | 0 | 0 | 0 | 0 | 0 | 0 | 0 | 0 | 0 | 0 | 0 | 0 |
| <u>BERGEN</u> | | | | | | | | | | | | | | | | | | | | | | |
| State | 0 | 0 | 0 | 0 | 0 | 0 | 0 | 0 | 0 | 0 | 0 | 0 | 0 | 0 | 0 | 0 | 0 | 0 | 0 | 0 | 0 | 0 |
| Local | 0 | 0 | 2 | 0 | 1 | 0 | 0 | 0 | 0 | 0 | 1 | 0 | 0 | 0 | 0 | 0 | 0 | 0 | 0 | 0 | 4 | 0 |
| <u>BURLINGTON</u> | | | | | | | | | | | | | | | | | | | | | | |
| State | 0 | 0 | 0 | 0 | 0 | 0 | 0 | 0 | 0 | 0 | 0 | 0 | 0 | 0 | 0 | 0 | 0 | 0 | 0 | 0 | 0 | 0 |
| Local | 0 | 0 | 0 | 0 | 0 | 0 | 0 | 0 | 0 | 0 | 0 | 0 | 0 | 0 | 0 | 0 | 0 | 0 | 0 | 0 | 0 | 0 |
| <u>CAMDEN</u> | | | | | | | | | | | | | | | | | | | | | | |
| State | 0 | 0 | 0 | 0 | 0 | 0 | 0 | 0 | 0 | 0 | 0 | 0 | 0 | 0 | 0 | 0 | 0 | 0 | 0 | 0 | 0 | 0 |
| Local | 0 | 0 | 0 | 0 | 0 | 0 | 0 | 0 | 0 | 0 | 0 | 0 | 0 | 0 | 0 | 0 | 0 | 0 | 0 | 0 | 0 | 0 |
| <u>CAPE MAY</u> | | | | | | | | | | | | | | | | | | | | | | |
| State | 0 | 0 | 0 | 0 | 0 | 0 | 0 | 0 | 0 | 0 | 0 | 0 | 0 | 0 | 0 | 0 | 0 | 0 | 0 | 0 | 0 | 0 |
| Local | 0 | 0 | 0 | 0 | 0 | 0 | 0 | 0 | 0 | 0 | 0 | 0 | 0 | 0 | 0 | 0 | 0 | 0 | 0 | 0 | 0 | 0 |
| <u>CUMBERLAND</u> | | | | | | | | | | | | | | | | | | | | | | |
| State | 0 | 0 | 0 | 0 | 0 | 0 | 0 | 0 | 0 | 0 | 0 | 0 | 0 | 0 | 0 | 0 | 0 | 0 | 0 | 0 | 0 | 0 |
| Local | 0 | 0 | 0 | 0 | 0 | 0 | 0 | 0 | 0 | 0 | 0 | 0 | 0 | 0 | 0 | 0 | 0 | 0 | 0 | 0 | 0 | 0 |
| <u>ESSEX</u> | | | | | | | | | | | | | | | | | | | | | | |
| State | 0 | 0 | 0 | 0 | 0 | 0 | 0 | 0 | 0 | 0 | 0 | 0 | 0 | 0 | 0 | 0 | 0 | 0 | 0 | 0 | 0 | 0 |
| Local | 0 | 0 | 0 | 0 | 0 | 0 | 0 | 0 | 0 | 0 | 0 | 0 | 0 | 0 | 0 | 0 | 0 | 0 | 0 | 0 | 0 | 0 |
| <u>GLOUCESTER</u> | | | | | | | | | | | | | | | | | | | | | | |
| State | 0 | 0 | 0 | 0 | 0 | 0 | 0 | 0 | 0 | 0 | 0 | 0 | 0 | 0 | 0 | 0 | 0 | 0 | 0 | 0 | 0 | 0 |
| Local | 0 | 0 | 0 | 0 | 0 | 0 | 0 | 0 | 0 | 0 | 0 | 0 | 0 | 0 | 0 | 0 | 0 | 0 | 0 | 0 | 0 | 0 |
| <u>HUDSON</u> | | | | | | | | | | | | | | | | | | | | | | |
| State | 0 | 0 | 0 | 0 | 0 | 0 | 0 | 0 | 0 | 0 | 0 | 0 | 0 | 0 | 0 | 0 | 0 | 0 | 0 | 0 | 0 | 0 |
| Local | 0 | 0 | 0 | 0 | 1 | 0 | 0 | 0 | 0 | 0 | 1 | 0 | 0 | 0 | 0 | 0 | 0 | 0 | 0 | 0 | 2 | 0 |
| <u>HUNTERDON</u> | | | | | | | | | | | | | | | | | | | | | | |
| State | 0 | 0 | 0 | 0 | 0 | 0 | 0 | 0 | 0 | 0 | 0 | 0 | 0 | 0 | 0 | 0 | 0 | 0 | 0 | 0 | 0 | 0 |
| Local | 0 | 0 | 0 | 0 | 0 | 0 | 0 | 0 | 0 | 0 | 0 | 0 | 0 | 0 | 0 | 0 | 0 | 0 | 0 | 0 | 0 | 0 |
| <u>MERCER</u> | | | | | | | | | | | | | | | | | | | | | | |
| State | 0 | 0 | 0 | 0 | 0 | 0 | 1 | 0 | 0 | 0 | 0 | 0 | 0 | 0 | 0 | 0 | 0 | 0 | 0 | 0 | 0 | 1 |
| Local | 0 | 0 | 0 | 0 | 0 | 0 | 0 | 0 | 0 | 0 | 0 | 0 | 0 | 0 | 0 | 0 | 0 | 0 | 0 | 0 | 0 | 0 |

REPORT ON THE OPERATION OF N.J.S.A. TITLE 59
CLAIMS AGAINST PUBLIC ENTITIES (N.J. TORT CLAIMS
ACT AND N.J. CONTRACTURAL LIABILITY ACT)

County District Courts Money Judgments
September 1, 1976 to August 31, 1977

[illegible]

REPORT OF THE COMMITTEE ON OPINIONS

| <u>Beginning of Court Year to August 31, 1977</u> | <u>1976-77 Court Year</u> | <u>1975-76 Court Year</u> | <u>1974-75 Court Year</u> |
|---|-------------------------------|-------------------------------|-------------------------------|
|---|-------------------------------|-------------------------------|-------------------------------|

Opinions Reviewed
by Committee:

| | | | |
|--------------------|------------|------------|------------|
| Appellate Division | 2,818 | 3,068 | 2,406 |
| Trial Courts | <u>425</u> | <u>460</u> | <u>355</u> |
| TOTAL | 3,243 | 3,528 | 2,761 |

Opinions Approved
for Publication:

| | | | |
|--------------------|--------------------|--------------------|--------------------|
| Appellate Division | 435 (15.4%) | 350 (11.4%) | 279 (11.6%) |
| Trial Courts | <u>181</u> (42.6%) | <u>200</u> (43.5%) | <u>153</u> (43.1%) |
| TOTAL | 616 (19.0%) | 550 (15.6%) | 432 (15.6%) |

Total Opinions
Published:

| | | | |
|--------------------|------------|------------|------------|
| Supreme Court | 155 | 114 | 132 |
| Appellate Division | 435 | 350 | 279 |
| Trial Courts | <u>181</u> | <u>200</u> | <u>153</u> |
| TOTAL | 771 | 664 | 564 |

RESULTS OF EXAMINATION FOR ADMISSION TO THE BAR

February and July 1977 Combined

| SCHOOL | NUMBER OF TIMES TAKEN | NUMBER OF APPLICANTS | PASSED | FAILED | PERCENTAGE PASSED |
|---------------------|--------------------------|-------------------------|----------|----------|----------------------|
| Rutgers - Newark | 1 | 211 | 172 | 39 | 82% |
| | 2 | 47 | 29 | 18 | 62% |
| | 3 | 14 | 6 | 8 | 43% |
| | 4 | 7 | 1 | 6 | 14% |
| | 5 | 4 | 0 | 4 | 0% |
| | 6 | 2 | 0 | 2 | 0% |
| | 7 | <u>1</u> | <u>0</u> | <u>1</u> | <u>0%</u> |
| TOTAL | | 286 | 208 | 78 | 73% |
| Rutgers - Camden | 1 | 91 | 78 | 13 | 86% |
| | 2 | 15 | 11 | 4 | 73% |
| | 3 | 3 | 0 | 3 | 0% |
| | 4 | 3 | 2 | 1 | 67% |
| | 5 | <u>1</u> | <u>0</u> | <u>1</u> | <u>0%</u> |
| TOTAL | | 113 | 91 | 22 | 81% |
| Seton Hall | 1 | 251 | 212 | 39 | 84% |
| | 2 | 49 | 25 | 24 | 51% |
| | 3 | 17 | 8 | 9 | 47% |
| | 4 | 6 | 1 | 5 | 17% |
| | 5 | 4 | 0 | 4 | 0% |
| | 6 | 4 | 0 | 4 | 0% |
| | 7 | 2 | 0 | 2 | 0% |
| | 8 | 1 | 1 | 0 | 100% |
| | 10 | 1 | 0 | 1 | 0% |
| | 11 | <u>1</u> | <u>0</u> | <u>1</u> | <u>0%</u> |
| TOTAL | | 336 | 247 | 89 | 74% |

RESULTS OF EXAMINATION FOR ADMISSION TO THE BAP.

February and July 1977 Combined

| SCHOOL | NUMBER OF TIMES TAKEN | NUMBER OF APPLICANTS | PASSED | FAILED | PERCENTAGE PASSED |
|---|--------------------------|-------------------------|--------|--------|----------------------|
| New Jersey Schools | 1 | 553 | 462 | 91 | 84% |
| | 2 | 111 | 65 | 46 | 59% |
| | 3 | 34 | 14 | 20 | 41% |
| | 4 | 16 | 4 | 12 | 25% |
| | 5 | 9 | 0 | 9 | 0% |
| | 6 | 6 | 0 | 6 | 0% |
| | 7 | 3 | 0 | 3 | 0% |
| | 8 | 1 | 1 | 0 | 100% |
| | 10 | 1 | 0 | 1 | 0% |
| | 11 | 1 | 0 | 1 | 0% |
| TOTAL | | 735 | 546 | 189 | 74% |
| Out-of-State Schools | 1 | 776 | 550 | 226 | 71% |
| | 2 | 221 | 101 | 120 | 46% |
| | 3 | 104 | 23 | 81 | 22% |
| | 4 | 62 | 9 | 53 | 15% |
| | 5 | 29 | 7 | 22 | 24% |
| | 6 | 15 | 0 | 15 | 0% |
| | 7 | 5 | 0 | 5 | 0% |
| | 8 | 4 | 0 | 4 | 0% |
| | 11 | 1 | 0 | 1 | 0% |
| | 14 | 1 | 0 | 1 | 0% |
| TOTAL | | 1218 | 690 | 528 | 57% |
| All Law Schools (Both In-State and Out-of- State) | 1 | 1329 | 1012 | 317 | 76% |
| | 2 | 332 | 166 | 166 | 50% |
| | 3 | 138 | 37 | 101 | 27% |
| | 4 | 78 | 13 | 65 | 17% |
| | 5 | 38 | 7 | 31 | 18% |
| | 6 | 21 | 0 | 21 | 0% |
| | 7 | 8 | 0 | 8 | 0% |
| | 8 | 5 | 1 | 4 | 20% |
| | 10 | 1 | 0 | 1 | 0% |
| | 11 | 2 | 0 | 2 | 0% |
| | 14 | 1 | 0 | 1 | 0% |
| TOTAL | | 1953 | 1236 | 717 | 63% |

12

13

14

15

16

17

18

19

END