

**ANNUAL STATISTICAL REPORT OF FELONS AND MISDEMEANANTS COMMITTED  
TO THE VIRGINIA STATE PENAL SYSTEM DURING THE YEAR ENDED JUNE 30, 1975  
AND FELONS CONFINED IN THE PENAL SYSTEM  
ON JUNE 30, 1975  
INCLUDING FELON RECIDIVISTS COMMITTED AND CONFINED**



**COMMONWEALTH OF VIRGINIA  
DEPARTMENT OF CORRECTIONS**

46718

**VIRGINIA  
DEPARTMENT OF CORRECTIONS**

22 East Cary Street  
507 South Belvidere Street  
327 West Main Street

Richmond, Virginia 23219

Jack F. Davis, Director  
Charles L. Wolff, Jr., Deputy Director  
Herbert A. Parr, Administrative Staff Director

**DIVISION OF ADULT SERVICES**

429 South Belvidere Street  
Richmond, VA. 23220

Robert M. Landon, Director

**DIVISION OF YOUTH SERVICES**

302 Turner Road  
Richmond, VA. 23225

William E. Weddington, Director

**DIVISION OF PROBATION AND PAROLE SERVICES**

6767 Forest Hill Avenue  
Richmond, VA. 23225

Anthony C. Gaudio, Director

**DIVISION OF FINANCE**

22 East Cary Street  
Richmond, VA. 23219

Charles S. Owen, Acting Director

Prepared  
by  
**BUREAU OF MANAGEMENT INFORMATION  
REPORTING GROUP**

# IMPORTANT

YOUR AGENCY IS ON OUR DISTRIBUTION LIST FOR THIS REPORT. PLEASE COMPLETE THE FOLLOWING INFORMATION AND RETURN IT IF YOU WISH TO CONTINUE RECEIVING THIS REPORT. IF THIS FORM IS NOT RETURNED WITHIN 30 DAYS, YOUR NAME WILL BE REMOVED FROM OUR MAILING LIST.

- ☐ PLEASE CONTINUE TO SEND US \_\_\_\_ COPIES.  
☐ PLEASE DISCONTINUE THIS REPORT.

PLEASE GIVE YOUR CORRECT MAILING ADDRESS.

---

---

---

---

AFR

RETURN THIS INFORMATION TO:

DEPARTMENT OF CORRECTIONS  
BUREAU OF MANAGEMENT INFORMATION  
22 EAST CARY STREET  
RICHMOND, VA. 23219

NCJRS

APR 24 1978

ACQUISITIONS

## PREFACE

The information in the following annual statistical report was compiled by the Department of Correction, Bureau of Management Information. This year's report has been expanded to include the felon recidivists information formerly published in the "Report of Recidivists Committed to the Virginia State Penal System Year Ended June 30." All questions, remarks or requests relating to the report should be directed to this agency.

Department of Corrections  
Bureau of Management Information  
Reporting Section  
22 E. Cary Street  
Richmond, Virginia 23219

Telephone: (804) 786-6581



## TABLE OF CONTENTS

	Page
Graph I Comparison of Felon Commitments During the Past Ten Years.....	7
Graph II Comparison of Felon Confinements on June 30, 1966-1975.....	8
Graph III Comparison of Misdemeanant Commitments During the Past Ten Years.....	9
Graph IV Ten Year Comparison of Total Felons Committed Vs Recidivists Committed.....	10
Graph V Ten Year Comparison of Total Felons Confined Vs Recidivists Confined.....	11
Narrative on Felons Committed and Felons Confined to the Virginia State Penal System, Including Recidivism and Misdemeanants Committed to the Virginia State Penal System.....	12

### SECTION B FELONS COMMITTED TO THE VIRGINIA STATE PENAL SYSTEM

Tables		
I	Felons Committed to the Virginia State Penal System By Age Group According to Race and Sex.....	27
II	Felons Committed to the Virginia State Penal System By Location of Committing Court According to Race and Sex.....	28
III	Felons Committed to the Virginia State Penal System By Offense According to Term of Sentence.....	34
IV	Felons Committed to the Virginia State Penal System By Sentence According to Race and Sex.....	42
V	Felons Committed to the Virginia State Penal System By Offense According to Race and Sex.....	43
VI	Felons Committed to the Virginia State Penal System By Military Service According to Race and Sex.....	46
VII	Felons Committed to the Virginia State Penal System By Parole or Pardon Status According to Race and Sex.....	47
VIII	Felons Committed to the Virginia State Penal System By Religious Preference According to Race and Sex.....	47
IX	Felons Committed to the Virginia State Penal System By Tested Educational Level at Commitment According to Race and Sex.....	48
X	Felons Committed to the Virginia State Penal System By Intelligence According to Race and Sex.....	48
XI	Felons Committed to the Virginia State Penal System By Status of Parents According to Race and Sex.....	49
XII	Felons Committed to the Virginia State Penal System By Marital Status According to Race and Sex.....	49
XIII	Felons Committed to the Virginia State Penal System By Juvenile Record According to Race and Sex.....	50
XIV	Felons Committed to the Virginia State Penal System By Drug and Alcohol Habits According to Race and Sex.....	50

### SECTION C FELONS CONFINED TO THE VIRGINIA STATE PENAL SYSTEM

I	Felons Confined to the Virginia State Penal System By Age Group According to Race and Sex.....	53
II	Felons Confined to the Virginia State Penal System By Location of Committing Court According to Race and Sex.....	54
III	Felons Confined to the Virginia State Penal System By Offense According to Term of Sentence.....	60
IV	Felons Confined to the Virginia State Penal System By Sentence According to Race and Sex.....	68
V	Felons Confined to the Virginia State Penal System By Offense According to Race and Sex.....	70
VI	Felons Confined to the Virginia State Penal System By Military Service According to Race and Sex.....	73
VII	Felons Confined to the Virginia State Penal System By Parole or Pardon Status According to Race and Sex.....	74
VIII	Felons Confined to the Virginia State Penal System By Religious Preference According to Race and Sex.....	74
IX	Felons Confined to the Virginia State Penal System By Tested Educational Level at Commitment According to Race and Sex.....	75

Tables		Page
X	Felons Confined to the Virginia State Penal System By Intelligence According to Race and Sex.....	75
XI	Felons Confined to the Virginia State Penal System By Status of Parents According to Race and Sex.....	76
XII	Felons Confined to the Virginia State Penal System By Marital Status According to Race and Sex.....	76
XIII	Felons Confined to the Virginia State Penal System By Juvenile Record According to Race and Sex.....	77
XIV	Felons Confined to the Virginia State Penal System By Drug and Alcohol Habits According to Race and Sex.....	77

#### SECTION D

#### MISDEMEANANTS OR FELONS RECEIVING MISDEMEANANT SENTENCES COMMITTED TO THE VIRGINIA STATE PENAL SYSTEM

I	Misdemeanants or Felons Receiving Misdemeanant Sentences Committed to the James River Correctional Center, Correctional Field Units, Southampton Correctional Center or Virginia Correctional Center for Women By Age Group According to Race.....	81
II	Misdemeanants or Felons Receiving Misdemeanant Sentences Committed to the James River Correctional Center, Correctional Field Units, Southampton Correctional Center or Virginia Correctional Center for Women, By Offense According to Race.....	82
III	Misdemeanants or Felons Receiving Misdemeanant Sentences Committed to the James River Correctional Center, Correctional Field Units, Southampton Correctional Center or Virginia Correctional Center for Women, By Location of Committing Court According to Race.....	86

#### SECTION E

#### FELON RECIDIVISTS (VIRGINIA) COMMITTED TO THE VIRGINIA STATE PENAL SYSTEM

I	Recidivists (Virginia) Committed to the Virginia State Penal System By Age Group According to Race and Sex.....	91
II	Recidivists (Virginia) Committed to the Virginia State Penal System By Location of Committing Court According to Race and Sex.....	92
III	Recidivists (Virginia) Committed to the Virginia State Penal System By Offense According to Term of Sentence.....	98
IV	Recidivists (Virginia) Committed to the Virginia State Penal System By Sentence According to Race and Sex.....	104
V	Recidivists (Virginia) Committed to the Virginia State Penal System By Offense According to Race and Sex.....	105
VI	Recidivists (Virginia) Committed to the Virginia State Penal System By Military Service According to Race and Sex.....	107
VII	Recidivists (Virginia) Committed to the Virginia State Penal System By Parole or Pardon Status According to Race and Sex.....	108
VIII	Recidivists (Virginia) Committed to the Virginia State Penal System By Religious Preference According to Race and Sex.....	108
IX	Recidivists (Virginia) Committed to the Virginia State Penal System By Tested Educational Level at Commitment According to Race and Sex.....	109
X	Recidivists (Virginia) Committed to the Virginia State Penal System By Intelligence According to Race and Sex.....	109
XI	Recidivists (Virginia) Committed to the Virginia State Penal System By Status of Parents According to Race and Sex.....	110
XII	Recidivists (Virginia) Committed to the Virginia State Penal System By Marital Status According to Race and Sex.....	110
XIII	Recidivists (Virginia) Committed to the Virginia State Penal System By Juvenile Record According to Race and Sex.....	111
XIV	Recidivists (Virginia) Committed to the Virginia State Penal System By Drug and Alcohol Habits According to Race and Sex.....	111
XV	Recidivists (Virginia) Committed to the Virginia State Penal System By Previous Virginia Felony Sentences Served According to Race and Sex.....	112

#### SECTION F

#### FELON RECIDIVISTS (VIRGINIA AND/OR ELSEWHERE) COMMITTED TO THE VIRGINIA STATE PENAL SYSTEM

I	Recidivists (Va. and/or Elsewhere) Committed to the Virginia State Penal System By Age Group According to Race and Sex.....	115
---	--	-----

Tables		Page
II	Recidivists (Va. and/or Elsewhere) Committed to the Virginia State Penal System	
	By Location of Committing Court According to Race and Sex.....	116
III	Recidivists (Va. and/or Elsewhere) Committed to the Virginia State Penal System	
	By Offense According to Term of Sentence.....	122
IV	Recidivists (Va. and/or Elsewhere) Committed to the Virginia State Penal System	
	By Sentence According to Race and Sex.....	128
V	Recidivists (Va. and/or Elsewhere) Committed to the Virginia State Penal System	
	By Offense According to Race and Sex.....	129
VI	Recidivists (Va. and/or Elsewhere) Committed to the Virginia State Penal System	
	By Military Service According to Race and Sex.....	131
VII	Recidivists (Va. and/or Elsewhere) Committed to the Virginia State Penal System	
	By Parole or Pardon Status According to Race and Sex.....	132
VIII	Recidivists (Va. and/or Elsewhere) Committed to the Virginia State Penal System	
	By Religious Preference According to Race and Sex.....	132
IX	Recidivists (Va. and/or Elsewhere) Committed to the Virginia State Penal System	
	By Tested Educational Level at Commitment According to Race and Sex.....	133
X	Recidivists (Va. and/or Elsewhere) Committed to the Virginia State Penal System	
	By Intelligence According to Race and Sex.....	133
XI	Recidivists (Va. and/or Elsewhere) Committed to the Virginia State Penal System	
	By Status of Parents According to Race and Sex.....	134
XII	Recidivists (Va. and/or Elsewhere) Committed to the Virginia State Penal System	
	By Marital Status According to Race and Sex.....	134
XIII	Recidivists (Va. and/or Elsewhere) Committed to the Virginia State Penal System	
	By Juvenile Record According to Race and Sex.....	135
XIV	Recidivists (Va. and/or Elsewhere) Committed to the Virginia State Penal System	
	By Drug and Alcohol Habits According to Race and Sex.....	135
XV	Recidivists (Va. and/or Elsewhere) Committed to the Virginia State Penal System	
	By All Previous Sentences Served According to Race and Sex.....	136

#### SECTION G

#### FELON RECIDIVISTS (VIRGINIA) CONFINED TO THE VIRGINIA STATE PENAL SYSTEM

I	Recidivists (Virginia) Confined to the Virginia State Penal System	
	By Age Group According to Race and Sex.....	139
II	Recidivists (Virginia) Confined to the Virginia State Penal System	
	By Location of Committing Court According to Race and Sex.....	140
III	Recidivists (Virginia) Confined to the Virginia State Penal System	
	By Offense According to Term of Sentence.....	146
IV	Recidivists (Virginia) Confined to the Virginia State Penal System	
	By Sentence According to Race and Sex.....	152
V	Recidivists (Virginia) Confined to the Virginia State Penal System	
	By Offense According to Race and Sex.....	154
VI	Recidivists (Virginia) Confined to the Virginia State Penal System	
	By Military Service According to Race and Sex.....	157
VII	Recidivists (Virginia) Confined to the Virginia State Penal System	
	By Parole or Pardon Status According to Race and Sex.....	158
VIII	Recidivists (Virginia) Confined to the Virginia State Penal System	
	By Religious Preference According to Race and Sex.....	158
IX	Recidivists (Virginia) Confined to the Virginia State Penal System	
	By Tested Educational Level at Commitment According to Race and Sex.....	159
X	Recidivists (Virginia) Confined to the Virginia State Penal System	
	By Intelligence According to Race and Sex.....	159
XI	Recidivists (Virginia) Confined to the Virginia State Penal System	
	By Status of Parents According to Race and Sex.....	160
XII	Recidivists (Virginia) Confined to the Virginia State Penal System	
	By Marital Status According to Race and Sex.....	160
XIII	Recidivists (Virginia) Confined to the Virginia State Penal System	
	By Juvenile Record According to Race and Sex.....	161
XIV	Recidivists (Virginia) Confined to the Virginia State Penal System	
	By Drug and Alcohol Habits According to Race and Sex.....	161
XV	Recidivists (Virginia) Confined to the Virginia State Penal System	
	By Previous Virginia Felony Sentences Served According to Race and Sex.....	162



SECTION H  
FELON RECIDIVISTS (VIRGINIA AND/OR ELSEWHERE) CONFINED TO THE VIRGINIA STATE PENAL SYSTEM

Tables	Page
I Recidivists (Va. and/or Elsewhere) Confined to the Virginia State Penal System	
By Age Group according to Race and Sex.....	165
II Recidivists (Va. and/or Elsewhere) Confined to the Virginia State Penal System	
By Location of Committing Court According to Race and Sex.....	166
III Recidivists (Va. and/or Elsewhere) Confined to the Virginia State Penal System	
By Offense According to Term of Sentence.....	172
IV Recidivists (Va. and/or Elsewhere) Confined to the Virginia State Penal System	
By Sentence According to Race and Sex.....	178
V Recidivists (Va. and/or Elsewhere) Confined to the Virginia State Penal System	
By Offense According to Race and Sex.....	180
VI Recidivists (Va. and/or Elsewhere) Confined to the Virginia State Penal System	
By Military Service According to Race and Sex.....	183
VII Recidivists (Va. and/or Elsewhere) Confined to the Virginia State Penal System	
By Parole or Pardon Status According to Race and Sex.....	184
VIII Recidivists (Va. and/or Elsewhere) Confined to the Virginia State Penal System	
By Religious Preference According to Race and Sex.....	184
IX Recidivists (Va. and/or Elsewhere) Confined to the Virginia State Penal System	
By Tested Educational Level at Commitment According to Race and Sex.....	185
X Recidivists (Va. and/or Elsewhere) Confined to the Virginia State Penal System	
By Intelligence According to Race and Sex.....	185
XI Recidivists (Va. and/or Elsewhere) Confined to the Virginia State Penal System	
By Status of Parents According to Race and Sex.....	186
XII Recidivists (Va. and/or Elsewhere) Confined to the Virginia State Penal System	
By Marital Status According to Race and Sex.....	186
XIII Recidivists (Va. and/or Elsewhere) Confined to the Virginia State Penal System	
By Juvenile Record According to Race and Sex.....	187
XIV Recidivists (Va. and/or Elsewhere) Confined to the Virginia State Penal System	
By Drug and Alcohol Habits According to Race and Sex.....	187
XV Recidivists (Va. and/or Elsewhere) Confined to the Virginia State Penal System	
By All Previous Sentences Served According to Race and Sex.....	188

SECTION I  
APPENDIX

Appendix I Explanation of Data Source.....	191
--	-----



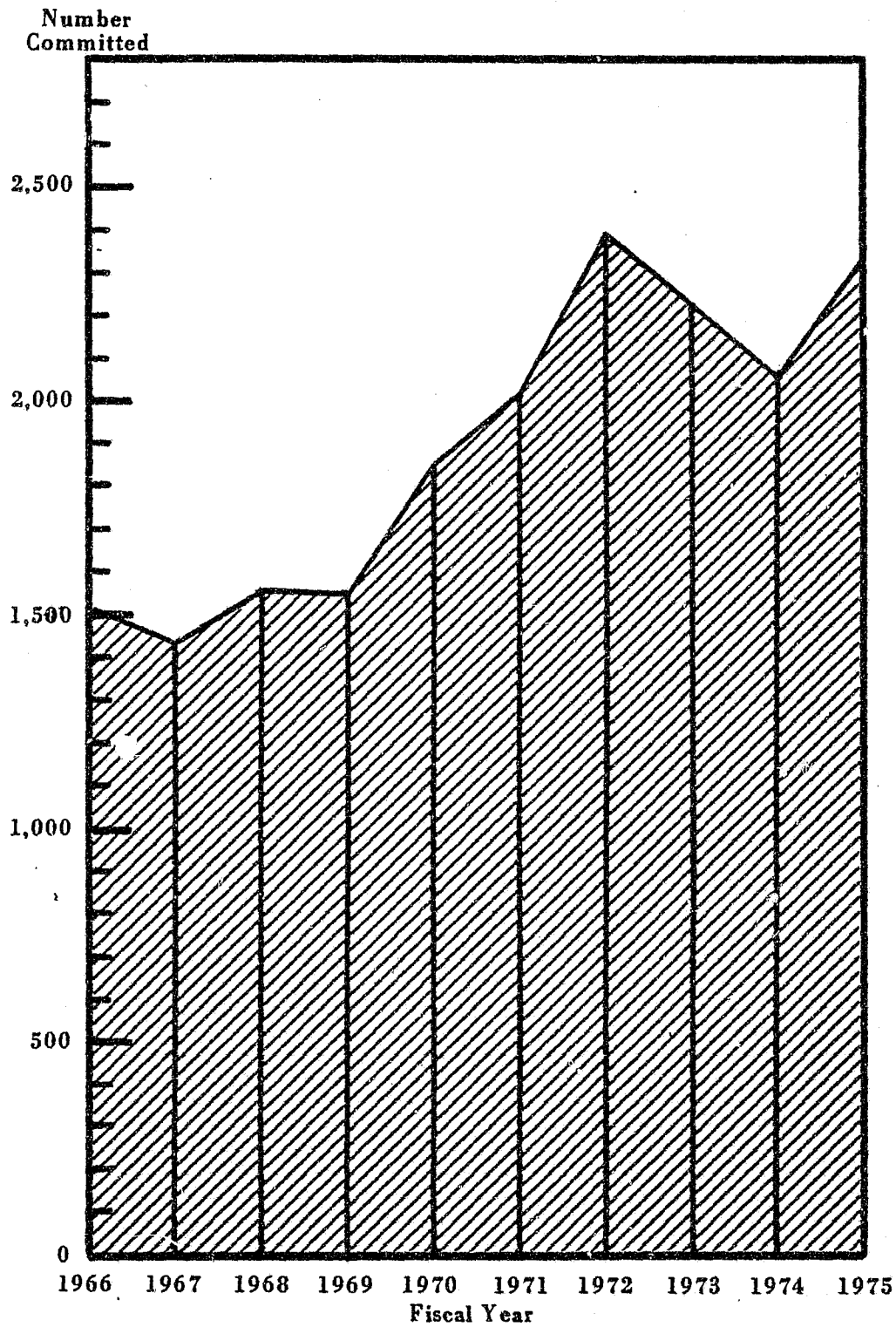
**SECTION A**

**GRAPHS AND NARRATIVE ON FELONS COMMITTED AND FELONS CONFINED  
TO THE VIRGINIA STATE PENAL SYSTEM, INCLUDING RECIDIVISM  
AND MISDEMEANANTS COMMITTED TO THE VIRGINIA STATE PENAL SYSTEM**

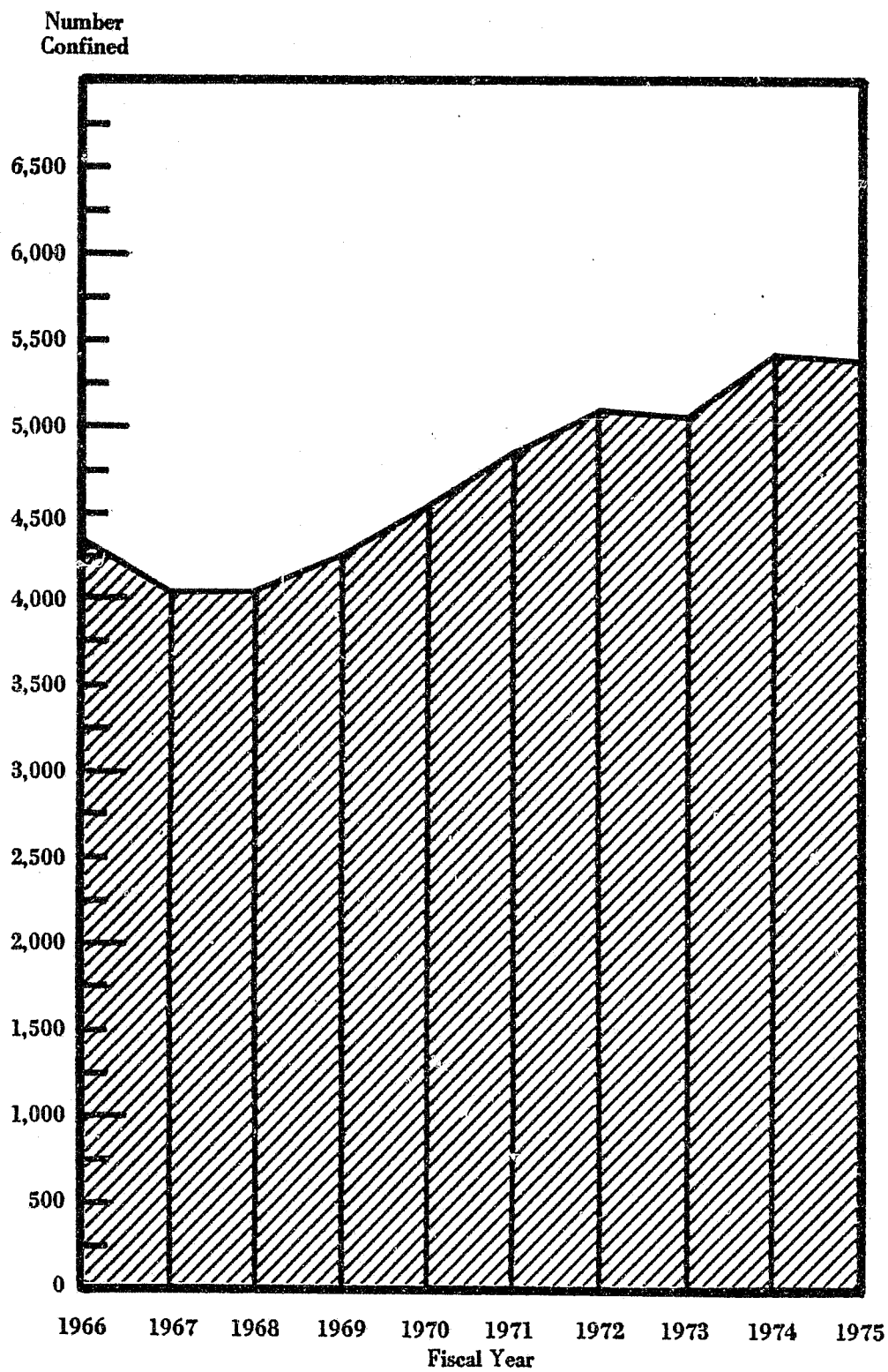




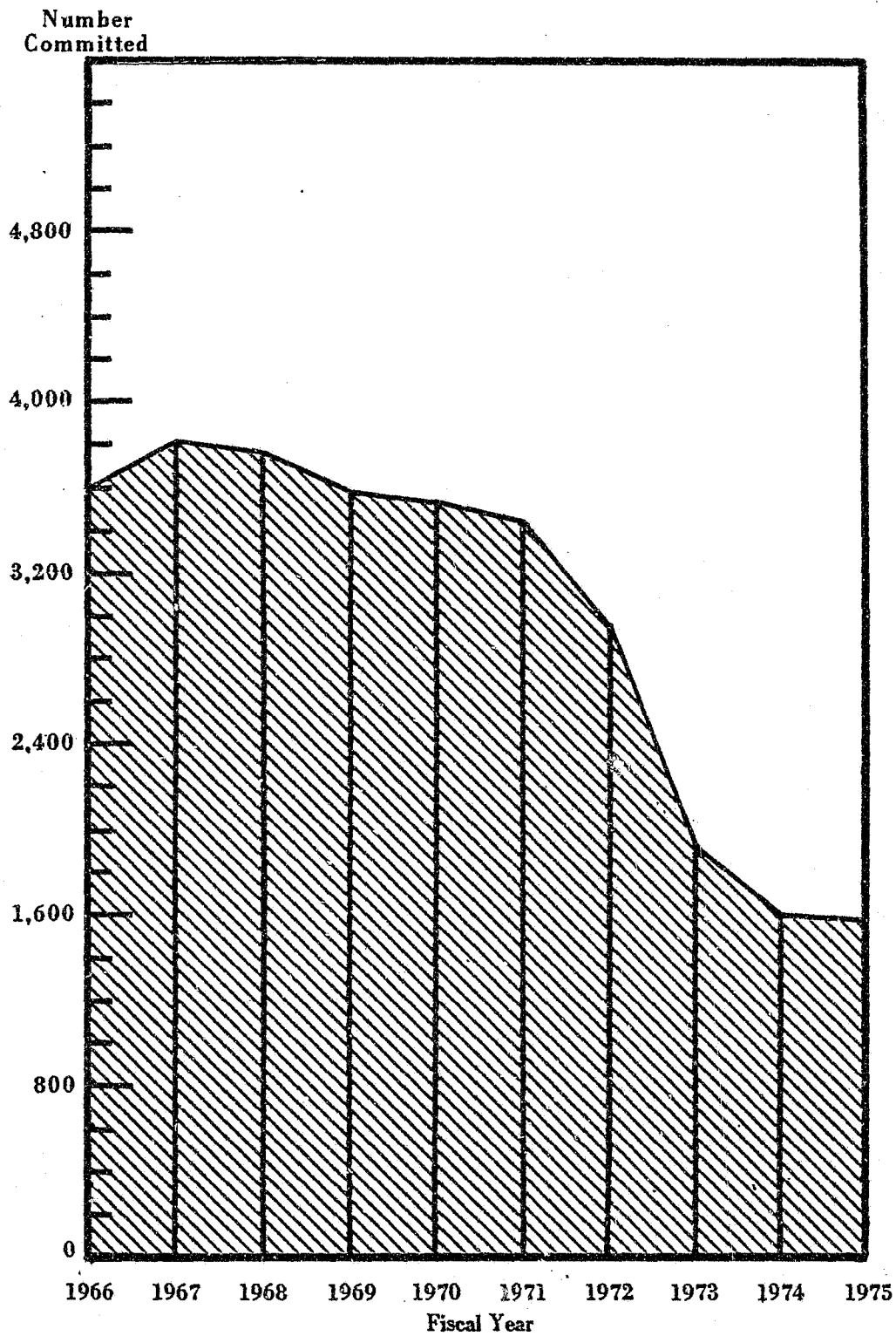
GRAPH I  
COMPARISON OF FELON COMMITMENTS  
DURING THE PAST TEN YEARS  
YEARS ENDED JUNE 30, 1966 - 1975



GRAPH II  
COMPARISON OF FELON CONFINEMENTS  
ON JUNE 30, 1966 - 1975

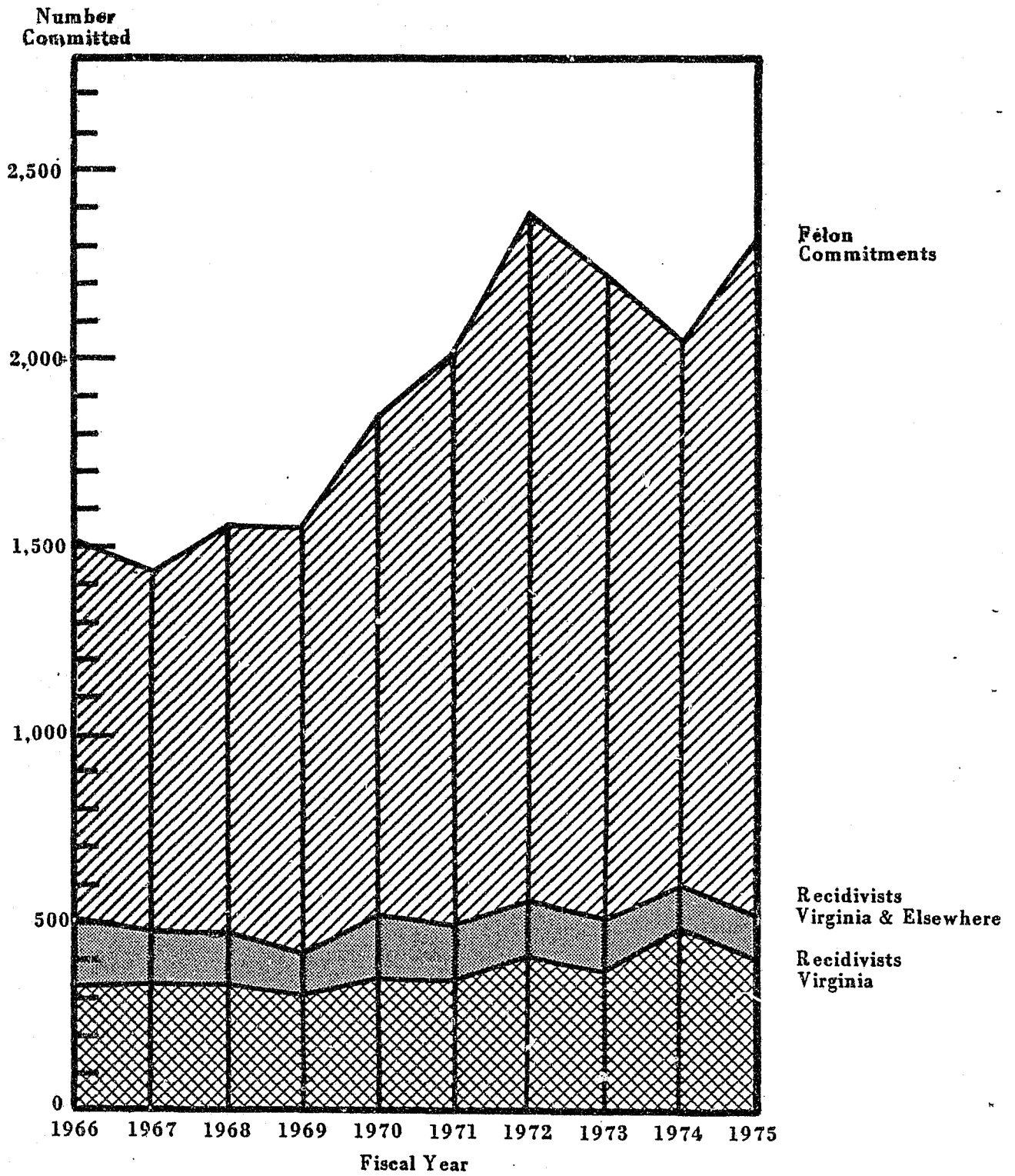


GRAPH III  
COMPARISON OF MISDEMEANANT COMMITMENTS  
DURING THE PAST TEN YEARS  
YEARS ENDED JUNE 30, 1966 - 1975





**GRAPH IV**  
**TEN YEAR COMPARISON OF TOTAL FELONS COMMITTED**  
**VS RECIDIVISTS COMMITTED; YEARS ENDED**  
**JUNE 30, 1966 - 1975**



**FELONS COMMITTED TO THE VIRGINIA STATE PENAL SYSTEM  
YEAR ENDED JUNE 30, 1975**

**Number of Commitments:**

A total of 2,331 new felons were committed to the Virginia penal system during the fiscal year which ended June 30, 1975. This reflects an increase of 270, or 13.1 percent, over the 2,061 felons committed during fiscal year 1974, and represents the second largest number of new commitments to enter the penal system during the past ten years (in fiscal 1972, there were 2,494 new commitments).

**Race and Sex:**

The 2,331 commitments were 48.3 percent white and 51.7 percent non-white; only 137 new felons (5.9 percent) were female.

**Age:**

The average age of the new commitments was 26 years, while the most frequent age was 20 years, with 219 occurrences (9.4 percent of the total). One-half of the 2,331 new felons (1,181 or 50.7 percent) were age 23 or younger.

**Court Committed From:**

A study of the 2,331 new commitments shows that 1,330 or 57.1 percent were received from city courts, while 42.9 percent were committed by county courts. As in the past, a large number of felons were committed by the cities of Richmond and Norfolk. Richmond, with 4.7 percent\* of the total state population, committed 13.6 percent of the new felons; Norfolk, with 5.9 percent\* of Virginia's population, accounted for 11.8 percent of the new commitments. While total new commitments increased by 13.1 percent over the previous year, Richmond courts committed 16.5 percent more in fiscal 1975 and Norfolk courts increased their commitments by 55.4 percent. Of the counties, Fairfax had the largest number of new commitments with 79, but this represented a decrease of 35.8 percent from the previous year's figure of 123.

**Offenses:**

A study of the types of offenses committed by new felons shows that 968 or 41.5 percent were sentenced to the state penal system for offenses against property; 943 or 40.5 percent had committed offenses against persons. For the third consecutive year, commitments for drug law violations have decreased as a percentage of the total new commitments; in fiscal 1975 there were 309 felons committed for this offense type, representing 13.3 percent. During the previous fiscal year, 14.3 percent had been sentenced for this offense. The level of drug violation commitments had increased from 1.5 percent in fiscal 1965 to a high of 20.7 percent in fiscal 1972, and has since decreased to the current level of 13.3 percent.

**Length of Sentence:**

A study of the length of sentences received by new commitments shows that 1,481 or 63.5 percent were for five years or less (compared to 65.3 percent last year); 217 felons, or 9.3 percent, received sentences of twenty years or more, a slight increase over last year's figure of 8.6 percent. The number of life sentences given by the courts decreased this year to 31 (1.3 percent) from 35 in fiscal 1974 (1.7 percent).

**FELONS COMMITTED TO THE VIRGINIA STATE PENAL SYSTEM  
YEAR ENDED JUNE 30, 1975**

Number of Commitments:

A total of 2,331 new felons were committed to the Virginia penal system during the fiscal year which ended June 30, 1975. This reflects an increase of 270, or 13.1 percent, over the 2,061 felons committed during fiscal year 1974, and represents the second largest number of new commitments to enter the penal system during the past ten years (in fiscal 1972, there were 2,494 new commitments).

Race and Sex:

The 2,331 commitments were 48.3 percent white and 51.7 percent non-white; only 137 new felons (5.9 percent) were female.

Age:

The average age of the new commitments was 26 years, while the most frequent age was 20 years, with 219 occurrences (9.4 percent of the total). One-half of the 2,331 new felons (1,181 or 50.7 percent) were age 23 or younger.

Court Committed From:

A study of the 2,331 new commitments shows that 1,330 or 57.1 percent were received from city courts, while 42.9 percent were committed by county courts. As in the past, a large number of felons were committed by the cities of Richmond and Norfolk. Richmond, with 4.7 percent\* of the total state population, committed 13.6 percent of the new felons; Norfolk, with 5.9 percent\* of Virginia's population, accounted for 11.8 percent of the new commitments. While total new commitments increased by 13.1 percent over the previous year, Richmond courts committed 16.5 percent more in fiscal 1975 and Norfolk courts increased their commitments by 55.4 percent. Of the counties, Fairfax had the largest number of new commitments with 79, but this represented a decrease of 35.8 percent from the previous year's figure of 123.

Offenses:

A study of the types of offenses committed by new felons shows that 968 or 41.5 percent were sentenced to the state penal system for offenses against property; 943 or 40.5 percent had committed offenses against persons. For the third consecutive year, commitments for drug law violations have decreased as a percentage of the total new commitments; in fiscal 1975 there were 309 felons committed for this offense type, representing 13.3 percent. During the previous fiscal year, 14.3 percent had been sentenced for this offense. The level of drug violation commitments had increased from 1.5 percent in fiscal 1965 to a high of 20.7 percent in fiscal 1972, and has since decreased to the current level of 13.3 percent.

Length of Sentence:

A study of the length of sentences received by new commitments shows that 1,481 or 63.5 percent were for five years or less (compared to 65.3 percent last year); 217 felons, or 9.3 percent, received sentences of twenty years or more, a slight increase over last year's figure of 8.6 percent. The number of life sentences given by the courts decreased this year to 31 (1.3 percent) from 35 in fiscal 1974 (1.7 percent).

#### Intelligence:

One half of the new felons tested (50.5 percent) were in the normal range of intelligence (I.Q. of 90 through 109). The number and percentage of new commitments tested to be severely or moderately retarded has decreased from 101, or 5.0 percent of those tested, in fiscal 1974 to 94, or 4.2 percent, in fiscal 1975.

#### Military Service:

Of the felons committed, 666 were known to have served in the Armed Forces. Of these, 209 or 31.4 percent had received an undesirable, bad conduct or dishonorable discharge or were in the service at the time of the offense and had not yet received a discharge at the time of commitment to the penal system. Discharges for these persons are usually other than honorable.

#### Habits:

At time of commitment, there were 1,379 prisoners with a known history of drug usage, representing 59.2 percent of the total. Only 6.7 percent of all new commitments had no known record of alcohol or other drug use.

#### Juvenile Record:

Juvenile record information was available for 2,031 of the new commitments. Of these, 1,049, or 51.6 percent, had known juvenile records and 982, or 48.4 percent, did not. The only year during the past five fiscal years which did not conform to this trend of even distribution was fiscal 1974, when 34.8 percent had known juvenile records and 65.2 percent did not. There were 387 new commitments, or 19.1 percent who had been previously committed to a State Learning Center.

\*Figures for July 1, 1974, from the U.S. Bureau of Census, Current Population Series, P-26.

**FELONS CONFINED TO THE VIRGINIA STATE PENAL SYSTEM  
ON JUNE 30, 1975**

Race and Sex:

Of the 5,385 felons confined on June 30, 1975, 2,231 or 41.4 percent were white, and 3,154 or 58.6 percent were non-white. Female prisoners constituted 3.7 percent of the population.

Age:

The felon population on June 30, 1975, exhibited an average age of 29 years; however, the most frequent age was 22 years. The median age of the population was 26 years.

Court Committed From:

Courts in Virginia cities committed 60.3 percent (3,249) of the felons confined on June 30, 1975, while county courts accounted for 39.7 percent (2,136). Felons committed by courts in the city of Richmond represented 16.9 percent of those confined, while Norfolk courts committed 10.7 percent. Of the county courts, Fairfax committed the largest number with 187, or 3.5 percent of the total confined.

Offenses:

Whereas the percentage of new commitments sentenced in each of the categories offenses against persons and against property was approximately 40 percent, a greater portion of the felons confined on June 30, 1975, had committed offenses against persons (54.9 percent) than against property (33.3 percent). The level of confined felons in the system for violations of narcotic drug laws (9.2 percent) is below that for felons newly committed for these offenses (13.3 percent). A review of the refined breakdown of offenses for felons confined at the end of fiscal year 1975 shows that the two most common offenses are Burglary (including Statutory), with 792 occurrences (14.7 percent), and Robbery (Armed or Highway), with 760 occurrences (14.1 percent).

Length of Sentence:

Of the felons confined on June 30, 1975, 1,196 of these (22.2 percent) were serving sentences of twenty years or more, excluding life sentences. Those felons serving life sentences constituted 6.2 percent (332), while two felons had received the death sentence. The median length of sentence of felons confined, excluding those with life or death sentences, was ten years. This includes additional time received after confinement for recidivism, escape and/or other offenses.

Intelligence:

While half of the new commitments tested (50.5 percent) were of normal intelligence (I.Q. of 90-109), a slightly smaller percentage of confined felons who had been tested displayed normal intelligence (46.9 percent). There were 286 confined felons, or 5.4 percent of those tested, of severely or moderately retarded intelligence.

Juvenile Record:

Of the 4,875 confined felons for which juvenile record information was available at time of commitment, 51.7 percent had known records of juvenile delinquency and 48.3 percent did not.

MISDEMEANANTS OR FELONS RECEIVING MISDEMEANANT SENTENCES  
COMMITTED TO THE VIRGINIA STATE PENAL SYSTEM  
YEAR ENDED JUNE 30, 1975

Number Committed:

There were 1,576 misdemeanants committed to the state penal system during the fiscal year which ended June 30, 1975. This reflects a decrease of 27, or 1.7 percent, from the previous fiscal year. The number of misdemeanants committed has declined every year since fiscal 1967, when there were 3,817 commitments.

Location:

Approximately three-fourths of the misdemeanants (77.0 percent) were initially received by the Correctional Field Units. This contrasts to the previous year when the Field Units received only 51.8 percent of the misdemeanor commitments.

Race and Sex:

The commitments were 59.7 percent white and 40.3 percent non-white. A breakdown by sex shows that 90.7 percent of the misdemeanants were male, and 9.3 percent were female.

Age:

Of the 1,576 misdemeanants committed, ages were known for 1,509; of these, nearly half (49.9 percent) were under the age of 25. The average age of these 1,509 misdemeanants was 28.

Offense:

Of the 1,576 misdemeanants committed, 39.8 percent (627) were sentenced for offenses against property, 26.8 percent (423) for offenses against decency, peace and good order, and 15.2 percent (240) for offenses against persons. Another 7.7 percent (122) had committed offenses against public policy, economy, and health, which included 114 misdemeanants confined for violation of narcotic drug laws. The three most frequent offenses were Nonsupport (267 or 16.9 percent), Petty Larceny (190 or 12.1 percent), and Assault and Battery (165 or 10.5 percent).

Court Committed From:

Courts in Virginia counties sentenced 64.3 percent (1,014) of the misdemeanants, while the remaining 562, or 35.7 percent, were committed by city courts. In studying the individual counties, Henrico committed the largest number with 125 (12.3 percent of all county commitments), while Goochland had 65 and Fairfax had 64 (6.4 percent and 6.3 percent, respectively, of all county commitments). Among the cities, Norfolk committed the greatest portion of the misdemeanants with 137 (24.4 percent of all city commitments); Richmond was second with 61, and Roanoke followed with 56 (10.9 percent and 10.0 percent, respectively, of all city commitments).

**FELON RECIDIVISTS (VIRGINIA) COMMITTED TO THE VIRGINIA STATE PENAL SYSTEM  
YEAR ENDED JUNE 30, 1975**

Number of Commitments:

Among the 2,331 prisoners committed on felon sentences during the fiscal year which ended June 30, 1975, there were 409, or 17.5 percent, who had served one or more previous felon sentences in the Virginia penal system. This recidivist rate of 17.5 percent shows a sharp decline from fiscal 1974, when the rate had risen to 24.1 percent, after remaining fairly constant during the three year period 1971-1973 (17.7 percent, 16.6 percent, and 17.0 percent respectively).

Race and Sex:

The 409 recidivists were 62.8 percent non-white, 37.2 percent white, and 97.3 percent male. This compares to a breakdown for all new commitments of 51.7 percent non-white, 48.3 percent white, and 94.1 percent male. Of the 1,125 white new commitments during the year, 152 or 13.5 percent were recidivists; the 1,206 non-white new commitments included 257, or 21.3 percent, who were repeaters.

Prior Commitments:

Of the 409 recidivists, 310 or 75.8 percent had served one prior Virginia felon sentence; 65 or 15.9 percent had served two prior sentences; and 34 or 8.3 percent had served three or more prior sentences. This distribution is comparable to the data for the previous two years.

Parole or Pardon Status:

A study of the recidivist data shows that 96 repeaters, or 23.5 percent, were on parole from their last sentence at the time of committing the offense for which they were returned. Another 82, or 20.0 percent, had been paroled from their last sentence, but had been discharged from parole supervision at the time the present offense was committed. The percentage of recidivists who were on parole when their present offense was committed has been increasing every year since fiscal 1972, when this figure was 10.8 percent.

Offenses:

Nearly half of the Virginia repeaters were convicted of offenses against property (49.4 percent), while 37.2 percent had committed offenses against persons and 13.4 percent were confined for "other" offenses. The same breakdown for all new commitments reveals that 41.5 percent were in the system for offenses against property, 40.5 percent for offenses against persons, and 18.0 percent for "other" offenses. The most frequent offense committed by the 409 repeaters was Burglary (including Statutory), with 92 occurrences, or 22.5 percent.

Court Committed From:

Approximately two-thirds of the recidivists (66.5 percent) were sentenced by city courts in Virginia, while the same courts committed 57.1 percent of all new felons during fiscal 1975. As with the new commitments, Richmond and Norfolk courts led in the sentencing of recidivists, with 19.6 percent and 11.7 percent, respectively. Fairfax led the county courts, with 10 recidivists committed, or 2.4 percent of the total.

Age:

The 409 recidivists displayed an average age of 31 years; this compares to an average age of 26 years for all new commitments. The most frequent age of the recidivists was 24 years (32 occurrences, or 7.8 percent); one-half of the repeaters (209, or 51.1 percent) were age 28 or younger.

Intelligence:

Of those tested, 49.9 percent of the recidivists were classified as normal (I.Q. 90-109), 18.9 percent as dull normal (I.Q. 80-89), and 10.8 percent as borderline, moderately or severely retarded (I.Q. 43-79). After steadily increasing from 37.5 percent in fiscal 1971, the percentage of recidivists displaying normal intelligence seems to have leveled at the current figure of approximately one-half.

Length of Sentence:

The most frequent sentence received by the 409 recidivists was 5 years, which was also the median length of sentence. Excluding the five repeaters who entered the penal system with life sentences, the average sentence was 10 years.



**FELON RECIDIVISTS (VIRGINIA AND/OR ELSEWHERE)  
COMMITTED TO THE VIRGINIA STATE PENAL SYSTEM  
YEAR ENDED JUNE 30, 1975**

Number of Commitments:

There were 533 recidivists committed during fiscal year 1975 who had served one or more previous felon sentences in the Virginia penal system and/or elsewhere; this number represents 22.9 percent of the 2,331 new felon commitments during the year. This rate of recidivism shows a sharp drop from fiscal 1974 when the rate was 29.6 percent, and equals the lowest rate during the past ten years (fiscal 1972 also exhibited a recidivist rate of 22.9 percent).

Race and Sex:

Non-white recidivists numbered 316 (59.3 percent), and there were 217 white recidivists, or 40.7 percent; of the 533 repeaters, 518 (97.2 percent) were male and 15 (2.8 percent) were female. The 1,125 white felons committed during fiscal 1975 displayed an overall recidivist rate of 19.3 percent, while non-white commitments (1,206) manifested a higher rate of 26.2 percent.

Prior Commitments:

Of the 533 recidivists who had served prior felon sentences in Virginia and/or elsewhere, 68.3 percent (364) had served one previous sentence, 18.4 percent (98) had served two prior sentences, and 13.3 percent had served from three to seven prior felon sentences. Further analysis shows that the percentage of recidivists serving three or more previous sentences had declined during the previous five years, until this year when the figure rose to 13.3 percent from 9.0 percent in 1974.

Parole or Pardon Status:

Recidivists who committed their present offense while on parole from their previous sentence numbered 96, or 18.0 percent. Another 82, or 15.4 percent, had been paroled from their last sentence, but had been released from parole supervision before committing the new offense. This compares to figures of 23.5 percent on parole and 20.0 percent released from parole supervision for recidivists with only prior Virginia felon records.

Offenses:

A study of the distribution of recidivists by types of offenses reveals that one half were committed for offenses against property (49.9 percent); 38.1 percent were in the penal system for offenses against persons, and the remaining 12.0 percent for other offenses. The same figures for all new felon commitments in fiscal 1975 are 41.5 percent for offenses against property, 40.5 percent against persons, and 18.0 percent for other offenses. Burglary (including Statutory) was the most common offense for which the recidivists were committed.

Court Committed From:

Courts in Virginia cities committed 336 recidivists (63.0 percent), while the remaining 197 recidivists (37.0 percent) were received from county courts. Courts in Richmond City and Norfolk led in the commitment of repeaters, with 99 (18.6 percent) and 58 (10.9 percent) respectively. Fairfax County committed more than any other county court, with 15 (2.8 percent).

Age:

While the most frequent age of the 533 recidivists was 24 years (occurring 38 times, or 7.1 percent) the average age was 31 years. Approximately one-half of the repeaters (53.5 percent) were under the age of 30.

Intelligence:

One-half of those recidivists tested were of normal intelligence (261, or 50.4 percent), 16.2 percent (84) were dull normal, and 10.0 percent (52) were borderline, moderately or severely retarded.

Length of Sentence:

The average sentence for all newly committed recidivists, excluding the six who received life sentences, was nine years. A sentence of five years was the most frequent, as well as being the median length of sentence.

**FELON RECIDIVISTS (VIRGINIA) CONFINED TO THE VIRGINIA STATE PENAL SYSTEM  
ON JUNE 30, 1975**

**Number Confined:**

On June 30, 1975, 1,419 felons confined in the Virginia penal system had served one or more felon sentences in Virginia. This represents 26.4 percent of the total 5,385 felons confined on that date. A comparison of this recidivist rate with figures for 1971 through 1974 reveals that the rate has dropped this year to its lowest level during the five year period.

**Race and Sex:**

The 1,419 recidivists with prior Virginia felon records had a racial composition of 35.3 percent white and 64.7 percent non-white, while the total felon population on June 30, 1975 was 41.4 percent white and 58.6 percent non-white. Among the 2,231 white and 3,154 non-white felons confined at the end of the fiscal year, there were 501 white and 918 non-white repeaters with previous Virginia felon sentences. This breakdown produces recidivist rates of 22.5 percent for whites and 29.1 percent for non-whites.

There were 1,388 male (97.8 percent) and 31 female (2.2 percent) recidivists.

**Prior Commitments:**

Two-thirds of the 1,419 recidivists (67.4 percent) had served one prior felon sentence, 22.5 percent had served two prior felon sentences, and 10.1 percent had served three or more prior felon sentences in Virginia. This distribution is consistent with the data from previous years.

**Parole or Pardon Status:**

There were 289 recidivists confined (20.4 percent) who had committed their present offense while on parole from their previous Virginia felon sentence; 246 repeaters (17.3 percent) had been paroled from their last Virginia sentence, but had successfully completed their parole before commission of their present offense. In comparison, 23.5 percent of the newly committed recidivists in fiscal 1975 were on parole when committed and 20.0 percent had been discharged from parole supervision.

**Offense:**

One-half of the recidivists (50.5 percent) were confined for offenses against persons, while 41.4 percent had committed offenses against property. This contrasts to the data on the recidivist new commitments for fiscal 1975, which indicates that 37.2 percent had committed offenses against persons and 49.4 percent had committed offenses against property. The confined recidivists, however, had committed offenses against persons less often and offenses against property more than the total felon population on June 30, 1975. Statutory Burglary, with 276 occurrences (19.5 percent), and Robbery (Armed or Highway) with 201 occurrences (14.2 percent) were the most frequent offenses, as also demonstrated by the 5,385 felons confined at the end of the fiscal year.

**Court Committed From:**

Virginia city courts sentenced 66.2 percent of the confined recidivists, while having committed 60.3 percent of the total felon population. County courts were responsible for the remaining 33.8 percent of the recidivists, compared to 39.7 percent of all confined felons. Richmond committed the largest number of the repeaters, with 286, or 20.2 percent.

Age:

While 52.3 percent of the recidivists were under 33 years of age, the average age of this group was 34 years. The most common attained age was 28 years.

Intelligence:

A review of the data on tested level of intelligence reveals that 46.0 percent of the recidivists tested were classified in the normal range of intelligence, and there were 85 (6.1 percent) who were moderately or severely retarded. This breakdown is consistent with the tested intelligence level of all felons confined on June 30, 1975.

Length of Sentence:

Recidivists with prior Virginia felon sentences were most commonly serving a sentence of five years. However, the median sentence length was twelve years, and the average was sixteen years (excluding the 84 recidivists confined with life sentences).

**FELON RECIDIVISTS (VIRGINIA AND/OR ELSEWHERE)  
CONFINED TO THE VIRGINIA STATE PENAL SYSTEM  
ON JUNE 30, 1975**

Number Confined:

A total of 1,765 recidivists having served one or more prior felon sentences in Virginia and/or elsewhere were confined on June 30, 1975, or 32.8 percent of the total felon population in the Virginia penal system. This percentage reflects a decrease from fiscal 1974, when the overall recidivist rate was 35.8 percent, and is the lowest rate during the past five fiscal years.

Race and Sex:

The racial composition of the confined recidivists was 39.8 percent white and 60.2 percent non-white. Male recidivists constituted 97.8 percent of the group, while the 38 female repeaters represented 2.2 percent of the total. The 702 white confined recidivists represented 31.5 percent of the total white felon population, and the 1,063 non-white recidivists comprised 33.7 percent of the total non-white felon population on June 30, 1975.

Prior Commitments:

One previous felon sentence in Virginia and/or elsewhere had been served by 60.3 percent of the recidivists; another one-fourth of the repeaters (24.8 percent) had served two prior sentences, and 14.9 percent had served three or more previous sentences.

Parole or Pardon Status:

Analysis of the confined recidivist data shows that 289 recidivists (16.4 percent) committed their present offense while on parole from their previous felon sentence, and 246 (13.9 percent) had been paroled from their last sentence but had been released from parole supervision before the new offense was committed. The remaining 1,230 recidivists (69.7 percent) had not been paroled or pardoned from their last previous sentence.

Offense:

Offenses against persons had been committed by 914 confined recidivists, or 51.8 percent, and 712 had committed offenses against property (40.3 percent). In comparison, 54.9 percent of all confined felons had committed offenses against persons, and 33.3 percent were confined for offenses against property. Recidivists in the system for violation of narcotic drug laws numbered 101, or 5.7 percent of the total, while 9.2 percent of all felons were confined for the same offense. The most frequent crime for which the recidivists were confined was Burglary (including Statutory), occurring 320 times (18.1 percent).

Court Committed From:

Among Virginia cities, which committed 63.8 percent of the confined recidivists, Richmond and Norfolk sentenced 343 and 191 recidivists, respectively. Together, these two cities sentenced 30.3 percent of all recidivists and 47.4 percent of all city-committed repeaters. County courts were responsible for committing 36.2 percent of the confined recidivists; of these Fairfax County had placed the greatest number, 59 (3.3 percent) in the penal system.

Age:

On the average, the 1,765 recidivists were five years older than the confined felon population, displaying a mean age of 34 years (the average age for all felons was 29 years). The median age of the recidivists was 32 years, while the most frequent age was 28 years.

Intelligence:

Slightly less than half of the confined recidivists who had been tested for intelligence level (47.0 percent) were within the normal range (I.Q. of 90-109). Moderately or severely retarded recidivists numbered 91 (5.2 percent of those tested).

Length of Sentence:

A sentence length of five years occurred most often among the confined recidivists (149, or 8.4 percent), while sentences of six years (112, or 6.3 percent) were the second most frequent. Life sentences, with 111 occurrences, or 6.3 percent, followed closely as third most common. The average length of sentence, excluding life sentences, for the confined recidivists was sixteen years.



**SECTION B**

**FELONS COMMITTED TO THE VIRGINIA STATE PENAL SYSTEM**





TABLE I  
FELONS COMMITTED TO THE VIRGINIA STATE PENAL SYSTEM  
BY AGE GROUP ACCORDING TO RACE AND SEX  
YEAR ENDED JUNE 30, 1975

AGE	WHITE			NON-WHITE			GRAND TOTAL
	MALE	FEMALE	TOTAL	MALE	FEMALE	TOTAL	
15	2	-	2	3	-	3	5
16	6	-	6	6	-	6	12
17	21	1	22	43	1	44	66
18	65	2	67	57	2	59	126
19	98	6	104	101	2	103	207
20	121	-	121	94	4	98	219
21	97	3	100	85	6	91	191
22	90	5	95	87	5	92	187
23	67	2	69	90	9	99	168
24	67	4	71	71	5	76	147
25	56	3	59	67	9	76	135
26	55	5	60	53	1	54	114
27	25	2	27	47	5	52	79
28	37	1	38	40	4	44	82
29	18	-	18	29	3	32	50
30	27	1	28	32	4	36	64
31	26	1	27	25	3	28	55
32	18	1	19	20	3	23	42
33	17	1	18	11	2	13	31
34	10	4	14	15	1	16	30
35	9	-	9	8	-	8	17
36	9	4	13	12	1	13	26
37	14	-	14	10	-	10	24
38	10	1	11	8	2	10	21
39	12	-	12	17	1	18	30
40	11	-	11	3	-	3	14
41	4	-	4	9	1	10	14
42	13	-	13	11	-	11	24
43	10	1	11	10	1	11	22
44	9	-	9	6	-	6	15
45	5	2	7	4	3	7	14
46	3	-	3	1	1	2	5
47	3	1	4	5	1	6	10
48	7	-	7	4	-	4	11
49	5	-	5	5	1	6	11
50	3	-	3	7	-	7	10
51	4	1	5	5	-	5	10
52	1	-	1	1	2	3	4
53	2	-	2	6	1	7	9
54	1	-	1	-	-	-	1
55	1	-	1	3	-	3	4
56	3	-	3	2	-	2	5
57	6	-	6	4	-	4	10
58	-	-	-	1	1	2	2
60	1	-	1	-	-	-	1
61	1	-	1	-	-	-	1
62	-	-	-	1	-	1	1
65	-	-	-	1	-	1	1
67	1	-	1	-	-	-	1
68	1	-	1	-	-	-	1
69	1	-	1	1	-	1	2
TOTAL	1,073	52	1,125	1,121	85	1,206	2,331

**TABLE II**  
**FELONS COMMITTED TO THE VIRGINIA STATE PENAL SYSTEM**  
**BY LOCATION OF COMMITTING COURT ACCORDING TO RACE AND SEX**  
**YEAR ENDED JUNE 30, 1975**

COMMITTING COURT	WHITE			NON-WHITE			GRAND TOTAL
	MALE	FEMALE	TOTAL	MALE	FEMALE	TOTAL	
COUNTIES							
ACCOMACK	11	-	11	4	-	4	15
ALBEMARLE	4	-	4	8	1	9	13
ALLEGHANY	-	-	-	-	-	-	-
AMELIA	1	-	1	1	-	1	2
AMHERST	5	-	5	7	1	8	13
APPOMATTOX	2	-	2	1	-	1	3
ARLINGTON	21	1	22	24	1	25	47
AUGUSTA	10	2	12	-	-	-	12
BATH	-	-	-	-	-	-	-
BEDFORD COUNTY	7	-	7	4	-	4	11
BLAND	1	-	1	-	-	-	1
BOTETOURT	4	-	4	1	-	1	5
BRUNSWICK	3	-	3	9	-	9	12
BUCHANAN	16	2	18	-	-	-	18
BUCKINGHAM	1	-	1	1	-	1	2
CAMPBELL	7	-	7	3	-	3	10
CAROLINE	6	-	6	2	-	2	8
CARROLL	6	-	6	1	-	1	7
CHARLES CITY	1	-	1	1	-	1	2
CHARLOTTE	1	-	1	-	1	1	2
CHESTERFIELD	10	1	11	16	2	18	29
CLARKE	2	-	2	3	-	3	5
CRAIG	-	-	-	-	-	-	-
CULPEPER	10	-	10	6	-	6	16
CUMBERLAND	-	1	1	3	-	3	4
DICKENSON	5	-	5	-	-	-	5
DINWIDDIE	6	-	6	6	-	6	12

TABLE II  
FELONS COMMITTED TO THE VIRGINIA STATE PENAL SYSTEM  
BY LOCATION OF COMMITTING COURT ACCORDING TO RACE AND SEX  
YEAR ENDED JUNE 30, 1975 (Continued)

COMMITTING COURT COUNTIES	WHITE			NON-WHITE			GRAND TOTAL
	MALE	FEMALE	TOTAL	MALE	FEMALE	TOTAL	
ESSEX	3	-	3	5	-	5	8
FAIRFAX COUNTY	56	-	56	21	2	23	79
FAUQUIER	3	-	3	3	-	3	6
FLOYD	1	2	3	-	-	-	3
FLUVANNA	1	-	1	1	-	1	2
FRANKLIN COUNTY	13	-	13	-	-	-	13
FREDERICK	5	-	5	3	-	3	8
GILES	7	-	7	2	-	2	9
GLOUCESTER	3	1	4	2	-	2	6
GOOCHLAND	5	-	5	7	-	7	12
GRAYSON	4	-	4	-	-	-	4
GREENE	1	-	1	1	-	1	2
GREENSVILLE	2	-	2	7	-	7	9
HALIFAX	7	-	7	9	-	9	16
HANOVER	6	1	7	3	-	3	10
HENRICO	30	2	32	15	2	17	49
HENRY	21	1	22	6	2	8	30
HIGHLAND	1	-	1	-	-	-	1
ISLE OF WIGHT	4	-	4	8	-	8	12
JAMES CITY	-	-	-	-	-	-	-
KING AND QUEEN	1	-	1	1	-	1	2
KING GEORGE	3	-	3	1	-	1	4
KING WILLIAM	-	-	-	3	-	3	3
LANCASTER	3	-	3	1	-	1	4
LEE	3	-	3	-	-	-	3
LOUDOUN	7	-	7	4	-	4	11
LOUISA	7	-	7	4	-	4	11

TABLE II  
FELONS COMMITTED TO THE VIRGINIA STATE PENAL SYSTEM  
BY LOCATION OF COMMITTING COURT ACCORDING TO RACE AND SEX  
YEAR ENDED JUNE 30, 1975 (Continued)

COMMITTING COURT	WHITE			NON-WHITE			GRAND
	MALE	FEMALE	TOTAL	MALE	FEMALE	TOTAL	TOTAL
COUNTIES							
LUNENBURG	-	-	-	8	-	8	8
MADISON	7	-	7	-	-	-	7
MATHEWS	4	1	5	2	-	2	7
MECKLENBURG	1	-	1	3	-	3	4
MIDDLESEX	-	-	-	-	-	-	-
MONTGOMERY	18	1	19	3	-	3	22
NANSEMOND	-	-	-	-	-	-	-
NELSON	2	-	2	2	-	2	4
NEW KENT	1	-	1	-	-	-	1
NORTHAMPTON	1	-	1	16	1	17	18
NORTHUMBERLAND	-	-	-	-	-	-	-
NOTTOWAY	5	-	5	3	-	3	8
ORANGE	10	-	10	7	-	7	17
PAGE	14	-	14	1	-	1	15
PATRICK	8	-	8	1	-	1	9
PITTSYLVANIA	5	-	5	7	-	7	12
POWHATAN	1	-	1	1	-	1	2
PRINCE EDWARD	-	-	-	-	-	-	-
PRINCE GEORGE	2	-	2	10	1	11	13
PRINCE WILLIAM	33	1	34	12	-	12	46
PULASKI	13	-	13	4	-	4	17
RAPPAHANNOCK	-	-	-	-	-	-	-
RICHMOND COUNTY	4	-	4	1	1	2	6
ROANOKE COUNTY	16	-	16	7	-	7	23
ROCKBRIDGE	3	-	3	1	-	1	4
ROCKINGHAM	16	-	16	3	-	3	19
RUSSELL	7	-	7	1	-	1	8

**TABLE II**  
**FELONS COMMITTED TO THE VIRGINIA STATE PENAL SYSTEM**  
**BY LOCATION OF COMMITTING COURT ACCORDING TO RACE AND SEX**  
**YEAR ENDED JUNE 30, 1975 (Continued)**

COMMITTING COURT	WHITE			NON-WHITE			GRAND TOTAL
	MALE	FEMALE	TOTAL	MALE	FEMALE	TOTAL	
COUNTIES							
SCOTT	4	-	4	-	-	-	4
SHENANDOAH	-	-	-	-	-	-	-
SMYTH	7	-	7	-	-	-	7
SOUTHAMPTON	5	1	6	11	1	12	18
SPOTSYLVANIA	12	1	13	1	-	1	14
STAFFORD	16	-	16	1	1	2	18
SURRY	-	-	-	4	-	4	4
SUSSEX	3	-	3	7	1	8	11
TAZEWELL	18	-	18	-	-	-	18
WARREN	15	-	15	4	1	5	20
WASHINGTON	3	-	3	1	-	1	4
WESTMORELAND	6	-	6	4	-	4	10
WISE	6	-	6	-	-	-	6
WYTHE	10	-	10	2	-	2	12
YORK	10	-	10	4	-	4	14
TOTAL COUNTIES	623	19	642	340	19	359	1,001
CITIES							
ALEXANDRIA	9	-	9	34	2	36	45
BEDFORD CITY	-	-	-	1	-	1	1
BRISTOL	11	-	11	3	-	3	14
BUENA VISTA	1	-	1	-	-	-	1
CHARLOTTESVILLE	13	-	13	20	4	24	37
CHESAPEAKE	16	-	16	17	1	18	34
CLIFTON FORGE	-	-	-	-	-	-	-
COLONIAL HEIGHTS	1	-	1	2	-	2	3
COVINGTON	-	-	-	-	-	-	-

TABLE II  
FELONS COMMITTED TO THE VIRGINIA STATE PENAL SYSTEM  
BY LOCATION OF COMMITTING COURT ACCORDING TO RACE AND SEX  
YEAR ENDED JUNE 30, 1975 (Continued)

COMMITTING COURT	WHITE			NON-WHITE			GRAND
	MALE	FEMALE	TOTAL	MALE	FEMALE	TOTAL	TOTAL
CITIES							
DANVILLE	24	2	26	22	2	24	50
EMPORIA	-	-	-	-	-	-	-
FAIRFAX CITY	-	-	-	1	-	1	1
FALLS CHURCH	-	-	-	-	-	-	-
FRANKLIN CITY	1	-	1	1	-	1	2
FREDERICKSBURG	14	-	14	6	-	6	20
GALAX	-	-	-	-	-	-	-
HAMPTON	16	4	20	32	-	32	52
HARRISONBURG	-	-	-	-	-	-	-
HOPEWELL	1	-	1	4	-	4	5
LEXINGTON	-	-	-	-	-	-	-
LYNCHBURG	15	2	17	36	1	37	54
MARTINSVILLE	11	-	11	10	1	11	22
NEWPORT NEWS	23	4	27	37	5	42	69
NORFOLK	89	7	96	164	15	179	275
NORTON	-	-	-	-	-	-	-
PETERSBURG	3	-	3	23	3	26	29
PORTSMOUTH	15	-	15	57	7	64	79
RADFORD	1	1	2	-	-	-	2
RICHMOND CITY	84	6	90	207	21	228	318
ROANOKE CITY	28	3	31	33	-	33	64
SALEM	7	1	8	2	1	3	11
SOUTH BOSTON	-	-	-	-	-	-	-
STAUNTON	10	-	10	3	-	3	13
SUFFOLK	12	-	12	38	1	39	51
VIRGINIA BEACH	25	2	27	14	1	15	42
WAYNESBORO	8	-	8	1	-	1	9

TABLE II  
FELONS COMMITTED TO THE VIRGINIA STATE PENAL SYSTEM  
BY LOCATION OF COMMITTING COURT ACCORDING TO RACE AND SEX  
YEAR ENDED JUNE 30, 1975 (Concluded)

COMMITTING COURT	WHITE			NON-WHITE			GRAND TOTAL
	MALE	FEMALE	TOTAL	MALE	FEMALE	TOTAL	
CITIES							
WILLIAMSBURG	8	-	8	11	1	12	20
WINCHESTER	4	1	5	2	-	2	7
TOTAL CITIES	450	33	483	781	66	847	1,330
GRAND TOTAL	1,073	52	1,125	1,121	85	1,206	2,331



**TABLE III**  
**FELONS COMMITTED TO THE VIRGINIA STATE PENAL SYSTEM**  
**BY OFFENSE ACCORDING TO TERM OF SENTENCE\***  
**YEAR ENDED JUNE 30, 1975**

OFFENSE	UNDER 1 YR.	1 YEAR	2 YRS	3 YRS	4 YRS	5 YRS	6 YRS	7 YRS	8 YRS	9 YRS	10 YRS
OFFENSES AGAINST PERSONS											
MURDER, 1ST DEGREE	-	-	-	-	-	-	-	-	-	-	-
MURDER, 2ND DEGREE	-	-	2	2	7	1	-	5	2	17	
MURDER, DEGREE NOT SPECIFIED	-	1	-	2	4	1	-	-	-	9	
MURDER, ATTEMPTED	-	1	1	2	7	1	1	2	-	3	
MANSLAUGHTER, VOLUNTARY	8	3	6	5	17	3	-	-	-	-	
MANSLAUGHTER, INVOLUNTARY	1	3	2	1	2	-	-	-	-	-	
MANSLUAGHTER, UNSPECIFIED	-	-	-	1	1	1	-	-	-	-	
RAPE	2	1	2	-	10	4	1	5	2	12	
RAPE, STATUTORY	3	4	2	1	2	-	-	-	-	1	
RAPE, ATTEMPTED	2	-	1	2	2	-	1	-	-	-	
ABDUCTION FOR PURPOSE OF RAPE	-	-	2	-	1	-	-	-	-	1	
CARNAL KNOWLEDGE OF CHILD	-	-	-	1	-	-	-	-	-	-	
AIDING & ABETTING RAPE	-	-	-	-	-	-	-	-	-	-	
ROBBERY, ARMED OR HIGHWAY	-	4	3	5	19	5	4	7	-	14	
ROBBERY, UNSPECIFIED	1	14	8	14	62	17	11	25	4	40	
ROBBERY, ATTEMPTED	-	1	8	-	5	-	-	1	-	3	
ASSAULT, FELONIOUS	4	2	9	12	10	17	3	1	5	1	4
ASSAULT WITH INTENT TO MAIM	1	-	3	-	3	-	-	-	-	-	
MAIMING	5	7	9	6	4	-	2	3	-	4	
MAYHEM	-	-	-	-	1	-	-	-	-	-	
SHOOT INTO OCCUPIED DWELLING	1	-	2	1	1	-	-	-	-	-	
SHOOTING INTO OCCUPIED VEHICLE	-	1	-	-	-	-	-	-	-	-	
KIDNAPPING	-	-	-	-	-	-	-	1	-	-	
ABDUCTION	1	4	2	1	2	2	-	-	-	2	
EXTORTION	-	-	-	1	1	-	-	1	-	1	
TOTAL OFFENSES AGAINST PERSONS	4	27	53	65	55	168	38	21	55	9	111

11 YRS	12 YRS	13 YRS	14 YRS	15 YRS	16 YRS	17 YRS	18 YRS	19 YRS	20-24 YEARS	25-29 YEARS	30-39 YEARS	40-49 YEARS	OVER 49 YRS	LIFE	DEATH	TOTAL
-	-	-	-	-	-	-	-	-	6	4	4	12	3	15	-	44
-	6	1	-	13	2	-	1	-	9	3	-	-	-	-	-	71
-	-	1	-	1	-	1	-	-	11	5	4	2	8	9	-	59
-	2	-	-	2	-	-	-	2	2	-	1	2	-	1	-	30
-	-	-	-	-	-	-	-	-	-	-	-	-	-	-	-	42
-	-	-	-	-	-	-	-	-	-	-	-	-	-	-	-	9
-	-	-	-	-	-	-	-	-	-	-	-	-	-	-	-	3
-	2	1	1	2	1	-	1	-	9	5	8	8	4	5	-	86
-	-	-	-	-	-	-	-	-	-	-	-	-	-	-	-	13
-	-	-	-	-	-	-	-	-	2	1	2	-	1	-	-	14
-	-	-	-	-	-	-	-	-	-	-	-	-	-	-	-	4
-	-	-	-	-	-	-	-	-	-	-	-	-	-	-	-	1
-	-	-	-	-	-	-	-	-	-	-	1	-	-	-	-	1
-	3	-	-	7	1	-	-	-	11	2	3	1	2	-	-	91
2	11	3	3	13	5	1	1	2	15	4	12	4	5	-	-	277
-	1	-	-	-	1	-	-	-	-	-	1	-	-	-	-	21
2	3	1	1	3	-	1	-	-	2	2	2	-	-	-	-	85
-	-	-	-	-	-	-	-	-	-	-	-	-	-	-	-	7
1	-	-	2	2	-	-	-	-	3	1	-	-	1	-	-	50
-	-	-	-	-	-	-	-	-	-	-	-	-	-	-	-	1
-	-	-	-	-	-	-	-	-	-	-	-	-	-	-	-	5
-	-	-	-	-	-	-	-	-	-	-	-	-	-	-	-	1
-	-	-	-	-	-	-	-	-	-	-	-	-	-	-	-	1
-	1	-	1	2	1	-	-	-	2	-	1	1	-	-	-	23
-	-	-	-	-	-	-	-	-	-	-	-	-	-	-	-	4
5	29	7	8	45	11	3	3	4	72	27	39	30	24	30	-	943

TABLE III  
FELONS COMMITTED TO THE VIRGINIA STATE PENAL SYSTEM  
BY OFFENSE ACCORDING TO TERM OF SENTENCE \*  
YEAR ENDED JUNE 30, 1975 (Continued)

OFFENSE	UNDER 1 YR.	1 YEAR	2 YRS	3 YRS	4 YRS	5 YRS	6 YRS	7 YRS	8 YRS	9 YRS	10 YRS
OFFENSES AGAINST PROPERTY											
BURGLARY	3	24	58	68	63	59	19	8	15	3	23
BURGLARY, ATTEMPTED		2	-	1	1	2	-	-	1	-	-
POSSESSION OF BURGLARY TOOLS		1	-	-	-	1	-	-	-	-	-
BREAK AND ENTER	2	9	25	33	17	17	8	5	5	2	5
BREAK AND ENTER, ATTEMPTED		-	1	-	-	-	-	-	-	-	-
LARCENY, GRAND (EXCEPT AUTO)	5	19	40	37	30	28	12	2	6	4	7
LARCENY, CERTAIN FARM ANIMALS		1	-	-	-	-	-	-	-	-	-
ATTEMPTED LARCENY		1	-	-	-	-	-	-	-	-	-
LARCENY, PETTY		4	3	1	-	-	1	-	-	-	-
SHOPLIFTING		2	1	1	-	-	-	-	-	-	-
POSSESSION OF STOLEN GOODS		1	2	3	2	-	-	-	-	-	-
LARCENY, THEFT OF AUTO		3	18	10	10	8	1	1	3	-	1
USE OF AUTO WITHOUT AUTHORITY		5	6	5	5	2	-	-	1	-	-
FRAUD & CREDIT CARD THEFT		2	4	5	-	-	1	-	-	-	-
BAD CHECKS		-	3	-	2	-	-	-	-	-	-
EMBEZZLEMENT		-	-	2	-	1	-	-	-	-	-
ARSON		1	1	5	5	1	-	-	-	-	-
VANDALISM		-	1	-	-	-	1	-	-	-	1
FORGERY OF CHECKS, UTTERING	1	8	36	19	25	10	9	1	3	1	3
TOTAL OFFENSES AGAINST PROPERTY	11	83	199	190	160	129	52	17	34	10	40
OFFENSES AGAINST DECENCY, MORALITY, PEACE, AND GOOD ORDER											
SODOMY	1	2	2	3	1	3	1	-	1	-	-
PANDERING AND SOLICITING		-	1	-	-	1	1	-	-	-	-
INCEST		-	-	-	1	-	-	-	-	-	-
MOLESTING; INDECENT LIBERTIES		-	1	1	1	1	-	-	-	-	-
INDECENT EXPOSURE		-	1	-	1	-	1	-	-	-	-

11 YRS	12 YRS	13 YRS	14 YRS	15 YRS	16 YRS	17 YRS	18 YRS	19 YRS	20-24 YEARS	25-29 YEARS	30-39 YEARS	40-49 YEARS	OVER 49 YRS	LIFE	DEATH	TOTAL
-----------	-----------	-----------	-----------	-----------	-----------	-----------	-----------	-----------	----------------	----------------	----------------	----------------	----------------	------	-------	-------

1	3	6	2	3	4	-	2	-	5	2	-	-	-	-	-	371
-	-	-	-	-	-	-	-	-	-	-	-	-	-	-	-	7
-	-	-	-	-	-	-	-	-	-	-	-	-	-	-	-	2
1	-	-	-	-	-	-	-	-	-	-	-	-	-	-	-	129
-	-	-	-	-	-	-	-	-	-	-	-	-	-	-	-	1
1	2	-	2	-	-	-	-	-	2	-	1	-	-	-	-	198
-	-	-	-	-	-	-	-	-	-	-	-	-	-	-	-	1
-	-	-	-	-	-	-	-	-	-	-	-	-	-	-	-	1
-	-	-	-	-	-	-	-	-	-	-	-	-	-	-	-	9
-	-	-	-	-	-	-	-	-	-	-	-	-	-	-	-	4
-	-	-	-	-	-	-	-	-	-	-	-	-	-	-	-	8
-	1	1	-	-	-	-	-	-	1	-	-	-	-	-	-	58
-	-	-	-	-	-	-	-	-	-	-	-	-	-	-	-	24
-	-	-	-	-	-	-	-	-	-	-	-	-	-	-	-	12
-	-	-	-	-	-	-	-	-	-	-	-	-	-	-	-	5
-	-	-	-	-	-	-	-	-	-	-	-	-	-	-	-	3
1	-	-	-	-	-	-	-	-	-	-	-	-	-	-	-	14
-	1	-	-	-	-	-	-	-	-	-	-	-	-	-	-	4
-	-	-	1	-	-	-	-	-	-	-	-	-	-	-	-	117
4	7	7	5	3	4	-	2	-	8	2	1	-	-	-	-	968
-	-	-	-	1	-	-	-	-	-	-	-	-	-	-	-	15
-	-	-	-	-	-	-	-	-	-	-	-	-	-	-	-	3
-	-	-	-	-	-	-	-	-	-	-	-	-	-	-	-	1
-	-	-	-	-	-	-	-	-	-	-	-	-	-	-	-	4
-	-	-	-	-	-	-	-	-	-	-	-	-	-	-	-	3

**TABLE III**  
**FELONS COMMITTED TO THE VIRGINIA STATE PENAL SYSTEM**  
**BY OFFENSE ACCORDING TO TERM OF SENTENCE\***  
**YEAR ENDED JUNE 30, 1975 (Continued)**

OFFENSE	UNDER 1 YR.	1 YEAR	2 YRS	3 YRS	4 YRS	5 YRS	6 YRS	7 YRS	8 YRS	9 YRS	10 YRS
OFFENSES AGAINST DECENCY, MORALITY, PEACE, AND GOOD ORDER											
FALSE PUBLIC ALARM (NOT FIRE)		-	1	-	-	-	-	-	-	-	-
POSSESSION OF FIRE ARMS		1	1	-	-	1	1	-	-	-	1
TOTAL OFFENSES AGAINST DECENCY, MORALITY, PEACE, AND GOOD ORDER	1	3	7	4	4	6	4	-	1	-	1
OFFENSES AGAINST PUBLIC JUSTICE AND ADMINISTRATION											
CONSPIRACY TO COMMIT A CRIME		-	-	-	1	-	-	-	-	-	-
PERJURY		-	1	-	1	-	-	-	-	-	-
ACCESSORY AFTER FACT		-	1	-	-	-	-	-	-	-	-
ESCAPE - ATTEMPTED ESCAPE		1	-	-	-	-	-	-	-	-	-
TOTAL OFFENSES AGAINST PUBLIC JUSTICE AND ADMINISTRATION		1	2	-	2	-	-	-	-	-	-
VIOLATIONS OF TRAFFIC AND VEHICLE LAWS											
DRIVING - INFLUENCE OF ALCOHOL		1	-	-	-	-	-	-	-	-	-
MIT AND RUN		1	3	-	-	-	-	-	-	-	-
DRIVING AFTER PERMIT REVOKED		1	-	1	-	-	-	-	-	-	-
HABITUAL OFFENDER		50	11	-	-	-	-	-	-	-	-
TOTAL VIOLATIONS OF TRAFFIC AND VEHICLE LAWS		53	14	1	-	-	-	-	-	-	-
OFFENSES AGAINST PUBLIC POLICY, ECONOMY, AND HEALTH											
VIOLATION OF NARCOTICS LAWS	8	18	45	44	42	82	12	8	13	2	16
TOTAL OFFENSES AGAINST PUBLIC POLICY, ECONOMY, AND HEALTH	8	18	45	44	42	82	12	8	13	2	16

11 YRS	12 YRS	13 YRS	14 YRS	15 YRS	16 YRS	17 YRS	18 YRS	19 YRS	20-24 YEARS	25-29 YEARS	30-39 YEARS	40-49 YEARS	OVER 49 YRS	LIFE	DEATH	TOTAL
-----------	-----------	-----------	-----------	-----------	-----------	-----------	-----------	-----------	----------------	----------------	----------------	----------------	----------------	------	-------	-------

-	-	-	-	-	-	-	-	-	-	-	-	-	-	-	-	1
-	-	-	-	-	-	-	-	-	2	1	-	1	-	-	-	9
-	-	-	-	1	-	-	-	-	2	1	-	1	-	-	-	36
-	-	-	-	-	-	-	-	-	-	-	-	-	-	1	-	2
-	-	-	-	-	-	-	-	-	-	-	-	-	-	-	-	2
-	-	-	-	-	-	-	-	-	-	-	-	-	-	-	-	1
-	-	-	-	-	-	-	-	-	-	-	-	-	-	-	-	1
-	-	-	-	-	-	-	-	-	-	-	-	-	-	1	-	6
-	-	-	-	-	-	-	-	-	-	-	-	-	-	-	-	1
-	-	-	-	-	-	-	-	-	-	-	-	-	-	-	-	4
-	-	-	-	-	-	-	-	-	-	-	-	-	-	-	-	2
-	-	-	-	-	-	-	-	-	-	-	-	-	-	-	-	61
-	-	-	-	-	-	-	-	-	-	-	-	-	-	-	-	68
3	-	1	1	3	1	-	-	-	3	2	2	3	-	-	-	309
3	-	1	1	3	1	-	-	-	3	2	2	3	-	-	-	309

TABLE III  
FELONS COMMITTED TO THE VIRGINIA STATE PENAL SYSTEM  
BY OFFENSE ACCORDING TO TERM OF SENTENCE\*  
YEAR ENDED JUNE 30, 1975 (Concluded)

OFFENSE	UNDER 1 YR.	1 YEAR	2 YRS	3 YRS	4 YRS	5 YRS	6 YRS	7 YRS	8 YRS	9 YRS	10 YRS
MISCELLANEOUS OFFENSES											
VIOLATION OF PROBATION, PAROLE		-	-	-	-	-	-	-	1	-	-
TOTAL MISCELLANEOUS OFFENSES		-	-	-	-	-	-	-	1	-	-
GRAND TOTAL	24	185	320	304	263	385	106	46	104	21	168

\* Sentences are shown to the nearest year, with six months or more being rounded up.

- 11	12	13	14	15	16	17	18	19	20-24	25-29	30-39	40-49	OVER				
YRS	YRS	YRS	YRS	YRS	YRS	YRS	YRS	YRS	YEARS	YEARS	YEARS	YEARS	49 YRS	LIFE	DEATH	TOTAL	

-	-	-	-	-	-	-	-	-	-	-	-	-	-	-	-	-	1
---	---	---	---	---	---	---	---	---	---	---	---	---	---	---	---	---	---

-	-	-	-	-	-	-	-	-	-	-	-	-	-	-	-	-	1
---	---	---	---	---	---	---	---	---	---	---	---	---	---	---	---	---	---

12	36	15	14	52	16	3	5	4	85	32	42	34	24	31	-	2,331
----	----	----	----	----	----	---	---	---	----	----	----	----	----	----	---	-------





TABLE IV  
FELONS COMMITTED TO THE VIRGINIA STATE PENAL SYSTEM  
BY SENTENCE ACCORDING TO RACE AND SEX  
YEAR ENDED JUNE 30, 1975

SENTENCE *	WHITE			NON-WHITE			GRAND TOTAL
	MALE	FEMALE	TOTAL	MALE	FEMALE	TOTAL	
UNDER ONE YEAR	17	2	19	4	1	5	24
1 YEAR	118	2	120	59	6	65	185
2 YEARS	179	12	191	111	18	129	320
3 YEARS	147	12	159	131	14	145	304
4 YEARS	112	8	120	130	13	143	263
5 YEARS	190	4	194	180	11	191	385
6 YEARS	45	2	47	54	5	59	106
7 YEARS	19	-	19	27	-	27	46
8 YEARS	44	2	46	52	6	58	104
9 YEARS	10	1	11	10	-	10	21
10 YEARS	61	2	63	101	4	105	168
11 YEARS	8	-	8	4	-	4	12
12 YEARS	6	-	6	28	2	30	36
13 YEARS	5	1	6	9	-	9	15
14 YEARS	6	-	6	7	1	8	14
15 YEARS	13	2	15	37	-	37	52
16 YEARS	5	-	5	11	-	11	16
17 YEARS	1	-	1	2	-	2	3
18 YEARS	3	-	3	2	-	2	5
19 YEARS	2	-	2	2	-	2	4
20 YEARS	25	-	25	44	-	44	69
21 YEARS	2	-	2	4	-	4	6
22 YEARS	2	-	2	2	-	2	4
23 YEARS	-	-	-	3	-	3	3
24 YEARS	-	-	-	3	-	3	3
25 YEARS	8	-	8	12	-	12	20
26 YEARS	1	-	1	4	-	4	5
27 YEARS	1	-	1	-	-	-	1
28 YEARS	1	-	1	2	-	2	3
29 YEARS	1	-	1	2	-	2	3
30 YEARS	9	1	10	12	-	12	22
31 YEARS	1	-	1	2	-	2	3
32 YEARS	2	-	2	2	-	2	4
34 YEARS	-	-	-	1	-	1	1
35 YEARS	2	-	2	4	-	4	6
36 YEARS	2	-	2	-	-	-	2
37 YEARS	-	-	-	1	-	1	1
38 YEARS	1	-	1	2	-	2	3
40 YEARS	5	-	5	15	1	16	21
41 YEARS	-	-	-	2	-	2	2
42 YEARS	-	-	-	1	-	1	1
43 YEARS	-	-	-	1	-	1	1
45 YEARS	-	-	-	3	-	3	3
47 YEARS	-	-	-	1	-	1	1
48 YEARS	1	-	1	2	-	2	3
49 YEARS	-	-	-	2	-	2	2
50 YEARS	2	1	3	3	1	4	7
51 YEARS	-	-	-	1	-	1	1
53 YEARS	-	-	-	2	-	2	2
58 YEARS	1	-	1	-	-	-	1
60 YEARS	3	-	3	2	-	2	5
65 YEARS	-	-	-	1	-	1	1
70 YEARS	-	-	-	1	-	1	1
85 YEARS	1	-	1	-	-	-	1
90 YEARS	1	-	1	-	-	-	1
95 YEARS	-	-	-	1	-	1	1
99 YEARS AND ABOVE	1	-	1	2	-	2	3
LIFE	9	-	9	20	2	22	31
TOTAL COMMITMENTS	1,073	52	1,125	1,121	95	1,206	2,331

\* Sentences are shown to the nearest year, with six months or more being rounded up.

TABLE V  
FELONS COMMITTED TO THE VIRGINIA STATE PENAL SYSTEM  
BY OFFENSE ACCORDING TO RACE AND SEX  
YEAR ENDED JUNE 30, 1975

OFFENSE	WHITE			NON-WHITE			GRAND TOTAL
	MALE	FEMALE	TOTAL	MALE	FEMALE	TOTAL	
OFFENSES AGAINST PERSONS							
MURDER, 1ST DEGREE	12	1	13	30	1	31	44
MURDER, 2ND DEGREE	22	3	25	41	5	46	71
MURDER, DEGREE NOT SPECIFIED	22	1	23	34	2	36	59
MURDER, ATTEMPTED	10	-	10	18	2	20	30
MANSLAUGHTER, VOLUNTARY	13	-	13	22	7	29	42
MANSLAUGHTER, INVOLUNTARY	1	2	3	5	1	6	9
MANSLUAGHTER, UNSPECIFIED	1	-	1	2	-	2	3
RAPE	39	-	39	47	-	47	86
RAPE, STATUTORY	9	-	9	4	-	4	13
RAPE, ATTEMPTED	8	-	8	6	-	6	14
ABDUCTION FOR PURPOSE OF RAPE	2	-	2	2	-	2	4
CARNAL KNOWLEDGE OF CHILD	1	-	1	-	-	-	1
AIDING & ABETTING RAPE	-	1	1	-	-	-	1
ROBBERY, ARMED OR HIGHWAY	25	-	25	63	3	66	91
ROBBERY, UNSPECIFIED	60	1	61	209	7	216	277
ROBBERY, ATTEMPTED	5	-	5	16	-	16	21
ASSAULT, FELONIOUS	32	1	33	50	2	52	85
ASSAULT WITH INTENT TO MAIM	3	-	3	4	-	4	7
MAIMING	17	1	18	31	1	32	50
MAYHEM	1	-	1	-	-	-	1
SHOOT INTO OCCUPIED DWELLING	3	-	3	2	-	2	5
SHOOTING INTO OCCUPIED VEHICLE	-	-	-	1	-	1	1
KIDNAPPING	1	-	1	-	-	-	1
ABDUCTION	19	1	20	3	-	3	23
EXTORTION	3	-	3	1	-	1	4
TOTAL OFFENSES AGAINST PERSONS	309	12	321	591	31	622	943

TABLE V  
FELONS COMMITTED TO THE VIRGINIA STATE PENAL SYSTEM  
BY OFFENSE ACCORDING TO RACE AND SEX  
YEAR ENDED JUNE 30, 1975 (Continued)

OFFENSE	WHITE			NON-WHITE			GRAND TOTAL
	MALE	FEMALE	TOTAL	MALE	FEMALE	TOTAL	
OFFENSES AGAINST PROPERTY							
BURGLARY	186	3	189	182	-	182	371
BURGLARY, ATTEMPTED	3	-	3	4	-	4	7
POSSESSION OF BURGLARY TOOLS	2	-	2	-	-	-	2
BREAK AND ENTER	74	-	74	54	1	55	129
BREAK AND ENTER, ATTEMPTED	-	-	-	1	-	1	1
LARCENY, GRAND (EXCEPT AUTO)	90	5	95	89	14	103	198
LARCENY, CERTAIN FARM ANIMALS	-	1	1	-	-	-	1
ATTEMPTED LARCENY	-	-	-	1	-	1	1
LARCENY, PETTY	2	1	3	2	4	6	9
SHOPLIFTING	-	-	-	1	3	4	4
POSSESSION OF STOLEN GOODS	5	-	5	2	1	3	8
LARCENY, THEFT OF AUTO	35	1	36	22	-	22	58
USE OF AUTO WITHOUT AUTHORITY	14	-	14	10	-	10	24
FRAUD & CREDIT CARD THEFT	3	2	5	6	1	7	12
BAD CHECKS	2	1	3	1	1	2	5
EMBEZZLEMENT	2	-	2	1	-	1	3
ARSON	7	2	9	5	-	5	14
VANDALISM	4	-	4	-	-	-	4
FORGERY OF CHECKS, UTTERING	40	12	52	46	19	65	117
TOTAL OFFENSES AGAINST PROPERTY	469	28	497	427	44	471	968
OFFENSES AGAINST DECENCY, MORALITY, PEACE, AND GOOD ORDER							
SODOMY	11	-	11	4	-	4	15
PANDERING AND SOLICITING	1	1	2	1	-	1	3
INCEST	-	-	-	1	-	1	1
MOLESTING; INDECENT LIBERTIES	3	-	3	1	-	1	4
INDECENT EXPOSURE	1	-	1	2	-	2	3

TABLE V  
FELONS COMMITTED TO THE VIRGINIA STATE PENAL SYSTEM  
BY OFFENSE ACCORDING TO RACE AND SEX  
YEAR ENDED JUNE 30, 1975 (Continued)

OFFENSE	WHITE			NON-WHITE			GRAND TOTAL
	MALE	FEMALE	TOTAL	MALE	FEMALE	TOTAL	
OFFENSES AGAINST DECENCY, MORALITY, PEACE, AND GOOD ORDER							
FALSE PUBLIC ALARM (NOT FIRE)	1	-	1	-	-	-	1
POSSESSION OF FIRE ARMS	3	-	3	6	-	6	9
TOTAL OFFENSES AGAINST DECENCY MORALITY, PEACE, AND GOOD ORDER	20	1	21	15	-	15	36
OFFENSES AGAINST PUBLIC JUSTICE AND ADMINISTRATION							
CONSPIRACY TO COMMIT A CRIME	-	1	1	-	1	1	2
PERJURY	1	1	2	-	-	-	2
ACCESSORY AFTER FACT	1	-	1	-	-	-	1
ESCAPE - ATTEMPTED ESCAPE	1	-	1	-	-	-	1
TOTAL OFFENSES AGAINST PUBLIC JUSTICE AND ADMINISTRATION	3	2	5	-	1	1	6
VIOLATIONS OF TRAFFIC AND VEHICLE LAWS							
DRIVING - INFLUENCE OF ALCOHOL	1	-	1	-	-	-	1
HIT AND RUN	2	-	2	2	-	2	4
DRIVING AFTER PERMIT REVOKED	2	-	2	-	-	-	2
HABITUAL OFFENDER	45	-	45	16	-	16	61
TOTAL VIOLATIONS OF TRAFFIC AND VEHICLE LAWS	50	-	50	18	-	18	68
OFFENSES AGAINST PUBLIC POLICY, ECONOMY, AND HEALTH							
VIOLATION OF NARCOTICS LAWS	221	9	230	70	9	79	309
TOTAL OFFENSES AGAINST PUBLIC POLICY, ECONOMY, AND HEALTH	221	9	230	70	9	79	309

TABLE V  
FELONS COMMITTED TO THE VIRGINIA STATE PENAL SYSTEM  
BY OFFENSE ACCORDING TO RACE AND SEX  
YEAR ENDED JUNE 30, 1975 (concluded)

OFFENSE	WHITE			NON-WHITE			GRAND TOTAL
	MALE	FEMALE	TOTAL	MALE	FEMALE	TOTAL	
MISCELLANEOUS OFFENSES							
VIOLATION OF PROBATION, PAROLE	1	-	1	-	-	-	1
TOTAL MISCELLANEOUS OFFENSES	1	-	1	-	-	-	1
GRAND TOTAL	1,073	52	1,125	1,121	85	1,206	2,331

TABLE VI  
FELONS COMMITTED TO THE VIRGINIA STATE PENAL SYSTEM  
BY MILITARY SERVICE ACCORDING TO RACE AND SEX  
YEAR ENDED JUNE 30, 1975

MILITARY SERVICE	WHITE			NON-WHITE			GRAND TOTAL
	MALE	FEMALE	TOTAL	MALE	FEMALE	TOTAL	
NO MILITARY SERVICE	659	47	706	807	79	886	1,592
HONORABLE DISCHARGE	167	-	167	152	-	152	319
MEDICAL DISCHARGE	23	-	23	11	-	11	34
GENERAL DISCHARGE	56	-	56	48	-	48	104
UNDESIRABLE DISCHARGE	73	-	73	37	-	37	110
BAD CONDUCT DISCHARGE	16	-	16	3	-	3	19
DISHONORABLE DISCHARGE	4	-	4	6	-	6	10
MEMBER OF ARMED FORCES AT TIME OF OFFENSE	46	-	46	24	-	24	70
INFORMATION NOT AVAILABLE	29	5	34	33	6	39	73
TOTAL COMMITMENTS	1,073	52	1,125	1,121	85	1,206	2,331

**TABLE VII**  
**FELONS COMMITTED TO THE VIRGINIA STATE PENAL SYSTEM**  
**BY PAROLE OR PARDON STATUS ACCORDING TO RACE AND SEX**  
**YEAR ENDED JUNE 30, 1975**

PAROLE OR PARDON STATUS AT COMMITMENT	WHITE			NON-WHITE			GRAND TOTAL
	MALE	FEMALE	TOTAL	MALE	FEMALE	TOTAL	
ON PAROLE	28	-	28	66	2	68	96
ON CONDITIONAL PARDON	-	-	-	-	-	-	-
DISCHARGED FROM PAROLE	38	-	38	42	2	44	82
DISCHARGED FROM COND. PARDON	-	-	-	-	-	-	-
NONE OF THE ABOVE	1,007	52	1,059	1,013	81	1,094	2,153
TOTAL COMMITMENTS	1,073	52	1,125	1,121	85	1,206	2,331

**TABLE VIII**  
**FELONS COMMITTED TO THE VIRGINIA STATE PENAL SYSTEM**  
**BY RELIGIOUS PREFERENCE ACCORDING TO RACE AND SEX**  
**YEAR ENDED JUNE 30, 1975**

RELIGIOUS PREFERENCE	WHITE			NON-WHITE			GRAND TOTAL
	MALE	FEMALE	TOTAL	MALE	FEMALE	TOTAL	
PROTESTANT	661	27	688	752	43	795	1,483
CATHOLIC	92	5	97	53	3	56	153
HEBREW	2	-	2	-	-	-	2
MUSLEM	3	-	3	24	-	24	27
MUSLIM	-	-	-	33	1	34	34
OTHER	21	2	23	21	-	21	44
NO PREFERENCE	156	6	162	120	9	129	291
INFORMATION NOT AVAILABLE	138	12	150	118	29	147	297
TOTAL COMMITMENTS	1,073	52	1,125	1,121	85	1,206	2,331

TABLE IX  
FELONS COMMITTED TO THE VIRGINIA STATE PENAL SYSTEM  
BY TESTED EDUCATIONAL LEVEL AT COMMITMENT ACCORDING TO RACE AND SEX  
YEAR ENDED JUNE 30, 1975

EDUCATION	WHITE			NON-WHITE			GRAND TOTAL
	MALE	FEMALE	TOTAL	MALE	FEMALE	TOTAL	
ILLITERATE - BEGINNER (0.0 - 4.9)	116	1	117	293	-	293	410
INTERMEDIATE (5.0 - 8.9)	458	-	458	579	-	579	1,037
ADVANCED (9.0 - 11.9)	346	1	347	127	-	127	474
HIGH SCHOOL AND ABOVE (12.0 AND ABOVE)	38	-	38	4	-	4	42
NOT TESTED	115	50	165	118	85	203	368
TOTAL COMMITMENTS	1,073	52	1,125	1,121	85	1,206	2,331

TABLE X  
FELONS COMMITTED TO THE VIRGINIA STATE PENAL SYSTEM  
BY INTELLIGENCE ACCORDING TO RACE AND SEX  
YEAR ENDED JUNE 30, 1975

INTELLIGENCE	WHITE			NON-WHITE			GRAND TOTAL
	MALE	FEMALE	TOTAL	MALE	FEMALE	TOTAL	
SEVERELY RETARDED	4	1	5	20	2	22	27
MODERATELY RETARDED	19	1	20	42	5	47	67
BORDERLINE	28	2	30	117	14	131	161
DULL NORMAL	118	7	125	238	14	252	377
NORMAL	516	14	530	589	9	598	1,128
BRIGHT NORMAL	292	5	297	86	1	87	384
SUPERIOR	80	-	80	11	-	11	91
NOT TESTED	16	22	38	18	40	58	96
TOTAL COMMITMENTS	1,073	52	1,125	1,121	85	1,206	2,331



TABLE XI  
FELONS COMMITTED TO THE VIRGINIA STATE PENAL SYSTEM  
BY STATUS OF PARENTS ACCORDING TO RACE AND SEX  
YEAR ENDED JUNE 30, 1975

STATUS OF PARENTS	WHITE			NON-WHITE			GRAND TOTAL
	MALE	FEMALE	TOTAL	MALE	FEMALE	TOTAL	
LIVING TOGETHER	452	22	474	290	17	307	781
SEPARATED	46	1	47	144	5	149	196
DIVORCED	181	10	191	121	7	128	319
NOT MARRIED	16	2	18	104	10	114	132
ONE PARENT DECEASED	273	9	282	315	27	342	624
BOTH PARENTS DECEASED	70	5	75	99	12	111	186
INFORMATION NOT AVAILABLE	35	3	38	48	7	55	93
TOTAL COMMITMENTS	1,073	52	1,125	1,121	85	1,206	2,331

TABLE XII  
FELONS COMMITTED TO THE VIRGINIA STATE PENAL SYSTEM  
BY MARITAL STATUS ACCORDING TO RACE AND SEX  
YEAR ENDED JUNE 30, 1975

MARITAL STATUS	WHITE			NON-WHITE			GRAND TOTAL
	MALE	FEMALE	TOTAL	MALE	FEMALE	TOTAL	
SINGLE	563	14	577	721	46	767	1,344
MARRIED	269	15	284	213	12	225	509
SEPARATED	108	10	118	112	13	125	243
DIVORCED	128	10	138	57	4	61	199
WIDOWED	5	3	8	14	10	24	32
INFORMATION NOT AVAILABLE	-	-	-	4	-	4	4
TOTAL COMMITMENTS	1,073	52	1,125	1,121	85	1,206	2,331

**TABLE XIII**  
**FELONS COMMITTED TO THE VIRGINIA STATE PENAL SYSTEM**  
**BY JUVENILE RECORD ACCORDING TO RACE AND SEX**  
**YEAR ENDED JUNE 30, 1975**

JUVENILE RECORD	WHITE			NON-WHITE			GRAND TOTAL
	MALE	FEMALE	TOTAL	MALE	FEMALE	TOTAL	
NO PREVIOUS JUVENILE RECORD	476	32	508	431	43	474	982
YES. OTHER THAN STATE WARD	290	7	297	291	23	314	611
STATE WARD, TRAINING SCHOOL	161	2	163	218	6	224	387
STATE WARD, OTHER	19	1	20	31	-	31	51
INFORMATION NOT AVAILABLE	127	10	137	150	13	163	300
TOTAL COMMITMENTS	1,073	52	1,125	1,121	85	1,206	2,331

**TABLE XIV**  
**FELONS COMMITTED TO THE VIRGINIA STATE PENAL SYSTEM**  
**BY DRUG AND ALCOHOL HABITS ACCORDING TO RACE AND SEX**  
**YEAR ENDED JUNE 30, 1975**

DRUG AND ALCOHOL HABITS	WHITE			NON-WHITE			GRAND TOTAL
	MALE	FEMALE	TOTAL	MALE	FEMALE	TOTAL	
HEAVY ALCOHOL USER	257	5	262	182	11	193	455
OCCASIONAL ALCOHOL USER	98	6	104	166	11	177	281
NO RECORD OF ALCOHOL OR DRUGS	40	9	49	93	15	108	157
DRUG USER	117	14	131	205	21	226	357
DRUG & HEAVY ALCOHOL USER	273	3	276	149	6	155	431
DRUG & OCCASIONAL ALCOHOL USER	275	4	279	304	8	312	591
INFORMATION NOT AVAILABLE	13	11	24	22	13	35	59
TOTAL COMMITMENTS	1,073	52	1,125	1,121	85	1,206	2,331



**SECTION C**

**FELONS CONFINED TO THE VIRGINIA STATE PENAL SYSTEM**



TABLE I  
FELONS CONFINED TO THE VIRGINIA STATE PENAL SYSTEM  
BY AGE GROUP ACCORDING TO RACE AND SEX  
ON JUNE 30, 1975

AGE	WHITE			NON-WHITE			GRAND TOTAL
	MALE	FEMALE	TOTAL	MALE	FEMALE	TOTAL	
15	-	-	-	1	-	1	1
16	4	-	4	2	-	2	6
17	16	1	17	38	1	39	56
18	48	1	49	67	2	69	118
19	94	4	98	149	1	150	248
20	140	5	145	188	4	192	337
21	159	1	160	186	7	193	353
22	157	4	161	196	5	201	362
23	140	6	146	199	11	210	356
24	127	5	132	188	5	193	325
25	113	4	117	177	15	192	309
26	113	4	117	204	10	214	331
27	93	4	97	145	8	153	250
28	88	2	90	142	4	146	236
29	71	-	71	111	6	117	188
30	70	1	71	92	4	96	167
31	66	2	68	81	6	87	155
32	51	4	55	80	5	85	140
33	48	1	49	70	4	74	123
34	32	2	34	61	1	62	96
35	43	1	44	59	1	60	104
36	30	4	34	50	2	52	86
37	26	2	28	43	1	44	72
38	31	2	33	38	3	41	74
39	40	1	41	63	-	63	104
40	36	-	36	24	1	25	61
41	31	1	32	25	3	28	60
42	27	-	27	36	1	37	64
43	29	1	30	34	1	35	65
44	24	1	25	24	1	25	50
45	19	1	20	21	1	22	42
46	28	1	29	18	4	22	51
47	16	-	16	23	2	25	41
48	16	1	17	16	-	16	33
49	15	1	16	15	2	17	33
50	11	-	11	17	1	18	29
51	13	-	13	17	-	17	30
52	14	2	16	15	1	16	32
53	13	-	13	12	-	12	25
54	6	-	6	13	2	15	21
55	5	-	5	13	-	13	18
56	9	-	9	13	-	13	22
57	6	-	6	13	-	13	19
58	11	-	11	10	-	10	21
59	5	-	5	7	-	7	12
60	3	-	3	5	-	5	8
61	4	-	4	4	1	5	9
62	2	1	3	5	-	5	8
63	2	-	2	2	1	3	5
64	5	-	5	-	-	-	5
65	1	-	1	4	-	4	5
66	2	-	2	-	-	-	2
67	1	-	1	1	-	1	2
68	-	-	-	3	-	3	3
69	2	-	2	-	-	-	2
70	1	1	2	5	-	5	7
72	1	-	1	-	-	-	1
73	1	-	1	-	-	-	1
74	-	-	-	1	-	1	1
TOTAL	2,159	72	2,231	3,026	128	3,154	5,385

**TABLE II**  
**FELONS CONFINED TO THE VIRGINIA STATE PENAL SYSTEM**  
**BY LOCATION OF COMMITTING COURT ACCORDING TO RACE AND SEX**  
**ON JUNE 30, 1975**

COMMITTING COURT COUNTIES	WHITE			NON-WHITE			GRAND TOTAL
	MALE	FEMALE	TOTAL	MALE	FEMALE	TOTAL	
ACCOMACK	21	-	21	16	-	16	37
ALBEMARLE	22	-	22	26	-	26	48
ALLEGHANY	5	-	5	1	-	1	6
AMELIA	2	-	2	6	-	6	8
AMHERST	12	-	12	13	1	14	26
APPOMATTOX	1	-	1	3	-	3	4
ARLINGTON	41	2	43	39	1	40	83
AUGUSTA	30	2	32	2	-	2	34
BATH	-	-	-	1	-	1	1
BEDFORD COUNTY	20	-	20	10	-	10	30
BLAND	1	-	1	-	-	-	1
BOTETOURT	12	-	12	1	-	1	13
BRUNSWICK	5	-	5	12	-	12	17
BUCHANAN	32	2	34	-	-	-	34
BUCKINGHAM	2	-	2	5	-	5	7
CAMPBELL	15	-	15	9	-	9	24
CAROLINE	5	-	5	8	-	8	13
CARROLL	18	-	18	1	-	1	19
CHARLES CITY	2	-	2	1	-	1	3
CHARLOTTE	1	-	1	6	1	7	8
CHESTERFIELD	32	1	33	25	2	27	60
CLARKE	3	-	3	6	-	6	9
CRAIG	1	-	1	-	-	-	1
CULPEPER	11	-	11	13	-	13	24
CUMBERLAND	1	1	2	5	-	5	7
DICKENSON	9	-	9	-	-	-	9
DINWIDDIE	11	1	12	16	-	16	28

TABLE II  
FELONS CONFINED TO THE VIRGINIA STATE PENAL SYSTEM  
BY LOCATION OF COMMITTING COURT ACCORDING TO RACE AND SEX  
ON JUNE 30, 1975 (Continued)

COMMITTING COURT COUNTIES	WHITE			NON-WHITE			GRAND TOTAL
	MALE	FEMALE	TOTAL	MALE	FEMALE	TOTAL	
ESSEX	5	-	5	6	-	6	11
FAIRFAX COUNTY	121	1	122	63	2	65	187
FAUQUIER	4	1	5	9	1	10	15
FLOYD	-	2	2	1	-	1	3
FLUVANNA	3	-	3	-	-	-	3
FRANKLIN COUNTY	26	1	27	5	-	5	32
FREDERICK	14	1	15	3	-	3	18
GILES	16	-	16	2	-	2	18
GLOUCESTER	7	1	8	4	-	4	12
GOOCHLAND	6	-	6	6	-	6	12
GRAYSON	7	-	7	3	-	3	10
GREENE	2	-	2	2	-	2	4
GREENSVILLE	4	-	4	14	1	15	19
HALIFAX	8	-	8	19	-	19	27
HANOVER	8	-	8	15	-	15	23
HENRICO	63	1	64	58	2	60	124
HENRY	45	1	46	34	1	35	81
HIGHLAND	1	-	1	-	-	-	1
ISLE OF WIGHT	5	1	6	29	1	30	36
JAMES CITY	2	-	2	4	-	4	6
KING AND QUEEN	1	-	1	-	-	-	1
KING GEORGE	3	-	3	1	-	1	4
KING WILLIAM	-	-	-	6	-	6	6
LANCASTER	3	-	3	2	-	2	5
LEE	7	-	7	-	-	-	7
LOUDOUN	9	-	9	6	-	6	15
LOUISA	6	-	6	10	1	11	17



**TABLE II**  
**FELONS CONFINED TO THE VIRGINIA STATE PENAL SYSTEM**  
**BY LOCATION OF COMMITTING COURT ACCORDING TO RACE AND SEX**  
**ON JUNE 30, 1975 (Continued)**

COMMITTING COURT COUNTIES	WHITE			NON-WHITE			GRAND TOTAL
	MALE	FEMALE	TOTAL	MALE	FEMALE	TOTAL	
LUNENBURG	1	-	1	17	-	17	18
MADISON	8	-	8	9	-	9	17
MATHEWS	4	1	5	2	-	2	7
MECKLENBURG	10	-	10	17	-	17	27
MIDDLESEX	1	-	1	-	-	-	1
MONTGOMERY	22	1	23	5	-	5	28
NANSEMOND	8	-	8	17	-	17	25
NELSON	8	-	8	8	-	8	16
NEW KENT	2	-	2	2	-	2	4
NORTHAMPTON	1	-	1	37	2	39	40
NORTHUMBERLAND	-	-	-	5	-	5	5
NOTTOWAY	8	-	8	12	-	12	20
ORANGE	11	-	11	7	-	7	18
PAGE	17	-	17	1	-	1	18
PATRICK	16	1	17	2	-	2	19
PITTSYLVANIA	17	-	17	30	-	30	47
POWHATAN	5	-	5	6	-	6	11
PRINCE EDWARD	4	-	4	3	-	3	7
PRINCE GEORGE	6	-	6	18	1	19	25
PRINCE WILLIAM	39	2	41	22	-	22	63
PULASKI	25	-	25	12	-	12	37
RAPPAHANNOCK	1	-	1	1	-	1	2
RICHMOND COUNTY	5	-	5	3	1	4	9
ROANOKE COUNTY	40	-	40	10	-	10	50
ROCKBRIDGE	10	-	10	3	-	3	13
ROCKINGHAM	40	-	40	3	-	3	43
RUSSELL	12	-	12	2	-	2	14

**TABLE II**  
**FELONS CONFINED TO THE VIRGINIA STATE PENAL SYSTEM**  
**BY LOCATION OF COMMITTING COURT ACCORDING TO RACE AND SEX**  
**ON JUNE 30, 1975 (Continued)**

COMMITTING COURT	WHITE			NON-WHITE			GRAND TOTAL
	MALE	FEMALE	TOTAL	MALE	FEMALE	TOTAL	
COUNTIES							
SCOTT	7	-	7	-	-	-	7
SHENANDOAH	-	-	-	-	-	-	-
SMYTH	21	1	22	-	-	-	22
SOUTHAMPTON	6	3	9	35	1	36	45
SPOTSYLVANIA	17	-	17	4	-	4	21
STAFFORD	17	1	18	3	1	4	22
SURRY	1	-	1	8	-	8	9
SUSSEX	3	-	3	16	1	17	20
TAZEWELL	23	-	23	2	-	2	25
WARREN	18	-	18	4	1	5	23
WASHINGTON	12	-	12	2	2	4	16
WESTMORELAND	5	-	5	12	-	12	17
WISE	15	-	15	1	-	1	16
WYTHE	22	-	22	7	-	7	29
YORK	19	-	19	10	-	10	29
TOTAL COUNTIES	1,198	29	1,227	885	24	909	2,136
CITIES							
ALEXANDRIA	27	-	27	66	3	69	96
BEDFORD CITY	-	-	-	-	-	-	-
BRISTOL	17	-	17	9	-	9	26
BUENA VISTA	2	-	2	1	-	1	3
CHARLOTTESVILLE	29	-	29	31	4	35	64
CHESAPEAKE	44	1	45	48	-	48	93
CLIFTON FORGE	2	-	2	-	-	-	2
COLONIAL HEIGHTS	3	-	3	4	-	4	7
COVINGTON	-	-	-	-	-	-	-

**TABLE II**  
**FELONS CONFINED TO THE VIRGINIA STATE PENAL SYSTEM**  
**BY LOCATION OF COMMITTING COURT ACCORDING TO RACE AND SEX**  
**ON JUNE 30, 1975 (Continued)**

COMMITTING COURT  CITIES	WHITE			NON-WHITE			GRAND TOTAL
	MALE	FEMALE	TOTAL	MALE	FEMALE	TOTAL	
DANVILLE	54	2	56	67	5	72	128
EMPORIA	-	-	-	-	-	-	-
FAIRFAX CITY	-	-	-	-	-	-	-
FALLS CHURCH	-	-	-	-	-	-	-
FRANKLIN CITY	1	-	1	1	-	1	2
FREDERICKSBURG	16	-	16	10	-	10	26
GALAX	-	-	-	-	-	-	-
HAMPTON	33	3	36	63	1	64	100
HARRISONBURG	-	-	-	-	-	-	-
HOPEWELL	2	-	2	7	1	8	10
LEXINGTON	-	-	-	-	-	-	-
LYNCHBURG	36	2	38	65	2	67	105
MARTINSVILLE	30	-	30	37	1	38	68
NEWPORT NEWS	41	5	46	125	10	135	181
NORFOLK	165	11	176	383	18	401	577
NORTON	-	-	-	2	1	3	3
PETERSBURG	10	1	11	88	5	93	104
PORTSMOUTH	34	1	35	184	10	194	229
RADFORD	1	-	1	1	-	1	2
RICHMOND CITY	182	9	191	681	36	717	908
ROANOKE CITY	79	3	82	78	2	80	162
SALEM	18	1	19	3	1	4	23
SOUTH BOSTON	-	-	-	-	-	-	-
STAUNTON	14	-	14	9	-	9	23
SUFFOLK	16	-	16	63	2	65	81
VIRGINIA BEACH	68	3	71	80	1	81	152
WAYNESBORO	7	-	7	7	-	7	14

**TABLE II**  
**FELONS CONFINED TO THE VIRGINIA STATE PENAL SYSTEM**  
**BY LOCATION OF COMMITTING COURT ACCORDING TO RACE AND SEX**  
**ON JUNE 30, 1975 (Concluded)**

COMMITTING COURT	WHITE			NON-WHITE			GRAND TOTAL
	MALE	FEMALE	TOTAL	MALE	FEMALE	TOTAL	
CITIES							
WILLIAMSBURG	15	-	15	23	1	24	39
WINCHESTER	15	1	16	5	-	5	21
TOTAL CITIES	961	43	1,004	2,141	104	2,245	3,249
GRAND TOTAL	2,159	72	2,231	3,026	128	3,154	5,385

**TABLE III**  
**FELONS CONFINED TO THE VIRGINIA STATE PENAL SYSTEM**  
**BY OFFENSE ACCORDING TO TERM OF SENTENCE \***  
**ON JUNE 30, 1975**

OFFENSE	UNDER 1 YR.	1 YEAR	2 YRS	3 YRS	4 YRS	5 YRS	6 YRS	7 YRS	8 YRS	9 YRS	10 YRS
OFFENSES AGAINST PERSONS											
MURDER, 1ST DEGREE	-	-	-	-	-	-	-	-	1	-	-
MURDER, 2ND DEGREE	-	-	-	2	15	4	4	11	4	38	
MURDER, DEGREE NOT SPECIFIED	-	1	-	2	5	1	1	-	-	9	
MURDER, ATTEMPTED	-	1	2	3	7	3	1	4	-	4	
MANSLAUGHTER, VOLUNTARY	3	2	7	6	25	5	3	-	-	-	
MANSLAUGHTER, INVOLUNTARY	1	3	3	1	1	1	-	-	-	2	
MANSLAUGHTER, UNSPECIFIED	-	1	-	-	1	2	1	-	-	-	
RAPE	1	1	1	-	13	7	3	10	2	22	
RAPE, STATUTORY	-	3	2	3	4	-	-	1	-	2	
RAPE, ATTEMPTED	1	-	2	3	4	4	1	4	-	1	
ABDUCTION FOR PURPOSE OF RAPE	-	-	2	-	2	-	-	-	-	2	
CARNAL KNOWLEDGE OF CHILD	-	-	2	1	-	-	-	-	-	-	
AIDING & ABETTING RAPE	-	-	-	-	-	-	-	-	-	-	
ROBBERY, ARMED OR HIGHWAY	-	4	3	12	54	31	20	44	16	82	
ROBBERY, BANK	-	-	-	-	-	-	-	1	-	-	
ROBBERY, UNSPECIFIED	-	9	7	9	67	24	16	26	10	41	
ROBBERY, ATTEMPTED	-	2	7	1	9	3	2	2	2	6	
ASSAULT, FELONIOUS	1	1	9	20	17	32	12	6	11	4	18
ASSAULT WITH INTENT TO MAIM	-	-	3	1	3	-	-	1	-	-	
MAIMING	2	6	10	10	11	5	5	4	-	10	
MAYHEM	-	-	-	1	-	-	-	1	-	-	
SHOOT INTO OCCUPIED DWELLING	-	-	1	2	2	-	1	1	2	-	
THREATEN BODILY HARM	-	-	-	-	-	-	-	-	-	1	
KIDNAPPING	-	-	-	-	-	-	-	1	-	1	
ABDUCTION	1	4	3	2	8	5	-	-	-	5	
EXTORTION	-	-	-	1	1	-	-	1	-	1	
TOTAL OFFENSES AGAINST PERSONS	1	10	46	75	77	264	107	64	124	40	245

11 YRS	12 YRS	13 YRS	14 YRS	15 YRS	16 YRS	17 YRS	18 YRS	19 YRS	20-24 YEARS	25-29 YEARS	30-39 YEARS	40-49 YEARS	OVER 49 YRS	LIFE	DEATH	TOTAL
-	1	1	1	2	1	1	1	-	45	36	51	50	51	206	2	450
4	18	2	3	35	10	5	9	4	80	17	12	4	2	-	-	283
2	2	2	-	-	2	2	2	-	15	6	4	3	8	13	-	80
1	2	1	-	5	3	-	1	1	8	1	3	4	1	1	-	57
1	1	-	-	-	-	-	-	-	-	-	-	-	-	-	-	53
1	-	-	-	-	-	-	-	-	-	-	-	-	-	-	-	13
-	-	-	-	-	-	-	-	-	-	-	-	-	-	-	-	5
-	6	4	3	12	2	2	4	2	21	19	27	17	35	69	-	283
-	2	1	-	-	1	1	-	-	3	2	2	-	2	2	-	31
2	1	-	-	5	3	-	-	2	5	3	9	6	8	12	-	76
-	-	-	-	-	-	1	-	-	1	-	-	1	-	-	-	9
-	-	-	-	-	-	-	-	-	1	-	-	-	-	-	-	4
-	-	-	-	-	-	-	-	-	-	-	1	-	-	-	-	1
21	40	14	6	57	26	11	11	7	105	52	51	33	38	22	-	760
-	-	-	-	-	-	1	-	-	1	-	1	-	1	-	-	5
4	12	5	9	25	11	8	5	5	32	12	23	11	12	3	-	386
1	4	3	-	2	1	1	-	-	-	2	2	-	-	-	-	50
7	7	7	2	8	5	4	3	1	18	11	12	1	2	1	-	220
-	-	-	-	-	-	-	-	-	-	-	-	-	-	-	-	8
3	5	-	2	5	1	1	2	2	9	1	3	2	1	-	-	100
-	-	-	-	-	-	-	-	-	-	-	-	-	-	-	-	2
1	-	-	-	-	-	-	-	-	-	-	1	-	-	-	-	11
-	-	-	-	-	-	-	-	-	-	-	-	-	-	-	-	1
-	-	-	-	-	-	-	-	-	2	-	-	1	-	-	-	5
1	4	-	1	5	2	1	1	-	7	2	3	3	2	-	-	60
-	-	-	-	-	-	-	-	-	-	-	-	-	-	-	-	4
49	105	40	27	161	68	39	39	24	353	164	205	136	163	329	2	2,957

**TABLE III**  
**FELONS CONFINED TO THE VIRGINIA STATE PENAL SYSTEM**  
**BY OFFENSE ACCORDING TO TERM OF SENTENCE\***  
**ON JUNE 30, 1975 (Continued)**

OFFENSE	UNDER 1 YR.	1 YEAR	2 YRS	3 YRS	4 YRS	5 YRS	6 YRS	7 YRS	8 YRS	9 YRS	10 YRS
<b>OFFENSES AGAINST PROPERTY</b>											
BURGLARY	2	11	49	95	108	115	64	47	44	22	46
BURGLARY, ATTEMPTED	-	-	1	1	1	-	-	-	1	1	-
POSSESSION OF BURGLARY TOOLS	1	-	-	-	1	1	-	-	-	-	-
BREAK AND ENTER	2	18	29	26	34	18	11	15	9	19	
BREAK AND ENTER, ATTEMPTED	-	1	-	-	-	-	1	-	-	-	-
LARCENY, GRAND (EXCEPT AUTO)	3	8	33	54	46	41	35	19	17	8	12
LARCENY, CERTAIN FARM ANIMALS	1	1	1	-	-	-	-	-	-	-	-
ATTEMPTED LARCENY	1	-	-	-	-	-	-	-	-	-	-
LARCENY, PETTY	2	3	1	3	1	-	2	-	-	-	-
PURSE SNATCHING	-	-	-	-	-	-	-	1	-	-	-
SHOPLIFTING	-	1	1	-	-	-	-	-	-	-	-
POSSESSION OF STOLEN GOODS	-	2	5	2	3	-	1	-	-	-	1
LARCENY, THEFT OF AUTO	3	11	11	18	9	8	3	12	2	6	
USE OF AUTO WITHOUT AUTHORITY	1	6	11	8	7	2	2	3	1	2	
TRANSPORT STOLEN CAR (FEDERAL)	-	-	-	-	-	-	-	-	-	-	-
FRAUD & CREDIT CARD THEFT	1	2	3	1	-	1	-	-	1	1	
BAD CHECKS	-	3	-	2	1	-	-	1	-	-	-
EMBEZZLEMENT	-	-	3	1	1	1	-	-	-	-	-
ARSON	1	1	9	6	4	4	1	4	1	2	
VANDALISM	-	1	-	-	-	1	-	-	-	-	-
FORGERY OF CHECKS, UTTERING	1	30	27	31	16	23	8	9	12	4	
FORGERY OF DOCUMENTS	-	-	-	-	-	1	-	2	-	-	-
<b>TOTAL OFFENSES AGAINST PROPERTY</b>	<b>5</b>	<b>33</b>	<b>162</b>	<b>251</b>	<b>253</b>	<b>234</b>	<b>159</b>	<b>95</b>	<b>109</b>	<b>57</b>	<b>93</b>
<b>OFFENSES AGAINST DECENCY, MORALITY, PEACE, AND GOOD ORDER</b>											
SODOMY	1	3	5	1	5	3	2	1	1	2	
PANDERING AND SOLICITING	-	1	-	-	1	1	-	-	-	-	-

11 YRS	12 YRS	13 YRS	14 YRS	15 YRS	16 YRS	17 YRS	18 YRS	19 YRS	20-24 YEARS	25-29 YEARS	30-39 YEARS	40-49 YEARS	OVER 49 YRS	LIFE	DEATH	TOTAL
27	13	23	14	16	13	5	5	9	34	12	9	5	2	2	-	792
-	-	-	-	-	1	-	-	-	-	-	-	-	-	-	-	6
-	-	-	-	1	-	-	-	-	-	-	-	-	-	-	-	4
4	5	4	5	7	1	5	1	-	6	1	1	1	-	-	-	222
-	-	-	-	-	-	-	-	-	-	-	-	-	-	-	-	2
6	6	5	2	9	4	2	2	2	7	3	2	2	1	-	-	329
-	-	-	-	-	-	-	-	-	-	-	-	-	-	-	-	3
-	-	-	-	-	-	-	-	-	-	-	-	-	-	-	-	1
-	-	-	-	-	-	-	-	-	-	-	-	-	-	-	-	12
-	-	-	-	-	-	-	-	-	-	-	-	-	-	-	-	1
-	-	-	-	-	-	-	-	-	-	-	-	-	-	-	-	2
-	1	-	-	-	-	-	-	-	-	-	-	-	-	-	-	15
1	1	2	2	2	1	1	1	-	2	1	-	-	-	-	-	97
-	2	1	-	1	2	-	-	-	-	-	-	-	-	-	-	49
-	-	-	-	-	-	-	-	1	-	-	-	-	-	-	-	1
-	-	-	-	-	-	-	-	-	-	-	-	-	-	-	-	10
-	-	-	-	-	-	-	-	-	-	-	-	-	-	-	-	7
-	-	-	-	-	-	-	-	-	-	-	-	-	-	-	-	6
1	-	-	-	1	-	-	-	-	3	1	2	-	-	-	-	41
-	1	-	-	-	-	-	-	-	1	-	-	-	-	-	-	4
2	5	2	1	1	1	2	1	1	7	1	1	-	-	-	-	186
-	-	-	-	-	-	-	-	-	-	-	-	-	-	-	-	3
41	34	37	24	38	23	15	10	13	60	19	15	8	3	2	-	1,793
2	-	1	1	2	-	1	-	-	-	1	-	1	-	-	-	33
-	-	-	-	-	-	-	-	-	-	-	-	-	-	-	-	3



**TABLE III**  
**FELONS CONFINED TO THE VIRGINIA STATE PENAL SYSTEM**  
**BY OFFENSE ACCORDING TO TERM OF SENTENCE \***  
**ON JUNE 30, 1975 (Continued)**

OFFENSE	UNDER 1 YR.	1 YEAR	2 YRS	3 YRS	4 YRS	5 YRS	6 YRS	7 YRS	8 YRS	9 YRS	10 YRS
<b>OFFENSES AGAINST DECENCY, MORALITY, PEACE, AND GOOD ORDER</b>											
INCEST	-	-	-	1	-	-	-	-	-	-	1
MOLESTING; INDECENT LIBERTIES	-	1	1	1	1	-	-	-	-	-	-
INDECENT EXPOSURE	-	-	-	1	1	1	-	-	-	-	2
BIGAMY	-	-	-	-	1	-	-	-	-	-	-
FALSE PUBLIC ALARM (NOT FIRE)	-	1	-	-	2	1	-	-	-	-	-
VIOLATING WEAPONS LAWS	-	-	-	-	-	-	-	-	-	-	1
POSSESSION OF FIRE ARMS	-	-	-	-	2	1	-	-	-	1	4
TOTAL OFFENSES AGAINST DECENCY MORALITY, PEACE, AND GOOD ORDER	1	6	6	4	13	7	2	1	2	10	
<b>OFFENSES AGAINST PUBLIC JUSTICE AND ADMINISTRATION</b>											
CONSPIRACY TO COMMIT A CRIME	-	-	-	1	-	1	-	1	-	-	-
PERJURY	-	1	1	1	1	-	-	-	-	-	-
ESCAPE - ATTEMPTED ESCAPE	-	2	-	-	-	1	-	-	-	-	-
TOTAL OFFENSES AGAINST PUBLIC JUSTICE AND ADMINISTRATION	-	3	1	2	1	2	-	1	-	-	-
<b>VIOLATIONS OF TRAFFIC AND VEHICLE LAWS</b>											
HIT AND RUN	-	1	-	-	1	-	-	-	-	-	-
DRIVING AFTER PERMIT REVOKED	1	-	-	-	-	-	-	-	-	-	-
HABITUAL OFFENDER	24	8	2	2	1	1	-	1	-	-	-
TOTAL VIOLATIONS OF TRAFFIC AND VEHICLE LAWS	25	9	2	2	2	1	-	1	-	-	-
<b>OFFENSES AGAINST PUBLIC POLICY, ECONOMY, AND HEALTH</b>											
ILLEGAL LIQUOR MANUFACTURE	-	-	-	-	-	1	-	-	-	-	-
VIOLATION OF NARCOTICS LAWS	9	28	38	54	104	41	22	26	13	57	

11 YRS	12 YRS	13 YRS	14 YRS	15 YRS	16 YRS	17 YRS	18 YRS	19 YRS	20-24 YEARS	25-29 YEARS	30-39 YEARS	40-49 YEARS	OVER 49 YRS	LIFE	DEATH	TOTAL
-----------	-----------	-----------	-----------	-----------	-----------	-----------	-----------	-----------	----------------	----------------	----------------	----------------	----------------	------	-------	-------

-	-	-	-	-	-	-	-	-	-	-	-	-	-	-	-	2
-	-	1	-	-	-	-	-	-	-	-	-	-	-	-	-	5
-	-	-	-	-	-	-	-	-	-	-	-	-	-	-	-	5
-	-	-	-	-	-	-	-	-	-	-	-	-	-	-	-	1
-	-	-	-	-	-	-	-	-	-	-	-	-	-	-	-	4
-	-	-	-	-	-	-	-	-	-	-	2	-	-	-	-	3
1	2	-	1	-	-	-	-	-	9	1	2	1	-	-	-	25
3	2	2	2	2	-	1	-	-	9	2	4	2	-	-	-	81

-	-	-	-	-	-	-	-	-	2	-	-	-	-	1	-	6
-	-	-	-	-	-	-	-	-	-	-	-	-	-	-	-	4
-	-	-	-	-	-	-	-	-	-	-	-	-	-	-	-	3
-	-	-	-	-	-	-	-	-	2	-	-	-	-	1	-	13

-	-	-	-	-	-	-	-	-	-	-	-	-	-	-	-	2
-	-	-	-	-	-	-	-	-	-	-	-	-	-	-	-	1
-	-	-	-	-	-	-	-	-	-	-	-	-	-	-	-	39
-	-	-	-	-	-	-	-	-	-	-	-	-	-	-	-	42

-	-	-	-	-	-	-	-	-	-	-	-	-	-	-	-	1
10	8	4	8	14	5	2	2	1	17	15	9	7	3	-	-	497

**TABLE III**  
**FELONS CONFINED TO THE VIRGINIA STATE PENAL SYSTEM**  
**BY OFFENSE ACCORDING TO TERM OF SENTENCE \***  
**ON JUNE 30, 1975 (Concluded)**

OFFENSE	UNDER 1 YR.	1 YEAR	2 YRS	3 YRS	4 YRS	5 YRS	6 YRS	7 YRS	8 YRS	9 YRS	10 YRS
OFFENSES AGAINST PUBLIC POLICY, ECONOMY, AND HEALTH											
TOTAL OFFENSES AGAINST PUBLIC POLICY, ECONOMY, AND HEALTH		9	28	38	54	104	42	22	26	13	57
MISCELLANEOUS OFFENSES											
VIOLATION OF PROBATION, PAROLE		-	-	-	-	-	-	-	1	-	-
TOTAL MISCELLANEOUS OFFENSES		-	-	-	-	-	-	-	1	-	-
GRAND TOTAL	6	78	254	373	392	618	318	183	263	112	405

\* Sentences are shown to the nearest year, with six months or more being rounded up.

11	12	13	14	15	16	17	18	19	20-24	25-29	30-39	40-49	OVER					
YRS	YRS	YRS	YRS	YRS	YRS	YRS	YRS	YRS	YEARS	YEARS	YEARS	YEARS	49 YRS	LIFE	DEATH		TOTAL	

10	8	4	8	14	5	2	2	1	17	15	9	7	3	-	-		498
----	---	---	---	----	---	---	---	---	----	----	---	---	---	---	---	--	-----

-	-	-	-	-	-	-	-	-	-	-	-	-	-	-	-		1
---	---	---	---	---	---	---	---	---	---	---	---	---	---	---	---	--	---

-	-	-	-	-	-	-	-	-	-	-	-	-	-	-	-		1
---	---	---	---	---	---	---	---	---	---	---	---	---	---	---	---	--	---

103	149	83	61	215	96	57	51	38	441	200	233	153	169	332	2		5,385
-----	-----	----	----	-----	----	----	----	----	-----	-----	-----	-----	-----	-----	---	--	-------

TABLE IV  
FELONS CONFINED TO THE VIRGINIA STATE PENAL SYSTEM  
BY SENTENCE ACCORDING TO RACE AND SEX  
ON JUNE 30, 1975

SENTENCE*	WHITE			NON-WHITE			GRAND TOTAL
	MALE	FEMALE	TOTAL	MALE	FEMALE	TOTAL	
UNDER ONE YEAR	5	-	5	-	1	1	6
1 YEAR	53	2	55	20	3	23	78
2 YEARS	138	10	148	92	14	106	254
3 YEARS	172	13	185	169	19	188	373
4 YEARS	179	13	192	183	17	200	392
5 YEARS	275	7	282	319	17	336	618
6 YEARS	144	4	148	161	9	170	318
7 YEARS	91	1	92	89	2	91	183
8 YEARS	100	3	103	149	11	160	263
9 YEARS	57	3	60	52	-	52	112
10 YEARS	159	2	161	236	8	244	405
11 YEARS	47	-	47	54	2	56	103
12 YEARS	47	-	47	100	2	102	149
13 YEARS	28	1	29	54	-	54	83
14 YEARS	20	-	20	40	1	41	61
15 YEARS	73	3	76	137	2	139	215
16 YEARS	34	-	34	61	1	62	96
17 YEARS	19	-	19	38	-	38	57
18 YEARS	20	-	20	30	1	31	51
19 YEARS	15	-	15	22	1	23	38
20 YEARS	96	2	98	191	6	197	295
21 YEARS	15	-	15	33	1	34	49
22 YEARS	13	-	13	24	-	24	37
23 YEARS	11	1	12	16	1	17	29
24 YEARS	12	-	12	19	-	19	31
25 YEARS	37	1	38	74	2	76	114
26 YEARS	5	-	5	20	-	20	25
27 YEARS	6	-	6	13	-	13	19
28 YEARS	9	1	10	23	-	23	33
29 YEARS	3	-	3	6	-	6	9
30 YEARS	27	1	28	70	1	71	99
31 YEARS	5	-	5	12	-	12	17
32 YEARS	6	-	6	11	-	11	17
33 YEARS	4	-	4	13	-	13	17
34 YEARS	4	-	4	8	-	8	12
35 YEARS	10	1	11	21	-	21	32
36 YEARS	3	-	3	7	-	7	10
37 YEARS	4	-	4	5	-	5	9
38 YEARS	8	-	8	7	-	7	15
39 YEARS	1	-	1	4	-	4	5
40 YEARS	25	-	25	52	1	53	78
41 YEARS	-	-	-	11	-	11	11
42 YEARS	1	-	1	5	-	5	6
43 YEARS	4	-	4	10	-	10	14
44 YEARS	1	-	1	3	-	3	4
45 YEARS	5	-	5	25	-	25	30
46 YEARS	-	-	-	2	-	2	2
47 YEARS	-	-	-	2	-	2	2
48 YEARS	-	-	-	5	-	5	5
49 YEARS	-	-	-	1	-	1	1
50 YEARS	15	1	16	29	1	30	46
51 YEARS	2	-	2	5	-	5	7
52 YEARS	1	-	1	1	-	1	2
53 YEARS	2	-	2	5	-	5	7
54 YEARS	-	-	-	2	-	2	2
55 YEARS	-	1	1	2	-	2	3

TABLE IV  
FELONS CONFINED TO THE VIRGINIA STATE PENAL SYSTEM  
BY SENTENCE ACCORDING TO RACE AND SEX  
ON JUNE 30, 1975 (Concluded)

SENTENCE*	WHITE			NON-WHITE			GRAND TOTAL
	MALE	FEMALE	TOTAL	MALE	FEMALE	TOTAL	
56 YEARS	-	-	-	5	-	5	5
57 YEARS	2	-	2	1	-	1	3
58 YEARS	2	-	2	-	-	-	2
59 YEARS	-	-	-	1	-	1	1
60 YEARS	6	-	6	10	-	10	16
61 YEARS	1	-	1	2	-	2	3
62 YEARS	1	-	1	-	-	-	1
63 YEARS	1	-	1	2	-	2	3
64 YEARS	-	-	-	1	-	1	1
65 YEARS	2	-	2	6	-	6	8
66 YEARS	-	-	-	1	-	1	1
67 YEARS	1	-	1	-	-	-	1
68 YEARS	-	-	-	1	-	1	1
69 YEARS	-	-	-	1	-	1	1
70 YEARS	2	-	2	4	-	4	6
71 YEARS	1	-	1	1	-	1	2
74 YEARS	1	-	1	2	-	2	3
75 YEARS	-	-	-	4	-	4	4
77 YEARS	1	-	1	-	-	-	1
79 YEARS	2	-	2	-	-	-	2
80 YEARS	-	-	-	6	-	6	6
81 YEARS	1	-	1	-	-	-	1
82 YEARS	-	-	-	1	-	1	1
85 YEARS	-	-	-	1	-	1	1
86 YEARS	1	-	1	-	-	-	1
89 YEARS	1	-	1	-	-	-	1
90 YEARS	3	-	3	2	-	2	5
91 YEARS	-	-	-	1	-	1	1
95 YEARS	-	-	-	1	-	1	1
98 YEARS	2	-	2	-	-	-	2
99 YEARS AND ABOVE	3	-	3	14	-	14	17
LIFE	114	1	115	213	4	217	332
DEATH	-	-	-	2	-	2	2
TOTAL	2,159	72	2,231	3,026	128	3,154	5,385

\* Sentences are shown to the nearest year, with six months or more being rounded up.

TABLE V  
FELONS CONFINED TO THE VIRGINIA STATE PENAL SYSTEM  
BY OFFENSE ACCORDING TO RACE AND SEX  
ON JUNE 30, 1975

OFFENSE	WHITE			NON-WHITE			GRAND TOTAL
	MALE	FEMALE	TOTAL	MALE	FEMALE	TOTAL	
OFFENSES AGAINST PERSONS							
MURDER, 1ST DEGREE	162	6	168	274	8	282	450
MURDER, 2ND DEGREE	95	6	101	172	10	182	283
MURDER, DEGREE NOT SPECIFIED	26	2	28	49	3	52	80
MURDER, ATTEMPTED	15	-	15	40	2	42	57
MANSLAUGHTER, VOLUNTARY	16	1	17	29	7	36	53
MANSLAUGHTER, INVOLUNTARY	4	3	7	5	1	6	13
MANSLUAGHTER, UNSPECIFIED	2	-	2	3	-	3	5
RAPE	96	1	97	186	-	186	283
RAPE, STATUTORY	25	-	25	6	-	6	31
RAPE, ATTEMPTED	32	-	32	44	-	44	76
ABDUCTION FOR PURPOSE OF RAPE	4	-	4	5	-	5	9
CARNAL KNOWLEDGE OF CHILD	3	-	3	1	-	1	4
AIDING & ABETTING RAPE	-	1	1	-	-	-	1
ROBBERY, ARMED OR HIGHWAY	179	1	180	572	8	580	760
ROBBERY, BANK	2	-	2	3	-	3	5
ROBBERY, UNSPECIFIED	76	1	77	302	7	309	386
ROBBERY, ATTEMPTED	7	-	7	42	1	43	50
ASSAULT, FELONIOUS	79	2	81	133	6	139	220
ASSAULT WITH INTENT TO MAIM	3	-	3	5	-	5	8
MAIMING	34	1	35	64	1	65	100
MAYHEM	2	-	2	-	-	-	2
SHOT INTO OCCUPIED DWELLING	7	-	7	4	-	4	11
THREATEN BODILY HARM	1	-	1	-	-	-	1
KIDNAPPING	2	-	2	3	-	3	5
ABDUCTION	41	1	42	18	-	18	60
EXTORTION	3	-	3	1	-	1	4
TOTAL OFFENSES AGAINST PERSONS	916	26	942	1,961	54	2,015	2,957

TABLE V  
FELONS CONFINED TO THE VIRGINIA STATE PENAL SYSTEM  
BY OFFENSE ACCORDING TO RACE AND SEX  
ON JUNE 30, 1975 (Continued)

OFFENSE	WHITE			NON-WHITE			GRAND TOTAL
	MALE	FEMALE	TOTAL	MALE	FEMALE	TOTAL	
OFFENSES AGAINST PROPERTY							
BURGLARY	393	4	397	393	2	395	792
BURGLARY, ATTEMPTED	3	-	3	3	-	3	6
POSSESSION OF BURGLARY TOOLS	2	-	2	2	-	2	4
BREAK AND ENTER	122	-	122	99	1	100	222
BREAK AND ENTER, ATTEMPTED	1	-	1	1	-	1	2
LARCENY, GRAND (EXCEPT AUTO)	150	8	158	153	18	171	329
LARCENY, CERTAIN FARM ANIMALS	1	1	2	1	-	1	3
ATTEMPTED LARCENY	-	-	-	1	-	1	1
LARCENY, PETTY	1	1	2	3	7	10	12
PURSE SNATCHING	-	-	-	1	-	1	1
SHOPLIFTING	-	-	-	-	2	2	2
POSSESSION OF STOLEN GOODS	6	1	7	7	1	8	15
LARCENY, THEFT OF AUTO	58	1	59	38	-	38	97
USE OF AUTO WITHOUT AUTHORITY	29	-	29	20	-	20	49
TRANSPORT STOLEN CAR (FEDERAL)	1	-	1	-	-	-	1
FRAUD & CREDIT CARD THEFT	3	2	5	4	1	5	10
BAD CHECKS	4	1	5	1	1	2	7
EMBEZZLEMENT	4	-	4	2	-	2	6
ARSON	23	2	25	15	1	16	41
VANDALISM	4	-	4	-	-	-	4
FORGERY OF CHECKS, UTTERING	77	13	90	73	23	96	186
FORGERY OF DOCUMENTS	1	-	1	2	-	2	3
TOTAL OFFENSES AGAINST PROPERTY	883	34	917	819	57	876	1,793
OFFENSES AGAINST DECENCY, MORALITY, PEACE, AND GOOD ORDER							
SODOMY	20	-	20	13	-	13	33
PANDERING AND SOLICITING	1	1	2	1	-	1	3



TABLE V  
FELONS CONFINED TO THE VIRGINIA STATE PENAL SYSTEM  
BY OFFENSE ACCORDING TO RACE AND SEX  
ON JUNE 30, 1975 (Continued)

OFFENSE	WHITE			NON-WHITE			GRAND
	MALE	FEMALE	TOTAL	MALE	FEMALE	TOTAL	TOTAL
OFFENSES AGAINST DECENCY, MORALITY, PEACE, AND GOOD ORDER							
INCEST	-	-	-	2	-	2	2
MOLESTING; INDECENT LIBERTIES	4	-	4	1	-	1	5
INDECENT EXPOSURE	4	-	4	1	-	1	5
BIGAMY	1	-	1	-	-	-	1
FALSE PUBLIC ALARM (NOT FIRE)	4	-	4	-	-	-	4
VIOLATING WEAPONS LAWS	-	-	-	3	-	3	3
POSSESSION OF FIRE ARMS	4	-	4	21	-	21	25
TOTAL OFFENSES AGAINST DECENCY MORALITY, PEACE, AND GOOD ORDER	38	1	39	42	-	42	81
OFFENSES AGAINST PUBLIC JUSTICE AND ADMINISTRATION							
CONSPIRACY TO COMMIT A CRIME	1	1	2	3	1	4	6
PERJURY	2	1	3	1	-	1	4
ESCAPE - ATTEMPTED ESCAPE	2	-	2	1	-	1	3
TOTAL OFFENSES AGAINST PUBLIC JUSTICE AND ADMINISTRATION	5	2	7	5	1	6	13
VIOLATIONS OF TRAFFIC AND VEHICLE LAWS							
HIT AND RUN	2	-	2	-	-	-	2
DRIVING AFTER PERMIT REVOKED	1	-	1	-	-	-	1
HABITUAL OFFENDER	28	-	28	11	-	11	39
TOTAL VIOLATIONS OF TRAFFIC AND VEHICLE LAWS	31	-	31	11	-	11	42
OFFENSES AGAINST PUBLIC POLICY, ECONOMY, AND HEALTH							
ILLEGAL LIQUOR MANUFACTURE	1	-	1	-	-	-	1
VIOLATION OF NARCOTICS LAWS	284	9	293	188	16	204	497

**TABLE V**  
**FELONS CONFINED TO THE VIRGINIA STATE PENAL SYSTEM**  
**BY OFFENSE ACCORDING TO RACE AND SEX**  
**ON JUNE 30, 1975 (Concluded)**

OFFENSE	WHITE			NON-WHITE			GRAND TOTAL
	MALE	FEMALE	TOTAL	MALE	FEMALE	TOTAL	
OFFENSES AGAINST PUBLIC POLICY, ECONOMY, AND HEALTH							
TOTAL OFFENSES AGAINST PUBLIC POLICY, ECONOMY, AND HEALTH	285	9	294	188	16	204	498
MISCELLANEOUS OFFENSES							
VIOLATION OF PROBATION, PAROLE	1	-	1	-	-	-	1
TOTAL MISCELLANEOUS OFFENSES	1	-	1	-	-	-	1
GRAND TOTAL	2,159	72	2,231	3,026	128	3,154	5,385

**TABLE VI**  
**FELONS CONFINED TO THE VIRGINIA STATE PENAL SYSTEM**  
**BY MILITARY SERVICE ACCORDING TO RACE AND SEX**  
**ON JUNE 30, 1975**

MILITARY SERVICE	WHITE			NON-WHITE			GRAND TOTAL
	MALE	FEMALE	TOTAL	MALE	FEMALE	TOTAL	
NO MILITARY SERVICE	1,307	63	1,370	2,357	121	2,478	3,848
HONORABLE DISCHARGE	339	1	340	337	-	337	677
MEDICAL DISCHARGE	40	-	40	36	-	36	76
GENERAL DISCHARGE	119	-	119	91	-	91	210
UNDESIRABLE DISCHARGE	169	-	169	86	-	86	255
BAD CONDUCT DISCHARGE	36	-	36	9	-	9	45
DISHONORABLE DISCHARGE	20	-	20	19	-	19	39
MEMBER OF ARMED FORCES AT TIME OF OFFENSE	93	-	93	48	-	48	141
INFORMATION NOT AVAILABLE	36	8	44	43	7	50	94
TOTAL	2,159	72	2,231	3,026	128	3,154	5,385

**TABLE VII**  
**FELONS CONFINED TO THE VIRGINIA STATE PENAL SYSTEM**  
**BY PAROLE OR PARDON STATUS ACCORDING TO RACE AND SEX**  
**ON JUNE 30, 1975**

PAROLE OR PARDON STATUS AT COMMITMENT	WHITE			NON-WHITE			GRAND TOTAL
	MALE	FEMALE	TOTAL	MALE	FEMALE	TOTAL	
ON PAROLE	93	-	93	190	6	196	289
ON CONDITIONAL PARDON	-	-	-	-	-	-	-
DISCHARGED FROM PAROLE	101	-	101	139	6	145	246
DISCHARGED FROM COND. PARDON	-	-	-	-	-	-	-
NONE OF THE ABOVE	1,965	72	2,037	2,697	116	2,813	4,850
TOTAL	2,159	72	2,231	3,026	128	3,154	5,385

**TABLE VIII**  
**FELONS CONFINED TO THE VIRGINIA STATE PENAL SYSTEM**  
**BY RELIGIOUS PREFERENCE ACCORDING TO RACE AND SEX**  
**ON JUNE 30, 1975**

RELIGIOUS PREFERENCE	WHITE			NON-WHITE			GRAND TOTAL
	MALE	FEMALE	TOTAL	MALE	FEMALE	TOTAL	
PROTESTANT	1,340	41	1,381	2,054	76	2,130	3,511
CATHOLIC	172	5	177	105	4	109	286
HEBREW	5	-	5	3	-	3	8
MOSLEM	5	-	5	60	-	60	65
MUSLIM	-	-	-	48	2	50	50
OTHER	26	2	28	34	2	36	64
NO PREFERENCE	370	9	379	446	14	460	839
INFORMATION NOT AVAILABLE	241	15	256	276	30	306	562
TOTAL	2,159	72	2,231	3,026	128	3,154	5,385

**TABLE IX**  
**FELONS CONFINED TO THE VIRGINIA STATE PENAL SYSTEM**  
**BY TESTED EDUCATIONAL LEVEL AT COMMITMENT ACCORDING TO RACE AND SEX**  
**ON JUNE 30, 1975**

EDUCATION	WHITE			NON-WHITE			GRAND TOTAL
	MALE	FEMALE	TOTAL	MALE	FEMALE	TOTAL	
ILLITERATE - BEGINNER (0.0 - 4.9)	382	3	385	1,121	15	1,136	1,521
INTERMEDIATE (5.0 - 8.9)	1,095	6	1,101	1,459	19	1,478	2,579
ADVANCED (9.0 - 11.9)	479	6	485	193	2	195	680
HIGH SCHOOL AND ABOVE (12.0 AND ABOVE)	50	2	52	11	-	11	63
NOT TESTED	153	55	208	242	92	334	542
TOTAL	2,159	72	2,231	3,026	128	3,154	5,385

**TABLE X**  
**FELONS CONFINED TO THE VIRGINIA STATE PENAL SYSTEM**  
**BY INTELLIGENCE ACCORDING TO RACE AND SEX**  
**ON JUNE 30, 1975**

INTELLIGENCE	WHITE			NON-WHITE			GRAND TOTAL
	MALE	FEMALE	TOTAL	MALE	FEMALE	TOTAL	
SEVERELY RETARDED	7	-	7	61	2	63	70
MODERATELY RETARDED	40	1	41	166	9	175	216
BORDERLINE	92	5	97	451	25	476	573
DULL NORMAL	287	16	303	765	31	796	1,099
NORMAL	1,076	21	1,097	1,358	15	1,373	2,470
BRIGHT NORMAL	512	7	519	177	1	178	697
SUPERIOR	124	1	125	14	-	14	139
NOT TESTED	21	21	42	34	45	79	121
TOTAL	2,159	72	2,231	3,026	128	3,154	5,385

**TABLE XI**  
**FELONS CONFINED TO THE VIRGINIA STATE PENAL SYSTEM**  
**BY STATUS OF PARENTS ACCORDING TO RACE AND SEX**  
**ON JUNE 30, 1975**

STATUS OF PARENTS	WHITE			NON-WHITE			GRAND TOTAL
	MALE	FEMALE	TOTAL	MALE	FEMALE	TOTAL	
LIVING TOGETHER	818	31	849	770	23	793	1,642
SEPARATED	101	1	102	379	14	393	495
DIVORCED	408	11	419	335	11	346	765
NOT MARRIED	43	3	46	372	22	394	440
ONE PARENT DECEASED	555	17	572	821	35	856	1,428
BOTH PARENTS DECEASED	190	5	195	281	14	295	490
INFORMATION NOT AVAILABLE	44	4	48	68	9	77	125
TOTAL	2,159	72	2,231	3,026	128	3,154	5,385

**TABLE XII**  
**FELONS CONFINED TO THE VIRGINIA STATE PENAL SYSTEM**  
**BY MARITAL STATUS ACCORDING TO RACE AND SEX**  
**ON JUNE 30, 1975**

MARITAL STATUS	WHITE			NON-WHITE			GRAND TOTAL
	MALE	FEMALE	TOTAL	MALE	FEMALE	TOTAL	
SINGLE	1,049	15	1,064	1,913	61	1,974	3,038
MARRIED	545	19	564	568	18	586	1,150
SEPARATED	219	15	234	335	27	362	596
DIVORCED	296	13	309	136	9	145	454
WIDOWED	50	10	60	72	13	85	145
INFORMATION NOT AVAILABLE	-	-	-	2	-	2	2
TOTAL	2,159	72	2,231	3,026	128	3,154	5,385

**TABLE XIII**  
**FELONS CONFINED TO THE VIRGINIA STATE PENAL SYSTEM**  
**BY JUVENILE RECORD ACCORDING TO RACE AND SEX**  
**ON JUNE 30, 1975**

JUVENILE RECORD	WHITE			NON-WHITE			GRAND TOTAL
	MALE	FEMALE	TOTAL	MALE	FEMALE	TOTAL	
NO PREVIOUS JUVENILE RECORD	983	46	1,029	1,253	72	1,325	2,354
YES, OTHER THAN STATE WARD	548	9	557	690	26	716	1,273
STATE WARD, TRAINING SCHOOL	394	7	401	738	15	753	1,154
STATE WARD, OTHER	37	-	37	57	-	57	94
INFORMATION NOT AVAILABLE	197	10	207	288	15	303	510
TOTAL	2,159	72	2,231	3,026	128	3,154	5,385

**TABLE XIV**  
**FELONS CONFINED TO THE VIRGINIA STATE PENAL SYSTEM**  
**BY DRUG AND ALCOHOL HABITS ACCORDING TO RACE AND SEX**  
**ON JUNE 30, 1975**

DRUG AND ALCOHOL HABITS	WHITE			NON-WHITE			GRAND TOTAL
	MALE	FEMALE	TOTAL	MALE	FEMALE	TOTAL	
HEAVY ALCOHOL USER	592	8	600	454	16	470	1,070
OCCASIONAL ALCOHOL USER	458	15	473	945	23	968	1,441
NO RECORD OF ALCOHOL OR DRUGS	123	13	136	307	20	327	463
DRUG USER	237	16	253	508	37	545	798
DRUG & HEAVY ALCOHOL USER	305	3	308	189	6	195	503
DRUG & OCCASIONAL ALCOHOL USER	389	6	395	521	11	532	927
INFORMATION NOT AVAILABLE	55	11	66	102	15	117	183
TOTAL	2,159	72	2,231	3,026	128	3,154	5,385



**SECTION D**

**MISDEMEANANTS OR FELONS RECEIVING MISDEMEANANT SENTENCES  
COMMITTED TO THE VIRGINIA STATE PENAL SYSTEM**





**TABLE I**  
**MISDEMEANANTS OR FELONS RECEIVING MISDEMEANANT SENTENCES COMMITTED**  
**TO THE JAMES RIVER CORRECTIONAL CENTER, CORRECTIONAL FIELD UNITS,**  
**SOUTHAMPTON CORRECTIONAL CENTER OR VIRGINIA CORRECTIONAL CENTER FOR WOMEN**  
**BY AGE GROUP ACCORDING TO RACE, YEAR ENDED JUNE 30, 1975**

<u>AGE GROUPS</u>	<u>TOTAL</u> <u>COMMITMENTS</u>			<u>JAMES RIVER</u> <u>CORRECTIONAL CENTER</u>			<u>CORRECTIONAL</u> <u>FIELD UNITS</u>			<u>SOUTHAMPTON</u> <u>CORRECTIONAL CENTER</u>			<u>VIRGINIA CORRECTIONAL</u> <u>CENTER FOR WOMEN</u>		
	<u>White</u>	<u>Non-</u> <u>White</u>	<u>Total</u>	<u>White</u>	<u>Non-</u> <u>White</u>	<u>Total</u>	<u>White</u>	<u>Non-</u> <u>White</u>	<u>Total</u>	<u>White</u>	<u>Non-</u> <u>White</u>	<u>Total</u>	<u>White</u>	<u>Non-</u> <u>White</u>	<u>Total</u>
15	1	3	4	-	-	-	-	-	-	1	3	4	-	-	-
16-17	44	28	72	-	-	-	-	-	-	42	25	67	2	3	5
18-19	151	83	234	2	1	3	137	71	208	3	2	5	9	9	18
20-24	256	187	443	2	15	17	233	144	377	3	-	3	18	28	46
25-29	123	123	246	5	4	9	105	97	202	1	-	1	12	22	34
30-34	93	72	165	9	3	12	73	64	137	-	-	-	11	5	16
35-39	81	36	117	2	2	4	72	27	99	-	-	-	7	7	14
40-44	62	31	93	3	5	8	59	26	85	-	-	-	-	-	-
45-54	62	36	98	7	4	11	50	28	78	-	-	-	5	4	9
55 and Over	31	6	37	7	1	8	23	3	26	-	-	-	1	2	3
Unknown	37	30	67	35	28	63	1	1	2	-	-	-	1	1	2
Total	941	635	1,576	72	63	135	753	461	1,214	50	30	80	66	81	147

**TABLE II**  
**MISDEMEANANTS OR FELONS RECEIVING MISDEMEANANT SENTENCES COMMITTED**  
**TO THE JAMES RIVER CORRECTIONAL CENTER, CORRECTIONAL FIELD UNITS,**  
**SOUTHAMPTON CORRECTIONAL CENTER OR VIRGINIA CORRECTIONAL CENTER FOR WOMEN**  
**BY OFFENSE ACCORDING TO RACE, YEAR ENDED JUNE 30, 1975**

	TOTAL COMMITMENTS			JAMES RIVER CORRECTIONAL CENTER			CORRECTIONAL FIELD UNITS			SOUTHAMPTON CORRECTIONAL CENTER			VIRGINIA CORRECTIONAL CENTER FOR WOMEN		
	White	Non- White	Total	White	Non- White	Total	White	Non- White	Total	White	Non- White	Total	White	Non- White	Total
<b>OFFENSES AGAINST PERSONS</b>															
Attempted Murder	1	1	2	-	-	-	1	1	2	-	-	-	-	-	-
Voluntary Manslaughter	1	1	2	-	-	-	-	-	-	1	-	1	-	1	1
Involuntary Manslaughter	2	-	2	-	-	-	2	-	2	-	-	-	-	-	-
Rape	-	1	1	-	-	-	-	1	1	-	-	-	-	-	-
Statutory rape	2	2	4	-	-	-	2	1	3	-	1	1	-	-	-
Aiding and abetting rape	-	3	3	-	1	1	-	1	1	-	1	1	-	-	-
Robbery, armed or highway	2	1	3	-	-	-	-	-	-	-	-	-	2	1	3
Robbery, other or unspecified	5	18	23	1	1	2	4	11	15	-	6	6	-	-	-
Robbery, attempted	-	4	4	-	-	-	-	2	2	-	2	2	-	-	-
Assault, felonious or aggravated	4	3	7	-	1	1	2	1	3	1	-	1	1	1	2
Maiming	1	1	2	-	-	-	1	1	2	-	-	-	-	-	-
Shooting into occupied dwelling	1	4	5	-	4	4	1	-	1	-	-	-	-	-	-
Shooting into occupied vehicle	1	-	1	-	-	-	1	-	1	-	-	-	-	-	-
Assault and battery	80	85	165	13	10	23	62	61	123	2	7	9	3	7	10
Throwing missile at moving object	2	-	2	-	-	-	2	-	2	-	-	-	-	-	-
Threatening bodily harm	9	3	12	2	2	4	5	1	6	1	-	1	1	-	1
Abduction	1	-	1	-	-	-	1	-	1	-	-	-	-	-	-
Kidnapping, attempted	1	-	1	-	-	-	1	-	1	-	-	-	-	-	-
<b>TOTAL OFFENSES AGAINST PERSONS</b>	<b>113</b>	<b>127</b>	<b>240</b>	<b>16</b>	<b>19</b>	<b>35</b>	<b>85</b>	<b>81</b>	<b>166</b>	<b>5</b>	<b>17</b>	<b>22</b>	<b>7</b>	<b>10</b>	<b>17</b>
<b>OFFENSES AGAINST PROPERTY</b>															
Burglary, including statutory	54	28	82	1	3	4	47	23	70	5	1	6	1	1	2
Burglary, attempted	-	1	1	-	-	-	-	1	1	-	-	-	-	-	-
Possession of burglary tools	-	1	1	-	-	-	-	1	1	-	-	-	-	-	-
Break and enter	44	14	58	5	-	5	31	10	41	7	4	11	1	-	1
Break and enter, attempted	5	2	7	1	-	1	4	-	4	-	2	2	-	-	-
Larceny, grand (other than auto)	51	52	103	2	2	4	39	43	82	7	3	10	3	4	7
Larceny, petty	99	91	190	5	7	12	87	63	150	4	2	6	3	19	22
Shoplifting	1	11	12	-	1	1	1	-	1	-	-	-	-	10	10
Possession of stolen goods	8	4	12	1	-	1	6	4	10	1	-	1	-	-	-
Larceny of Auto	8	-	8	-	-	-	4	-	4	4	-	4	-	-	-
Unauthorized use of auto	14	5	19	1	1	2	9	4	13	3	-	3	1	-	1
Tampering with auto	1	-	1	-	-	-	1	-	1	-	-	-	-	-	-
Fraud and credit card theft	8	3	11	-	-	-	5	2	7	-	-	-	3	1	4
Bad checks	18	18	36	2	3	5	10	9	19	-	-	-	6	6	12
Embezzlement	1	-	1	-	-	-	-	-	-	-	-	-	1	-	1
Arson	3	-	3	-	-	-	3	-	3	-	-	-	-	-	-
Destroying property	11	1	12	-	-	-	8	1	9	2	-	2	1	-	1



**CONTINUED**

**1 OF 3**

**TABLE II**  
**MISDEMEANANTS OR FELONS RECEIVING MISDEMEANANT SENTENCES COMMITTED**  
**TO THE JAMES RIVER CORRECTIONAL CENTER, CORRECTIONAL FIELD UNITS,**  
**SOUTHAMPTON CORRECTIONAL CENTER OR VIRGINIA CORRECTIONAL CENTER FOR WOMEN**  
**BY OFFENSE ACCORDING TO RACE, YEAR ENDED JUNE 30, 1975 (Continued)**

	TOTAL COMMITMENTS			JAMES RIVER CORRECTIONAL CENTER			CORRECTIONAL FIELD UNITS			SOUTHAMPTON CORRECTIONAL CENTER			VIRGINIA CORRECTIONAL CENTER FOR WOMEN		
	White	Non- White	Total	White	Non- White	Total	White	Non- White	Total	White	Non- White	Total	White	Non- White	Total
Trespassing	18	9	27	-	-	-	17	8	25	-	1	1	1	-	1
Forgery of checks, uttering	29	21	41	-	-	-	12	14	26	1	-	1	7	7	14
Forgery of other documents	-	2	2	-	-	-	-	1	1	-	-	-	-	1	1
<b>TOTAL OFFENSES AGAINST PROPERTY</b>	<b>364</b>	<b>263</b>	<b>627</b>	<b>18</b>	<b>17</b>	<b>35</b>	<b>284</b>	<b>184</b>	<b>468</b>	<b>34</b>	<b>13</b>	<b>47</b>	<b>28</b>	<b>49</b>	<b>77</b>
<b><u>OFFENSES AGAINST DECENCY, PEACE</u></b>															
<b><u>AND GOOD ORDER</u></b>															
Drunk; drunk and disorderly	56	18	74	7	1	8	44	15	59	-	-	-	5	2	7
Sodomy	-	1	1	-	-	-	-	1	1	-	-	-	-	-	-
Prostitution	1	2	3	-	-	-	-	-	-	-	-	-	1	2	3
Pandering and soliciting	1	1	2	-	-	-	-	-	-	-	-	-	1	1	2
Placing, detaining, transporting female for prostitution	-	1	1	-	-	-	-	1	1	-	-	-	-	-	-
Molesting; indecent liberties	1	-	1	-	-	-	1	-	1	-	-	-	-	-	-
Indecent exposure	3	1	4	1	-	1	2	1	3	-	-	-	-	-	-
Window peeping; peeping Tom	-	1	1	-	-	-	-	1	1	-	-	-	-	-	-
Lascivious cohabitation	1	-	1	-	-	-	-	-	-	-	-	-	1	-	1
Non-support	154	113	267	4	3	7	149	109	258	-	-	-	1	1	2
Abandonment or neglect of children	-	1	1	-	-	-	-	-	-	-	-	-	-	1	1
Desertion	-	1	1	-	-	-	-	-	-	-	-	-	-	1	1
Contributing to the delinquency of a child	23	4	27	1	-	1	20	3	23	-	-	-	2	1	3
Cruelty to a child	1	-	1	-	-	-	1	-	1	-	-	-	-	-	-
Disorderly conduct	10	9	19	2	4	6	5	3	8	1	-	1	2	2	4
Rioting or inciting riots	-	2	2	-	-	-	-	2	2	-	-	-	-	-	-
Cursing, abusive obscene language	1	-	1	-	-	-	1	-	1	-	-	-	-	-	-
False public alarm (bomb threat)	1	1	2	-	-	-	1	1	2	-	-	-	-	-	-
Discharging fireworks, firearms, or explosives	1	2	3	-	-	-	1	2	3	-	-	-	-	-	-
Misuse of telephone	1	-	1	-	-	-	1	-	1	-	-	-	-	-	-
Carrying a concealed weapon	1	3	4	-	1	1	1	2	3	-	-	-	-	-	-
Other weapon laws, violations	1	-	1	-	-	-	1	-	1	-	-	-	-	-	-
Possession of firearms	2	3	5	-	-	-	2	2	4	-	-	-	-	1	1
<b>TOTAL OFFENSES AGAINST DECENCY, PEACE</b>															
<b>AND GOOD ORDER</b>	<b>259</b>	<b>164</b>	<b>423</b>	<b>15</b>	<b>9</b>	<b>24</b>	<b>230</b>	<b>143</b>	<b>373</b>	<b>1</b>	<b>-</b>	<b>1</b>	<b>13</b>	<b>12</b>	<b>25</b>

TABLE II  
MISDEMEANANTS OR FELONS RECEIVING MISDEMEANANT SENTENCES COMMITTED  
TO THE JAMES RIVER CORRECTIONAL CENTER, CORRECTIONAL FIELD UNITS,  
SOUTHAMPTON CORRECTIONAL CENTER OR VIRGINIA CORRECTIONAL CENTER FOR WOMEN  
BY OFFENSE ACCORDING TO RACE, YEAR ENDED JUNE 30, 1975 (Continued)

	TOTAL COMMITMENTS			JAMES RIVER CORRECTIONAL CENTER			CORRECTIONAL FIELD UNITS			SOUTHAMPTON CORRECTIONAL CENTER			VIRGINIA CORRECTIONAL CENTER FOR WOMEN		
	White	Non- White	Total	White	Non- White	Total	White	Non- White	Total	White	Non- White	Total	White	Non- White	Total
<u>OFFENSES AGAINST PUBLIC JUSTICE</u>															
Contempt of court	4	4	8	-	1	1	3	3	6	-	-	-	1	-	1
Resisting arrest	5	7	12	1	2	3	4	5	9	-	-	-	-	-	-
Interfering with an officer	2	-	2	-	-	-	2	-	2	-	-	-	-	-	-
Accessory after the fact	8	6	14	-	-	-	5	3	8	2	-	2	1	3	4
Failure to answer summons	2	1	3	1	1	2	1	-	1	-	-	-	-	-	-
Escape; attempted escape	10	8	18	2	3	5	6	5	11	2	-	2	-	-	-
Aiding an escape	2	-	2	-	-	-	1	-	1	-	-	-	1	-	1
TOTAL OFFENSES AGAINST PUBLIC JUSTICE	33	26	59	4	7	11	22	16	38	4	-	4	3	3	6
<u>OFFENSES AGAINST TRAFFIC AND VEHICLE LAWS</u>															
Driving under influence of intoxicants	15	5	20	6	1	7	9	4	13	-	-	-	-	-	-
Hit and run	7	2	9	-	-	-	7	2	9	-	-	-	-	-	-
Reckless driving and speeding	9	6	15	1	1	2	8	4	12	-	-	-	-	1	1
Failure to stop for red light or stop sign	1	-	1	-	-	-	1	-	1	-	-	-	-	-	-
Violation of traffic laws (unspecified)	1	-	1	1	-	1	-	-	-	-	-	-	-	-	-
Driving after permit revoked	28	12	40	7	5	12	21	7	28	-	-	-	-	-	-
Improper equipment	-	1	1	-	1	1	-	-	-	-	-	-	-	-	-
No liability insurance or fee	1	-	1	-	-	-	1	-	1	-	-	-	-	-	-
Auto license laws	1	-	1	-	-	-	1	-	1	-	-	-	-	-	-
Habitual traffic offender	1	-	1	-	-	-	1	-	1	-	-	-	-	-	-
TOTAL OFFENSES AGAINST TRAFFIC AND VEHICLE LAWS	64	26	90	15	8	23	49	17	66	-	-	-	-	1	1
<u>OFFENSES AGAINST PUBLIC POLICY, ECONOMY AND HEALTH</u>															
Illegal sale of liquor	2	1	3	1	-	1	-	-	-	-	-	-	1	1	2
Violation of narcotic drug laws	89	25	114	1	3	4	75	20	95	5	-	5	8	2	10
Sniffing glue	3	-	3	-	-	-	3	-	3	-	-	-	-	-	-
Violation of drug laws (other than narcotics)	-	1	1	-	-	-	-	-	-	-	-	-	-	1	1
Violation of TB laws	1	-	1	1	-	1	-	-	-	-	-	-	-	-	-
TOTAL OFFENSES AGAINST PUBLIC POLICY, ECONOMY AND HEALTH	95	27	122	3	3	6	78	20	98	5	-	5	9	4	13

**TABLE II**  
**MISDEMEANANTS OR FELONS RECEIVING MISDEMEANANT SENTENCES COMMITTED**  
**TO THE JAMES RIVER CORRECTIONAL CENTER, CORRECTIONAL FIELD UNITS,**  
**SOUTHAMPTON CORRECTIONAL CENTER OR VIRGINIA CORRECTIONAL CENTER FOR WOMEN**  
**BY OFFENSE ACCORDING TO RACE, YEAR ENDED JUNE 30, 1975 (Concluded)**

	TOTAL COMMITMENTS			JAMES RIVER CORRECTIONAL CENTER			CORRECTIONAL FIELD UNITS			SOUTHAMPTON CORRECTIONAL CENTER			VIRGINIA CORRECTIONAL CENTER FOR WOMEN		
	White	Non- White	Total	White	Non- White	Total	White	Non- White	Total	White	Non- White	Total	White	Non- White	Total
<u>MISCELLANEOUS HOLDING OFFENSES</u>															
Held for civil authority	1	1	2	-	-	-	-	-	-	-	-	-	1	1	2
Violation probation, parole, pardon	12	1	13	1	-	1	5	-	5	1	-	1	5	1	6
TOTAL HOLDING OFFENSES	13	2	15	1	-	1	5	-	5	1	-	1	6	2	8
 GRAND TOTAL	 941	 635	 1,576	 72	 63	 135	 753	 461	 1,214	 50	 30	 80	 66	 81	 147



**TABLE III**  
**MISDEMEANANTS OR FELONS RECEIVING MISDEMEANANT SENTENCES COMMITTED**  
**TO THE JAMES RIVER CORRECTIONAL CENTER, CORRECTIONAL FIELD UNITS,**  
**SOUTHAMPTON CORRECTIONAL CENTER OR VIRGINIA CORRECTIONAL CENTER FOR WOMEN**  
**BY LOCATION OF COMMITTING COURT ACCORDING TO RACE, YEAR ENDED JUNE 30, 1975**

Counties	TOTAL COMMITMENTS			JAMES RIVER CORRECTIONAL CENTER			CORRECTIONAL FIELD UNITS			SOUTHAMPTON CORRECTIONAL CENTER			VIRGINIA CORRECTIONAL CENTER FOR WOMEN		
	White	Non-White	Total	White	Non-White	Total	White	Non-White	Total	White	Non-White	Total	White	Non-White	Total
Accomack	-	-	-	-	-	-	-	-	-	-	-	-	-	-	-
Albemarle	11	4	15	-	-	-	11	4	15	-	-	-	-	-	-
Alleghany	4	-	4	-	-	-	4	-	4	-	-	-	-	-	-
Amelia	1	6	7	-	-	-	-	4	4	-	1	1	1	1	2
Amherst	2	-	2	-	-	-	2	-	2	-	-	-	-	-	-
Appomattox	-	1	1	-	1	1	-	-	-	-	-	-	-	-	-
Arlington	3	3	6	-	-	-	1	3	4	1	-	1	1	-	1
Augusta	7	-	7	1	-	1	5	-	5	-	-	-	1	-	1
Bath	-	-	-	-	-	-	-	-	-	-	-	-	-	-	-
Bedford	16	3	19	-	-	-	15	3	18	-	-	-	1	-	1
Bland	1	3	4	1	-	1	-	3	3	-	-	-	-	-	-
Botetourt	2	-	2	-	-	-	2	-	2	-	-	-	-	-	-
Brunswick	-	1	1	-	-	-	-	1	1	-	-	-	-	-	-
Buchanan	9	-	9	1	-	1	7	-	7	1	-	1	-	-	-
Buckingham	1	1	2	-	-	-	1	1	2	-	-	-	-	-	-
Campbell	5	11	16	-	1	1	5	10	15	-	-	-	-	-	-
Caroline	4	5	9	-	-	-	4	5	9	-	-	-	-	-	-
Carroll	22	1	23	-	-	-	19	1	20	-	-	-	3	-	3
Charles City	-	1	1	-	-	-	-	1	1	-	-	-	-	-	-
Charlotte	1	3	4	-	-	-	-	2	2	1	-	1	-	1	1
Chesterfield	21	19	40	-	1	1	14	12	26	2	-	2	5	6	11
Clarke	5	1	6	-	-	-	5	1	6	-	-	-	-	-	-
Craig	-	-	-	-	-	-	-	-	-	-	-	-	-	-	-
Culpeper	7	5	12	-	-	-	5	5	10	-	-	-	2	-	2
Cumberland	1	-	1	1	-	1	-	-	-	-	-	-	-	-	-
Dickenson	1	-	1	-	-	-	1	-	1	-	-	-	-	-	-
Dinwiddie	1	3	4	-	-	-	1	3	4	-	-	-	-	-	-
Essex	3	3	6	-	-	-	3	3	6	-	-	-	-	-	-
Fairfax	54	10	64	1	1	2	46	9	55	3	-	3	4	-	4
Fauquier	1	-	1	-	-	-	1	-	1	-	-	-	-	-	-
Floyd	4	-	4	-	-	-	4	-	4	-	-	-	-	-	-
Fluvanna	1	1	2	-	1	1	1	-	1	-	-	-	-	-	-
Franklin	3	1	4	1	-	1	2	1	3	-	-	-	-	-	-
Frederick	5	-	5	-	-	-	5	-	5	-	-	-	-	-	-
Giles	1	-	1	-	-	-	1	-	1	-	-	-	-	-	-
Gloucester	3	1	4	-	-	-	2	1	3	1	-	1	-	-	-
Goochland	37	28	65	26	20	46	-	2	2	2	-	2	9	6	15
Grayson	26	3	29	-	-	-	25	3	28	1	-	1	-	-	-
Greene	1	3	4	-	-	-	1	3	4	-	-	-	-	-	-
Greensville	-	2	2	-	-	-	-	2	2	-	-	-	-	-	-
Halifax	3	6	9	-	1	1	3	5	8	-	-	-	-	-	-
Hanover	12	8	20	1	-	1	10	7	17	-	-	-	1	1	2
Henrico	70	55	125	1	-	1	60	38	98	2	1	3	7	16	23
Henry	8	3	11	-	1	1	8	2	10	-	-	-	-	-	-
Highland	-	-	-	-	-	-	-	-	-	-	-	-	-	-	-
Isle of Wight	1	4	5	-	-	-	1	4	5	-	-	-	-	-	-
James City	-	1	1	-	-	-	-	-	-	-	-	-	-	-	-
King George	2	2	4	1	-	1	1	2	3	-	-	-	-	-	-
King & Queen	-	1	1	-	-	-	-	1	1	-	-	-	-	-	-
King William	-	2	2	-	-	-	-	2	2	-	-	-	-	-	-
Lancaster	5	3	8	-	-	-	4	1	5	-	-	-	1	2	3
Lee	4	-	4	-	-	-	4	-	4	-	-	-	-	-	-
Loudoun	5	5	10	-	-	-	3	4	7	1	-	1	1	1	2

**TABLE III**  
**MISDEMEANANTS OR FELONS RECEIVING MISDEMEANANT SENTENCES COMMITTED**  
**TO THE JAMES RIVER CORRECTIONAL CENTER, CORRECTIONAL FIELD UNITS,**  
**SOUTHAMPTON CORRECTIONAL CENTER OR VIRGINIA CORRECTIONAL CENTER FOR WOMEN**  
**BY LOCATION OF COMMITTING COURT ACCORDING TO RACE, YEAR ENDED JUNE 30, 1975 (Continued)**

Counties	TOTAL COMMITMENTS			JAMES RIVER CORRECTIONAL CENTER			CORRECTIONAL FIELD UNITS			SOUTHAMPTON CORRECTIONAL CENTER			VIRGINIA CORRECTIONAL CENTER FOR WOMEN		
	White	Non-White	Total	White	Non-White	Total	White	Non-White	Total	White	Non-White	Total	White	Non-White	Total
Louisa	2	3	5	-	-	-	2	3	5	-	-	-	-	-	-
Lunenburg	2	7	9	-	-	-	1	6	7	1	1	2	-	-	-
Madison	8	1	9	-	-	-	8	1	9	-	-	-	-	-	-
Mathews	3	-	3	-	-	-	3	-	3	-	-	-	-	-	-
Mecklenburg	1	14	15	1	4	5	-	9	9	-	1	1	-	-	-
Middlesex	-	-	-	-	-	-	-	-	-	-	-	-	-	-	-
Montgomery	5	-	5	-	-	-	5	-	5	-	-	-	-	-	-
Nelson	1	-	1	-	-	-	1	-	1	-	-	-	-	-	-
New Kent	-	1	1	-	-	-	-	1	1	-	-	-	-	-	-
Northampton	1	-	1	1	-	1	-	-	-	-	-	-	-	-	-
Northumberland	4	3	7	-	1	1	3	2	5	-	-	-	1	-	1
Nottoway	1	9	10	-	1	1	1	7	8	-	-	-	-	1	1
Orange	10	3	13	2	-	2	8	3	11	-	-	-	-	-	-
Page	2	-	2	-	-	-	2	-	2	-	-	-	-	-	-
Patrick	6	2	8	3	-	3	3	2	5	-	-	-	-	-	-
Pittsylvania	5	4	9	2	-	2	2	4	6	-	-	-	1	-	1
Powhatan	13	17	30	12	12	24	1	1	2	-	3	3	-	1	1
Prince Edward	3	3	6	2	1	3	1	2	3	-	-	-	-	-	-
Prince George	-	1	1	-	-	-	-	1	1	-	-	-	-	-	-
Prince William	38	7	45	-	-	-	29	6	35	9	1	10	-	-	-
Pulaski	13	4	17	2	-	2	10	4	14	-	-	-	1	-	1
Rappahannock	-	-	-	-	-	-	-	-	-	-	-	-	-	-	-
Richmond	3	2	5	-	-	-	2	2	4	-	-	-	1	-	1
Roanoke	2	2	4	-	-	-	1	1	2	1	-	1	-	1	1
Rockbridge	3	-	3	-	-	-	3	-	3	-	-	-	-	-	-
Rockingham	2	-	2	-	-	-	2	-	2	-	-	-	-	-	-
Russell	11	-	11	-	-	-	9	-	9	2	-	2	-	-	-
Scott	7	-	7	-	-	-	7	-	7	-	-	-	-	-	-
Shenandoah	4	-	4	-	-	-	4	-	4	-	-	-	-	-	-
Smyth	36	1	37	-	-	-	31	1	32	3	-	3	2	-	2
Southampton	2	2	4	-	-	-	2	1	3	-	-	-	-	1	1
Spotsylvania	8	6	14	-	-	-	7	6	13	-	-	-	1	-	1
Stafford	16	5	21	-	-	-	16	5	21	-	-	-	-	-	-
Surry	-	1	1	-	-	-	-	1	1	-	-	-	-	-	-
Sussex	1	1	2	-	-	-	1	1	2	-	-	-	-	-	-
Tazewell	18	1	19	1	-	1	16	1	17	-	-	-	1	-	1
Warren	6	-	6	-	-	-	4	-	4	2	-	2	-	-	-
Washington	36	1	37	1	-	1	33	1	34	1	-	1	1	-	1
Westmoreland	2	9	11	-	1	1	2	5	7	-	1	1	-	2	2
Wise	24	-	24	1	-	1	22	-	22	-	-	-	1	-	1
Wythe	11	3	14	1	-	1	10	3	13	-	-	-	-	-	-
York	2	2	4	-	-	-	2	2	4	-	-	-	-	-	-
Total Counties	686	328	1,014	64	47	111	541	231	772	34	9	43	47	41	88
<u>Cities</u>															
Alexandria	3	13	16	1	2	3	2	9	11	-	2	2	-	-	-
Bedford	1	-	1	1	-	1	-	-	-	-	-	-	-	-	-
Bristol	12	1	13	-	-	-	11	1	12	-	-	-	1	-	1
Buena Vista	-	-	-	-	-	-	-	-	-	-	-	-	-	-	-
Charlottesville	10	12	22	-	4	4	8	4	12	-	-	-	2	4	6

**TABLE III**  
**MISDEMEANANTS OR FELONS RECEIVING MISDEMEANANT SENTENCES COMMITTED**  
**TO THE JAMES RIVER CORRECTIONAL CENTER, CORRECTIONAL FIELD UNITS,**  
**SOUTHAMPTON CORRECTIONAL CENTER OR VIRGINIA CORRECTIONAL CENTER FOR WOMEN**  
**BY LOCATION OF COMMITTING COURT ACCORDING TO RACE, YEAR ENDED JUNE 30, 1975 (Concluded)**

Cities	TOTAL COMMITMENTS			JAMES RIVER CORRECTIONAL CENTER			CORRECTIONAL FIELD UNITS			SOUTHAMPTON CORRECTIONAL CENTER			VIRGINIA CORRECTIONAL CENTER FOR WOMEN		
	White	Non- White	Total	White	Non- White	Total	White	Non- White	Total	White	Non- White	Total	White	Non- White	Total
Chesapeake	8	5	13	-	1	1	8	4	12	-	-	-	-	-	-
Clifton Forge	6	2	8	1	-	1	5	2	7	-	-	-	-	-	-
Colonial Heights	-	-	-	-	-	-	-	-	-	-	-	-	-	-	-
Covington	-	-	-	-	-	-	-	-	-	-	-	-	-	-	-
Danville	5	7	12	-	-	-	5	4	9	-	-	-	-	3	3
Emporia	-	2	2	-	-	-	-	2	2	-	-	-	-	-	-
Fairfax	2	1	3	-	-	-	2	1	3	-	-	-	-	-	-
Falls Church	3	1	4	1	-	1	2	1	3	-	-	-	-	-	-
Franklin	1	2	3	-	-	-	1	2	3	-	-	-	-	-	-
Fredericksburg	11	9	20	-	-	-	11	9	20	-	-	-	-	-	-
Galax	1	-	1	-	-	-	1	-	1	-	-	-	-	-	-
Hampton	18	17	35	-	-	-	11	15	26	7	2	9	-	-	-
Harrisonburg	-	-	-	-	-	-	-	-	-	-	-	-	-	-	-
Hopewell	3	3	6	-	-	-	3	2	5	-	-	-	-	1	1
Lexington	-	1	1	-	-	-	-	-	-	-	-	-	-	1	1
Lynchburg	19	14	33	-	-	-	19	14	33	-	-	-	-	-	-
Martinsville	12	8	20	2	-	2	8	4	12	-	-	-	2	4	6
Newport News	5	12	17	-	2	2	5	8	13	-	-	-	-	2	2
Norfolk	42	95	137	1	2	3	31	73	104	8	16	24	2	4	6
Norton	-	-	-	-	-	-	-	-	-	-	-	-	-	-	-
Petersburg	-	2	2	-	-	-	-	-	-	-	-	-	-	2	2
Portsmouth	1	4	5	-	-	-	1	4	5	-	-	-	-	-	-
Radford	1	1	2	-	-	-	1	1	2	-	-	-	-	-	-
Richmond	15	46	61	-	4	4	11	29	40	-	-	-	4	13	17
Roanoke	28	28	56	-	1	1	23	24	47	1	-	1	4	3	7
Salem	3	1	4	-	-	-	3	1	4	-	-	-	-	-	-
South Boston	-	-	-	-	-	-	-	-	-	-	-	-	-	-	-
Staunton	3	3	6	-	-	-	3	2	5	-	-	-	-	1	1
Suffolk	3	5	8	-	-	-	3	4	7	-	1	1	-	-	-
Virginia Beach	13	6	19	-	-	-	13	5	18	-	-	-	-	1	1
Waynesboro	8	2	10	1	-	1	5	2	7	-	-	-	2	-	2
Williamsburg	6	3	9	-	-	-	5	2	7	-	-	-	1	1	2
Winchester	12	1	13	-	-	-	11	1	12	-	-	-	1	-	1
Total															
Cities	255	377	562	8	16	24	212	230	442	16	21	37	19	40	59
GRAND TOTAL	941	635	1,576	72	63	135	753	461	1,214	50	30	80	66	81	147





**SECTION E**

**FELON RECIDIVISTS (VIRGINIA)  
COMMITTED TO THE VIRGINIA STATE PENAL SYSTEM**



**TABLE I**  
**RECIDIVISTS (VIRGINIA) COMMITTED TO THE VIRGINIA STATE PENAL SYSTEM**  
**BY AGE GROUP ACCORDING TO RACE AND SEX**  
**YEAR ENDED JUNE 30, 1975**

AGE	WHITE			NON-WHITE			GRAND TOTAL
	MALE	FEMALE	TOTAL	MALE	FEMALE	TOTAL	
18	-	-	-	1	-	1	1
20	2	-	2	11	-	11	13
21	7	-	7	9	-	9	16
22	10	-	10	13	-	13	23
23	7	-	7	18	2	20	27
24	13	-	13	18	1	19	32
25	9	-	9	15	-	15	24
26	10	-	10	13	-	13	23
27	6	-	6	20	1	21	27
28	9	-	9	13	1	14	23
29	3	-	3	9	-	9	12
30	8	-	8	10	-	10	18
31	3	-	3	12	1	13	16
32	4	-	4	6	1	7	11
33	5	-	5	7	-	7	12
34	4	-	4	7	-	7	11
35	2	-	2	5	-	5	7
36	6	-	6	6	-	6	12
37	4	-	4	5	-	5	9
38	5	-	5	4	1	5	10
39	5	-	5	14	-	14	19
40	5	-	5	2	-	2	7
41	1	-	1	3	1	4	5
42	3	-	3	3	-	3	6
43	5	-	5	4	1	5	10
44	3	-	3	2	-	2	5
45	1	-	1	1	-	1	2
46	3	-	3	-	-	-	3
47	1	-	1	1	-	1	2
48	-	-	-	2	-	2	2
49	1	-	1	2	-	2	3
50	1	-	1	3	-	3	4
51	1	-	1	1	-	1	2
52	-	-	-	1	1	2	2
55	-	-	-	2	-	2	2
56	1	-	1	-	-	-	1
57	2	-	2	1	-	1	3
58	-	-	-	1	-	1	1
60	1	-	1	-	-	-	1
68	1	-	1	-	-	-	1
69	-	-	-	1	-	1	1
TOTAL	152	-	152	246	11	257	409



TABLE II  
 RECIDIVISTS (VIRGINIA) COMMITTED TO THE VIRGINIA STATE PENAL SYSTEM  
 BY LOCATION OF COMMITTING COURT ACCORDING TO RACE AND SEX  
 YEAR ENDED JUNE 30, 1975

COMMITTING COURT	WHITE			NON-WHITE			GRAND
	MALE	FEMALE	TOTAL	MALE	FEMALE	TOTAL	TOTAL
COUNTIES							
ACCOMACK	-	-	-	-	-	-	-
ALBEMARLE	1	-	1	1	-	1	2
ALLEGHANY	-	-	-	-	-	-	-
AMELIA	-	-	-	-	-	-	-
AMHERST	2	-	2	-	-	-	2
APPOMATTOX	-	-	-	-	-	-	-
ARLINGTON	4	-	4	1	-	1	5
AUGUSTA	1	-	1	-	-	-	1
BATH	-	-	-	-	-	-	-
BEDFORD COUNTY	1	-	1	1	-	1	2
BLAND	-	-	-	-	-	-	-
BOTETOURT	-	-	-	-	-	-	-
BRUNSWICK	-	-	-	1	-	1	1
BUCHANAN	2	-	2	-	-	-	2
BUCKINGHAM	-	-	-	-	-	-	-
CAMPBELL	-	-	-	-	-	-	-
CAROLINE	1	-	1	-	-	-	1
CARROLL	1	-	1	1	-	1	2
CHARLES CITY	-	-	-	1	-	1	1
CHARLOTTE	1	-	1	-	-	-	1
CHESTERFIELD	2	-	2	4	1	5	7
CLARKE	1	-	1	-	-	-	1
CRAIG	-	-	-	-	-	-	-
CULPEPER	2	-	2	1	-	1	3
CUMBERLAND	-	-	-	-	-	-	-
DICKENSON	-	-	-	-	-	-	-
DINWIDDIE	1	-	1	1	-	1	2

**TABLE II**  
**RECIDIVISTS (VIRGINIA) COMMITTED TO THE VIRGINIA STATE PENAL SYSTEM**  
**BY LOCATION OF COMMITTING COURT ACCORDING TO RACE AND SEX**  
**YEAR ENDED JUNE 30, 1975 (Continued)**

COMMITTING COURT COUNTIES	WHITE			NON-WHITE			GRAND TOTAL
	MALE	FEMALE	TOTAL	MALE	FEMALE	TOTAL	
ESSEX	-	-	-	1	-	1	1
FAIRFAX COUNTY	8	-	8	2	-	2	10
FAUQUIER	-	-	-	2	-	2	2
FLOYD	-	-	-	-	-	-	-
FLUVANNA	-	-	-	-	-	-	-
FRANKLIN COUNTY	-	-	-	-	-	-	-
FREDERICK	1	-	1	-	-	-	1
GILES	1	-	1	-	-	-	1
GLOUCESTER	-	-	-	-	-	-	-
GOOCHLAND	-	-	-	-	-	-	-
GRAYSON	1	-	1	-	-	-	1
GREENE	-	-	-	1	-	1	1
GREENSVILLE	-	-	-	2	-	2	2
HALIFAX	3	-	3	1	-	1	4
HANOVER	1	-	1	-	-	-	1
HENRICO	2	-	2	3	-	3	5
HENRY	2	-	2	2	-	2	4
HIGHLAND	-	-	-	-	-	-	-
ISLE OF WIGHT	-	-	-	1	-	1	1
JAMES CITY	-	-	-	-	-	-	-
KING AND QUEEN	-	-	-	-	-	-	-
KING GEORGE	1	-	1	-	-	-	1
KING WILLIAM	-	-	-	-	-	-	-
LANCASTER	-	-	-	-	-	-	-
LEE	-	-	-	-	-	-	-
LOUDOUN	-	-	-	2	-	2	2
LOUISA	-	-	-	-	-	-	-

**TABLE II**  
**RECIDIVISTS (VIRGINIA) COMMITTED TO THE VIRGINIA STATE PENAL SYSTEM**  
**BY LOCATION OF COMMITTING COURT ACCORDING TO RACE AND SEX**  
**YEAR ENDED JUNE 30, 1975 (Continued)**

COMMITTING COURT	WHITE			NON-WHITE			GRAND TOTAL
	MALE	FEMALE	TOTAL	MALE	FEMALE	TOTAL	
COUNTIES							
LUNENBURG	-	-	-	1	-	1	1
MADISON	1	-	1	-	-	-	1
MATHEWS	1	-	1	1	-	1	2
MECKLENBURG	1	-	1	-	-	-	1
MIDDLESEX	-	-	-	-	-	-	-
MONTGOMERY	1	-	1	-	-	-	1
NANSEMOND	-	-	-	-	-	-	-
NELSON	1	-	1	-	-	-	1
NEW KENT	-	-	-	-	-	-	-
NORTHAMPTON	-	-	-	2	-	2	2
NORTHUMBERLAND	-	-	-	-	-	-	-
NOTTOWAY	1	-	1	-	-	-	1
ORANGE	-	-	-	1	-	1	1
PAGE	7	-	7	-	-	-	7
PATRICK	1	-	1	1	-	1	2
PITTSYLVANIA	2	-	2	-	-	-	2
POWHATAN	-	-	-	-	-	-	-
PRINCE EDWARD	-	-	-	-	-	-	-
PRINCE GEORGE	1	-	1	1	-	1	2
PRINCE WILLIAM	3	-	3	5	-	5	8
PULASKI	4	-	4	-	-	-	4
RAPPAHANNOCK	-	-	-	-	-	-	-
RICHMOND COUNTY	-	-	-	-	-	-	-
ROANOKE COUNTY	2	-	2	1	-	1	3
ROCKBRIDGE	1	-	1	-	-	-	1
ROCKINGHAM	4	-	4	-	-	-	4
RUSSELL	1	-	1	-	-	-	1

**TABLE II**  
**RECIDIVISTS (VIRGINIA) COMMITTED TO THE VIRGINIA STATE PENAL SYSTEM**  
**BY LOCATION OF COMMITTING COURT ACCORDING TO RACE AND SEX**  
**YEAR ENDED JUNE 30, 1975 (Continued)**

COMMITTING COURT	WHITE			NON-WHITE			GRAND TOTAL
	MALE	FEMALE	TOTAL	MALE	FEMALE	TOTAL	
COUNTIES							
SCOTT	1	-	1	-	-	-	1
SHENANDOAH	-	-	-	-	-	-	-
SMYTH	-	-	-	-	-	-	-
SOUTHAMPTON	-	-	-	5	-	5	5
SPOTSYLVANIA	1	-	1	-	-	-	1
STAFFORD	1	-	1	-	-	-	1
SURRY	-	-	-	2	-	2	2
SUSSEX	-	-	-	-	-	-	-
TAZEWELL	3	-	3	-	-	-	3
WARREN	4	-	4	1	-	1	5
WASHINGTON	1	-	1	-	-	-	1
WESTMORELAND	1	-	1	-	-	-	1
WISE	-	-	-	-	-	-	-
WYTHE	1	-	1	-	-	-	1
YORK	1	-	1	-	-	-	1
TOTAL COUNTIES	86	-	86	50	1	51	137
CITIES							
ALEXANDRIA	-	-	-	6	-	6	6
BEDFORD CITY	-	-	-	-	-	-	-
BRISTOL	2	-	2	-	-	-	2
BUENA VISTA	-	-	-	-	-	-	-
CHARLOTTESVILLE	2	-	2	5	1	6	8
CHESAPEAKE	2	-	2	2	-	2	4
CLIFTON FORGE	-	-	-	-	-	-	-
COLONIAL HEIGHTS	-	-	-	-	-	-	-
COVINGTON	-	-	-	-	-	-	-

TABLE II  
 RECIDIVISTS (VIRGINIA) COMMITTED TO THE VIRGINIA STATE PENAL SYSTEM  
 BY LOCATION OF COMMITTING COURT ACCORDING TO RACE AND SEX  
 YEAR ENDED JUNE 30, 1975 (Continued)

COMMITTING COURT	WHITE			NON-WHITE			GRAND TOTAL
	MALE	FEMALE	TOTAL	MALE	FEMALE	TOTAL	
CITIES							
DANVILLE	3	-	3	4	-	4	7
EMPORIA	-	-	-	-	-	-	-
FAIRFAX CITY	-	-	-	-	-	-	-
FALLS CHURCH	-	-	-	-	-	-	-
FRANKLIN CITY	-	-	-	-	-	-	-
FREDERICKSBURG	4	-	4	1	-	1	5
GALAX	-	-	-	-	-	-	-
HAMPTON	4	-	4	6	-	6	10
HARRISONBURG	-	-	-	-	-	-	-
HOPEWELL	-	-	-	-	-	-	-
LEXINGTON	-	-	-	-	-	-	-
LYNCHBURG	1	-	1	11	-	11	12
MARTINSVILLE	6	-	6	1	-	1	7
NEWPORT NEWS	4	-	4	8	1	9	13
NORFOLK	8	-	8	39	1	40	48
NORTON	-	-	-	-	-	-	-
PETERSBURG	1	-	1	10	1	11	12
PORTSMOUTH	-	-	-	9	2	11	11
RADFORD	-	-	-	-	-	-	-
RICHMOND CITY	13	-	13	63	4	67	80
ROANOKE CITY	5	-	5	9	-	9	14
SALEM	4	-	4	-	-	-	4
SOUTH BOSTON	-	-	-	-	-	-	-
STAUNTON	2	-	2	-	-	-	2
SUFFOLK	1	-	1	12	-	12	13
VIRGINIA BEACH	4	-	4	6	-	6	10
WAYNESBORO	-	-	-	-	-	-	-

**TABLE II**  
**RECIDIVISTS (VIRGINIA) COMMITTED TO THE VIRGINIA STATE PENAL SYSTEM**  
**BY LOCATION OF COMMITTING COURT ACCORDING TO RACE AND SEX**  
**YEAR ENDED JUNE 30, 1975 (Concluded)**

COMMITTING COURT	WHITE			NON-WHITE			GRAND TOTAL
	MALE	FEMALE	TOTAL	MALE	FEMALE	TOTAL	
CITIES							
WILLIAMSBURG	-	-	-	4	-	4	4
WINCHESTER	-	-	-	-	-	-	-
TOTAL CITIES	66	-	66	196	10	206	272
GRAND TOTAL	152	-	152	246	11	257	409

**TABLE III**  
**RECIDIVISTS (VIRGINIA) COMMITTED TO THE VIRGINIA STATE PENAL SYSTEM**  
**BY OFFENSE ACCORDING TO TERM OF SENTENCE \***  
**YEAR ENDED JUNE 30, 1975**

OFFENSE	UNDER 1 YR.	1 YEAR	2 YRS	3 YRS	4 YRS	5 YRS	6 YRS	7 YRS	8 YRS	9 YRS	10 YRS
<b>OFFENSES AGAINST PERSONS</b>											
MURDER, 1ST DEGREE	-	-	-	-	-	-	-	-	-	-	-
MURDER, 2ND DEGREE	-	-	-	-	-	1	-	-	2	-	1
MURDER, DEGREE NOT SPECIFIED	-	-	-	-	-	-	-	-	-	-	3
MURDER, ATTEMPTED	-	-	-	1	-	-	-	-	-	-	-
MANSLAUGHTER, VOLUNTARY	-	-	-	1	2	2	-	-	-	-	-
MANSLUAGHTER, UNSPECIFIED	-	-	-	-	1	-	-	-	-	-	-
RAPE	-	-	-	-	1	1	-	1	1	-	-
RAPE, STATUTORY	-	-	1	-	1	-	-	-	-	-	-
RAPE, ATTEMPTED	-	-	-	1	-	-	-	-	-	-	-
ROBBERY, ARMED OR HIGHWAY	-	-	-	-	1	-	1	-	-	-	2
ROBBERY, UNSPECIFIED	-	-	1	1	8	1	2	2	3	3	-
ROBBERY, ATTEMPTED	-	-	1	-	-	-	-	-	-	-	-
ASSAULT, FELONIOUS	1	-	2	-	4	1	1	1	-	-	2
ASSAULT WITH INTENT TO MAIM	-	-	1	-	1	-	-	-	-	-	-
MAIMING	1	2	-	1	-	-	-	-	-	-	-
MAYHEM	-	-	-	-	1	-	-	-	-	-	-
ABDUCTION	-	-	-	-	-	1	-	-	-	-	-
EXTORTION	-	-	-	-	-	-	-	-	-	-	1
<b>TOTAL OFFENSES AGAINST PERSONS</b>	<b>2</b>	<b>2</b>	<b>6</b>	<b>5</b>	<b>21</b>	<b>6</b>	<b>4</b>	<b>6</b>	<b>4</b>	<b>4</b>	<b>12</b>
<b>OFFENSES AGAINST PROPERTY</b>											
BURGLARY	4	9	10	9	19	10	5	2	1	9	-
BURGLARY, ATTEMPTED	-	-	-	-	1	-	-	-	-	-	-
BREAK AND ENTER	1	-	3	2	3	1	2	2	1	1	-
BREAK AND ENTER, ATTEMPTED	-	1	-	-	-	-	-	-	-	-	-
LARCENY, GRAND (EXCEPT AUTO)	2	6	5	2	6	4	2	1	1	2	-
SHOPLIFTING	1	1	-	-	-	-	-	-	-	-	-
LARCENY, THEFT OF AUTO	-	3	2	3	4	-	-	1	-	-	1

11 YRS	12 YRS	13 YRS	14 YRS	15 YRS	16 YRS	17 YRS	18 YRS	19 YRS	20-24 YEARS	25-29 YEARS	30-39 YEARS	40-49 YEARS	OVER 49 YRS	LIFE	DEATH	TOTAL
-----------	-----------	-----------	-----------	-----------	-----------	-----------	-----------	-----------	----------------	----------------	----------------	----------------	----------------	------	-------	-------

-	-	-	-	-	-	-	-	-	-	2	-	1	-	1	-	4
-	1	-	-	1	-	-	-	-	2	2	-	-	-	-	-	10
-	-	-	-	-	-	1	-	-	1	1	1	2	3	2	-	14
-	-	-	-	-	-	-	-	1	-	-	-	-	-	1	-	3
-	-	-	-	-	-	-	-	-	-	-	-	-	-	-	-	5
-	-	-	-	-	-	-	-	-	-	-	-	-	-	-	-	1
-	-	-	1	1	1	-	-	-	-	-	2	3	1	1	-	14
-	-	-	-	-	-	-	-	-	-	-	-	-	-	-	-	2
-	-	-	-	-	-	-	-	-	-	-	1	-	-	-	-	2
-	-	-	-	1	1	-	-	-	5	1	2	-	-	-	-	14
1	3	2	-	5	1	-	-	1	2	2	6	2	3	-	-	49
-	-	-	-	-	-	-	-	-	-	-	-	-	-	-	-	1
2	2	-	-	-	-	1	-	-	2	1	-	-	-	-	-	20
-	-	-	-	-	-	-	-	-	-	-	-	-	-	-	-	2
1	-	-	1	1	-	-	-	-	-	-	-	-	1	-	-	8
-	-	-	-	-	-	-	-	-	-	-	-	-	-	-	-	1
-	-	-	-	-	-	-	-	-	-	-	-	-	-	-	-	1
-	-	-	-	-	-	-	-	-	-	-	-	-	-	-	-	1
4	6	2	2	9	3	2	-	2	12	9	12	8	8	5	-	152
1	1	5	1	2	2	-	1	-	1	-	-	-	-	-	-	92
-	-	-	-	-	-	-	-	-	-	-	-	-	-	-	-	1
-	-	-	-	-	-	-	-	-	-	-	-	-	-	-	-	16
-	-	-	-	-	-	-	-	-	-	-	-	-	-	-	-	1
-	1	-	2	-	-	-	-	-	1	-	1	-	-	-	-	37
-	-	-	-	-	-	-	-	-	-	-	-	-	-	-	-	2
-	-	-	-	-	-	-	-	-	1	-	-	-	-	-	-	15



**TABLE III**  
**RECIDIVISTS (VIRGINIA) COMMITTED TO THE VIRGINIA STATE PENAL SYSTEM**  
**BY OFFENSE ACCORDING TO TERM OF SENTENCE \***  
**YEAR ENDED JUNE 30, 1975 (Continued)**

OFFENSE	UNDER 1 YR.	1 YEAR	2 YRS	3 YRS	4 YRS	5 YRS	6 YRS	7 YRS	8 YRS	9 YRS	10 YRS
<b>OFFENSES AGAINST PROPERTY</b>											
USE OF AUTO WITHOUT AUTHORITY		1	1	-	3	-	-	-	-	-	-
FRAUD & CREDIT CARD THEFT		-	1	2	-	-	-	-	-	-	-
BAD CHECKS		-	1	-	-	-	-	-	-	-	-
ARSON		-	1	-	1	-	-	-	-	-	-
VANDALISM		-	-	-	-	-	-	-	-	-	1
FORGERY OF CHECKS, UTTERING		1	2	7	2	6	4	1	1	-	1
TOTAL OFFENSES AGAINST PROPERTY		10	25	29	23	39	19	10	7	3	15
<b>OFFENSES AGAINST DECENCY, MORALITY, PEACE, AND GOOD ORDER</b>											
SODOMY		-	-	-	-	-	-	-	1	-	-
PANDERING AND SOLICITING		-	1	-	-	-	-	-	-	-	-
INDECENT EXPOSURE		-	1	-	-	-	-	-	-	-	-
POSSESSION OF FIRE ARMS		-	1	-	-	-	-	-	-	-	-
TOTAL OFFENSES AGAINST DECENCY MORALITY, PEACE, AND GOOD ORDER		-	3	-	-	-	-	-	1	-	-
<b>OFFENSES AGAINST PUBLIC JUSTICE AND ADMINISTRATION</b>											
PERJURY		-	1	-	-	-	-	-	-	-	-
TOTAL OFFENSES AGAINST PUBLIC JUSTICE AND ADMINISTRATION		-	1	-	-	-	-	-	-	-	-
<b>VIOLATIONS OF TRAFFIC AND VEHICLE LAWS</b>											
DRIVING - INFLUENCE OF ALCOHOL		1	-	-	-	-	-	-	-	-	-
HABITUAL OFFENDER		12	5	-	-	-	-	-	-	-	-
TOTAL VIOLATIONS OF TRAFFIC AND VEHICLE LAWS		13	5	-	-	-	-	-	-	-	-

11 YRS	12 YRS	13 YRS	14 YRS	15 YRS	16 YRS	17 YRS	18 YRS	19 YRS	20-24 YEARS	25-29 YEARS	30-39 YEARS	40-49 YEARS	OVER 49 YRS	LIFE	DEATH	TOTAL
-----------	-----------	-----------	-----------	-----------	-----------	-----------	-----------	-----------	----------------	----------------	----------------	----------------	----------------	------	-------	-------

-	-	-	-	-	-	-	-	-	-	-	-	-	-	-	-	5
-	-	-	-	-	-	-	-	-	-	-	-	-	-	-	-	3
-	-	-	-	-	-	-	-	-	-	-	-	-	-	-	-	1
-	-	-	-	-	-	-	-	-	-	-	-	-	-	-	-	2
-	1	-	-	-	-	-	-	-	-	-	-	-	-	-	-	2
-	-	-	-	-	-	-	-	-	-	-	-	-	-	-	-	25
1	3	5	3	2	2	-	1	-	3	-	1	-	-	-	-	202
-	-	-	-	-	-	-	-	-	-	-	-	-	-	-	-	1
-	-	-	-	-	-	-	-	-	-	-	-	-	-	-	-	1
-	-	-	-	-	-	-	-	-	-	-	-	-	-	-	-	1
-	-	-	-	-	-	-	-	-	1	-	-	-	-	-	-	2
-	-	-	-	-	-	-	-	-	1	-	-	-	-	-	-	5
-	-	-	-	-	-	-	-	-	-	-	-	-	-	-	-	1
-	-	-	-	-	-	-	-	-	-	-	-	-	-	-	-	1
-	-	-	-	-	-	-	-	-	-	-	-	-	-	-	-	1
-	-	-	-	-	-	-	-	-	-	-	-	-	-	-	-	17
-	-	-	-	-	-	-	-	-	-	-	-	-	-	-	-	18

**TABLE III**  
**RECIDIVISTS (VIRGINIA) COMMITTED TO THE VIRGINIA STATE PENAL SYSTEM**  
**BY OFFENSE ACCORDING TO TERM OF SENTENCE \***  
**YEAR ENDED JUNE 30, 1975 (Concluded)**

OFFENSE	UNDER 1 YR.	1 YEAR	2 YRS	3 YRS	4 YRS	5 YRS	6 YRS	7 YRS	8 YRS	9 YRS	10 YRS
OFFENSES AGAINST PUBLIC POLICY, ECONOMY, AND HEALTH											
VIOLATION OF NARCOTICS LAWS		1	6	3	7	6	1	2	-	1	1
TOTAL OFFENSES AGAINST PUBLIC POLICY, ECONOMY, AND HEALTH		1	6	3	7	6	1	2	-	1	1
GRAND TOTAL		26	43	38	35	66	26	16	14	8	28

\* Sentences are shown to the nearest year, with six months or more being rounded up.

11 YRS	12 YRS	13 YRS	14 YRS	15 YRS	16 YRS	17 YRS	18 YRS	19 YRS	20-24 YEARS	25-29 YEARS	30-39 YEARS	40-49 YEARS	OVER 49 YRS	LIFE	DEATH	TOTAL
-----------	-----------	-----------	-----------	-----------	-----------	-----------	-----------	-----------	----------------	----------------	----------------	----------------	----------------	------	-------	-------

-	-	1	-	-	-	-	-	-	-	-	1	1	-	-	-	31
---	---	---	---	---	---	---	---	---	---	---	---	---	---	---	---	----

-	-	1	-	-	-	-	-	-	-	-	1	1	-	-	-	31
---	---	---	---	---	---	---	---	---	---	---	---	---	---	---	---	----

5	9	8	5	11	5	2	1	2	16	9	14	9	8	5	-	409
---	---	---	---	----	---	---	---	---	----	---	----	---	---	---	---	-----

TABLE IV  
 RECIDIVISTS (VIRGINIA) COMMITTED TO THE VIRGINIA STATE PENAL SYSTEM  
 BY SENTENCE ACCORDING TO RACE AND SEX  
 YEAR ENDED JUNE 30, 1975

SENTENCE*	WHITE			NON-WHITE			GRAND TOTAL
	MALE	FEMALE	TOTAL	MALE	FEMALE	TOTAL	
1 YEAR	16	-	16	10	-	10	26
2 YEARS	22	-	22	19	2	21	43
3 YEARS	13	-	13	21	4	25	38
4 YEARS	13	-	13	22	-	22	35
5 YEARS	28	-	28	36	2	38	66
6 YEARS	11	-	11	14	1	15	26
7 YEARS	6	-	6	10	-	10	16
8 YEARS	6	-	6	8	-	8	14
9 YEARS	2	-	2	6	-	6	8
10 YEARS	12	-	12	16	-	16	28
11 YEARS	2	-	2	3	-	3	5
12 YEARS	1	-	1	7	1	8	9
13 YEARS	1	-	1	7	-	7	8
14 YEARS	2	-	2	3	-	3	5
15 YEARS	1	-	1	10	-	10	11
16 YEARS	-	-	-	5	-	5	5
17 YEARS	-	-	-	2	-	2	2
18 YEARS	-	-	-	1	-	1	1
19 YEARS	1	-	1	1	-	1	2
20 YEARS	4	-	4	8	-	8	12
21 YEARS	1	-	1	1	-	1	2
22 YEARS	-	-	-	1	-	1	1
24 YEARS	-	-	-	1	-	1	1
25 YEARS	1	-	1	2	-	2	3
26 YEARS	-	-	-	3	-	3	3
27 YEARS	1	-	1	-	-	-	1
29 YEARS	-	-	-	2	-	2	2
30 YEARS	2	-	2	3	-	3	5
31 YEARS	1	-	1	1	-	1	2
32 YEARS	1	-	1	1	-	1	2
35 YEARS	-	-	-	2	-	2	2
36 YEARS	1	-	1	-	-	-	1
38 YEARS	-	-	-	2	-	2	2
40 YEARS	-	-	-	5	-	5	5
41 YEARS	-	-	-	1	-	1	1
43 YEARS	-	-	-	1	-	1	1
47 YEARS	-	-	-	1	-	1	1
49 YEARS	-	-	-	1	-	1	1
50 YEARS	-	-	-	-	1	1	1
51 YEARS	-	-	-	1	-	1	1
53 YEARS	-	-	-	1	-	1	1
58 YEARS	1	-	1	-	-	-	1
65 YEARS	-	-	-	1	-	1	1
90 YEARS	1	-	1	-	-	-	1
99 YEARS AND ABOVE	-	-	-	2	-	2	2
LIFE	1	-	1	4	-	4	5
TOTAL COMMITMENTS	152	-	152	246	11	257	409

\* Sentences are shown to the nearest year, with six months or more being rounded up.

**TABLE V**  
**RECIDIVISTS (VIRGINIA) COMMITTED TO THE VIRGINIA STATE PENAL SYSTEM**  
**BY OFFENSE ACCORDING TO RACE AND SEX**  
**YEAR ENDED JUNE 30, 1975**

OFFENSE	WHITE			NON-WHITE			GRAND TOTAL
	MALE	FEMALE	TOTAL	MALE	FEMALE	TOTAL	
OFFENSES AGAINST PERSONS							
MURDER, 1ST DEGREE	1	-	1	3	-	3	4
MURDER, 2ND DEGREE	3	-	3	6	1	7	10
MURDER, DEGREE NOT SPECIFIED	4	-	4	10	-	10	14
MURDER, ATTEMPTED	1	-	1	2	-	2	3
MANSLAUGHTER, VOLUNTARY	1	-	1	4	-	4	5
MANSLUAGHTER, UNSPECIFIED	1	-	1	-	-	-	1
RAPE	4	-	4	10	-	10	14
RAPE, STATUTORY	2	-	2	-	-	-	2
RAPE, ATTEMPTED	1	-	1	1	-	1	2
ROBBERY, ARMED OR HIGHWAY	2	-	2	12	-	12	14
ROBBERY, UNSPECIFIED	9	-	9	39	1	40	49
ROBBERY, ATTEMPTED	1	-	1	-	-	-	1
ASSAULT, FELONIOUS	6	-	6	14	-	14	20
ASSAULT WITH INTENT TO MAIM	1	-	1	1	-	1	2
MAIMING	3	-	3	5	-	5	8
MAYHEM	1	-	1	-	-	-	1
ABDUCTION	1	-	1	-	-	-	1
EXTORTION	1	-	1	-	-	-	1
TOTAL OFFENSES AGAINST PERSONS	43	-	43	107	2	109	152
OFFENSES AGAINST PROPERTY							
BURGLARY	35	-	35	57	-	57	92
BURGLARY, ATTEMPTED	1	-	1	-	-	-	1
BREAK AND ENTER	7	-	7	9	-	9	16
BREAK AND ENTER, ATTEMPTED	-	-	-	1	-	1	1
LARCENY, GRAND (EXCEPT AUTO)	16	-	16	18	3	21	37
SHOPLIFTING	-	-	-	1	1	2	2

TABLE V  
 RECIDIVISTS (VIRGINIA) COMMITTED TO THE VIRGINIA STATE PENAL SYSTEM  
 BY OFFENSE ACCORDING TO RACE AND SEX  
 YEAR ENDED JUNE 30, 1975 (Continued)

OFFENSE	WHITE			NON-WHITE			GRAND TOTAL
	MALE	FEMALE	TOTAL	MALE	FEMALE	TOTAL	
OFFENSES AGAINST PROPERTY							
LARCENY, THEFT OF AUTO	8	-	8	7	-	7	15
USE OF AUTO WITHOUT AUTHORITY	3	-	3	2	-	2	5
FRAUD & CREDIT CARD THEFT	1	-	1	2	-	2	3
BAD CHECKS	-	-	-	-	1	1	1
ARSON	-	-	-	2	-	2	2
VANDALISM	2	-	2	-	-	-	2
FORGERY OF CHECKS. UTTERING	7	-	7	15	3	18	25
TOTAL OFFENSES AGAINST PROPERTY	80	-	80	114	8	122	202
OFFENSES AGAINST DECENCY, MORALITY, PEACE, AND GOOD ORDER							
SODOMY	1	-	1	-	-	-	1
PANDERING AND SOLICITING	-	-	-	1	-	1	1
INDECENT EXPOSURE	-	-	-	1	-	1	1
POSSESSION OF FIRE ARMS	1	-	1	1	-	1	2
TOTAL OFFENSES AGAINST DECENCY MORALITY, PEACE, AND GOOD ORDER	2	-	2	3	-	3	5
OFFENSES AGAINST PUBLIC JUSTICE AND ADMINISTRATION							
PERJURY	1	-	1	-	-	-	1
TOTAL OFFENSES AGANST PUBLIC JUSTICE AND ADMINISTRATION	1	-	1	-	-	-	1
VIOLATIONS OF TRAFFIC AND VEHICLE LAWS							
DRIVING - INFLUENCE OF ALCOHOL	1	-	1	-	-	-	1
HABITUAL OFFENDER	12	-	12	5	-	5	17
TOTAL VIOLATIONS OF TRAFFIC AND VEHICLE LAWS	13	-	13	5	-	5	18

**TABLE V**  
**RECIDIVISTS (VIRGINIA) COMMITTED TO THE VIRGINIA STATE PENAL SYSTEM**  
**BY OFFENSE ACCORDING TO RACE AND SEX**  
**YEAR ENDED JUNE 30, 1975 (Concluded)**

OFFENSE	WHITE			NON-WHITE			GRAND TOTAL
	MALE	FEMALE	TOTAL	MALE	FEMALE	TOTAL	
OFFENSES AGAINST PUBLIC POLICY, ECONOMY, AND HEALTH							
VIOLATION OF NARCOTICS LAWS	13	-	13	17	1	18	31
TOTAL OFFENSES AGAINST PUBLIC POLICY, ECONOMY, AND HEALTH	13	-	13	17	1	18	31
GRAND TOTAL	152	-	152	246	11	257	409

**TABLE VI**  
**RECIDIVISTS (VIRGINIA) COMMITTED TO THE VIRGINIA STATE PENAL SYSTEM**  
**BY MILITARY SERVICE ACCORDING TO RACE AND SEX**  
**YEAR ENDED JUNE 30, 1975**

MILITARY SERVICE	WHITE			NON-WHITE			GRAND TOTAL
	MALE	FEMALE	TOTAL	MALE	FEMALE	TOTAL	
NO MILITARY SERVICE	100	-	100	197	10	207	307
HONORABLE DISCHARGE	18	-	18	23	-	23	41
MEDICAL DISCHARGE	3	-	3	2	-	2	5
GENERAL DISCHARGE	4	-	4	6	-	6	10
UNDESIRABLE DISCHARGE	10	-	10	7	-	7	17
BAD CONDUCT DISCHARGE	5	-	5	-	-	-	5
DISHONORABLE DISCHARGE	-	-	-	1	-	1	1
MEMBER OF ARMED FORCES AT TIME OF OFFENSE	1	-	1	-	-	-	1
INFORMATION NOT AVAILABLE	11	-	11	10	1	11	22
TOTAL COMMITMENTS	152	-	152	246	11	257	409



**TABLE VII**  
**RECIDIVISTS (VIRGINIA) COMMITTED TO THE VIRGINIA STATE PENAL SYSTEM**  
**BY PAROLE OR PARDON STATUS ACCORDING TO RACE AND SEX**  
**YEAR ENDED JUNE 30, 1975**

PAROLE OR PARDON STATUS AT COMMITMENT	WHITE			NON-WHITE			GRAND TOTAL
	MALE	FEMALE	TOTAL	MALE	FEMALE	TOTAL	
ON PAROLE	28	-	28	66	2	68	96
ON CONDITIONAL PARDON	-	-	-	-	-	-	-
DISCHARGED FROM PAROLE	38	-	38	42	2	44	82
DISCHARGED FROM COND. PARDON	-	-	-	-	-	-	-
NONE OF THE ABOVE	86	-	86	138	7	145	231
TOTAL COMMITMENTS	152	-	152	246	11	257	409

**TABLE VIII**  
**RECIDIVISTS (VIRGINIA) COMMITTED TO THE VIRGINIA STATE PENAL SYSTEM**  
**BY RELIGIOUS PREFERENCE ACCORDING TO RACE AND SEX**  
**YEAR ENDED JUNE 30, 1975**

RELIGIOUS PREFERENCE	WHITE			NON-WHITE			GRAND TOTAL
	MALE	FEMALE	TOTAL	MALE	FEMALE	TOTAL	
PROTESTANT	99	-	99	162	6	168	267
CATHOLIC	6	-	6	11	-	11	17
HEBREW	-	-	-	-	-	-	-
MOSLEM	-	-	-	10	-	10	10
MUSLIM	-	-	-	10	-	10	10
OTHER	4	-	4	5	-	5	9
NO PREFERENCE	31	-	31	31	-	31	62
INFORMATION NOT AVAILABLE	12	-	12	17	5	22	34
TOTAL COMMITMENTS	152	-	152	246	11	257	409

**TABLE IX**  
**RECIDIVISTS (VIRGINIA) COMMITTED TO THE VIRGINIA STATE PENAL SYSTEM**  
**BY TESTED EDUCATIONAL LEVEL AT COMMITMENT ACCORDING TO RACE AND SEX**  
**YEAR ENDED JUNE 30, 1975**

EDUCATION	WHITE			NON-WHITE			GRAND TOTAL
	MALE	FEMALE	TOTAL	MALE	FEMALE	TOTAL	
ILLITERATE - BEGINNER (0.0 - 4.9)	24	-	24	74	-	74	98
INTERMEDIATE (5.0 - 8.9)	78	-	78	133	-	133	211
ADVANCED (9.0 - 11.9)	32	-	32	17	-	17	49
HIGH SCHOOL AND ABOVE (12.0 AND ABOVE)	2	-	2	1	-	1	3
NOT TESTED	16	-	16	21	11	32	48
TOTAL COMMITMENTS	152	-	152	246	11	257	409

**TABLE X**  
**RECIDIVISTS (VIRGINIA) COMMITTED TO THE VIRGINIA STATE PENAL SYSTEM**  
**BY INTELLIGENCE ACCORDING TO RACE AND SEX**  
**YEAR ENDED JUNE 30, 1975**

INTELLIGENCE	WHITE			NON-WHITE			GRAND TOTAL
	MALE	FEMALE	TOTAL	MALE	FEMALE	TOTAL	
SEVERELY RETARDED	1	-	1	1	-	1	2
MODERATELY RETARDED	2	-	2	7	-	7	9
BORDERLINE	4	-	4	25	3	28	32
DULL NORMAL	18	-	18	55	2	57	75
NORMAL	68	-	68	130	-	130	198
BRIGHT NORMAL	41	-	41	24	-	24	65
SUPERIOR	14	-	14	2	-	2	16
NOT TESTED	4	-	4	2	6	8	12
TOTAL COMMITMENTS	152	-	152	246	11	257	409

**TABLE XI**  
**RECIDIVISTS (VIRGINIA) COMMITTED TO THE VIRGINIA STATE PENAL SYSTEM**  
**BY STATUS OF PARENTS ACCORDING TO RACE AND SEX**  
**YEAR ENDED JUNE 30, 1975**

STATUS OF PARENTS	WHITE			NON-WHITE			GRAND TOTAL
	MALE	FEMALE	TOTAL	MALE	FEMALE	TOTAL	
LIVING TOGETHER	50	-	50	54	3	57	107
SEPARATED	3	-	3	34	2	36	39
DIVORCED	29	-	29	19	-	19	48
NOT MARRIED	4	-	4	31	-	31	35
ONE PARENT DECEASED	46	-	46	72	3	75	121
BOTH PARENTS DECEASED	16	-	16	32	3	35	51
INFORMATION NOT AVAILABLE	4	-	4	4	-	4	8
TOTAL COMMITMENTS	152	-	152	246	11	257	409

**TABLE XII**  
**RECIDIVISTS (VIRGINIA) COMMITTED TO THE VIRGINIA STATE PENAL SYSTEM**  
**BY MARITAL STATUS ACCORDING TO RACE AND SEX**  
**YEAR ENDED JUNE 30, 1975**

MARITAL STATUS	WHITE			NON-WHITE			GRAND TOTAL
	MALE	FEMALE	TOTAL	MALE	FEMALE	TOTAL	
SINGLE	53	-	53	134	4	138	191
MARRIED	52	-	52	59	2	61	113
SEPARATED	18	-	18	33	3	36	54
DIVORCED	28	-	28	17	1	18	46
WIDOWED	1	-	1	3	1	4	5
INFORMATION NOT AVAILABLE	-	-	-	-	-	-	-
TOTAL COMMITMENTS	152	-	152	246	11	257	409

**TABLE XIII**  
**RECIDIVISTS (VIRGINIA) COMMITTED TO THE VIRGINIA STATE PENAL SYSTEM**  
**BY JUVENILE RECORD ACCORDING TO RACE AND SEX**  
**YEAR ENDED JUNE 30, 1975**

JUVENILE RECORD	WHITE			NON-WHITE			GRAND TOTAL
	MALE	FEMALE	TOTAL	MALE	FEMALE	TOTAL	
NO PREVIOUS JUVENILE RECORD	48	-	48	74	2	76	124
YES, OTHER THAN STATE WARD	40	-	40	64	2	66	106
STATE WARD, TRAINING SCHOOL	41	-	41	70	4	74	115
STATE WARD, OTHER	1	-	1	7	-	7	8
INFORMATION NOT AVAILABLE	22	-	22	31	3	34	56
TOTAL COMMITMENTS	152	-	152	246	11	257	409

**TABLE XIV**  
**RECIDIVISTS (VIRGINIA) COMMITTED TO THE VIRGINIA STATE PENAL SYSTEM**  
**BY DRUG AND ALCOHOL HABITS ACCORDING TO RACE AND SEX**  
**YEAR ENDED JUNE 30, 1975**

DRUG AND ALCOHOL HABITS	WHITE			NON-WHITE			GRAND TOTAL
	MALE	FEMALE	TOTAL	MALE	FEMALE	TOTAL	
HEAVY ALCOHOL USER	57	-	57	51	1	52	109
OCCASIONAL ALCOHOL USER	15	-	15	40	4	44	59
NO RECORD OF ALCOHOL OR DRUGS	1	-	1	23	-	23	24
DRUG USER	9	-	9	48	1	49	58
DRUG & HEAVY ALCOHOL USER	41	-	41	29	-	29	70
DRUG & OCCASIONAL ALCOHOL USER	26	-	26	52	2	54	80
INFORMATION NOT AVAILABLE	3	-	3	3	3	6	9
TOTAL COMMITMENTS	152	-	152	246	11	257	409

**TABLE XV**  
**RECIDIVISTS (VIRGINIA) COMMITTED TO THE VIRGINIA STATE PENAL SYSTEM**  
**BY PREVIOUS VIRGINIA FELONY SENTENCES SERVED ACCORDING TO RACE AND SEX**  
**YEAR ENDED JUNE 30, 1975**

NUMBER OF PREVIOUS VIRGINIA FELONY SENTENCES SERVED	WHITE			NON-WHITE			GRAND TOTAL
	MALE	FEMALE	TOTAL	MALE	FEMALE	TOTAL	
0	-	-	-	-	-	-	-
1	119	-	119	181	10	191	310
2	19	-	19	45	1	46	65
3	9	-	9	17	-	17	26
4	4	-	4	3	-	3	7
5	1	-	1	-	-	-	1
TOTAL COMMITMENTS	152	-	152	246	11	257	409





**SECTION F**

**FELON RECIDIVISTS (VIRGINIA AND/OR ELSEWHERE)  
COMMITTED TO THE VIRGINIA STATE PENAL SYSTEM**





**TABLE I**  
**RECIDIVISTS (VA. AND/OR ELSEWHERE) COMMITTED TO THE VIRGINIA STATE PENAL SYSTEM**  
**BY AGE GROUP ACCORDING TO RACE AND SEX**  
**YEAR ENDED JUNE 30, 1975**

AGE	WHITE			NON-WHITE			GRAND TOTAL
	MALE	FEMALE	TOTAL	MALE	FEMALE	TOTAL	
18	1	-	1	1	-	1	2
20	3	-	3	11	-	11	14
21	8	-	8	11	-	11	19
22	14	-	14	16	-	16	30
23	11	-	11	24	2	26	37
24	16	-	16	20	2	22	38
25	14	-	14	21	-	21	35
26	17	-	17	17	-	17	34
27	7	-	7	23	1	24	31
28	9	-	9	14	2	16	25
29	7	-	7	13	-	13	20
30	12	-	12	12	-	12	24
31	6	-	6	16	1	17	23
32	8	-	8	8	1	9	17
33	7	1	8	8	1	9	17
34	6	-	6	9	-	9	15
35	4	-	4	5	-	5	9
36	7	-	7	7	-	7	14
37	6	-	6	5	-	5	11
38	5	-	5	5	1	6	11
39	6	-	6	15	-	15	21
40	6	-	6	2	-	2	8
41	2	-	2	4	1	5	7
42	6	-	6	5	-	5	11
43	6	-	6	6	1	7	13
44	5	-	5	2	-	2	7
45	1	-	1	2	-	2	3
46	3	-	3	-	-	-	3
47	1	-	1	2	-	2	3
48	2	-	2	2	-	2	4
49	1	-	1	2	-	2	3
50	2	-	2	4	-	4	6
51	1	-	1	2	-	2	3
52	-	-	-	1	1	2	2
53	-	-	-	1	-	1	1
55	-	-	-	2	-	2	2
56	2	-	2	-	-	-	2
57	2	-	2	2	-	2	4
58	-	-	-	1	-	1	1
60	1	-	1	-	-	-	1
68	1	-	1	-	-	-	1
69	-	-	-	1	-	1	1
TOTAL	216	1	217	302	14	316	533

**TABLE II**  
**RECIDIVISTS (VA. AND/OR ELSEWHERE) COMMITTED TO THE VIRGINIA STATE PENAL SYSTEM**  
**BY LOCATION OF COMMITTING COURT ACCORDING TO RACE AND SEX**  
**YEAR ENDED JUNE 30, 1975**

COMMITTING COURT	WHITE			NON-WHITE			GRAND TOTAL
	MALE	FEMALE	TOTAL	MALE	FEMALE	TOTAL	
COUNTIES							
ACCOMACK	1	-	1	1	-	1	2
ALBEMARLE	1	-	1	1	-	1	2
ALLEGHANY	-	-	-	-	-	-	-
AMELIA	-	-	-	-	-	-	-
AMHERST	2	-	2	-	-	-	2
APPOMATTOX	-	-	-	-	-	-	-
ARLINGTON	5	-	5	7	-	7	12
AUGUSTA	1	-	1	-	-	-	1
BATH	-	-	-	-	-	-	-
BEDFORD COUNTY	2	-	2	1	-	1	3
BLAND	-	-	-	-	-	-	-
BOTETOURT	-	-	-	-	-	-	-
BRUNSWICK	-	-	-	1	-	1	1
BUCHANAN	2	-	2	-	-	-	2
BUCKINGHAM	-	-	-	-	-	-	-
CAMPBELL	-	-	-	-	-	-	-
CAROLINE	1	-	1	-	-	-	1
CARROLL	1	-	1	1	-	1	2
CHARLES CITY	1	-	1	1	-	1	2
CHARLOTTE	1	-	1	-	-	-	1
CHESTERFIELD	2	-	2	5	1	6	8
CLARKE	2	-	2	-	-	-	2
CRAIG	-	-	-	-	-	-	-
CULPEPER	2	-	2	1	-	1	3
CUMBERLAND	-	-	-	-	-	-	-
DICKENSON	-	-	-	-	-	-	-
DINWIDDIE	2	-	2	1	-	1	3

**TABLE II**  
**RECIDIVISTS (VA. AND/OR ELSEWHERE) COMMITTED TO THE VIRGINIA STATE PENAL SYSTEM**  
**BY LOCATION OF COMMITTING COURT ACCORDING TO RACE AND SEX**  
**YEAR ENDED JUNE 30, 1975 (Continued)**

COMMITTING COURT	WHITE			NON-WHITE			GRAND TOTAL
	MALE	FEMALE	TOTAL	MALE	FEMALE	TOTAL	
COUNTIES							
ESSEX	-	-	-	2	-	2	2
FAIRFAX COUNTY	11	-	11	4	-	4	15
FAUQUIER	-	-	-	2	-	2	2
FLOYD	-	-	-	-	-	-	-
FLUVANNA	1	-	1	-	-	-	1
FRANKLIN COUNTY	2	-	2	-	-	-	2
FREDERICK	2	-	2	-	-	-	2
GILES	2	-	2	-	-	-	2
GLOUCESTER	-	-	-	-	-	-	-
GOOCHLAND	-	-	-	-	-	-	-
GRAYSON	2	-	2	-	-	-	2
GREENE	-	-	-	1	-	1	1
GREENSVILLE	-	-	-	2	-	2	2
HALIFAX	3	-	3	1	-	1	4
HANOVER	1	-	1	-	-	-	1
HENRICO	5	-	5	4	-	4	9
HENRY	4	-	4	2	-	2	6
HIGHLAND	-	-	-	-	-	-	-
ISLE OF WIGHT	1	-	1	1	-	1	2
JAMES CITY	-	-	-	-	-	-	-
KING AND QUEEN	-	-	-	-	-	-	-
KING GEORGE	1	-	1	-	-	-	1
KING WILLIAM	-	-	-	-	-	-	-
LANCASTER	1	-	1	-	-	-	1
LEE	-	-	-	-	-	-	-
LOUDOUN	-	-	-	2	-	2	2
LOUISA	-	-	-	1	-	1	1

**TABLE II**  
**RECIDIVISTS (VA. AND/OR ELSEWHERE) COMMITTED TO THE VIRGINIA STATE PENAL SYSTEM**  
**BY LOCATION OF COMMITTING COURT ACCORDING TO RACE AND SEX**  
**YEAR ENDED JUNE 30, 1975 (Continued)**

COMMITTING COURT	WHITE			NON-WHITE			GRAND TOTAL
	MALE	FEMALE	TOTAL	MALE	FEMALE	TOTAL	
COUNTIES							
LUNENBURG	-	-	-	1	-	1	1
MADISON	1	-	1	-	-	-	1
MATHEWS	1	-	1	1	-	1	2
MECKLENBURG	1	-	1	-	-	-	1
MIDDLESEX	-	-	-	-	-	-	-
MONTGOMERY	1	-	1	-	-	-	1
NANSEMOND	-	-	-	-	-	-	-
NELSON	1	-	1	-	-	-	1
NEW KENT	-	-	-	-	-	-	-
NORTHAMPTON	-	-	-	5	-	5	5
NORTHUMBERLAND	-	-	-	-	-	-	-
NOTTOWAY	1	-	1	1	-	1	2
ORANGE	-	-	-	1	-	1	1
PAGE	7	-	7	-	-	-	7
PATRICK	1	-	1	1	-	1	2
PITTSYLVANIA	2	-	2	-	-	-	2
POWHATAN	-	-	-	-	-	-	-
PRINCE EDWARD	-	-	-	-	-	-	-
PRINCE GEORGE	1	-	1	2	-	2	3
PRINCE WILLIAM	7	-	7	7	-	7	14
PULASKI	4	-	4	-	-	-	4
RAPPAHANNOCK	-	-	-	-	-	-	-
RICHMOND COUNTY	-	-	-	-	-	-	-
ROANOKE COUNTY	5	-	5	3	-	3	8
ROCKBRIDGE	2	-	2	-	-	-	2
ROCKINGHAM	6	-	6	-	-	-	6
RUSSELL	1	-	1	-	-	-	1

**TABLE II**  
**RECIDIVISTS (VA. AND/OR ELSEWHERE) COMMITTED TO THE VIRGINIA STATE PENAL SYSTEM**  
**BY LOCATION OF COMMITTING COURT ACCORDING TO RACE AND SEX**  
**YEAR ENDED JUNE 30, 1975 (Continued)**

COMMITTING COURT	WHITE			NON-WHITE			GRAND TOTAL
	MALE	FEMALE	TOTAL	MALE	FEMALE	TOTAL	
COUNTIES							
SCOTT	1	-	1	-	-	-	1
SHENANDOAH	-	-	-	-	-	-	-
SMYTH	1	-	1	-	-	-	1
SOUTHAMPTON	-	-	-	5	-	5	5
SPOTSYLVANIA	2	-	2	-	-	-	2
STAFFORD	1	-	1	-	-	-	1
SURRY	-	-	-	2	-	2	2
SUSSEX	1	-	1	-	-	-	1
TAZEWELL	3	-	3	-	-	-	3
WARREN	5	-	5	1	-	1	6
WASHINGTON	1	-	1	-	-	-	1
WESTMORELAND	2	-	2	-	-	-	2
WISE	1	-	1	-	-	-	1
WYTHE	1	-	1	-	-	-	1
YORK	1	-	1	-	-	-	1
TOTAL COUNTIES	124	-	124	72	1	73	197
CITIES							
ALEXANDRIA	1	-	1	7	-	7	8
BEDFORD CITY	-	-	-	-	-	-	-
BRISTOL	2	-	2	-	-	-	2
BUENA VISTA	-	-	-	-	-	-	-
CHARLOTTESVILLE	3	-	3	8	1	9	12
CHESAPEAKE	3	-	3	2	-	2	5
CLIFTON FORGE	-	-	-	-	-	-	-
COLONIAL HEIGHTS	-	-	-	-	-	-	-
COVINGTON	-	-	-	-	-	-	-

TABLE II  
 RECIDIVISTS (VA. AND/OR ELSEWHERE) COMMITTED TO THE VIRGINIA STATE PENAL SYSTEM  
 BY LOCATION OF COMMITTING COURT ACCORDING TO RACE AND SEX  
 YEAR ENDED JUNE 30, 1975 (Continued)

COMMITTING COURT  CITIES	WHITE			NON-WHITE			GRAND TOTAL
	MALE	FEMALE	TOTAL	MALE	FEMALE	TOTAL	
DANVILLE	6	-	6	4	-	4	10
EMPORIA	-	-	-	-	-	-	-
FAIRFAX CITY	-	-	-	-	-	-	-
FALLS CHURCH	-	-	-	-	-	-	-
FRANKLIN CITY	-	-	-	-	-	-	-
FREDERICKSBURG	4	-	4	3	-	3	7
GALAX	-	-	-	-	-	-	-
HAMPTON	5	-	5	8	-	8	13
HARRISONBURG	-	-	-	-	-	-	-
HOPEWELL	-	-	-	-	-	-	-
LEXINGTON	-	-	-	-	-	-	-
LYNCHBURG	1	-	1	11	-	11	12
MARTINSVILLE	6	-	6	1	-	1	7
NEWPORT NEWS	4	1	5	9	1	10	15
NORFOLK	11	-	11	45	2	47	58
NORTON	-	-	-	-	-	-	-
PETERSBURG	1	-	1	12	1	13	14
PORTSMOUTH	2	-	2	11	3	14	16
RADFORD	-	-	-	-	-	-	-
RICHMOND CITY	20	-	20	74	5	79	99
ROANOKE CITY	9	-	9	9	-	9	18
SALEM	5	-	5	-	-	-	5
SOUTH BOSTON	-	-	-	-	-	-	-
STAUNTON	2	-	2	-	-	-	2
SUFFOLK	2	-	2	14	-	14	16
VIRGINIA BEACH	4	-	4	8	-	8	12
WAYNESBORO	-	-	-	-	-	-	-

**TABLE II**  
**RECIDIVISTS (VA. AND/OR ELSEWHERE) COMMITTED TO THE VIRGINIA STATE PENAL SYSTEM**  
**BY LOCATION OF COMMITTING COURT ACCORDING TO RACE AND SEX**  
**YEAR ENDED JUNE 30, 1975 (Concluded)**

COMMITTING COURT	WHITE			NON-WHITE			GRAND TOTAL
	MALE	FEMALE	TOTAL	MALE	FEMALE	TOTAL	
CITIES							
WILLIAMSBURG	1	-	1	4	-	4	5
WINCHESTER	-	-	-	-	-	-	-
TOTAL CITIES	92	1	93	230	13	243	336
GRAND TOTAL	216	1	217	302	14	316	533



**TABLE III**  
**RECIDIVISTS (VA. AND/OR ELSEWHERE) COMMITTED TO THE VIRGINIA STATE PENAL SYSTEM**  
**BY OFFENSE ACCORDING TO TERM OF SENTENCE\***  
**YEAR ENDED JUNE 30, 1975**

OFFENSE	UNDER 1 YR.	1 YEAR	2 YRS	3 YRS	4 YRS	5 YRS	6 YRS	7 YRS	8 YRS	9 YRS	10 YRS
<b>OFFENSES AGAINST PERSONS</b>											
MURDER, 1ST DEGREE	-	-	-	-	-	-	-	-	-	-	-
MURDER, 2ND DEGREE	-	-	-	-	1	-	-	2	-	1	
MURDER, DEGREE NOT SPECIFIED	-	-	-	-	-	-	-	-	-	-	3
MURDER, ATTEMPTED	-	-	-	1	-	-	-	-	-	-	-
MANSLAUGHTER, VOLUNTARY	-	1	1	1	4	2	-	-	-	-	-
MANSLUAGHTER, UNSPECIFIED	-	-	-	-	1	-	-	-	-	-	-
RAPE	-	-	-	-	1	1	1	2	1	-	-
RAPE, STATUTORY	1	-	2	-	2	-	-	-	-	-	-
RAPE, ATTEMPTED	-	-	-	1	-	-	-	-	-	-	-
ROBBERY, ARMED OR HIGHWAY	-	1	-	-	1	1	1	-	-	-	5
ROBBERY, UNSPECIFIED	-	-	1	1	13	2	4	5	3	8	
ROBBERY, ATTEMPTED	-	-	1	-	-	-	-	-	-	-	-
ASSAULT, FELONIOUS	1	-	2	2	5	2	1	1	-	2	
ASSAULT WITH INTENT TO MAIM	-	-	1	-	1	-	-	-	-	-	-
MAIMING	1	2	-	1	-	-	-	-	-	-	-
MAYHEM	-	-	-	-	1	-	-	-	-	-	-
ABDUCTION	-	-	-	-	1	1	-	-	-	-	1
EXTORTION	-	-	-	-	-	-	-	-	-	-	1
TOTAL OFFENSES AGAINST PERSONS	3	4	8	7	31	9	7	10	4	21	
<b>OFFENSES AGAINST PROPERTY</b>											
BURGLARY	4	10	12	12	22	10	5	4	2	10	
BURGLARY, ATTEMPTED	-	-	-	-	1	-	-	-	-	-	-
BREAK AND ENTER	1	1	3	3	6	2	2	2	2	1	
BREAK AND ENTER, ATTEMPTED	-	1	-	-	-	-	-	-	-	-	-
LARCENY, GRAND (EXCEPT AUTO)	4	11	7	7	8	4	2	1	1	3	
LARCENY, PETTY	1	-	-	-	-	-	-	-	-	-	-
SHOPLIFTING	1	1	-	-	-	-	-	-	-	-	-

11 YRS	12 YRS	13 YRS	14 YRS	15 YRS	16 YRS	17 YRS	18 YRS	19 YRS	20-24 YEARS	25-29 YEARS	30-39 YEARS	40-49 YEARS	OVER 49 YRS	LIFE	DEATH	TOTAL
-----------	-----------	-----------	-----------	-----------	-----------	-----------	-----------	-----------	----------------	----------------	----------------	----------------	----------------	------	-------	-------

-	-	-	-	-	-	-	-	-	-	2	-	1	1	1	-	5
-	1	-	-	3	-	-	-	-	3	2	-	-	-	-	-	13
-	-	-	-	-	-	1	-	-	1	1	2	2	3	3	-	16
-	-	-	-	-	-	-	-	1	1	-	-	-	-	1	-	4
-	-	-	-	-	-	-	-	-	-	-	-	-	-	-	-	9
-	-	-	-	-	-	-	-	-	-	-	-	-	-	-	-	1
-	-	1	1	1	1	-	-	-	-	1	3	3	1	1	-	19
-	-	-	-	-	-	-	-	-	-	-	-	-	-	-	-	5
-	-	-	-	-	-	-	-	-	-	-	1	-	-	-	-	2
-	-	-	-	2	1	-	-	-	5	1	2	-	-	-	-	20
1	3	2	1	5	2	-	-	1	4	2	6	2	3	-	-	69
-	-	-	-	-	-	-	-	-	-	-	-	-	-	-	-	1
2	2	-	-	-	-	1	-	-	2	1	-	-	-	-	-	24
-	-	-	-	-	-	-	-	-	-	-	-	-	-	-	-	2
1	-	-	1	1	-	-	-	-	-	-	-	-	1	-	-	8
-	-	-	-	-	-	-	-	-	-	-	-	-	-	-	-	1
-	-	-	-	-	-	-	-	-	-	-	-	-	-	-	-	3
-	-	-	-	-	-	-	-	-	-	-	-	-	-	-	-	1
4	6	3	3	12	4	2	-	2	16	10	14	8	9	6	-	203
1	1	5	2	2	2	-	1	-	1	-	-	-	-	-	-	106
-	-	-	-	-	-	-	-	-	-	-	-	-	-	-	-	1
-	-	-	-	-	-	-	-	-	-	-	-	-	-	-	-	23
-	-	-	-	-	-	-	-	-	-	-	-	-	-	-	-	1
1	2	-	2	-	-	-	-	-	1	-	1	-	-	-	-	55
-	-	-	-	-	-	-	-	-	-	-	-	-	-	-	-	1
-	-	-	-	-	-	-	-	-	-	-	-	-	-	-	-	2

**TABLE III**  
**RECIDIVISTS (VA. AND/OR ELSEWHERE) COMMITTED TO THE VIRGINIA STATE PENAL SYSTEM**  
**BY OFFENSE ACCORDING TO TERM OF SENTENCE\***  
**YEAR ENDED JUNE 30, 1975 (Continued)**

OFFENSE	UNDER 1 YR.	1 YEAR	2 YRS	3 YRS	4 YRS	5 YRS	6 YRS	7 YRS	8 YRS	9 YRS	10 YRS
<b>OFFENSES AGAINST PROPERTY</b>											
POSSESSION OF STOLEN GOODS	-	-	1	-	-	-	-	-	-	-	-
LARCENY, THEFT OF AUTO	-	5	4	3	4	-	-	1	-	1	-
USE OF AUTO WITHOUT AUTHORITY	1	2	1	3	1	-	-	-	-	-	-
FRAUD & CREDIT CARD THEFT	-	2	2	-	-	-	-	-	-	-	-
BAD CHECKS	-	1	-	-	-	-	-	-	-	-	-
EMBEZZLEMENT	-	-	1	-	-	-	-	-	-	-	-
ARSON	-	1	1	1	-	-	-	-	-	-	-
VANDALISM	-	-	-	-	-	-	-	-	-	-	1
FORGERY OF CHECKS, UTTERING	2	5	4	3	7	5	1	2	-	2	-
<b>TOTAL OFFENSES AGAINST PROPERTY</b>	<b>14</b>	<b>40</b>	<b>41</b>	<b>32</b>	<b>49</b>	<b>21</b>	<b>10</b>	<b>10</b>	<b>5</b>	<b>18</b>	<b>-</b>
<b>OFFENSES AGAINST DECENCY, MORALITY, PEACE, AND GOOD ORDER</b>											
SODOMY	-	-	-	-	-	-	-	1	-	-	-
PANDERING AND SOLICITING	-	1	-	-	-	-	-	-	-	-	-
INDECENT EXPOSURE	-	1	-	-	-	-	-	-	-	-	-
POSSESSION OF FIRE ARMS	-	1	-	-	-	-	-	-	-	-	-
<b>TOTAL OFFENSES AGAINST DECENCY, MORALITY, PEACE, AND GOOD ORDER</b>	<b>-</b>	<b>3</b>	<b>-</b>	<b>-</b>	<b>-</b>	<b>-</b>	<b>-</b>	<b>1</b>	<b>-</b>	<b>-</b>	<b>-</b>
<b>OFFENSES AGAINST PUBLIC JUSTICE AND ADMINISTRATION</b>											
PERJURY	-	1	-	-	-	-	-	-	-	-	-
<b>TOTAL OFFENSES AGAINST PUBLIC JUSTICE AND ADMINISTRATION</b>	<b>-</b>	<b>1</b>	<b>-</b>	<b>-</b>	<b>-</b>	<b>-</b>	<b>-</b>	<b>-</b>	<b>-</b>	<b>-</b>	<b>-</b>
<b>VIOLATIONS OF TRAFFIC AND VEHICLE LAWS</b>											
DRIVING - INFLUENCE OF ALCOHOL	1	-	-	-	-	-	-	-	-	-	-
HABITUAL OFFENDER	13	5	-	-	-	-	-	-	-	-	-

11 12 13 14 15 16 17 18 19 20-24 25-29 30-39 40-49 OVER  
YRS YRS YRS YRS YRS YRS YRS YRS YRS YEARS YEARS YEARS YEARS 49 YRS LIFE DEATH TOTAL

-	-	-	-	-	-	-	-	-	-	-	-	-	-	-	-	1
-	-	1	-	-	-	-	-	-	1	-	-	-	-	-	-	20
-	-	-	-	-	-	-	-	-	-	-	-	-	-	-	-	8
-	-	-	-	-	-	-	-	-	-	-	-	-	-	-	-	4
-	-	-	-	-	-	-	-	-	-	-	-	-	-	-	-	1
-	-	-	-	-	-	-	-	-	-	-	-	-	-	-	-	1
-	-	-	-	-	-	-	-	-	-	-	-	-	-	-	-	3
-	1	-	-	-	-	-	-	-	-	-	-	-	-	-	-	2
-	-	-	1	-	-	-	-	-	-	-	-	-	-	-	-	37
2	4	6	5	2	2	-	1	-	3	-	1	-	-	-	-	266

-	-	-	-	-	-	-	-	-	-	-	-	-	-	-	-	1
-	-	-	-	-	-	-	-	-	-	-	-	-	-	-	-	1
-	-	-	-	-	-	-	-	-	-	-	-	-	-	-	-	1
-	-	-	-	-	-	-	-	-	1	-	-	-	-	-	-	2
-	-	-	-	-	-	-	-	-	1	-	-	-	-	-	-	5
-	-	-	-	-	-	-	-	-	-	-	-	-	-	-	-	1
-	-	-	-	-	-	-	-	-	-	-	-	-	-	-	-	1
-	-	-	-	-	-	-	-	-	-	-	-	-	-	-	-	1
-	-	-	-	-	-	-	-	-	-	-	-	-	-	-	-	18

**TABLE III**  
**RECIDIVISTS (VA. AND/OR ELSEWHERE) COMMITTED TO THE VIRGINIA STATE PENAL SYSTEM**  
**BY OFFENSE ACCORDING TO TERM OF SENTENCE\***  
**YEAR ENDED JUNE 30, 1975 (Concluded)**

OFFENSE	UNDER 1 YR.	1 YEAR	2 YRS	3 YRS	4 YRS	5 YRS	6 YRS	7 YRS	8 YRS	9 YRS	10 YRS
VIOLATIONS OF TRAFFIC AND VEHICLE LAWS											
TOTAL VIOLATIONS OF TRAFFIC AND VEHICLE LAWS		14	5	-	-	-	-	-	-	-	-
OFFENSES AGAINST PUBLIC POLICY, ECONOMY, AND HEALTH											
VIOLATION OF NARCOTICS LAWS		1	7	4	8	9	1	2	1	1	1
TOTAL OFFENSES AGAINST PUBLIC POLICY, ECONOMY, AND HEALTH		1	7	4	8	9	1	2	1	1	1
GRAND TOTAL		32	60	53	47	89	31	19	22	10	40

\* Sentences are shown to the nearest year, with six months or more being rounded up.

11	12	13	14	15	16	17	18	19	20-24	25-29	30-39	40-49	OVER					
YRS	YRS	YRS	YRS	YRS	YRS	YRS	YRS	YRS	YEARS	YEARS	YEARS	YEARS	49 YRS	LIFE	DEATH		TOTAL	

-	-	-	-	-	-	-	-	-	-	-	-	-	-	-	-	-	19
-	-	1	-	-	-	-	-	-	-	-	1	2	-	-	-	-	39
-	-	1	-	-	-	-	-	-	-	-	1	2	-	-	-	-	39
6	10	10	8	14	6	2	1	2	20	10	16	10	9	6	-	-	533

**TABLE IV**  
**RECIDIVISTS (VA. AND/OR ELSEWHERE) COMMITTED TO THE VIRGINIA STATE PENAL SYSTEM**  
**BY SENTENCE ACCORDING TO RACE AND SEX**  
**YEAR ENDED JUNE 30, 1975**

SENTENCE*	WHITE			NON-WHITE			GRAND TOTAL
	MALE	FEMALE	TOTAL	MALE	FEMALE	TOTAL	
1 YEAR	18	-	18	13	1	14	32
2 YEARS	31	1	32	25	3	28	60
3 YEARS	21	-	21	28	4	32	53
4 YEARS	18	-	18	29	-	29	47
5 YEARS	41	-	41	46	2	48	89
6 YEARS	13	-	13	17	1	18	31
7 YEARS	7	-	7	12	-	12	19
8 YEARS	9	-	9	12	1	13	22
9 YEARS	4	-	4	6	-	6	10
10 YEARS	18	-	18	22	-	22	40
11 YEARS	3	-	3	3	-	3	6
12 YEARS	1	-	1	8	1	9	10
13 YEARS	3	-	3	7	-	7	10
14 YEARS	4	-	4	4	-	4	8
15 YEARS	3	-	3	11	-	11	14
16 YEARS	1	-	1	5	-	5	6
17 YEARS	-	-	-	2	-	2	2
18 YEARS	-	-	-	1	-	1	1
19 YEARS	1	-	1	1	-	1	2
20 YEARS	5	-	5	11	-	11	16
21 YEARS	1	-	1	1	-	1	2
22 YEARS	-	-	-	1	-	1	1
24 YEARS	-	-	-	1	-	1	1
25 YEARS	1	-	1	3	-	3	4
26 YEARS	-	-	-	3	-	3	3
27 YEARS	1	-	1	-	-	-	1
29 YEARS	-	-	-	2	-	2	2
30 YEARS	3	-	3	3	-	3	6
31 YEARS	1	-	1	1	-	1	2
32 YEARS	1	-	1	1	-	1	2
35 YEARS	-	-	-	3	-	3	3
36 YEARS	1	-	1	-	-	-	1
38 YEARS	-	-	-	2	-	2	2
40 YEARS	1	-	1	5	-	5	6
41 YEARS	-	-	-	1	-	1	1
43 YEARS	-	-	-	1	-	1	1
47 YEARS	-	-	-	1	-	1	1
49 YEARS	-	-	-	1	-	1	1
50 YEARS	-	-	-	-	1	1	1
51 YEARS	-	-	-	1	-	1	1
53 YEARS	-	-	-	1	-	1	1
58 YEARS	1	-	1	-	-	-	1
60 YEARS	1	-	1	-	-	-	1
65 YEARS	-	-	-	1	-	1	1
90 YEARS	1	-	1	-	-	-	1
99 YEARS AND ABOVE	-	-	-	2	-	2	2
LIFE	2	-	2	4	-	4	6
TOTAL COMMITMENTS	216	1	217	302	14	316	533

\* Sentences are shown to the nearest year, with six months or more being rounded up.

TABLE V  
 RECIDIVISTS (VA. AND/OR ELSEWHERE) COMMITTED TO THE VIRGINIA STATE PENAL SYSTEM  
 BY OFFENSE ACCORDING TO RACE AND SEX  
 YEAR ENDED JUNE 30, 1975

OFFENSE	WHITE			NON-WHITE			GRAND TOTAL
	MALE	FEMALE	TOTAL	MALE	FEMALE	TOTAL	
OFFENSES AGAINST PERSONS							
MURDER, 1ST DEGREE	2	-	2	3	-	3	5
MURDER, 2ND DEGREE	4	-	4	8	1	9	13
MURDER, DEGREE NOT SPECIFIED	5	-	5	11	-	11	16
MURDER, ATTEMPTED	1	-	1	3	-	3	4
MANSLAUGHTER, VOLUNTARY	3	-	3	6	-	6	9
MANSLUAGHTER, UNSPECIFIED	1	-	1	-	-	-	1
RAPE	8	-	8	11	-	11	19
RAPE, STATUTORY	4	-	4	1	-	1	5
RAPE, ATTEMPTED	1	-	1	1	-	1	2
ROBBERY, ARMED OR HIGHWAY	5	-	5	15	-	15	20
ROBBERY, UNSPECIFIED	14	-	14	54	1	55	69
ROBBERY, ATTEMPTED	1	-	1	-	-	-	1
ASSAULT, FELONIOUS	9	-	9	15	-	15	24
ASSAULT WITH INTENT TO MAIM	1	-	1	1	-	1	2
MAIMING	3	-	3	5	-	5	8
MAYHEM	1	-	1	-	-	-	1
ABDUCTION	3	-	3	-	-	-	3
EXTORTION	1	-	1	-	-	-	1
TOTAL OFFENSES AGAINST PERSONS	67	-	67	134	2	136	203
OFFENSES AGAINST PROPERTY							
BURGLARY	44	-	44	62	-	62	106
BURGLARY, ATTEMPTED	1	-	1	-	-	-	1
BREAK AND ENTER	11	-	11	12	-	12	23
BREAK AND ENTER, ATTEMPTED	-	-	-	1	-	1	1
LARCENY, GRAND (EXCEPT AUTO)	23	1	24	28	3	31	55
LARCENY, PETTY	1	-	1	-	-	-	1



**TABLE V**  
**RECIDIVISTS (VA. AND/OR ELSEWHERE) COMMITTED TO THE VIRGINIA STATE PENAL SYSTEM**  
**BY OFFENSE ACCORDING TO RACE AND SEX**  
**YEAR ENDED JUNE 30, 1975 (Continued)**

OFFENSE	WHITE			NON-WHITE			GRAND
	MALE	FEMALE	TOTAL	MALE	FEMALE	TOTAL	TOTAL
OFFENSES AGAINST PROPERTY							
SHOPLIFTING	-	-	-	1	1	2	2
POSSESSION OF STOLEN GOODS	-	-	-	1	-	1	1
LARCENY, THEFT OF AUTO	11	-	11	9	-	9	20
USE OF AUTO WITHOUT AUTHORITY	5	-	5	3	-	3	8
FRAUD & CREDIT CARD THEFT	2	-	2	2	-	2	4
BAD CHECKS	-	-	-	-	1	1	1
EMBEZZLEMENT	1	-	1	-	-	-	1
ARSON	1	-	1	2	-	2	3
VANDALISM	2	-	2	-	-	-	2
FORGERY OF CHECKS, UTTERING	12	-	12	19	6	25	37
TOTAL OFFENSES AGAINST PROPERTY	114	1	115	140	11	151	266
OFFENSES AGAINST DECENCY, MORALITY, PEACE, AND GOOD ORDER							
SODOMY	1	-	1	-	-	-	1
PANDERING AND SOLICITING	-	-	-	1	-	1	1
INDECENT EXPOSURE	-	-	-	1	-	1	1
POSSESSION OF FIRE ARMS	1	-	1	1	-	1	2
TOTAL OFFENSES AGAINST DECENCY MORALITY, PEACE, AND GOOD ORDER	2	-	2	3	-	3	5
OFFENSES AGAINST PUBLIC JUSTICE AND ADMINISTRATION							
PERJURY	1	-	1	-	-	-	1
TOTAL OFFENSES AGAINST PUBLIC JUSTICE AND ADMINISTRATION	1	-	1	-	-	-	1

**TABLE V**  
**RECIDIVISTS (VA. AND/OR ELSEWHERE) COMMITTED TO THE VIRGINIA STATE PENAL SYSTEM**  
**BY OFFENSE ACCORDING TO RACE AND SEX**  
**YEAR ENDED JUNE 30, 1975 (Concluded)**

OFFENSE	WHITE			NON-WHITE			GRAND TOTAL
	MALE	FEMALE	TOTAL	MALE	FEMALE	TOTAL	
VIOLATIONS OF TRAFFIC AND VEHICLE LAWS							
DRIVING - INFLUENCE OF ALCOHOL	1	-	1	-	-	-	1
HABITUAL OFFENDER	13	-	13	5	-	5	18
TOTAL VIOLATIONS OF TRAFFIC AND VEHICLE LAWS	14	-	14	5	-	5	19
OFFENSES AGAINST PUBLIC POLICY, ECONOMY, AND HEALTH							
VIOLATION OF NARCOTICS LAWS	18	-	18	20		21	39
TOTAL OFFENSES AGAINST PUBLIC POLICY, ECONOMY, AND HEALTH	18	-	18	20	1	21	39
GRAND TOTAL	216	1	217	302	14	316	533

**TABLE VI**  
**RECIDIVISTS (VA. AND/OR ELSEWHERE) COMMITTED TO THE VIRGINIA STATE PENAL SYSTEM**  
**BY MILITARY SERVICE ACCORDING TO RACE AND SEX**  
**YEAR ENDED JUNE 30, 1975**

MILITARY SERVICE	WHITE			NON-WHITE			GRAND TOTAL
	MALE	FEMALE	TOTAL	MALE	FEMALE	TOTAL	
NO MILITARY SERVICE	134	1	135	232	13	245	380
HONORABLE DISCHARGE	33	-	33	33	-	33	66
MEDICAL DISCHARGE	3	-	3	2	-	2	5
GENERAL DISCHARGE	8	-	8	7	-	7	15
UNDESIRABLE DISCHARGE	16	-	16	12	-	12	28
BAD CONDUCT DISCHARGE	8	-	8	-	-	-	8
DISHONORABLE DISCHARGE	1	-	1	3	-	3	4
MEMBER OF ARMED FORCES AT TIME OF OFFENSE	2	-	2	-	-	-	2
INFORMATION NOT AVAILABLE	11	-	11	13	1	14	25
TOTAL COMMITMENTS	216	1	217	302	14	316	533

**TABLE VII**  
**RECIDIVISTS (VA. AND/OR ELSEWHERE) COMMITTED TO THE VIRGINIA STATE PENAL SYSTEM**  
**BY PAROLE OR PARDON STATUS ACCORDING TO RACE AND SEX**  
**YEAR ENDED JUNE 30, 1975**

PAROLE OR PARDON STATUS AT COMMITMENT	WHITE			NON-WHITE			GRAND TOTAL
	MALE	FEMALE	TOTAL	MALE	FEMALE	TOTAL	
ON PAROLE	28	-	28	66	2	68	96
ON CONDITIONAL PARDON	-	-	-	-	-	-	-
DISCHARGED FROM PAROLE	38	-	38	42	2	44	82
DISCHARGED FROM COND. PARDON	-	-	-	-	-	-	-
NONE OF THE ABOVE	150	1	151	194	10	204	355
TOTAL COMMITMENTS	216	1	217	302	14	316	533

**TABLE VIII**  
**RECIDIVISTS (VA. AND/OR ELSEWHERE) COMMITTED TO THE VIRGINIA STATE PENAL SYSTEM**  
**BY RELIGIOUS PREFERENCE ACCORDING TO RACE AND SEX**  
**YEAR ENDED JUNE 30, 1975**

RELIGIOUS PREFERENCE	WHITE			NON-WHITE			GRAND TOTAL
	MALE	FEMALE	TOTAL	MALE	FEMALE	TOTAL	
PROTESTANT	135	1	136	193	8	201	337
CATHOLIC	16	-	16	16	-	16	32
HEBREW	-	-	-	-	-	-	-
MOSLEM	-	-	-	13	-	13	13
MUSLIM	-	-	-	13	-	13	13
OTHER	5	-	5	6	-	6	11
NO PREFERENCE	37	-	37	34	-	34	71
INFORMATION NOT AVAILABLE	23	-	23	27	6	33	56
TOTAL COMMITMENTS	216	1	217	302	14	316	533

**TABLE IX**  
**RECIDIVISTS (VA. AND/OR ELSEWHERE) COMMITTED TO THE VIRGINIA STATE PENAL SYSTEM**  
**BY TESTED EDUCATIONAL LEVEL AT COMMITMENT ACCORDING TO RACE AND SEX**  
**YEAR ENDED JUNE 30, 1975**

EDUCATION	WHITE			NON-WHITE			GRAND TOTAL
	MALE	FEMALE	TOTAL	MALE	FEMALE	TOTAL	
ILLITERATE - BEGINNER (0.0 - 4.9)	31	-	31	85	-	85	116
INTERMEDIATE (5.0 - 8.9)	101	-	101	167	-	167	268
ADVANCED (9.0 - 11.9)	55	-	55	22	-	22	77
HIGH SCHOOL AND ABOVE (12.0 AND ABOVE)	7	-	7	1	-	1	8
NOT TESTED	22	1	23	27	14	41	64
TOTAL COMMITMENTS	216	1	217	302	14	316	533

**TABLE X**  
**RECIDIVISTS (VA. AND/OR ELSEWHERE) COMMITTED TO THE VIRGINIA STATE PENAL SYSTEM**  
**BY INTELLIGENCE ACCORDING TO RACE AND SEX**  
**YEAR ENDED JUNE 30, 1975**

INTELLIGENCE	WHITE			NON-WHITE			GRAND TOTAL
	MALE	FEMALE	TOTAL	MALE	FEMALE	TOTAL	
SEVERELY RETARDED	1	-	1	2	-	2	3
MODERATELY RETARDED	2	-	2	7	-	7	9
BORDERLINE	6	-	6	31	3	34	40
DULL NORMAL	22	-	22	60	2	62	84
NORMAL	94	-	94	166	1	167	261
BRIGHT NORMAL	60	-	60	31	-	31	91
SUPERIOR	27	-	27	3	-	3	30
NOT TESTED	4	1	5	2	8	10	15
TOTAL COMMITMENTS	216	1	217	302	14	316	533

**TABLE XI**  
**RECIDIVISTS (VA. AND/OR ELSEWHERE) COMMITTED TO THE VIRGINIA STATE PENAL SYSTEM**  
**BY STATUS OF PARENTS ACCORDING TO RACE AND SEX**  
**YEAR ENDED JUNE 30, 1975**

STATUS OF PARENTS	WHITE			NON-WHITE			GRAND TOTAL
	MALE	FEMALE	TOTAL	MALE	FEMALE	TOTAL	
LIVING TOGETHER	68	-	68	65	3	68	136
SEPARATED	5	-	5	39	2	41	46
DIVORCED	37	-	37	27	1	28	65
NOT MARRIED	6	1	7	31	-	31	38
ONE PARENT DECEASED	69	-	69	98	5	103	172
BOTH PARENTS DECEASED	25	-	25	35	3	38	63
INFORMATION NOT AVAILABLE	6	-	6	7	-	7	13
TOTAL COMMITMENTS	216	1	217	302	14	316	533

**TABLE XII**  
**RECIDIVISTS (VA. AND/OR ELSEWHERE) COMMITTED TO THE VIRGINIA STATE PENAL SYSTEM**  
**BY MARITAL STATUS ACCORDING TO RACE AND SEX**  
**YEAR ENDED JUNE 30, 1975**

MARITAL STATUS	WHITE			NON-WHITE			GRAND TOTAL
	MALE	FEMALE	TOTAL	MALE	FEMALE	TOTAL	
SINGLE	72	-	72	163	5	168	240
MARRIED	71	1	72	70	2	72	144
SEPARATED	29	-	29	44	4	48	77
DIVORCED	43	-	43	21	2	23	66
WIDOWED	1	-	1	4	1	5	6
INFORMATION NOT AVAILABLE	-	-	-	-	-	-	-
TOTAL COMMITMENTS	216	1	217	302	14	316	533

**TABLE XIII**  
**RECIDIVISTS (VA. AND/OR ELSEWHERE) COMMITTED TO THE VIRGINIA STATE PENAL SYSTEM**  
**BY JUVENILE RECORD ACCORDING TO RACE AND SEX**  
**YEAR ENDED JUNE 30, 1975**

JUVENILE RECORD	WHITE			NON-WHITE			GRAND TOTAL
	MALE	FEMALE	TOTAL	MALE	FEMALE	TOTAL	
NO PREVIOUS JUVENILE RECORD	78	1	79	94	3	97	176
YES, OTHER THAN STATE WARD	57	-	57	83	3	86	143
STATE WARD, TRAINING SCHOOL	49	-	49	76	4	80	129
STATE WARD, OTHER	1	-	1	7	-	7	8
INFORMATION NOT AVAILABLE	31	-	31	42	4	46	77
TOTAL COMMITMENTS	216	1	217	302	14	316	533

**TABLE XIV**  
**RECIDIVISTS (VA. AND/OR ELSEWHERE) COMMITTED TO THE VIRGINIA STATE PENAL SYSTEM**  
**BY DRUG AND ALCOHOL HABITS ACCORDING TO RACE AND SEX**  
**YEAR ENDED JUNE 30, 1975**

DRUG AND ALCOHOL HABITS	WHITE			NON-WHITE			GRAND TOTAL
	MALE	FEMALE	TOTAL	MALE	FEMALE	TOTAL	
HEAVY ALCOHOL USER	73	-	73	60	1	61	134
OCCASIONAL ALCOHOL USER	23	-	23	50	4	54	77
NO RECORD OF ALCOHOL OR DRUGS	5	1	6	28	-	28	34
DRUG USER	17	-	17	62	2	64	81
DRUG & HEAVY ALCOHOL USER	59	-	59	37	-	37	96
DRUG & OCCASIONAL ALCOHOL USER	36	-	36	60	2	62	98
INFORMATION NOT AVAILABLE	3	-	3	5	5	10	13
TOTAL COMMITMENTS	216	1	217	302	14	316	533

**TABLE XV**  
**RECIDIVISTS (VA. AND/OR ELSEWHERE) COMMITTED TO THE VIRGINIA STATE PENAL SYSTEM**  
**BY ALL PREVIOUS SENTENCES SERVED ACCORDING TO RACE AND SEX**  
**YEAR ENDED JUNE 30, 1975**

NUMBER OF ALL PREVIOUS FELONY SENTENCES SERVED	WHITE			NON-WHITE			GRAND TOTAL
	MALE	FEMALE	TOTAL	MALE	FEMALE	TOTAL	
0	-	-	-	-	-	-	-
1	144	1	145	206	13	219	364
2	40	-	40	57	1	58	98
3	16	-	16	24	-	24	40
4	8	-	8	10	-	10	18
5	4	-	4	2	-	2	6
6	3	-	3	3	-	3	6
7	1	-	1	-	-	-	1
TOTAL COMMITMENTS	216	1	217	302	14	316	533







**SECTION G**

**FELON RECIDIVISTS (VIRGINIA)**

**CONFINED TO THE VIRGINIA STATE PENAL SYSTEM**



TABLE I  
 RECIDIVISTS (VIRGINIA) CONFINED TO THE VIRGINIA STATE PENAL SYSTEM  
 BY AGE GROUP ACCORDING TO RACE AND SEX  
 ON JUNE 30, 1975

AGE	WHITE			NON-WHITE			GRAND TOTAL
	MALE	FEMALE	TOTAL	MALE	FEMALE	TOTAL	
19	-	-	-	4	-	4	4
20	3	-	3	10	-	10	13
21	11	-	11	23	-	23	34
22	20	-	20	30	-	30	50
23	13	1	14	38	2	40	54
24	27	-	27	38	1	39	66
25	22	-	22	51	1	52	74
26	20	-	20	50	1	51	71
27	24	-	24	48	1	49	73
28	25	-	25	60	-	60	85
29	20	-	20	30	2	32	52
30	18	-	18	32	1	33	51
31	21	-	21	32	3	35	56
32	21	-	21	37	1	38	59
33	16	-	16	35	-	35	51
34	15	-	15	34	-	34	49
35	17	-	17	28	1	29	46
36	15	-	15	25	1	26	41
37	12	-	12	22	-	22	34
38	11	-	11	19	1	20	31
39	21	1	22	34	-	34	56
40	17	-	17	12	1	13	30
41	13	-	13	18	1	19	32
42	13	-	13	17	1	18	31
43	14	-	14	16	1	17	31
44	12	-	12	12	1	13	25
45	5	-	5	9	-	9	14
46	13	-	13	13	-	13	26
47	7	-	7	9	1	10	17
48	1	1	2	6	-	6	8
49	7	-	7	6	1	7	14
50	3	-	3	6	1	7	10
51	6	-	6	10	-	10	16
52	5	-	5	9	1	10	15
53	5	-	5	9	-	9	14
54	1	-	1	9	1	10	11
55	2	-	2	5	-	5	7
56	3	-	3	9	-	9	12
57	2	-	2	7	-	7	9
58	3	-	3	5	-	5	8
59	2	-	2	4	-	4	6
60	2	-	2	2	-	2	4
61	1	-	1	3	1	4	5
62	2	-	2	3	-	3	5
63	2	-	2	-	1	1	3
64	2	-	2	-	-	-	2
65	1	-	1	3	-	3	4
67	-	-	-	1	-	1	1
68	-	-	-	2	-	2	2
69	1	-	1	-	-	-	1
70	-	-	-	4	-	4	4
72	1	-	1	-	-	-	1
74	-	-	-	1	-	1	1
TOTAL	498	3	501	890	28	918	1,419

TABLE II  
 RECIDIVISTS (VIRGINIA) CONFINED TO THE VIRGINIA STATE PENAL SYSTEM  
 BY LOCATION OF COMMITTING COURT ACCORDING TO RACE AND SEX  
 ON JUNE 30, 1975

COMMITTING COURT  COUNTIES	WHITE			NON-WHITE			GRAND TOTAL
	MALE	FEMALE	TOTAL	MALE	FEMALE	TOTAL	
ACCOMACK	1	-	1	3	-	3	4
ALBEMARLE	9	-	9	7	-	7	16
ALLEGHANY	4	-	4	1	-	1	5
AMELIA	-	-	-	4	-	4	4
AMHERST	4	-	4	5	-	5	9
APPOMATTOX	-	-	-	-	-	-	-
ARLINGTON	9	-	9	4	-	4	13
AUGUSTA	11	-	11	2	-	2	13
BATH	-	-	-	-	-	-	-
BEDFORD COUNTY	8	-	8	2	-	2	10
BLAND	-	-	-	-	-	-	-
BOTETOURT	3	-	3	-	-	-	3
BRUNSWICK	1	-	1	2	-	2	3
BUCHANAN	9	-	9	-	-	-	9
BUCKINGHAM	1	-	1	2	-	2	3
CAMPBELL	3	-	3	3	-	3	6
CAROLINE	1	-	1	1	-	1	2
CARROLL	6	-	6	1	-	1	7
CHARLES CITY	-	-	-	1	-	1	1
CHARLOTTE	1	-	1	1	-	1	2
CHESTERFIELD	7	-	7	11	1	12	19
CLARKE	-	-	-	-	-	-	-
CRAIG	1	-	1	-	-	-	1
CULPEPER	3	-	3	3	-	3	6
CUMBERLAND	-	-	-	1	-	1	1
DICKENSON	1	-	1	-	-	-	1
DINWIDDIE	1	-	1	2	-	2	3

TABLE II  
 RECIDIVISTS (VIRGINIA) CONFINED TO THE VIRGINIA STATE PENAL SYSTEM  
 BY LOCATION OF COMMITTING COURT ACCORDING TO RACE AND SEX  
 ON JUNE 30, 1975 (Continued)

COMMITTING COURT COUNTIES	WHITE			NON-WHITE			GRAND TOTAL
	MALE	FEMALE	TOTAL	MALE	FEMALE	TOTAL	
ESSEX	1	-	1	1	-	1	2
FAIRFAX COUNTY	24	1	25	15	-	15	40
FAUQUIER	1	1	2	4	1	5	7
FLOYD	-	-	-	-	-	-	-
FLUVANNA	1	-	1	-	-	-	1
FRANKLIN COUNTY	4	-	4	3	-	3	7
FREDERICK	3	-	3	-	-	-	3
GILES	2	-	2	-	-	-	2
GLOUCESTER	1	-	1	-	-	-	1
GOOCHLAND	-	-	-	1	-	1	1
GRAYSON	1	-	1	-	-	-	1
GREENE	-	-	-	2	-	2	2
GREENSVILLE	-	-	-	3	-	3	3
HALIFAX	2	-	2	3	-	3	5
HANOVER	1	-	1	6	-	6	7
HENRICO	13	-	13	13	-	13	26
HENRY	5	-	5	3	-	3	8
HIGHLAND	-	-	-	-	-	-	-
ISLE OF WIGHT	2	-	2	7	-	7	9
JAMES CITY	-	-	-	1	-	1	1
KING AND QUEEN	-	-	-	-	-	-	-
KING GEORGE	-	-	-	-	-	-	-
KING WILLIAM	-	-	-	-	-	-	-
LANCASTER	-	-	-	-	-	-	-
LEE	3	-	3	-	-	-	3
LOUDOUN	-	-	-	1	-	1	1
LOUISA	1	-	1	2	-	2	3

TABLE II  
 RECIDIVISTS (VIRGINIA) CONFINED TO THE VIRGINIA STATE PENAL SYSTEM  
 BY LOCATION OF COMMITTING COURT ACCORDING TO RACE AND SEX  
 ON JUNE 30, 1975 (Continued)

COMMITTING COURT	WHITE			NON-WHITE			GRAND TOTAL
	MALE	FEMALE	TOTAL	MALE	FEMALE	TOTAL	
COUNTIES							
LUNENBURG	1	-	1	5	-	5	6
MADISON	3	-	3	1	-	1	4
MATHEWS	1	-	1	1	-	1	2
MECKLENBURG	3	-	3	8	-	8	11
MIDDLESEX	-	-	-	-	-	-	-
MONTGOMERY	2	-	2	1	-	1	3
NANSEMOND	3	-	3	9	-	9	12
NELSON	4	-	4	-	-	-	4
NEW KENT	-	-	-	-	-	-	-
NORTHAMPTON	-	-	-	8	-	8	8
NORTHUMBERLAND	-	-	-	1	-	1	1
NOTTOWAY	1	-	1	4	-	4	5
ORANGE	3	-	3	2	-	2	5
PAGE	9	-	9	-	-	-	9
PATRICK	5	-	5	2	-	2	7
PITTSYLVANIA	8	-	8	8	-	8	16
POWHATAN	3	-	3	2	-	2	5
PRINCE EDWARD	-	-	-	1	-	1	1
PRINCE GEORGE	2	-	2	3	-	3	5
PRINCE WILLIAM	4	-	4	6	-	6	10
PULASKI	9	-	9	2	-	2	11
RAPPAHANNOCK	-	-	-	1	-	1	1
RICHMOND COUNTY	-	-	-	2	-	2	2
ROANOKE COUNTY	9	-	9	1	-	1	10
ROCKBRIDGE	3	-	3	-	-	-	3
ROCKINGHAM	9	-	9	-	-	-	9
RUSSELL	1	-	1	-	-	-	1

TABLE II  
 RECIDIVISTS (VIRGINIA) CONFINED TO THE VIRGINIA STATE PENAL SYSTEM  
 BY LOCATION OF COMMITTING COURT ACCORDING TO RACE AND SEX  
 ON JUNE 30, 1975 (Continued)

COMMITTING COURT	WHITE			NON-WHITE			GRAND TOTAL
	MALE	FEMALE	TOTAL	MALE	FEMALE	TOTAL	
COUNTIES							
SCOTT	2	-	2	-	-	-	2
SHENANDOAH	-	-	-	-	-	-	-
SMYTH	4	-	4	-	-	-	4
SOUTHAMPTON	-	-	-	7	-	7	7
SPOTSYLVANI	3	-	3	-	-	-	3
STAFFORD	2	-	2	-	-	-	2
SURRY	1	-	1	2	-	2	3
SUSSEX	-	-	-	7	-	7	7
TAZEWELL	5	-	5	1	-	1	6
WARREN	4	-	4	1	-	1	5
WASHINGTON	3	-	3	-	-	-	3
WESTMORELAND	1	-	1	2	-	2	3
WISE	3	-	3	-	-	-	3
WYTHE	2	-	2	-	-	-	2
YORK	4	-	4	-	-	-	4
TOTAL COUNTIES	266	2	268	209	2	211	479
CITIES							
ALEXANDRIA	4	-	4	14	-	14	18
BEDFORD CITY	-	-	-	-	-	-	-
BRISTOL	3	-	3	1	-	1	4
BUENA VISTA	1	-	1	1	-	1	2
CHARLOTTESVILLE	7	-	7	9	1	10	17
CHESAPEAKE	11	-	11	10	-	10	21
CLIFTON FORGE	1	-	1	-	-	-	1
COLONIAL HEIGHTS	2	-	2	-	-	-	2
COVINGTON	-	-	-	-	-	-	-



TABLE II  
 RECIDIVISTS (VIRGINIA) CONFINED TO THE VIRGINIA STATE PENAL SYSTEM  
 BY LOCATION OF COMMITTING COURT ACCORDING TO RACE AND SEX  
 ON JUNE 30, 1975 (Continued)

COMMITTING COURT	WHITE			NON-WHITE			GRAND TOTAL
	MALE	FEMALE	TOTAL	MALE	FEMALE	TOTAL	
CITIES							
DANVILLE	11	-	11	17	2	19	30
EMPORIA	-	-	-	-	-	-	-
FAIRFAX CITY	-	-	-	-	-	-	-
FALLS CHURCH	-	-	-	-	-	-	-
FRANKLIN CITY	-	-	-	-	-	-	-
FREDERICKSBURG	6	-	6	3	-	3	9
GALAX	-	-	-	-	-	-	-
HAMPTON	10	-	10	17	-	17	27
HARRISONBURG	-	-	-	-	-	-	-
HOPEWELL	1	-	1	1	1	2	3
LEXINGTON	-	-	-	-	-	-	-
LYNCHBURG	16	-	16	21	1	22	38
MARTINSVILLE	12	-	12	9	-	9	21
NEWPORT NEWS	11	-	11	36	1	37	48
NORFOLK	28	-	28	127	3	130	158
NORTON	-	-	-	1	1	2	2
PETERSBURG	1	-	1	39	3	42	43
PORTSMOUTH	3	-	3	54	3	57	60
RADFORD	-	-	-	-	-	-	-
RICHMOND CITY	45	1	46	231	9	240	286
ROANOKE CITY	21	-	21	27	1	28	49
SALEM	8	-	8	-	-	-	8
SOUTH BOSTON	-	-	-	-	-	-	-
STAUNTON	4	-	4	3	-	3	7
SUFFOLK	2	-	2	19	-	19	21
VIRGINIA BEACH	13	-	13	30	-	30	43
WAYNESBORO	2	-	2	1	-	1	3

**TABLE II**  
**RECIDIVISTS (VIRGINIA) CONFINED TO THE VIRGINIA STATE PENAL SYSTEM**  
**BY LOCATION OF COMMITTING COURT ACCORDING TO RACE AND SEX**  
**ON JUNE 30, 1975 (Concluded)**

COMMITTING COURT	WHITE			NON-WHITE			GRAND TOTAL
	MALE	FEMALE	TOTAL	MALE	FEMALE	TOTAL	
CITIES							
WILLIAMSBURG	4	-	4	8	-	8	12
WINCHESTER	5	-	5	2	-	2	7
TOTAL CITIES	232	1	233	681	26	707	940
GRAND TOTAL	498	3	501	890	28	918	1,419

**TABLE III**  
**RECIDIVISTS (VIRGINIA) CONFINED TO THE VIRGINIA STATE PENAL SYSTEM**  
**BY OFFENSE ACCORDING TO TERM OF SENTENCE\***  
**ON JUNE 30, 1975**

OFFENSE	UNDER 1 YR.	1 YEAR	2 YRS	3 YRS	4 YRS	5 YRS	6 YRS	7 YRS	8 YRS	9 YRS	10 YRS
<b>OFFENSES AGAINST PERSONS</b>											
MURDER, 1ST DEGREE	-	-	-	-	-	-	-	-	-	-	-
MURDER, 2ND DEGREE	-	-	-	-	-	3	2	-	1	-	-
MURDER, DEGREE NOT SPECIFIED	-	-	-	-	-	-	-	-	-	-	-
MURDER, ATTEMPTED	-	-	-	1	-	-	-	-	1	-	1
MANSLAUGHTER, VOLUNTARY	-	-	-	-	-	5	3	2	-	-	-
MANSLAUGHTER, INVOLUNTARY	-	-	-	-	-	-	1	-	-	-	-
MANSLUAGHTER, UNSPECIFIED	-	-	-	-	-	-	1	1	-	-	-
RAPE	-	-	-	-	-	2	1	-	3	1	1
RAPE, STATUTORY	-	-	1	1	1	-	-	-	-	-	-
RAPE, ATTEMPTED	-	-	-	1	1	2	1	1	1	-	1
ABDUCTION FOR PURPOSE OF RAPE	-	-	-	-	-	-	-	-	-	-	-
ROBBERY, ARMED OR HIGHWAY	-	-	-	1	2	10	4	4	4	5	8
ROBBERY, BANK	-	-	-	-	-	-	-	-	-	-	-
ROBBERY, UNSPECIFIED	-	-	1	-	4	4	5	5	1	7	3
ROBBERY, ATTEMPTED	-	-	-	-	-	2	-	-	-	1	-
ASSAULT, FELONIOUS	1	-	5	1	9	5	5	5	2	2	6
ASSAULT WITH INTENT TO MAIM	-	-	1	1	1	-	-	-	-	-	-
MAIMING	-	1	1	3	1	1	1	1	1	-	-
MAYHEM	-	-	-	1	-	-	-	-	-	-	-
SHOOT INTO OCCUPIED DWELLING	-	-	-	1	-	-	-	-	1	1	-
KIDNAPPING	-	-	-	-	-	-	-	-	-	-	-
ABDUCTION	-	-	-	1	-	1	-	-	-	-	-
EXTORTION	-	-	-	-	-	-	-	-	-	-	1
<b>TOTAL OFFENSES AGAINST PERSONS</b>	<b>1</b>	<b>1</b>	<b>9</b>	<b>12</b>	<b>31</b>	<b>31</b>	<b>19</b>	<b>15</b>	<b>17</b>	<b>21</b>	

11 YRS	12 YRS	13 YRS	14 YRS	15 YRS	16 YRS	17 YRS	18 YRS	19 YRS	20-24 YEARS	25-29 YEARS	30-39 YEARS	40-49 YEARS	OVER 49 YRS	LIFE	DEATH	TOTAL
-	-	-	-	-	-	-	-	-	3	8	7	13	13	50	-	94
2	2	-	2	3	4	2	2	-	23	9	6	3	2	-	-	66
2	1	1	-	-	-	2	-	-	2	2	1	2	3	3	-	19
-	-	-	-	2	1	-	1	-	3	-	1	2	-	1	-	14
1	1	-	-	-	-	-	-	-	-	-	-	-	-	-	-	12
-	-	-	-	-	-	-	-	-	-	-	-	-	-	-	-	1
-	-	-	-	-	-	-	-	-	-	-	-	-	-	-	-	2
-	-	-	2	2	1	1	1	1	1	2	7	8	9	21	-	64
-	-	-	-	-	1	-	-	-	-	-	-	-	-	-	-	4
1	1	-	-	2	2	-	-	1	1	2	3	1	2	3	-	26
-	-	-	-	-	-	1	-	-	-	-	-	-	-	-	-	1
10	7	5	3	8	8	6	3	4	40	20	20	11	17	5	-	201
-	-	-	-	-	-	-	-	-	1	-	-	-	-	-	-	1
3	2	2	3	6	3	2	2	1	10	3	12	4	5	-	-	83
1	1	1	-	-	-	-	-	-	-	1	-	-	-	-	-	7
6	2	2	-	1	4	1	2	1	6	6	5	1	1	1	-	75
-	-	-	-	-	-	-	-	-	-	-	-	-	-	-	-	3
3	4	-	1	2	-	1	-	-	2	-	2	2	-	-	-	26
-	-	-	-	-	-	-	-	-	-	-	-	-	-	-	-	1
1	-	-	-	-	-	-	-	-	-	-	-	-	-	-	-	4
-	-	-	-	-	-	-	-	-	1	-	-	1	-	-	-	2
1	2	-	-	-	-	-	-	-	3	-	-	-	1	-	-	9
-	-	-	-	-	-	-	-	-	-	-	-	-	-	-	-	1
31	23	11	11	26	24	16	11	8	96	53	64	48	53	84	-	716

TABLE III  
 RECIDIVISTS (VIRGINIA) CONFINED TO THE VIRGINIA STATE PENAL SYSTEM  
 BY OFFENSE ACCORDING TO TERM OF SENTENCE \*  
 ON JUNE 30, 1975 (Continued)

OFFENSE	UNDER 1 YR.	1 YEAR	2 YRS.	3 YRS	4 YRS	5 YRS	6 YRS	7 YRS	8 YRS	9 YRS	10 YRS
OFFENSES AGAINST PROPERTY											
BURGLARY		2	5	17	15	36	21	25	13	11	18
BURGLARY, ATTEMPTED	-	-	-	-	-	-	-	-	-	1	-
POSSESSION OF BURGLARY TOOLS	-	-	-	-	-	-	1	-	-	-	-
BREAK AND ENTER	1	1	2	6	7	5	4	6	6	5	5
BREAK AND ENTER, ATTEMPTED	-	1	-	-	-	-	-	-	-	-	-
LARCENY, GRAND (EXCEPT AUTO)	1	3	9	7	11	9	14	7	7	2	6
LARCENY, CERTAIN FARM ANIMALS	-	1	-	-	-	-	-	-	-	-	-
LARCENY, PETTY	-	-	-	2	1	-	2	-	-	-	-
SHOPLIFTING	-	1	-	-	-	-	-	-	-	-	-
POSSESSION OF STOLEN GOODS	-	-	1	-	1	-	-	-	-	-	1
LARCENY, THEFT OF AUTO	-	-	2	5	3	3	1	5	1	1	2
USE OF AUTO WITHOUT AUTHORITY	-	1	2	2	1	-	1	1	-	-	1
TRANSPORT STOLEN CAR (FEDERAL)	-	-	-	-	-	-	-	-	-	-	-
FRAUD & CREDIT CARD THEFT	-	1	1	-	-	-	-	-	-	1	-
BAD CHECKS	-	1	-	-	-	-	-	-	-	-	-
ARSON	-	-	3	1	2	3	1	1	1	1	-
VANDALISM	-	-	-	-	-	-	-	-	-	-	-
FORGERY OF CHECKS, UTTERING	-	2	8	3	9	9	6	3	3	5	2
FORGERY OF DOCUMENTS	-	-	-	-	-	-	-	-	2	-	-
TOTAL OFFENSES AGAINST PROPERTY	4	17	45	41	71	51	54	38	27	27	35
OFFENSES AGAINST DECENCY, MORALITY, PEACE, AND GOOD ORDER											
SODOMY	-	-	-	-	-	1	2	1	-	-	-
PANDERING AND SOLICITING	-	1	-	-	-	-	-	-	-	-	-
INDECENT EXPOSURE	-	-	-	-	-	1	-	-	-	-	1
FALSE PUBLIC ALARM (NOT FIRE)	-	-	-	-	-	1	-	-	-	-	-
VIOLATING WEAPONS LAWS	-	-	-	-	-	-	-	-	-	-	-

11 YRS	12 YRS	13 YRS	14 YRS	15 YRS	16 YRS	17 YRS	18 YRS	19 YRS	20-24 YEARS	25-29 YEARS	30-39 YEARS	40-49 YEARS	OVER 49 YRS	LIFE	DEATH	TOTAL
-----------	-----------	-----------	-----------	-----------	-----------	-----------	-----------	-----------	----------------	----------------	----------------	----------------	----------------	------	-------	-------

15	8	15	9	9	8	4	1	6	18	7	7	4	2	-	-	276
-	-	-	-	-	-	-	-	-	-	-	-	-	-	-	-	1
-	-	-	-	1	-	-	-	-	-	-	-	-	-	-	-	2
1	2	2	3	4	-	3	-	-	3	1	-	-	-	-	-	61
-	-	-	-	-	-	-	-	-	-	-	-	-	-	-	-	1
4	5	4	2	6	3	1	2	1	3	2	1	2	-	-	-	105
-	-	-	-	-	-	-	-	-	-	-	-	-	-	-	-	1
-	-	-	-	-	-	-	-	-	-	-	-	-	-	-	-	5
-	-	-	-	-	-	-	-	-	-	-	-	-	-	-	-	1
-	-	-	-	-	-	-	-	-	-	-	-	-	-	-	-	3
1	1	-	1	2	1	-	1	-	2	1	-	-	-	-	-	32
-	2	1	-	-	1	-	-	-	-	-	-	-	-	-	-	13
-	-	-	-	-	-	-	-	1	-	-	-	-	-	-	-	1
-	-	-	-	-	-	-	-	-	-	-	-	-	-	-	-	3
-	-	-	-	-	-	-	-	-	-	-	-	-	-	-	-	1
-	-	-	-	-	-	-	-	-	-	1	1	-	-	-	-	14
-	1	-	-	-	-	-	-	-	1	-	-	-	-	-	-	2
1	3	1	-	1	1	2	-	1	5	1	1	-	-	-	-	64
-	-	-	-	-	-	-	-	-	-	-	-	-	-	-	-	2
22	22	23	15	23	14	10	4	9	32	13	10	6	2	-	-	588
2	-	-	-	-	-	-	-	-	-	1	-	1	-	-	-	8
-	-	-	-	-	-	-	-	-	-	-	-	-	-	-	-	1
-	-	-	-	-	-	-	-	-	-	-	-	-	-	-	-	2
-	-	-	-	-	-	-	-	-	-	-	-	-	-	-	-	1
-	-	-	-	-	-	-	-	-	-	-	1	-	-	-	-	1

**TABLE III**  
**RECIDIVISTS (VIRGINIA) CONFINED TO THE VIRGINIA STATE PENAL SYSTEM**  
**BY OFFENSE ACCORDING TO TERM OF SENTENCE \***  
**ON JUNE 30, 1975 (Concluded)**

OFFENSE	UNDER 1 YR.	1 YEAR	2 YRS	3 YRS	4 YRS	5 YRS	6 YRS	7 YRS	8 YRS	9 YRS	10 YRS
OFFENSES AGAINST DECENCY, MORALITY, PEACE, AND GOOD ORDER											
POSSESSION OF FIRE ARMS	-	-	-	-	-	1	-	-	-	1	-
TOTAL OFFENSES AGAINST DECENCY MORALITY, PEACE, AND GOOD ORDER	-	1	-	-	-	4	2	1	-	1	1
OFFENSES AGAINST PUBLIC JUSTICE AND ADMINISTRATION											
CONSPIRACY TO COMMIT A CRIME	-	-	-	-	-	-	1	-	-	-	-
PERJURY	-	1	-	-	-	-	-	-	-	-	-
ESCAPE - ATTEMPTED ESCAPE	-	-	-	-	-	-	1	-	-	-	-
TOTAL OFFENSES AGAINST PUBLIC JUSTICE AND ADMINISTRATION	-	1	-	-	-	-	2	-	-	-	-
VIOLATIONS OF TRAFFIC AND VEHICLE LAWS											
HABITUAL OFFENDER	5	2	2	-	-	-	1	-	1	-	-
TOTAL VIOLATIONS OF TRAFFIC AND VEHICLE LAWS	5	2	2	-	-	-	1	-	1	-	-
OFFENSES AGAINST PUBLIC POLICY, ECONOMY, AND HEALTH											
ILLEGAL LIQUOR MANUFACTURE	-	-	-	-	-	-	1	-	-	-	-
VIOLATION OF NARCOTICS LAWS	-	7	2	8	9	9	9	4	1	6	6
TOTAL OFFENSES AGAINST PUBLIC POLICY, ECONOMY, AND HEALTH	-	7	2	8	9	9	10	4	1	6	6
GRAND TOTAL	10	29	58	61	115	97	78	55	51	63	

\* Sentences are shown to the nearest year, with six months or more being rounded up.

11 YRS	12 YRS	13 YRS	14 YRS	15 YRS	16 YRS	17 YRS	18 YRS	19 YRS	20-24 YEARS	25-29 YEARS	30-39 YEARS	40-49 YEARS	OVER 49 YRS	LIFE	DEATH	TOTAL
1	1	-	-	-	-	-	-	-	1	-	1	-	-	-	-	6
3	1	-	-	-	-	-	-	-	1	1	2	1	-	-	-	19
-	-	-	-	-	-	-	-	-	-	-	-	-	-	-	-	1
-	-	-	-	-	-	-	-	-	-	-	-	-	-	-	-	1
-	-	-	-	-	-	-	-	-	-	-	-	-	-	-	-	1
-	-	-	-	-	-	-	-	-	-	-	-	-	-	-	-	3
-	-	-	-	-	-	-	-	-	-	-	-	-	-	-	-	11
-	-	-	-	-	-	-	-	-	-	-	-	-	-	-	-	11
-	-	-	-	-	-	-	-	-	-	-	-	-	-	-	-	1
2	5	2	3	1	1	2	1	1	1	5	2	3	-	-	-	81
2	5	2	3	1	1	2	1	1	1	5	2	3	-	-	-	82
58	51	36	29	50	39	28	16	18	130	72	78	58	55	84	-	1,419



TABLE IV  
 RECIDIVISTS (VIRGINIA) CONFINED TO THE VIRGINIA STATE PENAL SYSTEM  
 BY SENTENCE ACCORDING TO RACE AND SEX  
 ON JUNE 30, 1975

SENTENCE*	WHITE			NON-WHITE			GRAND TOTAL
	MALE	FEMALE	TOTAL	MALE	FEMALE	TOTAL	
UNDER ONE YEAR	-	-	-	-	-	-	-
1 YEAR	7	-	7	3	-	3	10
2 YEARS	13	1	14	13	2	15	29
3 YEARS	19	-	19	34	5	39	58
4 YEARS	31	-	31	28	2	30	61
5 YEARS	38	-	38	72	5	77	115
6 YEARS	40	-	40	56	1	57	97
7 YEARS	35	-	35	42	1	43	78
8 YEARS	23	-	23	30	2	32	55
9 YEARS	19	2	21	30	-	30	51
10 YEARS	22	-	22	40	1	41	63
11 YEARS	23	-	23	34	1	35	58
12 YEARS	19	-	19	31	1	32	51
13 YEARS	9	-	9	27	-	27	36
14 YEARS	8	-	8	21	-	21	29
15 YEARS	17	-	17	32	1	33	50
16 YEARS	15	-	15	23	1	24	39
17 YEARS	8	-	8	20	-	20	28
18 YEARS	4	-	4	11	1	12	16
19 YEARS	8	-	8	10	-	10	18
20 YEARS	15	-	15	34	-	34	49
21 YEARS	10	-	10	23	1	24	34
22 YEARS	6	-	6	15	-	15	21
23 YEARS	5	-	5	7	1	8	13
24 YEARS	4	-	4	9	-	9	13
25 YEARS	6	-	6	15	-	15	21
26 YEARS	3	-	3	14	-	14	17
27 YEARS	2	-	2	8	-	8	10
28 YEARS	4	-	4	14	-	14	18
29 YEARS	1	-	1	5	-	5	6
30 YEARS	8	-	8	7	-	7	15
31 YEARS	3	-	3	9	-	9	12
32 YEARS	2	-	2	6	-	6	8
33 YEARS	3	-	3	7	-	7	10
34 YEARS	3	-	3	6	-	6	9
35 YEARS	1	-	1	6	-	6	7
36 YEARS	-	-	-	3	-	3	3
37 YEARS	-	-	-	1	-	1	1
38 YEARS	5	-	5	6	-	6	11
39 YEARS	1	-	1	1	-	1	2
40 YEARS	6	-	6	15	-	15	21
41 YEARS	-	-	-	10	-	10	10
42 YEARS	1	-	1	2	-	2	3
43 YEARS	4	-	4	7	-	7	11
44 YEARS	1	-	1	1	-	1	2
45 YEARS	1	-	1	5	-	5	6
46 YEARS	-	-	-	1	-	1	1
47 YEARS	-	-	-	2	-	2	2
48 YEARS	-	-	-	2	-	2	2
50 YEARS	3	-	3	6	1	7	10
51 YEARS	1	-	1	4	-	4	5
52 YEARS	-	-	-	1	-	1	1
53 YEARS	-	-	-	3	-	3	3
54 YEARS	-	-	-	2	-	2	2
56 YEARS	-	-	-	1	-	1	1
57 YEARS	1	-	1	1	-	1	2

TABLE IV  
 RECIDIVISTS (VIRGINIA) CONFINED TO THE VIRGINIA STATE PENAL SYSTEM  
 BY SENTENCE ACCORDING TO RACE AND SEX  
 ON JUNE 30, 1975 (Concluded)

SENTENCE*	WHITE			NON-WHITE			GRAND TOTAL
	MALE	FEMALE	TOTAL	MALE	FEMALE	TOTAL	
58 YEARS	1	-	1	-	-	-	1
60 YEARS	1	-	1	1	-	1	2
62 YEARS	1	-	1	-	-	-	1
63 YEARS	-	-	-	2	-	2	2
65 YEARS	1	-	1	2	-	2	3
67 YEARS	1	-	1	-	-	-	1
68 YEARS	-	-	-	1	-	1	1
71 YEARS	-	-	-	1	-	1	1
74 YEARS	1	-	1	1	-	1	2
75 YEARS	-	-	-	1	-	1	1
77 YEARS	1	-	1	-	-	-	1
80 YEARS	-	-	-	2	-	2	2
81 YEARS	1	-	1	-	-	-	1
85 YEARS	-	-	-	1	-	1	1
89 YEARS	1	-	1	-	-	-	1
90 YEARS	1	-	1	-	-	-	1
91 YEARS	-	-	-	1	-	1	1
98 YEARS	1	-	1	-	-	-	1
99 YEARS AND ABOVE	2	-	2	5	-	5	7
LIFE	27	-	27	56	1	57	84
TOTAL	498	3	501	890	28	918	1,419

\* Sentences are shown to the nearest year, with six months or more being rounded up.

TABLE V  
 RECIDIVISTS (VIRGINIA) CONFINED TO THE VIRGINIA STATE PENAL SYSTEM  
 BY OFFENSE ACCORDING TO RACE AND SEX  
 ON JUNE 30, 1975

OFFENSE	WHITE			NON-WHITE			GRAND TOTAL
	MALE	FEMALE	TOTAL	MALE	FEMALE	TOTAL	
OFFENSES AGAINST PERSONS							
MURDER, 1ST DEGREE	33	-	33	60	1	61	94
MURDER, 2ND DEGREE	16	-	16	46	4	50	66
MURDER, DEGREE NOT SPECIFIED	4	-	4	15	-	15	19
MURDER, ATTEMPTED	1	-	1	13	-	13	14
MANSLAUGHTER, VOLUNTARY	2	-	2	9	1	10	12
MANSLAUGHTER, INVOLUNTARY	-	-	-	1	-	1	1
MANSLUAGHTER, UNSPECIFIED	2	-	2	-	-	-	2
RAPE	20	-	20	44	-	44	64
RAPE, STATUTORY	4	-	4	-	-	-	4
RAPE, ATTEMPTED	13	-	13	13	-	13	26
ABDUCTION FOR PURPOSE OF RAPE	-	-	-	- 1	-	1	1
ROBBERY, ARMED OR HIGHWAY	39	-	39	161	1	162	201
ROBBERY, BANK	-	-	-	1	-	1	1
ROBBERY, UNSPECIFIED	19	-	19	63	1	64	83
ROBBERY, ATTEMPTED	-	-	-	7	-	7	7
ASSAULT, FELONIOUS	21	-	21	51	3	54	75
ASSAULT WITH INTENT TO MAIM	1	-	1	2	-	2	3
MAIMING	10	-	10	16	-	16	26
MAYHEM	1	-	1	-	-	-	1
SHOOT INTO OCCUPIED DWELLING	3	-	3	1	-	1	4
KIDNAPPING	1	-	1	1	-	1	2
ABDUCTION	5	-	5	4	-	4	9
EXTORTION	1	-	1	-	-	-	1
TOTAL OFFENSES AGAINST PERSONS	196	-	196	509	11	520	716

TABLE V  
 RECIDIVISTS (VIRGINIA) CONFINED TO THE VIRGINIA STATE PENAL SYSTEM  
 BY OFFENSE ACCORDING TO RACE AND SEX  
 ON JUNE 30, 1975 (Continued)

OFFENSE	WHITE			NON-WHITE			GRAND
	MALE	FEMALE	TOTAL	MALE	FEMALE	TOTAL	TOTAL
OFFENSES AGAINST PROPERTY							
BURGLARY	120	1	121	155	-	155	276
BURGLARY, ATTEMPTED	1	-	1	-	-	-	1
POSSESSION OF BURGLARY TOOLS	-	-	-	2	-	2	2
BREAK AND ENTER	33	-	33	28	-	28	61
BREAK AND ENTER, ATTEMPTED	-	-	-	1	-	1	1
LARCENY, GRAND (EXCEPT AUTO)	45	-	45	54	6	60	105
LARCENY, CERTAIN FARM ANIMALS	-	-	-	1	-	1	1
LARCENY, PETTY	1	-	1	2	2	4	5
SHOPLIFTING	-	-	-	-	1	1	1
POSSESSION OF STOLEN GOODS	1	-	1	2	-	2	3
LARCENY, THEFT OF AUTO	17	-	17	15	-	15	32
USE OF AUTO WITHOUT AUTHORITY	8	-	8	5	-	5	13
TRANSPORT STOLEN CAR (FEDERAL)	1	-	1	-	-	-	1
FRAUD & CREDIT CARD THEFT	1	-	1	2	-	2	3
BAD CHECKS	-	-	-	-	1	1	1
ARSON	6	-	6	7	1	8	14
VANDALISM	2	-	2	-	-	-	2
FORGERY OF CHECKS, UTTERING	26	2	28	31	5	36	64
FORGERY OF DOCUMENTS	-	-	-	2	-	2	2
TOTAL OFFENSES AGAINST PROPERTY	262	3	265	307	16	323	588
OFFENSES AGAINST DECENCY, MORALITY, PEACE, AND GOOD ORDER							
SODOMY	4	-	4	4	-	4	8
PANDERING AND SOLICITING	-	-	-	1	-	1	1
INDECENT EXPOSURE	2	-	2	-	-	-	2
FALSE PUBLIC ALARM (NOT FIRE)	1	-	1	-	-	-	1
VIOLATING WEAPONS LAWS	-	-	-	1	-	1	1

TABLE V  
 RECIDIVISTS (VIRGINIA) CONFINED TO THE VIRGINIA STATE PENAL SYSTEM  
 BY OFFENSE ACCORDING TO RACE AND SEX  
 ON JUNE 30, 1975 (Concluded)

OFFENSE	WHITE			NON-WHITE			GRAND TOTAL
	MALE	FEMALE	TOTAL	MALE	FEMALE	TOTAL	
OFFENSES AGAINST DECENCY, MORALITY, PEACE, AND GOOD ORDER							
POSSESSION OF FIRE ARMS	1	-	1	5	-	5	6
TOTAL OFFENSES AGAINST DECENCY MORALITY, PEACE, AND GOOD ORDER	8	-	8	11	-	11	19
OFFENSES AGAINST PUBLIC JUSTICE AND ADMINISTRATION							
CONSPIRACY TO COMMIT A CRIME	1	-	1	-	-	-	1
PERJURY	1	-	1	-	-	-	1
ESCAPE - ATTEMPTED ESCAPE	-	-	-	1	-	1	1
TOTAL OFFENSES AGAINST PUBLIC JUSTICE AND ADMINISTRATION	2	-	2	1	-	1	3
VIOLATIONS OF TRAFFIC AND VEHICLE LAWS							
HABITUAL OFFENDER	6	-	6	5	-	5	11
TOTAL VIOLATIONS OF TRAFFIC AND VEHICLE LAWS	6	-	6	5	-	5	11
OFFENSES AGAINST PUBLIC POLICY, ECONOMY, AND HEALTH							
ILLEGAL LIQUOR MANUFACTURE	1	-	1	-	-	-	1
VIOLATION OF NARCOTICS LAWS	23	-	23	57	1	58	81
TOTAL OFFENSES AGAINST PUBLIC POLICY, ECONOMY, AND HEALTH	24	-	24	57	1	58	82
GRAND TOTAL	498	3	501	890	28	918	1,419

TABLE VI  
 RECIDIVISTS (VIRGINIA) CONFINED TO THE VIRGINIA STATE PENAL SYSTEM  
 BY MILITARY SERVICE ACCORDING TO RACE AND SEX  
 ON JUNE 30, 1975

MILITARY SERVICE	WHITE			NON-WHITE			GRAND TOTAL
	MALE	FEMALE	TOTAL	MALE	FEMALE	TOTAL	
NO MILITARY SERVICE	334	3	337	753	27	780	1,117
HONORABLE DISCHARGE	50	-	50	69	-	69	119
MEDICAL DISCHARGE	6	-	6	9	-	9	15
GENERAL DISCHARGE	23	-	23	12	-	12	35
UNDESIRABLE DISCHARGE	45	-	45	25	-	25	70
BAD CONDUCT DISCHARGE	13	-	13	-	-	-	13
DISHONORABLE DISCHARGE	8	-	8	4	-	4	12
MEMBER <sup>1</sup> OF ARMED FORCES AT TIME OF OFFENSE	4	-	4	-	-	-	4
INFORMATION NOT AVAILABLE	15	-	15	18	1	19	34
TOTAL	498	3	501	890	28	918	1,419

TABLE VII  
 RECIDIVISTS (VIRGINIA) CONFINED TO THE VIRGINIA STATE PENAL SYSTEM  
 BY PAROLE OR PARDON STATUS ACCORDING TO RACE AND SEX  
 ON JUNE 30, 1975

PAROLE OR PARDON STATUS AT COMMITMENT	WHITE			NON-WHITE			GRAND TOTAL
	MALE	FEMALE	TOTAL	MALE	FEMALE	TOTAL	
ON PAROLE	93	-	93	190	6	196	289
ON CONDITIONAL PARDON	-	-	-	-	-	-	-
DISCHARGED FROM PAROLE	101	-	101	139	6	145	246
DISCHARGED FROM COND. PARDON	-	-	-	-	-	-	-
NONE OF THE ABOVE	304	3	307	561	16	577	884
TOTAL	498	3	501	890	28	918	1,419

TABLE VIII  
 RECIDIVISTS (VIRGINIA) CONFINED TO THE VIRGINIA STATE PENAL SYSTEM  
 BY RELIGIOUS PREFERENCE ACCORDING TO RACE AND SEX  
 ON JUNE 30, 1975

RELIGIOUS PREFERENCE	WHITE			NON-WHITE			GRAND TOTAL
	MALE	FEMALE	TOTAL	MALE	FEMALE	TOTAL	
PROTESTANT	316	3	319	601	21	622	941
CATHOLIC	26	-	26	29	-	29	55
HEBREW	3	-	3	1	-	1	4
MOSLEM	-	-	-	20	-	20	20
MUSLIM	-	-	-	14	-	14	14
OTHER	5	-	5	7	-	7	12
NO PREFERENCE	96	-	96	148	1	149	245
INFORMATION NOT AVAILABLE	52	-	52	70	6	76	128
TOTAL	498	3	501	890	28	918	1,419

TABLE IX  
 RECIDIVISTS (VIRGINIA) CONFINED TO THE VIRGINIA STATE PENAL SYSTEM  
 BY TESTED EDUCATIONAL LEVEL AT COMMITMENT ACCORDING TO RACE AND SEX  
 ON JUNE 30, 1975

EDUCATION	WHITE			NON-WHITE			GRAND TOTAL
	MALE	FEMALE	TOTAL	MALE	FEMALE	TOTAL	
ILLITERATE - BEGINNER (0.0 - 4.9)	132	-	132	405	4	409	541
INTERMEDIATE (5.0 - 8.9)	266	1	267	383	8	391	658
ADVANCED (9.0 - 11.9)	56	1	57	31	-	31	88
HIGH SCHOOL AND ABOVE (12.0 AND ABOVE)	3	-	3	3	-	3	6
NOT TESTED	41	1	42	68	16	84	126
TOTAL	498	3	501	890	28	918	1,419

TABLE X  
 RECIDIVISTS (VIRGINIA) CONFINED TO THE VIRGINIA STATE PENAL SYSTEM  
 BY INTELLIGENCE ACCORDING TO RACE AND SEX  
 ON JUNE 30, 1975

INTELLIGENCE	WHITE			NON-WHITE			GRAND TOTAL
	MALE	FEMALE	TOTAL	MALE	FEMALE	TOTAL	
SEVERELY RETARDED	3	-	3	16	-	16	19
MODERATELY RETARDED	14	-	14	51	1	52	66
BORDERLINE	27	-	27	142	8	150	177
DULL NORMAL	80	1	81	236	7	243	324
NORMAL	253	2	255	383	5	388	643
BRIGHT NORMAL	95	-	95	49	-	49	144
SUPERIOR	21	-	21	3	-	3	24
NOT TESTED	5	-	5	10	7	17	22
TOTAL	498	3	501	890	28	918	1,419



TABLE XI  
 RECIDIVISTS (VIRGINIA) CONFINED TO THE VIRGINIA STATE PENAL SYSTEM  
 BY STATUS OF PARENTS ACCORDING TO RACE AND SEX  
 ON JUNE 30, 1975

STATUS OF PARENTS	WHITE			NON-WHITE			GRAND TOTAL
	MALE	FEMALE	TOTAL	MALE	FEMALE	TOTAL	
LIVING TOGETHER	161	1	162	177	6	183	345
SEPARATED	17	-	17	90	5	95	112
DIVORCED	87	1	88	82	1	83	171
NOT MARRIED	13	-	13	121	3	124	137
ONE PARENT DECEASED	147	1	148	272	6	278	426
BOTH PARENTS DECEASED	66	-	66	133	6	139	205
INFORMATION NOT AVAILABLE	7	-	7	15	1	16	23
TOTAL	498	3	501	890	28	918	1,419

TABLE XII  
 RECIDIVISTS (VIRGINIA) CONFINED TO THE VIRGINIA STATE PENAL SYSTEM  
 BY MARITAL STATUS ACCORDING TO RACE AND SEX  
 ON JUNE 30, 1975

MARITAL STATUS	WHITE			NON-WHITE			GRAND TOTAL
	MALE	FEMALE	TOTAL	MALE	FEMALE	TOTAL	
SINGLE	194	-	194	495	7	502	696
MARRIED	139	1	140	192	6	198	338
SEPARATED	55	1	56	122	10	132	188
DIVORCED	102	1	103	62	1	63	166
WIDOWED	8	-	8	19	4	23	31
INFORMATION NOT AVAILABLE	-	-	-	-	-	-	-
TOTAL	498	3	501	890	28	918	1,419

**TABLE XIII**  
**RECIDIVISTS (VIRGINIA) CONFINED TO THE VIRGINIA STATE PENAL SYSTEM**  
**BY JUVENILE RECORD ACCORDING TO RACE AND SEX**  
**ON JUNE 30, 1975**

JUVENILE RECORD	WHITE			NON-WHITE			GRAND TOTAL
	MALE	FEMALE	TOTAL	MALE	FEMALE	TOTAL	
NO PREVIOUS JUVENILE RECORD	166	1	167	308	14	322	489
YES, OTHER THAN STATE WARD	109	1	110	182	3	185	295
STATE WARD, TRAINING SCHOOL	141	-	141	258	6	264	405
STATE WARD, OTHER	10	-	10	21	-	21	31
INFORMATION NOT AVAILABLE	72	1	73	121	5	126	199
TOTAL	498	3	501	890	28	918	1,419

**TABLE XIV**  
**RECIDIVISTS (VIRGINIA) CONFINED TO THE VIRGINIA STATE PENAL SYSTEM**  
**BY DRUG AND ALCOHOL HABITS ACCORDING TO RACE AND SEX**  
**ON JUNE 30, 1975**

DRUG AND ALCOHOL HABITS	WHITE			NON-WHITE			GRAND TOTAL
	MALE	FEMALE	TOTAL	MALE	FEMALE	TOTAL	
HEAVY ALCOHOL USER	191	-	191	166	6	172	363
OCCASIONAL ALCOHOL USER	131	1	132	316	9	325	457
NO RECORD OF ALCOHOL OR DRUGS	27	1	28	89	1	90	118
DRUG USER	32	1	33	140	5	145	178
DRUG & HEAVY ALCOHOL USER	51	-	51	40	-	40	91
DRUG & OCCASIONAL ALCOHOL USER	47	-	47	101	3	104	151
INFORMATION NOT AVAILABLE	19	-	19	38	4	42	61
TOTAL	498	3	501	890	28	918	1,419

TABLE XV  
 RECIDIVISTS (VIRGINIA) CONFINED TO THE VIRGINIA STATE PENAL SYSTEM  
 BY PREVIOUS VIRGINIA FELONY SENTENCES SERVED ACCORDING TO RACE AND SEX  
 ON JUNE 30, 1975

NUMBER OF PREVIOUS VIRGINIA FELONY SENTENCES SERVED	WHITE			NON-WHITE			GRAND TOTAL
	MALE	FEMALE	TOTAL	MALE	FEMALE	TOTAL	
0	-	-	-	-	-	-	-
1	353	2	355	579	22	601	956
2	95	1	96	219	5	224	320
3	37	-	37	74	1	75	112
4	11	-	11	16	-	16	27
5	2	-	2	2	-	2	4
TOTAL	498	3	501	890	28	918	1,419





**SECTION H**

**FELON RECIDIVISTS (VIRGINIA AND/OR ELSEWHERE)  
CONFINED TO THE VIRGINIA STATE PENAL SYSTEM**



**TABLE I**  
**RECIDIVISTS (VA. AND/OR ELSEWHERE) CONFINED TO THE VIRGINIA STATE PENAL SYSTEM**  
**BY AGE GROUP ACCORDING TO RACE AND SEX**  
**ON JUNE 30, 1975**

AGE	WHITE			NON-WHITE			GRAND TOTAL
	MALE	FEMALE	TOTAL	MALE	FEMALE	TOTAL	
19	2	-	2	4	-	4	6
20	5	-	5	10	-	10	15
21	14	1	15	26	-	26	41
22	24	-	24	30	-	30	54
23	17	1	18	48	2	50	68
24	35	-	35	47	2	49	84
25	25	-	25	55	1	56	81
26	32	-	32	59	1	60	92
27	33	-	33	55	2	57	90
28	31	-	31	64	-	64	95
29	26	-	26	40	2	42	68
30	32	-	32	39	2	41	73
31	31	-	31	41	3	44	75
32	28	1	29	46	1	47	76
33	29	1	30	39	1	40	70
34	17	-	17	36	-	36	53
35	29	-	29	35	1	36	65
36	22	-	22	29	1	30	52
37	15	-	15	27	-	27	42
38	16	-	16	19	1	20	36
39	25	1	26	38	-	38	64
40	27	-	27	15	1	16	43
41	16	-	16	19	1	20	36
42	17	-	17	21	1	22	39
43	18	-	18	18	1	19	37
44	16	-	16	19	1	20	36
45	8	-	8	10	-	10	18
46	20	-	20	13	-	13	33
47	9	-	9	10	1	11	20
48	9	1	10	10	-	10	20
49	7	-	7	6	1	7	14
50	5	-	5	8	1	9	14
51	8	-	8	13	-	13	21
52	6	-	6	10	1	11	17
53	6	-	6	9	-	9	15
54	4	-	4	9	1	10	14
55	2	-	2	6	-	6	8
56	4	-	4	9	-	9	13
57	3	-	3	7	-	7	10
58	5	-	5	8	-	8	13
59	3	-	3	4	-	4	7
60	3	-	3	2	-	2	5
61	1	-	1	3	1	4	5
62	2	-	2	3	-	3	5
63	2	-	2	1	1	2	4
64	3	-	3	-	-	-	3
65	1	-	1	3	-	3	4
66	1	-	1	-	-	-	1
67	-	-	-	1	-	1	1
68	-	-	-	2	-	2	2
69	1	-	1	-	-	-	1
70	-	-	-	4	-	4	4
72	1	-	1	-	-	-	1
74	-	-	-	1	-	1	1
TOTAL	696	6	702	1,031	32	1,063	1,765



**TABLE II**  
**RECIDIVISTS (VA. AND/OR ELSEWHERE) CONFINED IN THE VIRGINIA STATE PENAL SYSTEM**  
**BY LOCATION OF COMMITTING COURT ACCORDING TO RACE AND SEX**  
**ON JUNE 30, 1955**

COMMITTING COURT	WHITE			NON-WHITE			GRAND TOTAL
	MALE	FEMALE	TOTAL	MALE	FEMALE	TOTAL	
COUNTIES							
ACCOMACK	5	-	5	6	-	6	11
ALBEMARLE	10	-	10	7	-	7	17
ALLEGHANY	4	-	4	1	-	1	5
AMELIA	-	-	-	4	-	4	4
AMHERST	5	-	5	5	-	5	10
APPOMATTOX	-	-	-	-	-	-	-
ARLINGTON	14	-	14	11	-	11	25
AUGUSTA	11	-	11	2	-	2	13
BATH	-	-	-	-	-	-	-
BEDFORD COUNTY*	10	-	10	3	-	3	13
BLAND	-	-	-	-	-	-	-
BOTETOURT	3	-	3	-	-	-	3
BRUNSWICK	1	-	1	2	-	2	3
BUCHANAN	10	-	10	-	-	-	10
BUCKINGHAM	1	-	1	2	-	2	3
CAMPBELL	4	-	4	3	-	3	7
CAROLINE	1	-	1	2	-	2	3
CARROLL	8	-	8	1	-	1	9
CHARLES CITY	1	-	1	1	-	1	2
CHARLOTTE	1	-	1	1	-	1	2
CHESTERFIELD	8	-	8	12	1	13	21
CLARKE	1	-	1	1	-	1	2
CRAIG	1	-	1	-	-	-	1
CULPEPER	4	-	4	3	-	3	7
CUMBERLAND	-	-	-	1	-	1	1
DICKENSON	1	-	1	-	-	-	1
DINWIDDIE	2	-	2	2	-	2	4

**TABLE II**  
**RECIDIVISTS (VA. AND/OR ELSEWHERE) CONFINED TO THE VIRGINIA STATE PENAL SYSTEM**  
**BY LOCATION OF COMMITTING COURT ACCORDING TO RACE AND SEX**  
**ON JUNE 30, 1975 (Continued)**

COMMITTING COURT COUNTIES	WHITE			NON-WHITE			GRAND TOTAL
	MALE	FEMALE	TOTAL	MALE	FEMALE	TOTAL	
ESSEX	2	-	2	2	-	2	4
FAIRFAX COUNTY	36	1	37	22	-	22	59
FAUQUIER	1	1	2	4	1	5	7
FLOYD	-	-	-	-	-	-	-
FLUVANNA	2	-	2	-	-	-	2
FRANKLIN COUNTY	8	-	8	4	-	4	12
FREDERICK	5	-	5	-	-	-	5
GILES	5	-	5	-	-	-	5
GLOUCESTER	1	-	1	-	-	-	1
GOOCHLAND	-	-	-	2	-	2	2
GRAYSON	4	-	4	1	-	1	5
GREENE	-	-	-	2	-	2	2
GREENSVILLE	-	-	-	4	-	4	4
HALIFAX	3	-	3	3	-	3	6
HANOVER	1	-	1	6	-	6	7
HENRICO	18	-	18	15	-	15	33
HENRY	9	-	9	6	-	6	15
HIGHLAND	-	-	-	-	-	-	-
ISLE OF WIGHT	2	-	2	8	-	8	10
JAMES CITY	-	-	-	1	-	1	1
KING AND QUEEN	-	-	-	-	-	-	-
KING GEORGE	2	-	2	-	-	-	2
KING WILLIAM	-	-	-	-	-	-	-
LANCASTER	1	-	1	-	-	-	1
LEE	3	-	3	-	-	-	3
LOUDOUN	2	-	2	1	-	1	3
LOUISA	1	-	1	2	-	2	3



**CONTINUED**

**2 OF 3**

**TABLE II**  
**RECIDIVISTS (VA. AND/OR ELSEWHERE) CONFINED TO THE VIRGINIA STATE PENAL SYSTEM**  
**BY LOCATION OF COMMITTING COURT ACCORDING TO RACE AND SEX**  
**ON JUNE 30, 1975 (Continued)**

COMMITTING COURT	WHITE			NON-WHITE			GRAND TOTAL
	MALE	FEMALE	TOTAL	MALE	FEMALE	TOTAL	
COUNTIES							
LUNENBURG	1	-	1	5	-	5	6
MADISON	3	-	3	1	-	1	4
MATHEWS	2	-	2	1	-	1	3
MECKLENBURG	3	-	3	9	-	9	12
MIDDLESEX	-	-	-	-	-	-	-
MONTGOMERY	2	-	2	1	-	1	3
NANSEMOND	5	-	5	9	-	9	14
NELSON	5	-	5	1	-	1	6
NEW KENT	-	-	-	-	-	-	-
NORTHAMPTON	-	-	-	13	-	13	13
NORTHUMBERLAND	-	-	-	1	-	1	1
NOTTOWAY	2	-	2	5	-	5	7
ORANGE	3	-	3	2	-	2	5
PAGE	9	-	9	-	-	-	9
PATRICK	5	-	5	2	-	2	7
PITTSYLVANIA	10	-	10	9	-	9	19
POWHATAN	3	-	3	2	-	2	5
PRINCE EDWARD	-	-	-	2	-	2	2
PRINCE GEORGE	3	-	3	4	-	4	7
PRINCE WILLIAM	10	-	10	8	-	8	18
PULASKI	9	-	9	3	-	3	12
SPAFFANNOCK	-	-	-	1	-	1	1
RICHMOND COUNTY	-	-	-	2	-	2	2
ROANOKE COUNTY	16	-	16	2	-	2	18
ROCKBRIDGE	5	-	5	-	-	-	5
ROCKINGHAM	14	-	14	-	-	-	14
RUSSELL	1	-	1	-	-	-	1

**TABLE II**  
**RECIDIVISTS (VA. AND/OR ELSEWHERE) CONFINED TO THE VIRGINIA STATE PENAL SYSTEM**  
**BY LOCATION OF COMMITTING COURT ACCORDING TO RACE AND SEX**  
**ON JUNE 30, 1975 (Continued)**

COMMITTING COURT	WHITE			NON-WHITE			GRAND TOTAL
	MALE	FEMALE	TOTAL	MALE	FEMALE	TOTAL	
COUNTIES							
SCOTT	3	-	3	-	-	-	3
SHENANDOAH	-	-	-	-	-	-	-
SMYTH	7	-	7	-	-	-	7
SOUTHAMPTON	-	-	-	10	-	10	10
SPOTSYLVANIA	5	-	5	-	-	-	5
STAFFORD	3	-	3	-	-	-	3
SURRY	1	-	1	2	-	2	3
SUSSEX	2	-	2	7	-	7	9
TAZEWELL	6	-	6	2	-	2	8
WARREN	7	-	7	1	-	1	8
WASHINGTON	4	-	4	1	-	1	5
WESTMORELAND	2	-	2	2	-	2	4
WISE	4	-	4	-	-	-	4
WYTHE	3	-	3	-	-	-	3
YORK	4	-	4	-	-	-	4
TOTAL COUNTIES	374	2	376	261	2	263	639
CITIES							
ALEXANDRIA	8	-	8	19	-	19	27
BEDFORD CITY	-	-	-	-	-	-	-
BRISTOL	6	-	6	1	-	1	7
BUENA VISTA	1	-	1	1	-	1	2
CHARLOTTESVILLE	9	-	9	13	1	14	23
CHESAPEAKE	14	-	14	12	-	12	26
CLIFTON FORGE	1	-	1	-	-	-	1
COLONIAL HEIGHTS	2	-	2	-	-	-	2
COVINGTON	-	-	-	-	-	-	-

**TABLE II**  
**RECIDIVISTS (VA. AND/OR ELSEWHERE) CONFINED TO THE VIRGINIA STATE PENAL SYSTEM**  
**BY LOCATION OF COMMITTING COURT ACCORDING TO RACE AND SEX**  
**ON JUNE 30, 1975 (Continued)**

COMMITTING COURT	WHITE			NON-WHITE			GRAND TOTAL
	MALE	FEMALE	TOTAL	MALE	FEMALE	TOTAL	
CITIES							
DANVILLE	20	-	20	18	2	20	40
EMPORIA	-	-	-	-	-	-	-
FAIRFAX CITY	-	-	-	-	-	-	-
FALLS CHURCH	-	-	-	-	-	-	-
FRANKLIN CITY	-	-	-	-	-	-	-
FREDERICKSBURG	7	-	7	4	-	4	11
GALAX	-	-	-	-	-	-	-
HAMPTON	14	-	14	19	-	19	33
HARRISONBURG	-	-	-	-	-	-	-
HOPEWELL	1	-	1	1	1	2	3
LEXINGTON	-	-	-	-	-	-	-
LYNCHBURG	16	-	16	21	1	22	38
MARTINSVILLE	13	-	13	10	-	10	23
NEWPORT NEWS	14	1	15	42	1	43	58
NORFOLK	44	-	44	143	4	147	191
NORTON	-	-	-	1	1	2	2
PETERSBURG	2	-	2	46	3	49	51
PORTSMOUTH	7	-	7	59	3	62	69
RADFORD	-	-	-	-	-	-	-
RICHMOND CITY	72	3	75	257	11	268	343
ROANOKE CITY	26	-	26	27	1	28	54
SALEM	9	-	9	-	-	-	9
SOUTH BOSTON	-	-	-	-	-	-	-
STAUNTON	4	-	4	3	-	3	7
SUFFOLK	3	-	3	22	1	23	26
VIRGINIA BEACH	16	-	16	39	-	39	55
WAYNESBORO	2	-	2	1	-	1	3

**TABLE II**  
**RECIDIVISTS (VA. AND/OR ELSEWHERE) CONFINED TO THE VIRGINIA STATE PENAL SYSTEM**  
**BY LOCATION OF COMMITTING COURT ACCORDING TO RACE AND SEX**  
**ON JUNE 30, 1975 (Concluded)**

COMMITTING COURT	WHITE			NON-WHITE			GRAND TOTAL
	MALE	FEMALE	TOTAL	MALE	FEMALE	TOTAL	
CITIES							
WILLIAMSBURG	5	-	5	9	-	9	14
WINCHESTER	6	-	6	2	-	2	8
TOTAL CITIES	322	4	326	770	30	800	1,126
GRAND TOTAL	696	6	702	1,031	32	1,063	1,765



**TABLE III**  
**RECIDIVISTS (VA. AND/OR ELSEWHERE) CONFINED TO THE VIRGINIA STATE PENAL SYSTEM**  
**BY OFFENSE ACCORDING TO TERM OF SENTENCE \***  
**ON JUNE 30, 1975**

OFFENSE	UNDER 1 YR.	1 YEAR	2 YRS	3 YRS	4 YRS	5 YRS	6 YRS	7 YRS	8 YRS	9 YRS	10 YRS
<b>OFFENSES AGAINST PERSONS</b>											
MURDER, 1ST DEGREE	-	-	-	-	-	-	-	-	-	-	-
MURDER, 2ND DEGREE	-	-	-	-	-	3	2	-	1	-	2
MURDER, DEGREE NOT SPECIFIED	-	-	-	-	-	-	-	-	-	-	-
MURDER, ATTEMPTED	-	-	-	1	-	-	-	-	1	-	1
MANSLAUGHTER, VOLUNTARY	-	-	1	-	7	3	2	-	-	-	-
MANSLAUGHTER, INVOLUNTARY	-	-	-	-	-	-	1	-	-	-	-
MANSLUAGHTER, UNSPECIFIED	-	-	-	-	-	-	1	1	-	-	-
RAPE	-	-	-	-	2	2	1	5	1	2	2
RAPE, STATUTORY	-	-	2	1	2	-	-	-	-	-	-
RAPE, ATTEMPTED	-	-	-	1	1	2	1	1	-	-	1
ABDUCTION FOR PURPOSE OF RAPE	-	-	-	-	-	-	-	-	-	-	-
ROBBERY, ARMED OR HIGHWAY	-	1	-	1	3	11	5	6	5	17	17
ROBBERY, BANK	-	-	-	-	-	-	-	-	-	-	-
ROBBERY, UNSPECIFIED	-	-	1	-	9	4	7	4	7	5	5
ROBBERY, ATTEMPTED	-	-	-	-	2	-	-	-	1	-	-
ASSAULT, FELONIOUS	1	-	5	1	10	6	5	3	2	8	8
ASSAULT WITH INTENT TO MAIM	-	-	1	1	1	-	-	-	-	-	-
MAIMING	-	1	1	3	3	1	2	1	-	-	1
MAYHEM	-	-	-	1	-	-	-	1	-	-	-
SHOOT INTO OCCUPIED DWELLING	-	-	-	1	-	-	-	1	1	-	-
KIDNAPPING	-	-	-	-	-	-	-	-	-	-	-
ABDUCTION	-	-	1	1	2	2	-	-	-	-	2
EXTORTION	-	-	-	-	-	-	-	-	-	-	1
<b>TOTAL OFFENSES AGAINST PERSONS</b>	<b>1</b>	<b>2</b>	<b>12</b>	<b>14</b>	<b>45</b>	<b>35</b>	<b>24</b>	<b>24</b>	<b>17</b>	<b>40</b>	

11 YRS	12 YRS	13 YRS	14 YRS	15 YRS	16 YRS	17 YRS	18 YRS	19 YRS	20-24 YEARS	25-29 YEARS	30-39 YEARS	40-49 YEARS	OVER 49 YRS	LIFE	DEATH	TOTAL
-	-	-	-	-	-	-	-	-	5	8	9	15	16	71	-	124
2	3	-	2	7	4	2	4	-	28	10	8	3	2	-	-	83
2	1	1	-	-	-	2	-	-	2	2	2	3	3	5	-	23
-	-	-	-	2	2	-	1	-	4	-	1	2	1	1	-	17
1	1	-	-	-	-	-	-	-	-	-	-	-	-	-	-	15
-	-	-	-	-	-	-	-	-	-	-	-	-	-	-	-	1
-	-	-	-	-	-	-	-	-	-	-	-	-	-	-	-	2
-	1	-	2	2	2	1	1	1	2	3	7	10	11	23	-	79
-	-	-	-	-	1	-	-	-	1	-	-	-	-	-	-	7
1	1	-	-	2	2	-	-	1	1	2	4	1	5	3	-	30
-	-	-	-	-	-	1	-	-	-	-	-	-	-	-	-	1
14	11	6	4	14	11	8	4	5	51	21	23	17	18	6	-	262
-	-	-	-	-	-	-	-	-	1	-	-	-	-	-	-	1
3	2	2	5	6	4	4	3	1	13	4	12	5	6	1	-	108
1	1	2	-	-	-	-	-	-	-	2	-	-	-	-	-	9
6	3	2	-	3	4	2	2	1	7	6	5	1	1	1	-	87
-	-	-	-	-	-	-	-	-	-	-	-	-	-	-	-	3
3	4	-	1	2	1	1	-	-	3	-	2	2	-	-	-	32
-	-	-	-	-	-	-	-	-	-	-	-	-	-	-	-	2
1	-	-	-	-	-	-	-	-	-	-	-	-	-	-	-	4
-	-	-	-	-	-	-	-	-	1	-	-	1	-	-	-	2
1	2	-	-	1	1	1	-	-	3	-	2	1	1	-	-	21
-	-	-	-	-	-	-	-	-	-	-	-	-	-	-	-	1
35	30	13	14	39	32	22	15	9	122	58	75	61	64	111	-	914

**TABLE III**  
**RECIDIVISTS (VA. AND/OR ELSEWHERE) CONFINED TO THE VIRGINIA STATE PENAL SYSTEM**  
**BY OFFENSE ACCORDING TO TERM OF SENTENCE \***  
**ON JUNE 30, 1975 (Continued)**

OFFENSE	UNDER 1 YR.	1 YEAR	2 YRS	3 YRS	4 YRS	5 YRS	6 YRS	7 YRS	8 YRS	9 YRS	10 YRS
<b>OFFENSES AGAINST PROPERTY</b>											
BURGLARY		3	6	23	19	42	24	26	19	14	20
BURGLARY, ATTEMPTED		-	-	-	-	-	-	-	-	1	-
POSSESSION OF BURGLARY TOOLS		-	-	-	-	-	1	-	-	-	-
BREAK AND ENTER		1	2	2	8	11	5	4	6	6	5
BREAK AND ENTER, ATTEMPTED		-	1	-	-	-	-	1	-	-	-
LARCENY, GRAND (EXCEPT AUTO)		2	9	12	11	16	13	15	8	2	8
LARCENY, CERTAIN FARM ANIMALS		-	1	-	-	-	-	-	-	-	-
LARCENY, PETTY		-	-	-	2	1	-	2	-	-	-
SHOPLIFTING		-	1	-	-	-	-	-	-	-	-
POSSESSION OF STOLEN GOODS		-	-	2	-	1	-	-	-	-	1
LARCENY, THEFT OF AUTO		-	1	3	7	3	3	1	6	2	2
USE OF AUTO WITHOUT AUTHORITY		-	2	4	2	2	1	1	1	-	1
TRANSPORT STOLEN CAR (FEDERAL)		-	-	-	-	-	-	-	-	-	-
FRAUD & CREDIT CARD THEFT		-	1	2	-	-	-	-	-	1	-
BAD CHECKS		-	1	-	-	1	-	-	1	-	-
EMBEZZLEMENT		-	-	1	-	-	-	-	-	-	-
ARSON		-	-	4	1	2	3	1	1	1	-
VANDALISM		-	-	-	-	-	-	-	-	-	-
FORGERY OF CHECKS, UTTERING		-	5	12	5	10	9	6	4	6	2
FORGERY OF DOCUMENTS		-	-	-	-	-	-	-	2	-	-
<b>TOTAL OFFENSES AGAINST PROPERTY</b>		<b>6</b>	<b>30</b>	<b>65</b>	<b>55</b>	<b>89</b>	<b>59</b>	<b>57</b>	<b>48</b>	<b>33</b>	<b>39</b>
<b>OFFENSES AGAINST DECENCY, MORALITY, PEACE, AND GOOD ORDER</b>											
SODOMY		-	-	1	-	1	2	1	-	-	1
PANDERING AND SOLICITING		-	1	-	-	-	-	-	-	-	-
INDECENT EXPOSURE		-	-	-	-	1	-	-	-	-	1
FALSE PUBLIC ALARM (NOT FIRE)		-	-	-	-	1	-	-	-	-	-

11 YRS	12 YRS	13 YRS	14 YRS	15 YRS	16 YRS	17 YRS	18 YRS	19 YRS	20-24 YEARS	25-29 YEARS	30-39 YEARS	40-49 YEARS	OVER 49 YRS	LIFE	DEATH	TOTAL
-----------	-----------	-----------	-----------	-----------	-----------	-----------	-----------	-----------	----------------	----------------	----------------	----------------	----------------	------	-------	-------

15	8	16	10	10	8	4	2	7	22	7	8	5	2	-	-	320
-	-	-	-	-	1	-	-	-	-	-	-	-	-	-	-	2
-	-	-	-	1	-	-	-	-	-	-	-	-	-	-	-	2
1	3	2	3	4	-	4	1	-	5	1	-	-	-	-	-	74
-	-	-	-	-	-	-	-	-	-	-	-	-	-	-	-	2
6	6	4	2	6	3	1	2	2	4	2	1	2	-	-	-	137
-	-	-	-	-	-	-	-	-	-	-	-	-	-	-	-	1
-	-	-	-	-	-	-	-	-	-	-	-	-	-	-	-	5
-	-	-	-	-	-	-	-	-	-	-	-	-	-	-	-	1
-	1	-	-	-	-	-	-	-	-	-	-	-	-	-	-	5
1	1	1	1	2	1	-	1	-	2	1	-	-	-	-	-	39
-	2	1	-	-	1	-	-	-	-	-	-	-	-	-	-	18
-	-	-	-	-	-	-	-	1	-	-	-	-	-	-	-	1
-	-	-	-	-	-	-	-	-	-	-	-	-	-	-	-	4
-	-	-	-	-	-	-	-	-	-	-	-	-	-	-	-	3
-	-	-	-	-	-	-	-	-	-	-	-	-	-	-	-	1
-	-	-	-	-	-	-	-	-	-	1	1	-	-	-	-	15
-	1	-	-	-	-	-	-	-	1	-	-	-	-	-	-	2
1	4	2	-	1	1	2	-	1	5	1	1	-	-	-	-	78
-	-	-	-	-	-	-	-	-	-	-	-	-	-	-	-	2
24	26	26	16	24	15	11	6	11	39	13	11	7	2	-	-	712
2	-	-	-	-	-	-	-	-	-	1	-	1	-	-	-	10
-	-	-	-	-	-	-	-	-	-	-	-	-	-	-	-	1
-	-	-	-	-	-	-	-	-	-	-	-	-	-	-	-	2
-	-	-	-	-	-	-	-	-	-	-	-	-	-	-	-	1

**TABLE III**  
**RECIDIVISTS (VA. AND/OR ELSEWHERE) CONFINED TO THE VIRGINIA STATE PENAL SYSTEM**  
**BY OFFENSE ACCORDING TO TERM OF SENTENCE\***  
**ON JUNE 30, 1975 (Concluded)**

OFFENSE	UNDER 1 YR.	1 YEAR	2 YRS	3 YRS	4 YRS	5 YRS	6 YRS	7 YRS	8 YRS	9 YRS	10 YRS
OFFENSES AGAINST DECENCY, MORALITY, PEACE, AND GOOD ORDER											
VIOLATING WEAPONS LAWS	-	-	-	-	-	-	-	-	-	-	-
POSSESSION OF FIRE ARMS	-	-	-	-	1	-	-	-	-	1	-
TOTAL OFFENSES AGAINST DECENCY MORALITY, PEACE, AND GOOD ORDER	-	1	1	-	4	2	1	-	-	1	2
OFFENSES AGAINST PUBLIC JUSTICE AND ADMINISTRATION											
CONSPIRACY TO COMMIT A CRIME	-	-	-	-	-	-	1	-	-	-	-
PERJURY	-	1	-	-	-	-	-	-	-	-	-
ESCAPE - ATTEMPTED ESCAPE	-	1	-	-	-	-	1	-	-	-	-
TOTAL OFFENSES AGAINST PUBLIC JUSTICE AND ADMINISTRATION	-	2	-	-	-	-	2	-	-	-	-
VIOLATIONS OF TRAFFIC AND VEHICLE LAWS											
HABITUAL OFFENDER	6	2	2	-	-	-	1	-	1	-	-
TOTAL VIOLATIONS OF TRAFFIC AND VEHICLE LAWS	6	2	2	-	-	-	1	-	1	-	-
OFFENSES AGAINST PUBLIC POLICY, ECONOMY, AND HEALTH											
ILLEGAL LIQUOR MANUFACTURE	-	-	-	-	-	-	1	-	-	-	-
VIOLATION OF NARCOTICS LAWS	-	7	4	11	11	12	4	3	3	6	10
TOTAL OFFENSES AGAINST PUBLIC POLICY, ECONOMY, AND HEALTH	-	7	4	11	11	13	4	3	3	6	10
GRAND TOTAL	13	44	84	80	149	112	86	76	76	57	91

\* Sentences are shown to the nearest year, with six months or more being rounded up.

11 YRS	12 YRS	13 YRS	14 YRS	15 YRS	16 YRS	17 YRS	18 YRS	19 YRS	20-24 YEARS	25-29 YEARS	30-39 YEARS	40-49 YEARS	OVER 49 YRS	LIFE	DEATH	TOTAL
-----------	-----------	-----------	-----------	-----------	-----------	-----------	-----------	-----------	----------------	----------------	----------------	----------------	----------------	------	-------	-------

-	-	-	-	-	-	-	-	-	-	-	1	-	-	-	-	1
1	1	-	-	-	-	-	-	-	1	-	1	-	-	-	-	6
3	1	-	-	-	-	-	-	-	1	1	2	1	-	-	-	21
-	-	-	-	-	-	-	-	-	-	-	-	-	-	-	-	1
-	-	-	-	-	-	-	-	-	-	-	-	-	-	-	-	1
-	-	-	-	-	-	-	-	-	-	-	-	-	-	-	-	2
-	-	-	-	-	-	-	-	-	-	-	-	-	-	-	-	4
-	-	-	-	-	-	-	-	-	-	-	-	-	-	-	-	12
-	-	-	-	-	-	-	-	-	-	-	-	-	-	-	-	12
-	-	-	-	-	-	-	-	-	-	-	-	-	-	-	-	1
2	5	2	4	1	1	2	2	1	2	5	2	3	1	-	-	101
2	5	2	4	1	1	2	2	1	2	5	2	3	1	-	-	102
64	62	41	34	64	48	35	23	21	164	77	90	72	67	111	-	1,765

TABLE IV  
 RECIDIVISTS (VA. AND/OR ELSEWHERE) CONFINED TO THE VIRGINIA STATE PENAL SYSTEM  
 BY SENTENCE ACCORDING TO RACE AND SEX  
 ON JUNE 30, 1975

SENTENCE *	WHITE			NON-WHITE			GRAND TOTAL
	MALE	FEMALE	TOTAL	MALE	FEMALE	TOTAL	
UNDER ONE YEAR	-	-	-	-	-	-	-
1 YEAR	9	-	9	4	-	4	13
2 YEARS	21	2	23	18	3	21	44
3 YEARS	36	-	36	43	5	48	84
4 YEARS	39	1	40	38	2	40	80
5 YEARS	56	-	56	87	6	93	149
6 YEARS	50	1	51	60	1	61	112
7 YEARS	41	-	41	44	1	45	86
8 YEARS	32	-	32	41	3	44	76
9 YEARS	24	2	26	31	-	31	57
10 YEARS	39	-	39	50	2	52	91
11 YEARS	28	-	28	35	1	36	64
12 YEARS	27	-	27	34	1	35	62
13 YEARS	12	-	12	29	-	29	41
14 YEARS	9	-	9	25	-	25	34
15 YEARS	28	-	28	35	1	36	64
16 YEARS	21	-	21	26	1	27	48
17 YEARS	11	-	11	24	-	24	35
18 YEARS	6	-	6	16	1	17	23
19 YEARS	9	-	9	12	-	12	21
20 YEARS	30	-	30	43	-	43	73
21 YEARS	11	-	11	23	1	24	35
22 YEARS	10	-	10	17	-	17	27
23 YEARS	7	-	7	7	1	8	15
24 YEARS	5	-	5	9	-	9	14
25 YEARS	7	-	7	17	-	17	24
26 YEARS	3	-	3	14	-	14	17
27 YEARS	2	-	2	9	-	9	11
28 YEARS	5	-	5	14	-	14	19
29 YEARS	1	-	1	5	-	5	6
30 YEARS	11	-	11	9	-	9	20
31 YEARS	3	-	3	10	-	10	13
32 YEARS	2	-	2	7	-	7	9
33 YEARS	3	-	3	7	-	7	10
34 YEARS	3	-	3	6	-	6	9
35 YEARS	2	-	2	7	-	7	9
36 YEARS	1	-	1	3	-	3	4
37 YEARS	1	-	1	2	-	2	3
38 YEARS	5	-	5	6	-	6	11
39 YEARS	1	-	1	1	-	1	2
40 YEARS	11	-	11	18	-	18	29
41 YEARS	-	-	-	10	-	10	10
42 YEARS	1	-	1	2	-	2	3
43 YEARS	4	-	4	9	-	9	13
44 YEARS	1	-	1	2	-	2	3
45 YEARS	3	-	3	5	-	5	8
46 YEARS	-	-	-	2	-	2	2
47 YEARS	-	-	-	2	-	2	2
48 YEARS	-	-	-	2	-	2	2
50 YEARS	5	-	5	8	1	9	14
51 YEARS	1	-	1	4	-	4	5
52 YEARS	-	-	-	1	-	1	1
53 YEARS	-	-	-	3	-	3	3
54 YEARS	-	-	-	2	-	2	2
56 YEARS	-	-	-	1	-	1	1
57 YEARS	2	-	2	1	-	1	3

**TABLE IV**  
**RECIDIVISTS (VA. AND/OR ELSEWHERE) CONFINED TO THE VIRGINIA STATE PENAL SYSTEM**  
**BY SENTENCE ACCORDING TO RACE AND SEX**  
**ON JUNE 30, 1975 (Concluded)**

SENTENCE *	WHITE			NON-WHITE			GRAND TOTAL
	MALE	FEMALE	TOTAL	MALE	FEMALE	TOTAL	
58 YEARS	1	-	1	-	-	-	1
60 YEARS	1	-	1	3	-	3	4
61 YEARS	1	-	1	-	-	-	1
62 YEARS	1	-	1	-	-	-	1
63 YEARS	-	-	-	2	-	2	2
65 YEARS	1	-	1	2	-	2	3
67 YEARS	1	-	1	-	-	-	1
68 YEARS	-	-	-	1	-	1	1
70 YEARS	1	-	1	1	-	1	2
71 YEARS	-	-	-	1	-	1	1
74 YEARS	1	-	1	1	-	1	2
75 YEARS	-	-	-	1	-	1	1
77 YEARS	1	-	1	-	-	-	1
79 YEARS	1	-	1	-	-	-	1
80 YEARS	-	-	-	3	-	3	3
81 YEARS	1	-	1	-	-	-	1
85 YEARS	-	-	-	1	-	1	1
89 YEARS	1	-	1	-	-	-	1
90 YEARS	1	-	1	-	-	-	1
91 YEARS	-	-	-	1	-	1	1
98 YEARS	1	-	1	-	-	-	1
99 YEARS AND ABOVE	2	-	2	5	-	5	7
LIFE	41	-	41	69	1	70	111
TOTAL	696	6	702	1,031	32	1,063	1,765

\* Sentences are shown to the nearest year, with six months or more being rounded up.



TABLE V  
 RECIDIVISTS (VA. AND/OR ELSEWHERE) CONFINED TO THE VIRGINIA STATE PENAL SYSTEM  
 BY OFFENSE ACCORDING TO RACE AND SEX  
 ON JUNE 30, 1975

OFFENSE	WHITE			NON-WHITE			GRAND TOTAL
	MALE	FEMALE	TOTAL	MALE	FEMALE	TOTAL	
OFFENSES AGAINST PERSONS							
MURDER, 1ST DEGREE	51	-	51	72	1	73	124
MURDER, 2ND DEGREE	23	-	23	56	4	60	83
MURDER, DEGREE NOT SPECIFIED	6	-	6	17	-	17	23
MURDER, ATTEMPTED	3	-	3	14	-	14	17
MANSLAUGHTER, VOLUNTARY	4	-	4	10	1	11	15
MANSLAUGHTER, INVOLUNTARY	-	-	-	1	-	1	1
MANSLUAGHTER, UNSPECIFIED	2	-	2	-	-	-	2
RAPE	28	-	28	51	-	51	79
RAPE, STATUTORY	6	-	6	1	-	1	7
RAPE, ATTEMPTED	15	-	15	15	-	15	30
ABDUCTION FOR PURPOSE OF RAPE	-	-	-	1	-	1	1
ROBBERY, ARMED OR HIGHWAY	75	-	75	186	1	187	262
ROBBERY, BANK	-	-	-	1	-	1	1
ROBBERY, UNSPECIFIED	24	-	24	83	1	84	108
ROBBERY, ATTEMPTED	-	-	-	9	-	9	9
ASSAULT, FELONIOUS	31	-	31	53	3	56	87
ASSAULT WITH INTENT TO MAIM	1	-	1	2	-	2	3
MAIMING	14	-	14	18	-	18	32
MAYHEM	2	-	2	-	-	-	2
SHOOT INTO OCCUPIED DWELLING	3	-	3	1	-	1	4
KIDNAPPING	1	-	1	1	-	1	2
ABDUCTION	14	-	14	7	-	7	21
EXTORTION	1	-	1	-	-	-	1
TOTAL OFFENSES AGAINST PERSONS	304	-	304	599	11	610	914

TABLE V  
 RECIDIVISTS ( VA. AND/OR ELSEWHERE) CONFINED TO THE VIRGINIA STATE PENAL SYSTEM  
 BY OFFENSE ACCORDING TO RACE AND SEX  
 ON JUNE 30, 1975 (Continued)

OFFENSE	WHITE			NON-WHITE			GRAND TOTAL
	MALE	FEMALE	TOTAL	MALE	FEMALE	TOTAL	
OFFENSES AGAINST PROPERTY							
BURGLARY	150	1	151	169	-	169	320
BURGLARY, ATTEMPTED	1	-	1	1	-	1	2
POSSESSION OF BURGLARY TOOLS	-	-	-	2	-	2	2
BREAK AND ENTER	44	-	44	30	-	30	74
BREAK AND ENTER, ATTEMPTED	1	-	1	1	-	1	2
LARCENY, GRAND (EXCEPT AUTO)	62	1	63	67	7	74	137
LARCENY, CERTAIN FARM ANIMALS	-	-	-	1	-	1	1
LARCENY, PETTY	1	-	1	2	2	4	5
SHOPLIFTING	-	-	-	-	1	1	1
POSSESSION OF STOLEN GOODS	1	-	1	4	-	4	5
LARCENY, THEFT OF AUTO	21	-	21	18	-	18	39
USE OF AUTO WITHOUT AUTHORITY	12	-	12	6	-	6	18
TRANSPORT STOLEN CAR (FEDERAL)	1	-	1	-	-	-	1
FRAUD & CREDIT CARD THEFT	2	-	2	2	-	2	4
BAD CHECKS	2	-	2	-	1	1	3
EMBEZZLEMENT	1	-	1	-	-	-	1
ARSON	7	-	7	7	1	8	15
VANDALISM	2	-	2	-	-	-	2
FORGERY OF CHECKS, UTTERING	34	2	36	35	7	42	78
FORGERY OF DOCUMENTS	-	-	-	2	-	2	2
TOTAL OFFENSES AGAINST PROPERTY	342	4	346	347	19	366	712
OFFENSES AGAINST DECENCY, MORALITY, PEACE, AND GOOD ORDER							
SODOMY	6	-	6	4	-	4	10
PANDERING AND SOLICITING	-	-	-	1	-	1	1
INDECENT EXPOSURE	2	-	2	-	-	-	2
FALSE PUBLIC ALARM (NOT FIRE)	1	-	1	-	-	-	1

**TABLE V**  
**RECIDIVISTS (VA. AND/OR ELSEWHERE) CONFINED TO THE VIRGINIA STATE PENAL SYSTEM**  
**BY OFFENSE ACCORDING TO RACE AND SEX**  
**ON JUNE 30, 1975 (Concluded)**

OFFENSE	WHITE			NON-WHITE			GRAND TOTAL
	MALE	FEMALE	TOTAL	MALE	FEMALE	TOTAL	
OFFENSES AGAINST DECENCY, MORALITY, PEACE, AND GOOD ORDER							
VIOLATING WEAPONS LAWS	-	-	-	1	-	1	1
POSSESSION OF FIRE ARMS	1	-	1	5	-	5	6
TOTAL OFFENSES AGAINST DECENCY MORALITY, PEACE, AND GOOD ORDER	10	-	10	11	-	11	21
OFFENSES AGAINST PUBLIC JUSTICE AND ADMINISTRATION							
CONSPIRACY TO COMMIT A CRIME	1	-	1	-	-	-	1
PERJURY	1	-	1	-	-	-	1
ESCAPE - ATTEMPTED ESCAPE	1	-	1	1	-	1	2
TOTAL OFFENSES AGAINST PUBLIC JUSTICE AND ADMINISTRATION	3	-	3	1	-	1	4
VIOLATIONS OF TRAFFIC AND VEHICLE LAWS							
HABITUAL OFFENDER	7	-	7	5	-	5	12
TOTAL VIOLATIONS OF TRAFFIC AND VEHICLE LAWS	7	-	7	5	-	5	12
OFFENSES AGAINST PUBLIC POLICY, ECONOMY, AND HEALTH							
ILLEGAL LIQUOR MANUFACTURE	1	-	1	-	-	-	1
VIOLATION OF NARCOTICS LAWS	29	2	31	68	2	70	101
TOTAL OFFENSES AGAINST PUBLIC POLICY, ECONOMY, AND HEALTH	30	2	32	68	2	70	102
GRAND TOTAL	696	6	702	1,031	32	1,063	1,765

TABLE VI  
 RECIDIVISTS (VA. AND/OR ELSEWHERE) CONFINED TO THE VIRGINIA STATE PENAL SYSTEM  
 BY MILITARY SERVICE ACCORDING TO RACE AND SEX  
 ON JUNE 30, 1975

MILITARY SERVICE	WHITE			NON-WHITE			GRAND TOTAL
	MALE	FEMALE	TOTAL	MALE	FEMALE	TOTAL	
NO MILITARY SERVICE	440	5	445	850	31	881	1,326
HONORABLE DISCHARGE	87	-	87	95	-	95	182
MEDICAL DISCHARGE	8	-	8	10	-	10	18
GENERAL DISCHARGE	34	-	34	13	-	13	47
UNDESIRABLE DISCHARGE	72	-	72	32	-	32	104
BAD CONDUCT DISCHARGE	20	-	20	1	-	1	21
DISHONORABLE DISCHARGE	14	-	14	8	-	8	22
MEMBER OF ARMED FORCES AT TIME OF OFFENSE	5	-	5	1	-	1	6
INFORMATION NOT AVAILABLE	16	1	17	21	1	22	39
TOTAL	696	6	702	1,031	32	1,063	1,765

**TABLE VII**  
**RECIDIVISTS (VA. AND/OR ELSEWHERE) CONFINED TO THE VIRGINIA STATE PENAL SYSTEM**  
**BY PAROLE OR PARDON STATUS ACCORDING TO RACE AND SEX**  
**ON JUNE 30, 1975**

PAROLE OR PARDON STATUS AT COMMITMENT	WHITE			NON-WHITE			GRAND TOTAL
	MALE	FEMALE	TOTAL	MALE	FEMALE	TOTAL	
ON PAROLE	93	-	93	190	6	196	289
ON CONDITIONAL PARDON	-	-	-	-	-	-	-
DISCHARGED FROM PAROLE	101	-	101	139	6	145	246
DISCHARGED FROM COND. PARDON	-	-	-	-	-	-	-
NONE OF THE ABOVE	502	6	508	702	20	722	1,230
TOTAL	696	6	702	1,031	32	1,063	1,765

**TABLE VIII**  
**RECIDIVISTS (VA. AND/OR ELSEWHERE) CONFINED TO THE VIRGINIA STATE PENAL SYSTEM**  
**BY RELIGIOUS PREFERENCE ACCORDING TO RACE AND SEX**  
**ON JUNE 30, 1975**

RELIGIOUS PREFERENCE	WHITE			NON-WHITE			GRAND TOTAL
	MALE	FEMALE	TOTAL	MALE	FEMALE	TOTAL	
PROTESTANT	432	5	437	692	24	716	1,153
CATHOLIC	52	1	53	37	-	37	90
HEBREW	3	-	3	1	-	1	4
MOSLEM	-	-	-	27	-	27	27
MUSLIM	-	-	-	18	-	18	18
OTHER	5	-	5	8	-	8	13
NO PREFERENCE	133	-	133	164	2	166	299
INFORMATION NOT AVAILABLE	71	-	71	84	6	90	161
TOTAL	696	6	702	1,031	32	1,063	1,765

**TABLE IX**  
**RECIDIVISTS (VA. AND/OR ELSEWHERE) CONFINED TO THE VIRGINIA STATE PENAL SYSTEM**  
**BY TESTED EDUCATIONAL LEVEL AT COMMITMENT ACCORDING TO RACE AND SEX**  
**ON JUNE 30, 1975**

EDUCATION	WHITE			NON-WHITE			GRAND TOTAL
	MALE	FEMALE	TOTAL	MALE	FEMALE	TOTAL	
ILLITERATE - BEGINNER (0.0 - 4.9)	167	-	167	460	4	464	631
INTERMEDIATE (5.0 - 8.9)	373	1	374	450	9	459	833
ADVANCED (9.0 - 11.9)	92	1	93	37	-	37	130
HIGH SCHOOL AND ABOVE (12.0 AND ABOVE)	9	1	10	3	-	3	13
NOT TESTED	55	3	58	81	19	100	158
TOTAL	696	6	702	1,031	32	1,063	1,765

**TABLE X**  
**RECIDIVISTS (VA. AND/OR ELSEWHERE) CONFINED TO THE VIRGINIA STATE PENAL SYSTEM**  
**BY INTELLIGENCE ACCORDING TO RACE AND SEX**  
**ON JUNE 30, 1975**

INTELLIGENCE	WHITE			NON-WHITE			GRAND TOTAL
	MALE	FEMALE	TOTAL	MALE	FEMALE	TOTAL	
SEVERELY RETARDED	4	-	4	17	-	17	21
MODERATELY RETARDED	15	-	15	54	1	55	70
BORDERLINE	33	-	33	164	8	172	205
DULL NORMAL	96	1	97	262	8	270	367
NORMAL	348	3	351	460	6	466	817
BRIGHT NORMAL	148	1	149	58	-	58	207
SUPERIOR	46	-	46	5	-	5	51
NOT TESTED	6	1	7	11	9	20	27
TOTAL	696	6	702	1,031	32	1,063	1,765

**TABLE XI**  
**RECIDIVISTS ( VA. AND/ OR ELSEWHERE) CONFINED TO THE VIRGINIA STATE PENAL SYSTEM**  
**BY STATUS OF PARENTS ACCORDING TO RACE AND SEX**  
**ON JUNE 30, 1975**

STATUS OF PARENTS	WHITE			NON-WHITE			GRAND TOTAL
	MALE	FEMALE	TOTAL	MALE	FEMALE	TOTAL	
LIVING TOGETHER	208	2	210	203	6	209	419
SEPARATED	24	-	24	105	5	110	134
DIVORCED	124	2	126	102	1	103	229
NOT MARRIED	20	1	21	129	4	133	154
ONE PARENT DECEASED	214	1	215	329	9	338	553
BOTH PARENTS DECEASED	95	-	95	145	6	151	246
INFORMATION NOT AVAILABLE	11	-	11	18	1	19	30
TOTAL	696	6	702	1,031	32	1,063	1,765

**TABLE XII**  
**RECIDIVISTS (VA. AND/OR ELSEWHERE) CONFINED TO THE VIRGINIA STATE PENAL SYSTEM**  
**BY MARITAL STATUS ACCORDING TO RACE AND SEX**  
**ON JUNE 30, 1975**

MARITAL STATUS	WHITE			NON-WHITE			GRAND TOTAL
	MALE	FEMALE	TOTAL	MALE	FEMALE	TOTAL	
SINGLE	259	1	260	561	7	568	828
MARRIED	187	2	189	217	6	223	412
SEPARATED	85	2	87	161	12	173	260
DIVORCED	148	1	149	70	3	73	222
WIDOWED	17	-	17	22	4	26	43
INFORMATION NOT AVAILABLE	-	-	-	-	-	-	-
TOTAL	696	6	702	1,031	32	1,063	1,765

**TABLE XII**  
**RECIDIVISTS (VA. AND/OR ELSEWHERE) CONFINED TO THE VIRGINIA STATE PENAL SYSTEM**  
**BY JUVENILE RECORD ACCORDING TO RACE AND SEX**  
**ON JUNE 30, 1975**

JUVENILE RECORD	WHITE			NON-WHITE			GRAND TOTAL
	MALE	FEMALE	TOTAL	MALE	FEMALE	TOTAL	
NO PREVIOUS JUVENILE RECORD	257	3	260	387	15	402	662
YES, OTHER THAN STATE WARD	183	1	184	214	4	218	402
STATE WARD, TRAINING SCHOOL	160	1	161	271	7	278	439
STATE WARD, OTHER	11	-	11	23	-	23	34
INFORMATION NOT AVAILABLE	85	1	86	136	6	142	228
TOTAL	696	6	702	1,031	32	1,063	1,765

**- TABLE XIV**  
**RECIDIVISTS (VA. AND/OR ELSEWHERE) CONFINED TO THE VIRGINIA STATE PENAL SYSTEM**  
**BY DRUG AND ALCOHOL HABITS ACCORDING TO RACE AND SEX**  
**ON JUNE 30, 1975**

DRUG AND ALCOHOL HABITS	WHITE			NON-WHITE			GRAND TOTAL
	MALE	FEMALE	TOTAL	MALE	FEMALE	TOTAL	
HEAVY ALCOHOL USER	254	-	254	189	6	195	449
OCCASIONAL ALCOHOL USER	186	1	187	368	9	377	564
NO RECORD OF ALCOHOL OR DRUGS	40	2	42	102	1	103	145
DRUG USER	45	3	48	165	8	173	221
DRUG & HEAVY ALCOHOL USER	74	-	74	47	-	47	121
DRUG & OCCASIONAL ALCOHOL USER	76	-	76	119	3	122	198
INFORMATION NOT AVAILABLE	21	-	21	41	5	46	67
TOTAL	696	6	702	1,031	32	1,063	1,765



**TABLE XV**  
**RECIDIVISTS (VA. AND/OR ELSEWHERE) CONFINED TO THE VIRGINIA STATE PENAL SYSTEM**  
**BY ALL PREVIOUS SENTENCES SERVED ACCORDING TO RACE AND SEX**  
**ON JUNE 30, 1975**

NUMBER OF ALL PREVIOUS FELONY SENTENCES SERVED	WHITE			NON-WHITE			GRAND TOTAL
	MALE	FEMALE	TOTAL	MALE	FEMALE	TOTAL	
0	-	-	-	-	-	-	-
1	412	3	415	626	24	650	1,065
2	168	2	170	262	5	267	437
3	67	-	67	97	2	99	166
4	29	-	29	31	1	32	61
5	11	-	11	11	-	11	22
6	6	-	6	4	-	4	10
7	3	1	4	-	-	-	4
<b>TOTAL</b>	<b>696</b>	<b>6</b>	<b>702</b>	<b>1,031</b>	<b>32</b>	<b>1,063</b>	<b>1,765</b>





**SECTION I**

**APPENDIX**



**APPENDIX I**  
**EXPLANATION OF DATA SOURCE**

**Felons:**

The data used to produce the felon tables were extracted from felon inmate files located in the Division of Adult Services, under the Records Section of Classification and Treatment Services.

**Misdemeanants:**

The data on misdemeanants were provided by the admitting institution or correctional field unit, and submitted to the Bureau of Management Information for editing and processing.



**END**