

CACTUS :
SYSTEM DOCUMENTATION

46720

CACTUS:
SYSTEM DOCUMENTATION

NO. 1

1974

LA 74-1000

LOS ANGELES REGIONAL CRIMINAL JUSTICE PLANNING BOARD

PREPARED BY:

LOS ANGELES REGIONAL
CRIMINAL JUSTICE PLANNING BOARD
304 S. BROADWAY, SUITE 210
LOS ANGELES, CALIFORNIA 90013

MOTT-MCDONALD ASSOCIATES, INC.
2755 N. BUTLER ST.
ORANGE, CALIFORNIA 92665

OCJP PROJECT NO. 2144
PROJECT DIRECTOR: DONALD H. GRAHAM

"The preparation of these materials was financially aided through a Federal grant from the Law Enforcement Assistance Administration and the Office of Criminal Justice Planning under the Omnibus Crime Control and Safe Streets Act of 1968, as amended. The opinions, findings and conclusions in this publication are those of the author and are not necessarily those of the Law Enforcement Assistance Administration or the Office of Criminal Justice Planning."

"OCJP reserves a royalty-free, non-exclusive and irrevocable license to reproduce, publish and use these materials, and to authorize others to do so."

MAY, 1975

ACKNOWLEDGEMENT

This document is one in a series of reports intended to assist managers and planners of Youth Service Programs in Los Angeles County. The material presented must be adapted to the local community by Program Managers and is not intended to provide specific answers to local problems. It may, however, be helpful in formulating and initiating management direction.

As Chairman of the Los Angeles Regional Criminal Justice Planning Board's advisory committee which was responsible for this product, I would like to express my appreciation for the advice and support provided to the project by its Interjurisdictional Steering Committee:

State of California

Department of the Youth Authority - Joseph Phelan
Robert L. Smith

Office of Criminal Justice Planning - William E. Wright, Ph.D.

County of Los Angeles

Chief Administrative Office - T. Julie Frederick, M.S.W.
Data Processing Department - Richard O. Doty
Department of Community Services - David Bisno
Department of Public Social Services - Gordon L. Todd
Probation Department - Raymond R. Johnson
Compton Area Juvenile Diversion Project - Regine Payne
Sheriff's Department - Lieutenant James I. Cook

City of Los Angeles

Los Angeles Police Department - Irene Gardner
Mayor's Office of Criminal Justice Planning - William J. Carey
Henry C. Marin
Mayor's Office, Youth Programs - Olivia Mitchell

In addition to the Steering Committee there were numerous individuals and agencies which contributed their time and energies to the success of this project. While it is impossible to name them all here, I would like to identify a few whose assistance was invaluable: George Smith, Marilyn Langford, and Tom Farnsworth of the Division of Technical Assistance and Consultation, Department of the Youth Authority, State of California; Ursula T. Mooz-Kolov and Frank Herzog of the National Council on Crime and Delinquency's Research Center; Elaine Duxbury, Marvin Bohnstedt, and the OCJP-funded "Evaluation of Juvenile Diversion Project" staff; and Dr. Malcom W. Klein, Chairman, Department of Sociology, University of Southern California.

The Regional Board is interested in your comments and in any suggestions you might have for the improvement of this document.

William P. Hogoboom
Assistant Presiding Judge
Los Angeles Superior Court
and
Member, National Advisory
Committee for Juvenile Justice
and Delinquency Prevention

TABLE OF CONTENTS

PAGE

I. CACTUS SYSTEMS FLOW

1.1	Client Bank Entry	1
1.2	Client Bank Maintenance	2
1.3	Report Systems: Weekly	4
1.4	Report Systems: Monthly	5
1.5	Report Systems: Evaluation and Special	9

II. CACTUS CARD RECORD SPECIFICATIONS

2.1	YIRIN, CARD1, Youth Intake Report	11
2.2	YIRIN, CARD2, Youth Intake Report	13
2.3	ASSESS, CARD1, Assessment Report	17
2.4	ASSESS, CARD2, Assessment Report	19
2.5	CARIN, Client Action Report	21
2.6	CAROSIN, CARD1, Client Action Report of Services.....	23
2.7	CAROSIN, CARD2, Client Action Report of Services.....	26
2.8	CARDIN, Intrasystem Transfer.....	27
2.9	DEACT, Client Discharge	28
2.10	CARDIN, Client Reactivation after Termination	30
2.11	CARDIN, Analysis of Recidivism	31
2.12	DELETE, Client Record Deletions	32
2.13	PROB, Problem Dictionary Input Description	33
2.14	NEED, Needs Dictionary Input Description	34
2.15	AGEN, Agency Dictionary Input Description	35

III. CACTUS DISK FILE RECORD SPECIFICATIONS

3.1	Client Master Record	36
3.2	Number Assignment Record.....	39
3.3	Client Action Report Record	39
3.4	Client Action Report of Service Record.....	39
3.5	Problems Dictionary Record	39
3.6	Needs Dictionary Record	39
3.7	Agency Dictionary Record	39

IV. CACTUS SOURCE PROGRAMS

4.1	YSC01, New Client Intake and Changes	40
4.2	YSC02, Client Base Register	42
4.3	YSC02A, Client Base Register, Juvenile Justice Option..	43
4.4	YSC03, Assessment Delinquency List	44
4.5	YSC04, Assessments Update	46

4.6	YSC05, Client Action Report Update	48
4.7	YSC06, Client Action Report of Service Update	49
4.8	YSC07, Client Discharges	50
4.9	YSC08, Build Client Action Report Index	51
4.10	YSC09, Build Client Action Report of Service Index.....	52
4.11	YSC10, Client Record Deletions	53
4.12	YSC11, Client Contact List	54
4.13	YSC12, Client Action Report Delinquency List	55
4.14	YSC13, Client Action Report of Service Delinquency List .	56
4.15	YSC14, 17 Year Olds in Program List	57
4.16	YSC15, Unassigned Youth Posted 7 days List	58
4.17	YSC17, Client Summary Report	59
4.18	YSC17A, Build Client Action Index 2	66
4.19	YSC17B, Agency Cost of Service Report	67
4.20	YSC18, 60 day Review List.....	69
4.21	YSC19, Cumulative Deactivation Report.....	70
4.22	YSC22, Client Aging in Service	71
4.23	YSC23, Client Demographics Analysis Generator	72
4.24	YSC24, Build Problem Dictionary	77
4.25	YSC25, Build Need Dictionary.....	78
4.26	YSC26, Build Agency Dictionary ...	79
4.27	YSC26A, Build Agency Dictionary for Needs/Service ...	80
4.28	YSC27, Build Client Action Index	81
4.29	YSC28, Analysis by Offense Census within Residence Census Tract	82
4.30	YSC29, Youth Recidivism Count Spread	85
4.31	YSC30, Recidivism Update	87
4.32	YSC31, Evaluation T01 Report by Client.....	88
4.33	YSC32, Client Reactivations	95
4.34	YSC33, Agency Client Count	96
4.35	YSC34, Set Enrollment Status Flags	97
4.36	YSC36, Recidivism Accumulation Index Build	98
4.37	YSC37, Intrasystem Transfer Update	99
4.38	YSC38, Cumulative Intrasystem Transfers	100
4.39	YSC39, Evaluation T01 Report By Agency	101
4.40	YSC40, Build Problem/Needs Summary Files	102
4.41	YSC41, Problem Analysis by Agency	105
4.42	YSC42, Problem Analysis by Program	106
4.43	YSC43, Need Analysis by Agency	107
4.44	YSC44, Need Analysis by Program	108

	PAGE
4.45 \$DSORT, CLIK - ACLIK1	109
4.46 \$DSORT, CLIK - ACLIKZ	109
4.47 Client Master File Backup and Reorganization	110
4.48 \$DSORT, CLIK - ACLIK4	111
4.49 \$DSORT, CLIK - BCLIK2.....	111
4.50 \$DSORT, CLIK - BCLIK3	112
4.51 \$DSORT, CLIK - ACLIK5	112
4.52 \$DSORT, CLIK - ACLIK7	113
4.53 \$DSORT, CLIK - ACLIK8	113
4.54 \$DSORT, CLIK - BCLIK1	114
4.55 \$DSORT, CLIK - BCLIK6	114
4.56 \$INIT, initialize Work Pack on R2	114
4.57 \$DSORT, CAR - CART	115
4.58 \$DSORT, CAROS - CAROS1	115
4.59 \$DSORT, CLIK - BCLIK7	115
4.60 \$DSORT, REC-REC1	116
4.61 \$DSORT, T0101B - BCLIK8	116
4.62 \$DSORT, CLIK - RCLIK1	116
4.63 \$DSORT, CLIK - RCLIK2	116

APPENDICES

A	Problem Dictionary	A-1
B	Needs Dictionary	B-1
C	Agency Dictionary	C-1
D	Census Tracts, Central City Los Angeles	D-1
E	Admission Status Codes	E-1

FOREWORD

This volume provides systems documentation for the Client Action; Characteristics; Tracking and Record Updating System (CACTUS) as transferred from Kansas City, Missouri to Los Angeles, California.

It should be noted that Appendix C, the Agency Dictionary, has been included only as an example. Complete development of this Dictionary will be at the discretion of Diversion Project staff in developing an Agency Coding Structure which reflects:

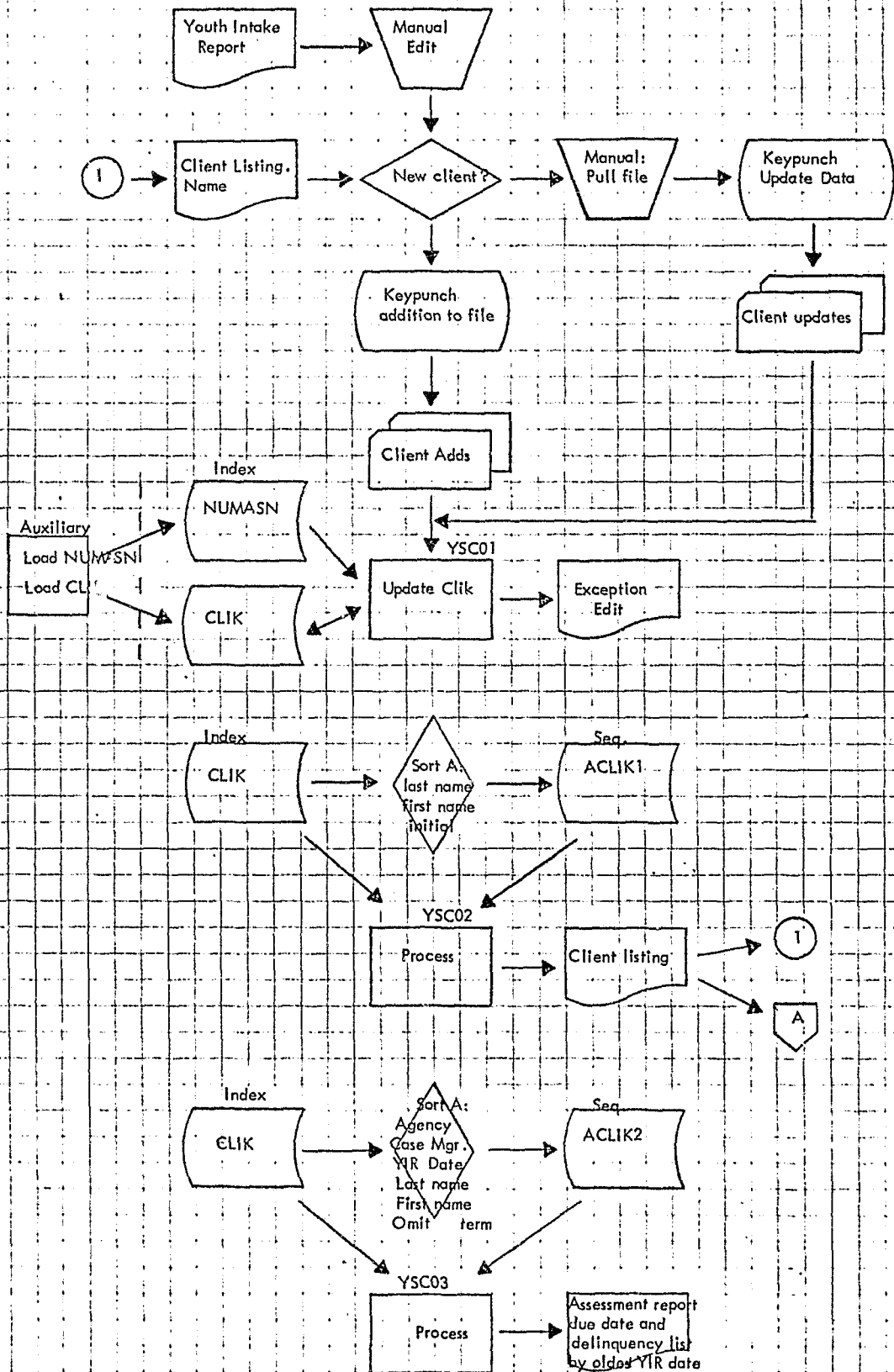
- 1) Categorization of Service Agency by major program area
- 2) Classification of Service Agencies as participants in a single or multiple Diversion Projects
- 3) Assignment of service agency average unit cost for service provision

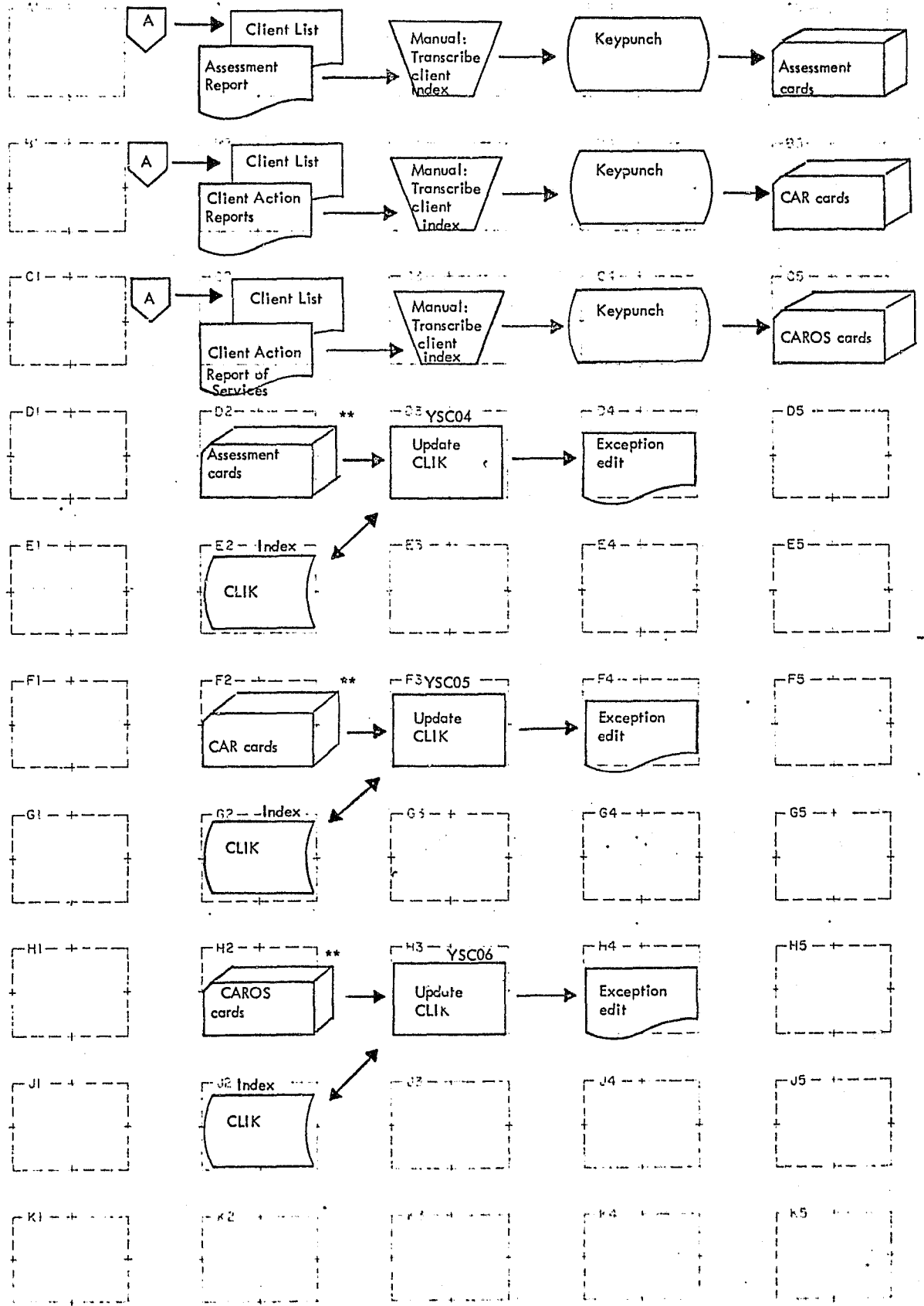
It is further recommended that the National Crime Information Center Offense Codes, or other California offense classifications currently in use, be adopted as indicated on Page 15.

Thanks is hereby expressed to The Greater Kansas City Mental Health Foundation, in particular to Messrs. John Wandless and Jack Hurst whose cooperation made preparation of this document possible.

I CACTUS SYSTEMS FLOW

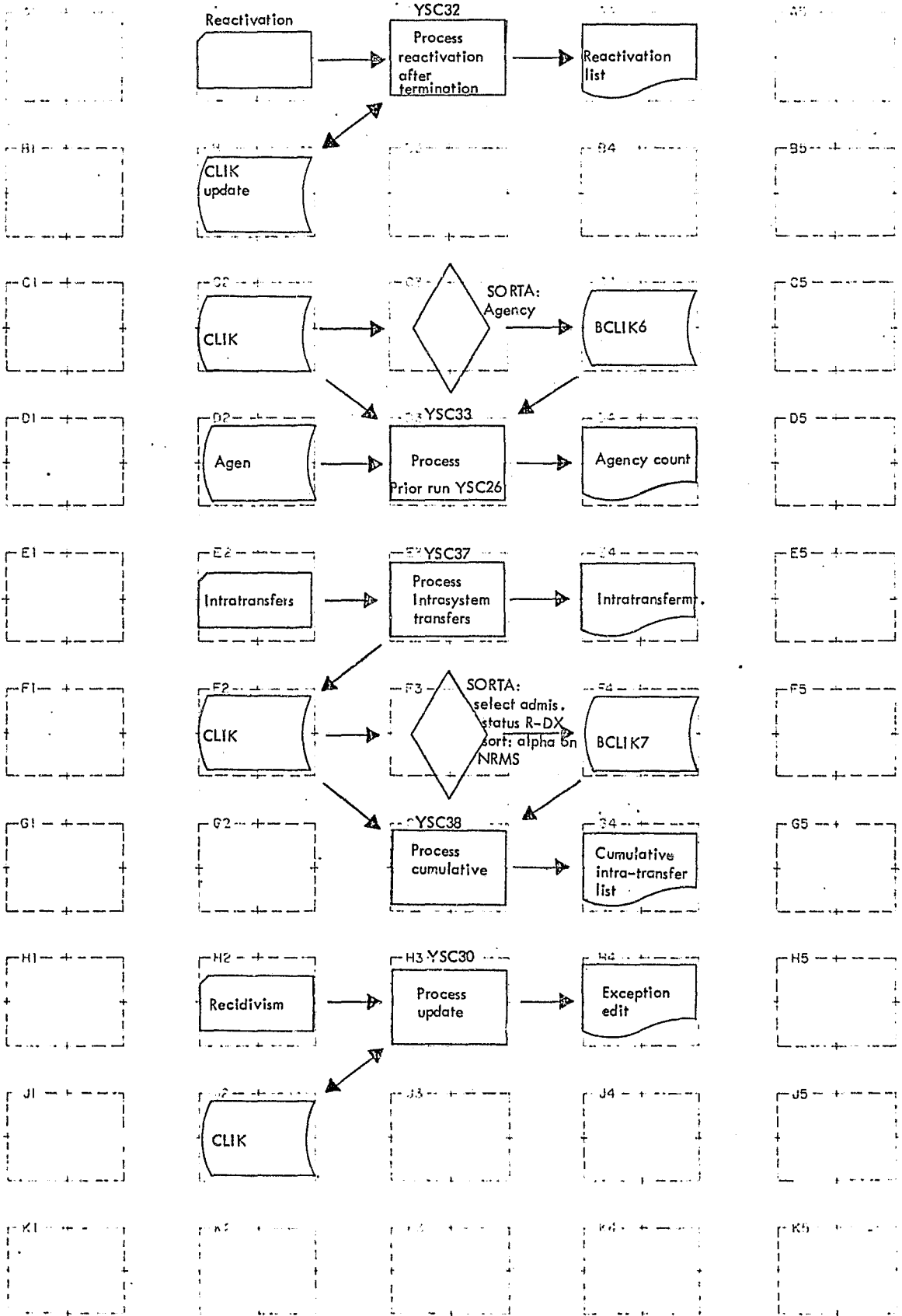
Programmer: _____ Program No.: _____ Date: 5/31/75 Page: _____
 Chart ID: 1.1 Chart Name: CLIENT BANK ENTRY Program Name: _____





** Update on activity only - hold cards for monthly reports and general reporting.

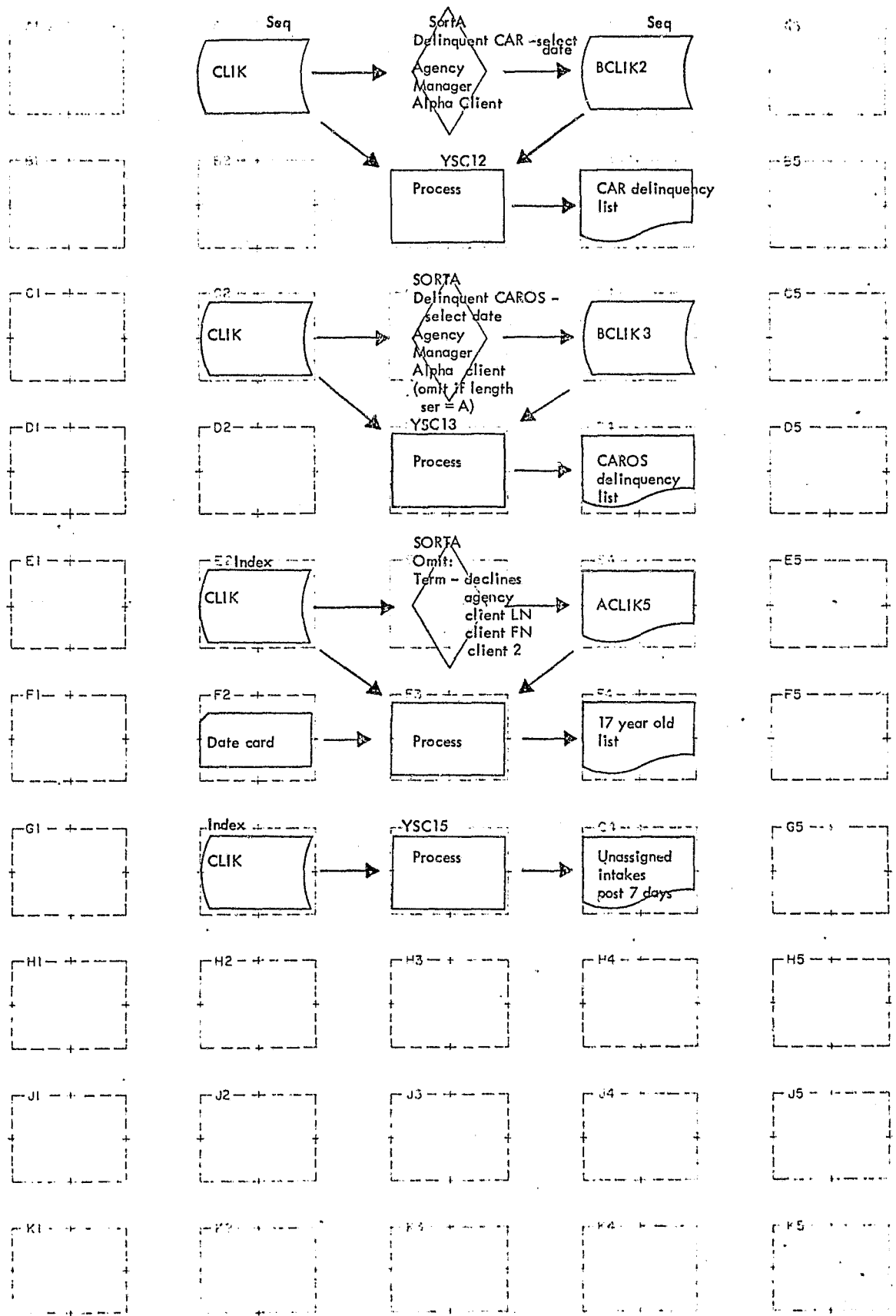
Programmer: _____ Program No.: _____ Date: 5/31/75 Page: _____
 Chart ID: J.2 Chart Name: CLIENT BANK MAINTENANCE Program Name: _____



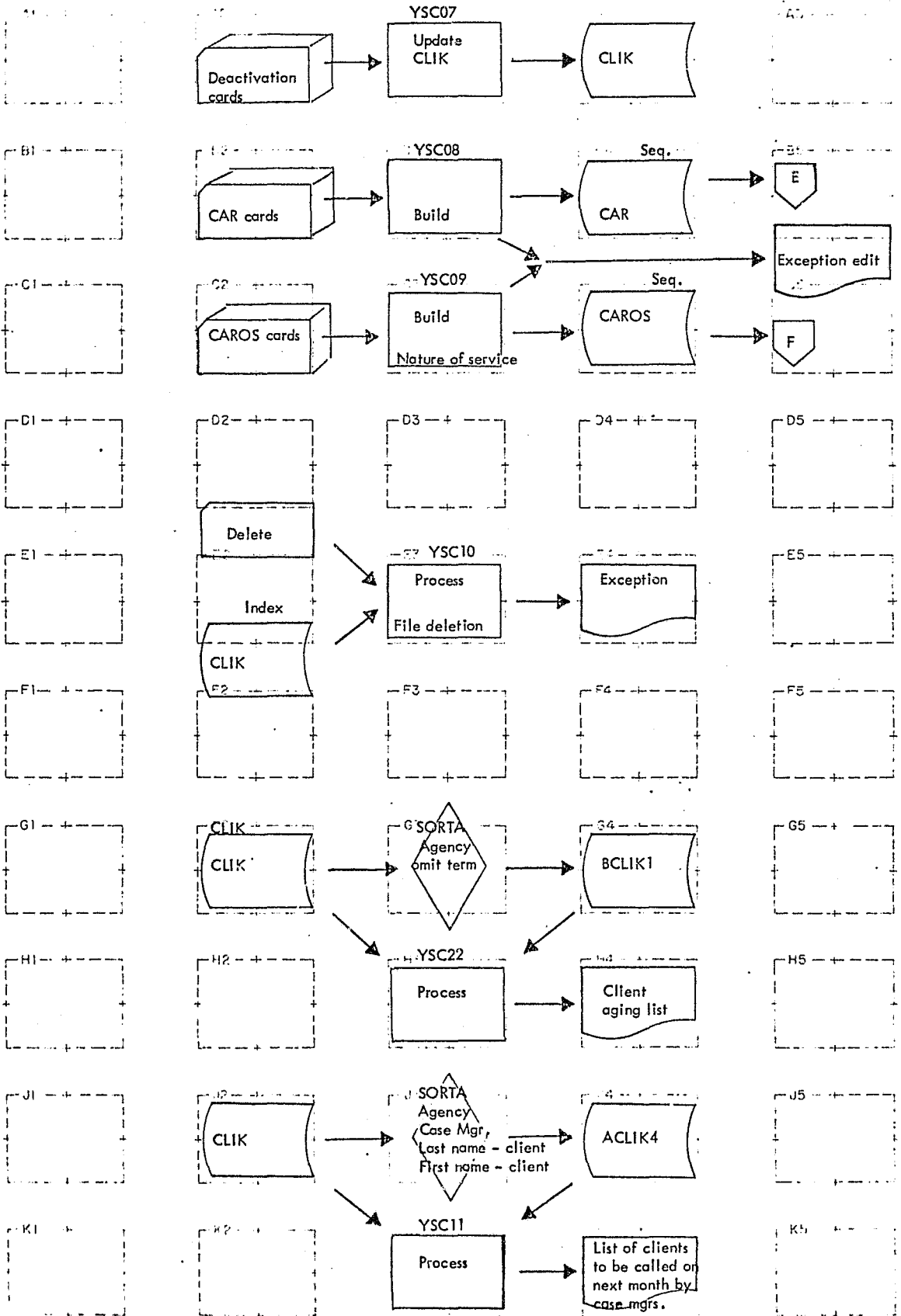
↑ Fold under at dotted line.

↑ Fold under at dotted line.

Programmer: _____ Program No.: _____ Date: _____ Page: _____
 Chart ID: 1.3 Chart Name: Report System Weekly Program Name: _____



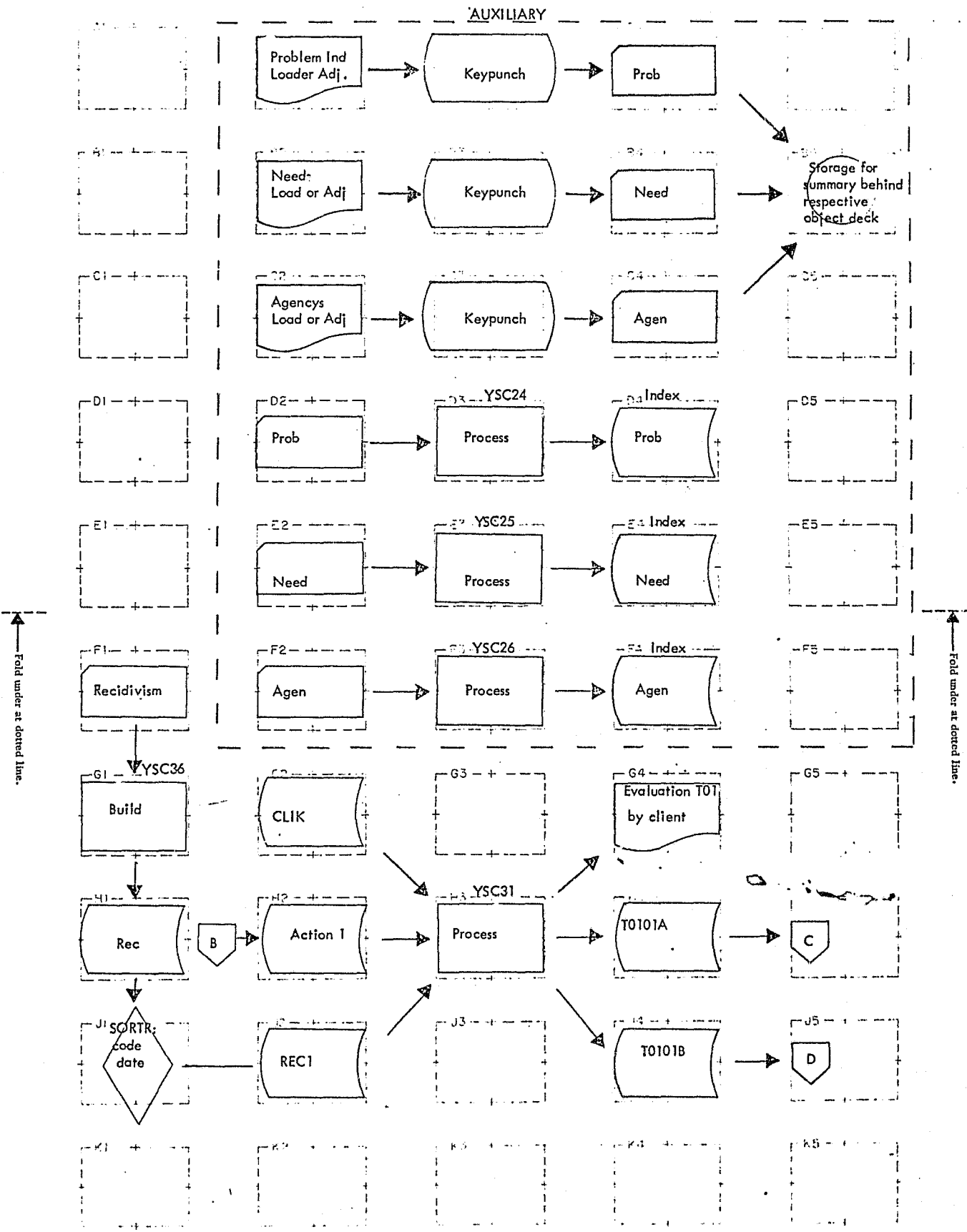
Programmer: _____ Program No.: _____ Date: _____ Page: _____
 Chart ID: J.4 Chart Name: REPORT SYSTEMS - MONTHLY Program Name: _____



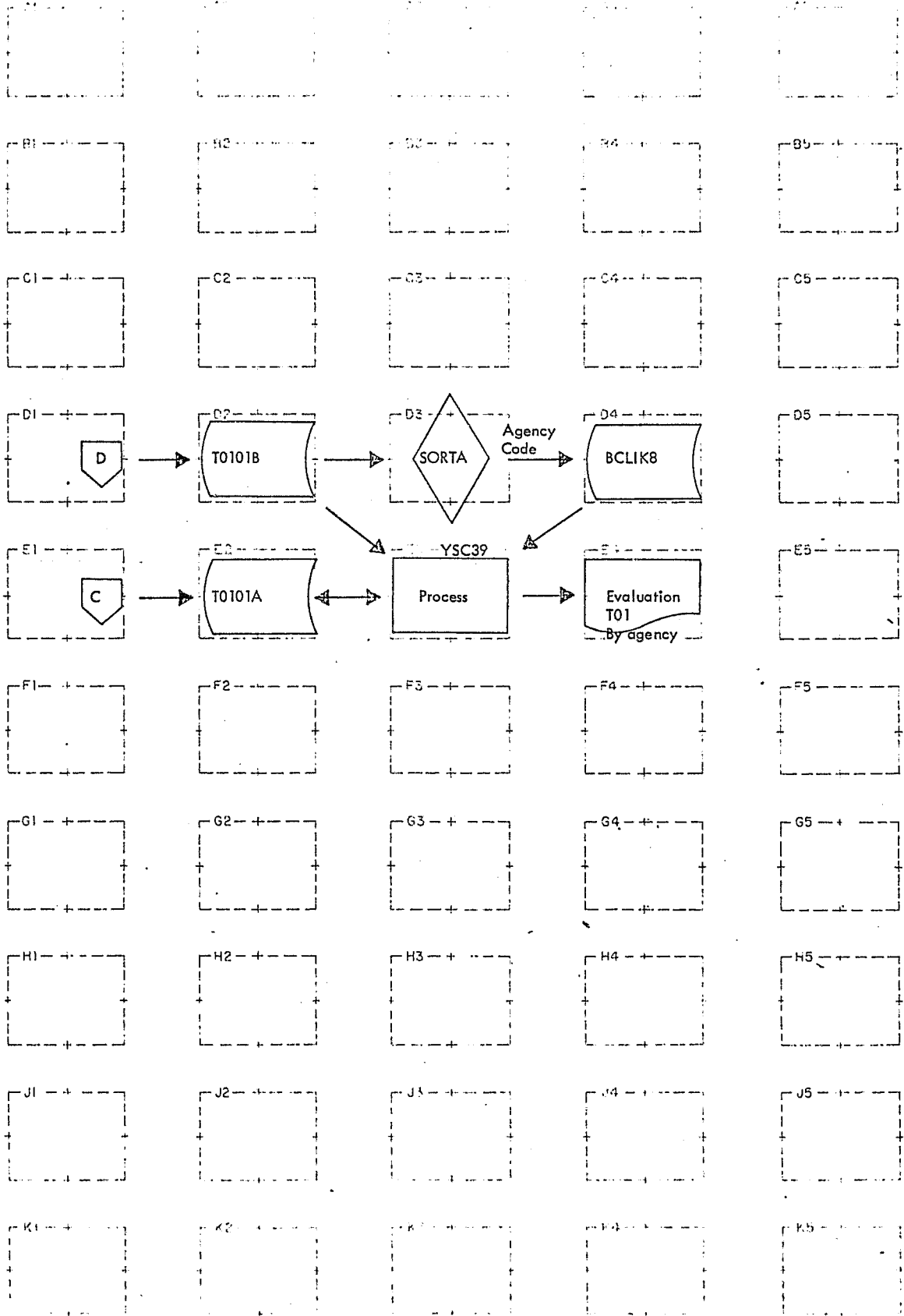
Fold under at dotted line.

Fold under at dotted line.

Programmer: _____ Program No.: _____ Date: _____ Page: _____
 Chart ID: 1.4 Chart Name: REPORTING SYSTEMS - MONTHLY Program Name: _____



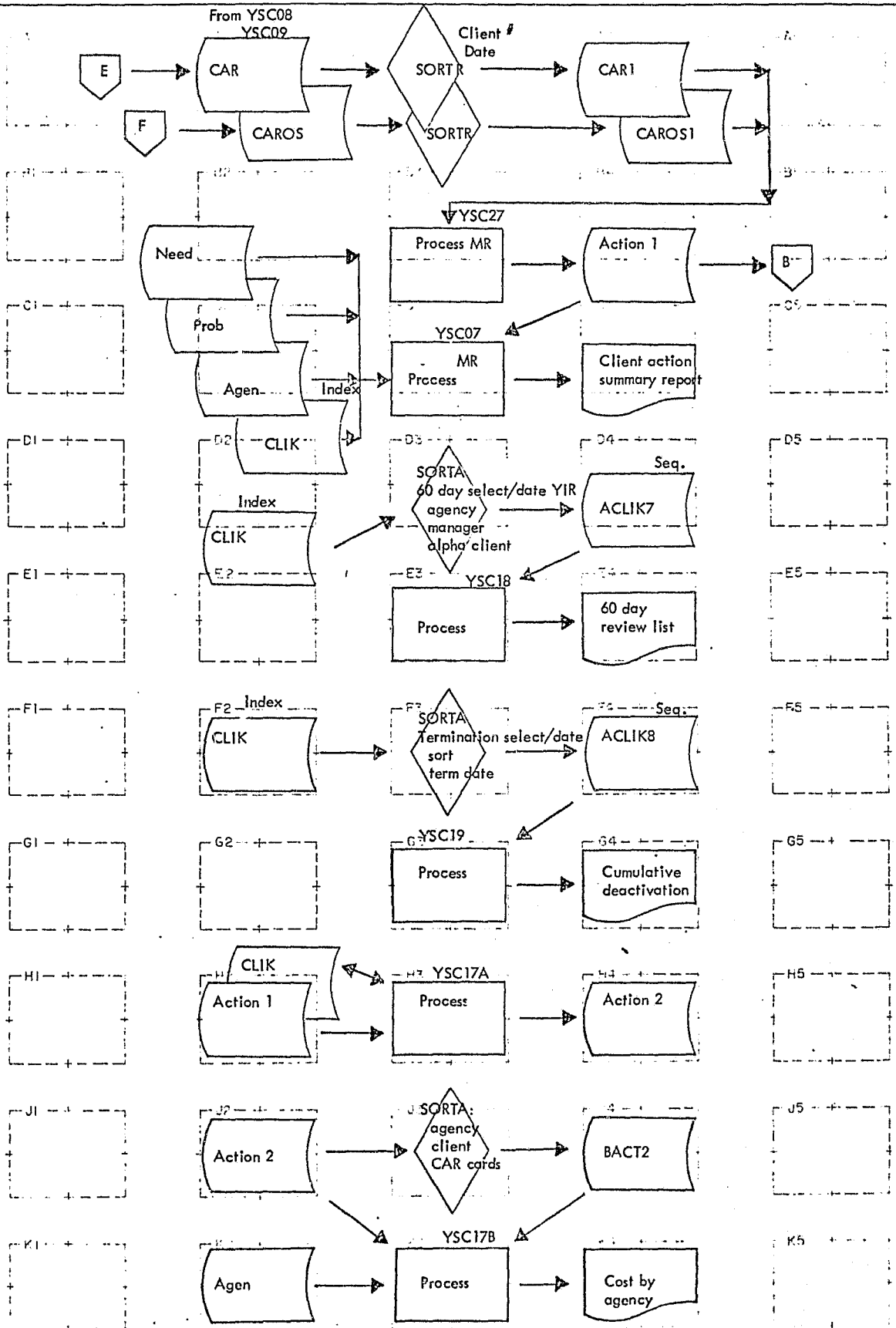
Programmer: _____ Program No.: _____ Date: _____ Page: _____
 Chart ID: L4 Chart Name: REPORTING SYSTEMS MONTHLY Program Name: _____



↑ Fold under at dotted line.

↑ Fold under at dotted line.

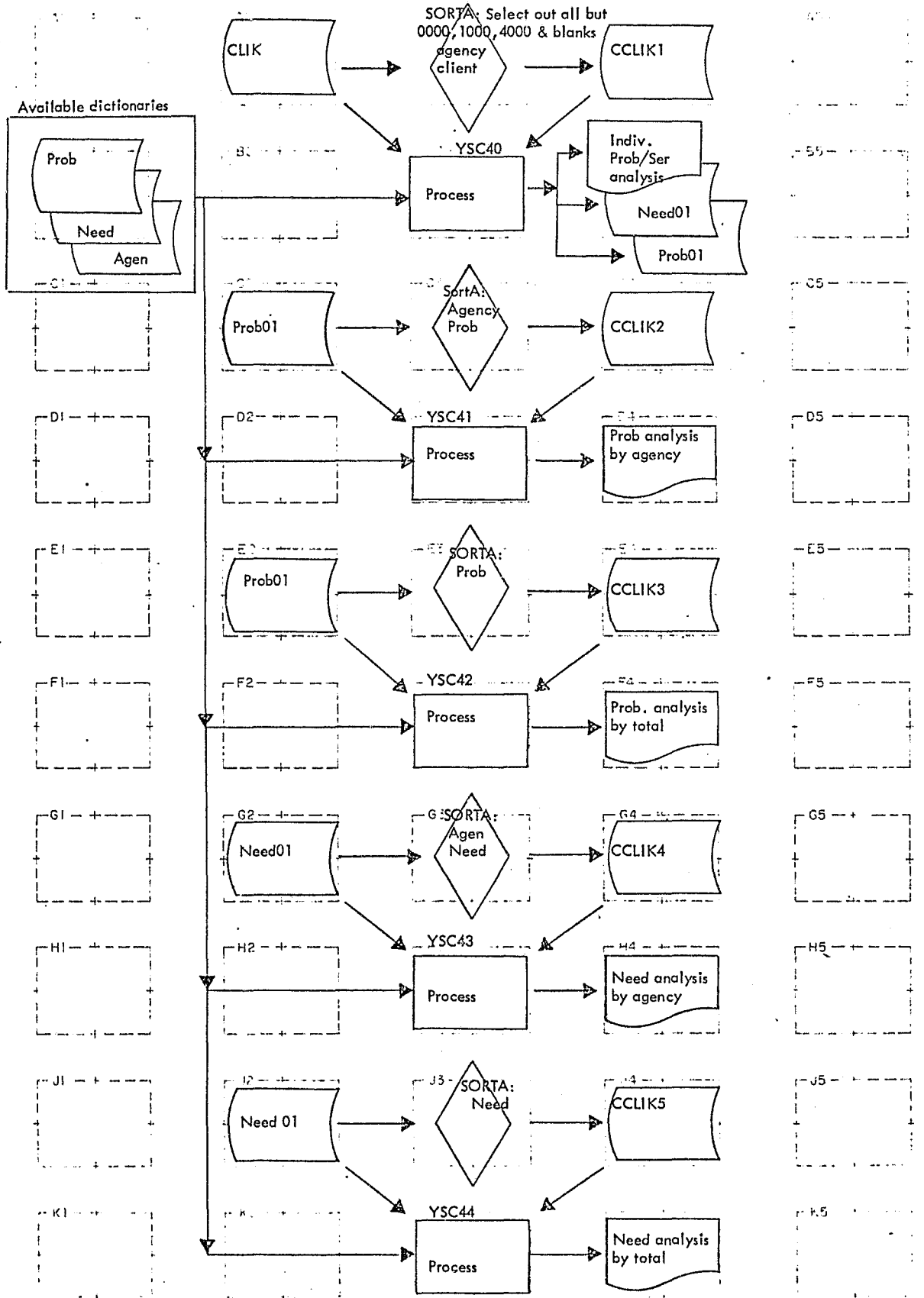
Programmer: _____ Program No.: _____ Date: _____ Page: _____
 Chart ID: 1.4 Chart Name: REPORT SYSTEMS: MONTHLY Program Name: _____



Fold under at dotted line.

Fold under at dotted line.

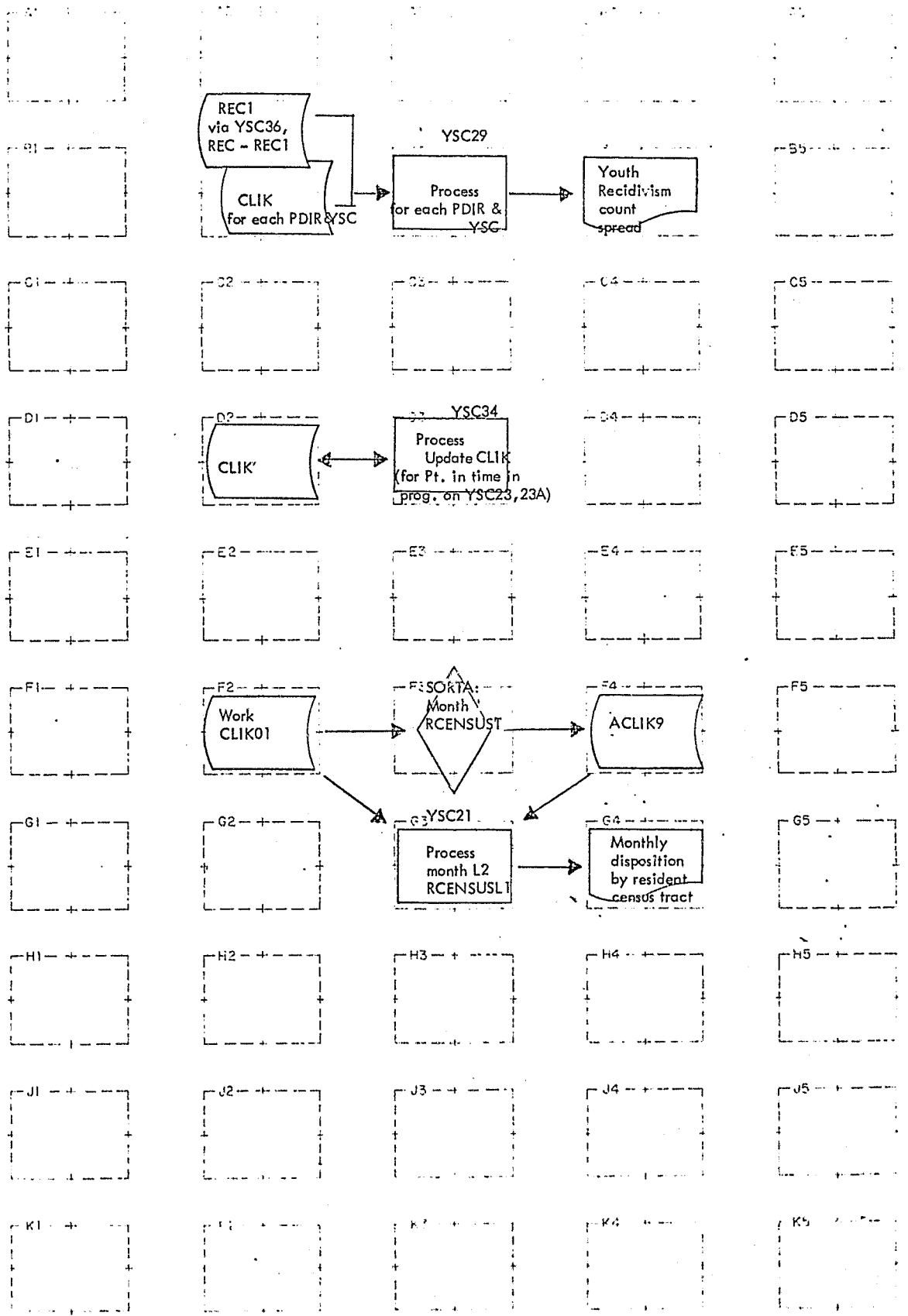
Programmer: _____ Program No.: _____ Date: _____ Page: _____
 Chart ID: 1.5 Chart Name: REPORT SYSTEMS: EVALUATION Program Name: _____



Fold under at dotted line.

Fold under at dotted line.

Programmer: _____ Program No.: _____ Date: _____ Page: _____
 Chart ID: 1.5 Chart Name: REPORTING SYSTEM: EVALUATION Program Name: _____



II. CACTUS CARD RECORD SPECIFICATIONS

CARD RECORD SPECIFICATIONS

SYSTEM: CACTUS

DATE: MAY 31, 1975

CARD NAME: YIRIN - CARD 1 (YOUTH INTAKE REPORT)

2.1

1	2	3	4	5	6	7	8	9	10	11	12	13	14	15	16	17	18	19	20	21	22	23	24	25	26	27	28	29	30	31	32
1								2								3								4							

33	34	35	36	37	38	39	40	41	42	43	44	45	46	47	48	49	50	51	52	53	54	55	56	57	58	59	60	61	62	63	64
4		5		6												7															

65	66	67	68	69	70	71	72	73	74	75	76	77	78	79	80	81	82	83	84	85	86	87	88	89	90	91	92	93	94	95	96
7								8				9				10				11				12							

<u>FIELD NUMBER</u>	<u>FROM C.C.</u>	<u>TO C.C.</u>	<u>DESCRIPTION OR VALUE</u>
1	1	8	Client Code: 1st and 2nd initials of clients last name followed by 1st initial of clients first name, left justified. If transaction is an update or change, columns 4 through 8 should contain client's computer assigned number. (Refer to Client Base Register).
2	9	9	Transaction Type A = new enrollment E = update or change
3	10	24	Client's last name, left justified
4	25	34	Client's first name, left justified
5	35	35	Client's middle initial
6	36	55	Client's street address
7	56	72	Client's city and state of residence
8	73	76	Residence census tract (see appendix D)

CARD RECORD SPECIFICATIONS

SYSTEM: CACTUS

DATE: MAY 31, 1975

CARD NAME: YIRIN - CARD 1 (continued)

<u>FIELD NUMBER</u>	<u>FROM C.C.</u>	<u>TO C.C.</u>	<u>DESCRIPTION OR VALUE</u>
9	77	80	Offense census tract (see appendix D)
10	81	86	Initial contact date by referral source: MMDDYY
11	87	90	Initial contact time, military format: e.g. 3.30 p.m. = 1530
12	91	91	Card code = "A"

CARD RECORD SPECIFICATIONS

SYSTEM: CACTUS

DATE: MAY 31, 1975

CARD NAME: YRIN - CARD 2 (YOUTH INTAKE REPORT)

2.2

1	2	3	4	5	6	7	8	9	10	11	12	13	14	15	16	17	18	19	20	21	22	23	24	25	26	27	28	29	30	31	32
1			2			3			4			5			6			7			8			9							

33	34	35	36	37	38	39	40	41	42	43	44	45	46	47	48	49	50	51	52	53	54	55	56	57	58	59	60	61	62	63	64
9									10			11			12			13			14										

65	66	67	68	69	70	71	72	73	74	75	76	77	78	79	80	81	82	83	84	85	86	87	88	89	90	91	92	93	94	95	96
14					15		16		17		18		19		20		21			22			23			24			25		

<u>FIELD NUMBER</u>	<u>FROM C.C.</u>	<u>TO C.C.</u>	<u>DESCRIPTION OR VALUE</u>
1	1	2	Client's age
2	3	3	Client's race: 'W' = white 'N' = negro 'M' = mexican american 'I' = american indian 'R' = puerto rican 'A' = asian 'O' = other
3	4	4	Client's sex: 'M' = male 'F' = female
4	5	7	Client's height in feet and inches
5	8	10	Client's weight in pounds
6	11	19	Not used
7	20	25	Client's date of birth. MMDDYY
8			

CARD RECORD SPECIFICATIONS

SYSTEM: CACTUS

DATE: MAY 31, 1975

CARD NAME: YIRIN - CARD 2 (CONTINUED)

<u>FIELD NUMBER</u>	<u>FROM C.C.</u>	<u>TO C.C.</u>	<u>DESCRIPTION OR VALUE</u>
8	26	26	School or place of business 'S' = school 'B' = business 'O' = other
9	27	44	Not used
10	45	47	Number of others with youth at time of contact (classroom = 000)
11	48	48	Type of source: 'P' = police 'L' = School 'A' = social agency 'W' = county welfare 'F' = family 'S' = self 'R' = outreach 'T' = other 'J' = juvenile court
12	49	49	Admission status code refer to appendix E
13	50	55	Intake date: MMDDYY
14	56	70	Not used
15	71	71	Category of presenting problem: Law: 'A' = police related 'J' = juvenile court type offense School: 'Q' = frequent absence 'B' = behavior 'A' = achievement Other 'M' = mental health 'H' = health 'D' = drug related 'V' = vandalism 'R' = runaway 'F' = family relations

CARD RECORD SPECIFICATIONS

SYSTEM: CACTUS

DATE: MAY 31, 1975

CARD NAME: YIRIN - CARD 2 (CONTINUED)

<u>FIELD NUMBER</u>	<u>FROM C.C.</u>	<u>TO C.C.</u>	<u>DESCRIPTION OR VALUE</u>
			'E' = peer relations 'O' = other 'N' = none
16	72	75	National crime information center offense code or other appropriate offense classification as determined by user agencies. (only applicable in the case of police or juvenile court contact.)
17	76	76	Prior police contact? 'Y' = yes 'N' = no
18	77	77	Prior court contact? 'Y' = yes 'N' = no
19	78	78	Under current jurisdiction? 'Y' = yes 'N' = no
20	79	79	Action agency: 'Y' = diversion project member agency 'A' = diversion project affiliated agency 'O' = other agency
21	80	80	If service was declined: 'Y' = youth 'P' = parent
22	81	86	Assignment date if case management agency was assigned. Format: MMDDYY
23	87	90	Intake site code: 4 character code indicating intake station where youth intake report data is collected. Codes to be determined by user agencies.
24	91	94	4 digit agency code. See appendix C. Use: '1000; if youth is in holding status and no

CARD RECORD SPECIFICATIONS

SYSTEM: CACTUS

DATE: MAY 31, 1975

CARD NAME: YIRIN - CARD 2 (CONTINUED)

<u>FIELD NUMBER</u>	<u>FROM C.C.</u>	<u>TO C.C.</u>	<u>DESCRIPTION OR VALUE</u>
25	95	95	management agency has yet been assigned; '4000' if youth or parent declined service. Card code = 'B'

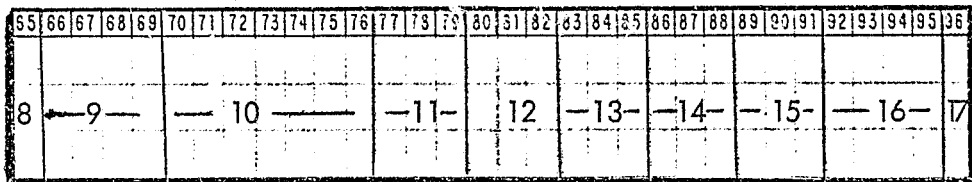

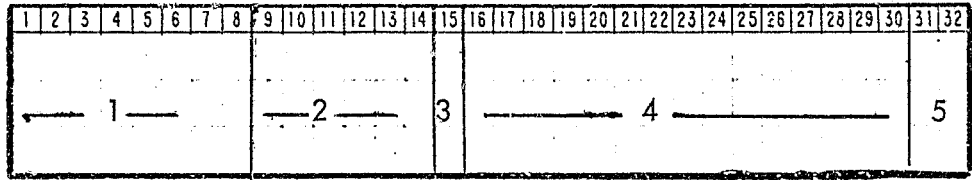
CARD RECORD SPECIFICATIONS

SYSTEM: CACTUS

DATE: MAY 31, 1975

CARD NAME: ASSESS - CARD 1 (ASSESSMENT REPORT)

2.3



<u>FIELD NUMBER</u>	<u>FROM C.C.</u>	<u>TO C.C.</u>	<u>DESCRIPTION OR VALUE</u>
1	1	8	Client code: 1st and 2nd initials of client's last name followed by 1st initial of client's first name and 5 digit client number: TIK00001
2	9	14	Assessment date: MMDDYY
3	15	15	Assessment status: 'F' = first assessment 'R' = revised assessment
4	16	30	Name of family contact
5	31	32	Family contact role: 'MM' = mother 'SS' = sister 'FF' = father 'GM' = grandmother 'SM' = stepmother 'GF' = grandfather 'SF' = stepfather 'GG' = guardian 'BB' = brother
6	33	52	Address of contact
7	53	59	phone number of contact

CARD RECORD SPECIFICATIONS

SYSTEM: CACTUS

DATE: MAY 31, 1975

CARD NAME: ASSESS - CARD 1 (CONTINUED)

<u>FIELD NUMBER</u>	<u>FROM C.C.</u>	<u>TO C.C.</u>	<u>DESCRIPTION OR VALUE</u>
8	60	65	First six initials of case manager's last name
9	66	69	Case management agency code - see appendix C
10	70	76	Case manager's phone number
11	77	79	3 digit problem code (1) (see appendix A)
12	80	82	3 digit problem code (2)
13	83	85	3 digit problem code (3)
14	86	88	3 digit problem code (4)
15	89	91	3 digit problem code (5)
16	92	95	Not used
17	96	96	Card code "A"

CARD RECORD SPECIFICATIONS

SYSTEM: CACTUS

DATE: MAY 31, 1975

CARD NAME: ASSESS - CARD 2 (ASSESSMENT REPORT)

2.4

1	2	3	4	5	6	7	8	9	10	11	12	13	14	15	16	17	18	19	20	21	22	23	24	25	26	27	28	29	30	31	32
1								2		3		4		5		6		7		8		9				10					

33	34	35	36	37	38	39	40	41	42	43	44	45	46	47	48	49	50	51	52	53	54	55	56	57	58	59	60	61	62	63	64
10				11				12				13				14				15											

65	66	67	68	69	70	71	72	73	74	75	76	77	78	79	80	81	82	83	84	85	86	87	88	89	90	91	92	93	94	95	96
16			17			18			19			20				21				22				23							

<u>FIELD NUMBER</u>	<u>FROM C.C.</u>	<u>TO C.C.</u>	<u>DESCRIPTION OR VALUE</u>
1	1	8	Client code: 1st and 2nd initial of client's last name followed by 1st initial of client's first name and 5 digit client number: TIK0001
2	9	10	2 digit need code (1) (see appendix B)
3	11	12	2 digit need code (2)
4	13	14	2 digit need code (3)
5	15	16	2 digit need code (4)
6	17	18	2 digit need code (5)
7	19	20	2 digit need code (6)
8	21	22	2 digit need code (7)
9	23	28	Service plan step (A) format: 2 digit need code followed by service provider agency code. (see appendices B and C)

CARD RECORD SPECIFICATIONS

SYSTEM: CACTUS

DATE: MAY 31, 1975

CARD NAME: ASSESS - CARD 2 (CONTINUED)

<u>FIELD NUMBER</u>	<u>FROM C.C.</u>	<u>TO C.C.</u>	<u>DESCRIPTION OR VALUE</u>
10	29	34	Service plan step (B)
11	35	40	Service plan step (C)
12	41	46	Service plan step (D)
13	47	52	Service plan step (E)
14	53	58	Service Plan step (F)
15	59	64	Service Plan step (G)
16	65	65	Psychological testing: 'Y' = yes 'N' = no
17	66	67	Position title of staff i.e. 'MD' = doctor 'MG' = case manager, etc.
18	68	69	Time involved in assessment (XX hours)
19	70	71	Estimated length of enrollment (XX weeks)
20	72	77	Service implementation beginning date: MMDDYY
21	78	83	Service implementation estimated completion date: MMDDYY
22	84	95	Not used
23	96	96	Card code 'B'

CARD RECORD SPECIFICATIONS

SYSTEM: CACTUS

DATE: MAY 31, 1975

CARD NAME: CARIN (CLIENT ACTION REPORT)

2.5

1	2	3	4	5	6	7	8	9	10	11	12	13	14	15	16	17	18	19	20	21	22	23	24	25	26	27	28	29	30	31	32
1								2				3	4	5	6	7				8				9							

33	34	35	36	37	38	39	40	41	42	43	44	45	46	47	48	49	50	51	52	53	54	55	56	57	58	59	60	61	62	63	64
9																10				11	12										

65	66	67	68	69	70	71	72	73	74	75	76	77	78	79	80	81	82	83	84	85	86	87	88	89	90	91	92	93	94	95	96
12		13	14						15		16				17		18	19		20											

<u>FIELD NUMBER</u>	<u>FROM C.C.</u>	<u>TO C.C.</u>	<u>DESCRIPTION OR VALUE</u>
1	1	8	Client code: 1st and 2nd initials of client's last name followed by first initial of client's first name and 5 digit client number: TIK00001
2	9	12	Agency or role code - see appendix C
3	13	13	Mode of contact (A): 'P' = person 'T' = telephone 'L' = letter
4	14	14	Mode of contact (B): 'I' = individual 'F' = family 'O' = other
5	15	15	Mode of contact (C): 'W' = worker initiated 'O' = other initiated
6	16	16	Mode of contact (D): 'Y' = client present 'N' = client not present.

CARD RECORD SPECIFICATIONS

SYSTEM: CACTUS

DATE: MAY 31, 1975

CARD NAME: CARIN (CONTINUED)

<u>FIELD NUMBER</u>	<u>FROM C.C.</u>	<u>TO C.C.</u>	<u>DESCRIPTION OR VALUE</u>
7	17	19	Duration of contact 1 digit - hour 2 digits - minutes
8	20	24	Service need step codes: Any 5 service step reference codes 'A' through 'G'. Refer to service plan established on client assessment report
9	25	49	Not used
10	50	55	Date of client service action: MMDDYY
11	56	56	'S' if action is case management, else blank
12	57	66	Not used
13	67	67	'S' if action is case manager's counseling, else blank
14	68	77	Not used
15	78	78	'O' if action is other action by case manager else blank
16	79	88	Alpha description of case manager's other action, if any - else blank
17	89	89	General progress: 'S' = satisfactory 'U' = unsatisfactory
18	90	90	Recurrence of assessed problem indicators: 'Y' = yes 'N' = no
19	91	93	Recurring relative problem number - see problem indicators on client's assessment report
20	94	94	New problem indicator's 'Y' = yes 'N' = no

CARD NAME: * CAROSIN - CARD 1 (CLIENT ACTION REPORT OF SERVICE)

2.6

1	2	3	4	5	6	7	8	9	10	11	12	13	14	15	16	17	18	19	20	21	22	23	24	25	26	27	28	29	30	31	32
1								2							3	4					5							6			

33	34	35	36	37	38	39	40	41	42	43	44	45	46	47	48	49	50	51	52	53	54	55	56	57	58	59	60	61	62	63	64
7				8				9	10	11					12					13					14						

65	66	67	68	69	70	71	72	73	74	75	76	77	78	79	80	81	82	83	84	85	86	87	88	89	90	91	92	93	94	95	96
14														15	16	17															

* NOTE: It is anticipated that card record format will be redesigned to correspond with the revised client action report of services

<u>FIELD NUMBER</u>	<u>FROM C.C.</u>	<u>TO C.C.</u>	<u>DESCRIPTION OR VALUE</u>
1	1	8	Client code: 1st and 2nd initials of client's last name followed by first initial of client's first name and 5 digit client number: .TIK00001
2	9	14	Date of Client service action: MMDDYY
3	15	15	Report of service: 'A' = service begun 'B' = service in progress 'G' = completed, goal achieved 'H' = completed, partial goal achieved 'I' = completed, goal unachieved 'J' = ended, client terminated 'K' = ended, client dropped out
4	16	21	Not used
5	22	31	Termination reason, if any, alpha description - see discharge status codes and meanings under card record specification for client discharge

CARD RECORD SPECIFICATIONS

SYSTEM: CACTUS

DATE: MAY 31, 1975

CARD NAME: CAROSIN - CARD 1 (CONTINUED)

<u>FIELD NUMBER</u>	<u>FROM C.C.</u>	<u>TO C.C.</u>	<u>DESCRIPTION OR VALUE</u>
6	32	32	Mode of Contact (A): 'P' = person 'T' = telephone 'L' = letter
7	33	35	Duration of contact: 1 digit hour, 2 digits minutes: HMM
8	36	39	Agency or role code - see appendix C
9	40	40	Service category: 'A' = case mgt. agency 'B' = other YSS agency 'C' = affiliate 'D' = Non YSS 'E' = public agency
10	41	41	Setting of service: 'A' = halfway house 'B' = group home 'C' = foster home 'D' = camp 'E' = school 'F' = other facility 'G' = none
11	42	43	Service need step codes: any 2 service step reference codes 'A' through 'G'. Refer to service plan established on client assessment report
12	44	53	Not used
13	54	55	2 digit type of service (needs) code see appendix B
14	56	91	Not used
15	92	92	Service will be: 'A' = one time 'B' = other

CARD RECORD SPECIFICATIONS

SYSTEM: CACTUS

DATE: MAY 31, 1975

CARD NAME: CAROSIN = CARD 1 (CONTINUED)

<u>FIELD NUMBER</u>	<u>FROM C.C.</u>	<u>TO C.C.</u>	<u>DESCRIPTION OR VALUE</u>
16	93	94	Not used
17	95	95	Card Code 'A'

CARD RECORD SPECIFICATIONS

SYSTEM: CACTUS

DATE: MAY 31, 1975

CARD NAME: CAROSIN - CARD 2 (CLIENT ACTION REPORT OF SERVICES)

2.7

1	2	3	4	5	6	7	8	9	10	11	12	13	14	15	16	17	18	19	20	21	22	23	24	25	26	27	28	29	30	31	32
1												2	3	4				5													

33	34	35	36	37	38	39	40	41	42	43	44	45	46	47	48	49	50	51	52	53	54	55	56	57	58	59	60	61	62	63	64	

65	66	67	68	69	70	71	72	73	74	75	76	77	78	79	80	81	82	83	84	85	86	87	88	89	90	91	92	93	94	95	96	

<u>FIELD NUMBER</u>	<u>FROM C.C.</u>	<u>TO C.C.</u>	<u>DESCRIPTION OR VALUE</u>
1	1	12	Not used
2	13	13	Mode of contact: 'A' = client only 'B' = client in group 'C' = client's family 'D' = client with family
3	14	14	Client progress: 'S' = satisfactory 'U' = unsatisfactory
4	15	19	Not used
5	20	20	Card code = 'B'

CARD RECORD SPECIFICATIONS

SYSTEM: CACTUS

DATE: MAY 31, 1975

CARD NAME: CARDIN (INTRA SYSTEM TRANSFER)

2.8

1	2	3	4	5	6	7	8	9	10	11	12	13	14	15	16	17	18	19	20	21	22	23	24	25	26	27	28	29	30	31	32
1 _____ 2 _____										— 3 — 4				_____ 5 _____																	

33	34	35	36	37	38	39	40	41	42	43	44	45	46	47	48	49	50	51	52	53	54	55	56	57	58	59	60	61	62	63	64

65	66	67	68	69	70	71	72	73	74	75	76	77	78	79	80	81	82	83	84	85	86	87	88	89	90	91	92	93	94	95	96

<u>FIELD NUMBER</u>	<u>FROM C.C.</u>	<u>TO C.C.</u>	<u>DESCRIPTION OR VALUE</u>
1	1	1	Intrasystem transfer transaction code = 'G'
2	2	9	Client code: 1st and 2nd initials of client's last name followed by 1st initial of client's first name and 5 digit client number: TIK00001.
3	10	13	New case management agency code: see appendix C
4	14	14	New admission status code refer to Appendix E
5	15	20	New assignment date: MMDDYY

CARD RECORD SPECIFICATIONS

SYSTEM: CACTUS

DATE: MAY 31, 1975

CARD NAME: DEACT (CLIENT DISCHARGE)

2.9

1	2	3	4	5	6	7	8	9	10	11	12	13	14	15	16	17	18	19	20	21	22	23	24	25	26	27	28	29	30	31	32
1	2				3						4	5																			

33	34	35	36	37	38	39	40	41	42	43	44	45	46	47	48	49	50	51	52	53	54	55	56	57	58	59	60	61	62	63	64

65	66	67	68	69	70	71	72	73	74	75	76	77	78	79	80	81	82	83	84	85	86	87	88	89	90	91	92	93	94	95	96

<u>FIELD NUMBER</u>	<u>FROM C.C.</u>	<u>TO C.C.</u>	<u>DESCRIPTION OR VALUE</u>
1	1	1	Discharge transaction code = 'K'
2	2	9	Client code: 1st and 2nd initials of client's last name followed by 1st initial of client's first name and 5 digit client number: TIK00001.
3	10	15	Discharge action date: MMDDYY
4 & 5	16	18	Discharge code and termination reason: 'D' = enrollment completed, goal achieved 'E' = enrollment completed, maximum goal achieved 'F' = enrollment completed, goal <u>un</u> achieved 'A' = dropout, reason: 01 - lack of trans. 02 - not interested 03 - unknown 04 - unable to locate 05 - other 06 - parent declines

CARD RECORD SPECIFICATIONS

SYSTEM: CACTUS

DATE: MAY 31, 1975

CARD NAME: DEACT (CLIENT DISCHARGE)

<u>FIELD</u> <u>NUMBER</u>	<u>FROM C.C.</u>	<u>TO C.C.</u>	<u>DESCRIPTION OR VALUE</u>
-------------------------------	------------------	----------------	-----------------------------

'B' = terminated:

21 = under juris. of court

22 - management problems

23 - failure to attend as req.

24 - to control of other agency

25 - moved

26 - reached age 17

'C' = other

31 - routine, service provided

32 - routine, service not provided: "no show"

33 - routine, service not provided: "not accepted"

34 - routine, service not provided: "other"

35 - other

CARD RECORD SPECIFICATIONS

SYSTEM: CACTUS

DATE: MAY 31, 1975

CARD NAME: CARDIN (CLIENT REACTIVATION AFTER TERMINATION)
2.10

1	2	3	4	5	6	7	8	9	10	11	12	13	14	15	16	17	18	19	20	21	22	23	24	25	26	27	28	29	30	31	32						
1	2																																				

33	34	35	36	37	38	39	40	41	42	43	44	45	46	47	48	49	50	51	52	53	54	55	56	57	58	59	60	61	62	63	64

65	66	67	68	69	70	71	72	73	74	75	76	77	78	79	80	81	82	83	84	85	86	87	88	89	90	91	92	93	94	95	96

<u>FIELD NUMBER</u>	<u>FROM C.C.</u>	<u>TO C.C.</u>	<u>DESCRIPTION OR VALUE</u>
1	1	1	Reactivation transaction code = 'A'
2	2	9	Client code: 1st and 2nd initials of client's last name followed by 1st initial of client's first name and five digit client number. TIK00001.

CARD RECORD SPECIFICATIONS

SYSTEM: CACTUS

DATE: MAY 31, 1975

CARD NAME: CARDIN (ANALYSIS OF REC#DIVISM)

2.11

1	2	3	4	5	6	7	8	9	10	11	12	13	14	15	16	17	18	19	20	21	22	23	24	25	26	27	28	29	30	31	32
1	— 2 —				— 3 —				— 4 —			5																			

33	34	35	36	37	38	39	40	41	42	43	44	45	46	47	48	49	50	51	52	53	54	55	56	57	58	59	60	61	62	63	64	

65	66	67	68	69	70	71	72	73	74	75	76	77	78	79	80	81	82	83	84	85	86	87	88	89	90	91	92	93	94	95	96	

<u>FIELD NUMBER</u>	<u>FROM C.C.</u>	<u>TO C.C.</u>	<u>DESCRIPTION OR VALUE</u>
1	1	1	Recidivism transaction code = 'R'
2	2	9	Client code: 1st and 2nd initials of client's last name followed by 1st initial of client's first name and 5 digit client number:TIK00001
3	10	15	Date of offense: MMDDYY
4	16	19	National Crime information center offense code or other appropriate offense classification as determined by user agencies
5	20	21	Disposition codes: 'JC' = juvenile court 'WR' = warned and released 'UW' = under warrant 'CS' = cleared of suspicion 'UI' = pending further investigation 'YP' = prior to intake, after contact (not to be processed) 'YS' = diversion project

CARD RECORD SPECIFICATIONS

SYSTEM: CACTUS

DATE: MAY 31, 1975

CARD NAME: DELETE (CLIENT RECORD DELETIONS)

2.12

1	2	3	4	5	6	7	8	9	0	11	12	13	14	15	16	17	18	19	20	21	22	23	24	25	26	27	28	29	30	31	32
1 ————— 2 —————																															

33	34	35	36	37	38	39	40	41	42	43	44	45	46	47	48	49	50	51	52	53	54	55	56	57	58	59	60	61	62	63	64	

65	66	67	68	69	70	71	72	73	74	75	76	77	78	79	80	81	82	83	84	85	86	87	88	89	90	91	92	93	94	95	96	

<u>FIELD NUMBER</u>	<u>FROM C.C.</u>	<u>TO C.C.</u>	<u>DESCRIPTION OR VALUE</u>
1	1	1	Deletion transaction code: 'D' = delete client record * 'X' = deletion reversal
2	2	9	Client code: 1st and 2nd initials of client's last name followed by 1st initial of client's first name and 5 digit client number: TIK00001.

*NOTE: Deletion can be reversed only before client master file has been reorganized - that is copied to backup file and written back to master. After reorganization, flagged ('D') client records have been permanently erased.

CARD RECORD SPECIFICATIONS

SYSTEM: CACTUS

DATE: MAY 31, 1975

CARD NAME: PROB (PROBLEMS DICTIONARY INPUT DESCRIPTION)
2.13

1	2	3	4	5	6	7	8	9	10	11	12	13	14	15	16	17	18	19	20	21	22	23	24	25	26	27	28	29	30	31	32
1	_____															2	_____														

33	34	35	36	37	38	39	40	41	42	43	44	45	46	47	48	49	50	51	52	53	54	55	56	57	58	59	60	61	62	63	64
_____															2	_____															

65	66	67	68	69	70	71	72	73	74	75	76	77	78	79	80	81	82	83	84	85	86	87	88	89	90	91	92	93	94	95	96					
_____												2	_____																							

<u>FIELD NUMBER</u>	<u>FROM C.C.</u>	<u>TO C.C.</u>	<u>DESCRIPTION OR VALUE</u>
1	1	3	3 digit problem code - see appendix A
2	4	78	Problem description

CARD RECORD SPECIFICATIONS

SYSTEM: CACTUS

DATE: MAY 31, 1975

CARD NAME: NEED (NEEDS DICTIONARY INPUT DESCRIPTION)
2.14

1	2	3	4	5	6	7	8	9	10	11	12	13	14	15	16	17	18	19	20	21	22	23	24	25	26	27	28	29	30	31	32	
1																	2															

33	34	35	36	37	38	39	40	41	42	43	44	45	46	47	48	49	50	51	52	53	54	55	56	57	58	59	60	61	62	63	64
																2															

65	66	67	68	69	70	71	72	73	74	75	76	77	78	79	80	81	82	83	84	85	86	87	88	89	90	91	92	93	94	95	96
																2															

<u>FIELD NUMBER</u>	<u>FROM C.C.</u>	<u>TO C.C.</u>	<u>DESCRIPTION OR VALUE</u>
1	1	2	2 digit needs code - see appendix B
2	3	94	Description of need

CARD RECORD SPECIFICATIONS

SYSTEM: CACTUS

DATE: MAY 31, 1975

CARD NAME: AGEN (AGENCY DICTIONARY INPUT DESCRIPTION)
2.15

1	2	3	4	5	6	7	8	9	10	11	12	13	14	15	16	17	18	19	20	21	22	23	24	25	26	27	28	29	30	31	32
— 1 —				2																											

33	34	35	36	37	38	39	40	41	42	43	44	45	46	47	48	49	50	51	52	53	54	55	56	57	58	59	60	61	62	63	64
— 2 —							— 3 —																								

65	66	67	68	69	70	71	72	73	74	75	76	77	78	79	80	81	82	83	84	85	86	87	88	89	90	91	92	93	94	95	96

<u>FIELD NUMBER</u>	<u>FROM C.C.</u>	<u>TO C.C.</u>	<u>DESCRIPTION OR VALUE</u>
1	1	4	4 digit agency code = see appendix C
2	5	39	Agency description
3	40	44	5 digit average unit rate charged by agency. Value must be to the nearest 10th of a cent per minute: i.e. \$15.00 per hour would be coded as 00250.

III. CACTUS DISK FILE RECORD SPECIFICATIONS

3.1 CLIENT MASTER RECORD

File = CLIK
 Type = Indexed
 Format:

<u>Field Number</u>	<u>Start Position</u>	<u>End Position</u>	<u>Description</u>
1	1	8	Client Code
2	10	10	Deletion Status Flag
3	11	25	Client last name
4	26	35	Client first name
5	36	36	Client middle initial
6	37	56	Client street address
7	57	73	Client city and state of residence
8	74	77	Residence Census Tract
9	78	81	Offense Census Tract
10	82	87	Initial Contact Date
11	88	91	Initial Contact Time
12	92	93	Client Age
13	94	94	Client Race
14	95	95	Client Sex
15	96	98	Client Height
16	99	99	** Client lives with code
17	100	100	Not used
18	101	103	* Client weight
19	104	106	* Client color eyes
20	107	109	* Client color hair
21	110	111	* Client complexion
22	112	112	Client School/Business Code
23	113	114	* Client Grade in School
24	115	120	Last Recidivism Date
25	121	124	Last Recidivism Offense Code
26	125	126	Last Recidivism Disposition Code
27	127	127	Enrollment status current period
28	128	128	Discharge status current period
29	131	133	Number of other with youth
30	134	134	Type of Source
31	135	135	Admission Status Code
32	136	141	Intake Date
33	157	157	Category of Presenting Problem
34	158	161	NCIC Offense Code
35	162	162	Prior Police Contact
36	163	163	Prior Court Contact
37	164	164	Under Current Jurisdiction
38	165	165	Type of Action Agency


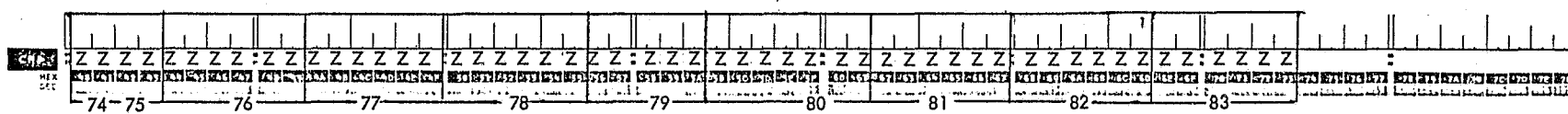
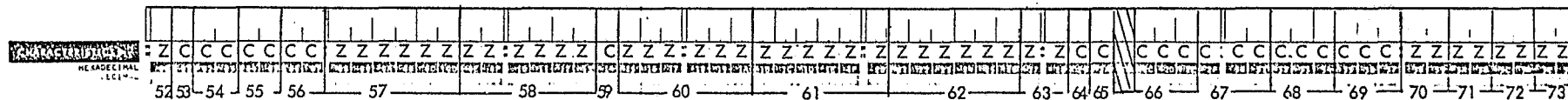
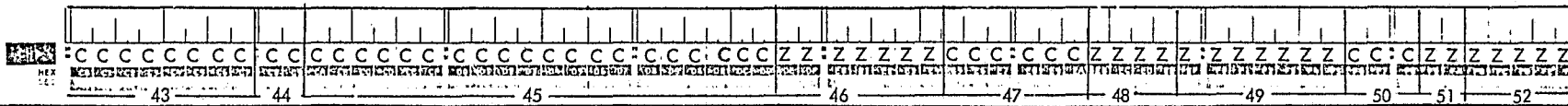
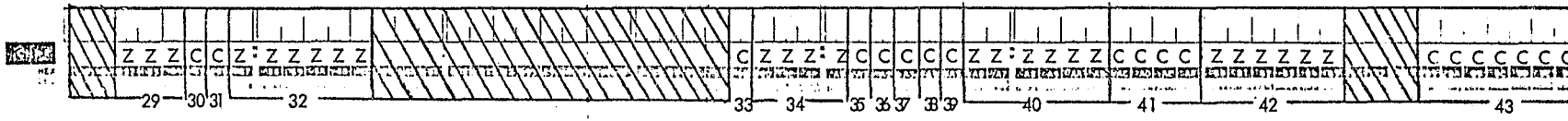
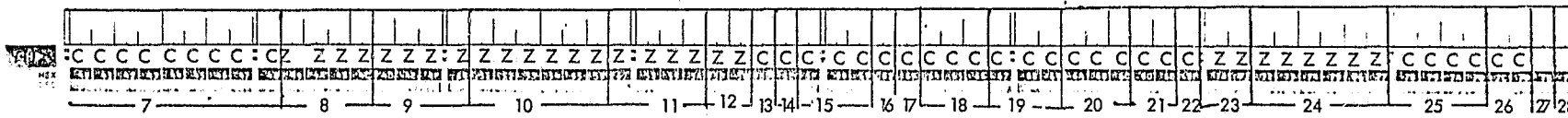
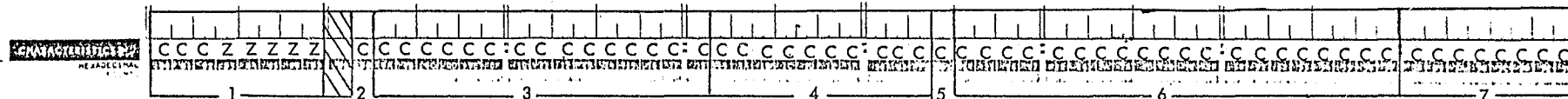
BYTES
 8 - double word
 4 - word
 2 - halfword
 1 - 2 packed-decimal digits

IBM System/3 Record Layout Worksheet

Record Name = CLIENT MASTER RECORD, FILE = CLIK, TYPE = INDEXED

APPLICATION CACTUS

Page of
 Date 5/31/75



CHARACTERISTIC CODES ▶ C - character, 8-bit code F - fixed-point, full word E - floating-point, full word P - packed decimal A - address, value, full word V - address, external symbol
 X - hexadecimal, 4-bit code H - fixed-point, halfword D - floating-point, double word Z - zoned decimal Y - address, value, halfword S - address, base displacement

<u>Field Number</u>	<u>Start Position</u>	<u>End Position</u>	<u>Description</u>
39	166	166	Type of Service Decline
40	167	172	Case Management Assignment Date
51	173	176	Intake Site Code
42	177	182	Client Birthdate
43	186	200	Name of Family Contact
44	201	202	Family Contact Role
45	203	222	Address of Contact
46	223	229	Contact Phone Number
47	230	235	Case Manager Name
48	236	239	Management Agency Code
49	240	246	Case Manager Phone Number
50	247	249	Problem Code (1)
51	250	251	Need Code (1)
52	252	257	Service Plan Step (A)
53	258	258	Psychological Testing
54	259	260	Position Title of Staff
55	261	262	Time Involved in Assessment
56	263	264	Estimated Length of Enrollment
57	265	270	Service Begin Date
58	271	276	Service End Date
59	277	277	Assessment Status
60	278	283	Assessment Date
61	284	289	Date of Last Client Action Report of Service
62	290	295	Date of Client Discharge
63	296	297	Termination Reason
64	298	298	Discharge Code
65	299	299	Report of Service Frequency
66	301	303	Problem Code (2)
67	304	306	Problem Code (3)
68	307	309	Problem Code (4)
69	310	312	Problem Code (5)
70	313	314	Need Code (2)
71	315	316	Need Code (3)
72	317	318	Need Code (4)
73	319	320	Need Code (5)
74	321	322	Need Code (6)
75	323	324	Need Code (7)
76	325	330	Service Plan Step (B)
77	331	336	Service Plan Step (C)
78	337	342	Service Plan Step (D)
79	343	348	Service Plan Step (E)
80	349	354	Service Plan Step (F)
81	355	360	Service Plan Step (G)
82	361	366	Date of Last Client Action Report
83	367	372	Revised Assessment Date

* Not currently used. Note also that hatch-crossed fields in File Record layout are not used.

3.2 NUMBER ASSIGNMENT RECORD

File = NUMASN

Type = Indexed

Format:

<u>Field N Number</u>	<u>Start Position</u>	<u>End Position</u>	<u>Description</u>
1	2	6	Last New Client Number assigned

3.3 CHILD ACTION REPORT RECORD

File = CAR

Type = Sequential

Format: Card Image - See card record specification for Client Action Report

3.4 CLIENT ACTION REPORT OF SERVICES RECORD

File = CAROS

Type = Sequential

Format: Card image - See card Record Specification for Client Action Report of Service

File record position - through 94 contains card A

File record position 95 through 113 contains card B

3.5 PROBLEM DICTIONARY RECORD

File = PROB

Type = Indexed

Format: Card image - See card Record Specifications for Problems Dictionary

3.6 NEEDS DICTIONARY RECORD

File = NEED

Type = Indexed

Format: Card Image - See card Record Specifications for Needs Dictionary

3.7 AGENCY DICTIONARY RECORD

File = AGEN

Type = Indexed

Format: Card image - See Card Record Specifications for Agency Dictionary

IV. CACTUS SOURCE PROGRAMS

H P 9
 FYIRIN IP F 96 96 MFCU2
 FCLIK UC F 372 372R 8AI 1 DISK A
 FNUMASN UC F 6 6R 1AI 1 DISK
 FPRINT 0 F 132 132 PRINTER
 F*THIS PROGRAM ADDS & UPDATES CLIK FILE
 INUMASN NS

I			2	60NUM	
IYIRIN	011 01	91 CA			
I			1	3 ABREV	
I			1	8 CODE	
I			9	9 ID	
I			10	24 LNAM	03
I			25	34 FNAM	04
I			35	35 INT	05
I			36	55 ADDR	06
I			56	72 CS	07
I			73	76ORCENS	08
I			77	800CEVSUS	09
I			81	860PD	10
I			97	900PTIM	11
I			10	90 REC1	
I	021 02	95 CB			
I			1	20AGE	12
I			3	3 RACE	13
I			4	4 SEX	14
I			5	7 HGT	15
I			8	10 WGT	16
I			11	13 EYE	17
I			14	16 HAIR	18
I			17	18 COMP	19
I			19	19 K	20
I			20	250BD	21
I			26	26 A	22
I			27	280GR	23
I			45	4700TH	26
I			48	48 B	27
I			49	49 C	28
I			50	550PGD	29
I			71	71 E	34
I			72	7500FCODE	35
I			76	76 F	36
I			77	77 G	37
I			78	78 H	38
I			79	79 I	39
I			80	80 J	40
I			81	860YIRD	41
I			87	90 SCODE	42
I			91	94 AGENCY	43
I			1	7 REC2	
I			19	19 REC3	
I			8	18 REC4	
I			26	90 REC5	
I			20	25 REC6	

ICLIK NS
 C 01 ID COMP 'A' 50
 C 01N5C GOTO END
 C 01 5C MOVE 'A' GO 1
 C 01 50 GO CHAINNUMASN 99
 C 01 5C 99 GOTO END
 C 01 5CN991 ADD NUM NEWNUM 50
 C END TAG

C 01N50 CCDE CHAINCLIK 88

0 NUMASN D 01 50N99

0 NEWNUM 6

0 CLIK DADD 02 50N99

0 ABREV 3

0 NEWNUM 8

0 REC1 91

0 RFC2 98

0 REC3 99

0 REC4 111

0 REC5 176

0 REC6 182

0 AGENCY 239

0 D 02N50N88

0 N03LNAM 25

0 N04FNAM 35

0 N05INT 36

0 N06ADDR 56

0 N07CS 73

0 N08RCFNS 77

0 N09CENSUS 81

0 N10PD 87

0 N11PTIM 91

0 N12AGE 93

0 N13RACE 94

0 N14SEX 95

0 N15HGT 98

0 N16WGT 103

0 N17EYE 106

0 N18HAIR 109

0 N19COMP 111

0 N20K 99

0 N21BD 182

0 N22A 112

0 N23GR 114

0 N260TH 133

0 N27B 134

0 N28C 135

0 N29PGD 141

0 N34E 157

0 N35OFCODE 161

0 N36F 162

0 N37G 163

0 N38H 164

0 N39I 165

0 N40J 166

0 N41YIRD 172

0 N42SCODE 176

0 N43AGENCY 239

0 PRINT D 2 50 99 01 20 'NUMASN NOT ACTIVATED'

0 D 2 N50 98 01 20 'INVALID CODE NUMBER'

0 CODE 30

H P 9
 FCLIK IP F 372 372R 8II 1 DISK
 FACLIK1 IP F 3 3 3IT EDISK
 FPRINT O F 132 132 OF PRINTER
 F*THIS PROGRAM LISTS CLIENT BASE
 E ACLIK1 CLIK
 ICLIK NS 01

I 1 8 CODE
 I 11 25 LNAM
 I 26 35 FNAM
 I 36 36 INT 03
 I 236 239 AG
 I 290 2950TEST 02
 I 278 2830AD
 I 135 135 ADMIS
 I 136 1410YD
 I 57 72 CS
 I 37 56 ADDR

C 01 ADMIS COMP 'Z' 04

O PRINT H 03 1P
 O CR OF
 O UPDATE Y 8
 O 70 'CLIENT BASE'
 O H 21 1P
 O CR OF
 O 18 'NAME'
 O 42 'ADDRESS'
 O 54 'CITY, STATE'
 O 76 'STATUS'
 O 89 'IN-DATE'
 O 99 'A-DATE'
 O 108 'CERT.'

O D 2 01
 O LNAM 15
 O FNAM 26
 O INT 28
 O N03 29 '.'
 O ADDR 50
 O CS 67
 O N02 72 '*!
 O AG 76
 O N04ADMIS 78
 O YD Y 89
 O AD Y 99
 O CODE 109

H P 1
 FCLIK IP F 372 372R 8II 1 DISK
 FACLI1 IR F 3 3 3IT EDISK
 FPRINT C F 132 132 OF PRINTER
 F*THIS PROGRAM LISTS CLIENT BASE ADJUSTMENT 1'
 E ACLIK1 CLIK
 ICLIK NS 01

I	1	8	CODE	
I	11	25	LNAM	
I	26	35	FNAM	
I	36	36	INT	03
I	239	239	AG	
I	290	2950	TEST	02
I	135	135	ADMIS	
I	82	870	ID	
I	57	72	CS	
I	37	56	ADDR	
I	74	770	RCT	
I	78	8100	CT	
I	93	910	TIME	
I	158	16100	FCODE	
I	131	13300	THWIT	
I	162	162	PRPOL	
I	163	163	PRCRT	

C 01 ADMIS COMP 'Z' 04

O PRINT H 03 1P
 O CR OF
 O UDATE Y 8
 O 87 'CLIENT BASE ADJUSTMENT 1'

O H 2 1P
 O CR OF
 O 18 'NAME'
 O 42 'ADDRESS'
 O 64 'CITY, STATE'
 O 75 'STATUS'
 O 95 'CERT. NO. INITIAL'
 O 117 'RES. OFF. CONT. OFF.'
 O 128 'OTH. PRIOR'

O H 11 1P
 O CR OF
 O 111 'CONTACT C.T. C.T. TIME'
 O 130 'CODE WITH POL CRT'

O D 2 01
 O LNAM 15
 O FNAM 26
 O INT 28
 O N03 29 '.'
 O ADDR 50
 O CS 67
 O N02 70 '*'
 O AG 74
 O N04 ADMIS 75
 O CODE 86
 O ID Y 96
 O RCT 101
 O OCT 106
 O TIME 111
 O DFCODE 117
 O OTHWIT4 122
 O PRPOL 125
 O PRCRT 129

H P
 FCLIK IP F 372 372R08II 1 DISK
 FACLIKZ IR F 03 03 03IT DISK
 FPRINTER O F 132 132 OF PRINTER
 F*THIS PROGRAM LISTS DELINQUENCY ASSESSMENTS
 E ACLIKZ CLIK
 ICLIK NS 01

I 1 3 CLIK#
 I 11 25 NAMEL
 I 26 35 NAMEF
 I 36 36 NAMEM
 I 167 1680MD
 I 169 1700DAY
 I 171 1720YEAR
 I 167 1720YIRDTE
 I 278 2830ASSESS 02
 I 236 2390AGENCYLI

C 01 02DAY ADD 10 NUDAY1 20
 C 01 02NUDAY1 COMP 30 03
 C 01 03 02MO ADD 1 NUM01 20
 C 01 02NUM01 COMP 12 04
 C 01 04 02YEAR ADD 1 YEAR
 C 01 03 02NUDAY1 SUB 30 NUDAY1
 C 01 04 02 Z-ADD1 NUM01
 C 01 02 MOVE YEAR HOLD 40
 C 01 02 MOVELNUDAY1 HOLD
 C 01 02 MOVE HOLD NDATE 60
 C 01 03 02 MOVELNUM01 NDATE
 C 01N03 02 MOVELMO NDATE
 C 01 02 YEAR COMP UYEAR 07
 C 01 02 07NDATE SUB 120000 NDATE
 C 01 02NDATE COMP UDATE 050606
 C 01 02 DUE# ADD 1 DUE# 30
 C 01 02 06LATE# ADD 1 LATE# 30

OPRINTFP H 206 L1
 D CR OFNLI
 O UDATE Y 38
 O 75 'ASSESSMENT REPORTS DUE'
 O H 3 L1
 O CR OFNLI
 O 64 'AGENCY'
 O AGENCY 69
 O H 1 L1
 O CR OFNLI
 O 80 'ASSIGN'
 O 99 'ASSESSMENT'
 O H 2 L1
 O CR OFNLI
 O 37 'CLIENT #'
 O 56 'CLIENT NAME'
 O 79 'DATE'
 O 87 'LATE'
 O 98 'DUE DATE'
 O D 1 01 02
 O CLIK# 37
 O NAMEL 53
 O NAMEF 65
 O NAMEM 67
 O YIRDTEY 80
 O 06 86 '*'
 O 03NUM01 92
 O N03MO 92

0
0
0
0
0
0
0
0
0
0

NUDAY1 93 '/'
95
YEAR 96 '/'
99

T 2 L1

DUE# ZB 66
70 'DUE'
LATE# ZB 85
90 'LATE'

H P
FCLIK UC F 372 372RC8AI 1 DISK
FASSESS IP F 96 96 MFCU2
FPRINTER O F 1 132 PRINTER

F*THIS PROGRAM ENTERS ASSESSMENTS INTO CLIK FILE

ICLIK NS
IASSESS 011 02 96 CA

I	1	8 CLIK#	
I	9	140ASESDT	06
I	15	15 Q	
I	16	30 CONTCT	08
I	31	32 L	09
I	33	52 ADDRES	10
I	53	590PHONEC	11
I	60	65 CSEMGR	12
I	66	690AGENCY	13
I	70	760PHONEA	14
I	77	79 PROB1	15
I	80	82 PROB2	16
I	83	85 PROB3	17
I	86	88 PROB4	18
I	89	91 PROB5	19
I			
I		021 03 96 CB	
I	9	100NEED1	20
I	11	120NEED2	21
I	13	140NEED3	22
I	15	160NEED4	23
I	17	180NEED5	24
I	19	200NEED6	25
I	21	220NEED7	26
I	23	280PLAN1	27
I	29	340PLAN2	28
I	35	400PLAN3	29
I	41	460PLAN4	30
I	47	520PLAN5	31
I	53	580PLAN6	32
I	59	640PLAN7	33
I	65	65 M	34
I	66	67 N	35
I	68	69 O	36
I	70	71 P	37
I	72	770IBEGIN	38
I	78	830ICOMPL	39

C 02 CLIK# CHAINCLIK 04
C 02 Q CCMP 'R' 07
CCLIK D 03N04

C	NC8	CONTCT	200
O	NC9	L	202
O	N10	ADDRES	222
O	N11	PHONEC	229
O	N12	CSEMGR	235
O	N13	AGENCY	239
O	N14	PHCNEA	246
O	N15	PROB1	249
O	N20	NEED1	251
O	N27	PLAN1	257
O	N34	M	258
O	N35	N	260
O	N36	O	262
O	N37	P	264
O	N38	IBEGIN	270
O	N39	ICOMPL	276

C	N07	Q	277
C	NC6NC7	ASESDT	283
C	N16	PROB2	303
C	N17	PROB3	306
C	N18	PROB4	309
C	N19	PROB5	312
C	N21	NEED2	314
C	N22	NEED3	316
C	N23	NEED4	318
C	N24	NEED5	320
C	N25	NEED6	322
C	N26	NEED7	324
C	N28	PLAN2	330
C	N29	PLAN3	336
C	N30	PLAN4	342
C	N31	PLAN5	348
C	N32	PLAN6	354
C	N33	PLAN7	360
C	N06 07	ASESDT	372

C PRINTER D 1

03 04

13 'INVALID CODE'
23

CLIK#

H P 9
 FCARIN IP F 96 96 MFCU2
 FCLIK UC F 372 372R 8AI 1 DISK
 FPRINT O F 132 132 PRINTER
 F*THIS PROGRAM ENTERS DATE OF LAST CAR IN CLIK FILE

ICARIN NS 01
 I 1 8 CODE
 I 50 550DATE

ICLIK NS
 C 01 CODE CHAINCLIK 99

CCLIK D 01N99
 C DATE 366

CPRINT D 2 01 99

O 13 'INVALID CODE'
 C CODE 25

H P 9
 FCAROSIN IP F 96 96 MFCU2
 FCLIK UC F 372 372R 8AI 1 DISK
 FPRINT C F 132 132 PRINTER
 *THIS PROGRAM UPDATES CLIK FILE WITH DATE OF LAST CAROS--EXCEPTION EDITING

ICAROSIN 011 01 95 CA

I 1 8 CODE
 I 9 140DATE
 I 87 87 LSER

I C21 C2 20 CB

ICLIK NS
 C 01 CCDE CHAINCLIK 99

CCLIK D 02N99
 C DATE 289
 C LSER 299

OPRINT D 2 02 99

C 13 'INVALID CODE'
 C CODE 25

H P 9
 FDEACT IP F 96 96 MFCU2
 FCLIK UC F 372 372R 8AI 1 DISK
 FPRINT 0 F 132 132 PRINTER
 F*THIS PROGRAM UPDATES CLIK WITH DEACTIVATION RECORDS--EXCEPTION EDITING ON
 IDEACT NS 01 1 CK

2 9 CODE
 10 150DATE
 16 16 CL
 17 180RE

ICLIK NS
 C 01 CODE CHAINCLIK 99
 OCLIK D 01N99

DATE 295
 RE 297
 CL 298

OPRINT 0 2 01 99

13 'INVALID CODE'
 CODE 25

H P 9
FCARIN IP F 96 96 MFCU2
FCAR 0 F 96 96 DISK
F*THIS PROGRAM BUILDS CAR FILE--EXCEPTION EDIT ONLY
ICARIN NS 01
I 1 96 REC
CCAR D 01 REC 96
D

H P
 FCLIK UC F 372 372R 8AI 1 DISK
 FDELETE IP F 96 96 MFCU2
 FPRINT Q F 132 132 PRINTER
 F*THIS PROGRAM DELETES RECORDS IN CLIK OR REESTABLISHES RECORD STATUS
 IDELETE NS 01 1 CD
 I OR 02 1 CX

I 2 9 CODE
 ICLIK
 I 11 25 LN
 I 26 35 FN
 I 36 36 MI

C 01
 CCR 02 CODE CHAINCLIK 99
 CCLIK D 01N99
 C OR 02N99

C 01 10 '1'
 C 02 10 ' '

CPRINT H 203 1P
 C 40 'REC STATUS TO BE CHANGED'
 C UDATE Y 8

C D 1 01
 C OR 02
 C 01N99 21 'TO DELETE RECCRD'
 C 02N99 21 'TO REESTABLISH RECORD'
 C 99 16 '*** INVALID CCDE'
 C CODE 30
 C N99LN 47
 C N99FN 58
 C N99MI 60

H P 9
 FCLIK IP F 372 372R 8II 1 DISK
 FACLIK4 IR F 3 3 3IT EDISK
 FPRINT O F 132 132 OF PRINTER
 F*THIS PROGRAM PRODUCES CLIENT CALL LIST.
 E ACLIK4 CLIK
 ICLIK NS 01

I 1 8 CODE
 I 11 25 LN
 I 26 35 FN
 I 36 36 I
 I 236 239 AG
 I 230 235 MGR
 I 361 3660CAR
 I 284 2890CARCS
 I 230 239 BREAK LI

O PRINT D 03 LI
 O CR OF

UPDATE Y 9

49 'CLIENT CONTACT LIST'

O D 2 LI
 O CR OF

7 'AGENCY'

AG 13

28 'CASE MANAGER'

MGR 36

O D 2 LI
 O CR OF

12 'LAST NAME'

29 'FIRST INT'

51 'DATE LAST DATE LAST'

92 'CLIENT CODE'

O D 1 LI
 O CR OF

50 'ACTION REP/SER'

LN 15

FN 26

I 28

CAR Y 39

CARCS Y 50

CCODE 90

H P 9
 FCLIK IP F 372 372R 8II 1 DISK
 FBCLIK2 IR F 3 3 3IT EDISK
 FPRINT O F 132 132 OF PRINTER

F* THIS PROGRAM PRODUCES CAR DELIQUENCY LIST

E BCLIK2 CLIK
 ICLIK NS 01

I 1 8 CODE
 I 11 25 LN
 I 26 35 FN
 I 36 36 I
 I 236 239 AG
 I 230 235 MGR L1
 I 361 366OCAR
 I 167 172OYIR

CPRINT D 03 L1
 O OR OF
 C UDATE Y 9
 O 30 'CLIENT ACTION R'
 O 51 'EPORT DELIQUENCY LIST'
 C D 2 L1
 C GR OF
 C AG 7 'AGENCY'
 O 13
 C 28 'CASE MANAGER'
 C MGR 36
 O D 2 L1
 C OR OF
 C 12 'LAST NAME'
 O 29 'FIRST INT'
 C 40 'DATE LAST'
 C 71 'ASSIGN DATE'
 O 92 'CLIENT CODE'
 C D 1 L1
 O OR OF
 C 40 'ACTION'
 C D 2 01
 C LN 15
 C FN 26
 C I 28
 O CAR Y 39
 O YIR Y 69
 O CCDE 90

H P 9
 FCLIK IP F 372 372R 8II 1 DISK
 FBCLIK3 IF F 3 3 3IT FDISK
 FPRINT C F 132 132 CF PRINTER
 F* THIS PROGRAM PRODUCES CAROS DELIQUENCY LIST
 E BCLIK3 CLIK
 ICLIK NS 01

I 1 8 CCDE
 I 11 25 LN
 I 26 35 FN
 I 36 36 I
 I 236 239 AG
 I 230 235 MGR L1
 I 284 2890CARCS
 I 167 172CYIR

O PRINT D 03 L1
 O CR OF
 O UDATE Y 9
 O 36 'CLIENT ACTION REPORT OF'
 O 60 'SERVICE DELIQUENCY LIST'
 O D 2 L1
 O OR CF
 O AG 7 'AGENCY'
 O 13
 O MGR 28 'CASE MANAGER'
 O 36
 O D 2 L1
 O OR CF
 O 12 'LAST NAME'
 O 29 'FIRST INT'
 O 51 'DATE LAST'
 O 71 'INTAKE DATE'
 O 92 'CLIENT CODE'
 O D 1 L1
 O OR CF
 O 50 'REP/SER'
 O D 2 01
 O LN 15
 O FN 26
 O I 28
 O CAROS Y 50
 O YIR Y 69
 O CCDE 90

H P
 FCARDIN IP F 96 96 MFCU1
 FCLIK IS F 372 372R 8II 1 DISK
 FACLIK5 IR F 3 3 3IT DISK
 FPRINT D F 132 132 OF PRINTER
 F*THIS PROGRAM LISTS ALL YOUTH 17 OR OLDER

E ACLIK5 CLIK
 ICARDIN NS 10 1 CD 2 CA 3 CT
 I AND 4 CE

I 6 110DATE
 I 6 70DAM
 I 10 110DAYR
 ICLIK NS 01
 I 1 8 CODE
 I 11 25 LN
 I 26 35 FN
 I 36 36 I 02
 I 177 1820BDATE
 I 177 1780BAM
 I 181 1820BAYR
 I 230 235 MGR
 I 236 239 AG
 I 167 1720ASSIGN

C 01 DAYR SUB BAYR YR 20
 C 01 YR COMP 17 04 03
 C 01 03 BAM COMP DAM 0404

OPRINT D 03 10
 D CR OF

0 UDATE Y 8
 0 60 '17 YEAR OLDS IN PROG'
 0 69 'RAM AS OF'
 0 DATE Y 78

0 D 21 10
 0 CR OF

0 6 'CODE'
 0 26 'AGENCY MANAGER'
 0 47 'NAME'
 0 82 'BIRTHDATE ASSIGNED'

0 D 2 01 04

0 CODE 8
 0 AG 15
 0 MGR 26
 0 LN 45
 0 FN 56
 0 I 58
 0 NO2 59 '.'
 0 RDATE Y 71
 0 ASSIGNY 82

H P
 FCLIK IP F 372 372 8AI 1 DISK
 FPRINT C F 132 132 OF PRINTER
 F*THIS PROGRAM LISTS UNASSIGNS POST 7 DAYS
 ICLIK NS 01

I 1 8 CD
 I 11 25 LN
 I 26 35 FN
 I 36 36 I 08
 I 167 172 CASSIGN 02
 I 136 1410YIR
 I 236 2390AGTEST
 I 136 1370MO
 I 138 1390DAY
 I 140 1410YEAR

C 01 AGTEST COMP 4000 10
 C 01 10 GOTO END
 C 01 02DAY ADD 07 NUDAY1 20
 C 01 02NUDAY1 COMP 30 03
 C 01 03 02MC ADD 1 NUMC1 20
 C 01 02NUMD1 COMP 12 04
 C 01 04 02YEAR ADD 1 YEAR
 C 01 03 02NUDAY1 SUB 30 NUDAY1
 C 01 04 02 Z-ADD1 NUMD1
 C 01 02 MOVE YEAR HOLD 40
 C 01 02 MOVELNNUDAY1 HOLD
 C 01 02 MOVE HOLD NDATE 60
 C 01 03 02 MOVELNMC1 NDATE
 C 01N03 02 MOVELMO NDATE
 C 01 02 YEAR COMP UYEAR 07
 C 01 02 07NDATE SUB 120000 NDATE
 C 01 02NDATE COMP UDATE 050606
 C END TAG

OPRINT H 03 1P
 OR OF
 UDATE Y 8
 48 'UNASSIGNED INTAKES'
 60 'POST 7 DAYS'
 H 11 1P
 CR CF

C 6 'CODE'
 C 25 'NAME'
 C 51 'INTAKE'
 C D 1 02 C6N10
 C CD 8
 C LN 25
 C FN 36
 C I 38
 C NC8 39 '.'
 C 02YIR Y 52

0001	FCLIK	IP	F	372	372	8AI	1	DISK	
0002	FACI1ONI	IS	F	114	114			DISK	
0003	FPRDE	IC	F	78	78R	3AI	1	DISK	
0004	FLEED	IC	F	94	94R	2AI	1	DISK	
0005	FAGEN	IC	F	44	44R	4AI	1	DISK	
0006	FPRINT	J	F	132	132			OF	PRINTER
P*THIS PROGRAM PRODUCES CLIENT SUMMARY REPORT									
0007	ICLIK	NS	01						
0008	I						1	8 CD	L1M1
0009	I						10	10 DEL	02
0010	I						11	25 LN	
0011	I						26	35 FN	
0012	I						36	36 I	03
0013	I						128	128 TEST	07
0014	I						135	135 ADM	
0015	I						136	141GYDT	
0016	I						173	176 SITE	
0017	I						157	157 CATE	
0018	I						134	134 SOUC	
0019	I						230	235 CM	
0020	I						236	239 AG	
0021	I						278	2830ADT	
0022	I						290	2950TDT	
0023	I						298	298 TERM	04
0024	I						247	249 P1	
0025	I						301	303 P2	
0026	I						304	306 P3	
0027	I						307	309 P4	
0028	I						310	312 P5	
0029	I						247	2470D1	
0030	I						301	3010D2	
0031	I						304	3040D3	
0032	I						307	3070D4	
0033	I						310	3100D5	
0034	I						252	253 N1	
0035	I						254	257 S1	
0036	I						325	326 N2	
0037	I						327	330 S2	
0038	I						331	332 N3	
0039	I						333	336 S3	
0040	I						337	338 N4	
0041	I						339	342 S4	
0042	I						343	344 N5	
0043	I						345	348 S5	
0044	I						349	350 N6	
0045	I						351	354 S6	
0046	I						355	356 N7	
0047	I						357	360 S7	
0048	FACI1ONI	NS	05	114	CA				
0049	I						1	8 CD	M1
0050	I						9	12 AGCR	
0051	I						17	170HR	
0052	I						18	190MN	
0053	I						20	20 N1CR	
0054	I						21	21 N2CR	

0056	I				23	23	N4CR		
0057	I				24	24	N5CR		
0058	I				50	55	ORDT		
0059	I				56	56	CMGT		11
0060	I				67	67	COUNS		12
0061	I				78	78	GTH		29
0062	I				79	88	SOTH		13
0063	I				89	89	PRCR		47
0064	I		18	14	114	CB			
0065	I				1	8	CD		M1
0066	I				9	140	ORDT		
0067	I				15	15	SERA		
0068	I				36	39	AGCRS		
0069	I				42	42	NICRS		
0070	I				43	43	N2CRS		
0071	I				54	55	NDCRS		45
0072	I				87	87	PRCR		46
0073	I				33	330	HR		
0074	I				34	350	NN		
0075	I	IPROB		NS					
0076	I				4	78	RECI		
0077	I	INERD		15					
0078	I				3	94	REC2		
0079	I	IAGEN		NS					
0080	I				5	39	REC3		
0081	I				40	443	CHARGE		
0082	C	01	02						
0083	C	01	04		SETON			15	
0084	C	01	02						
0085	C	01	04		SETOF			15	
0086	C	01	04	07	SETOF			15	
0087	C	01		AG	COMP '1000'				06
0088	C	01		AG	COMP '4000'				06
0089	C	01	05		SETON			15	
0090	C	15			GOTO END				
0091	C	01		AG	CHAINAGEN			99	
0092	C	01	99		MOVE RFC3	AGREC		35	
0093	C	01	99		MOVE CHARGE	COST		53	
0094	C	01		SOUC	COMP 'P'				16
0095	C	01		SOUC	COMP 'L'				17
0096	C	01		SOUC	COMP 'A'				18
0097	C	01		SOUC	COMP 'C'				19
0098	C	01		SOUC	COMP 'G'				20
0099	C	01		SOUC	COMP 'S'				21
0100	C	01		SOUC	COMP 'R'				22
0101	C	01		SOUC	COMP 'T'				23
0102	C	01		CATE	COMP 'M'				24
0103	C	01		CATE	COMP 'H'				25
0104	C	01		CATE	COMP 'D'				26
0105	C	01		CATE	COMP 'R'				27
0106	C	01		CATE	COMP 'F'				28
0107	C	01		CATE	COMP 'V'				30
0108	C	01		CATE	COMP 'Q'				31
0109	C	01		CATE	COMP '5'				32
0110	C	01		CATE	COMP 'A'				33
0111	C	01		CATE	COMP 'P'				34
0112	C	01		CATE	COMP 'O'				35
0113	C	01			EXCPT				
0114	C	01			SETON			50	
0115	C	01		PI	CHAINPROB			98	

0117	C	01		EXCPT				
0118	C	01	P2	CHAINPROB			93	
0119	C	01	P2	COMP 8				36
0120	C	01		EXCPT				
0121	C	01	P3	CHAINPROB			98	
0122	C	01	P3	COMP 8				36
0123	C	01		EXCPT				
0124	C	01	P4	CHAINPROB			98	
0125	C	01	P4	COMP 8				36
0126	C	01		EXCPT				
0127	C	01	P5	CHAINPROB			98	
0128	C	01	P5	COMP 8				36
0129	C	01		EXCPT				
0130	C			SETOF			50	
0131	C	01	N1	CHAINNEED			97	
0132	C	01	N2	MOVE REC2	NDREC1	92		
0133	C	01	N2	CHAINNEED			97	
0134	C	01	N2	MOVE REC2	NDREC2	92		
0135	C	01	N3	CHAINNEED			97	
0136	C	01	N3	MOVE REC2	NDREC3	92		
0137	C	01	N4	CHAINNEED			97	
0138	C	01	N4	MOVE REC2	NDREC4	92		
0139	C	01	N5	CHAINNEED			97	
0140	C	01	N5	MOVE REC2	NDREC5	92		
0141	C	01	N6	CHAINNEED			97	
0142	C	01	N6	MOVE REC2	NDREC6	92		
0143	C	01	N7	CHAINNEED			97	
0144	C	01	N7	MOVE REC2	NDREC7	92		
0145	C	01	S1	CHAINAGEN			96	
0146	C	01	S1	MOVE REC3	AGREC1	35		
0147	C	01	S2	CHAINAGEN			96	
0148	C	01	S2	MOVE REC3	AGREC2	35		
0149	C	01	S3	CHAINAGEN			96	
0150	C	01	S3	MOVE REC3	AGREC3	35		
0151	C	01	S4	CHAINAGEN			96	
0152	C	01	S4	MOVE REC3	AGREC4	35		
0153	C	01	S5	CHAINAGEN			96	
0154	C	01	S5	MOVE REC3	AGREC5	35		
0155	C	01	S6	CHAINAGEN			96	
0156	C	01	S6	MOVE REC3	AGREC6	35		
0157	C	01	S7	CHAINAGEN			96	
0158	C	01	S7	MOVE REC3	AGREC7	35		
0159	C	05	MR	SETOF			373839	
0160	C	05	MR	SETOF			404142	
0161	C	05	MR	SETOF			4344	
0162	C	05	MR	CHAINAGEN			95	
0163	C	05	MRN95	MOVE REC3	AGC	35		
0164	C	05	MR	MOVE N1CR	HOLD	1		
0165	C	05	MR	EXSR SERV				
0166	C	05	MR	MOVE N2CR	HOLD	1		
0167	C	05	MR	EXSR SERV				
0168	C	05	MR	MOVE N3CR	HOLD	1		
0169	C	05	MR	EXSR SERV				
0170	C	05	MR	MOVE N4CR	HOLD	1		
0171	C	05	MR	EXSR SERV				
0172	C	05	MR	MOVE N5CR	HOLD	1		
0173	C	05	MR	EXSR SERV				
0174	C	05	MR					
0175	C	05	MR					
0176	C	05	MR	SETON			44	

0178	C	14	MR	SETOF			404142
0179	C	14	MR	SETOF			4344
0180	C	14	MR	AGCRS	CHAINAGEN		94
0181	C	14	MRN94	MOVE REC3	AGCS	35	
0182	C	14	MRN94R	MULT 60	RSDL	60	
0183	C	14	MRN94RSDL	ADD MN	RSDL		
0184	C	14	MRN94RSDL	MULT CHARGE	RSCOST	62H	
0185	C	14	MRN94RSCOST	ADD STCOST	STCOST	72H	
0186	C	14	MR	SERA	COMP 'A'		51
0187	C	14	MR	SERA	COMP 'F'		52
0188	C	14	MR	SERA	COMP 'G'		53
0189	C	14	MR	SERA	COMP 'H'		54
0190	C	14	MR	SERA	COMP 'I'		55
0191	C	14	MR	SERA	COMP 'J'		56
0192	C	14	MR	SERA	COMP 'K'		57
0193	C	14	MR	SERA	COMP 'L'		58
0194	C	14	MRN45	NDGRS	CHAINNEED		93
0195	C	14	MRN93	MOVE REC2	RECCRS	92	
0196	C	14	MR	MOVE NICRS	HOLD		
0197	C	14	MR	EXSR SERV			
0198	C	14	MR	MOVE N2CRS	HOLD		
0199	C	14	MR	EXSR SERV			
0200	C	137	133	N39			
0201	C	14	MR	141	142		
0202	C	14	MR	43	SETON		44
0203	C	14	MR	46			
0204	C	05	MRN47	PCR	COMP 'S'		48
0205	C	14	MR	46			
0206	C	05	MRN47	PCR	COMP 'U'		49
0207	C	05N11	12HR	ADD CMR	CMR	50	
0208	C	05N11	12MN	ADD CMN	CMN	50	
0209	C	05N12	11HR	ADD COR	COR	50	
0210	C	05N12	11MN	ADD CON	CON	50	
0211	C	05N29	HR	ADD BOR	BOR	50	
0212	C	05N29	MN	ADD BON	BON	50	
0213	C		END	TAG			
0214	CLI		CMN	DIV 60	AN	50	
0215	CLI			MVR	CMN		
0216	CLI		AN	ADD CMR	CMR		
0217	CLI		CMR	MULT 60	CMDL	60	
0218	CLI		CMDL	ADD CMN	CMDL		
0219	CLI	99	CMDL	MULT COST	MRCOST	62H	
0220	CLI		CON	DIV 60	ANS	50	
0221	CLI			MVR	CON		
0222	CLI		ANS	ADD COR	COR		
0223	CLI		COR	MULT 60	CODL	60	
0224	CLI		CODL	ADD CON	CODL		
0225	CLI	99	CODL	MULT COST	ORCOST	62H	
0226	CLI		BON	DIV 60	ANSW	50	
0227	CLI			MVR	BON		
0228	CLI		ANSW	ADD BOR	BOR		
0229	CLI		BOR	MULT 60	BODL	60	
0230	CLI		BODL	ADD BON	BODL		
0231	CLI	99	BODL	MULT COST	BOCOST	62H	
0232	CLI		MRCOST	ADD MTCOST	MTCOST	72	
0233	CLI		ORCOST	ADD MTCOST	MTCOST		
0234	CLI		BOCOST	ADD MTCOST	MTCOST		
0235	CSI		SERV	BEGSR			
0236	CSR	437	HOLD	COMP 'A'			37
0237	CSR	438	HOLD	COMP 'B'			38

239	05R 140	HOLD	COMP 'D'	40
240	05R 141	HOLD	COMP 'E'	41
241	05R 142	HOLD	COMP 'F'	42
242	05R 143	HOLD	COMP 'G'	43
243	05R		ENDSR	
244	0PR11T	E 01	01N15N50	
245	0			76 'CLIENT SUMMARY REPORT'
246	0		UPDATE Y	104
247	0	E 1	01N15N50	
248	0			34 'LOS ANGELES REGIONAL YOU'
249	0			73 'TH DIVERSION PROJECTS- P'
250	0			99 'ROJECT HEAVY, CENTRAL'
251	0			104 'CITY'
252	0	E 2	01N15N50	
253	0		LN	15
254	0		FN	26
255	0		I	28
256	0			29 ' '
257	0			39 'AGENCY--'
258	0		AGREC B	75
259	0			91 'CASE MANAGER--'
260	0		CM	93
261	0			107 'CODE--'
262	0		CD	117
263	0	E 2	01N15N50	
264	0		YDT Y	8
265	0			24 'DATE OF INTAKE'
266	0		ADM	27
267	0			35 'SITE--'
268	0		SITE	40
269	0			49 'SOURCE--'
270	0		16	59 'POLICE'
271	0		17	53 'SCHOOL'
272	0		18	54 'SOCIAL AGENCY'
273	0		19	64 'COUNTY WELFARE'
274	0		20	57 'FAMILY'
275	0		21	55 'SELF'
276	0		22	50 'OUTREACH'
277	0		23	57 'OTHER'
278	0			87 'PRESENTING PROBLEM--'
279	0		24	104 'MENTAL HEALTH'
280	0		25	104 'HEALTH'
281	0		26	104 'DRUG RELATED'
282	0		27	104 'RUNAWAY'
283	0		28	104 'FAMILY RELATIONS'
284	0		30	104 'VANDALISM'
285	0		31	104 'FREQ. ABSENCE'
286	0		32	104 'BEHAVIOUR'
287	0		33	104 'ACHIEVEMENT'
288	0		34	104 'POLICE RELATED'
289	0		35	104 'OTHER'
290	0	E 1	01N15N50	
291	0		ADT Y	8
292	0			24 'DATE OF ASSESS'
293	0	E 1	01N15 50	
294	0		N35	50 'PROBLEM INDICATOR--'
295	0		35	50 '** DIAGNOSIS--'
296	0		REC1 B	130
297	0	0 15	01N15	
298	0			12 'SERVICE PLAN'

0300	0	0 2	01N15						
0301	0					3	'A-'		
0302	0			NDREC1	B	96			
0303	0			AGREC1	B	132			
0304	0	0 1	01N15						
0305	0					3	'B-'		
0306	0			NDREC2	B	96			
0307	0			AGREC2	B	132			
0308	0	0 1	01N15						
0309	0					3	'C-'		
0310	0			NDREC3	B	96			
0311	0			AGREC3	B	132			
0312	0	0 1	01N15						
0313	0					3	'D-'		
0314	0			NDREC4	B	96			
0315	0			AGREC4	B	132			
0316	0	0 1	01N15						
0317	0					3	'E-'		
0318	0			NDREC5	B	96			
0319	0			AGREC5	B	132			
0320	0	0 1	01N15						
0321	0					3	'F-'		
0322	0			NDREC6	B	96			
0323	0			AGREC6	B	132			
0324	0	0 1	01N15						
0325	0					3	'G-'		
0326	0			NDREC7	B	96			
0327	0			AGREC7	B	132			
0328	0	0 2	01N15						
0329	0					5	'DATE'		
0330	0					15	'TYPE'		
0331	0					39	'CONTACTED'		
0332	0					65	'BY'		
0333	0					65	'ACTION'		
0334	0					105	'SERVICE STEPS'		
0335	0					127	'NONE DURATION'		
0336	0	0 1	01N15						
0337	0					105	'A B C D E F G'		
0338	0	0 2	05 MRN15						
0339	0	0R	14 MRN15						
0340	0			RDT	Y	9			
0341	0			05		15	'CAR'		
0342	0			14		15	'CARS'		
0343	0			05AGC	B	59			
0344	0			14AGCS	B	59			
0345	0			05		69	'CASE MGR'		
0346	0			12N11	05	90	'CASE MANAGEMENT'		
0347	0			11N12	05	90	'COUNSELING'		
0348	0			N11N12	05	90	'CASE MGT/COUNSEL'		
0349	0			N13	05SDTH	90			
0350	0			51	14	87	'ARRANGED'		
0351	0			52	14	87	'SERVICE IN PROGRESS'		
0352	0			53	14	87	'GOAL ACHIEVED'		
0353	0			54	14	87	'MAX. GOAL ACHIEVED'		
0354	0			55	14	87	'GOAL UNACHIEVED'		
0355	0			56	14	87	'DROPOUTS'		
0356	0			57	14	87	'EXPELLED'		
0357	0			58	14	87	'OTHER'		
0358	0			37		93	'#'		
0359	0			38		95	'#'		

0301				40		39	'*'
0302				41		101	'*'
0303				42		103	'*'
0304				43		105	'*'
0305				44		115	'*'
0306				HR	4	120	
0307						124	'HR.'
0308				MN	4	127	
0309						132	'MIN.'
0370		0 1	14	MRN15			
0371		0 0		N45N93			
0372						17	'NATURE OF SERVICE'
0373		0 1	14	MRN15			
0374				N45N93	RECCRS	8	93
0375						120	'COST'
0376					R5COST4B	130	
0377		0 1	05	N15N47			
0378		0 1	14	N15N46			
0379				HR		9	'PROGRESS--'
0380				HR	48	25	'SATISFACTORY'
0381				HR	49	25	'UNSATISFACTORY'
0382		T 3		LN15			
0383						13	'TIME TOTALS--'
0384						46	'CAR'
0385						57	'CARS'
0386		T 1		LN15			
0387						30	'-----COST-----'
0388		T 2		LN15			
0389						15	'CASE MANAGEMENT'
0390				CMR	48	25	
0391						29	'HR.'
0392				CMN	48	36	
0393						41	'MIN.'
0394				4RCOST4B		50	
0395		T 2		LN15			
0396						10	'COUNSELING'
0397				COR	48	25	
0398						29	'HR.'
0399				CUN	48	36	
0400						41	'MIN.'
0401				DRCOST4B		50	
0402		T 2		LN15			
0403						5	'OTHER'
0404				BOR	48	25	
0405						29	'HR.'
0406				BON	48	36	
0407						41	'MIN.'
0408				BOCOST4B		50	
0409		T 2		LN15			
0410				MFCOST4B		50	
0411				STCOST4B		60	
0412		T 2		LN07N04			
0413						23	'**** CLIENT TERMINATED'
0414				TOT	Y	35	

FACTION1 IP F 114 114 DISK
 FACTION2 D F 118 118 DISK
 FCLIK IC F 372 372R 8AI 1 DISK

*THIS PROGRAM BUILDS ACTION2 FROM ACTION1

1ACTION1 NS J1 114 CA

I 1 8 CD

I 1 114 REC

I NS 02-114 CB

I 36 39 AGCRS

I 1 114 REC

I CLIK NS

I 236 239 AG

C J1 CB CHAINCLIK 99

JACTION2 D 01N99

J OR 02

J J1AG 118

J J2AGCRS 118

J REC 114

0056				L2899		
0057					12	'AGENCY TOTAL'
0058				HOLD2 4B	30	
0059				HOLD3 4B	30	
0060		T	03	LR		
0061					13	'PROGRAM TOTAL'
0062				UPDATE Y	30	
0063					72	'COST BY AGENCY'
0064		T	1	LR		
0065					54	'LOS ANGELES REGIONAL YOU'
0066					73	'TH DIVERSION PROJECTS- P'
0067					99	'PROJECT HEAVY, CENTRAL'
0068					104	'CITY'
0069		T	2	LR		
0070					42	'DELIVERED COSTS'
0071		T	1	LR		
0072					23	'CAR'
0073					43	'CARS'
0074		T	2	LR		
0075				HOLD4 4	30	
0076				HOLD5 4	30	

H P 9
 FCLIK IP F 372 372R 8II 1 DISK
 FACLIK7 IR F 3 3 3IT EDISK
 FPRINT C F 132 132 CF PRINTER
 *THIS PROGRAM LISTS 60-DAY REVIEW LIST.
 E ACLIK7 CLIK
 ICLIK NS C1

I					1	8	CODE
I					11	25	LN
I					26	35	FN
I					36	36	I 02
I					230	239	BREAK L1
I					230	235	MGR
I					236	239	AG
I					167	172	CYD
I					278	283	CAD
OPRINT	D	C3	L1				
C	OP		CF				
C				UPDATE Y	9		
C					48	'60-DAY REVIEW LIST'	
C	D 2		L1				
C	CR		CF				
C					7	'AGENCY'	
C				AG	13		
C					30	'CASE MANAGER'	
C				MGR	38		
C	D 2		L1				
C	CR		CF				
C					12	'LAST NAME'	
C					30	'FIRST INT'	
C					51	'ASSIGN DATE'	
C					66	'ASSESS DATE'	
C					76	'CODE'	
C	D 2		C1				
C				LN	15		
C				FN	26		
C				I	29		
C				NO2	30	'.'	
C				YD	Y 50		
C				AD	Y 65		
C				CCDE	78		

H P
 FACLI8 IR F 3 3 3IT EDISK
 FCLIK IP F 372 372R 8II 1 DISK
 FPRINT O F 132 132 OF PRINTER
 F*THIS PROGRAM LISTS CUMULATIVE DEACTIVATION
 F ACLIK8 CLIK
 ICLIK NS 01

I 1 8 CODE
 I 11 25 LNAM
 I 26 35 FNAM
 I 36 36 INT
 I 236 239 AGEN
 I 296 298 REAS
 I 290 2950TERMDT
 I 135 135 ADMIS
 I 136 1410YIR
 I 290 2910TMO
 I 292 2930TDA
 I 294 2950TYR
 I 136 1370IMO
 I 138 1390IDA
 I 140 1410TYR

C 01 TERMDT CCMP 000000 02
 C 01 TYR SUB IYR YR 20
 C 01 TMO SUB IMO MO 20
 C 01 TDA SUB IDA DA 20
 C 01 YR MULT 360 PROG 40
 C 01 MO MULT 30 MOHOLD 30
 C 01 MOHCLD ADD PROG PROG
 C 01 DA ADD PROG PROG

CPRINT H 03 1P
 C OR OF
 O UDATE Y 8
 C 53 'CUMULATIVE DEACTIVATION'
 O H 2 1P
 C CR OF
 O 60 'AGENCY DEACTIVATE'
 C 72 'DEACT DATE'
 O 82 'YIR DATE'
 O 95 'DAYS IN'

C D 2 01
 C CODE 8
 O LNAM 25
 O FNAM 36
 C INT 38
 O AGEN 46
 C REAS 56
 O TERMDTY 71
 O 02ADMIS 73
 C YIR Y 82
 O NO2PRG M 94

H P
 FCLIK IP F 372 372R 8II 1 DISK
 FBCLIK1 IR F 3 3 3IT EDISK
 FPRINT O F 132 132 OF PRINTER
 F*THIS PROGRAM TALLIES AGING OF CLIENTS IN PROGRAM
 E BCLIK1 CLIK
 ICLIK NS 01

I 236 239 AG L1
 I 167 1680AM
 I 171 1720AY

C	01	AY	CCMP	UYEAR			02
C	02	12	ADD	UMONTH	MCN	20	
C	N02		MOVE	UMONTH	MON		
C	01	MCN	SLB	AM	MON		
C	01	MON	CCMP	0			03
C	01	MCN	CCMP	1			04
C	01	MON	CGMP	2		06	05
C	03	1	ADD	P30	P30	40	
C	04	1	ADD	P60	P60	40	
C	05	1	ADD	P90	P90	40	
C	06	1	ADD	O90	O90	40	
CL1		P30	ADD	TP30	TP30	50	
CL1		P60	ADD	TP60	TP60	50	
CL1		P90	ADD	TP90	TP90	50	
CL1		O90	ADD	TO90	TO90	50	

OPRINT H 03 1P
 O OR OF

68 'CLIENT AGING IN PROGRAM'
 UDATE Y 8

O H 21 1P
 O OR OF

9 'AGENCY'
 30 '0-30 DA'
 40 '30-60 DA'
 50 '60-90 DA'
 60 'OVER 90'

T 2 L1

AG 8
 P30 4B 29
 P60 4B 39
 P90 4B 49
 O90 4B 59

T 3 LR

5 'TOTAL'
 TP30 4 29
 TP60 4 39
 TP90 4 49
 TO90 4 59

H P 1
 FCLIK IP F 372 372R 8IT 1 DISK
 FRCLIK1 IR F 3 3 3IT EDISK
 FPRINT 0 F 132 132 OF PRINTER
 F*THIS PROGRAM TABLES VARIABLES BY AGE,RACE,SEX-FILL IN VAR EACH RUN
 E RCLIK1 CLIK
 ICLIK NS 01

I				94	94	RACE	
I				95	95	SEX	
I				181	1820	BYEAR	
I				177	1780	BMONTH	
I				158	161	OFF	L2
I				121	124	REC	L1
C	01		SETOF				05
C	01	SEX	COMP 'F'				02
C	01	RACE	COMP 'N'				03
C	01	RACE	COMP 'W'				04
C	01N03N04		SETON				05
C	01	UYEAR	SUB BYEAR	AGE	20		
C	01	UMCNTH	COMP BMONTH				C6
C	C6	AGE	SUB 1	AGE			
C	01	AGE	COMP 9				C909
C	01	AGE	COMP 10				10
C	01	AGE	COMP 11				11
C	01	AGE	COMP 12				12
C	01	AGE	COMP 13				13
C	01	AGE	COMP 14				14
C	01	AGE	COMP 15				15
C	01	AGE	COMP 16			16	16
C	09	1	ADD TT9	TT9	40		
C	09 03	1	ADD TB9	TB9	30		
C	09 04	1	ADD TW9	TW9	30		
C	09 05	1	ADD TC9	TC9	30		
C	09N02	1	ADD TM9	TM9	40		
C	09N02 031		ADD MB9	MB9	30		
C	09N02 041		ADD MW9	MW9	30		
C	09N02 051		ADD MO9	MO9	30		
C	09 02	1	ADD TF9	TF9	40		
C	09 02 031		ADD FB9	FB9	30		
C	09 02 041		ADD FW9	FW9	30		
C	09 02 051		ADD FO9	FO9	30		
C	10	1	ADD TT0	TT0	40		
C	10 03	1	ADD TB0	TB0	30		
C	10 04	1	ADD TW0	TW0	30		
C	10 05	1	ADD TC0	TC0	30		
C	10N02	1	ADD TM0	TM0	40		
C	10N02 031		ADD MB0	MB0	30		
C	10N02 041		ADD MW0	MW0	30		
C	10N02 051		ADD MO0	MO0	30		
C	10 02	1	ADD TF0	TF0	40		
C	10 02 031		ADD FB0	FB0	30		
C	10 02 041		ADD FW0	FW0	30		
C	10 02 051		ADD FO0	FO0	30		
C	11	1	ADD TT1	TT1	40		
C	11 03	1	ADD TB1	TB1	30		
C	11 04	1	ADD TW1	TW1	30		
C	11 05	1	ADD TC1	TC1	30		
C	11N02	1	ADD TM1	TM1	40		
C	11N02 031		ADD MB1	MB1	30		
C	11N02 041		ADD MW1	MW1	30		
C	11N02 051		ADD MO1	MO1	30		
C	11 02	1	ADD TF1	TF1	40		

C	11	C2	031	ADD	FB1	FB1	30
C	11	02	041	ADD	FW1	FW1	30
C	11	02	051	ADD	FO1	FO1	30
C	12		1	ADD	TT2	TT2	40
C	12	03	1	ADD	TB2	TB2	30
C	12	04	1	ADD	TW2	TW2	30
C	12	05	1	ADD	TO2	TO2	30
C	12	N02	1	ADD	TM2	TM2	40
C	12	NC2	031	ADD	MB2	MB2	30
C	12	NC2	041	ADD	MW2	MW2	30
C	12	NC2	051	ADD	MO2	MO2	30
C	12	C2	1	ADD	TF2	TF2	40
C	12	02	031	ADD	FB2	FB2	30
C	12	02	041	ADD	FW2	FW2	30
C	12	02	051	ADD	FO2	FO2	30
C	13		1	ADD	TT3	TT3	40
C	13	03	1	ADD	TB3	TB3	30
C	13	04	1	ADD	TW3	TW3	30
C	13	05	1	ADD	TO3	TO3	30
C	13	N02	1	ADD	TM3	TM3	40
C	13	NC2	031	ADD	MB3	MB3	30
C	13	NC2	041	ADD	MW3	MW3	30
C	13	NC2	051	ADD	MO3	MO3	30
C	13	02	1	ADD	TF3	TF3	40
C	13	02	031	ADD	FB3	FB3	30
C	13	02	041	ADD	FW3	FW3	30
C	13	02	051	ADD	FO3	FO3	30
C	14		1	ADD	TT4	TT4	40
C	14	03	1	ADD	TB4	TB4	30
C	14	04	1	ADD	TW4	TW4	30
C	14	05	1	ADD	TO4	TO4	30
C	14	N02	1	ADD	TM4	TM4	40
C	14	N02	031	ADD	MB4	MB4	30
C	14	NC2	041	ADD	MW4	MW4	30
C	14	NC2	051	ADD	MO4	MO4	30
C	14	02	1	ADD	TF4	TF4	40
C	14	02	031	ADD	FB4	FB4	30
C	14	02	041	ADD	FW4	FW4	30
C	14	02	051	ADD	FO4	FO4	30
C	15		1	ADD	TT5	TT5	40
C	15	03	1	ADD	TB5	TB5	30
C	15	04	1	ADD	TW5	TW5	30
C	15	05	1	ADD	TO5	TO5	30
C	15	N02	1	ADD	TM5	TM5	40
C	15	NC2	031	ADD	MB5	MB5	30
C	15	NC2	041	ADD	MW5	MW5	30
C	15	NC2	051	ADD	MO5	MO5	30
C	15	C2	1	ADD	TF5	TF5	40
C	15	02	031	ADD	FB5	FB5	30
C	15	02	041	ADD	FW5	FW5	30
C	15	02	051	ADD	FO5	FO5	30
C	16		1	ADD	TT6	TT6	40
C	16	03	1	ADD	TB6	TB6	30
C	16	04	1	ADD	TW6	TW6	30
C	16	05	1	ADD	TO6	TO6	30
C	16	NC2	1	ADD	TM6	TM6	40
C	16	NC2	031	ADD	MB6	MB6	30
C	16	NC2	041	ADD	MW6	MW6	30
C	16	NC2	051	ADD	MO6	MO6	30
C	16	C2	1	ADD	TF6	TF6	40
C	16	02	031	ADD	FB6	FB6	30
C	16	02	041	ADD	FW6	FW6	30
C	16	02	051	ADD	FO6	FO6	30

C	C1	1	ADD	TCT	TOT	50
C	C3	1	ADD	TB	TB	40
C	04	1	ADD	TW	TW	40
C	C5	1	ADD	TC	TC	40
C	01N02	1	ADD	TM	TM	40
C	03N02	1	ADD	MB	MB	40
C	04N02	1	ADD	MW	MW	40
C	C5N02	1	ADD	MO	MO	40
C	01 02	1	ADD	TF	TF	40
C	C3 C2	1	ADD	FB	FB	40
C	04 02	1	ADD	FW	FW	40
C	C5 02	1	ADD	FO	FO	40

OPRINT H C3 1P
OR OR CF

UPDATE Y 8
64 '1ST RECIDIVISM AS A'
87 'FUNCTION OF PRESENTING'
95 'OFFENSE'

H 2 1P
OR OR CF

11 '9'
28 '10'
44 '11'
60 '12'
76 '13'
92 '14'
108 '15'
124 '16'

H 11 1P
OR OR CF

4 'TYPE'
27 '|| TOT BL WH OT|| TCT '
52 'BL WH OT|| TGT BL WH OT'
75 '|| TOT BL WH OT|| TCT '
100 'BL WH OT|| TCT BL WH OT'
123 '|| TOT BL WH OT|| TGT '
132 'BL WH OT'

D 2 L2

OFF 4

T 2 L1

REC 4

5 '|'

TT9 4B 10
TB9 4B 14
TW9 4B 17
TO9 4B 20
21 '|'

TT0 4B 26
TB0 4B 30
TW0 4B 33
TO0 4B 36
37 '|'

TT1 4B 42
TB1 4B 46
TW1 4B 49
TO1 4B 52
53 '|'

TT2 4B 58
TB2 4B 62
TW2 4B 65
TC2 4B 68
69 '|'

TT3 4B 74

H P 9

FCARDIN IP F 96 96 MFCU1

FPROB 0 F 78 78 3AI 1 DISK U

F*THIS PROGRAM LOADS PROB FILE

ICARDIN NS 01

I 1 78 REC

OPROB D 01

0 REC 78

H P 9

FCARDIN IP F 95 96 MECU1

FNEED 0 F 94 94 2AI 1 DISK U

E* THIS PROGRAM LOADS NEED FILE

ICARDIN NS 01

I 1 94 REC

ONEED D 01

0 REC 94

H P 9

FCARDIN IP F 96 96 MFCU1

FAGEN 0 F 44 44 4AI 1 DISK U

F*THIS PROGRAM LOADS AGEN FILE

ICARDIN NS 01

I 1 44 REC

OAGEN D 01

C REC 44

0001	ICARDIN	IP	F	94	96	MFCU1		
0002	PAGEN	D	F	39	39	4AI	1	DISK U
	P*THIS PROGRAM LOADS AGEN FILE FOR NEED-SERVICE ANALYSIS							
0003	ICARDIN	IS	01					
0004							1	39 REC
0005	BAGL	D		01				
0006						REC		39

H 0 9

FACTION1 0 F 114 114 DISK

FCAR1 IP F 95 96 DISK

FCAROS1 IS F 113 113 DISK

F*THIS PROGRAM PRODUCES ACTION FILE

ICAR1 NS 01

I 1 8 CD M1

I 50 55 D

I 1 96 REC1

ICAROS1 NS 02

I 8 CD M1

I 9 14 D

I 1 113 REC2

OACTION1 0 01

O OR 02

O 02REC2 113

O 02 114 'B'

O 01REC1 96

O 01 114 'A'

H P 1 4.29 - YSC28
 FCLIK IP F 372 372R 8II 1 DISK
 FRCLIK2 IR F 3 3 3IT EDISK
 FPRINT O F 132 132 OF PRINTER
 F* THIS PROGRAM LISTS VARIABLE BY OFFENS--FILL IN VAR ON PROG. PRFP.
 E RCLIK2 CLIK
 ICLIK NS CI


I 157 157 CAT
 I 158 1610CD 02
 I 78 81 OC L1

C	01		SETOF	141516
C	01		SETOF	171819
C	01		SETOF	202123
C	01		SETOF	22
C	01		SETOF	242526
C	01		SETOF	272829
C	01		SETOF	303132
C	01		SETOF	333435
C	01		SETOF	363738
C	01		SETOF	394041
C	01		SETOF	4546

C	01NC2		EXSR OFFENSE	
C	01	CAT	COMP 'M'	03
C	01	CAT	COMP 'H'	04
C	01	CAT	COMP 'D'	05
C	01	CAT	COMP 'R'	06
C	01	CAT	COMP 'F'	07
C	01	CAT	COMP 'E'	08
C	01	CAT	COMP 'V'	09
C	01	CAT	COMP 'Q'	10
C	01	CAT	COMP 'B'	11
C	01	CAT	COMP 'A'	12
C	01	CAT	COMP 'C'	13

C N03N04N05
 CANN06N07N08
 CANN09N10N11
 CANN12N13N14
 CANN15N16N17
 CANN18N19N20
 CANN21N22N23
 CANN24N25N26 SETON 45
 C 45N27N28
 CANN29N30N31
 CANN32N33N34
 CANN35N36N37
 CANN38N39N40

CANN41			SETON	46
C	03	1	ADD TM	TM 30
C	04	1	ADD TH	TH 30
C	05	1	ADD TD	TD 30
C	06	1	ADD TR	TR 30
C	07	1	ADD TF	TF 30
C	08	1	ADD TE	TE 30
C	09	1	ADD TV	TV 30
C	10	1	ADD TQ	TQ 30
C	11	1	ADD TB	TB 30
C	12	1	ADD TA	TA 30
C	13	1	ADD TC	TC 30
C	14	1	ADD T01	T01 30
C	15	1	ADD T02	T02 30
C	16	1	ADD T03	T03 30
C	17	1	ADD T04	T04 30



CONTINUED

1 OF 3

C	18	1	ADD	T05	T05	30
C	19	1	ADD	T06	T06	30
C	20	1	ADD	T07	T07	30
C	21	1	ADD	T08	T08	30
C	22	1	ADD	T09	T09	30
C	23	1	ADD	T10	T10	30
C	24	1	ADD	T11	T11	30
C	25	1	ADD	T12	T12	30
C	26	1	ADD	T13	T13	30
C	27	1	ADD	T14	T14	30
C	28	1	ADD	T15	T15	30
C	29	1	ADD	T16	T16	30
C	30	1	ADD	T17	T17	30
C	31	1	ADD	T18	T18	30
C	32	1	ADD	T19	T19	30
C	33	1	ADD	T20	T20	30
C	34	1	ADD	T21	T21	30
C	35	1	ADD	T22	T22	30
C	36	1	ADD	T23	T23	30
C	37	1	ADD	T24	T24	30
C	38	1	ADD	T25	T25	30
C	39	1	ADD	T26	T26	30
C	40	1	ADD	T27	T27	30
C	41	1	ADD	T28	T28	30
C	46	1	ADD	T29	T29	30

CSR		OFENSE	BEGSR		
CSR		CD	COMP 0499		14
CSR		CD	COMP 0501	15	15
CSR 15		CD	COMP 0562		1515
CSRN15		CD	COMP 0599		15
CSR		CD	COMP 0810		16
CSR		CD	COMP 0601		17
CSR		CD	COMP 0602		18
CSR		CD	COMP 0608		19
CSR		CD	COMP 0610		20
CSRN20		CD	COMP 0611		20
CSR		CD	COMP 0700		21
CSR		CD	COMP 0773		22
CSR		CD	COMP 0774		23
CSR		CD	COMP 0399		24
CSR		CD	COMP 1502	25	25
CSR 25		CD	COMP 1599		2525
CSR		CD	COMP 1401	26	26
CSR 26		CD	COMP 1499		2626
CSR		CD	COMP 1301		27
CSRN27		CD	COMP 1399		27
CSR		CD	COMP 0699		28
CSR		CD	COMP 1799		29
CSR		CD	COMP 1899		30
CSR		CD	COMP 2202	31	31
CSR 31		CD	COMP 2299		3131
CSR		CD	COMP 2410	32	32
CSR 32		CD	COMP 2499		3232
CSR		CD	COMP 2399		33
CSR		CD	COMP 2601		34
CSR		CD	COMP 2647		35
CSR		CD	COMP 2641		36
CSR		CD	COMP 2645		37
CSR		CD	COMP 2500		38
CSR		CD	COMP 2640		39
CSR		CD	COMP 2999		40
CSR		CD	COMP 2100		41
CSR			ENDSR		

0 PRINT H 02 1P
0 CR OF

73 'INTAKE CATEGORY'
UPDATE Y 8

0 H 2 1P
0 CR OF

16 'M MENTAL HEALTH'
38 'B BEHAVIOR'
72 '06 STEAL FROM PERSON'
96 '14 STOLEN PROPERTY'
128 '22 INCOR. PAST PARENT CTL'

0 H 1 1P
0 CR OF

9 'H HEALTH'
40 'A ACHIEVEMENT'
70 '07 STEAL BY DECEIT'
88 '15 LARCENY'
125 '23 PROTECTIVE CUSTODY'

0 H 1 1P
0 CR OF

15 'D DRUG RELATED'
44 '0 OTHER NON CRIME'
74 '03 STEAL MOTOR VEHICLE'
93 '16 SEX OFFENSES'
114 '24 TRUANCY'

0 H 1 1P
0 CR OF

10 'R RUNAWAY'
41 '01 ASSAULT--AGG'
75 '09 DRIVE MV W/O CONSENT'
90 '17 NARCOTICS'
115 '25 VAGRANCY'

0 H 1 1P
0 CR OF

19 'E FAMILY RELATIONS'
37 '02 BURGLARY'
76 '10 RIDEIN MV W/O CONSENT'
92 '18 LIQUOR LAWS'
124 '26 NEGLECT & ABANDON'

0 H 1 1P
0 CR OF

17 'E PEER RELATIONS'
45 '03 ASSAULT--NON AGG'
62 '11 ROBBERY'
99 '19 DISORDERLY CONDUCT'
114 '27 RUNAWAY'

0 H 1 1P
0 CR OF

12 'V VANDALISM'
46 '04 STEALING--OVER 50'
62 '12 WEAPONS'
86 '20 DRUNK'
122 '28 DRUNKEN DRIVING'

0 H 11 1P
0 CR OF

16 '0 FREQ. ABSENCE'
47 '05 STEALING--UNDER 50'
64 '13 VANDALISM'
92 '21 SHOPLIFTING'
118 '29 OTHER CRIME'

0 H 21 1P
0 CR OF

10 'R.CT J.CT'

0						34	'M	H	D	P	F	E	V	0'
0						60	'B	1	0	01	02	03	04	05
0						84	'6	07	08	09	10	11	12	13
0						108	'4	15	16	17	18	19	20	21
0						130	'2	23	24	25	26	27	28	29'

T 1 L1

0						DC			10
0						TM	48		13
0						TH	48		16
0						TD	48		19
0						TR	48		22
0						TF	48		25
0						TE	48		28
0						TV	48		31
0						TQ	48		34
0						TB	48		37
0						TA	48		40
0						TO	48		43
0						T01	48		46
0						T02	48		49
0						T03	48		52
0						T04	48		55
0						T05	48		58
0						T06	48		61
0						T07	48		64
0						T08	48		67
0						T09	48		70
0						T10	48		73
0						T11	48		76
0						T12	48		79
0						T13	48		82
0						T14	48		85
0						T15	48		88
0						T16	48		91
0						T17	48		94
0						T18	48		97
0						T19	48		100
0						T20	48		103
0						T21	48		106
0						T22	48		109
0						T23	48		112
0						T24	48		115
0						T25	48		118
0						T26	48		121
0						T27	48		124
0						T28	48		127
0						T29	48		130

F P 1
 FCLIK IP F 372 372 8AI 1 DISK
 FRECL IS F 21 21 DISK
 FPRINT C F 132 132 OF PRINTER
 F*THIS PROGRAM TALLIES RECIDIVISM CHARGED TO CORRECTION SOURCES
 ICLIK NS C1

I	1	8	CD	M1
I	11	25	LN	
I	26	35	FN	
I	36	36	I	11
I	37	56	ADDR	
I	82	870	CCNT	
I	167	1720	ASSIGN	
I	278	2830	ASSESS	
I	134	134	REF	
I	290	2950	TERM	03
I	296	297	REAS	
I	298	298	STA	
I	236	2370	TEST	04
I	236	239	CAG	

I RECL NS C2

I	2	9	CD	M1
I	10	150	RDT	
I	16	19	ROFF	
I	20	21	DIS	

C	01	Z-ADCO	COUNT	30
C	01	MCVE ' '	DIS1	
C	02 MR	SETOF		070809
C	C2 MR	SETCF		10
C	02 MR 1	ADD COUNT	CCUNT	
C	02 MR COUNT	COMP 1		06 05
C	02 MR 05AG	COMP 0001		07
C	02 MR 05AG	COMP 0003		08
C	02 MR 05AG	COMP 0004		09

C	02 MR 05	SETON		07
C	02 MR 05	SETON		10
C	02 MR 06DIS1	COMP 'YS'		07

C	02 MR 06DIS1	COMP 'CT'		08
C	02 MR 06DIS1	COMP 'JC'		08
C	02 MR 06DIS1	COMP 'WR'		09

C	02 MR 071	ADD TYS	TYS	40
C	02 MR 081	ADD TCT	TCT	40
C	02 MR 091	ADD TWR	TWR	40
C	02 MR 101	ADD TCTH	TCTH	40
C	02 MR	MOVE DIS	DIS1	2

C PRINT H 203 1P
O CR CF

C	UPDATE Y	8
C	70	'YOUTH RECIDIVISM COU'
C	79	'NT SPREAD'

C H 1 1P
C CR CF

C	63	'CONTACT ASSIGN ASSESS'
C	82	'REF DISCH. STATUS'
C	100	'---RECIDIVISM---
C	120	'RECIDIVISM TICKEY'

C H 1 1P

H P
 FCARDIN IP F 96 96 MFCU2
 FCLIK UC F 372 372R 8AI 1 DISK
 FPRINT O F 132 132 PRINTER
 F*THIS PROGRAM UPDATES CLIK FILE WITH RECIDIVISMS
 ICARDIN NS 01 1 CR
 I 2 9 CODE
 I 10 15 DT
 I 16 19 CF
 I 20 21 DIS

ICLIK NS
 C 01 CODE CHAINCLIK 99
 CCLIK D CIN99
 C DT 120
 C CF 124
 D DIS 126
 OPRINT D 01 99
 O 12 'INVALID CODE'
 O CODE 25

10 H P 1
 20 FCLIK IP F 372 372 8AI 1 DISK
 30 FACTION1 IS F 114 114 DISK
 40 FRECL IS F 21 21 DISK
 50 FPRINT O F 132 132 OF PRINTER
 60 FT0101A O F 132 132 8AI 1 DISK U U1
 70 FT0101B O F 132 132 DISK U1
 80 F*THIS PROG BUILDS EVALUATION TO1 MAIN BODY AND BUILDS FILES TO DISPLAY TO1
 90 ICLIK NS 01

100 I 1 8 CD1 LIM1
 110 I 10 10 DEL 02
 130 I 74 77 CT
 140 I 92 93OAGE
 150 I 94 94 RACE
 160 I 95 95 SEX
 170 I 112 112 SCH
 180 I 134 134 REF
 190 I 135 135 ADM
 200 I 136 137OYIRM
 210 I 140 141OYIRY
 220 I 157 157 PP
 230 I 158 161 OFF
 240 I 162 162 POL
 250 I 167 168OAM 29
 260 I 171 172OAY
 270 I 236 239OAG
 280 I 247 249 PROB1
 290 I 278 279OSM 03
 300 I 282 283OSY
 310 I 290 291ODM
 320 I 294 295ODY 04
 330 I 296 297 STA2
 340 I 298 298 STA1
 350 I 301 303 PROB2
 360 I 304 306 PROB3

350 I ACTION1 NS 05 114 CA
 360 I 1 8 CD M1
 370 I 17 17OHR
 380 I 18 19OMN
 390 I 56 56 CMGT 06
 400 I 67 67 COUNS 07
 410 I 78 78 QTH 08
 420 I 89 89 STA 09
 430 I 50 51OSTAM
 440 I 54 55OSTAY

450 I NS 10 114 CB
 460 I 1 8 CD M1
 470 I RECL NS 11 1 CR
 480 I 2 9 CD M1
 490 I 10 11ORM
 500 I 14 15ORY
 510 I 16 19 ROFF

520 C 01 SETOF 161718
 530 C 01 SETOF 192021
 540 C 01 SETOF 222324
 550 C 01 SETOF 252627
 560 C 01 SETOF 283031
 570 C 01 SETOF 323334
 580 C 01 SETOF 353637
 590 C 01 SETOF 383940
 600 C 01 SETOF 414243
 610 C 01 SETOF 444546

620	C	01		SETOF		474849	
630	C	01		SETOF		505152	
640	C	01		SETOF		535455	
650	C	01		SETOF		565758	
660	C	01		SETOF		596061	
670	C	01		SETOF		626364	
680	C	01		SETOF		656667	
690	C	01		SETOF		68	
700	C	01		MOVE	' ' OF01	4	
710	C	01		MOVE	' ' OF02	4	
720	C	01		MOVE	' ' OF03	4	
730	C	01		MOVE	' ' OF04	4	
740	C	01		MOVE	' ' OF05	4	
750	C	01		MOVE	' ' OF06	4	
760	C	01		MOVE	' ' OF07	4	
770	C	01		MOVE	' ' OF08	4	
780	C	01		MOVE	' ' OF09	4	
790	C	01		MOVE	' ' OF10	4	
800	C	01		MOVE	' ' OF11	4	
810	C	01		MOVE	' ' OF12	4	
820	C	01		Z-ADDO	CMN		
830	C	01		Z-ADDO	CON		
840	C	01		Z-ADDO	DTN		
850	C	01		Z-ADDO	CMT		
860	C	01		Z-ADDO	COT		
870	C	01		Z-ADDO	OTT		
880	C	01		SETOF		15	
890	C	01N02		SETON		15	
900	C	15		GOTO	END		
910	C	01		Z-ADDO	STAM3	20	
920	C	01		Z-ADDO	STAY3	20	
930	C	01		MOVE	' ' STA3	1	
940	C	01	N29YIRY	COMP	AY	16	
950	C	01	16N2912	ADD	AM AM		
960	C	01	N29AM	SUB	YIRM AM		
970	C	01	N29AM	COMP	1	1717	ASST
980	C	01	N29AM	COMP	2	18	
990	C	01	N29AM	COMP	3	19	
1000	C	01	N29AM	COMP	4	20	
1010	C	01	N29AM	COMP	5	21	
1020	C	01	N29AM	COMP	6	22	
1030	C	01	N29AM	COMP	7	23	
1040	C	01	N29AM	COMP	8	24	
1050	C	01	N29AM	COMP	9	25	
1060	C	01	N29AM	COMP	10	26	
1070	C	01	N29AM	COMP	11	27	
1080	C	01	N29AM	COMP	12	28 28	
1090	C	01	N03YIRY	COMP	SY	30	
1100	C	01	3CN03SM	ADD	12 SM		
1110	C	01	N03SM	SUB	YIRM SM		
1120	C	01	N03SM	COMP	1	3131	
1130	C	01	N03SM	COMP	2	32	
1140	C	01	N03SM	COMP	3	33	
1150	C	01	N03SM	COMP	4	34	
1160	C	01	N03SM	COMP	5	35	
1170	C	01	N03SM	COMP	6	36	
1180	C	01	N03SM	COMP	7	37	
1190	C	01	N03SM	COMP	8	38	
1200	C	01	N03SM	COMP	9	39	
1210	C	01	N03SM	COMP	10	40	
1220	C	01	N03SM	COMP	11	41	
1230	C	01	N03SM	COMP	12	42 42	
1240	C	01	YIRY	COMP	UYEAR	43	

1250	C	01	43	UMONTH	ADD	12	MON	20	
1250	C	01	N43		MOVE	UMONTH	MON		
1270	C	01		MON	SUB	YIRM	MON		
1280	C	01		MON	COMP	1			4444
1290	C	01		MON	COMP	2			45
1300	C	01		MON	COMP	3			46
1310	C	01		MON	COMP	4			47
1320	C	01		MON	COMP	5			48
1330	C	01		MON	COMP	6			49
1340	C	01		MON	COMP	7			50
1350	C	01		MON	COMP	8			51
1360	C	01		MON	COMP	9			52
1370	C	01		MON	COMP	10			53
1380	C	01		MON	COMP	11			54
1390	C	01		MON	COMP	12		55	55
1400	C	01	N04		MOVE	DM	DM1	20	
1410	C	01	N04YIRY		COMP	DY			56
1420	C	01	56N04DM		ADD	12	DM		
1430	C	01	N04DM		SUB	YIRM	DM		
1440	C	01	N04DM		COMP	1			5757
1450	C	01	N04DM		COMP	2			58
1460	C	01	N04DM		COMP	3			59
1470	C	01	N04DM		COMP	4			60
1480	C	01	N04DM		COMP	5			61
1490	C	01	N04DM		COMP	6			62
1500	C	01	N04DM		COMP	7			63
1510	C	01	N04DM		COMP	8			64
1520	C	01	N04DM		COMP	9			65
1530	C	01	N04DM		COMP	10			66
1540	C	01	N04DM		COMP	11			67
1550	C	01	N04DM		COMP	12		68	68
1560	C	05	MR	HR	MULT	60	HMN	30	
1570	C	05	MR	HMN	ADD	MN	TMN	30	
1580	C	05	MRN06	TMN	ADD	CMN	CMN	50	
1590	C	05	MRN07	TMN	ADD	CON	CON	50	
1600	C	05	MRN08	TMN	ADD	OTN	OTN	50	
1610	C	05	MRN061		ADD	CMT	CMT	40	
1620	C	05	MRN071		ADD	COT	COT	40	
1630	C	05	MRN081		ADD	OTT	OTT	40	
1640	C	05	MRN09		MOVE	STAM	STAM3		
1650	C	05	MRN09		MOVE	STAY	STAY3		
1660	C	05	MRN09		MOVE	STA	STA3		
1670	C	11	MR	YIRY	COMP	RY			70
1680	C	11	MR	70RM	ADD	12	RM		
1690	C	11	MR	RM	SUB	YIRM	RM		
1700	C	11	MR	RM	COMP	1			7171
1710	C	11	MR	RM	COMP	2			72
1720	C	11	MR	RM	COMP	3			73
1730	C	11	MR	RM	COMP	4			74
1740	C	11	MR	RM	COMP	5			75
1750	C	11	MR	RM	COMP	6			76
1760	C	11	MR	RM	COMP	7			77
1770	C	11	MR	RM	COMP	8			78
1780	C	11	MR	RM	COMP	9			79
1790	C	11	MR	RM	COMP	10			80
1800	C	11	MR	RM	COMP	11			81
1810	C	11	MR	RM	COMP	12		82	82
1820	C	11	MR	71	MOVE	ROFF	OF01		
1830	C	11	MR	72	MOVE	ROFF	OF02		
1840	C	11	MR	73	MOVE	ROFF	OF03		
1850	C	11	MR	74	MOVE	ROFF	OF04		
1860	C	11	MR	75	MOVE	ROFF	OF05		
1870	C	11	MR	76	MOVE	ROFF	OF06		

1880	C	11	MR	77	MOVF	R0FF	DF07		
1890	C	11	MR	78	MOVE	R0FF	DF08		
1900	C	11	MR	79	MOVE	R0FF	DF09		
1910	C	11	MR	80	MOVE	R0FF	DF10		
1920	C	11	MR	81	MOVF	R0FF	DF11		
1930	C	11	MR	82	MOVE	R0FF	DF12		
1940	C			FND	TAG				
1950	CL1	04		MCN	COMP	0		69	
1960	CL1	04		N69CMN	DIV	MGN	CMND	40	
1970	CL1	04		N69CON	DIV	MON	COND	40	
1980	CL1	04		N69OTN	DIV	MON	OTND	40	
1990	CL1	04		N69CMT	DIV	MON	CMC	31	
2000	CL1	04		N69COT	DIV	MON	COC	31	
2010	CL1	04		N69OTT	DIV	MON	OTC	31	
2020	CLIN04			DM	COMP	0		69	
2030	CLIN04			N69CMN	DIV	DM	CMND	40	
2040	CLIN04			N69CON	DIV	DM	COND	40	
2050	CLIN04			N69OTN	DIV	DM	OTND	40	
2060	CLIN04			N69CMT	DIV	DM	CMC	31	
2070	CLIN04			N69COT	DIV	DM	COC	31	
2080	CLIN04			N69OTT	DIV	DM	OTC	31	
2090	CL1			69	MOVE	CMT	CMC		
2100	CL1			69	MOVE	COT	COC		
2110	CL1			69	MOVE	OTT	OTC		
2120	CL1			69	MOVE	CMN	CMND		
2130	CL1			69	MOVE	CON	COND		
2140	CL1			69	MOVE	OTN	OTND		
2150	OPRINT	H	03		1P				
2160	0		OR		OF				
2170	0				UPDATE Y	8			
2180	0					71	'EVALUATION T01'		
2190	0		H 2		1P				
2200	0		CR		OF				
2210	0					10	'R'		
2220	0					19	'P'		
2230	0					40	'S A R S'		
2240	0					72	'AVERAGE CONT S'		
2250	0					100	'A-ASSIGN S-ASSESS'		
2260	0					122	'C-CURRENT D-DISCHARGE'		
2270	0		H 1		1P				
2280	0		CR		OF				
2290	0					12	'E P'		
2300	0					19	'O'		
2310	0					40	'C G A E'		
2320	0					59	'ACTION PER MO PER'		
2330	0					78	'MO-MINUTES T STA'		
2340	0					107	'CLIENT EVENTS SINCE INTA'		
2350	0					131	'KE LISTED CRON. BY MONTH'		
2360	0		H 11		1P				
2370	0		CR		OF				
2380	0					6	'CODE'		
2390	0					19	'F P OFF L'		
2400	0					32	'PROBLEM IND'		
2410	0					45	'H E C X CAMT'		
2420	0					60	'COUN OTH CAMT'		
2430	0					72	'COUN OTH A'		
2440	0					79	'DATE'		
2450	0					106	'1 2 3 4 5 6'		
2460	0					132	'7 8 9 10 11 12/0'		
2470	0		T 1		LIN15				
2480	0				CD1	3			
2490	0				REF	10			
2500	0				PP	12			

2510	0	OFF		17	
2520	0	POL		19	
2530	0	PROB1		24	
2540	0	PROB2		28	
2550	0	PROB3		32	
2560	0	SCH		34	
2570	0	AGE		36	
2580	0	RACE		38	
2590	0	SEX		40	
2600	0	CMC	4	45	
2610	0	COC	4	50	
2620	0	OTC	4	55	
2630	0	CMND	4	60	
2640	0	COND	4	65	
2650	0	OTND	4	70	
2660	0	N04STA1		72	
2670	0	N04STA2		74	
2680	0	N04DM1	4	77	
2690	0			78	'/'
2700	0	N04DY	4	80	
2710	0	04STA3		72	
2720	0	04STAM3	4	77	
2730	0	04STAY3	4	80	
2740	0	OF01		87	
2750	0	OF02		91	
2760	0	OF03		95	
2770	0	OF04		99	
2780	0	OF05		103	
2790	0	OF06		107	
2800	0	OF07		111	
2810	0	OF08		115	
2820	0	OF09		119	
2830	0	OF10		123	
2840	0	OF11		127	
2850	0	OF12		131	
2860	0	T 11	LIN15		
	0			27	'ADMIS-'
	0	ADM		28	
2870	0	CT		37	
2880	0	AG		42	
2890	0	17		84	'A'
2900	0	18		88	'A'
2910	0	19		92	'A'
2920	0	20		96	'A'
2930	0	21		100	'A'
2940	0	22		104	'A'
2950	0	23		108	'A'
2960	0	24		112	'A'
2970	0	25		116	'A'
2980	0	25		120	'A'
2990	0	27		124	'A'
3000	0	28		128	'A'
3010	0	31		85	'S'
3020	0	32		89	'S'
3030	0	33		93	'S'
3040	0	34		97	'S'
3050	0	35		101	'S'
3060	0	36		105	'S'
3070	0	37		109	'S'
3080	0	38		113	'S'
3090	0	39		117	'S'
3100	0	40		121	'S'
3110	0	41		125	'S'

3120	0	42	129	'S'
3130	0	44	86	'C'
3140	0	45	90	'C'
3150	0	46	94	'C'
3160	0	47	98	'C'
3170	0	48	102	'C'
3180	0	49	106	'C'
3190	0	50	110	'C'
3200	0	51	114	'C'
3210	0	52	118	'C'
3220	0	53	122	'C'
3230	0	54	126	'C'
3240	0	55	130	'C'
3250	0	57	87	'D'
3260	0	58	91	'D'
3270	0	59	95	'D'
3280	0	60	99	'D'
3290	0	61	103	'D'
3300	0	62	107	'D'
3310	0	63	111	'D'
3320	0	64	115	'D'
3330	0	65	119	'D'
3340	0	66	123	'D'
3350	0	67	127	'D'
3360	0	68	131	'D'
3370	OT0101A T	LIN15 U1		
3380	0	CD1	8	
3390	0	REF	10	
3400	0	PP	12	
3410	0	OFF	17	
3420	0	PQL	19	
3430	0	PROB1	24	
3440	0	PROB2	28	
3450	0	PROB3	32	
3460	0	SCH	34	
3470	0	AGE	36	
3480	0	RACE	38	
3490	0	SEX	40	
3500	0	CMC	4 45	
3510	0	CDC	4 50	
3520	0	DTC	4 55	
3530	0	CMND	4 60	
3540	0	CCND	4 65	
3550	0	OTND	4 70	
3560	0	N04STA1	72	
3570	0	N04STA2	74	
3580	0	N04DM1	4 77	
3590	0		78	'/'
3600	0	N04DY	4 80	
3610	0	04STA3	72	
3620	0	04STAM3	4 77	
3630	0	04STAY3	4 80	
3640	0	DF01	87	
3650	0	DF02	91	
3660	0	DF03	95	
3670	0	DF04	99	
3680	0	DF05	103	
3690	0	DF06	107	
3700	0	DF07	111	
3710	0	DF08	115	
3720	0	DF09	119	
3730	0	DF10	123	
3740	0	DF11	127	

3750	0		OF12	131	
3760	0			132	'A'
3770	0	T01018	T		
3780	0		LIN15	UI	
	0			CD1	8
	0				27 'ADMIS-'
	0			ADM	28
3790	0			CT	37
3800	0			AG	42
3810	0		17	84	'A'
3820	0		18	88	'A'
3830	0		19	92	'A'
3840	0		20	96	'A'
3850	0		21	100	'A'
3860	0		22	104	'A'
3870	0		23	108	'A'
3880	0		24	112	'A'
3890	0		25	116	'A'
3900	0		26	120	'A'
3910	0		27	124	'A'
3920	0		28	128	'A'
3930	0		31	85	'S'
3940	0		32	89	'S'
3950	0		33	93	'S'
3960	0		34	97	'S'
3970	0		35	101	'S'
3980	0		36	105	'S'
3990	0		37	109	'S'
4000	0		38	113	'S'
4010	0		39	117	'S'
4020	0		40	121	'S'
4030	0		41	125	'S'
4040	0		42	129	'S'
4050	0		44	86	'C'
4060	0		45	90	'C'
4070	0		46	94	'C'
4080	0		47	98	'C'
4090	0		48	102	'C'
4100	0		49	106	'C'
4110	0		50	110	'C'
4120	0		51	114	'C'
4130	0		52	118	'C'
4140	0		53	122	'C'
4150	0		54	126	'C'
4160	0		55	130	'C'
4170	0		57	87	'D'
4180	0		58	91	'D'
4190	0		59	95	'D'
4200	0		60	99	'D'
4210	0		61	103	'D'
4220	0		62	107	'D'
4230	0		63	111	'D'
4240	0		64	115	'D'
4250	0		65	119	'D'
4260	0		66	123	'D'
4270	0		67	127	'D'
4280	0		68	131	'D'
4290	0			132	'B'

H P
 FCARDIN IN F 96 96 MFCU2
 FCLIK UC F 372 372R 8AI 1 DISK
 FPRINT C F 132 132 OF PRINTER
 F*THIS PROGRAM UPDATES CLIK FILE WITH REACTIVATIONS

ICARDIN NS 01 1 CA
 I 2 9 CODE

I
 ICLIK NS
 I 11 25 LNAM
 I 26 35 FNAM
 I 36 36 INT
 I 167 1720ASGNDT
 I 278 2830ASSET
 I 290 2950TERMDT
 I 296 298 REAS
 I 236 239 AGEN
 I 136 1410YIRD

C 01 CODE CHAINCLIK 99
 C 01N99 Z-ADDO ASSDT

CPRINT H 03 1P
 C CR OF
 C UDATE Y 8
 C 55 'REACTIVATION LIST'
 C 69 '---PRIOR STATUS'

C H 2 1P
 C CR CF
 C 59 'ASGN DATE TERM DATE'
 C 75 'REASON AGENCY'
 C 85 'YIR DATE'

C D 2 01N99
 C CCDE 8
 C LNAM 25
 C FNAM 36
 C INT 38
 C ASGNDTY 48
 C TERMDTYB 58
 C REAS B 65
 C AGEN B 74
 C YIRD Y 85

C D 2 01 99
 C 13 'INVALID CODE'
 C CCDE 25

CCLIK D 01N99
 C ASSDT 283
 C TERMDT 295
 C REAS 298
 C 235
 C AGEN 239

0004									
0001	FCLIK	IP	F	372	372R	311		1	DISK
0002	FCLIKS	IR	F	3	3	311			EDISK
0003	FPRINT	0	F	132	132		OF		PRINTER
0004	FAGEN	IC	F	44	44R	441		1	DISK
* THIS PROGRAM LISTS ASSIGNMENTS TO AGENCIES IN TOTAL CLIENTS									
0005	E	CLIKS	CLIK						
0006	ICLIK	NS	01						
0007	I							236	239 AG L1
0008	IAGEN	NS							
0009	I							5	39 NAME
0010	0	01		1				ADD COUNT	COUNT 50
0011	011			AG				CHAINAGEN	99
0012	0PRINT	4		203		1P			
0013	0		OR			OF			
0014	0							UPDATE Y	3
0015	0							08	'AGENCY NUMBER ASSIGNMENT'
0016	0		T 1			LI			
0017	0							AG	4
0018	0							099NAME	45
0019	0							COUNT 4B	52

```

H   P
FCLIK   UP   F 372 372 8AI   1 DISK
F* THIS PROGRAM UPDATES CLIK FOR STATUS IN PROG., ENROLLMENT, PREVIOUS FNRO
ICLIK   NS   01
I                               136 1370IMD
I                               140 1410IYR
I                               290 2910TMD
I                               294 2950TYR
C   01   EXCPT
C   01   SETOF   040506
C   01   SETOF   070909
C   01   IYR     COMP UYEAR   0303
C   01N03   IMD   COMP UMONTH   040406
C   03
COR 04   SETON   05
C   01N02   TYR   COMP UYEAR   0707
C   01N02N07TMD   COMP UMONTH   08
C   01N08N02   SETON   09
OCLIK   D       01
O       05N09   127 'A'
O       06     127 'B'
O       08     128 'D'
O       E       01
O       128 ' '

```


H 0
FCARDIN IP F 96 96 MFCU2
FREC 0 F 21 21 DISK
F*THIS PROGRAM BUILDS REC FILE
ICARDIN NS 01 1 CR
I 1 21 REC
DREC 0 01
0 REC 21

H P
 FCARDIN IP F 96 96 MFCU2
 FCLIK UC F 372 372R 8AI 1 DISK
 FPRINT O F 132 132 PRINTER
 F*THIS PROGRAM POSTS INTRA-SYSTEM TRANSFERS

ICARDIN NS 01 1 CG
 I 2 9 CODE
 I 10 13 NAG
 I 14 14 NADM
 I 15 200NADT

ICLIK NS
 I 11 25 LN
 I 26 35 FN
 I 36 36 I 02
 I 167 17200ADT
 I 236 239 OAG

C 01 CODE CHAINCLIK 99

OCLIK D 01N99
 O 283 ' '
 O 235 ' '
 O NAG 239
 O NADM 135
 O NADT 172

OPRINT H 03 1P
 O UDATE Y 8
 O 59 'INTRA-SYSTEM TRANSFER UP'
 O 64 'DATES'

O H 21 1P
 O 62 'OLD ASSIGN OLD AGENCY'
 O 86 'NEW ADMIS NEW ASSIGN'
 O 98 'NEW AGENCY'

O D 1 01N99
 O CODE 8
 O LN 25
 O FN 36
 O I 38
 O NO2 39 '.'
 O OADT Y 49
 O OAG 58
 O NADM 63
 O NADT Y 85
 O NAG 94

O D 11 01 99
 O 13 'INVALID CODE'
 O CODE 25

H P
 FRCLIK7 IR F 3 3 3IT EDISK
 FCLIK IP F 372 372P 8II 1 DISK
 FPRINT O F 132 132 OF PRINTER
 F*THIS PROGRAM LISTS CUMULATIVE INTRA-SYSTEM TRANSFERS
 F BCLIK7 CLIK
 ICLIK NS 01

I 1 8 CODE
 I 11 25 LN
 I 26 35 FN
 I 36 36 I 02
 I 136 1410YIR
 I 167 1720ASIGN
 I 135 135 ADMIS
 I 236 239 AG

O PRINT H 03 1P
 O CR OF

UPDATE Y 8
 50 'CUMULATIVE INTRA-SYS'
 63 'TEM TRANSFERS'

O H 21 1P
 O CR OF

56 'AGENCY YIR DATE'
 73 'ASSIGNED ADMIS'

O D 1 01

CODE 8
 LN 25
 FN 36
 I 38
 NO2 39 '.'
 AG 45
 YIR Y 56
 ASIGN Y 66
 ADMIS 71

H D
 FT0101B IP F 132 132R I DISK
 FRCLIK8 IP F 3 3 3IT EDISK
 FT0101A IC F 132 132R 8AI 1 DISK
 FPRINT C F 132 132 OF PRINTER
 F*THIS PROGRAM PRINTS EVALUATION T01 BY AGENCY

E RCLIK8 T0101B
 IT0101B NS C1 132 CB

I 1 8 CODE
 I 39 42 AG L1
 I 9 131 REC1

IT0101A NS
 I 1 131 REC2
 C 01 CODE CHAINT0101A 99

DPRINT D 03 L1
 D CR OF
 UDATE Y 8
 71 'EVALUATION T01'
 D 1 L1
 D CR OF
 64 'AGENCY'
 70
 D 2 L1
 D CR OF
 10 'R'
 19 'P'
 40 'S A R S'
 72 'AVERAGE CONT S'
 100 'A-ASSIGN S-ASSESS'
 122 'C-CURRENT D-DISCHARGE'
 D 1 L1
 D CR OF
 12 'E P'
 19 'O'
 40 'C G A E'
 59 'ACTION PER MD PER'
 78 'MD-MINUTES T STA'
 107 'CLIENT EVENTS SINCE INTA'
 131 'KE LISTED CRON. BY MONTH'
 D 11 L1
 D CR OF
 6 'CODE'
 19 'F P OFF L'
 32 'PROBLEM IND'
 45 'H E C X CAMT'
 60 'COUN OTH CAMT'
 72 'COUN OTH A'
 79 'DATE'
 106 '1 2 3 4 5 6'
 132 '7 8 9 10 11 12/3'
 D 1 01N99 REC2 131
 D 11 01N99 REC1 131

H P
 FCLIK IP F 372 372R 8II 1 DISK
 FCCLIK1 IR F 3 3 3IT EDISK
 FPROB IC F 78 78R 3AI 1 DISK
 FNEED IC F 94 94R 2AI 1 DISK
 FAGEN IC F 39 39R 4AI 1 DISK
 FPRINT O F 132 132 OF PRINTER
 FNEED01 O F 32 32 DISK
 FPROB01 O F 32 32 DISK

F*THIS PROGRAM LISTS PROBLEMS AND NEED PER CLIENT AND BUILDS SUMMARY FILES

E CCLIK1 CLIK
 ICLIK NS CI

I	1	8	CODE	
I	296	297	DDDET	
I	298	298	D	
I	136	137	OIDM	
I	138	139	IDA	
I	140	141	IYR	
I	290	291	TMD	02
I	292	293	TDA	
I	294	295	TYR	
I	247	249	P1	03
I	301	303	P2	04
I	304	306	P3	05
I	307	309	P4	06
I	310	312	P5	07
I	252	253	N1	08
I	254	257	S1	09
I	325	326	N2	10
I	327	330	S2	11
I	331	332	N3	12
I	333	336	S3	13
I	337	338	N4	14
I	339	342	S4	15
I	343	344	N5	16
I	345	348	S5	17
I	349	350	N6	18
I	351	354	S6	19
I	355	356	N7	20
I	357	360	S7	21
I	236	239	AG	L1
I	247	247	OD1	
I	301	301	OD2	
I	304	304	OD3	
I	307	307	OD4	
I	310	310	OD5	

I PROB NS
 I
 I NEED NS
 I
 I AGEN NS
 I

4 78 REC1
 3 94 REC2
 5 39 REC3

C	01N02	TYR	SUB	IYR	YR	20
C	01N02	TMD	SUB	IMO	MO	20
C	01N02	TDA	SUB	IDA	DA	20
C	01N02	YP	MULT	360	PROG	
C	01N02	MD	MULT	30	MOHOLD	
C	01N02	MOHOLD	ADD	PROG	PROG	
C	01N02	CA	ADD	PROG	PROG	
C	01 02	UYEAR	SUB	IYR	YR	
C	01 02	UMGNTH	SUB	IMO	MO	
C	01 02	UDAY	SUB	IDA	DA	

C	01	02	YP	MULT	360	PRG	40	
C	01	02	MO	MULT	30	MOHOLD	30	
C	01	02	MOHOLD	ADD	PRG	PRG		
C	01	02	CA	ADD	PRG	PRG		
C	01			SETON				33
C	01		P1	CHAINPROB				98
C	01N98		D1	COMP	8			34
C	01N98			MOVE	P1	PHOLD	3	
C	01N98			EXCPT				
C	01		P2	CHAINPROB				93
C	01N98		D2	COMP	8			34
C	01N98			MOVE	P2	PHOLD	3	
C	01N98			EXCPT				
C	01		P3	CHAINPROB				98
C	01N98		D3	COMP	8			34
C	01N98			MOVE	P3	PHOLD	3	
C	01N98			EXCPT				
C	01		P4	CHAINPROB				93
C	01N98		D4	COMP	8			34
C	01N98			MOVE	P4	PHOLD	3	
C	01N98			EXCPT				
C	01		P5	CHAINPROB				93
C	01N98		D5	COMP	8			34
C	01N98			MOVE	P5	PHOLD	3	
C	01N98			EXCPT				
C	01			SETOF				33
C	01			SETON				35
C	01		N1	CHAINNEED				97
C	01N97		S1	CHAINAGEN				98
C	01N97			MOVE	N1	ND	2	
C	01N97			EXCPT				
C	01		N2	CHAINNEED				97
C	01N97		S2	CHAINAGEN				98
C	01N97			MOVE	N2	ND	2	
C	01N97			EXCPT				
C	01		N3	CHAINNEED				97
C	01N97		S3	CHAINAGEN				98
C	01N97			MOVE	N3	ND	2	
C	01N97			EXCPT				
C	01		N4	CHAINNEED				97
C	01N97		S4	CHAINAGEN				98
C	01N97			MOVE	N4	ND	2	
C	01N97			EXCPT				
C	01		N5	CHAINNEED				97
C	01N97		S5	CHAINAGEN				98
C	01N97			MOVE	N5	ND	2	
C	01N97			EXCPT				
C	01		N6	CHAINNEED				97
C	01N97		S6	CHAINAGEN				98
C	01N97			MOVE	N6	ND	2	
C	01N97			EXCPT				
C	01		N7	CHAINNEED				97
C	01N97		S7	CHAINAGEN				98
C	01N97			MOVE	N7	ND	2	
C	01N97			EXCPT				
C				SETOF				35
C	01			SETON				36
C	01			EXCPT				
C	01			SETOF				36

OPRINT D 203 L1
 CR OF

U DATE Y 8

64. 'PROBLEM/SERVICE ANALYSIS'

0				86	'--INDIVIDUAL BY AGENCY'
0			AG	91	
0	E 1	33			
0			N34	23	'PROBLEM INDICATOR--'
0			34	23	'** DIAGNOSIS--'
0			N98REC1	110	
0			PHOLD	114	
0	E 1	35			
0			ND	3	
0				4	'--'
0			N97REC2	96	
0			N98REC3	132	
0	E 11	36			
0				18	'DISCHARGE STATUS'
0			D	20	
0			DDET 4	23	
0	E 1	36			
0				16	'DAYS IN PROGRAM'
0			PROG 4	23	
0	E 11	36			
0				24	'-----'
0	OPROB01	F			
0		33			
0			CODE	8	
0			AG	12	
0			02	13	'X'
0			N02D	13	
0			PHOLD	16	
0			PROG	20	
0	ONEED01	F			
0		35			
0			CODE	3	
0			AG	12	
0			02	13	'X'
0			N02D	13	
0			ND	15	
0			PROG	19	

H 2 1
 FPROB01 IP F 32 32R I DISK
 FCCLIK2 IR F 3 3 3IT EDISK
 FPROB IC F 78 78R 3AI 1 DISK
 FAGEN IC F 39 39R 4AI 1 DISK
 FPRINT O F 132 132 OF PRINTER
 F*THIS PROGRAM LISTS PROBLEMS BY AGENCY

E CCLIK2 PROB01
 IPROB01 NS 01

I 9 12 AG L2
 I 13 13 STA
 I 14 16 P L1
 I 17 200PROG

IPROB NS
 IAGEN NS

I 4 78 REC1
 I 5 39 REC2

C	L1		Z-ADDO	SAT		
C	L1		Z-ADDO	UNSAT		
C	L1		Z-ADDO	APROG		
C	L1		Z-ADDO	COUNT		
C	L2	AG	CHAINAGEN			98
C	01	1	ADD COUNT	COUNT	50	
C	01	STA	COMP 'D'			02
C	01NO2	STA	COMP 'E'			02
C	01	STA	COMP 'X'			03
C	01 C2	1	ADD SAT	SAT	40	
C	01NO2NO31		ADD UNSAT	UNSAT	40	
C	01	PROG	ADD APROG	APROG	50	
CL1		SAT	DIV COUNT	SUC	43H	
CL1		P	CHAINPROB			99

O PRINT D 203 L2
 O CR OF

UPDATE Y 8

72 'PROBLEM ANALYSIS BY'
 79 'AGENCY'

O D 1 L2
 O CR OF

17 'AGENCY-'

AG 23

N98REC2 60

111 'DISCHARGE SUCCESS MAN'

O D 1 L2
 O CR OF

10 'PROBLEM'

103 'OCCUR SAT UNSAT RATE'

112 'DAYS'

O T 1 L1

P 3

N99REC1 80

COUNT 4 86

SAT 4 91

UNSAT 4 97

SUC 4 104

APROG 4 112

H P 1
 FPRC01 IP F 32 32R I DISK
 FCCLIK3 IR F 3 3 3IT EDISK
 FPRCB IC F 78 78R 3AI 1 DISK
 FPRINT O F 132 132 OF PRINTER
 F*THIS PROGRAM LISTS TOTAL PROBLEM BY FILE

F CCLIK3 PR0801

I PRC01 NS 01

I 13 13 STA
 I 14 16 P L1
 I 17 200PROG

I PRCB NS

I 4 78 REC1

C L1 Z-ADDD SAT
 C L1 Z-ADDD UNSAT
 C L1 Z-ADDD APROG
 C L1 Z-ADDD COUNT
 C 01 I ADD COUNT COUNT 60
 C 01 STA CCMP 'D' 02
 C 01N02 STA CCMP 'E' 02
 C 01 STA CCMP 'X' 03
 C 01 02 I ADD SAT SAT 40
 C 01N02N03 I ADD UNSAT UNSAT 40
 C 01 PROG ADD APROG APROG 60
 CLI SAT DIV COUNT SUC 43H
 CLI P CHAINPROB 99

OFRINT H 03 1P
 O CR OF

UPDATE Y 8

77 'PROBLEM ANALYSIS BY TOTAL'
 78 'L'

H 1 1P
 CR OF

10 'PROBLEM'
 111 'DISCHARGE SUCCESS MAN'

H 11 1P
 CR OF

103 'OCCUR SAT UNSAT RATE'
 112 'DAYS'

T 1 L1

P 3
 N99REC1 80
 COUNT 4 86
 SAT 4 91
 UNSAT 4 97
 SUC 4 104
 APROG 4 112

H P 1
 FNEED01 IP F 32 32R I DISK
 FCCLIK4 IR F 3 3 3IT EDISK
 FNEED IC F 94 94R 2AI 1 DISK
 FAGEN IC F 39 39R 4AI 1 DISK
 FPRINT O F 132 132 OF PRINTER

F*THIS PROGRAM LISTS NEEDS BY AGENCY

E CCLIK4 NEEDC1
 INEED01 NS 01

I 9 12 AG L2
 I 13 13 STA
 I 14 15 N L1
 I 17 190PROG

INEED NS

I 3 94 RFC1
 IAGEN NS
 I 5 39 REC2

C L1 Z-ADDO SAT
 C L1 Z-ADDO UNSAT
 C L1 Z-ADDO APROG
 C L1 Z-ADDO CCUNT
 C L2 AG CHAINAGEN 98
 C 01 1 ADD CCUNT CCUNT 50
 C 01 STA CCMP 'D' 02
 C 01NO2 STA CCMP 'E' 02
 C 01 STA CCMP 'X' 03
 C 01 02 1 ADD SAT SAT 40
 C 01NO2NO31 ADD UNSAT UNSAT 40
 C 01 PROG ADD APRUG APROG 50
 CL1 SAT DIV COUNT SUC 43H
 CL1 N CHAINNEED 99

OPRINT D 203 L2
 O OR OF

UPDATE Y 8

76 'NEED ANALYSIS BY AGENCY'

O D 1 L2
 O OR OF

17 'AGENCY-'

AG 23

N98REC2 60

130 'DISCHARGE SUCCESS MAN'

O D 1 L2
 O OR OF

14 'NEED'

122 'OCCUR SAT UNSAT RATE'

131 'DAYS'

O T 1 L1

N 3

N99REC1 99

COUNT 4 105

SAT 4 110

UNSAT 4 116

SUC 4 123

APROG 4 131

H P 1
 FNEED01 IP F 32 32R I DISK
 FCCLIK5 IP F 3 3 3IT EDISK
 FNEED IC F 94 94R 2AI 1 DISK
 FPRINT O F 132 132 OF PRINTER

F*THIS PROGRAM LISTS TOTAL NEEDS BY FILE

E CCLIK5 NEED01

INEED01 NS 01

I 13 13 STA
 I 14 15 N L1
 I 16 190PRG

INEED NS

I 3 94 RECI

C	L1		Z-ADDO	SAT		
C	L1		Z-ADDO	UNSAT		
C	L1		Z-ADDO	APROG		
C	L1		Z-ADDO	COUNT		
C	01	1	ADD COUNT	COUNT	60	
C	01	STA	COMP 'D'			02
C	01NO2	STA	COMP 'E'			02
C	01	STA	COMP 'X'			03
C	01 02	1	ADD SAT	SAT	40	
C	01NO2NO31		ADD UNSAT	UNSAT	40	
C	01	PRG	ADD APROG	APROG	60	
CL1		SAT	DIV COUNT	SUC	43H	
CL1		N	CHAINFFD			99

OPRINT H 03 1P

O CR 0F

U DATE Y 8

75 'NEED ANALYSIS BY TOTAL'

O H 1 1P

O CR 0F

14 'NEED'

130 'DISCHARGE SUCCESS MAN'

O H 11 1P

O CR 0F

122 'OCCUR SAT UNSAT RATE'

131 'DAYS'

O T 1 L1

N 3

N99RECI 99

COUNT 4 105

SAT 4 110

UNSAT 4 116

SUC 4 123

APROG 4 131

4.45 -- CLIK - ACLIK1

```
// LOAD WDSORT,F1
// NOHALT
// FILE NAME-INPUT,UNIT-F1,PACK-YSJ1,LABEL-CLIK
// FILE NAME-WORK,UNIT-F1,PACK-F1F1F1,TRACKS-17,RETAIN-S
// FILE NAME-OUTPUT,UNIT-F1,PACK-F1F1F1,LABEL-ACLIK1,TRACKS-3
// RUN
HSORTA      26A      1      3
FNC  11  25
FNC  26  35
FNC  30  36
```

4.46 CLIK - ACLIKZ

```
// LOAD WDSORT,F1
// FILE NAME-INPUT,UNIT-F1,PACK-YSJ1,LABEL-CLIK
// FILE NAME-WORK,UNIT-F1,PACK-F1F1F1,TRACKS-17,RETAIN-S
// FILE NAME-OUTPUT,UNIT-F1,PACK-F1F1F1,LABEL-ACLIKZ,TRACKS-3
// RUN
HSORTA      16A      1      3
0 0 290 295 TC000000
DPC  10  10EQC1
1
FNC  236  259
FNC  171  172
FNC  167  168
FNC  169  170
FNC   1   0
```

4.47 CLIENT/MASTER FILE BACKUP AND REORGANIZATION

```
----- // NOHAET-----  
// LOAD $INIT,FI  
// RUN  
----- // UNIT-TYPE-CLEAN,UNIT-R2  
// VOL PACK-WORK  
// END  
// LOG OFF  
// LOAD $COPY,FI  
// FILE NAME-COPYIN,UNIT-R1,PACK-YS01,LABEL-CLIK  
// FILE NAME-COPYD,UNIT-R2,PACK-WORK,LABEL-CLIK,RECORDS-5000  
// RUN  
// COPYFILE OUTPUT-DISK,DELETE-'10,1'  
// END  
----- // LOAD $DELET,FI  
// RUN  
----- // REMOVE PACK-YS01,UNIT-R1,LABEL-CLIK  
// END  
// LOAD $COPY,FI  
// FILE NAME-COPYIN,UNIT-R2,PACK-WORK,LABEL-CLIK  
// FILE NAME-COPYD,UNIT-R1,PACK-YS01,LABEL-CLIK,RECORDS-5000  
// RUN  
// COPYFILE OUTPUT-DISK  
// END  
// LOAD $LABEL,FI  
// RUN  
// DISPLAY UNIT-R1,LABEL-VTCC
```

4.48 CLIK = ACLIK4

```
// LOAD BDSORT,F1
// FILE NAME=INPUT,UNIT=R1,PACK=YSJ1,LABEL=CLIK
// FILE NAME=WORK,UNIT=F1,PACK=F1F1F1,RETAIN=S,TRACKS=5
// FILE NAME=OUTPUT,UNIT=F1,PACK=F1F1F1,TRACKS=5,LABEL=ACLIK4
// RUN
```

```
HSORTA    36A      .1    3
U C   10   10EQC1
DDC  290  2953TC000000
1
FNC  230  239
FNC  230  235
FNC   11   25
FNC   20   35
FNC   30   30
```

4.49 CLIK - BCLIK2

```
// LOAD BDSORT,F1
// FILE NAME=INPUT,UNIT=R1,PACK=YSJ1,LABEL=CLIK
// FILE NAME=WORK,UNIT=F1,PACK=F1F1F1,RETAIN=S,TRACKS=30
// FILE NAME=OUTPUT,UNIT=F1,PACK=F1F1F1,TRACKS=5,LABEL=BCLIK2
// RUN
```

```
HSORTA    36A      1    3
U C   10   10EQC1
DDC  290  2953TC000000
DDC  270  283LEC000000
DDC  236  239EQC1000
DDC  230  239EQC+000
I C   300  306LTC75
IUC  301  304LTC0213
FNC  230  239
FNC  230  235
FNC   11   25
FNC   20   35
FNC   30   30
```

4.50 CLIK - BCLIK3

```
// FILE NAME=INPUT,UNIT=R1,PACK=YS01,LABEL=CLIK  
// FILE NAME=WORK,UNIT=F1,PACK=F1F1F1,RETAIN=5,TRACKS=30  
// FILE NAME=OUTPUT,UNIT=F1,PACK=F1F1F1,TRACKS=5,LABEL=BCLIK3  
// RUN
```

```
HSURTA    35A    3  
D C 10 10E0C1  
D C 290 2956TC000000  
D C 270 2632QC000000  
D C 284 259E0C  
D C 299 279EQCA  
I C 268 269LIC75  
D C 284 237LIC0227  
FNC 236 239  
FNC 230 235  
FNC 11 25  
FNC 26 35  
FNC 30 38
```

4.51 CLIK - ACLIK5

```
// LOAD 30SURT,F1  
// FILE NAME=INPUT,UNIT=R1,PACK=YS01,LABEL=CLIK  
// FILE NAME=WORK,UNIT=F1,PACK=F1F1F1,TRACKS=15,RETAIN=5  
// FILE NAME=OUTPUT,UNIT=F1,PACK=F1F1F1,LABEL=ACLIK5,TRACKS=10  
// RUN
```

```
HSURTA    35A    2 3  
D C 290 2956TC000000  
D C 236 239EQC4000  
I  
FNC 236 239  
FNC 230 235  
FNC 11 25  
FNC 26 35  
FNC 30 38
```

4.52 CLIK - ACLIK7

```
// LOAD BDSORT,F1
// FILE NAME-INPUT,UNIT-R1,PACK-YSJ1,LABEL-CLIK
// FILE NAME-WORK,UNIT-F1,PACK-F1F1F1,RETAIN-S,TRACKS-10
// FILE NAME-OUTPUT,UNIT-F1,PACK-F1F1F1,LABEL-ACL IK7,TRACKS-5
// RUN
```

```
HSJRTA 30A 3
I C 290 295GTC000000
I C 167 172GTC120574
IAC 167 172LECI21274
FNC 230 239
FNC 230 235
FNC 11 25
FNC 20 35
FNC 50 36
```

4.53 CLIK - ACLIK8

```
// LOAD BDSORT,F1
// FILE NAME-INPUT,UNIT-R1,PACK-YSJ1,LABEL-CLIK
// FILE NAME-WORK,UNIT-F1,PACK-F1F1F1,TRACKS-5,RETAIN-S
// FILE NAME-OUTPUT,UNIT-F1,PACK-F1F1F1,LABEL-ACL IK8,TRACKS-5
// RUN
```

```
HSJRTA 21A 2 3
I C 290 295GTC
FNC 294 295
FNC 290 293
FNC 11 25
```


4.54 CLIK - BCLIK1

```
// LOAD BBSORT,F1
// FILE NAME=INPUT,UNIT=R1,PACK=YS01,LABEL=CLIK
// FILE NAME=WORK,UNIT=F1,PACK=F1F1F1,RETAIN=5,TRACKS=10
// FILE NAME=OUTPUT,UNIT=F1,PACK=F1F1F1,TRACKS=5,LABEL=BCLIK1
// RUN
HSURTA      4A      2      3
I C 236 239EQC4000
ODC 290 290GTC000000
I
ENC 236 239
```

4.55 CLIK - BELKJ6

```
// LOAD BBSORT,F1
// FILE NAME=INPUT,UNIT=R1,PACK=YS01,LABEL=CLIK
// FILE NAME=WORK,UNIT=F1,PACK=F1F1F1,TRACKS=10,RETAIN=5
// FILE NAME=OUTPUT,UNIT=F1,PACK=F1F1F1,LABEL=BCLIK6,TRACKS=5
// RUN
HSURTA      4A      2      3
I C 290 290LEC000000
ENC 236 239
```

4.56 INITIALIZE WORK PACK ON R2

```
// UNHALT
// LOAD BINIT,F1
// RUN
// UIN TYPE=CLEAR,UNIT=R2
// VOL PACK=WORK
// END
```

4.57 CAR - CART

```
// LOAD BDSORT,F1
// FILE NAME=INPUT,UNIT-F1,PACK-F1F1F1,LABEL-CAR
// FILE NAME=WORK,UNIT-R2,PACK-WORK,TRACKS-100,RETAIN-S
// FILE NAME=OUTPUT,UNIT-F1,PACK-F1F1F1,LABEL-CAR1,TRACKS-75
// RUN
      HSBKTR      14A          1X 96
      FNC      1      8
      FNC     54     55
      FNC     58     53
      FDC      1     96
// END
```

4.58 CAROS - CAROS1

```
// LOAD BDSORT,F1
// FILE NAME=INPUT,UNIT-F1,PACK-F1F1F1,LABEL-CAROS
// FILE NAME=WORK,UNIT-R2,PACK-WORK,TRACKS-50,RETAIN-S
// FILE NAME=OUTPUT,UNIT-F1,PACK-F1F1F1,LABEL-CAROS1,TRACKS-20
// RUN
      HSBKTR      14A          1X 113
      FNC      1      8
      FNC     15     14
      FNC      9     12
      FDC      1    113
```

4.59 CLIK - BCLIK7

```
// LOAD BDSORT,F1
// FILE NAME=INPUT,UNIT-R1,PACK-YSD1,LABEL-CLIK
// FILE NAME=WORK,UNIT-F1,PACK-F1F1F1,TRACKS-25,RETAIN-S
// FILE NAME=OUTPUT,UNIT-F1,PACK-F1F1F1,LABEL-BCLIK7,TRACKS-5
// RUN
      HSBKTA      26A          2X 3
      I C 135 135DECQ
      IAC 135 135LECY
      FNC     11     25
      FNC     26     35
      FNC     36     36
```

4.60 REC - RECI

```
// LOAD  BDSORT,F1
// FILE NAME-INPUT,UNIT-F1,PACK-F1F1F1,LABEL-REC
// FILE NAME-WORK,UNIT-F1,PACK-F1F1F1,TRACKS-15,RETAIN-S
// FILE NAME-OUTPUT,UNIT-F1,PACK-F1F1F1,LABEL-RECI,TRACKS-10
// RUN
      HSDRTR      14A      2X  21
      FNC      2      9
      FNC      14     13
      FNC      10     13
      FNC      1      21
```

4.61 T0101B - BCLJK3

```
// FILE NAME-INPUT,UNIT-R2,PACK-WORK,LABEL-T0101B
// FILE NAME-WORK,UNIT-F1,PACK-F1F1F1,TRACKS-10,RETAIN-S
// FILE NAME-OUTPUT,UNIT-F1,PACK-F1F1F1,LABEL-BCLJK3,TRACKS-5
// RUN
      HSDRTA      12A      3
      FNC      39     42
      FNC      1      8
```

4.62 CLIK - RCLIK1

```
// LOAD  BDSORT,F1
// FILE NAME-INPUT,UNIT-R1,PACK-YS01,LABEL-CLIK
// FILE NAME-WORK,UNIT-F1,PACK-F1F1F1,TRACKS-10,RETAIN-S
// FILE NAME-OUTPUT,UNIT-F1,PACK-F1F1F1,TRACKS-5,LABEL-RCLIK1
// RUN
```

4.63 CLIK - RCLIK2

```
// LOAD  BDSORT,F1
// FILE NAME-INPUT,UNIT-R1,PACK-YS01,LABEL-CLIK
// FILE NAME-WORK,UNIT-F1,PACK-F1F1F1,TRACKS-10,RETAIN-S
// FILE NAME-OUTPUT,UNIT-F1,PACK-F1F1F1,TRACKS-5,LABEL-RCLIK2
// RUN
```

APPENDIX A

PROBLEM DICTIONARY

PROBLEM DICTIONARY

<u>Problem Code</u>	<u>Description</u>
040.	Suspended from school
041	Alcoholic tendency
042	Excessive use of alcohol
043	Pushing drugs
044	Addictive use
045	Dependency use of drugs
046	Experimental use of drugs
047	Suicide, attempted
048	Behavior - overly talkative
049	Deficits or gaps in mastery of skills or knowledge all areas
050	Disruptive behavior defiant - defies authority of school, disrespectful
051	Behavior - hostile, unfriendly, bitter, estranged, alienated
052	Stays away from home without permission
053	Conflict with adults
054	Conflict with peers
055	Mental health - slow
060	Conflict with parents
062	Health care
063	Lack of parental control will not mind
064	Runaway
070	Disruptive behavior angry/anger display lacks self control
071	Disruptive behavior stealing
072	Disruptive behavior vandalism
073	Disruptive behavior defiant - defies authority of parent, disrespectful
074	Disruptive behavior refusal to work, little or no effort to do class work
075	Disruptive behavior fighting except violent acts
076	Disruptive behavior violent act
077	Disruptive behavior over aggressive
078	Disruptive behavior over active - hyperactive
079	Disruptive behavior
080	Non-disruptive behavior, overly shy
081	Non-disruptive behavior
082	Non-disruptive behavior, inattentive no interest
083	Non-disruptive behavior, bored
084	Non-disruptive behavior, lack of sustained attention
085	Non-disruptive behavior, pre-occupation unrelated to teacher's demands
086	Non-disruptive behavior, detached
087	Non-disruptive behavior, withdrawn
088	Other
090	Deficits or gaps in mastery of skills or knowledge, reading problem
091	Deficits or gaps in mastery of skills or knowledge
093	Underachievement, under expected rate of achievement in his grade
094	Incomplete listing
097	Drop-out
098	Promiscuous
099	Frequent absence

Problem CodeDescription

101	Over protective mother
102	Over protective father
103	Conflict between parents
104	Institutionalized by parents
105	Physical health problem
151	Poor in all personality traits
152	Staying away from home
156	Family on public assistance
157	Economic deprivation, low income, not on assistance
158	Bad influence, brother/sister
159	Bad influence, parents
161	Bad influence, adult
162	Bad influence, peers
165	Father absent and no adult male
166	Father absent but an adult male
167	Mother absent
168	Parent absent
169	Father in prison
188	Lack of parental attention or parental supervision
189	Family on public assistance - ADC only
192	No recreation
194	Incomplete listing
195	Lack of supervision, other than parent
196	Poor living conditions
901	Homicide
902	Rape
903	Robbery 1st Dg
904	Robbery 2nd Dg
905	Robbery 3rd Dg
906	Attempt robbery
907	Robbery
908	Assault W I Rape
909	Assault W I Rob
910	Assault W I Maim
911	Assault W I Kill
912	Burglary
913	Stealing over 50
914	Stealing under 50
915	Stealing from person
916	Auto-theft
917	Steal motor vehicle
918	Drive w/o consent
919	Ride w/o consent
920	Attempt auto theft
210	Tamp motor veh.

Problem CodeDescription

922	Auto violation
923	Assault
924	Arson
925	Forgery
926	Fraud
927	Stolen pr operty
928	Malicious destr. of property
929	Vandalism
930	Vandalism
931	Weapons offense
932	Prostitution
933	Statutory rape
934	Sex offense
935	Sale res drugs
936	Poss of narcot.
937	Sale of narcot.
938	Narc/Forg pres.
939	Narcotic drug
940	Driving while intoxicated
941	Liquor law viol.
942	Drunk
943	Safekeeping
944	Unlawful assy.
945	Poss. fire bomb
946	Riot
947	Shoplifting
948	Abandoned child
949	Prot custody
950	Child neg.
951	Juvenile del.
953	Careless driving
954	Driving w/o license
955	Fail appeal traffic violation
956	Assault W I Rav.
957	Assault W I Kill
958	Assault W I Rape
959	Assault W I Rob
960	Assault W I Maim
961	Assault W I Kill
962	Assault W I Rav.
963	Assault W I Kill
964	Missing person
965	Bomb threat
966	Fireworks
967	Child Abuse
968	Truancy

Problem Code

Description

969	Assault aggrav.
981	Previous pol. cont. to J.C.
982	2 prev. pol. cont. to J.C.
983	3 prev. pol. cont. to J.C.
084	Prior ct. jurisdiction
991	Previous police contact W/R
992	2 previous police contact W/R
993	3 previous police contact W/R

APPENDIX B

NEEDS DICTIONARY

NEEDS DICTIONARY

<u>Needs Code</u>	<u>Description</u>
01	Family therapy - whole family
02	Parent counselling - parent only
03	Parent group counselling - parent only
04	Parent therapy - parent only
05	Multiple family therapy
06	Emergency temporary care away from home
07	Viable role
08	Positive adult relationship, either sex volunteer under supervision
09	Positive adult relationship, female volunteer under supervision
10	Stimulate family - school communications and joint efforts
11	Family counselling - whole family
12	Positive adult relationship, male volunteer under supervision
13	Adult supervision, male paid staff, during times when parent is absent
14	Remove from home-group home
15	Job placement, part-time, pocket money, in school
16	Job placement, full-time, work support, in school
17	Remove from home - foster home
18	Remove from home - group inst.
19	Sex education
20	Job placement, full-time, vocational-career related, dropout
21	Job placement, part time, vocational-career related, in school
22	Preparation full-time job, vocational-career related, dropout
23	Employment, other
24	Emergency assistance
25	Sheltered employment and related services
26	Legal assistance
27	Short-term counselling-group
28	Change of teacher
29	Return to school
30	More approp. academic placement
32	Speech language development
33	Remediation, other
34	Remediation, reading
35	Readiness training
36	Retarded school placement
37	Requires professional evaluation - education problems
38	Educational guidance counseling
40	Psychotherapy - group, non-residential
41	Psychotherapy - group, residential - institution
42	Psychotherapy - group, residential - group home
43	Drug related counseling - individual
44	Drug related treatment - psychotherapy - individual, non-residential
45	Emotionally disturbed school treatment
46	Psychiatric - under medical supervision, residential, inpatient

Needs CodeDescription

47	Drug related treatment-psychotherapy - group, nonresidential
48	Drug related treatment - psychotherapy - group, residential, group home
49	Drug related treatment - psychotherapy - group, residential, half-way
50	Requires professional evaluation - psychiatric evaluation
51	Requires professional evaluation - psychological evaluation
52	Requires professional evaluation physical examination - general
54	Short-term counselling - individual
55	Psychiatric - under medical supervision, non-residential, outpatient
56	Behavior management
57	Requires professional evaluation - physical examination - eyes
58	Requires professional evaluation - physical examination - ears
59	Requires professional evaluation - physical examination - neurological
60	Requires professional evaluation - dental
61	Character building - moral guidance
62	Group activity imposed peer group
63	Group activity natural peer group
64	Recreation, athletic, unsupervised
65	Recreation, social and cultural arts, unsupervised
66	Recreation, athletic supervised, guidance, and organized team play
68	Recreation, social and cultural arts, supervised
69	Adult supervision, female paid staff, during times when parent is absent
70	Adult supervision, either sex paid staff, during times when parent is absent
71	Adult supervision, male paid staff, when parent is inadequate or unwilling
72	Adult supervision, female paid staff, when parent is inadequate or unwilling
73	Adult supervision, either sex paid staff, when parent is inadequate or unwilling
74	Positive adult relationship, female paid staff
75	Positive adult relationship, female paid staff
76	Positive adult relationship, either sex paid staff
77	Medical treatment
78	Dental treatment
79	Drug related treatment - medical supervision - individual, outpatient
80	Drug related treatment - medical group - residential, group home
81	Drug related treatment - medical group - residential - halfway
82	Drug related treatment - medical individual - inpatient, institution
83	Drug related treatment - medical group - inpatient, institution
84	Social service for unmarried parents
85	Individual peer contact
86	Group discussion natural peer group
87	Group therapy natural peer group
88	Group therapy, imposed peer group
89	Recreation, camping
90	Membership, youth development organization
91	Volunteer service to the community
92	Other
93	Other

Needs Code

Description

94	Other
95	Other
96	Field Work
98	Recreation, Athletic, Supervised.

APPENDIX C

AGENCY DICTIONARY

AGENCY DICTIONARY

<u>Agency Code</u>	<u>Description</u>
0110	Angeles Mesa YWCA
0120	Avalon-Carver Community Center
0130	Project Ayudate
0140	Big Sister League of Los Angeles: A Centery for Human Development
0150	Boys' Club of Hollywood
0160	Brideback, Inc.
0170	Castle Drug Program
0180	Catholic Social Services
0190	Catholic Youth Organization
0200	Chicana Service Action Center
0210	Child, Youth and Parent Counseling and El Nido Lodges Council of Jewish Women
0220	Childrens Bureau of Los Angeles
0230	Community & Career Development
0240	Community Youth Centers Drug Abuse Program
0250	Compton Special Service Center
0260	Crenshaw-West Adams-Leimart Consortium
0270	Department of Public Social Services
0280	Dignity Center
0290	East Los Angeles Occupational Center
0300	El Santo Nino
0300	Family Counseling Center Volunteers of America
0320	Family Service of Los Angeles
0330	Firefighter Counselor Program
0340	Hammel House
0350	Hollywood Youth Counseling Service
0360	House of Uhuru
0370	Imperial Heights Health Center
0380	Indian Center, Inc.
0390	Institute for Child Advocacy
0400	Jewish Big Brothers Association of Los Angeles
0410	Job Corps
0420	John Rossi Youth Foundation
0430	Los Angeles Child Guidance Clinic
0440	Los Angeles Free Clinic
0450	Maple Center
0460	Metropolitan Psychiatric Services
0470 Mini-	Mini-Twelfth Step House, Inc.
0480	Narcotics Prevention Project - Boyle Heights Center
0490	New Start
0500	Optimist Boys Home and Ranch
0510	Oriental Service Center
0520	Pacific Lodge Boys Home
0530	Protestant Community Services
0540 Rakestraw M	Rakestraw Memorial Education Center
0550	Rancho Los Amigos Hospital Drug Treatment Center

Agency CodeDescription

0560	Rancho San Antonio
0570	Reachout
0580	Regional Center for the Developmentally Disabled of Children's Hospital of Los Angeles
0590	Resthaven Community Mental Health Center Child and Adolescent Program
0600	South Central Mental Health
0610	School Guidance Clinic (Los Angeles Board of Education)
0620	Southern Area Boys' Club
0630	Teen Post Community Counseling Center
0640	Teen Post Youth Information Center
0650	Thalians Clinic
0660	T.H.E. Clinic for Women
0670	Variety Boys' Club
0680	Wesley Social Service Center
0690	West Hollywood Health Clinic (also known as San Vicente Youth Clinic)
0700	Westminster Neighborhood Association
0710	Youth Street Counseling Program
0720	East Los Angeles Neighborhood Center
0730	East 60th Street Community Center
0740	Southwest Counseling Service
0750	Sons of Watts' Own Recognizance Assistance and Rehabilitation Project
0760	Southeast Health Center
0770	United Community Effort
0780	West Central Mental Health Services

APPENDIX D

CENSUS TRACTS, CENTRAL CITY LOS ANGELES

CENSUS TRACT CODING, GENERAL INSTRUCTIONS

1. Refer to appropriate police reporting district map in order to find police reporting district number which corresponds to client's residence or offense address.
2. Find census tract number which corresponds to the reporting district number in the police division population tables.

Reporting District Map

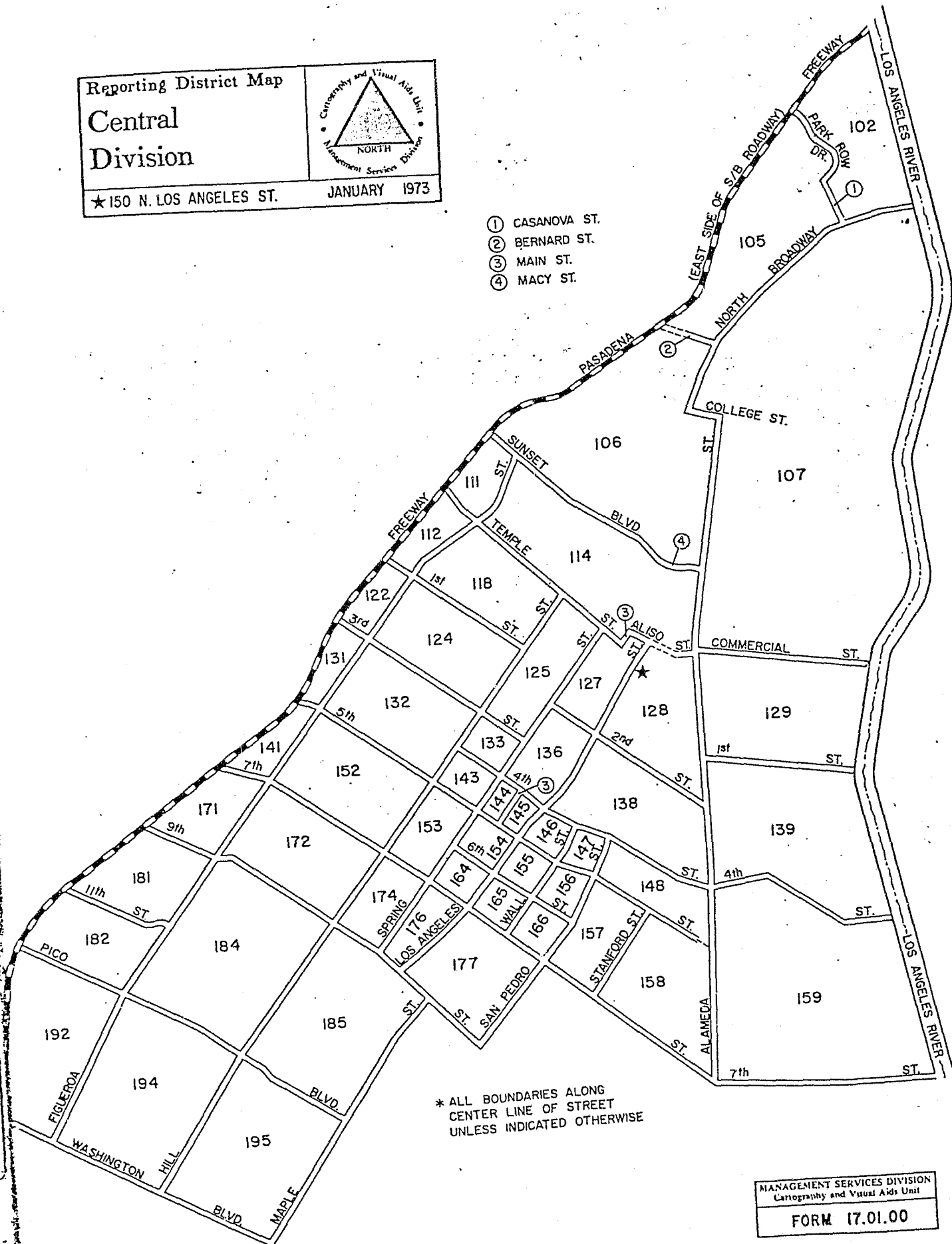
Central Division



★ 150 N. LOS ANGELES ST.

JANUARY 1973

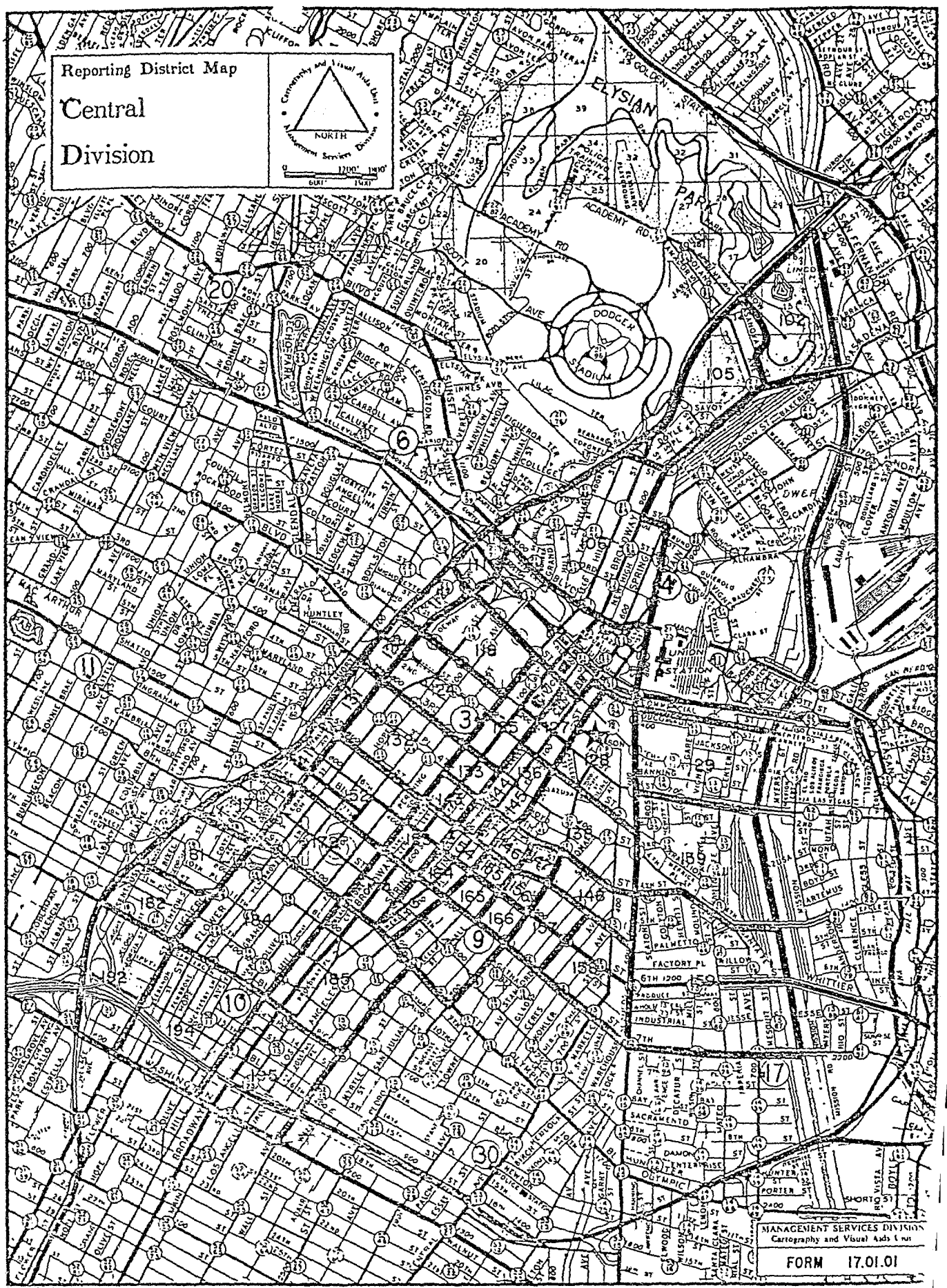
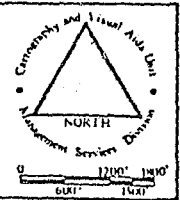
- ① CASANOVA ST.
- ② BERNARD ST.
- ③ MAIN ST.
- ④ MACY ST.



* ALL BOUNDARIES ALONG
CENTER LINE OF STREET
UNLESS INDICATED OTHERWISE


MANAGEMENT SERVICES DIVISION
Cartography and Visual Aids Unit
FORM 17.01.00

Reporting District Map
 Central
 Division



MANAGEMENT SERVICES DIVISION
 Cartography and Visual Aids Unit
 FORM 17.01.01

JULY 197



CENTRAL DIVISION

3.

POLICE RPTG. DIST.	CENSUS TRACT	POPULATION		CAUC.	NEGRO	LATIN	AM.-IND.	ORIENTAL	OTHER	REPORTING DISTRICT		
		* %	TOTAL							** %	SQ. MILE	ST. MIL
102	1971	20	288	40	3	90	0	151	4	05	.058	1.74
105	1971	50	717	99	2	225	1	379	11	10	.117	3.32
106	2071	100	3416	250	9	819	6	2318	14	100	.260	6.96
107	2061	85	4112	1029	1295	1700	30	18	40	85	.740	10.19
111	2072	10	325	128	118	66	3	7	3	10	.025	1.42
112	2074	20	29	9	2	16	1	0	1	20	.020	.85
114	2072	90	2917	1149	1059	598	24	64	23	90	.135	4.38
118	2074	80	121	40	1	62	5	8	5	80	.080	1.35
122	2075	20	153	128	9	12	1	2	1	20	.020	.72
124	2075	80	613	514	38	47	2	7	5	80	.080	1.89
125	2073	30	260	175	21	45	4	6	9	30	.060	1.38
127	2073	20	173	116	14	30	3	4	6	20	.040	1.02
128	2062	35	662	341	131	68	7	107	8	35	.101	1.67
129	2061	15	549	453	56	29	4	2	5	15	.130	3.13
131	2076	15	25	25	0	0	0	0	0	15	.017	.88
132	2076	85	141	139	0	0	0	1	1	85	.094	2.48
133	2073	10	86	58	7	15	1	2	3	10	.020	.48
136	2073	20	173	116	14	30	3	4	6	20	.040	1.03
138	2062	35	663	341	132	68	7	107	8	35	.101	2.50
139	2065	20	82	37	8	24	0	10	3	20	.322	3.16

* Percentage of census tract population within reporting district.

** Percentage of census tract area within reporting district.

POLICE RPTG. DIST.	CENSUS TRACT	POPULATION		CAUC.	NEGRO	LATIN	AM.-IND.	ORIENTAL	OTHER	REPORTING DISTRICT		
		* %	TOTAL							** %	SG. MILE	ST. MILE
141	2092	05	132	79	3	36	1	5	8	05	.009	.8
143	2073	10	745	717	7	15	1	2	3	10	.020	.4
144	2073	05	44	29	3	8	1	1	2	05	.010	.3
145	2073	05	21	6	3	8	1	1	2	05	.010	.3
146	2062	05	97	48	19	10	1	18	1	05	.015	.3
147	2062	05	97	48	19	10	1	18	1	05	.015	.3
148	2062	20	391	195	75	39	5	71	6	20	.058	.9
152	2077	50	546	521	15	0	3	2	5	50	.009	1.7
153	2078	30	252	182	46	17	1	4	2	30	.039	1.1
154	2078	15	130	92	23	8	1	4	2	15	.020	.5
155	2063	07	165	94	46	16	1	5	3	07	.015	.4
156	2063	10	239	134	70	23	1	7	4	10	.022	.4
157	2063	25	588	335	165	57	4	16	11	25	.056	1.1
158	2063	41	552	139	270	93	6	27	17	41	.090	2.5
159	2065	30	124	56	12	36	0	15	5	30	.483	6.5
164	2078	10	72	54	4	12	0	1	1	10	.012	.5
165	2063	07	165	94	46	16	1	5	3	07	.015	.4
166	2063	10	235	134	66	23	1	7	4	10	.022	.4
171	2093	25	717	515	7	153	8	14	20	25	.043	1.5
172	2077	50	547	521	15	0	3	3	5	50	.095	2.5

* Percentage of census tract population within reporting district.

** Percentage of census tract area within reporting district.

CENTRAL DIVISION (con'd)

POLICE RPTG. DIST.	CENSUS TRACT	POPULATION		CAUC.	NEGRO	LATIN	AM.-IND.	ORIENTAL	OTHER	REPORTING DISTRICT		
		* %	TOTAL							** %	SQ. MILE	ST. MILE
174	2078	30	252	182	46	17	1	4	2	30	.039	1.12
176	2078	15	126	92	23	8	0	2	1	15	.020	1.04
177	2064	50	351	146	27	130	2	40	6	25	.088	2.05
181	2096	30	624	239	14	328	8	21	14	30	.048	1.95
182	2097	20	348	85	7	238	3	10	5	45	.059	1.86
184	2079	55	598	290	8	222	3	60	15	55	.182	4.59
185	2079	45	491	238	7	181	3	49	13	45	.148	3.76
192	2242	40	1691	318	116	1182	22	25	28	40	.104	3.58
194	2241	55	877	358	32	430	10	17	30	55	.182	5.96
195	2241	45	717	293	26	351	9	14	24	45	.148	4.87
TOTAL			27439	11421	4139	7611	204	3665	399		4.526	104.8

D-6
 * Percentage of census tract population within reporting district.
 ** Percentage of census tract area within reporting district.

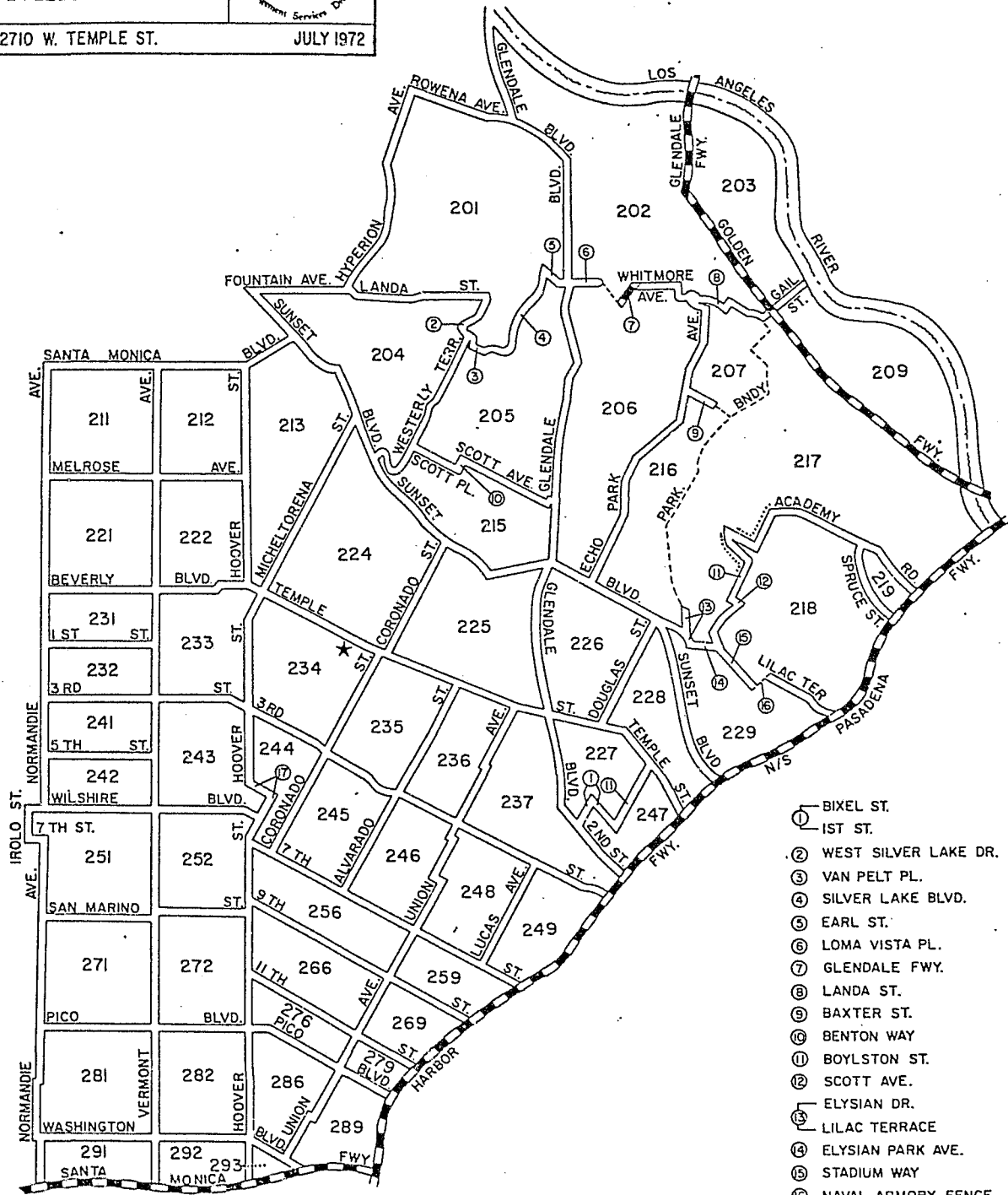
Reporting District Map

Rampart
Division



★ 2710 W. TEMPLE ST.

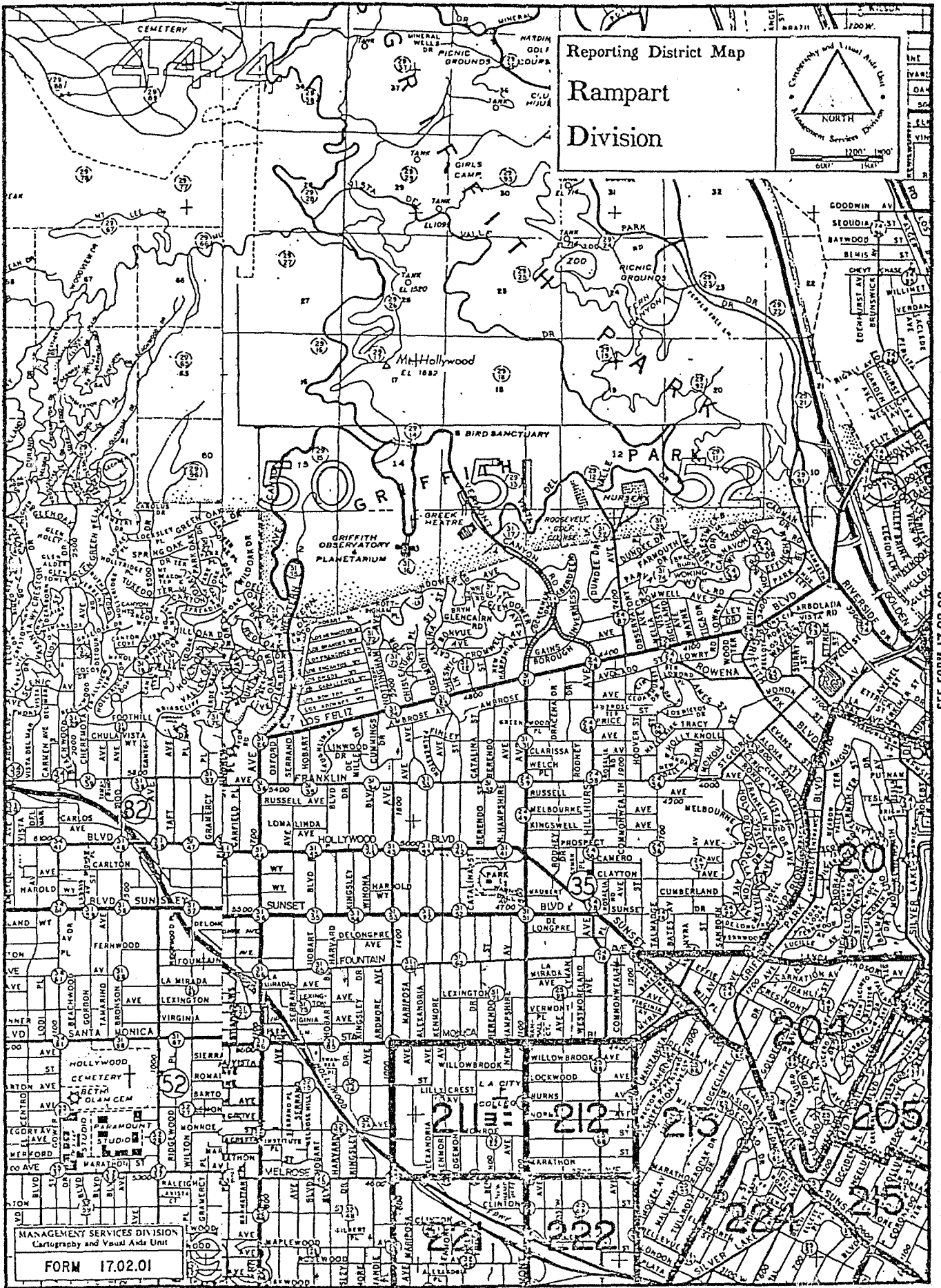
JULY 1972



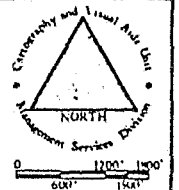
- ① BIXEL ST.
- ② WEST SILVER LAKE DR.
- ③ VAN PELT PL.
- ④ SILVER LAKE BLVD.
- ⑤ EARL ST.
- ⑥ LOMA VISTA PL.
- ⑦ GLENDALE FWY.
- ⑧ LANDA ST.
- ⑨ BAXTER ST.
- ⑩ BENTON WAY
- ⑪ BOYLSTON ST.
- ⑫ SCOTT AVE.
- ⑬ ELYSIAN DR.
- ⑭ LILAC TERRACE
- ⑮ ELYSIAN PARK AVE.
- ⑯ STADIUM WAY
- ⑰ NAVAL ARMORY FENCE
- ⑱ 6th ST.
- ⑳ LAFAYETTE PARK PL.

* ALL BOUNDARIES ALONG CENTER LINE OF STREET UNLESS INDICATED OTHERWISE

MANAGEMENT SERVICES DIVISION
Cartography and Visual Aids Unit
FORM 17.02.00



Reporting District Map
 Rampart
 Division



MANAGEMENT SERVICES DIVISION
 Cartography and Visual Aids Unit
 FORM 17.02.01

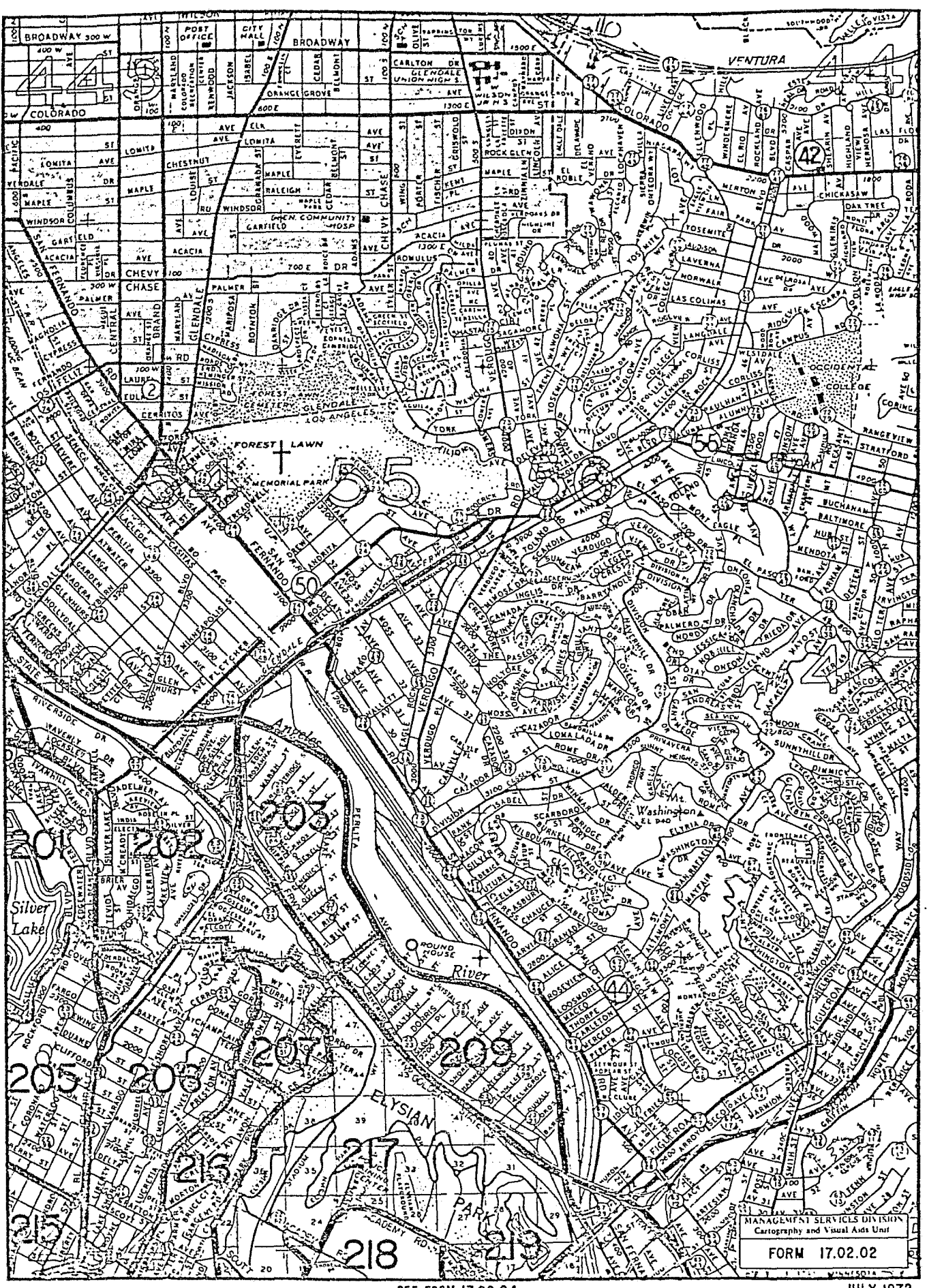
SEE FORM 17.02.03

JULY 1972

D-8

SEE FORM 17.02.02

SEE FORM 17.02.01

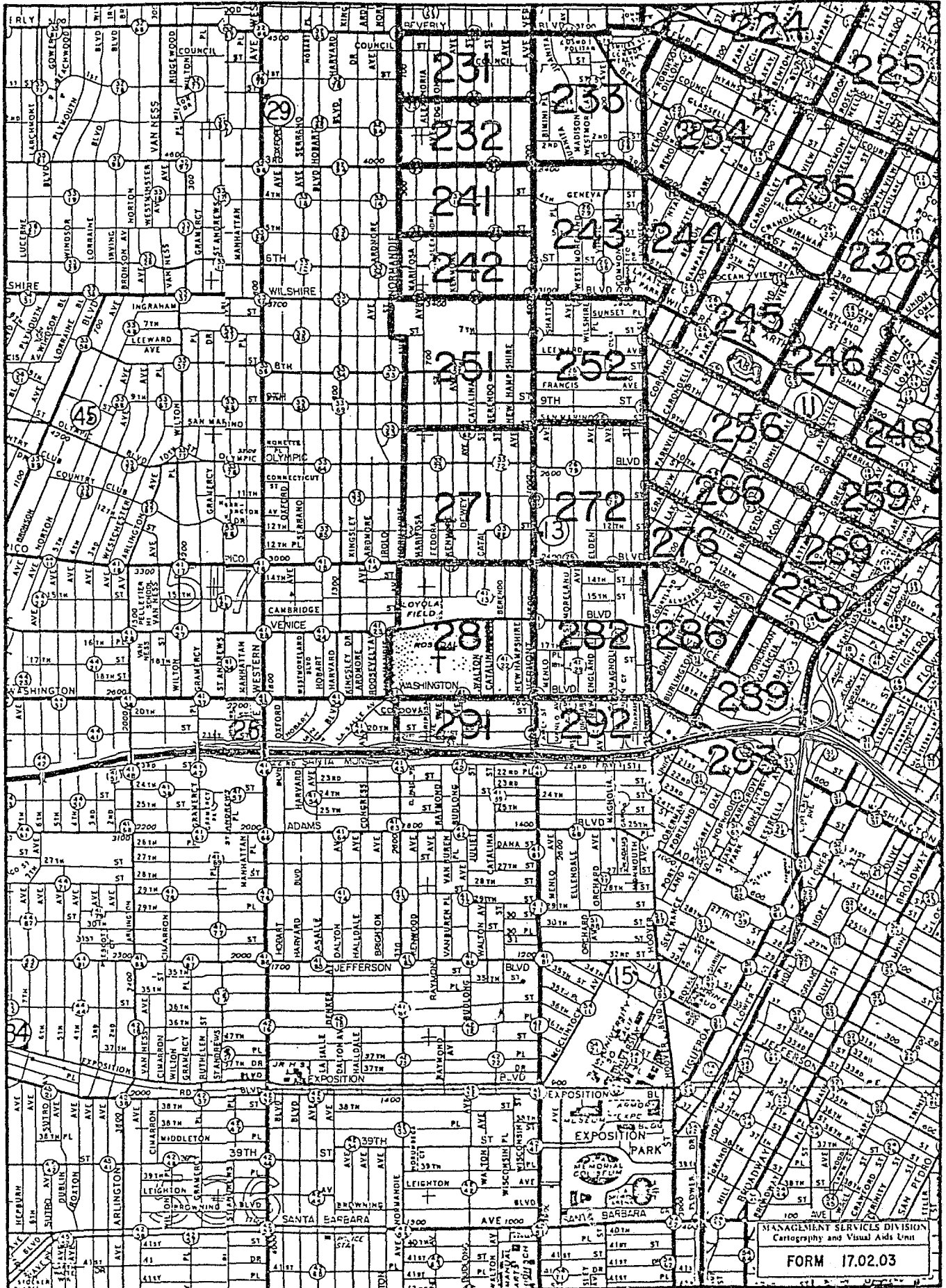


MANAGEMENT SERVICES DIVISION
Cartography and Visual Aids Unit

FORM 17.02.02

SEE FORM 17.02.04

JULY 1972




MANAGEMENT SERVICES DIVISION
Cartography and Visual Aids Unit
FORM 17.02.03

SEE FORM 17.02.04

SEE FORM 17.02.03



MANAGEMENT SERVICES DIVISION
 Cartography and Visual Aids Unit
 FORM 17.02.04



RAMPART DIVISION

POLICE RPTG. DIST.	CENSUS TRACT	POPULATION		CAUC.	NEGRO	LATIN	AM.-IND.	ORIENTAL	OTHER	REPORTING DISTRICT		
		* %	TOTAL							** %	SQ. MILE	ST. MIL
201	1951	100	4628	3276	30	574	16	678	54	100	.730	13.58
202	1873	100	2715	1705	38	696	6	181	89	100	.670	15.44
203	1872	100	2646	1161	6	1254	23	76	126	100	.270	5.60
204	1954	100	5608	3832	43	1083	10	532	108	100	.400	11.46
205	1955	100	3872	2226	20	1115	10	388	113	100	.430	8.98
206	1974	100	6655	2884	36	3127	58	280	270	100	.520	11.42
207	1972	30	1464	383	11	789	5	185	91	45	.265	2.39
209	1972	70	3415	893	25	1841	12	433	211	55	.325	7.50
211	1915	100	4188	2520	142	1010	16	239	261	100	.260	5.11
212	1914	100	4078	1918	333	1590	19	106	112	100	.210	4.39
213	1959	100	6954	3841	152	1683	25	810	443	100	.360	2.65
215	1956	100	3828	1526	47	1778	13	233	231	100	.270	5.44
216	1973	100	3859	1457	45	1926	18	228	185	100	.600	5.19
217	1971	20	383	70	1	157	0	151	4	35	.409	15.42
218	1971	05	791	79	2	180	0	379	151	40	.471	1.44
219	1971	05	597	20	2	45	0	379	151	10	.115	1.40
221	1926	100	4904	3030	89	1351	13	250	171	100	.260	6.21
222	1927	100	2166	427	131	492	13	874	229	100	.200	5.27
224	1958	100	7161	2526	238	2885	40	699	773	100	.430	11.44
225	1957	100	5322	1382	146	2987	33	196	578	100	.330	8.24

* Percentage of census tract population within reporting district.

** Percentage of census tract area within reporting district.

RAMPART DIVISION (con'd)

POLICE RPTG. DIST.	CENSUS TRACT	POPULATION		CAUC.	NEGRO	LATIN	AM.-IND.	ORIENTAL	OTHER	REPORTING DISTRICT		
		* %	TOTAL							** %	SQ. MILE	ST. MIL
226	1975	100	4575	1617	45	2426	13	265	209	100	.260	5.80
227	2082	100	3764	378	27	2978	35	104	242	100	.150	3.50
228	1976	100	1870	371	9	1240	2	177	71	100	.170	4.98
229	1977	100	2731	263	10	1874	4	531	49	100	.260	5.42
231	2112	100	2819	544	19	2019	13	107	117	100	.120	1.40
232	2113	100	4142	2991	20	816	9	180	126	100	.130	2.52
233	2111	50	2453	1544	55	590	14	136	114	50	.225	4.55
234	2086	100	5105	2422	479	1369	16	305	514	100	.250	6.40
235	2085	100	4056	1075	54	1825	29	348	725	100	.180	4.39
236	2084	100	2997	759	446	1222	26	206	338	100	.170	4.15
237	2083	100	5350	1311	33	3233	48	222	503	100	.270	6.78
241	2119	100	4654	3475	39	801	10	233	96	100	.130	2.75
242	2121	100	1980	1551	33	277	6	81	32	100	.130	2.69
243	2111	50	2453	1544	55	590	14	136	114	50	.225	4.24
244	2087	100	2363	1597	7	490	58	86	125	100	.130	2.63
245	2088	100	2999	2001	28	746	35	64	125	100	.180	3.60
246	2089	100	4900	2824	72	1444	46	251	263	100	.170	3.86
247	2081	100	2193	111	9	1961	19	19	74	100	.080	2.58
248	2091	100	6342	3423	56	2047	65	214	537	100	.170	4.45
249	2092	95	2486	1508	61	675	11	82	149	95	.171	4.89

* Percentage of census tract population within reporting district.

** Percentage of census tract area within reporting district.

POLICE RPTG. DIST.	CENSUS TRACT	POPULATION		CAUC.	NEGRO	LATIN	AM.-IND.	ORIENTAL	OTHER	REPORTING DISTRICT		
		* %	TOTAL							** %	SQ. MILE	ST. MILE
251	2123	100	5607	3159	129	1308	58	568	385	100	.250	4.41
252	2122	100	4600	2381	38	1166	349	385	281	100	.200	4.20
256	2094	100	4789	3287	34	1064	71	157	176	100	.180	4.20
259	2093	75	2159	1547	22	458	21	38	73	75	.127	3.10
266	2095	100	4417	2719	93	1187	53	213	152	100	.130	3.80
269	2096	70	1457	558	34	766	18	49	32	70	.112	2.50
271	2133	100	5155	689	447	1950	31	1761	277	100	.230	3.30
272	2134	100	5048	2552	103	1274	48	863	208	100	.230	4.60
276	2098	100	3697	1559	45	1747	84	158	104	100	.110	2.80
279	2097	80	1391	342	26	950	12	39	22	55	.071	1.90
281	2212	50	2836	394	701	1405	17	231	88	50	.200	3.70
282	2211	100	5477	1207	365	3173	46	482	204	100	.210	4.70
286	2243	100	3281	715	161	2146	21	110	128	100	.170	3.80
289	2242	50	1890	358	129	1308	28	32	35	50	.130	2.90
291	2216.01	100	1301	28	822	265	2	154	30	100	.110	2.60
292	2217.01	100	2233	629	376	1094	13	80	41	100	.090	2.40
293	2244	10	438	268	38	109	4	5	14	10	.030	.70
TOTAL			201242	88857	6657	76556	1679	16369	11124		13.676	286.90

* Percentage of census tract population within reporting district.

** Percentage of census tract area within reporting district.

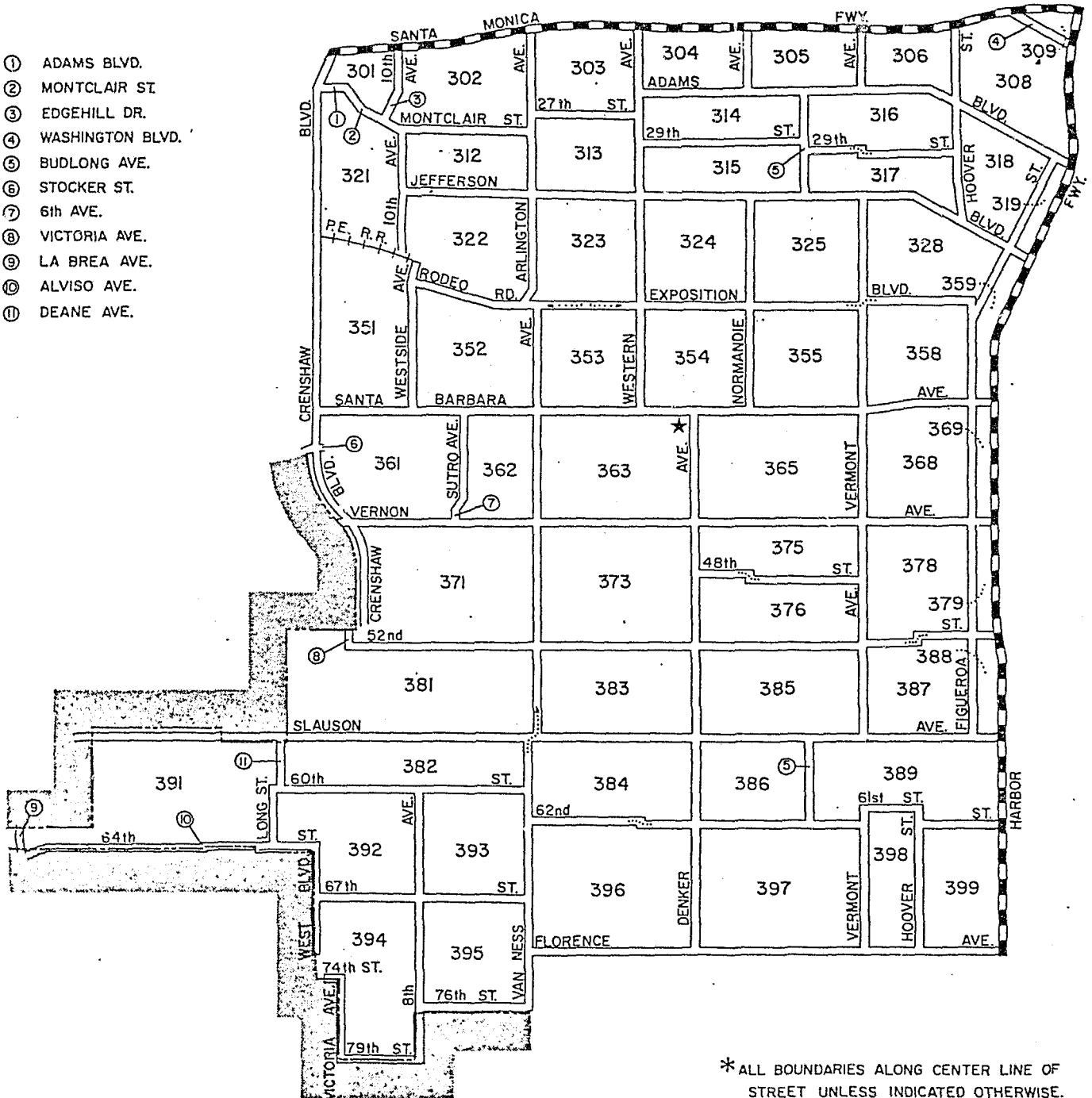
Reporting District Map

Southwest
Division



★ 1546 Santa Barbara Ave. January 1973

- ① ADAMS BLVD.
- ② MONTCLAIR ST.
- ③ EDGEHILL DR.
- ④ WASHINGTON BLVD.
- ⑤ BUDLONG AVE.
- ⑥ STOCKER ST.
- ⑦ 6th AVE.
- ⑧ VICTORIA AVE.
- ⑨ LA BREA AVE.
- ⑩ ALVISO AVE.
- ⑪ DEANE AVE.

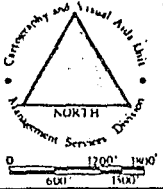


* ALL BOUNDARIES ALONG CENTER LINE OF STREET UNLESS INDICATED OTHERWISE.

MANAGEMENT SERVICES DIVISION
Cartography and Visual Aids Unit
FORM 17.03.00

Reporting District Map

Southwest
Division



MANAGEMENT SERVICES DIVISION
Cartography and Visual Aids Unit

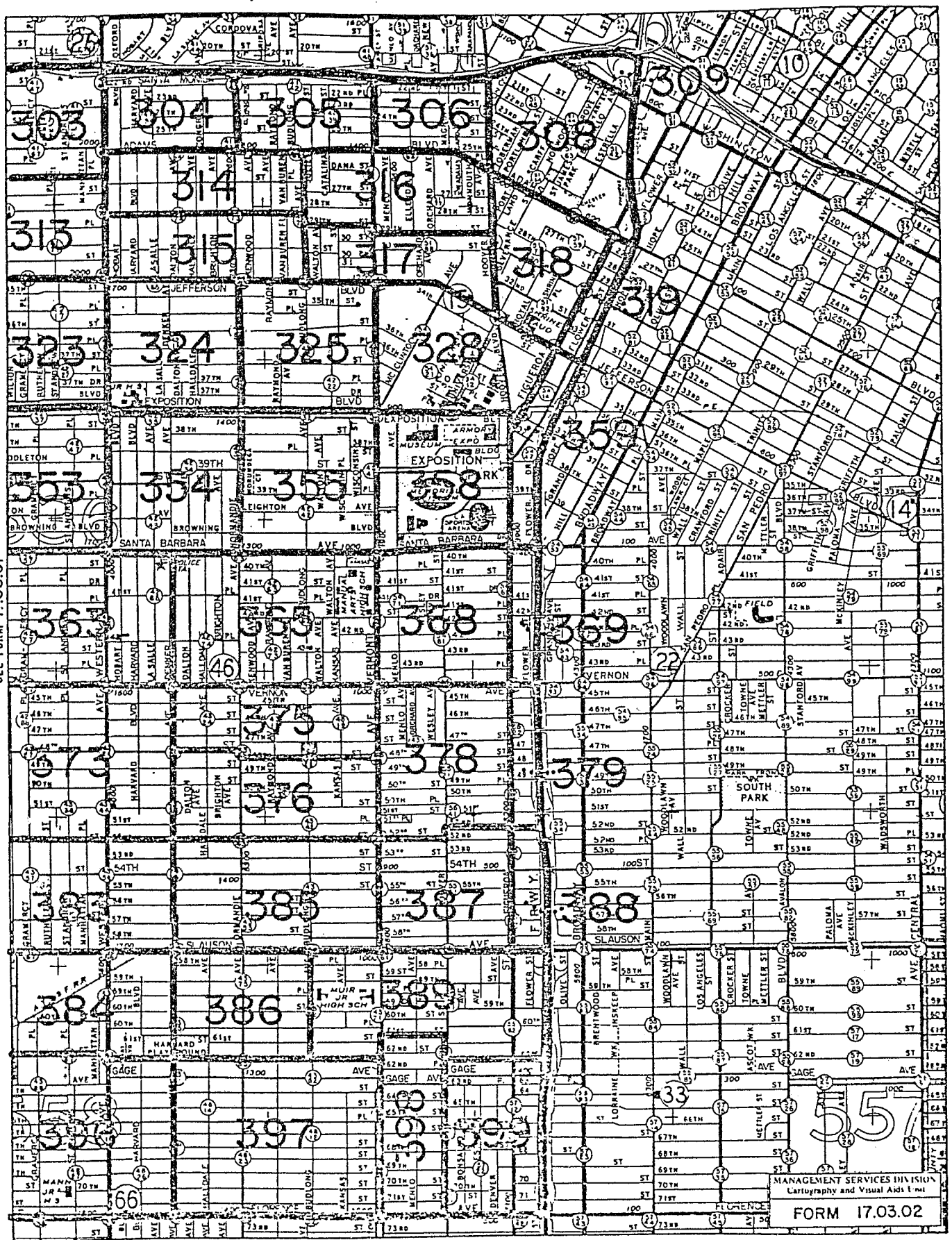
FORM 17.03.01

JAN. 1973

SEE INSET

SEE FORM 17.03.02


SEE FORM 17.03.01



MANAGEMENT SERVICES DIVISION
 Cartography and Visual Aids Unit
 FORM 17.03.02

JAN. 1973

D-17



POLICE RPTG. DIST.	CENSUS TRACT	POPULATION		CAUC.	NEGRO	LATIN	AM.-IND.	ORIENTAL	OTHER	REPORTING DISTRICT		
		* %	TOTAL							** %	SQ. MILE	ST. MILE
301	2187	15	500	25	397	53	0	21	4	15	.046	1.69
302	2189	100	4248	147	3652	108	18	259	64	100	.280	5.28
303	2214.02	100	2282	199	1983	46	10	24	20	100	.210	4.05
304	2215.02	100	2938	237	2209	418	11	39	24	100	.160	4.00
305	2216.02	100	2509	574	892	898	5	93	47	100	.150	4.21
306	2217.02	100	2795	499	391	1724	41	80	60	100	.120	3.60
308	2244	90	4330	711	734	2685	32	46	122	90	.270	5.64
309	2242	10	378	71	26	262	6	6	7	10	.026	1.33
312	2191	100	2297	106	1551	66	9	541	24	100	.170	3.77
313	2223	100	2262	69	2011	0	22	136	24	100	.180	3.98
314	2222	100	3424	85	2872	302	4	133	28	100	.180	3.92
315	2221	100	3109	91	2504	286	15	177	36	100	.180	4.09
316	2218	100	4112	1206	1899	697	10	240	60	100	.200	3.90
317	2219	100	2288	823	1029	199	19	154	64	100	.150	3.47
318	2247	100	3424	2704	250	248	25	149	48	100	.180	5.21
319	2246	33	1014	63	330	549	7	42	23	33	.106	1.88
321	2193	100	2979	110	1758	142	5	935	29	100	.260	4.77
322	2192	100	3170	70	2517	84	8	462	29	100	.280	5.80
323	2224	100	3344	41	2865	335	2	63	38	100	.260	6.14
324	2225	100	3192	45	2957	92	7	76	15	100	.250	3.50

D-18 * Percentage of census tract population within reporting district.

** Percentage of census tract area within reporting district.

POLICE RPTG. DIST.	CENSUS TRACT	POPULATION		CAUC.	NEGRO	LATIN	AM.-IND.	ORIENTAL	OTHER	REPORTING DISTRICT		
		* %	TOTAL							** %	SQ. MILE	ST. MILE
325	2226	100	3909	147	3139	381	21	148	73	100	.250	4.13
328	2227	100	2570	1725	291	168	6	297	83	100	.260	5.04
351	2342	100	1952	302	1291	110	21	188	40	100	.330	7.94
352	2341	100	3675	259	2583	149	7	653	24	100	.310	6.40
353	2314	100	3615	70	2640	318	1	517	69	100	.240	5.55
354	2313	100	4602	80	4158	238	4	91	31	100	.260	5.51
355	2312	90	4366	198	3562	426	21	122	37	50	.255	4.77
358	2312	10	485	22	396	47	2	14	4	50	.255	3.58
359	2311	35	392	166	49	145	8	12	12	35	.112	2.46
361	2343	100	4736	350	3970	167	21	188	40	100	.310	8.03
362	2344	100	2105	195	1530	144	2	190	44	100	.180	4.11
363	2315	100	4273	389	2944	307	6	560	67	100	.360	5.91
365	2316	100	5624	135	4586	539	25	267	72	100	.370	7.61
368	2317	100	5299	201	3901	908	18	225	46	100	.260	5.68
369	2318	10	406	19	345	32	0	6	4	25	.028	1.63
371	2345	100	5235	585	4125	229	18	198	80	100	.500	10.72
373	2324	100	6376	51	5713	410	6	127	69	100	.420	8.73
375	2322	100	2880	156	2556	89	2	58	19	100	.430	4.39
376	2323	100	2954	71	2754	92	2	24	11	100	.200	5.38
378	2321	100	4378	87	3995	235	11	36	14	100	.280	6.14

* Percentage of census tract population within reporting district.

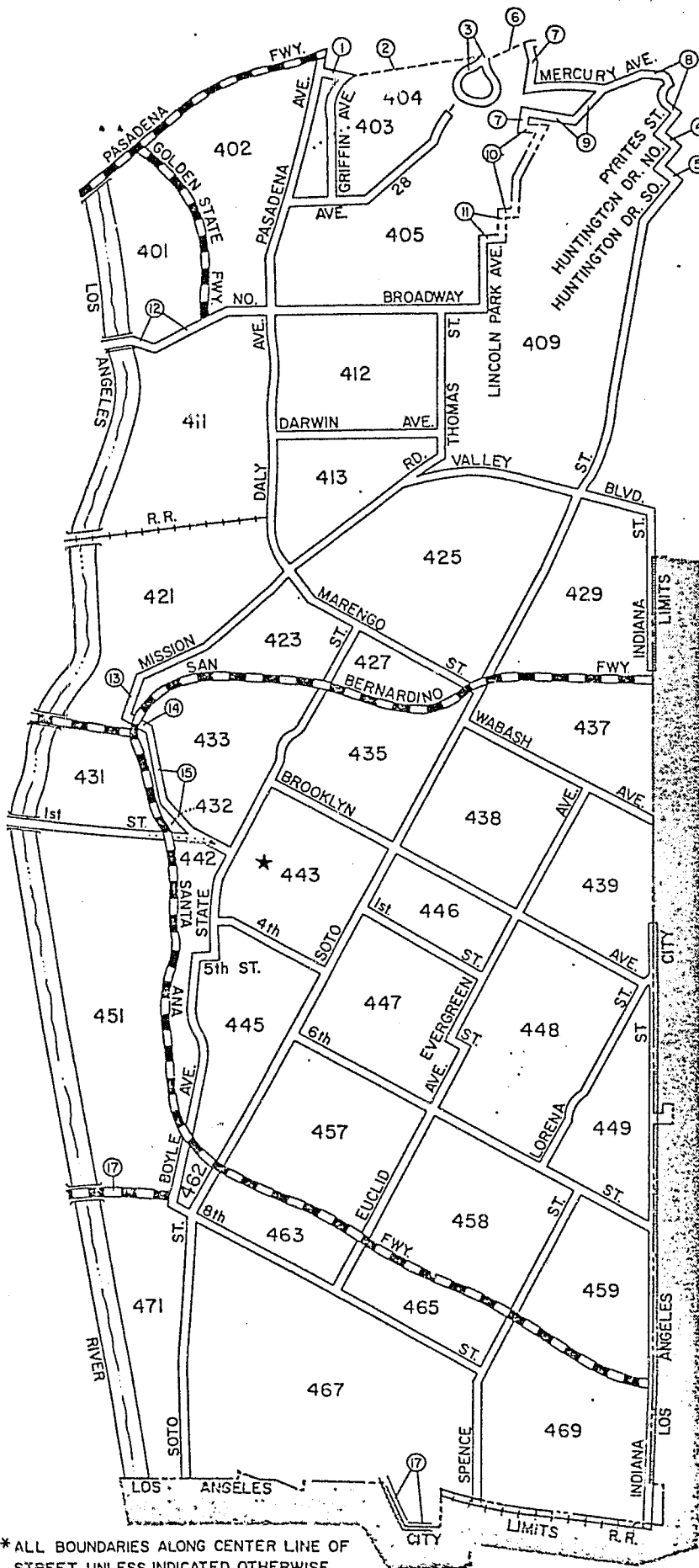
** Percentage of census tract area within reporting district.

POLICE RPTG. DIST.	CENSUS TRACT	POPULATION		CAUC.	NEGRO	LATIN	AM.-IND.	ORIENTAL	OTHER	REPORTING DISTRICT		
		* %	TOTAL							** %	SQ. MILE	ST. MILE
379	2319	25	1080	59	871	136	4	1	9	25	.070	2.03
381	2346	100	5207	814	3912	300	22	125	34	100	.500	10.59
382	2347	100	3441	553	2362	450	4	47	25	100	.280	6.50
383	2325	100	3787	210	3466	40	9	41	21	100	.290	6.33
384	2372	60	3310	90	2852	294	6	26	42	60	.294	5.53
385	2326	100	4857	225	4478	105	4	16	29	100	.310	6.44
386	2372	40	2206	60	1901	196	4	17	28	40	.196	5.11
387	2327	100	4318	38	3928	297	12	18	25	100	.220	4.20
388	2328	30	883	23	795	61	2	1	1	30	.069	1.76
389	2371	75	4212	216	3517	439	6	14	20	75	.293	6.93
391	2351	100	5148	1811	2558	601	17	123	38	100	.450	12.50
392	2349	100	5378	1072	3656	524	27	48	51	100	.300	5.57
393	2348	100	3623	271	2999	242	11	43	57	100	.250	6.53
394	2352.02	100	4418	1022	3118	209	7	38	24	100	.330	6.95
395	2352.01	100	2879	378	2161	272	2	47	19	100	.260	6.65
396	2373	100	5160	280	4394	389	8	26	63	100	.450	11.65
397	2374	100	6935	471	5689	667	26	12	70	100	.440	11.95
398	2375	100	2111	119	1702	273	4	2	11	100	.160	3.43
399	2376	75	3327	52	2937	299	8	6	25	75	.225	6.68
TOTAL			196707	20848	144651	20122	641	8248	2197		14.655	321.27


D-20

Percentage of census tract population within reporting district.

** Percentage of census tract area within reporting district.



- ① AVE. 35
- ② LINE OF SIGHT TO INTERSECTION OF FENN ST. AND MONTECITO DR.
- ③ FENN ST. AND PRIVATE ACCESS ROAD
- ④ ESMERALDA ST.
- ⑤ TURQUOISE ST.
- ⑥ LINE OF SIGHT TO INTERSECTION OF ROBERTA ST. & SIERRA ST.
- ⑦ SIERRA ST.
- ⑧ SARDONYX ST.
- ⑨ GALENA ST.
- ⑩ TOPAZ ST.
- ⑪ REYNOLDS AVE.
- ⑫ ROLLE ST.
- ⑬ GILLIG ST.
- ⑭ EVA TERRACE
- ⑮ POMONA ST.
- ⑯ SIERRA ST.
- ⑰ EMMA AVE.
- ⑱ NO. BROADWAY
- ⑲ GALLARDO ST.
- ⑳ MACY ST.
- ㉑ PLEASANT AVE.
- ㉒ GRANDE VISTA AVE.
- ㉓ HOLABIRD AVE.
- ㉔ SANTA MONICA FWY.

Reporting District Map Hollenbeck Division	
★ 2111 E. FIRST ST.	JANUARY 1973

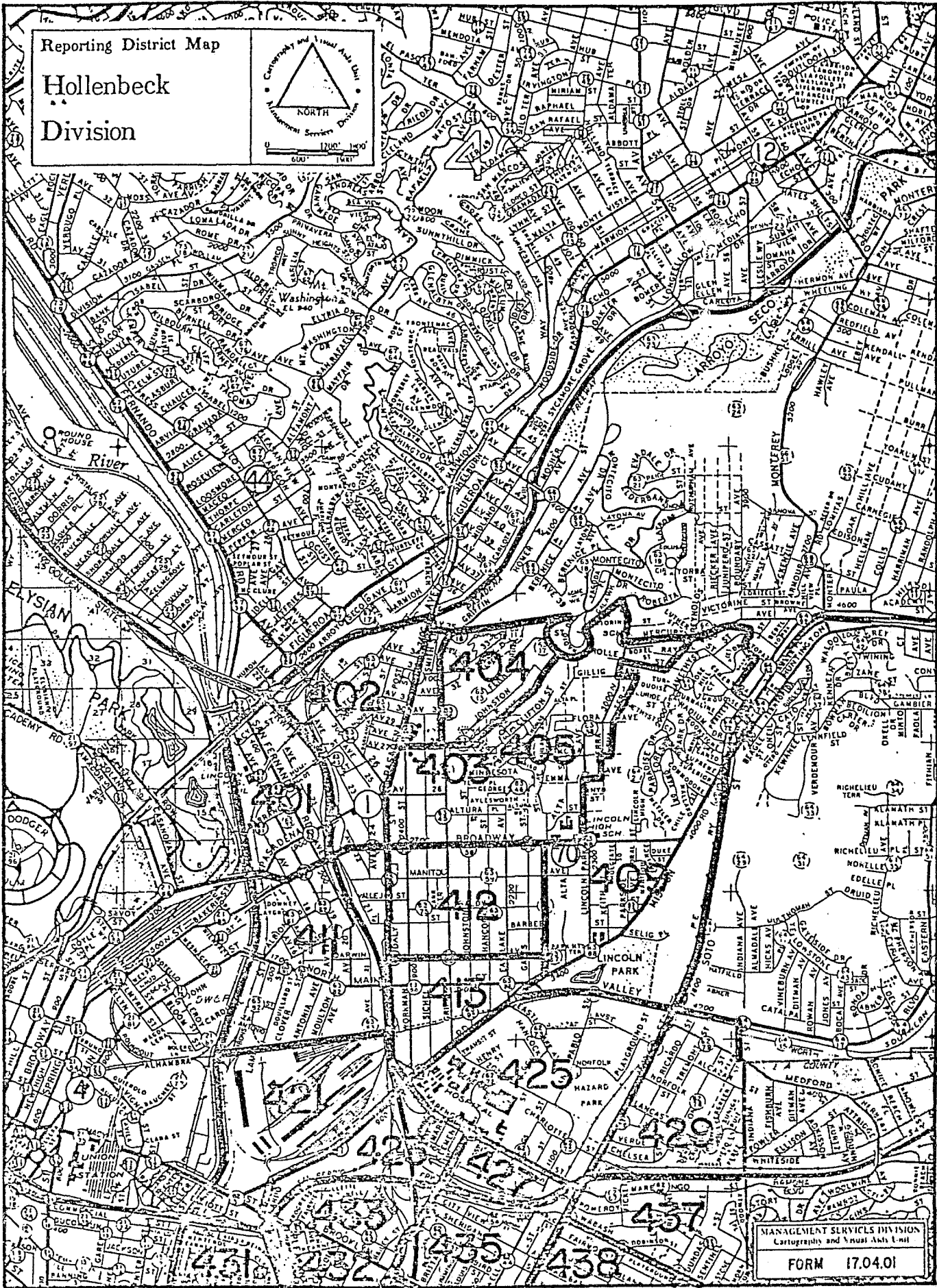
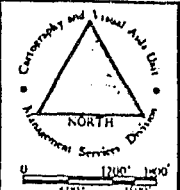
* ALL BOUNDARIES ALONG CENTER LINE OF STREET UNLESS INDICATED OTHERWISE

MANAGEMENT SERVICES DIVISION
 Cartography and Visual Aids Unit
FORM 17.04.00

Reporting District Map

Hollenbeck

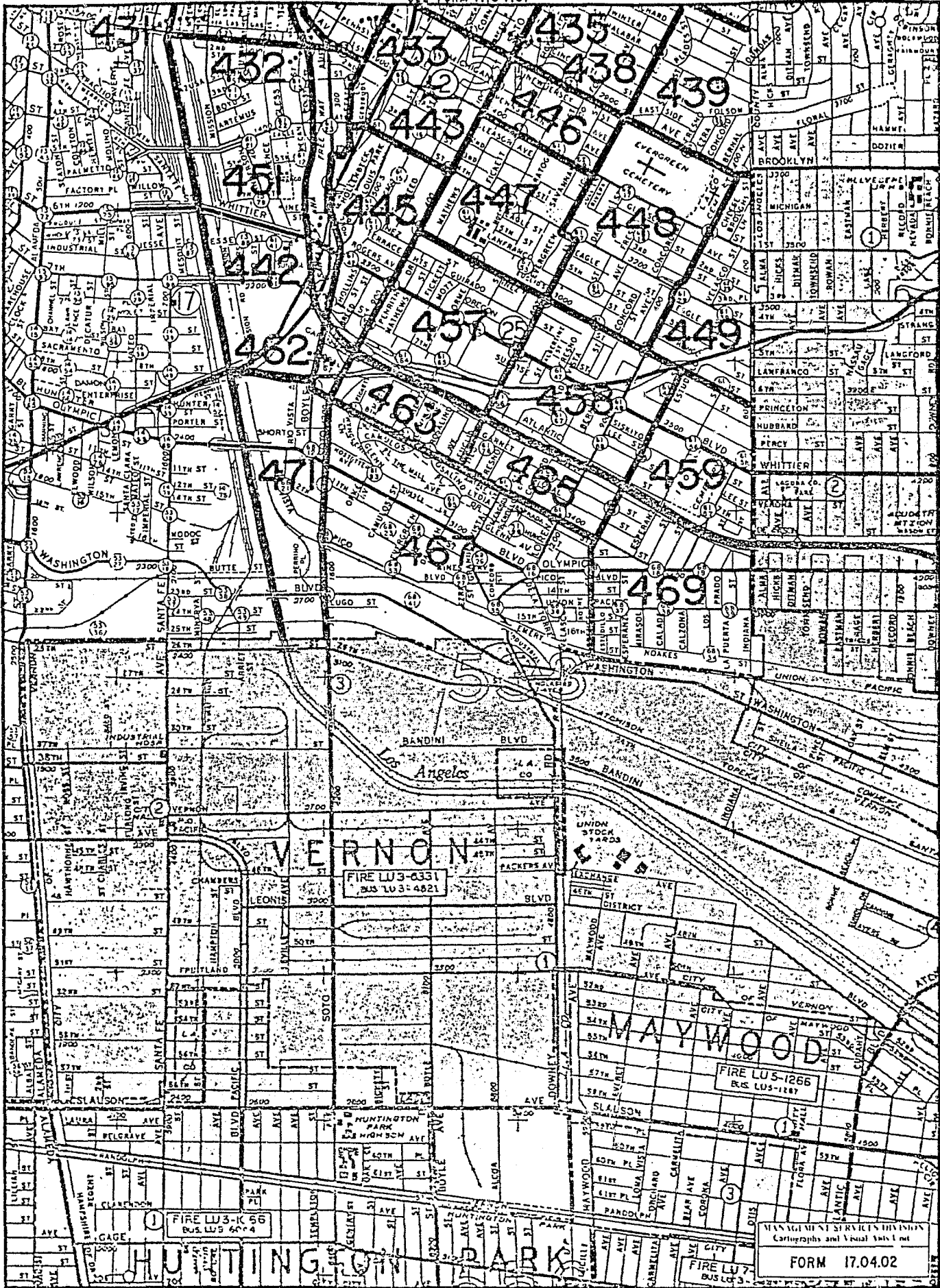
Division




MANAGEMENT SERVICES DIVISION
Cartography and Street Atlas Unit
FORM 17.04.01

SEE FORM 17.04.02

JULY 1972



MANAGEMENT SERVICES DIVISION
Cartography and Visual Aids Unit
FORM 17.04.02



POLICE RPTG. DIST.	CENSUS TRACT	POPULATION		CAUC.	NEGRO	LATIN	AM.-IND.	ORIENTAL	OTHER	REPORTING DISTRICT		
		* %	TOTAL							** %	SQ. MILE	ST. MILI
401	1996	100	290	64	0	224	0	0	2	100	.210	4.03
402	1995	85	2302	358	3	1845	6	70	20	85	.323	6.88
403	1994	35	1248	266	6	882	9	33	52	35	.081	1.25
404	1993	25	787	258	8	474	8	12	27	25	.168	2.37
405	1992	90	4989	619	27	4115	19	145	64	90	.477	8.37
409	1991	100	5753	958	253	4139	47	265	91	100	.700	10.17
411	1997	100	2297	21	2	2185	2	59	28	100	.350	7.73
412	1998	100	4936	718	25	3973	25	126	69	100	.230	5.63
413	1999	100	2330	185	25	2006	30	31	53	100	.170	3.64
421	2034	70	2868	54	1196	1557	18	29	14	70	.336	2.32
423	2035	40	1337	84	24	1044	6	77	102	40	.148	3.83
425	2033	100	2274	983	295	876	21	52	47	100	.440	5.15
427	2036	30	1552	85	17	1362	9	51	28	30	.087	2.01
429	2031	100	4919	213	114	4489	38	15	50	100	.240	4.60
431	2034	25	1025	20	427	556	6	11	5	25	.120	2.63
432	2034	05	204	4	85	111	1	2	1	05	.024	1.48
433	2035	60	2001	121	37	1567	8	115	153	60	.222	6.44
435	2036	70	3622	199	40	3178	22	118	65	70	.203	1.48
437	2032	100	4225	194	19	3760	30	101	121	100	.220	5.10
438	2037	100	6662	304	67	5668	10	541	72	100	.240	5.49

* Percentage of census tract population within reporting district.

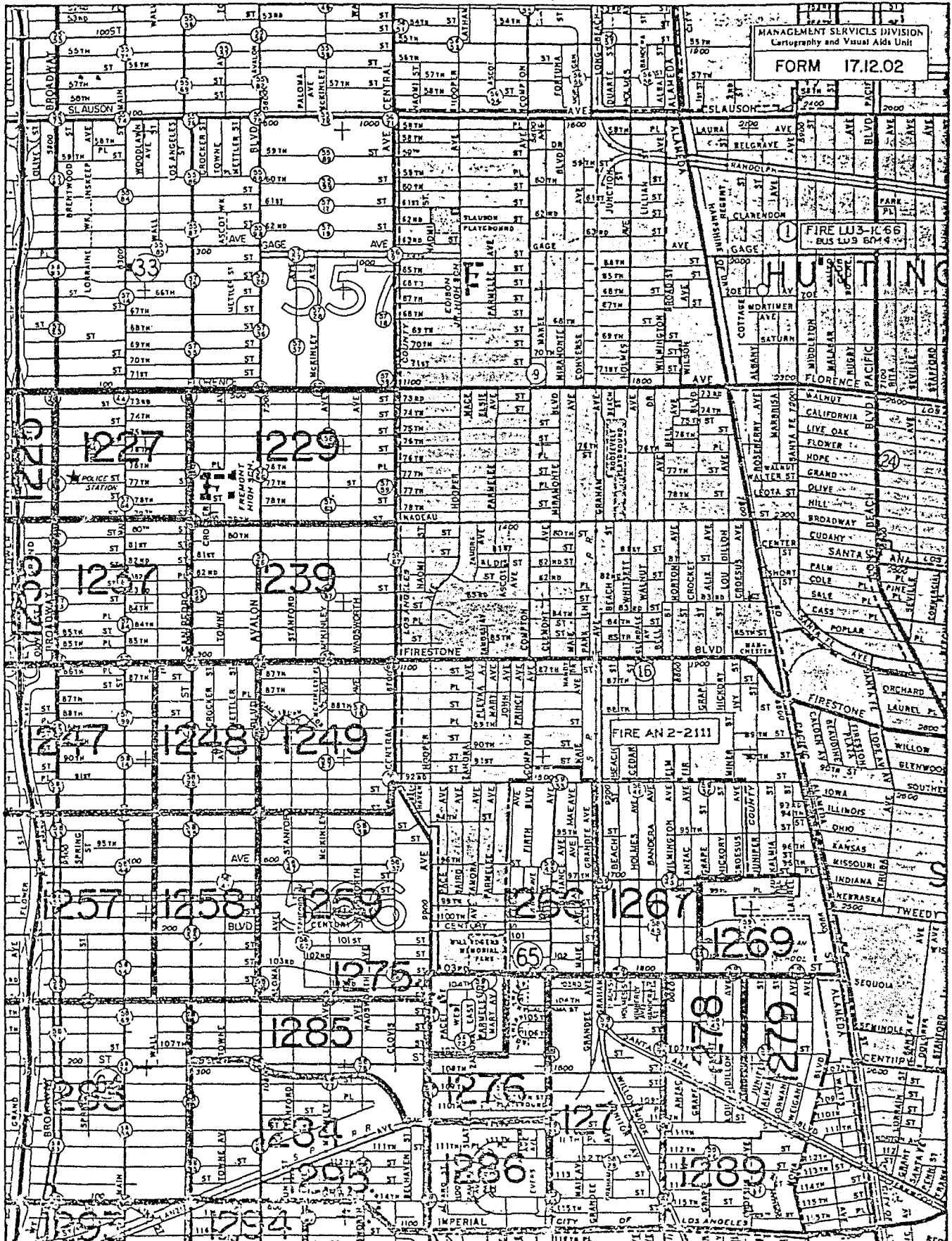
** Percentage of census tract area within reporting district.

POLICE RPTG. DIST.	CENSUS TRACT	POPULATION		CAUC.	NEGRO	LATIN	AM.-IND.	ORIENTAL	OTHER	REPORTING DISTRICT		
		* %	TOTAL							** %	SQ. MILE	ST. MILE
439	2038	100	4328	18	52	3976	13	233	36	100	.190	4.28
442	2045.01	20	1098	121	142	729	14	69	23	20	.126	3.41
443	2044	100	4735	12	37	4072	15	514	85	100	.240	6.63
445	2046	85	2921	110	26	2515	11	171	88	85	.213	2.75
446	2042	100	2873	20	183	2173	2	474	21	100	.120	2.80
447	2043	100	4760	366	10	3573	12	669	130	100	.250	5.06
448	2041	100	4289	7	22	3884	7	356	13	100	.340	5.68
449	2039	100	2926	177	0	2580	7	136	26	100	.160	3.92
451	2045.01	80	4392	480	570	2918	55	276	93	80	.504	9.59
457	2047	75	3676	171	2	3221	5	212	65	75	.285	7.50
458	2048	75	4149	216	4	3755	11	122	41	75	.315	7.27
459	2049	40	1724	124	2	1516	11	43	28	40	.224	3.71
462	2046	15	516	19	5	444	2	30	16	15	.037	1.38
463	2047	25	1227	57	1	1074	2	71	22	25	.095	3.37
465	2048	25	1384	72	1	1252	4	41	14	25	.105	2.77
467	2051	100	5995	817	149	4796	43	48	142	100	.670	11.77
469	2049	60	2586	186	4	2275	16	64	41	60	.336	7.97
471	2045.02	100	0	0	0	0	0	0	0	100	.250	2.68
TOTAL			109200	8681	3880	88764	545	5382	1948		9.449	183.14

* Percentage of census tract population within reporting district.

** Percentage of census tract area within reporting district.

SEE FORM 17.12.01



SEE FORM 17.12.03

JAN. 1973



MANAGEMENT SERVICES DIVISION
 Cartography and Visual Aids Unit
FORM 17.12.03

POLICE RPTG. DIST.	CENSUS TRACT	POPULATION		CAUC.	NEGRO	LATIN	AM.-IND.	ORIENTAL	OTHER	REPORTING DISTRICT		
		• %	TOTAL							•• %	SQ. MILE	ST. MILE
1223	2379	100	4077	256	3600	197	8	9	7	100	.370	8.90
1224	2378	100	4249	631	3202	321	1	82	12	100	.370	6.21
1225	2377	100	5869	209	5274	308	10	25	43	100	.360	7.65
1227	2396	100	3702	157	3209	302	9	11	14	100	.240	5.07
1229	2395	100	4879	218	4116	492	16	8	29	100	.380	8.39
1233	2381	100	4914	384	4109	307	6	78	30	100	.380	9.03
1234	2382	100	5247	661	4112	390	15	15	34	100	.370	9.60
1235	2383	100	7251	137	6579	484	12	7	32	100	.410	8.37
1237	2397	100	4723	135	4347	207	9	0	25	100	.270	5.74
1239	2398	100	6364	18	5967	332	16	12	19	100	.380	8.99
1243	2384	100	4886	538	3967	282	5	26	68	100	.510	11.84
1245	2403	100	5196	208	4669	263	1	13	42	100	.320	5.93
1247	2402	100	4204	265	3554	303	16	0	66	100	.350	9.49
1248	2401	100	2706	78	2332	263	8	2	23	100	.210	4.60
1249	2399	100	5218	139	4877	176	2	10	14	100	.290	6.91
1253	2385	100	5907	240	4876	680	13	25	73	100	.520	11.44
1255	2404	100	5179	425	4216	477	9	25	27	100	.310	7.27
1257	2405	100	5258	208	4648	354	13	29	6	100	.430	11.93
1258	2406	100	3454	116	3095	195	15	7	26	100	.260	6.38
1259	2407	100	5125	82	4783	227	3	4	26	100	.460	10.59

D-47

• Percentage of census tract population within reporting district.

•• Percentage of census tract area within reporting district.

POLICE RPTG. DIST.	CENSUS TRACT	POPULATION		CAUC.	NEGRO	LATIN	AM.-IND.	ORIENTAL	OTHER	REPORTING DISTRICT		
		%	TOTAL							%	SQ. MILE	ST. MILE
1266	2423	100	2705	15	2505	165	10	4	6	100	.240	5.08
1267	2422	100	4273	191	3592	430	4	25	31	100	.320	7.73
1269	2421	100	2830	14	2779	37	0	0	0	100	.120	1.74
1275	2424	100	1142	12	1060	68	1	0	1	100	.070	1.41
1276	2425	100	1755	30	1643	66	3	2	11	100	.180	2.65
1277	2427	100	3528	23	3184	287	16	2	16	100	.390	7.23
1278	2428	100	1769	20	1410	311	1	2	25	100	.120	3.64
1279	2429	100	2596	22	1748	749	13	17	47	100	.140	3.53
1281	2386	100	1196	238	935	0	8	4	11	100	.120	2.99
1282	2412	100	4964	549	4049	276	25	34	31	100	.410	9.00
1283	2411	100	6696	223	5925	430	46	25	47	100	.560	14.60
1284	2409	100	3270	27	3014	195	6	5	23	100	.410	6.50
1285	2408	100	2682	92	2530	42	2	7	9	100	.250	5.49
1286	2426	100	5175	37	4994	135	8	1	0	100	.180	3.26
1289	2431	100	3996	193	3355	429	5	1	13	100	.240	5.17
1292	2413	100	3076	172	2641	210	4	20	29	100	.260	4.92
1293	2414	100	4823	38	4221	481	38	26	19	100	.400	8.22
1294	2415	100	3586	46	3337	185	6	8	4	100	.200	4.68
1295	2416	100	2649	8	2551	77	4	0	9	100	.290	3.39
1297	2911	100	8061	2577	2887	1854	35	516	192	100	1.030	21.02

D-48
Percentage of census tract population within reporting district.

Percentage of census tract area within reporting district.

POLICE RPTG. DIST.	CENSUS TRACT	POPULATION		CAUC.	NEGRO	LATIN	AM.-IND.	ORIENTAL	OTHER	REPORTING DISTRICT		
		• %	TOTAL							• • %	SQ. MILE	ST. MILE
1298	2912	100	6488	2994	613	1039	39	1646	157	100	.780	14.26
1299	2913	100	3991	2033	9	512	25	1301	111	100	1.040	11.93
TOTAL			179659	14659	144514	14538	486	4034	1428		14.940	312.77

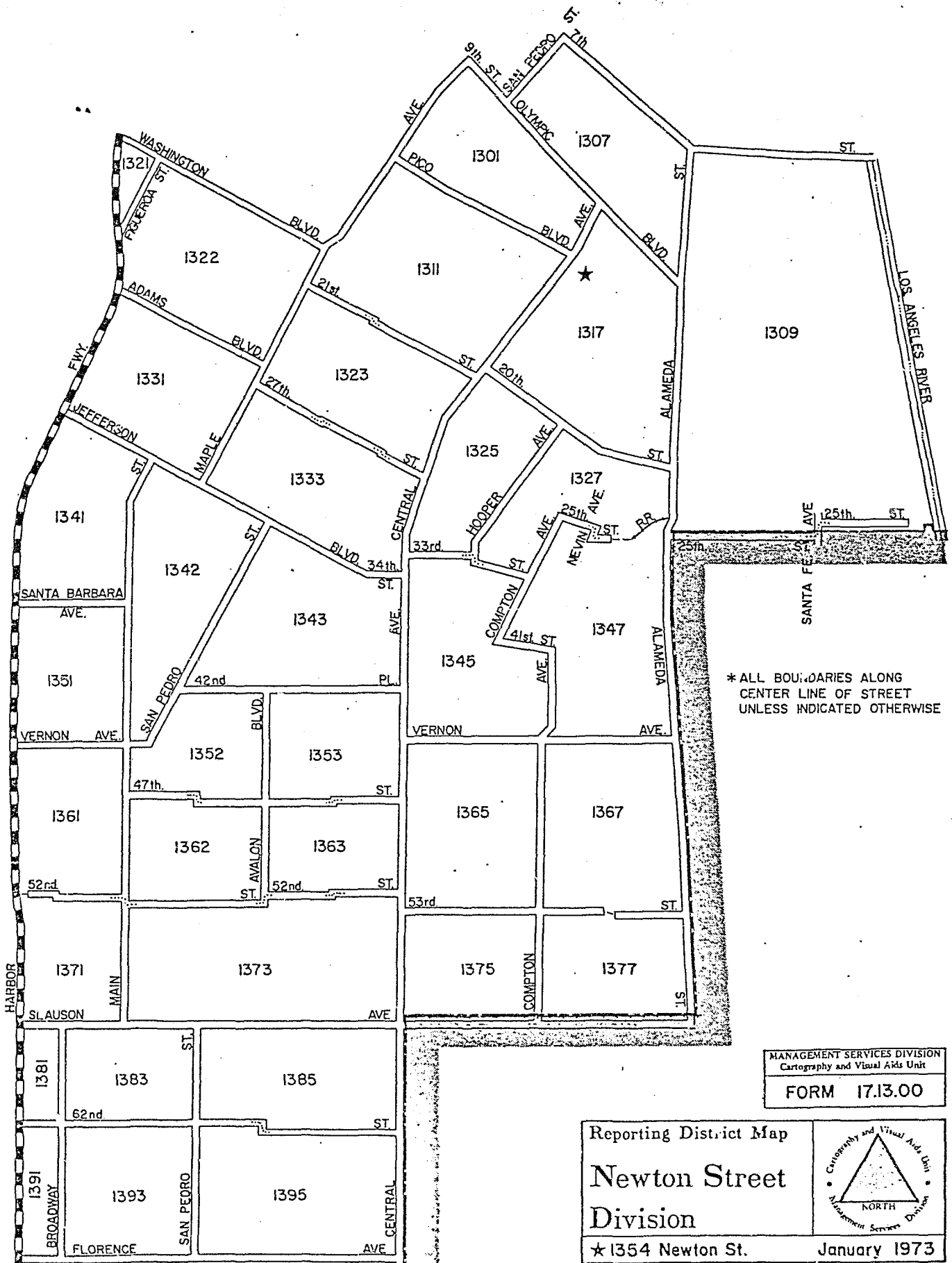
Percentage of census tract population within reporting district.

Percentage of census tract area within reporting district.



CONTINUED

2 OF 3

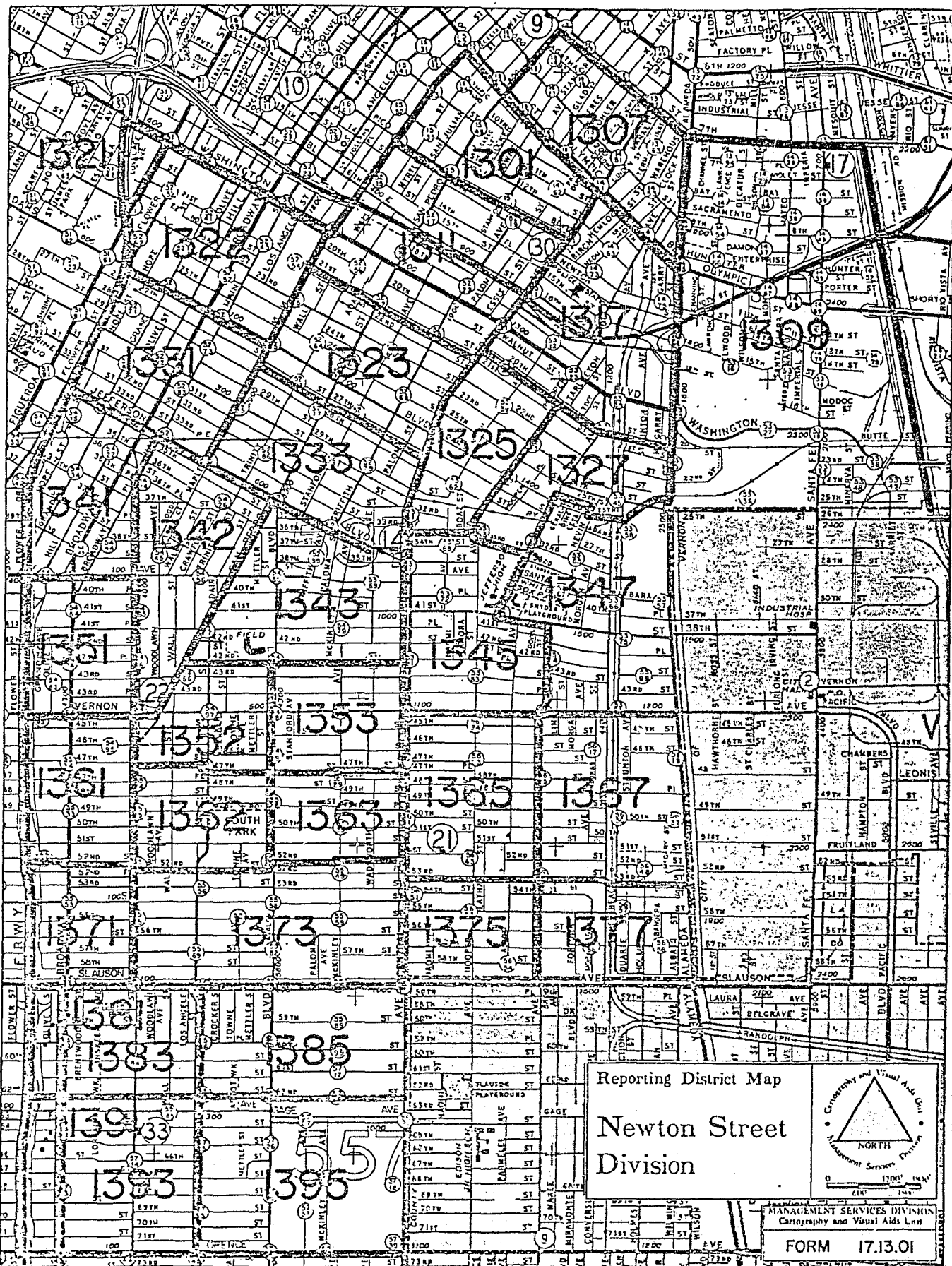


* ALL BOUNDARIES ALONG CENTER LINE OF STREET UNLESS INDICATED OTHERWISE

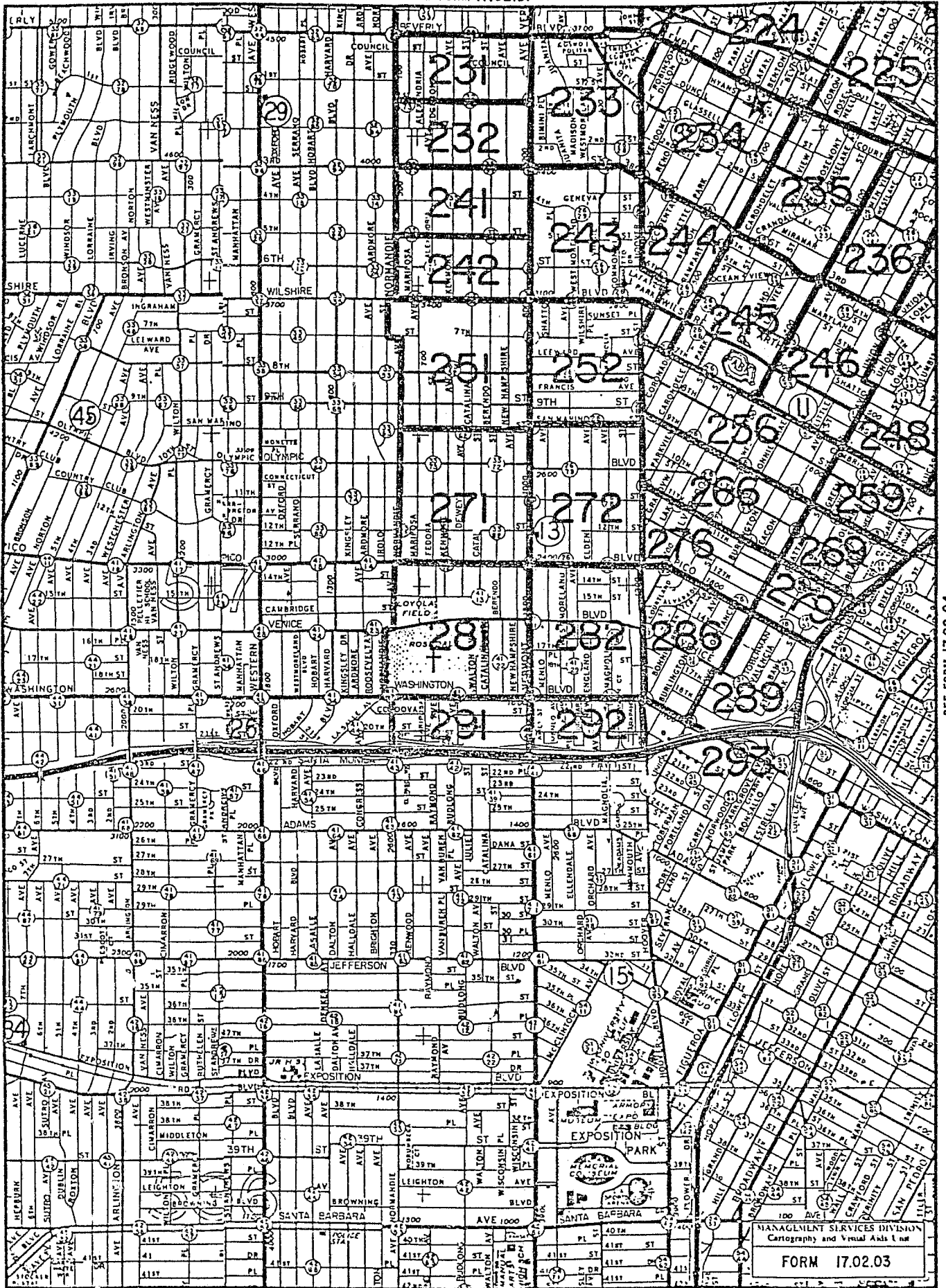
MANAGEMENT SERVICES DIVISION
Cartography and Visual Aids Unit
FORM 17.13.00

Reporting District Map
Newton Street
Division
★ 1354 Newton St. January 1973



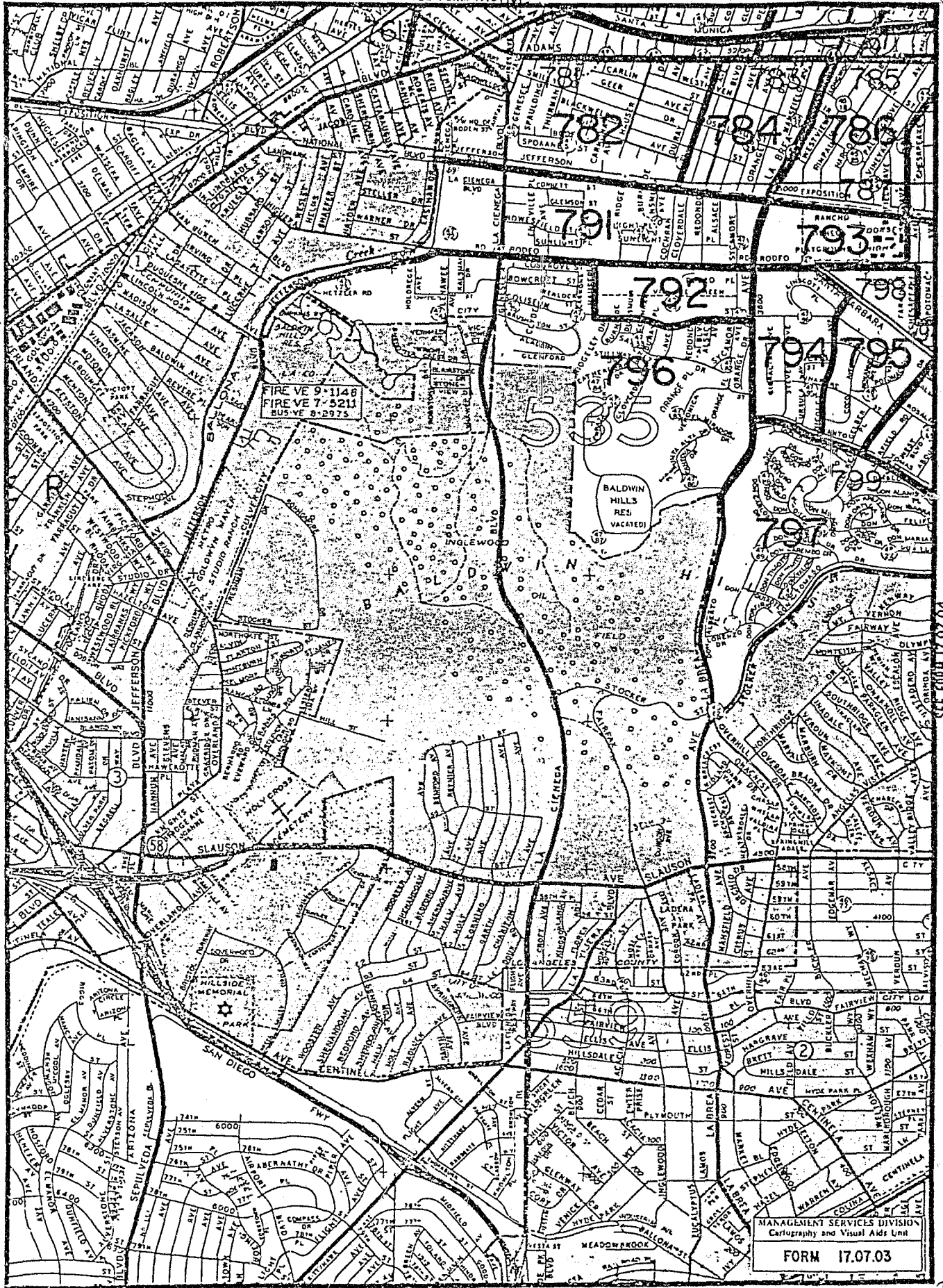


JAN. 1973



SEE FORM 17.02.04

MANAGEMENT SERVICES DIVISION
 Cartography and Visual Aids Unit
 FORM 17.02.03



FIRE VE 9-1148
 FIRE VE 7-5211
 BUS VE 8-2975

BALDWIN
 HILLS
 RES
 VACATED

MANAGEMENT SERVICES DIVISION
 Cartography and Visual Aids Unit
 FORM 17.07.03

SEE FORM 17.07.04

POLICE RPTG. DIST.	CENSUS TRACT	POPULATION		CAUC.	NEGRO	LATIN	AM.-IND.	ORIENTAL	OTHER	REPORTING DISTRICT		
		* %	TOTAL							** %	SQ. MILE	ST. MILE
1301	2262	100	403	39	97	132	0	118	17	100	.230	5.0
1307	2064	50	352	148	27	130	1	40	6	75	.262	6.1
1309	2065	50	209	92	20	61	1	26	9	50	.805	15.1
1311	2263	100	2012	105	670	933	0	239	65	100	.390	10.7
1317	2261	100	354	48	202	85	0	5	14	100	.400	10.3
1321	2244	10	482	79	82	298	4	5	14	10	.030	.8
1322	2245	100	1710	169	222	1166	12	88	53	100	.330	10.1
1323	2264	100	6052	522	2776	2328	7	387	32	100	.280	6.4
1325	2265	100	1942	90	1543	282	4	16	7	100	.200	3.9
1327	2266	100	2130	53	1748	308	8	9	4	100	.200	4.1
1331	2246	57	2059	128	670	1114	15	86	46	67	.214	6.2
1333	2267	100	3517	89	2620	594	33	112	69	100	.300	7.0
1341	2311	65	726	309	90	269	15	22	21	65	.208	5.8
1342	2284	100	4740	213	4007	487	7	13	13	100	.290	6.6
1343	2283	100	4032	65	3810	119	14	8	16	100	.340	7.6
1345	2282	100	4606	48	4443	95	9	1	10	100	.290	6.4
1347	2281	100	2913	213	2306	338	27	0	29	100	.390	7.2
1351	2318	90	3660	32	3250	286	4	57	31	75	.083	4.6
1352	2285	100	2446	27	2230	182	2	3	2	100	.210	4.1
1353	2286	100	2669	18	2539	89	4	12	7	100	.230	4.2

D-54

* Percentage of census tract population within reporting district.

** Percentage of census tract area within reporting district.

POLICE RPTG. DIST.	CENSUS TRACT	POPULATION		CAUC.	NEGRS	LATIN	AM-IND.	ORIENTAL	OTHER	REPORTING DISTRICT		
		* %	TOTAL							** %	SQ. MILE	ST. MILE
1361	2319	75	3239	197	2594	407	11	4	26	75	.210	5.91
1362	2293	100	2569	54	2250	241	9	10	5	100	.160	3.77
1363	2292	100	3028	16	2933	46	7	11	15	100	.140	3.56
1365	2287	100	4569	12	4442	76	12	16	11	100	.310	6.80
1367	2288	100	3894	210	3386	290	6	0	2	100	.330	6.67
1371	2328	70	2058	63	1845	142	6	0	2	70	.161	3.64
1373	2294	100	4722	66	4473	142	12	1	28	100	.440	8.69
1375	2291	100	2550	24	2448	55	5	1	17	100	.180	2.43
1377	2289	100	2796	26	2573	192	0	0	5	100	.210	5.27
1381	2371	25	1402	72	1172	146	2	4	6	25	.097	2.31
1383	2392	100	2795	117	2444	195	6	28	5	100	.240	4.20
1385	2391	100	1279	46	1150	65	5	0	13	100	.310	4.36
1391	2376	25	1108	17	979	100	2	2	8	25	.075	2.22
1393	2393	100	4603	110	4019	424	8	13	29	100	.300	6.08
1395	2394	100	2396	24	2190	146	5	13	18	100	.440	6.10
TOTAL			90022	3541	72250	11963	263	1350	655		9.285	205.17

D-55 •

Percentage of census tract population within reporting district.

•• Percentage of census tract area within reporting district.

APPENDIX E

ADMISSION STATUS CODES

ADMISSION STATUS CODES FOR YOUTH INTAKE

Readmission after Previous Termination

- A - Dropout
- B - Terminated
- C - Other
- D - Enrollment completed, goal achieved
- E - Enrollment completed, maximum goal achieved
- F - Enrollment completed, goal unachieved

Readmission after being Rejected for Services

- G - Have services, no vacancies
- H - Have services, not geographically near
- I - Have services, not appropriate age
- J - Have services, not appropriate sex
- K - Have services, not otherwise eligible
- L - Do not have services
- M - Needs special services
- O - Other

Readmission after Declining Services

- Q - Readmission after declining services

Client IntraSystem Transfers


- R - Progress satisfactory, more appropriate service
- S = Progress satisfactory, further improvement of service
- T - Progress unsatisfactory, more appropriate service
- U - Progress unsatisfactory
- V - Progress unsatisfactory, administrative
- W - Progress satisfactory, administrative
- X - Other, not serviced)

New Admissions

- Z - New Admissions

Transfers

- Y - From holding to Agency



END