

Charlotte Police Department

ANNUAL REPORT



FISCAL YEAR
1977 - 1978

J. C. Goodman
Chief of Police

50899

12

TABLE OF CONTENTS

Police Personnel Distribution.	1
Civilian Personnel Distribution.	2
Departmental Budget Appropriations	3
Return of Part I Offenses.	4
Annexation Data.	5 - 6
Comparison of Part I Offenses.	7
Part I Offenses by Teams	8
Crime Index Graphs	9 - 12
Accident Severity and Traffic Enforcement Activity	13
Arrests.	14
Inspections and Control Bureau Report.	15
Police Reserves Report	16

NCJRS

SEP 2 1977

ACC.

PERSONNEL SUMMARY AND DISTRIBUTION REPORT
FISCAL YEAR 1977-1978

VARIATION

*ALLOCATED POSITIONS FOR FISCAL YEAR 77-78 712
 ACTUAL FIRST OF YEAR 689
 ACTUAL END OF YEAR 687
 *INCLUDES 1 LEAA POSITION AND 8 MANPOWER POSITIONS

SCHOOL CROSSING GUARDS (PART TIME EMPLOYEES) ALLOCATED 96 ACTUAL 0**
 POLICE RESERVES ALLOCATED 100 ACTUAL 59**

POLICE PERSONNEL (As of June 30, 1978)

<u>CLASS TITLE</u>	<u>ALLOCATED</u>	<u>ACTUAL</u>	<u>VACANCIES</u>
POLICE CHIEF	1	1	--
ASSISTANT POLICE CHIEF	1	1	--
POLICE DIVISION COMMANDER	3	3	--
POLICE MAJOR	5	5	--
POLICE CAPTAIN	29	28	1
POLICE DATA PROCESSING SUPERVISOR	1	1	--
POLICE GARAGE SUPERVISOR	1	1	--
POLICE SERGEANT	78	77	1
POLYGRAPH EXAMINER	1	1	--
FIRING RANGE SUPERVISOR	1	1	--
POLICE COMMUNICATIONS CENTER SUPERVISOR	5	5	--
HELICOPTER PILOT	3	3	--
MASTER POLICE OFFICER	110	109	1
POLICE OFFICER	336	318	18
POLICE RADIO DISPATCHER	4	5	+1
 TOTAL POLICE PERSONNEL	 579	 559	 20

**As of June 30, 1978

CIVILIAN PERSONNEL (As of June 30, 1978)

<u>CLASS TITLE</u>	<u>ALLOCATED</u>	<u>ACTUAL</u>	<u>VACANCIES</u>
ASSISTANT CITY ATTORNEY II	2	2	--
CRIME LABORATORY DIRECTOR	1	1	--
POLICE TRAINING SUPERVISOR	1	--	1
ASSISTANT CRIME LABORATORY DIRECTOR	1	1	--
CRIMINALIST II	2	2	--
CRIMINALIST I	4	3	1
FINGERPRINT IDENTIFICATION SUPERVISOR	1	1	--
COMPUTER PROGRAMMER ANALYST I	1	1	--
CHIEF AUTOMOTIVE MECHANIC	1	1	--
FINGERPRINT IDENTIFICATION TECHNICIAN II	2	2	--
COMPUTER PROGRAMMER	1	1	--
POLICE RADIO DISPATCHER	25	24	1
CRIME LABORATORY TECHNICIAN	1	1	--
ADMINISTRATIVE SERVICES OFFICER I	1	1	--
ADMINISTRATIVE ASSISTANT I	1	1	--
AUTOMOTIVE MECHANIC II	3	3	--
OFFICE ASSISTANT VI	1	1	--
ADMINISTRATIVE SECRETARY I	1	1	--
POLICE RECORDS TECHNICIAN	6	7	+1
POLICE RECORDS CLERK	24	23	1
ACCOUNTING CLERK II	1	1	--
AUTOMOTIVE MECHANIC I	4	4	--
OFFICE ASSISTANT V	1	1	--
OFFICE ASSISTANT IV	13	13	--
OFFICE ASSISTANT III	18	17	1
AUTOMOTIVE SERVICE ASSISTANT II	1	1	--
AUTOMOTIVE SERVICE ASSISTANT I	3	3	--
PARKING METER CHECKER	2	2	--
OFFICE ASSISTANT III (TEMPORARY)	1	1	--
TOTAL	124	120	4
<u>LEAA ALLOCATED</u>			
ADMINISTRATIVE ASSISTANT I	1	1	--
TOTAL	1	1	
<u>MANPOWER ALLOCATED</u>			
HUMAN SERVICES ASSISTANT I	4	4	--
POLICE RECORDS CLERK	1	1	--
OFFICE ASSISTANT II	1	1	--
AUTOMOTIVE SERVICES ASSISTANT I	2	1	1
TOTAL	8	7	1
TOTAL CIVILIAN PERSONNEL	133	128	5
TOTAL POLICE & CIVILIAN PERSONNEL	712	687	25

FY 1977 - 1978
Budget Appropriations

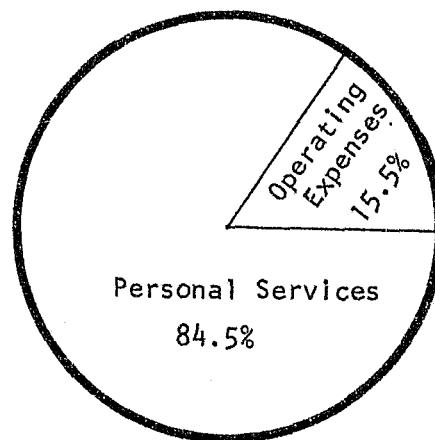
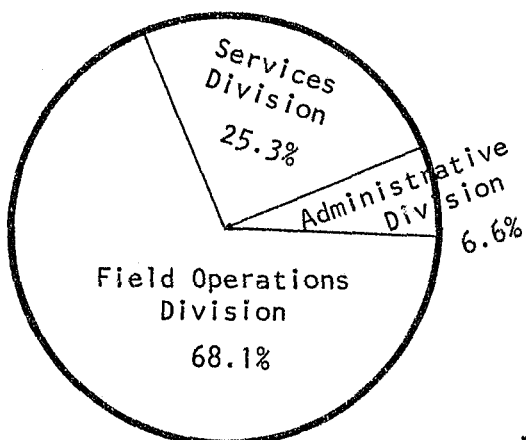
Administrative Division	Total Budget	Percent of Budget
Administration and Staff	\$267,944	2.3
Training Bureau	202,627	1.7
Administrative Services Bureau	176,623	1.5
Inspections and Control Bureau	128,069	1.1
	<u>775,263</u>	<u>6.6</u>

Field Operations Division		
Adam Patrol Bureau	\$2,751,044	23.6
Baker Patrol Bureau	2,720,033	23.4
Charlie Patrol Bureau	1,955,297	16.8
Helicopter Unit	143,354	1.2
Special Investigations Bureau	363,086	3.1
	<u>7,932,814</u>	<u>68.1</u>

Services Division		
Crime Laboratory Bureau	289,082	2.5
Property Bureau	367,332	3.2
Auto Maintenance	913,348	7.8
Records Bureau	820,744	7.1
Communications Bureau	549,997	4.7
	<u>\$2,940,503</u>	<u>25.3</u>

Departmental Total	\$11,648,580*	100.0
*This figure does not include LEAA Monies		

Total Expenditure Per Capita.	\$35.84**
**This figure is based on the December, 1977 population of 325,000	



PART I OFFENSES FOR FISCAL YEAR 1978

CLASSIFICATION OF OFFENSES	Actual Offenses	Offenses Cleared By Arrest	Clearance Rate
1. Criminal Homicide			
a. Murder and Non-negligent Manslaughter	48	36	75.0
b. Manslaughter by Negligence	9	3	33.3
2. Total Forcible Rape	111	59	53.2
a. Rape by Force	90	50	55.6
b. Assault to Rape - Attempts	21	9	42.9
3. Total Robbery	625	183	29.3
a. Armed - Any Weapon	417	113	27.1
b. Strong Arm - No Weapon	208	70	33.7
4. Total Assault	2,807	2,015	71.8
a. Gun	594	379	63.8
b. Knife or Cutting Instrument	450	318	70.7
c. Other Dangerous Weapon	347	239	68.9
d. Other Aggravated	130	99	76.2
e. Other Non-aggravated	1,286	980	76.2
5. Total Burglary	7,344	1,188	16.2
a. Forcible Entry	5,491	920	16.8
b. Unlawful Entry - No Force	1,440	215	14.9
c. Attempted Forcible Entry	413	53	12.8
6. Larceny - Theft	11,887	2,410	20.3
a. \$200 and Over in Value	2,308	159	6.9
b. Under \$200 in Value	9,579	2,251	23.5
7. Total Auto Theft	1,035	256	24.7
TOTAL OFFENSES	23,866	6,150	25.8

On December 1, 1977, the City of Charlotte annexed 18.5 square miles of territory and increased its population by 29,500 persons.* This resulted in the City attaining a total land area of 123.4 square miles and a total population of approximately 325,000.* In order to provide service for the enlarged City the Charlotte Police Department increased its manpower by thirty-one sworn officers and established a third Patrol Operations Bureau. Statistical records, accordingly, were modified to accommodate the changes in the City and the departmental organization.

If certain allowances are not made, a comparison of crime statistics prior to and following the December 1977, annexation date may be misleading. For this reason the Part I Offenses which occurred within the former city limits and those which occurred within the newly annexed areas have been separated for the purposes of this report. Both groups can then be compared to the Part I Offenses for Fiscal Year 1977. If annexation had not taken place Charlotte would have enjoyed a 4.6 decrease in Part I Crime. Including those Part I Offenses in the comparison which occurred in the newly annexed areas (726), there was still a 1.6 decrease overall in Part I Offenses between the two fiscal years. Listed on the next page are the census and sub-census tracts that were annexed into the City on December 1, 1977.

*Obtained from the Charlotte Planning Commission

AREAS ANNEXED ON DECEMBER 1, 1977

Census Tract	Sub-Census Tract			
	The Remaining Part of the Sub-Census Tract was Annexed on 12-1-77	Part of the Sub-Census Tract was in the City prior to 12-1-77 and not completely annexed on 12-1-77	Entire Sub-Census Tract Annexed on 12-1-77	Annexed Part of Sub- Census Tract that was not in City Prior to 12-1-77
15	5, 6			7(32), 8(1)
16			7(3), 8(5), 9(197)	
19			7(57)	8(24), 12(1), 16(16)
20				9(8)
29	10			
30		14		16(6), 17(12)
38				14(15)
39	2, 6			8(51)
43	0, 2, 8		10(8), 11(7), 12(11)	9(2)
44	5	6, 7		
53	3, 7, 8, 9		10(68), 11(92)	
55			0(12), 1(17)	
58				1(2)
59				0(8), 1(0)
60				10(21), 12(37), 13(13)

() = Number Offenses

Total Offenses :

477

249

726**

COMPARISON OF PART I OFFENSES BETWEEN
FISCAL YEARS 1977 AND 1978

Part I Offenses	FY 1978*	FY 1977	Annual Percent Change Not Including Annexed Areas	Part I Offenses Occurring in New Annexed Areas (December 1, 1977- June 30, 1978)	Annual Percent Change Including Annexed Areas
Criminal Homicide	56	75	-25.3	1	-24.0
Rape	110	96	+14.6	1	+15.6
Robbery	618	670	-7.8	7	-6.7
Assault	2,759	2,689	+2.6	48	+4.4
Burglary	7,172	7,044	+1.8	172	+4.3
Larceny	11,420	12,719	-10.2	467	-6.5
Auto Theft	1,005	960	+4.7	30	+7.8

T o t a l	23,140	24,253	-4.6	726**	-1.6

*These annual statistics do not include the Part I Offenses that occurred in the areas annexed in December, 1977.

**See Page 6

PART I OFFENSES BY TEAMS

	FISCAL YEAR 1978	PERCENT OF TOTAL OFFENSES
<u>ADAM BUREAU</u>		
A-1	1,750	7.3
A-2	1,740	7.3
A-3	1,640	6.9
A-4	1,678	7.0
A-5	1,874	7.9
TOTAL	8,682	36.4
 <u>BAKER BUREAU</u>		
B-1	1,614	6.8
B-2	1,520	6.4
B-3	1,720	7.2
B-4	1,710	7.2
B-5	1,422	5.9
TOTAL	7,986	33.5
 <u>CHARLIE BUREAU*</u>		
C-1	1,050	4.4
C-2	1,734	7.2
C-3	1,625	6.8
C-4	1,077	4.5
C-5	1,712	7.2
TOTAL	7,198	30.1
 GRAND TOTAL	 23,866	 100.0

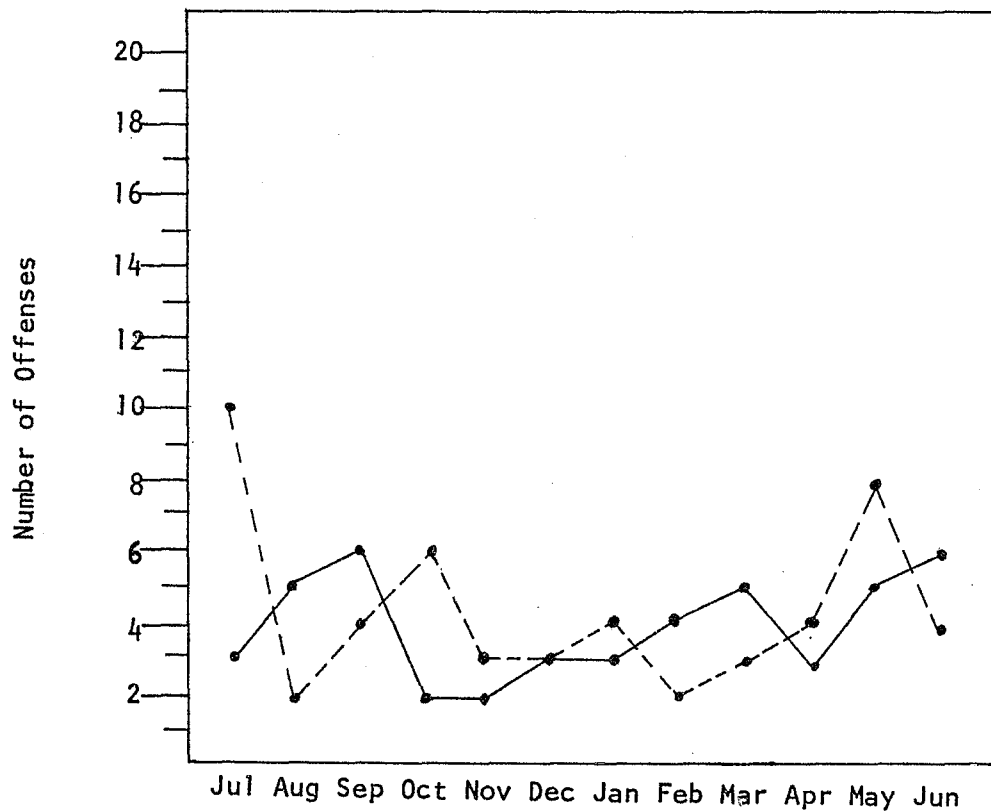
*The offenses that occurred in the present Charlie Teams prior to December 1, 1977 (the annexation date), are reflected in the annual statistics for the Charlie Bureau.

Fiscal Year 1978

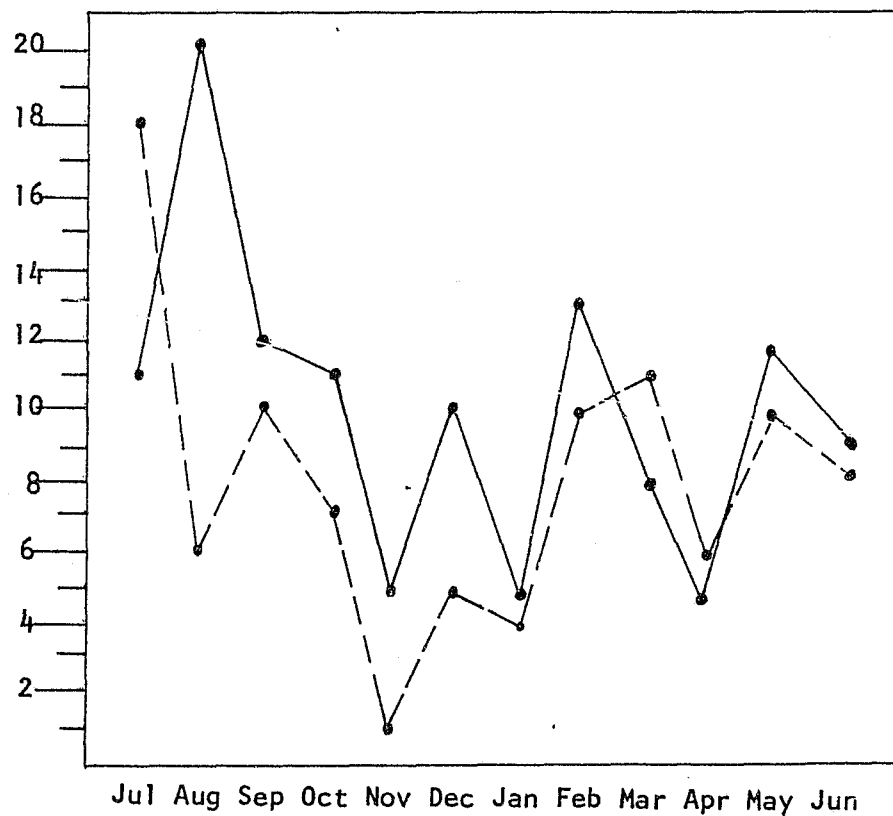
Fiscal Year 1977

CRIME INDEX GRAPHS

Murder



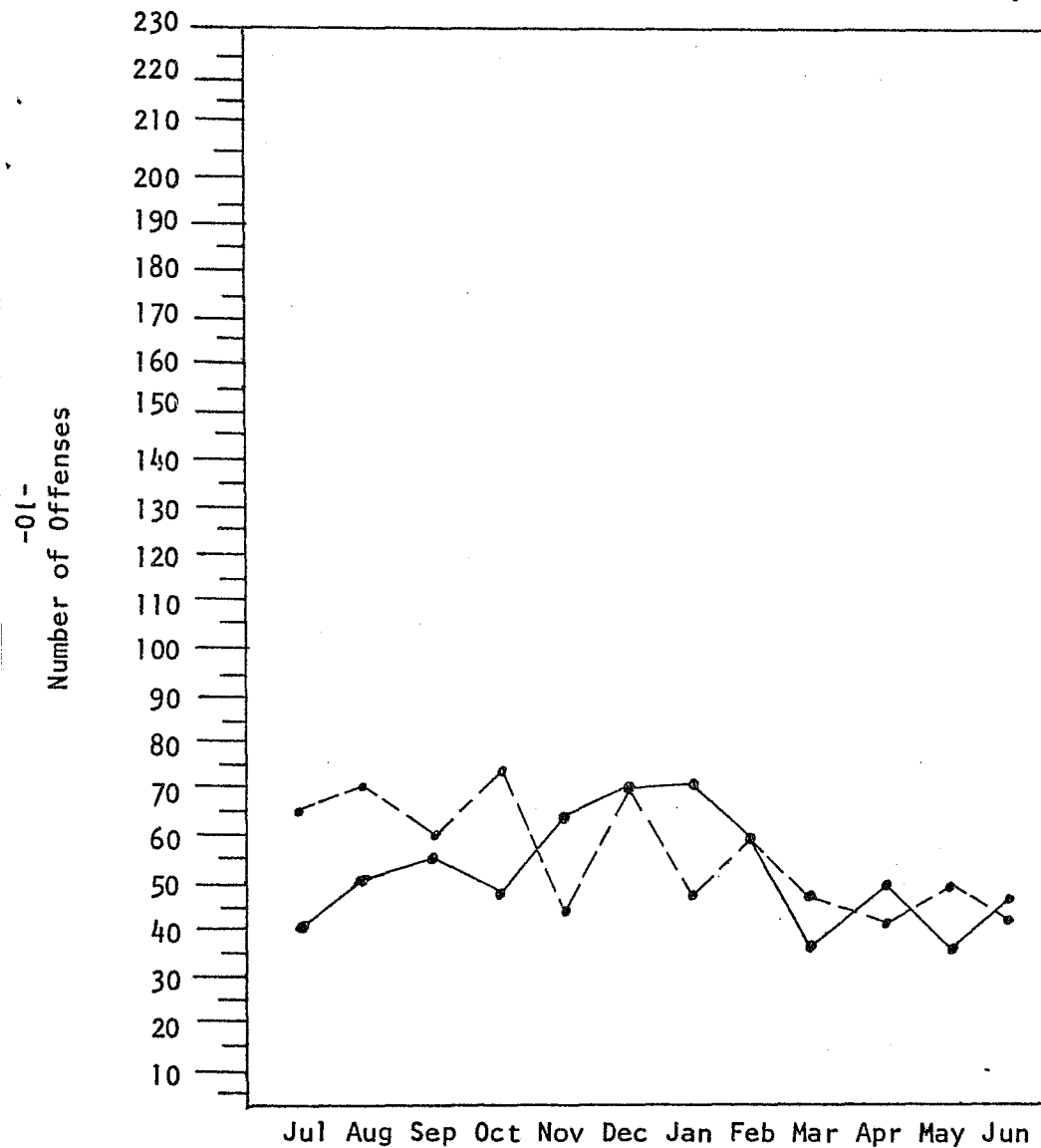
Rape



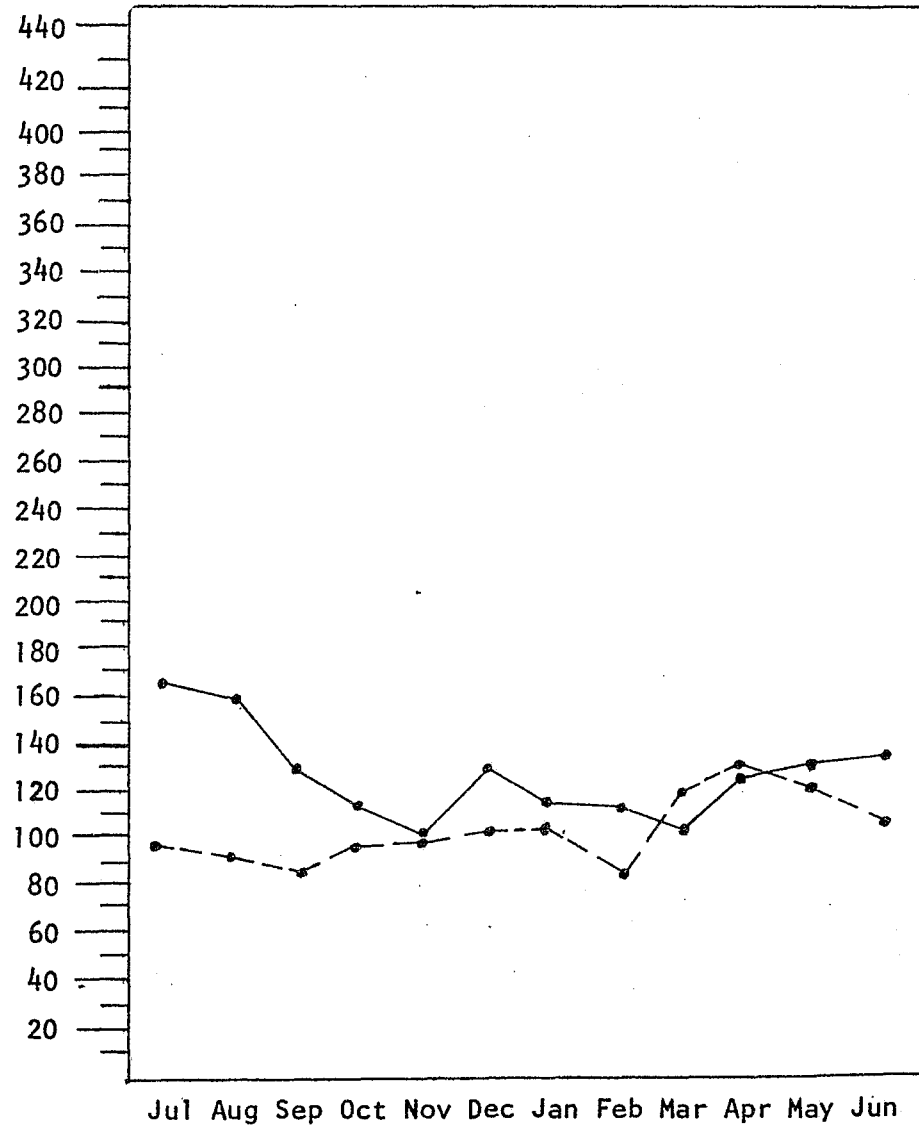
— Fiscal Year 1978

- - - Fiscal Year 1977

Robbery



Aggravated Assault

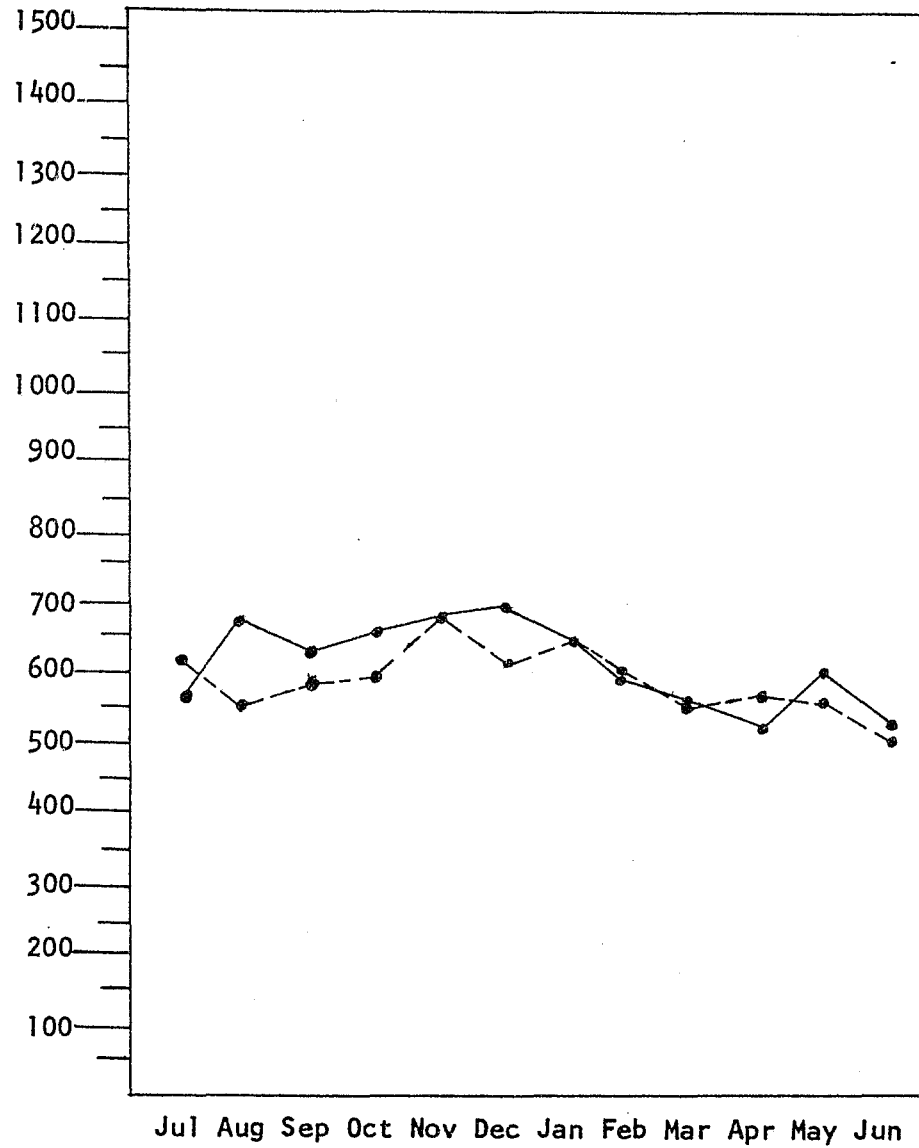


Fiscal Year 1978

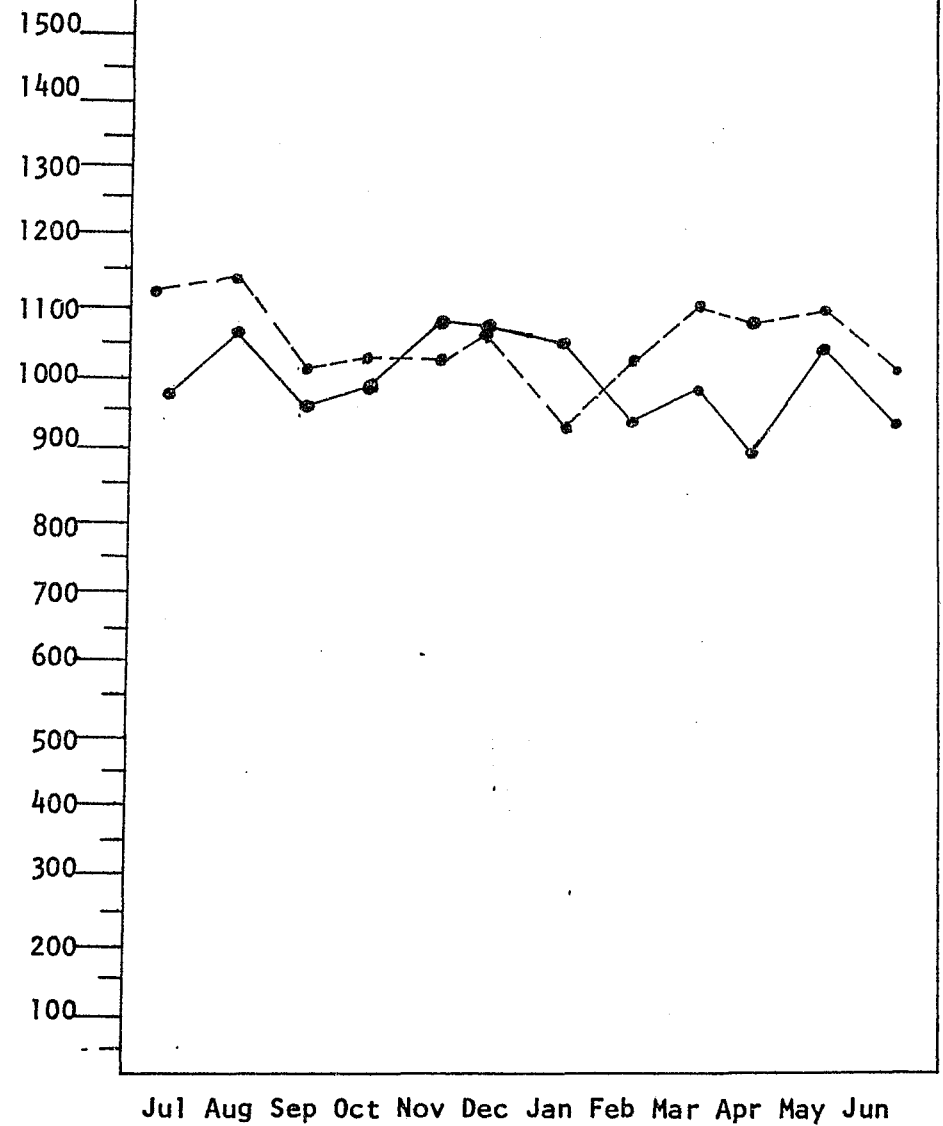
Fiscal Year 1977

Burglary

Number of Offenses



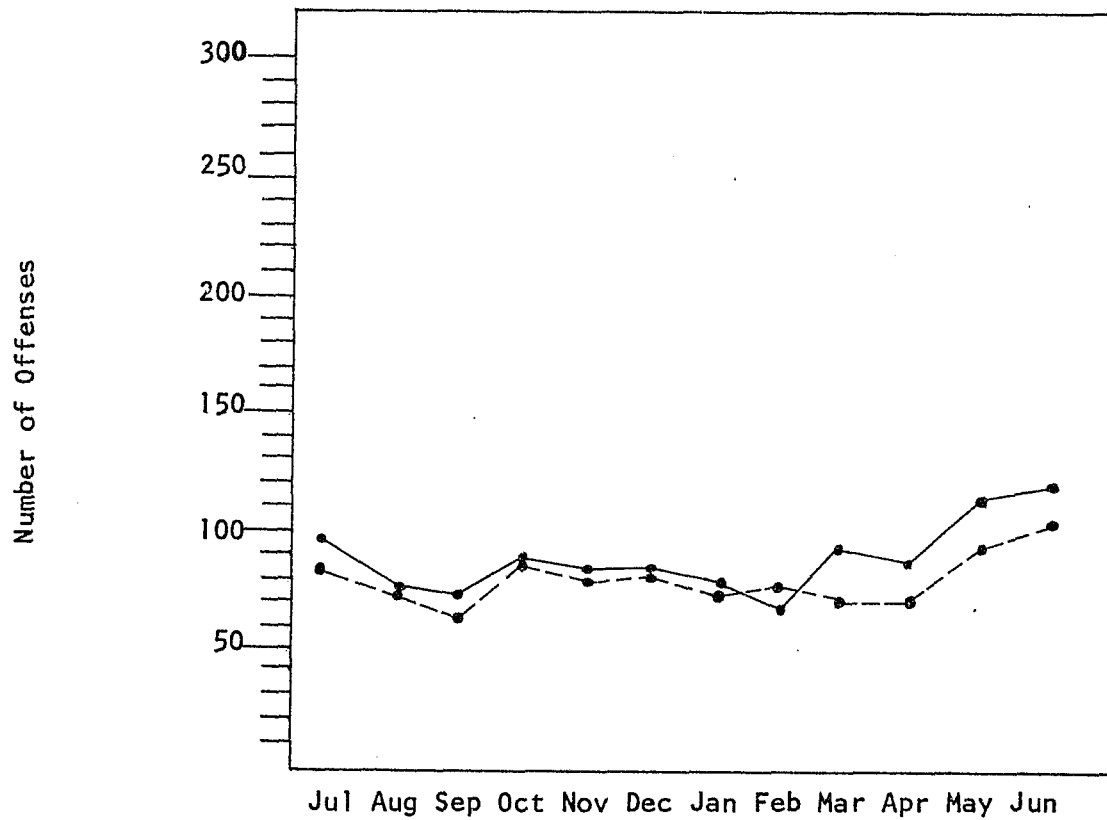
Larceny



_____ Fiscal Year 1978

_____ Fiscal Year 1977

Auto Theft



ACCIDENT SEVERITY

	<u>FISCAL YEAR 1978</u>	<u>FISCAL YEAR 1977</u>
ACCIDENTS:		
Fatal Accidents	25	32
Auto Occupants Killed	21	29
Pedestrians Killed	5	6
Personal Injury Accidents	4,488	3,931
Auto Occupants Injured	6,980	6,052
Pedestrians Injured	348	512
Total Pedestrian Accidents	376	328
Property Damage Accidents	8,337	7,464
Accidents Investigated by S.H.P. (City Limits-Interstate Highway)	363	342
Total Accidents	13,213	11,769

TRAFFIC ENFORCEMENT ACTIVITY

	<u>FISCAL YEAR 1978</u>	<u>FISCAL YEAR 1977</u>
TYPE OF VIOLATION		
Illegal Speed	12,516	10,671
Improper Turn	887	422
Red Light	2,010	2,550
Stop Sign	521	661
Fail to Yield	116	230
Following Too Close	59	133
One Way Street	80	87
Fail to Make Safe Movement	374	792
Driving Under the Influence	1,448	1,317
Other Hazardous Violations	1,209	1,307
Total Hazardous Violations	19,220	18,170
Defective Brakes	13	26
Defective Muffler	676	901
Truck Ordinance	31	47
Driver's License	2,390	1,910
Improper Registration	673	487
Other Non-Hazardous Violations	3,199	2,900
Total Non-Hazardous Violations	6,982	6,271
Total Violations	26,202	24,441

ARRESTS

CLASSIFICATION OF OFFENSES	ADULT		JUVENILE	
	FY 1978	FY 1977	FY 1978	FY 1977
Homicide	45	52	--	--
Rape	33	35	7	1
Robbery	159	192	20	35
Aggravated Assault	655	607	25	26
Other Assaults	1,755	1,898	101	102
Burglary	641	704	279	325
Larceny - Theft	1,815	1,789	216	218
Auto Theft	106	110	58	35
Sub Total	5,209	5,387	706	742
Arson	9	9	12	12
Forgery & Counterfeiting	74	98	2	2
Fraud	1,919	2,529	--	--
Embezzlement	66	62	--	--
Stolen Property: Buy, Rec., Pos.	41	23	2	5
Vandalism	356	292	93	85
Weapons: Carry, Possess, etc.	278	217	13	16
Prostitution & Vice	169	102	1	--
Sex Offenses	64	68	1	9
Narcotic Laws	630	722	72	62
Gambling: Bookmaking	--	2	--	--
Numbers & Lottery	18	16	--	--
All Others	5	21	--	--
Offenses Against Family & Children	261	382	--	--
Driving Under the Influence	1,449	1,294	1	1
Liquor Laws	170	102	3	3
Drunkenness	5,696	4,923	19	9
*Detoxification Center	2,784	4,314	--	--
Disorderly Conduct	195	169	11	13
Loitering	--	2	--	--
Miscellaneous & All Other Offenses	2,480	1,969	307	333
Hazardous Violations	451	442	15	9
Non-Hazardous Violations	748	609	49	52
Total Arrests	20,289	19,440	1,664**	1,664**

*Not Included in Arrests Totals

**This total includes shoplifting, bicycle larceny, violations City ordinance, and escapees and runaways.

INSPECTIONS AND CONTROL BUREAU
Fiscal Year Report
Status of Complaint Investigations

<u>New Complaints Received</u>	<u>FY 1978</u>	<u>FY 1977</u>
Major		
Unnecessary Use of Force	33	21
Misconduct	24	21
Harassment	--	2
Services/Other	21	35
Total Major	78	79
Other	307	310
Undetermined or unfounded	1	34
<u>Total All Complaints</u>	386	423

Major Cases Disposed of

Unnecessary Use of Force and Misconduct - Unfounded	2	2
Exonerated	8	5
Not Sustained	16	17
Sustained	32	29
Total Unnecessary Use of Force and Misconduct	58	53
Other Major Cases Disposed of		
Unfounded	--	--
Exonerated	--	--
Not Sustained	1	3
Sustained	16	23
<u>Total Other</u>	17	26

Disciplinary Action Taken on Major Cases

Departmental Change	1	--
Written Reprimand	8	9
Suspension	27	26
Cited to Civil Service Board	4	7
Resignation	7	5
Oral Reprimand	1	5
<u>Total</u>	48	52

THE CHARLOTTE POLICE RESERVES
MAN-HOURS CONTRIBUTED BY ACTIVITY

ACTIVITY	<u>FISCAL YEAR 1978</u>	<u>FISCAL YEAR 1977</u>
Administrative	1,638	1,917
Monthly Training Class	1,053	943
Vehicle Patrol	10,565	11,514
Traffic Control	60	109
Foot Patrol	206	15
Coliseum	124	86
Freedom Park	353	373
Park Center	137	169
Memorial Stadium	134	371
Parades	299	293
Crime Scene Search Section (Crime Lab)	9	480
Special Assignment	1,658	1,372
Plain Clothes	--	--
Court Duty	35	82
Special Team Meetings "A" - "B"	253	169
Range Requalifying	203	401
N. C. Criminal Justice Training	1,555	2,785
Miscellaneous	--	4
Total Hours	18,282	21,083

END