


VIRGINIA DEPARTMENT OF CORRECTIONS




**ADULTS
AND
CHILDREN
UNDER
COMMUNITY
SUPERVISION**

1978
1978
1978
1978
1978

54908

VIRGINIA DEPARTMENT OF CORRECTIONS



Your agency is on our distribution list for this report. Please return this page to the address below if you wish to be removed from the mailing list or if we have the incorrect address, or you need additional copies of the publication.

☐

DISCONTINUE SENDING REPORT

☐

SEND _____ ADDITIONAL REPORTS

ACQUISITIONS DEPT
NATL CRIMINAL JUSTICE REF SERVICE
BOX 6000
ROCKVILLE MARYLAND 20850
CODE NO 00078

NCJRS

MAR 3 1978

ACQUISITIONS

Correct Mailing Address:

Return this information to:

DEPARTMENT OF CORRECTIONS
Research and Reporting Unit
Reporting Section
P. O. Box 26963
Richmond, Virginia 23261

PSW 79

**Adults and Children
Under Community Supervision**



**Commonwealth of Virginia
Department of Corrections**

1978


VIRGINIA DEPARTMENT OF CORRECTIONS

Terrell Don Hutto, DIRECTOR

*Herbert A. Parr
EXECUTIVE ASSISTANT DIRECTOR*

*Carlton B. Bolte
DIVISION OF COMMUNITY
AND PREVENTION SERVICES*

*Frank P. Mueller
DIVISION OF CAPITAL OUTLAY
AND MAINTENANCE*



*Robert M. Landon
DIVISION OF INSTITUTIONAL SERVICES*

*William E. Weddington
DIVISION OF PROGRAM
DEVELOPMENT AND EVALUATION*

*Charles S. Owen (Acting Assistant Director)
DIVISION OF FINANCE*

*P.O. Box 26963
Richmond, Virginia 23261*

PREFACE

The information in this publication was compiled by the Research and Reporting Unit, Division of Program Development and Evaluation. The data concerning court service units was supplied by the information system administered by the Evaluation and Monitoring Unit of the Division of Program Development and Evaluation. The data concerning adults under supervision of Probation and Parole officers was supplied by the Division of Community and Prevention Services (formerly Division of Probation and Parole Services).

All questions or remarks concerning this publication should be addressed to:

DEPARTMENT OF CORRECTIONS
Research and Reporting Unit
P. O. Box 26963
Richmond, Virginia 23261

(804) 257-1974

TABLE OF CONTENTS

	Page
County/City Index	1

VIRGINIA COURT SERVICE UNITS

Narrative Analysis of Children and Families Under Supervision of Virginia Court Service Units.....	4
--	---

Chart 1 - Services Provided By Court Service Units Fiscal Year Ending June 30, 1978.....	7
---	---

Chart 2 - Juvenile Probation Cases Closed During Fiscal Year 1978.....	8
---	---

Regional Summary	9
------------------------	---

Statistical Tables

Region I - Tidewater	12
Region II - Richmond	28
Region III - Northern Virginia	42
Region IV - Valley	52
Region V - Roanoke	58
Region VI - Southwest Virginia	68

PROBATION/PAROLE OFFICES

Narrative Analysis of Adults Under Supervision of Division of Probation and Parole Services.....	78
---	----

Regional Summary	79
------------------------	----

Chart 3 - Cases Received and Removed From the Supervision of Probation and Parole Offices During Fiscal Year 1978	81
---	----

Chart 4 - Regional Summary of Adults Served By Division of Probation and Parole Services Fiscal Year Ending June 30, 1978.....	82
--	----

Probation/Parole/Pardon Workload For Fiscal Year 1978.....	83
---	----

Statistical Tables

Richmond Region	84
Staunton Region	87
Roanoke Region	92
Lynchburg Region	97
Petersburg Region	101
Tidewater Region	108
Northern Virginia Region	116

INDEX OF LOCALITIES

COUNTIES	JUVENILE COURT SERVICE WORKLOAD DATA	ADULT PROBATION/PAROLE WORKLOAD DATA *	COUNTIES	JUVENILE COURT SERVICE WORKLOAD DATA	ADULT PROBATION/PAROLE WORKLOAD DATA *
ACCOMACK	p. 15	p. 110	HALIFAX	p. 57	p. 104
ALBEMARLE	51	87	HANOVER	39	85
ALLEGHANY	53	89	HENRICO	38	86
AMELIA	31	103	HENRY	59	100
AMHERST	65	97	HIGHLAND	53	89
APPOMATTOX	57	105	ISLE OF WIGHT	21	102
ARLINGTON	42	116	JAMES CITY	29	115
AUGUSTA	53	89	KING GEORGE	39	85
BATH	53	89	KING & QUEEN	29	101
BEDFORD	65	99	KING WILLIAM	29	101
BLAND	71	93	LANCASTER	39	107
BOTETOURT	53	92	LEE	73	95
BRUNSWICK	27	103	LOUDOUN	47	90
BUCHANAN	71	95	LOUISA	51	87
BUCKINGHAM	57	105	LUNENBURG	57	104
CAMPBELL	65	97	MADISON	51	91
CAROLINE	39	85	MATHEWS	29	101
CARROLL	67	93	MECKLENBURG	57	104
CHARLES CITY	29	115	MIDDLESEX	29	101
CHARLOTTE	57	105	MONTGOMERY	67	96
CHESTERFIELD	33	106	NELSON	65	97
CLARKE	55	88	NEW KENT	29	115
CRAIG	53	92	NORTHAMPTON	15	110
CULPEPER	51	91	NORTHUMBERLAND	39	107
CUMBERLAND	57	105	NOTTOWAY	31	103
DICKENSON	71	95	ORANGE	51	91
DINWIDDIE	31	103	PAGE	55	88
ESSEX	39	107	PATRICK	59	100
FAIRFAX	45	117	PITTSYLVANIA	61	98
FAUQUIER	47	90	POWHATAN	31	103
FLOYD	67	96	PRINCE EDWARD	57	105
FLUVANNA	51	87	PRINCE GEORGE	27	103
FRANKLIN	61	99	PRINCE WILLIAM	49	118
FREDERICK	55	88	PULASKI	67	93
GILES	71	93	RAPPAHANNOCK	47	90
GLOUCESTER	29	101	RICHMOND	39	107
GOOCHLAND	51	87	ROANOKE	63	92
GRAYSON	67	93	ROCKBRIDGE	53	89
GREENE	51	91	ROCKINGHAM	55	89
GREENSVILLE	27	103	RUSSELL	71	94

INDEX OF LOCALITIES (Continued)

COUNTIES	JUVENILE COURT SERVICE WORKLOAD DATA	ADULT PROBATION/PAROLE WORKLOAD DATA*	COUNTIES	JUVENILE COURT SERVICE WORKLOAD DATA	ADULT PROBATION/PAROLE WORKLOAD DATA*
SCOTT	p. 73	p. 95	TAZEWELL	p. 71	p. 93
SHENANDOAH	55	88	WARREN	55	88
SMYTH	69	94	WASHINGTON	69	94
SOUTHAMPTON	21	102	WESTMORELAND	39	107
SPOTSYLVANIA	39	85	WISE	73	95
STAFFORD	39	85	WYTHE	67	93
SURRY	27	103	YORK	29	115
SUSSEX	27	103			
CITIES			CITIES		
ALEXANDRIA	44	119	LYNCHBURG	65	97
BEDFORD	65	99	MANASSAS	49	118
BRISTOL	69	94	MANASSAS PARK	49	118
BUENA VISTA	53	89	MARTINSVILLE	59	100
CHARLOTTESVILLE	51	87	NEWPORT NEWS	24	111
CHESAPEAKE	12	114	NORFOLK	20	108
CLIFTON FORGE	53	89	NORTON	73	95
COLONIAL HEIGHTS	33	106	PETERSBURG	31	103
COVINGTON	53	89	POQUOSON	29	115
DANVILLE	61	98	PORTSMOUTH	18	109
EMPORIA	27	103	RADFORD	67	96
FAIRFAX	45	117	RICHMOND	36	84
FALLS CHURCH	45	117	ROANOKE	63	92
FRANKLIN	21	102	SALEM	63	92
FREDERICKSBURG	39	85	SOUTH BOSTON	57	104
GALAX	67	93	STAUNTON	53	89
HAMPTON	26	113	SUFFOLK	21	102
HARRISONBURG	55	89	VIRGINIA BEACH	14	112
HOPEWELL	27	103	WAYNESBORO	65	89
LEXINGTON	53	89	WILLIAMSBURG	29	115
			WINCHESTER	55	88

*Probation/Parole Workload Data is consolidated
by District and not available by individual community.

-EXPLANATION OF WORKLOAD STATISTICS-

The data in this statistical report reflects the workload of the juvenile court service units and the adult probation and parole offices. The workload of these units does not only include the caseload of persons under supervision but also measures the other services delivered by the units to their clients.

It is not appropriate to draw comparisons between the individual districts within the juvenile or adult systems or to compare the juvenile workload to the adult workload.

The services provided by the court service units and the probation/parole offices are impacted by the needs of their locality. The workload can not be considered comparable between the localities because of the divergent demands of the individual communities. The variation in workload are affected by the level and type of requests received from the court, the geography and the size of the district and the levels of supervision required by the individual clients. The standards, definitions, and reporting procedures are also not the same for court service units and the probation/parole offices.

CHILDREN AND FAMILIES UNDER SUPERVISION OF VIRGINIA COURT SERVICE UNITS FISCAL YEAR ENDING JUNE 30, 1978

This report represents the Juvenile Court Service Workload for the Commonwealth of Virginia in fiscal year 1978. It must be noted that the format for reporting the Court Service Workload was changed in October, 1977 to one more suitable for automation of the reporting system. As a result of this change, the months of July through September, 1977 were reported on the J. C. 25 form and the remaining months on the new format. All Addendum and Foster Care report totals in this publication do not include the three months submitted on the old format since these reports were not part of the J. C. 25. Since this report covers fiscal year 1978, totals are reported in the old regional format prior to reorganization of the Department of Corrections.

INTAKE

During fiscal 1978 there were 88,974 intake cases referred to Court Service Units. Intake cases accounted for 67.3 percent of the 132,247 total services completed in fiscal 1978.

In comparing regional totals, Tidewater (Region I) received the greatest number of intake referrals, accounting for 25,782 Intakes or 29.0 percent of all intake referrals for fiscal 1978. Richmond (Region II) was second in intake referrals, accounting for 18,576 or 20.9 percent of all intake referrals. Northern Virginia (Region III) was third in intake referrals with 16,018, while the Valley (Region IV) had the fewest referrals, accounting for only 5,754 Intakes or 6.5 percent of the total intake workload.

TRANSFER REPORTS

Transfer Reports are ordered on individuals fifteen years of age

or older who have been charged with certain felonies. The report is used to determine if an individual should be transferred to Circuit Court for trial as an adult.

There were 2,895 Transfer Reports completed in fiscal 1978. The above reports represent 14.6 percent of the 19,772 reports (Social History, Transfer, Addendum and Foster Care) completed by the Court Service Units.

In examining regional totals, Tidewater (Region I), as in fiscal 1977, completed the most Transfer Reports in fiscal 1978, accounting for 1,192 reports or 41.2 percent of all such reports. Richmond (Region II) had the second largest number of Transfer Report completions with 934 or 32.3 percent of all such reports. The Valley (Region IV) had the fewest number of Transfer Reports with only 65 or 2.2 percent of the total Transfer Reports completed.

SOCIAL HISTORY REPORTS

When requested by the Judge prior to court disposition, a comprehensive study of the child's social history and environment is made. The Court Service Unit, according to Standards adopted by the State Board of Corrections, must complete a Social History Report on any child placed on supervision. As a result, the number of Social History Reports represents all children receiving supervision for a period of over three months.

Social History Reports accounted for 59.6 percent of all reports completed by Court Service Units in fiscal 1978. There were 11,776 Social History Reports completed this fiscal year.

In comparing regional totals, Tidewater (Region I), as in fiscal 1977, completed the largest number of Social History Reports,

accounting for 3,653 or 31.0 percent of all Social History Report completions. Richmond (Region II), as in fiscal 1977, was second in completions, accounting for 2,537 Social History Report completions or 21.5 percent of all Social History Reports. The Southwest (Region IV) had the fewest completions of Social History Reports, with 777 reports.

ADDENDUM REPORTS

Addendum Reports are short reports sent to the Court, concerning Social History updates, or any other short report or progress report made for the Court's use.

In fiscal 1978 there were 3,189 Addendum Reports submitted to the Courts. The above represents 16.1 percent of all the reports completed by the Court Service Units during the fiscal year.

In comparing regional totals, Tidewater (Region I) completed the largest number of Addendum Reports in fiscal 1978, accounting for 1,179 reports. Richmond (Region II) was second in reporting, with 953 Addendum Reports.

FOSTER CARE REPORTS

Section 16.1 - 282 of the Code of Virginia requires a yearly court review of each child in a foster care placement. When the Court Service Unit, upon order of the judge, assists in this review, they report and receive credit for this service.

There were 1,912 Foster Care Reports submitted to the Courts in fiscal 1978. The above figure represents only 9.7 percent of all reports completed by the Court Service Units during the fiscal year.

In the regional analysis, Roanoke (Region V) had the largest number of Foster Care Reports submitted to the Courts, ac-

counting for 707 reports or 37.0 percent of all Foster Care Reports completed during the fiscal year. Valley (Region IV) was second in reporting with 329 Foster Care Reports.

PROBATION SUPERVISION CASES

Juvenile Probation/Supervision comprised 15,653 cases or 91.1 percent of all Probation/Supervision cases completed in fiscal 1978. Adult Probation/Supervision accounted for the remaining 1,534 cases completed or 8.9 percent of all Probation/Supervision cases completed. The combined total of Juvenile and Adult Probation/Supervision cases completed comprised 17,187 or 13.0 percent of the total workload of 132,247 cases and reports completed in fiscal 1978.

Official Juvenile Probation cases completed in fiscal 1978 accounted for 11,316 cases or 72.3 percent of all juvenile cases, while the remaining 4,337 juvenile cases completed had been under Unofficial Supervision. Official Adult Probation cases completed accounted for 1,195 cases or 77.9 percent of the total Adult Probation cases completed, while Unofficial Adult Supervision accounted for only 339 cases or 22.1 percent of all Adult Probation/Supervision cases completed. There were 5,885 Official and 758 Unofficial Juvenile cases carried over to fiscal 1979 and only 179 Official and 41 Unofficial Adult cases carried over.

In comparing regional totals, Tidewater (Region I) accounted for the largest number of completions, with 4,886 Juvenile Probation/Supervision cases and 540 Adult Probation/Supervision cases. Tidewater's Juvenile and Adult completions combined represented 31.6 percent of all Probation/Supervision cases completed in fiscal 1978. Tidewater also accounted for the largest number of cases carried over, with 1,892 Juvenile and 118 Adult Probation/Supervision cases. Northern Virginia (Region III) had the second largest number of cases completed with 3,364 Juvenile and 285 Adult Probation/Supervision cases completed and 1,508 Juvenile and 48 Adult Probation/Supervision cases carried over to fiscal 1979.

CHILDREN RELEASED FROM STATE CARE

Reports submitted by the Court Service Unit indicate that during fiscal 1978 there were 1,195 children released from the direct care of the Virginia Department of Corrections. There were 1,123 children carried over into fiscal 1979 who were still in the direct care of the Department.

In comparing regional totals, Tidewater (Region I) was again, as in fiscal 1977, the leader in children released from direct care, releasing 372 children from direct state care in fiscal 1978. Tidewater was also the leader in the number of children in direct care carried over into fiscal 1979, carrying 354 children. Richmond (Region II) had the second largest number of children released from direct care, accounting for 279 releases.

FAMILY COUNSELING

All families of children in direct care of the Department of Corrections are contacted and provided services if needed while their child is under state care. Family Counseling is also provided for families of children on Aftercare Supervision and is also available for families of children on Probation or involved in other juvenile and domestic relations cases. During fiscal 1978 there were 3,886 families released from Family Counseling Services. There were 1,302 families carried over into fiscal year 1979 for counseling services.

In comparing regional totals, Tidewater (Region I) was again, as in fiscal 1977, the leader in families released from counseling services, accounting for 1,839 releases. Richmond (Region II) had the largest number of Family Counseling cases carried over into fiscal 1979, carrying 502 cases. Richmond (Region II) had the second largest number of families released from counseling during the fiscal year, accounting for 997 releases. Tidewater (Region I) was second in Family Counseling cases carried over into fiscal 1979, carrying 493 cases.

CHILDREN RELEASED FROM AFTERCARE SUPERVISION

There were 1,233 juveniles discharged from Aftercare Supervision in fiscal 1978. Juveniles carried over into fiscal 1979 under Aftercare Supervision totaled 663 cases. Aftercare Supervision discharges comprised only 0.5 percent of the services completed in fiscal 1978.

In examining the regional totals, Tidewater (Region I), as in fiscal 1977, accounted for the greatest number of discharges in fiscal 1978, as well as for the greatest number of cases carried over into fiscal 1979. Tidewater accounted for 393 Aftercare Supervision discharges in fiscal 1979 and 231 cases carried over to fiscal 1979. Richmond (Region II) was second in both discharges and cases carried over in fiscal 1978, accounting for 314 discharges and 199 cases carried over into the next fiscal year.

Chart 1 **Services Provided by Court Service Units**
Fiscal Year Ending June 30, 1978

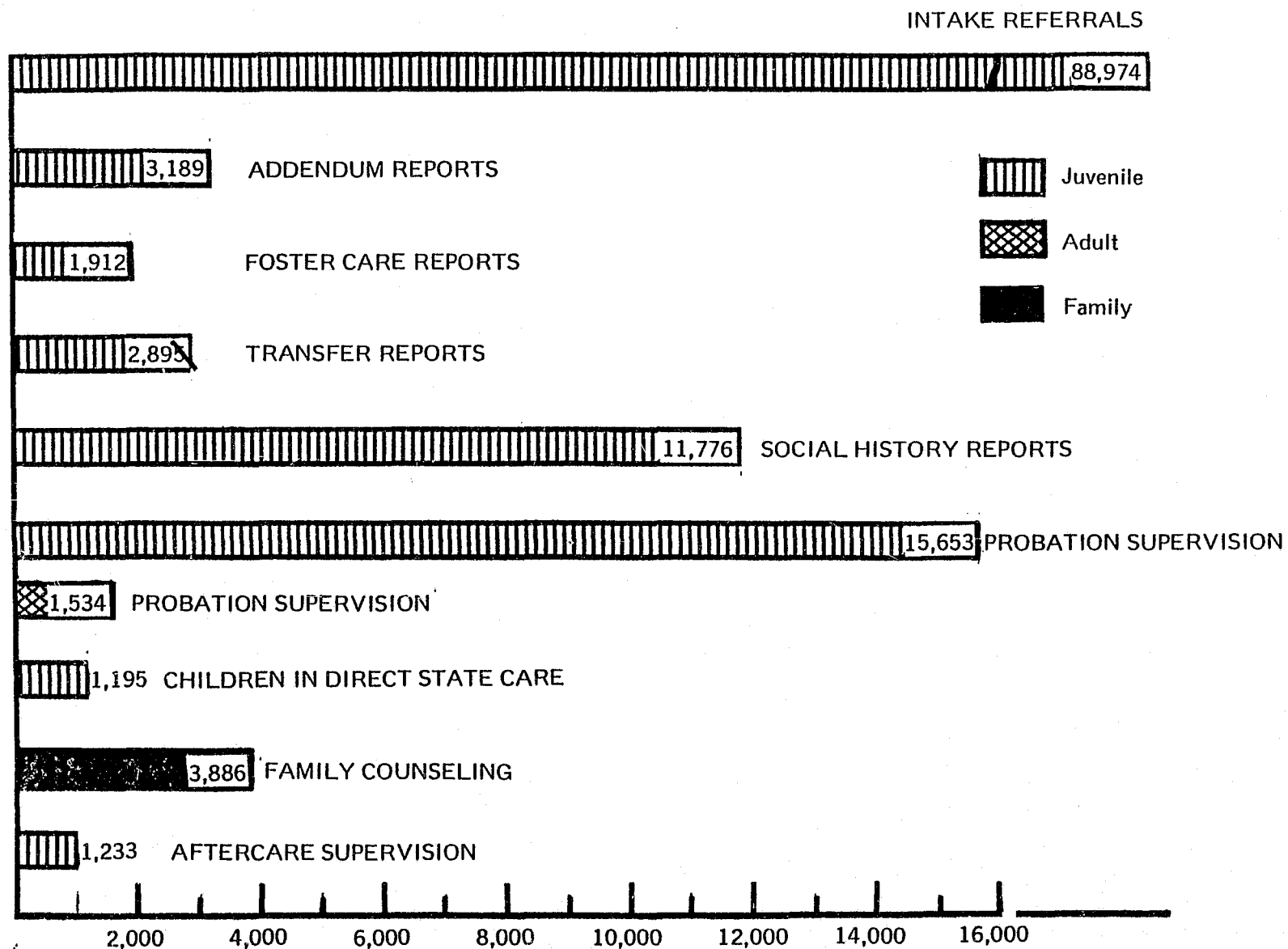
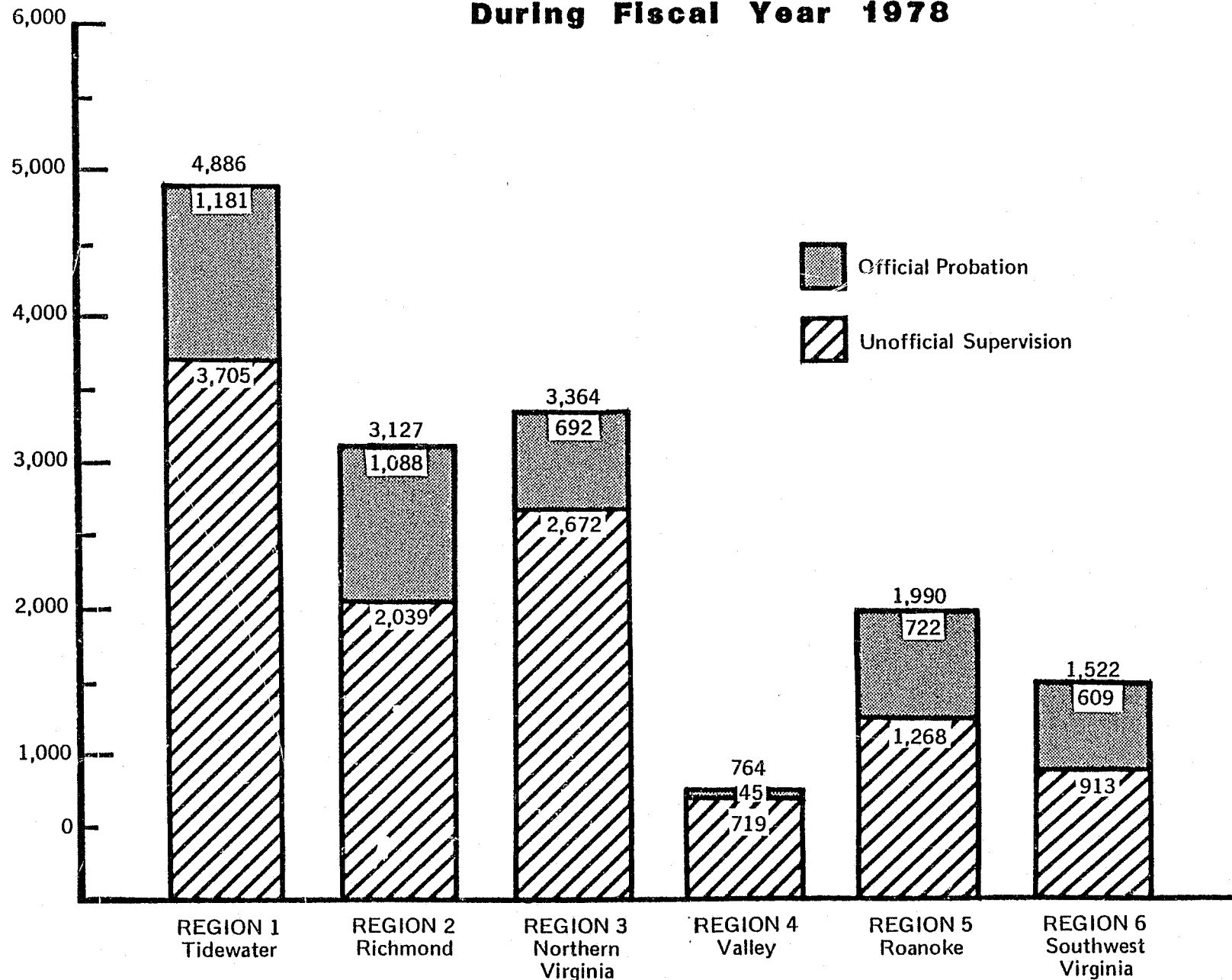


Chart 2

CASES CLOSED

Juvenile Probation Cases Closed During Fiscal Year 1978

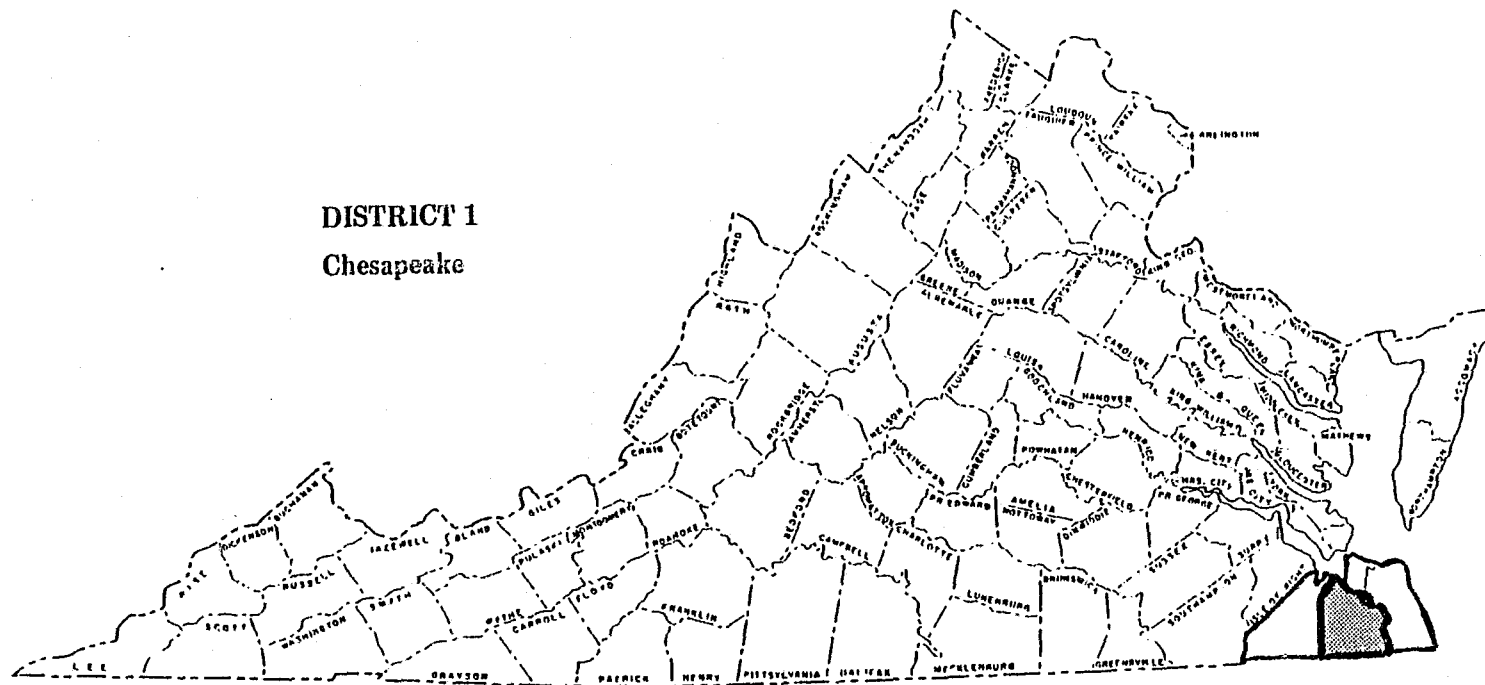


REGIONAL SUMMARY OF PERSONS
UNDER SUPERVISION OF COURT SERVICE UNITS
YEAR ENDING JUNE 30, 1978


REGION/DISTRICT	JUVENILES UNDER SUPERVISION							
	Official Probation		Unofficial Supervision		Aftercare in Direct Care		Aftercare in Community	
	Under Supervision 6/30/78	Clients Served During Year	Under Supervision 6/30/78	Clients Served During Year	Under Supervision 6/30/78	Clients Served During Year	Under Supervision 6/30/78	Clients Served During Year
Region I - Tidewater	1,674	3,705	218	1,181	354	372	231	393
District 1	249	860	12	120	29	51	28	35
District 2	196	360	24	156	18	30	13	12
District 2A	57	64	20	49	15	15	4	12
District 3	155	261	28	209	36	32	25	48
District 4	473	1,044	65	324	98	91	62	136
District 5	141	228	21	68	36	42	34	36
District 7	244	609	46	189	78	90	49	84
District 8	159	279	2	66	44	21	16	30
Region II - Richmond	1,355	2,039	153	1,088	285	279	199	314
District 6	84	136	12	38	29	20	13	27
District 9	205	273	18	85	21	21	17	21
District 11	173	242	31	138	33	40	16	39
District 12	97	141	6	30	34	30	9	27
District 13	211	312	32	645	80	63	80	103
District 14	242	335	25	40	29	34	25	28
District 15	343	600	29	112	59	71	39	69
Region III - Northern Virginia	1,271	2,672	237	692	156	192	88	186
District 17	184	204	76	207	16	44	13	56
District 18	140	215	7	58	29	30	15	23
District 19	455	778	8	9	54	63	31	39
District 20	62	110	4	25	4	6	4	11
District 31	430	1,365	142	393	53	49	25	57
Region IV - Valley	406	719	5	45	101	80	43	80
District 16	171	295	1	8	46	24	25	30
District 25	130	250	4	28	21	40	13	26
District 26	105	174	0	9	34	16	5	24
Region V - Roanoke	584	1,268	84	722	159	174	59	161
District 10	78	244	20	165	26	26	5	21
District 21	157	221	6	127	21	12	22	30
District 22	84	188	1	48	34	25	2	13
District 23	129	338	38	257	46	61	12	61
District 24	136	277	19	125	32	50	18	36
Region VI - Southwest Virginia	595	913	61	609	68	98	43	99
District 27	118	214	32	438	8	14	6	21
District 28	177	259	0	2	25	34	11	20
District 29	200	258	22	131	15	15	15	27
District 30	100	182	7	38	20	35	11	31
GRAND TOTAL	5,885	11,316	758	4,337	1,123	1,195	663	1,233

REGIONAL SUMMARY OF PERSONS
UNDER SUPERVISION OF COURT SERVICE UNITS
YEAR ENDING JUNE 30, 1978 (Continued)

ADULTS UNDER SUPERVISION				FAMILY COUNSELING		REPORTS				
Official Probation		Unofficial Supervision				Intake Reports Completed During Year	Social History Reports Completed During Year	Transfer Reports Completed During Year	Addendum Reports Completed During Year	Foster Care Reports Completed During Year
Under Supervision 6/30/78	Clients Served During Year	Under Supervision 6/30/78	Clients Served During Year	Under Supervision 6/30/78	Clients Served During Year					
110	469	8	71	493	1,839	25,782	3,653	1,192	1,179	200
0	16	0	0	96	262	3,428	352	124	60	1
2	8	0	0	74	574	5,890	531	12	3	0
0	1	0	0	2	3	439	70	7	11	55
0	52	0	31	31	21	1,484	312	24	12	0
105	307	5	16	64	587	7,602	1,252	435	303	0
1	1	0	5	10	37	1,165	165	72	106	144
2	82	1	15	134	298	2,795	644	451	509	0
0	2	2	4	82	57	2,979	327	67	175	0
5	447	0	58	502	997	18,576	2,537	934	953	315
0	0	0	0	26	61	1,602	131	18	27	303
1	11	0	35	86	192	1,529	229	69	122	0
2	245	0	23	43	114	2,331	185	145	54	10
1	1	0	0	45	112	2,769	493	27	69	0
0	129	0	0	143	242	4,520	613	363	357	0
0	53	0	0	83	154	1,962	303	216	243	0
1	8	0	0	76	122	3,863	583	96	81	2
30	183	18	102	77	85	16,018	2,290	142	466	293
6	40	7	64	3	16	1,875	558	13	23	8
0	0	2	5	12	11	1,615	197	49	325	284
0	0	0	0	0	0	7,615	828	0	0	0
0	1	0	0	14	9	782	145	9	22	0
24	142	9	33	48	49	4,131	562	71	96	1
6	4	0	6	34	49	5,754	786	65	58	329
1	2	0	2	27	20	2,262	299	27	5	106
1	1	0	0	1	22	2,043	262	22	16	0
4	1	0	4	6	7	1,449	225	16	37	223
24	63	15	91	117	800	15,273	1,733	451	335	707
4	10	2	8	30	163	2,147	242	12	31	0
1	0	1	2	25	46	1,312	203	116	78	151
1	1	3	6	12	473	2,513	404	85	53	143
10	26	7	70	17	59	6,045	478	150	81	413
8	26	2	5	33	59	3,256	406	88	92	0
4	29	0	11	79	116	7,571	777	111	198	68
0	3	0	3	13	25	3,308	282	26	41	0
3	13	0	0	22	33	1,931	158	56	86	0
1	12	0	5	27	36	1,543	220	20	52	68
0	1	0	3	17	22	789	117	9	19	0
179	1,195	41	339	1,302	3,886	88,974	11,776	2,895	3,189	1,912



	Cases Under Supervision June 30, 1978	Total Clients Served During Fiscal Year	Intakes Completed 3,428	
Juveniles Under Supervision			Reports Completed During Fiscal Year:	
Official Probation	249	860		
Unofficial Supervision	12	120		
Aftercare in Direct Care	29	51		
Aftercare in Community	28	35	Social History	352
Adults Under Supervision			Transfer	124
Official Probation	0	16	Addendum	60
Unofficial Supervision	0	0	Foster Care	1
Family Counseling	96	262		
TOTAL	414	1,344	Total Reports	537



DISTRICT 2
Virginia Beach

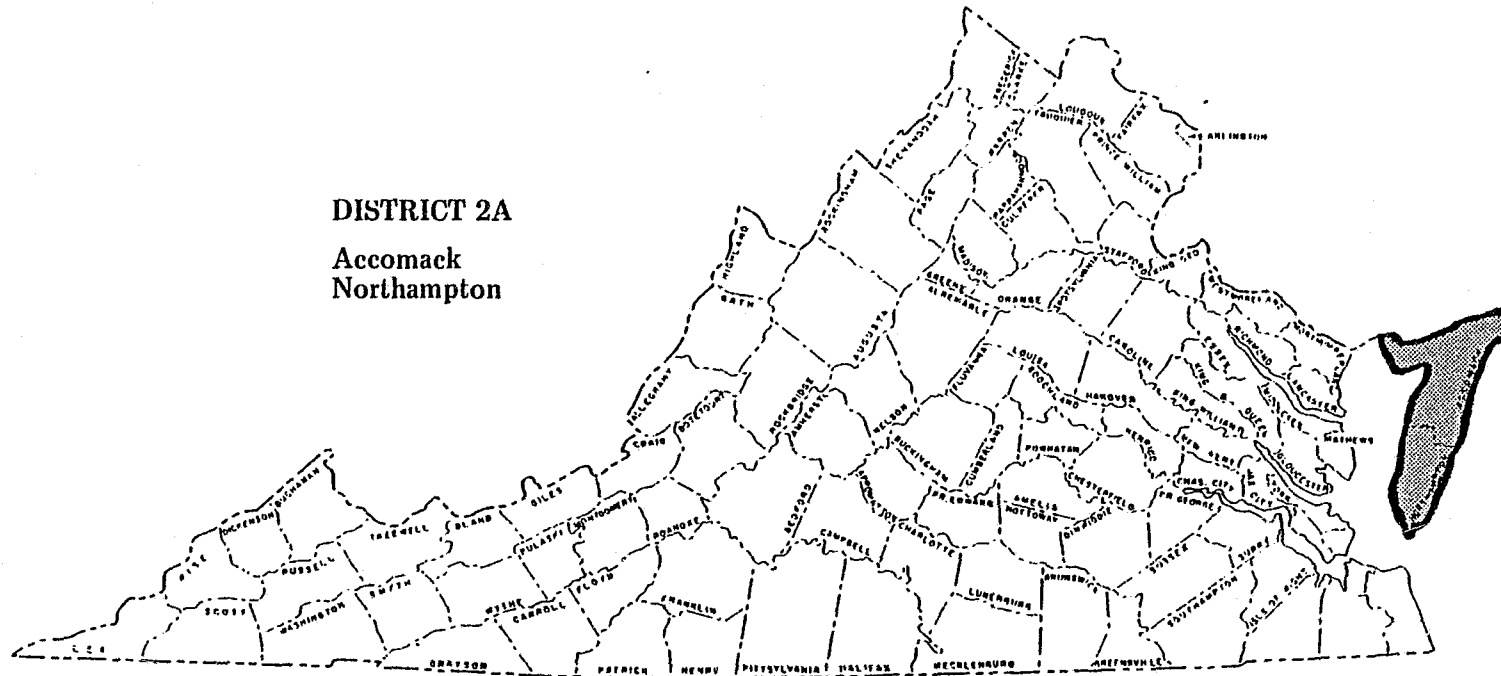
A detailed map of District 2 in Virginia Beach, showing the boundaries of numerous precincts. The precincts are labeled with names such as ALLE, SCOTT, WASHINGTON, RUSSELL, TAYLOR, GILLES, PULASKI, LINDSEY, FLOED, CARROLL, PATRICK, HENRY, PITTSBURGH, IRLAND, MECKLENBURG, and many others. The map also shows the coastline and the location of the district relative to the surrounding areas.

14


	ACCOMACK		NORTHAMPTON	
	Under Supervision 6/30/78	Clients Served During Year	Under Supervision 6/30/78	Clients Served During Year
Type of Service:				
Intake		270		169
Juveniles Under Supervision				
Official Probation	32	29	25	35
Unofficial Supervision	9	29	11	20
Aftercare in Direct Care	3	4	12	11
Aftercare in Community	1	6	3	6
Adults Under Supervision				
Official Probation	0	0	0	1
Unofficial Supervision	0	0	0	0
Family Counseling	1	1	1	2
Reports				
Social History		39		31
Transfer		5		2
Addendum		8		3
Foster Care		55		0

DISTRICT 2A

**Accomack
Northampton**



	Cases Under Supervision June 30, 1978	Total Clients Served During Fiscal Year	Intakes Completed
Juveniles Under Supervision			439
Official Probation	57	64	Reports Completed During Fiscal Year: Social History 70 Transfer 7 Addendum 11 Foster Care 55
Unofficial Supervision	20	49	
Aftercare in Direct Care	15	15	
Aftercare in Community	4	12	
Adults Under Supervision			
Official Probation	0	1	
Unofficial Supervision	0	0	
Family Counseling	2	3	
TOTAL	98	144	Total Reports 143

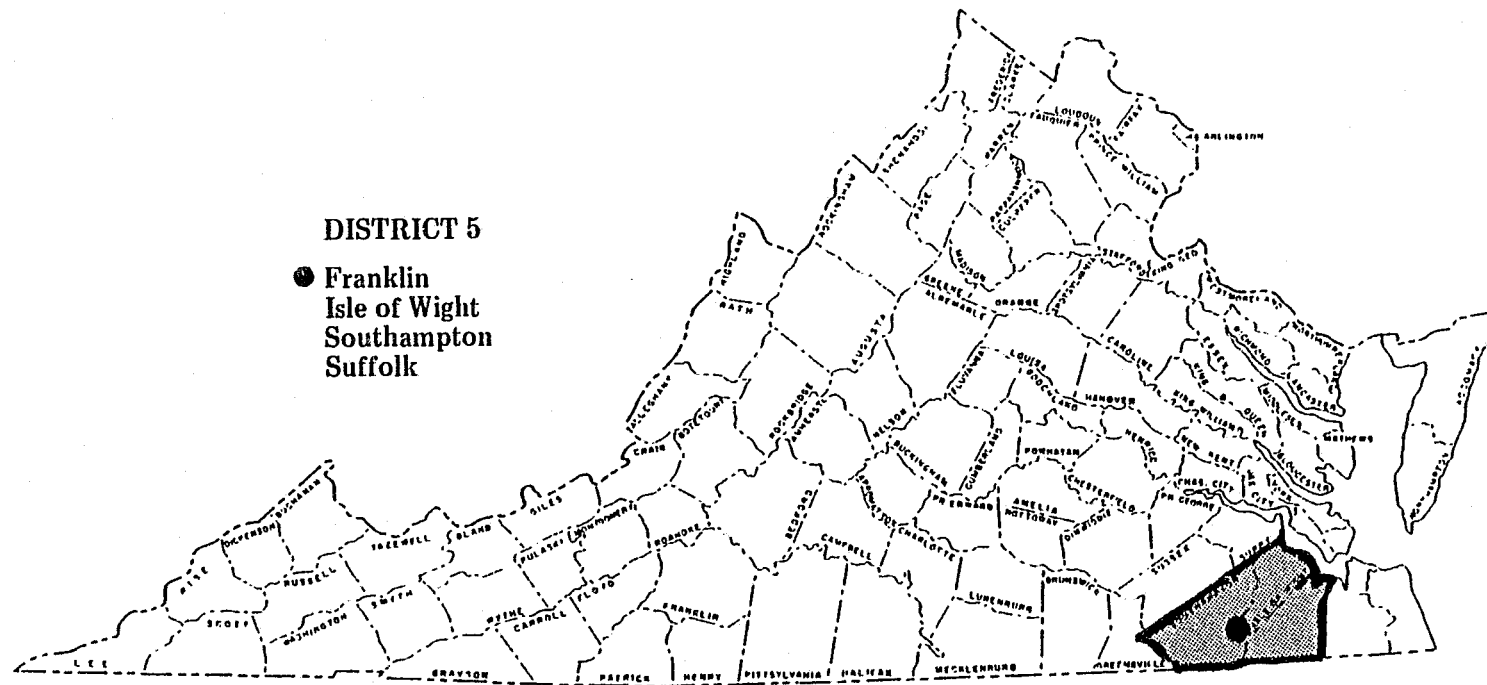


DISTRICT 4
Norfolk


The map displays the geographical layout of District 4 in Norfolk, Virginia. County boundaries are delineated by dashed lines, and each county is labeled with its name. The counties shown include York, James City, Gloucester, Stafford, and many others. A small, irregularly shaped area in the southeastern part of the district is highlighted with a thick black border, possibly indicating a specific area of interest or a city within the district.

20


	FRANKLIN (City)		SUFFOLK		ISLE OF WIGHT		SOUTHAMPTON	
	Under Supervision 6/30/78	Clients Served During Year	Under Supervision 6/30/78	Clients Served During Year	Under Supervision 6/30/78	Clients Served During Year	Under Supervision 6/30/78	Clients Served During Year
Type of Service:								
Intake		127		791		176		71
Juveniles Under Supervision								
Official Probation	15	30	75	118	40	41	11	39
Unofficial Supervision	1	8	14	43	2	8	4	9
Aftercare in Direct Care	1	2	29	32	4	2	2	6
Aftercare in Community	3	2	22	24	5	6	4	4
Adults Under Supervision								
Official Probation	1	1	0	0	0	0	0	0
Unofficial Supervision	0	0	0	5	0	0	0	0
Family Counseling	1	2	6	31	1	1	2	3
Reports								
Social History		20		75		54		16
Transfer		4		32		14		22
Addendum		8		68		25		5
Foster Care		12		88		16		28



	Cases Under Supervision June 30, 1978	Total Clients Served During Fiscal Year	Intakes Completed 1,165	
Juveniles Under Supervision			Reports Completed During Fiscal Year:	
Official Probation	141	228		
Unofficial Supervision	21	68		
Aftercare in Direct Care	36	42		
Aftercare in Community	34	36	Social History	165
Adults Under Supervision			Transfer	72
Official Probation	1	1	Addendum	106
Unofficial Supervision	0	5	Foster Care	144
Family Counseling	10	37		
TOTAL	243	417	Total Reports	487

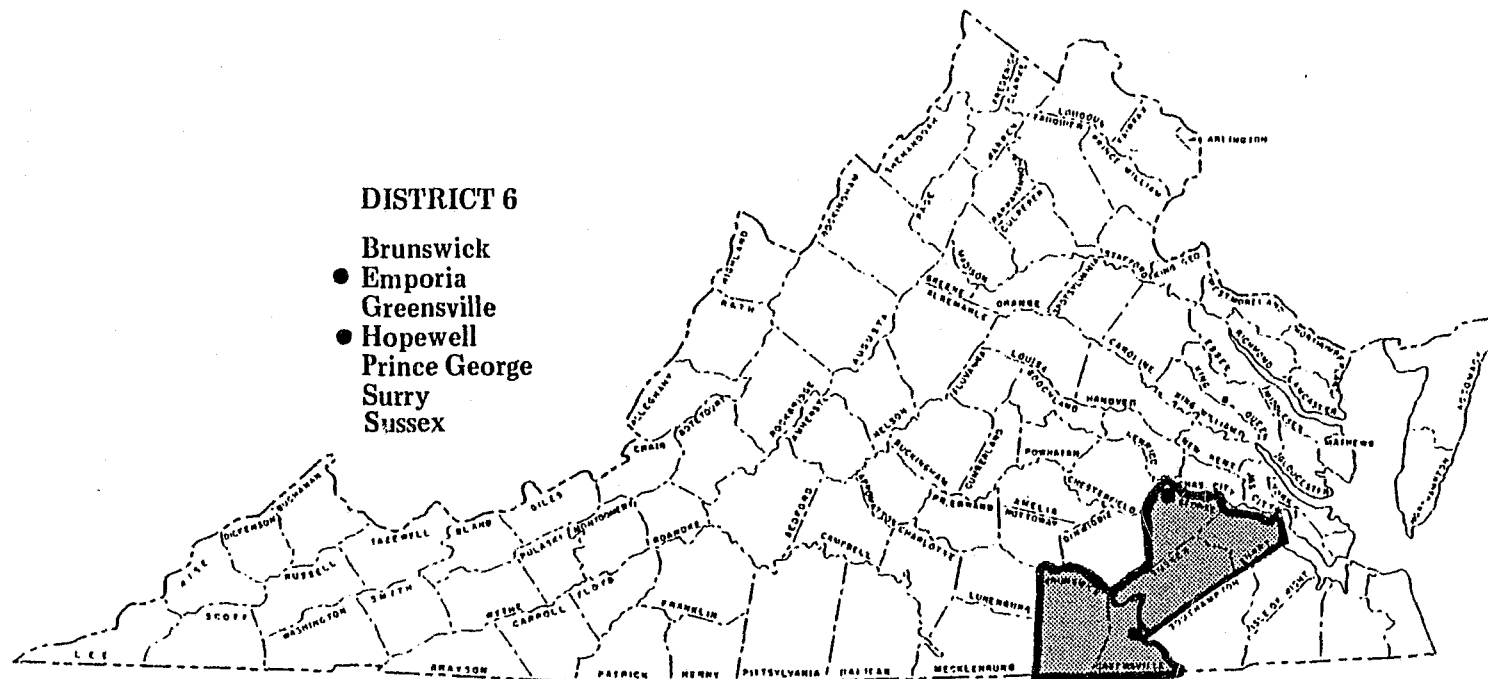


[illegible]24



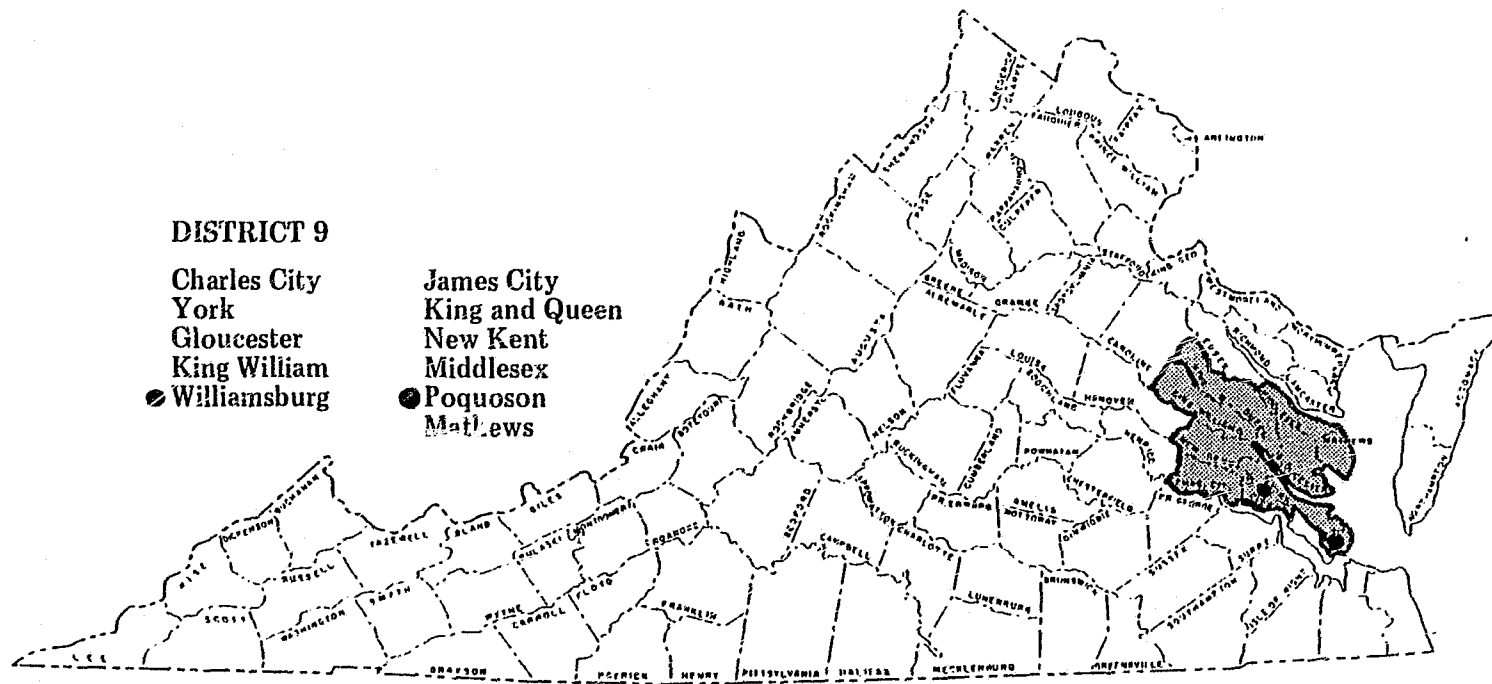
[illegible]26

	EMPORIA		HOPEWELL		PRINCE GEORGE		SURRY	
	Under Supervision 6/30/78	Clients Served During Year	Under Supervision 6/30/78	Clients Served During Year	Under Supervision 6/30/78	Clients Served During Year	Under Supervision 6/30/78	Clients Served During Year
Type of Service:								
Intake		197		676		264		68
Juveniles Under Supervision								
Official Probation	12	11	31	49	10	33	1	7
Unofficial Supervision	1	2	2	4	7	24	0	0
Aftercare in Direct Care	9	2	9	8	6	8	0	0
Aftercare in Community	1	7	6	11	1	4	0	0
Adults Under Supervision								
Official Probation	0	0	0	0	0	0	0	0
Unofficial Supervision	0	0	0	0	0	0	0	0
Family Counseling	9	12	12	36	1	4	0	0
Reports								
Social History		20		48		30		2
Transfer		3		2		7		2
Addendum		5		5		7		0
Foster Care		41		181		0		15
	SUSSEX		GREENSVILLE		BRUNSWICK			
	Under Supervision 6/30/78	Clients Served During Year	Under Supervision 6/30/78	Clients Served During Year	Under Supervision 6/30/78	Clients Served During Year		
Type of Service:								
Intake		118		184		115		
Juveniles Under Supervision								
Official Probation	5	9	0	11	19	16		
Unofficial Supervision	1	0	1	4	0	4		
Aftercare in Direct Care	3	1	1	1	1	0		
Aftercare in Community	0	0	2	4	3	1		
Adults Under Supervision								
Official Probation	0	0	0	0	0	0		
Unofficial Supervision	0	0	0	0	0	0		
Family Counseling	3	5	1	3	0	1		
Reports								
Social History		8		9		14		
Transfer		0		2		2		
Addendum		4		3		3		
Foster Care		13		45		8		



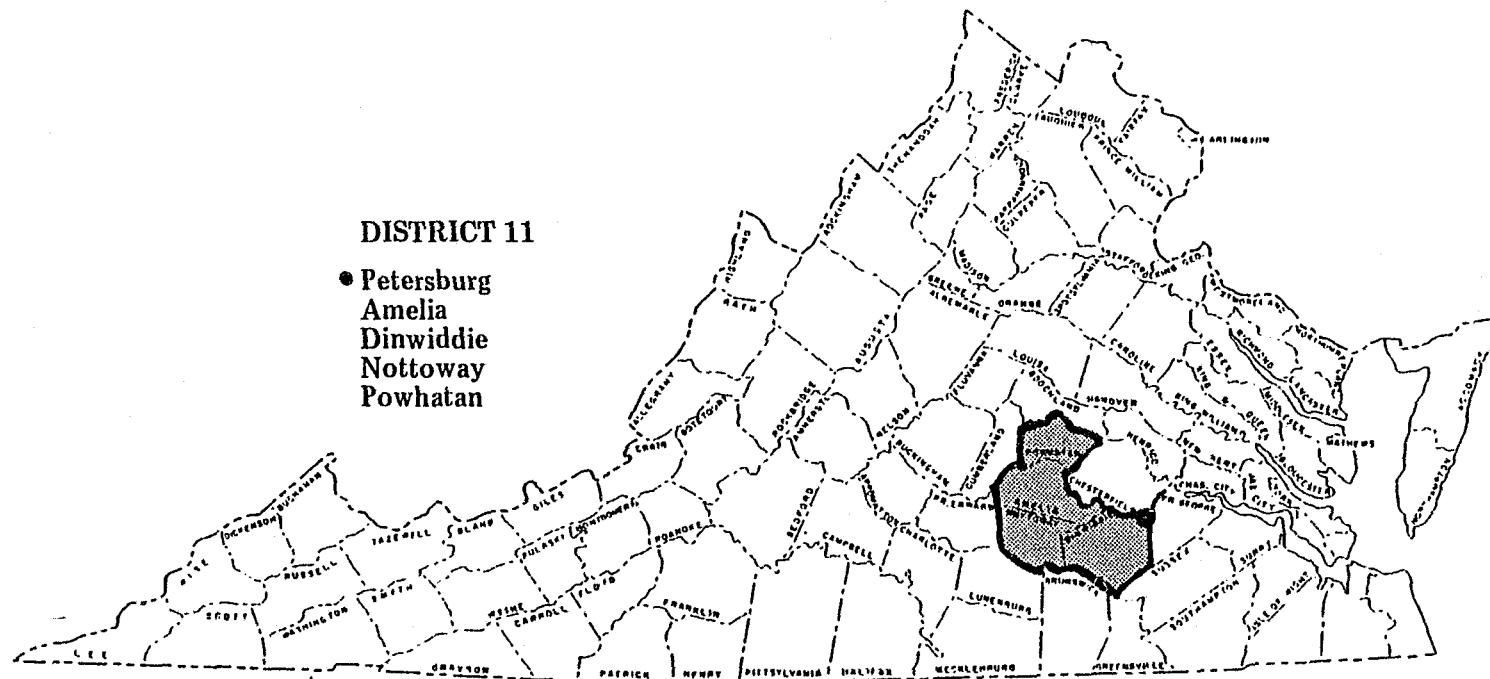
	Cases Under Supervision June 30, 1978	Total Clients Served During Fiscal Year	Intakes Completed 1,602
Juveniles Under Supervision			Reports Completed During Fiscal Year:
Official Probation	84	136	
Unofficial Supervision	12	38	
Aftercare in Direct Care	29	20	
Aftercare in Community	13	27	
Adults Under Supervision			Transfer 18
Official Probation	0	0	Addendum 27
Unofficial Supervision	0	0	Foster Care 303
Family Counseling	26	61	
TOTAL	164	282	Total Reports 479

	WILLIAMSBURG		YORK		JAMES CITY		KING AND QUEEN		GLOUCESTER		MATHEWS	
	Under Supervision 6/30/78	Clients Served During Year	Under Supervision 6/30/78	Clients Served During Year	Under Supervision 6/30/78	Clients Served During Year	Under Supervision 6/30/78	Clients Served During Year	Under Supervision 6/30/78	Clients Served During Year	Under Supervision 6/30/78	Clients Served During Year
Type of Service:												
Intake		178		372		374		33		175		43
Juveniles Under Supervision												
Official Probation	7	9	54	78	60	70	6	9	24	37	6	9
Unofficial Supervision	0	6	7	29	0	11	0	1	8	18	1	2
Aftercare in Direct Care	1	0	4	14	7	3	0	0	1	2	2	0
Aftercare in Community	1	0	8	8	3	5	0	0	4	3	0	0
Adults Under Supervision												
Official Probation	0	0	0	0	0	2	0	0	0	5	0	1
Unofficial Supervision	0	3	0	18	0	9	0	0	0	1	0	1
Family Counseling	4	8	18	62	29	44	3	6	10	19	2	0
Reports												
Social History		6		65		71		7		22		7
Transfer		6		21		21		0		5		0
Addendum		2		38		33		1		18		4
Foster Care		0		0		0		0		0		0
	MIDDLESEX		CHARLES CITY		NEW KENT		POQUOSON		KING WILLIAM			
	Under Supervision 6/30/78	Clients Served During Year	Under Supervision 6/30/78	Clients Served During Year	Under Supervision 6/30/78	Clients Served During Year	Under Supervision 6/30/78	Clients Served During Year	Under Supervision 6/30/78	Clients Served During Year		
Type of Service:												
Intake		35		58		108		100		55		
Juveniles Under Supervision												
Official Probation	0	10	12	15	22	25	5	4	9	9		
Unofficial Supervision	0	3	0	2	0	7	1	5	1	3		
Aftercare in Direct Care	0	0	4	0	1	1	0	0	1	1		
Aftercare in Community	0	0	0	0	1	3	0	0	0	2		
Adults Under Supervision												
Official Probation	0	0	0	1	1	0	0	0	0	2		
Unofficial Supervision	0	0	0	1	0	2	0	0	0	0		
Family Counseling	0	3	6	9	9	23	3	12	4	8		
Reports												
Social History		10		7		13		8		13		
Transfer		1		4		5		1		5		
Addendum		0		4		12		6		6		
Foster Care		0		0		0		0		0		



	Cases Under Supervision June 30, 1978	Total Clients Served During Fiscal Year	Intakes Completed 1,529
Juveniles Under Supervision			Reports Completed During Fiscal Year: Social History 229 Transfer 69 Addendum 122 Foster Care 0 Total Reports 420
Official Probation	205	273	
Unofficial Supervision	18	85	
Aftercare in Direct Care	21	21	
Aftercare in Community	17	21	
Adults Under Supervision			
Official Probation	1	11	
Unofficial Supervision	0	35	
Family Counseling	86	192	
TOTAL	348	638	

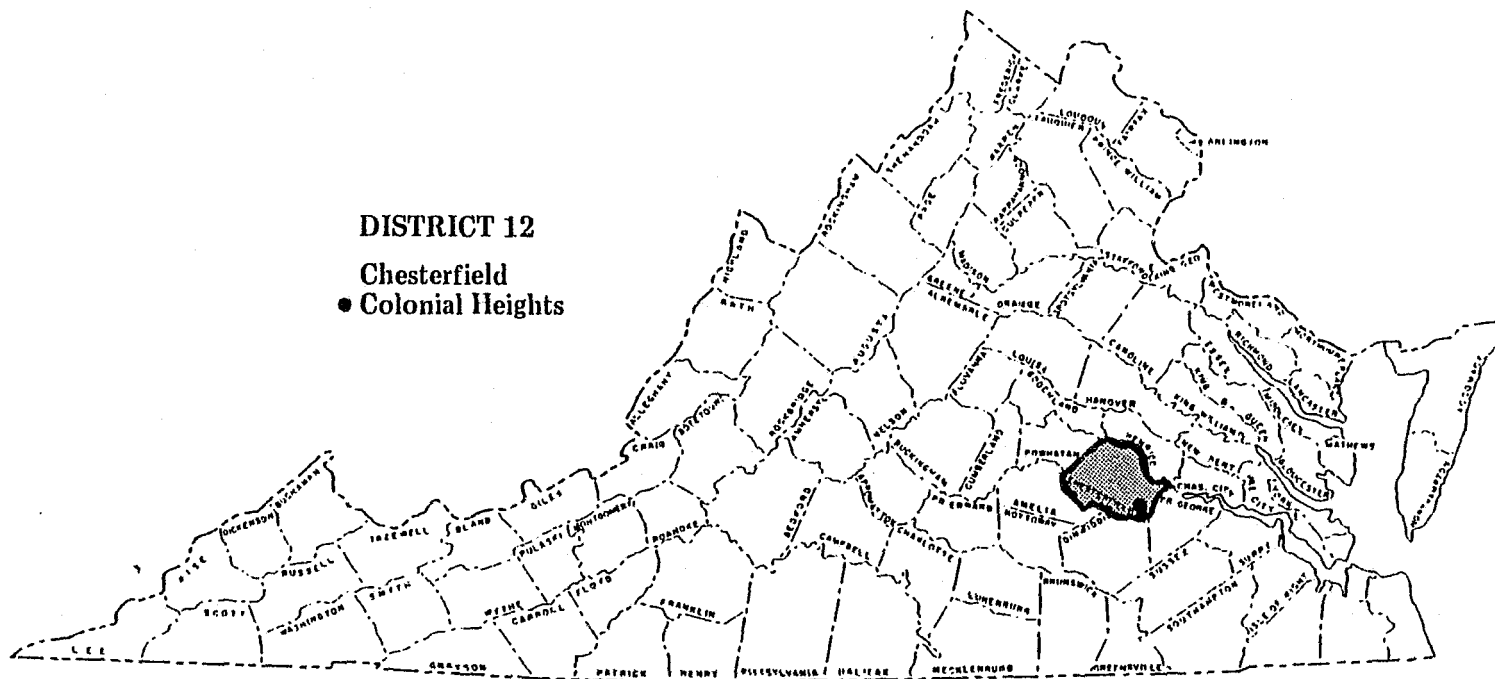
	PETERSBURG		DINWIDDIE		NOTTOWAY		AMELIA		POWHATAN	
	Under Supervision 6/30/78	Clients Served During Year	Under Supervision 6/30/78	Clients Served During Year	Under Supervision 6/30/78	Clients Served During Year	Under Supervision 6/30/78	Clients Served During Year	Under Supervision 6/30/78	Clients Served During Year
Type of Service:										
Intake		1,180		183		584		200		184
Juveniles Under Supervision										
Official Probation	105	124	22	29	21	44	15	33	10	12
Unofficial Supervision	19	90	3	2	0	25	2	8	7	13
Aftercare in Direct Care	26	34	1	1	4	3	1	0	1	2
Aftercare in Community	12	29	1	4	2	2	1	0	0	4
Adults Under Supervision										
Official Probation	0	243	0	0	2	0	0	0	0	2
Unofficial Supervision	0	23	0	0	0	0	0	0	0	0
Family Counseling	40	113	0	0	0	0	2	0	1	1
Reports										
Social History		91		30		26		25		13
Transfer		99		9		15		4		18
Addendum		7		1		42		3		1
Foster Care		0		0		6		0		4




	Cases Under Supervision June 30, 1978	Total Clients Served During Fiscal Year	Intakes Completed
Juveniles Under Supervision			2,331
Official Probation	173	242	Reports Completed During Fiscal Year:
Unofficial Supervision	31	138	
Aftercare in Direct Care	33	40	
Aftercare in Community	16	39	
Adults Under Supervision			Transfer 145
Official Probation	2	245	Addendum 54
Unofficial Supervision	0	23	Foster Care 10
Family Counseling	43	114	
TOTAL	298	841	Total Reports 394

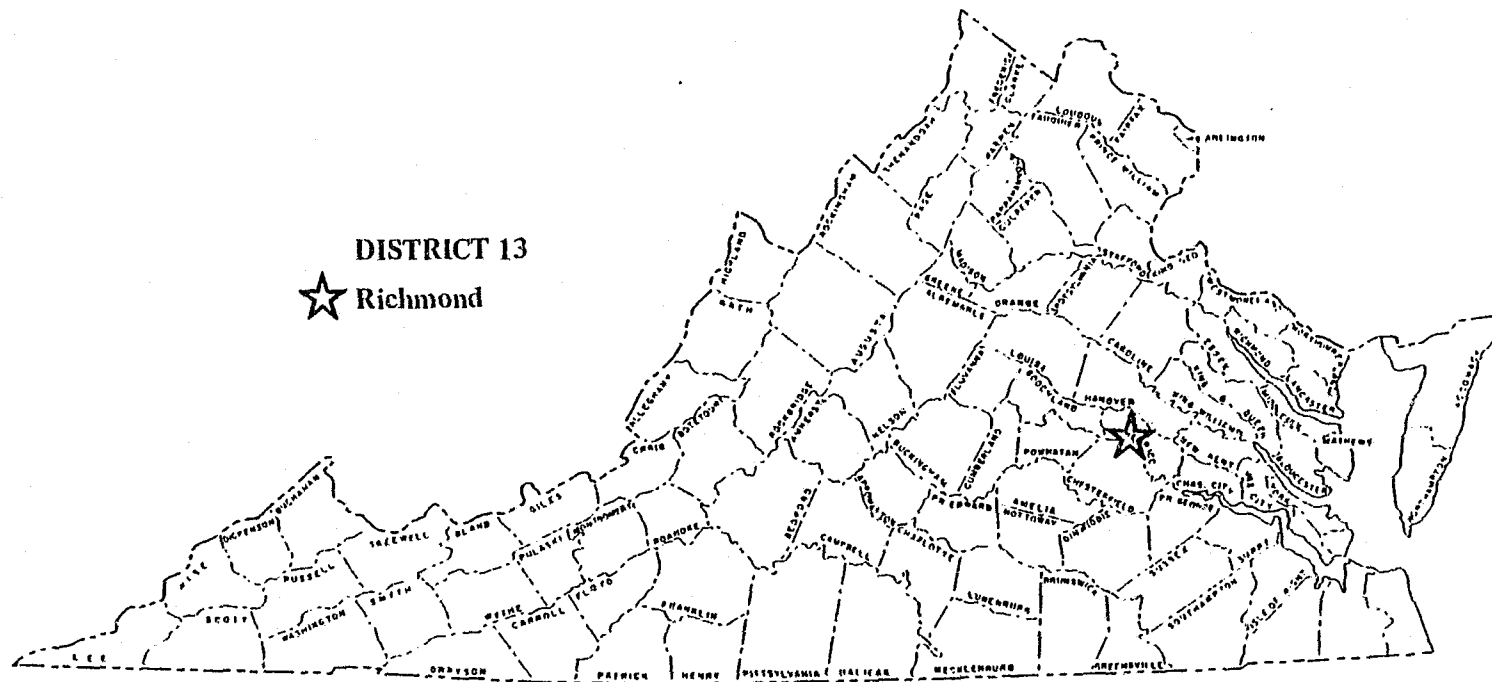
	COLONIAL HEIGHTS		CHESTERFIELD	
	Under Supervision 6/30/78	Clients Served During Year	Under Supervision 6/30/78	Clients Served During Year
Type of Service:				
Intake		377		2,392
Juveniles Under Supervision				
Official Probation	18	22	79	119
Unofficial Supervision	1	6	5	24
Aftercare in Direct Care	4	6	30	24
Aftercare in Community	0	5	9	22
Adults Under Supervision				
Official Probation	0	0	1	1
Unofficial Supervisor:	0	0	0	0
Family Counseling	0	0	45	112
Reports				
Social History		54		439
Transfer		3		24
Addendum		12		57
Foster Care		0		0

Chesterfield
• Colonial Heights




	Cases Under Supervision June 30, 1978	Total Clients Served During Fiscal Year	Intakes Completed 2,769
Juveniles Under Supervision			
Official Probation	97	141	Reports Completed During Fiscal Year:
Unofficial Supervision	6	30	Social History 493
Aftercare in Direct Care	34	30	Transfer 27
Aftercare in Community	9	27	Addendum 69
Adults Under Supervision			Foster Care 0
Official Probation	1	1	
Unofficial Supervision	0	0	
Family Counseling	45	112	
TOTAL	192	341	Total Reports 589



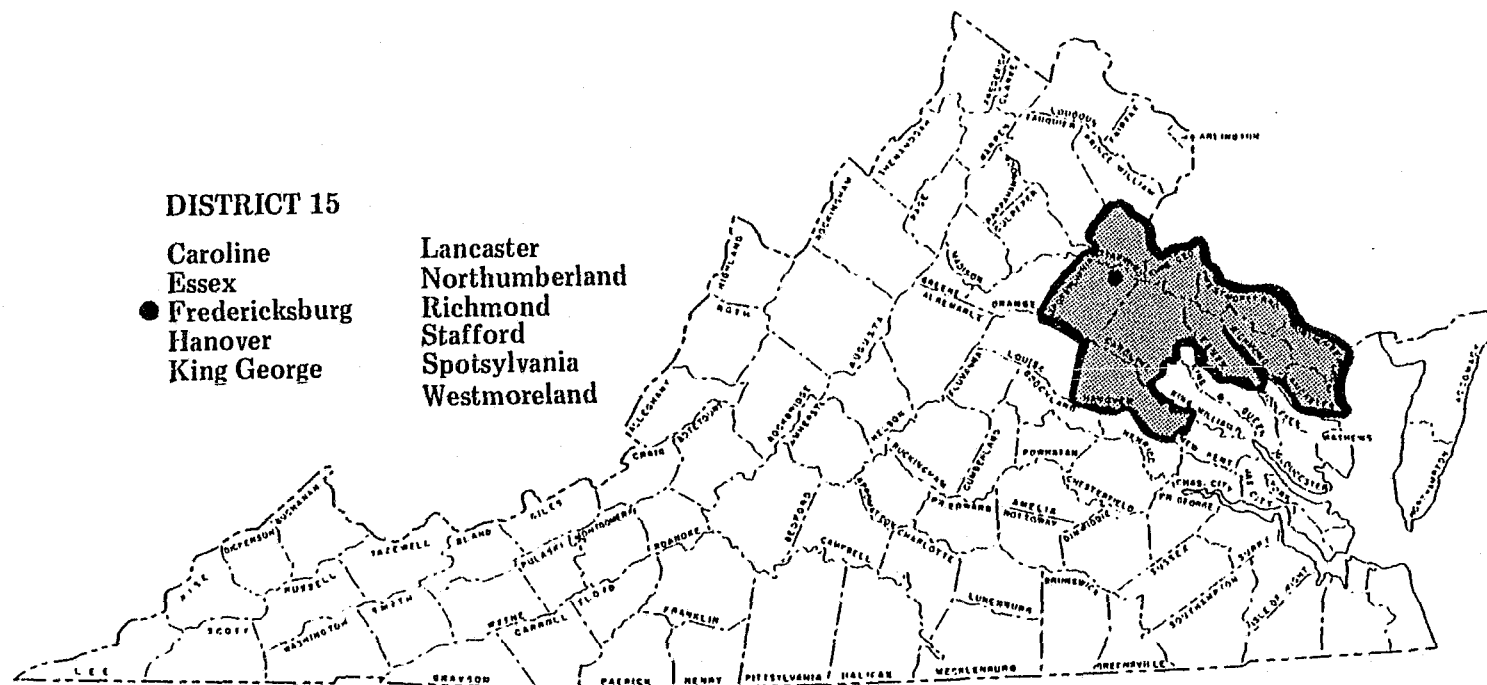


	Cases Under Supervision June 30, 1978	Total Clients Served During Fiscal Year	Intakes Completed 4,520
Juveniles Under Supervision			
Official Probation	211	312	Reports Completed During Fiscal Year:
Unofficial Supervision	32	645	
Aftercare in Direct Care	80	63	
Aftercare in Community	80	103	
Adults Under Supervision			
Official Probation	0	129	Transfer 363
Unofficial Supervision	0	0	Addendum 357
Family Counseling	143	242	Foster Care 0
TOTAL	546	1,494	Total Reports 1,333



[illegible]38

	FREDERICKSBURG		CAROLINE		ESSEX		HANOVER		KING GEORGE		LANCASTER	
	Under Supervision 6/30/78	Clients Served During Year	Under Supervision 6/30/78	Clients Served During Year	Under Supervision 6/30/78	Clients Served During Year	Under Supervision 6/30/78	Clients Served During Year	Under Supervision 6/30/78	Clients Served During Year	Under Supervision 6/30/78	Clients Served During Year
Type of Service:												
Intake		438		416		194		574		169		124
Juveniles Under Supervision												
Official Probation	30	28	34	58	22	39	81	123	16	20	10	20
Unofficial Supervision	1	5	0	2	9	21	1	25	0	0	8	8
Aftercare in Direct Care	8	5	3	6	3	0	4	10	3	2	2	3
Aftercare in Community	3	7	5	8	1	2	7	16	4	5	0	3
Adults Under Supervision												
Official Probation	1	2	0	1	0	0	0	0	0	0	0	0
Unofficial Supervision	0	0	0	0	0	0	0	0	0	0	0	0
Family Counseling	25	76	3	5	4	1	1	6	2	1	3	4
Reports												
Social History		84		65		16		64		30		14
Transfer		12		16		0		26		7		1
Addendum		2		2		13		5		3		18
Foster Care		1		0		0		1		0		0
	NORTHUMBERLAND		RICHMOND (County)		SPOTSYLVANIA		STAFFORD		WESTMORELAND			
	Under Supervision 6/30/78	Clients Served During Year	Under Supervision 6/30/78	Clients Served During Year	Under Supervision 6/30/78	Clients Served During Year	Under Supervision 6/30/78	Clients Served During Year	Under Supervision 6/30/78	Clients Served During Year		
Type of Service:												
Intake		93		105		699		918		165		
Juveniles Under Supervision												
Official Probation	10	19	8	16	49	71	82	177	23	29		
Unofficial Supervision	4	17	4	7	0	8	1	11	1	8		
Aftercare in Direct Care	3	3	6	9	8	6	13	25	6	2		
Aftercare in Community	1	2	2	4	7	5	7	8	2	9		
Adults Under Supervision												
Official Probation	0	2	0	3	0	0	0	0	0	0		
Unofficial Supervision	0	0	0	0	0	0	0	0	0	0		
Family Counseling	4	2	6	8	9	2	13	15	6	2		
Reports												
Social History		16		12		125		138		21		
Transfer		0		0		12		18		4		
Addendum		3		6		10		5		12		
Foster Care		0		0		0		0		0		




	Cases Under Supervision June 30, 1978	Total Clients Served During Fiscal Year	Intakes Completed 3,863
Juveniles Under Supervision			Reports Completed During Fiscal Year:
Official Probation	343	600	Social History 583
Unofficial Supervision	29	112	Transfer 96
Aftercare in Direct Care	59	71	Addendum 81
Aftercare in Community	39	69	Foster Care 2
Adults Under Supervision			
Official Probation	1	8	
Unofficial Supervision	0	0	
Family Counseling	76	122	
TOTAL	547	982	Total Reports 762

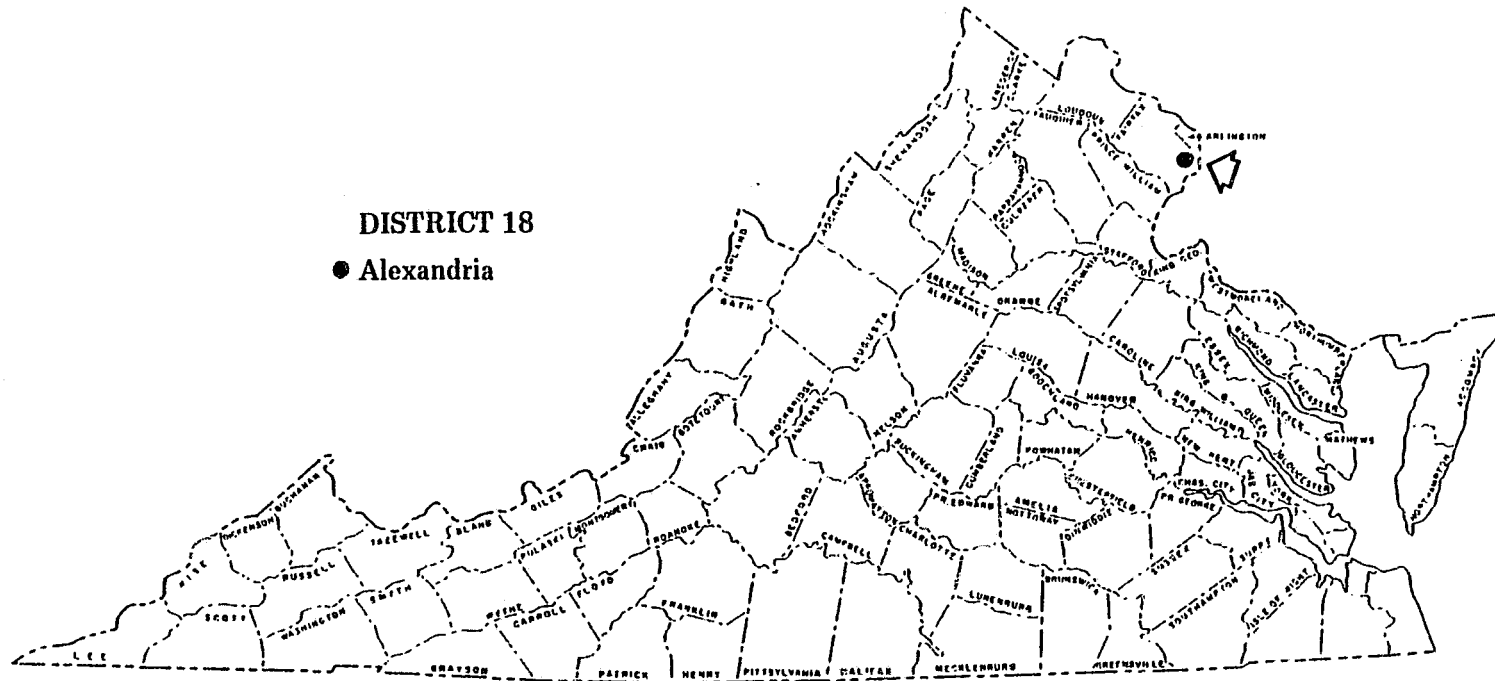
CONTINUED

1 OF 3

[illegible]42

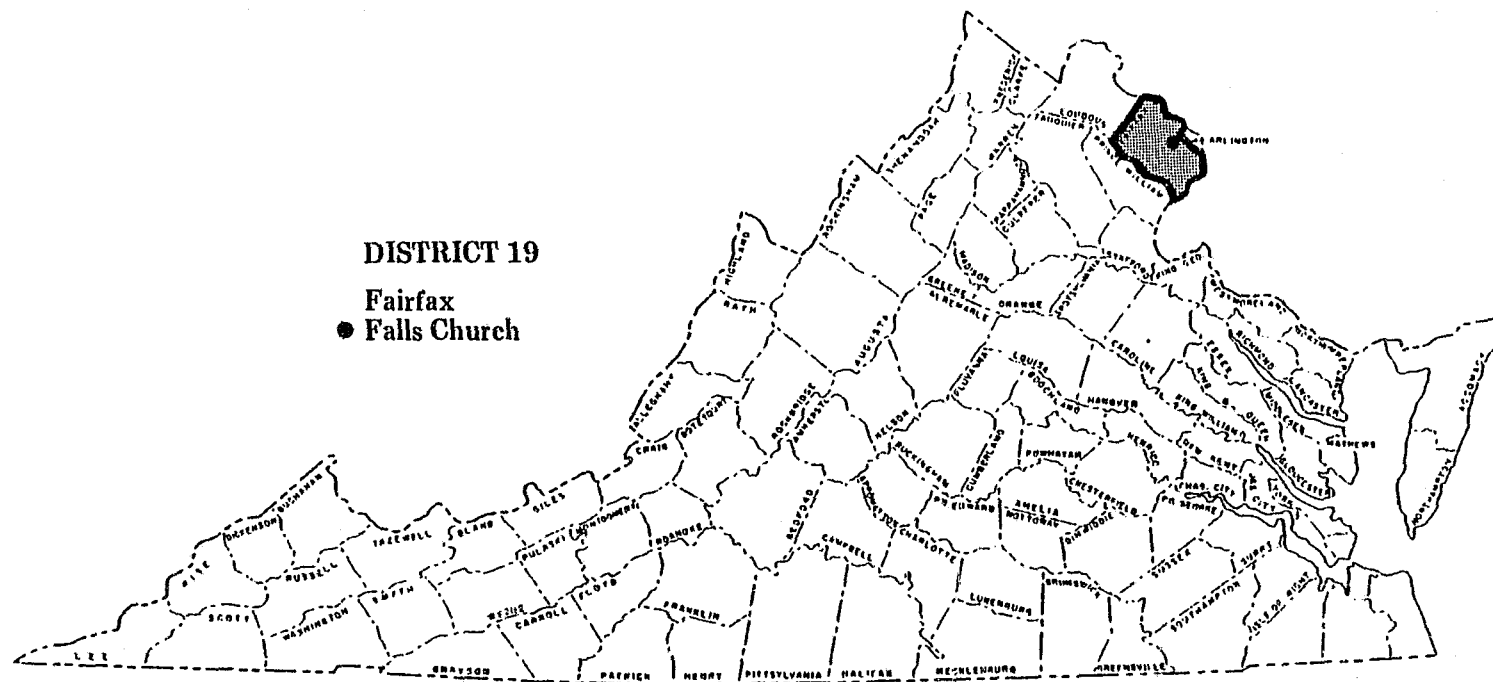


● Alexandria



	Cases Under Supervision June 30, 1978	Total Clients Served During Fiscal Year	Intakes Completed 1,615	
Juveniles Under Supervision				
Official Probation	140	215	Reports Completed During Fiscal Year:	
Unofficial Supervision	7	58	Social History	197
Aftercare in Direct Care	29	30	Transfer	49
Aftercare in Community	15	23	Addendum	325
Adults Under Supervision			Foster Care	284
Official Probation	0	0		
Unofficial Supervision	2	5		
Family Counseling	12	11		
TOTAL	205	342	Total Reports	855

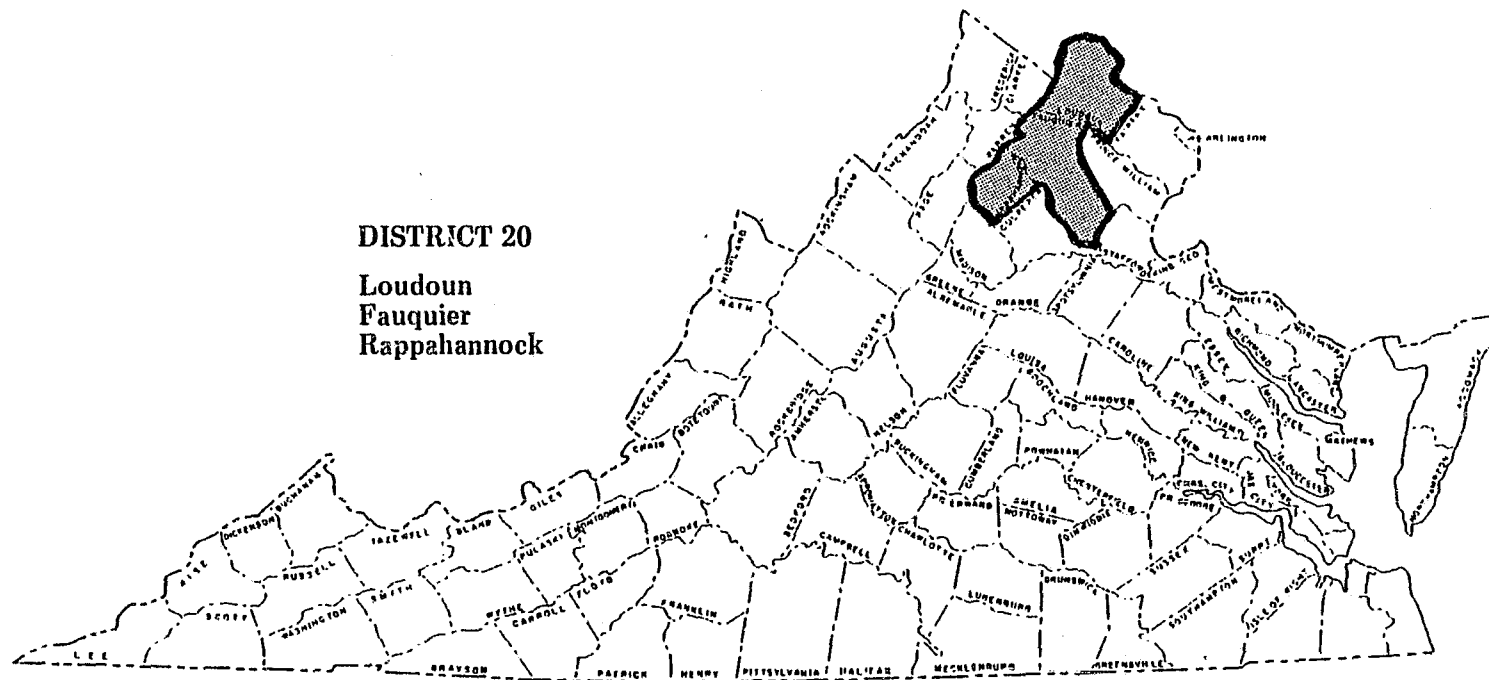
	FALLS CHURCH		FAIRFAX	
Type of Service:	Under Supervision 6/30/78	Clients Served During Year	Under Supervision 6/30/78	Clients Served During Year
Intake		115		7,500
Juveniles Under Supervision				
Official Probation	4	20	451	758
Unofficial Supervision	0	0	8	9
Aftercare in Direct Care	0	0	54	63
Aftercare in Community	0	0	31	39
Adults Under Supervision				
Official Probation	0	0	0	0
Unofficial Supervision	0	0	0	0
Family Counseling	0	0	0	0
Reports				
Social History		42		786
Transfer		0		0
Addendum		0		0
Foster Care		0		0



	Cases Under Supervision June 30, 1978	Total Clients Served During Fiscal Year	Intakes Completed 7,615
Juveniles Under Supervision			Reports Completed During Fiscal Year: Social History 828 Transfer 0 Addendum 0 Foster Care 0 Total Reports 828
Official Probation	455	778	
Unofficial Supervision	8	9	
Aftercare in Direct Care	54	63	
Aftercare in Community	31	39	
Adults Under Supervision			
Official Probation	0	0	
Unofficial Supervision	0	0	
Family Counseling	0	0	
TOTAL	548	889	

Note: Fairfax does not contribute to the information system established by the Division of Program Development and Evaluation for collecting court service data. The above data was extracted from the reports prepared in Fairfax, where they use different reporting procedures.

	LOUDOUN		Fauquier/Rappahannock	
	Under Supervision 6/30/78	Clients Served During Year	Under Supervision 6/30/78	Clients Served During Year
Type of Service:				
Intake		619		163
Juveniles Under Supervision				
Official Probation	50	64	12	46
Unofficial Supervision	4	25	0	0
Aftercare in Direct Care	3	3	1	3
Aftercare in Community	4	6	0	5
Adults Under Supervision				
Official Probation	0	1	0	0
Unofficial Supervision	0	0	0	0
Family Counseling	12	9	2	0
Reports				
Social History		111		34
Transfer		0		9
Addendum		13		9
Foster Care		0		0



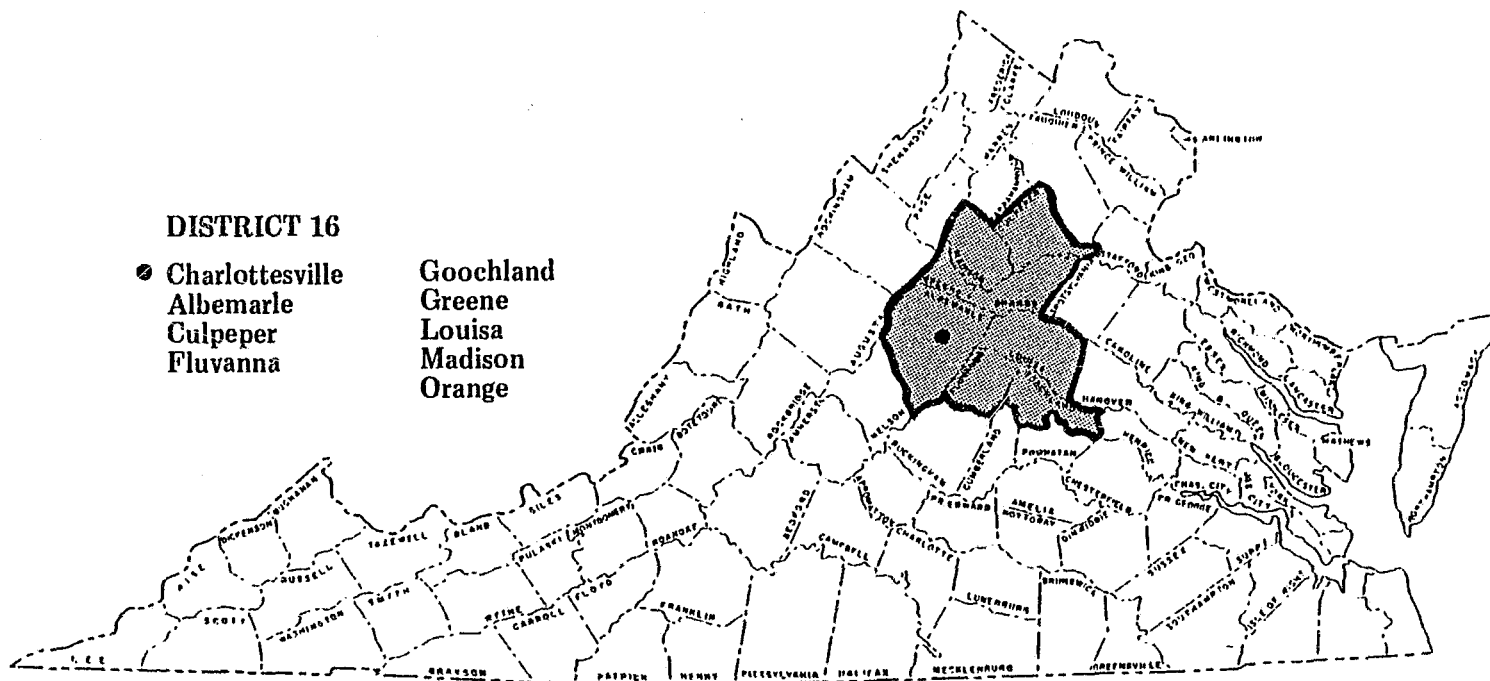
	Cases Under Supervision June 30, 1978	Total Clients Served During Fiscal Year	Intakes Completed 782
Juveniles Under Supervision			Reports Completed During Fiscal Year:
Official Probation	62	110	Social History 145
Unofficial Supervision	4	25	Transfer 9
Aftercare in Direct Care	4	6	Addendum 22
Aftercare in Community	4	11	Foster Care 0
Adults Under Supervision			
Official Probation	0	1	
Unofficial Supervision	0	0	
Family Counseling	14	9	
TOTAL	88	162	Total Reports 176

	PRINCE WILLIAM		MANASSAS		MANASSAS PARK	
	Under Supervision 6/30/78	Clients Served During Year	Under Supervision 6/30/78	Clients Served During Year	Under Supervision 6/30/78	Clients Served During Year
Type of Service:						
Intake		3,730		217		184
Juveniles Under Supervision						
Official Probation	368	1,204	25	103	37	58
Unofficial Supervision	131	372	6	12	5	9
Aftercare in Direct Care	43	48	6	1	4	0
Aftercare in Community	22	54	2	1	1	2
Adults Under Supervision						
Official Probation	21	92	1	5	2	45
Unofficial Supervision	8	24	0	3	1	6
Family Counseling	46	44	0	1	2	4
Reports						
Social History		515		22		25
Transfer		67		2		2
Addendum		78		11		7
Foster Care		1		0		0

	CHARLOTTESVILLE		MADISON		GREENE		ALBEMARLE		FLUVANNA	
	Under Supervision 6/30/78	Clients Served During Year	Under Supervision 6/30/78	Clients Served During Year	Under Supervision 6/30/78	Clients Served During Year	Under Supervision 6/30/78	Clients Served During Year	Under Supervision 6/30/78	Clients Served During Year
Type of Service:										
Intake		936		95		87		684		84
Juveniles Under Supervision										
Official Probation	45	37	5	17	13	18	29	27	3	13
Unofficial Supervision	0	0	0	0	0	0	0	0	1	3
Aftercare in Direct Care	12	5	3	1	2	0	6	3	3	2
Aftercare in Community	8	10	1	4	0	0	5	2	2	0
Adults Under Supervision										
Official Probation	0	0	0	0	0	0	0	0	0	0
Unofficial Supervision	0	0	0	0	0	0	0	2	0	0
Family Counseling	11	10	3	1	1	0	5	3	2	1
Reports										
Social History		65		18		24		41		12
Transfer		7		0		5		0		2
Addendum		2		1		0		1		0
Foster Care		74		0		0		20		4
	GOOCHLAND		LOUISA		ORANGE		CULPEPER			
	Under Supervision 6/30/78	Clients Served During Year	Under Supervision 6/30/78	Clients Served During Year	Under Supervision 6/30/78	Clients Served During Year	Under Supervision 6/30/78	Clients Served During Year		
Type of Service:										
Intake		70		100		112		94		
Juveniles Under Supervision										
Official Probation	12	34	10	17	33	65	21	67		
Unofficial Supervision	0	0	0	1	0	1	0	3		
Aftercare in Direct Care	2	1	2	1	8	7	8	4		
Aftercare in Community	1	2	1	2	6	5	1	6		
Adults Under Supervision										
Official Probation	0	0	0	1	1	0	0	1		
Unofficial Supervision	0	0	0	0	0	0	0	0		
Family Counseling	2	1	0	0	2	3	1	1		
Reports										
Social History		22		37		35		47		
Transfer		3		4		6		0		
Addendum		0		0		1		0		
Foster Care		0		7		1		0		

● Charlottesville
Albemarle
Culpeper
Fluvanna

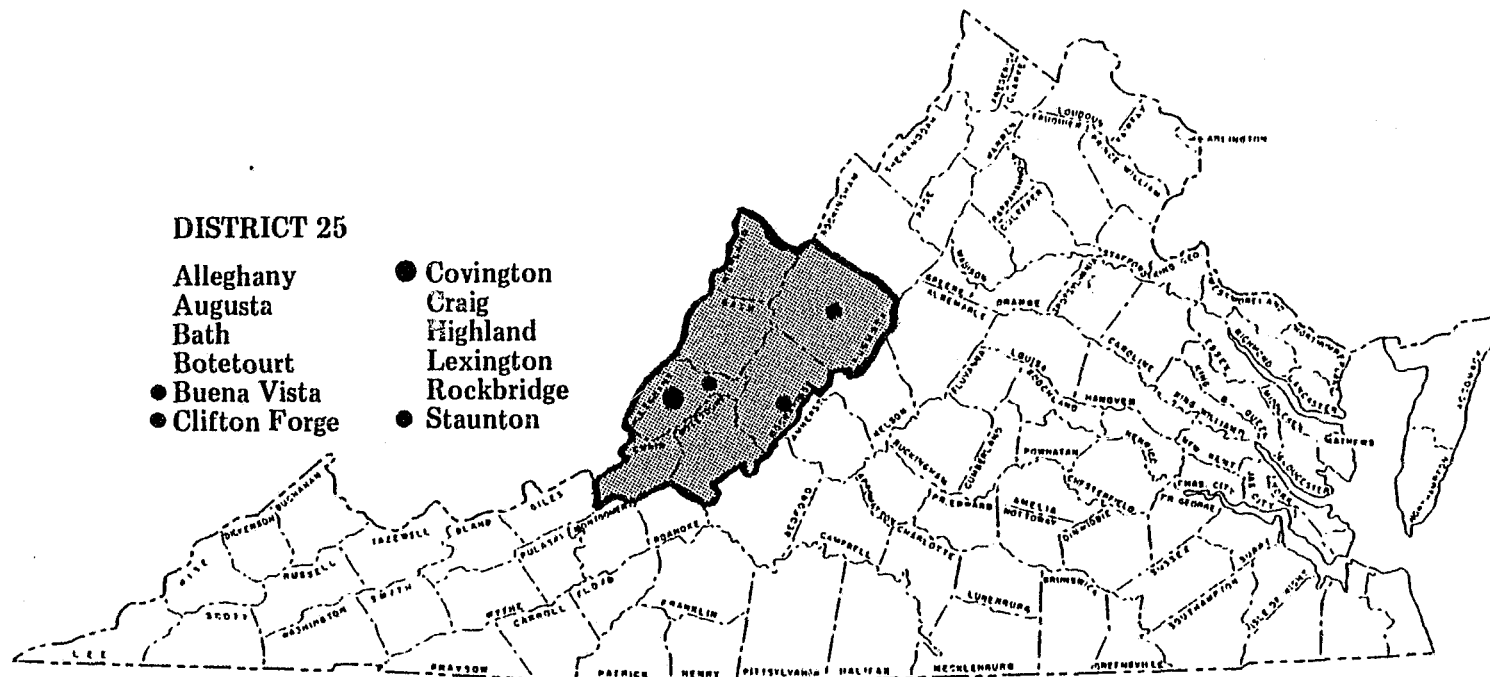
**Goochland
Greene
Louisa
Madison
Orange**



	Cases Under Supervision June 30, 1978	Total Clients Served During Fiscal Year	Intakes Completed
			2,262
Juveniles Under Supervision			
Official Probation	171	295	Reports Completed During
Unofficial Supervision	1	8	Fiscal Year:
Aftercare in Direct Care	46	24	Social History
Aftercare in Community	25	30	299
			Transfer
Adults Under Supervision			27
Official Probation	1	2	Addendum
Unofficial Supervision	0	2	5
			Foster Care
Family Counseling	27	20	106
TOTAL	271	381	Total Reports
			437

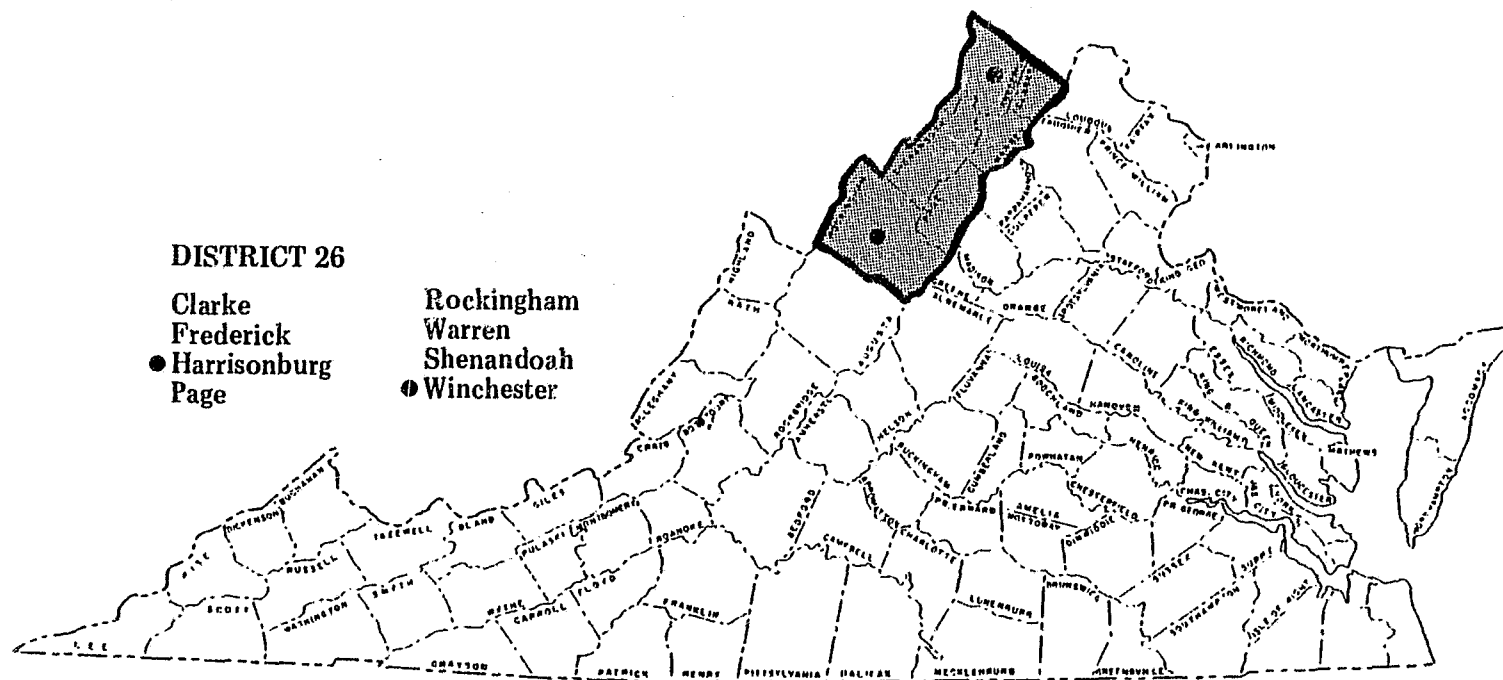
	STAUNTON		AUGUSTA		*BUENA VISTA		CLIFTON FORGE		HIGHLAND		ROCKBRIDGE	
	Under Supervision 6/30/78	Clients Served During Year	Under Supervision 6/30/78	Clients Served During Year	Under Supervision 6/30/78	Clients Served During Year	Under Supervision 6/30/78	Clients Served During Year	Under Supervision 6/30/78	Clients Served During Year	Under Supervision 6/30/78	Clients Served During Year
Type of Service:												
Intake		448		475		92		114		10		181
Juveniles Under Supervision												
Official Probation	29	44	30	62	4	7	9	24	1	2	11	19
Unofficial Supervision	2	12	2	4	0	2	0	0	0	1	0	3
Aftercare in Direct Care	8	11	8	17	1	2	1	2	0	0	0	2
Aftercare in Community	3	7	5	14	0	0	2	1	0	0	1	0
Adults Under Supervision												
Official Probation	0	0	0	0	0	0	0	0	0	0	0	0
Unofficial Supervision	0	0	0	0	0	0	0	0	0	0	0	0
Family Counseling	0	8	0	6	0	0	0	2	0	0	0	1
Reports												
Social History		64		112		5		8		1		7
Transfer		12		8		0		0		1		0
Addendum		1		5		2		4		0		0
Foster Care		0		0		0		0		0		0
	*LEXINGTON		BATH		ALLEGHANY		BOTETOURT		CRAIG		COVINGTON	
	Under Supervision 6/30/78	Clients Served During Year	Under Supervision 6/30/78	Clients Served During Year	Under Supervision 6/30/78	Clients Served During Year	Under Supervision 6/30/78	Clients Served During Year	Under Supervision 6/30/78	Clients Served During Year	Under Supervision 6/30/78	Clients Served During Year
Type of Service:												
Intake		98		17		154		232		33		189
Juveniles Under Supervision												
Official Probation	3	8	4	9	21	38	5	20	0	0	13	27
Unofficial Supervision	0	0	0	0	0	0	0	1	0	0	0	5
Aftercare in Direct Care	1	0	0	0	0	2	1	2	1	2	0	0
Aftercare in Community	0	0	0	0	1	0	0	1	0	0	1	3
Adults Under Supervision												
Official Probation	0	0	0	0	1	1	0	0	0	0	0	0
Unofficial Supervision	0	0	0	0	0	0	0	0	0	0	0	0
Family Counseling	0	0	0	0	0	1	1	2	0	1	0	1
Reports												
Social History		3		3		31		10		0		18
Transfer		0		0		0		0		0		1
Addendum		3		0		0		1		0		0
Foster Care		0		0		0		0		0		0

*Information for entire twelve month period not received.



	Cases Under Supervision June 30, 1978	Total Clients Served During Fiscal Year	Intakes Completed 2,043	
Juveniles Under Supervision			Reports Completed During Fiscal Year:	
Official Probation	130	250		
Unofficial Supervision	4	28		
Aftercare in Direct Care	21	40		
Aftercare in Community	13	26	Social History	262
Adults Under Supervision			Transfer	22
Official Probation	1	1	Addendum	16
Unofficial Supervision	0	0	Foster Care	0
Family Counseling	1	22		
TOTAL	170	367	Total Reports	300

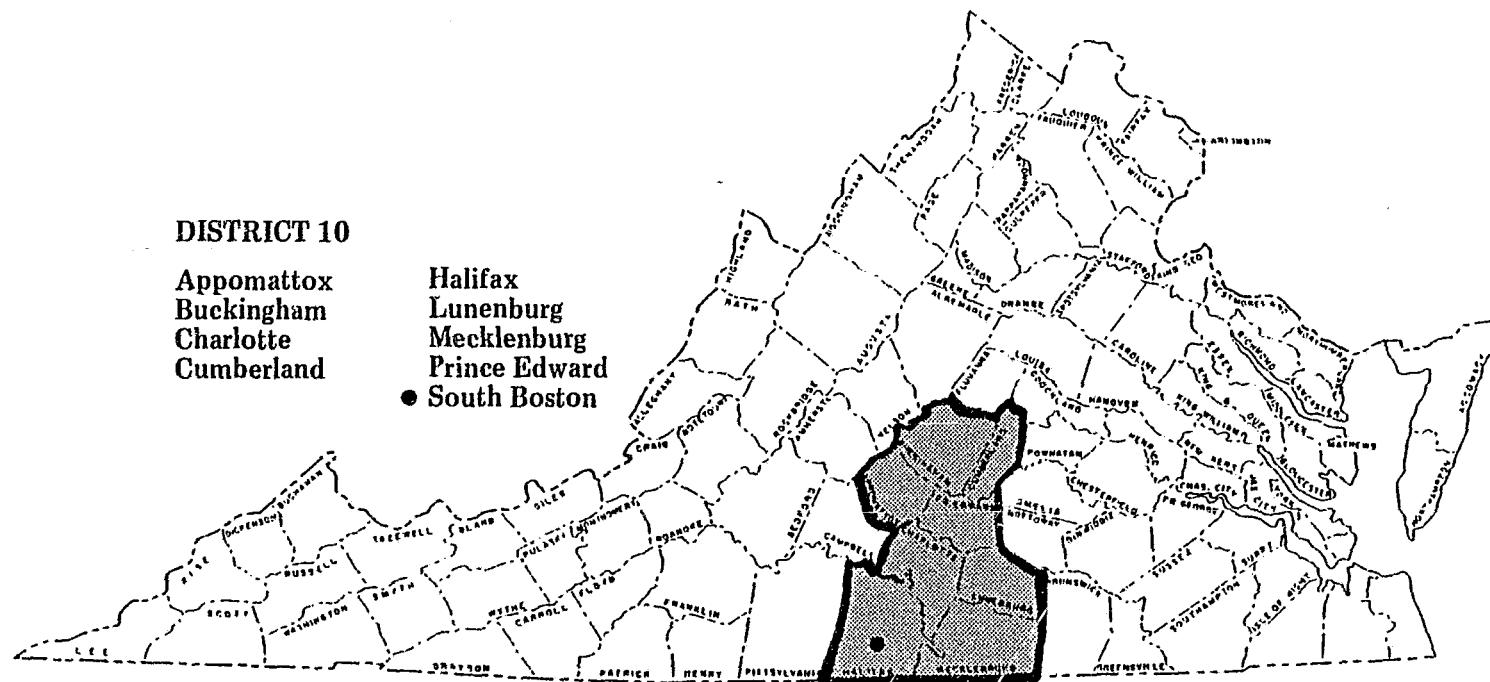
	WINCHESTER		FREDERICK		CLARKE		WARREN	
	Under Supervision 6/30/78	Clients Served During Year	Under Supervision 6/30/78	Clients Served During Year	Under Supervision 6/30/78	Clients Served During Year	Under Supervision 6/30/78	Clients Served During Year
Type of Service:								
Intake		247		178		40		115
Juveniles Under Supervision								
Official Probation	18	22	9	9	5	10	12	34
Unofficial Supervision	0	0	0	0	0	0	0	1
Aftercare in Direct Care	11	3	0	0	3	2	10	3
Aftercare in Community	0	5	0	0	2	2	1	5
Adults Under Supervision								
Official Probation	0	0	0	0	0	0	0	0
Unofficial Supervision	0	0	0	1	0	0	0	0
Family Counseling	0	1	0	1	0	0	0	1
Reports								
Social History		35		16		17		51
Transfer		2		2		2		2
Addendum		14		3		7		6
Foster Care		44		36		11		19
	SHENANDOAH		PAGE		HARRISONBURG		ROCKINGHAM	
	Under Supervision 6/30/78	Clients Served During Year	Under Supervision 6/30/78	Clients Served During Year	Under Supervision 6/30/78	Clients Served During Year	Under Supervision 6/30/78	Clients Served During Year
Type of Service:								
Intake		157		301		158		267
Juveniles Under Supervision								
Official Probation	12	14	15	17	11	18	23	44
Unofficial Supervision	0	7	0	0	0	1	0	0
Aftercare in Direct Care	2	2	2	2	1	0	5	4
Aftercare in Community	0	3	0	2	0	2	2	5
Adults Under Supervision								
Official Probation	0	1	0	0	0	0	4	0
Unofficial Supervision	0	3	0	0	0	0	0	0
Family Counseling	0	0	4	2	2	1	0	1
Reports								
Social History		18		33		15		40
Transfer		0		7		0		1
Addendum		0		7		0		0
Foster Care		19		22		23		49



	Cases Under Supervision June 30, 1978	Total Clients Served During Fiscal Year	Intakes Completed 1,449
Juveniles Under Supervision			Reports Completed During Fiscal Year:
Official Probation	105	174	
Unofficial Supervision	0	9	
Aftercare in Direct Care	34	16	
Aftercare in Community	5	24	
Adults Under Supervision			Transfer 16
Official Probation	4	1	Addendum 37
Unofficial Supervision	0	4	Foster Care 223
Family Counseling	6	7	
TOTAL	154	235	Total Reports 501

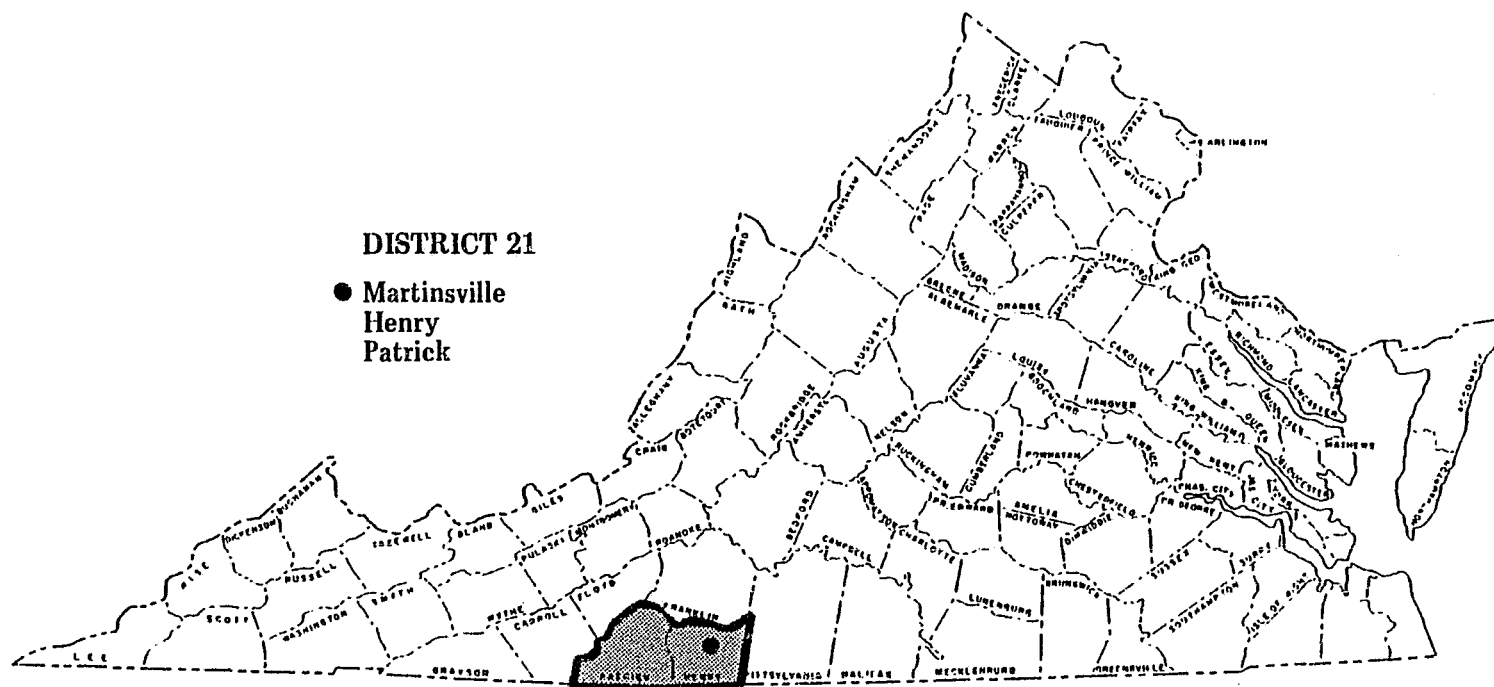
	CUMBERLAND		BUCKINGHAM		APPOMATTOX		PRINCE EDWARD		CHARLOTTE	
	Under Supervision 6/30/78	Clients Served During Year	Under Supervision 6/30/78	Clients Served During Year	Under Supervision 6/30/78	Clients Served During Year	Under Supervision 6/30/78	Clients Served During Year	Under Supervision 6/30/78	Clients Served During Year
Type of Service:										
Intake		165		44		246		237		196
Juveniles Under Supervision										
Official Probation	4	16	15	35	12	16	11	85	7	11
Unofficial Supervision	4	17	0	6	3	18	5	8	5	11
Aftercare in Direct Care	2	1	5	3	0	1	3	8	2	1
Aftercare in Community	0	2	1	1	0	5	1	3	0	0
Adults Under Supervision										
Official Probation	0	0	1	0	0	0	3	6	0	1
Unofficial Supervision	0	1	0	0	0	5	0	2	1	0
Family Counseling	2	1	7	6	0	1	3	7	1	4
Reports										
Social History		17		12		19		42		13
Transfer		0		2		6		2		0
Addendum		2		0		3		0		8
Foster Care		0		0		0		0		0
	LUNENBURG		MECKLENBURG		HALIFAX		*SOUTH BOSTON			
	Under Supervision 6/30/78	Clients Served During Year	Under Supervision 6/30/78	Clients Served During Year	Under Supervision 6/30/78	Clients Served During Year	Under Supervision 6/30/78	Clients Served During Year		
Type of Service:										
Intake		177		404		590		88		
Juveniles Under Supervision										
Official Probation	3	19	10	31	5	22	11	9		
Unofficial Supervision	3	24	0	32	0	44	0	5		
Aftercare in Direct Care	2	1	2	6	3	5	7	0		
Aftercare in Community	0	2	3	2	0	3	0	3		
Adults Under Supervision										
Official Probation	0	0	0	1	0	1	0	1		
Unofficial Supervision	0	0	0	0	0	0	1	0		
Family Counseling	0	7	1	61	4	61	12	15		
Reports										
Social History		22		48		49		20		
Transfer		1		1		0		0		
Addendum		4		0		9		5		
Foster Care		0		0		0		0		

*Information for entire twelve month period was not received.



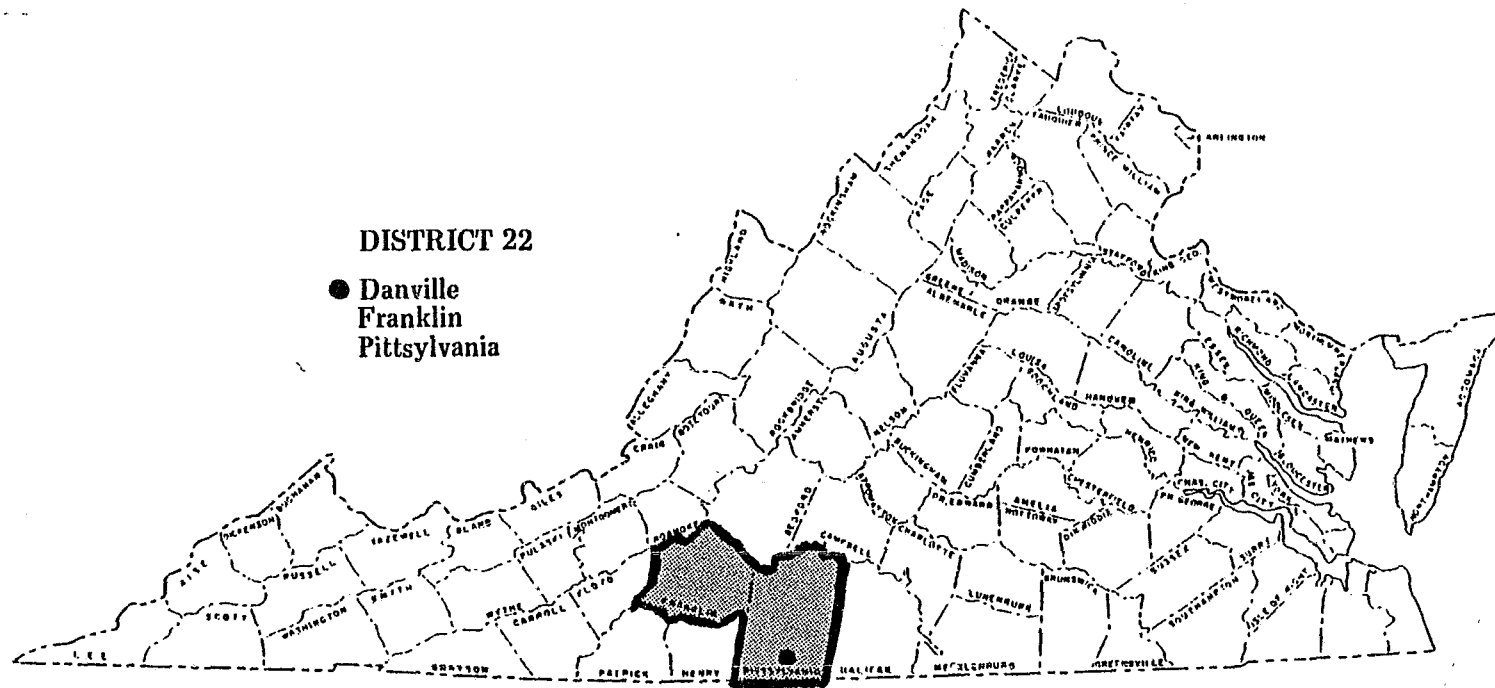
	Cases Under Supervision June 30, 1978	Total Clients Served During Fiscal Year	Intakes Completed 2,147
Juveniles Under Supervision			Reports Completed During Fiscal Year:
Official Probation	78	244	
Unofficial Supervision	20	165	
Aftercare in Direct Care	26	26	
Aftercare in Community	5	21	Social History 242
Adults Under Supervision			Transfer 12
Official Probation	4	10	Addendum 31
Unofficial Supervision	2	8	
Family Counseling	30	163	Foster Care 0
TOTAL	165	637	Total Reports 285

	MARTINSVILLE		PATRICK		HENRY	
	Under Supervision 6/30/78	Clients Served During Year	Under Supervision 6/30/78	Clients Served During Year	Under Supervision 6/30/78	Clients Served During Year
Type of Service:						
Intake		472		90		750
Juveniles Under Supervision						
Official Probation	63	68	9	9	85	144
Unofficial Supervision	2	56	0	0	4	71
Aftercare in Direct Care	13	7	0	2	8	3
Aftercare in Community	13	16	0	1	9	13
Adults Under Supervision						
Official Probation	1	0	0	0	0	0
Unofficial Supervision	0	1	0	0	1	1
Family Counseling	14	16	1	1	10	29
Reports						
Social History		76		14		113
Transfer		35		15		66
Addendum		32		1		45
Foster Care		49		21		81



	Cases Under Supervision June 30, 1978	Total Clients Served During Fiscal Year	Intakes Completed 1,312
Juveniles Under Supervision			
Official Probation	157	221	Reports Completed During Fiscal Year:
Unofficial Supervision	6	127	
Aftercare in Direct Care	21	12	
Aftercare in Community	22	30	
Adults Under Supervision			
Official Probation	1	0	Transfer 116
Unofficial Supervision	1	2	Addendum 78
Family Counseling	25	46	Foster Care 151
TOTAL	233	438	Total Reports 548

	DANVILLE		FRANKLIN (County)		PITTSYLVANIA	
	Under Supervision 6/30/78	Clients Served During Year	Under Supervision 6/30/78	Clients Served During Year	Under Supervision 6/30/78	Clients Served During Year
Type of Service:						
Intake		968		645		900
Juveniles Under Supervision						
Official Probation	23	77	27	55	34	56
Unofficial Supervision	0	0	0	30	1	18
Aftercare in Direct Care	18	10	6	9	10	6
Aftercare in Community	1	8	1	5	0	0
Adults Under Supervision						
Official Probation	0	0	0	1	1	0
Unofficial Supervision	0	0	2	3	1	3
Family Counseling	1	7	7	158	4	303
Reports						
Social History		121		117		166
Transfer		32		33		20
Addendum		7		38		8
Foster Care		94		22		27



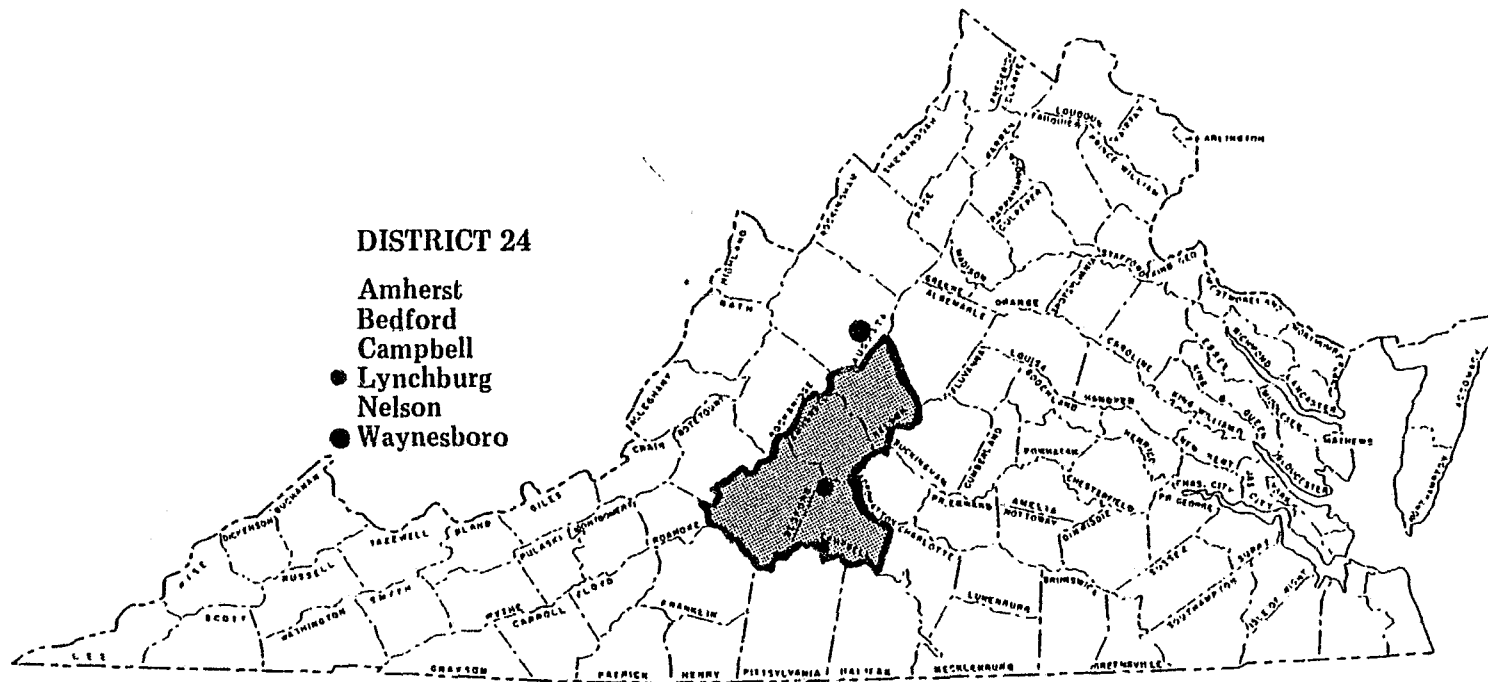
	Cases Under Supervision June 30, 1978	Total Clients Served During Fiscal Year	Intakes Completed 2,513
Juveniles Under Supervision			Reports Completed During Fiscal Year:
Official Probation	84	188	
Unofficial Supervision	1	48	
Aftercare in Direct Care	34	25	
Aftercare in Community	2	13	
Adults Under Supervision			Transfer 85
Official Probation	1	1	
Unofficial Supervision	3	6	
Family Counseling	12	473	Addendum 53
TOTAL	137	754	Foster Care 143
			Total Reports 685

	ROANOKE (City)		SALEM		ROANOKE (County)	
	Under Supervision 6/30/78	Clients Served During Year	Under Supervision 6/30/78	Clients Served During Year	Under Supervision 6/30/78	Clients Served During Year
Type of Service:						
Intake		4,410		323		1,312
Juveniles Under Supervision						
Official Probation	64	216	18	32	47	90
Unofficial Supervision	23	158	0	1	15	98
Aftercare in Direct Care	38	44	1	0	7	17
Aftercare in Community	6	48	1	1	5	12
Adults Under Supervision						
Official Probation	4	13	0	0	6	13
Unofficial Supervision	5	53	0	0	2	17
Family Counseling	4	34	0	0	13	25
Reports						
Social History		292		37		149
Transfer		106		2		42
Addendum		28		3		50
Foster Care		279		19		115

	LYNCHBURG		WAYNESBORO		BEDFORD (County)		NELSON	
	Under Supervision 6/30/78	Clients Served During Year	Under Supervision 6/30/78	Clients Served During Year	Under Supervision 6/30/78	Clients Served During Year	Under Supervision 6/30/78	Clients Served During Year
Type of Service:								
Intake		1,555		321		296		127
Juveniles Under Supervision								
Official Probation	35	73	18	52	18	38	2	7
Unofficial Supervision	7	49	7	29	2	2	0	7
Aftercare in Direct Care	14	17	5	15	4	8	2	0
Aftercare in Community	3	13	3	3	4	5	0	1
Adults Under Supervision								
Official Probation	4	19	4	4	0	0	0	1
Unofficial Supervision	0	1	0	0	0	0	2	2
Family Counseling	21	34	4	9	3	6	0	1
Reports								
Social History		82		78		50		15
Transfer		41		7		0		12
Addendum		35		14		2		1
Foster Care		0		0		0		0

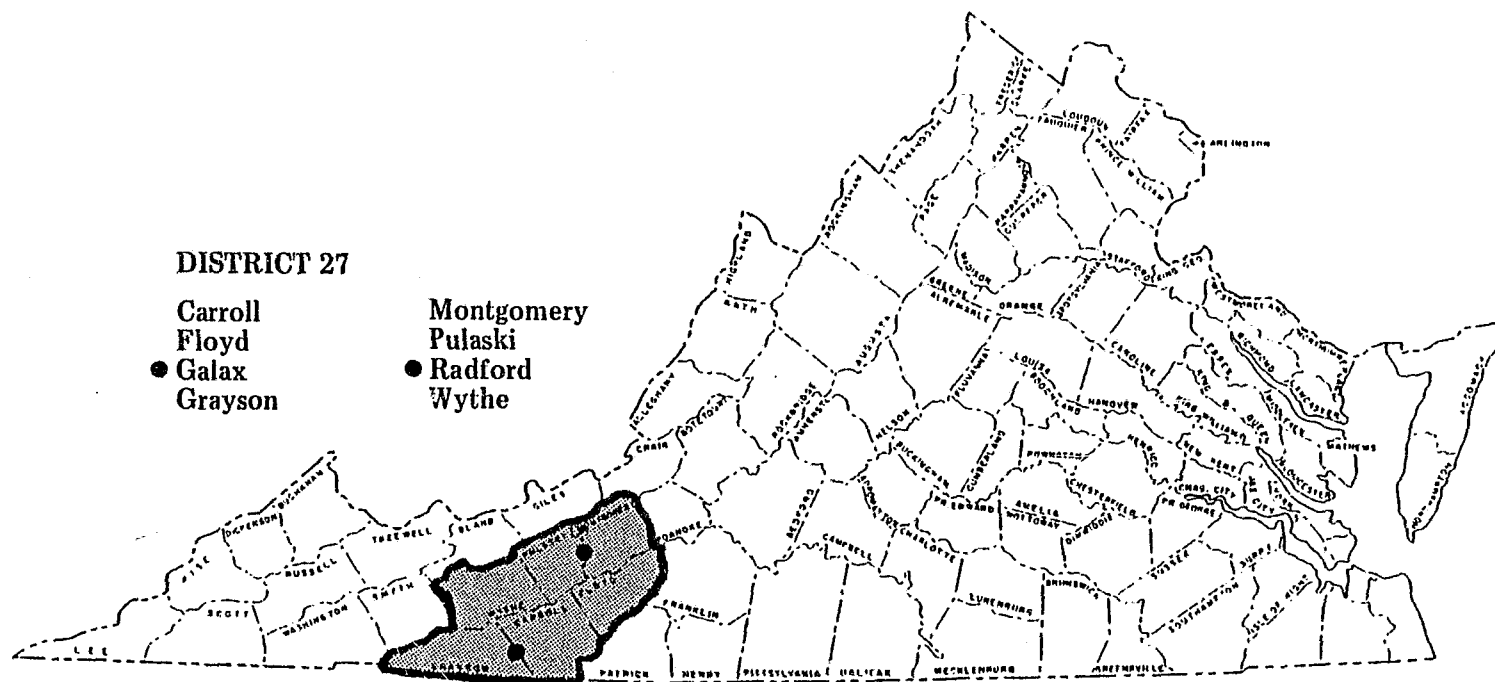
	AMHERST		CAMPBELL		*BEDFORD (City)		
	Under Supervision 6/30/78	Clients Served During Year	Under Supervision 6/30/78	Clients Served During Year	Under Supervision 6/30/78	Clients Served During Year	
Type of Service:							
Intake		368		519		70	
Juveniles Under Supervision							
Official Probation	34	39	26	64	3	4	
Unofficial Supervision	0	2	3	35	0	1	
Aftercare in Direct Care	3	6	3	3	1	1	
Aftercare in Community	2	5	5	8	1	1	
Adults Under Supervision							
Official Probation	0	1	0	1	0	0	
Unofficial Supervision	0	0	0	2	0	0	
Family Counseling	4	3	0	6	1	0	
Reports							
Social History		94		83		4	
Transfer		8		18		2	
Addendum		5		34		1	
Foster Care		0		0		0	

*Information for entire twelve month period was not received.



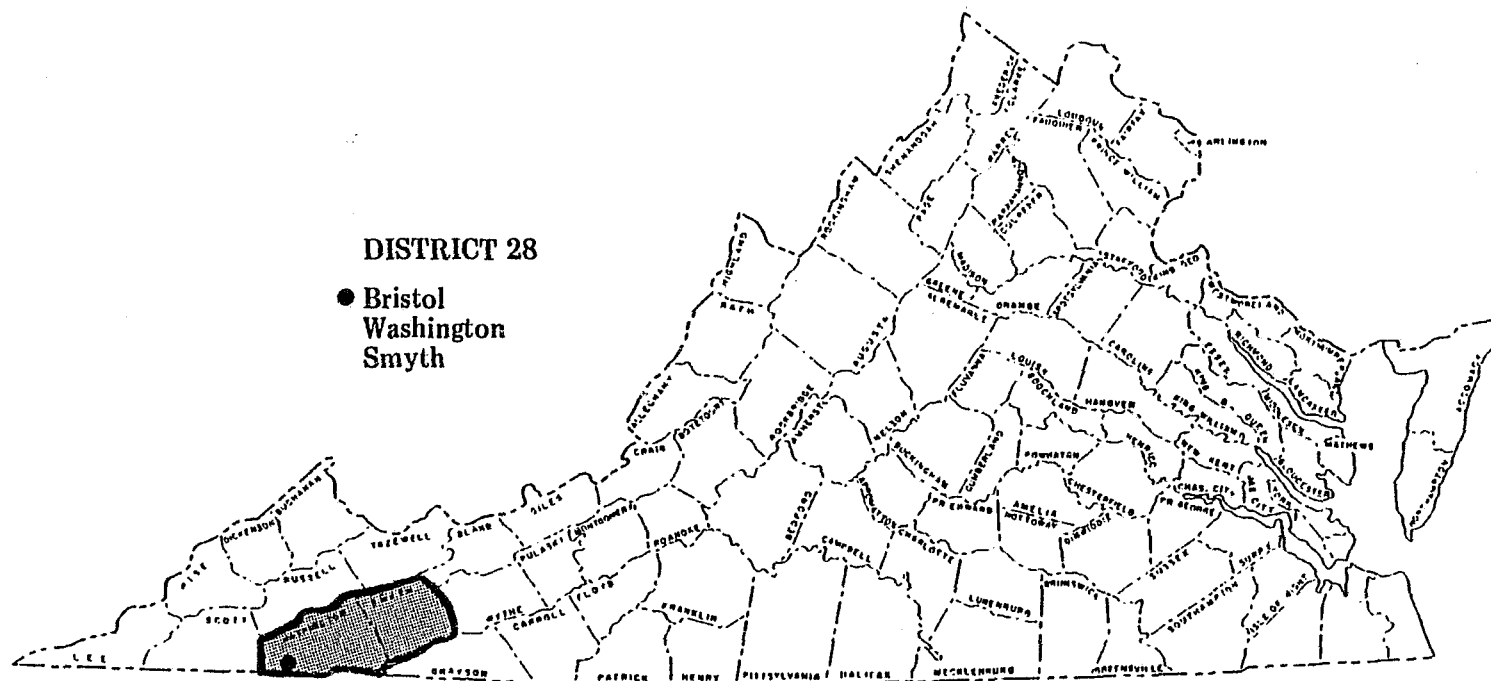
	Cases Under Supervision June 30, 1978	Total Clients Served During Fiscal Year	Intakes Completed 3,256
Juveniles Under Supervision			Reports Completed During Fiscal Year: Social History 406 Transfer 88 Addendum 92 Foster Care 0
Official Probation	136	277	
Unofficial Supervision	19	125	
Aftercare in Direct Care	32	50	
Aftercare in Community	18	36	
Adults Under Supervision			Total Reports 586
Official Probation	8	26	
Unofficial Supervision	2	5	
Family Counseling	33	59	
TOTAL	248	578	

	GALAX		RADFORD		PULASKI		WYTHE	
	Under Supervision 6/30/78	Clients Served During Year	Under Supervision 6/30/78	Clients Served During Year	Under Supervision 6/30/78	Clients Served During Year	Under Supervision 6/30/78	Clients Served During Year
Type of Service:								
Intake		171		157		1,226		328
Juveniles Under Supervision								
Official Probation	9	16	13	15	23	53	17	15
Unofficial Supervision	2	30	4	12	6	123	2	18
Aftercare in Direct Care	0	0	2	0	1	6	2	2
Aftercare in Community	0	1	1	3	1	5	1	3
Adults Under Supervision								
Official Probation	0	0	0	0	0	0	0	0
Unofficial Supervision	0	0	0	0	0	0	0	0
Family Counseling	0	2	1	0	3	14	4	6
Reports								
Social History		8		48		44		30
Transfer		0		1		15		5
Addendum		0		5		12		9
Foster Care		0		0		0		0
	CARROLL		MONTGOMERY		FLOYD		GRAYSON	
	Under Supervision 6/30/78	Clients Served During Year	Under Supervision 6/30/78	Clients Served During Year	Under Supervision 6/30/78	Clients Served During Year	Under Supervision 6/30/78	Clients Served During Year
Type of Service:								
Intake		239		971		87		129
Juveniles Under Supervision								
Official Probation	8	18	37	76	2	13	9	8
Unofficial Supervision	4	73	9	134	0	29	5	19
Aftercare in Direct Care	0	0	3	5	0	1	0	0
Aftercare in Community	0	1	3	7	0	0	0	1
Adults Under Supervision								
Official Probation	0	0	0	3	0	0	0	0
Unofficial Supervision	0	0	0	2	0	0	0	1
Family Counseling	0	0	4	2	0	1	1	0
Reports								
Social History		8		112		22		10
Transfer		1		3		1		0
Addendum		1		11		3		0
Foster Care		0		0		0		0



	Cases Under Supervision June 30, 1978	Total Clients Served During Fiscal Year	Intakes Completed 3,308
Juveniles Under Supervision			Reports Completed During Fiscal Year:
Official Probation	118	214	Social History 282
Unofficial Supervision	32	438	Transfer 26
Aftercare in Direct Care	8	14	Addendum 41
Aftercare in Community	6	21	Foster Care 0
Adults Under Supervision			
Official Probation	0	3	
Unofficial Supervision	0	3	
Family Counseling	13	25	
TOTAL	177	718	Total Reports 349

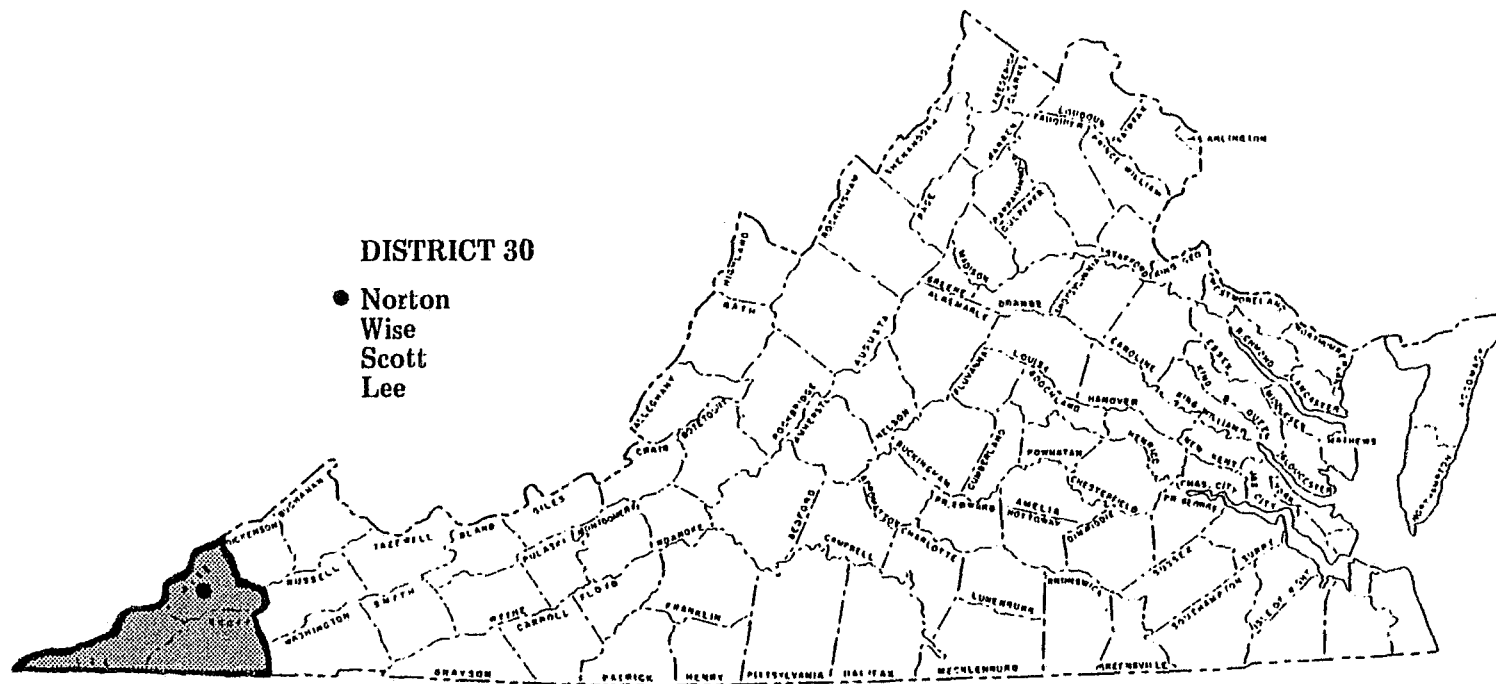
	BRISTOL		WASHINGTON		SMYTH	
	Under Supervision 6/30/78	Clients Served During Year	Under Supervision 6/30/78	Clients Served During Year	Under Supervision 6/30/78	Clients Served During Year
Type of Service:						
Intake		540		902		489
Juveniles Under Supervision						
Official Probation	59	66	53	136	65	57
Unofficial Supervision	0	2	0	0	0	0
Aftercare in Direct Care	11	12	8	15	6	7
Aftercare in Community	4	11	4	5	3	4
Adults Under Supervision						
Official Probation	2	2	0	6	1	5
Unofficial Supervision	0	0	0	0	0	0
Family Counseling	10	12	6	9	6	12
Reports						
Social History		55		55		48
Transfer		13		20		23
Addendum		28		36		22
Foster Care		0		0		0



	Cases Under Supervision June 30, 1978	Total Clients Served During Fiscal Year	Intakes Completed
			1,931
Juveniles Under Supervision			Reports Completed During Fiscal Year:
Official Probation	177	259	Social History 158
Unofficial Supervision	0	2	Transfer 56
Aftercare in Direct Care	25	34	Addendum 86
Aftercare in Community	11	20	Foster Care 0
Adults Under Supervision			
Official Probation	3	13	
Unofficial Supervision	0	0	
Family Counseling	22	33	
TOTAL	238	361	Total Reports 300

GILES			BLAND		TAZEWELL		BUCHANAN		RUSSELL		DICKENSON	
	Under Supervision 6/30/78	Clients Served During Year	Under Supervision 6/30/78	Clients Served During Year	Under Supervision 6/30/78	Clients Served During Year	Under Supervision 6/30/78	Clients Served During Year	Under Supervision 6/30/78	Clients Served During Year	Under Supervision 6/30/78	Clients Served During Year
Type of Service:												
Intake		189		9		367		423		294		261
Juveniles Under Supervision												
Official Probation	29	40	2	0	67	83	39	47	35	58	28	30
Unofficial Supervision	5	36	0	2	8	53	3	13	0	14	6	13
Aftercare in Direct Care	2	1	1	0	6	7	3	3	0	2	3	2
Aftercare in Community	4	4	0	0	7	4	2	10	1	8	1	1
Adults Under Supervision												
Official Probation	0	2	0	2	0	3	0	0	0	5	1	0
Unofficial Supervision	0	0	0	0	0	5	0	0	0	0	0	0
Family Counseling	4	5	0	0	12	23	5	2	3	4	3	2
Reports												
Social History		37		5		45		60		42		31
Transfer		2		0		9		5		0		4
Addendum		11		0		15		15		8		3
Foster Care		0		0		0		37		11		20


	NORTON		WISE		SCOTT		LEE	
	Under Supervision 6/30/78	Clients Served During Year	Under Supervision 6/30/78	Clients Served During Year	Under Supervision 6/30/78	Clients Served During Year	Under Supervision 6/30/78	Clients Served During Year
Type of Service:								
Intake		80		450		109		150
Juveniles Under Supervision								
Official Probation	13	17	47	108	15	21	25	36
Unofficial Supervision	0	3	6	27	0	2	1	6
Aftercare in Direct Care	3	1	13	22	0	4	4	8
Aftercare in Community	2	1	5	20	1	1	3	9
Adults Under Supervision								
Official Probation	0	0	0	1	0	0	0	0
Unofficial Supervision	0	0	0	3	0	0	0	0
Family Counseling	4	1	11	17	0	2	2	2
Reports								
Social History		10		63		23		21
Transfer		1		5		0		3
Addendum		1		17		0		1
Foster Care		0		0		0		0




DISTRICT 30

- Norton
- Wise
- Scott
- Lee

	Cases Under Supervision June 30, 1978	Total Clients Served During Fiscal Year	Intakes Completed 789
Juveniles Under Supervision			
Official Probation	100	182	Reports Completed During Fiscal Year:
Unofficial Supervision	7	38	
Aftercare in Direct Care	20	35	
Aftercare in Community	11	31	
Adults Under Supervision			
Official Probation	0	1	Social History 117
Unofficial Supervision	0	3	
Family Counseling	17	22	
TOTAL	155	312	Transfer 9
			Addendum 19
			Foster Care 0
			Total Reports 145





ADULTS UNDER SUPERVISION OF THE DIVISION OF PROBATION AND PAROLE SERVICES FISCAL YEAR ENDING JUNE 30, 1978

The data in this section of the report was submitted to the central office of the Division of Probation and Parole Services by each district office in Virginia. The regional and district locations reflect the divisions which existed prior to the reorganization of the Department of Corrections in September, 1978.

PROBATION CASELOADS

Probationers are received for supervision from courts of record (Circuit Courts) or courts not of record (General District Courts). Of the total clients served during 1978, there were 16,775 from Circuit Courts and 2,314 from District Courts. At the end of the fiscal year there were 9,625 probationers remaining under supervision from Circuit Courts and 1,040 from District Courts. At the end of last fiscal year there were 9,019 probationers under supervision from courts of record and 1,012 from courts not of record. This is a 6.7 percent increase in the number of clients under supervision from Circuit Courts and a 2.8 percent increase in clients from District Courts. The Tidewater Region had the largest number of probationers under supervision on June 30, with 2,216. The smallest regional caseload was the Petersburg Region, with 1,024 probationers under supervision.

PAROLE/PARDON CASELOADS

During fiscal year 1978 there were 5,299 parolees or pardonees who were served by the Division of Probation and Parole Services. On the last day of the fiscal year there were 3,008 parolees under supervision and 13 pardonees under supervision. Last fiscal year there were 2,992 parolees and 13 pardonees being supervised on June 30. This represents only a 0.5 per-

cent increase in the number of parolees under supervision. The Richmond Region had the highest number of parolees under supervision on June 30 with 737; the Tidewater Region was supervising 710 parolees on June 30. The region with the smallest caseload was Staunton with 229 parolees/pardonees under supervision.

CLIENT FLOW

Among the probationers received for supervision during the fiscal year 1978, 84.0 percent were new cases from court, 4.4 percent were cases restored to supervision, 9.5 percent were new cases received from other states, 1.5 percent were Virginia probationers returned from other states and 0.6 percent were opened administratively.

There were 29.3 percent of the probationers who were removed from probation supervision due to the expiration of term of probation; an additional 27.2 percent were removed from supervision by order of the court. Warrants were issued for 9.2 percent of the probationers who were discharged and 11.1 percent were probationers who had their probation revoked. Among the total probationers removed from supervision, 18.1 percent were transferred to other states for supervision.

The majority of parolees/pardonees who were received for supervision came directly from Virginia institutions (83.5 percent). There were 1.0 percent restored to supervision and 14.9 percent of the clients were transferred from other states. Among those removed from supervision, 56.4 percent were discharged from supervision, 25.5 percent were issued warrants and 15.6 percent were transferred to other states.

REGIONAL SUMMARY OF ADULTS UNDER SUPERVISION
FISCAL YEAR ENDING JUNE 30, 1978

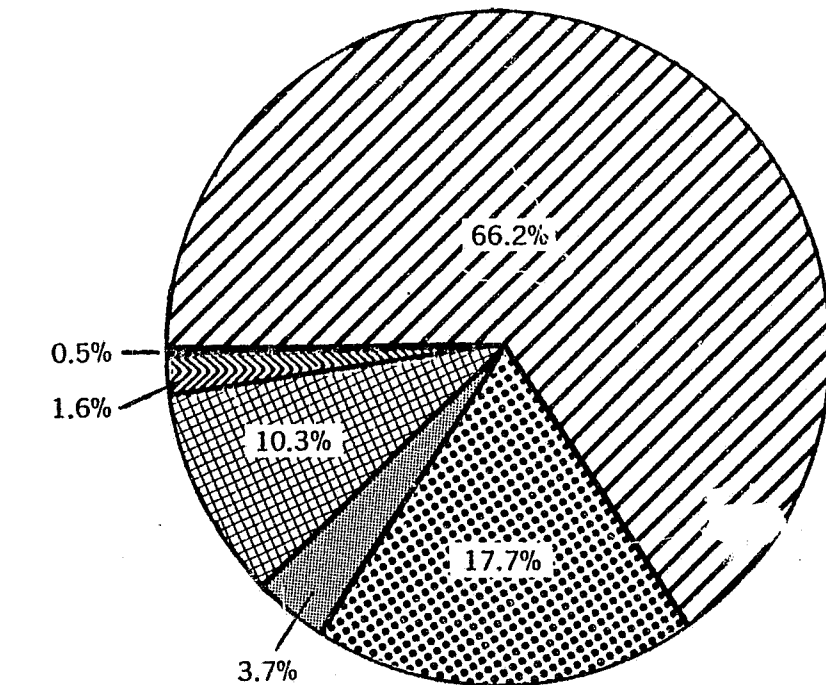
District/Region	PROBATIONERS FROM CIRCUIT COURTS		PROBATIONERS FROM DISTRICT COURT		PAROLEES/PARDONEES		TOTAL	
	Under Supervision On June 30, 1978	Total Clients Served During Year	Under Supervision On June 30, 1978	Total Clients Served During Year	Under Supervision On June 30, 1978	Total Clients Served During Year	Under Supervision On June 30, 1978	Clients Served During Year
Richmond Region								
District 1	744	1,599	16	46	567	1,010	1,327	2,655
District 21	112	248	16	40	73	126	201	414
District 32	340	431	8	18	97	126	445	575
Staunton Region								
District 9	212	376	20	79	58	102	290	557
District 11	270	416	3	9	48	85	321	510
District 12	459	690	29	56	79	129	567	875
District 25	141	245	10	30	15	32	166	307
District 26	126	202	4	10	29	47	159	259
Roanoke Region								
District 15	858	1,201	24	56	152	261	1,034	1,518
District 16	401	753	134	208	87	159	622	1,120
District 17	224	328	79	134	43	67	346	529
District 18	151	224	30	52	36	73	217	349
District 28	170	297	14	32	25	43	209	372
Lynchburg Region								
District 13	379	604	21	66	67	138	467	808
District 14	282	450	67	179	95	148	444	777
District 20	180	332	6	13	33	51	219	396
District 22	276	407	35	56	117	183	428	646
Petersburg Region								
District 5	38	142	1	6	25	58	64	206
District 6	250	385	24	60	92	150	366	595
District 7	313	528	15	51	148	238	476	817
District 8	67	161	9	19	32	54	108	234
District 24	95	155	10	32	11	24	116	211
District 27	94	220	34	81	46	72	174	373
District 33	72	84	2	3	24	27	98	114

REGIONAL SUMMARY OF ADULTS UNDER SUPERVISION
FISCAL YEAR ENDING JUNE 30, 1978 (Continued)

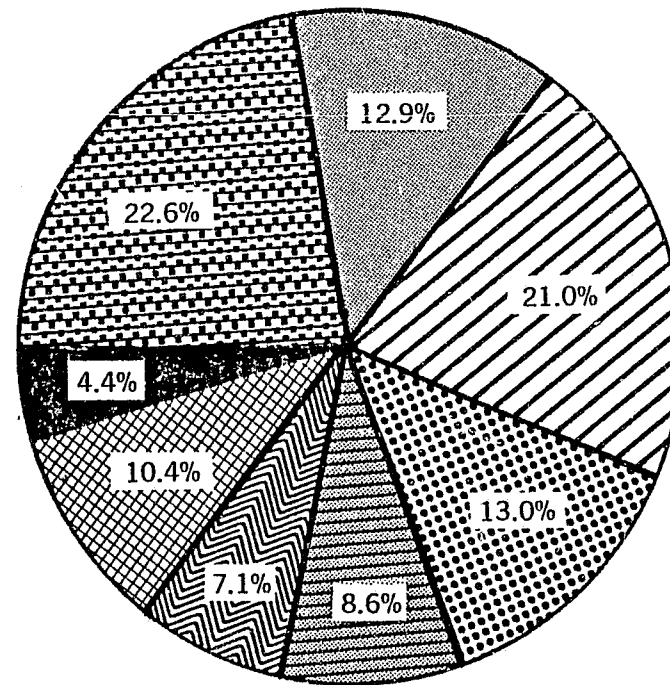
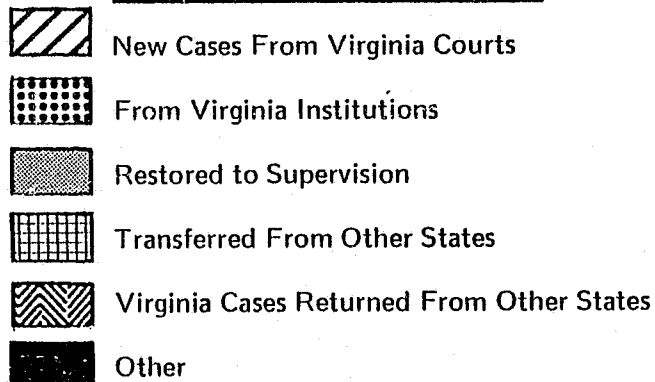
District/Region	PROBATIONERS FROM CIRCUIT COURTS		PROBATIONERS FROM DISTRICT COURT		PAROLEES/PARDONEES		TOTAL	
	Under Supervision On June 30, 1978	Total Clients Served During Year	Under Supervision On June 30, 1978	Total Clients Served During Year	Under Supervision On June 30, 1978	Total Clients Served During Year	Under Supervision On June 30, 1978	Clients Served During Year
Tidewater Region								
District 2	869	1,334	2	3	239	399	1,110	1,736
District 3	302	629	2	4	130	265	434	898
District 4	77	122	14	23	35	55	126	200
District 19	218	547	140	320	73	199	431	1,066
District 23	211	420	29	51	76	106	316	577
District 30	108	183	0	0	61	92	169	275
District 31	123	219	3	8	61	79	187	306
District 34	113	151	5	6	35	49	153	206
Northern Virginia Region								
District 10	302	866	53	155	59	249	414	1,270
District 29	586	1,299	143	362	109	241	838	1,902
District 35	192	231	14	16	46	54	252	301
District 36	270	296	24	30	98	108	392	434
TOTALS	9,625	16,775	1,040	2,314	3,021	5,299	13,686	24,388

Chart 3

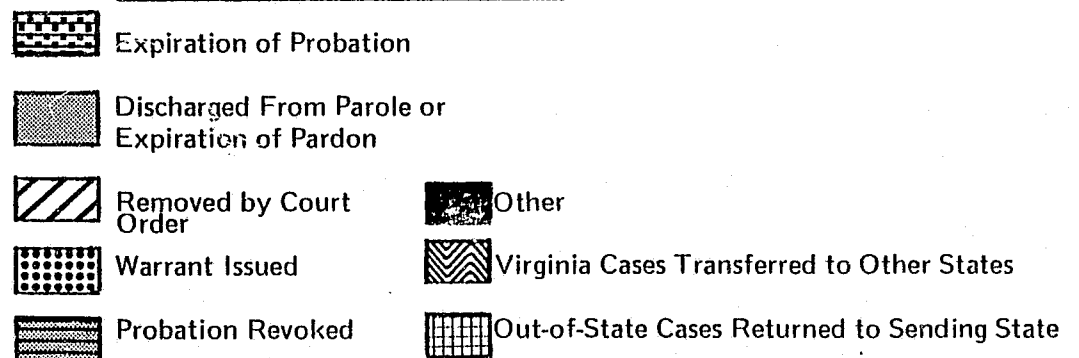
Cases Received and Removed From the Supervision of Probation and Parole Offices During Fiscal Year 1978



RECEIVED FOR SUPERVISION:

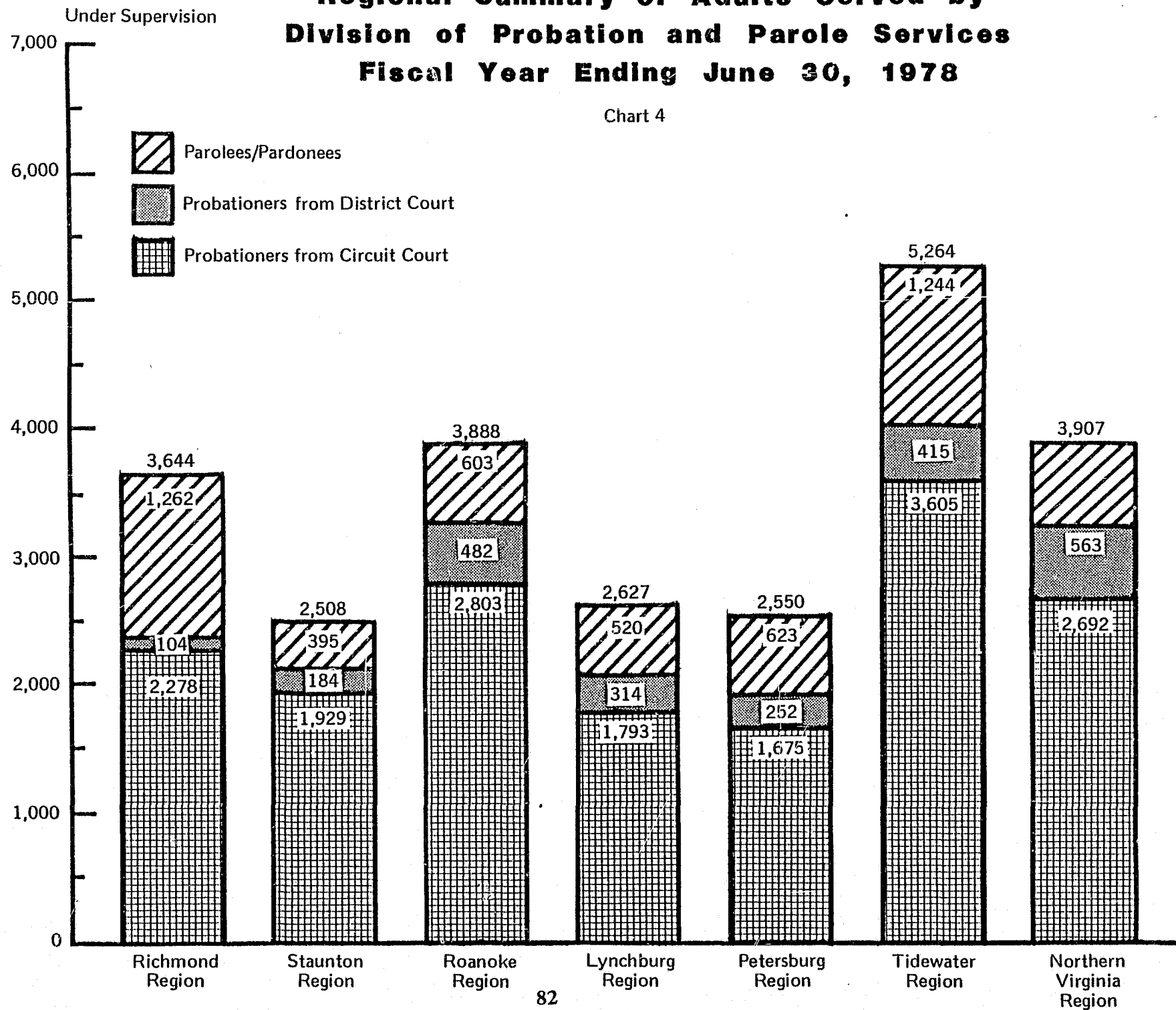


REMOVED FROM SUPERVISION:



Regional Summary of Adults Served by Division of Probation and Parole Services Fiscal Year Ending June 30, 1978

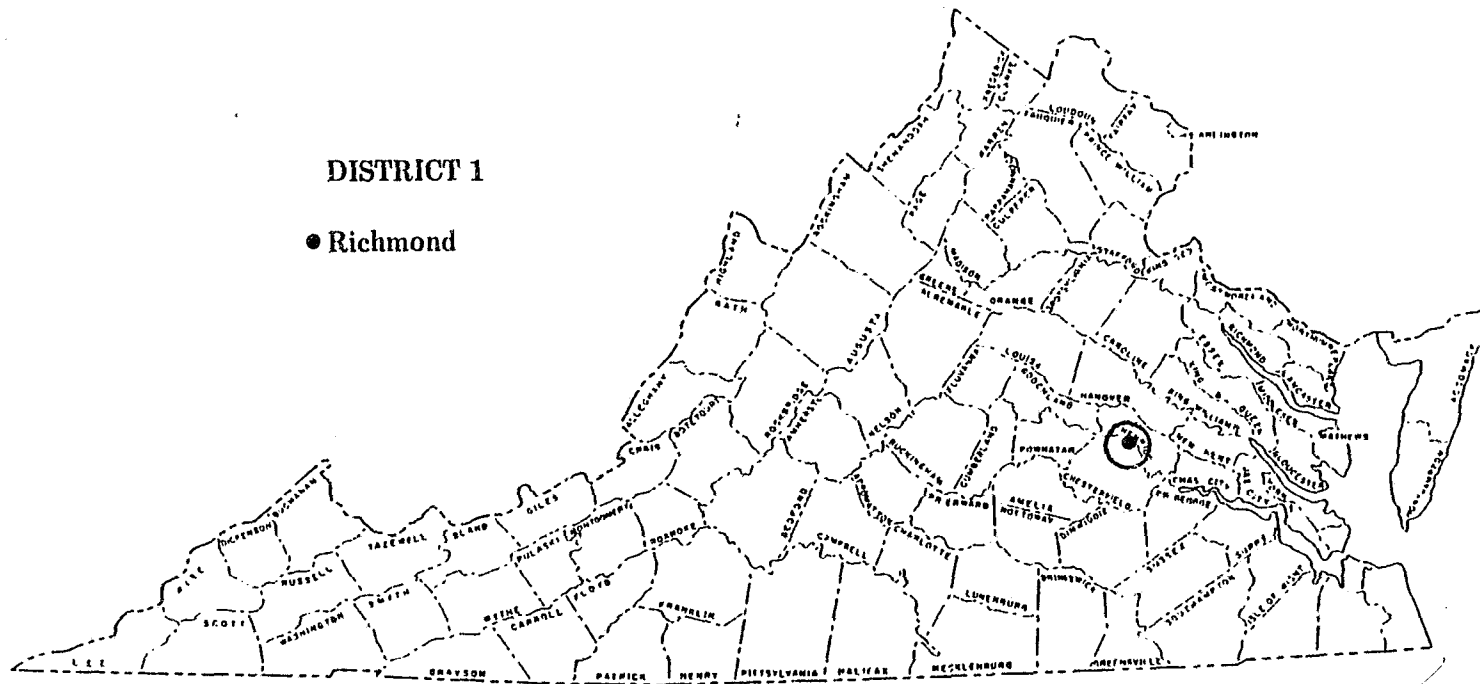
Chart 4



PROBATION/PAROLE/PARDON WORKLOAD FOR FISCAL YEAR 1978

	PROBATION FROM:		PAROLE	PARDON
	Circuit Court	District Courts		
Total Under Supervision on July 1, 1977	9,019	1,012	2,992	13
Received for Supervision:				
New Cases From Virginia Courts	4,508	954	—	—
From Virginia Institutions	—	—	1,456	3
Restored to Supervision	281	6	18	0
Transferred From Other States	518	101	233	0
Virginia Cases Returned From Other States	95	6	28	0
Other	28	8	9	0
Total Received for Supervision	5,430	1,075	1,744	3
Total Number Under Supervision	14,449	2,087	4,736	16
Removed From Supervision:				
Expiration of Probation	1,133	587	—	—
Discharged From Parole	—	—	977	—
Expiration of Pardon	—	—	—	3
Removed by Court Order	1,418	180	—	—
Warrant Issued	487	56	442	0
Probation Revoked	599	52	—	—
Virginia Cases Transferred To Other States	447	36	60	0
Out-of-State Cases Returned To Sending State	464	116	210	0
Died	42	4	35	0
Other	234	16	4	0
Total Removed From Supervision	4,824	1,047	1,728	3
Total Remaining Under Supervision On June 30, 1978	9,625	1,040	3,008	13

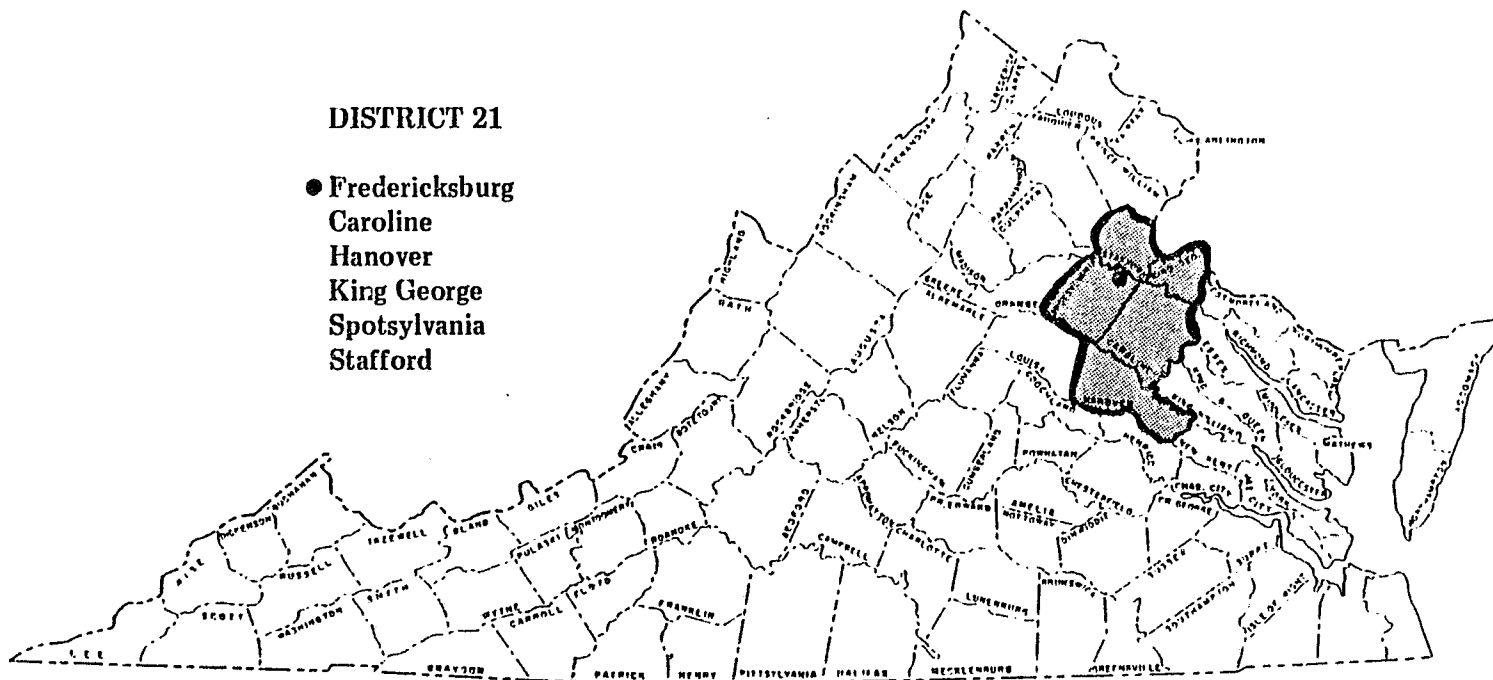
● Richmond



	PROBATION CASELOADS	PAROLE/PARDON CASELOADS
Under Supervision on June 30, 1978:	760	567
Total Clients Served During Year:	1,645	1,010
PROBATION CASES ADJUDICATED IN LOCAL COURTS	INVESTIGATIONS COMPLETED DURING YEAR	
Richmond 404	Pre and Post Sentence 543	
	For Other States 111	
	Field and Offense 215	
	Furlough or Placement 728	
	Other Reports 324	
Total 404	Total Investigations 1,921	

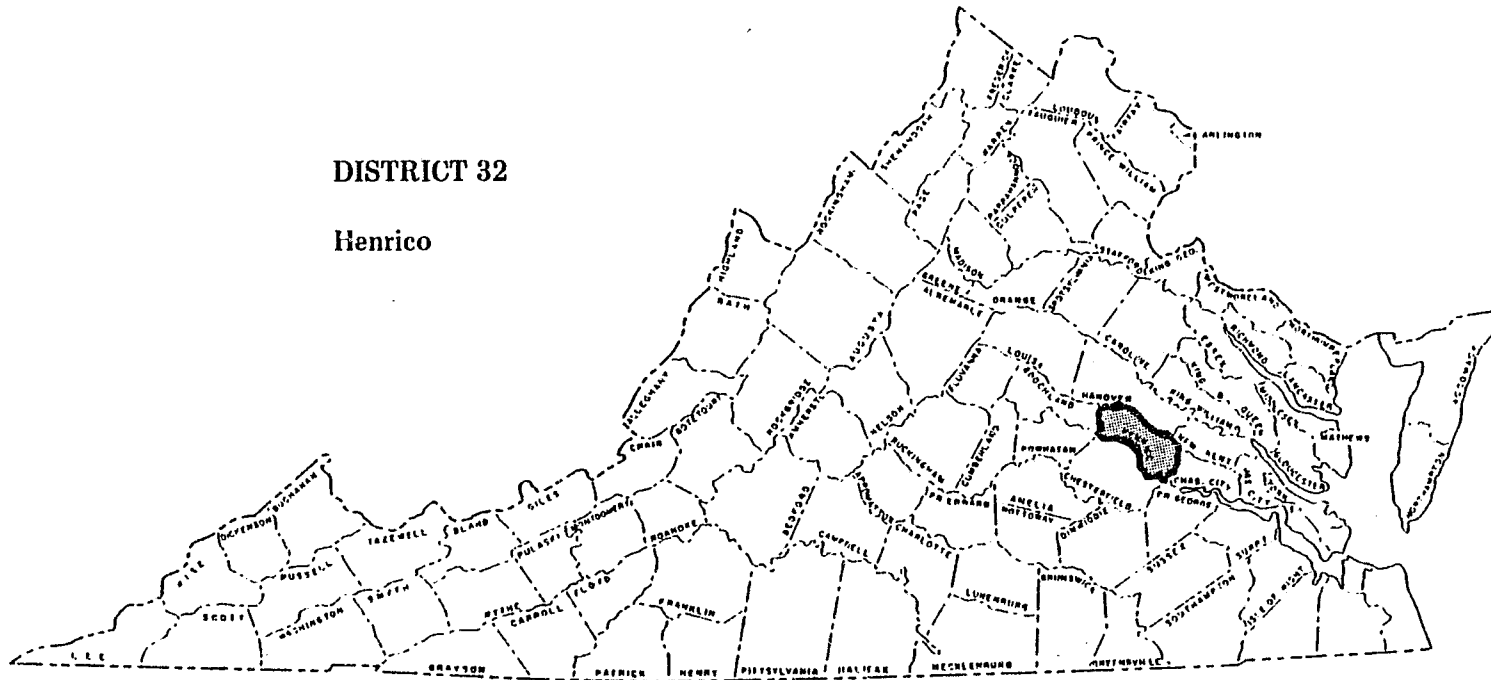
DISTRICT 21

- Fredericksburg
- Caroline
- Hanover
- King George
- Spotsylvania
- Stafford



	PROBATION CASELOADS	PAROLE/PARDON CASELOADS
Under Supervision on June 30, 1978:	128	73
Total Clients Served During Year:	288	126
PROBATION CASES ADJUDICATED IN LOCAL COURTS	INVESTIGATIONS COMPLETED DURING YEAR	
Fredericksburg	21	Pre and Post Sentence106
Caroline.	9	For Other States46
Hanover.	32	Field and Offense38
King George	2	Furlough or Placement71
Spotsylvania	7	Other Reports110
Stafford.	4	
Total	75	Total Investigations.371

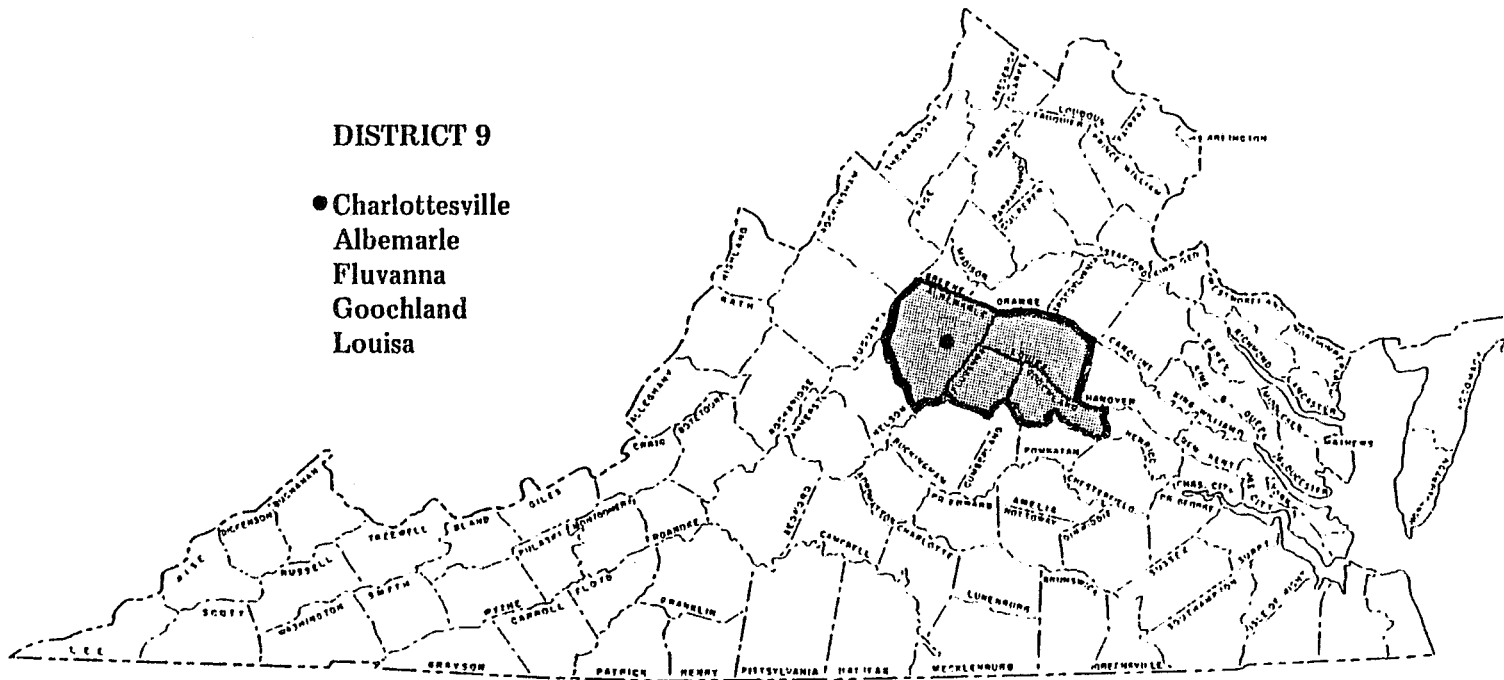
Henrico



	PROBATION CASELOADS	PAROLE/PARDON CASELOADS
Under Supervision on June 30, 1978:	348	97
Total Clients Served During Year:	449	126
PROBATION CASES ADJUDICATED IN LOCAL COURTS		INVESTIGATIONS COMPLETED DURING YEAR
Henrico118		Pre and Post Sentence117
		For Other States17
		Field and Offense21
		Furlough or Placement55
		Other Reports66
Total118		Total Investigations276

DISTRICT 9

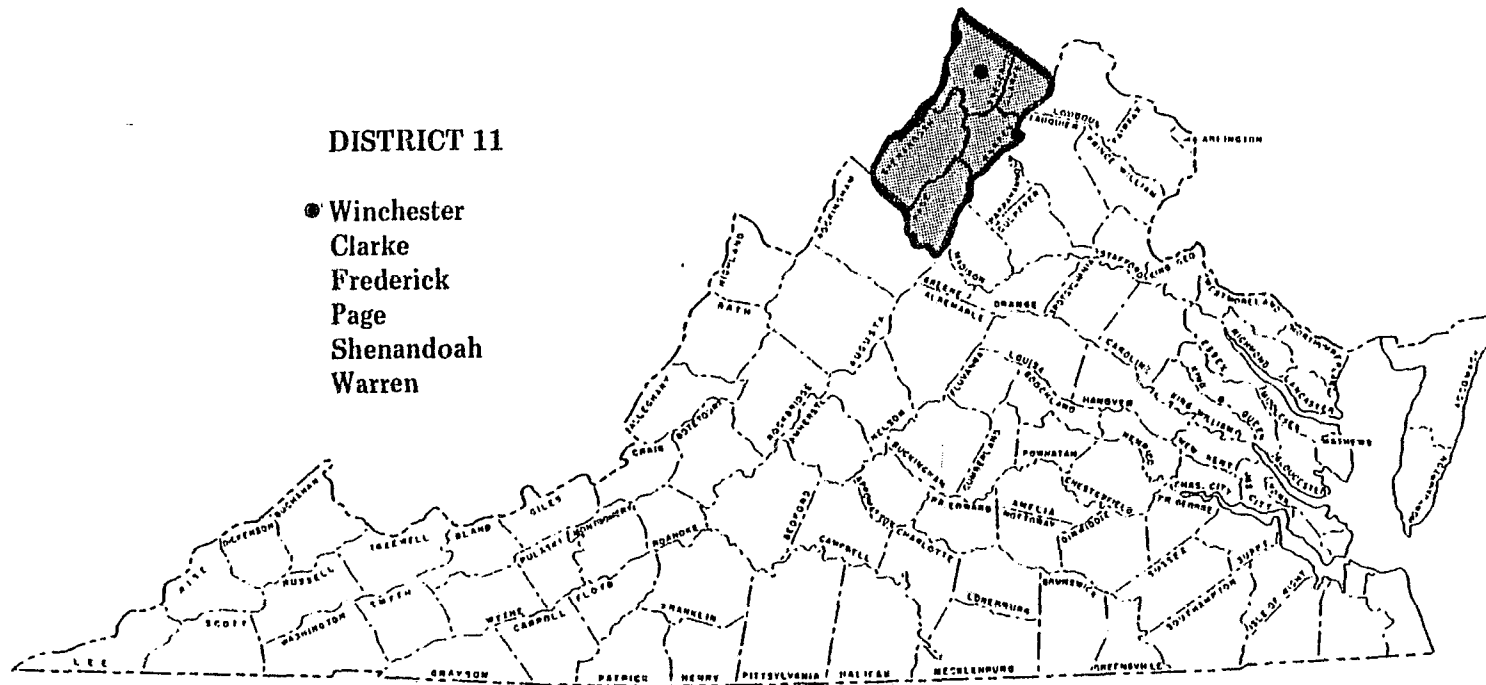
- Charlottesville
- Albemarle
- Fluvanna
- Goochland
- Louisa



	PROBATION CASELOADS	PAROLE/PARDON CASELOADS
Under Supervision on June 30, 1978:	232	58
Total Clients Served During Year:	455	102
PROBATION CASES ADJUDICATED IN LOCAL COURTS	INVESTIGATIONS COMPLETED DURING YEAR	
Charlottesville.....53	Pre and Post Sentence.....71	
Albemarle.....37	For Other States.....15	
Fluvanna.....13	Field and Offense.....51	
Goochland.....19	Furlough or Placement.....80	
Louisa.....21	Other Reports.....147	
Total.....143	Total Investigations.....364	

DISTRICT 11

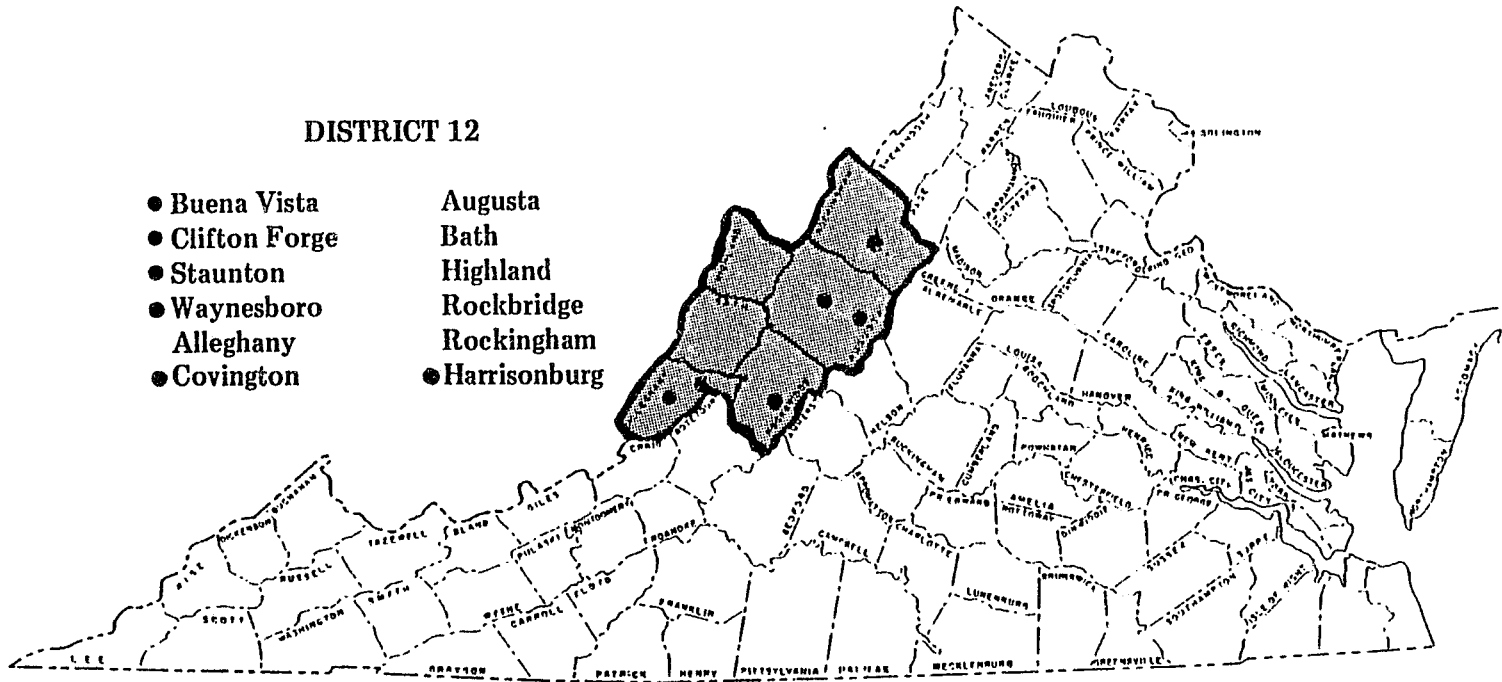
● Winchester
Clarke
Frederick
Page
Shenandoah
Warren



	PROBATION CASELOADS	PAROLE/PARDON CASELOADS
Under Supervision on June 30, 1978:	273	48
Total Clients Served During Year:	425	85
PROBATION CASES ADJUDICATED IN LOCAL COURTS Winchester.16 Clarke6 Frederick.....19 Page.....18 Shenandoah.....28 Warren.....31 Total.....118		INVESTIGATIONS COMPLETED DURING YEAR Pre and Post Sentence.....126 For Other States.....57 Field and Offense.....32 Furlough or Placement.....60 Other Reports.....100 Total Investigations.....375

DISTRICT 12

- Buena Vista
- Clifton Forge
- Staunton
- Waynesboro
- Alleghany
- Covington
- Augusta
- Bath
- Highland
- Rockbridge
- Rockingham
- Harrisonburg



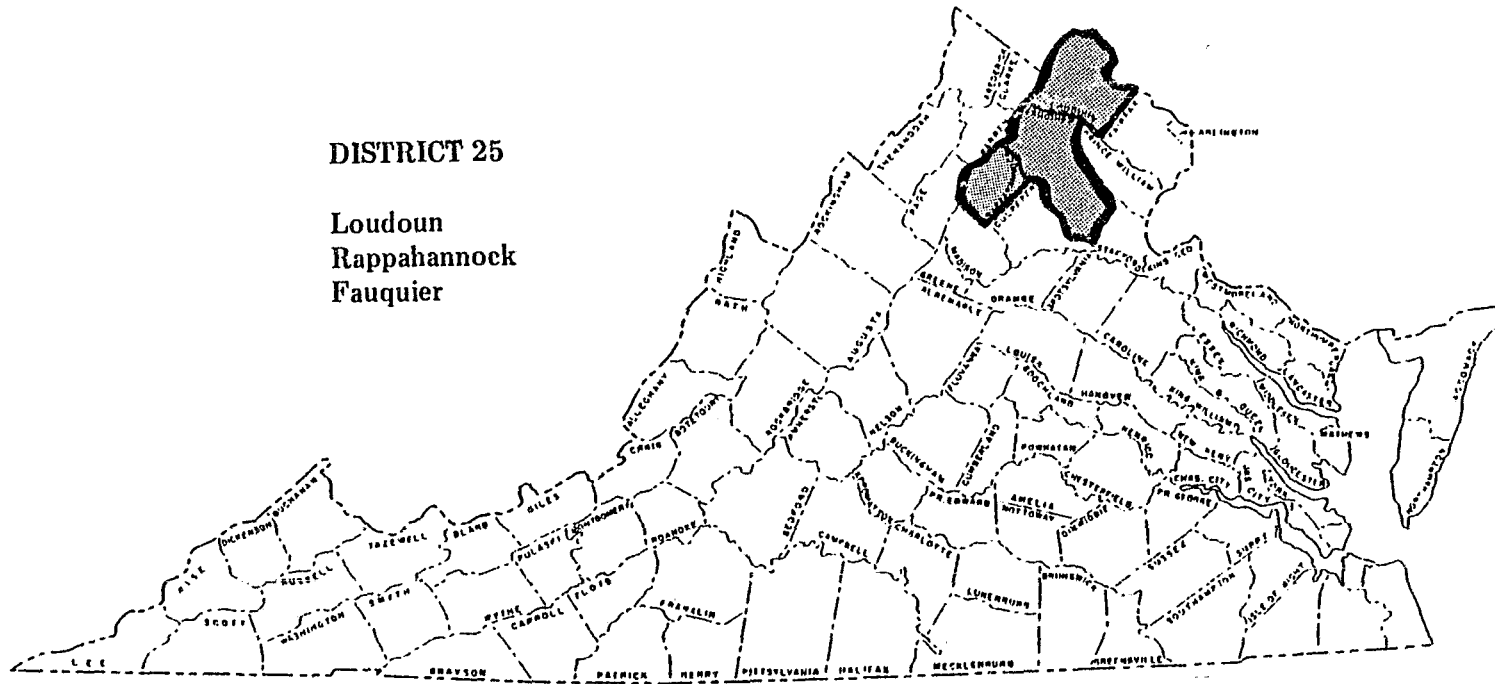
	PROBATION CASELOADS	PAROLE/PARDON CASELOADS
Under Supervision on June 30, 1978:	488	79
Total Clients Served During Year:	746	129
PROBATION CASES ADJUDICATED IN LOCAL COURTS	INVESTIGATIONS COMPLETED DURING YEAR	
Buena Vista.....6	Pre and Post Sentence.....161	
Lexington.....5	For Other States.....27	
Staunton.....40	Field and Offense.....58	
Waynesboro.....13	Furlough or Placement.....96	
Alleghany.....15	Other Reports.....95	
Augusta.....44		
Bath.....3		
Highland.....1		
Rockbridge.....55		
Rockingham.....24		
Clifton Forge.....0		
Total.....206	Total Investigations.....437	

CONTINUED

2 OF 3

DISTRICT 25

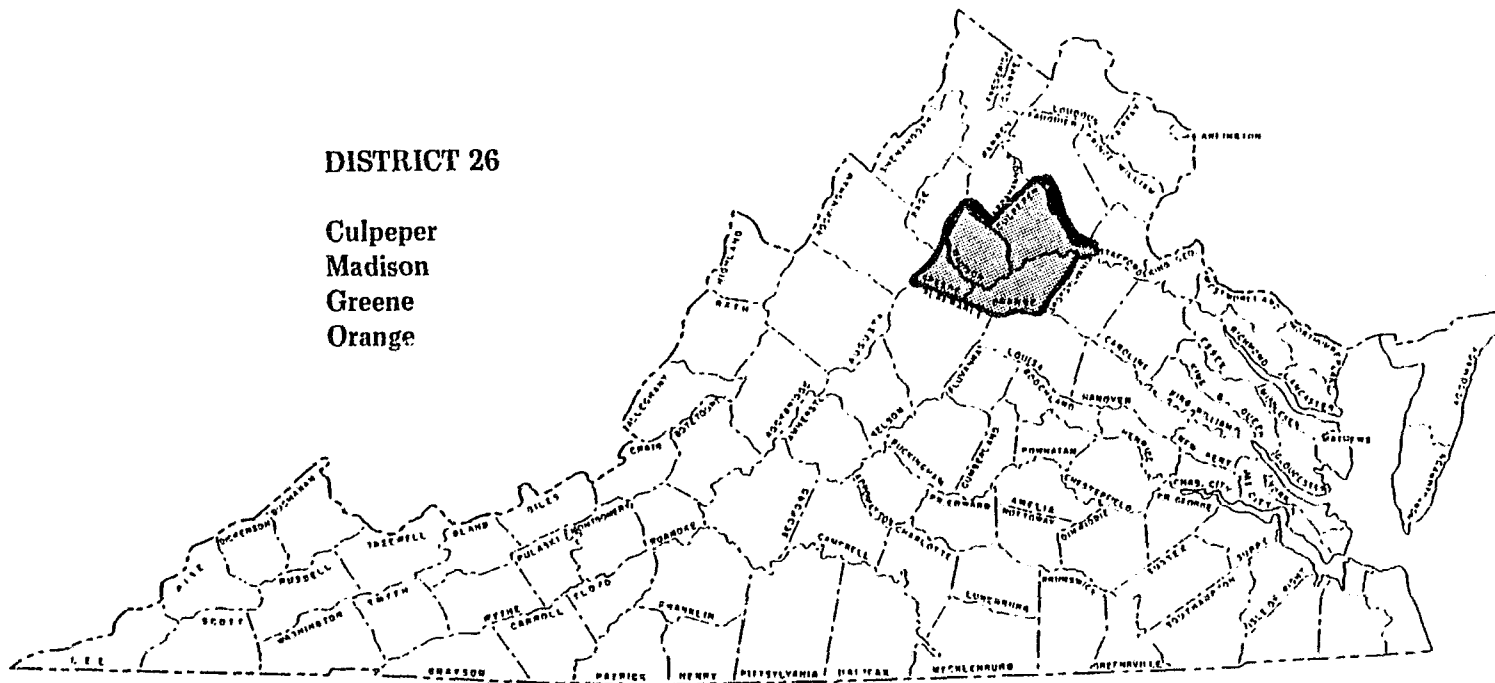
Loudoun
Rappahannock
Fauquier



	PROBATION CASELOADS	PAROLE/PARDON CASELOADS
Under Supervision on June 30, 1978:	151	15
Total Clients Served During Year:	275	32
PROBATION CASES ADJUDICATED IN LOCAL COURTS	INVESTIGATIONS COMPLETED DURING YEAR	
Loudoun.....32	Pre and Post Sentence.....69	
Rappahannock.....2	For Other States.....16	
Fauquier.....31	Field and Offense.....17	
	Furlough or Placement.....26	
	Other Reports.....127	
Total.....65	Total Investigations.....255	

DISTRICT 26

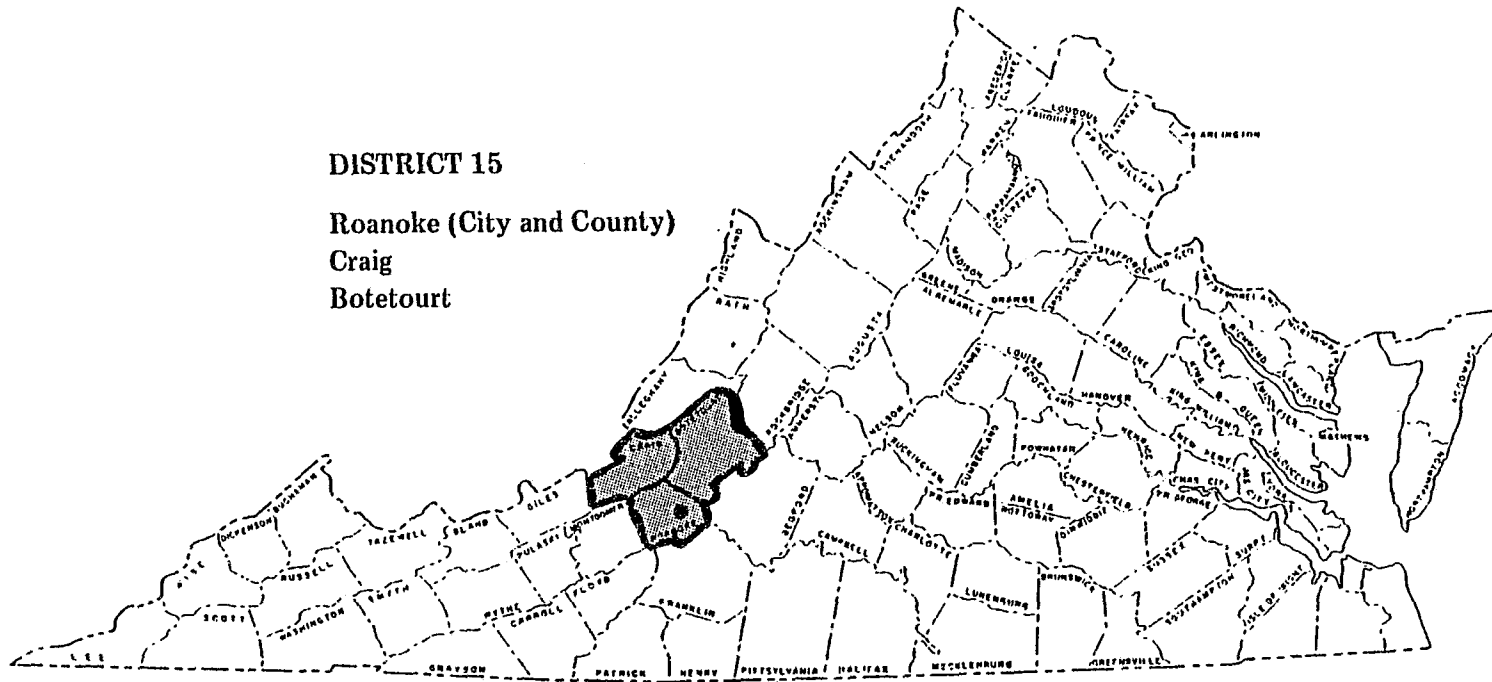
Culpeper
Madison
Greene
Orange



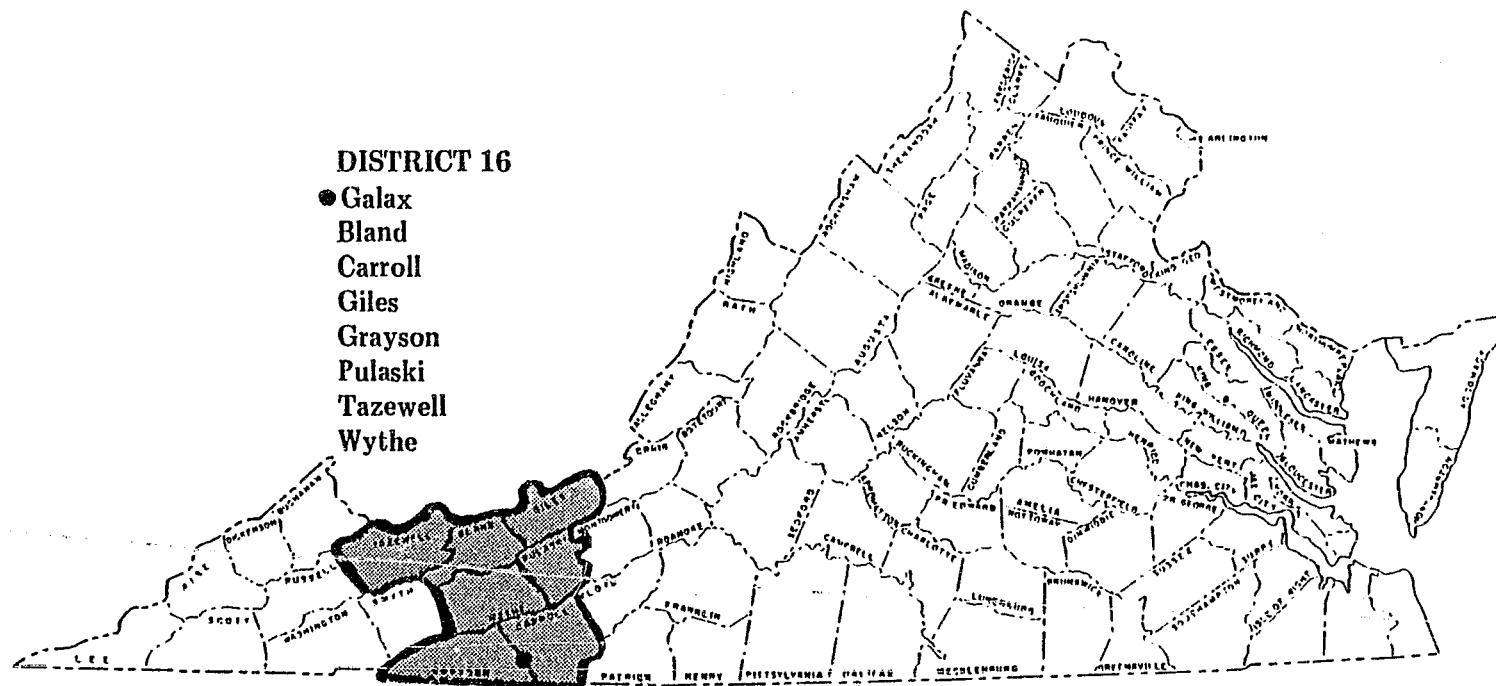
	PROBATION CASELOADS	PAROLE/PARDON CASELOADS
Under Supervision on June 30, 1978:	130	29
Total Clients Served During Year:	212	47
PROBATION CASES ADJUDICATED IN LOCAL COURTS	INVESTIGATIONS COMPLETED DURING YEAR	
Culpeper25	Pre and Post Sentence56	
Madison.8	For Other States10	
Greene.4	Field and Offense20	
Orange.28	Furlough or Placement35	
	Other Reports68	
Total65	Total Investigations189	

DISTRICT 15

**Roanoke (City and County)
Craig
Botetourt**



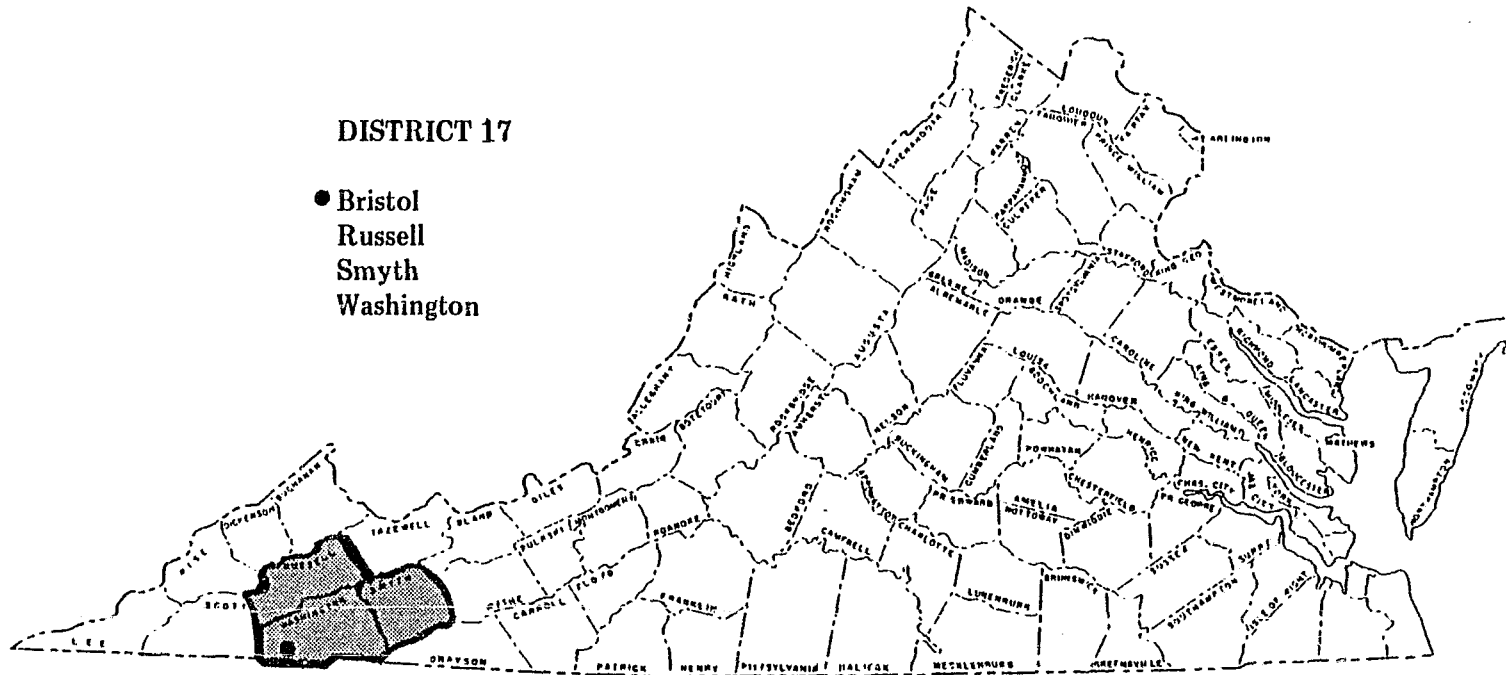
	PROBATION CASELOADS	PAROLE/PARDON CASELOADS	
Under Supervision on June 30, 1978:	882	152	
Total Clients Served During Year:	1,257	261	
PROBATION CASES ADJUDICATED IN LOCAL COURTS		INVESTIGATIONS COMPLETED DURING YEAR	
Roanoke (City).....	167	Pre and Post Sentence.....	309
Craig.....	2	For Other States.....	63
Botetourt.....	39	Field and Offense.....	46
Roanoke (County).....	76	Furlough or Placement.....	204
Salem.....	41	Other Reports.....	201
Total.....	325	Total Investigations.....	823



	PROBATION CASELOADS	PAROLE/PARDON CASELOADS
Under Supervision on June 30, 1978:	535	87
Total Clients Served During Year:	961	159
PROBATION CASES ADJUDICATED IN LOCAL COURTS		INVESTIGATIONS COMPLETED DURING YEAR
Bland.....12		Pre and Post Sentence.....244
Carroll.....36		For Other States.....43
Giles.....32		Field and Offense.....85
Grayson.....34		Furlough or Placement.....99
Pulaski.....65		Other Reports.....118
Tazewell.....172		
Wythe.....32		
Total.....383		Total Investigations.....589

DISTRICT 17

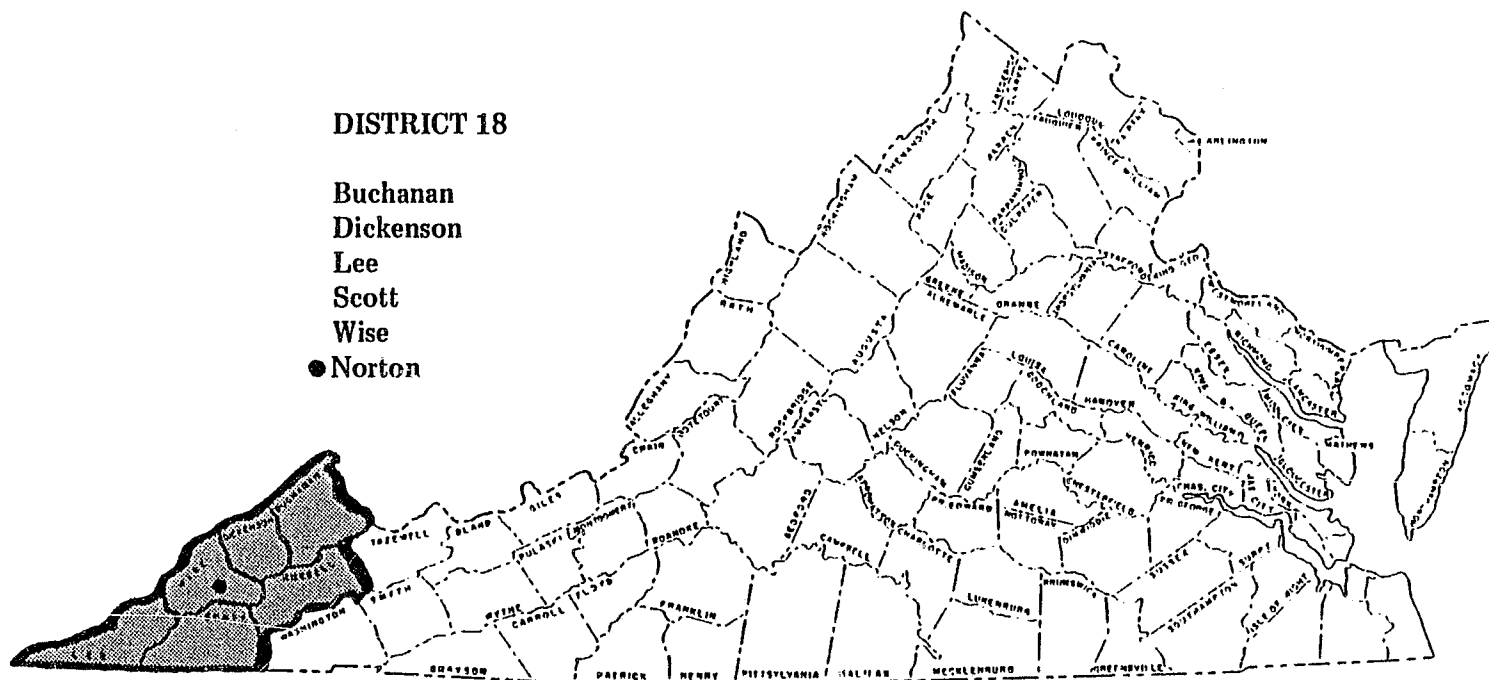
• Bristol
Russell
Smyth
Washington



	PROBATION CASELOADS	PAROLE/PARDON CASELOADS	
Under Supervision on June 30, 1978:	303	43	
Total Clients Served During Year:	462	67	
PROBATION CASES ADJUDICATED IN LOCAL COURTS		INVESTIGATIONS COMPLETED DURING YEAR	
Bristol.....	29	Pre and Post Sentence.....	229
Russell.....	83	For Other States.....	46
Smyth.....	22	Field and Offense.....	46
Washington.....	40	Furlough or Placement.....	63
		Other Reports.....	48
Total.....	174	Total Investigations.....	432

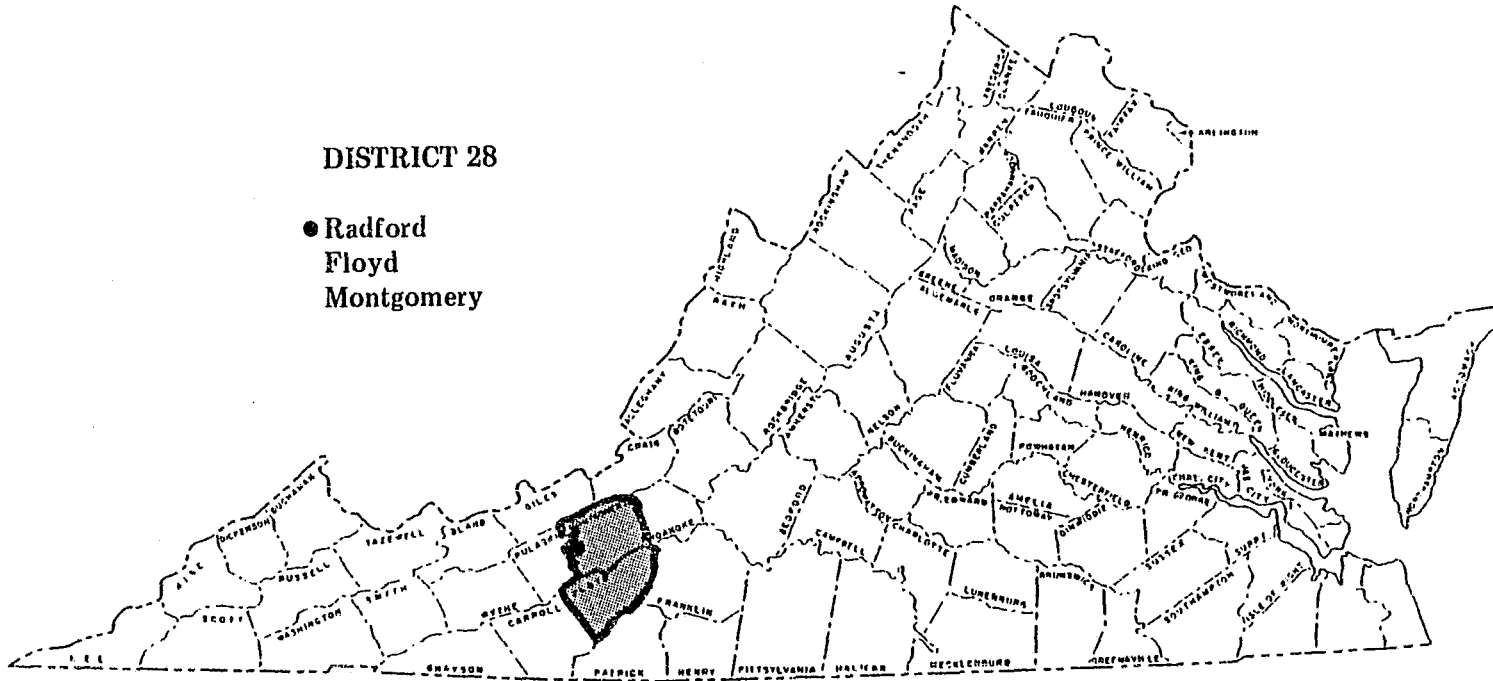
DISTRICT 18

Buchanan
Dickenson
Lee
Scott
Wise
● Norton



	PROBATION CASELOADS	PAROLE/PARDON CASELOADS
Under Supervision on June 30, 1978:	181	36
Total Clients Served During Year:	276	73
PROBATION CASES ADJUDICATED IN LOCAL COURTS	INVESTIGATIONS COMPLETED DURING YEAR	
Buchanan14	Pre and Post Sentence109	
Dickenson17	For Other States49	
Lee8	Field and Offense35	
Scott22	Furlough or Placement49	
Wise23	Other Reports100	
Total84	Total Investigations342	

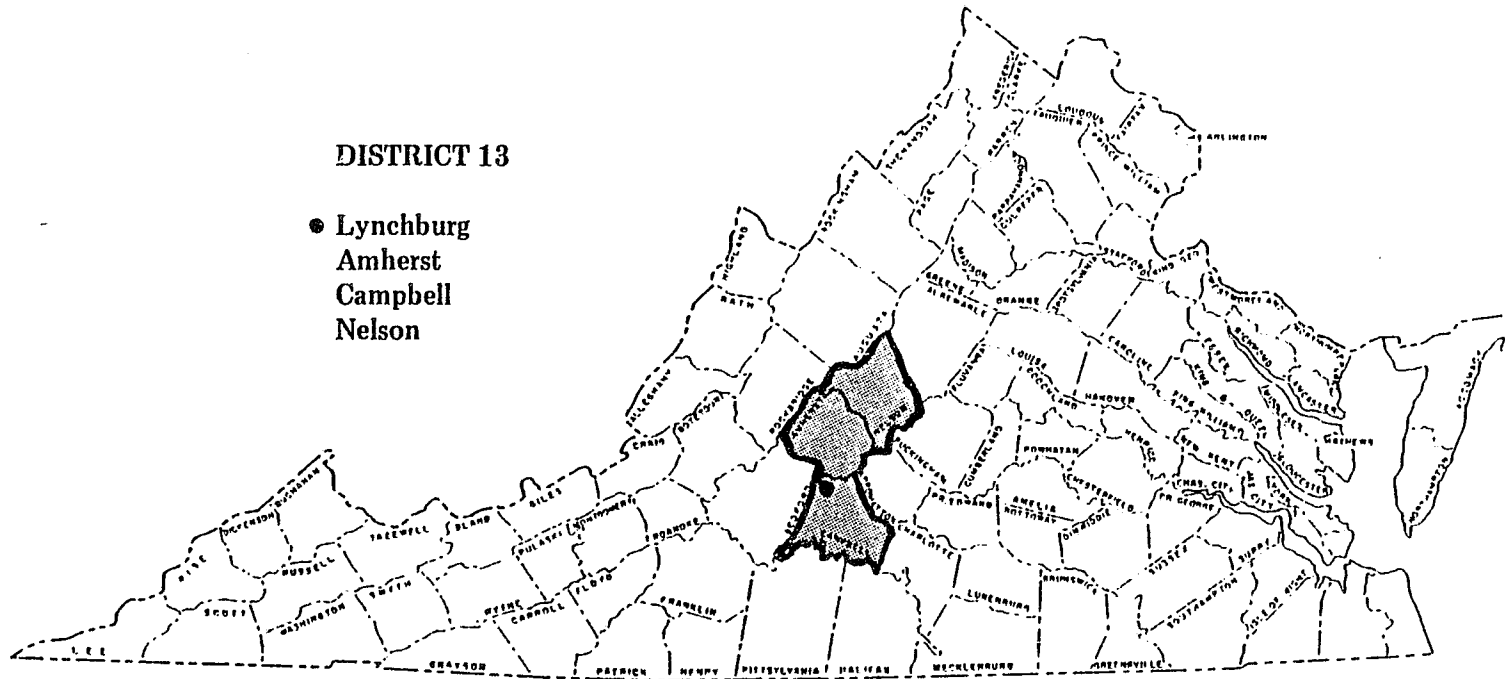
● **Radford
Floyd
Montgomery**



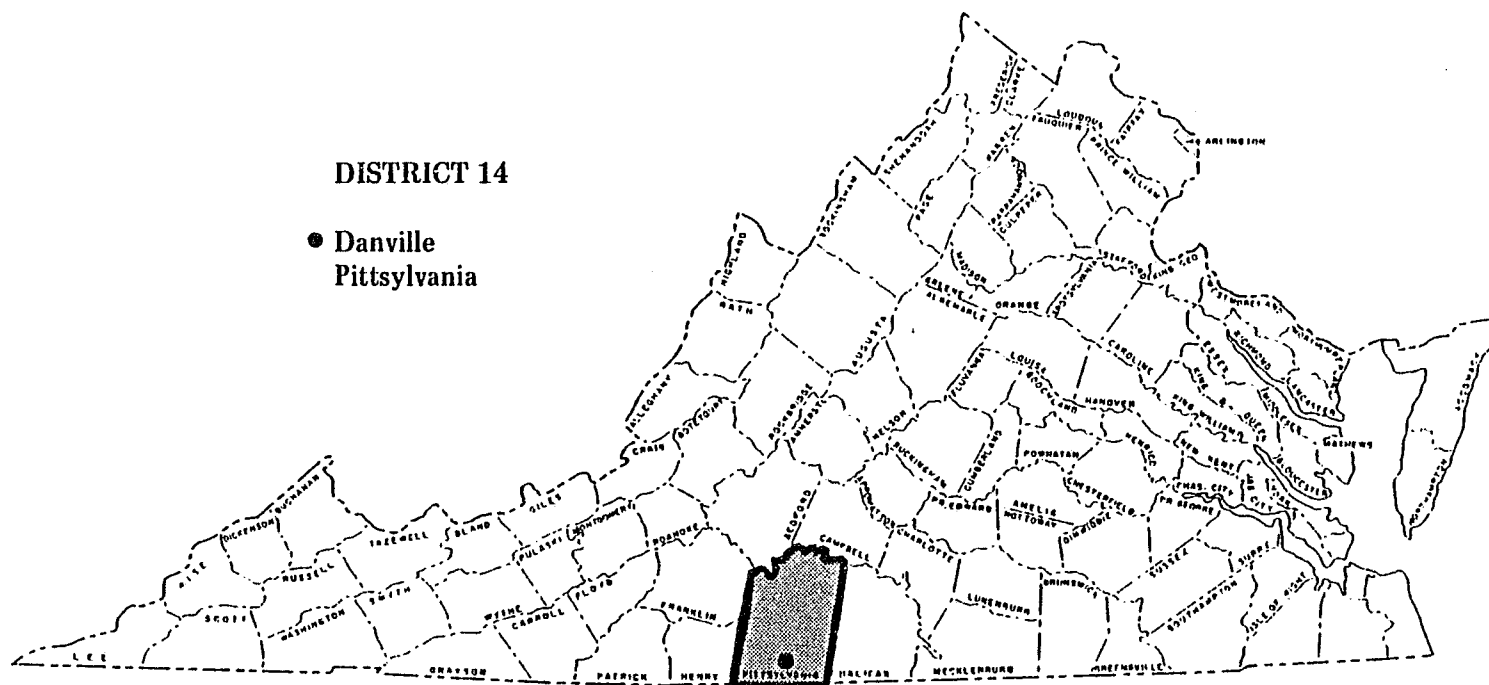
	PROBATION CASELOADS	PAROLE/PARDON CASELOADS
Under Supervision on June 30, 1978:	184	25
Total Clients Served During Year:	329	43

PROBATION CASES ADJUDICATED IN LOCAL COURTS	INVESTIGATIONS COMPLETED DURING YEAR
Radford.....6	Pre and Post Sentence.....48
Floyd15	For Other States9
Montgomery56	Field and Offense24
	Furlough or Placement29
	Other Reports86
Total77	Total Investigations.....196

- **Lynchburg**
- Amherst**
- Campbell**
- Nelson**

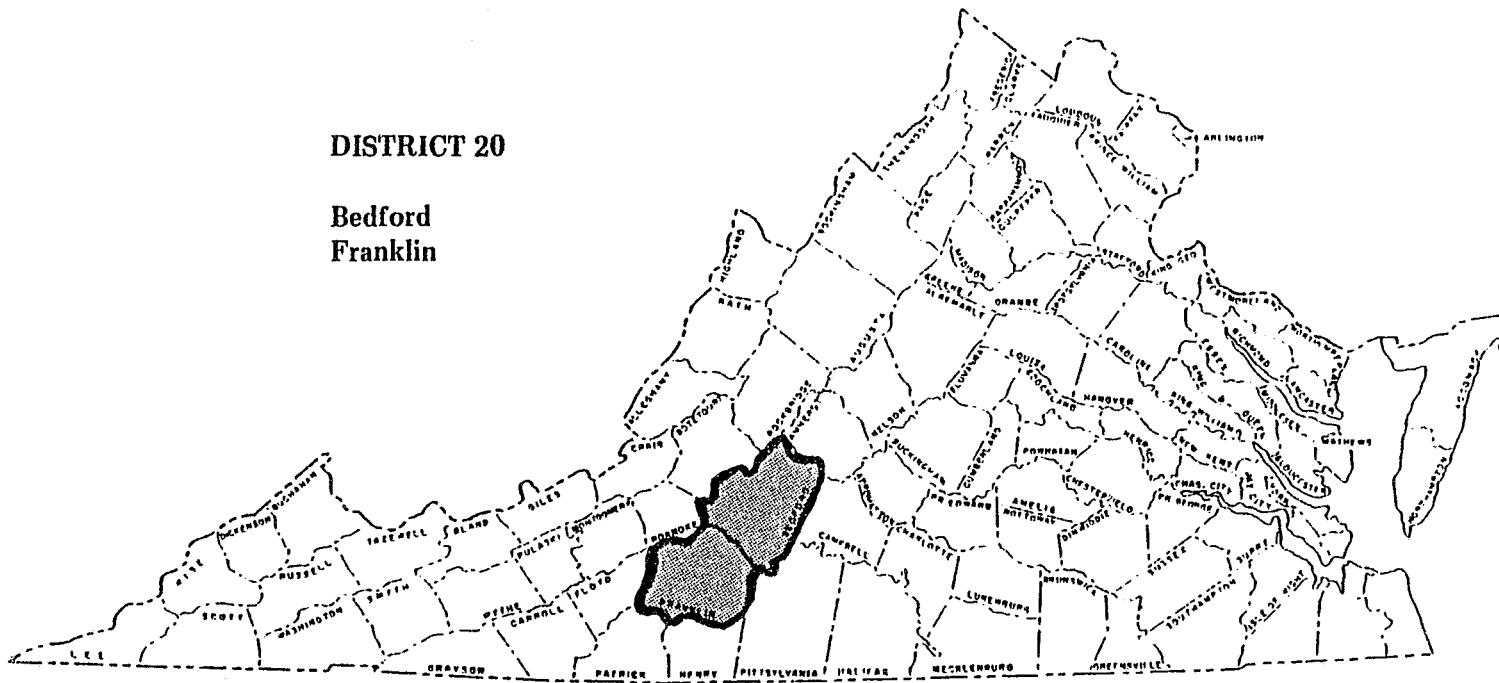


	PROBATION CASELOADS	PAROLE/PARDON CASELOADS
Under Supervision on June 30, 1978:	400	67
Total Clients Served During Year:	670	138
PROBATION CASES ADJUDICATED IN LOCAL COURTS		INVESTIGATIONS COMPLETED DURING YEAR
Lynchburg.....169		Pre and Post Sentence.....158
Amherst.....18		For Other States.....32
Campbell.....37		Field and Offense.....66
Nelson.....12		Furlough or Placement.....75
		Other Reports.....95
Total.....236		Total Investigations.....426



	PROBATION CASELOADS	PAROLE/PARDON CASELOADS
Under Supervision on June 30, 1978:	349	95
Total Clients Served During Year:	629	148
PROBATION CASES ADJUDICATED IN LOCAL COURTS	INVESTIGATIONS COMPLETED DURING YEAR	
Danville.....132	Pre and Post Sentence.....215	
Pittsylvania.....80	For Other States.....29	
	Field and Offense.....97	
	Furlough or Placement.....89	
	Other Reports.....81	
Total.....212	Total Investigations.....511	

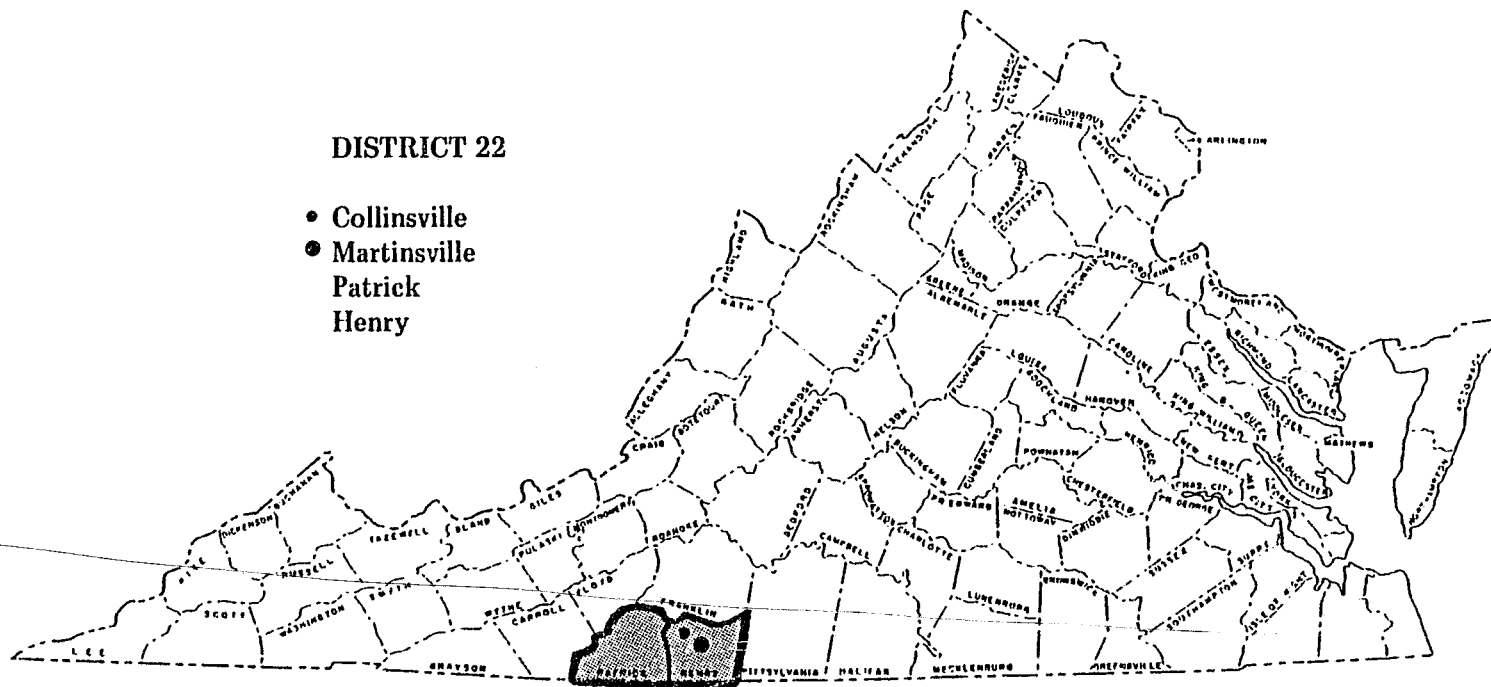
**Bedford
Franklin**



	PROBATION CASELOADS	PAROLE/PARDON CASELOADS
Under Supervision on June 30, 1978:	186	33
Total Clients Served During Year:	345	51
PROBATION CASES ADJUDICATED IN LOCAL COURTS		INVESTIGATIONS COMPLETED DURING YEAR
Bedford.....46		Pre and Post Sentence.....69
Franklin58		For Other States14
		Field and Offense32
		Furlough or Placement39
		Other Reports.....249
Total.....104		Total Investigations.....403

DISTRICT 22

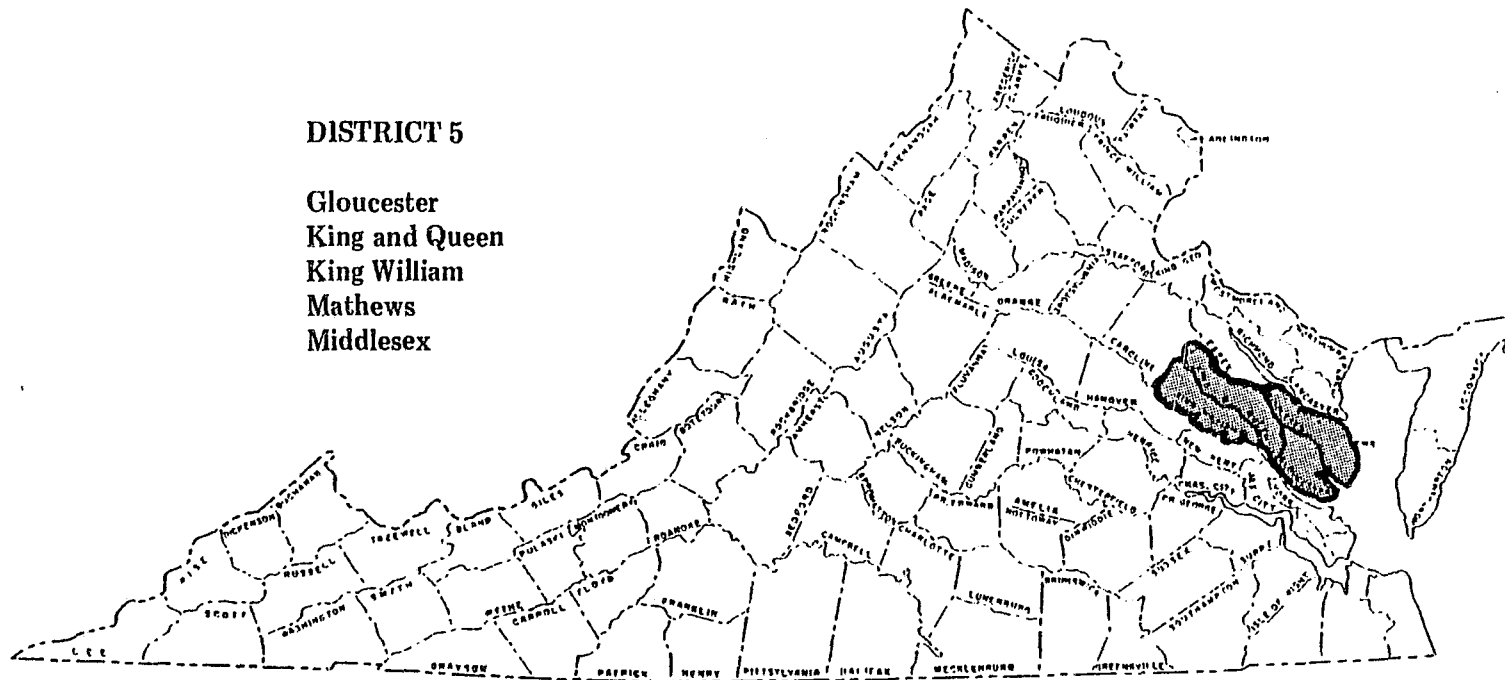
- Collinsville
- Martinsville
- Patrick
- Henry



	PROBATION CASELOADS	PAROLE/PARDON CASELOADS	
Under Supervision on June 30, 1978:	311	177	
Total Clients Served During Year:	463	183	
PROBATION CASES ADJUDICATED IN LOCAL COURTS		INVESTIGATIONS COMPLETED DURING YEAR	
Martinsville	56	Pre and Post Sentence	123
Patrick	17	For Other States	64
Henry	62	Field and Offense	121
		Furlough or Placement	102
		Other Reports	123
Total	135	Total Investigations	533

DISTRICT 5

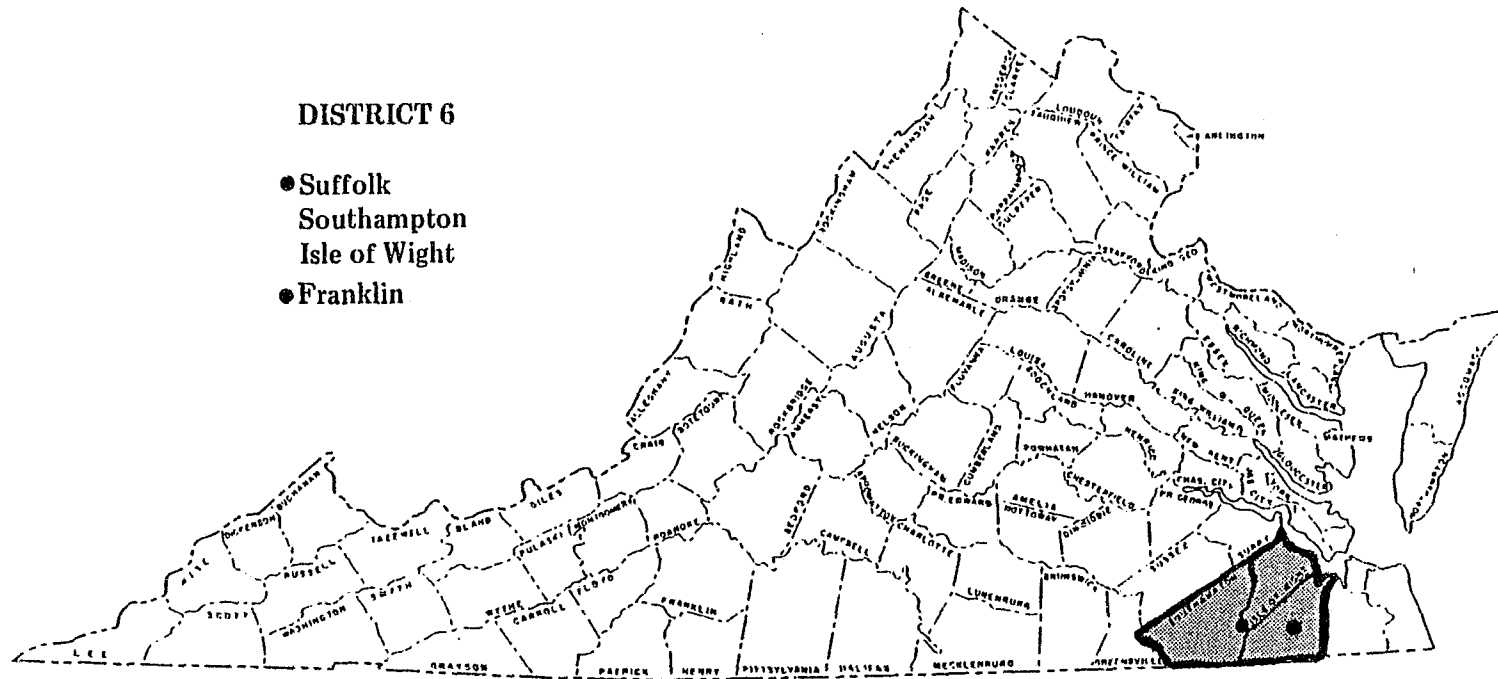
Gloucester
King and Queen
King William
Mathews
Middlesex



	PROBATION CASELOADS	PAROLE/PARDON CASELOADS
Under Supervision on June 30, 1978:	39	25
Total Clients Served During Year:	148	58
PROBATION CASES ADJUDICATED IN LOCAL COURTS	INVESTIGATIONS COMPLETED DURING YEAR	
Gloucester.....3	Pre and Post Sentence.....58	
King and Queen.....7	For Other States.....9	
King William.....1	Field and Offense.....24	
Mathews.....2	Furlough Or Placement.....39	
Middlesex.....0	Other Reports.....55	
Total.....13	Total Investigations.....185	

DISTRICT 6

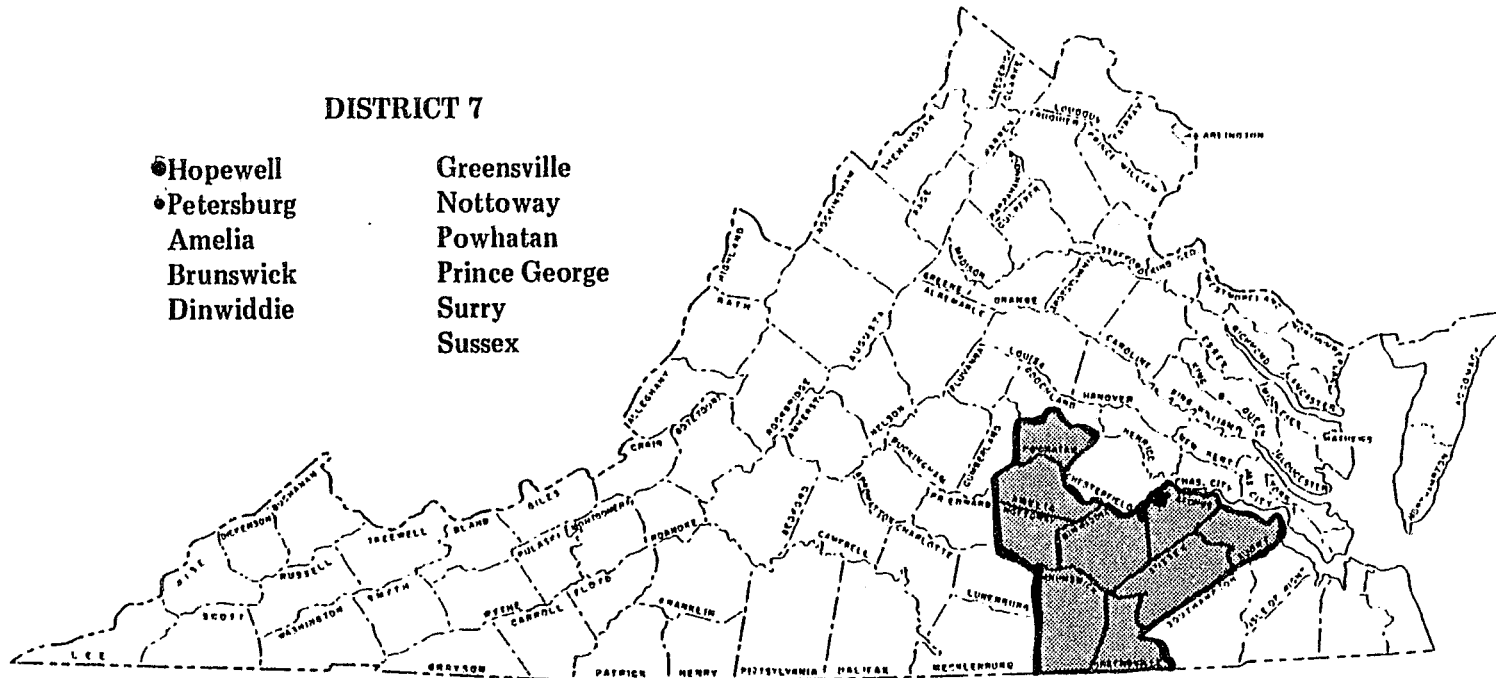
- Suffolk
- Southampton
- Isle of Wight
- Franklin



	PROBATION CASELOADS	PAROLE/PARDON CASELOADS
Under Supervision on June 30, 1978:	274	92
Total Clients Served During Year:	445	150
PROBATION CASES ADJUDICATED IN LOCAL COURTS	INVESTIGATIONS COMPLETED DURING YEAR	
Suffolk82	Pre and Post Sentence242
Southampton36	For Other States12
Isle of Wight27	Field and Offense23
		Furlough or Placement80
		Other Reports53
Total145	Total Investigations410

DISTRICT 7

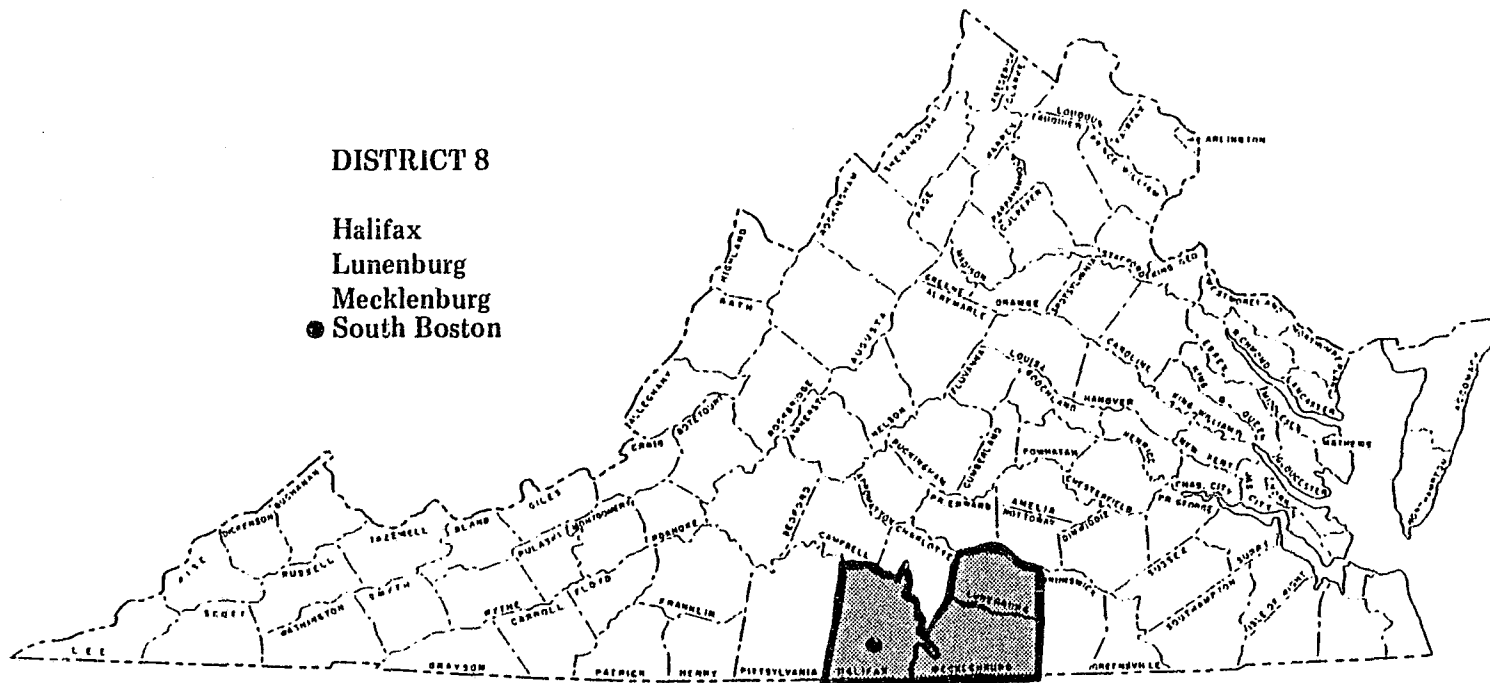
•Hopewell
•Petersburg
Amelia
Brunswick
Dinwiddie
Greensville
Nottoway
Powhatan
Prince George
Surry
Sussex



	PROBATION CASELOADS	PAROLE/PARDON CASELOADS	
Under Supervision on June 30, 1978:	328	148	
Total Clients Served During Year:	579	238	
PROBATION CASES ADJUDICATED IN LOCAL COURTS		INVESTIGATIONS COMPLETED DURING YEAR	
Hopewell.....	.33	Pre and Post Sentence.....	.367
Petersburg.....	.67	For Other States.....	.61
Amelia.....	.4	Field and Offense.....	.38
Brunswick.....	.16	Furlough or Placement.....	.143
Dinwiddie.....	.8	Other Reports.....	.154
Greensville.....	.17		
Nottoway.....	.10		
Powhatan.....	.6		
Prince George.....	.10		
Surry.....	.8		
Sussex.....	.13		
Total.....	.192	Total Investigations.....	.763

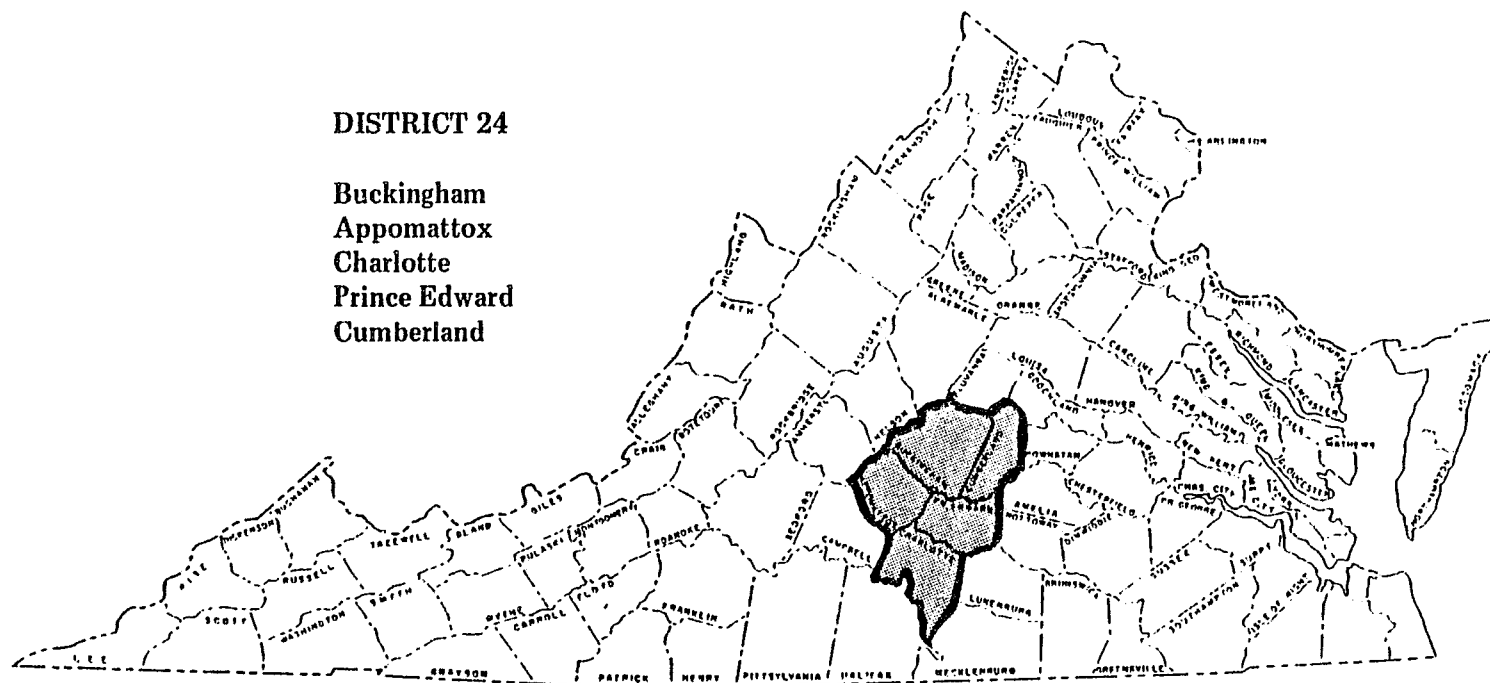
DISTRICT 8

Halifax
Lunenburg
Mecklenburg
● South Boston



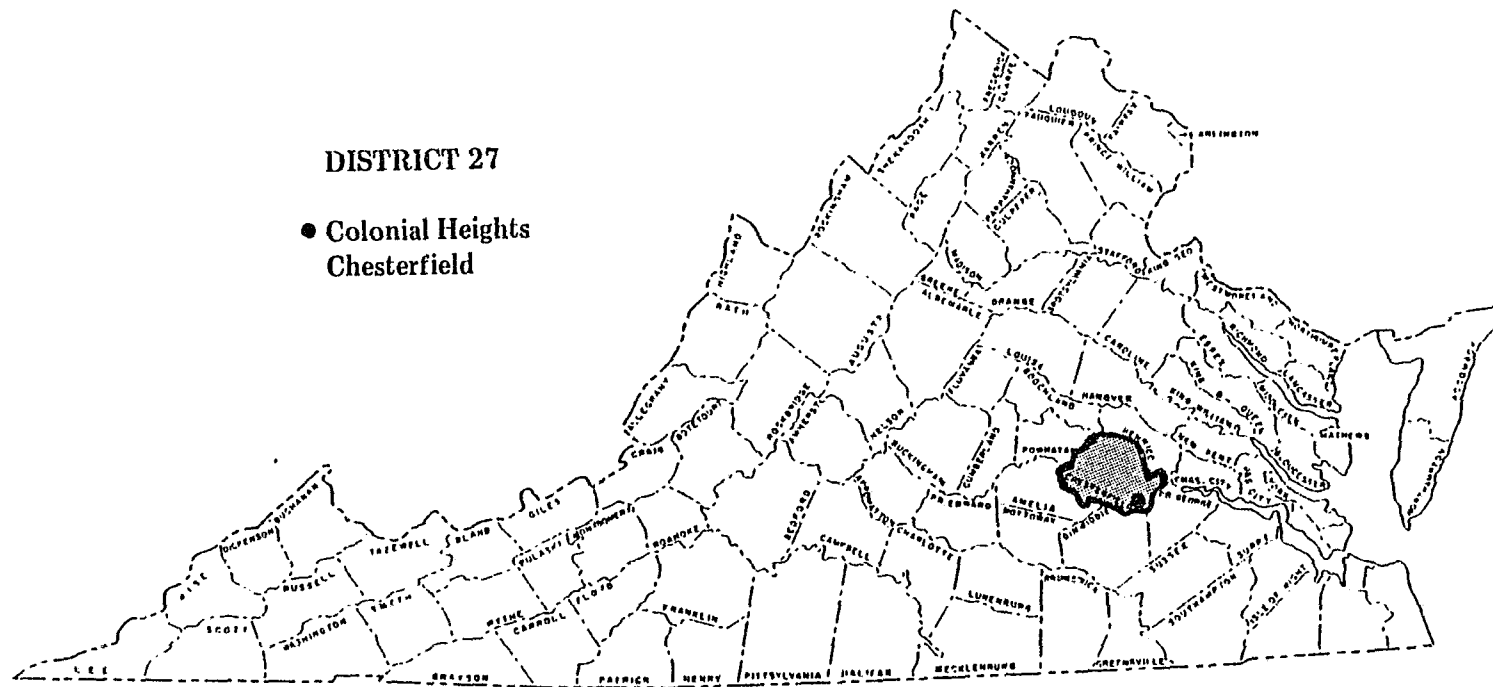
	PROBATION CASELOADS	PAROLE/PARDON CASELOADS
Under Supervision on June 30, 1978:	76	32
Total Clients Served During Year:	180	54
PROBATION CASES ADJUDICATED IN LOCAL COURTS		INVESTIGATIONS COMPLETED DURING YEAR
Halifax	16	Pre and Post Sentence89
Lunenburg.	14	For Other States22
Mecklenburg	14	Field and Offense6
		Furlough or Placement45
		Other Reports47
Total	44	Total Investigations209

**Buckingham
Appomattox
Charlotte
Prince Edward
Cumberland**



	PROBATION CASELOADS	PAROLE/PARDON CASELOADS
Under Supervision on June 30, 1978:	105	11
Total Clients Served During Year:	187	24
PROBATION CASES ADJUDICATED IN LOCAL COURTS	INVESTIGATIONS COMPLETED DURING YEAR	
Buckingham8	Pre and Post Sentence.....17	
Appomattox7	For Other States6	
Charlotte.....10	Field and Offense20	
Prince Edward.....33	Furlough or Placement18	
Cumberland.....7	Other Reports.....72	
Total.....65	Total Investigations.....133	

● Colonial Heights
Chesterfield

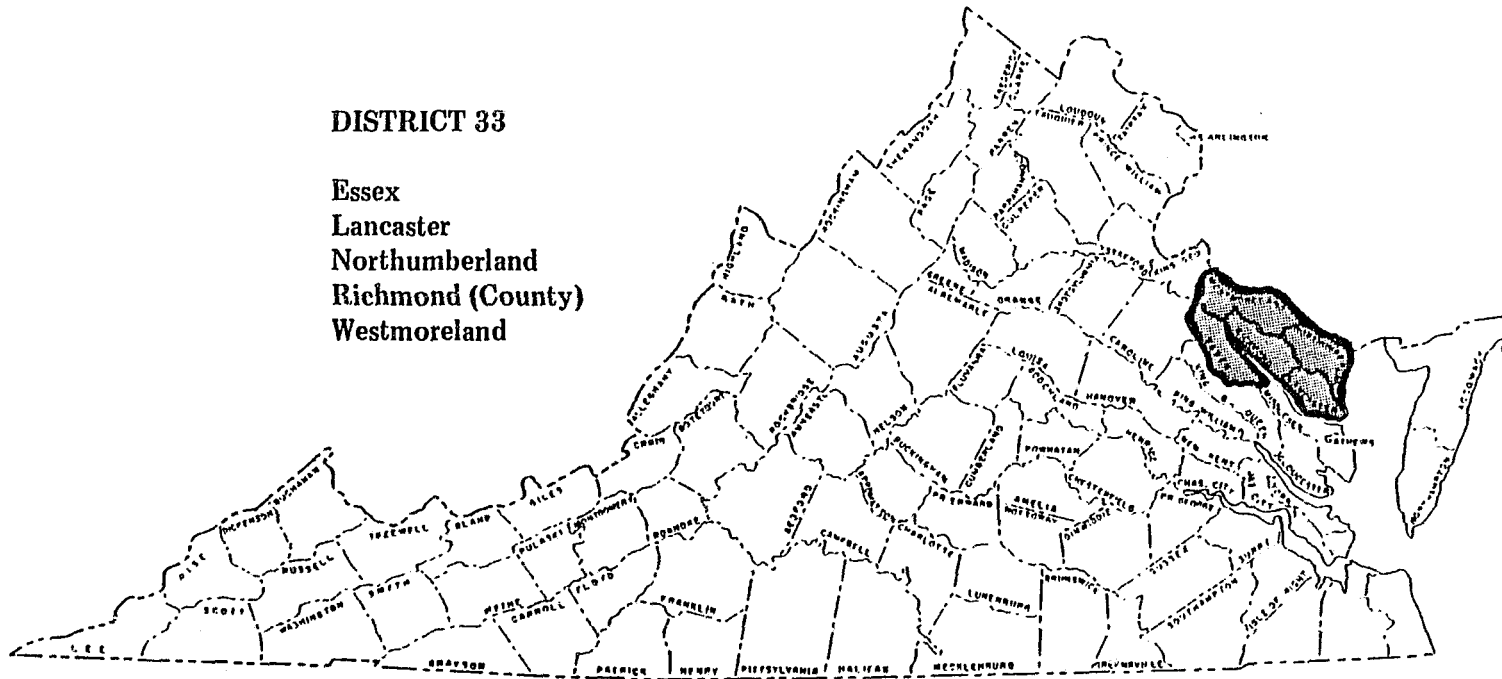


	PROBATION CASELOADS	PAROLE/PARDON CASELOADS
Under Supervision on June 30, 1978:	128	46
Total Clients Served During Year:	301	72

PROBATION CASES ADJUDICATED IN LOCAL COURTS	INVESTIGATIONS COMPLETED DURING YEAR
Colonial Heights22	Pre and Post Sentence368
Chesterfield.....101	For Other States32
	Field and Offense34
	Furlough or Placement74
	Other Reports173
Total.....123	Total Investigations.....681

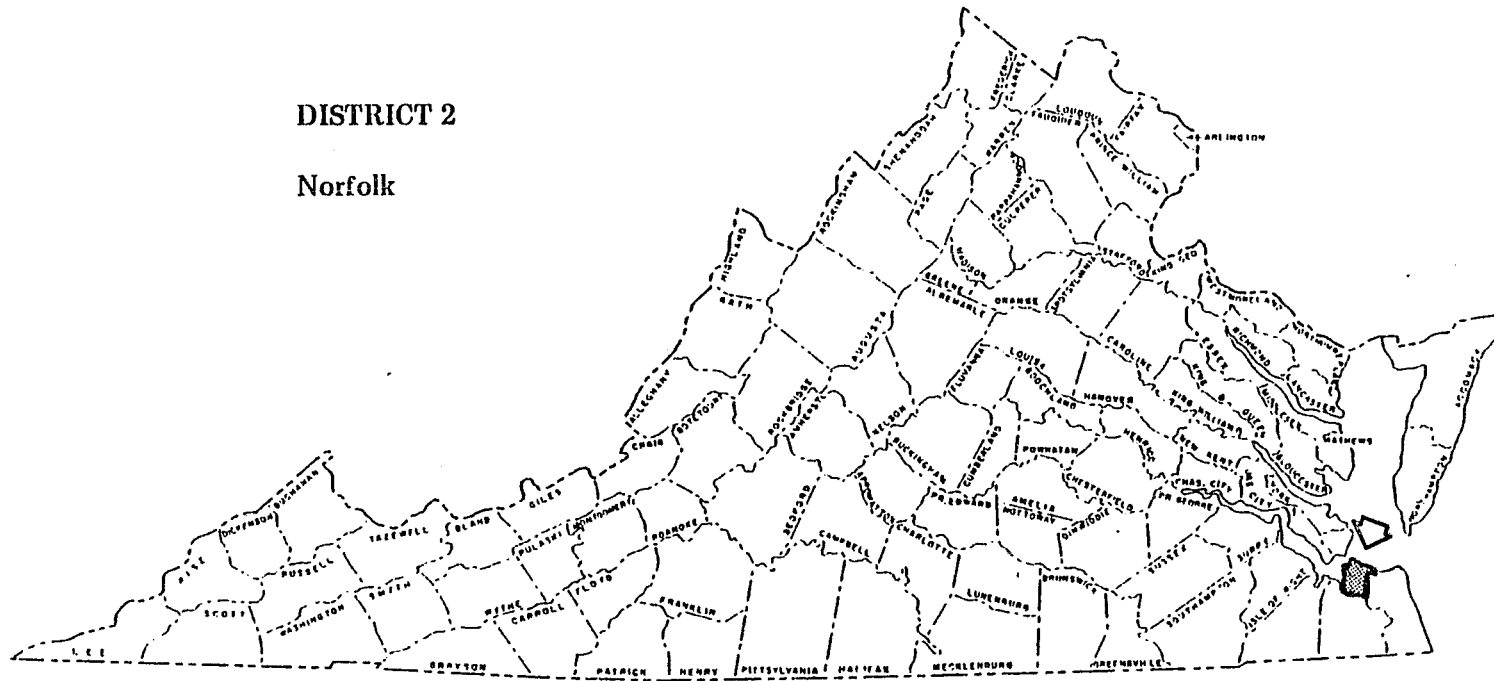
DISTRICT 33

Essex
Lancaster
Northumberland
Richmond (County)
Westmoreland



	PROBATION CASELOADS	PAROLE/PARDON CASELOADS	
Under Supervision on June 30, 1978:	74	24	
Total Clients Served During Year:	87	27	
PROBATION CASES ADJUDICATED IN LOCAL COURTS		INVESTIGATIONS COMPLETED DURING YEAR	
Essex.....	10	Pre and Post Sentence.....	25
Lancaster.....	10	For Other States.....	1
Northumberland.....	8	Field and Offense.....	12
Richmond.....	2	Furlough or Placement.....	14
Westmoreland.....	2	Other Reports.....	10
Total.....	32	Total Investigations.....	62

Norfolk

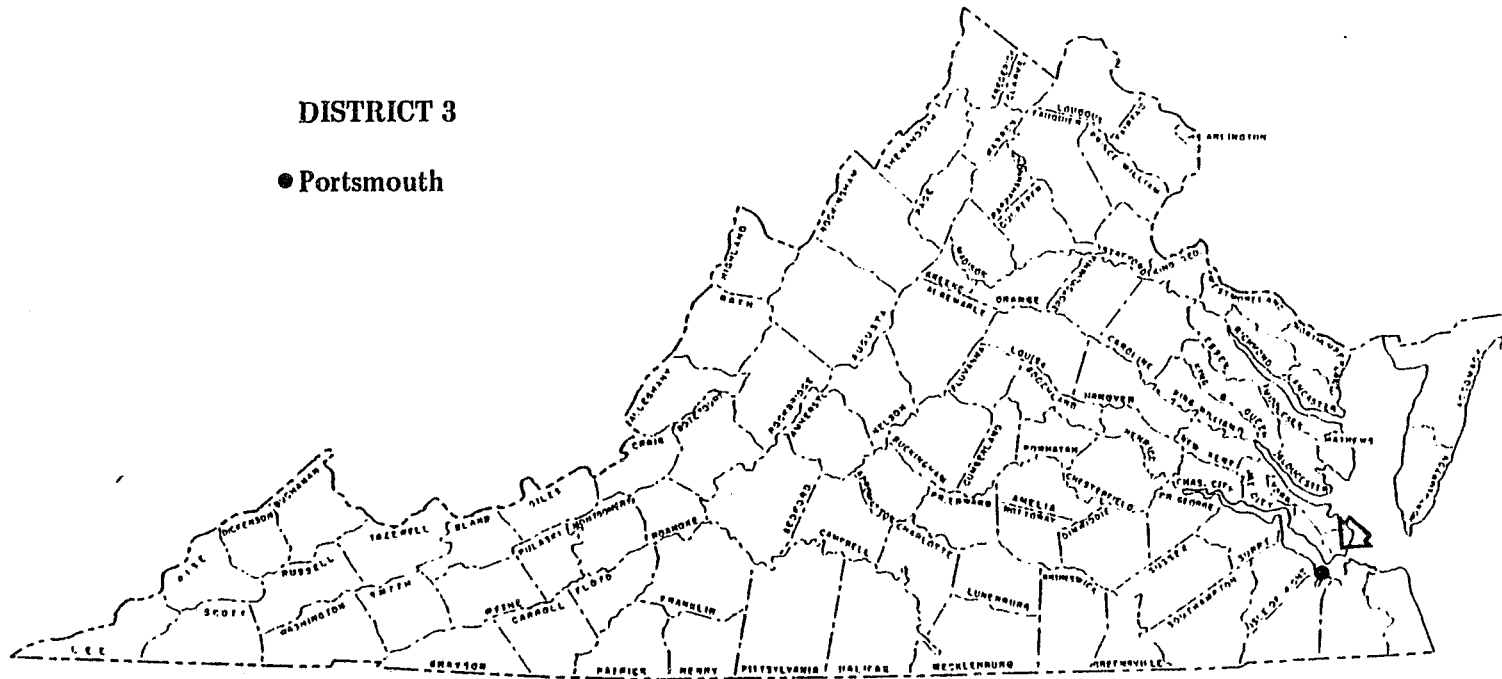


	PROBATION CASELOADS	PAROLE/PARDON CASELOADS
Under Supervision on June 30, 1978:	871	239
Total Clients Served During Year:	1,337	399

PROBATION CASES ADJUDICATED IN LOCAL COURTS	INVESTIGATIONS COMPLETED DURING YEAR
Norfolk.....323	Pre and Post Sentence.....699
	For Other States.....114
	Field and Offense.....78
	Furlough or Placement.....251
	Other Reports.....220
Total.....323	Total Investigations.....1,362

DISTRICT 3

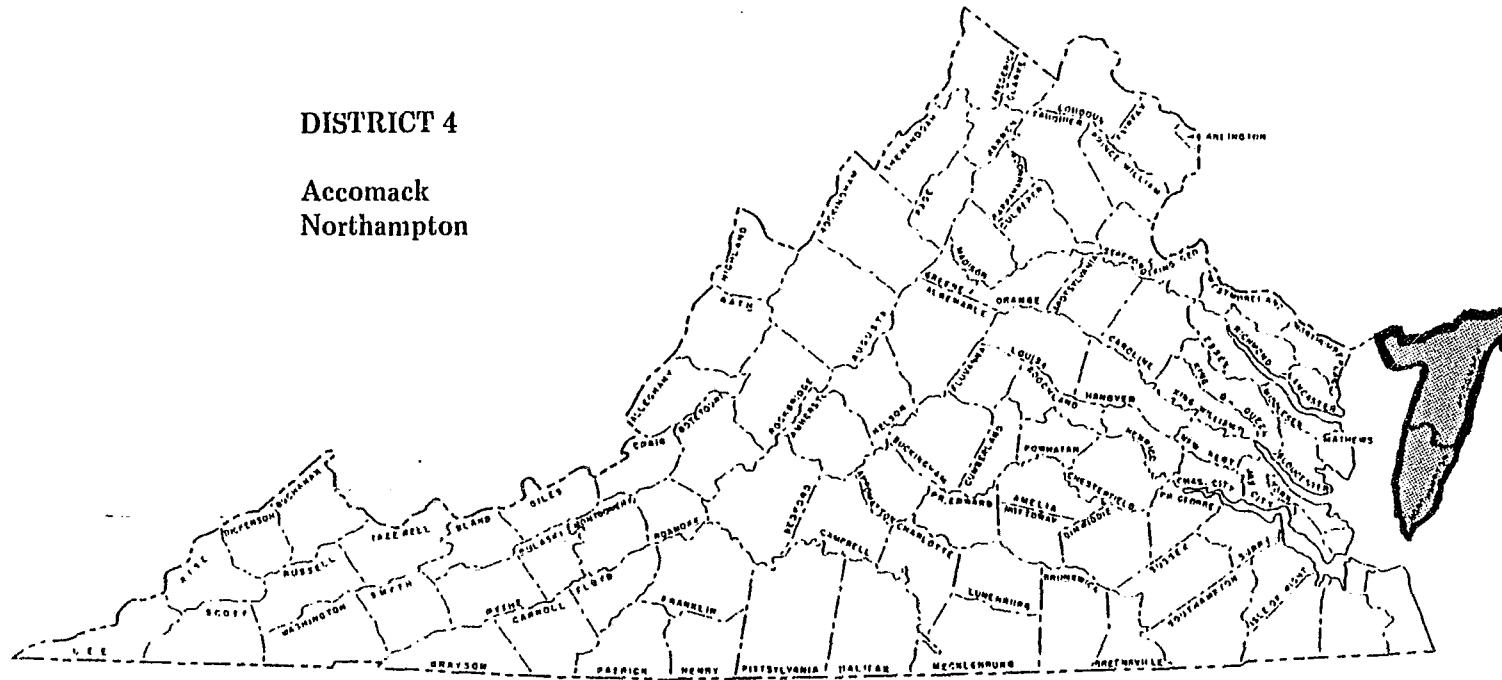
● Portsmouth



	PROBATION CASELOADS	PAROLE/PARDON CASELOADS
Under Supervision on June 30, 1978:	304	130
Total Clients Served During Year:	633	265
PROBATION CASES ADJUDICATED IN LOCAL COURTS		INVESTIGATIONS COMPLETED DURING YEAR
Portsmouth.....128		Pre and Post Sentence346
		For Other States55
		Field and Offense93
		Furlough or Placement186
		Other Reports110
Total.....128		Total Investigations.....790

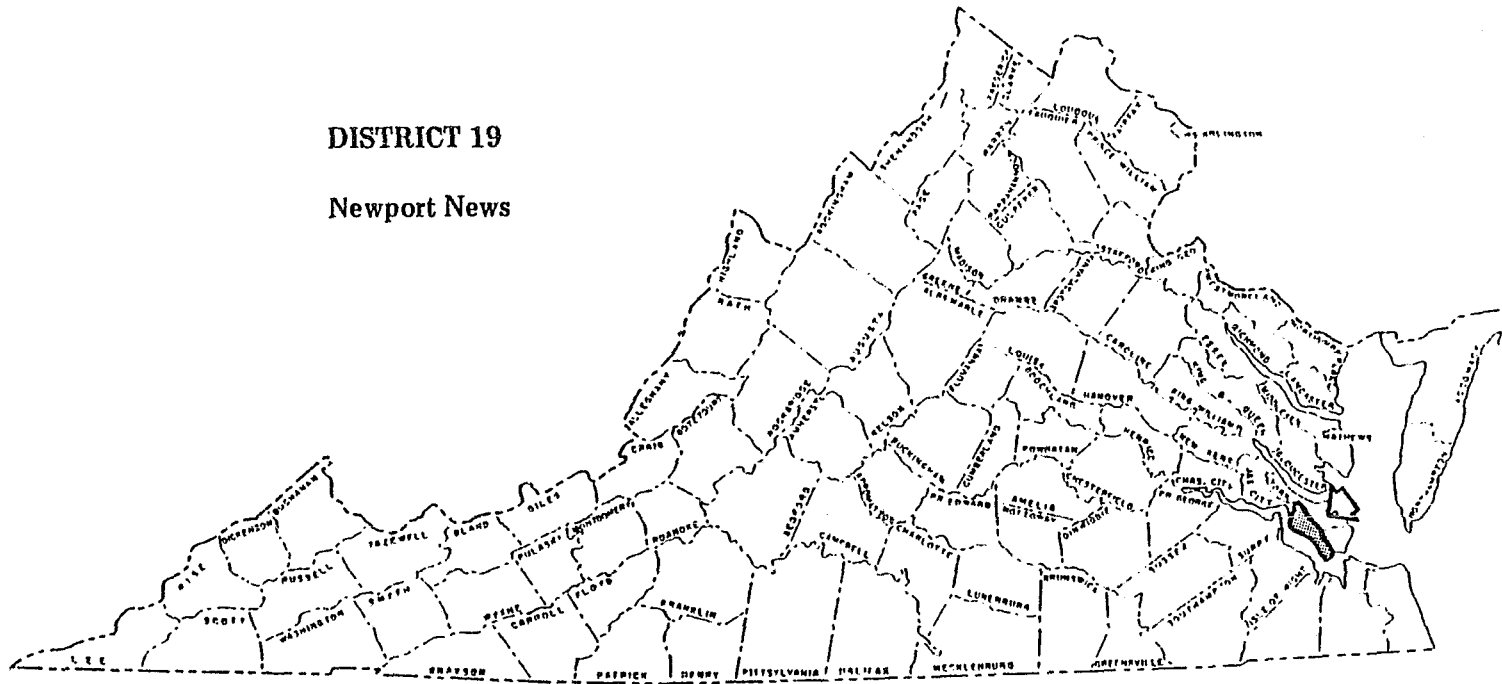
DISTRICT 4

Accomack
Northampton



	PROBATION CASELOADS	PAROLE/PARDON CASELOADS
Under Supervision on June 30, 1978:	91	35
Total Clients Served During Year:	145	55
PROBATION CASES ADJUDICATED IN LOCAL COURTS		INVESTIGATIONS COMPLETED DURING YEAR
Accomack.....27		Pre and Post Sentence.....71
Northampton.....14		For Other States.....33
		Field and Offense.....18
		Furlough or Placement.....42
		Other Reports.....8
Total.....41		Total Investigations.....172

Newport News

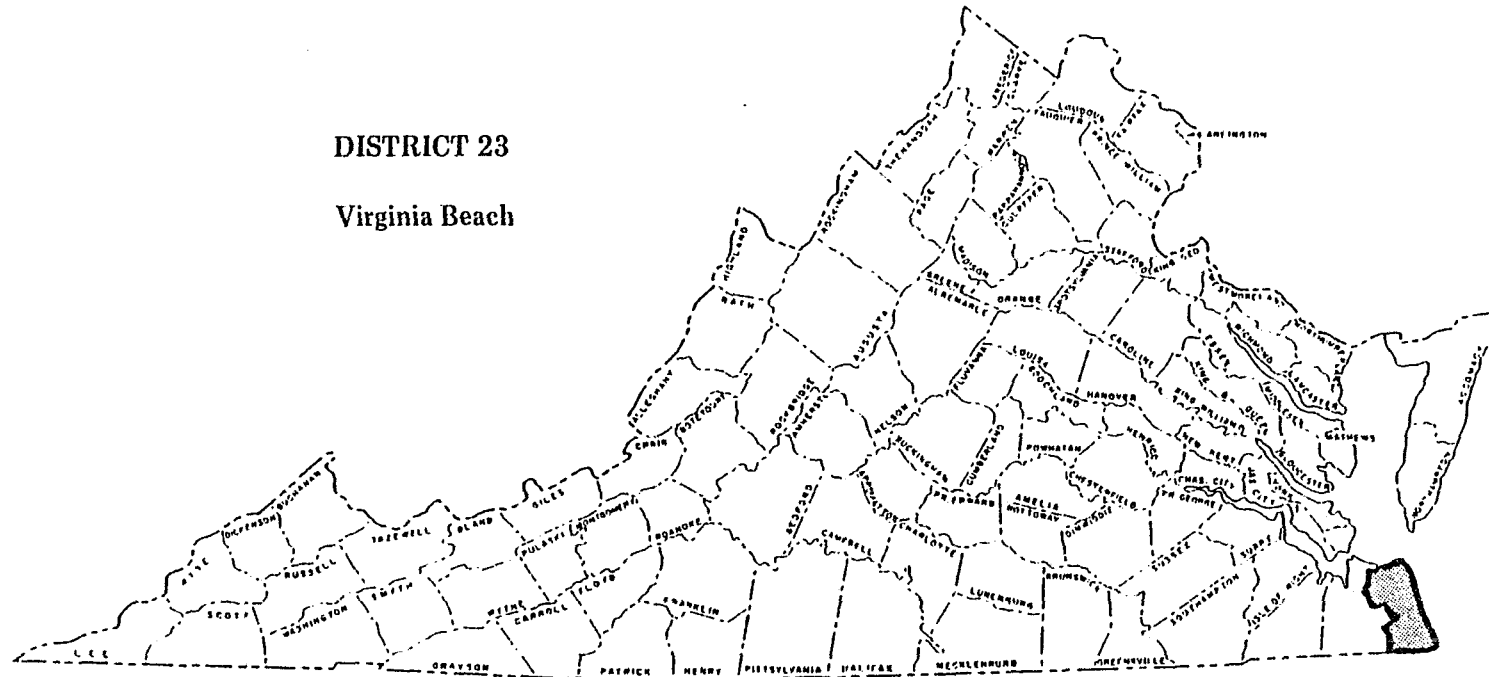


	PROBATION CASELOADS	PAROLE/PARDON CASELOADS
Under Supervision on June 30, 1978:	358	73
Total Clients Served During Year:	867	199

PROBATION CASES ADJUDICATED IN LOCAL COURTS	INVESTIGATIONS COMPLETED DURING YEAR
Newport News.284	Pre and Post Sentence.....240
	For Other States47
	Field and Offense77
	Furlough or Placement116
	Other Reports.....273
Total.....284	Total Investigations.....753

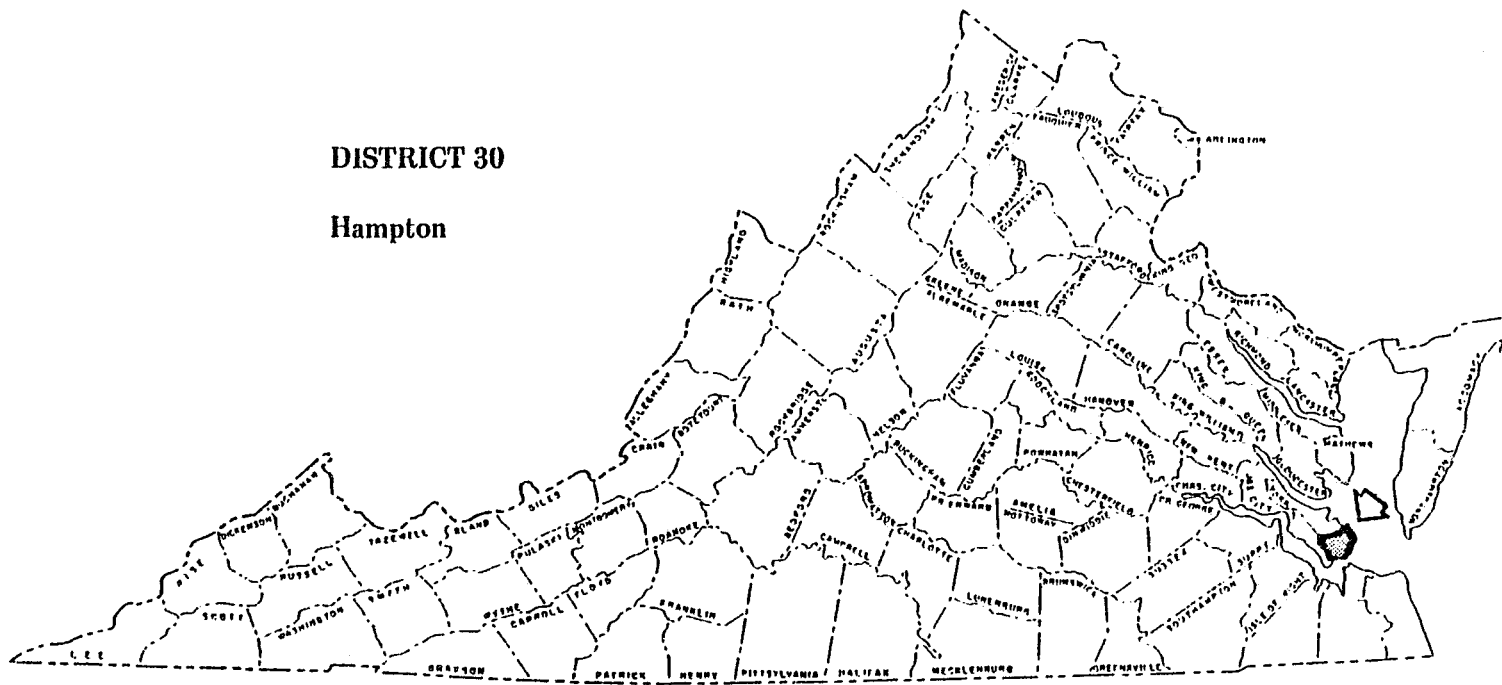
DISTRICT 23

Virginia Beach



	PROBATION CASELOADS	PAROLE/PARDON CASELOADS
Under Supervision on June 30, 1978:	240	76
Total Clients Served During Year:	471	106
PROBATION CASES ADJUDICATED IN LOCAL COURTS	INVESTIGATIONS COMPLETED DURING YEAR	
Virginia Beach.....117	Pre and Post Sentence.....166	
	For Other States.....77	
	Field and Offense.....24	
	Furlough or Placement.....77	
	Other Reports.....104	
Total.....117	Total Investigations.....448	

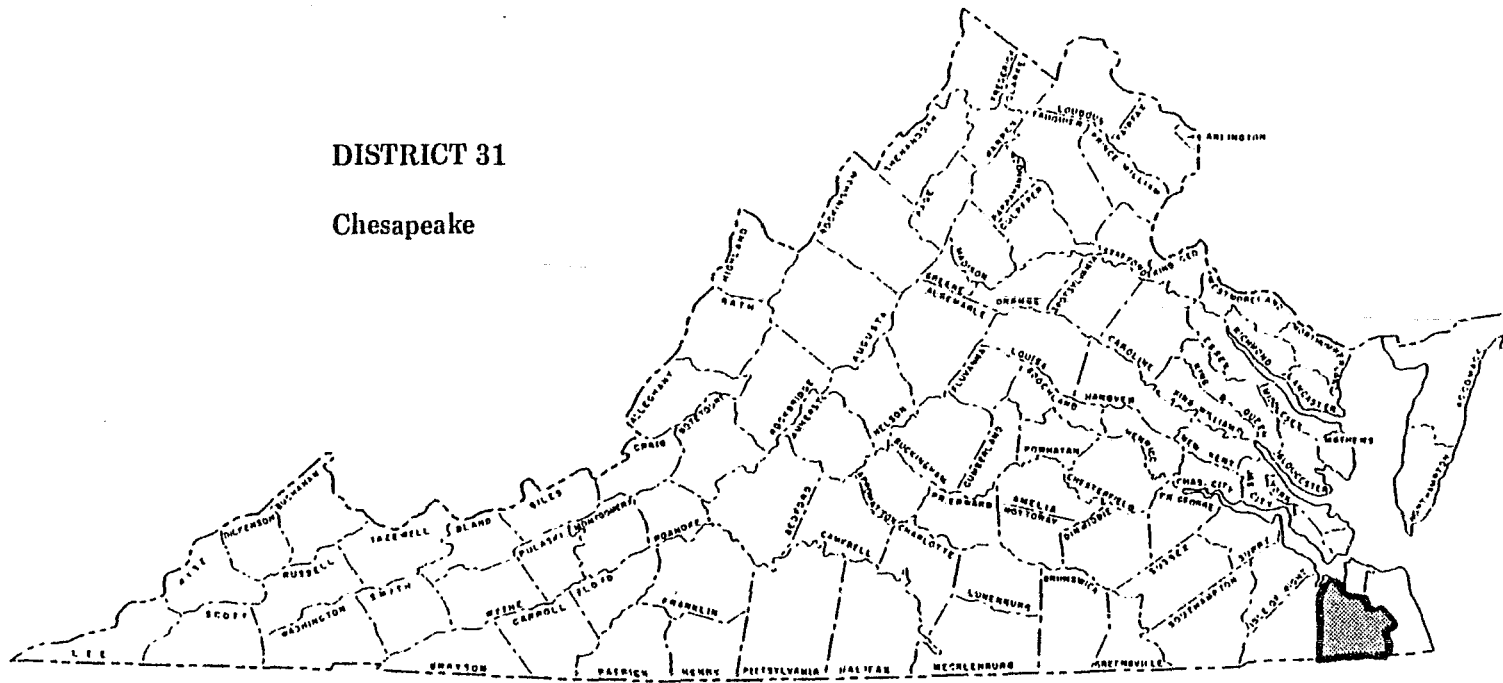
Hampton



	PROBATION CASELOADS	PAROLE/PARDON CASELOADS
Under Supervision on June 30, 1978:	108	61
Total Clients Served During Year:	183	92

PROBATION CASES ADJUDICATED IN LOCAL COURTS	INVESTIGATIONS COMPLETED DURING YEAR
Hampton.....56	Pre and Post Sentence.....130
	For Other States37
	Field and Offense41
	Furlough or Placement101
	Other Reports.....140
Total.....56	Total Investigations.....449

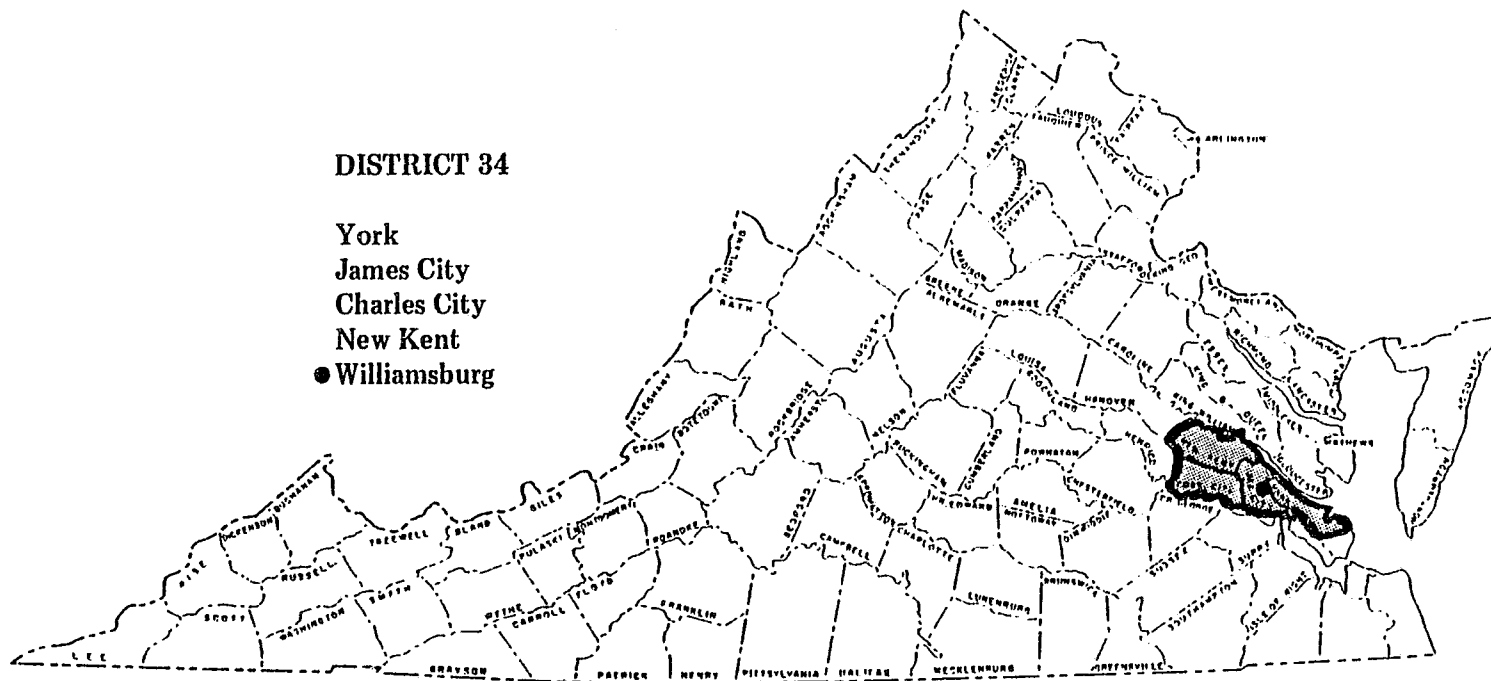
Chesapeake



	PROBATION CASELOADS	PAROLE/PARDON CASELOADS
Under Supervision on June 30, 1978:	126	61
Total Clients Served During Year:	227	79
PROBATION CASES ADJUDICATED IN LOCAL COURTS	INVESTIGATIONS COMPLETED DURING YEAR	
Chesapeake55	Pre and Post Sentence105	
	For Other States31	
	Field and Offense24	
	Furlough or Placement56	
	Other Reports76	
Total55	Total Investigations292	

DISTRICT 34

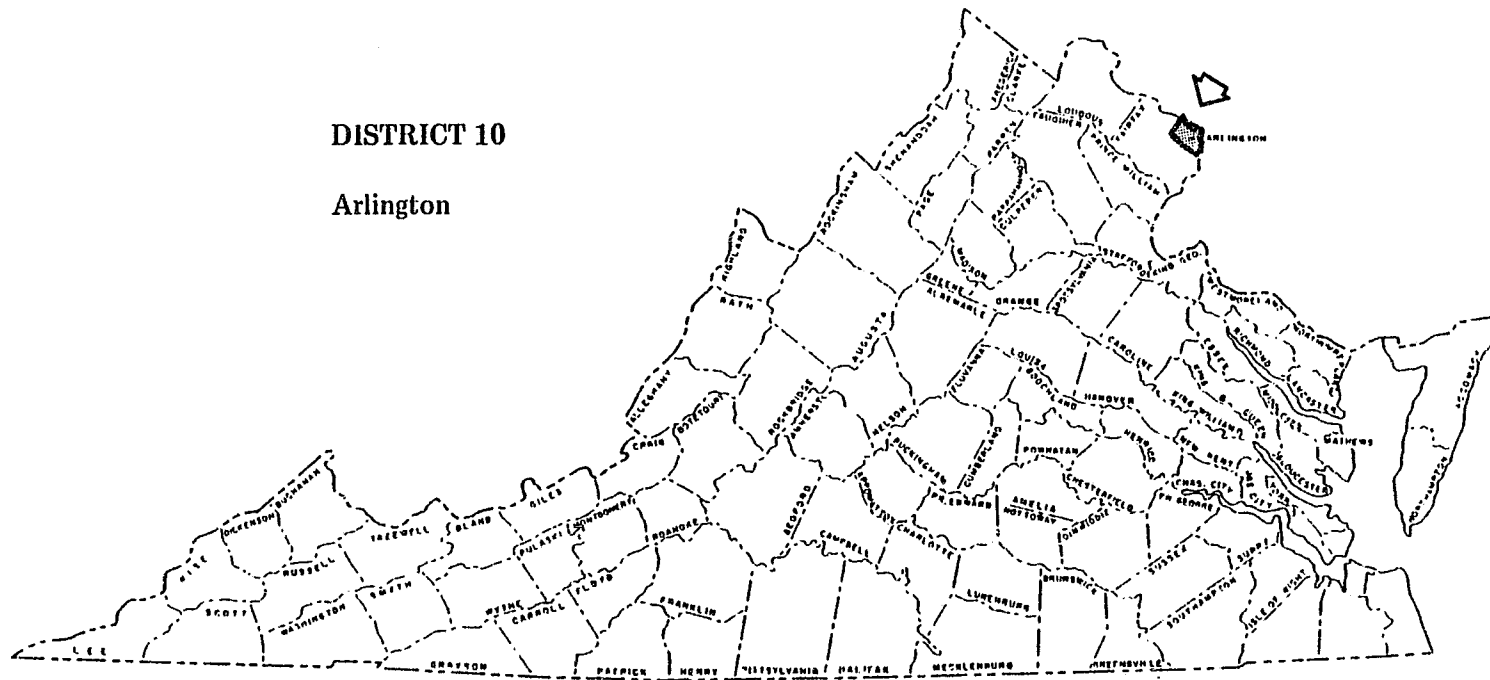
York
James City
Charles City
New Kent
● Williamsburg



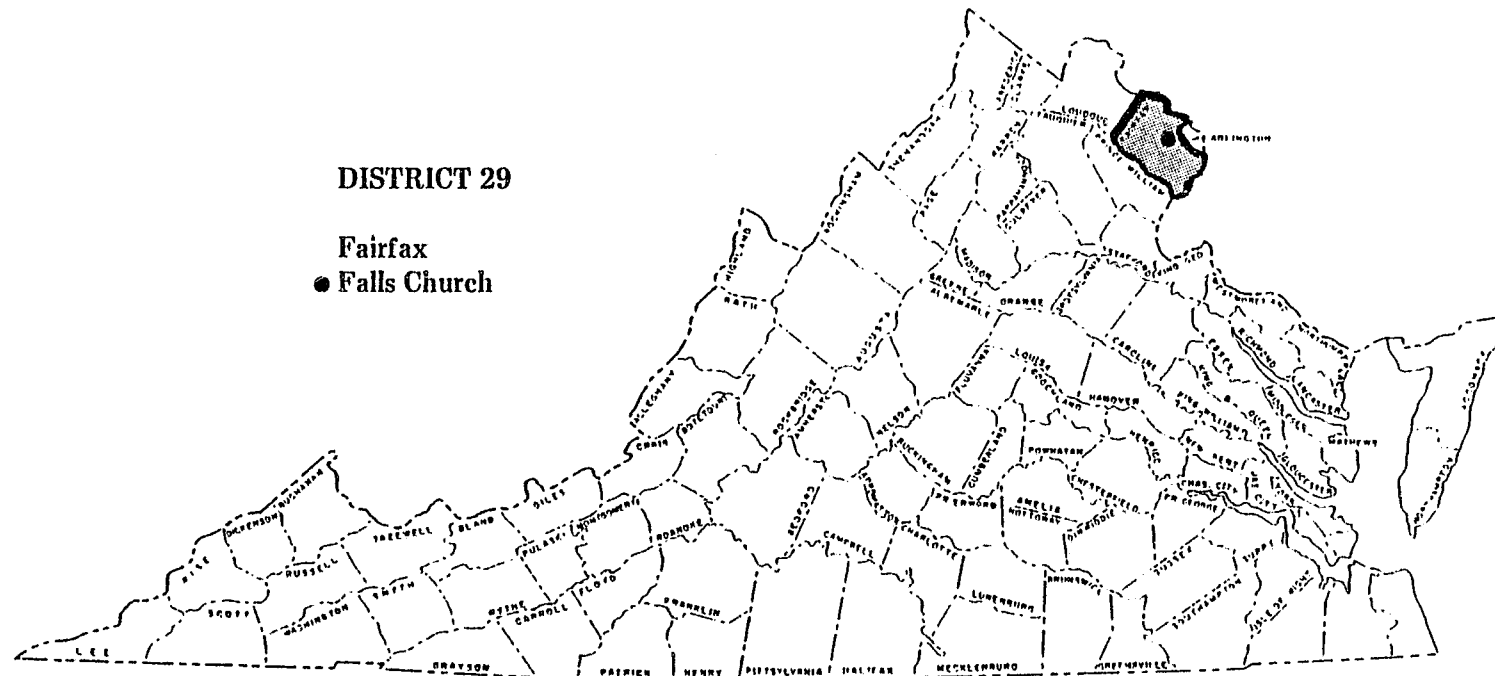
	PROBATION CASELOADS	PAROLE/PARDON CASELOADS
Under Supervision on June 30, 1978:	118	35
Total Clients Served During Year:	157	49
PROBATION CASES ADJUDICATED IN LOCAL COURTS	INVESTIGATIONS COMPLETED DURING YEAR	
York15	Pre and Post Sentence56	
James City0	For Other States4	
Charles City8	Field and Offense12	
New Kent2	Furlough or Placement19	
Williamsburg40	Other Reports31	
Total65	Total Investigations122	

DISTRICT 10

Arlington



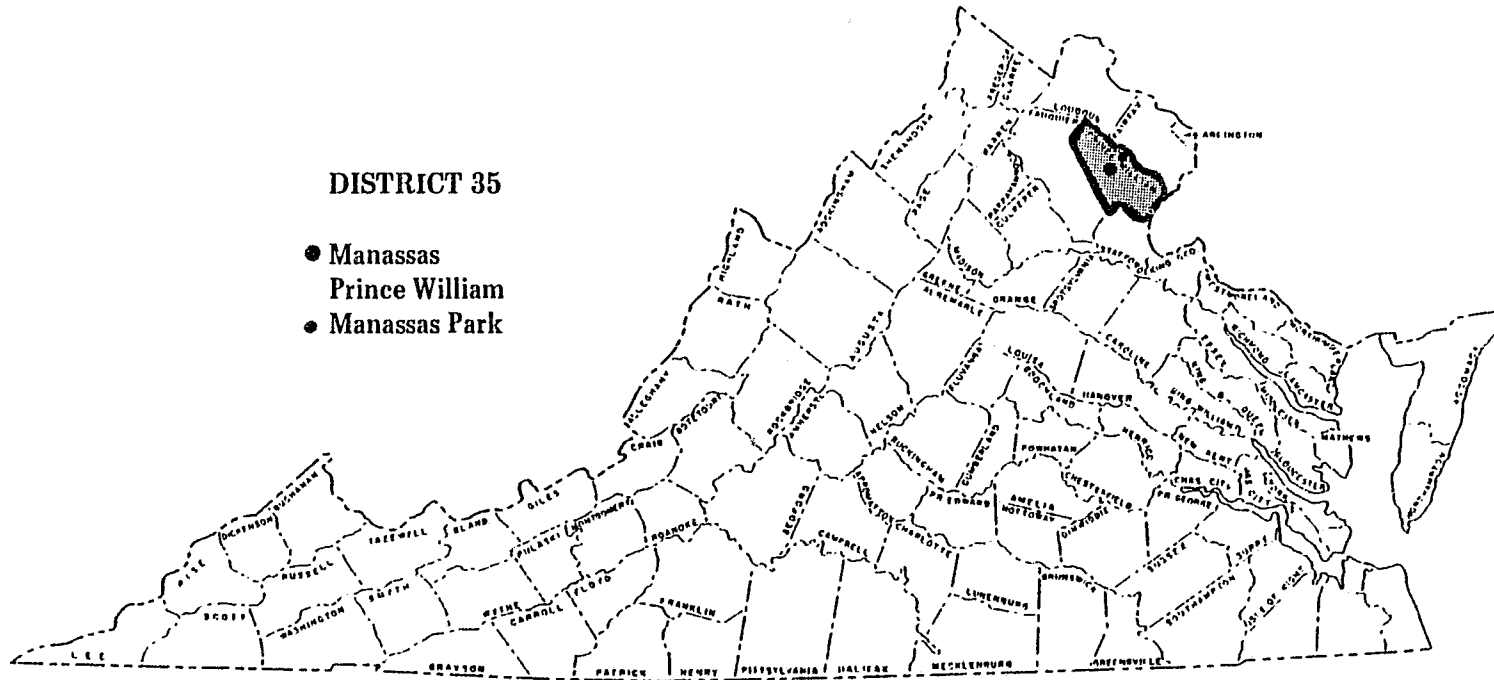
	PROBATION CASELOADS	PAROLE/PARDON CASELOADS
Under Supervision on June 30, 1978:	355	59
Total Clients Served During Year:	1,021	249
PROBATION CASES ADJUDICATED IN LOCAL COURTS	INVESTIGATIONS COMPLETED DURING YEAR	
Arlington.....183	Pre and Post Sentence.....386	For Other States.....108
	Field and Offense.....32	Furlough or Placement.....149
	Other Reports.....146	
Total.....183	Total Investigations.....821	



	PROBATION CASELOADS	PAROLE/PARDON CASELOADS
Under Supervision on June 30, 1978:	729	109
Total Clients Served During Year:	1,661	241
PROBATION CASES ADJUDICATED IN LOCAL COURTS Fairfax423 Falls Church1 Total.....424		INVESTIGATIONS COMPLETED DURING YEAR Pre and Post Sentence666 For Other States245 Field and Offense39 Furlough or Placement148 Other Reports275 Total Investigations.....1,373

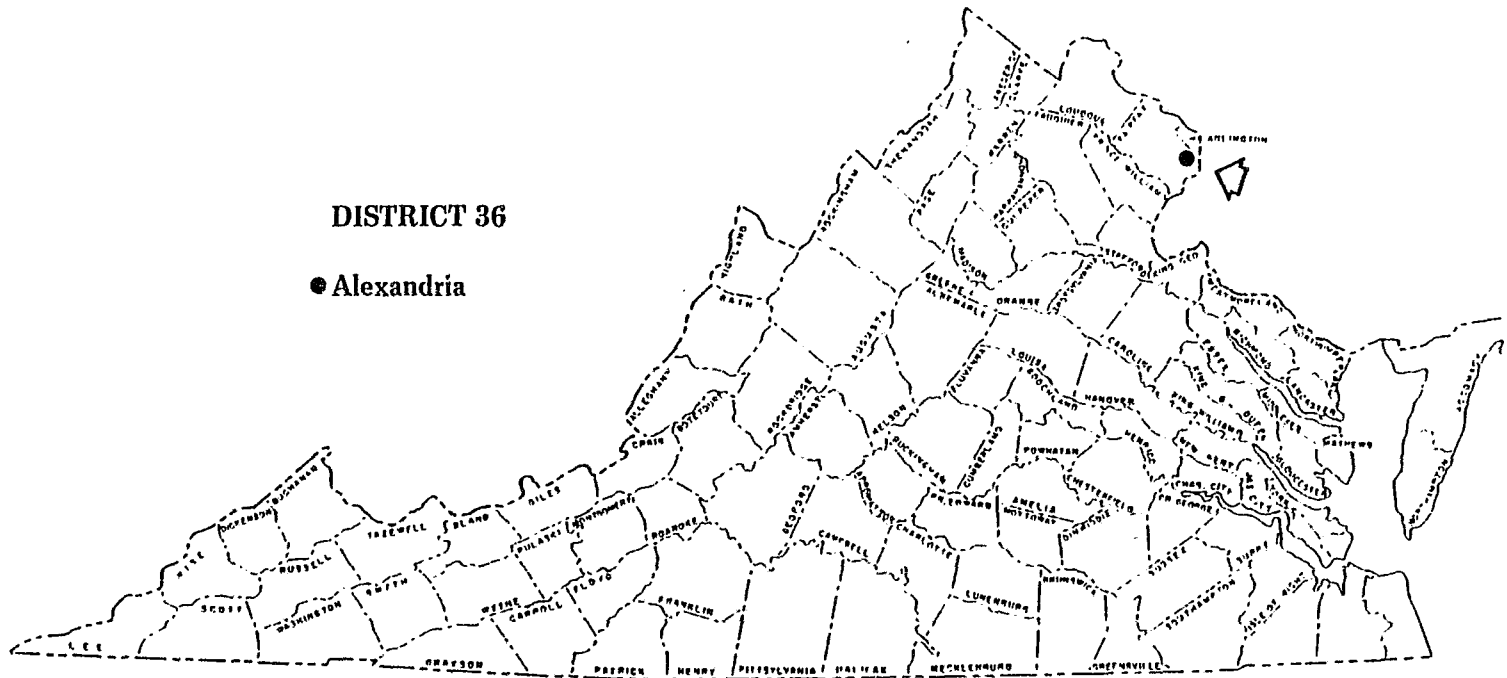
DISTRICT 35

- Manassas
- Prince William
- Manassas Park



		PROBATION CASELOADS	PAROLE/PARDON CASELOADS
Under Supervision on June 30, 1978:		206	46
Total Clients Served During Year:		247	54
PROBATION CASES ADJUDICATED IN LOCAL COURTS		INVESTIGATIONS COMPLETED DURING YEAR	
Manassas0		Pre and Post Sentence52	
Prince William127		For Other States20	
Manassas Park0		Field and Offense1	
		Furlough or Placement21	
		Other Reports31	
Total127		Total Investigations125	

● Alexandria



	PROBATION CASELOADS	PAROLE/PARDON CASELOADS
Under Supervision on June 30, 1978:	294	98
Total Clients Served During Year:	326	108
PROBATION CASES ADJUDICATED IN LOCAL COURTS		INVESTIGATIONS COMPLETED DURING YEAR
Alexandria.80		Pre and Post Sentence56
		For Other States23
		Field and Offense12
		Furlough or Placement19
		Other Reports53
Total80		Total Investigations.163

END