



SPOKANE POLICE DEPARTMENT

1978
ANNUAL REPORT

MICROFICHE



5/22/78

100 Years of Law Enforcement
1879 - 1978

NCJRS

MAY 3 1979

THE COVER

ACQUISITIONS

1978 saw the completion of 100 years of civilian law enforcement in the City of Spokane.

The City of Spokane had its beginnings in 1872 when the first two white men staked out a squatters claim here. The first law enforcement during this period was done by units of the U. S. Army.

In 1879, the population of Spokan Falls was about 75 and the first town marshal, Lane Gilliam, was hired. By 1884 the force had grown to two officers. 1887 saw the first uniformed officer and by 1888 a total of seven officers were on the force serving a population of about 13,000.

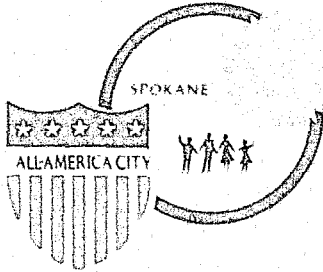
The cover picture of the horse drawn patrol wagon is believed to have been taken in the early 1900's. As a contrast, a modern day patrol vehicle and officer is pictured.

As noted in the following report, the Spokane Police Department has grown to a force of 250 commissioned officers and 51 civilian employees serving a population of 176,700.

As so aptly put by James R. Albright in 1976* "And so ends the first ninety-seven years of law enforcement in Spokan Falls, or Spokane as we now know it. A history of which any department could be proud and one that will continue to grow not only in volume but in respect."

*James R. Albright is a retired Spokane Police Detective who compiled a history of the Spokane Police Department in 1976 for publication in a department yearbook. The information noted above was taken from that history.

CITY OF SPOKANE, WASHINGTON



HUB OF THE INLAND EMPIRE



POLICE DIVISION
WAYNE A. HENDREN
CHIEF OF POLICE

February 1979

The Honorable Ron Bair
Mayor, City of Spokane
Spokane, Washington

Dear Mayor Bair:

The facts and figures relating to reported major crime in Spokane in 1978 show an overall increase of 8.3 per cent from 1977, a total of 12,582 crimes in 1978. This increase returns reported crime to nearly the same level as 1976.

The officers and civilian employees of the department are to be commended for the job they did in 1978. Although an increase in reported crime was noted and calls for service decreased 2 per cent to 123,221 calls for the year, the department operated with 6.8 per cent fewer personnel as compared with 1977. It should be noted that part of the increase of reported crime may be due to our continued efforts such as Crime Check and Crime Prevention which encourage our citizens to report criminal activities.

The police department again enjoyed a high degree of citizen support in 1978. Without this community support our ability to deal with crime problems would be significantly hampered.

We will continue to strive to provide the best service possible to our community in 1979.

Yours very truly,

Wayne A. Hendren
Wayne A. Hendren
Chief of Police

TABLE OF CONTENTS

1978

	PAGE
In Memoriam - - - - -	I
Retirements - 1978- - - - -	II
Spokane, Washington "The Friendly City" - - - - -	III
Map of Spokane- - - - -	IV
Distribution of Personnel - Commissioned- - - - -	V
Distribution of Personnel - Civilian- - - - -	VI
Radio Calls by Month- - - - -	VII
Spokane Police Budget - - - - -	VIII

POLICE DIVISIONS SECTION

Uniform Division- - - - -	IX
Patrol	
Traffic	
Investigative Division- - - - -	XVIII
Detective Bureau	
Young People's Bureau	
Advin Unit- - - - -	XXII
Spokane Police Academy- - - - -	XXIII
Planning and Research - - - - -	XXVIII
Crime Prevention Office - - - - -	XXIX
Police/Community Relations- - - - -	XXX
Services Division - - - - -	XXXI
Records	
Warrant System	
TIEPIN	
Property Section	
License Section	
Photographic Section	
Spokane Police Reserve- - - - -	XXXIV

COST OF CRIME AND ADULTS ARRESTED SECTION

Crime Index Comparative with Graphs, 1978 & 1977- - - - -	1
Value of Property Stolen- - - - -	2-3
Age of Adults Arrested (18 and Over)- - - - -	4-11
Race of Adults Arrested (18 and Over) - - - - -	12
Arrests and Dispositions- - - - -	13-14

JUVENILE ARRESTS SECTION

Age of Juveniles Arrested and Processed (17 and Under)- - - - -	15-18
Race of Juveniles Arrested and Processed (17 and Under) - - - - -	19

TRAFFIC - ACCIDENTS AND ENFORCEMENT SECTION

Accident and Enforcement Comparative - 1978 and 1977- - - - -	20
Comparison of Traffic Enforcement - 1978 and 1977 - - - - -	21
Traffic Accidents and Traffic Injuries- - - - -	22
Comparison of Worst Corners - - - - -	23

1978

IN MEMORIAM

NAME	RANK	RETIRED	DECEASED
Ray A. Young	Police Officer	4-1-70	3-2-78
Leslie B. Fleenor	Detective	4-28-68	5-23-78
Daniel J. Webster	Police Officer	6-1-41	5-31-78
Vincent P. Stoesser	Specialist	3-25-72	8-8-78
Roy E. Wagner	Police Officer	8-21-49	8-14-78
George E. Callerman	Detective	8-1-55	11-15-78

1978

RETIREMENTS

NAME	RANK	APPOINTED	RETIRED	YRS. OF SERVICE
Howard A. Clark	Specialist	1-1-51	2-16-78	27
John A. Grandinetti	Sergeant	8-16-51	3-12-78	27
Richard W. McClure	Police Officer	7-18-57	3-12-78	21
Charles A. Sorini, Jr.	Detective	8-8-51	3-12-78	27
Jack D. Tenney	Lieutenant	3-25-49	3-31-78	29

"THE FRIENDLY CITY"

Square Miles - - - - - 52.12 Miles

Population - - - - - 176,700

Form of Government - - - - - Mayor-Council-Manager

Number of Parks - - - - - 60 With a Total of 3,200 Acres

Miles of Roads - - - - - 853½ Miles

Number of Residences: Single Family - - - - - 50,973

Two Family - - - - - 3,546

Multi Family - - - - - 901

Mean Annual Temperature - - - - - 48.2 Degrees

Altitude - - - - - 2,356 Feet

Average Rainfall - - - - - 17.42 Inches

COMMISSIONED PERSONNEL

1978

NUMBER AUTHORIZED	POSITION	OFFICE OF CHIEF	PLANNING/RESEARCH	CRIME PREVENTION	COMMUNITY RELATIONS	TRAINING	INTELLIGENCE/VICE/NARCOTIC	RECORDS	IDENTIFICATION	PROPERTY	DETECTIVES	YOUNG PEOPLES BUREAU	SAFETY EDUCATION	TRAFFIC	PATROL	RADIO
1	Chief	1														
1	Assistant Chief	1														
2	Deputy Chief	2														
4	Captain							1			1				2	
14	Lieutenant	1	1		1	1	1				2	1		2	4	
23	Sergeant			1		1	2			1	4	1		3	10	
1	Rangemaster					1										
47	Detective						9				28	9		1		
20	Specialist			1				2	1				1	3	11	1
64	Patrolman 1st Class			1	1	2								29	31	
71	Police Officer			2			1								68	
2	Police Woman											2				
* 250	TOTAL	5	1	5	2	5	13	3	1	1	35	13	1	38	126	1

- * 1 Litter Control Grant
 2 Burglary Reduction Grant
 1 Crime Liason Grant

CIVILIAN PERSONNEL

1978

NUMBER AUTHORIZED	POSITION	OFFICE OF CHIEF	CRIME PREVENTION	DETECTIVES	YOUNG PEOPLES BUREAU	RECORDS	RADIO	TRAFFIC	PROPERTY ROOM	COMMUNITY RELATIONS	PATROL
1	Administrative Secretary	1									
1	Accounting Clerk	1									
5	Police Stenographer			4	1						
1	Statistician					1					
7	EDP Terminal Operator					7					
2	Clerk III					1			1		
3	Clerk-Typist II	1				2					
1	Clerk II					1					
5	Clerk-Typist I		1			4					
5	Meter Patroller							5			
3	Radio Operator II						3				
1	Duplicate Machine Operator					1					
10	Radio Operator I						10				
1	Community Relations Aide									1	
5	Crime Check Recorder										5
51	TOTAL	3	1	4	1	17	13	5	1	1	5

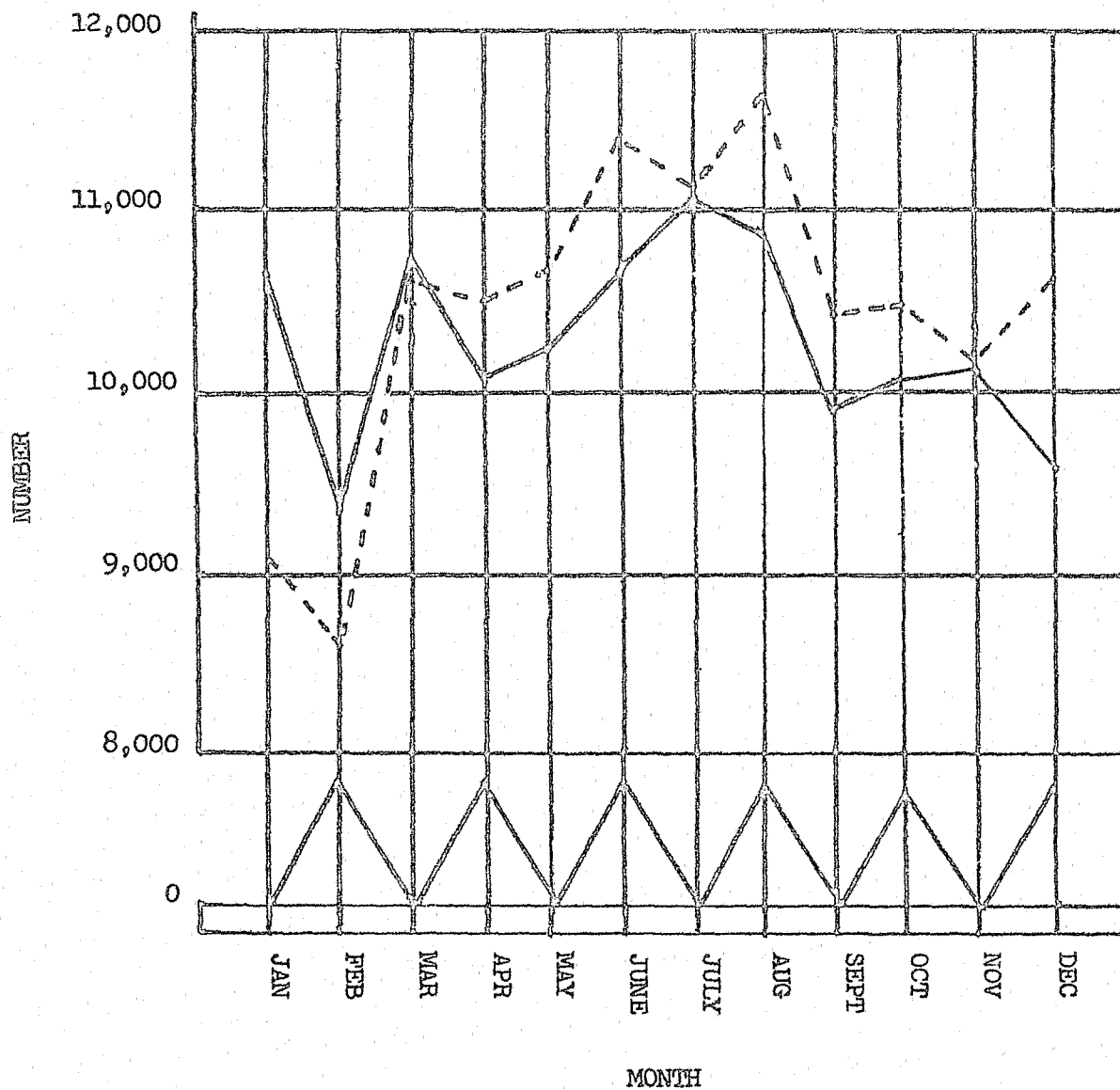
45 General Fund
6 CETA

RADIO CALLS BY THE MONTH

1978

1978

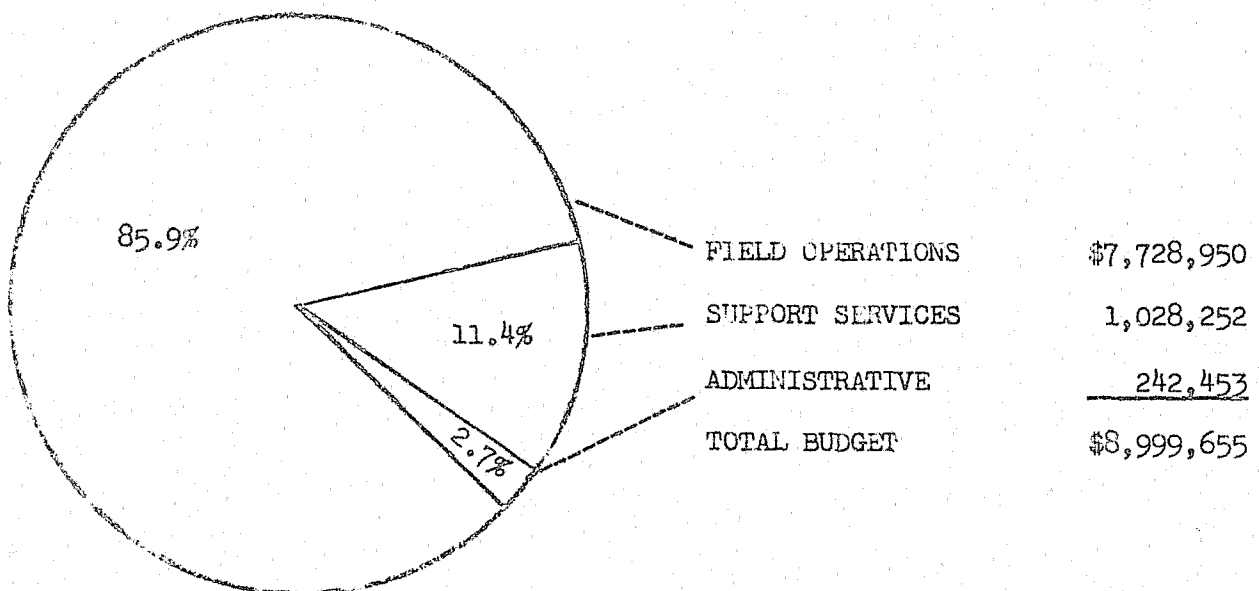
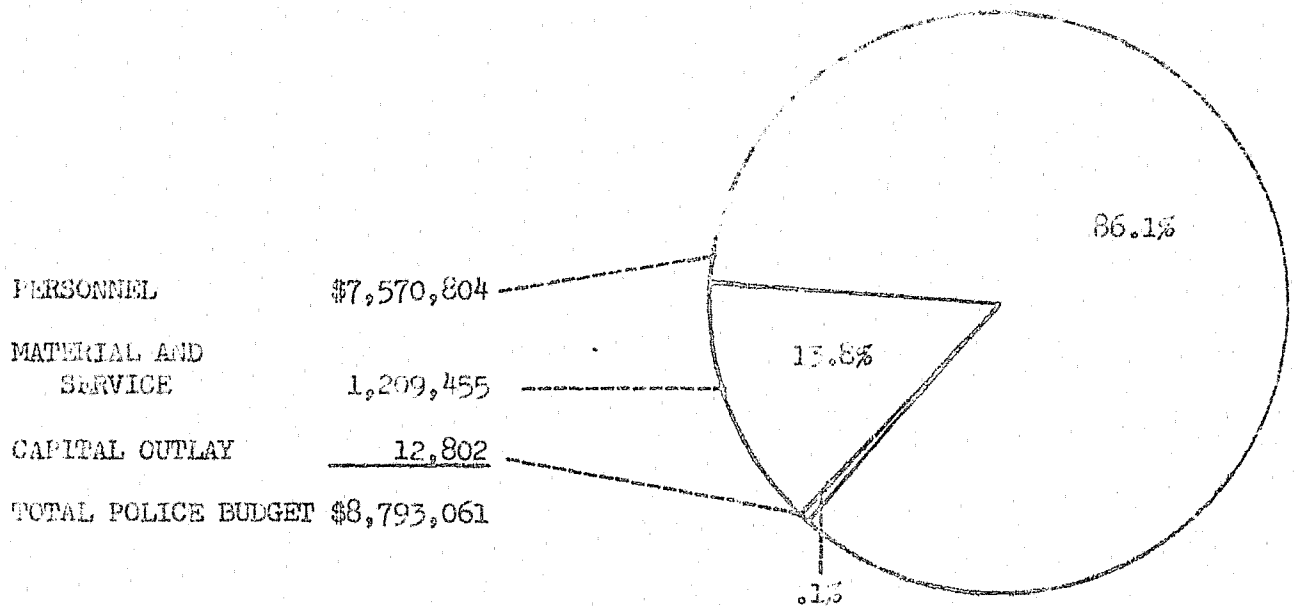
1977



SPokane Police Budget

1978

POLICE BUDGET	\$8,793,061
STATE AND FEDERAL GRANTS	<u>200,599</u>
TOTAL BUDGET	\$8,993,655



POLICE DIVISIONS



SPokane POLICE DEPARTMENT
SPokane, WASHINGTON



UNIFORM DIVISION

CAPTAIN C. H. CRABTREE, DIVISION COMMANDER

FIRST SHIFT PATROL

Lt. D. N. Anderson, Shift Commander

Providing citizens and businesses of the City of Spokane with routine police service is the primary objective of the First Shift Patrol. At the beginning of the year the shift had a lieutenant, three sergeants, four specialists, four civilian radio operators and 35 officers. As in the previous year the shift continued to lose manpower and by the end of the year 33 officers were assigned to the First Shift.

The shift logged 254,746 miles, answered 23,911 calls for service, made 294 felony arrests, 1,112 misdemeanor arrests, and 577 warrant arrests. Also 1,385 moving violation citations were issued by shift officers as well as 247 radar citations, 837 accident citations and 126 parking citations. The officers took 3,340 reports and investigated 1,167 traffic accidents.

In mid-July six officers, two from each platoon, were assigned to a newly instituted Power Shift, in an attempt to provide more manpower during peak called-for-service hours, and to relieve some of the overtime that was being experienced by the swing shift. The Power Shift worked well at times but problems were encountered with a lack of personnel available after the Power Shift had secured from its tour of duty.

The Power Shift accounts for the decrease in shift statistics from 1977 to 1978 as the Power Shift services were not included with those of the First Shift. After six months the Power Shift was terminated and the personnel returned to the shift. There were positive aspects to the Power Shift as regarding First Shift operations, and it is hoped in the future with adequate manpower it may be re-implemented.

The Special Squad continued to operate throughout the year providing the shift and the department with intelligence information, as well as continuing to give the shift added flexibility and providing after-hour assistance to the Investigative Division as needed.

During the year the shift received and conducted a number of in-service training programs. In January several of the officers assigned to the shift received training in the care and operation of the Speedgraphic 4x5 camera. The training was conducted by Specialist Bob Henry and Police Officer 1st Class Jim Hough. In February all officers assigned to the shift received refresher training in physical control techniques from the Academy physical education instructors, Police Officers 1st Class Braun and Meenach. Training included control holds, search techniques and handcuffing techniques.

In March 1978 members of the shift received continuation of the first aid training instituted in 1977. Training consisted of cardio-pulmonary resuscitation, extrication procedures, field maternity and delivery procedures. Training was conducted by Emergency Department Nurses Association, Washington Heart Association, Spokane Ambulance and the Spokane Fire Department.

In July a two-day breathalyzer re-certification course was presented at the Academy for members of the department who were due for their re-certification. A number of officers from the First Shift attended the course and were duly certified. All members of the First Shift attended two separate sessions of departmental firearms qualification during the summer of 1978, and all were qualified.

The First Shift SWAT Team trained throughout the year, receiving 76 hours of training in both firearms, physical exercise and practical problems.

In addition to the training provided the officers of the First Shift, intern training was given to Law & Justice students from Gonzaga University and Washington State University. Gonzaga Law School students rode with patrol officers as observers on a night-to-night basis in a program designed to acquaint the law students with the demands and requirements of patrol work.

SECOND SHIFT PATROL

Lt. L. E. Elliott, Shift Commander

The Day (Second) Shift Patrol is a section of the operational bureau of the Uniform Division of the Spokane Police Department. Primary objectives of the bureau are to: obtain information from and respond to emergency and routine calls for service by the citizens of Spokane; the prevention of crime; protection of life and property; arrest and detention of criminals; and enforcement of federal, state and city laws and ordinances.

The Second Shift personnel consists of one lieutenant, one relief lieutenant, three sergeants, four specialists, 28 police officers, one litter patrol officer, one civilian Crime Check clerk and five civilian radio operators. Due to the cutback in personnel, and reorganizing of the police department the second shift has two less police officers and two less Crime Check clerks than it had at the beginning of the year.

The litter control program is now in its fourth year, and still operating in a very satisfactory manner. This program has been made possible with funding help from grants by the State of Washington, Department of Ecology. This year emphasis was put on not only enforcement, but education of the public of the problems concerning litter. This was accomplished through numerous news articles, and radio and television spots. The litter car was also entered in the Lilac Parade. It was accompanied by a youth team distributing litter bags to the crowd to help minimize the litter problem in the downtown area the day of the parade.

Second Shift officers participated in a Crime Check, Inc. project. An individual officer was invited to attend a monthly Crime Check board meeting. After the meeting, the guest officer would accompany a board member to a downtown service club luncheon. The purpose of this project was to allow the central business community to express their appreciation to local law enforcement as represented by the individual officer.

A new log book for recording the working of off-duty officers is now in the patrol shift commander's office. The purpose of the log book is to keep the on-duty shift commander informed of officers working off-duty time. With this information available, the commander will be able to provide timely support for the working off-duty officer should it be needed.

On September 18, 1978, Pacific Northwest Bell changed the Police Department's telephone system to a new electronic switching system. This new system is much improved, compared to the old one. They say it will provide many new and exciting capabilities in the future.

The Second Shift SWAT Team attended a five-day advanced Special Weapons and Tactics course at Fort Lewis, Washington. They also have regular team training which includes two, 8-hour sessions per month. Each individual assigned to the team is also allowed two, 1-hour periods during each week to maintain physical fitness.

Five Second Shift officers volunteered to spend a day at Reverend Hamp's Youth Camp at Newman Lake, Washington with underprivileged children. One of the officers, who is a member of the mounted patrol, brought his horse. A good time was reported by all who attended.

Four interns from Washington State University and one each from Montana State and Gonzaga University were assigned to ride for a week or more with Second Shift officers. This training was to be a part of their curriculum for their respective degrees.

Second Shift officers were assigned numerous times to be guest speakers at schools and for various organizations in the Spokane area. Requests for officers in this capacity are usually assigned to second shift because of the availability of the officer working day shift.

All the officers on the Second Shift received training in first aid. This training was broken down into three sessions. The first covered a presentation on fractures and splinting, demonstrations of different methods of using back boards during extrication, and individual practice using the back boards. The second covered emergency child birth; and the third training session was on poisoning and drugs. All officers also received training in self-defense. This training was conducted by the Spokane Police Department Academy's self defense instructors.

Two department shoots were provided for the Spokane Police Department during the year. All officers were required to qualify with their service revolvers.

One Second Shift officer attended a three-day course in Confrontation Management at Lacey, Washington. This training was conducted by the Washington State Training Commission.

Two officers of the Second Shift attended a four-day Child Welfare League Training Conference at Portland, Oregon.

One Second Shift sergeant attended a 40-hour Homicide Investigation School conducted by the Washington State Training Commission.

Breathalyzer refresher courses were provided for any Second Shift officers that were required to have their breathalyzer card renewed.

Two new radar units have been assigned to patrol division. This will enable the officers in patrol division to better enforce the speeding ordinance during regular patrol.

THIRD SHIFT PATROL

Lt. R. L. Walker, Shift Commander

For the year 1978 the Third Shift Patrol was comprised of one captain, one lieutenant, three sergeants, four specialists, 37 patrolmen, four civilian radio operators and two CETA crime check clerks for a total of 46 sworn officers and six civilians. A relief lieutenant worked two days a week; is not included in the 46 total.

The years of service of sworn personnel below the rank of sergeant total 236 or an average of $6\frac{1}{2}$ years per man. Almost one-half of the officers have less than five years service.

The greatest, single, supervisory problem of the year had to be the turnover of the CETA crime check clerks and their resulting lack of experience. Whenever possible a specialist was assigned to this area to supervise and educate; however, the volume of phone calls necessitated that he spend most of his time on the phone answering routine complaints; therefore, the lieutenant or sergeant was often pressed into the role of educator. To fill the void on the crime check clerks' days off and when off sick, officers had to be pulled from the field which, of course, increased response time. In one, 8-hour shift in December an average of over 50 phone calls per hour were received by city and county crime check clerks (and others pressed into service).

This particular 8-hour shift was merely one of 15 shifts audited and is certainly not the record for the year. The 15 shifts audited averaged for 40 calls per hour.

Radio personnel initiated an average of 128 recorded broadcasts per shift, the record being 210 broadcasts initiated in an 8-hour period. An average of over 55 requests for TIEPIN checks per shift were received with 105 in an 8-hour shift being the record. Again field officers must be pulled in for days off and sick leave. The radio room is supervised by a specialist. All radio operators and crime check clerks spent at least one tour of duty in a prowl car with a uniformed officer as part of their training and in-service training.

In addition to the formal in-service training supplied by the Spokane Police Academy, each roll call, when required, was used as a mini-training session often with the shift captain as instructor; and every roll call, without fail, was thrown open to questions. All three of the shift sergeants attended a one-week school on homicide investigation which was directed by the FBI. One of the shift specialists attended a six-day school on hostage negotiations at the FBI Academy in Virginia. One officer attended a three-day seminar in Portland, Oregon on Youth Alternatives sponsored by the Child Welfare League of America. One sergeant and a specialist instructed in each of the three Spokane Police Academy night problems held at Geiger Field. This shift also furnished vehicles and portable radios for the exercise.

Thirty-two of the 35 shift officers participated in the federally funded DWI program which ended at the end of the year. The program was supervised by one of the shift specialists.

The shift SWAT Team, all were volunteers, consisted of a five-man team and an alternate, all six men training together. The team trained two Fridays a month throughout the year. Last summer the team went to Fort Lewis for one week of FBI directed training and took first place in the regional competition. Each officer received a personal letter of commendation from the FBI.

Four volunteers from the shift spent one day at Reverend Hamp's Youth Camp on Newman Lake with underprivileged children. Not one officer could say who benefited the most from the experience, the children or the officers!

Strict personnel inspections held regularly by the sergeants resulted in the finest physical image to the public that I have seen in the past 22 years. The appearance and deportment of shift personnel reflected the maturity, knowledge and efficiency of the shifts three sergeants and the mutual respect these attributes generate.

Because of the time convenience, third shift probably had more observers riding in its prowl cars than both other shifts combined. The following organizations requested and were granted permission for their personnel to ride as observers:

- Youth Alternatives
- KSPS TV
- Rape Crisis
- Adult Probation and Parole
- Montana Legal Interns
- Gonzaga University Law Students
- Juvenile Parole Officers
- 911 Emergency Telephone System

The Spokane Police Reserve Unit chalked up an impressive 2664 hours of service riding with an officer on the third shift. In addition, 1424 hours were spent by reservists in a training car making routine security checks of residences, etc. on this shift. The reservists also filled in as crime check clerks and radio operators in times of need (which were too frequent to be comfortable). The entire unit did a noteworthy job and are certainly to be praised for their efforts.

Sick time accumulated by shift officers below the rank of sergeant totalled 1740 hours. About 400 hours of this was due to physical injuries, thus about 1340 hours were due to flu, colds, etc. This averages out to about 38 hours per man for "routine ills".

During the last markup of the year, on a volunteer basis, two, third shift officers "swapped" places with two, third shift traffic officers for "a change of pace". The experience was evidently educational and enjoyed.

This shift provided escort and protection for the \$500,000 plus handled by the audit team for the United Way.

One of the local jewelry establishments moved from one location to another and requested a police escort, which was provided. The value of the jewels, etc. involved exceeded \$1,000,000.

In June a nightly problem developed in the parking lot on the SE corner of Riverside and Washington: vacationing teenagers with vehicles and no place to go. Drinking, drug use and related exploits peaked on Friday and Saturday nights causing grief and property damage in and near the area. Captain Allen created a small "task force" comprised of motorcycle and patrol units, some on foot, and in a month's time solved the problem.

Riverside and Howard staged a similar scene later in the summer and we employed the same tactics with the help of ADVIN detectives. A big help with this particular problem came from the newly created power shift.

The power shift was formed with a sergeant and six officers from first shift teamed with six officers from the third shift, all were volunteers. Their tour of duty incorporated the later hours of the third shift and the early hours of first shift. This occurred on July 15; went to a 10-hour, four-day week on September 2 and was disbanded December 22. This unit did an impressive job and their availability during shift change certainly kept our overtime to a minimum.

The loss of six, third shift officers to the power shift was felt immediately. On one particular day, 17 calls were stacked up in radio waiting for district cars to return to service from previous calls.

1978 Statistics

	Third Shift	Power Shift
Mileage	319,830	51,007
Arrests:		
Felony	245	54
Misdemeanor	1,575	279
Warrant	603	159
Traffic:		
Moving -		
Vehicle	2,844	916
Pedestrian	42	14
Radar	234	131
Accident	1,406	228
Parking	1,074	202

1978 Statistics, Continued

	Third Shift	Power Shift
Requests for Service:		
Reports Taken	6,631	986
Accidents Investigated	1,954	298
Calls from Radio	30,842	5,039
Self Initiated Events	17,485	988
Out of District	10,718	--0--

Police Reservists compiled 280 hours riding with officers of the power shift.

DAY TRAFFIC

Lt. I. R. Gimlen, Shift Commander

The objectives of the Second Shift Traffic Bureau are to provide the citizens of Spokane with routine and emergency police and traffic services, traffic safety, safe movement of vehicle traffic and pedestrians, and the safety of all citizens. The Traffic Bureau protects the public by uniform patrol and the prevention of crime, investigation of traffic accidents and enforcement of laws, coordinating our efforts with all other agencies for traffic safety and prevention of traffic accidents.

Personnel assigned to Second Shift Traffic are: one lieutenant, two sergeants, 13 police officers first class (solo motorcycles), four police officers first class (marker motorcycles), one specialist and one detective in hit-and-run traffic accident investigation, and five meter patrollers.

Equipment utilized includes: 13 Harley-Davidson solo motorcycles, four Harley-Davidson three-wheel marker motorcycles, five Cushman scooters, two traffic accident investigation cars, seven traffic cars and one sergeant's car. Solo motors are used only in good weather, usually between the months of April and October. The marker motors are used on day shift only and are very effective in the downtown area. The meter patrol personnel use the Cushman scooters on their traffic beats.

Radar units are used by patrol and traffic officers: six TR-6 units, six K-55 units on loan from the Washington Traffic Safety Commission, two K-55's owned by the Spokane Police Department and three K-15 hand-held units owned by our department. We also use special traffic accident investigation equipment, cameras, measuring equipment and special equipment.

Parades and other community activity for which this bureau provided traffic control:

- 1 18 78 Farmers Strike Caravan - 1,000 trucks, tractors, etc.
- 3 9 78 North Central Concerned Parents parade
- 3 30 78 Diamond Spur Rodeo parade
- 4 15 78 March for Human Needs parade
- 4 15 78 Lutheran "Bike-a-Thon"
- 4 17 78 Golden Mile Walk
- 4 23 78 Fun Run - Care Nurses Association
- 4 23 78 Walkathon - March of Dimes
- 4 29 78 Spokane Catholic Diocesan Jog-a-Thon/6-mile Run, Upriver Drive
- 4 30 78 Bicycle Race, Spokane Jaycees
- 5 1 78 Shrine Food Caravan escort

5 5 78 President Carter's Visit to Spokane
 5 7 78 Lilac Bloomsday Run
 5 13 78 Junior Lilac Parade
 5 13 78 Bike-a-Thon, Comstock Park
 6 10 78 Cystic Fibrosis Bicycle Marathon, Manito Park
 6 11 78 National Multiple Sclerosis Society, 6th Annual "Great Run"
 6 15 78 Reverend Hamp's Youth Camp, Newman Lake
 6 17 78 KREM Radio Concert, High Bridge Park
 6 24 78 Retail Trade Bureau's Bed Race
 6 29 78 Fairchild Air Force Base Air Rescue Traffic Safety/Lt. Gimlen, Officer Griffiths
 7 4 78 Community Picnic - Liberty Park
 7 13 78 Senior Citizens Picnic - Manito Park
 7 15 78 KREM Radio concert - High Bridge Park
 8 78 Eagles Parade and Convention
 8 4 78 10,000 Meter Pepsi Run
 8 12 78 American Cancer Society Jog-a-Thon
 8 14 78 Inland Empire Railway Historical Society/move train from High Bridge Park to Fairgrounds
 8 17 78 American Hot Rod Association World Finals parade
 8 29 78 Rock Concert, Albi Stadium
 9 9 78 American Heart Association 26-mile Marathon
 9 9 78 Gonzaga University Parade
 9 16 78 Glen L. Whiteley parade
 9 22 78 WSU Football Game Parade (WSU/Arizona)
 10 13 78 Kiwanis 27th Apple Sale
 10 21 78 Shrine Food Caravan
 10 29 78 Bike Race
 11 78 United Way Security guard
 11 4 78 KSPS 7-mile race
 11 4 78 Democratic auto parade
 11 10 78 Ritzville Shrine Food Caravan
 11 11 78 Veterans Day Parade
 11 18 78 Shrine Fall Ceremonial Parade
 11 25 78 WSU vs UW Football Game

Second Shift Traffic personnel participated in the following training activities:

- SWAT Team:
1. One week training Fort Lewis, Washington July 10-14
 2. Physical training each week
 3. One day training every other week

Meter Patrollers: First aid training, CPR

Traffic Accident Investigation:

1. Officer Hawks, two weeks basic training WSP Academy, Shelton May 1-12
2. Detectives Little and Gillespie, one day crime scene photography training by WSP, Spokane

First Aid Training: All traffic personnel received first aid training, poisons, emergency child birth, fractures and splinting, and CPR

Radar Training: All traffic personnel received training in use of K-55 and K-15 radar

Sgt. LaLiberte, Special Training:

- May - Psychological stress - one day, Moses Lake
 August - Radar instruction - one day, Moses Lake

October 12 - Seminar, Officers' Liability - one day, Spokane
Sgt. Leath - July 18 - Breathalyzer School - one day, Spokane
Department Shoot - April and July 1978
Self Defense - February 17, 1978 - all personnel

Other Special Activities:

DWI Countermeasure, speakers and film, for traffic safety

Bicycle Traffic Safety Training Program, VFW Billiard

Spokane Public Schools, Law Day - 6 officers

Video tape, Channel 5, Gonzaga University

1. Use of radar by police, April 19
2. Motorcycle traffic safety

Officer Williamson - Porno book investigation

Officer Freyer - Breathalyzer training and machine repair

Planning "911" emergency telephone number system

Sgt. Leath, Officers Fowlds, Jackson, Hawks, meeting with Captain Allen on
Performance Evaluation Form

Sgt. LaLiberte - Training uniform sergeants in use of K-55 and K-15 radar

Honor Guards/Funerals

Special Meetings each month - Lt. Gimlen:

1. Official Coordinating Committee of City Officials for Traffic Safety
2. Law Enforcement Committee of the Chamber of Commerce

Instructors at Spokane Police Academy:

Officer Freyer - Breathalyzer - March 23 and 24

Officer Griffiths - Driving Instruction - March 8 and 9

Officers Bob Walker and Griffiths - Driving Instruction - May 31

Officer Bob Walker - Driving Instruction - June 7

Officers Freyer and Bokor - Breathalyzer - June 15 and 16

Officer Bob Walker - Driving Instruction - October 11 and 12

Special Events and Planning:

Second Shift Traffic was responsible for planning and supervising the
following events in Spokane:

National Eagles Parade in August 1978

Washington State University vs University of Washington football game
November 25

SWING TRAFFIC

Lt. C. E. Sweatt, Shift Commander

Third Shift Traffic is comprised of one Lieutenant, one Sergeant, two Specialists and 12 Police Officers First Class. The lieutenant and sergeant are responsible for the overall operation of the shift. The specialists are primarily responsible for follow up investigations, fatal accident and hit and run accident investigations. The police officers first class are assigned primarily to traffic enforcement and control.

During 1978 the lieutenant and sergeant attended meetings and were responsible for supervising the traffic control for the Lilac Armed Forces Torchlight Parade. This consisted of eight supervisors and 111 other officers including 11 police reservists. Third Shift Traffic also supervised the traffic control for two football games played by WSU at Albi Stadium; more than 80 officers were assigned to each event. One fixed wing aircraft, with the lieutenant aboard as observer, was utilized for assisting in overall traffic movement and control.

The shift sergeant attended the breathalyzer school presented by WSP Academy. The sergeant is now used as an expert on the breathalyzer, making necessary repairs and instructing other officers in the operation of the machine. Third Shift Traffic has one officer instructing in physical education/self defense/control techniques at the academy. We have two officers instructing in the EVOC course through the academy and other officers instructing for both regular and reserve academy classes. One officer attended accident investigation school at WSP Academy at Shelton. All officers attended a first aid class on poisons and narcotics. One officer attended a Youth Alternatives seminar in Portland, Oregon.

Two officers were involved with Reverend Hamp's Youth Camp.

Third Shift Traffic also assisted in traffic control for road races (track and field), Junior Lilac Parade, University of Washington pep rally downtown, emphasis patrol in downtown.

Two officers were assigned to Patrol for one mark up.

The department acquired new type radar sets through Washington State Traffic Safety Commission and the sergeant attended a class on their operation and accepted them on behalf of the Spokane Police Department. Third Shift Traffic, as a part of a combined force in excess of 200 officers from Spokane Police, Spokane County Sheriff, Washington State Patrol and various federal agencies, assisted in the traffic and crowd control for the safe visit of President Carter.

INVESTIGATIVE DIVISION

CAPTAIN R. R. OLBERDING, DIVISION COMMANDER

Lt. L. G. Cumming - Shift Commander, Young Peoples Bureau
Lt. F. W. Fait - Shift Commander, Detective Bureau
Lt. G. D. McGougan - Shift Commander, Detective Bureau

The Investigative Division of the Spokane Police Department is comprised of:

- 1 - Captain (Division Commander)
- 3 - Lieutenants (Shift Commanders)
- 5 - Sergeants (Supervisors)
- 37 - Detectives (Field Investigators)
- 2 - Policewomen (Field Investigators)
- 1 - Safety Education Officer
- 5 - Stenographers

There are two Bureaus in the Division: the Detective Bureau and the Young Peoples Bureau. A lieutenant is in charge of each shift. Sergeants supervise the activities of the investigators and fill in for the lieutenants when they are gone.

The Investigative Division operates seven days a week, and is open from 7:00 a.m. to 11:00 p.m. Between 11:00 p.m. and 7:00 a.m., investigators are called out for serious crimes.

Detectives are assigned to either general or special details in each Bureau. The assigned case load that each investigator carries does not include time spent assisting other law enforcement agencies, extradition and transportation of prisoners picked up in other jurisdictions, court time and pretrial work for the Prosecutor's Office, and time spent assisting persons who walk into the department requesting advice and assistance.

DETECTIVE BUREAU

General Detective Bureau

- 2 - Sergeants
- 16 - Detectives
- 1 - Polygraph Operator
- 1 - Stenographer

The General Detective Detail investigates cases involving robbery, homicide, assaults, thefts, arson and all other types of cases not handled by special details. In 1978, 2,803 cases were assigned for investigation, for an average case load of 175 cases per investigator. Of the 2,803 cases assigned, 966 were felonies and 1837 were misdemeanors. In addition, one detective spends approximately two hours per day handling pawn shop reports and pistol purchase reports.

Burglary Detail

- 1 - Sergeant
- 6 - Detectives
- 1 - Stenographer

The Burglary Detail is responsible for the investigation of commercial and residential burglaries, and is the busiest detail in the investigative division. All cases handled by this detail are felonies.

There were 2,530 house burglaries and 954 commercial burglaries, for a total of 3,484 reported burglaries in 1978. Of these, 1,398 house burglaries and 704 commercial burglaries were assigned for follow up investigation. The case load for commercial burglaries was 352 per investigator, and averaged 349 per investigator for residential burglaries.

All outside pawn shop checking is handled by the burglary detectives. They also followed up 40 NCIC hits regarding stolen property pawned in Spokane.

Check Detail and Auto Theft Detail

- 1 - Sergeant
- 6 - Detectives
- 2 - Stenographers

These two details are supervised by one sergeant. Each detail has three detectives and a stenographer assigned to it.

Check Detail

This detail handles all bad check cases, credit card thefts, and forgeries. One detective specializes in bunco and fraud investigation, and another in handwriting analysis. There were 574 cases assigned for investigation, resulting in an average of 191 cases per investigator.

Auto Theft Detail

The auto theft detectives handle all auto theft cases and also investigate cases involving theft of component parts of vehicles. In addition, they inspect wrecking yards, tow trucks, hulk haulers, and issue hulk hauling permits. There were 1,071 vehicles reported stolen in 1978. Of these, 445 cases were assigned for further investigation resulting in an average case load of 148 cases per investigator. The assigned reports involved 364 felonies and 71 misdemeanors.

YOUNG PEOPLE'S BUREAU

- 1 - Lieutenant
- 1 - Sergeant
- 8 - Detectives
- 2 - Policewomen
- 1 - Safety Education Officer
- 1 - Stenographer

The Young People's Bureau handles cases involving persons under the age of 18, both victims of crime and perpetrators of criminal activity. The bureau is open from 8:00 a.m. to 6:00 p.m. Monday through Friday, and from 8:00 a.m. to 4:00 p.m. on Saturday.

The Young People's Bureau works closely with the Juvenile Court and social service agencies. One need only look at the increased number of agencies created in the past years which provide services to youths to see how the demands by these agencies for support services and education has increased the workload of the Young People's Bureau.

The lieutenant and sergeant assigned to this unit serve on the advisory boards of many of the social agencies. To name a few: S.C.A.N., Youth Alternatives, Spokane Area Youth Committee, as well as monthly meetings with Juvenile Court and the Retail Merchants Association.

School District 81 has two security officers who daily coordinate activities with the Young People's Bureau. Those cases that require a detective to assist are not reflected in the caseload by the Bureau.

The "basic juvenile court act" - House Bill 371 - was implemented on July 1, 1978, and after six months of operation with the Act, some changes were recommended to our legislators for change. House Bill 371 did create additional time-consuming paperwork for all bureaus and divisions within the police department.

The Young People's Bureau investigated 1834 cases in 1978; 292 cases were felonies and 1542 were misdemeanors. Most of the felonies were cases involving some type of sex crime. There were 206 reported cases of Rape, Attempted Rape, and Statutory Rape for all of Spokane County and the City of Spokane. The city of Spokane had 136 of these reported cases. Of the 136 reported Rape, Attempted Rape, and Statutory Rape cases for 1978 in Spokane, the Young People's Bureau investigated 95 of these cases plus 69 felony Indecent Liberties cases involving young people. In addition, there were 88 cases investigated for Public Indecency.

There were 612 cases referred from Child Protective Services wherein some type of police action was necessary. There were 1292 cases of runaways handled by the detectives of the Young People's Bureau either in person or by phone.

No records are being kept of cases referred to the Young People's Bureau by other social agencies such as: Community Mental Health, Rape Crisis, Foster Care, Lutheran Family Services, et cetera.

The caseload in the Young People's Bureau has increased an average of 10% on overall crimes, and 10% on all felonies for the year of 1978. Each detective had an average caseload of 373.8 cases per man for the year of 1978.

The Safety Education Office presented a total of 255 safety programs during the calendar year. This includes 106 "Safety Santa" programs which took place during the month of December, at which time the full time Safety Education Officer was supplemented by one additional police officer and one police aide from the Community Relations Office. This is a city wide safety program for grades kindergarten through the second grade, in which pedestrian and wintertime safety are emphasized by a person to whom the children pay 100 per cent attention--Santa Claus. The other safety programs were mainly at the elementary school level and included: school patrol meetings, school patrol award and installation assemblies, pedestrian safety programs, bicycle safety presentations, inspections, registrations, and skills courses.

In cooperation with School District 81, Bicycle Safety Week was conducted March 27 through April 1. Special events that were coordinated for City of Spokane school patrol members were: Spokane Indians School Patrol Appreciation Night, the Shrine Circus, the Spokane Police Guild, American Continental Circus, and the Outstanding Patrol Member of the Year luncheon.

New handouts compiled during the year to be given out at schools and to the general public include: Bicycle Skills courses, Safe Walkers Club pamphlets, Bicycle Drivers guides, and special certificates for participation in bicycle skills courses and for outstanding school patrol members.

Dorsey Bus Company and school officials reported a total of 402 school patrol or school bus related motor vehicle traffic violations to this office for follow-up investigation. This is an increase of 121 per cent over the number of complaints received the previous year. It is estimated that 90 per cent of these incidents concerned motor vehicle violations of the school bus laws. In an endeavor to make motorists more conscious of school buses and school patrols, with the help of KXLY TV, KSPS TV, Cox Cable TV, Spokane Community Video and School District 81, several public service announcements were made for use on television. KSPQ Radio also assisted by making several public service announcements for use on radio stations.

Independent Insurance Agents and Brokers of Spokane funded the "Safety Santa" program and miscellaneous costs incurred in provided numerous bicycle safety materials. Spokane

area Lions Clubs donated \$750 worth of school patrol vests, flag staffs and flags to be distributed to city schools. The AAA (Inland Automobile Association) furnished school patrol badges and miscellaneous printed materials for the school patrols.

The newest school to start a school safety patrol is Northwest Christian, which received assistance in establishing a school patrol location at Central and Walnut to safeguard their crossing. With this addition we now have 42 elementary schools within the city that have school patrols.

ALVIN UNIT

Lt. J. N. McGougan, Commander

Following is a brief synopsis of activities of the Administrative Vice/Intelligence/Narcotics Unit of the Spokane Police Department during the year 1978.

Vice - 1 Sergeant, 4 Detectives

Vice detectives are responsible for overall control of prostitution, enforcement of legalized gambling and illegal gambling activities in the city. They also got involved with more traditional crime investigation due to placement of undercover civilians and police reserve personnel. We had a good year in that eight pimps were arrested and convicted, and two more people were arrested for promoting prostitution in relation to a sauna-massage investigation conducted jointly with the Sheriff's Department. From that investigation 29 females were arrested for prostitution and various license violations, totaling 54 charges. Pending adjudication of these charges we hope that six sauna businesses in the city will be closed.

Vice Arrests	162	Males Arrested	104
Non-vice Arrests	143	Females Arrested	267
Felonies	66	Juveniles	36

Also to be included in vice activity was the arrest of 21 drug pushers, made possible by the work of an undercover police reserve. The same reserve was one of the two-man team which did a fine job in the sauna-massage investigation.

Intelligence - 1 Detective

The intelligence detective is a key figure in the department's efforts in quashing criminal activity. He collects data from all sources, inter-and intra-department, analyzes and disseminates it to all or various units depending on the need for the information. This detective also handled an in-depth probe of organized bookmaking, and worked closely with the prosecutor's office during a judicial inquiry which resulted in the arrest of two bookmakers. Intelligence also thwarted attempts on two occasions by organized crime figures to open business in Spokane.

Narcotics - 1 Sergeant, 4 Detectives, 1 Police Officer

The drug unit changed its target from street dealer to supplier/wholesale during 1978. This effort resulted in arrests of 27 people who were responsible for importation of over half a million dollars in illicit drugs which we seized. Currently we are working in conjunction with the Sheriff's Office and the Drug Enforcement Administration in what is, so far, a successful infiltration of one of the largest drug rings we have encountered. This ring, when eventually negated, should result in arrest of one ring leader, seven of his wholesalers, and from 25 to 30 street dealers.

Since the new juvenile law came into effect in July, the office detective has processed eleven felony cases and it appears this will continue to increase. He also processed six prescription frauds and did follow-up on 71 patrol arrests. The unit executed nine search warrants. We initiated 49 cases on supplier/wholesalers which resulted in the 27 arrests, two turned over to the Sheriff's Office, and 20 cases pending with the principal still at large.

SPOKANE POLICE ACADEMY

Lt. B. G. Ferguson, Commander

This report is prepared in seven parts: part one - breakdown of academic training, part two - range activities, part three - repairs and improvements to the academy, part four - breakdown of academic changes, part five - income generated, part six - roll call training, and part seven - breakdown of training activities.

I. ACADEMIC TRAINING: The following is a list of academic training classes originated or coordinated by the Academy during 1978:

1. Basic Law Enforcement Training: The 170th session of the Washington State Criminal Justice Training Commission Academy was held from January 9 through March 24, 1978. Training commenced with 25 students, including five deputies from the Spokane County Sheriff's Office, and one from the Spokane City Fire Department. The remaining officers were from agencies within Eastern Washington. Three officers were not able to meet the academic standards and thus did not graduate. They were, however, able to monitor the Academy.

Graduation was held in the Washington Water Power Auditorium.
2. Basic Law Enforcement Training: The 176th session of the Washington State Criminal Justice Training Commission Academy was held from April 3 through June 16, 1978. Training started with 25 students. However, shortly after starting, one student decided to withdraw for personal reasons. Two deputies from the Spokane County Sheriff's Office attended along with 22 from the Eastern Washington area.

Graduation was held at the Washington Water Power Auditorium.
3. Basic Law Enforcement Training: The 182nd session of the Washington Criminal Justice Training Commission Academy was held from September 13 through December 1, 1978. Classes commenced with 23 officers; nine from the Spokane County Sheriff's Office and the remaining 14 from the Eastern Washington area. One deputy from the Spokane County Sheriff's Office was terminated by his department on November 22, and the class graduated with 22 students. One female officer attended this session from the Pullman Police Services.

Graduation was held at the campus of the Spokane Falls Community College.
4. In-Service Control Techniques School: In February, 1978, a one-hour and 15-minute In-Service control techniques school was held for 70 officers of the Spokane Police Department. Training was held after roll calls on Friday in the County/City Training and Briefing Room. Training was conducted by PFC's Braun and Meenach.
5. Regional Breathalyzer Training: On July 17 and 18, 1978, a 16-hour breathalyzer school was held at the Academy. Fifteen officers attended the second day 8-hour refresher. Nine officers from the Spokane Police Department attended. Training was conducted by PFC's Ostendorf and Freyer.
6. Regional Breathalyzer Training: On July 20 and 21, 1978, another breathalyzer school was held at the Academy. During this session 10 officers attended the 16-hour, two-day session and three officers attended the second day 8-hour refresher. Seven officers from the Spokane Police Department were in attendance. The remaining officers were from local police agencies. Instruction was conducted by Captain Allen and PFC Freyer.

7. Local Breathalyzer Retraining: On August 8, 1978, an 8-hour refresher school was held for Spokane Police officers. Seven officers attended this training conducted by Sgt. J. Moore, PFC's Ostendorf and Freyer.
8. Local Retraining (In-Service): On December 6, 1978, PFC Braun conducted an 8-hour refresher course for two officers from the Spokane Police Department. The course covered proper arrest, search and seizure techniques, come-along-holds, proper handcuffing, etc. Session held at Spokane Community College Gym.
9. Local Training for Humane Society: In December, 1978, Sgt. Freeman conducted a three-hour session that was held for the Spokane Humane Society to acquaint the enforcement officers with city ordinances dealing with animal enforcement. Some sections of the R.C.W. were also covered as well as public relations.
10. First Aid: During 1978 four different sessions of First Aid training (extraction, wounds, emergency child birth, poisoning drugs and their abuse) were given to department officers. There were 160 officers attending this training. Training was held at three different times for each shift, two of which traffic officers attended. Video tapes were made of presentations by doctors, nurses, and other volunteers who could not be able to attend all the sessions. This allowed instructor hours to be maintained at a minimum. Program was coordinated by PFC Weir, Police Academy.

Note: There is one session of First Aid training remaining: sudden illness which should be completed shortly after our current In-Service program terminates on March 9, 1979.

11. Police Reserve Basic Training: From October 10 through December 21, 1978, a 128-hour Basic Law Enforcement program was held at the Spokane Police Academy during the evening hours. Fourteen police reserve officers attended these sessions. One student not being able to qualify with the firearm was not allowed to graduate. Of the 128 hours of instruction, 30 hours were devoted to firearms training. Firearms training was held at the police pistol range on Sunday morning.

II. RANGE ACTIVITIES: The following is a list of firearms training and other related range activities conducted by the firearms training section of the Spokane Police Academy.

1. Basic Firearms Instruction: This was conducted for the 170th session of the Basic Law Enforcement Training. Forty hours of instruction were given.
2. Basic Firearms Instruction: This was conducted for the 176th session of Basic Law Enforcement Training. Forty hours of instruction were given.
3. Basic Firearms Instruction: This was conducted for the 182nd session of Basic Law Enforcement Training. Forty hours of instruction were given.
4. Basic Firearms Police Reserves: A 30-hour police firearms training course was given to the new police reserves officers. A total of 14 students attended the school.
5. Basic Firearms: Conducted for Spokane Community College students, seven students attended the training held from April through June. Twenty-seven hours of instruction were given and approximately 21,000 bullets were loaded and used.
6. In-Service Firearms Training: This training was conducted for regular members of the department and the police reserves on two occasions during 1978. Training consisted of the regular course of fire; the national police course, and the close combat course. Qualifications were conducted during a three-week

period. Each session was on the following schedule:

- 1st Shift - 0530 - Wednesday and Friday
- 2nd Shift - 0900 - Wednesday, Thursday and Friday
- 3rd Shift - 1630 - Wednesday and Friday

Note: An approximate total of 533,000 bullets were loaded and used for the firearms training listed above.

7. During August 12 and 13, a Northwest Regional Pistol Match was held at the Academy Range facilities. Approximately 100 shooters attended from throughout the United States.

BREAKDOWN OF AGENCIES USING FIRING RANGE

<u>AGENCY NAME</u>	<u>NUMBER OF SESSIONS</u>	<u>HOURS USED</u>
Alcohol Tobacco Firearms (ATF)	1	3
Airport Security Police	2	7
Burlington Northern Railroad Security	1	4
Cheney Police Department	2	11
Drug Enforcement Agency	1	2
Eastern Washington State University	1	8
Federal Bureau of Investigation	3	6
Federal Protective Services	2	4
Naval Reserve	1	1
Spokane County Sheriff's Office	20	57
Secret Service	3	8
Spokane Police Department Reserves	6	9
United States Air Force	8	44
United States Marshall	4	18
Washington Air National Guard	3	14
Washington Army Guard	1	8
Washington Chiefs and Sheriffs	1	2
Washington State Campus Police	10	80
Washington State Game	1	6
Washington State Liquor Board	1	3
Washington State Patrol	9	21
Wellpinit Indian Police	<u>1</u>	<u>3</u>
TOTAL 22 Agencies	82	319

III. REPAIRS AND IMPROVEMENTS TO THE ACADEMY FACILITIES AND GROUNDS: The following list details these improvements and/or repairs:

1. Asphalt was removed from the 25-yard line on the pistol range and cement was installed. Cement was also installed at the 15-yard line and the walkway from the 50-yard line to the 7-yard line.
2. Twenty-five new 4 x 4 shooting barricades were made for the 25-yard line. These added a much-needed shooting support.
3. Concrete was poured in an area 10 x 19 feet and a metal building was installed for additional storage space.
4. The bullet impact area was mined and repaired.

5. Repair of the safety barricade: Due to an increase in range activities, it became necessary to replace portions of the wooden barrier that protects the target frames and turning apparatus. This was accomplished by reinforcing certain areas of the barricade where it was getting the most damage from bullets fired by the shooters. There were 2 x 10's used for this reinforcement.
6. Trees on Academy grounds were trimmed.
7. A new screen door was installed on the main door of the Academy office.

IV. ACADEMIC CHANGES: The following are the changes which were made in the basic Academy 11-week schedule:

1. Two hours of Gambling were added.
2. Two hours of Ethics were removed to make room for Gambling.
3. The 16-hour Breathalyzer course was reduced to a four-hour Driving While Intoxicated block. Basic Breathalyzer cards are no longer issued during the basic Academy.
4. The 10 hours of First Aid were increased to 22 hours and is currently taught by the Washington State Department of Labor & Industry (a change from the American Red Cross) Advanced First Aid cards are now issued as opposed to the past when basic cards were issued.
5. The ride-along program where-in Academy students rode with both city and county officers during the evening was eliminated.
6. Physical Training was changed. It is no longer a requirement for the student to run a mile in eight minutes, do 25 push-ups, 25 sit-ups and 30 squats. These are now used as conditional exercises for three obstacle-type courses used. Physical Training is no longer a graded area, but rather a Pass/Fail class.
7. Patrol procedures was increased from 70 hours to 82 hours with the 12 hours added to the First Aid block.
8. Traffic Law was reduced from 36 to 24 hours with the deletion of 12 hours of Breathalyzer.
9. With the additional aid of two officers we were able to reduce our Night Patrol Problems from six or seven to four or five depending on class size.

V. INCOME GENERATED BY THE ACADEMY: During the past year the Academy performed training by contract for two separate agencies, the Washington State Criminal Justice Training Commission and Spokane Community College.

In the following chart the amounts will be graphically portrayed, showing the agency, training conducted, and the amount of income generated. The income generated was directed to the General Fund of the City of Spokane, to be used at the direction of the City Government.

INCOME GENERATED BY THE ACADEMY

<u>AGENCY</u>	<u>TRAINING CONDUCTED</u>	<u>AMOUNT RECEIVED</u>
W.S.C.J.T.C.	3 Sessions - Basic Law Enforcement	\$37,911.30
Spokane Community College	Basic Firearms and Other Training	<u>4,000.00</u>
TOTAL RECEIVED		\$41,911.30

VI. ROLL CALL TRAINING: During the year, 1978, there were 20 Training Memorandums published by the Police Academy for discussion at Roll Call by shift commanders.

One Training Bulletin was published during the year, 1978.

VII. BREAKDOWN OF TRAINING ACTIVITIES IN 1978

<u>SCHOOL</u>	<u>STUDENTS</u>	<u>SFD</u>	<u>OTHER</u>	<u>STUDENT HOURS</u>	<u>INSTRUCTOR HOURS</u>
170th Basic Law Enforcement	25	0	25	11,650	466
176th Basic Law Enforcement	25 ¹	0	25	11,567	466
182nd Basic Law Enforcement	23 ²	0	23	10,678	466
In-Service Arrest Techniques School	70	70	--	87.5	11.25 ⁴
Regional Breathalyzer School	30 ³	16	14	440	32
Local Breathalyzer Retraining	7	7	--	56	8
Local In-Service Retraining	2	2	0	16	8
Local Training for Humane Society	7	--	7	21	3
First Aid Training	160	160	0	1,920	12
Police Reserves (128 hours)	14	14	--	1,792	128
Basic Firearms (SCC)	7	--	7	189	27
Firearm Training (In-Service)	<u>566⁵</u>	<u>564</u>	<u>2⁶</u>	<u>849</u>	<u>21</u>
TOTALS	936	833	103	39,265.5	1,648.25

1 Started with 25, within two weeks, one quit

2 Started with 23, one week to graduate, one was terminated

3 Two Schools - 25 for 16 hours, five for 8 hours

4 Nine, 75-minute sessions

5 Two Sessions

6 Fire Department

PLANNING AND RESEARCH

Lt. R. A. Jorgenson, Commander

The Planning and Research Office continued to participate in many and varied activities in 1978.

The CRIME CHECK program remained active during 1978 with 61 citizens receiving commendation letters from the Chief of Police and three citizens receiving the prestigious Concerned Citizen award. All of these awards and letters were based upon recommendations from field officers. Additionally, the Planning and Research Director served on the CRIME CHECK Board of Directors, which consists of local business leaders interested in law enforcement and concerned with promoting more effective law enforcement in our community.

The following grants were administered: Commercial Burglary Prevention, Robbery Reduction, Crime Liaison Officer, Litter Control, and Driving While Intoxicated (DWI) Countermeasure. Burglary Prevention, Robbery Reduction and Crime Liaison Officer are described in the Crime Prevention report. The Litter Control program is in conjunction with the Department of Ecology and allows one officer to be assigned to the problem of litter control. This officer reports directly to the second shift patrol bureau commander. DWI Countermeasure was a program sponsored by the Washington State Traffic Safety Commission as an effort to deal with the drinking driver problem.

New grants were prepared for projects involving a Family Assistance Team to address the problem of continuing family disturbances and the violence that frequently accompanies domestic disturbances. This grant will be funded in 1979. Continuing grants will include the Crime Liaison Officer and the Robbery Reduction project.

The Director of Planning and Research attended the FBI National Academy from October through December at Quantico, Virginia.

Other activities included:

1. Employee selection interviews
2. Instruction at the Police Academy
3. False alarm ordinance implementation
4. Continued supervision of the Crime Prevention Unit
5. Continued duties as legal Liaison Officer

CRIME PREVENTION OFFICE

Lt. R. A. Jorgenson, Commander

The Crime Prevention Office is supervised by the Lieutenant in the Planning and Research Office. It is staffed with five police personnel: one Sergeant, one Specialist, two patrolmen 1st class and one patrolman. Also a clerk who is funded through the C.E.T.A. program.

The main objective of the office is to reduce crime through public education. An attempt is made to have the public reduce the opportunity of becoming a victim of a crime. This is done by introducing them to simple safeguards to be used to protect their lives and property before they become victims.

In 1978 three projects were funded with Federal monies: (1) Commercial Burglary Prevention Team, (2) Police Robbery Reduction, and (3) Crime Liaison Officer.

The Commercial Burglary Prevention Team of two officers completed 327 security surveys of local businesses. These surveys were to advise the businessman of ways to improve the security of their business. There were 102 radio and television programs aired, aimed toward public education in crime prevention methods. These ranged from 30-second spot announcements to 30-minute programs. Local readerboards, magazines and newspapers were used for publicizing crime and burglary preventive information. The team was involved in several public crime prevention demonstrations. These ranged in length from one day to nine days. A total of 103 speaking engagements were given by the team.

The Police Robbery Reduction project involves the installing of alarms and cameras in high risk robbery locations. These units are relocated to other locations as dictated by the detectives office. The specialist involved in this project is responsible for the installing and relocating of the alarms and cameras, for the ordering of equipment, and for their maintenance. He responded to all alarms from this system which resulted in 65 call backs. The installation of the alarms and cameras resulted in the arrest of six holdup suspects and the clearing of 23 holdups. It contributed to the arrest of rape, burglary and homicide suspects. These results were accomplished even though there was considerable down-time of the system because of two lightning strikes which disabled the equipment for varying lengths of time.

The Crime Liaison Officer Project involves one police officer working with another federally funded project, in conjunction with the Y.M.C.A. called Block Watch. The Block Watch concept involves organizing neighborhoods in a block by block basis in order to prevent crime, by providing three basic services: (1) Operation I.D., (2) Home Security Evaluations, and (3) organizing the blocks into a crime prevention unit. The Crime Liaison Officer provides crime prevention training to the block organizers and provides information on crime trends and statistical analysis. He is available to the Block Watch staff to answer any police related questions which might arise from the blocks. The Crime Liaison Officer was involved in 79 speaking engagements to various groups, participated in public information booths at the Interstate Fair, the "Show Me How" Fair and Hillyard Days. He made it possible for senior citizens to obtain security hardware at a reduced rate. He obtained information from the American Association of Retired Persons to develop a training curriculum for police officers.

In 1978 a false alarm ordinance was enacted. It became the duty of the Crime Prevention Office to enforce and monitor this ordinance.

The Crime Prevention Office works closely with the Crime Prevention Office of the Sheriff's Department and also with other police departments in the Inland Empire.

POLICE/COMMUNITY RELATIONS OFFICE

Lt. L. G. Howerton, Commander
Police Officer 1/c F. R. Mielke

The police/community relations program basically is to break down communication barriers between people who feel they are not protected or represented in our institutions of authority, then try to identify the causes of these problems. If we can identify the cause, then we try to bring about changes to set aside these fears.

The Community Relations Office in 1978 was staffed by one lieutenant and one police officer first class. The policy is being continued of going out into the city to work with various individuals and groups. We have retained contact with neighborhood centers, youth centers, various ethnic groups, and a number of community service organizations dealing with drug and alcohol rehabilitation, health and welfare, etc.

Community Relations officers have addressed the problems of individuals and their families in case of arrest and/or confinement, helping them to understand the steps to be taken to comply with the law or how to obtain assistance where needed.

A police chaplain program was developed on a volunteer basis with one chaplain on call to assist police in delivering death messages and other crisis situations. The chaplains were also available for counseling officers and their families. Plans are now afoot and it is hoped that with the cooperation of local service organizations a full time paid chaplain may be retained, funding supplied through donations from the community.

Two trainees, one male, one female, both from minority racial backgrounds, were working with the department under grant funding; and received training and experience in many phases of police work. It was hoped they would become qualified to pass the police entrance exam and become commissioned police officers of this department. Both took the entrance exam in June but both failed in the selection process and are no longer in the program.

The Community Relations office had over 500 contacts in 1978 with individuals, groups and organizations. The unit continues to try to establish better communications and to try to deal with people problems, among neighbors, family members, with the police and/or the "system".

SERVICES DIVISION

CAPTAIN JOHN D. CARTER, DIVISION COMMANDER

RECORDS

Specialist R. T. Colella

The combined Police-Sheriff Records section employs sixteen civilians and two commissioned officers. Eight clerks work the second shift. A Statistician and a Duplicating Machine Operator are included in this number. Seven terminal operators work covering the 24 hours and seven days of the week for all on-line input into the computer.

In 1978 there were 68,702 reports processed through the records section. In addition, to the arrest reports and other related information from arrests by the Washington State Patrol, documents submitted by other law enforcement agencies of this area, all tickets and related paper work submitted by the Sheriff and Police Departments, copy work is done for the Courts and outside agencies dealing with persons in the law enforcement system. Volume of the handle was up 5.2% on the year.

No new equipment was added to the section during the year, however, the entire program was analyzed and evaluated to determine the manner in which the space and personnel could be utilized to the greatest efficiency. A wall separating public access to the records section was constructed during the year in an attempt to keep unauthorized persons from our record files. Security has been increased during the year and an even closer control over the criminal history records has been a part of this year's effort due to new legislation.

Approximately 529,329 document copies were made in the Records section in 1978. Some restraints have been placed upon the utilization of the copy machines and as a result a reduction of 60,000 copies was achieved or about 10.2%. This represents a dollar amount in excess of \$3,100. Copies that have been furnished lawyers, insurance companies, etc., totaled for the combined city-county operation to \$27,722. This gives \$4,345 above the total for 1977, or an increase of 18.3%.

The Records section has cooperated with the YOUTH TRAINING FOR EMPLOYMENT program in a training situation for this past year. Several persons have had the opportunity to learn office skills or to improve on known skills in the office situation during their periods of training. Many of these have applied to the City of Spokane for employment upon graduation and in this manner some of those who we have had in the training have come back to employment with the City.

WARRANT SYSTEM

The Warrant System, as it exists at present, has been operational for approximately two years. The utilization of one person to index, enter into TIEPIN, enter to WACIC, and to settle and remove the want status from the system has proven to be of great value to the Police and Sheriff's Departments. A complete audit of the system has been completed during the year and this has produced a system with a minimum of problems. We hold 15,973 warrants on the TIEPIN files of which 547 are felony warrants. The greater number of warrants processed are traffic warrants and bench warrants. The TIEPIN warrant system interfaces to the Washington State and the National Crime Information systems.

"TIEPIN"

The changes and additions in 1978 to the program called "TIEPIN" (THE INLAND POLICE INFORMATION NETWORK) were many and varied. The interface with the Washington Crime Information Center (WCIC) and the National Crime Information Center (NCIC) of the Federal Bureau of Investigation still exists. Wanted persons, stolen vehicles, stolen articles, and other information is placed into these systems on an on-line basis. Inquiry to these systems from all of the law enforcement terminals, which are located in the Prosecuting Attorney's Office, Detective Offices of the Police and Sheriff, Radio room, Records and the Courts, make nationwide information immediately available to the Officers of the Department whether in the field or in the Public Safety building.

PROPERTY SECTION

Sgt. R. S. Goodson
Deputy D. K. Anderson

The Property section handled 9,481 entries to the Property book for the year 1978. This was both auto and property entries. The grouping of many articles on one property book number is encouraged and has been adopted as common practice this year. It has simplified the handling of many articles that are related and a reduction of the number of storage areas that have been necessary.

A new storage area has been provided at the rear of the bicycle warehouse for the storage of property and homicide evidence which might require unlimited storage time. It is in a semi-fireproofed area which is secured and accessible only to the property section staff. This greatly relieved our basement storage area and increased the security to the long term, high value, evidence.

The evidence drying room is equipped with an adjustable fan system which will allow for drying of wet or bloody items in a secure area. This area is available to the Patrol and Investigative Officers through their supervisors on a 24-hour basis. Short term refrigeration is available while long term storage in a freezer is provided by the Property room staff after evidence has been processed.

A system for the return of property, rather than hold it for extended periods of time, has been developed. In those cases where there is a large amount of evidence, the size of the evidence is a problem, or where it might create a hardship on the owner to be deprived of his property for a long period of time, the Property staff has been able to arrange for permission for photographs of the evidence to be taken and the articles released. The release of property to owners has reduced the number of complaints from persons deprived of their goods for long periods of time.

The Property room holds registrations on approximately 73,000 bicycles. This is an increase of 3,000 for the year. Nearly 40% of the bicycles received at the Property Room this last year were returned to their owners. The remainder were sold at auction. In 1978 there were five general auctions held by the Property Section. These grossed \$7,619 and an additional \$2,100 from the sale of guns to dealers increased the total sales to \$9,719 for the year.

LICENSE SECTION

Specialist R. Krick

The License section was moved into the Records section during 1978. This allowed for a more efficient handling of the monies collected by the section and also made the records check of individuals much more convenient. It allowed the section to become more streamlined in its operation and allowed the License Officer the opportunity to have additional help available from the Records people during rush periods of time.

A total of \$64,900 in fees from license relating to the General Ordinances was collected during the year. In addition 4,009 gun permits were issued with a dollar total of \$5,591.50 for the City of Spokane, \$4,497 for Spokane County, and \$6,721 for the State of Washington.

At midyear the City Council began work to revamp some of the licensing ordinances and it was determined that many of the previously issued licenses would be, in the future, under the control of the City Auditor's office.

PHOTOGRAPHIC SECTION

Specialist J. E. Manson

The photographic section officers respond to all calls for Identification, evidence gathering, fingerprint dusting, photographic evidence recording, and all other Identification duties at crime scenes and other situation and public relations photos in the City of Spokane and Spokane County, as requested. In addition to the duties for the City-County they also respond to calls from the Federal Bureau of Investigation, other state law enforcement agencies and calls from nearby cities and townships for evidence and identification duties.

The Identification section is a combined City-County operation. Within this is the photographic laboratory to which is assigned a Police Specialist. The officer working this assignment must be able to perform all of the functions of the Identification Officers and in addition perform his specialty, photography.

During the year 1978 the photographic section processed 35,980 black and white prints and made an additional 5,840 enlargements. There were 238 rolls of color film processed and 1,155 prints and enlargements made from them. Officers of this section were called out a total of 247 times; in addition, they responded to and provided a film record of 29 post mortems in black and white or color. There were 79 opportunities to provide service to other law enforcement agencies during 1978. There were 8,214 new mugshots taken and processed during the year 1978.

SPokane Police Reserve

Lt. J. E. Oien, Commander

The Spokane Police Reserve, established by City Ordinance in 1974, is composed of civilians working in a volunteer capacity to support the regular Police Department.

The Reserve is commanded by a Lieutenant of Police, and his staff consists of three advisors and four platoon leaders. At the beginning of the year, the Reserve Police numbered 51 persons. There were 17 resignations during the year. Three officers resigned to take full time employment with other law enforcement agencies. Two officers were hired by the Spokane County Sheriff's office, and one accepted the position of Chief of Police at Tonasket, Washington. After the annual recruiting and training, 15 officers were sworn in, bringing the total to 47 at year's end.

On April 30, Lt. L. G. Howerton was reassigned to head the Community Relations Office. Lt. J. E. Oien assumed command of the Reserve Police.

The total number of hours of Reserve Police activity for the year 1978 was 13,900. The following is a breakdown of the hours worked by Reserve Officers in the various divisions and shifts of the Department: PATROL DIVISION - First Shift, 744; Second Shift, 1,392; Third Shift, 2,664; DETECTIVE DIVISION - General Detective, 88; Young People's Bureau, 40; ADVIN, 3,481. Reserve Officers also volunteered to work at special events such as the Lilac Festival Armed Forces Day Parade (12 Officers), Bloomsday Run (six Officers), and the Jerry Lewis Telethon (three Officers).

Recruiting of new officers began on August 9 with 72 persons applying. Fifteen persons met the standards set for Reserve Officers, by passing the required tests and screening process, and entered the Police Academy on October 10. Of the 15, one withdrew to devote his time to obtain a pilot's license. The Academy instruction totaled 128 hours, and included marksmanship, physical conditioning, and classroom lectures. Graduation was held at the Public Safety Building on December 29, and all but two of the recruits were commissioned at that time. The two recruits not commissioned are members of the Armed Forces, and will be commissioned upon their discharge from the service. There is presently no eligibility list. Depending on the attrition in 1979, it is felt that recruiting will again be conducted in the fall of 1979.

Aside from the formal training of recruits, in-service training was conducted at the monthly business meetings for the benefit of the commissioned members. The areas of in-service training included a lecture of the Spokane County Coroner, outlining the duties and responsibilities of the office; practical applications in searching, handcuffing, and police control techniques; policy and procedure; and six sessions of patrol procedure.

In addition to the in-service training, Training Memorandums as well as Policy and Procedure changes and additions have been read and discussed at the monthly business and training meetings.

All Reserve Officers were required to attain a qualifying score at the two scheduled Department firearms qualification sessions.

OFFENSES & ARRESTS

ADULT

COST OF CRIME



SPOKANE POLICE DEPARTMENT
SPOKANE, WASHINGTON



CRIME INDEX COMPARATIVE

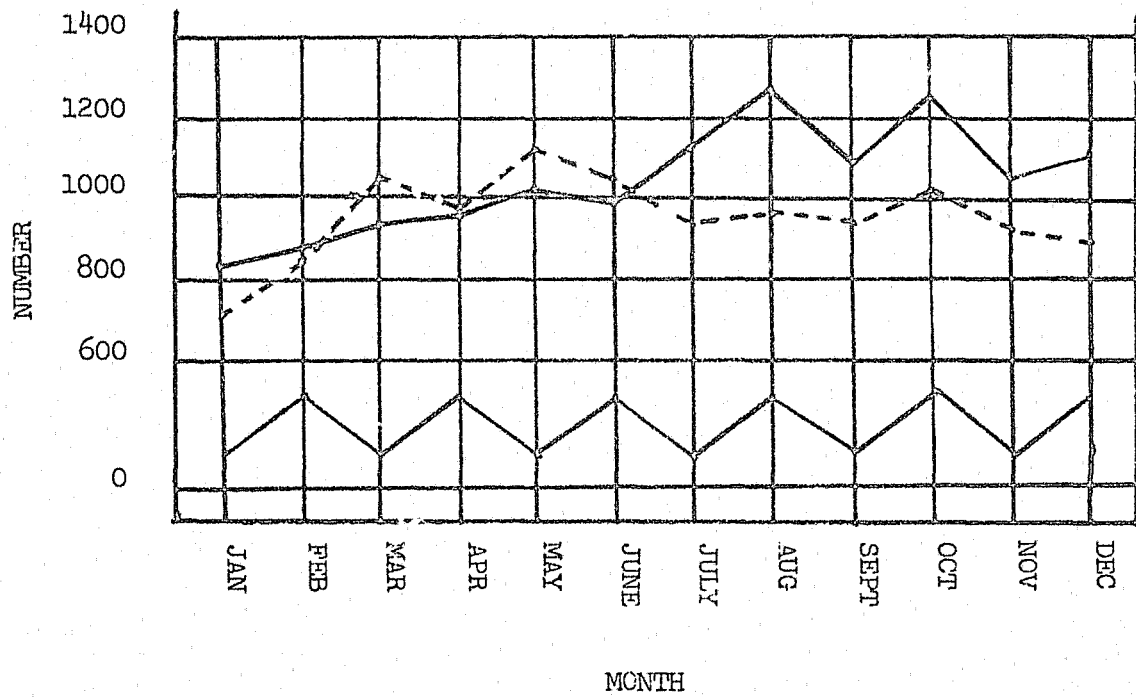
1978

	INCIDENTS REPORTED		% INCREASE OR DECREASE	
	1978	1977	REPORTS	SETTLES
MURDER & NON-NEGLIGENT HOMICIDE	11	9	+ 22%	
CASES Settled	10	7		+ 43%
% Cases Settled	90%	77%		
RAPE (FORCIBLE)	49	66	- 26%	
CASES Settled	22	25		- 12%
% Cases Settled	44%	37%		
ROBBERY	288	255	+ 13%	
CASES Settled	86	73		+ 18%
% Cases Settled	29%	28%		
AGGRAVATED ASSAULT	503	416	+ 21%	
CASES Settled	194	174		+ 11%
% Cases Settled	38%	41%		
BURGLARY	3015	2728	+ 11%	
CASES Settled	314	353		- 11%
% Cases Settled	10%	12%		
LARCENY	7833	7510	+ 4%	
CASES Settled	1764	1644		+ 7%
% Cases Settled	22%	21%		
MOTOR VEHICLE THEFT	883	629	+ 40%	
CASES Settled	132	129		+ 2%
% Cases Settled	14%	20%		
TOTALS	17,662	11,613	+ 8%	
CASES Settled	2522	2,405		+ 5%
% Cases Settled	20%	20%		

MAJOR CRIMES

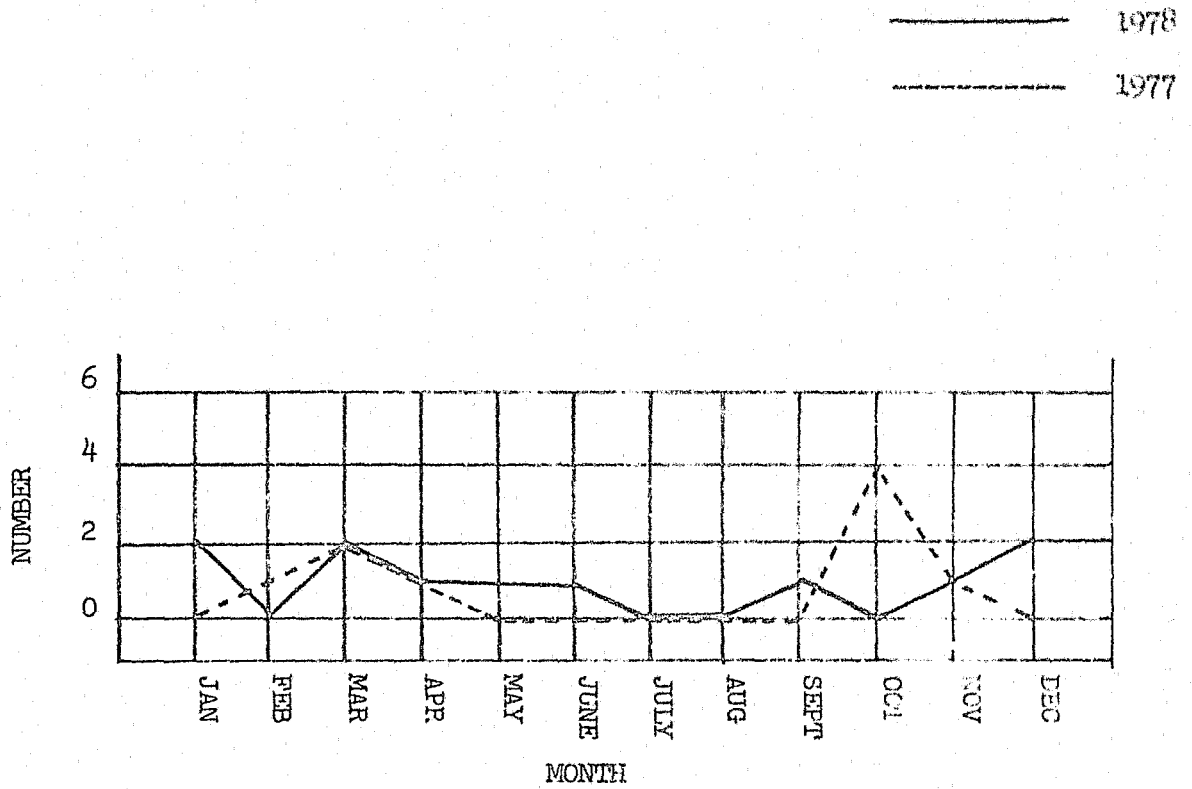
1978

1978
1977

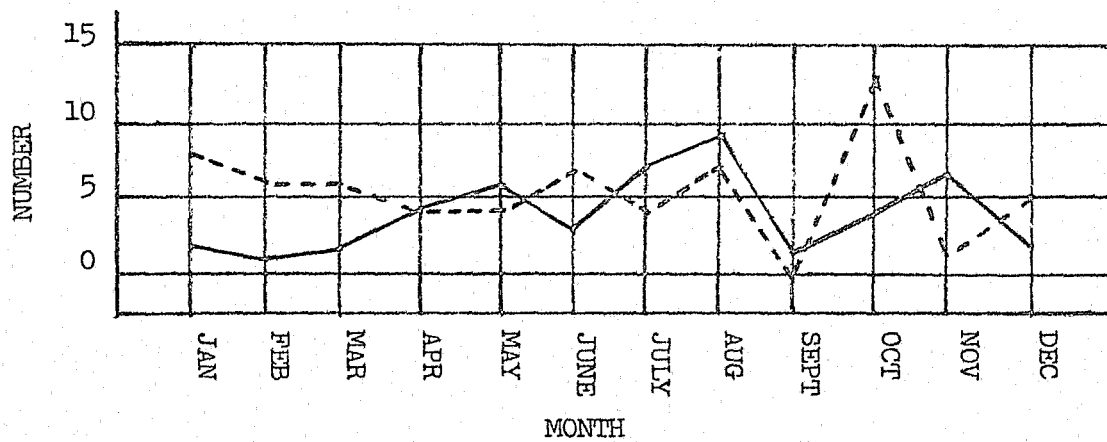


MURDER

1978

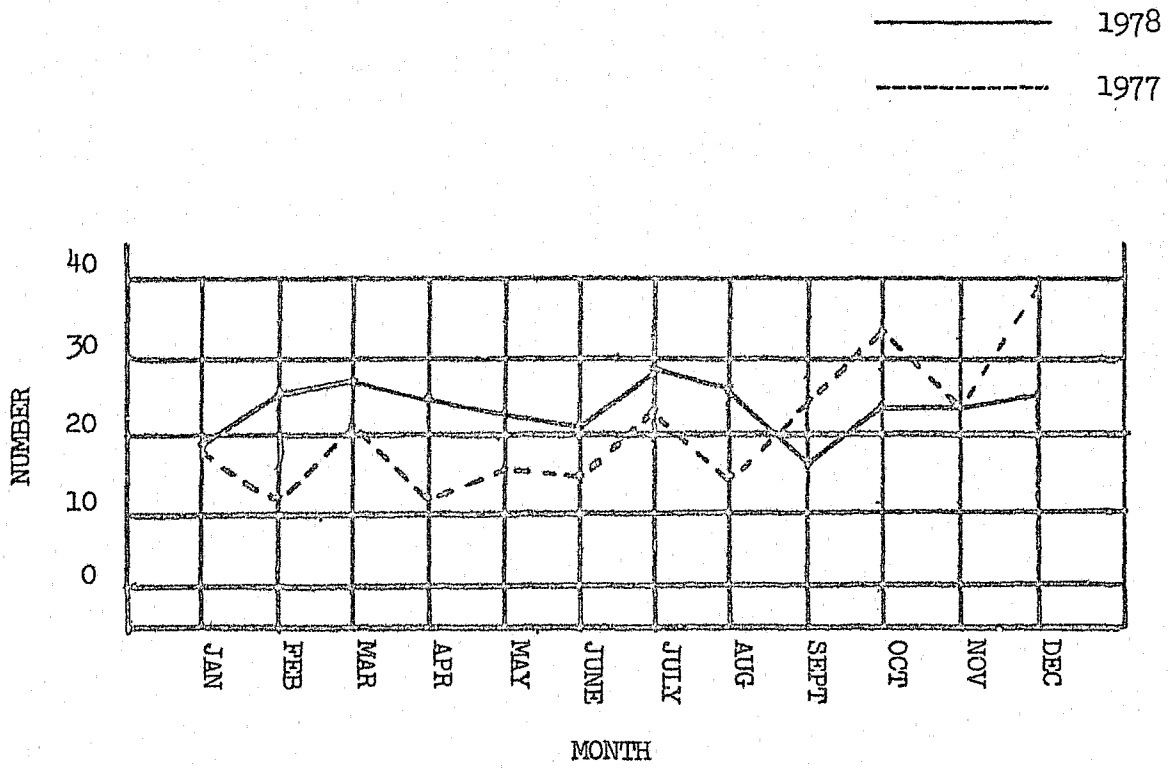


FORCIBLE RAPE

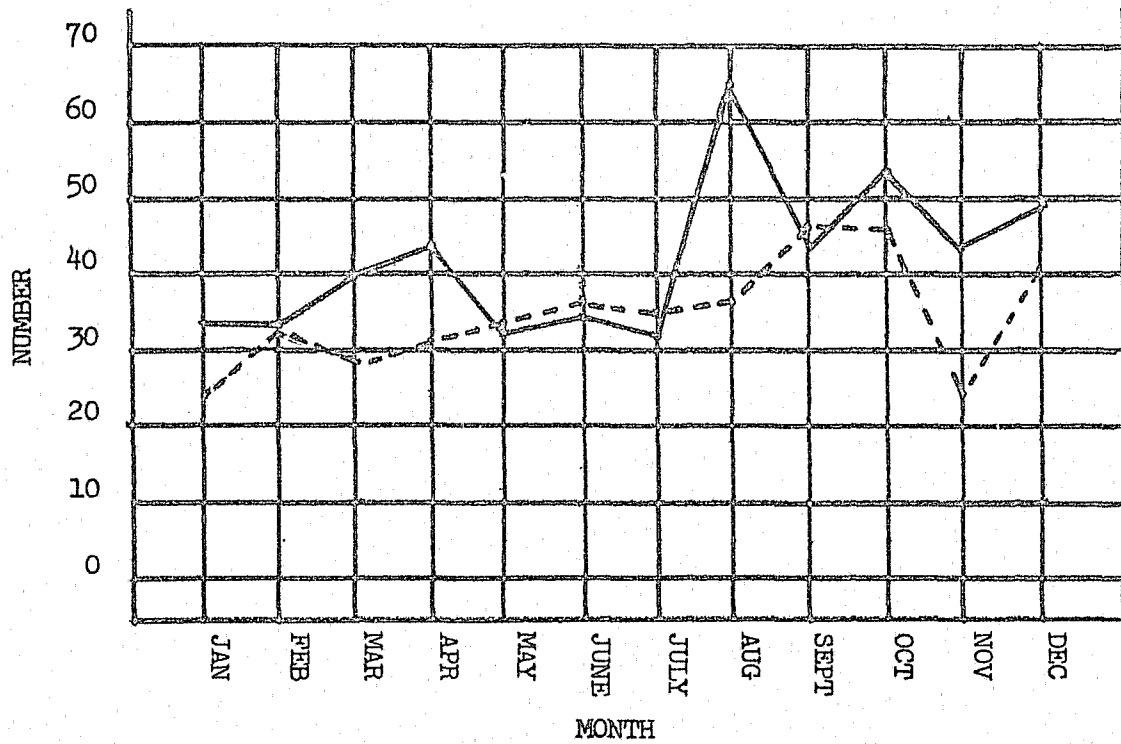


ROBBERY

1978



AGGRAVATED ASSAULT

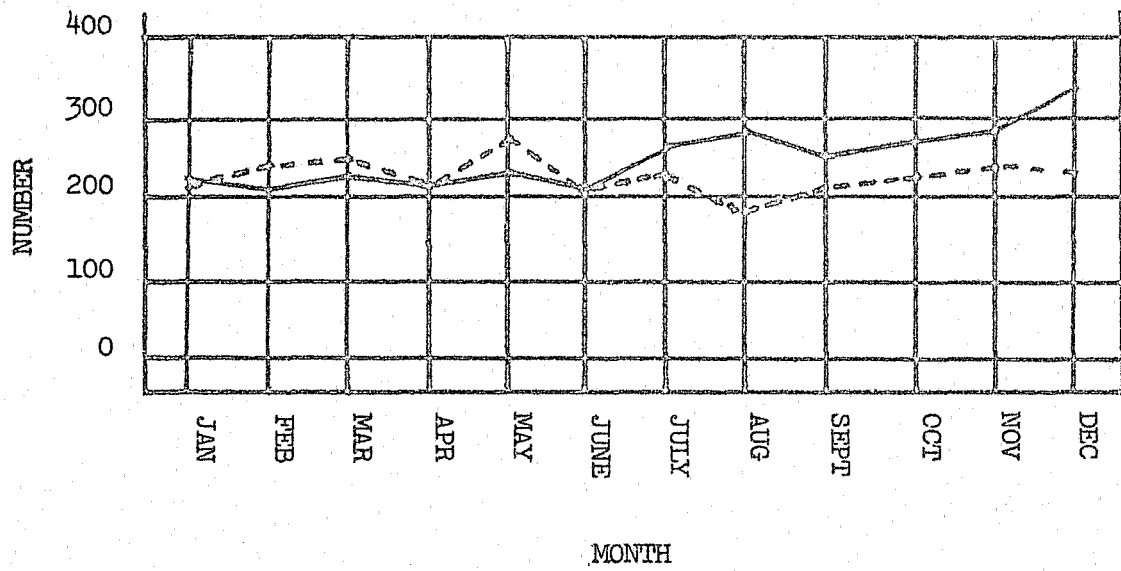


BURGLARY

1978

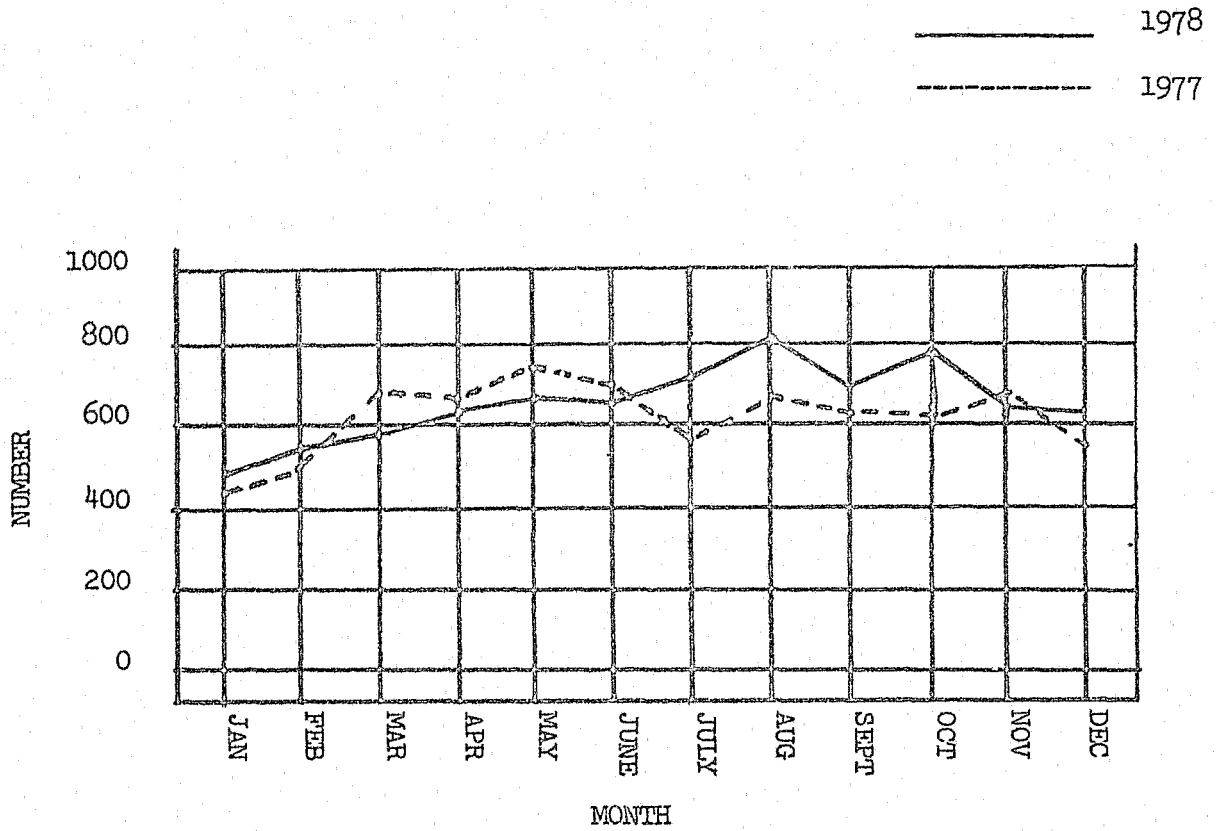
1978

1977

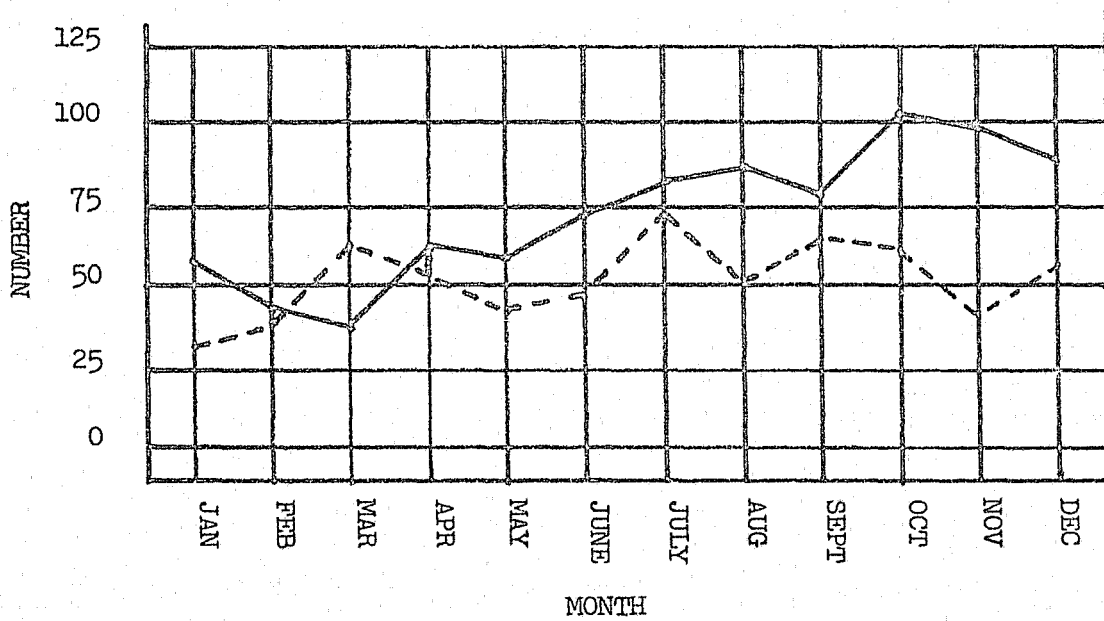


LARCENY

1978



MOTOR VEHICLE THEFT



COST OF CRIME

TYPE OF PROPERTY	STOLEN	RECOVERED	PERCENT RECOVERED
Currency	\$ 325,140.00	\$ 14,445.00	4.4
Jewelry	243,900.00	22,630.00	9.3
Clothing	84,214.00	13,674.00	16.2
Motor Vehicles	1,378,465.00	1,151,500.00	83.5
Office Equipment	20,660.00	2,099.00	10.2
Tv's, Cameras, etc.	716,847.00	42,107.00	5.9
Firearms	81,320.00	16,034.00	19.7
Household Goods	160,336.00	4,900.00	3.1
Consumable Goods	38,856.00	6,533.00	16.8
Livestock	385.00	-0-	-0-
Miscellaneous	750,856.00	48,108.00	6.4
T O T A L S	\$3,801,059.00	\$1,321,831.00	34.8

CRIME CLASSIFICATION	STOLEN		AVERAGE VALUE
	No.	Amount	
Murder	11	\$	
Forcible Rape	49	210.00	4
Robberies	288	85,049.00	295
Burglaries	3,015	1,252,397.00	415
* Motor Vehicles	883	1,215,565.00	1,377
Other Larcenies	7,833	1,247,838.00	159
T O T A L S	12,079	\$ 3,801,059.00	315

* Excludes motor vehicles stolen in Burglaries and Robberies

C O S T O F C R I M E

1 9 7 8

ROBBERIES	NO.	% OF CHANGE	VALUE	AVERAGE VALUE
Highway (Streets, Alleys, etc.)	119	+ 1.7	\$ 31,061.00	\$ 261.00
Commercial House	58	- 12.1	11,526.00	199.00
Gas or Service Station	28	+ 3.7	5,175.00	185.00
Convenience Store	43	NA	23,546.00	548.00
Residence	26	- 25.7	6,656.00	256.00
Bank	3	- 25.0	5,925.00	1,975.00
Miscellaneous	11	+175.0	1,160.00	105.00
T O T A L S	288	+ 12.9	\$ 85,049	\$ 295.00

BURGLARIES	NO.	% OF CHANGE	VALUE	AVERAGE VALUE
Residence Day	521	+ 24.6	\$ 233,095.00	\$ 447.00
Night	594	- 18.0	158,008.00	266.00
Unknown	1,017	+ 32.2	476,943.00	469.00
Business Day	39	+ 62.5	97,906.00	2,510.00
Night	369	- 15.2	18,348.00	50.00
Unknown	475	+ 32.7	268,057.00	564.00
T O T A L S	3,015	+ 10.5	\$1,252,397.00	\$ 415.00

LARCENIES	NO.	% OF CHANGE	VALUE	AVERAGE VALUE
Pickpocket	9	- 25.0	\$ 1,354.00	\$ 150.00
Purse-Snatching	30	---	41,914.00	1,397.00
Shoplifting	1,586	+ 9.5	38,539.00	24.00
Theft from Motor Vehicles	1,864	+ 10.2	474,954.00	255.00
Motor Vehicle Accessories	1,324	+ 8.3	156,174.00	118.00
Bicycles	1,153	- 12.8	118,689.00	103.00
Theft from Buildings	1,113	+ 8.9	281,033.00	253.00
Theft from Coin-Operated Machines	149	+ 10.4	3,792.00	25.00
All Other	605	- 3.5	131,389.00	217.00
T O T A L S	7,833	+ 4.3	\$1,247,838.00	\$ 159.00

Classification of Offenses	Sex	18	19	20	21	22	23	24	25-29	30-34
Murder	Male	1	1			1		1	2	1
	Female		1							
Negligent Homicide	Male					1	1	2		1
	Female			1				1		
Forcible Rape	Male				1	2			4	4
	Female									
Robbery	Male	14	7	2	5	2	2	2	9	22
	Female	1	2	6		2			2	
Aggravated Assault	Male	5	5	7	5	6	5	8	23	14
	Female	1	2	1	1	1			1	3
Burglary	Male	36	16	22	11	6	7	5	22	7
	Female	1		1	1				2	
Larceny - Theft (Except Motor Vehicle)	Male	91	54	39	27	19	26	33	72	44
	Female	48	22	19	14	15	12	9	42	28
Motor Vehicle Theft	Male	18	1	3	3	1	3		5	2
	Female	2		1		1				
Other Assaults	Male	21	29	40	33	33	26	26	97	56
	Female	6	5	6	6	1	2	2	13	4
Arson	Male	1			1	3	2	1		2
	Female									
Forgery and Counterfeiting	Male	2	8	11	5	9	7	5	18	8
	Female	4	4	1	4	1	2	1	4	
Fraud	Male	1	2	4	6		1	1	12	6
	Female	1							4	2
Embezzlement	Male									
	Female									

Classification of Offenses	Sex	35-39	40-44	45-49	50-54	55-59	60-64	65-Over	TOTAL
Murder	Male	1			1			1	10
	Female								1
Negligent Homicide	Male								5
	Female								2
Forcible Rape	Male	2	2	1					16
	Female								
Robbery	Male	1	5		3	3			77
	Female								13
Aggravated Assault	Male	9	3	4	7	4	2	1	108
	Female		2	1					13
Burglary	Male	4	2	3	2	3			146
	Female			1					6
Larceny - Theft (Except Motor Vehicle)	Male	27	23	22	29	20	15	19	560
	Female	16	18	15	21	12	12	23	326
Motor Vehicle Theft	Male		1						37
	Female								4
Other Assaults	Male	40	17	12	14	9	3	1	457
	Female	8	1	6					60
Arson	Male				1				11
	Female								
Forgery and Counterfeiting	Male	11	2	2	3	1			92
	Female	7			1				29
Fraud	Male	10	2	8	3	9	3	2	70
	Female	4	3	2		1	1		18
Embezzlement	Male			1					1
	Female								

Classification of Offenses	Sex	18	19	20	21	22	23	24	25-29	30-39
Stolen Property	Male	8	7	14	5	1	2	4	13	5
	Female	2	1		2			1	4	
Vandalism	Male	11	10	6	16	12	11	11	23	15
	Female	1	3	1			1		2	1
Carrying Concealed Weapons	Male	5	3	3	2	4	1	1	9	5
	Female				1				1	
Prostitution	Male	2	1		3	1	2	4	4	3
	Female	8	6	8	11	13	3	2	14	13
Sex Offenses (Except Rape)	Male	1	8	1	3		3	2	15	14
	Female					1			1	1
Drug Abuse Violations GRAND TOTAL	Male	22	17	23	14	9	10	9	34	19
	Female	3	2	2	7	3	2	1	9	1
Sale/Manufacturing SUBTOTAL	Male	8	1	2	1	1	3	1	6	4
	Female				4			1	1	
Opium or Cocaine and their derivatives	Male								1	
	Female							1		
Marijuana	Male	6	1	1		1	2	1	5	4
	Female				3					
Synthetic Narcotics	Male									
	Female									
Other Dangerous Non- Narcotic Drugs	Male	2		1	1		1			
	Female				1				1	
Possession SUBTOTAL	Male	14	16	21	13	8	7	8	28	15
	Female	3	2	2	3	3	2		8	1
Opium or Cocaine and their derivatives	Male								2	1
	Female									

Classification of Offenses	Sex	35-39	40-44	45-49	50-54	55-59	60-64	65-Over	TOT
Stolen Property	Male	2	1		2	2	1		6
	Female	1							1
Vandalism	Male	9	6	5	2	1	2		138
	Female	1		1					11
Carrying Concealed Weapons	Male	7	2	5		3		1	51
	Female			1	1				4
Prostitution	Male	1	2	2	4	1	1		31
	Female	2							80
Sex Offenses (Except Rape)	Male	13	5	1	5	5	2	1	79
	Female								3
Drug Abuse Violations GRAND TOTAL	Male	4	8	1		2			172
	Female		2						32
Sale/Manufacturing SUBTOTAL	Male	1	1						29
	Female								6
Opium or Cocaine and their Derivatives	Male								1
	Female								1
Marijuana	Male	1	1						23
	Female								3
Synthetic Narcotics	Male								
	Female								
Other Dangerous Non- Narcotic Drugs	Male								5
	Female								2
Possession SUBTOTAL	Male	3	7	1		2			143
	Female	1	1						26
Opium or Cocaine and their Derivatives	Male								3
	Female								

Classification of Offenses	Sex	18	19	20	21	22	23	24	25-29	30+
Marijuana	Male	13	13	13	11	7	4	8	20	11
	Female	1	1	2	1	2	1		5	
Synthetic Narcotics	Male									
	Female									
Other Dangerous Non-Narcotic Drugs	Male	1	3	8	2	1	3		6	3
	Female	2	1		2	1	1		3	1
Gambling TOTAL	Male									
	Female									
Bookmaking	Male									
	Female									
Numbers & Lottery	Male									
	Female									
All Other Gambling	Male									
	Female									
Offenses against Family & Children	Male									
	Female							1		
Driving Under the Influence	Male	11	16	12	25	26	21	24	96	64
	Female	1	1	1	5	3	3	1	15	12
Liquor Laws	Male	86	61	60	8	5	2	2	10	6
	Female	17	12	5		1	1		2	1
Drunkenness	Male									
	Female									
Disorderly Conduct	Male	13	11	23	21	11	13	11	55	21
	Female	3	5		3	4	1	1	9	5

Classification of Offenses	Sex	35-39	40-44	45-49	50-54	55-59	60-64	65-over	TOTAL
Marijuana	Male	2	2	1		1			106
	Female		1						14
Synthetic Narcotics	Male								
	Female								
Other Dangerous Non-Narcotic Drugs	Male	1	5			1			34
	Female	1							12
Gambling TOTAL	Male					4			4
	Female								
Bookmaking	Male					4			4
	Female								
Numbers & Lottery	Male								
	Female								
All Other Gambling	Male								
	Female								
Offenses against Family & Children	Male								
	Female								1
Driving Under the Influence	Male	45	61	39	41	37	25	12	555
	Female	12	12	10	7	7	1	1	92
Liquor Laws	Male	1	2	2	3	2	1		251
	Female	1	3						43
Drunkenness	Male								
	Female								
Disorderly Conduct	Male	12	18	8	8	8	4		237
	Female	6	3	5	2				47

AGE OF ADULTS ARRESTED - 18 & Over (Page 4)

1 0 7 3

Classification of Offenses	Sex	18	19	20	21	22	23	24	25-29	30-34
Vagrancy	Male	2	3	2	1	1	1	2	7	6
	Female		1	2		1		1	2	
All Other Offenses (Except Traffic)	Male	24	26	23	28	21	22	13	61	34
	Female	6	4	7	2	5	1	1	6	5
Suspicion	Male									
	Female									
TOTALS		480	357	357	280	226	196	189	724	431

Classification of Offenses	Sex	35-39	40-44	45-49	50-54	55-59	60-64	65-Over	TOTAL
Vagrancy	Male	3	2	2	2	2			36
	Female								7
All Other Offenses (Except Traffic)	Male	17	9	9	5	7		6	303
	Female	2	2	4	1				46
Suspicion	Male								
	Female								
TOTALS		279	219	173	106	143	73	66	4361

RACE OF ADULTS ARRESTED - 18 & OVER

1 2 7 8

Classification of Offenses	White	Black	Indian	Oriental	Other
Murder	10	1			
Negligent Homicide	7				
Forcible Rape	10	5	1		
Robbery	67	18	5		
Aggravated Assault	87	14	10		
Burglary	126	17	9		
Larceny-Theft (Except Motor Vehicle)	776	58	33	8	11
Motor Vehicle Theft	32	7	1		1
Other Assaults	416	44	56		1
Arson	11				
Forgery & Counterfeiting	103	12	6		1
Fraud	77	4	6	1	
Embezzlement	1				
Stolen Property	67	5	4		
Vandalism	132	3	11		1
Carrying Concealed Weapons	31	2	2		
Prostitution	89	11	1		
Sex Offenses (Except Rape & Prost.)	74	7	1		
Drug Abuse Violations	172	22	11		
Gambling	4				
Offenses Against Family & Children	1				
Driving Under the Influence	605	14	28		
Liquor Laws	247	1	35		
Drunkenness					
Disorderly Conduct	245	1	24		
Vagrancy	31		5		
All other (Except Probation)	737		26		
TOTALS	5754	300	275	9	15

ARRESTS AND DISPOSITIONS

1 9 7 8

Offenses - Part 1 Classes	PERSONS CHARGED BY POLICE			DISPOSITIONS*				
	Arrested Booked in Jail	Cited or Juv.	Total Persons Charged	Arrests Guilty of Offense Charged	of Lesser Offense	Acquitted Otherwise Dismissed	Referred to Juvenile Court	Other
Murder	11		11	3	1			
Negligent Homicide	7	1	8	5	1			
Forcible Rape	20		20	10	3	4	2	
Robbery	110		110	47	10	17	15	
Aggravated Assault	150	13	163	51	18	35	39	
Burglary	280	59	339	104	14	25	174	
Larceny(Except Motor Veh)	937	995	1,932	641	8	119	1,045	
Motor Vehicle Theft	120	30	150	17	7	6	106	
TOTAL, Part 1 Classes	1,635	1,098	2,733	898	62	206	1,381	

* Total Persons Charged will not agree with Total Dispositions because of pending cases.

ARRESTS AND DISPOSITIONS

197

Offenses - Part 2 Classes	PERSONS CHARGED BY POLICE			DISPOSITIONS*				
	Arrested Booked in Jail	Cited or Juv.	Total Persons Charged	Adults of Offense Charged	Minority of Lesser Offense	Acquitted Otherwise Dismissed	Referred to Juvenile Court	Other
Other Assaults	559	105	664	207	2	100	145	
Arson	15	7	22	5	3	1	10	
Forgery & Counterfeiting	134	6	140	83	9	28	10	
Fraud	87	20	107	53	1	16	19	
Embezzlement	1		1	1				
Stolen Property - Buy, Receiv., Possess.	132	26	158	28	2	24	79	
Vandalism	163	126	289	106	2	42	139	
Weapons: Carrying Possessing, etc.	52	23	75	44		8	19	
Prostitution	94	22	116	54		14	5	
Sex Offenses (Except Rape & Prostitution)	78	19	97	56	11	12	35	
Drug Abuse Violations	268	50	318	108	5	52	114	
Gambling	4		4					
Offenses Against Family & Children		1	1	1				
Driving Under the Influence	426	236	662	560	32	55	14	
Liquor Laws	374	217	591	234	2	48	294	
Drunkenness								
Disorderly Conduct	305	45	350	229	2	65	66	
Vagrancy	29	20	49	24	1	5	6	
All Other Offenses (Except Traffic)	447	196	643	237	7	103	292	
TOTAL, Part 2 Classes	3,168	1,119	4,287	2,150	79	711	1,245	
GRAND TOTAL	4,803	2,217	7,020	3,048	141	917	2,616	

* Total Persons Charged will not agree with Total Dispositions because of pending cases.

OFFENSES & ARRESTS

JUVENILE



SPOKANE POLICE DEPARTMENT
SPOKANE, WASHINGTON



Classification of Offenses	Sex	10 & Under	11-12	13-14	15	16	17	TOTAL UNDER 18
Murder	Male							
	Female							
Negligent Homicide	Male					1		1
	Female							
Forcible Rape	Male			2			2	4
	Female							
Robbery	Male			4	3	8		15
	Female			2	2	1		5
Aggravated Assault	Male			8	11	1	11	31
	Female			3	5	2	1	11
Burglary	Male	10	20	38	23	41	48	180
	Female		3	4	3	8	3	21
Larceny - Theft (Except Motor Vehicle)	Male	81	82	204	120	110	120	717
	Female	18	51	180	140	105	78	572
Motor Vehicle Theft	Male		4	16	39	22	21	102
	Female			5	1	1		7
Other Assaults	Male	3	5	13	21	23	26	91
	Female		1	20	15	10	10	56
Arson	Male	6	2		1		1	10
	Female		1					1
Forgery and Counterfeiting	Male	1		4		2	3	10
	Female			2		5	2	9
Embezzlement and Fraud	Male		2		3		1	6
	Female			1	4	7	1	13

Classification of Offenses	Sex	10 & Under	11-12	13-14	15	16	17	TOTAL UNDER 18
Stolen Property	Male	2	2	18	13	13	19	67
	Female		2	2	6	5		15
Vandalism	Male	20	15	40	13	14	21	123
	Female		1	7	4	4	1	17
Carrying Concealed Weapons	Male		1	5	5	1	10	22
	Female							
Prostitution	Male					1		1
	Female				1	3		4
Sex Offenses (Except Rape & Prostitution)	Male	1		5	2	1	6	15
	Female			1				1
Drug Abuse Violations GRAND TOTAL	Male			21	13	22	24	80
	Female			4	9	18	6	37
Sale/Manufacturing SUBTOTAL	Male			2		1	2	8
	Female							
Opium or Cocaine and their Derivatives	Male							
	Female							
Marijuana	Male			2	3	1	1	7
	Female							
Synthetic Narcotics	Male							
	Female							
Other Dangerous Non-Narcotic Drugs	Male						1	1
	Female							
Possession SUBTOTAL	Male			19	10	21	22	72
	Female			4	9	18	6	37
Opium or Cocaine and their Derivatives	Male							
	Female							

Classification of Offenses	Sex	10 & Under	11-12	13-14	15	16	17	TOTAL UNDER 18
Marijuana	Male			18	10	17	22	67
	Female			3	6	16	5	30
Synthetic Narcotics	Male							
	Female							
Other Dangerous Non-Narcotic Drugs	Male			1		4		5
	Female			1	3	2	1	7
Gambling TOTAL	Male							
	Female							
Bookmaking	Male							
	Female							
Numbers & Lottery	Male							
	Female							
All Other Gambling	Male							
	Female							
Offenses Against Family & Children	Male							
	Female							
Driving Under the Influence	Male					3	10	13
	Female						2	2
Liquor Laws	Male		2	13	38	58	107	218
	Female		1	15	26	22	18	82
Drunkenness	Male							
	Female							
Disorderly Conduct	Male	1	1	6	9	17	10	44
	Female			7	5	5	6	23

Classification of Offenses	Sex	10 & Under	11-12	13-14	15	16	17	TOTAL UNDER 18
Vagrancy	Male					1	1	2
	Female			2	2			4
All Other Offenses (Except Traffic)	Male	7	4	20	23	30	27	111
	Female		4	9	13	8	6	40
Suspicion	Male					1	1	2
	Female				1		1	2
Curfew & Loitering Law Violations	Male	1		5	8	6	3	23
	Female				1			1
Run-Aways	Male	7	18	32	34	22	26	139
	Female	1	11	74	83	54	21	244
T O T A L S		159	233	792	700	656	654	3194

RACE OF JUVENILES ARRESTED AND PROCESSED - 17 & UNDER

1974

Classification	White	Black	Indian	Oriental	All Other
Murder					
Negligent Homicide			1		
Forcible Rape	3		1		
Robbery	17		3		
Aggravated Assault	39	1	2		
Burglary	184	10	7		
Larceny-Theft(Except Motor Vehicle)	1159	65	54	7	4
Motor Vehicle Theft	106	1	1		1
Other Assaults	129	6	12		
Arson	11				
Forgery & Counterfeiting	17	2			
Embezzlement & Fraud	19				
Stolen Property	81				1
Vandalism	132	1	7		
Weapons (Carry, Possess, etc.)	20		2		
Prostitution	4	1			
Sex Offenses (Except Rape & Prost)	15	1			
Drug Abuse Violations	110	3	2		2
Gambling					
Offenses Against Family					
Driving Under the Influence	15				
Liquor Laws & Drunkenness	268	6	26		
Disorderly Conduct	56	5	6		
Vagrancy	6				
All Other Offenses (Except Traffic)	132	4	13	1	1
Suspicion	3	1			
Curfew & Loitering Law Violations	22	1	1		
Run-Aways	360	4	16		3
TOTALS	2908	112	154	8	12

ACCIDENTS & ENFORCEMENT

TRAFFIC



SPOKANE POLICE DEPARTMENT
SPOKANE, WASHINGTON



ACCIDENT AND ENFORCEMENT COMPARATIVE

1 9 7 8

	1 9 7 8	1 9 7 7	% Increase or Decrease
Total Accidents Reported	8883	8524	+ 4.2 %
<u>Fatal Accidents</u>	19	17	
<u>Injury Accidents</u>	1644	1521	+ 8.1 %
<u>Investigated Accidents</u>	7394	7039	+ 5.0 %
<u>Non-Investigated Accidents</u>	1489	1485	+ .3 %
Hit and Run Accidents	2155	1944	+ 10.9 %
<u>H & R Acc. Cleared - No Arrest</u>	406	386	
<u>H & R Acc. Cleared - Arrest</u>	386	415	
Parking Tickets Written	134490	127262	+ 5.7 %
Moving Tickets Written	43126	40615	+ 6.2 %

COMPARISON OF TRAFFIC ENFORCEMENT

1 9 7 8

TYPE OF VIOLATION	1 9 7 8	1 9 7 7
Negligent Homicide	8	4
D.A.U.I.L.	662	715
Reckless Driving	214	222
Speeding	12892	11647
F.T.Y.R.O.W. - Pedestrian	55	45
Other	1754	1888
Follow Too Closely	56	54
Improper Lane, Pass, Signal, Turn	2815	2406
Red Light	2550	2472
Arterial	808	850
Negligent Driving - Other	2922	5284
Drinking	584	588
Pedestrian Violations	722	1076
Other Moving Violations	1073	786
TOTAL HAZARDOUS VIOLATIONS	27063	26037
F.L.I.N.F.O. - Occupied	133	141
Unoccupied	166	170
Operator's License	6660	6099
Vehicle License	4926	3186
Vehicle Registration	1243	1430
Defective Equipment	2144	2825
Driving While License Suspended	777	727
Other Non-Moving Violations	4	
TOTAL NON-HAZARDOUS VIOLATIONS	16063	14578
TOTAL ALL VIOLATIONS	43126	40615

TRAFFIC ACCIDENTS AND TRAFFIC INJURIES

1978

Traffic Death Comparative

1978	19 killed
1977	18 killed
1976	11 killed
1975	21 killed
1974	19 killed
1973	14 killed

Traffic Accident Comparative

Year	All Accidents	Injury Accidents	Fatal Accidents	Persons Injured	Persons Killed
1978	8883	1644	19	2356	19
1977	8524	1521	17	2189	18
1976	8565	1480	9	2121	11
1975	8410	1428	18	2097	21
1974	8532	1445	18	2046	19
1973	7674	1414	14	1984	14
Five Year Av.	8341.0	1457.6	15.2	2087.4	16.6

Year	Pedestrians Accidents	Pedestrians Injured	Pedestrians Killed	Bicyclists Accidents	Bicyclists Injured	Bicyclists Killed
1978	158	150	7	71	64	2
1977	132	130	6	85	77	
1976	144	144	6	87	70	
1975	118	118	4	66	58	1
1974	131	132	6	71	72	
1973	138	143	6	70	66	
Five Yr. Av	132.6	133.4	5.6	75.8	68.6	.2

COMPARISON OF WORST CORNERS

1.978

(Arranged in Order of 1978 Accidents)

LOCATION	1978	1977
Division /Sprague	40	49
Hamilton/Mission	36	24
Browne /Third	35	21
Euclid/Market	34	31
Boone/Lincoln	33	51
Division/Indiana	30	19
Francis/Maple	29	18
Maple/Second	28	19
Division/Mission	27	38
Greene/Mission	27	19
Indiana/Washington	27	17
Seventh/Washington	27	17
Indiana/Post	26	24
Division/Third	26	18
Empire/Nevada	25	26
Division/Wellesley	25	25
Second/Walnut	25	24
Division/Sharp	25	21
Browne/Riverside	25	12
Napa/Trent	24	14
Riverside/Washington	23	23
Browne/Sprague	23	19
Nevada/Wellesley	22	31
Francis/Monroe	22	25
Ash/Francis	22	22
Freya/Sprague	21	23
Napa/Sprague	21	21
Main/Spokane Falls Blvd	21	17
Bridgeport/Nevada	21	16
Boone/Monroe	20	24
Eighth/McClellan	20	11
Spokane Falls Blvd/Washington	20	9
Maple/Third	20	8
Maxwell/Mission/Washington	20	8