

## ARTICLE VI

SEC. 1. The judicial power of this state shall be vested in a Court of Errors & Appeals, a Superior Court, a Court of Chancery, an Orphans' Court, a Court of Oyer & Terminer, a Court of General Sessions of the Peace and Jail Delivery, a Register's Court, Justices of the Peace....

..Constitution of 1831

58177

the 1978 annual report of the  
**DELAWARE JUDICIARY**

THE 1978 ANNUAL REPORT OF THE DELAWARE JUDICIARY

JANUARY 15, 1979

PREPARED BY  
THE ADMINISTRATIVE OFFICE OF THE COURTS:

VINCENT P. MECONI, DIRECTOR OF PLANNING

ADAM GOLBY, RESEARCH ASSISTANT

**NCJRS**

MAY 23 1979 *Lj*

**ACQUISITIONS**

PLEASE DO NOT DESTROY OR DISCARD THIS REPORT

If this report should become of no further value to the holder, please return it to the Administrative Office of the Courts, 11th floor, Wilmington State Office Building, 820 North French Street, Wilmington, DE 19801 so that copies will be available as replacements and for distribution to those who may request them in the future.

210. 2110. 2110.

TABLE OF CONTENTS

I.	GENERAL INTRODUCTION AND OVERVIEW . . . . .	5
	Highlights of the 1978 Annual Report . . . . .	6
	Organization Chart of the Delaware Judiciary . . . . .	7
	Summary of Judicial Budgets - FY's 1977-1978-1979-1980 . . . . .	8
	Court-Generated Revenue - FY 1978 . . . . .	9
	Delaware State Government Expenditures - FY 1979 . . . . .	10
II.	ADMINISTRATIVE OFFICE OF THE COURTS . . . . .	11
	Personnel . . . . .	13
	Budget . . . . .	14
III.	SUPREME COURT . . . . .	15
	Judiciary . . . . .	17
	Support Personnel . . . . .	18
	Statistics . . . . .	19
	Budget . . . . .	23
IV.	COURT OF CHANCERY . . . . .	25
	Judiciary . . . . .	28
	Support Personnel . . . . .	29
	Statistics . . . . .	32
	Budget . . . . .	40
V.	PUBLIC GUARDIAN . . . . .	41
	Personnel . . . . .	44
	Statistics . . . . .	45
	Budget . . . . .	46
VI.	SUPERIOR COURT . . . . .	47
	Judiciary . . . . .	50
	Support Personnel . . . . .	51
	Statistics . . . . .	59
	Budget . . . . .	152
VII.	LAW LIBRARIES . . . . .	153
	Personnel . . . . .	155
	Budget . . . . .	156
VIII.	FAMILY COURT . . . . .	157
	Judiciary . . . . .	160
	Support Personnel . . . . .	161
	Statistics . . . . .	168
	Budget . . . . .	174
IX.	COURT OF COMMON PLEAS . . . . .	175
	Judiciary . . . . .	178
	Support Personnel . . . . .	179
	Statistics . . . . .	181
	Budget . . . . .	191
X.	MUNICIPAL COURT . . . . .	193
	Judiciary . . . . .	196
	Support Personnel . . . . .	197
	Statistics . . . . .	198
	Budget . . . . .	207
XI.	JUSTICE OF THE PEACE COURTS . . . . .	209
	Map of Court Locations . . . . .	212
	Organization Chart . . . . .	213

## TABLE OF CONTENTS (CONTINUED)

	Justices of the Peace . . . . .	214
	Support Personnel . . . . .	215
	Statistics . . . . .	221
	Budget . . . . .	237
XII.	ALDERMAN'S COURTS . . . . .	239
	Map of Court Locations . . . . .	241
	Organization Chart . . . . .	242
	Aldermen . . . . .	243
	Support Personnel . . . . .	244
	Statistics . . . . .	247
XIII.	CONFERENCES, COMMITTEES, COUNCILS, AND BOARDS . . . . .	253
	Judicial Conference . . . . .	254
	Judicial Planning Committee . . . . .	255
	Council on the Administrative of Justice . . . . .	256
	Court on the Judiciary . . . . .	257
XIV.	PROJECTS SUPPORTED BY FEDERAL FUNDS . . . . .	259
XV.	COURT RULES CHANGES . . . . .	263
XVI.	LEGISLATION . . . . .	271

**General  
Introduction  
and  
Overview**

HIGHLIGHTS OF THE 1978 ANNUAL REPORT

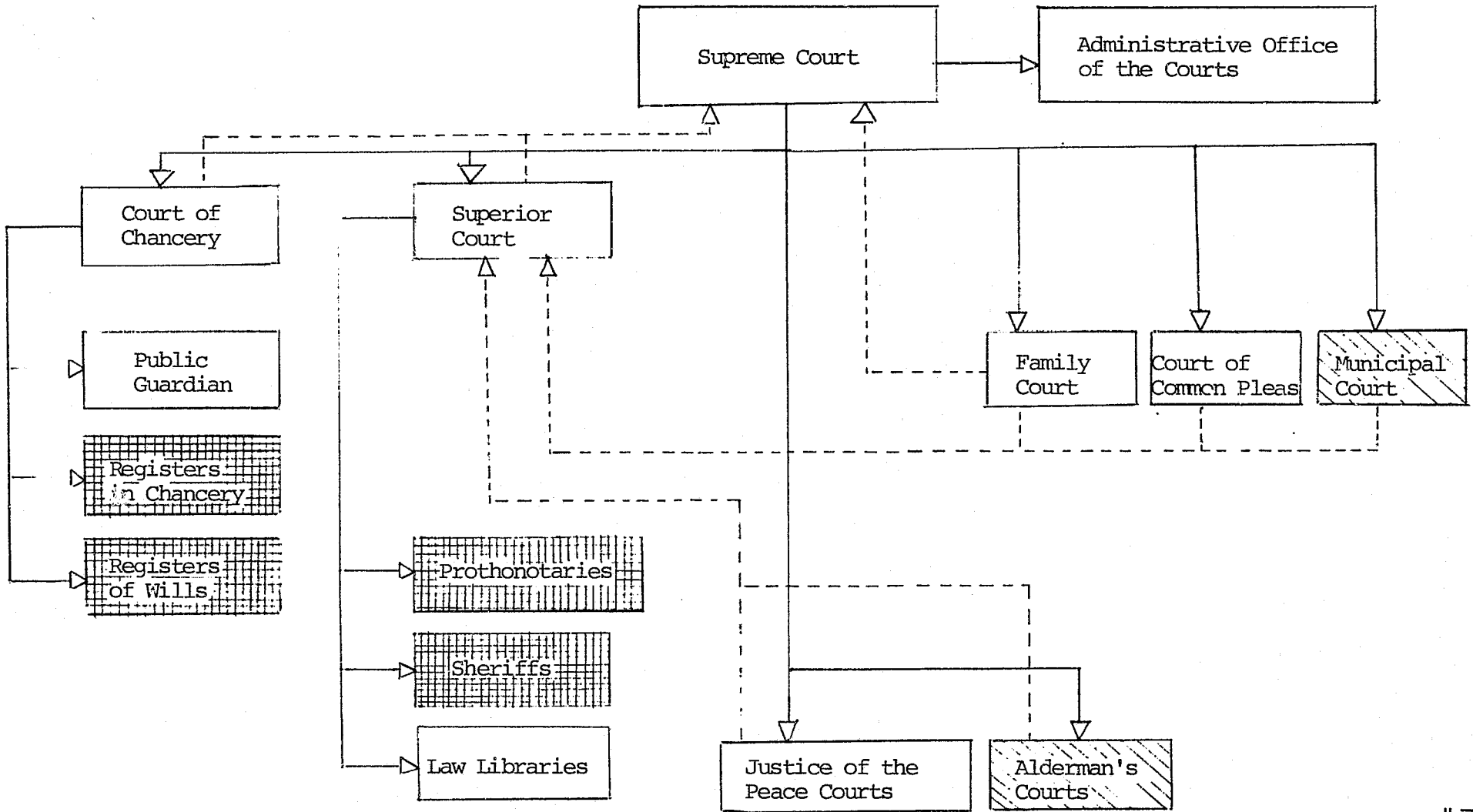
New and/or improved features of this year's Annual Report include:

- Expanded information on court budgets and court-generated revenue (pp. 8-9)
- Breakdowns of various types of Superior Court civil case dispositions (pp. 120-128)
- Superior Court monthly pending civil caseload (pp. 129-132)
- Performance data on each of the various types of Superior Court civil cases (pp. 137-150)
- Superior Court civil judge time utilization figures (p. 151)
- Breakdowns of various types of Family Court case filings (p. 168)
- Breakdowns of various types of Family Court divorce dispositions (p. 169)
- Court of Common Pleas presentence office workload and performance data (pp. 189-190)
- Statistics on the number of Justice of the Peace Court traffic fines mailed in (p. 223)
- Alderman's Courts organization chart (p. 242)

In addition, we have continued our practice of projecting the workloads of the courts over the next 5 years, calculated using linear regression analysis:

- Supreme Court (p. 22)
- Court of Chancery (p. 34)
- Superior Court (pp. 81 & 136)
- Family Court (p. 173)
- Court of Common Pleas (pp. 184 & 188)
- Municipal Court ( pp. 202, 204, & 206)
- Justice of the Peace Courts (pp. 227, 233, & 236)

THE DELAWARE JUDICIAL SYSTEM



KEY:

Administrative Authority

Appeals

Funded by the State

Funded by Counties

Funded by Municipalities



SUMMARY OF JUDICIAL BUDGETS

FISCAL YEARS 1977-1978-1979-1980

	<u>FY 1977</u> Actual Disbursement	<u>FY 1978</u> Actual Disbursement	<u>FY 1979</u> Budget	<u>FY 1980</u> Request
<u>STATE</u>				
Administrative Office of the Courts**	\$1,940,865.60	\$1,895,900.00	\$ 2,678,700.00	\$ 2,681,600.00
Supreme Court**	312,618.11	322,300.00	390,100.00	646,300.00
Court of Chancery**	255,483.49	275,700.00	333,100.00	369,500.00
Public Guardian**	45,290.22	80,100.00	93,900.00	86,200.00
Superior Court**	1,537,907.48	1,634,000.00	2,123,300.00	2,366,400.00
Law Libraries**	106,705.82	118,500.00	123,400.00	230,300.00
Family Court*	2,559,925.00	2,833,000.00	3,575,300.00	4,232,600.00
Court of Common Pleas**	633,983.20	715,300.00	925,800.00	999,300.00
Justice of the Peace Courts**	2,088,839.96	2,094,000.00	2,644,000.00	2,825,500.00
STATE TOTALS	<u>\$9,481,618.68</u>	<u>\$9,968,800.00</u>	<u>\$12,907,600.00</u>	<u>\$14,437,700.00</u>
<u>COUNTIES</u>				
Registers in Chancery	N.A.	N.A.	N.A.	N.A.
Registers of Wills	N.A.	N.A.	N.A.	N.A.
Prothonotaries	N.A.	N.A.	N.A.	N.A.
Sheriffs	N.A.	N.A.	N.A.	N.A.
COUNTIES TOTALS	<u>N.A.</u>	<u>N.A.</u>	<u>N.A.</u>	<u>N.A.</u>
<u>MUNICIPALITIES</u>				
Municipal Court#	\$ 471,753.00	\$ 488,156.00	\$ 613,009.00	\$ 643,582.00
Alderman's Courts	N.A.	N.A.	N.A.	N.A.
MUNICIPALITIES TOTALS	<u>\$ 471,753.00</u>	<u>\$ 488,156.00</u>	<u>\$ 613,009.00</u>	<u>\$ 643,582.00</u>
GRAND TOTALS-JUDICIAL BRANCH¶	\$9,953,371.68	\$10,456,956.00	\$13,520,609.00	\$15,081,282.00

N.A. = Not Available

\* Figures include federal and other funds (if any) as well as State general funds. (Exception: federal funds from LEAA not included in FY 1980.)

\*\* Figures include federal and other funds (if any) as well as State general funds.

# Figures for FY 1977 include City of Wilmington funds only. Figures for FY 1978, FY 1979, and FY 1980 include federal funds as well as City of Wilmington funds.

¶ Totals do not include Registers in Chancery, Registers of Wills, Prothonotaries, Sheriffs, and Alderman's Courts, which are not available.

COURT-GENERATED REVENUE\*

FISCAL YEAR 1978

	<u>Fees</u>	<u>Costs</u>	<u>Fines</u>	<u>Interest</u>	<u>Other**</u>	<u>TOTAL</u>	<u>Revenue as % of Operating Budget#</u>
<u>SUBMITTED TO STATE GENERAL FUND</u>							
Administrative Office of the Courts	\$ 0	\$ 0	\$ 0	\$ 0	\$ 800	\$ 800	0.0%
Supreme Court	6,600	0	300	0	100	7,000	2.2%
Court of Chancery	0	0	0	129,600##	0	129,600	47.0%
Public Guardian	0	0	0	0	0	0	0.0%
Superior Court	0	18,600	28,200	11,700##	1,200	59,700	3.7%
Law Libraries	0	0	0	0	0	0	0.0%
Family Court	222,400	24,900	32,200	0	11,800	291,300	10.3%
Court of Common Pleas	0	91,200	97,900	0	0	189,100	26.4%
Justice of the Peace Courts	0	907,800	1,145,000	0	3,900	2,056,700	98.2%
STATE TOTALS	<u>\$229,000</u>	<u>\$1,042,500</u>	<u>\$1,303,600</u>	<u>\$141,300</u>	<u>\$17,800</u>	<u>\$2,734,200</u>	<u>27.4%</u>
<u>SUBMITTED TO COUNTIES</u>							
Registers in Chancery	N.A.	N.A.	N.A.	N.A.	N.A.	N.A.	N.A.
Registers of Wills	N.A.	N.A.	N.A.	N.A.	N.A.	N.A.	N.A.
Prothonotaries	N.A.	N.A.	N.A.	N.A.	N.A.	N.A.	N.A.
Sheriffs	N.A.	N.A.	N.A.	N.A.	N.A.	N.A.	N.A.
COUNTIES TOTALS	<u>N.A.</u>	<u>N.A.</u>	<u>N.A.</u>	<u>N.A.</u>	<u>N.A.</u>	<u>N.A.</u>	<u>N.A.</u>
<u>SUBMITTED TO MUNICIPALITIES</u>							
Municipal Court	N.A.	N.A.	N.A.	N.A.	N.A.	\$ 660,326	135.3%
Justice of the Peace Courts	\$ 0	\$ 0	\$ 372,650	\$ 0	\$ 0	372,650	¶
Alderman's Courts	N.A.	N.A.	N.A.	0	0	503,952	N.A.
MUNICIPALITIES TOTALS	<u>N.A.</u>	<u>N.A.</u>	<u>\$ 372,650</u>	<u>N.A.</u>	<u>N.A.</u>	<u>\$1,536,928</u>	<u>N.A.</u>
<hr/>							
GRAND TOTALS - JUDICIAL BRANCH	\$229,000	\$1,042,500	\$1,676,250	\$141,300	\$17,800	\$4,271,128¶¶	40.8%§

N.A. = Not Available

\* Figures represent only the amount of revenue actually collected, not the total amount of fees, fines, etc. assessed.

\*\* Bond forfeitures, transcript charges, fees for licenses of deadly weapons, refunds, book sales.

# FY 1978 Revenue divided by FY 1978 Actual Disbursement; the Actual Disbursement includes State general funds, federal funds, and other funds.

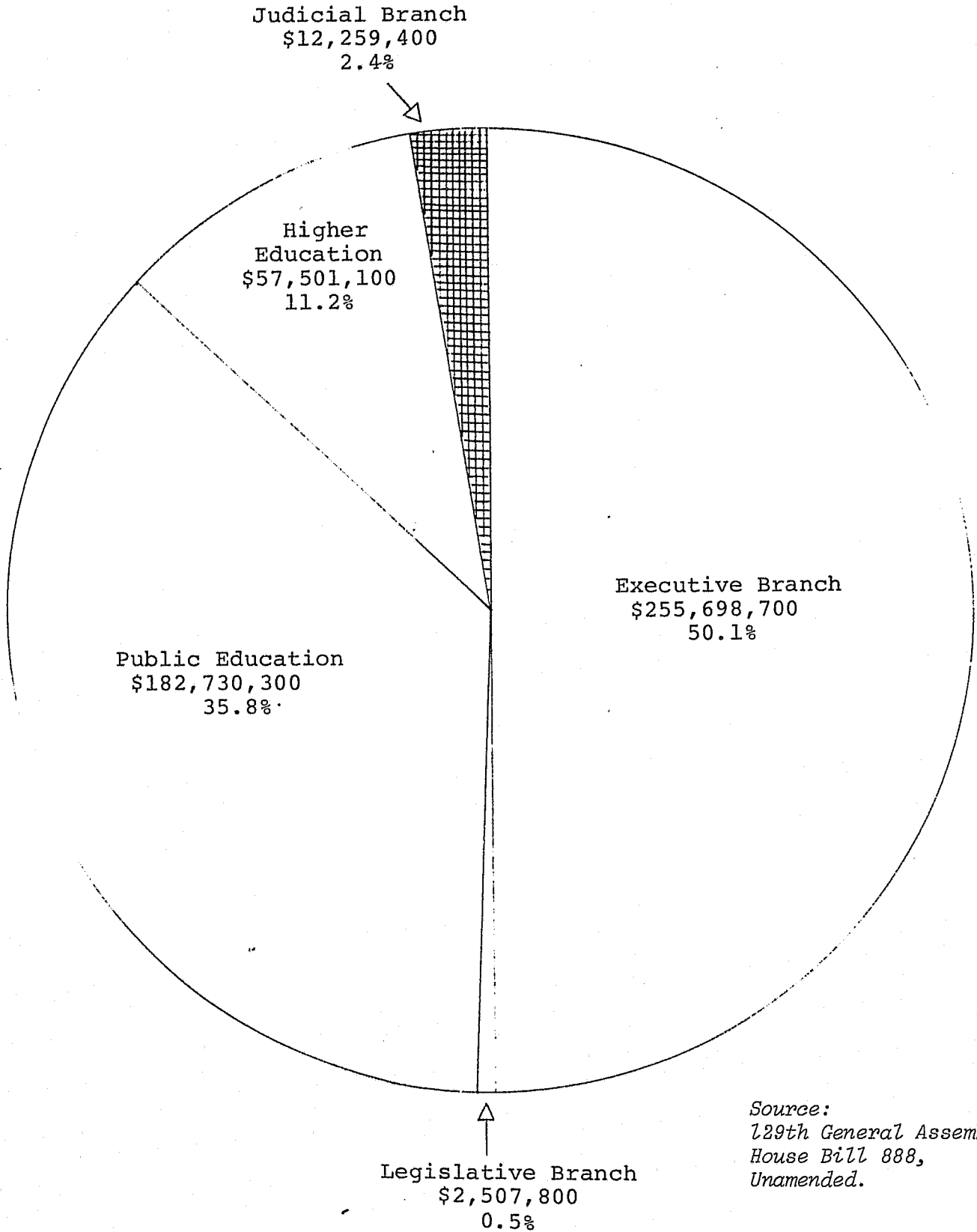
## Counties receive 50% of all Court of Chancery interest money and 25% of all Superior Court interest money.

¶ Total revenue generated by the JP Courts in FY 1978 was \$2,429,350; this represents 116.0% of expenditures for that year.

¶¶ Column totals do not sum to grand total because some breakdowns are unavailable.

§ This figure is approximate since some data is unavailable for both revenue and expenditures.

DELAWARE STATE GOVERNMENT EXPENDITURES  
FISCAL YEAR 1979  
Total: \$510,697,300



Source:  
129th General Assembly,  
House Bill 888,  
Unamended.

**Administrative  
Office  
of  
the  
Courts**

ADMINISTRATIVE OFFICE OF THE COURTSLegal Authorization

The Administrative Office of the Courts was established by 10 Delaware Code, Chapter 1, during the 1971 General Assembly.

Duties

The Administrative Office of the Courts serves as the focal point for coordination and communication concerning all court administrative activities in the judicial system. The office prepares budgets for the Supreme Court and the Court of Chancery and assists in preparation of the budgets of the Public Guardian and the Law Libraries. It administers the payment of all jurors and witnesses. The AOC is largely responsible for the acquisition of space or facilities for the judicial system, and is responsible for the supervision of lease negotiations and the payment of all rentals. The Administrative Office has assumed a role of general supervision over and assistance to the Alderman's Courts. It has primary responsibility for the acquisition, supervision, and administration of federal funds received to assist the court system. Together with the Statistical Analysis Center, the Administrative Office of the Courts is developing a computerized judicial information system. Also, the AOC acts as the focal point between the court system and other government agencies on the local, state, and federal levels.

Personnel

The Director of the Administrative Office of the Courts is appointed by and serves at the pleasure of the Chief Justice of the Supreme Court of the State of Delaware.

The Director may, with the approval of the Chief Justice, appoint such assistants and clerical personnel as are required.

The staff of the Judicial Planning Committee is operationally part of the Administrative Office of the Courts.

ADMINISTRATIVE OFFICE OF THE COURTS  
11th Floor  
Wilmington State Office Building  
820 North French Street  
Wilmington, DE 19801

PERSONNEL

Director

John R. Fisher  
Carolyn Walker, Secretary  
(571-2481)

Assistant Administrator

Lowell L. Groundland  
(571-3562)

Adult Courts Systems Analyst

Lawrence J. Clark (Federally Funded)  
(571-3559)

Secretary

Maria Cook  
(571-2480)

Accounting Department

Supervisor

E. Dawn Bowman  
(571-3557)

Clerks

E. Lynn Deramo  
(571-3560)  
Christine L. Creegan  
(571-3569)

Judicial Planning Committee

Director of Planning

Vincent P. Meconi (Federally Funded)  
(571-2483)

Research Assistant

Adam Golby (Federally Funded)  
(571-3558)

Secretary

Mary Ann Griffin (Federally Funded)  
(571-2483)

SUMMARY OF ADMINISTRATIVE OFFICE OF THE COURTS BUDGET

Budget Code: 02-17-001

BUDGET CATEGORY	FISCAL YEAR 1977 ACTUAL DISBURSEMENT	FISCAL YEAR 1978 ACTUAL DISBURSEMENT	FISCAL YEAR 1979 BUDGET	FISCAL YEAR 1980 REQUEST
Salaries	\$ 245,795.52	\$ 177,700.00	\$ 167,000.00	\$ 233,900.00
Employment Costs	24,127.80	14,500.00	169,500.00*	167,500.00*
Personal Services: 1)Jury	591,962.91	577,800.00	560,000.00	585,000.00
2)Witness	26,757.16	22,200.00	28,000.00	31,000.00
3)Other	19,032.72	12,300.00	50,000.00	0.00
Travel	3,299.74	1,800.00	3,100.00	4,300.00
Contractual Services: 1)Other	41,034.54	35,100.00	74,800.00	59,400.00
2)Court Rentals	967,366.00	1,016,800.00	1,447,700.00	1,525,900.00
Supplies and Materials	2,742.21	2,500.00	3,900.00	4,700.00
Capital Outlay	17,747.00	9,800.00	149,200.00	6,600.00
Special Items:				
1)Central Data Processing	0.00	0.00	24,000.00	61,000.00
2)National Center for State Courts	1,000.00	1,500.00	1,500.00	2,300.00
<b>GRAND TOTAL</b>	<b>\$1,940,865.60</b>	<b>\$1,895,900.00</b>	<b>\$2,678,700.00</b>	<b>\$2,681,600.00</b>

\*Includes Judicial pension costs.

Note: Figures include federal and other funds (if any) as well as State general funds.  
(Exception: federal funds from LEAA not included in FY 1980.)

**Supreme  
Court**



Legal Authorization

The Supreme Court was created by the Constitution of Delaware, Article IV, Section I.

Geographic Organization

The Supreme Court has statewide jurisdiction and sits in Dover.

Legal Jurisdiction

The Court has final appellate jurisdiction in criminal cases in which the penalty exceeds certain minimums and in civil cases as to final judgments and certain other orders of Superior Court, Chancery Court, and Family Court. Appeals are heard on the record. The Supreme Court has jurisdiction to issue writs of prohibition, quo warranto, certiorari, and mandamus.

Judges

The Supreme Court consists of a Chief Justice and four Associate Justices, who are appointed by the Governor on a bipartisan basis with the consent of the Senate. The Justices are appointed for 12-year terms and must be learned in the law.

Support Personnel

The Chief Justice is responsible for the administration of all courts in the state and appoints a Director of the Administrative Office of the Courts to manage the non-judicial aspects of court administration.

Caseload Trend

The number of appeals filed in the Court remains at an extremely high level. During fiscal year 1978, a total of 361 civil and criminal appeals were filed - just one fewer than last year and an increase of more than 180% over the same period ten years ago. The number of pending cases increased to 329 at the end of FY 1978, the highest total ever. The Court has finally been expanded to 5 Justices, and this should enable it to cope with the increased workload; however, staff in the office of the Clerk of the Court has not increased since 1965.

SUPREME COURT

JUDICIARY

Chief Justice

Hon. Daniel L. Herrmann (8/9/85)  
Jane Obold, Secretary  
(571-2427)

Associate Justices

Hon. William Duffy (8/9/85)  
Ruth Laird, Secretary  
(571-2426)

Hon. John J. McNeilly (10/25/86)  
Ida Mae Ellis, Secretary  
(856-5364)

Hon. William T. Quillen (10/30/90)  
Barbara M. Normille, Secretary  
(571-3700)

Hon. Henry R. Horsey (10/30/90)  
Audrey F. Bacino, Secretary  
(678-4214)

SUPREME COURT

SUPPORT PERSONNEL

NEW CASTLE COUNTY

Administrative Assistant

Stephen D. Taylor (Federally Funded)  
(571-2429)

Administrative Secretary

Lois DeWolfe  
(571-2429)

Law Clerks

Jay A. Resnick  
(571-2429)

Richard D. Kirk  
(571-2429)

ADDRESSES

Supreme Court Chambers  
11th Floor  
Wilmington State Office Building  
820 North French Street  
Wilmington, DE 19801

KENT COUNTY

Clerk of the Supreme Court

T. Edgar Townsend, Jr.  
Ann Ayrey, Secretary  
(678-4155)

Bailiff

Wesley Adkins  
(678-4155)

SUSSEX COUNTY

Lawrence J. Connell  
(856-5364)

Supreme Court Building  
55 The Green  
Dover, DE 19901

Supreme Court Chambers  
208 Sussex County Courthouse  
The Circle  
Georgetown, DE 19947

SUPREME COURT

FISCAL YEAR 1978  
WORKLOAD

	<u>Pending 6-30-77</u>	<u>Filings</u>	<u>Dispositions</u>	<u>Pending 6-30-78</u>	<u>Change In Pending</u>
Criminal	84	135	89	130	+46
Civil	203	226	230	199	- 4
Total	<u>287</u>	<u>361</u>	<u>319</u>	<u>329</u>	<u>+42</u>

COMPARISON - FISCAL YEARS 1977-1978  
WORKLOAD

FILINGS

	<u>1977</u>	<u>1978</u>	<u>Change</u>	<u>% Change</u>
Criminal	111	135	+24	+21.6%
Civil	251	226	-25	-10.0%
Total	<u>362</u>	<u>361</u>	<u>- 1</u>	<u>- 0.3%</u>

DISPOSITIONS

	<u>1977</u>	<u>1978</u>	<u>Change</u>	<u>% Change</u>
Criminal	128	89	-39	-30.5%
Civil	223	230	+ 7	+ 3.1%
Total	<u>351</u>	<u>319</u>	<u>-32</u>	<u>- 9.1%</u>

PENDING AT END OF YEAR

	<u>1977</u>	<u>1978</u>	<u>Change</u>	<u>% Change</u>
Criminal	84	130	+46	+54.8%
Civil	203	199	- 4	- 2.0%
Total	<u>287</u>	<u>329</u>	<u>+42</u>	<u>+14.6%</u>

Source: Administrative Office of the Courts

SUPREME COURT

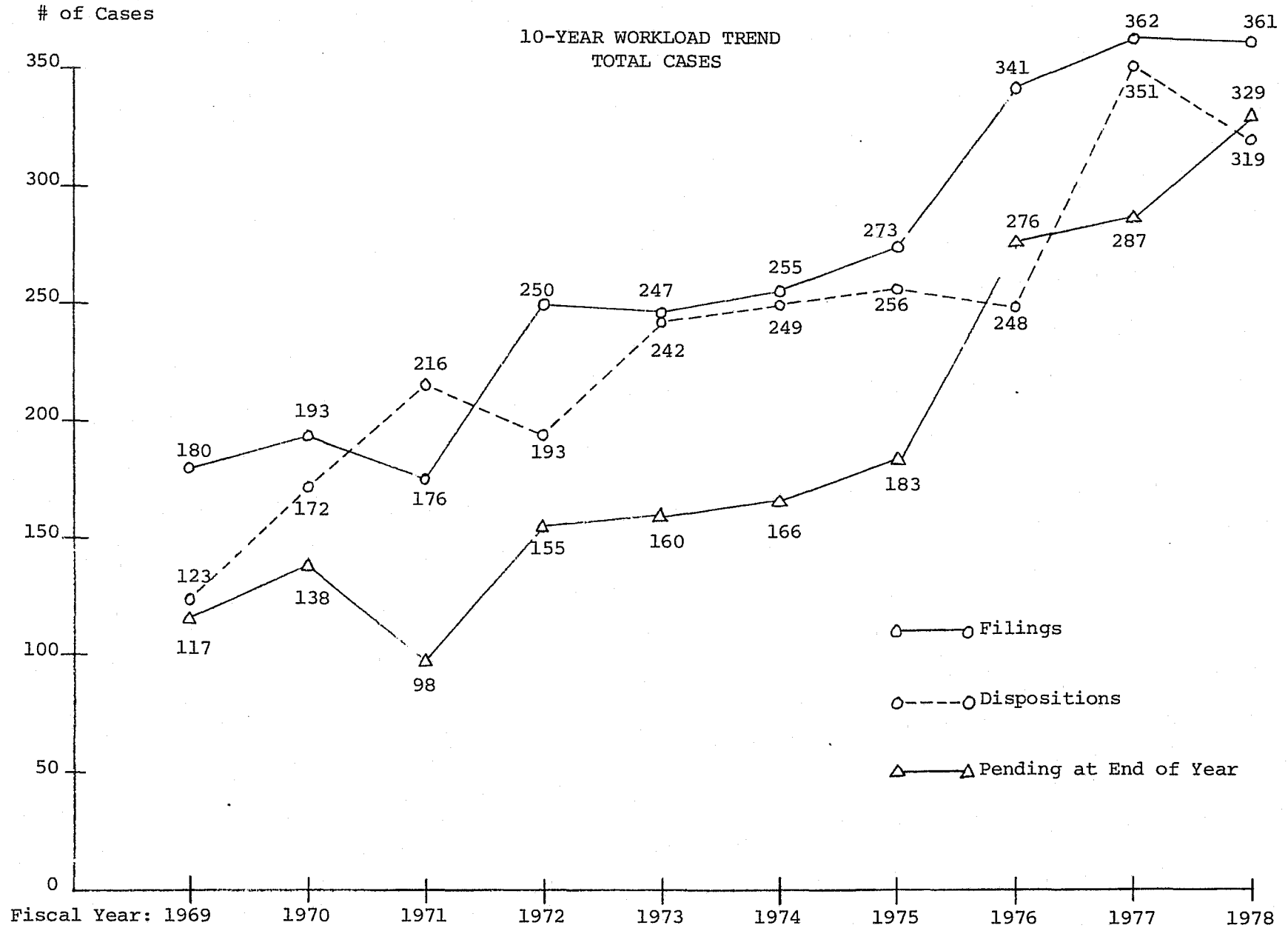
TOTAL NUMBER OF APPEALS FILED - 1950-1978

<u>Fiscal Year</u>	<u>Number</u>
1978	¶¶¶¶¶¶¶¶¶¶¶¶¶¶¶¶¶¶¶¶¶¶¶¶¶¶¶¶¶¶¶¶¶¶¶¶ 361
1977	§§§ 362
1976	¶¶¶¶¶¶¶¶¶¶¶¶¶¶¶¶¶¶¶¶¶¶¶¶¶¶¶¶¶¶¶¶¶¶¶¶ 341
1975	§§ 273
1974	¶¶¶¶¶¶¶¶¶¶¶¶¶¶¶¶¶¶¶¶¶¶¶¶¶¶¶¶¶¶¶¶¶¶¶¶ 255
1973	§§ 247
1972	¶¶¶¶¶¶¶¶¶¶¶¶¶¶¶¶¶¶¶¶¶¶¶¶¶¶¶¶¶¶¶¶¶¶¶¶ 250
1971	§§ 176
1970*	¶¶¶¶¶¶¶¶¶¶¶¶¶¶¶¶¶¶¶¶¶¶¶¶¶¶¶¶¶¶¶¶¶¶¶¶ 193
1969	§§ 180
1968	¶¶¶¶¶¶¶¶¶¶¶¶¶¶¶¶¶¶¶¶¶¶¶¶¶¶¶¶¶¶¶¶¶¶¶¶ 126
1967	§§ 123
1966#	¶¶¶¶¶¶¶¶¶¶¶¶¶¶¶¶¶¶¶¶¶¶¶¶¶¶¶¶¶¶¶¶¶¶¶¶ 104
1965#	§§ 115
1964#	¶¶¶¶¶¶¶¶¶¶¶¶¶¶¶¶¶¶¶¶¶¶¶¶¶¶¶¶¶¶¶¶¶¶¶¶ 105
1963#	§§ 97
1962#	¶¶¶¶¶¶¶¶¶¶¶¶¶¶¶¶¶¶¶¶¶¶¶¶¶¶¶¶¶¶¶¶¶¶¶¶ 89
1961#	§§ 68
1960#	¶¶¶¶¶¶¶¶¶¶¶¶¶¶¶¶¶¶¶¶¶¶¶¶¶¶¶¶¶¶¶¶¶¶¶¶ 63
1959#	§§ 79
1958#	¶¶¶¶¶¶¶¶¶¶¶¶¶¶¶¶¶¶¶¶¶¶¶¶¶¶¶¶¶¶¶¶¶¶¶¶ 63
1957#	§§ 49
1956#	¶¶¶¶¶¶¶¶¶¶¶¶¶¶¶¶¶¶¶¶¶¶¶¶¶¶¶¶¶¶¶¶¶¶¶¶ 56
1955#	§§ 21
1954#	¶¶¶ 33
1953#	§§§ 32
1952#	¶¶¶¶ 35
1951#	§§§ 26
1950#	¶ 13

\* Beginning in 1970, cross-appeals were no longer counted separately.  
# Calendar Year.

Source: Administrative Office of the Courts

SUPREME COURT

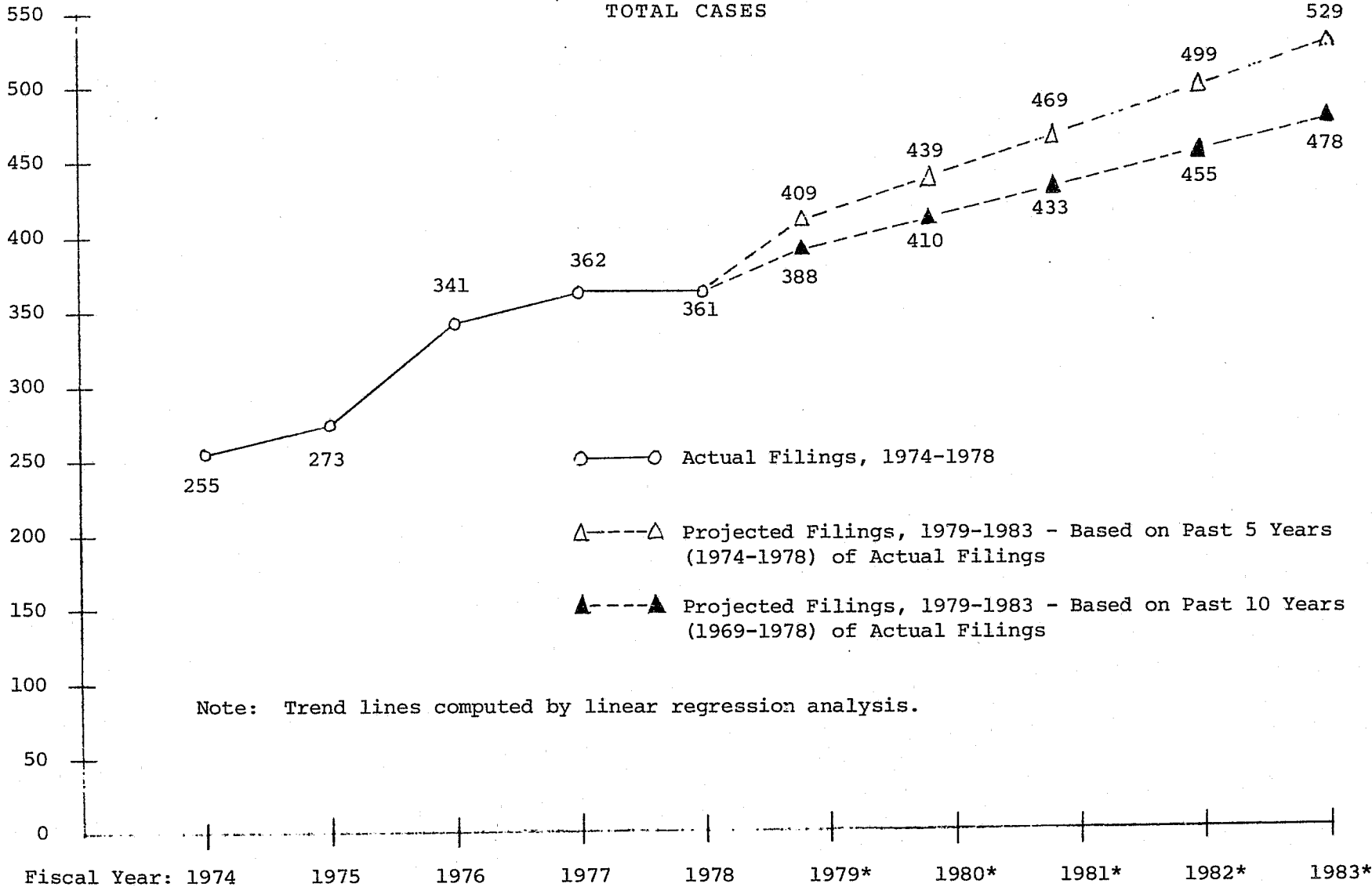


Source: Administrative Office of the Courts

SUPREME COURT

# of Cases

5-YEAR WORKLOAD PROJECTIONS  
TOTAL CASES



Note: Trend lines computed by linear regression analysis.

\* Projected

Source: Administrative Office of the Courts

SUMMARY OF SUPREME COURT BUDGET

Budget Code: 02-01-000

BUDGET CATEGORY	FISCAL YEAR 1977 ACTUAL DISBURSEMENT	FISCAL YEAR 1978 ACTUAL DISBURSEMENT	FISCAL YEAR 1979 BUDGET	FISCAL YEAR 1980 REQUEST
Salaries: 1)Judicial	\$126,500.00	\$126,500.00	\$126,500.00	\$210,500.00
2)Employees	124,697.72	134,500.00	160,000.00	261,300.00
Employment Costs	0.00	0.00	35,400.00	62,400.00
Personal Services	1,425.50	1,200.00	1,000.00	3,000.00
Travel	3,096.69	4,700.00	2,500.00	12,100.00
Contractual Services	19,301.38	18,800.00	23,100.00	34,600.00
Supplies and Materials	6,142.99	7,300.00	9,000.00 *	15,400.00
Capital Outlay	2,728.83	1,500.00	5,800.00	20,100.00
Debt Service: 1)Principal	20,000.00	20,000.00	20,000.00	20,000.00
2)Interest	8,725.00	7,800.00	6,800.00	5,900.00
Center for Judicial Conduct Organization	0.00	0.00	0.00	1,000.00
<b>GRAND TOTAL</b>	<b>\$312,618.11</b>	<b>\$322,300.00</b>	<b>\$390,100.00</b>	<b>\$646,300.00</b>

Note: Figures include federal funds and other funds (if any) as well as State general funds.



**Court  
of  
Chancery**

COURT OF CHANCERYLegal Authorization

The Constitution of Delaware, Article IV, Section 1, authorizes the Court of Chancery.

Geographic Organization

The Court of Chancery holds court in Wilmington, Dover, and Georgetown, that is, at one location in each county in the county seat.

Legal Jurisdiction

The Court of Chancery has jurisdiction to hear and determine all matters and causes in equity. The general equity jurisdiction of the Court is measured in terms of the general equity jurisdiction of the High Court of Chancery of Great Britain as it existed prior to the separation of the American Colonies. The General Assembly may confer upon the Court of Chancery additional statutory jurisdiction. In today's practice, the litigation in the Court of Chancery largely consists of corporate matters, petitions concerning trusts, estates, and other fiduciary matters, disputes involving real property such as boundary and title disputes, and commercial and contractual matters. When issues of fact to be tried by jury arise, the Court of Chancery may order such facts to trial by issues at Superior Court.

Judges

One Chancellor and two Vice-Chancellors hold the Court of Chancery. The Chancellor and Vice-Chancellors are appointed by the Governor with the consent of the majority of the Senate's elected members for 12 year terms. The Chancellor and Vice-Chancellors must be learned in the law.

Support Personnel

The Chancellor may appoint court reporters, bailiffs, criers or pages, and law clerks. Each of the judges may appoint one office secretary.

An elected Register in Chancery of each county is Clerk of the Court of Chancery for the county. The Judges appoint one Chief Deputy Register in Chancery in each county.

The Register of Wills acts as a Clerk of the Court of Chancery for probate matters. The majority of the Register's former judicial and quasi-judicial powers are now held by the Court of Chancery. A Register of Wills is elected in each county for that county. The Chancellor names a Chief Deputy Register of Wills for each county.

Public Guardian

The Chancellor has the duty to appoint the Public Guardian. The Public Guardian serves, when appointed by the Court, as the guardian of the person and/or property of the aged, the mentally infirm and the physically incapacitated. Under the law, the Public Guardian is intended to be the guardian of last resort.

Caseload Trend

All three categories of work handled by the Court of Chancery (civil cases, miscellaneous matters, and estates) experienced increases in the number of filings in FY 1978. The number of statewide civil cases filed increased from 368 to 400, an 8.7% rise. The number of miscellaneous matters filed in Delaware during FY 1977 was 613, an increase of 14.4% from the previous year's total of 536. The number of estates opened increased from 1,700 in FY 1977 to 1,744 in FY 1978, a 2.6% upward change. The numbers of pending cases in each category at year's end also increased by amounts ranging from 2.5% to 5.7%.

COURT OF CHANCERY

JUDICIARY

Chancellor

Hon. William Marvel (9/29/88)  
Carolyn J. Hazen, Secretary  
(571-2441)

Vice-Chancellor

Hon. Maurice A. Hartnett, III (9/29/88)  
Shirley D. Wood, Secretary  
Joyce D. Stockslager, Secretary  
(678-4397)

Vice-Chancellor

Hon. Grover C. Brown (5/9/85)  
Mary Lou Wilcoxson, Secretary  
(856-5338)

COURT OF CHANCERY

SUPPORT PERSONNEL

Court Reporters

Henry D. Skogmo, Chief  
Lorraine B. Marino  
Marian Wagner, Secretary  
Dorothy Cordell, Secretary  
(571-2447)

Judicial Secretary

Carole S. Chmura  
(571-2440)

Law Clerks

Jeffrey S. Welch  
Thomas P. Collins  
(571-2444)

ADDRESSES

Court of Chancery  
134 Public Building  
1020 King Street  
Wilmington, DE 19801

Court of Chancery  
45 The Green  
Dover, DE 19901

Court of Chancery  
Sussex County Courthouse  
The Circle  
Georgetown, DE 19947

REGISTERS IN CHANCERY

NEW CASTLE COUNTY

Registers in Chancery

John D. Kelly, III

Chief Deputies

Jane L. Koke  
Milton Roger Holmes

Deputies

Reta Handlin  
Alberta Maxwell

Court Clerks

Francis M. Donovan  
Valerie A. Ventura

KENT COUNTY

Stanley Wayne Anthony

Frances C. Crozier

Lydia M. McClary

SUSSEX COUNTY

Harvey F. Donovan, Sr.

Mary P. Hill

Lorene C. Breasure

COURT OF CHANCERY

SUPPORT PERSONNEL (CONTINUED)

REGISTERS IN CHANCERY (CONTINUED)

NEW CASTLE COUNTY

KENT COUNTY

SUSSEX COUNTY

Account Clerks

Madge S. Wells  
Carmella M. Wilson

Key Operator

Cynthia Ainis

Secretaries

Theresa M. Mays  
Patricia G. Randolph

Loretta L. Wootten

Clerk Typists

Edna H. May  
Jeannette Raiford (Federally Funded)

ADDRESSES

Register in Chancery  
M-32 Public Building  
1020 King Street  
Wilmington, DE 19801  
(571-7540)

Register in Chancery  
Kent County Courthouse  
38 The Green  
Dover, DE 19901  
(678-3100 X205-206)

Register in Chancery  
Sussex County Courthouse  
The Circle  
Georgetown, DE 19947  
(856-7702 X229)

REGISTERS OF WILLS

NEW CASTLE COUNTY

KENT COUNTY

SUSSEX COUNTY

Registers of Wills

James P. D'Angelo

Ralph R. Smith

Wilson O. McCabe

Chief Deputies

John A. Johnson  
Grover C. Luttrell, Jr.

Betty A. Strobel

Isabelle P. Morris

COURT OF CHANCERY

SUPPORT PERSONNEL (CONTINUED)

REGISTERS OF WILLS (CONTINUED)

NEW CASTLE COUNTY

Deputies

Eleanor M. Riley

Account Clerks

Adelaide D. Giacomia

Virginia Lovett

Ann McLean

Elva M. Phillips

Clerk

Rosie M. Perkins

Secretaries

Lillian T. Banks

Diane I. Halligan

Clerk Typists

Victoria Bernice Clark

Donna S. Dougherty

John N. Drupieski

Lillian Kleveland

Brenda P. Lumpkin

ADDRESSES

Register of Wills  
M-32 Public Building  
1020 King Street  
Wilmington, DE 19801  
(571-7545)

KENT COUNTY

Emma D. Tarburton

Register of Wills  
Kent County Courthouse  
38 The Green  
Dover, DE 19901  
(678-3100 X228-229)

SUSSEX COUNTY

Marie Scott

Register of Wills  
Sussex County Courthouse  
The Circle  
Georgetown, DE 19947  
(856-7701)

## COURT OF CHANCERY

FISCAL YEAR 1978  
CIVIL CASES

	<u>Pending 6-30-77</u>	<u>Filings</u>	<u>Dispositions</u>	<u>Pending 6-30-78</u>	<u>Change In Pending</u>
New Castle	508	311	335	484	-24
Kent	75	30	36	69	- 6
Sussex	95	59	46	108	+13
State	<u>678</u>	<u>400</u>	<u>417</u>	<u>661</u>	<u>-17</u>

COMPARISON - FISCAL YEARS 1977-1978  
CIVIL CASESFILINGS

	<u>1977</u>	<u>1978</u>	<u>Change</u>	<u>% Change</u>
New Castle	266	311	+45	+16.9%
Kent	39	30	- 9	-23.1%
Sussex	63	59	- 4	- 6.3%
State	<u>368</u>	<u>400</u>	<u>+32</u>	<u>+ 8.7%</u>

DISPOSITIONS

	<u>1977</u>	<u>1978</u>	<u>Change</u>	<u>% Change</u>
New Castle	270	335	+65	+24.1%
Kent	29	36	+ 7	+24.1%
Sussex	40	46	+ 6	+15.0%
State	<u>339</u>	<u>417</u>	<u>+78</u>	<u>+23.0%</u>

PENDING AT END OF YEAR

	<u>1977</u>	<u>1978</u>	<u>Change</u>	<u>% Change</u>
New Castle	508	484	-24	- 4.7%
Kent	75	69	- 6	- 8.0%
Sussex	95	108	+13	+13.7%
State	<u>678</u>	<u>661</u>	<u>-17</u>	<u>+ 2.5%</u>

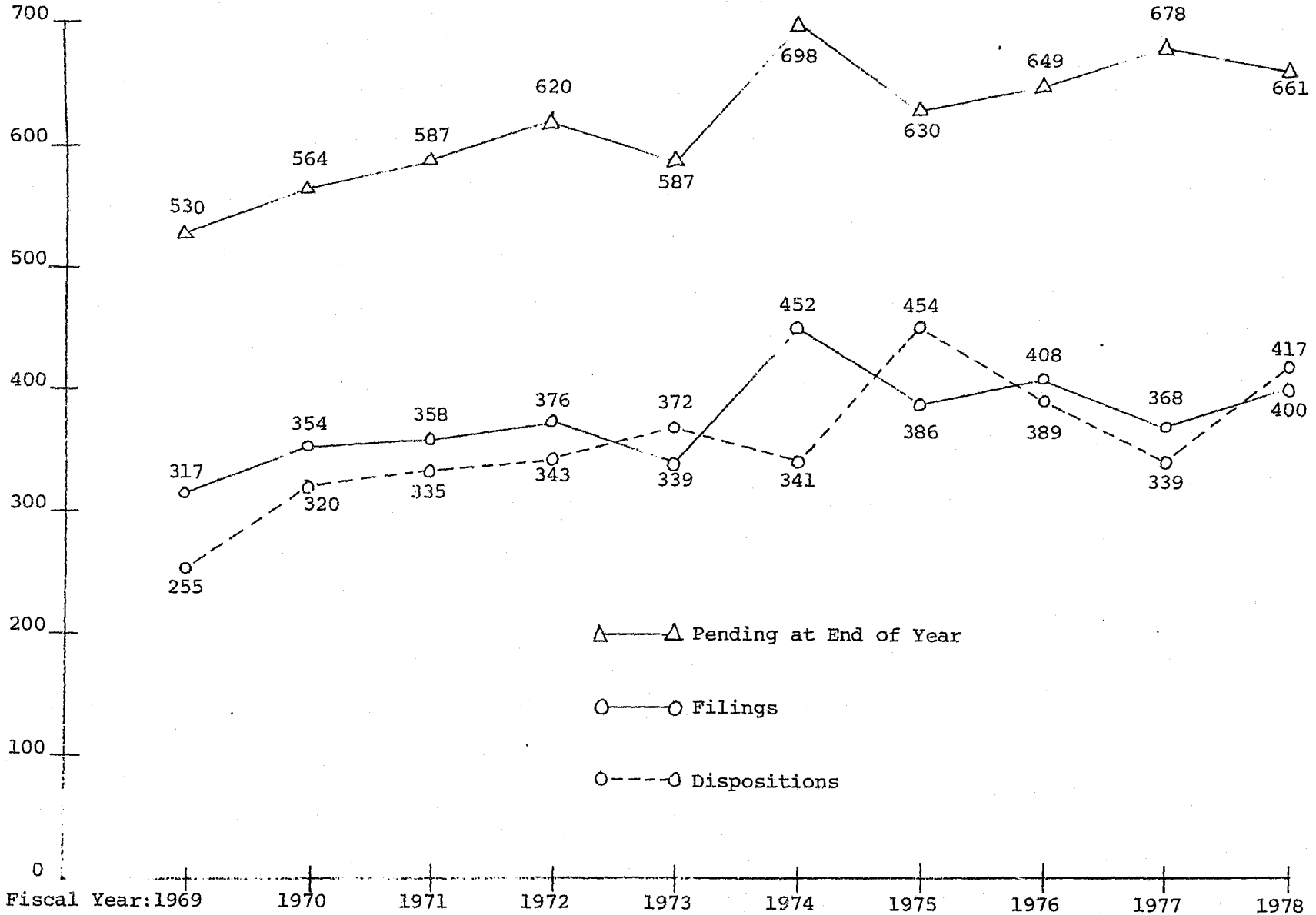
Source: Administrative Office of the Courts



COURT OF CHANCERY

10-YEAR WORKLOAD TREND  
CIVIL CASES

# of Cases

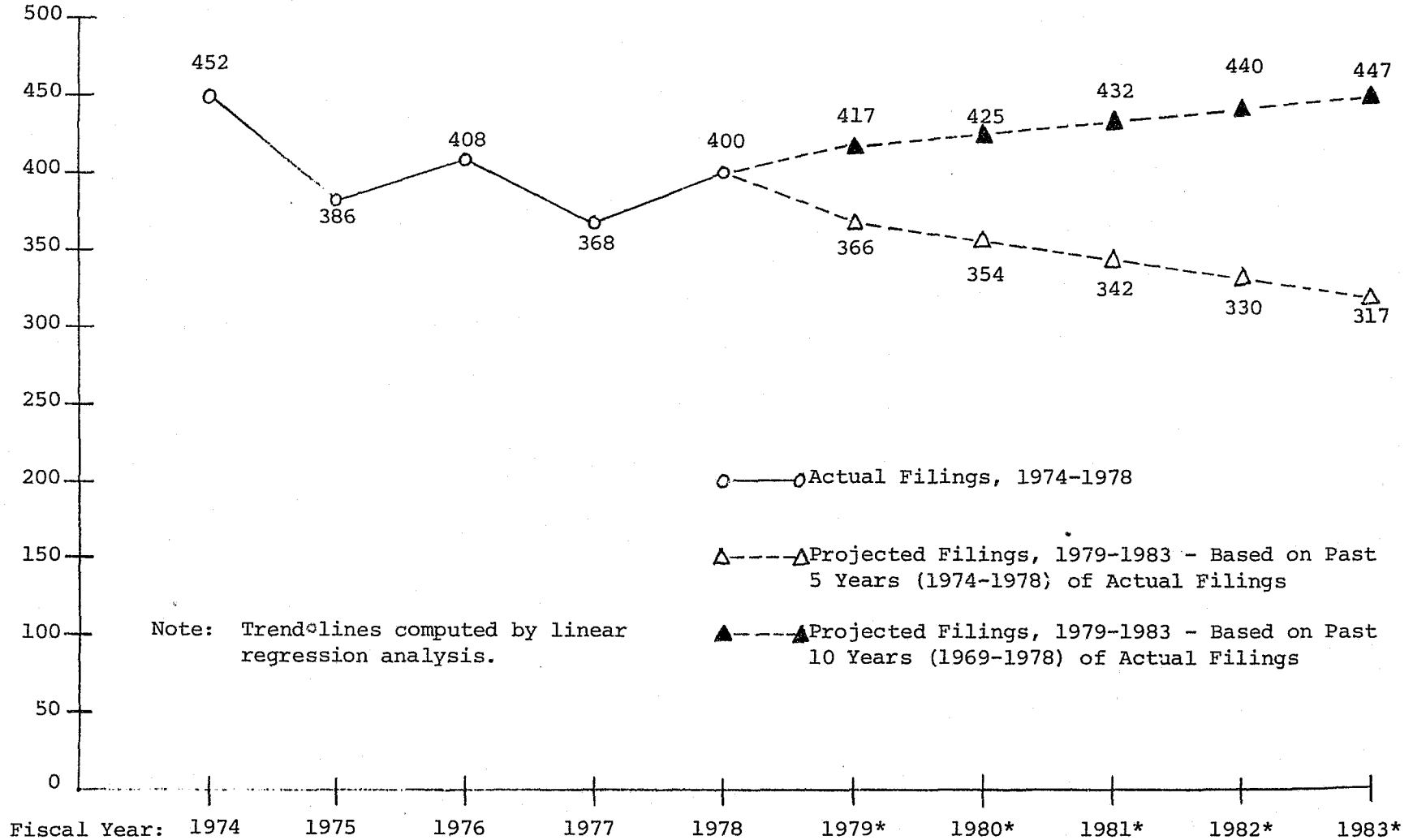


Source: Administrative Office of the Courts

COURT OF CHANCERY

5-YEAR WORKLOAD PROJECTIONS  
CIVIL CASES

# of Cases



Note: Trendlines computed by linear regression analysis.

○—○ Actual Filings, 1974-1978

△---△ Projected Filings, 1979-1983 - Based on Past 5 Years (1974-1978) of Actual Filings

▲---▲ Projected Filings, 1979-1983 - Based on Past 10 Years (1969-1978) of Actual Filings

\* Projected

Source: Administrative Office of the Courts

COURT OF CHANCERY  
FISCAL YEAR 1978  
MISCELLANEOUS MATTERS

<u>NEW CASTLE</u>	<u>Pending 6-30-77</u>	<u>Filings</u>	<u>Dispositions</u>	<u>Pending 6-30-78</u>	<u>Change In Pending</u>
Guardians for Minors	595	111	114	592	- 3
Guardians for Infirm	487	114	52	549	+ 62
Trustees for Mentally Ill	136	7	1	142	+ 6
Other Matters	261	32	13	280	+ 19
Trusts	1,490	94	92	1,492	+ 2
TOTALS	<u>2,969</u>	<u>358</u>	<u>272</u>	<u>3,055</u>	<u>+ 86</u>

<u>KENT</u>	<u>Pending 6-30-77</u>	<u>Filings</u>	<u>Dispositions</u>	<u>Pending 6-30-78</u>	<u>Change In Pending</u>
Guardians for Minors	182	19	18	183	+ 1
Guardians for Infirm	81	14	7	88	+ 7
Trustees for Mentally Ill	10	2	1	11	+ 1
Other Matters	9	12	12	9	0
Trusts	111	8	2	117	+ 6
TOTALS	<u>393</u>	<u>55</u>	<u>40</u>	<u>408</u>	<u>+ 15</u>

<u>SUSSEX</u>	<u>Pending 6-30-77</u>	<u>Filings</u>	<u>Dispositions</u>	<u>Pending 6-30-78</u>	<u>Change In Pending</u>
Guardians for Minors	299	24	24	299	0
Guardians for Infirm	72	28	14	86	+ 14
Trustees for Mentally Ill	16	1	1	16	0
Other Matters	14	70	66	18	+ 4
Trusts	305	77	9	373	+ 68
TOTALS	<u>706</u>	<u>200</u>	<u>114</u>	<u>792</u>	<u>+ 86</u>

<u>STATE</u>	<u>Pending 6-30-77</u>	<u>Filings</u>	<u>Dispositions</u>	<u>Pending 6-30-78</u>	<u>Change In Pending</u>
Guardians for Minors	1,076	154	156	1,074	- 2
Guardians for Infirm	640	156	73	723	+ 83
Trustees for Mentally Ill	162	10	3	169	+ 7
Other Matters	284	114	91	307	+ 23
Trusts	1,906	179	103	1,982	+ 76
TOTALS	<u>4,068</u>	<u>613</u>	<u>426</u>	<u>4,255</u>	<u>+187</u>

*Source: Administrative Office of the Courts*

COURT OF CHANCERY  
COMPARISON - FISCAL YEARS 1977-1978  
MISCELLANEOUS MATTERS

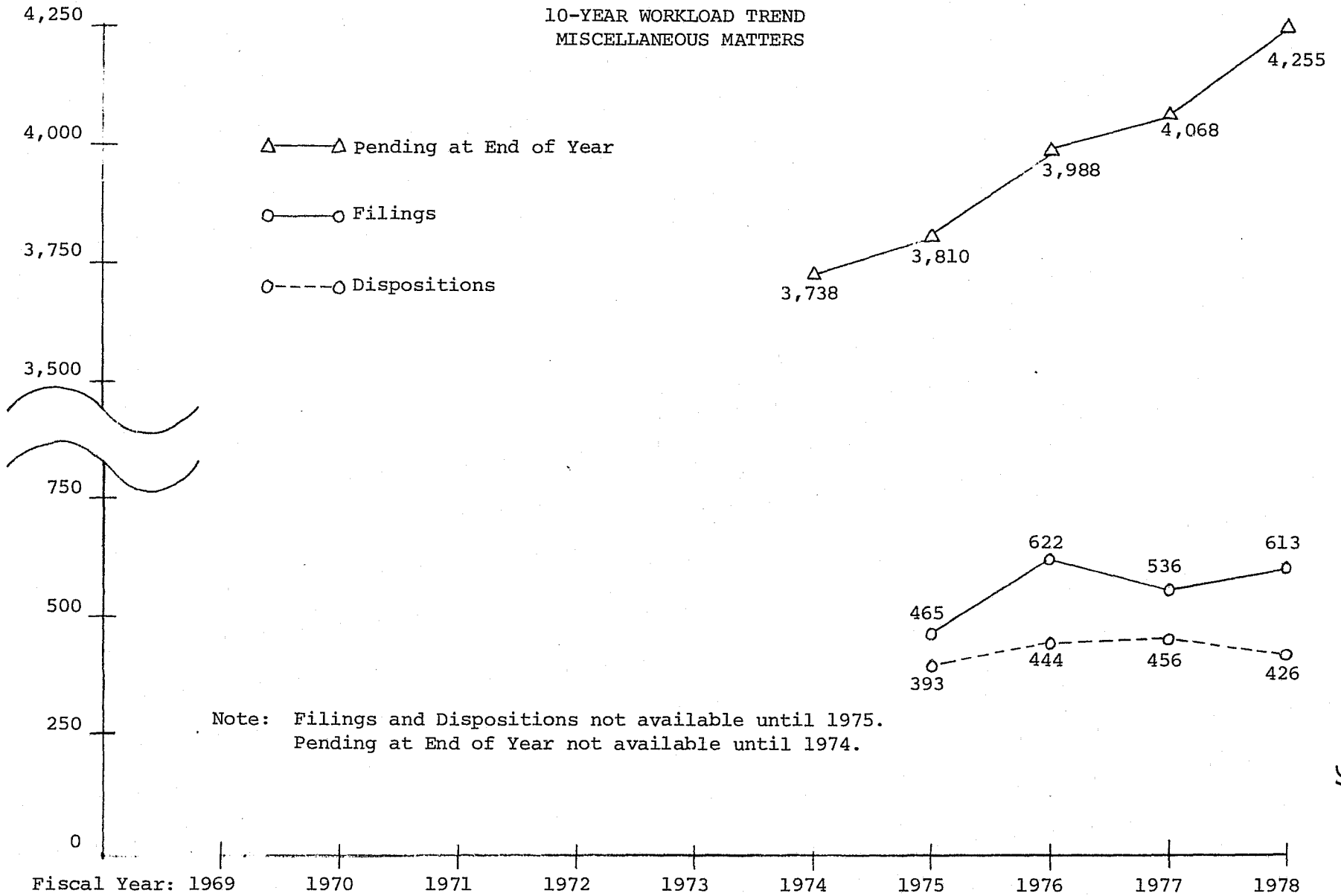
<u>FILINGS</u>	<u>1977</u>	<u>1978</u>	<u>Change</u>	<u>% Change</u>
New Castle	292	358	+ 66	+22.6%
Kent	69	55	- 14	-20.3%
Sussex	175	200	+ 25	+14.3%
State	<u>536</u>	<u>613</u>	<u>+ 77</u>	<u>+14.4%</u>
 <u>DISPOSITIONS</u>				
	<u>1977</u>	<u>1978</u>	<u>Change</u>	<u>% Change</u>
New Castle	303	272	- 31	-10.2%
Kent	29	40	+ 11	+37.9%
Sussex	124	114	- 10	- 8.1%
State	<u>456</u>	<u>426</u>	<u>- 30</u>	<u>- 6.6%</u>
 <u>PENDING AT END OF YEAR</u>				
	<u>1977</u>	<u>1978</u>	<u>Change</u>	<u>% Change</u>
New Castle	2,969	3,055	+ 86	+ 2.9%
Kent	333	408	+ 15	+ 3.8%
Sussex	706	792	+ 86	+12.2%
State	<u>4,068</u>	<u>4,255</u>	<u>+187</u>	<u>+ 4.6%</u>

*Source: Administrative Office of the Courts*

# of Miscellaneous Matters

COURT OF CHANCERY

10-YEAR WORKLOAD TREND  
MISCELLANEOUS MATTERS



Note: Filings and Dispositions not available until 1975.  
Pending at End of Year not available until 1974.

Source: Administrative Office of the Courts

## COURT OF CHANCERY

FISCAL YEAR 1978  
ESTATES

	<u>Pending 6-30-77</u>	<u>Filings</u>	<u>Dispositions</u>	<u>Pending 6-30-78</u>	<u>Change In Pending</u>
New Castle	1,686	1,070	1,074	1,682	- 4
Kent	586	272	167	691	+105
Sussex	480	402	347	535	+ 55
State	<u>2,752</u>	<u>1,744</u>	<u>1,588</u>	<u>2,908</u>	<u>+156</u>

COMPARISON - FISCAL YEARS 1977-1978  
ESTATESESTATES OPENED

	<u>1977</u>	<u>1978</u>	<u>Change</u>	<u>% Change</u>
New Castle	1,045	1,070	+ 25	+ 2.4%
Kent	275	272	- 3	- 1.1%
Sussex	380	402	+ 22	+ 5.8%
State	<u>1,700</u>	<u>1,744</u>	<u>+ 44</u>	<u>+ 2.6%</u>

ESTATES CLOSED

	<u>1977</u>	<u>1978</u>	<u>Change</u>	<u>% Change</u>
New Castle	1,243	1,074	-169	-13.6%
Kent	259	167	- 92	-35.5%
Sussex	381	347	- 34	- 8.9%
State	<u>1,883</u>	<u>1,588</u>	<u>-295</u>	<u>-15.7%</u>

ESTATES REMAINING OPEN AT END OF YEAR

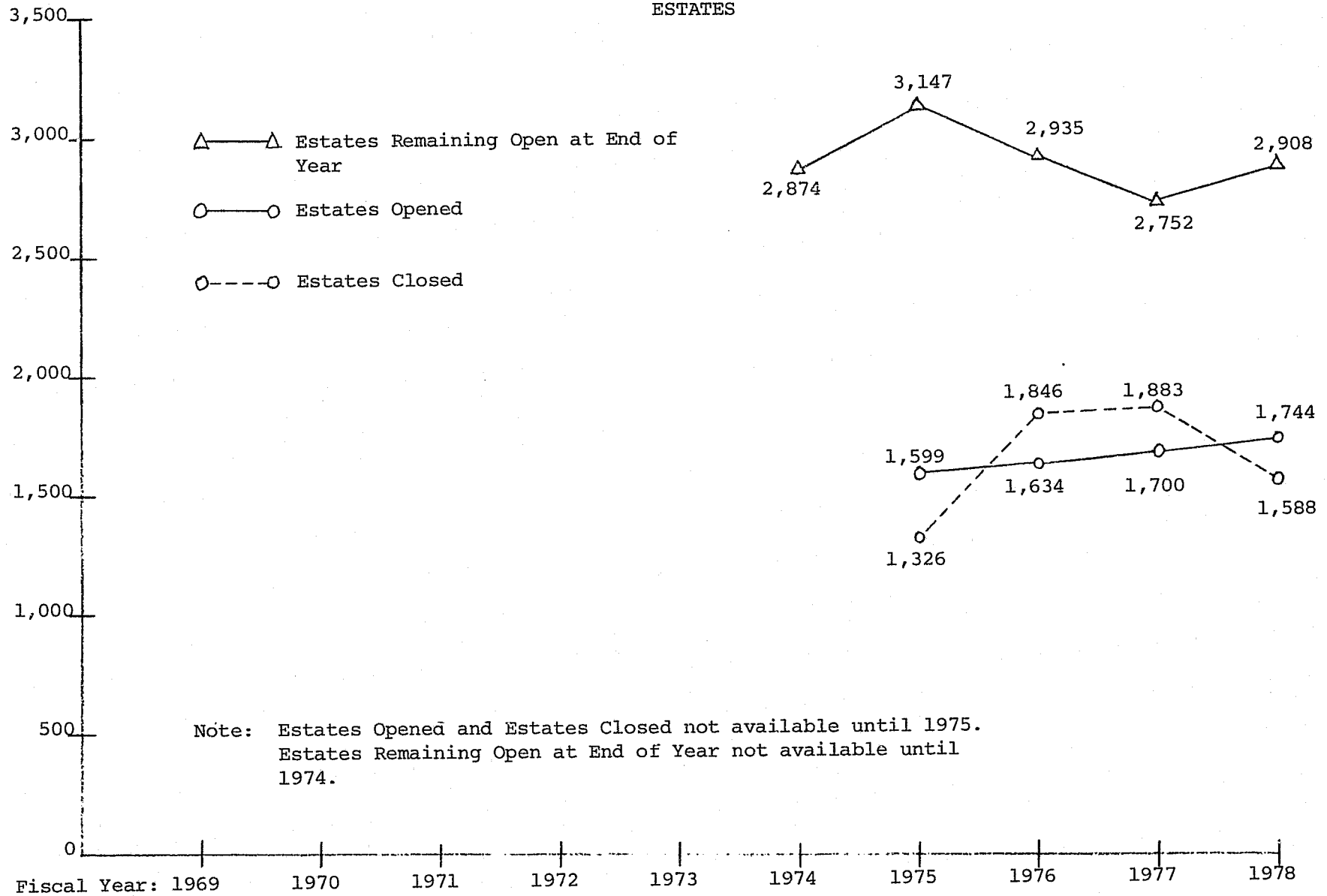
	<u>1977</u>	<u>1978</u>	<u>Change</u>	<u>% Change</u>
New Castle	1,686	1,682	- 4	- 0.2%
Kent	586	691	+105	+17.9%
Sussex	480	535	+ 55	+11.5%
State	<u>2,752</u>	<u>2,908</u>	<u>+156</u>	<u>+ 5.7%</u>

Source: Administrative Office of the Courts

COURT OF CHANCERY

10-YEAR WORKLOAD TREND  
ESTATES

# of Estates



Source: Administrative Office of the Courts

SUMMARY OF COURT OF CHANCERY BUDGET

Budget Code: 02-02-001

BUDGET CATEGORY	FISCAL YEAR 1977 ACTUAL DISBURSEMENT	FISCAL YEAR 1978 ACTUAL DISBURSEMENT	FISCAL YEAR 1979 BUDGET	FISCAL YEAR 1980 REQUEST
Salaries: 1)Judicial	\$106,683.26	\$117,500.00	\$117,500.00	\$117,500.00
2)Employees	127,716.22	134,900.00	147,400.00	158,900.00
Employment Costs	0.00	0.00	34,800.00	38,800.00
Personal Services	0.00	0.00	300.00	500.00
Travel	2,210.60	2,600.00	2,900.00	4,400.00
Contractual Services	8,161.63	11,200.00	15,800.00	17,000.00
Supplies and Materials	5,076.11	5,400.00	5,800.00	7,000.00
Capital Outlay	2,922.42	2,800.00	8,600.00	25,400.00
Special Item: Contingency Fund	2,713.25	1,300.00	0.00	0.00
<b>GRAND TOTAL</b>	<b>\$255,483.49</b>	<b>\$275,700.00</b>	<b>\$333,100.00</b>	<b>\$369,500.00</b>

Note: Figures include federal funds and other funds (if any) as well as State general funds.



**Public  
Guardian**

PUBLIC GUARDIANLegal Authorization

The authority for the Office of the Public Guardian is derived from Title 12, §3991, of the Delaware Code:

"There is established the Office of the Public Guardian. The Chancellor shall appoint the Public Guardian, who shall serve at his pleasure. The salary of the Public Guardian shall be \$18,500.00 per annum, to be paid from the General Fund. The Chancellor, in his discretion, may require the Public Guardian to post bond.

Geographic Organization

The Office of the Public Guardian has responsibility for the entire state and presents its petitions for guardianships in the Court of Chancery in all three counties.

Legal Jurisdiction

The powers and duties of the Public Guardian are spelled out in Title 12, §3992, of the Delaware Code:

"The Public Guardian, when appointed as guardian by Court Order, shall:

1. Serve as guardian for the property of aged, mentally infirm or physically incapacitated persons, pursuant to §3914 of this Title;
2. Serve as a guardian for the person of aged, mentally infirm or physically incapacitated persons where such persons are in danger of substantially endangering their health, or of becoming subject to abuse by other persons, or of becoming the victim of designing persons; or,
3. Serve as both guardian of the person and of property of such person."

The intent of the legislation creating the Office of the Public Guardian was to create a guardianship capability for those situations in which a person needing a guardian does not have any relative, friend, or other person interested in or capable of serving as a guardian, whose estate is insufficient to purchase the services of a private guardian, or who would be best served by a neutral guardian.

Personnel

The Public Guardian is assisted by an administrative assistant and a secretary.

Caseload

In the year of operation July 1, 1977 to June 30, 1978, the office received 159 referrals, almost double the total of referrals

in FY 1977. Of this number, 13 were determined to need the services of the Public Guardian as a guardian, and petitions were presented in the appropriate counties. As of June 30, 1978, the Public Guardian had responsibility for a total of 41 wards - 28 in New Castle County, 4 in Kent, and 9 in Sussex.

The remaining 146 cases were determined not to need guardianship for the solution of their problems and were served by mobilizing the resources of other state and private agencies to aid the client, involving the family of the client, helping the client to take some voluntary action on his own behalf, or simply offering counselling to help the client solve his own problems.

PUBLIC GUARDIAN  
11th Floor  
Wilmington State Office Building  
820 North French Street  
Wilmington, Delaware 19801  
(571-2990)

PERSONNEL

Public Guardian  
Thomas J. Posatko

Administrative Assistant  
Karen H. Groundland

Counselors/Caseworkers  
Patricia E. Gesler  
Carolyn R. Pruett

Secretary  
Barbara A. Walker

PUBLIC GUARDIAN

FISCAL YEAR 1978  
WORKLOAD

	<u>Pending 6-30-77</u>	<u>New Referrals</u>	<u>Cases Closed</u>	<u>Pending 6-30-78</u>	<u>Change In Pending</u>
Guardianships	32	13	4	41	+ 9
Investigations	12	146	120	38	+26
TOTALS	<u>44</u>	<u>159</u>	<u>124</u>	<u>79</u>	<u>+35</u>

COMPARISON-FISCAL YEARS 1977-1978  
WORKLOAD

NEW REFERRALS

	<u>1977</u>	<u>1978</u>	<u>Change</u>	<u>% Change</u>
Guardianships	15	13	- 2	- 13.3%
Investigations	65	146	+81	+124.6%
TOTALS	<u>80</u>	<u>159</u>	<u>+79</u>	<u>+ 98.8%</u>

CASES CLOSED

	<u>1977</u>	<u>1978</u>	<u>Change</u>	<u>% Change</u>
Guardianships	5	4	- 1	- 20.0%
Investigations	59	120	+61	+103.4%
TOTALS	<u>64</u>	<u>124</u>	<u>+60</u>	<u>+ 93.8%</u>

PENDING AT END OF YEAR

	<u>1977</u>	<u>1978</u>	<u>Change</u>	<u>% Change</u>
Guardianships	32	41	+ 9	+ 28.1%
Investigations	12	38	+26	+216.7%
TOTALS	<u>44</u>	<u>79</u>	<u>+35</u>	<u>+ 79.5%</u>

Source: Administrative Office of the Courts

SUMMARY OF PUBLIC GUARDIAN BUDGET

Budget Code: 02-02-002

BUDGET CATEGORY	FISCAL YEAR 1977 ACTUAL DISBURSEMENT	FISCAL YEAR 1978 ACTUAL DISBURSEMENT	FISCAL YEAR 1979 BUDGET	FISCAL YEAR 1980 REQUEST
Salaries	\$38,064.80	\$62,900.00	\$71,000.00	\$62,700.00
Employment Costs	0.00	4,100.00	14,500.00	11,600.00
Personal Services	2.00	1,500.00	1,000.00	3,300.00
Travel	310.68	800.00	200.00	500.00
Contractual Services	5,444.32	5,600.00	4,600.00	5,200.00
Supplies and Materials	858.42	1,200.00	1,700.00	2,400.00
Capital Outlay	135.00	2,700.00	900.00	500.00
Special Item: Contingency Fund	475.00	1,300.00	0.00	0.00
GRAND TOTAL	\$45,290.22	\$80,100.00	\$93,900.00	\$86,200.00.

Note: Figures include federal funds and other funds (if any) as well as State general funds.

**Superior  
Court**

SUPERIOR COURT

Legal Authorization

The Constitution of Delaware, Article IV, Section 1, created the Superior Court.

Geographic Organization

Sessions of Superior Court are held in each of the three counties at the county seat.

Legal Jurisdiction

Superior Court has statewide original jurisdiction over criminal and civil cases, except equity cases, over which the Court of Chancery has exclusive jurisdiction. The Court has exclusive jurisdiction over felonies and drug offenses (except most felonies and drug offenses involving minors and except possession of marijuana cases).

Superior Court has jurisdiction over adoptions and terminations of parental rights and also over involuntary commitments of the mentally ill to the Delaware State Hospital. The Court serves as an intermediate appellate court, hearing appeals on the record from the Court of Common Pleas, Family Court, administrative agencies such as the Industrial Accident Board, Unemployment Insurance Appeal Board, Alcohol Beverage Control Commission, Tax Appeal Board, Zoning and Adjustment Boards, and other quasi-judicial bodies. Appeals from Alderman's Courts, Justice of the Peace Courts, and Municipal Court are heard as trials de novo (second trials) in Superior Court. Appeals from Superior Court are argued on the record before the Supreme Court.

Judges

Number: There are eleven judges appointed to the Superior Court bench; one is appointed President Judge with administrative responsibility for the Court, and three are appointed as Resident Judges and must reside in the county in which they are appointed.

Appointment: The Governor appoints Superior Court Judges with the consent of the Senate.

Tenure: The judges are appointed for 12-year terms.

Qualifications: The judges must be learned in the law and must be members of the Delaware Bar.

Support Personnel

Superior Court may appoint court reporters, law clerks, bailiffs, presentence officers, a secretary for each judge, and other personnel.



An elected Prothonotary for each county serves as Clerk of Superior Court for that county. The Prothonotary is the record-keeper for Superior Court, and as such, the Prothonotary is directly involved with the civil court calendar. The office handles the jury list, property liens, registration of law students and attorneys, and is the custodian of fees for the courts and for the Attorney General. Administratively, for example, the New Castle County Prothonotary's office is divided as follows: Civil, Criminal, Indexing and Entry of Judgements and Executions, Administrative, and Terminations and Adoptions. Further, the Prothonotary's office is charged with the security, care and custody of Court's exhibits.

Elected Sheriffs, one per county, also serve Superior Court.

#### Caseload Trend

Superior Court was able, in FY 1978 to dispose of 83.2% of its criminal cases in New Castle County (79.5% statewide) within 120 days of arrest, the time interval specified by the Chief Justice's Speedy Trial Directive. The Court was able to achieve this rate because the Court controls its own criminal calendar through the Case Scheduling Office and the Criminal Office Judge, and because of the policy in New Castle County of regularly assigning 5 of New Castle County's 8 judges to criminal matters and 3 to civil matters. The total number of criminal cases filed in Superior Court declined by 19.6% over the previous year, in part due to increased preindictment screening of defendants by the Attorney General's office. Superior Court held 370 criminal trials in FY 1978, an average of over 30 per month. The Court disposed of more criminal cases than were filed, and thus was able to reduce the number of pending cases statewide by 11.1%

However, Superior Court's emphasis on criminal cases has continued to handicap its efforts to deal with its civil jurisdiction. The court experienced a 2.4% rise in the number of filings statewide, and while the Court disposed of slightly more cases in FY 1978 than it did in FY 1977, it was not able to dispose of as many cases as were filed. Thus, the number of civil cases pending adjudication rose by 7.4%. Projections show that the number of civil filings in the court will continue to rise over the next several years. Even excluding the effects of any increases, it is estimated that Superior Court needs two additional judges to give the Court the resources to deal as adequately with civil cases as it does with criminal cases.

SUPERIOR COURT

JUDICIARY

President Judge

Hon. Albert J. Stiftel (8/8/90)  
Ann Lafferty, Secretary  
(571-2355)

New Castle County Resident Judge

Hon. Andrew D. Christie (4/29/81)  
Elaine M. Ryan, Secretary  
(571-2358)

Kent County Resident Judge

Hon. George R. Wright (7/1/84)  
Janet L. Case, Secretary  
(678-5331)

Sussex County Resident Judge

Hon. Claud L. Tease (10/25/86)  
Mary Ellen Greenley, Secretary  
(856-5256)

Associate Judges

Hon. Robert C. O'Hara (3/23/90)  
Doris Myers, Secretary  
(571-2370)

Hon. Vincent A. Bifferato (7/26/80)  
Betty Gilson, Secretary  
(571-2361)

Hon. Clarence W. Taylor (7/1/84)  
Carol Edwards, Secretary  
(571-2374)

Hon. Joseph T. Walsh (7/1/84)  
Linda Flohr, Secretary  
(571-2369)

Hon. Bernard Balick (9/18/85)  
Ivone Marvel, Secretary  
(571-2367)

Hon. Joseph J. Longobardi (10/25/86)  
Anne Marie Brown, Secretary  
(571-2544)

Associate Judge

Hon. William G. Bush, III (9/12/84)  
Carol Anne Blaeuer, Secretary  
(678-5331)

SUPERIOR COURT

SUPPORT PERSONNEL

Administrator  
Frederick Kirch  
S. Maureen Golden, Secretary  
(571-2380)

Administrative Assistant  
Vacant

NEW CASTLE COUNTY

KENT COUNTY

SUSSEX COUNTY

Accountant  
Michael E. Indellini  
(571-2376)

Receptionist  
Irma Whittington  
(571-2350)

Case Scheduling Office  
Sarah O. Jones, Chief  
Mary Ann Humphry  
Gail A. Flynn  
Phyllis H. Laffey  
Janet Wootten (Federally Funded)  
(571-2409)

Joyce C. Burnett  
(678-5328)

Lisa D. Isaacs  
(856-5525)

Administrative Assistant to  
Criminal Office Judge  
Donald E. Marston (Federally Funded)  
(571-2414)

Law Clerks  
Clark C. Kingery  
Mary M. McDonough  
Ralph K. Durstein, III  
Francis E. Mieczkowski

Sandra E. Messick

SUPERIOR COURT

SUPPORT PERSONNEL (CONTINUED)

NEW CASTLE COUNTY

Jury Commissioners

John N. Russo  
Delores G. Tatman

Presentence Office

Frank T. Miller, Chief  
Gregory L. Fullhart, Assistant Chief  
William G. Echols, Assistant Chief  
Linden F. Ballance  
Kathleen C. Lucas (Federally Funded)  
Ronald T. Keen  
Barbara P. Holloway  
Deborah M. Wailes  
    Barbara Rogers, Secretary  
    Megan Proud, Secretary  
    Yvonne Keith, Secretary (Federally Funded)  
    Romona Monsen, Secretary  
    Catherine P. Beazley, Secretary  
    Patricia A. Fraticelli, Secretary (Federally Funded)  
    Carol A. Hames, Secretary  
    Janet George, Secretary (Federally Funded)  
    Vickie L. Lally, Secretary  
    (571-2420)

Court Reporters

Morris D. Pearson, Chief  
Betty J. Gleason  
Gary S. Kivelowitz  
Jerome Harrison  
David G. Meddings  
Thomas R. Aitken  
Kathleen Donahue  
William J. Dawson  
Joel Leibow  
William Colvin  
John White, Jr.  
Frances Dawson

KENT COUNTY

Wallace F. McFaul, Jr.  
John R. McDonald

Ralph D. Knotts, Jr.  
Horace B. Willey  
    Norma Jean Tribbitt, Secretary  
    (678-5275)

Linda M. Lavender  
    (678-5311)

SUSSEX COUNTY

Ralph L. Swain  
Walter M. Betts

Robert D. Downes  
Charles G. Allen  
J. Milton Messick  
    Edna Snowden, Secretary  
    (856-5549)

Debra S. Mitchell  
Eileen Murawski  
    Priscilla Stuchlik,  
    Secretary  
    (856-5502)

SUPERIOR COURT

SUPPORT PERSONNEL (CONTINUED)

NEW CASTLE COUNTY

KENT COUNTY

SUSSEX COUNTY

Court Reporters (Continued)

Charles Iuliano

Delores Blevins, Secretary

George Ackerman, Secretary

(571-2390)

Bailiffs

William Davis, Sr., Chief

Walter G. Darrell

Benjamin H. Ellegood, Jr. (Federally Funded)

Constance H. Harding

William A. Landon

Jean L. Luff

Rita L. McClaffery

Michael Tyrawski

John R. Whittington

Stanford V. Williams

Arnold L. Williams

Thomas Rogers

John Garrity

Madeline Powell

Earl E. Clark

Sydney Hitchens

William L. Marvel

ADDRESSES

Superior Court

Public Building

1020 King Street

Wilmington, DE 19801

Superior Court

Kent County Courthouse

38 The Green

Dover, DE 19901

Superior Court

Sussex County Courthouse

The Circle

Georgetown, DE 19947

SUPERIOR COURT

SUPPORT PERSONNEL (CONTINUED)

NEW CASTLE COUNTY

Prothonotaries

George J. Fisher  
Dorothy Blythe, Secretary

Chief Deputies

Elizabeth O. Richeson  
Frank D. Vari

Deputies

Barbara Hrinak  
Wilma McDowell  
Vacant  
Steven Catalano

Court Clerks

Barbara Burris  
Elda Aubertin  
Charles Fitzpatrick  
William MacLaren  
Paul Reynolds  
Walter Tomlinson  
Roland Volzone  
Alice Wilson  
Raymond Wilson  
Theresa Snyder

Clerks

Hattie Phelan  
Rita Casale

PROTHONOTARIES

KENT COUNTY

John H. Shaffer

Delores A. Chadwick

Suzanne B. Brode

Rebecca S. Manchester  
Teresa D. Lindale  
Frances A. Bergold  
Marie A. Johnson

SUSSEX COUNTY

Lawrence E. Sammons

Carol B. Thomas

Sarah D. Washington  
Myrtle E. Shockley

Barbara Ward  
Myrtle Thomas

**CONTINUED**

**1 OF 4**

SUPERIOR COURT

SUPPORT PERSONNEL (CONTINUED)

PROTHONOTARIES (CONTINUED)

NEW CASTLE COUNTY

KENT COUNTY

SUSSEX COUNTY

Secretaries

Elizabeth Budney  
Georgeanne Otto  
Karen Kamalski

Account Clerks

Kenneth Lagowski  
Linda Lawson

Clerk Typists

Kathleen Buchanan  
Vacant  
Thelma Emory  
Lillian Kemper  
Mary Frances Lofland  
Alice Cale (Federally Funded)  
Josephine Pribish  
Henrietta Russell  
Sharon Agnew  
Jamesina Alexander  
Debbie Cronk  
Carol Duffy  
Patricia Flinn  
Rita Ogonowski (Federally Funded)  
Hattie Cummings  
Michelle Fox  
Dale Yancey (Federally Funded)  
Barbara J. Kellam  
Elizabeth Turcol (Federally Funded)  
Sandy Bcrowski  
Vacant  
Margaret Figun (Federally Funded)  
Marlene Ousey  
Mary Elizabeth Pitcavage (Federally Funded)

Debbie A. Donovan



SUPERIOR COURT

SUPPORT PERSONNEL (CONTINUED)

PROTHONOTARIES (CONTINUED)

NEW CASTLE COUNTY

KENT COUNTY

SUSSEX COUNTY

Clerk Typists (Continued)

Cynthia Konkie

Vacant (Federally Funded)

Coop Workers

Willie Slay (Specially Funded)

Charzetta English (Specially Funded)

ADDRESSES

Prothonotary

Mezzanine

Public Building

1020 King Street

Wilmington, DE 19801

(571-2396, 571-7575)

Prothonotary

Kent County Courthouse

38 The Green

Dover, DE 19901

(678-5328)

Prothonotary

P.O. Box 49

Sussex County Courthouse

The Circle

Georgetown, DE 19947

(856-5559, 856-7701 X235)

SHERIFFS

NEW CASTLE COUNTY

KENT COUNTY

SUSSEX COUNTY

Sheriffs

Gerald E. Reilly

George D. Hill, Jr.

Stephen E. Rogers

Chief Deputy

Maryanne Cluff

SUPERIOR COURT

SUPPORT PERSONNEL (CONTINUED)

NEW CASTLE COUNTY

Chief Deputy Sheriff  
Edward F. Bonk, Sr.

Assistant Chief Deputy Sheriff  
William I. Houghton

Deputy  
Clara R. Torrence

Deputy Sheriffs  
Anthony L. Carter, Jr.  
Keith V. Collins  
Theodore Czerwinski  
Luther M. Davis  
Vacant  
Mark F. Grandell  
Vincent J. Grillo  
Julia A. Kemp  
Louis E. Moser  
James R. Osborne  
James F. Orth, Jr.  
Frank W. Page  
Lee Smith  
George W. Talley  
Ronald H. Wilson  
John Zewecke

Accountant  
Francis J. Cole

Account Clerks  
Frank R. Behringer  
Sophia M. Puit

SHERIFFS (CONTINUED)

KENT COUNTY

Carl M. Wright  
George J. Dill

Clerks  
Hazel M. Clendaniel  
Darla L. Clendaniel

SUSSEX COUNTY

Marvin Marvel  
John B. Marvel  
Neva R. McClary  
Violet P. Pepper

SUPERIOR COURT

SUPPORT PERSONNEL (CONTINUED)

SHERIFFS (CONTINUED)

NEW CASTLE COUNTY

KENT COUNTY

SUSSEX COUNTY

Secretary

Dorothy P. Talley

Clerk Typists

Diane D. Baker

Kelly A. Holtzlander

Linad McElhane

June C. Seeney

Rose C. Stopyra

ADDRESSES

Sheriff

Public Building

1020 King Street

Wilmington, DE 19801

(571-7564, 571-7565)

Sheriff

Kent County Courthouse

38 The Green

Dover, DE 19901

(678-3100, X212)

Sheriff

Sussex County Courthouse

The Circle

Georgetown, DE 19947

(856-7701)

SUPERIOR COURT

FISCAL YEAR 1978  
CRIMINAL FILINGS  
EXPLANATORY NOTES

1. All figures represent numbers of defendants only; they should not be confused with numbers of indictments, numbers of cases, criminal action numbers, or any other such figures.
2. A defendant is defined as an individual named in an indictment, so that an individual named in 3 indictments is counted as 3 defendants. An individual with a consecutively-numbered series of informations, appeals, or transfers filed on the same day is counted as one defendant.
3. In Kent County only, each charge indicted against each defendant is returned as a separate indictment. Due to this practice, each person indicted at a Grand Jury session is counted as one defendant, no matter how many charges are indicted against that defendant, and without regard to later actions of the Attorney General which lead to separate trials.
4. Informations represent defendants who have waived indictment.
5. Transfers are defendants brought before the Court of Common Pleas in New Castle County who request jury trials. Since the Court of Common Pleas in Kent and Sussex Counties itself holds jury trials, there are no transfers in those 2 counties.
6. Although New Informations are given separate criminal action numbers by Superior Court, they are not counted in these figures since they represent amendments to charges facing defendants already pending before the court, not new defendants. Inclusion of New Informations as filings would artificially inflate the number of defendants filed in any time period.
7. Reinstatements represent defendants who have had their cases disposed of who are brought back before Superior Court for one of the following reasons:
  - Mistrial
  - Hung jury
  - Motion for new trial granted
  - Guilty plea withdrawn
  - Lower court appeal reinstated after being dismissed
  - Conviction overturned by Supreme Court; remanded to Superior Court for new trial

## SUPERIOR COURT

FISCAL YEAR 1978  
CRIMINAL FILINGSNEW CASTLE

<u>Month</u>	# of Defendants brought to Superior Court By:					<u>TOTALS</u>
	<u>Indictment</u>	<u>Information</u>	<u>Appeal</u>	<u>Transfer</u>	<u>Reinstatement</u>	
July 1977	122	12	9	28	4	175
August 1977	137	11	9	22	4	183
September 1977	180	11	18	23	2	234
October 1977	160	2	15	20	7	204
November 1977	246	26	15	22	1	310
December 1977	144	1	22	25	2	194
January 1978	164	2	16	14	3	199
February 1978	116	4	14	17	5	156
March 1978	151	17	15	29	1	213
April 1978	163	42	9	18	5	237
May 1978	207	8	23	24	9	271
June 1978	<u>159</u>	<u>10</u>	<u>17</u>	<u>25</u>	<u>6</u>	<u>217</u>
TOTALS	1,949	146	182	267	49	2,593
Percentage of Total:	75.2%	5.6%	7.0%	10.3%	1.9%	100.0%

KENT

<u>Month</u>	# of Defendants Brought to Superior Court By:				<u>TOTALS</u>
	<u>Indictment</u>	<u>Information</u>	<u>Appeal</u>	<u>Reinstatement</u>	
July 1977	39	0	0	1	40
August 1977	19	0	4	0	23
September 1977	28	2	3	0	33
October 1977	21	0	2	1	24
November 1977	33	1	3	0	37
December 1977	25	0	1	0	26
January 1978	21	0	2	0	23
February 1978	32	0	2	1	35
March 1978	21	2	3	0	26
April 1978	22	0	0	0	22
May 1978	22	0	1	1	24
June 1978	<u>36</u>	<u>0</u>	<u>8</u>	<u>0</u>	<u>44</u>
TOTALS	319	5	29	4	357
Percentage of Total:	89.4%	1.4%	8.1%	1.1%	100.0%

## SUPERIOR COURT

FISCAL YEAR 1978  
CRIMINAL FILINGSSUSSEX

Month	# of Defendants Brought to Superior Court By:				TOTALS
	<u>Indictment</u>	<u>Information</u>	<u>Appeal</u>	<u>Reinstatement</u>	
July 1977	0	6	7	0	13
August 1977	44	3	5	1	53
September 1977	26	5	8	0	39
October 1977	32	0	4	0	36
November 1977	20	1	5	0	26
December 1977	25	0	3	0	28
January 1978	15	0	3	0	18
February 1978	15	0	3	0	18
March 1978	17	0	3	0	20
April 1978	21	4	1	0	26
May 1978	18	9	9	0	36
June 1978	<u>22</u>	<u>1</u>	<u>7</u>	<u>0</u>	<u>30</u>
TOTALS	255	29	58	1	343
Percentage of Total:	74.3%	8.5%	16.9%	0.3%	100.0%

STATE

Month	# of Defendants Brought to Superior Court By:					TOTALS
	<u>Indictment</u>	<u>Information</u>	<u>Appeal</u>	<u>Transfer</u>	<u>Reinstatement</u>	
July 1977	161	18	16	28	5	228
August 1977	200	14	18	22	5	259
September 1977	234	18	29	23	2	306
October 1977	213	2	21	20	8	264
November 1977	299	28	23	22	1	373
December 1977	194	1	26	25	2	248
January 1978	200	2	21	14	3	240
February 1978	163	4	19	17	6	209
March 1978	189	19	21	29	1	259
April 1978	206	46	10	18	5	285
May 1978	247	17	33	24	10	331
June 1978	<u>217</u>	<u>11</u>	<u>32</u>	<u>25</u>	<u>6</u>	<u>291</u>
TOTALS	2,523	180	269	267	54	3,293
Percentage of Total:	76.6%	5.5%	8.2%	8.1%	1.6%	100.0%

SUPERIOR COURTFISCAL YEAR 1978  
CRIMINAL DISPOSITIONS  
EXPLANATORY NOTES

1. All figures represent numbers of defendants only; they should not be confused with numbers of cases, criminal action numbers, or any other such figures.
2. A defendant is defined as an individual named in an indictment; an individual named in three indictments is counted as 3 defendants. An individual with a consecutively-numbered series of informations, appeals, or transfers filed on the same day is counted as one defendant.
3. The trial dispositions refer to the number of defendants whose charges were disposed of at a trial, not the number of trials per se. The date of disposition is the trial date, unless the decision is reserved, in which case it is the date when the opinion is handed down.
4. A defendant is counted as being disposed of by nolle prosequi only if all charges in an indictment or information or all charges transferred or appealed simultaneously are dropped. If a defendant pleads guilty to one charge in an indictment, and other charges in the same indictment are then nol-prossed, that defendant is considered to have been disposed of by guilty plea, and his disposition date is the date of the plea.
5. Defendants are not counted as disposed of by nol-pros if the nolle prosequi was filed to an original charge because the defendant entered a guilty plea to a New Information. Since the New Information is a further action in an existing case and is not counted as a separate filing, so also the nol-pros is not the primary disposition. Counting a defendant as nol-prossed and as having entered a plea to a new information would mean counting two dispositions for one case.
6. Only nol-prosses filed for defendants who were actually brought before Superior Court by indictment, information, appeal, transfer, or reinstatement are counted in the total number of Superior Court dispositions. Nolle prosequis of unindicted defendants are listed separately because such defendants were never formally before the Superior Court. Counting them as dispositions would be erroneously counting dispositions for cases which were never filed.

EXPLANATORY NOTES (CONTINUED)

7. Remands are defendants who appealed or transferred their cases to Superior Court and had them remanded back to lower court.
8. ADRR's and remands do not constitute the dispositions of all appeals that are filed; some are disposed of by trial de novo, plea, or nolle prosequi.
9. Unindicted nolle prosequis are felony or drug defendants who were arrested and were bound over to Superior Court by a lower court either because probable cause was found or because the defendant waived preliminary hearing. The Attorney General then decided not to seek indictment or the grand jury ignored the indictment and a nolle prosequi was filed. Unindicted nolle prosequis are not counted as dispositions because they are not counted as filings until an indictment or information is filed.



SUPERIOR COURT  
FISCAL YEAR 1978  
CRIMINAL DISPOSITIONS

NEW CASTLE

<u>Month</u>	<u>Trial</u>	<u>Guilty Plea</u>	# of Defendants Disposed Of By:				<u>TOTALS</u>	<u>Unindicted Nolle Prosequi</u>
			<u>Nolle Prosequi</u>	<u>Dismissal</u>	<u>ADRR</u>	<u>Remand</u>		
July 1977	23	149	54	5	4	0	235	21
August 1977	28	75	44	5	1	0	153	15
September 1977	20	149	61	3	5	0	238	32
October 1977	30	123	100	3	4	2	262	33
November 1977	21	168	69	2	3	0	263	22
December 1977	23	86	39	1	5	0	154	38
January 1978	35	126	63	2	4	1	231	25
February 1978	19	91	40	6	3	0	159	23
March 1978	34	161	39	1	2	0	237	13
April 1978	28	152	31	1	4	10	226	14
May 1978	32	182	97	1	3	0	315	62
June 1978	42	132	47	0	2	2	225	30
<b>TOTALS</b>	<b>335</b>	<b>1,594</b>	<b>684</b>	<b>30</b>	<b>40</b>	<b>15</b>	<b>2,698</b>	<b>328</b>
Percentage of Total:	12.4%	59.1%	25.4%	1.1%	1.5%	0.5%	100.0%	

ADRR = Appeal Dismissed, Record Remanded

SUPERIOR COURT  
FISCAL YEAR 1978  
CRIMINAL DISPOSITIONS

KENT

<u>Month</u>	# of Defendants Disposed Of By:						<u>TOTALS</u>	<u>Unindicted Nolle Prosequi</u>
	<u>Trial</u>	<u>Guilty Plea</u>	<u>Nolle Prosequi</u>	<u>Dismissal</u>	<u>ADRR</u>	<u>Remand</u>		
July 1977	1	28	5	0	0	0	34	4
August 1977	0	10	0	0	0	0	10	0
September 1977	0	33	3	0	1	0	37	0
October 1977	0	37	5	0	0	0	42	0
November 1977	0	21	6	0	2	0	29	9
December 1977	2	3	1	0	0	0	6	0
January 1978	2	14	3	0	1	0	20	0
February 1978	1	11	5	0	1	0	18	1
March 1978	1	1	1	0	0	0	3	2
April 1978	3	51	9	1	1	1	66	5
May 1978	0	26	0	0	0	0	26	0
June 1978	<u>7</u>	<u>29</u>	<u>2</u>	<u>0</u>	<u>1</u>	<u>0</u>	<u>39</u>	<u>6</u>
TOTALS	17	264	40	1	7	1	330	27
Percentage of Total:	5.2%	80.0%	12.1%	0.3%	2.1%	0.3%	100.0%	

ADRR = Appeal Dismissed, Record Remanded

Source: Superior Court Case Scheduling Office

SUPERIOR COURT  
FISCAL YEAR 1978  
CRIMINAL DISPOSITIONS

SUSSEX

<u>Month</u>	<u>Trial</u>	<u>Guilty Plea</u>	# of Defendants Disposed Of By:				<u>TOTALS</u>	<u>Unindicted Nolle Prosequi</u>
			<u>Nolle Prosequi</u>	<u>Dismissal</u>	<u>ADRR</u>	<u>Remand</u>		
July 1977	5	26	6	0	0	0	37	0
August 1977	5	37	16	0	1	0	59	0
September 1977	1	29	8	1	0	0	39	1
October 1977	4	17	7	0	2	0	30	4
November 1977	6	16	6	0	2	0	30	1
December 1977	3	16	7	0	0	0	26	2
January 1978	5	30	13	2	2	0	52	0
February 1978	2	22	6	0	0	0	30	4
March 1978	3	16	9	0	0	0	28	1
April 1978	9	20	10	0	1	0	40	2
May 1978	7	17	7	0	1	0	32	3
June 1978	4	24	8	1	2	0	39	1
<b>TOTALS</b>	54	270	103	4	11	0	442	19
Percentage of Total:	12.2%	61.1%	23.3%	0.9%	2.5%	0.0%	100.0%	

ADRR = Appeal Dismissed, Record Remanded

SUPERIOR COURT  
FISCAL YEAR 1978  
CRIMINAL DISPOSITIONS

STATE

Month	# of Defendants Disposed Of By:						TOTALS	Unindicted Nolle Prosequi
	Trial	Guilty Plea	Nolle Prosequi	Dismissal	ADRR	Remand		
July 1977	29	203	65	5	4	0	306	25
August 1977	33	122	60	5	2	0	222	15
September 1977	21	211	72	4	6	0	314	33
October 1977	34	177	112	3	6	2	334	37
November 1977	27	205	81	2	7	0	322	32
December 1977	28	105	47	1	5	0	186	40
January 1978	42	170	79	4	7	1	303	25
February 1978	22	124	51	6	4	0	207	28
March 1978	38	178	49	1	2	0	268	16
April 1978	40	223	50	2	6	11	332	21
May 1978	39	225	104	1	4	0	373	65
June 1978	<u>53</u>	<u>185</u>	<u>57</u>	<u>1</u>	<u>5</u>	<u>2</u>	<u>303</u>	<u>37</u>
TOTALS	406	2,128	827	35	58	16	3,470	374
Percentage of Total:	11.7%	61.3%	23.8%	1.0%	1.7%	0.5%	100.0%	

ADRR = Appeal Dismissed, Record Remanded

SUPERIOR COURT

FISCAL YEAR 1978  
CRIMINAL DISPOSITIONS  
TRIAL DISPOSITIONS - PART ONE

	# of Defendants Disposed Of By:						# of Defendants:							
	<u>Jury Trial</u>		<u>Non-Jury Trial</u>		<u>Total</u>		<u>Guilty</u>		<u>Not Guilty</u>		<u>No Final Disposition*</u>		<u>Total</u>	
New Castle	290	86.6%	45	13.4%	335	100.0%	214	63.9%	95	28.4%	26	7.7%	335	100.0%
Kent	15	88.2%	2	11.8%	17	100.0%	16	94.1%	0	0.0%	1	5.9%	17	100.0%
Sussex	26	48.1%	28	51.9%	54	100.0%	43	79.6%	11	20.4%	0	0.0%	54	100.0%
State	331	81.5%	75	18.5%	406	100.0%	273	67.2%	106	26.1%	27	6.7%	406	100.0%

\* Hung juries, mistrials, and remands.

TRIAL DISPOSITIONS - PART TWO

# of Defendants Disposed Of By:

	<u>Jury Trial</u>									<u>Non-Jury Trial</u>							<u>TOTALS</u>
	<u>Guilty</u>	<u>Guilty-LIO</u>	<u>Pled Guilty at Trial</u>	<u>Pled Guilty-LIO at Trial</u>	<u>Not Guilty</u>	<u>Dismissal at Trial</u>	<u>Nolle Prosequi at Trial</u>	<u>Hung Jury</u>	<u>Mistrial</u>	<u>Guilty</u>	<u>Guilty-LIO</u>	<u>Pled Guilty at Trial</u>	<u>Pled Guilty-LIO at Trial</u>	<u>Not Guilty</u>	<u>Directed Verdict of Acquittal</u>	<u>Nolle Prosequi at Trial</u>	
New Castle	122	22	19	20	51	8	25	21	3	24	4	1	2	10	0	3	335
Kent	12	0	0	2	0	0	0	0	1	2	0	0	0	0	0	0	17
Sussex	12	3	2	1	8	0	0	0	0	21	3	0	1	2	1	0	54
State	146	25	21	23	59	8	25	21	4	47	7	1	3	12	1	3	406

LIO = Lesser Included Offense

SUPERIOR COURT

FISCAL YEAR 1978  
CRIMINAL DISPOSITIONS  
GUILTY PLEA DISPOSITIONS  
EXPLANATORY NOTES

1. "PG-All" means that the defendant pled guilty to every charge facing him. These pleas of guilty are the only ones not plea-bargained.
2. "PG-Most Serious" indicates that the defendant pled guilty to the major charge of a multi-count indictment, appeal, transfer, or reinstatement.
3. "PG-LIO" denotes that a defendant pled guilty to a lesser included offense of the most serious charge.
4. "PG-Lesser" indicates a plea of guilty to a lesser charge of the same indictment or other filing.
5. "PG-LIO-Lesser" means that the defendant pled guilty to a lesser included offense of a lesser charge of a multi-count indictment or other filing. This is the weakest type of plea.
6. "PG-NI" indicates that a defendant pled guilty to a new information - always a less serious charge than the original one.
7. "PG-Information" denotes a defendant who waived indictment and pled guilty to an information filed by the Attorney General. This is always a reduced charge.
8. Pleas of guilty to amended informations (PG-AI) are counted in with the PG-LIO's.
9. A plea of nolo contendere is considered to be the equivalent of a guilty plea; e.g., a plea of nolo contendere to an LIO is counted in with the PG-LIO's.

SUPERIOR COURT  
 FISCAL YEAR 1978  
 CRIMINAL DISPOSITIONS  
 GUILTY PLEA DISPOSITIONS

	# of Defendants Who:															
	<u>PG- All</u>		<u>PG- Most Serious</u>		<u>PG- LIO</u>		<u>PG- Lesser</u>		<u>PG- LIO-Lesser</u>		<u>PG- NI</u>		<u>PG Information</u>		<u>TOTALS</u>	
New Castle	203	12.7%	451	28.3%	515	32.3%	136	8.5%	17	1.1%	123	7.7%	149	9.4%	1,594	100.0%
Kent	60	22.7%	87	33.0%	89	33.7%	22	8.3%	2	0.8%	2	0.8%	2	0.8%	264	100.0%
Sussex	68	25.2%	52	19.3%	120	44.4%	19	7.0%	5	1.9%	1	0.4%	5	1.9%	270	100.0%
State	<u>331</u>	<u>15.6%</u>	<u>590</u>	<u>27.7%</u>	<u>724</u>	<u>34.0%</u>	<u>177</u>	<u>8.3%</u>	<u>24</u>	<u>1.1%</u>	<u>126</u>	<u>5.9%</u>	<u>156</u>	<u>7.3%</u>	<u>2,128</u>	<u>100.0%</u>

SUPERIOR COURT  
 FISCAL YEAR 1978  
 CRIMINAL DISPOSITIONS  
 GUILTY PLEA DISPOSITIONS

	# of Defendants Who:															
	<u>PG- All</u>		<u>PG- Most Serious</u>		<u>PG- LIO</u>		<u>PG- Lesser</u>		<u>PG- LIO-Lesser</u>		<u>PG- NI</u>		<u>PG Information</u>		<u>TOTALS</u>	
New Castle	203	12.7%	451	28.3%	515	32.3%	136	8.5%	17	1.1%	123	7.7%	149	9.4%	1,594	100.0%
Kent	60	22.7%	87	33.0%	89	33.7%	22	8.3%	2	0.8%	2	0.8%	2	0.8%	264	100.0%
Sussex	68	25.2%	52	19.3%	120	44.4%	19	7.0%	5	1.9%	1	0.4%	5	1.9%	270	100.0%
State	<u>331</u>	<u>15.6%</u>	<u>590</u>	<u>27.7%</u>	<u>724</u>	<u>34.0%</u>	<u>177</u>	<u>8.3%</u>	<u>24</u>	<u>1.1%</u>	<u>126</u>	<u>5.9%</u>	<u>156</u>	<u>7.3%</u>	<u>2,128</u>	<u>100.0%</u>



SUPERIOR COURT  
FISCAL YEAR 1978  
CRIMINAL DISPOSITIONS  
NOLLE PROSEQUI DISPOSITIONS - PART ONE\*

	<u># of Defendants With Plea-Related Nolle Prosequis**</u>		<u># of Defendants With Non-Plea Related Nolle Prosequis</u>		<u>Total # of Defendants With Nolle Prosequis</u>	
New Castle	205	30.0%	479	70.0%	684	100.0%
Kent	9	22.5%	31	77.5%	40	100.0%
Sussex	23	22.3%	80	77.7%	103	100.0%
State	<u>237</u>	<u>28.7%</u>	<u>590</u>	<u>71.3%</u>	<u>827</u>	<u>100.0%</u>

\* Nolle prosequis for indicted defendants only.

\*\* Plea-related nolle prosequis are those defendants whose charges were dropped because they or codefendants pled guilty to or were found guilty of related charges, or because they cooperated with the Attorney General. Thus, for every plea-related nolle prosequi there is a finding of guilt for some defendant.

SUPERIOR COURT  
 FISCAL YEAR 1978  
 CRIMINAL DISPOSITIONS  
 NOLLE PROSEQUI DISPOSITIONS - PART TWO\*

	Number of Defendants With Plea-Related** Nolle Prosequis					Number of Defendants With Non-Plea Related Nolle Prosequis												
	<u>Guilty of Other Charges, Different Indictment</u>	<u>Pled Guilty, New Information</u>	<u>Tried on Same Charges, Other Court</u>	<u>Codefendant Guilty</u>	<u>Granted Immunity, AG's Witness</u>	<u>Insufficient Evidence</u>	<u>Victim/Witness Availability</u>	<u>Victim/Witness Attitude/Credibility</u>	<u>AG Did Not Wish to Prosecute#</u>	<u>Police Problem</u>	<u>Placed on AG Probation</u>	<u>Reindicted</u>	<u>Wrong Person Indicted</u>	<u>Defense Valid¶</u>	<u>Due Process¶</u>	<u>Prosecutive Merit</u>	<u>Other</u>	<u>TOTALS</u>
New Castle	110	4	25	11	2	173	41	28	6	1	49	55	3	1	3	89	80	684
Kent	Not Available					Not Available												Not Available
Sussex	Not Available					Not Available												Not Available
State	Not Available					Not Available												Not Available

\*Nolle Prosequis for indicted defendants only.

\*\*Plea-related nolle prosequis are those defendants whose charges were dropped because they or codefendants pled guilty to or were found guilty of related charges, or because they cooperated with the Attorney General. Thus, for every plea-related nolle prosequi there is a finding of guilt for some defendant.

#Category abolished June 1, 1978.

¶Category created June 1, 1978.

SUPERIOR COURT

PAGE  
=73=

FISCAL YEAR 1978  
CRIMINAL DISPOSITIONS  
DISPOSITIONS BY OFFENSE TYPE

NEW CASTLE

Offense	Trial			# of Defendants Disposed Of By:					TOTALS
	G	NG	NFD	Guilty Plea	NP	Dismissal	ADRR	Remand	
<u>Crimes of Violence</u>									
Murder 1st	7	1	1	1	2	0	0	0	12
Murder 2nd	4	2	0	1	0	0	0	0	7
Manslaughter	1	1	0	0	0	0	0	0	2
Criminally Negligent Homicide	3	1	0	9	1	1	0	0	15
Attempted Murder	8	1	0	5	0	0	0	0	14
Assault 1st	11	1	0	26	10	1	0	0	49
Assault 2nd	9	2	5	53	20	0	0	0	89
Reckless Endangering 1st	2	1	0	17	2	0	0	0	22
Rape 1st	10	5	0	4	12	0	0	10	41
Rape 2nd	0	0	0	1	2	0	0	0	3
Sodomy 1st/2nd	2	0	1	6	4	0	0	0	13
Kidnapping 1st/2nd	2	0	0	2	3	0	0	0	7
Robbery 1st	21	8	4	54	38	1	0	0	126
Robbery 2nd	9	6	0	14	9	0	0	0	38
<u>Drug Offenses</u>									
Delivery	8	3	0	104	25	0	0	1	141
Possession W/Intent to Deliver	6	3	0	44	10	2	0	0	65
Possession NN Schedule I	3	1	0	140	58	0	0	0	202
Other Drug Offenses	3	2	0	54	24	0	0	0	83
<u>Other Grand Jury Offenses</u>									
Burglary 1st/2nd/3rd	15	13	4	230	74	10	0	1	347
Theft/Shoplifting/RSP/Forgery	26	6	2	354	123	4	0	0	515
All Weapons Offenses	7	5	0	95	43	0	0	0	150
Arson 1st/2nd/3rd	1	1	1	3	0	0	0	0	6
Other Grand Jury Offenses	20	4	6	184	82	5	0	1	302
<u>Appeal and Transfer Cases</u>									
DUI/CUI	3	0	0	92	10	1	5	1	112
Other Traffic Offenses	16	14	0	54	49	2	25	0	160
Non-Traffic Offenses	17	16	0	47	83	3	10	1	177
<b>TOTALS</b>	<b>214</b>	<b>97</b>	<b>24</b>	<b>1,594</b>	<b>684</b>	<b>30</b>	<b>40</b>	<b>15</b>	<b>2,698</b>

NFD = No Final Disposition (Hung Juries, Mistrials, Remands)

G = Guilty

NG = Not Guilty

NP = Nolle Prosequi

ADRR = Appeal Dismissed, Record Remanded

NN = Non-Narcotic

RSP = Receiving Stolen Property

DUI/CUI = Driving Under the Influence/Control Under the Influence

SUPERIOR COURT

PAGE  
=74=

FISCAL YEAR 1978  
CRIMINAL DISPOSITIONS  
DISPOSITIONS BY OFFENSE TYPE

KENT

<u>Offense</u>	<u>Trial</u>			# of Defendants Disposed Of By:					<u>TOTALS</u>
	<u>G</u>	<u>NG</u>	<u>NFD</u>	<u>Guilty Plea</u>	<u>NP</u>	<u>Dismissal</u>	<u>ADRR</u>	<u>Remand</u>	
<u>Crimes of Violence</u>									
Murder 1st	1	0	0	3	0	0	0	0	4
Murder 2nd	0	0	0	0	0	0	0	0	0
Manslaughter	0	0	0	0	0	0	0	0	0
Criminally Negligent Homicide	0	0	0	3	0	0	0	0	3
Attempted Murder	0	0	0	2	0	0	0	0	2
Assault 1st	0	0	0	7	0	0	0	0	7
Assault 2nd	2	0	0	18	1	0	0	0	21
Reckless Endangering 1st	0	0	0	7	1	0	0	0	8
Rape 1st	0	0	0	0	0	0	0	0	0
Rape 2nd	0	0	0	0	1	0	0	0	1
Sodomy 1st/2nd	0	0	0	0	0	0	0	0	0
Kidnapping 1st/2nd	0	0	0	1	0	0	0	0	1
Robbery 1st	0	0	0	3	1	0	0	0	4
Robbery 2nd	0	0	0	2	0	0	0	0	2
<u>Drug Offenses</u>									
Delivery	0	0	0	31	0	0	0	0	31
Possession W/Intent to Deliver	0	0	0	3	0	0	0	0	3
Possession NN Schedule I	0	0	0	10	3	0	0	0	13
Other Drug Offenses	0	0	0	11	4	0	0	0	15
<u>Other Grand Jury Offenses</u>									
Burglary 1st/2nd/3rd	5	0	0	52	7	1	0	0	65
Theft/Shoplifting/RSP/Forgery	1	0	0	54	11	0	0	0	66
All Weapons Offenses	2	0	0	24	3	0	0	0	29
Arson 1st/2nd/3rd	0	0	0	0	0	0	0	0	0
Other Grand Jury Offenses	2	0	0	21	6	0	0	0	29
<u>Appeal and Transfer Cases</u>									
DUI/CUI	0	0	1	7	1	0	0	0	9
Other Traffic Offenses	2	0	0	5	0	0	5	1	13
Non-Traffic Offenses	1	0	0	0	1	0	2	0	4
<b>TOTALS</b>	<b>16</b>	<b>0</b>	<b>1</b>	<b>264</b>	<b>40</b>	<b>1</b>	<b>7</b>	<b>1</b>	<b>330</b>

NFD = No Final Disposition (Hung Juries, Mistrials, Remands)

G = Guilty

NG = Not Guilty

NP = Nolle Prosequi

ADRR = Appeal Dismissed, Record Remanded

NN = Non-Narcotic

RSP = Receiving Stolen Property

DUI/CUI = Driving Under the Influence/Control Under the Influence

Source: Superior Court Case Scheduling Office

## SUPERIOR COURT

PAGE  
=75=FISCAL YEAR 1978  
CRIMINAL DISPOSITIONS  
DISPOSITIONS BY OFFENSE TYPESUSSEX

Offense	# of Defendants Disposed Of By:								TOTALS
	Trial			Guilty	NP	Dismissal	ADRR	Remand	
	G	NG	NFD	Plea					
<u>Crimes of Violence</u>									
Murder 1st	1	1	0	3	0	0	0	0	5
Murder 2nd	4	0	0	0	0	0	0	0	4
Manslaughter	2	1	0	2	2	0	0	0	7
Criminally Negligent Homicide	0	0	0	1	0	0	0	0	1
Attempted Murder	0	0	0	0	0	0	0	0	0
Assault 1st	2	0	0	6	3	0	0	0	11
Assault 2nd	1	0	0	5	3	0	0	0	9
Reckless Endangering 1st	5	1	0	14	1	0	0	0	21
Rape 1st	4	0	0	2	1	0	0	0	7
Rape 2nd	0	0	0	2	0	0	0	0	2
Sodomy 1st/2nd	0	0	0	0	0	0	0	0	0
Kidnapping 1st/2nd	0	0	0	1	0	0	0	0	1
Robbery 1st	3	1	0	2	7	0	0	0	13
Robbery 2nd	0	0	0	5	1	0	0	0	6
<u>Drug Offenses</u>									
Delivery	5	0	0	15	4	0	0	0	24
Possession W/Intent to Deliver	0	0	0	9	1	0	0	0	10
Possession NN Schedule I	0	0	0	28	6	0	0	0	34
Other Drug Offenses	1	0	0	10	3	1	0	0	15
<u>Other Grand Jury Offenses</u>									
Burglary 1st/2nd/3rd	7	2	0	58	11	0	0	0	78
Theft/Shoplifting/RSP/Forgery	3	1	0	45	18	0	0	0	67
All Weapons Offenses	1	2	0	8	5	0	0	0	16
Arson 1st/2nd/3rd	0	0	0	0	0	0	0	0	0
Other Grand Jury Offenses	5	0	0	23	14	0	0	0	42
<u>Appeal and Transfer Cases</u>									
DUI/CUI	0	0	0	13	1	0	2	0	16
Other Traffic Offenses	1	0	0	16	16	1	9	0	43
Non-Traffic Offenses	0	0	0	2	6	2	0	0	10
TOTALS	45	9	0	270	103	4	11	0	442

NFD = No Final Disposition (Hung Juries, Mistrials, Remands)

G = Guilty

NG = Not Guilty

NP = Nolle Prosequi

ADRR = Appeal Dismissed, Record Remanded

NN = Non-Narcotic

RSP = Receiving Stolen Property

DUI/CUI = Driving Under the Influence/Control Under the Influence

Source: Superior Court Case Scheduling Office

## SUPERIOR COURT

PAGE  
=76=FISCAL YEAR 1978  
CRIMINAL DISPOSITIONS  
DISPOSITIONS BY OFFENSE TYPESTATE

<u>Offense</u>	Trial			# of Defendants Disposed Of By:					<u>TOTALS</u>
	<u>G</u>	<u>NG</u>	<u>NFD</u>	<u>Guilty Plea</u>	<u>NP</u>	<u>Dismissal</u>	<u>ADRR</u>	<u>Remand</u>	
<u>Crimes of Violence</u>									
Murder 1st	9	2	1	7	2	0	0	0	21
Murder 2nd	8	2	0	1	0	0	0	0	11
Manslaughter	3	2	0	2	2	0	0	0	9
Criminally Negligent Homicide	3	1	0	13	1	1	0	0	19
Attempted Murder	8	1	0	7	0	0	0	0	16
Assault 1st	13	1	0	39	13	1	0	0	67
Assault 2nd	12	2	5	76	24	0	0	0	119
Reckless Endangering 1st	7	2	0	38	4	0	0	0	51
Rape 1st	14	5	0	6	13	0	0	10	48
Rape 2nd	0	0	0	3	3	0	0	0	6
Sodomy 1st/2nd	2	0	1	6	4	0	0	0	13
Kidnapping 1st/2nd	2	0	0	4	3	0	0	0	9
Robbery 1st	24	9	4	59	46	1	0	0	143
Robbert 2nd	9	6	0	21	10	0	0	0	46
<u>Drug Offenses</u>									
Delivery	13	3	0	150	29	0	0	1	196
Possession W/Intent to Deliver	6	3	0	56	11	2	0	0	78
Possession NN Schedule I	3	1	0	178	67	0	0	0	249
Other Drug Offenses	4	2	0	75	31	1	0	0	113
<u>Other Grand Jury Offenses</u>									
Burglary 1st/2nd/3rd	27	15	4	340	92	11	0	1	490
Theft/Shoplifting/RSP/Forgery	30	7	2	453	152	4	0	0	648
All Weapons Offenses	10	7	0	127	51	0	0	0	195
Arson 1st/2nd/3rd	1	1	1	3	0	0	0	0	6
Other Grand Jury Offenses	27	4	6	228	102	5	0	1	373
<u>Appeal and Transfer Cases</u>									
DUI/CUI	3	0	1	112	12	1	7	1	137
Other Traffic Offenses	19	14	0	75	65	3	39	1	216
Non-Traffic Offenses	18	16	0	49	90	5	12	1	191
<b>TOTALS</b>	<b>275</b>	<b>106</b>	<b>25</b>	<b>2,128</b>	<b>827</b>	<b>35</b>	<b>58</b>	<b>16</b>	<b>3,470</b>

NFD = No Final Disposition (Hung Juries, Mistrials, Remands)  
 G = Guilty  
 NG = Not Guilty  
 NP = Nolle Prosequi  
 ADRR = Appeal Dismissed, Record Remanded  
 NN = Non-Narcotic  
 RSP = Receiving Stolen Property  
 DUI/CUI = Driving Under the Influence/Control Under the Influence

## SUPERIOR COURT

FISCAL YEAR 1978  
CRIMINAL PENDINGNEW CASTLE

<u>Month</u>	<u>Total Defendants Pending at End of Month</u>	<u>Triable Defendants* Pending at End of Month</u>	<u>Triable Defendants as % of Total Defendants</u>
July 1977	1,045	465	44.5%
August 1977	1,075	474	44.1%
September 1977	1,071	465	43.4%
October 1977	1,013	435	42.9%
November 1977	1,060	424	40.0%
December 1977	1,100	541	49.2%
January 1978	1,068	508	47.6%
February 1978	1,065	516	48.5%
March 1978	1,041	445	42.7%
April 1978	1,052	464	44.1%
May 1978	1,008	416	41.3%
June 1978	1,000	404	40.4%

\* Defendants are not considered triable if a capias or Rule 9 Warrant has been issued for them or if the Attorney General has notified the court that the defendant will be nolle prossed, but has not yet filed the nolle prosequi.

KENT

<u>Month</u>	<u>Total Defendants Pending at End of Month</u>	<u>Triable Defendants* Pending at End of Month</u>	<u>Triable Defendants as % of Total Defendants</u>
July 1977	301	98	32.6%
August 1977	314	99	31.5%
September 1977	310	98	31.6%
October 1977	292	73	25.0%
November 1977	300	79	26.3%
December 1977	320	98	30.6%
January 1978	323	101	31.3%
February 1978	340	121	35.6%
March 1978	363	139	38.3%
April 1978	319	83	26.0%
May 1978	317	85	26.8%
June 1978	322	63	19.6%

\* Defendants are not considered triable if a capias or Rule 9 Warrant has been issued for them or if the Attorney General has notified the court that the defendant will be nolle prossed, but has not yet filed the nolle prosequi.

## SUPERIOR COURT

FISCAL YEAR 1978  
CRIMINAL PENDINGSUSSEX

<u>Month</u>	<u>Total Defendants Pending at End of Month</u>	<u>Triable Defendants* Pending at End of Month</u>	<u>Triable Defendants as % of Total Defendants</u>
July 1977	170	65	38.2%
August 1977	164	67	40.9%
September 1977	164	66	40.2%
October 1977	170	68	40.0%
November 1977	166	66	39.8%
December 1977	168	68	40.5%
January 1978	134	64	47.8%
February 1978	122	53	43.4%
March 1978	114	56	49.1%
April 1978	100	50	50.0%
May 1978	104	47	45.2%
June 1978	95	38	40.0%

\* Defendants are not considered triable if a capias or Rule 9 Warrant has been issued for them or if the Attorney General has notified the court that the defendant will be nolle prossed, but has not yet filed the nolle prosequi.

STATE

<u>Month</u>	<u>Total Defendants Pending at End of Month</u>	<u>Triable Defendants* Pending at End of Month</u>	<u>Triable Defendants as % of Total Defendants</u>
July 1977	1,516	628	41.4%
August 1977	1,553	640	41.2%
September 1977	1,545	629	40.7%
October 1977	1,475	576	39.1%
November 1977	1,526	569	37.3%
December 1977	1,588	707	44.5%
January 1978	1,525	673	44.1%
February 1978	1,527	690	45.2%
March 1978	1,518	640	42.2%
April 1978	1,471	597	40.6%
May 1978	1,429	548	38.3%
June 1978	1,417	505	35.6%

\* Defendants are not considered triable if a capias or Rule 9 Warrant has been issued for them or if the Attorney General has notified the court that the defendant will be nolle prossed, but has not yet filed the nolle prosequi.



SUPERIOR COURT

FISCAL YEAR 1978  
CRIMINAL CASES

	<u>Number of Defendants</u>			<u>Pending 6-30-78</u>	<u>Change In Pending</u>
	<u>Pending 6-30-77</u>	<u>Filings</u>	<u>Dispositions</u>		
New Castle	1,105	2,593	2,698	1,000	-105
Kent	295	357	330	322	+ 27
Sussex	194	343	442	95	- 99
State	<u>1,594</u>	<u>3,293</u>	<u>3,470</u>	<u>1,417</u>	<u>-177</u>

COMPARISON - FISCAL YEARS 1977-1978  
CRIMINAL CASES

FILINGS

	<u>Number of Defendants</u>			<u>% Change</u>
	<u>1977</u>	<u>1978</u>	<u>Change</u>	
New Castle	3,087	2,593	-494	-16.0%
Kent	470	357	-113	-24.0%
Sussex	540	343	-197	-36.5%
State	<u>4,097</u>	<u>3,293</u>	<u>-804</u>	<u>-19.6%</u>

DISPOSITIONS

	<u>Number of Defendants</u>			<u>% Change</u>
	<u>1977</u>	<u>1978</u>	<u>Change</u>	
New Castle	3,035	2,698	-337	-11.1%
Kent	357	330	- 27	- 7.6%
Sussex	468	442	- 26	- 5.6%
State	<u>3,860</u>	<u>3,470</u>	<u>-390</u>	<u>-10.1%</u>

PENDING AT END OF YEAR

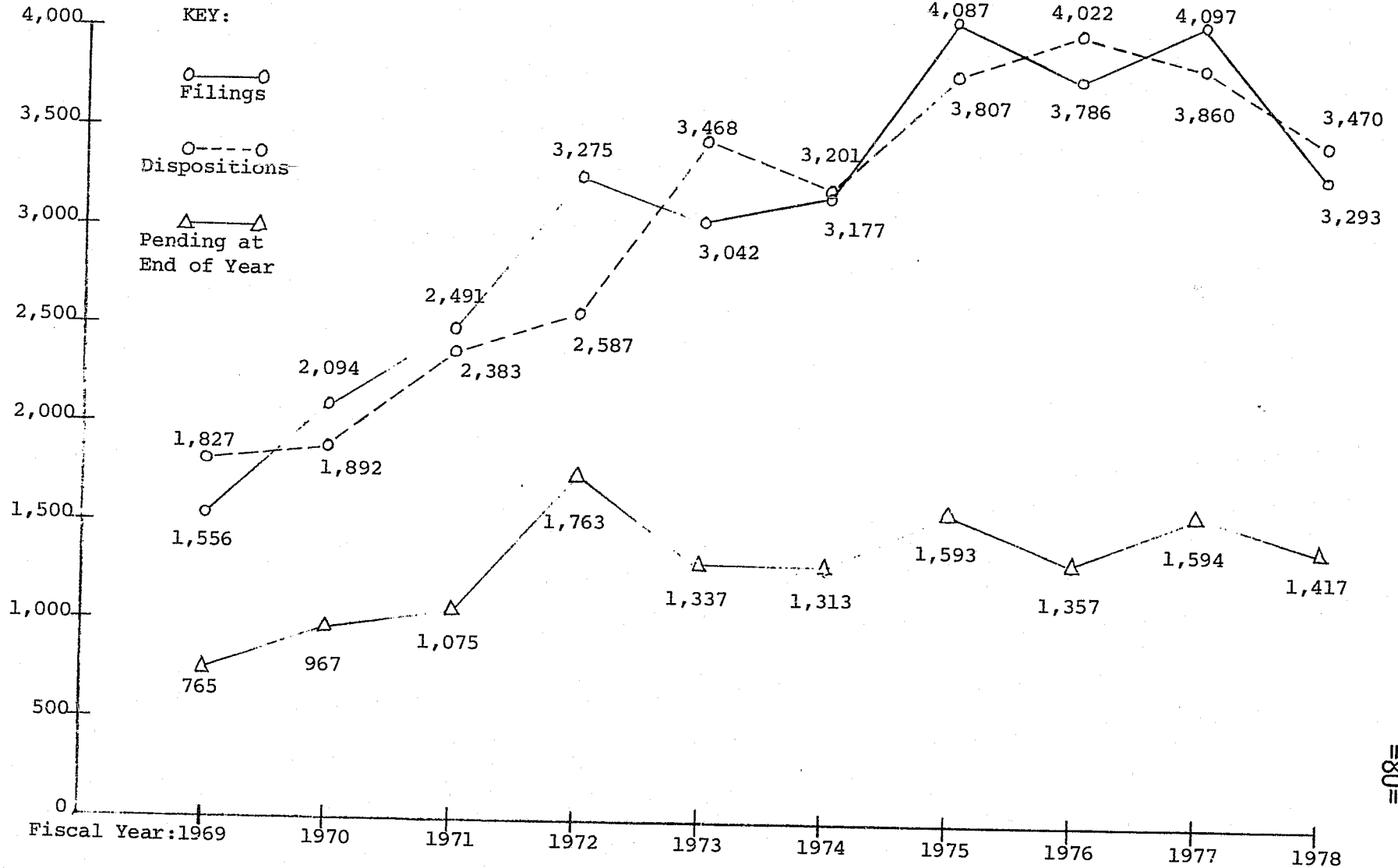
	<u>Number of Defendants</u>			<u>% Change</u>
	<u>1977</u>	<u>1978</u>	<u>Change</u>	
New Castle	1,105	1,000	-105	- 9.5%
Kent	295	322	+ 27	+ 9.2%
Sussex	194	95	- 99	-51.0%
State	<u>1,594</u>	<u>1,417</u>	<u>-177</u>	<u>-11.1%</u>

Source: Administrative Office of the Courts

SUPERIOR COURT

10-YEAR WORKLOAD TREND  
CRIMINAL CASES

# of  
Defendants

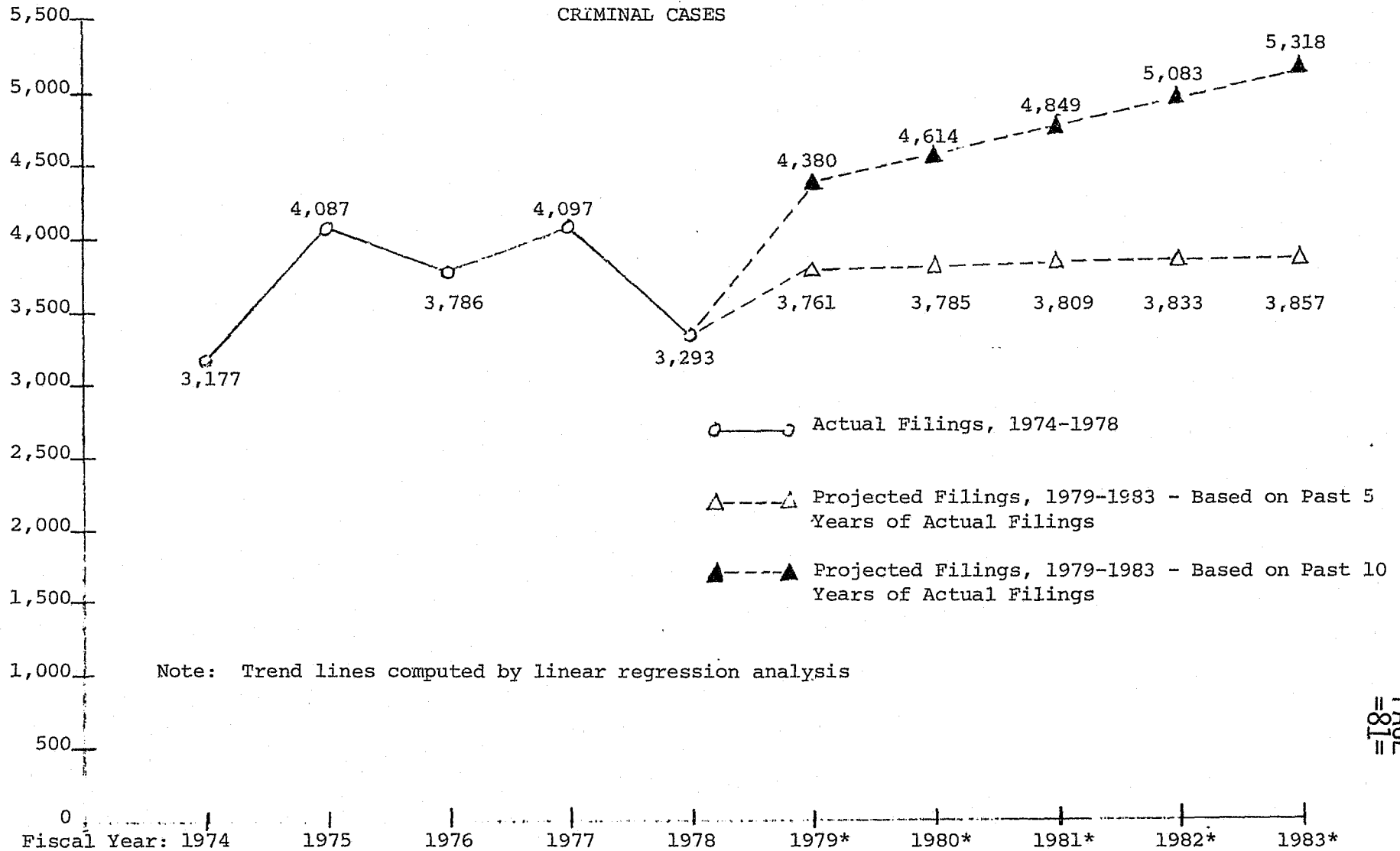


Source: Administrative Office of the Courts

# of  
Defendants

SUPERIOR COURT

5-YEAR WORKLOAD PROJECTIONS  
CRIMINAL CASES



Note: Trend lines computed by linear regression analysis

\*Projected

Source: Administrative Office of the Courts

SUPERIOR COURT  
FISCAL YEAR 1978  
CRIMINAL TRIAL ACTIVITY

NEW CASTLE

<u>Month</u>	<u># of Jury Trials</u>	<u># of Non-Jury Trials</u>	<u>Total # of Trials</u>	<u>Days In Trial</u>	<u>Average Length Per Trial</u>
July 1977	19	4	23	38½	1.67 days
August 1977	23	6	29	32	1.10
September 1977	18	2	20	30	1.50
October 1977	24	2	26	41	1.58
November 1977	17	3	20	30½	1.53
December 1977	17	3	20	44½	2.23
January 1978	22	4	26	52	2.00
February 1978	15	2	17	30	1.76
March 1978	25	5	30	69	2.30
April 1978	21	2	23	43½	1.89
May 1978	26	5	31	52	1.68
June 1978	<u>27</u>	<u>8</u>	<u>35</u>	<u>74½</u>	<u>2.13</u>
TOTALS	254	46	300	537½	1.79 days
Percentage of Total:	84.7%	15.3%	100.0%		

KENT

<u>Month</u>	<u># of Jury Trials</u>	<u># of Non-Jury Trials</u>	<u>Total # of Trials</u>	<u>Days In Trial</u>	<u>Average Length Per Trial</u>
July 1977	0	1	1	1	1.00 days
August 1977	0	0	0	0	0.00
September 1977	0	1	1	1	1.00
October 1977	0	0	0	0	0.00
November 1977	0	0	0	0	0.00
December 1977	2	0	2	7	3.50
January 1978	2	1	3	5	1.67
February 1978	0	1	1	1	1.00
March 1978	1	0	1	7	7.00
April 1978	3	1	4	6	1.50
May 1978	0	0	0	0	0.00
June 1978	<u>7</u>	<u>2</u>	<u>9</u>	<u>11</u>	<u>1.22</u>
TOTALS	15	7	22	39	1.77 days
Percentage of Total:	68.2%	31.8%	100.0%		

SUPERIOR COURT  
FISCAL YEAR 1978  
CRIMINAL TRIAL ACTIVITY

SUSSEX

<u>Month</u>	<u># of Jury Trials</u>	<u># of Non-Jury Trials</u>	<u>Total # of Trials</u>	<u>Days In Trial</u>	<u>Average Length Per Trial</u>
July 1977	2	2	4	5	1.25 days
August 1977	3	2	5	7	1.40
September 1977	1	2	3	4	1.33
October 1977	2	2	4	8	2.00
November 1977	3	2	5	9	1.80
December 1977	1	0	1	1	1.00
January 1978	2	3	5	5	1.00
February 1978	2	0	2	2	1.00
March 1978	0	3	3	1½	0.50
April 1978	3	5	8	7½	0.94
May 1978	2	2	4	5	1.25
June 1978	<u>1</u>	<u>3</u>	<u>4</u>	<u>4</u>	<u>1.00</u>
TOTALS	22	26	48	59	1.23 days
Percentage of Total:	45.8%	54.2%	100.0%		

STATE

<u>Month</u>	<u># of Jury Trials</u>	<u># of Non-Jury Trials</u>	<u>Total # of Trials</u>	<u>Days In Trial</u>	<u>Average Length Per Trial</u>
July 1977	21	7	28	44½	1.59 days
August 1977	26	8	34	39	1.15
September 1977	19	5	24	35	1.46
October 1977	26	4	30	49	1.63
November 1977	20	5	25	39½	1.58
December 1977	20	3	23	52½	2.28
January 1978	26	8	34	62	1.82
February 1978	17	3	20	33	1.65
March 1978	26	8	34	77½	2.28
April 1978	27	8	35	57	1.63
May 1978	28	7	35	57	1.63
June 1978	<u>35</u>	<u>13</u>	<u>48</u>	<u>89½</u>	<u>1.86</u>
TOTALS	291	79	370	635½	1.72 days
Percentage of Total:	78.6%	21.4%	100.0%		

Source: Superior Court Case Scheduling Office

SUPERIOR COURT

FISCAL YEAR 1978  
CRIMINAL JUDGE TIME UTILIZATION  
EXPLANATORY NOTES

1. The numbers of Judge Days Assigned to criminal trial work are determined in the following manner. One judge is assigned to be Criminal Office Judge and one to be Civil Office Judge; they manage their respective calendars and do not hear criminal trials. No trials are assigned to Fridays, which are used for arraignments, motions, sentencings, and civil miscellaneous matters by all judges. Vacation days and holidays are removed from the schedule. The remaining time is trial time, approximately 65% of which is assigned to the criminal calendar, and 35% to the civil calendar.
2. Trial time is computed in ½ - day increments, with the luncheon recess considered to be the dividing point.
3. When more than 100% of assigned time is used, the extra time is found in one or more of three ways: 1) using the Criminal Office Judge to try criminal cases, 2) using Fridays to try criminal cases, or 3) transferring judges from the civil to the criminal calendar.

SUPERIOR COURT

FISCAL YEAR 1978  
CRIMINAL JUDGE TIME UTILIZATION

NEW CASTLE

<u>Month</u>	<u>Judge Days Assigned</u>	<u>Judge Days Used</u>	<u>% of Assigned Time Used</u>
July 1977	49	38½	78.6%
August 1977	43	32	74.4%
September 1977	30	30	100.0%
October 1977	56	41	73.2%
November 1977	56	30½	54.5%
December 1977	46	44½	96.7%
January 1978	55	52	94.5%
February 1978	39	30	76.9%
March 1978	57	69	121.1%
April 1978	45	43½	96.7%
May 1978	50	52	104.0%
June 1978	64	74½	116.4%
TOTALS	590	537½	91.1%

KENT

<u>Month</u>	<u>Judge Days Assigned</u>	<u>Judge Days Used</u>	<u>% of Assigned Time Used</u>
July 1977	11	1	9.1%
August 1977	7	0	0.0%
September 1977	16	1	6.3%
October 1977	20	0	0.0%
November 1977	11	0	0.0%
December 1977	12	7	58.3%
January 1978	12	5	41.7%
February 1978	10	1	10.0%
March 1978	7	7	100.0%
April 1978	20	6	30.0%
May 1978	3	0	0.0%
June 1978	16	11	68.8%
TOTALS	145	39	26.9%

Source: Superior Court Case Scheduling Office

SUPERIOR COURT  
FISCAL YEAR 1978  
CRIMINAL JUDGE TIME UTILIZATION

SUSSEX

<u>Month</u>	<u>Judge Days Assigned</u>	<u>Judge Days Used</u>	<u>% of Assigned Time Used</u>
July 1977	6	5	83.3%
August 1977	13	7	53.8%
September 1977	9	4	44.4%
October 1977	9	8	88.9%
November 1977	9	9	100.0%
December 1977	11	1	9.1%
January 1978	10	5	50.0%
February 1978	12	2	16.7%
March 1978	11	1½	13.6%
April 1978	9	7½	83.3%
May 1978	9	5	55.6%
June 1978	<u>8</u>	<u>4</u>	<u>50.0%</u>
TOTALS	116	59	50.9%

STATE

<u>Month</u>	<u>Judge Days Assigned</u>	<u>Judge Days Used</u>	<u>% of Assigned Time Used</u>
July 1977	66	44½	67.4%
August 1977	63	39	61.9%
September 1977	55	35	63.6%
October 1977	85	49	57.6%
November 1977	76	39½	52.0%
December 1977	69	52½	76.1%
January 1978	77	62	80.5%
February 1978	61	33	54.1%
March 1978	75	77½	103.3%
April 1978	74	57	77.0%
May 1978	62	57	91.9%
June 1978	<u>88</u>	<u>89½</u>	<u>101.7%</u>
TOTALS	851	635½	74.7%

Source: Superior Court Case Scheduling Office

SUPERIOR COURT

FISCAL YEAR 1978  
PERFORMANCE ANALYSIS  
EXPLANATORY NOTES

1. The Speedy Trial Directive of Chief Justice Daniel L. Herrmann states that all criminal defendants brought before Superior Court should be tried within 120 days of arrest.
2. The Elapsed Time charts measure the average and median time intervals between arrest and disposition, and the average and median time intervals between indictment and disposition. Since Superior Court cases do not all originate by indictment, it is not possible to subtract the figures for indictment to disposition from the figures for arrest to disposition to determine pre-indictment time intervals.
3. In measuring the elapsed time of defendants for the purposes of computing compliance with speedy trial directives or average elapsed time, Superior Court excludes the following time intervals:
  - a. For all capiases, the time between the date the capias is issued and the date the capias is executed.
  - b. In the case of arraignment capiases, the interval between the execution of the capias and arraignment.
  - c. In the case of trial capiases, the time between execution of the capias and the first scheduled trial date.
  - d. For all Rule 9 Summonses and Rule 9 Warrants, the time between arrest and indictment, if any.
  - e. In the case of Rule 9 Warrants, the interval between indictment and arrest.
  - f. In the case of Rule 9 Summonses which are superseded by Rule 9 Warrants, the full interval between indictment and arrest.
  - g. For all nolle prosequis, all time between the scheduled trial date and the actual filing date of the nolle prosequi.



SUPERIOR COURT  
FISCAL YEAR 1978  
CRIMINAL PERFORMANCE  
COMPLIANCE WITH 120-DAY SPEEDY TRIAL MANDATE

NEW CASTLE

<u>Month</u>	<u># of Defendants Disposed Of Within 120 Days of Arrest</u>		<u># of Defendants Disposed Of 121 Days or More After Arrest</u>		<u>Total # of Defendants Disposed of</u>	
July 1977	204	86.8%	31	13.2%	235	100.0%
August 1977	116	75.8%	37	24.2%	153	100.0%
September 1977	187	78.6%	51	21.4%	238	100.0%
October 1977	223	85.1%	39	14.9%	262	100.0%
November 1977	232	88.2%	31	11.8%	263	100.0%
December 1977	131	85.1%	23	14.9%	154	100.0%
January 1978	191	82.7%	40	17.3%	231	100.0%
February 1978	140	88.1%	19	11.9%	159	100.0%
March 1978	189	79.7%	48	20.3%	237	100.0%
April 1978	189	83.6%	37	16.4%	226	100.0%
May 1978	251	79.7%	64	20.3%	315	100.0%
June 1978	192	85.3%	33	14.7%	225	100.0%
TOTALS	2,245	83.2%	453	16.8%	2,698	100.0%

KENT

<u>Month</u>	<u># of Defendants Disposed Of Within 120 Days of Arrest</u>		<u># of Defendants Disposed Of 121 Days or More After Arrest</u>		<u>Total # of Defendants Disposed of</u>	
July 1977	30	88.2%	4	11.8%	34	100.0%
August 1977	5	50.0%	5	50.0%	10	100.0%
September 1977	20	54.1%	17	45.9%	37	100.0%
October 1977	20	47.6%	22	52.4%	42	100.0%
November 1977	24	82.8%	5	17.2%	29	100.0%
December 1977	3	50.0%	3	50.0%	6	100.0%
January 1978	7	35.0%	13	65.0%	20	100.0%
February 1978	7	38.9%	11	61.1%	18	100.0%
March 1978	0	0.0%	3	100.0%	3	100.0%
April 1978	21	31.8%	45	68.2%	66	100.0%
May 1978	22	84.6%	4	15.4%	26	100.0%
June 1978	14	35.9%	25	64.1%	39	100.0%
TOTALS	173	52.4%	157	47.6%	330	100.0

SUPERIOR COURT  
FISCAL YEAR 1978  
CRIMINAL PERFORMANCE  
COMPLIANCE WITH 120-DAY SPEEDY TRIAL MANDATE

SUSSEX

<u>Month</u>	<u># of Defendants Disposed Of Within 120 Days of Arrest</u>		<u># of Defendants Disposed Of 121 Days or More After Arrest</u>		<u>Total # of Defendants Disposed of</u>	
July 1977	28	75.7%	9	24.3%	37	100.0%
August 1977	52	88.1%	7	11.9%	59	100.0%
September 1977	27	69.2%	12	30.8%	39	100.0%
October 1977	24	80.0%	6	20.0%	30	100.0%
November 1977	23	76.7%	7	23.3%	30	100.0%
December 1977	18	69.2%	8	30.8%	26	100.0%
January 1978	42	80.8%	10	19.2%	52	100.0%
February 1978	22	73.3%	8	26.7%	30	100.0%
March 1978	25	89.3%	3	10.7%	28	100.0%
April 1978	30	75.0%	10	25.0%	40	100.0%
May 1978	17	53.1%	15	46.9%	32	100.0%
June 1978	31	79.5%	8	20.5%	39	100.0%
TOTALS	339	76.7%	103	23.3%	442	100.0%

STATE

<u>Month</u>	<u># of Defendants Disposed Of Within 120 Days of Arrest</u>		<u># of Defendants Disposed Of 121 Days or More After Arrest</u>		<u>Total # of Defendants Disposed of</u>	
July 1977	262	85.6%	44	14.4%	306	100.0%
August 1977	173	77.9%	49	22.1%	222	100.0%
September 1977	234	74.5%	80	25.5%	314	100.0%
October 1977	267	79.9%	67	20.1%	334	100.0%
November 1977	279	86.6%	43	13.4%	322	100.0%
December 1977	152	81.7%	34	18.3%	186	100.0%
January 1978	240	79.2%	63	20.8%	303	100.0%
February 1978	169	81.6%	38	18.4%	207	100.0%
March 1978	214	79.9%	54	20.1%	268	100.0%
April 1978	240	72.3%	92	27.7%	332	100.0%
May 1978	290	77.7%	83	22.3%	373	100.0%
June 1978	237	78.2%	66	21.8%	303	100.0%
TOTALS	2,757	79.5%	713	20.5%	3,470	100.0%

SUPERIOR COURT  
FISCAL YEAR 1978  
CRIMINAL PERFORMANCE  
ELAPSED TIME

NEW CASTLE

<u>Month</u>	<u>Average Elapsed Time from Arrest to Disposition*</u>	<u>Median Elapsed Time from Arrest to Disposition*</u>	<u>Average Elapsed Time from Indictment to Disposition**</u>	<u>Median Elapsed Time from Indictment to Disposition**</u>
July 1977	78.7 days	68.0 days	60.9 days	48.0 days
August 1977	117.5	83.0	99.6	53.0
September 1977	100.0	83.0	78.0	57.0
October 1977	94.9	70.0	73.3	43.0
November 1977	83.2	70.0	62.8	55.0
December 1977	87.5	74.0	63.6	48.0
January 1978	104.2	77.0	74.4	56.0
February 1978	78.2	75.0	62.3	56.0
March 1978	109.5	83.0	88.9	55.0
April 1978	73.3	71.0	55.5	44.0
May 1978	99.9	73.0	79.3	46.0
June 1978	<u>83.7</u>	<u>70.0</u>	<u>62.5</u>	<u>43.0</u>
TOTALS	92.6 days	74.5 days#	71.7 days	50.0 days#

\* Includes all defendants.

\*\* Includes indicted defendants only.

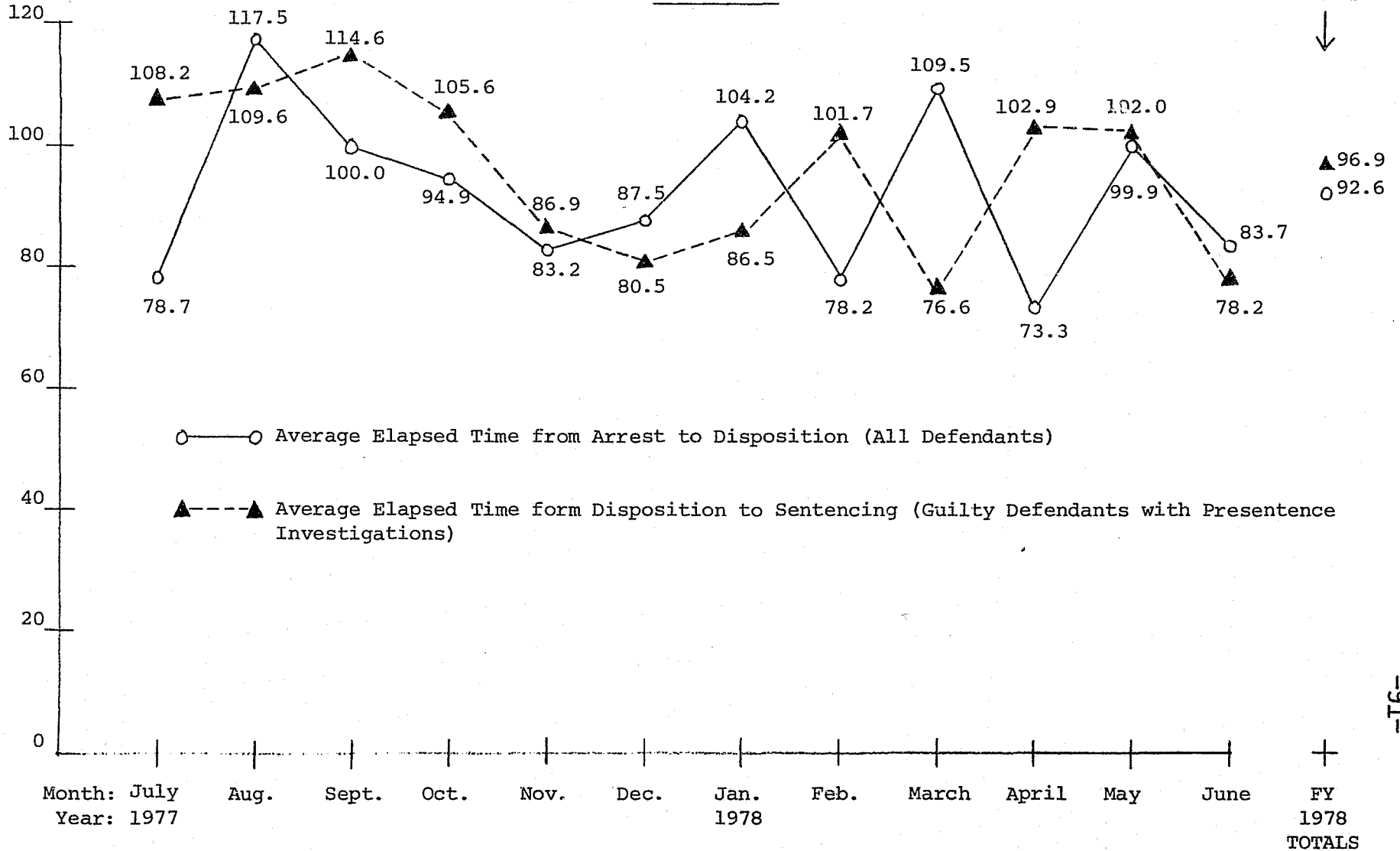
# Calculated using grouped medians method.

SUPERIOR COURT

FISCAL YEAR 1978  
COMPARISON - CRIMINAL AND PRESENTENCE PERFORMANCE

NEW CASTLE

# of Days



Source: Administrative Office of the Courts

SUPERIOR COURT  
FISCAL YEAR 1978  
CRIMINAL JUDGE TIME UTILIZATION

NEW CASTLE

<u>Month</u>	<u>Judge Days Assigned</u>	<u>Judge Days Used</u>	<u>% of Assigned Time Used</u>
July 1977	49	38½	78.6%
August 1977	43	32	74.4%
September 1977	30	30	100.0%
October 1977	56	41	73.2%
November 1977	56	30½	54.5%
December 1977	46	44½	96.7%
January 1978	55	52	94.5%
February 1978	39	30	76.9%
March 1978	57	69	121.1%
April 1978	45	43½	96.7%
May 1978	50	52	104.0%
June 1978	<u>64</u>	<u>74½</u>	<u>116.4%</u>
TOTALS	590	537½	91.1%

KENT

<u>Month</u>	<u>Judge Days Assigned</u>	<u>Judge Days Used</u>	<u>% of Assigned Time Used</u>
July 1977	11	1	9.1%
August 1977	7	0	0.0%
September 1977	16	1	6.3%
October 1977	20	0	0.0%
November 1977	11	0	0.0%
December 1977	12	7	58.3%
January 1978	12	5	41.7%
February 1978	10	1	10.0%
March 1978	7	7	100.0%
April 1978	20	6	30.0%
May 1978	3	0	0.0%
June 1978	<u>16</u>	<u>11</u>	<u>68.8%</u>
TOTALS	145	39	26.9%

Source: Superior Court Case Scheduling Office

SUPERIOR COURT  
FISCAL YEAR 1978  
CRIMINAL PERFORMANCE  
ELAPSED TIME

KENT

<u>Month</u>	<u>Average Elapsed Time from Arrest to Disposition*</u>	<u>Median Elapsed Time from Arrest to Disposition*</u>	<u>Average Elapsed Time from Indictment to Disposition**</u>	<u>Median Elapsed Time from Indictment to Disposition**</u>
July 1977	94.8 days	79.0 days	71.0 days	44.0 days
August 1977	112.9	100.0	90.0	65.0
September 1977	107.5	113.0	76.9	80.0
October 1977	126.4	127.0	96.4	90.0
November 1977	94.4	86.0	59.4	56.0
December 1977	137.7	104.0	127.3	85.0
January 1978	153.7	135.5	126.9	107.5
February 1978	123.4	136.0	99.7	103.5
March 1978	176.3	189.0	157.6	143.0
April 1978	155.2	157.0	120.5	113.0
May 1978	95.7	38.0	69.6	59.0
June 1978	<u>160.1</u>	<u>135.0</u>	<u>125.2</u>	<u>102.0</u>
TOTALS	127.3 days	121.1 days#	97.4 days	86.2 days#

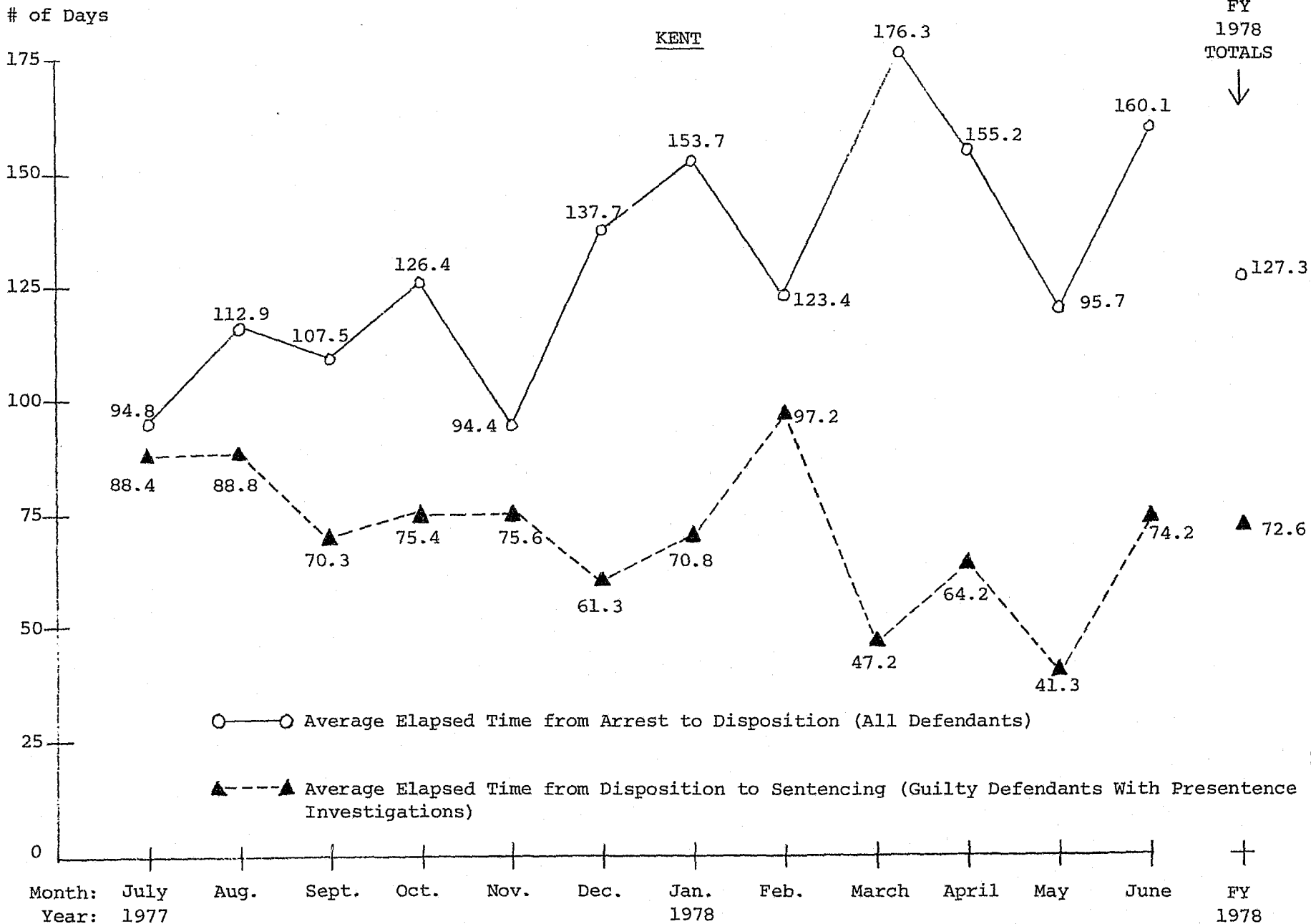
\* Includes all defendants.

\*\* Includes indicted defendants only.

# Calculated using grouped medians method.

SUPERIOR COURT

FISCAL YEAR 1978  
COMPARISON - CRIMINAL AND PRESENTENCE PERFORMANCE



Source: Administrative Office of the Courts

SUPERIOR COURT  
FISCAL YEAR 1978  
CRIMINAL PERFORMANCE  
ELAPSED TIME

SUSSEX

<u>Month</u>	<u>Average Elapsed Time from Arrest to Disposition*</u>	<u>Median Elapsed Time from Arrest to Disposition*</u>	<u>Average Elapsed Time from Indictment to Disposition**</u>	<u>Median Elapsed Time from Indictment to Disposition**</u>
July 1977	86.6 days	69.0 days	42.0 days	43.0 days
August 1977	71.5	60.5	47.0	52.0
September 1977	96.9	92.0	65.1	59.0
October 1977	81.5	80.0	50.2	60.0
November 1977	110.0	98.0	76.1	69.0
December 1977	106.0	99.0	68.4	63.0
January 1978	90.9	77.0	54.3	48.5
February 1978	93.8	86.5	42.5	36.0
March 1978	81.1	77.0	47.3	39.5
April 1978	82.5	72.5	52.2	35.5
May 1978	122.7	102.5	74.2	35.0
June 1978	<u>98.9</u>	<u>63.0</u>	<u>46.0</u>	<u>26.5</u>
TOTALS	91.9 days	79.2 days#	54.6 days	46.9 days#

\* Includes all defendants.

\*\* Includes indicted defendants only.

# Calculated using grouped medians method.

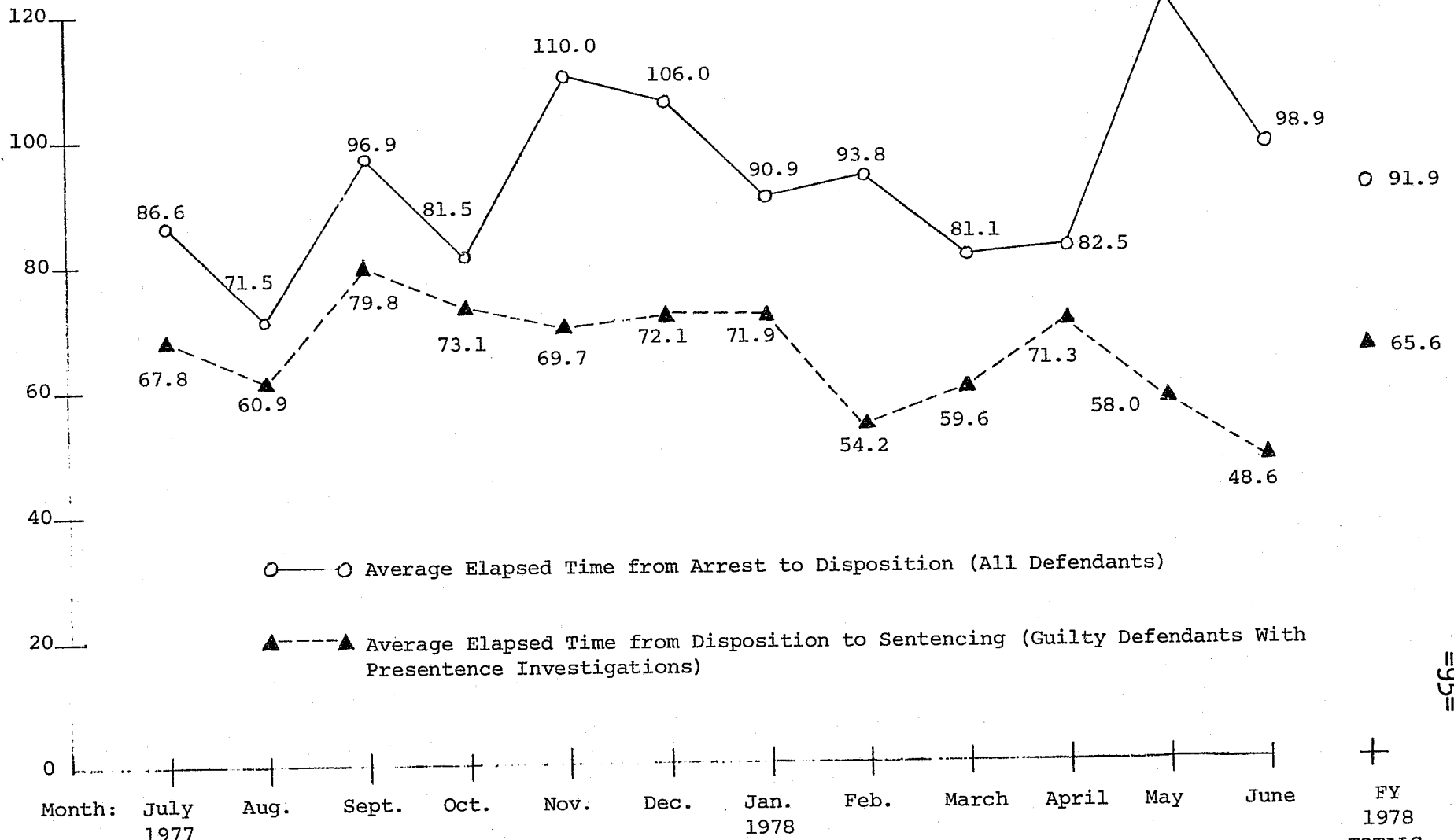


SUPERIOR COURT

FISCAL YEAR 1978  
 COMPARISON - CRIMINAL AND PRESENTENCE PERFORMANCE

SUSSEX

# of Days



Source: Administrative Office of the Courts

SUPERIOR COURT  
 FISCAL YEAR 1978  
 CRIMINAL PERFORMANCE  
 ELAPSED TIME

STATE

<u>Month</u>	<u>Average Elapsed Time from Arrest to Disposition*</u>	<u>Median Elapsed Time from Arrest to Disposition*,#</u>	<u>Average Elapsed Time from Indictment to Disposition **</u>	<u>Median Elapsed Time from Indictment to Disposition**,#</u>
July 1977	81.4 days	69.3 days	59.7 days	47.0 days
August 1977	105.1	77.8	85.2	55.3
September 1977	100.5	87.7	76.3	60.0
October 1977	97.7	78.1	74.1	50.4
November 1977	86.7	74.0	63.7	56.4
December 1977	91.7	78.5	66.3	51.3
January 1978	105.2	80.9	74.4	58.1
February 1978	84.4	82.0	62.7	57.2
March 1978	107.3	83.6	85.3	54.4
April 1978	90.7	88.3	68.0	56.7
May 1978	101.6	76.6	78.2	46.0
June 1978	<u>95.5</u>	<u>77.5</u>	<u>68.4</u>	<u>48.5</u>
TOTALS	95.8 days	79.5 days	71.9 days	53.1 days

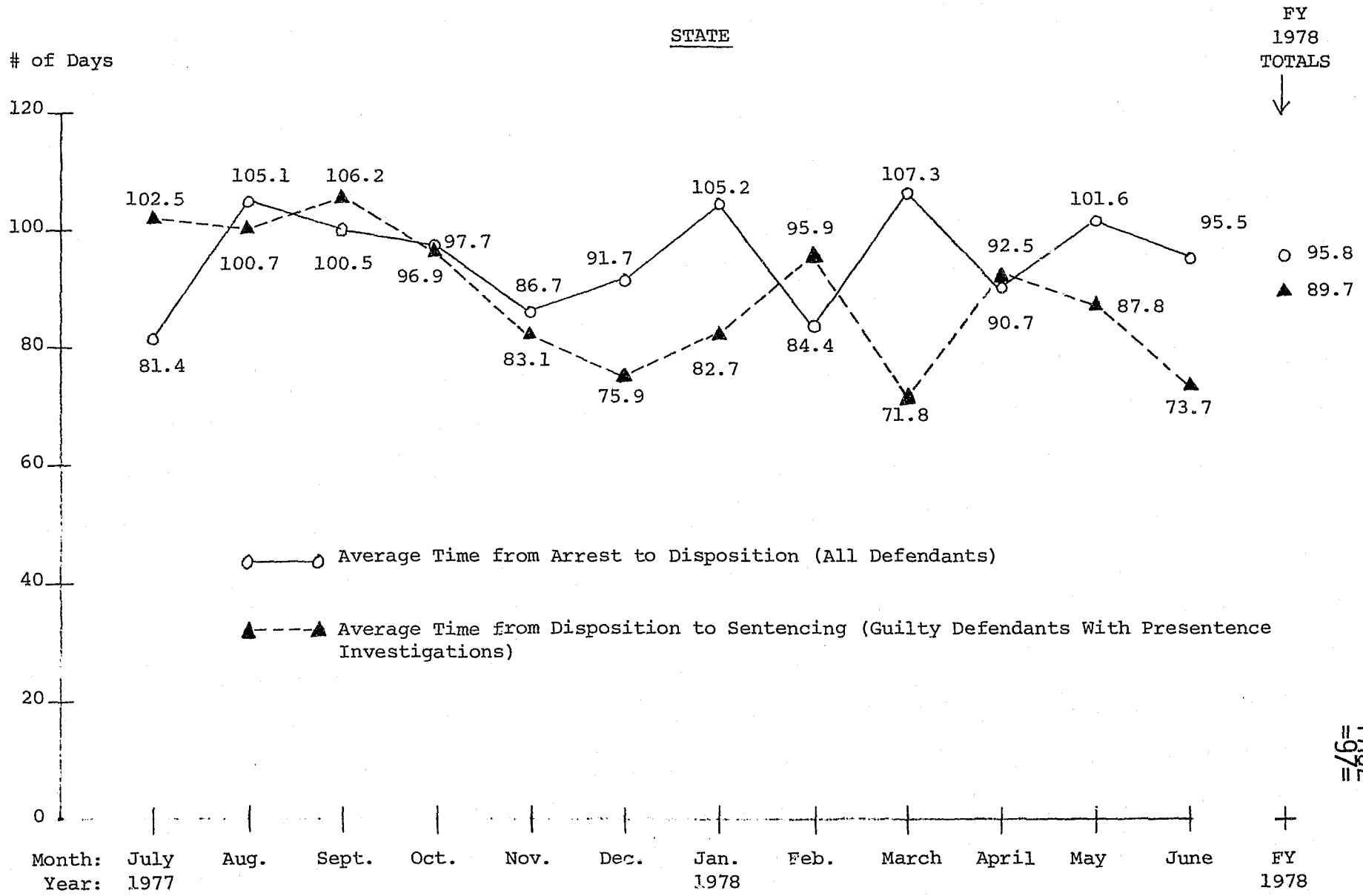
\* Includes all defendants.

\*\* Includes indicted defendants only.

# All medians were calculated using grouped medians method.

SUPERIOR COURT

FISCAL YEAR 1978  
COMPARISON - CRIMINAL AND PRESENTENCE PERFORMANCE



Source: Administrative Office of the Courts

SUPERIOR COURT  
FISCAL YEAR 1978  
CRIMINAL RESCHEDULINGS

	<u>Total # of Defendants Scheduled*</u>	<u># of Defendants Rescheduled</u>	<u>% of Defendants Rescheduled</u>	<u>Rescheduled at Defense Request</u>	<u>Rescheduled at Prosecution Request</u>	<u>Rescheduled at Mutual Request</u>	<u>Rescheduled at Court Request</u>
New Castle	4,092	1,531	37.4%	794 51.9%	369 24.1%	299 19.5%	69 4.5%
Kent	486	206	42.4%	109 52.9%	28 13.6%	34 16.5%	35 17.0%
Sussex	443	147	33.2%	81 55.1%	16 10.9%	41 27.9%	9 6.1%
State	5,021	1,884	37.5%	984 52.2%	413 21.9%	374 19.9%	113 6.9%

\* All schedulings included are schedulings for trial. Most defendants, however, are disposed of other than by trial.

SUPERIOR COURT  
FISCAL YEAR 1978  
PRESENTENCE OFFICE  
WORKLOAD

	<u>Pending 6-30-77</u>	<u>Defendants Referred</u>	<u>Investigations Completed</u>	<u>Pending 6-30-78</u>	<u>Change In Pending</u>
New Castle	290	1,084	1,157	217	- 73
Kent	31	211	185	57	+ 26
Sussex	33	229	219	43	+ 10
State	<u>354</u>	<u>1,524</u>	<u>1,561</u>	<u>317</u>	<u>- 37</u>

COMPARISON - FISCAL YEAR 1977-1978  
PRESENTENCE OFFICE  
WORKLOAD

DEFENDANTS REFERRED

	<u>1977</u>	<u>1978</u>	<u>Change</u>	<u>% Change</u>
New Castle	1,276	1,084	-192	-15.0%
Kent	208	211	+ 3	+ 1.4%
Sussex	199	229	+ 30	+15.1%
State	<u>1,683</u>	<u>1,524</u>	<u>-159</u>	<u>- 9.4%</u>

INVESTIGATIONS COMPLETED

	<u>1977</u>	<u>1978</u>	<u>Change</u>	<u>% Change</u>
New Castle	1,208	1,157	- 51	- 4.2%
Kent	192	185	- 7	- 3.6%
Sussex	199	219	+ 20	+10.1%
State	<u>1,599</u>	<u>1,561</u>	<u>- 38</u>	<u>- 2.4%</u>

INVESTIGATIONS PENDING AT END OF YEAR

	<u>1977</u>	<u>1978</u>	<u>Change</u>	<u>% Change</u>
New Castle	290	217	- 73	-25.2%
Kent	31	57	+ 26	+83.9%
Sussex	33	43	+ 10	+30.3%
State	<u>354</u>	<u>317</u>	<u>- 37</u>	<u>-10.5%</u>

Source: Administrative Office of the Courts

SUPERIOR COURT

FISCAL YEAR 1978  
PRESENTENCE OFFICE  
PERFORMANCE

NEW CASTLE

Month	# of Defendants Sentenced After Presentence Investigations	Average Time From Date Ordered to Date Written	Average Time From Date Written to Date Typed	Average Time From Date Ordered to Date Typed	Average Time From Date Typed to Date Sentenced	Average Time From Date Ordered to Date Sentenced*
July 1977	117	63.4 days	18.8 days	82.3 days	25.9 days	108.2 days
August 1977	112	65.3	14.6	79.9	29.7	109.6
September 1977	112	69.3	10.7	80.0	34.6	114.6
October 1977	94	65.5	10.2	75.7	29.9	105.6
November 1977	95	47.8	7.2	55.0	31.9	86.9
December 1977	75	47.5	8.5	56.0	24.5	80.5
January 1978	92	47.8	10.9	58.7	27.8	86.5
February 1978	98	49.5	15.0	64.5	37.2	101.7
March 1978	101	44.6	11.3	55.9	20.7	76.6
April 1978	84	53.6	7.0	60.6	42.3	102.9
May 1978	87	43.5	5.6	49.1	52.9	102.0
June 1978	93	43.0	5.0	48.0	30.2	78.2
TOTALS	1,160	54.1 days	10.8 days	64.9 days	32.0 days	96.9 days

\*These figures are gross elapsed time from the date the presentence investigation was ordered to the date the defendant was sentenced. If all the time that the sentencings were delayed due to capiases, continuances, and motions were subtracted from these figures, the net average elapsed times from the date the presentence investigation was ordered to the date the defendant was sentenced would be as follows:

July - 100.9 days	November - 70.4	February - 77.9	May - 59.1
August - 102.5	December - 68.9	March - 70.2	June - 60.6
September - 95.9	January - 71.0	April - 66.3	TOTAL - 79.1 days
October - 88.5			

Source: Administrative Office of the Courts

SUPERIOR COURT

FISCAL YEAR 1978  
PRESENTENCE OFFICE  
PERFORMANCE

KENT

<u>Month</u>	<u># of Defendants Sentenced After Presentence Investigations</u>	<u>Average Time From Date Ordered to Date Written</u>	<u>Average Time From Date Written to Date Typed</u>	<u>Average Time From Date Ordered to Date Typed</u>	<u>Average Time From Date Typed to Date Sentenced</u>	<u>Average Time From Date Ordered to Date Sentenced</u>
July 1977	18	64.4 days	2.1 days	71.5 days	16.9 days	88.4 days
August 1977	20	54.1	2.8	56.9	31.9	88.8
September 1977	16	30.3	2.3	32.6	37.7	70.3
October 1977	14	49.9	1.6	51.5	23.9	75.4
November 1977	18	43.2	2.8	45.9	29.6	75.6
December 1977	18	33.7	2.8	36.5	24.8	61.3
January 1978	16	45.2	3.9	49.1	21.8	70.8
February 1978	14	53.8	2.4	56.1	41.1	97.2
March 1978	11	25.5	2.6	28.1	19.1	47.2
April 1978	13	34.1	2.4	36.5	28.3	64.2
May 1978	13	15.3	1.5	16.8	24.5	41.3
June 1978	<u>10</u>	<u>34.0</u>	<u>1.3</u>	<u>35.3</u>	<u>38.9</u>	<u>74.2</u>
TOTALS	181	42.2 days	2.4 days	44.6 days	28.0 days	72.6 days

Source: Administrative Office of the Courts

SUPERIOR COURT  
 FISCAL YEAR 1978  
 PRESENTENCE OFFICE  
 PERFORMANCE

SUSSEX

<u>Month</u>	<u># of Defendants Sentenced After Presentence Investigations</u>	<u>Average Time From Date Ordered to Date Written</u>	<u>Average Time From Date Written to Date Typed</u>	<u>Average Time From Date Ordered to Date Typed</u>	<u>Average Time From Date Typed to Date Sentenced</u>	<u>Average Time From Date Ordered to Date Sentenced</u>
July 1977	12	35.4 days	8.1 days	43.5 days	24.3 days	67.8 days
August 1977	19	33.3	9.3	42.6	18.3	60.9
September 1977	14	47.9	3.3	51.1	28.6	79.8
October 1977	22	48.6	4.9	53.5	19.6	73.1
November 1977	17	44.8	4.8	49.6	20.1	69.7
December 1977	24	32.3	4.8	37.1	35.0	72.1
January 1978	14	36.1	7.4	43.4	28.5	71.9
February 1978	14	27.5	3.1	30.6	23.6	54.2
March 1978	18	25.3	4.6	29.9	29.7	59.6
April 1978	24	25.4	3.1	28.5	42.9	71.3
May 1978	21	25.0	7.9	32.9	25.1	58.0
June 1978	<u>19</u>	<u>24.4</u>	<u>5.2</u>	<u>29.5</u>	<u>19.0</u>	<u>48.6</u>
TOTALS	218	33.4 days	5.5 days	38.8 days	26.8 days	65.6 days

Source: Administrative Office of the Courts



SUPERIOR COURT

FISCAL YEAR 1978  
 PRESENTENCE OFFICE  
 PERFORMANCE

STATE

<u>Month</u>	<u># of Defendants Sentenced After Presentence Investigations</u>	<u>Average Time From Date Ordered to Date Written</u>	<u>Average Time From Date Written to Date Typed</u>	<u>Average Time From Date Ordered to Date Typed</u>	<u>Average Time From Date Typed to Date Sentenced</u>	<u>Average Time From Date Ordered to Date Sentenced</u>
July 1977	147	61.9 days	15.9 days	77.8 days	24.7 days	102.5 days
August 1977	151	59.8	12.3	72.1	28.6	100.7
September 1977	142	62.8	9.0	71.8	34.4	106.2
October 1977	130	60.9	8.4	69.3	27.5	96.9
November 1977	130	46.8	6.3	53.1	30.0	83.1
December 1977	117	42.2	6.9	49.1	26.7	75.9
January 1978	122	46.1	9.6	55.7	27.0	82.7
February 1978	126	47.5	12.3	59.8	36.1	95.9
March 1978	130	40.3	9.7	50.0	21.8	71.8
April 1978	121	45.9	5.7	51.7	40.9	92.5
May 1978	121	37.3	5.5	42.8	45.0	87.8
June 1978	<u>122</u>	<u>39.3</u>	<u>4.8</u>	<u>44.1</u>	<u>29.2</u>	<u>73.3</u>
TOTALS	1,559	49.8 days	9.1 days	58.9 days	30.8 days	89.7 days

SUPERIOR COURT

COMPARISON - FISCAL YEARS 1977-1978  
PRESENTENCE OFFICE  
PERFORMANCE

<u>NEW CASTLE</u>	<u>1977</u>	<u>1978</u>	<u>Change</u>	<u>% Change</u>
# of Defendants Sentenced After Presentence Investigations	1,142	1,160	+18	+ 1.6%
Average Time from Date Ordered to Date Written	60.8 days	54.1 days	-6.7 days	-11.0%
Average Time from Date Written to Date Typed	10.6 days	10.8 days	+0.2 days	+ 1.9%
Average Time from Date Ordered to Date Typed	71.4 days	64.9 days	-6.5 days	- 9.1%
Average Time from Date Typed to Date Sentenced	28.4 days	32.0 days	+3.6 days	+12.7%
Average Time from Date Ordered to Date Sentenced	99.9 days	96.9 days	-3.0 days	- 3.0%
<u>KENT</u>	<u>1977</u>	<u>1978</u>	<u>Change</u>	<u>% Change</u>
# of Defendants Sentenced After Presentence Investigations	201	181	-20	-10.0%
Average Time from Date Ordered to Date Written	34.6 days	42.2 days	+7.6 days	+22.0%
Average Time from Date Written to Date Typed	8.0 days	2.4 days	-5.6 days	-70.0%
Average Time from Date Ordered to Date Typed	42.6 days	44.6 days	+2.0 days	+ 4.7%
Average Time from Date Typed to Date Sentenced	24.2 days	28.0 days	+3.8 days	+15.7%
Average Time from Date Ordered to Date Sentenced	66.8 days	72.6 days	+5.8 days	+ 8.7%
<u>SUSSEX</u>	<u>1977</u>	<u>1978</u>	<u>Change</u>	<u>% Change</u>
# of Defendants Sentenced After Presentence Investigations	N.A.	218	N.A.	N.A.
Average Time from Date Ordered to Date Written	N.A.	33.4 days	N.A.	N.A.
Average Time from Date Written to Date Typed	N.A.	5.5 days	N.A.	N.A.
Average Time from Date Ordered to Date Typed	N.A.	38.8 days	N.A.	N.A.
Average Time from Date Typed to Date Sentenced	N.A.	26.8 days	N.A.	N.A.
Average Time from Date Ordered to Date Sentenced	N.A.	65.6 days	N.A.	N.A.
<u>STATE</u>	<u>1977</u>	<u>1978</u>	<u>Change</u>	<u>% Change</u>
# of Defendants Sentenced After Presentence Investigations	N.A.	1,559	N.A.	N.A.
Average Time from Date Ordered to Date Written	N.A.	49.8 days	N.A.	N.A.
Average Time from Date Written to Date Typed	N.A.	9.1 days	N.A.	N.A.
Average Time from Date Ordered to Date Typed	N.A.	58.9 days	N.A.	N.A.
Average Time from Date Typed to Date Sentenced	N.A.	30.8 days	N.A.	N.A.
Average Time from Date Ordered to Date Sentenced	N.A.	89.7 days	N.A.	N.A.

N.A. = Not Available

SUPERIOR COURT  
FISCAL YEAR 1978  
PRESENTENCE OFFICE  
PERFORMANCE ANALYSIS  
COMPLIANCE WITH 30-DAY STANDARD

	<u># of Defendants Sentenced Within 30 Days of Verdict*</u>		<u># of Defendants Sentenced 31 Days or More After Verdict*</u>		<u>Total # of Defendants Sentenced*</u>	
New Castle	33	2.8%	1,127	97.2%	1,160	100.0%
Kent	37	20.4%	144	79.6%	181	100.0%
Sussex	8	3.7%	210	96.3%	218	100.0%
State	<u>78</u>	<u>5.0%</u>	<u>1,481</u>	<u>95.0%</u>	<u>1,559</u>	<u>100.0%</u>

\* Sentencings after Presentence Investigation only.

SUPERIOR COURT  
FISCAL YEAR 1978  
PRESENTENCE OFFICE  
PRODUCTIVITY

NEW CASTLE

Month	INVESTIGATIONS			TYPING		
	<u># of Investigations Written</u>	<u># of Investigators Available</u>	<u>Average # Completed Per Investigator</u>	<u># of Investigations Typed</u>	<u># of Typists Available</u>	<u>Average # Typed Per Typist</u>
July 1977	99	6.50	15.2	125	3.00	41.6
August 1977	117	6.10	19.2	125	3.00	41.6
September 1977	94	6.50	14.4	93	3.00	31.0
October 1977	92	6.50	14.2	107	3.00	35.6
November 1977	84	6.70	12.5	68	3.00	22.6
December 1977	100	6.00	16.6	93	2.50	37.2
January 1978	90	6.30	14.3	87	2.50	34.8
February 1978	71	6.80	10.4	85	3.00	28.3
March 1978	88	6.90	12.7	104	3.00	34.7
April 1978	88	6.20	14.2	92	2.75	33.5
May 1978	89	6.20	14.4	87	2.50	34.8
June 1978	90	6.00	15.0	91	2.50	36.4
TOTALS	1,102	6.39	14.4/Month 172.8/Year	1,157	2.81	34.3/Month 411.6/Year

Source: New Castle County Presentence Office

SUPERIOR COURT  
FISCAL YEAR 1978  
PRESENTENCE OFFICE  
PRODUCTIVITY

KENT

Month	INVESTIGATIONS			TYPING		
	# of Investigations Written	# of Investigators Available	Average # Completed Per Investigator	# of Investigations Typed	# of Typists Available	Average # Typed Per Typist
July 1977	25	2.00	12.5	26	1.00	26.0
August 1977	13	2.00	6.5	14	1.00	14.0
September 1977	17	2.00	8.5	17	1.00	17.0
October 1977	12	2.00	6.0	12	1.00	12.0
November 1977	23	2.00	11.5	23	1.00	23.0
December 1977	13	2.00	6.5	13	1.00	13.0
January 1978	18	2.00	9.0	18	1.00	18.0
February 1978	10	2.00	5.0	10	1.00	10.0
March 1978	12	2.00	6.0	11	1.00	11.0
April 1978	9	2.00	4.5	10	1.00	10.0
May 1978	16	2.00	8.0	16	1.00	16.0
June 1978	<u>14</u>	<u>2.00</u>	<u>7.0</u>	<u>11</u>	<u>1.00</u>	<u>11.0</u>
TOTALS	182	2.00	7.6/Month* 91.2/Year*	181	1.00	15.1/Month** 181.2/Year**

\* Kent County Presentence Officers write reports for both Superior Court and the Court of Common Pleas. These figures are for Superior Court only. If the 18 reports written for the Court of Common Pleas during FY 1978 were included, the figures would be 8.3 reports completed per month per investigator and 100.0 reports completed per year per investigator.

\*\* These figures are for Superior Court only. Typists also typed presentence reports for the Court of Common Pleas.

Source: Kent County Presentence Office and Administrative Office of the Courts.

SUPERIOR COURT  
FISCAL YEAR 1978  
PRESENTENCE OFFICE  
PRODUCTIVITY

SUSSEX

<u>Month</u>	<u>INVESTIGATIONS</u>			<u>TYPING</u>		
	<u># of Investigations Written</u>	<u># of Investigators Available</u>	<u>Average # Completed Per Investigator</u>	<u># of Investigations Typed</u>	<u># of Typists Available</u>	<u>Average # Typed Per Typist</u>
July 1977	10	3.00	3.3	16	1.00	16.0
August 1977	17	3.00	5.7	20	1.00	20.0
September 1977	24	3.00	8.0	20	1.00	20.0
October 1977	23	3.00	7.7	21	1.00	21.0
November 1977	24	3.00	8.0	22	1.00	22.0
December 1977	8	3.00	2.7	12	1.00	12.0
January 1978	21	3.00	7.0	22	1.00	22.0
February 1978	21	3.00	7.0	20	1.00	20.0
March 1978	24	3.00	8.0	26	1.00	26.0
April 1978	10	3.00	3.3	12	1.00	12.0
May 1978	25	3.00	8.3	8	1.00	8.0
June 1978	8	3.00	2.3	9	1.00	9.0
TOTALS	215	3.00	6.0/Month* 72.0/Year*	208	1.00	17.3/Month** 207.6/Year**

\* Sussex County Presentence Officers write reports for both Superior Court and the Court of Common Pleas. These figures are for Superior Court only. If the 20 reports written for the Court of Common Pleas during FY 1978 were included, the figures would be 6.5 reports completed per month per investigator and 78.0 reports completed per year per investigator.

\*\* These figures are for Superior Court only. Typists also typed 23 presentence reports for the Court of Common Pleas. Including the Court of Common Pleas typing would change the figures to 19.3 reports typed per typist per month and 231.0 reports typed per typist per year.

SUPERIOR COURT  
FISCAL YEAR 1978  
PRESENTENCE OFFICE  
PRODUCTIVITY

<u>Month</u>	<u>STATE</u>			<u>STATE</u>		
	<u># of Investigations Written</u>	<u>INVESTIGATIONS # of Investigators Available</u>	<u>Average # Completed Per Investigator</u>	<u># of Investigations Typed</u>	<u>TYPING # of Typists Available</u>	<u>Average # Typed Per Typist</u>
July 1977	134	11.50	11.7	167	5.00	33.4
August 1977	147	11.10	13.2	159	5.00	31.8
September 1977	135	11.50	11.7	130	5.00	26.0
October 1977	127	11.50	11.0	140	5.00	28.0
November 1977	131	11.70	11.2	113	5.00	22.6
December 1977	121	11.00	11.0	118	4.50	26.2
January 1978	129	11.30	11.4	127	4.50	28.2
February 1978	102	11.80	8.6	115	5.00	23.0
March 1978	124	11.90	10.4	141	5.00	28.2
April 1978	107	11.20	9.6	114	4.75	24.0
May 1978	130	11.20	11.6	111	4.50	24.7
June 1978	112	11.00	10.2	111	4.50	24.7
TOTALS	1,499	11.39	11.0/Month* 132.0/Year*	1,546	4.81	26.8/Month* 321.6/Year*

\* Figures are for Superior Court only. Court of Common Pleas presentence activity, also performed by the Kent and Sussex Presentence Offices, is excluded.

SUPERIOR COURT

COMPARISON - FISCAL YEARS 1977-1978  
PRESENTENCE OFFICE  
PRODUCTIVITY

<u>NEW CASTLE</u>	<u>1977</u>	<u>1978</u>	<u>Change</u>	<u>% Change</u>
# of Investigations Written	1,249	1,102	-147	-11.7%
Average # Completed Per Investigator Per Month	16.2	14.4	- 1.8	-11.1%
Average # Completed Per Investigator Per Year	194.5	172.8	- 21.7	-11.2%
# of Investigations Typed	1,143	1,157	+ 14	+ 1.2%
Average # Typed Per Typist Per Month	25.6	34.3	+ 8.7	+34.0%
Average # Typed Per Typist Per Year	306.8	411.6	+104.8	+34.2%
 <u>KENT*</u>	 <u>1977</u>	 <u>1978</u>	 <u>Change</u>	 <u>% Change</u>
# of Investigations Written	192	182	- 10	- 5.2%
Average # Completed Per Investigator Per Month	8.0	7.6	- 0.4	- 5.0%
Average # Completed Per Investigator Per Year	96.0	91.2	- 4.8	- 5.0%
# of Investigations Typed	201	181	- 20	- 10.0%
Average # Typed Per Typist Per Month	16.8	15.1	- 1.7	- 10.1%
Average # Typed Per Typist Per Year	201.0	181.2	- 19.8	- 9.9%
 <u>SUSSEX*</u>	 <u>1977</u>	 <u>1978</u>	 <u>Change</u>	 <u>% Change</u>
# of Investigations Written	199	215	+ 16	+ 8.0%
Average # Completed Per Investigator Per Month	5.5	6.0	+ 0.5	+ 9.1%
Average # Completed Per Investigator Per Year	66.3	72.0	+ 5.7	+ 8.6%
# of Investigations Typed	191	208	+ 17	+ 8.9%
Average # Typed Per Typist Per Month	15.9	17.3	+ 1.4	+ 8.8%
Average # Typed Per Typist Per Year	191.0	207.6	+ 16.6	+ 8.7%
 <u>STATE*</u>	 <u>1977</u>	 <u>1978</u>	 <u>Change</u>	 <u>% Change</u>
# of Investigations Written	1,640	1,499	-141	- 8.6%
Average # Completed Per Investigator Per Month	12.0	11.0	- 1.0	- 8.3%
Average # Completed Per Investigator Per Year	143.6	132.0	- 11.6	- 8.1%
# of Investigations Typed	1,600	1,546	- 54	- 3.4%
Average # Typed Per Typist Per Month	29.4	26.8	- 2.6	- 8.8%
Average # Typed Per Typist Per Year	352.4	321.6	- 30.8	- 8.7%

\*Figures are for Superior Court only. Court of Common Pleas presentence activity, also performed by the Kent and Sussex Presentence Offices, is not included.



SUPERIOR COURT

FISCAL YEAR 1978  
CIVIL WORKLOAD  
EXPLANATORY NOTES

1. Complaints are suits for damages. The Complaints category includes Complaints for Damages, Condemnations, Ejectments, Appeals from Justice of the Peace Court, Appeals from Arbitration Panel, Declaratory Judgments, Foreign Judgments, Replevins, Foreign Attachments, Domestic Attachments, Interpleaders, Transfers and Removals from the Court of Chancery, and Transfers and Removals from the Court of Common Pleas.
2. Mechanic's Liens and Mortgages are property suits.
3. Family Court assumed jurisdiction over Divorces in November, 1975. During FY 1978 the last three Divorce cases pending in Superior Court were disposed of.
4. Terminations and Adoptions are parental rights cases.
5. Involuntary Commitments are proceedings held to determine whether individuals shall be involuntarily committed as mentally ill. Because Delaware State Hospital, the state's facility for mentally ill patients, is located in New Castle County, all Involuntary Commitment hearings are held in New Castle County.
6. Appeals are appeals on the record. This category includes Appeals from Administrative Agencies, Appeals from Family Court, Appeals from the Court of Common Pleas, Appeals from Municipal Court, and Certioraris.
7. Miscellaneous includes all other cases. During FY 1978 this category consisted of Complaints Requesting Order, Consent Orders, Habeas Corpus, Mandamus, Writs of Prohibition, Writs of Possession, Bail Forfeitures, Petitions for Destruction of Indicia of Arrest, Petitions to Compel Satisfaction of Judgment, Petitions to Extend Judgment, Petitions to Satisfy Mortgage, Petitions to Set Aside Mortgage, Petitions to Set Aside Sheriff's Sale, Petitions for Redemption, Petitions for Issuance of Subpoena, Petitions for Appointment of Attorney, Out of State Depositions, Out of State Subpoenas, Petitions for Return of Property, Petitions to Vacate Public Road, Road Resolutions, and Tax Ditches.

**CONTINUED**

**2 OF 4**

SUPERIOR COURT

FISCAL YEAR 1978  
CIVIL FILINGS

NEW CASTLE

<u>Month</u>	<u>Complaints</u>	Mechanic's Liens and <u>Mortgages</u>	<u>Divorces</u>	Terminations and <u>Adoptions</u>	<u>Involuntary Commitments</u>	<u>Appeals</u>	<u>Miscellaneous</u>	<u>TOTALS</u>
July 1977	108	32	0	13	44	22	16	235
August 1977	107	31	0	21	64	13	9	245
September 1977	107	43	0	23	52	15	23	263
October 1977	120	56	0	14	31	21	23	265
November 1977	99	27	0	14	57	15	17	229
December 1977	115	29	0	10	36	24	25	239
January 1978	100	26	0	10	46	15	23	220
February 1978	107	37	0	19	50	10	24	247
March 1978	113	39	0	15	43	20	21	251
April 1978	136	37	0	17	44	13	28	275
May 1978	136	33	0	13	56	19	34	291
June 1978	<u>135</u>	<u>27</u>	<u>0</u>	<u>27</u>	<u>60</u>	<u>18</u>	<u>22</u>	<u>289</u>
<b>TOTALS</b>	<b>1,383</b>	<b>417</b>	<b>0</b>	<b>196</b>	<b>583</b>	<b>205</b>	<b>265</b>	<b>3,049</b>
Percentage of Total:	45.4%	13.7%	0.0%	6.4%	19.1%	6.7%	8.7%	100.0%

Source: New Castle County Prothonotary

SUPERIOR COURT

FISCAL YEAR 1978  
CIVIL FILINGS

KENT

<u>Month</u>	<u>Complaints</u>	Mechanic's Liens and <u>Mortgages</u>	<u>Divorces</u>	Terminations and <u>Adoptions</u>	<u>Appeals</u>	<u>Miscellaneous</u>	<u>TOTALS</u>
July 1977	18	18	0	6	2	1	45
August 1977	31	18	0	3	0	0	52
September 1977	69	7	0	6	1	2	85
October 1977	20	10	0	4	0	2	36
November 1977	16	1	0	5	0	2	24
December 1977	16	10	0	4	1	1	32
January 1978	13	9	0	6	1	4	33
February 1978	15	7	0	4	1	0	27
March 1978	24	5	0	13	1	2	45
April 1978	26	7	0	3	1	1	38
May 1978	14	1	0	10	3	2	30
June 1978	<u>28</u>	<u>4</u>	<u>0</u>	<u>5</u>	<u>3</u>	<u>0</u>	<u>35</u>
TOTALS	285	97	0	69	14	17	482
Percentage of Total:	59.2%	20.1%	0.0%	14.3%	2.9%	3.5%	100.0%

Source: Administrative Office of the Courts

SUPERIOR COURT

FISCAL YEAR 1978  
CIVIL FILINGS

SUSSEX

<u>Month</u>	<u>Complaints</u>	<u>Mechanic's Liens and Mortgages</u>	<u>Divorces</u>	<u>Terminations and Adoptions</u>	<u>Appeals</u>	<u>Miscellaneous</u>	<u>TOTALS</u>
July 1977	16	5	0	3	0	1	25
August 1977	17	9	0	7	2	1	36
September 1977	24	11	0	7	2	1	45
October 1977	14	9	0	5	4	1	33
November 1977	12	10	0	4	5	0	31
December 1977	11	4	0	3	5	3	26
January 1978	16	6	0	6	2	0	30
February 1978	8	2	0	2	1	0	13
March 1978	19	9	0	9	3	4	44
April 1978	21	2	0	4	4	3	34
May 1978	10	9	0	7	2	1	29
June 1978	<u>23</u>	<u>8</u>	<u>0</u>	<u>2</u>	<u>4</u>	<u>1</u>	<u>38</u>
TOTALS	191	84	0	59	34	16	384
Percentage of Total:	49.7%	21.9%	0.0%	15.4%	8.8%	4.2%	100.0%

Source: Sussex County Prothonotary

SUPERIOR COURT

FISCAL YEAR 1978  
CIVIL FILINGS

STATE

<u>Month</u>	<u>Complaints</u>	<u>Mechanic's Liens and Mortgages</u>	<u>Divorces</u>	<u>Terminations and Adoptions</u>	<u>Involuntary Commitments</u>	<u>Appeals</u>	<u>Miscellaneous</u>	<u>TOTALS</u>
July 1977	142	55	0	22	44	24	18	305
August 1977	155	58	0	31	64	15	10	333
September 1977	200	61	0	36	52	18	26	393
October 1977	154	75	0	23	31	25	26	334
November 1977	127	38	0	23	57	20	19	284
December 1977	142	43	0	17	36	30	29	297
January 1978	129	41	0	22	46	18	27	283
February 1978	130	46	0	25	50	12	24	287
March 1978	156	53	0	37	43	24	27	340
April 1978	183	46	0	24	44	18	32	347
May 1978	160	43	0	30	56	24	37	350
June 1978	<u>181</u>	<u>39</u>	<u>0</u>	<u>34</u>	<u>60</u>	<u>25</u>	<u>23</u>	<u>362</u>
TOTALS	1,859	598	0	324	583	253	298	3,915
Percentage of Total:	47.5%	15.3%	0.0%	8.3%	14.9%	6.5%	7.6%	100.0%

Source: Administrative Office of the Courts

SUPERIOR COURT  
FISCAL YEAR 1978  
CIVIL DISPOSITIONS

NEW CASTLE

<u>Month</u>	<u>Complaints</u>	<u>Mechanic's Liens and Mortgages</u>	<u>Divorces</u>	<u>Terminations and Adoptions</u>	<u>Involuntary Commitments</u>	<u>Appeals</u>	<u>Miscellaneous</u>	<u>TOTALS</u>
July 1977	69	30	0	5	43	3	6	156
August 1977	95	22	3	12	52	9	3	196
September 1977	65	38	0	13	61	6	32	215
October 1977	84	52	0	9	35	16	20	216
November 1977	116	33	0	5	32	6	21	213
December 1977	335	68	0	14	52	10	15	494
January 1978	93	33	0	31	45	17	24	243
February 1978	72	28	0	9	55	10	18	192
March 1978	94	43	0	6	43	10	25	221
April 1978	95	26	0	16	39	14	19	209
May 1978	110	45	0	17	55	9	35	271
June 1978	<u>90</u>	<u>30</u>	<u>0</u>	<u>35</u>	<u>59</u>	<u>12</u>	<u>15</u>	<u>241</u>
TOTALS	1,318	448	3	172	571	122	233	2,867
Percentage of Total:	46.0%	15.6%	0.1%	6.0%	19.9%	4.3%	8.1%	100.0%

Source: New Castle County Prothonotary

SUPERIOR COURT  
FISCAL YEAR 1978  
CIVIL DISPOSITIONS

KENT

<u>Month</u>	<u>Complaints</u>	Mechanic's Liens and <u>Mortgages</u>	<u>Divorces</u>	Terminations and <u>Adoptions</u>	<u>Appeals</u>	<u>Miscellaneous</u>	<u>TOTALS</u>
July 1977	23	11	0	7	0	6	47
August 1977	19	8	0	7	0	0	34
September 1977	29	20	0	7	2	0	58
October 1977	30	8	0	2	0	2	42
November 1977	19	6	0	5	1	0	31
December 1977	11	2	0	5	1	4	23
January 1978	14	6	0	4	2	1	27
February 1978	10	3	0	2	2	0	17
March 1978	15	5	0	0	1	0	21
April 1978	16	1	0	5	3	2	27
May 1978	21	1	0	3	1	0	26
June 1978	<u>20</u>	<u>3</u>	<u>0</u>	<u>12</u>	<u>1</u>	<u>1</u>	<u>37</u>
TOTALS	227	74	0	59	14	16	390
Percentage of Total:	58.2%	19.0%	0.0%	15.1%	3.6%	4.1%	100.0%

Source: Administrative Office of the Courts



SUPERIOR COURT  
FISCAL YEAR 1978  
CIVIL DISPOSITIONS

SUSSEX

<u>Month</u>	<u>Complaints</u>	Mechanic's Liens and <u>Mortgages</u>	<u>Divorces</u>	Terminations and <u>Adoptions</u>	<u>Appeals</u>	<u>Miscellaneous</u>	<u>TOTALS</u>
July 1977	9	13	0	0	0	1	23
August 1977	17	4	0	4	1	1	27
September 1977	15	11	0	13	0	0	39
October 1977	12	9	0	5	2	2	30
November 1977	14	10	0	5	2	3	34
December 1977	5	8	0	6	1	1	21
January 1978	18	11	0	1	1	1	32
February 1978	20	6	0	4	1	0	31
March 1978	24	11	0	4	1	2	42
April 1978	19	5	0	5	2	1	32
May 1978	16	10	0	6	2	2	36
June 1978	<u>13</u>	<u>5</u>	<u>0</u>	<u>5</u>	<u>3</u>	<u>1</u>	<u>27</u>
TOTALS	182	103	0	58	16	15	374
Percentage of Total:	48.7%	27.5%	0.0%	15.5%	4.3%	4.0%	100.0%

Source: Sussex County Prothonotary

SUPERIOR COURT  
FISCAL YEAR 1978  
CIVIL DISPOSITIONS

STATE

<u>Month</u>	<u>Complaints</u>	Mechanic's Liens and <u>Mortgages</u>	<u>Divorces</u>	Terminations and <u>Adoptions</u>	<u>Involuntary Commitments</u>	<u>Appeals</u>	<u>Miscellaneous</u>	<u>TOTALS</u>
July 1977	101	54	0	12	43	3	13	226
August 1977	131	34	3	23	52	10	4	257
September 1977	109	69	0	33	61	8	32	312
October 1977	126	69	0	16	35	18	24	288
November 1977	149	49	0	15	32	9	24	278
December 1977	351	78	0	25	52	12	20	538
January 1978	125	50	0	36	45	20	26	302
February 1978	102	37	0	15	55	13	18	240
March 1978	133	59	0	10	43	12	27	284
April 1978	130	32	0	26	39	19	22	268
May 1978	147	56	0	26	55	12	37	333
June 1978	<u>123</u>	<u>38</u>	<u>0</u>	<u>52</u>	<u>59</u>	<u>16</u>	<u>17</u>	<u>305</u>
TOTALS	1,727	625	3	289	571	152	264	3,631
Percentage of Total:	47.6%	17.2%	0.1%	8.0%	15.7%	4.2%	7.3%	100.0%

Source: Administrative Office of the Courts

SUPERIOR COURT  
FISCAL YEAR 1978  
CIVIL DISPOSITIONS  
COMPLAINTS DISPOSITIONS

NEW CASTLE

Month	TRIAL DISPOSITIONS		NON-TRIAL DISPOSITIONS						TOTALS	
	Judgment for Plaintiff -Damages	Judgment for Defendant- No Damages	Default Judgment for Plaintiff	Other Judgment for Plaintiff	Judgment for Defendant -Damages	Judgment for Defendant- No Damages	Voluntary Dismissal	Court Dismissal		Split Disposition
July 1977	5	1	16	6	0	0	40	1	0	69
August 1977	3	0	15	9	0	0	67	0	1	95
September 1977	1	1	15	2	2	1	39	3	1	65
October 1977	8	6	13	5	0	1	47	4	0	84
November 1977	9	8	17	8	0	0	67	7	0	116
December 1977	4	1	19	8	0	2	67	234	0	335
January 1978	8	3	10	10	0	1	59	1	1	93
February 1978	3	1	12	5	0	1	48	2	0	72
March 1978	2	1	14	0	8	2	66	1	0	94
April 1978	6	6	9	5	0	1	64	4	0	95
May 1978	7	3	26	5	0	1	68	0	0	110
June 1978	9	3	18	5	0	2	51	2	0	90
TOTALS	65	34	184	68	10	12	683	259	3	1,318
Percentage of Total:	4.9%	2.6%	14.0%	5.2%	0.8%	0.9%	51.8%	19.6%	0.2%	100.0%

SUPERIOR COURT  
FISCAL YEAR 1978  
CIVIL DISPOSITIONS  
COMPLAINTS DISPOSITIONS

KENT

Month	TRIAL DISPOSITIONS		NON-TRIAL DISPOSITIONS							TOTALS
	Judgment for Plaintiff -Damages	Judgment for Defendant- No Damages	Default Judgment for Plaintiff	Other Judgment for Plaintiff	Judgment for Defendant -Damages	Judgment for Defendant- No Damages	Voluntary Dismissal	Court Dismissal	Split Disposition	
July 1977	0	0	1	5	1	0	14	1	1	23
August 1977	0	0	1	8	0	0	9	0	1	19
September 1977	0	0	2	4	0	0	20	3	0	29
October 1977	0	0	2	4	0	0	17	7	0	30
November 1977	1	0	1	2	0	0	14	1	0	19
December 1977	0	0	0	1	0	0	7	3	0	11
January 1978	1	0	0	0	0	0	12	0	1	14
February 1978	0	0	1	0	0	0	8	1	0	10
March 1978	0	0	0	1	0	0	13	1	0	15
April 1978	0	1	3	0	0	0	11	1	0	16
May 1978	0	0	2	2	0	0	15	2	0	21
June 1978	<u>0</u>	<u>0</u>	<u>6</u>	<u>3</u>	<u>0</u>	<u>0</u>	<u>10</u>	<u>1</u>	<u>0</u>	<u>20</u>
TOTALS	2	1	19	30	1	0	150	21	3	227
Percentage of Total:	0.9%	0.4%	8.4%	13.2%	0.4%	0.0%	66.1%	9.3%	1.3%	100.0%

SUPERIOR COURT  
FISCAL YEAR 1978  
CIVIL DISPOSITIONS  
COMPLAINIS DISPOSITIONS

SUSSEX

Month	TRIAL DISPOSITIONS		NON-TRIAL DISPOSITIONS							TOTALS
	Judgment for Plaintiff -Damages	Judgment for Defendant- No Damages	Default Judgment for Plaintiff	Other Judgment for Plaintiff	Judgment for Defendant -Damages	Judgment for Defendant- No Damages	Voluntary Dismissal	Court Dismissal	Split Disposition	
July 1977	0	0	4	0	0	0	5	0	0	9
August 1977	2	0	4	0	0	0	9	1	1	17
September 1977	0	0	3	0	0	0	8	4	0	15
October 1977	4	0	3	0	0	0	3	2	0	12
November 1977	0	1	4	0	0	0	9	0	0	14
December 1977	0	0	2	0	0	0	2	1	0	5
January 1978	3	0	4	0	0	1	6	1	3	18
February 1978	0	0	5	0	0	0	13	1	1	20
March 1978	1	0	4	0	0	0	11	7	1	24
April 1978	1	0	4	0	0	0	13	0	1	19
May 1978	2	0	4	0	0	0	8	1	1	16
June 1978	<u>0</u>	<u>0</u>	<u>6</u>	<u>0</u>	<u>0</u>	<u>0</u>	<u>7</u>	<u>0</u>	<u>0</u>	<u>13</u>
TOTALS	13	1	47	0	0	1	94	18	8	182
Percentage of Total:	7.1%	0.5%	25.8%	0.0%	0.0%	0.5%	51.6%	9.9%	4.4%	100.0%

Source: Sussex County Prothonotary

SUPERIOR COURT  
 FISCAL YEAR 1978  
 CIVIL DISPOSITIONS  
 COMPLAINTS DISPOSITIONS

STATE

Month	TRIAL DISPOSITIONS		NON-TRIAL DISPOSITIONS							TOTALS
	Judgment for Plaintiff -Damages	Judgment for Defendant- No Damages	Default Judgment for Plaintiff	Other Judgment for Plaintiff	Judgment for Defendant -Damages	Judgment for Defendant- No Damages	Voluntary Dismissal	Court Dismissal	Split Disposition	
July 1977	5	1	21	11	1	0	59	2	1	101
August 1977	5	0	20	17	0	0	85	1	3	131
September 1977	1	1	20	6	2	1	67	10	1	109
October 1977	12	6	18	9	0	1	67	13	0	126
November 1977	10	9	22	10	0	0	90	8	0	149
December 1977	4	1	21	9	0	2	76	238	0	351
January 1978	12	3	14	10	0	2	77	2	5	125
February 1978	3	1	18	5	0	1	69	4	1	102
March 1978	3	1	18	1	8	2	90	9	1	133
April 1978	7	7	16	5	0	1	88	5	1	130
May 1978	9	3	32	7	0	1	91	3	1	147
June 1978	9	3	30	8	0	2	68	3	0	123
TOTALS	80	36	250	98	11	13	927	298	14	1,727
Percentage of Total:	4.6%	2.1%	14.5%	5.7%	0.6%	0.7%	53.7%	17.3%	0.8%	100.0%

SUPERIOR COURT  
 FISCAL YEAR 1978  
 CIVIL DISPOSITIONS  
 MECHANIC'S LIENS AND MORTGAGES DISPOSITIONS

NEW CASTLE

Month	TRIAL DISPOSITIONS		NON-TRIAL DISPOSITIONS					TOTALS
	Judgment for Plaintiff -Damages	Judgment for Defendant- No Damages	Default Judgment for Plaintiff	Other Judgment for Plaintiff	Voluntary Dismissal	Court Dismissal	Split Disposition	
July 1977	0	0	19	0	11	0	0	30
August 1977	0	0	17	1	4	0	0	22
September 1977	0	0	22	1	15	0	0	38
October 1977	0	1	29	1	20	1	0	52
November 1977	0	0	19	2	10	2	0	33
December 1977	0	0	25	1	6	36	0	68
January 1978	0	0	26	0	7	0	0	33
February 1978	1	0	22	0	5	0	0	28
March 1978	0	0	34	0	9	0	0	43
April 1978	1	0	21	0	4	0	0	26
May 1978	0	0	37	1	7	0	0	45
June 1978	<u>0</u>	<u>0</u>	<u>20</u>	<u>1</u>	<u>9</u>	<u>0</u>	<u>0</u>	<u>30</u>
TOTALS	2	1	291	8	107	39	0	448
Percentage of Total:	0.4%	0.2%	65.0%	1.8%	23.9%	8.7%	0.0%	100.0%

Source: New Castle County Prothonotary

SUPERIOR COURT  
 FISCAL YEAR 1978  
 CIVIL DISPOSITIONS  
 MECHANIC'S LIENS AND MORTGAGES DISPOSITIONS

KENT

<u>Month</u>	<u>TRIAL DISPOSITIONS</u>		<u>NON-TRIAL DISPOSITIONS</u>					<u>TOTALS</u>
	<u>Judgment for Plaintiff -Damages</u>	<u>Judgment for Defendant- No Damages</u>	<u>Default Judgment for Plaintiff</u>	<u>Other Judgment for Plaintiff</u>	<u>Voluntary Dismissal</u>	<u>Court Dismissal</u>	<u>Split Disposition</u>	
July 1977	0	0	8	0	1	2	0	11
August 1977	0	0	6	0	1	1	0	8
September 1977	0	0	16	0	2	2	0	20
October 1977	0	0	7	0	1	0	0	8
November 1977	0	0	5	0	1	0	0	6
December 1977	0	0	2	0	0	0	0	2
January 1978	0	0	1	0	4	1	0	6
February 1978	0	0	3	0	0	0	0	3
March 1978	0	0	4	0	1	0	0	5
April 1978	0	0	1	0	0	0	0	1
May 1978	0	0	0	0	1	0	0	1
June 1978	0	0	1	0	1	1	0	3
<b>TOTALS</b>	0	0	54	0	13	7	0	74
Percentage of Total:	0.0%	0.0%	73.0%	0.0%	17.6%	9.4%	0.0%	100.0%

Source: Administrative Office of the Courts



SUPERIOR COURT  
 FISCAL YEAR 1978  
 CIVIL DISPOSITIONS  
 MECHANIC'S LIENS AND MORTGAGES DISPOSITIONS

SUSSEX

Month	TRIAL DISPOSITIONS		NON-TRIAL DISPOSITIONS					TOTALS
	Judgment for Plaintiff -Damages	Judgment for Defendant- No Damages	Default Judgment for Plaintiff	Other Judgment for Plaintiff	Voluntary Dismissal	Court Dismissal	Split Disposition	
July 1977	0	0	4	0	5	0	0	9
August 1977	0	0	0	0	1	0	3	4
September 1977	0	0	4	0	3	2	2	11
October 1977	0	0	6	0	0	1	2	9
November 1977	0	0	7	0	3	0	0	10
December 1977	0	0	7	0	1	0	0	8
January 1978	0	0	9	0	2	0	0	11
February 1978	0	0	4	0	1	0	1	6
March 1978	0	0	3	0	1	4	3	11
April 1978	0	0	3	0	1	0	1	5
May 1978	0	0	2	0	6	0	2	10
June 1978	<u>0</u>	<u>1</u>	<u>3</u>	<u>0</u>	<u>1</u>	<u>0</u>	<u>0</u>	<u>5</u>
TOTALS	0	1	52	0	25	7	14	99
Percentage of Total:	0.0%	1.0%..	52.5%	0.0%	25.3%	7.1%	14.1%	100.0%

Source: Sussex County Prothonotary

SUPERIOR COURT  
 FISCAL YEAR 1978  
 CIVIL DISPOSITIONS  
 MECHANIC'S LIENS AND MORTGAGES DISPOSITIONS

STATE

<u>Month</u>	<u>TRIAL DISPOSITIONS</u>		<u>NON-TRIAL DISPOSITIONS</u>					<u>TOTALS</u>
	<u>Judgment for Plaintiff -Damages</u>	<u>Judgment for Defendant- No Damages</u>	<u>Default Judgment for Plaintiff</u>	<u>Other Judgment for Plaintiff</u>	<u>Voluntary Dismissal</u>	<u>Court Dismissal</u>	<u>Split Disposition</u>	
July 1977	0	0	31	0	17	2	0	50
August 1977	0	0	23	1	6	1	3	34
September 1977	0	0	42	1	20	4	2	69
October 1977	0	1	42	1	21	2	2	69
November 1977	0	0	31	2	14	2	0	49
December 1977	0	0	34	1	7	36	0	78
January 1978	0	0	36	0	13	1	0	50
February 1978	1	0	29	0	6	0	1	37
March 1978	0	0	41	0	11	4	3	59
April 1978	1	0	25	0	5	0	1	32
May 1978	0	0	39	1	14	0	2	56
June 1978	<u>0</u>	<u>1</u>	<u>24</u>	<u>1</u>	<u>11</u>	<u>1</u>	<u>0</u>	<u>38</u>
TOTALS	2	2	397	8	145	53	14	621
Percentage of Total:	0.3%	0.3%	63.9%	1.3%	23.3%	8.5%	2.3%	100.0%

Source: Administrative Office of the Courts

SUPERIOR COURT

FISCAL YEAR 1978  
CIVIL DISPOSITIONS

DIVORCES AND TERMINATIONS AND ADOPTIONS DISPOSITIONS

	DIVORCES					TERMINATIONS AND ADOPTIONS						
	<u>Granted</u>		<u>Dismissed</u>		<u>TOTALS</u>	<u>Granted</u>		<u>Dismissed</u>		<u>TOTALS</u>		
New Castle	3	100.0%	0	0.0%	3	100.0%	163	94.8%	9	5.2%	172	100.0%
Kent	0		0		0		58	98.3%	1	1.7%	59	100.0%
Sussex	0		0		0		54	93.1%	4	6.9%	58	100.0%
State	<u>3</u>	<u>100.0%</u>	<u>0</u>	<u>0.0%</u>	<u>3</u>	<u>100.0%</u>	<u>275</u>	<u>95.2%</u>	<u>14</u>	<u>4.8%</u>	<u>289</u>	<u>100.0%</u>

INVOLUNTARY COMMITMENTS DISPOSITIONS

	<u>Dismissed-Voluntary Commitment</u>		<u>Dismissed-No Probable Cause</u>		<u>Dismissed-Not Mentally Ill</u>		<u>Dismissed-Released by Hospital</u>		<u>Dismissed-Defendant Deceased</u>		<u>TOTALS</u>	
	New Castle	280	49.0%	5	0.9%	8	1.4%	269	47.1%	9	1.6%	571
Kent												
Sussex												
State	<u>280</u>	<u>49.0%</u>	<u>5</u>	<u>0.9%</u>	<u>8</u>	<u>1.4%</u>	<u>269</u>	<u>47.1%</u>	<u>9</u>	<u>1.6%</u>	<u>571</u>	<u>100.0%</u>

APPEALS DISPOSITIONS

	<u>Decision/Judgment Affirmed</u>		<u>Decision/Judgment Reversed</u>		<u>In Part/Reversed In Part</u>		<u>Voluntary Dismissal</u>		<u>Court Dismissal</u>		<u>Remanded</u>		<u>TOTALS</u>	
	New Castle	29	23.8%	23	18.9%	1	0.8%	43	35.2%	9	7.4%	17	13.9%	122
Kent	3	21.4%	1	7.1%	0	0.0%	7	50.0%	2	14.3%	1	7.1%	14	100.0%
Sussex	3	18.8%	2	12.5%	0	0.0%	8	50.0%	0	0.0%	3	18.8%	16	100.0%
State	<u>35</u>	<u>23.0%</u>	<u>26</u>	<u>17.1%</u>	<u>1</u>	<u>0.7%</u>	<u>58</u>	<u>38.2%</u>	<u>11</u>	<u>7.2%</u>	<u>21</u>	<u>13.8%</u>	<u>152</u>	<u>100.0%</u>

MISCELLANEOUS DISPOSITIONS

	<u>Petition/Order Signed or Granted</u>		<u>Petition/Order Denied or Dismissed</u>		<u>Disposition Simultaneous with Filing</u>		<u>TOTALS</u>	
	New Castle	183	78.6%	49	21.0%	1	0.4%	233
Kent	7	43.8%	7	43.8%	2	12.5%	16	100.0%
Sussex	8	53.3%	5	33.3%	2	13.3%	15	100.0%
State	<u>198</u>	<u>75.0%</u>	<u>61</u>	<u>23.1%</u>	<u>5</u>	<u>1.9%</u>	<u>264</u>	<u>100.0%</u>

Source: New Castle County Prothonotary, Sussex County Prothonotary, and Administrative Office of the Courts.

SUPERIOR COURT

FISCAL YEAR 1978  
CIVIL PENDING

NEW CASTLE

<u>Month</u>	<u>Complaints</u>	<u>Mechanic's Liens and Mortgages</u>	<u>Divorces</u>	<u>Terminations and Adoptions</u>	<u>Involuntary Commitments</u>	<u>Appeals</u>	<u>Miscellaneous</u>	<u>TOTALS</u>
July 1977	1,843	296	3	73	93	252	103	2,663
August 1977	1,855	305	0	82	105	256	109	2,712
September 1977	1,897	310	0	92	96	265	100	2,760
October 1977	1,933	314	0	97	92	270	103	2,809
November 1977	1,916	308	0	106	117	279	99	2,825
December 1977	1,696	269	0	102	101	293	109	2,570
January 1978	1,703	262	0	81	102	291	108	2,547
February 1978	1,738	271	0	91	97	291	114	2,602
March 1978	1,757	267	0	100	97	301	110	2,632
April 1978	1,798	278	0	101	102	300	119	2,698
May 1978	1,824	266	0	97	103	310	118	2,718
June 1978	1,869	263	0	89	104	316	125	2,766
Percentage of Total Pending at End of Year:	67.6%	9.5%	0.0%	3.2%	3.8%	11.4%	4.5%	100.0%

Source: New Castle County Prothonotary

SUPERIOR COURT

FISCAL YEAR 1978  
CIVIL PENDING

KENT

<u>Month</u>	<u>Complaints</u>	<u>Mechanic's Liens and Mortgages</u>	<u>Divorces</u>	<u>Terminations and Adoptions</u>	<u>Appeals</u>	<u>Miscellaneous</u>	<u>TOTALS</u>
July 1977	N.A.	N.A.	0	45	N.A.	N.A.	971
August 1977	N.A.	N.A.	0	41	N.A.	N.A.	989
September 1977	N.A.	N.A.	0	40	N.A.	N.A.	1,016
October 1977	N.A.	N.A.	0	42	N.A.	N.A.	1,010
November 1977	N.A.	N.A.	0	42	N.A.	N.A.	1,003
December 1977	N.A.	N.A.	0	41	N.A.	N.A.	1,012
January 1978	N.A.	N.A.	0	43	N.A.	N.A.	1,018
February 1978	N.A.	N.A.	0	45	N.A.	N.A.	1,028
March 1978	N.A.	N.A.	0	58	N.A.	N.A.	1,052
April 1978	N.A.	N.A.	0	56	N.A.	N.A.	1,063
May 1978	N.A.	N.A.	0	65	N.A.	N.A.	1,067
June 1978	N.A.	N.A.	0	56	N.A.	N.A.	1,065
Percentage of Total Pending at End of Year:	N.A.	N.A.	0.0%	5.3%	N.A.	N.A.	100.0%

N.A. = Not Available

Source: Administrative Office of the Courts

SUPERIOR COURT  
FISCAL YEAR 1978  
CIVIL PENDING

SUSSEX

<u>Month</u>	<u>Complaints</u>	Mechanic's Liens and <u>Mortgages</u>	<u>Divorces</u>	Terminations and <u>Adoptions</u>	<u>Appeals</u>	<u>Miscellaneous</u>	<u>TOTALS</u>
July 1977	178	45	0	46	15	7	291
August 1977	178	50	0	49	16	7	300
September 1977	187	50	0	43	18	8	306
October 1977	189	50	0	43	20	7	309
November 1977	187	50	0	42	23	4	306
December 1977	193	46	0	39	27	6	311
January 1978	191	41	0	44	28	5	309
February 1978	179	37	0	42	28	5	291
March 1978	174	35	0	47	30	7	293
April 1978	176	32	0	46	32	9	295
May 1978	170	31	0	47	32	8	288
June 1978	180	34	0	44	33	8	299
Percentage of Total Pending at End of Year:	60.2%	11.4%	0.0%	14.7%	11.0%	2.7%	100.0%

Source: Sussex County Prothonotary

SUPERIOR COURT

FISCAL YEAR 1978  
CIVIL PENDING

STATE

<u>Month</u>	<u>Complaints</u>	<u>Mechanic's Liens and Mortgages</u>	<u>Divorces</u>	<u>Terminations and Adoptions</u>	<u>Involuntary Commitments</u>	<u>Appeals</u>	<u>Miscellaneous</u>	<u>TOTALS</u>
July 1977	N.A.	N.A.	3	164	93	N.A.	N.A.	3,925
August 1977	N.A.	N.A.	0	172	105	N.A.	N.A.	4,001
September 1977	N.A.	N.A.	0	175	96	N.A.	N.A.	4,082
October 1977	N.A.	N.A.	0	182	92	N.A.	N.A.	4,128
November 1977	N.A.	N.A.	0	190	117	N.A.	N.A.	4,134
December 1977	N.A.	N.A.	0	182	101	N.A.	N.A.	3,893
January 1978	N.A.	N.A.	0	168	102	N.A.	N.A.	3,874
February 1978	N.A.	N.A.	0	178	97	N.A.	N.A.	3,921
March 1978	N.A.	N.A.	0	205	97	N.A.	N.A.	3,977
April 1978	N.A.	N.A.	0	203	102	N.A.	N.A.	4,056
May 1978	N.A.	N.A.	0	207	103	N.A.	N.A.	4,073
June 1978	N.A.	N.A.	0	189	104	N.A.	N.A.	4,130
Percentage of Total Pending at End of Year:	N.A.	N.A.	0.0%	4.6%	2.5%	N.A.	N.A.	100.0%

N.A. = Not Available

Source: Administrative Office of the Courts

## SUPERIOR COURT

FISCAL YEAR 1978  
CIVIL CASESPAGE  
=133=

<u>NEW CASTLE</u>	<u>Pending 6/30/77</u>	<u>Filings</u>	<u>Dispositions</u>	<u>Pending 6/30/78</u>	<u>Change In Pending</u>
Complaints	1,804*	1,383	1,318	1,869	+ 65
Mechanic's Liens and Mortgages	294	417	448	263	- 31
Divorces	3	0	3	0	- 3
Terminations and Adoptions	65	196	172	89	+ 24
Involuntary Commitments	92	583	571	104	+ 12
Appeals	233	205	122	316	+ 83
Miscellaneous	93*	265	233	125	+ 32
TOTALS	2,584	3,049	2,867	2,766	+182
<u>KENT</u>	<u>Pending 6/30/77</u>	<u>Filings</u>	<u>Dispositions</u>	<u>Pending 6/30/78</u>	<u>Change In Pending</u>
Complaints	N.A.	285	227	N.A.	+ 58
Mechanic's Liens and Mortgages	N.A.	97	74	N.A.	+ 23
Divorces	0	0	0	0	0
Terminations and Adoptions	46	69	59	56	+ 10
Appeals	N.A.	14	14	N.A.	0
Miscellaneous	N.A.	17	16	N.A.	+ 1
TOTALS	973	482	390	1,065	+ 92
<u>SUSSEX</u>	<u>Pending 6/30/77</u>	<u>Filings</u>	<u>Dispositions</u>	<u>Pending 6/30/78</u>	<u>Change In Pending</u>
Complaints	171*	191	182	180	+ 9
Mechanic's Liens and Mortgages	53	84	103	34	- 19
Divorces	0	0	0	0	0
Terminations and Adoptions	43	59	58	44	+ 1
Appeals	15	34	16	33	+ 18
Miscellaneous	7*	16	15	8	+ 1
TOTALS	289	384	374	299	+ 10
<u>STATE</u>	<u>Pending 6/30/77</u>	<u>Filings</u>	<u>Dispositions</u>	<u>Pending 6/30/78</u>	<u>Change In Pending</u>
Complaints	N.A.	1,859	1,727	N.A.	+132
Mechanic's Liens and Mortgages	N.A.	598	625	N.A.	- 27
Divorces	3	0	3	0	- 3
Terminations and Adoptions	154	324	289	189	+ 35
Involuntary Commitments	92	583	571	104	+ 12
Appeals	N.A.	253	152	N.A.	+101
Miscellaneous	N.A.	298	264	N.A.	+ 34
TOTALS	3,846	3,915	3,631	4,130	+284

N.A. = Not Available

\* Figure adjusted from 1977 Annual Report; Ejectments reclassified from Miscellaneous category to Complaints category.

Source: Administrative Office of the Courts



SUPERIOR COURT  
COMPARISON - FISCAL YEARS 1977-1978  
CIVIL CASES

<u>FILINGS</u>	<u>1977</u>	<u>1978</u>	<u>Change</u>	<u>% Change</u>
New Castle	2,960	3,049	+ 89	+ 3.0%
Kent	442	482	+ 40	+ 9.0%
Sussex	422	384	- 38	- 9.0%
State	<u>3,824</u>	<u>3,915</u>	<u>+ 91</u>	<u>+ 2.4%</u>

<u>DISPOSITIONS</u>	<u>1977</u>	<u>1978</u>	<u>Change</u>	<u>% Change</u>
New Castle	2,711	2,867	+156	+ 5.8%
Kent	304	390	+ 86	+28.3%
Sussex	596	374	-222	-37.2%
State	<u>3,611</u>	<u>3,631</u>	<u>+ 20</u>	<u>+ 0.6%</u>

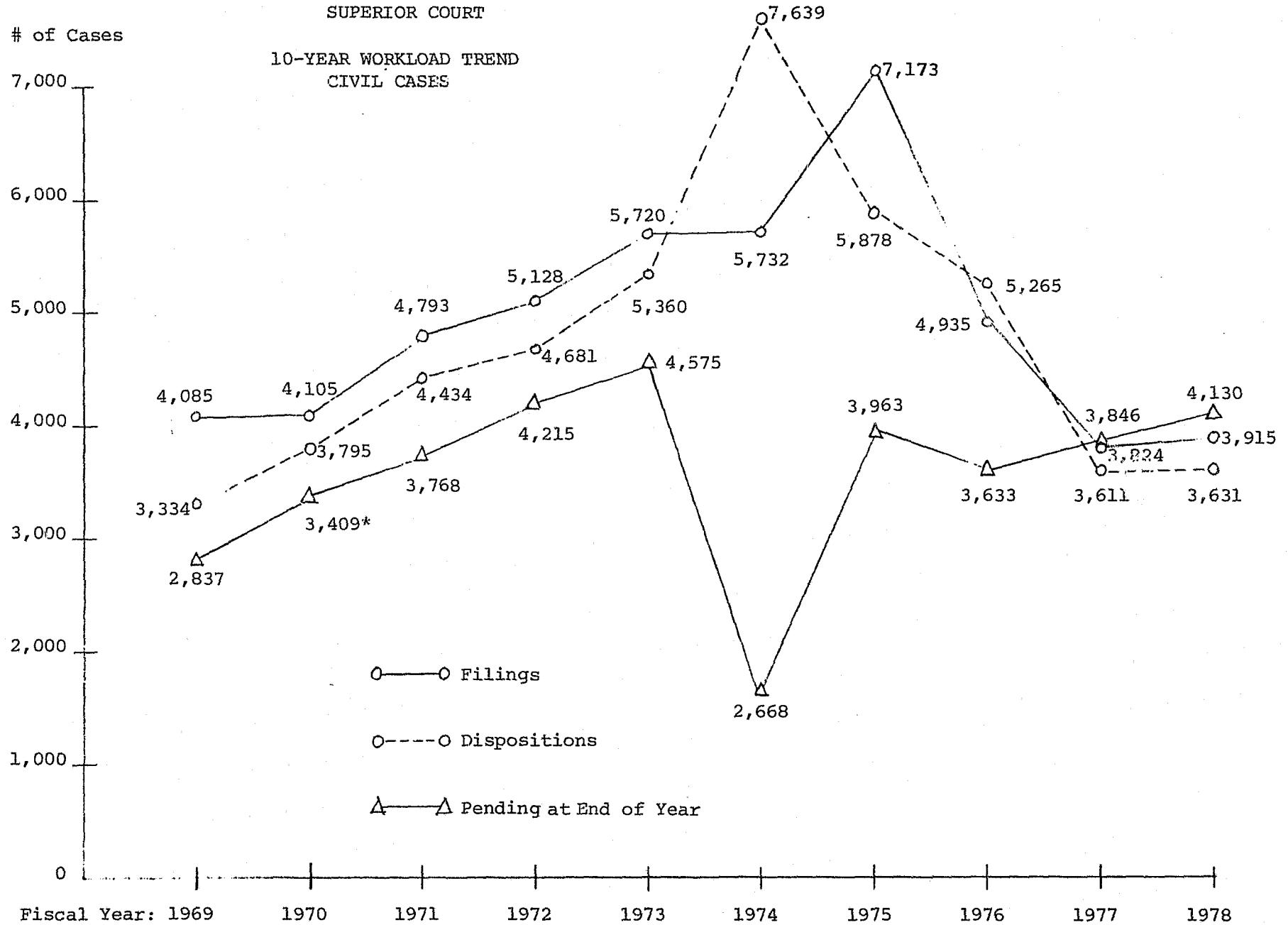
  

<u>PENDING AT END OF YEAR</u>	<u>1977</u>	<u>1978</u>	<u>Change</u>	<u>% Change</u>
New Castle	2,584	2,766	+182	+ 7.0%
Kent	973	1,065	+ 92	+ 9.5%
Sussex	289	299	+ 10	+ 3.5%
State	<u>3,846</u>	<u>4,130</u>	<u>+284</u>	<u>+ 7.4%</u>

Source: Administrative Office of the Courts

SUPERIOR COURT

10-YEAR WORKLOAD TREND  
CIVIL CASES



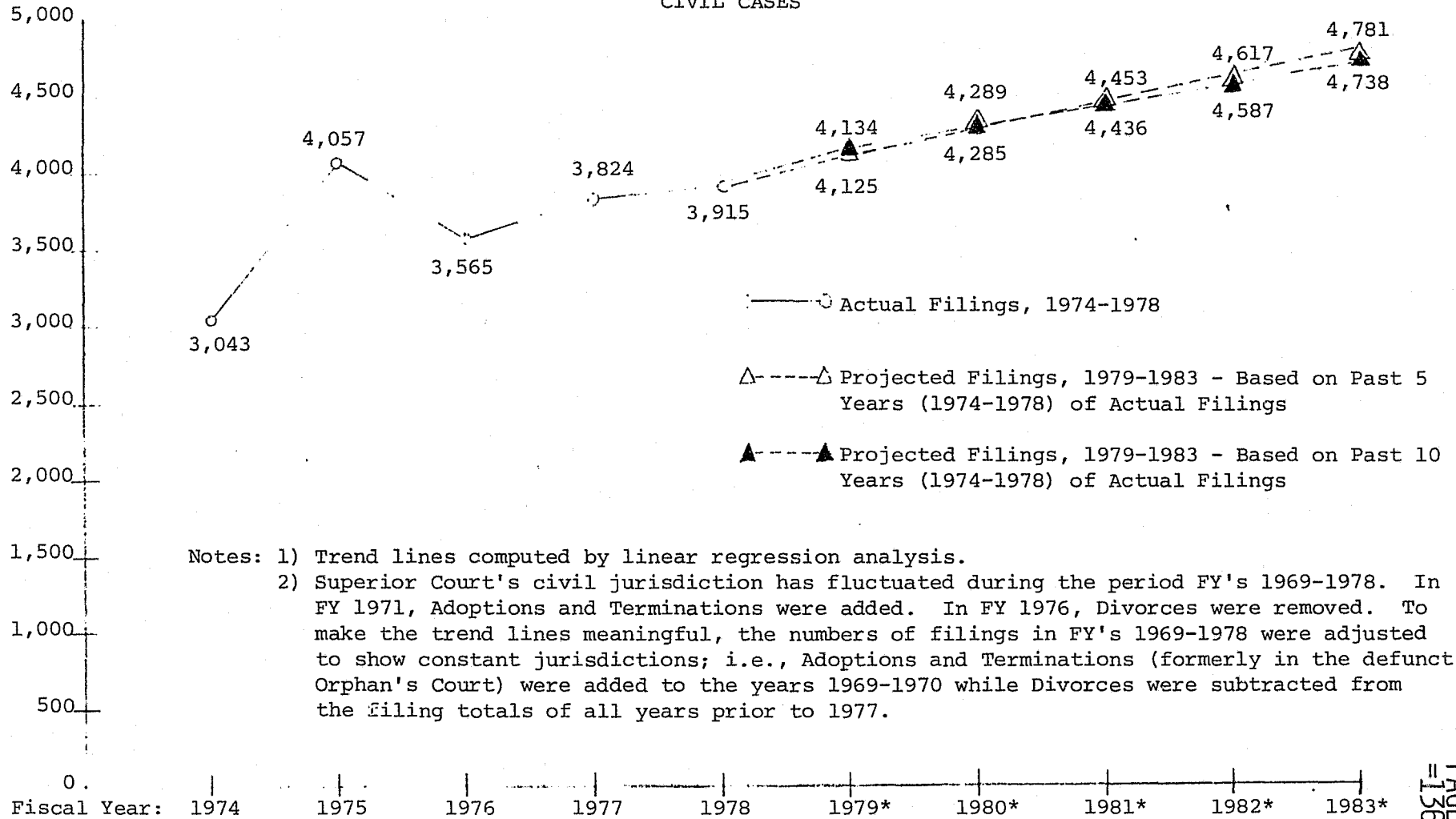
\* On June 30, 1970, Orphans Court was abolished and jurisdiction over Adoptions and Terminations was transferred to Superior Court. The pending count includes 262 such cases transferred on that date.

Source: Administrative Office of the Courts

SUPERIOR COURT

5-YEAR WORKLOAD PROJECTIONS  
CIVIL CASES

# of Cases



- Notes: 1) Trend lines computed by linear regression analysis.  
 2) Superior Court's civil jurisdiction has fluctuated during the period FY's 1969-1978. In FY 1971, Adoptions and Terminations were added. In FY 1976, Divorces were removed. To make the trend lines meaningful, the numbers of filings in FY's 1969-1978 were adjusted to show constant jurisdictions; i.e., Adoptions and Terminations (formerly in the defunct Orphan's Court) were added to the years 1969-1970 while Divorces were subtracted from the filing totals of all years prior to 1977.

\*Projected

Source: Administrative Office of the Courts

SUPERIOR COURT

FISCAL YEAR 1978  
CIVIL PERFORMANCE  
ELAPSED TIME

NEW CASTLE

Month	<u>COMPLAINTS</u>		<u>MECHANIC'S LIENS AND MORTGAGES</u>		<u>DIVORCES</u>		<u>TERMINATIONS AND ADOPTIONS</u>	
	No.	Avg. Time Between Filing and Disposition	No.	Avg. Time Between Filing and Disposition	No.	Avg. Time Between Filing and Disposition	No.	Avg. Time Between Filing and Disposition
July 1977	69	334.9 days	30	85.0 days	0	-	5	111.6 days
August 1977	95	337.4	22	56.2	3	729.7 days	12	84.0
September 1977	65	369.9	38	138.3	0	-	13	106.0
October 1977	84	453.9	52	279.9	0	-	9	117.2
November 1977	116	525.1	33	208.4	0	-	5	131.4
December 1977	335	821.0	68	637.3	0	-	14	337.6
January 1978	93	476.2	33	216.4	0	-	31	98.5
February 1978	72	435.0	28	176.1	0	-	9	108.4
March 1978	94	384.7	43	120.7	0	-	6	138.0
April 1978	95	472.6	26	119.8	0	-	16	221.8
May 1978	110	421.4	45	94.2	0	-	17	161.4
June 1978	90	379.6	30	141.1	0	-	35	131.6
TOTALS	1,318	523.9 days*	448	229.1 days*	3	729.7 days	172	146.2 days*

Month	<u>APPEALS</u>		<u>INVOLUNTARY COMMITMENTS</u>		<u>MISCELLANEOUS</u>	
	No.	Avg. Time Between Filing and Disposition	No.	Avg. Time Between Filing and Disposition	No.	Avg. Time Between Filing and Disposition
July 1977	3	150.7 days	43	36.5 days	6	78.2 days
August 1977	9	287.8	52	31.3	3	71.0
September 1977	6	200.2	61	32.7	32	26.7
October 1977	16	363.2	35	45.1	20	16.4
November 1977	6	363.7	32	32.1	21	41.2
December 1977	10	153.1	52	28.0	15	448.0
January 1978	17	234.4	45	49.7	24	31.7
February 1978	10	234.1	55	25.7	18	29.8
March 1978	10	283.2	43	64.9	25	31.0
April 1978	14	220.7	39	22.4	19	59.9
May 1978	9	211.3	55	17.9	35	37.7
June 1978	12	227.5	59	37.8	15	32.7
TOTALS	122	251.2 days*	571	34.7 days*	233	62.1 days*

No. = Number

Avg. = Average

\*Calculated using grouped means method.

Source: New Castle County Prothonotary

FISCAL YEAR 1978  
CIVIL PERFORMANCE  
ELAPSED TIMEKENT

<u>Month</u>	<u>COMPLAINTS</u>		<u>MECHANIC'S LIENS AND MORTGAGES</u>		<u>DIVORCES</u>	
	<u>No.</u>	<u>Avg. Time Between Filing and Disposition</u>	<u>No.</u>	<u>Avg. Time Between Filing and Disposition</u>	<u>No.</u>	<u>Avg. Time Between Filing and Disposition</u>
July 1977	23	316.6 days	11	125.4 days	0	-
August 1977	19	229.9	8	111.0	0	-
September 1977	29	437.3	20	172.8	0	-
October 1977	30	202.0	8	113.8	0	-
November 1977	19	164.9	6	83.0	0	-
December 1977	11	613.0	2	67.5	0	-
January 1978	14	323.2	6	288.3	0	-
February 1978	10	351.8	3	142.7	0	-
March 1978	15	276.4	5	262.6	0	-
April 1978	16	468.6	1	75.0	0	-
May 1978	21	336.4	1	276.0	0	-
June 1978	20	356.7	3	105.0	0	-
TOTALS	227	326.7 days	74	154.1 days	0	-

<u>Month</u>	<u>TERMINATIONS AND ADOPTIONS</u>		<u>APPEALS</u>		<u>MISCELLANEOUS</u>	
	<u>No.</u>	<u>Avg. Time Between Filing and Disposition</u>	<u>No.</u>	<u>Avg. Time Between Filing and Disposition</u>	<u>No.</u>	<u>Avg. Time Between Filing and Disposition</u>
July 1977	7	80.3 days	0	-	6	73.0 days
August 1977	7	109.3	0	-	0	-
September 1977	7	88.6	2	232.5 days	0	-
October 1977	2	471.5	0	-	2	35.5
November 1977	5	152.6	1	362.0	0	-
December 1977	5	181.4	1	137.0	4	32.5
January 1978	4	104.3	2	207.0	1	37.0
February 1978	2	82.0	2	764.0	0	-
March 1978	0	-	1	532.0	0	-
April 1978	5	218.6	3	340.3	2	5.5
May 1978	3	90.7	1	351.0	0	-
June 1978	12	99.8	1	11.0	1	520.0
TOTALS	59	130.6 days	14	365.8 days	16	75.4 days

No. = Number  
Avg. = Average

Source: Administrative Office of the Courts

SUPERIOR COURT

FISCAL YEAR 1978  
CIVIL PERFORMANCE  
ELAPSED TIME

SUSSEX

<u>Month</u>	<u>COMPLAINTS</u>		<u>MECHANIC'S LIENS AND MORTGAGES</u>		<u>DIVORCES</u>	
	<u>No.</u>	<u>Avg. Time Between Filing and Disposition</u>	<u>No.</u>	<u>Avg. Time Between Filing and Disposition</u>	<u>No.</u>	<u>Avg. Time Between Filing and Disposition</u>
July 1977	9	300.1 days	13	145.7 days	0	-
August 1977	17	228.0	4	116.8	0	-
September 1977	15	366.3	11	173.4	0	-
October 1977	12	456.6	9	267.8	0	-
November 1977	14	265.1	10	328.6	0	-
December 1977	5	308.8	8	78.0	0	-
January 1978	18	202.6	11	466.6	0	-
February 1978	20	418.2	6	311.7	0	-
March 1978	24	349.0	11	296.2	0	-
April 1978	19	302.9	5	244.0	0	-
May 1978	16	443.1	10	398.4	0	-
June 1978	13	249.2	5	330.2	0	-
TOTALS	182	325.7 days*	103	269.0 days*	0	-

<u>Month</u>	<u>TERMINATIONS AND ADOPTIONS</u>		<u>APPEALS</u>		<u>MISCELLANEOUS</u>	
	<u>No.</u>	<u>Avg. Time Between Filing and Disposition</u>	<u>No.</u>	<u>Avg. Time Between Filing and Disposition</u>	<u>No.</u>	<u>Avg. Time Between Filing and Disposition</u>
July 1977	0	-	0	-	1	0.0 days
August 1977	4	147.3 days	1	248.0 days	1	11.0
September 1977	13	97.1	0	-	0	-
October 1977	5	105.0	2	101.0	2	65.5
November 1977	5	216.2	2	214.5	3	381.7
December 1977	6	117.2	1	27.0	1	1.0
January 1978	1	131.0	1	338.0	1	229.0
February 1978	4	247.8	1	401.0	0	-
March 1978	4	80.0	1	386.0	2	11.5
April 1978	5	159.2	2	121.0	1	38.0
May 1978	6	79.7	2	188.5	2	104.5
June 1978	5	294.8	3	448.0	1	3.0
TOTALS	58	144.0 days*	16	250.3 days*	15	118.6 days*

No. = Number

Avg. = Average

\*Calculated using grouped means method.

Source: Sussex County Prothonotary

SUPERIOR COURT

PAGE  
=140=

FISCAL YEAR 1978  
CIVIL PERFORMANCE  
ELAPSED TIME

STATE

Month	COMPLAINETS		MECHANIC'S LIENS AND MORTGAGES		DIVORCES		TERMINATIONS AND ADOPTIONS	
	No.	Avg. Time* Between Filing and Disposition	No.	Avg. Time* Between Filing and Disposition	No.	Avg. Time Between Filing and Disposition	No.	Avg. Time* Between Filing and Disposition
July 1977	101	327.6 days	54	107.8 days	0	-	12	93.3 days
August 1977	131	307.6	34	76.2	3	729.7 days	23	102.7
September 1977	109	387.3	69	153.8	0	-	33	98.8
October 1977	126	394.2	69	259.1	0	-	16	157.8
November 1977	149	454.7	49	217.6	0	-	15	166.7
December 1977	351	807.2	78	565.3	0	-	25	253.5
January 1978	125	419.7	50	280.1	0	-	36	100.0
February 1978	102	423.5	37	195.4	0	-	15	142.1
March 1978	133	366.0	59	165.4	0	-	10	114.8
April 1978	130	447.3	32	137.8	0	-	26	209.1
May 1978	147	411.6	56	151.8	0	-	26	134.4
June 1978	123	362.1	38	163.1	0	-	52	140.0
TOTALS	1,727	477.1 days	625	226.8 days	3	729.7 days	289	142.5 days

Month	APPEALS		INVOLUNTARY COMMITMENTS		MISCELLANEOUS	
	No.	Avg. Time* Between Filing and Disposition	No.	Avg. Time Between Filing and Disposition	No.	Avg. Time* Between Filing and Disposition
July 1977	3	150.7 days	43	36.5 days	13	69.8 days
August 1977	10	283.8	52	31.3	4	56.0
September 1977	8	209.4	61	32.7	32	26.7
October 1977	18	334.1	35	45.1	24	23.5
November 1977	9	329.2	32	32.1	24	83.8
December 1977	12	141.3	52	28.0	20	342.5
January 1978	20	236.8	45	49.7	26	39.5
February 1978	13	328.5	55	25.7	18	29.8
March 1978	12	312.5	43	64.9	27	29.5
April 1978	19	229.1	39	22.4	22	54.0
May 1978	12	219.1	55	17.9	37	41.3
June 1978	16	255.3	59	37.8	17	59.6
TOTALS	152	261.7 days	571	34.7 days*	264	66.3 days

No. = Number

Avg. = Average

\*Calculated using grouped means method.

Source: Administrative Office of the Courts

SUPERIOR COURT  
 FISCAL YEAR 1978  
 CIVIL PERFORMANCE  
 ELAPSED TIME - COMPLAINTS - PART ONE

NEW CASTLE

<u>Month</u>	<u>Cases Placed for Trial</u>		<u>Cases Not Placed for Trial</u>		<u>Total Cases</u>	
	<u>Number</u>	<u>Average Elapsed Time from Filing to Disposition</u>	<u>Number</u>	<u>Average Elapsed Time from Filing to Disposition</u>	<u>Number</u>	<u>Average Elapsed Time from Filing to Disposition</u>
July 1977	24	566.6 days	45	211.3 days	69	334.9 days
August 1977	37	516.8	58	223.0	95	337.4
September 1977	19	719.2	46	225.6	65	369.9
October 1977	36	599.3	48	344.9	84	453.9
November 1977	60	598.8	56	446.2	116	525.1
December 1977	66	871.0	269	808.7	335	821.0
January 1978	55	531.6	38	396.1	93	476.2
February 1978	38	539.0	34	318.7	72	435.0
March 1978	47	585.9	47	185.8	94	384.7
April 1978	49	664.1	46	268.6	95	472.6
May 1978	46	621.8	64	277.6	110	421.4
June 1978	33	706.7	57	190.3	90	379.6
TOTALS	510	633.5 days*	808	453.5 days*	1,318	523.9 days*
Percentage of Total:	38.7%		61.3%		100.0%	

KENT - SUSSEX - STATE

<u>Month</u>	<u>Cases Placed for Trial</u>		<u>Cases Not Placed for Trial</u>		<u>Total Cases</u>	
	<u>Number</u>	<u>Average Elapsed Time from Filing to Disposition</u>	<u>Number</u>	<u>Average Elapsed Time from Filing to Disposition</u>	<u>Number</u>	<u>Average Elapsed Time from Filing To Disposition</u>
-----Not Available-----						

\*Calculated using grouped means method.

Source: New Castle County Prothonotary



SUPERIOR COURT  
 FISCAL YEAR 1978  
 CIVIL PERFORMANCE  
 ELAPSED TIME - COMPLAINTS - PART TWO

NEW CASTLE

Cases Disposed of By:

<u>Month</u>	<u>TRIAL</u>		<u>DEFAULT JUDGMENT</u>		<u>VOLUNTARY DISMISSAL</u>		<u>OTHER</u>		<u>TOTALS</u>	
	<u>No.</u>	<u>Avg. Time Between Filing and Disposition</u>	<u>No.</u>	<u>Avg. Time Between Filing and Disposition</u>	<u>No.</u>	<u>Avg. Time Between Filing and Disposition</u>	<u>No.</u>	<u>Avg. Time Between Filing and Disposition</u>	<u>No.</u>	<u>Avg. Time Between Filing and Disposition</u>
July 1977	6	649.5 days	16	92.1 days	40	350.0 days	7	534.1 days	69	334.9 days
August 1977	3	498.7	15	70.4	67	368.8	10	479.6	95	337.4
September 1977	2	1,432.0	15	130.5	39	365.1	9	553.7	65	369.9
October 1977	14	560.9	13	166.8	47	429.9	10	790.2	84	453.9
November 1977	17	773.6	17	361.4	67	507.9	15	506.1	116	525.1
December 1977	5	779.4	19	220.0	67	519.9	244	951.2	335	821.0
January 1978	11	583.4	10	169.2	59	533.1	13	363.8	93	476.2
February 1978	4	764.3	12	53.0	48	489.8	8	514.6	72	435.0
March 1978	3	657.3	14	79.2	66	409.9	11	547.8	94	384.7
April 1978	12	608.9	9	112.2	64	462.9	10	695.2	95	472.6
May 1978	10	844.8	26	66.0	68	493.7	6	437.5	110	421.4
June 1978	12	727.8	18	58.1	51	423.2	9	311.3	90	379.6
<b>TOTALS</b>	<b>99</b>	<b>697.8 days*</b>	<b>184</b>	<b>131.5 days*</b>	<b>683</b>	<b>452.1 days*</b>	<b>352</b>	<b>818.9 days*</b>	<b>1,318</b>	<b>523.9 days*</b>

No. = Number

Avg. = Average

\* Calculated using grouped means method.

Source: New Castle County Prothonotary

SUPERIOR COURT  
 FISCAL YEAR 1978  
 CIVIL PERFORMANCE  
 ELAPSED TIME - COMPLAINTS - PART TWO

KENT

Cases Disposed of By:

<u>Month</u>	<u>TRIAL</u>		<u>DEFAULT JUDGMENT</u>		<u>VOLUNTARY DISMISSAL</u>		<u>OTHER</u>		<u>TOTALS</u>	
	<u>No.</u>	<u>Avg. Time Between Filing and Disposition</u>	<u>No.</u>	<u>Avg. Time Between Filing and Disposition</u>	<u>No.</u>	<u>Avg. Time Between Filing and Disposition</u>	<u>No.</u>	<u>Avg. Time Between Filing and Disposition</u>	<u>No.</u>	<u>Avg. Time Between Filing and Disposition</u>
July 1977	0	-	1	760.0 days	14	333.4 days	8	231.8 days	23	316.6 days
August 1977	0	-	1	271.0	9	285.6	9	169.7	19	229.9
September 1977	0	-	2	313.0	20	457.0	7	416.6	29	437.3
October 1977	0	-	2	53.5	17	249.9	11	155.0	30	202.0
November 1977	1	362.0 days	1	141.0	14	181.9	3	27.7	19	164.9
December 1977	0	-	0	-	7	622.7	4	596.0	11	613.0
January 1978	1	188.0	0	-	12	319.6	1	502.0	14	323.2
February 1978	0	-	1	41.0	8	285.9	1	1,190.0	10	351.8
March 1978	0	-	0	-	13	300.9	2	117.0	15	276.4
April 1978	1	379.0	3	30.7	11	558.9	1	881.0	16	468.6
May 1978	0	-	2	66.0	15	373.3	4	333.3	21	336.4
June 1978	0	-	6	60.2	10	577.3	4	250.0	20	356.7
<b>TOTALS</b>	<b>3</b>	<b>309.7 days</b>	<b>19</b>	<b>133.2 days*</b>	<b>150</b>	<b>367.3 days*</b>	<b>55</b>	<b>283.8 days*</b>	<b>227</b>	<b>326.7 days*</b>

No. = Number

Avg. = Average

\* Calculated using grouped means method.

Source: Administrative Office of the Courts

SUPERIOR COURT  
 FISCAL YEAR 1978  
 CIVIL PERFORMANCE  
 ELAPSED TIME - COMPLAINTS - PART TWO

SUSSEX

Cases Disposed of By:

Month	<u>TRIAL</u>		<u>DEFAULT JUDGMENT</u>		<u>VOLUNTARY DISMISSAL</u>		<u>OTHER</u>		<u>TOTALS</u>	
	No.	Avg. Time Between Filing and Disposition	No.	Avg. Time Between Filing and Disposition	No.	Avg. Time Between Filing and Disposition	No.	Avg. Time Between Filing and Disposition	No.	Avg. Time Between Filing and Disposition
July 1977	0	-	4	50.3 days	5	500.0 days	0	-	9	300.1 days
August 1977	2	389.5 days	4	105.3	9	287.9	2	42.5 days	17	228.0
September 1977	0	-	3	108.7	6	282.2	6	579.2	15	366.3
October 1977	4	1,008.8	3	48.3	3	148.0	2	427.5	12	456.6
November 1977	1	670.0	4	61.5	9	310.6	0	-	14	265.1
December 1977	0	-	2	407.0	2	42.0	1	646.0	5	308.8
January 1978	3	222.0	4	128.8	6	262.0	5	178.6	18	202.6
February 1978	0	-	5	247.2	13	479.3	2	448.5	20	418.2
March 1978	1	79.0	4	76.8	11	481.6	8	336.5	24	349.0
April 1978	1	246.0	4	89.3	11	360.3	3	393.3	19	302.9
May 1978	2	546.0	4	377.5	8	488.4	2	290.5	16	443.1
June 1978	0	-	6	125.0	7	355.7	0	-	13	249.2
<b>TOTALS</b>	<b>14</b>	<b>540.5 days</b>	<b>47</b>	<b>145.3 days</b>	<b>90</b>	<b>373.0 days</b>	<b>31</b>	<b>364.9 days</b>	<b>182</b>	<b>325.7 days</b>

No. = Number  
 Avg. = Average

Source: *Sussex County Prothonotary*

SUPERIOR COURT  
 FISCAL YEAR 1978  
 CIVIL PERFORMANCE  
 ELAPSED TIME - COMPLAINTS - PART TWO

STATE

Cases Disposed of By:

Month	<u>TRIAL</u>		<u>DEFAULT JUDGMENT</u>		<u>VOLUNTARY DISMISSAL</u>		<u>OTHER</u>		<u>TOTALS</u>	
	<u>No.</u>	<u>Avg. Time Between Filing and Disposition*</u>	<u>No.</u>	<u>Avg. Time Between Filing and Disposition*</u>	<u>No.</u>	<u>Avg. Time Between Filing and Disposition*</u>	<u>No.</u>	<u>Avg. Time Between Filing and Disposition*</u>	<u>No.</u>	<u>Avg. Time Between Filing and Disposition*</u>
July 1977	6	649.5 days	21	116.0 days	59	358.8 days	15	372.9 days	101	327.6 days
August 1977	5	455.0	20	87.4	85	351.4	21	305.1	131	307.6
September 1977	2	1,432.0	20	145.5	65	385.7	22	517.0	109	387.3
October 1977	18	660.4	18	134.4	67	371.6	23	454.9	126	394.2
November 1977	19	746.5	22	296.9	90	437.5	18	426.4	149	454.7
December 1977	5	779.4	21	237.8	76	516.8	249	944.3	351	807.2
January 1978	15	484.7	14	157.6	77	478.7	19	322.3	125	419.7
February 1978	4	764.3	18	106.3	69	464.2	11	564.0	102	423.5
March 1978	4	512.8	18	78.7	90	402.9	21	426.3	133	366.0
April 1978	14	566.6	16	91.2	86	462.1	14	643.8	130	447.3
May 1978	12	795.0	32	104.9	91	473.4	12	378.3	147	411.6
June 1978	12	727.8	30	71.9	68	438.9	13	292.5	123	362.1
TOTALS	116	668.8 days	250	134.2 days	923	430.6 days	438	719.7 days	1,727	477.1 days

No. = Number

Avg. = Average

\* Calculated using grouped means method.

Source: Administrative Office of the Courts

SUPERIOR COURT  
 FISCAL YEAR 1978  
 CIVIL PERFORMANCE  
 ELAPSED TIME - MECHANIC'S LIENS AND MORTGAGES - PART ONE

NEW CASTLE

<u>Month</u>	<u>Cases Placed for Trial</u>		<u>Cases Not Placed for Trial</u>		<u>Total Cases</u>	
	<u>Number</u>	<u>Average Elapsed Time from Filing to Disposition</u>	<u>Number</u>	<u>Average Elapsed Time from Filing To Disposition</u>	<u>Number</u>	<u>Average Elapsed Time from Filing to Disposition</u>
July 1977	1	116.0 days	29	83.9 days	30	85.0 days
August 1977	0	-	22	56.2	22	56.2
September 1977	0	-	38	138.3	38	138.3
October 1977	1	292.0	51	279.7	52	279.9
November 1977	0	-	33	208.4	33	208.4
December 1977	2	1,116.0	66	622.8	68	637.3
January 1978	0	-	33	216.4	33	216.4
February 1978	4	576.0	24	109.5	28	176.1
March 1978	0	-	43	120.7	43	120.7
April 1978	1	394.0	25	108.8	26	119.8
May 1978	3	323.8	42	77.8	45	94.2
June 1978	1	336.0	29	134.4	30	141.1
TOTALS	13	511.2 days*	435	220.7 days*	448	229.1 days*
Percentage of Total:	2.9%		97.1%		100.0%	

KENT - SUSSEX - STATE

<u>Month</u>	<u>Cases Placed for Trial</u>		<u>Cases Not Placed for Trial</u>		<u>Total Cases</u>	
	<u>Number</u>	<u>Average Elapsed Time from Filing to Disposition</u>	<u>Number</u>	<u>Average Elapsed Time from Filing to Disposition</u>	<u>Number</u>	<u>Average Elapsed Time from Filing to Disposition</u>
-----Not Available-----						

\*Calculated using grouped means method.

Source: New Castle County Prothonotary

SUPERIOR COURT

FISCAL YEAR 1978  
CIVIL PERFORMANCE

ELAPSED TIME - MECHANIC'S LIENS AND MORTGAGES - PART TWO

NEW CASTLE

Cases Disposed of By:

Month	TRIAL		DEFAULT JUDGMENT		VOLUNTARY DISMISSAL		OTHER		TOTALS	
	No.	Avg. Time Between Filing and Disposition	No.	Avg. Time Between Filing and Disposition	No.	Avg. Time Between Filing and Disposition	No.	Avg. Time Between Filing and Disposition	No.	Avg. Time Between Filing and Disposition
July 1977	0	-	19	78.6 days	11	95.9 days	0	-	30	85.0 days
August 1977	0	-	17	58.4	4	26.7	1	137.0 days	22	56.2
September 1977	0	-	22	103.6	15	197.2	1	17.0	38	138.3
October 1977	1	292.0 days	29	109.9	20	513.7	2	402.0	52	279.9
November 1977	0	-	19	66.1	10	414.5	4	368.8	33	208.4
December 1977	0	-	25	96.3	6	516.3	37	1,022.4	68	637.3
January 1978	0	-	26	89.7	7	686.9	0	-	33	216.4
February 1978	1	172.0	22	117.1	5	436.4	0	-	28	176.1
March 1978	0	-	34	82.0	8	172.5	1	1,022.0	43	120.7
April 1978	1	394.0	21	106.1	4	123.3	0	-	26	119.8
May 1978	0	-	37	78.2	7	180.3	1	83.0	45	94.2
June 1978	0	-	20	107.4	9	194.3	1	336.0	30	141.1
TOTALS	3	286.0 days	291	91.3 days*	106	316.2 days*	48	868.8 days*	448	229.1 days*

No. = Number

Avg. = Average

\* Calculated using grouped means method.

Source: New Castle County Prothonotary

SUPERIOR COURT

FISCAL YEAR 1978  
CIVIL PERFORMANCE

ELAPSED TIME - MECHANIC'S LIENS AND MORTGAGES - PART TWO

KENT

Cases Disposed of By:

Month	TRIAL		DEFAULT JUDGMENT		VOLUNTARY DISMISSAL		OTHER		TOTALS	
	No.	Avg. Time Between Filing and Disposition	No.	Avg. Time Between Filing and Disposition	No.	Avg. Time Between Filing and Disposition	No.	Avg. Time Between Filing and Disposition	No.	Avg. Time Between Filing and Disposition
July 1977	0	-	8	163.4 days	1	31.0 days	2	20.5 days	11	125.4 days
August 1977	0	-	6	126.5	1	108.0	1	19.0	8	111.0
September 1977	0	-	16	188.3	2	50.5	2	171.0	20	172.8
October 1977	0	-	7	53.9	1	533.0	0	-	8	113.8
November 1977	0	-	5	69.0	1	153.0	0	-	6	83.0
December 1977	0	-	2	67.5	0	-	0	-	2	67.5
January 1978	0	-	1	50.0	4	410.8	1	37.0	6	288.3
February 1978	0	-	3	142.7	0	-	0	-	3	142.7
March 1978	0	-	4	39.8	1	1,154.0	0	-	5	262.6
April 1978	0	-	1	75.0	0	-	0	-	1	75.0
May 1978	0	-	0	-	1	276.0	0	-	1	276.0
June 1978	0	-	1	32.0	1	241.0	1	42.0	3	105.0
TOTALS	0	-	54	123.7 days	13	326.2 days	7	68.7 days	74	154.1 days

No. = Number  
Avg. = Average

Source: Administrative Office of the Courts

SUPERIOR COURT  
 FISCAL YEAR 1978  
 CIVIL PERFORMANCE  
 ELAPSED TIME - MECHANIC'S LIENS AND MORTGAGES - PART TWO

SUSSEX

Cases Disposed of By:

<u>Month</u>	<u>TRIAL</u>		<u>DEFAULT JUDGMENT</u>		<u>VOLUNTARY DISMISSAL</u>		<u>OTHER</u>		<u>TOTALS</u>	
	<u>No.</u>	<u>Avg. Time Between Filing and Disposition</u>	<u>No.</u>	<u>Avg. Time Between Filing and Disposition</u>	<u>No.</u>	<u>Avg. Time Between Filing and Disposition</u>	<u>No.</u>	<u>Avg. Time Between Filing and Disposition</u>	<u>No.</u>	<u>Avg. Time Between Filing and Disposition</u>
July 1977	0	-	9	53.0 days	3	464.3 days	1	24.0 days	13	145.7 days
August 1977	0	-	0	-	1	12.0	3	151.7	4	116.8
September 1977	0	-	4	58.5	3	88.0	4	352.3	11	173.4
October 1977	0	-	6	60.5	0	-	3	682.3	9	267.8
November 1977	0	-	7	65.0	3	943.7	0	-	10	328.6
December 1977	0	-	7	79.3	1	68.0	0	-	8	78.0
January 1978	0	-	9	435.0	2	608.5	0	-	11	466.6
February 1978	0	-	4	185.8	1	953.0	1	174.0	6	311.7
March 1978	0	-	3	63.0	1	16.0	7	436.1	11	296.2
April 1978	1	88.0 days	2	177.0	1	421.0	1	357.0	5	244.0
May 1978	0	-	2	141.5	6	497.5	2	358.0	10	398.4
June 1978	1	493.0	3	35.3	1	1,052.0	0	-	5	330.2
<b>TOTALS</b>	<b>2</b>	<b>290.5 days</b>	<b>56</b>	<b>137.0 days*</b>	<b>23</b>	<b>487.5 days*</b>	<b>22</b>	<b>374.3 days*</b>	<b>103</b>	<b>269.0 days*</b>

No. = Number

Avg. = Average

\*Calculated using grouped means method.

Source: Sussex County Prothonotary



SUPERIOR COURT  
 FISCAL YEAR 1978  
 CIVIL PERFORMANCE  
 ELAPSED TIME - MECHANIC'S LIENS AND MORTGAGES - PART TWO

STATE

Cases Disposed of By:

<u>Month</u>	<u>TRIAL</u>		<u>DEFAULT JUDGMENT</u>		<u>VOLUNTARY DISMISSAL</u>		<u>OTHER</u>		<u>TOTALS</u>	
	<u>No.</u>	<u>Avg. Time Between Filing and Disposition</u>	<u>No.</u>	<u>Avg. Time Between Filing and Disposition</u>	<u>No.</u>	<u>Avg. Time Between Filing and Disposition</u>	<u>No.</u>	<u>Avg. Time Between Filing and Disposition</u>	<u>No.</u>	<u>Avg. Time Between Filing and Disposition</u>
July 1977	0	-	36	91.0 days	15	165.3 days	3	21.7 days	54	107.8 days
August 1977	0	-	23	76.2	6	37.8	5	122.2	34	76.2
September 1977	0	-	42	131.6	20	166.2	7	252.6	69	153.8
October 1977	1	292.0 days	42	93.5	21	514.6	5	570.2	69	259.1
November 1977	0	-	31	66.3	14	509.2	4	368.8	49	217.6
December 1977	0	-	34	91.1	7	452.3	37	1,022.4	78	565.3
January 1978	0	-	36	174.9	13	589.8	1	37.0	50	280.1
February 1978	1	172.0	29	129.2	6	522.5	1	174.0	37	195.4
March 1978	0	-	41	76.5	10	255.0	8	509.4	59	165.4
April 1978	2	241.0	24	110.7	5	182.8	1	357.0	32	137.8
May 1978	0	-	39	81.4	14	323.1	3	266.3	56	151.8
June 1978	1	493.0	24	95.3	11	276.5	2	189.0	38	163.1
<b>TOTALS</b>	<b>5</b>	<b>287.8 days</b>	<b>401</b>	<b>102.1 days</b>	<b>142</b>	<b>344.8 days</b>	<b>77</b>	<b>654.8 days</b>	<b>625</b>	<b>226.8 days</b>

No. = Number

Avg. = Average

\*Calculated using grouped means method.

Source: Administrative Office of the Courts

SUPERIOR COURT  
FISCAL YEAR 1978  
CIVIL JUDGE TIME UTILIZATION

NEW CASTLE

<u>Month</u>	<u>Judge Days Assigned</u>	<u>Judge Days Used</u>	<u>% of Assigned Time Used</u>
July 1977	26d 5h 0m	22d 0h 0m	82.0%
August 1977	27d 3h 0m	16d 4h 10m	60.7%
September 1977	42d 5h 0m	32d 3h 5m	75.9%
October 1977	44d 4h 0m	39d 5h 25m	89.3%
November 1977	49d 3h 0m	42d 0h 20m	85.0%
December 1977	32d 4h 0m	27d 4h 15m	84.8%
January 1978	47d 3h 0m	38d 0h 25m	80.1%
February 1978	20d 4h 0m	15d 4h 40m	76.3%
March 1978	44d 4h 0m	39d 5h 0m	89.2%
April 1978	30d 4h 0m	26d 0h 0m	84.8%
May 1978	29d 4h 0m	26d 2h 35m	89.1%
June 1978	43d 5h 0m	38d 5h 45m	88.9%
TOTALS	441d 0h 0m	365d 5h 40m	83.0%

d = Days  
h = Hours  
m = Minutes

KENT - SUSSEX - STATE

<u>Month</u>	<u>Judge Days Assigned</u>	<u>Judge Days Used</u>	<u>% of Assigned Time Used</u>
----- Not Available -----			

Source: New Castle County Prothonotary

SUMMARY OF SUPERIOR COURT BUDGET

Budget Code: 02-03-000

BUDGET CATEGORY	FISCAL YEAR 1977 ACTUAL DISBURSEMENT	FISCAL YEAR 1978 ACTUAL DISBURSEMENT	FISCAL YEAR 1979 BUDGET	FISCAL YEAR 1980 REQUEST
Salaries: 1) Judicial	\$ 429,500.00	\$ 428,500.00	\$ 429,500.00	\$ 429,500.00
2) Employees	984,249.24	1,044,800.00	1,209,000.00	1,310,600.00
Employment Costs	4,059.00	600.00	256,000.00	287,600.00
Personal Services: 1) Other	262.10	100.00	0.00	0.00
2) Court Appointed Counsel	8,246.75	52,200.00	95,000.00	95,000.00
3) Medical Witness	1,600.00	2,000.00	5,000.00	5,000.00
Travel	14,395.95	10,800.00	14,900.00	18,600.00
Contractual Services	64,854.61	69,600.00	73,100.00	88,800.00
Supplies and Materials	16,702.94	17,800.00	18,500.00	22,400.00
Capital Outlay	14,036.89	7,600.00	22,300.00	108,900.00
GRAND TOTAL	\$1,537,907.48	\$1,634,000.00	\$2,123,300.00	\$2,366,400.00

Note: Figures include federal funds and other funds (if any) as well as State general funds.

**Law  
Libraries**

LAW LIBRARIES

There are three Law Libraries located in the State of Delaware, staffed and maintained by state funds and each presided over by a Law Librarian. The libraries are named after the counties in which they are situated.

The primary function of the Law Libraries is to provide a legal information center for the Judiciary, Public Defender's Office, legal representatives of counties and municipalities, city solicitors, and members of the Delaware Bar. They are also the official depositories for state laws, administrative regulations, and court rules. The libraries are made available to registered law students to assist them in preparation for state bar examinations and in their legal education. All three libraries are designated as official depository libraries by the U.S. Government Printing Office. As state-supported agencies, the libraries are available to the general public during normal working hours. Aid and assistance is rendered to persons wishing to make use of the facilities.

The New Castle County Law Library, located in the Public Building, Wilmington, Delaware, is the busiest of the three libraries. It houses in excess of 20,000 books and there is presently seated working space for 26 persons at one time. The facility is maintained and administered by one full-time Law Librarian and one part-time assistant. The Kent County Law Library, due to its location, is designated as the State Library. It houses the largest legal library maintained by the state and is staffed by one full-time librarian and one part-time assistant. The Sussex County Law Library is staffed by one Law Librarian and houses over 13,000 volumes.

All three libraries are currently in need of space for expansion due to the growing number of volumes. In addition, the Kent and Sussex libraries have recently experienced physical problems - leaking roofs in Kent and structural difficulties in Sussex.

The Law Librarians are responsible for administrative library work as well as maintaining the bookkeeping records required by the State. These duties and responsibilities include but are not limited to the following: insertion of pocket parts, maintenance of loose leaf service, bookkeeping for the agency's accounts, preparing invoices for library expenditures, filing and indexing reported and unreported opinions from the several courts, obtaining and filing copies of rules and regulations promulgated by the governmental agencies, maintaining of books and their monetary values, obtaining and filing statutes from the legislative council and other states, handling requests from various persons for information contained in the library, handling special requests for research work from the judges, planning and recommending development and improvement of services, writing reports, and performing other duties associated with library work.

LAW LIBRARIES

PERSONNEL

NEW CASTLE COUNTY

Law Librarian  
Harriet Yucht

Assistant Librarian  
Richard Giacco

KENT COUNTY

Law Librarian  
Carol N. Russell

Assistant Librarian  
Ruthanne Wright

SUSSEX COUNTY

Law Librarian  
Mary F. Tylecki

ADDRESSES

New Castle County Law Library  
Public Building  
1020 King Street  
Wilmington, DE 19801  
(571-2437)

Kent County Law Library  
Kent County Courthouse  
38 The Green  
Dover, DE 19901  
(678-5467)

Sussex County Law Library  
Sussex County Courthouse  
The Circle  
Georgetown, DE 19947  
(856-5483)

SUMMARY OF LAW LIBRARIES BUDGETS

Budget Codes: 02-09-000; 02-10-000; 02-11-000

BUDGET CATEGORY	FISCAL YEAR 1977 ACTUAL DISBURSEMENT	FISCAL YEAR 1978 ACTUAL DISBURSEMENT	FISCAL YEAR 1979 BUDGET	FISCAL YEAR 1980 REQUEST
Salaries	\$ 37,101.17	\$ 39,400.00	\$ 42,100.00	\$ 46,800.00
Employment Costs	0.00	0.00	8,300.00	9,500.00
Travel	0.00	0.00	0.00	1,500.00
Personal Services	0.00	0.00	0.00	0.00
Contractual Services	2,701.02	3,200.00	6,500.00	7,500.00
Supplies and Materials	608.08	700.00	1,200.00	3,400.00
Capital Outlay	66,295.55	75,200.00	65,300.00	161,600.00
GRAND TOTAL	\$106,705.82	\$118,500.00	\$123,400.00	\$230,300.00

Note: Figures include federal funds and other funds (if any) as well as State general funds.

**Family  
Court**



FAMILY COURT

Legal Authorization

The Family Court Act, Title 10, Chapter 9, Delaware Code, authorizes the Family Court.

Geographic Organization

The Family Court is a unified statewide Court with branches in New Castle County at Wilmington, Kent County at Dover, and Sussex County at Georgetown.

Legal Jurisdiction

The Family Court has broad civil and criminal jurisdiction over domestic relations matters and over juveniles (persons under 18 years of age) who are dependent, neglected, or delinquent.

Domestic relations jurisdiction includes divorces and annulments, property settlements, separate maintenance of spouses, custody and visitation of children, non-support of dependents, and actions involving family discord.

Matters heard in the interest of a child include neglect, abuse, abandonment, and contribution to the delinquency of a minor, and juvenile delinquency.

The Family Court does not have jurisdiction over adults charged with felonies nor juveniles charged with first degree murder, rape, and kidnapping.

Appeals are made, usually on the record, to Superior Court, except divorce and support cases, which are appealed on the record to the Supreme Court.

Judges

Number: There are 12 judges of equal judicial authority; one is appointed Chief Judge with administrative responsibility for the Court, and the remaining 11 are Associate Judges.

Appointment: The Governor appoints Family Court judges with the consent of the Senate.

Tenure: The judges are appointed for 12-year terms.

Qualifications: Judges must have been duly admitted to the practice of law before the Supreme Court of Delaware at least five years prior to appointment and must have a knowledge of the law and interest in and understanding of family and child problems. They shall not practice law during their tenure and may be reappointed.

### Other Judicial Personnel

The Chief Judge appoints and commissions suitable persons, who must have resided in the State for at least five years prior to appointment, to act as masters in the Court. Masters may hear any matter properly before them, and their decisions become judgments of the Court unless disapproved by a judge. Parties may request a review de novo by a judge, by petitioning in writing within 15 days of the master's decision.

### Support Personnel

The Family Court employs a staff of approximately 219 persons in addition to the judiciary. As of October 31, 1978, 198 of these were state-funded and 21 federally-funded. The staff includes clerks of court, judicial secretaries, counselors, accounting personnel, clerks, clerk-typists, bailiffs, and process servers.

### Caseload Trend

The Family Court's caseload has maintained a steady rise. Not only has the caseload increased in volume but it has also increased in complexity due to the divorce jurisdiction added in November, 1975 and the Mandatory Sentencing Law declared constitutional in December, 1977.

In the three years between 1975 and 1978, the workload of Family Court increased by a total of 20.3%. The projected increase from 1978 through 1983 ranges from 15.9% to 23.7%.

During FY 1978, arraignments, Arbitration, and the Criminal and Delinquency (C&D) Calendar resulted in more efficient case processing and a better use of judicial, prosecutorial, and defense counsel resources. In the present fiscal year (1979), the work force has been expanded by approximately 8 positions and the judiciary increased to 12.

FAMILY COURT

JUDICIARY

Chief Judge

Hon. Robert D. Thompson (10/25/86)  
Grace Davis, Secretary  
(571-2205)

New Castle County

Associate Judges

Hon. Elwood F. Melson, Jr. (2/1/77)  
Anne Botto, Secretary  
(571-2251)

Hon. Roxanna C. Arsht (7/28/83)  
Shelley Schwanker, Secretary  
(571-2257)

Hon. Robert W. Wakefield (3/16/84)  
Janie Bebber, Secretary  
(571-2254)

Hon. Hiram W. Warder (4/24/87)  
China Tassone, Secretary  
(571-2417)

Hon. James J. Horgan (9/29/88)  
Sharon Cooper, Secretary  
(571-2229)

Hon. Jay Paul James (6/30/90)  
Bernadette DiFrancesco, Secretary  
(571-2226)

Hon. Karl J. Parrish (10/30/90)  
Paula McWhorter, Secretary  
(571-2232)

Vacant  
Vacant, Secretary

Kent County

Associate Judges

Hon. David P. Buckson (4/24/87)  
Ruth Potter, Secretary  
(678-4565)

Hon. Roger D. Kelsey (7/28/87)  
Karen Price, Secretary  
(678-4513)

Sussex County

Associate Judge

Hon. William Swain Lee (7/1/89)  
Mary Lu McCabe, Secretary  
(856-5417)

Note: Family Court Judges may sit in any of the three court locations. Judges are listed above according to their county of residence.

FAMILY COURT

SUPPORT PERSONNEL

Executive Assistants

James Murray  
(856-5301)  
Michael K. Newell  
(571-2305)

Administrative Assistants

Polly Bowen  
(571-2206)  
Odessa Thomas  
(571-2211)

Forms Manager

Vacant

ADMINISTRATION - STATE OFFICE

Director of Treatment Services

Ernest W. Goldsborough

Clinical Psychologist

Vacant

Management Analysts

Ralph C. Turner  
(571-2214)  
Jerry Bilton  
(571-2313)

Statistician

Ocie Lindh  
(571-2319)

Planning and Staff Training Officers

Emmett Partin  
(571-2215)

Helen Bass

Personnel Officer

Robert Jackson  
(571-2296)

Law Clerk

Susan Paikin

Clerk Typist

Susan Fromme

Building Maintenance Mechanic

Harrison Wilkerson

MASTERS

Chief Master

D. Thomas Reardon  
Edith White, Secretary  
(571-2327)

Masters

William S. McDonough  
Ellen McGaughan, Secretary  
(571-2593)  
David J. Haley  
Margaret Creswell, Secretary  
(571-2303)  
Frederic H. Kenny  
(571-2897)  
Nathan Rosbrow  
Rosemary C. Betts\*  
James H. Hughes

\*Also Arbitration Hearing Officer

**CONTINUED**

**3 OF 4**

FAMILY COURT

SUPPORT PERSONNEL (CONTINUED)

COURT OPERATIONS

Director

William E. Davies

Vacant, Secretary  
(571-2209)

NEW CASTLE COUNTY

Deputy Directors

Edmund Pierce

Chief Clerks

William J. Boeck

J. Gellens, Secretary

Clerks of Court

Della Dunning

Amanda Powell

Terese Donovan

Deputy Clerks

E. O'Neal

J. Taggart

A. Dorris

D. Ward

M. Dougherty

P. Clymer

Clerks

S. McCarthy

Georgia McCluney

Helen Marshall

Helen Dryden

Lorraine Brunk

M. McDade (Federally Funded)

C. Lloyd (Federally Funded)

M. Civatarese (Federally Funded)

B. Best (Federally Funded)

M. Jackson (Federally Funded)

S. Lefferts (Federally Funded)

T. Carozzo (Federally Funded)

KENT COUNTY

James F. Truitt

Richard Speed

Wanda Haldeman

Linda Lesser

Doris Thompson

Statistical Clerk

A. Stark (Federally Funded)

SUSSEX COUNTY

Robert F. Stuart

Rachel Ann Spicer

Charlotte Kirsch

Bonnie Short

D. Cordrey

FAMILY COURT

SUPPORT PERSONNEL (CONTINUED)

COURT OPERATIONS (CONTINUED)

NEW CASTLE COUNTY

KENT COUNTY

SUSSEX COUNTY

Counselor  
Sharon Reges

Legal Assistant  
D. West

Receptionists  
Mary J. Kidd  
L. T'Toole

Legal Stenographers  
P. Sobocinski  
E. Barkovic  
C. Strannahan  
D. Faries

Clerk Stenographers  
S. Smith  
A. Cafini  
Vacant

Clerk Typists  
K. Gamble  
A. Bergeron  
M. Kidd  
C. Grinnell  
D. Whye  
J. Dunn  
C. Klein  
D. Johnson  
B. Deptula  
M. Craik  
P. Marshall  
M. Fedele  
J. Nichols  
M. DiMartino

T. Lavacca (Federally Funded)

Barbara Depuy  
Shirley Wilson

Carol Paisley

Deborah Webb  
A. Vornholt  
D. Myrks  
D. Davis

Jan McDowell

L. Smith  
S. Downs

B. Wise  
C. Bader (Federally Funded)

D. Mowbray  
A. Messick (Federally Funded)  
J. Maddox (Federally Funded)

FAMILY COURT

SUPPORT PERSONNEL (CONTINUED)

COURT OPERATIONS (CONTINUED)

NEW CASTLE COUNTY

KENT COUNTY

SUSSEX COUNTY

Clerk Typists (Continued)

D. Hemphill  
M. DeMatteis  
K. Schwanker  
A. Hackett  
D. Roberts  
Vacant

Process Servers

R. Jackson  
Vacant  
K. Panella (Federally Funded)  
Vacant

W. Palmer (Federally Funded)

W. Walls (Federally Funded)

Arbitration Hearing Officers

Fraucine Gritz

R. Betts (Federally Funded)

Bailiffs

P. Dominick  
R. Jones  
R. Johnson  
F. Ginnocchio  
P. Pennell  
P. Seitenbecher  
E. Eggleston  
M. Mahlman (Federally Funded)  
S. DiSabatino  
I. Colon (Federally Funded)  
Vacant

R. Depuy  
W. Kuhns

G. Lynch  
J. Gorecki

Juvenile Group Leaders

C. Wynn  
L. Collins



FAMILY COURT

SUPPORT PERSONNEL (CONTINUED)

FISCAL SERVICES

Director  
William B. Breighner

NEW CASTLE COUNTY

KENT COUNTY

SUSSEX COUNTY

Accountants

G. Dow  
Vacant, Assistant

Account Clerks

O. Neal  
D. DiStefano  
V. Foertch  
D. Shirk  
B. Rago

M. Millman

E. Baker

Clerk Typists

C. Mawyer  
V. Casey

Clerk

D. Capanelli (Federally Funded)

COUNSELING SERVICES

NEW CASTLE COUNTY

KENT COUNTY

SUSSEX COUNTY

Manager, Treatment Services

R. Johnson

Counselor Supervisors

Joyce King  
Ana DePaul

Manager, Judicial Operations

Mary Lawson

FAMILY COURT

SUPPORT PERSONNEL (CONTINUED)

COUNSELING SERVICES (CONTINUED)

NEW CASTLE COUNTY

KENT COUNTY

SUSSEX COUNTY

Counselors

H. Daniels (Federally Funded)  
B. Lieberman  
P. Salzenberg  
H. Pringle  
T. Brandau  
E. Fahey (Federally Funded)  
M. Coon (Federally Funded)  
B. Benjamin  
M. DeCoster  
J. Fehnel  
E. Johnson  
K. Phillips  
O. Pough  
J. Stanley  
W. Fromme  
J. Nuttal  
M. Sanborn  
K. Ryser  
M. Clemmons  
J. Salacki  
S. Hebbel  
M. Geary (Federally Funded)  
B. Mills (Federally Funded)  
D. Witmyer (Federally Funded)  
C. Foster (Federally Funded)

R. Wall  
D. Speed  
L. Mayan  
S. Payne  
M. Guy (Federally Funded)

J. Howard  
R. Quillen  
M. Webb  
L. Tajen  
A. Maloney  
H. Murray

Social Service Administrators

R. Betts  
Vacant

C. Truitt  
Daniel P. Myers

Manager, Diversion Operations  
Francis Jornlin

FAMILY COURT

SUPPORT PERSONNEL (CONTINUED)

COUNSELING SERVICES (CONTINUED)

NEW CASTLE COUNTY

KENT COUNTY

SUSSEX COUNTY

Human Services Workers

E. Tate  
P. Ryan  
M. Cathcart

K. Bundek

M. Hudson

Clerk Typists

M. Jau  
J. Slagowski  
T. Wiggins  
C. Merena  
M. Wright  
C. Parker

G. Rogers

Probation Officers

K. Smith  
K. O'Neal  
Vacant  
P. O'Neill  
M. Wurster  
M. Eubanks

D. Flanagan

Support Officers

E. Wexler  
E. Jackson

J. Sylvester

K. Folk

Clerk Stenographer

M. Haldeman

ADDRESSES

The Family Court  
P.O. Box 2359  
600 North Market Street  
Wilmington, DE 19899  
(571-2200)

The Family Court  
P.O. Box 310  
Arden Building  
11 North Street  
Dover, DE 19901  
(678-4501)

The Family Court  
P.O. Box 609  
Family Court Building  
The Circle  
Georgetown, DE 19947  
(856-7702)

FAMILY COURT

FISCAL YEAR 1978

TOTAL FILLINGS

	<u>Adult Criminal</u>		<u>Juvenile Delinquency</u>		<u>Divorces and Annulments</u>		<u>Other Civil</u>		<u>TOTALS</u>	
New Castle	1,583	9.3%	6,925	40.7%	2,280	13.4%	6,219	36.6%	17,007	100.0%
Kent	220	5.3%	1,304	31.5%	678	16.3%	1,944	46.9%	4,146	100.0%
Sussex	231	5.3%	1,266	29.0%	515	11.8%	2,356	53.9%	4,368	100.0%
State	<u>2,034</u>	<u>8.0%</u>	<u>9,495</u>	<u>27.2%</u>	<u>3,473</u>	<u>13.6%</u>	<u>10,519</u>	<u>41.2%</u>	<u>25,521</u>	<u>100.0%</u>

JUVENILE DELINQUENCY FILINGS

	<u>Felony</u>		<u>Misdemeanor</u>		<u>Traffic</u>		<u>Status</u>		<u>TOTALS</u>	
New Castle	1,335	19.3%	3,418	49.4%	590	8.5%	1,582	22.8%	6,925	100.0%
Kent	215	16.5%	685	52.5%	118	9.1%	286	21.9%	1,304	100.0%
Sussex	192	15.2%	698	55.1%	85	6.7%	291	23.0%	1,266	100.0%
State	<u>1,742</u>	<u>18.3%</u>	<u>4,801</u>	<u>50.6%</u>	<u>793</u>	<u>8.4%</u>	<u>2,159</u>	<u>22.7%</u>	<u>9,495</u>	<u>100.0%</u>

OTHER CIVIL FILINGS

	<u>New Support</u>		<u>Arrearages and Modifications</u>		<u>Custody/ Visitation</u>		<u>Visitation</u>		<u>Imperiling</u>		<u>Ancillary Matters</u>		<u>Other Civil</u>		<u>TOTALS</u>	
New Castle	1,858	29.9%	1,521	24.4%	995	16.0%	283	4.6%	532	8.6%	505	8.1%	525	8.4%	6,219	100.0%
Kent	698	35.9%	398	20.5%	605	31.1%	80	4.1%	17	0.9%	105	5.4%	41	2.1%	1,944	100.0%
Sussex	795	33.7%	708	30.1%	610	25.9%	93	3.9%	4	0.2%	87	3.7%	59	2.5%	2,356	100.0%
State	<u>3,351</u>	<u>31.9%</u>	<u>2,627</u>	<u>25.0%</u>	<u>2,210</u>	<u>21.0%</u>	<u>456</u>	<u>4.3%</u>	<u>553</u>	<u>5.3%</u>	<u>676</u>	<u>6.6%</u>	<u>625</u>	<u>5.9%</u>	<u>10,519</u>	<u>100.0%</u>

Source: Family Court and Administrative Office of the Courts

FAMILY COURT  
FISCAL YEAR 1978  
TOTAL DISPOSITIONS

	<u>Adult Criminal</u>	<u>Juvenile Delinquency</u>	<u>Divorces and Annulments</u>	<u>Other Civil</u>	<u>TOTALS</u>
New Castle	N.A.	N.A.	2,056	N.A.	N.A.
Kent	N.A.	N.A.	644	N.A.	N.A.
Sussex	<u>N.A.</u>	<u>N.A.</u>	<u>593</u>	<u>N.A.</u>	<u>N.A.</u>
State	<u>N.A.</u>	<u>N.A.</u>	<u>3,293</u>	<u>N.A.</u>	<u>N.A.</u>

DIVORCES AND ANNULMENTS DISPOSITIONS

	<u>Granted</u>		<u>Dismissed</u>		<u>Other</u>		<u>TOTALS</u>	
New Castle	2,048	99.6%	2	0.1%	6	0.3%	2,056	100.0%
Kent	606	94.1%	25	3.9%	13	2.0%	644	100.0%
Sussex	504	85.0%	89	15.0%	0	0.0%	593	100.0%
State	<u>3,158</u>	<u>95.9%</u>	<u>116</u>	<u>3.5%</u>	<u>19</u>	<u>0.6%</u>	<u>3,293</u>	<u>100.0%</u>

Source: Family Court and Administrative Office of the Courts

## FAMILY COURT

FISCAL YEAR 1978  
WORKLOAD - TOTAL PETITIONS AND INFORMATIONS

<u>NEW CASTLE</u>	<u>Pending 6-30-77</u>	<u>Filings</u>	<u>Dispositions</u>	<u>Pending 6-30-78</u>	<u>Change In Pending</u>
Adult Criminal	N.A.	1,583	N.A.	155	N.A.
Juvenile Delinquency	N.A.	6,925	N.A.	802	N.A.
Divorces and Annulments	462	2,291	2,056	697	+235
Other Civil	N.A.	6,219	N.A.	896	N.A.
TOTALS	N.A.	17,018	N.A.	2,550	N.A.

<u>KENT</u>	<u>Pending 6-30-77</u>	<u>Filings</u>	<u>Dispositions</u>	<u>Pending 6-30-78</u>	<u>Change In Pending</u>
Adult Criminal	N.A.	220	N.A.	48	N.A.
Juvenile Delinquency	N.A.	1,304	N.A.	219	N.A.
Divorces and Annulments	173	679	644	208	+35
Other Civil	N.A.	1,944	N.A.	363	N.A.
TOTALS	N.A.	4,147	N.A.	838	N.A.

<u>SUSSEX</u>	<u>Pending 6-30-77</u>	<u>Filings</u>	<u>Dispositions</u>	<u>Pending 6-30-78</u>	<u>Change In Pending</u>
Adult Criminal	N.A.	231	N.A.	17	N.A.
Juvenile Delinquency	N.A.	1,266	N.A.	86	N.A.
Divorces and Annulments	172	515	593	94	-78
Other Civil	N.A.	2,356	N.A.	337	N.A.
TOTALS	N.A.	4,368	N.A.	534	N.A.

<u>STATE</u>	<u>Pending 6-30-77</u>	<u>Filings</u>	<u>Dispositions</u>	<u>Pending 6-30-78</u>	<u>Change In Pending</u>
Adult Criminal	N.A.	2,034	N.A.	220	N.A.
Juvenile Delinquency	N.A.	9,495	N.A.	1,107	N.A.
Divorces and Annulments	807	3,485	3,293	999	+192
Other Civil	N.A.	10,519	N.A.	1,596	N.A.
TOTALS	N.A.	25,533	N.A.	3,922	N.A.

N.A. = Not Available

Source: Family Court and Administrative Office of the Courts

## FAMILY COURT

COMPARISON - FISCAL YEARS 1977-1978  
TOTAL PETITIONS AND INFORMATIONS

<u>FILINGS</u>	<u>1977</u>	<u>1978</u>	<u>Change</u>	<u>% Change</u>
New Castle	17,159	17,018	- 141	- 0.8%
Kent	3,741	4,147	+ 406	+10.9%
Sussex	3,613	4,368	+ 755	+20.9%
State	<u>24,513</u>	<u>25,533</u>	<u>+1,020</u>	<u>+ 4.2%</u>

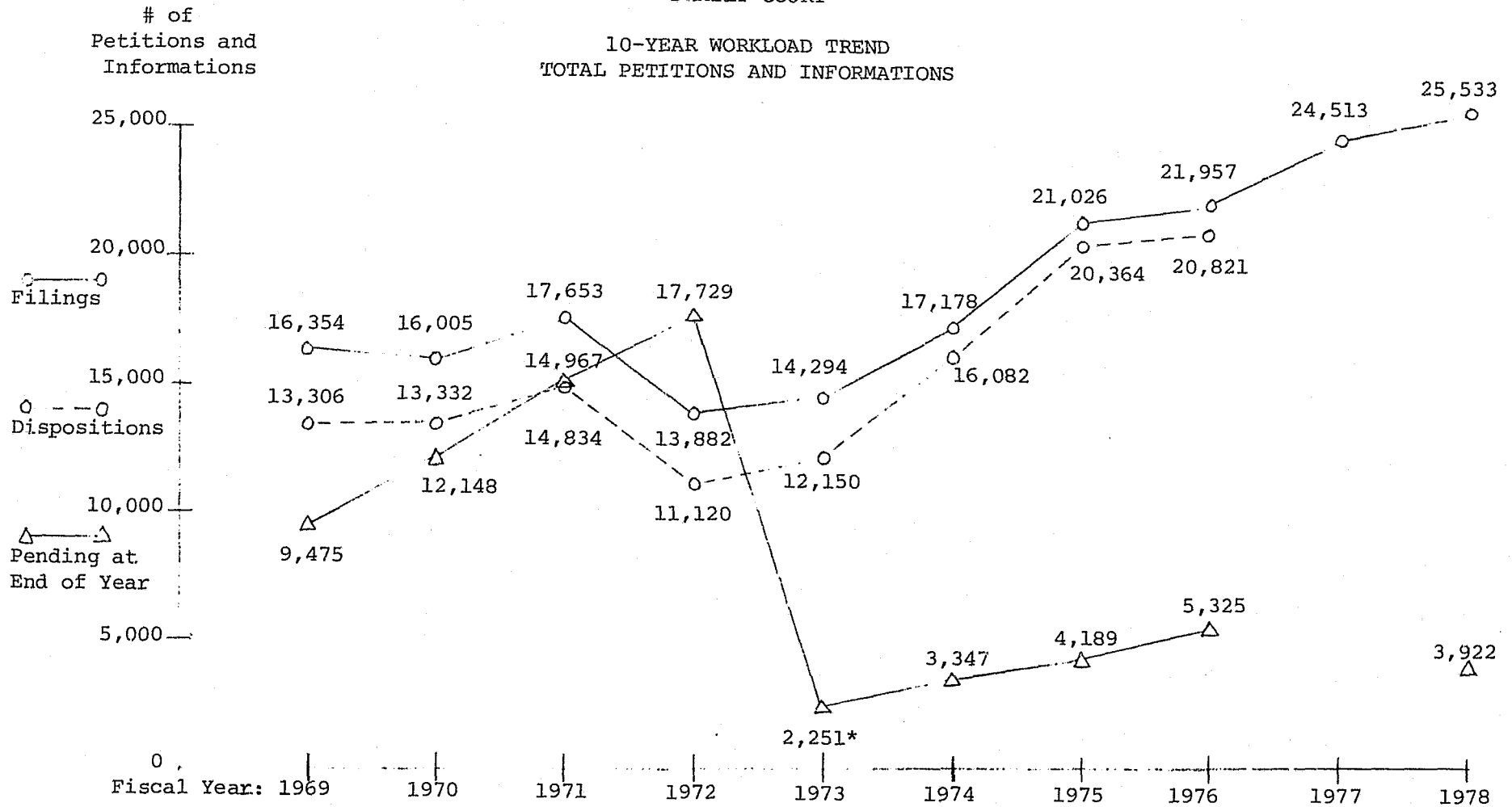
<u>DISPOSITIONS</u>	<u>1977</u>	<u>1978</u>	<u>Change</u>	<u>% Change</u>
New Castle	N.A.	N.A.	N.A.	N.A.
Kent	N.A.	N.A.	N.A.	N.A.
Sussex	N.A.	N.A.	N.A.	N.A.
State	<u>N.A.</u>	<u>N.A.</u>	<u>N.A.</u>	<u>N.A.</u>

<u>PENDING AT END OF YEAR</u>	<u>1977</u>	<u>1978</u>	<u>Change</u>	<u>% Change</u>
New Castle	N.A.	2,550	N.A.	N.A.
Kent	N.A.	838	N.A.	N.A.
Sussex	N.A.	534	N.A.	N.A.
State	<u>N.A.</u>	<u>3,922</u>	<u>N.A.</u>	<u>N.A.</u>

N.A. = Not Available

Source: Administrative Office of the Courts

FAMILY COURT  
10-YEAR WORKLOAD TREND  
TOTAL PETITIONS AND INFORMATIONS



Note: Dispositions not available for FY's 1977 and 1978. Pending at End of Year not available for FY 1977.

\*Definition of pending changed; 17,662 cases removed.

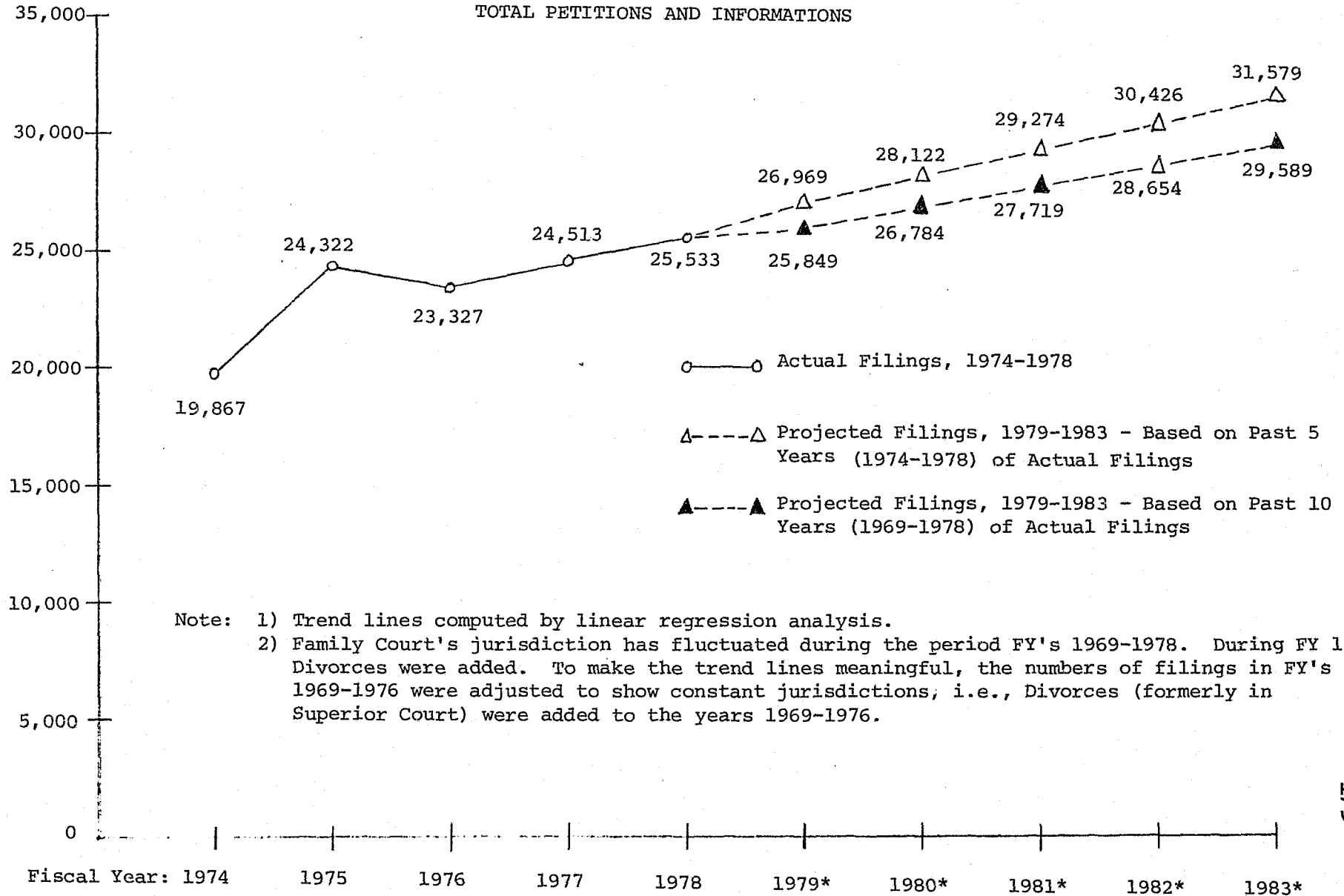
Source: Administrative Office of the Courts



# of Petitions  
and Informations

FAMILY COURT

5-YEAR WORKLOAD PROJECTIONS  
TOTAL PETITIONS AND INFORMATIONS



Note: 1) Trend lines computed by linear regression analysis.  
 2) Family Court's jurisdiction has fluctuated during the period FY's 1969-1978. During FY 1976, Divorces were added. To make the trend lines meaningful, the numbers of filings in FY's 1969-1976 were adjusted to show constant jurisdictions; i.e., Divorces (formerly in Superior Court) were added to the years 1969-1976.

\*Projected

Source: Administrative Office of the Courts

SUMMARY OF FAMILY COURT BUDGET

Budget Code: 02-08-000

BUDGET CATEGORY	FISCAL YEAR 1977 ACTUAL DISBURSEMENT	FISCAL YEAR 1978 ACTUAL DISBURSEMENT	FISCAL YEAR 1979 BUDGET	FISCAL YEAR 1980 REQUEST
Salaries: 1)Judicial	\$ 395,989.00	\$ 417,200.00	\$ 418,500.00	\$ 459,000.00
2)Employees	1,856,360.00	2,089,500.00	2,282,300.00	2,620,400.00
Employment Costs	27,561.00	32,300.00	486,200.00	576,600.00
Personal Services	41,048.00	37,200.00	84,300.00	103,200.00
Travel	13,503.00	15,000.00	22,000.00	26,400.00
Contractual Services	143,304.00	145,700.00	194,200.00	261,400.00
Supplies and Materials	33,313.00	39,000.00	42,400.00	69,100.00
Capital Outlay	22,285.00	37,100.00	26,000.00	97,700.00
Debt Service: 1)Principal	12,000.00	12,000.00	12,000.00	12,000.00
2)Interest	8,616.00	8,000.00	7,400.00	6,800.00
GRAND TOTAL	\$2,555,979.00	\$2,833,000.00	\$3,575,300.00	\$4,232,600.00

Note: Figures include federal funds and other funds (if any) as well as State general funds.  
 (Exception: federal funds from LEAA not included in FY 1980.)

**Court  
of  
Common  
Pleas**

COURT OF COMMON PLEAS

Legal Authorization

The statewide Court of Common Pleas was created by 10 Delaware Code, Chapters 13, 15, and 16, effective July 5, 1973.

Geographic Organization

The Court of Common Pleas sits in each of the three counties at the respective county seats.

Legal Jurisdiction

The Court of Common Pleas has statewide jurisdiction which includes concurrent jurisdiction with Superior Court in civil actions where the amount involved, exclusive of interest, does not exceed \$5,000 on the complaint. There is no limitation in amount on counterclaim. All civil cases are tried without a jury.

The Court has criminal jurisdiction over all misdemeanors occurring in the State of Delaware except drug-related cases (other than possession of marijuana), and those occurring within the corporate limits of the City of Wilmington. It also is responsible for all preliminary hearings. Jury trial is available to all defendants but in New Castle County jury trials are referred to Superior Court for disposition.

Judges

There are five Judges of the Court of Common Pleas, one Chief Judge and four Resident Judges. The Judges are appointed by the Governor with the consent of the Senate for 12 year terms and must have been actively engaged in the general practice of law in the State of Delaware for at least five years. No more than a majority of one judge may be from the same political party.

Support Personnel

Personnel are appointed by the Chief Judge of the Court of Common Pleas, and consist of a Court Administrator (Chief Clerk), one Chief Deputy Clerk for each county, and such other employees as are necessary, including Bailiffs, Court Reporters, Secretaries, Clerks, Presentence Officers, etc.

Caseload Trend

The number of civil and criminal cases filed in the Court of Common Pleas continues to rise as it has year after year. It is interesting to note that the civil case filings in Kent County have

risen by 41% and in Sussex County by 37.8%, while in New Castle County there has been a drop of 20.4%. This is the first time there has been a decrease in the number of civil case filings in this Court in New Castle County. The Court does not feel, however, that this is an indication of a trend. It should be noted that in Fiscal Year 1977, Sussex County experienced a drop of 42.3%, yet in Fiscal Year 1978, Sussex County experienced an increase of 37.8%. The Court is still convinced that the case filings will continue to increase.

It is interesting to note the new experience of this Court in dealing with preliminary hearings. Approximately 2,200 preliminary hearings have been disposed of within the first six months without disturbing the Court's other calendars or incurring any additional expense.

It was anticipated that the Court's space limitation problem would be solved by this time, however, the matter has now been complicated by the inability of the State and City to resolve the availability of the City end of the Public Building for court expansion.

COURT OF COMMON PLEAS

JUDICIARY

Chief Judge

Hon. Robert H. Wahl

Beulah O. Goldsborough, Secretary

(571-2410)

New Castle County Resident Judges

Hon. Arthur F. DiSabatino

Margaret Renai, Secretary

(571-2410)

Hon. William C. Bradley, Jr.

Peggy Papili, Secretary

(571-2410)

Kent County Resident Judge

Hon. Merrill C. Trader

Mary Elyn Massey, Secretary

(678-4617)

Sussex County Resident Judge

Hon. Paul E. Ellis

Katherine Truitt, Secretary

(856-5333)

COURT OF COMMON PLEAS

SUPPORT PERSONNEL

Court Administrator  
Carole B. Kirshner  
Martha Embleton, Secretary  
(571-2804)

NEW CASTLE COUNTY

Chief Deputy Clerks  
Gerry B. McGinnes  
(571-2430)

Deputy Clerks  
Angeline M. Pineault

Assistant Clerks  
Maryanne Hairsine  
Phyllis Feingold

Account Supervisor  
Patricia Aiello

Collections Officer  
Louis Slutsky

Court Reporters  
Carol Schatzman  
Cheryl Snyder  
Jacalyn Anstey  
Marie Fontello, Typist Transcriber  
(571-2863)

Presentence Officers  
John Jaremchuk, Jr.  
Carolyn Short  
Renee Coddington  
Diane Korolog, Secretary  
(571-2807)

KENT COUNTY

Ruth Biddle  
(478-4618)

Theresa Chippie

Anna Benton

Sheila Dougherty

SUSSEX COUNTY

Doris Wilkins  
(856-5333)

Jean Henry

Raymond Kenny  
Vera Elliott, Typist Transcriber

Alcohol Coordinating Counselor  
Dallas Fleetwood

COURT OF COMMON PLEAS

SUPPORT PERSONNEL (CONTINUED)

NEW CASTLE COUNTY

KENT COUNTY

SUSSEX COUNTY

Clerk Typists

Kay Drozdowski  
Ellen S. Reed  
Nancy Bader  
Anita Hansen  
Elizabeth Jonkiert  
Zelda Butler  
Karen Gallagher

Bailiffs

Richard Hurst  
Robert McGee, III  
Timothy Donovan, Jr.  
Andrew Robinson  
William Arterbridge

David Reid  
Mary McFaul

Donald Beebe

ADDRESSES

Court of Common Pleas  
Courthouse  
1020 King Street  
Wilmington, DE 19801

Court of Common Pleas  
Kent County Courthouse  
38 The Green  
Dover, DE 19901

Court of Common Pleas  
Sussex County Courthouse  
The Circle  
Georgetown, DE 19947



## COURT OF COMMON PLEAS

FISCAL YEAR 1978  
CRIMINAL CASES\*FILINGS

	<u>Original Filings**</u>		<u>Optional Transfers#</u>		<u>Mandatory Transfers¶</u>		<u>TOTALS</u>	
New Castle	83	1.8%	3,795	83.6%	659	14.5%	4,537	100.0%
Kent	77	9.0%	623	72.7%	157	18.3%	857	100.0%
Sussex	11	1.0%	942	82.6%	187	16.4%	1,140	100.0%
State	<u>171</u>	<u>2.6%</u>	<u>5,360</u>	<u>82.0%</u>	<u>1,003</u>	<u>15.4%</u>	<u>6,534</u>	<u>100.0%</u>

DISPOSITIONS

	<u>Jury</u>		<u>Non-Jury</u>		<u>TOTALS</u>	
New Castle	0	0.0%	4,418	100.0%	4,418	100.0%
Kent	62	7.4%	777	92.6%	839	100.0%
Sussex	19	1.7%	1,118	98.3%	1,137	100.0%
State	<u>81</u>	<u>1.3%</u>	<u>6,313</u>	<u>98.7%</u>	<u>6,394</u>	<u>100.0%</u>

PENDING AT END OF YEAR

	<u>Capiases</u>		<u>Triable</u>		<u>TOTALS</u>	
New Castle	615	76.1%	193	23.9%	808	100.0%
Kent	14	15.1%	79	84.9%	93	100.0%
Sussex	18	7.9%	211	92.1%	229	100.0%
State	<u>647</u>	<u>57.3%</u>	<u>483</u>	<u>42.7%</u>	<u>1,130</u>	<u>100.0%</u>

CHANGES IN PENDING

	<u>Capiases</u>	<u>Triable</u>	<u>TOTALS</u>
New Castle	+192	-73	+119
Kent	+ 11	+ 7	+ 18
Sussex	- 2	+ 5	+ 3
State	<u>+201</u>	<u>-61</u>	<u>+140</u>

\*The unit of count for criminal cases is the charge. For example, a defendant brought before the court on 3 charges would be counted as 3 cases.

\*\*Matters filed initially in the Court of Common Pleas.

#Cases originally filed in Justice of the Peace Courts which were transferred to the Court of Common Pleas at the option of the defendant.

¶Matters originally filed with Justices of the Peace which by statute must be transferred to the Court of Common Pleas.

## COURT OF COMMON PLEAS

FISCAL YEAR 1978  
CRIMINAL CASES\*

	<u>Pending 6-30-77</u>	<u>Filings</u>	<u>Dispositions</u>	<u>Pending 6-30-78</u>	<u>Change In Pending</u>
New Castle	689	4,537	4,418	808	+119
Kent	75	857	839	93	+ 18
Sussex	<u>226</u>	<u>1,140</u>	<u>1,137</u>	<u>229</u>	<u>+ 3</u>
State	990	6,534	6,394	1,130	+140

COMPARISON - FISCAL YEARS 1977-1978  
CRIMINAL CASES\*FILINGS

	<u>1977</u>	<u>1978</u>	<u>Change</u>	<u>% Change</u>
New Castle	4,493	4,537	+ 44	+ 1.0%
Kent	775	857	+ 82	+10.6%
Sussex	<u>1,057</u>	<u>1,140</u>	<u>+ 83</u>	<u>+ 7.9%</u>
State	6,325	6,534	+209	+ 3.3%

DISPOSITIONS

	<u>1977</u>	<u>1978</u>	<u>Change</u>	<u>% Change</u>
New Castle	4,652	4,418	-234	- 5.0%
Kent	708	839	+131	+18.5%
Sussex	<u>919</u>	<u>1,137</u>	<u>+218</u>	<u>+23.7%</u>
State	6,279	6,394	+115	+ 1.8%

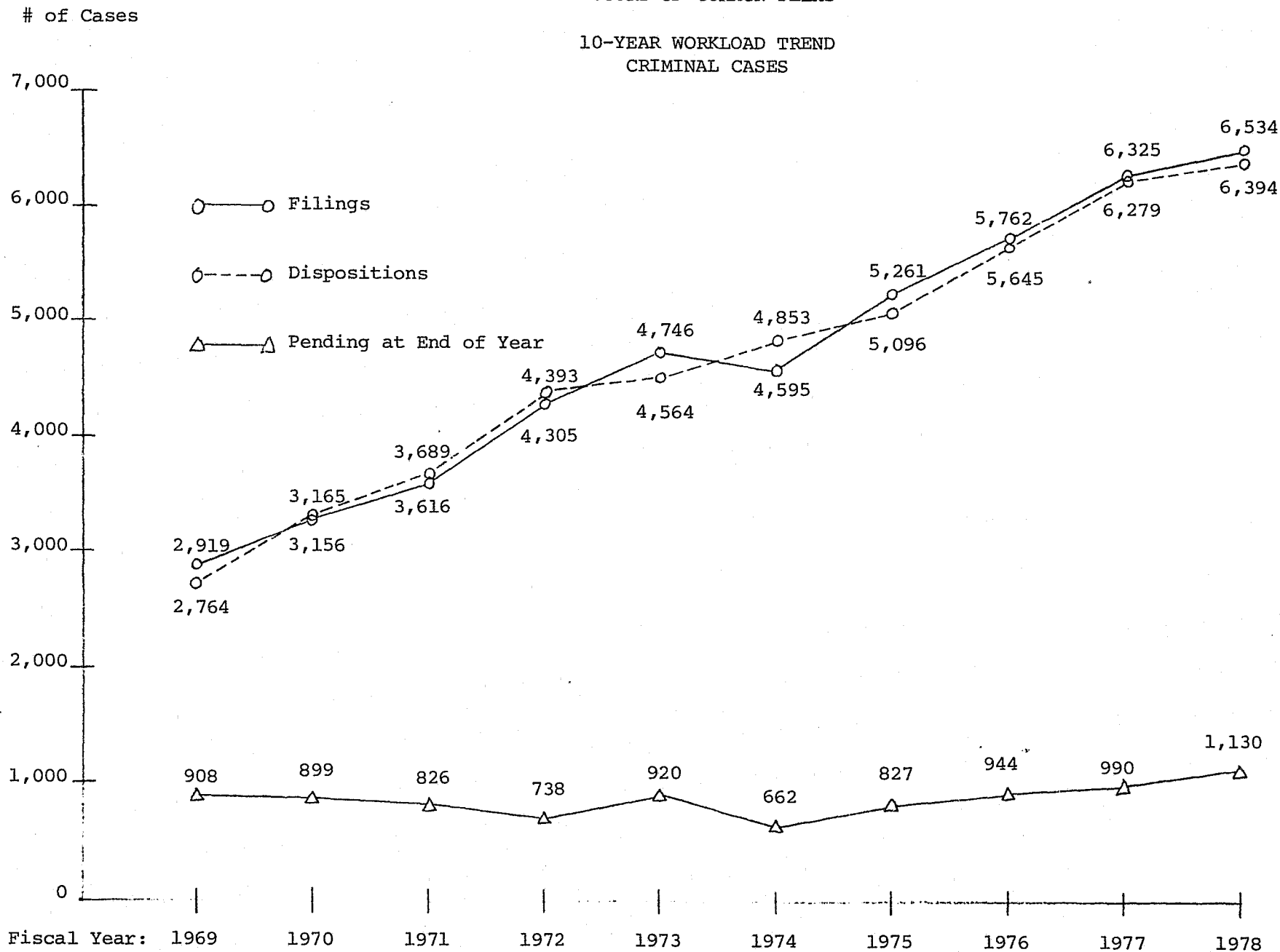
PENDING AT END OF YEAR

	<u>1977</u>	<u>1978</u>	<u>Change</u>	<u>% Change</u>
New Castle	689	808	+119	+17.3%
Kent	75	93	+ 18	+24.0%
Sussex	<u>226</u>	<u>229</u>	<u>+ 3</u>	<u>+ 1.3%</u>
State	990	1,130	+140	+14.1%

\*The unit of count for criminal cases is the charge. For example, a defendant brought before the court on 3 charges would be counted as 3 cases.

COURT OF COMMON PLEAS

10-YEAR WORKLOAD TREND  
CRIMINAL CASES

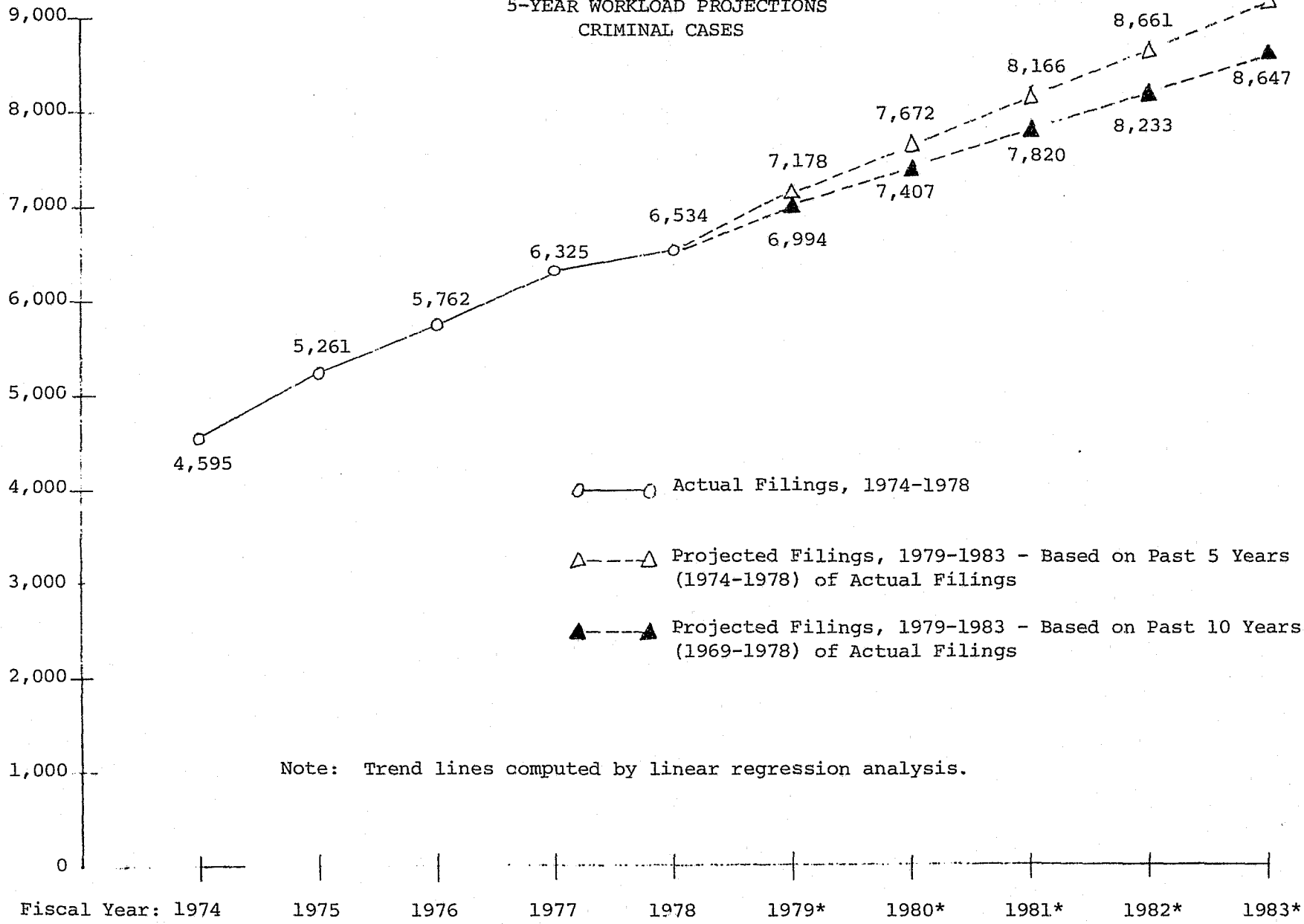


Source: Administrative Office of the Courts.

# of Cases

COURT OF COMMON PLEAS

5-YEAR WORKLOAD PROJECTIONS  
CRIMINAL CASES



○—○ Actual Filings, 1974-1978  
△---△ Projected Filings, 1979-1983 - Based on Past 5 Years (1974-1978) of Actual Filings  
▲---▲ Projected Filings, 1979-1983 - Based on Past 10 Years (1969-1978) of Actual Filings

Note: Trend lines computed by linear regression analysis.

\* Projected  
Source: Administrative Office of the Courts.

COURT OF COMMON PLEAS

FISCAL YEAR 1978  
CIVIL CASES

FILINGS

	<u>Complaints*</u>		<u>Miscellaneous**</u>		<u>TOTALS</u>	
New Castle	2,182	96.0%	91	4.0%#	2,273	100.0%
Kent	316	98.8%	4	1.3%	320	100.0%
Sussex	400	87.7%	56	12.3%	456	100.0%
State	<u>2,898</u>	<u>95.0%</u>	<u>151</u>	<u>5.0%</u>	<u>3,049</u>	<u>100.0%</u>

DISPOSITIONS

	<u>By Court</u>		<u>By Counsel</u>		<u>TOTALS</u>	
New Castle	640	26.3%#	1,793	73.7%	2,433	100.0%
Kent	38	13.7%	240	86.3%	278	100.0%
Sussex	112	26.0%	319	74.0%	431	100.0%
State	<u>790</u>	<u>25.1%</u>	<u>2,352</u>	<u>74.9%</u>	<u>3,142</u>	<u>100.0%</u>

\*The Complaints category includes Complaints for Damages (including those involving automobiles), Replevins, Foreign Attachments, and Domestic Attachments.

\*\*The Miscellaneous category includes Civil Judgments and Petitions for Name Change.

#Includes Petitions for Name Change from January 1 through June 30, 1978 only.

COURT OF COMMON PLEAS

FISCAL YEAR 1978  
CIVIL CASES

	<u>Pending 6-30-77</u>	<u>Filings</u>	<u>Dispositions</u>	<u>Pending 6-30-78</u>	<u>Change In Pending</u>
New Castle	1,430	2,273	2,433	1,270	-160
Kent	88	320	278	130	+ 42
Sussex	161	456	431	186	+ 25
State	<u>1,679</u>	<u>3,049</u>	<u>3,142</u>	<u>1,586</u>	<u>- 93</u>

COMPARISON - FISCAL YEARS 1977-1978  
CIVIL CASES

FILINGS

	<u>1977</u>	<u>1978</u>	<u>Change</u>	<u>% Change</u>
New Castle	2,854	2,273	-581	-20.4%
Kent	227	320	+ 93	+41.0%
Sussex	331	456	+125	+37.8%
State	<u>3,412</u>	<u>3,049</u>	<u>-363</u>	<u>-10.6%</u>

DISPOSITIONS

	<u>1977</u>	<u>1978</u>	<u>Change</u>	<u>% Change</u>
New Castle	3,338	2,433	-905	-27.1%
Kent	199	278	+ 79	+39.7%
Sussex	362	431	+ 69	+19.1%
State	<u>3,899</u>	<u>3,142</u>	<u>-757</u>	<u>-19.4%</u>

PENDING AT END OF YEAR

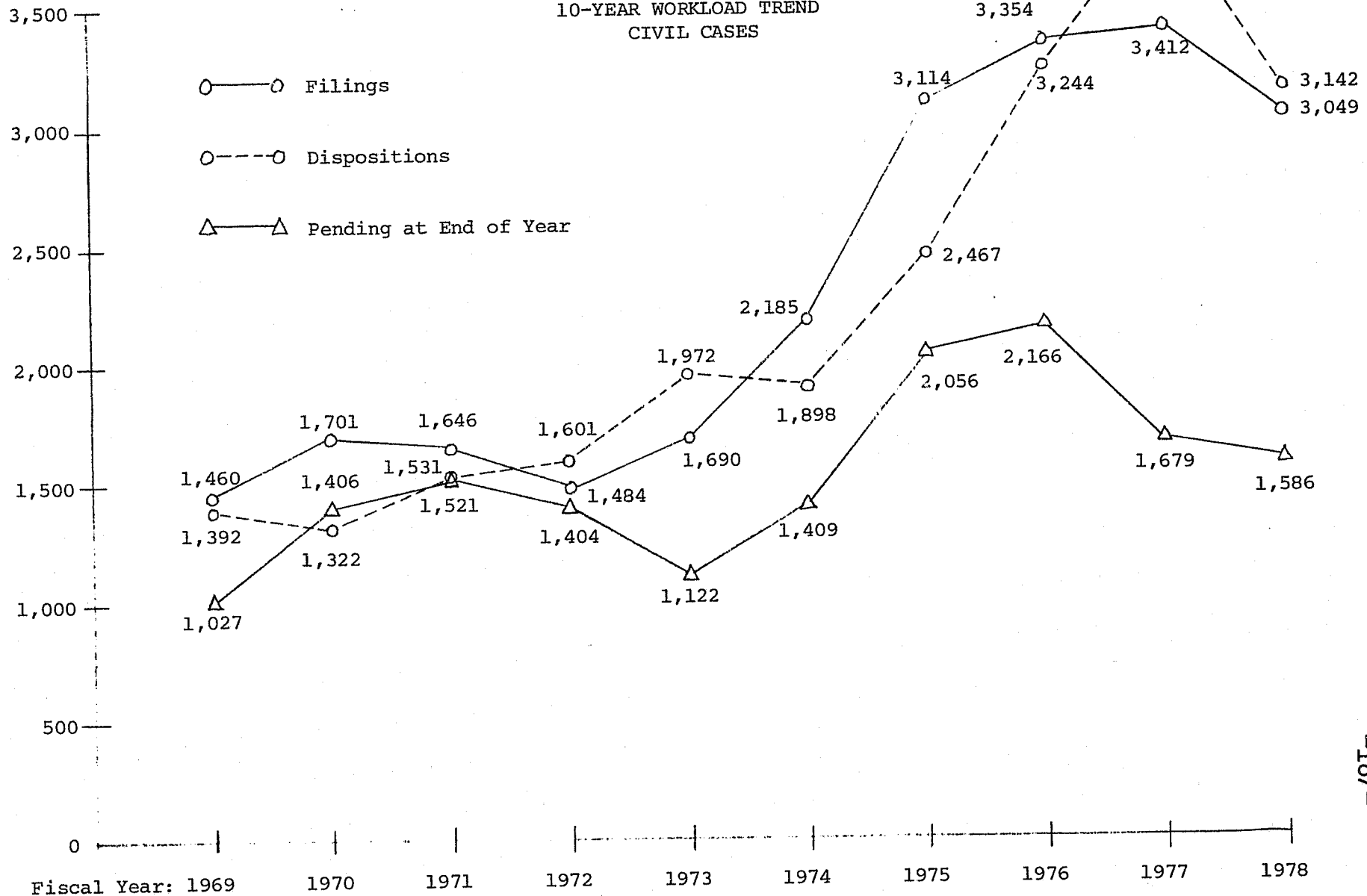
	<u>1977</u>	<u>1978</u>	<u>Change</u>	<u>% Change</u>
New Castle	1,430	1,270	-160	-11.2%
Kent	88	130	+ 42	+47.7%
Sussex	161	186	+ 25	+15.5%
State	<u>1,679</u>	<u>1,586</u>	<u>- 93</u>	<u>- 5.5%</u>

Source: Administrative Office of the Courts.

# of Cases

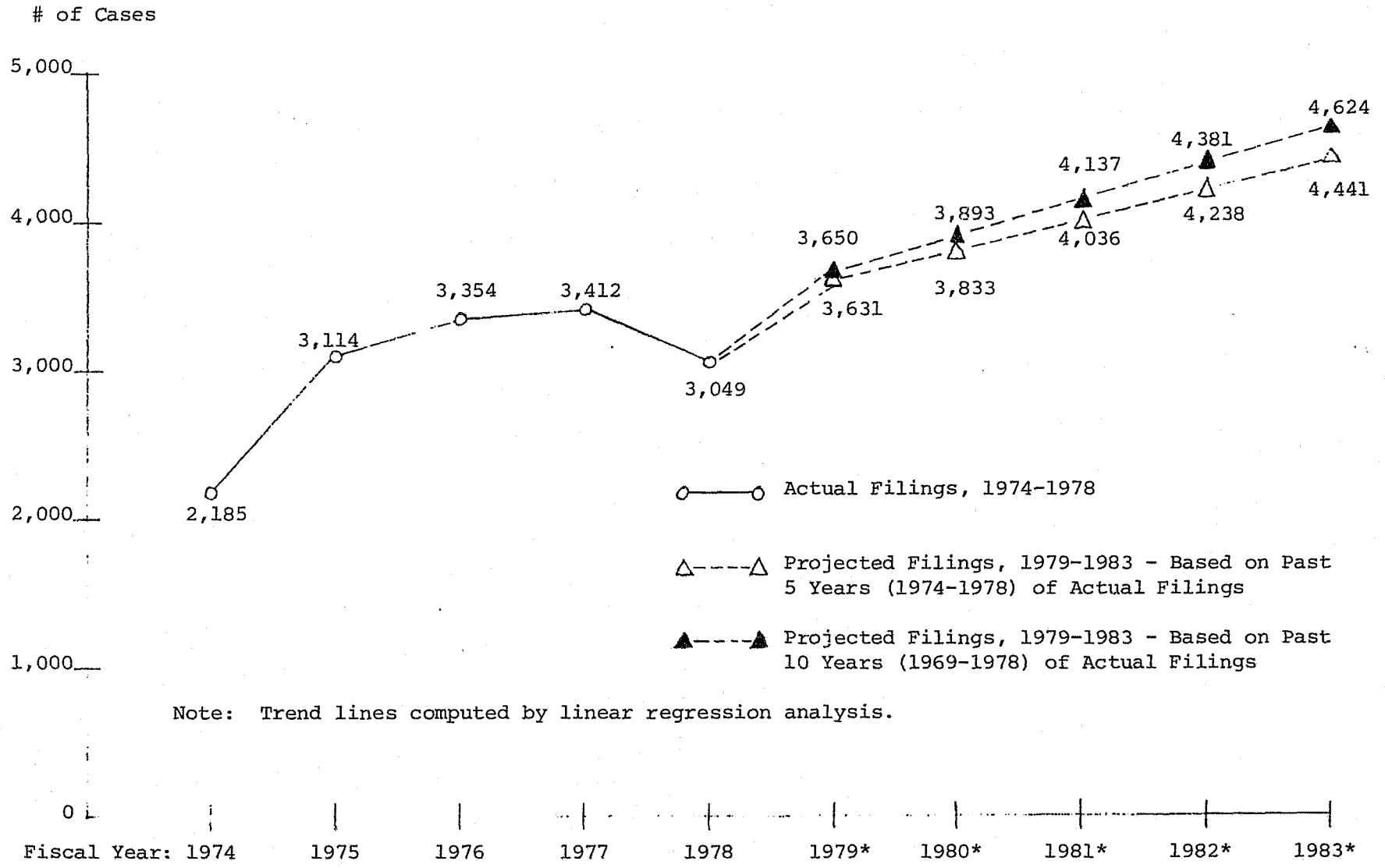
COURT OF COMMON PLEAS

10-YEAR WORKLOAD TREND  
CIVIL CASES



Source: Administrative Office of the Courts.

COURT OF COMMON PLEAS  
 5-YEAR WORKLOAD PROJECTIONS  
 CIVIL CASES



\* Projected

Source: Administrative Statistics of the Court



COURT OF COMMON PLEAS

FISCAL YEAR 1978  
PRESENTENCE OFFICE  
WORKLOAD

	<u>Pending 6-30-77</u>	<u>Defendants Referred</u>	<u>Investigations Completed</u>	<u>Pending 6-30-78</u>	<u>Change In Pending</u>
New Castle	17	259	260	16	-1
Kent*	0	21	16	5	+5
Sussex*	4	23	23	4	0
State	<u>21</u>	<u>303</u>	<u>299</u>	<u>25</u>	<u>+4</u>

\*Presentence investigations for the Court of Common Pleas in Kent and Sussex Counties are done by the Superior Court Presentence Office.

Source: Court Administrator, Court of Common Pleas.

COURT OF COMMON PLEAS

FISCAL YEAR 1978  
PRESENTENCE OFFICE  
PERFORMANCE

NEW CASTLE

<u>Month</u>	<u># of Defendants Sentenced After Presentence Investigations</u>	<u>Average Time From Date Ordered to Date Written</u>	<u>Average Time From Date Written to Date Typed</u>	<u>Average Time From Date Ordered to Date Typed</u>	<u>Average Time From Date Typed to Date Sentenced</u>	<u>Average Time From Date Ordered to Date Sentenced</u>
July 1977	23	29.1 days	0.5 days	29.6 days	3.5 days	33.1 days
August 1977	17	34.4	0.5	34.9	5.8	40.7
September 1977	12	29.4	0.6	30.0	6.1	36.1
October 1977	36	25.7	0.6	26.3	4.7	31.0
November 1977	22	30.7	0.6	31.3	4.7	36.0
December 1977	18	30.9	0.5	31.4	3.9	35.3
January 1978	15	37.3	0.6	37.9	3.1	41.0
February 1978	24	28.2	0.5	28.7	4.4	33.1
March 1978	20	28.3	0.7	29.0	3.6	32.6
April 1978	33	32.2	0.6	32.8	4.3	37.1
May 1978	31	39.8	0.6	40.4	2.9	43.3
June 1978	<u>19</u>	<u>29.2</u>	<u>0.7</u>	<u>29.9</u>	<u>3.7</u>	<u>33.6</u>
TOTALS	270	31.2 days	0.6 days	31.8 days	4.2 days	35.9 days

KENT - SUSSEX - STATE

<u>Month</u>	<u># of Defendants Sentenced After Presentence Investigations</u>	<u>Average Time From Date Ordered to Date Written</u>	<u>Average Time From Date Written to Date Typed</u>	<u>Average Time From Date Ordered to Date Typed</u>	<u>Average Time From Date Typed to Date Sentenced</u>	<u>Average Time From Date Ordered to Date Sentenced</u>
--------------	---	---	---	---	---	---

-----Not Available-----

SUMMARY OF COURT OF COMMON PLEAS BUDGET

Budget Code: 02-06-000

BUDGET CATEGORY	FISCAL YEAR 1977 ACTUAL DISBURSEMENT	FISCAL YEAR 1978 ACTUAL DISBURSEMENT	FISCAL YEAR 1979 BUDGET	FISCAL YEAR 1980 REQUEST
Salaries: 1)Judicial	\$173,083.00	\$190,500.00	\$190,500.00	\$190,500.00
2)Employees	397,210.85	458,400.00	542,300.00	577,900.00
Employment Costs	0.00	400.00	122,500.00	132,300.00
Personal Services	9,710.70	3,700.00	18,000.00	20,300.00
Travel	2,974.54	4,000.00	3,300.00	9,500.00
Contractual Services	32,554.39	36,800.00	33,900.00	38,600.00
Supplies and Materials	8,467.69	9,900.00	8,100.00	10,100.00
Capital Outlay	9,982.03	11,600.00	7,200.00	20,100.00
<b>GRAND TOTAL</b>	<b>\$633,983.20</b>	<b>\$715,300.00</b>	<b>\$925,800.00</b>	<b>\$999,300.00</b>

Note: Figures include federal funds and other funds (if any) as well as State general funds.

**Municipal  
Court**

MUNICIPAL COURTLegal Authorization

The Municipal Court of the City of Wilmington is authorized by 10 Delaware Code, Section 1701.

Geographic Organization

The Court has jurisdiction within the geographic boundaries of Wilmington.

Legal Jurisdiction

Municipal Court has criminal jurisdiction over traffic, misdemeanor, and municipal ordinances concurrent with the Justices of the Peace and the Court of Common Pleas. The Court conducts preliminary hearings for both felonies and drug-related misdemeanors. Jury trials are not available. The court has a Violations Division which processes all moving and parking citations.

Judges

Number - There are 3 Judges of the Municipal Court of Wilmington.

Appointment - The Judges are appointed by the Governor, with the approval by the Senate.

Tenure - Judges are appointed for 12 year terms.

Qualifications - The Judges must be licensed to practice law in the State of Delaware for 5 years preceding appointment.

Support Personnel

The Chief Judge of the Municipal Court appoints a Chief Clerk who may in turn appoint Deputies.

Caseload Trend

The Municipal Court criminal caseload approached 9,000 cases in FY 1978. This workload has kept the personnel of the Court working at maximum capacity to meet the demands of a constant flow of cases. Two public defenders, four court commissioners, several prosecutors, and the three judges have barely kept pace with this workload. A near-record of 9,044 dispositions during the year permitted the Court to meet the stringent demands of processing misdemeanors and Superior Court Rule 5 committing magistrate requirements.

The activity of the court personnel is only partially reflected in these statistics. The court commissioners - working 24 hours of every day - in fact process far more than the final criminal case statistic. The commissioners process an average of 100 Family Court complaints monthly as well as rejecting a substantial number of cases for lacking probable cause. The increasing demand in time required by judges, commissioners, and staff may require increasing the number of each to handle these new demands.

Municipal Court was also faced with a 46.9% increase in the number of traffic offenses during FY 1978. 16,238 cases - an all-time high and nearly 5,200 more than the previous year - were filed during FY 1978. As a result of the vast influx of new cases, the number of pending charges increased by over two-thirds to 1,632 by the year's end.

MUNICIPAL COURT  
Public Building  
1000 King Street  
Wilmington, DE 19801  
(571-4530)

JUDICIARY

Chief Judge  
Hon. Alfred R. Fraczkowski (9/11/81)  
Karen A. Jones, Executive Secretary  
(571-4550)

Associate Judge  
Hon. Carl G. Goldstein (7/1/82)  
Joyce Vietri, Secretary  
(571-4551)

Associate Judge  
Hon. Leonard L. Williams (6/4/78)  
(571-4551)

MUNICIPAL COURT

SUPPORT PERSONNEL

Court Commissioners

Charles R. Lee, Chief

(571-4534)

T. Roger Barton

(571-4540)

Richard O. Douglas

(571-4541)

Furio Casale

(571-4530)

Elizabeth A. Keller, Secretary

Case Coordinator

Kathy Waksmonski (Federally Funded)

Law Clerk

Robert M. Nadeau

Process Server

Anita Wollison

Bailiffs

David Dempsey

Gerald Nolan

Cornelius Morris

Ismael Pizarro

Criminal Clerical Staff

Debra Flowers

Dartha Poteat

Josephine Smulski

Robin Henderson

Marybeth Devine

Patricia M. O'Connor

Traffic Violation Staff

Shirley Cohen, Supervisor

Carolyn Sylvester

Ann Collins

Carol Senghaas



MUNICIPAL COURT  
FISCAL YEAR 1978  
WORKLOAD\*FILINGS

<u>Month</u>	<u>Criminal</u>	<u>Traffic</u>	<u>Total</u>
July 1977	738	1,254	1,992
August 1977	808	1,281	2,089
September 1977	899	1,436	2,335
October 1977	775	1,353	2,128
November 1977	689	602	1,291
December 1977	649	862	1,511
January 1978	653	1,331	1,984
February 1978	608	1,005	1,613
March 1978	703	1,633	2,336
April 1978	690	1,613	2,303
May 1978	956	2,020	2,976
June 1978	<u>725</u>	<u>1,848</u>	<u>2,573</u>
TOTALS	8,893	16,238	25,131
Percentage of Total:	35.4%	64.6%	100.0%

DISPOSITIONS

<u>Month</u>	<u>Criminal</u>	<u>Traffic</u>	<u>Total</u>
July 1977	754	865	1,619
August 1977	902	1,424	2,326
September 1977	815	1,273	2,088
October 1977	852	1,380	2,232
November 1977	733	1,104	1,837
December 1977	704	654	1,358
January 1978	640	1,026	1,666
February 1978	641	907	1,548
March 1978	643	1,318	1,961
April 1978	658	1,447	2,105
May 1978	818	2,202	3,020
June 1978	<u>884</u>	<u>1,831</u>	<u>2,715</u>
TOTALS	9,044	15,431	24,475
Percentage of Total:	37.0%	63.0%	100.0%

\* The unit of count for criminal and traffic cases is the charge. For example, a defendant brought before the court on 3 charges would be 3 cases.

Source: Chief Clerk, Municipal Court.

MUNICIPAL COURT  
FISCAL YEAR 1978  
WORKLOAD\*PENDING AT END OF MONTH

<u>Month</u>	<u>Criminal</u>	<u>Traffic</u>	<u>Total</u>
July 1977	542	807	1,349
August 1977	448	664	1,112
September 1977	532	827	1,359
October 1977	455	800	1,255
November 1977	411	298	709
December 1977	356	506	862
January 1978	369	811	1,180
February 1978	336	909	1,245
March 1978	396	1,224	1,620
April 1978	428	1,390	1,818
May 1978	566	1,208	1,774
June 1978	407	1,225	1,632
Percentage of Total Pending at End of Year:	24.9%	75.1%	100.0%

\* The unit of count for criminal and traffic cases is the charge. For example, a defendant with 3 charges pending would be 3 cases pending.

Source: Chief Clerk, Municipal Court.

MUNICIPAL COURT  
FISCAL YEAR 1978  
WORKLOAD\*

	<u>Pending 6/30/77</u>	<u>Filings</u>	<u>Dispositions</u>	<u>Pending 6/30/78</u>	<u>Change In Pending</u>
Criminal	558	8,893	9,044	407	-151
Traffic	418	16,238	15,431	1,225	+807
Total	<u>976</u>	<u>25,131</u>	<u>24,475</u>	<u>1,632</u>	<u>+656</u>

COMPARISON - FISCAL YEARS 1977-1978  
WORKLOAD\*

FILINGS

	<u>1977</u>	<u>1978</u>	<u>Change</u>	<u>% Change</u>
Criminal	9,540	8,893	- 647	- 6.8%
Traffic	11,055	16,238	+5,183	+46.9%
Total	<u>20,595</u>	<u>25,131</u>	<u>+4,536</u>	<u>+22.0%</u>

DISPOSITIONS

	<u>1977</u>	<u>1978</u>	<u>Change</u>	<u>% Change</u>
Criminal	9,435	9,044	- 391	- 4.1%
Traffic	11,152	15,431	+4,279	+38.4%
Total	<u>20,587</u>	<u>24,475</u>	<u>+3,888</u>	<u>+18.9%</u>

PENDING AT END OF YEAR

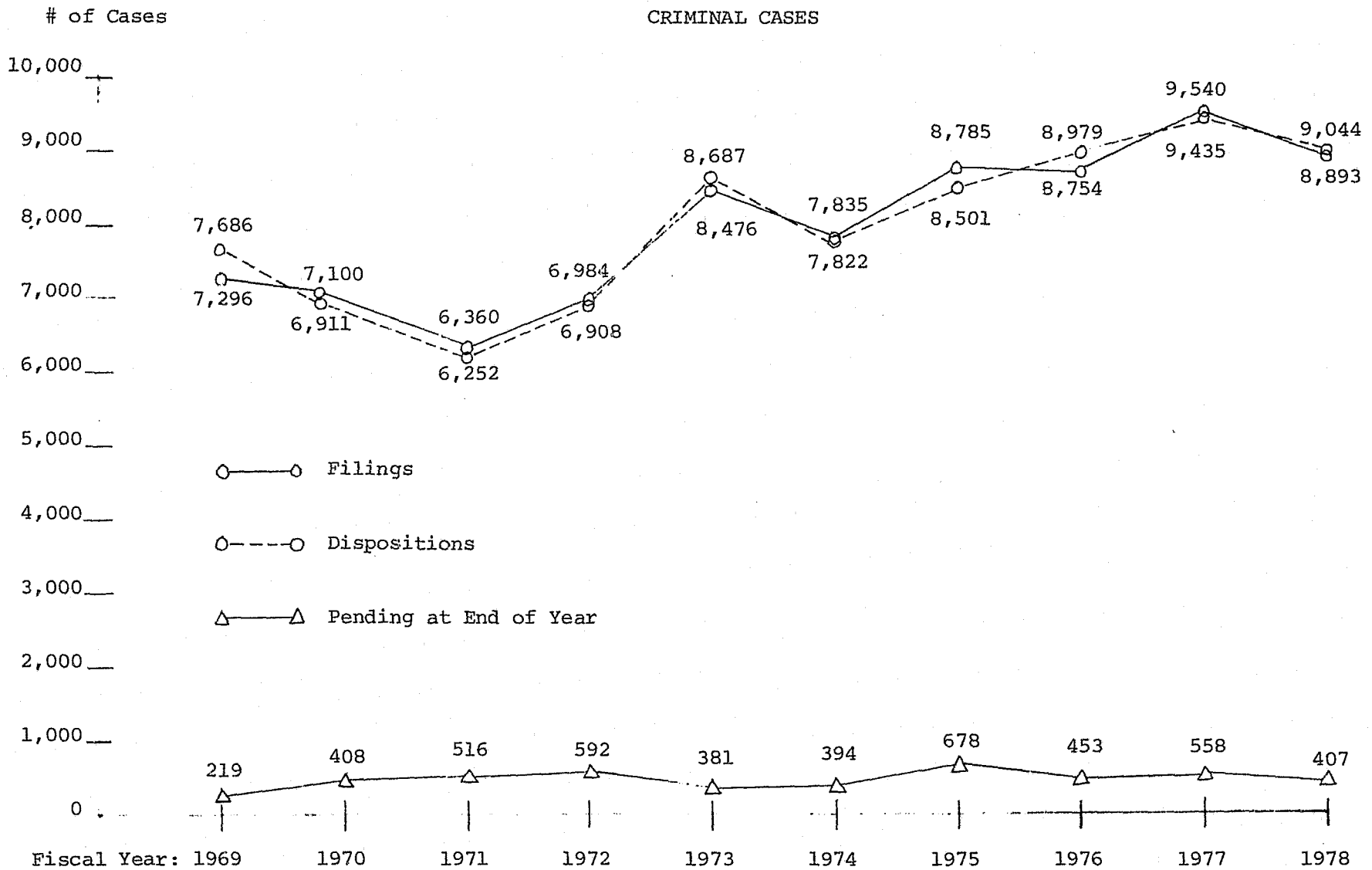
	<u>1977</u>	<u>1978</u>	<u>Change</u>	<u>% Change</u>
Criminal	558	407	- 151	- 27.1%
Traffic	418	1,225	+ 807	+193.1%
Total	<u>976</u>	<u>1,632</u>	<u>+ 656</u>	<u>+ 67.2%</u>

\*The unit of count for criminal and traffic cases is the charge. For example, a defendant brought before the court on 3 charges would be counted as 3 cases.

Source: Administrative Office of the Courts.

MUNICIPAL COURT

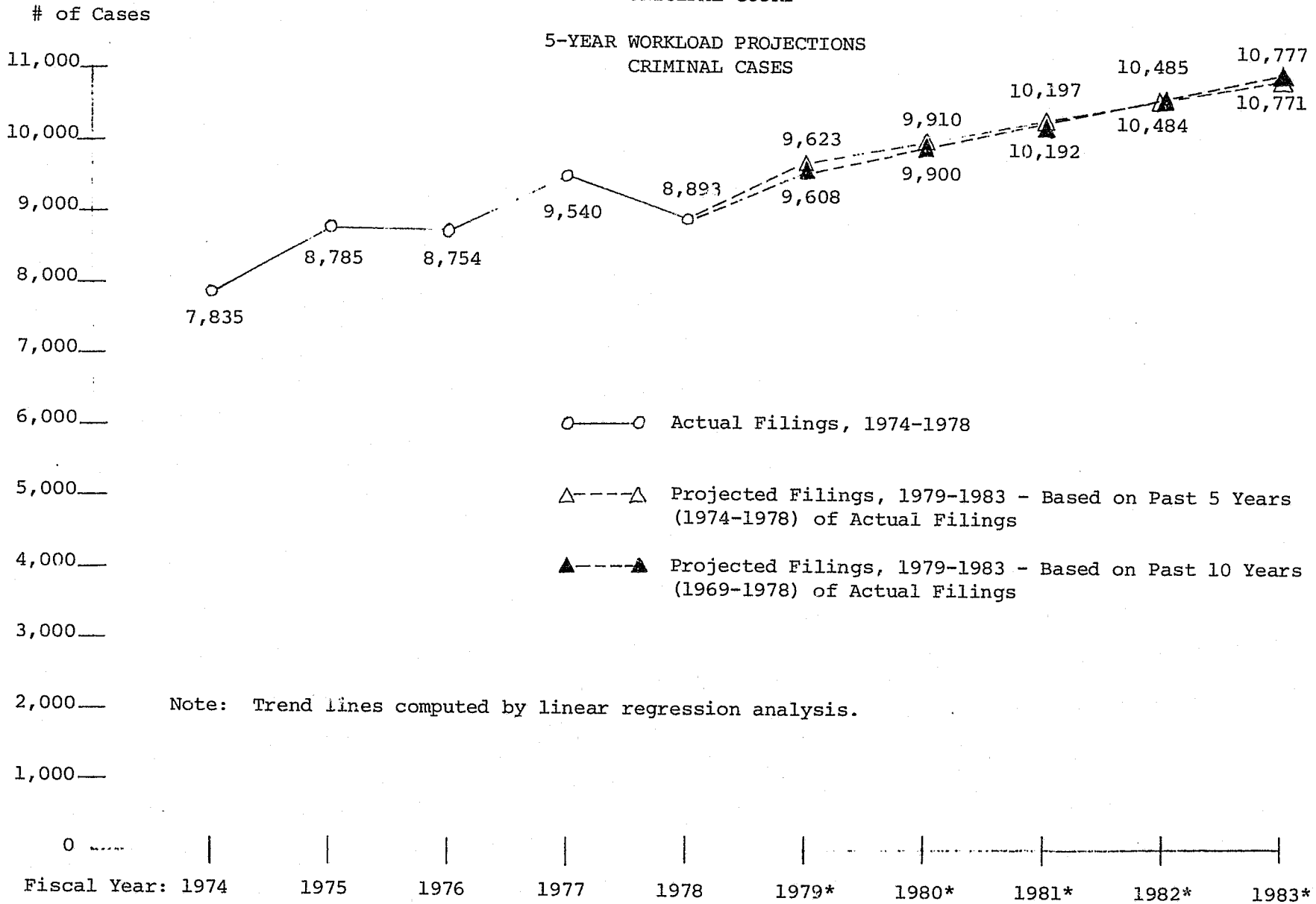
10-YEAR WORKLOAD TREND  
CRIMINAL CASES



Source: Administrative Office of the Courts.

MUNICIPAL COURT

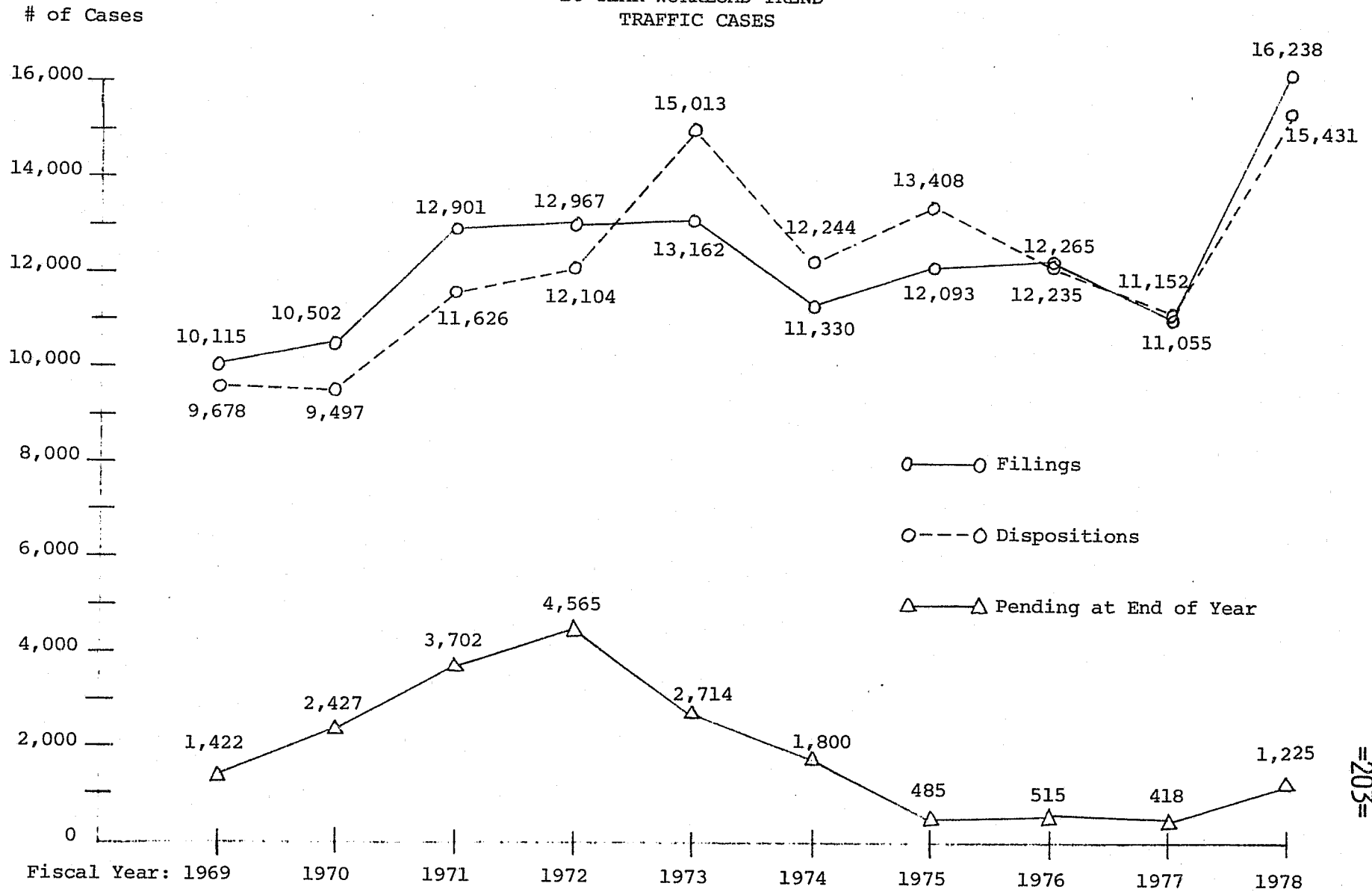
5-YEAR WORKLOAD PROJECTIONS  
CRIMINAL CASES



\* Projected

MUNICIPAL COURT

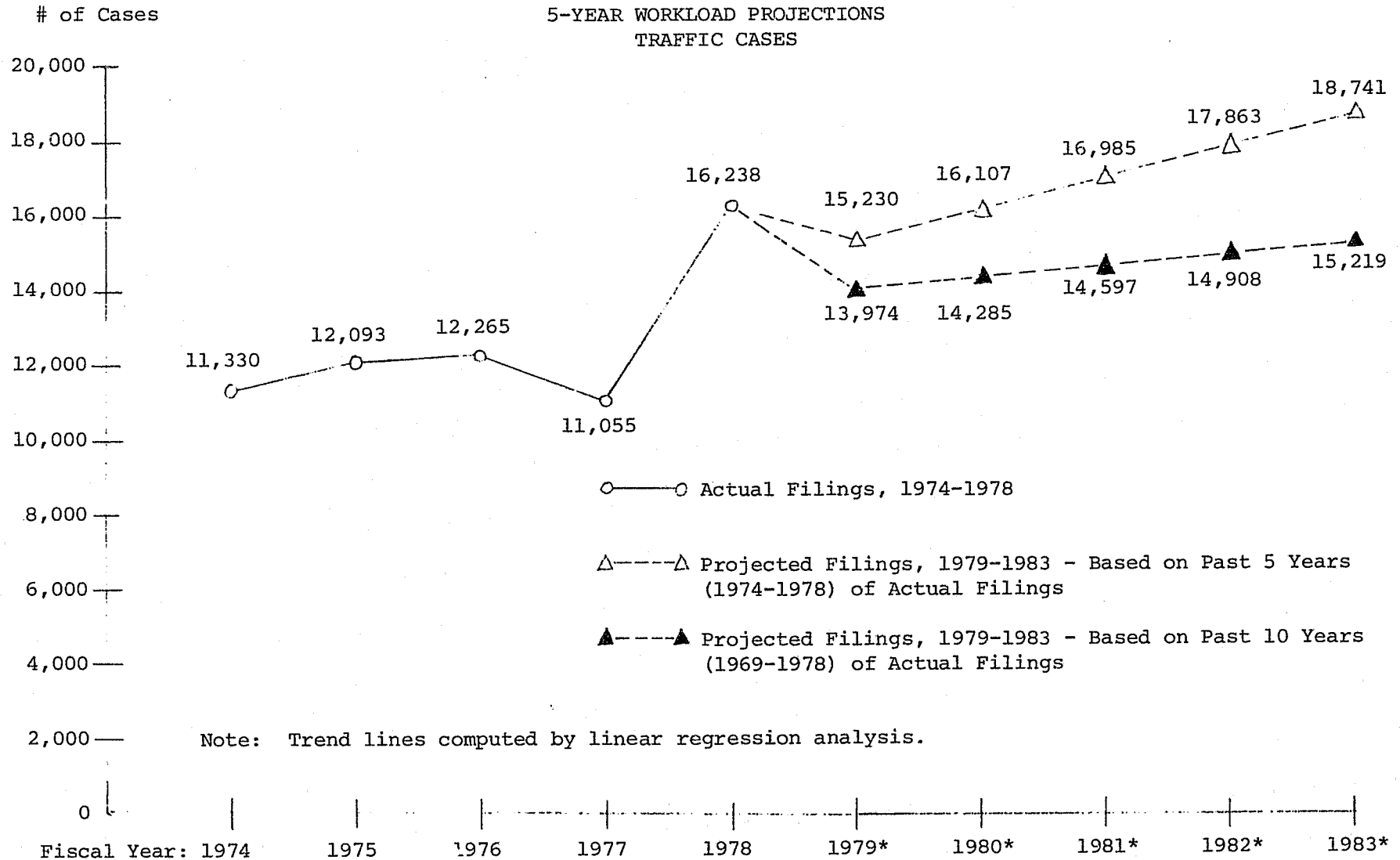
10-YEAR WORKLOAD TREND  
TRAFFIC CASES



Source: Administrative Office of the Courts.

MUNICIPAL COURT

5-YEAR WORKLOAD PROJECTIONS  
TRAFFIC CASES

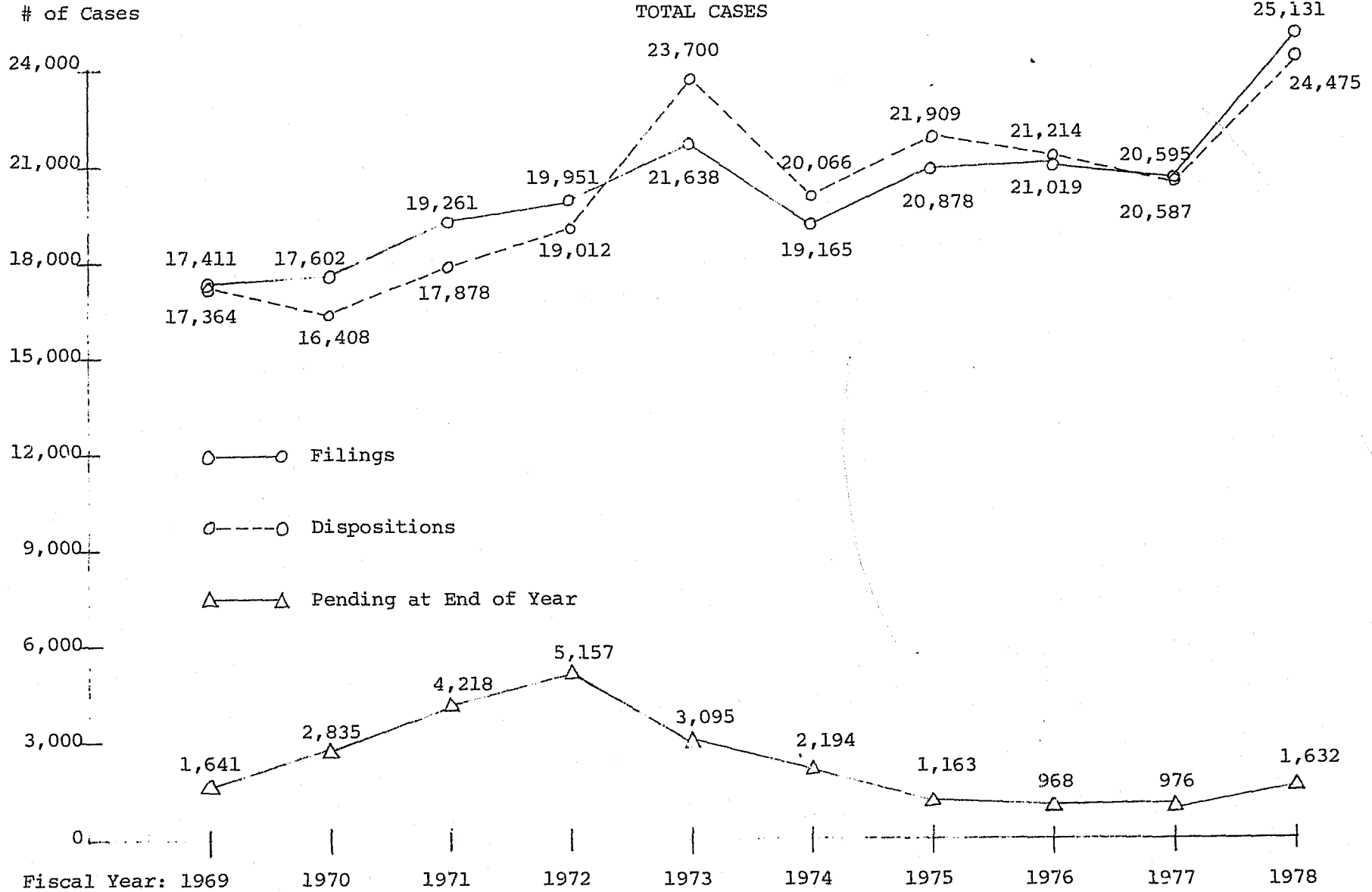


Note: Trend lines computed by linear regression analysis.

\* Projected

MUNICIPAL COURT

10-YEAR WORKLOAD TREND  
TOTAL CASES



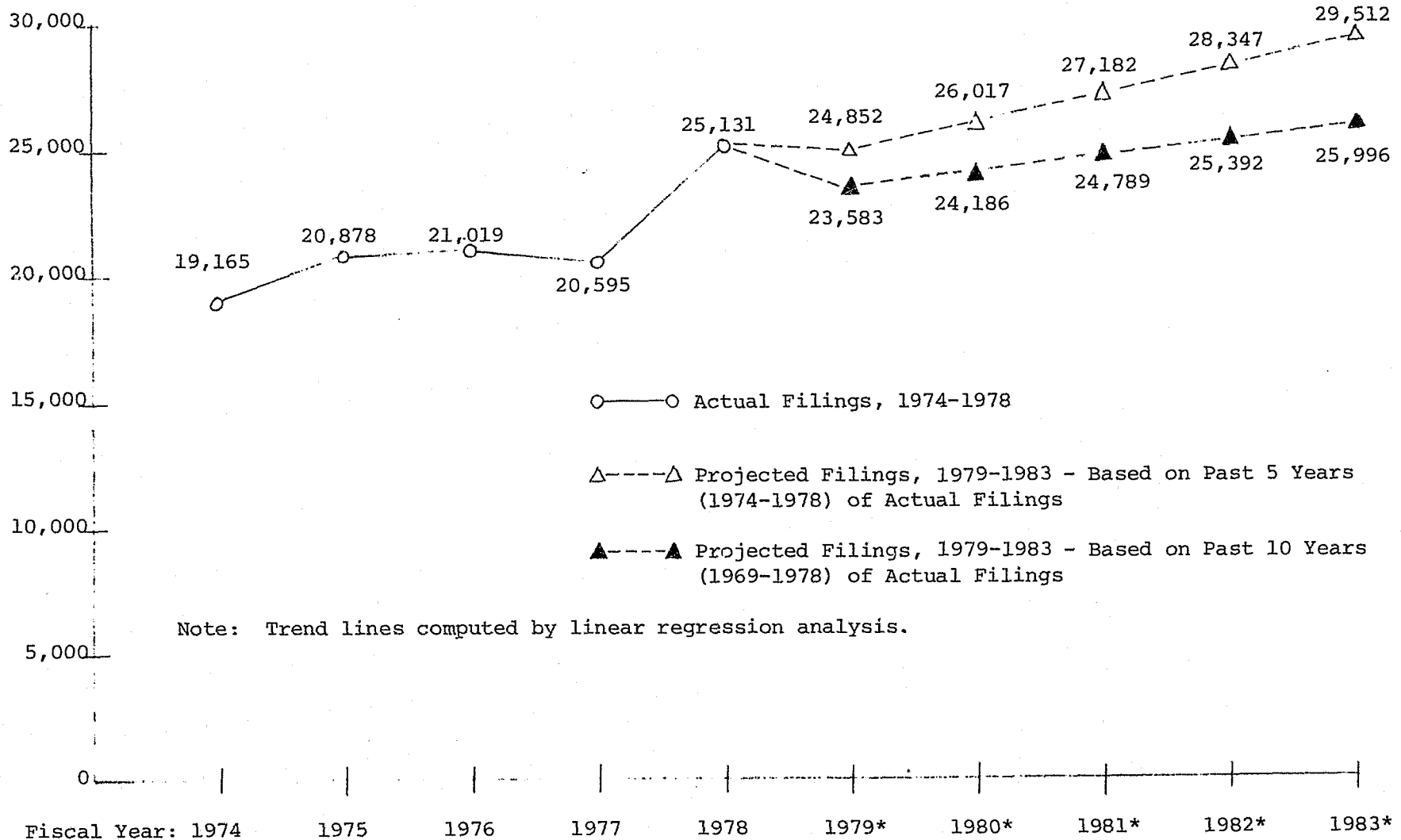
Source: Administrative Office of the Courts.



MUNICIPAL COURT

5-YEAR WORKLOAD PROJECTIONS  
TOTAL CASES

# of Cases



Note: Trend lines computed by linear regression analysis.

\* Projected

SUMMARY OF MUNICIPAL COURT BUDGET

BUDGET CATEGORY	FISCAL YEAR 1977 ACTUAL DISBURSEMENT	FISCAL YEAR 1978 ACTUAL DISBURSEMENT	FISCAL YEAR 1979 BUDGET	FISCAL YEAR 1980 REQUEST
Salaries: 1) Judicial	\$ 83,958.00	\$ 88,559.00	\$115,186.00	\$121,865.00
2) Employees	248,398.00	289,332.00	316,432.00	332,934.00
Employment Costs	45,332.00	53,480.00	64,721.00	75,083.00
Contractual Services	86,355.00	49,060.00	100,520.00	104,450.00
Materials, Supplies, and Repair Costs	4,760.00	5,725.00	7,350.00	8,050.00
Equipment	2,950.00	2,000.00	8,800.00	1,200.00
GRAND TOTALS	\$471,753.00	\$488,156.00	\$613,009.00	\$643,582.00

Note: FY 1977 figures include City of Wilmington funds only. Figures for FY 1978, FY 1979, and FY 1980 include City of Wilmington and federal funds.

**Justice  
of  
the  
Peace  
Courts**

Legal Authorization

The Justice of the Peace Courts are authorized by the Constitution of Delaware, Article IV, Section I.

Geographic Organization

The jurisdiction of the Courts is statewide and sessions are held throughout the state. 14 Courts are currently operating: 6 in New Castle County, 3 in Kent County, and 5 in Sussex County.

Legal Jurisdiction

The Justice of the Peace Courts have jurisdiction over civil cases in which the amount in controversy does not exceed \$1,500. In all Justice of the Peace Courts except 2 in New Castle County, criminal jurisdiction is exercised. JP Courts are authorized to hear minor misdemeanors and motor vehicle cases (excluding felonies) and may act as committing magistrates for all crimes. Since Justice of the Peace Courts are not courts of record, appeals may be taken de novo to Superior Court. The subject matter jurisdiction of the Justice of the Peace Courts is shared with the Court of Common Pleas.

Justices of the Peace

The Delaware Code authorizes a maximum of 53 Justices of the Peace, 24 in New Castle County, 12 in Kent County, and 17 in Sussex County. Magistrates are appointed by the Governor with Senate confirmation for four-year terms. A Justice of the Peace must be at least 21 years of age and a resident of the State of Delaware and the county in which he serves.

Support Personnel

A Deputy Administrator for the Justice of the Peace Courts is appointed by the Governor with Senate approval. The Chief Justice of the Supreme Court is the nominal Administrator. During the current vacancy of the Deputy Administrator, the JP Courts are administered by the Administrative Office of the Courts under the supervision of the Chief Justice. Two Assistant Deputy Administrators serve the JP Courts exclusively. The state provides chief clerks, deputy clerks, constables, bailiffs, and presentence officers for the courts.

Caseload Trend

On July 1, 1976, the beginning of FY 1977, new laws permitting summons in lieu of arrest for traffic violations and payment by mail of traffic fines went into effect. Prior to that year, no criminal case could be disposed of without a personal appearance by the defendant. The new laws had a drastic effect on the number of court appearances. Individual courts varied, but on the whole, the total number of JP dispositions increased by 12.4%, to 110,576 in 1977 from 98,389 in 1976. However, the number of appearances -

cases where the defendant (or parties) actually appeared in court declined by 14.1% to 84,500 in 1977 from over 98,000 in 1976. Thus, 12,187 traffic violators chose not to appear in court at all, but simply mailed in their fine. Where fines are mailed in, no action is required on the part of the magistrate, although the same work is necessary on the part of the court clerks.

In FY 1978, the total number of JP cases remained at a high level, 110,779 (a 0.2% rise from the previous year). Actual appearances - in other words, cases requiring actual magistrate time - showed a 24.9% drop over the previous year, down to 63,464. Thus, in the two years of the new laws, workload ostensibly has increased from 98,000+ to 110,000+, an 11.7% gain. In fact, magistrates actually heard only 63,464 cases in FY 1978 compared to 98,389 two years previously - a drop of nearly 35,000 cases, or 35.5%. Clerical work has remained the same but actual JP work has declined by over a third.

The number of civil cases, where no reduction in court appearances is possible, has increased, reaching an all-time high of 15,844 cases filed during FY 1978. It should be noted that the Justice of the Peace Courts offer plaintiffs an inexpensive forum for litigating their minor legal matters. More litigants are also due to the increase of population within the counties, and this is particularly true in the landlord/tenant situation.

JUSTICE OF THE PEACE COURTS IN DELAWARE

10-Kirkwood Highway

12-Newport

15-Holly Oak

13-Wilmington

14-Wilmington

11-New Castle

9-Middletown

8-Smyrna

7-Dover

6-Harrington

5-Milford

2-Lewes

3-Georgetown

4-Seaford

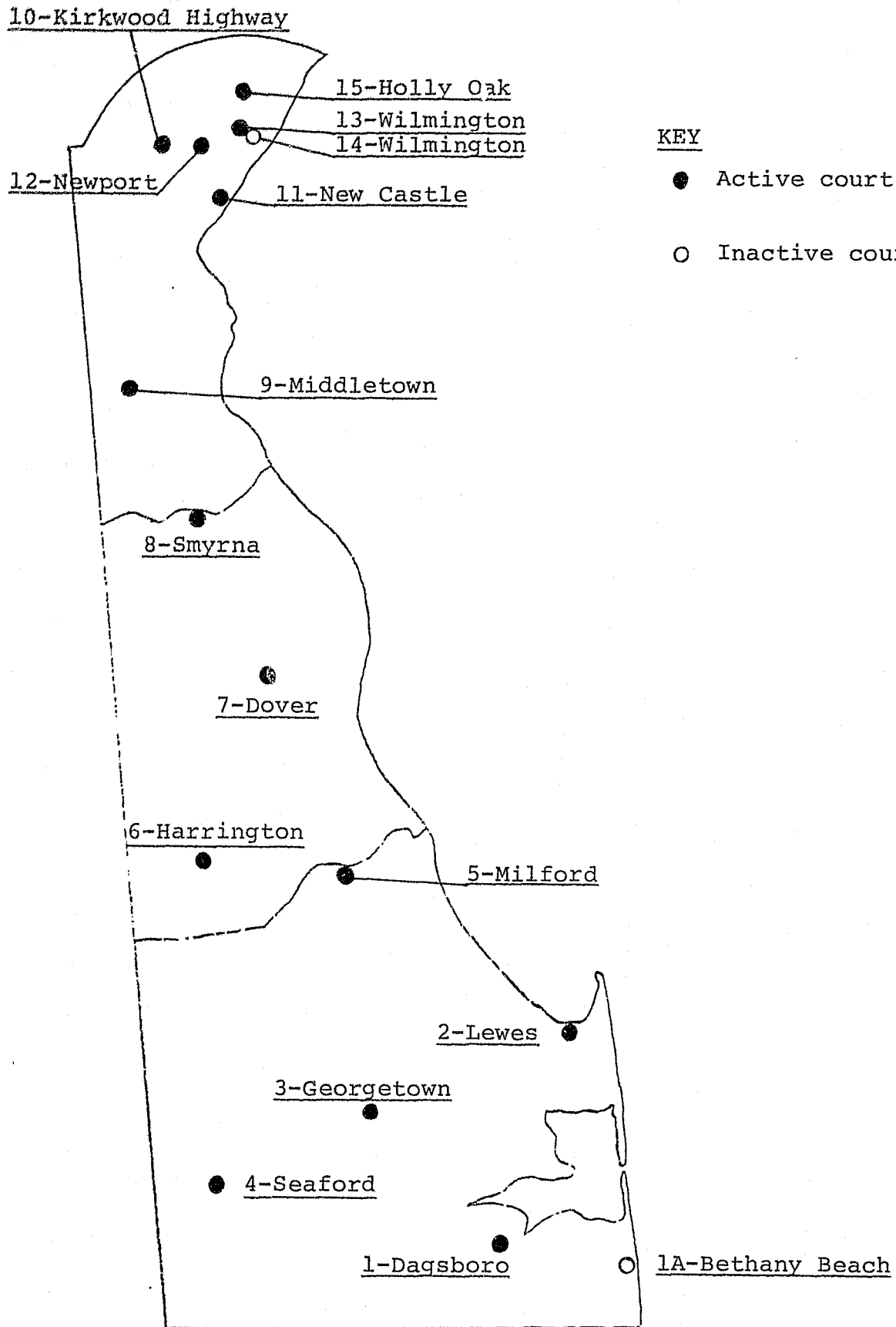
1-Dagsboro

KEY

● Active court

○ Inactive court

○ 1A-Bethany Beach



JUSTICE OF THE PEACE COURTS

<u>Court</u>	<u>Location</u>	<u>Mon</u>	<u>Hours Open Per Day</u>						<u>Total Hours Open Per Week</u>	<u>Jurisdiction</u>
			<u>Tu</u>	<u>Wed</u>	<u>Th</u>	<u>Fri</u>	<u>Sat</u>	<u>Sun</u>		
<u>New Castle County</u>										
Court 9	Middletown	8	8	8	8	8	0	0	40	Criminal & Civil
Court 10	Kirkwood Hwy.	24	24	24	24	24	24	24	168	Criminal
Court 11	New Castle	24	24	24	24	24	24	24	168	Criminal
Court 12	Newport	8	8	8	8	8	0	0	40	Civil
Court 13	Wilmington	8	8	8	8	8	0	0	40	Civil
Court 14	Inactive									
Court 15	Holly Oak	16	16	16	16	16	0	0	80	Criminal
<u>Kent County</u>										
Court 6	Harrington	8	16	16	16	16	8	0	80	Criminal & Civil
Court 7	Dover	24	24	24	24	24	24	24	168	Criminal & Civil
Court 8	Smyrna	8	16	16	16	16	8	0	80	Criminal & Civil
<u>Sussex County</u>										
Court 1	Dagsboro	8	8	8	8	8	0	0	40	Criminal & Civil
Court 1A	Inactive									
Court 2*	Lewes	16	16	16	16	16	16	16	112	Criminal & Civil
Court 3	Georgetown	24	24	24	24	24	24	24	168	Criminal & Civil
Court 4	Seaford	16	16	16	16	16	16	16	112	Criminal & Civil
Court 5	Milford	8	8	8	8	8	0	0	40	Criminal & Civil

\* Summer hours. Winter hours are Mon, 8; Tu-Fri, 16; Sat, 8; Sun, 0; Total, 80.

JUSTICE OF THE PEACE COURTS

JUDICIARY

New Castle County Chief Judge  
Morris Levenberg (9/29/80)

New Castle County  
Justices of the Peace  
William W. Brittingham (9/29/80)  
Louise T. Brothers (2/5/79)  
Rebecca P. Button (9/29/80)  
Ronald E. Cheeseman (7/28/79)  
Jean Ashe Crompton (9/29/80)  
Mable M. English (10/25/78)  
Lynne E. Fitzwater (9/29/80)  
Doris E. Harris (10/25/78)  
Barbara C. Hughes (1/13/81)  
Virginia W. Johnson (6/30/82)  
Ruth P. Malm (1/11/81)  
John P. McLaughlin (7/28/79)  
William McMullen (10/25/78)  
Thomas J. Newell (3/24/80)  
Alan Trachten (9/29/80)  
John H. Wilding (9/29/80)  
Robert S. Wood (7/28/79)  
Vacant  
Vacant  
Vacant  
Vacant  
Vacant  
Vacant

Kent County Chief Judge  
Russell T. Rash (10/25/78)

Kent County  
Justices of the Peace  
A. Tyson Cohee (5/2/82)  
John H. Fillmore (10/30/79)  
John P. Greene (10/30/79)  
Courtney P. Houston (5/2/82)  
George W. Kershner, III (6/30/82)  
Joseph A. Knussman (10/25/78)  
Donna R. Kramer (1/5/81)  
Paul Neeman (10/25/78)  
Charles M. Stump (7/28/79)  
Harry M. Thompson (5/2/82)  
Wallace P. Wootten (5/9/78)

Sussex County Chief Judges  
William J. Hopkins, Jr. (3/19/78)  
Thomas J. Orr (5/2/82)

Sussex County  
Justices of the Peace  
Norman D. Baker (3/19/78)  
William A. Booth (5/2/82)  
Emory B. Brittingham (5/2/82)  
Edward G. Davis (5/9/78)  
Walter G. Dill, Jr. (5/20/79)  
Robert F. Handy (10/30/79)  
Henry F. Hill (7/28/79)  
Aubrey T. Hudson (5/9/78)  
Thomas W. Hutson, Jr. (5/9/78)  
William L. Jones (2/5/79)  
John H. McQuay (1/12/81)  
Almetia J. Murray (5/2/82)  
Horace W. Short (3/24/80)  
Emory R. West, Sr. (9/29/78)  
Donald F. Yerkes (5/20/79)

JUSTICE OF THE PEACE COURTS

SUPPORT PERSONNEL

DEPUTY ADMINISTRATOR'S OFFICE  
11th Floor  
Wilmington State Office Building  
820 North French Street  
Wilmington, DE 19801  
(571-2485)

Deputy Administrator  
Vacant  
Vacant, Secretary

Assistant Deputy Administrators  
Arthur R. Carello  
Thomas W. Nagle  
Ethel Jaremchuk, Secretary

Accounting Department  
Mary E. Cooper, Supervisor  
Sandra L. Cummings  
Pamela A. Manista

Note: The Chief Justice of  
the Supreme Court is  
the nominal Adminis-  
trator of the Justice  
of the Peace Court System.

Building Maintenance Mechanic  
John M. Joswick, Sr.

COURT 1  
Post Office Box 37  
Route 113  
Dagsboro, DE 19939  
(732-6772)

Clerk  
Margaret Ross, Chief

Constable  
William H. Prettyman

COURT 2  
Post Office Box 492  
Route 14  
Lewes, DE 19958  
(645-6477)

Clerks  
Joanne R. Willey, Chief  
Elizabeth B. Leister  
Physpa McCabe

Constable  
Howard L. Warrington



JUSTICE OF THE PEACE COURTS

SUPPORT PERSONNEL (CONTINUED)

COURT 3  
Post Office Box 605  
Route 113  
Georgetown, DE 19947  
(856-5448)

Clerks

W. June Callaway, Chief  
Barbara E. Adams  
Vacant  
Elizabeth L. Hudson  
Janice L. Moore  
Doris Smith  
Tammy Kearney

Constables

Charles Graves  
Wendell Travis

Bailiff

Carrie J. Reed

COURT 4  
Poplar and King Streets  
Seaford, DE 19973  
(629-8101)

Clerks

Mary Lee Lowe, Chief  
Wanda Abbott  
Ida Mae Friedel  
Julia Price  
Esther Conner  
June Benson

Constables

Thomas McCrea, Jr.  
William R. Smith

Bailiff

David B. Joseph

Presentence Investigators

Jana R. Ellis  
Julia A. Evans, Assistant

COURT 5  
Post Office Box 254  
Causey and Maple Avenues  
Milford, DE 19963  
(422-8871)

**CONTINUED**

**4 OF 4**

JUSTICE OF THE PEACE COURTS

SUPPORT PERSONNEL (CONTINUED)

Clerks

Leah Betts, Chief  
Virginia Dellinger

Constable

Richard J. Holleger

COURT 6

Post Office Box 3  
Route 13  
Harrington, DE 19952  
(398-8247)

Clerks

Betty Pleasanton, Chief  
Catherine A. Dimmitt

Constable

Leonard T. Rollison, Sr.

COURT 7

Railroad and Loockerman Streets  
Dover, DE 19901  
(678-4554)

Clerks

Marjorie Nolette, Chief  
Hope Ann Brown  
Gretha Custer  
Rella Goodson  
Kathy S. Hammond  
Deborah Palmer  
Evelyn A. Webb  
Betty Warner  
Vacant  
Brenda Hurd

Constables

Reginald Cross  
Herschel N. Poore  
Charles M. Snyder

Capias Control Clerk

Beverly King

Stores Clerk

Edna Conner

Bailiff

Thomas Boyer

Presentence Investigator

Monica V. Rash

COURT 8

115 East North Street  
Smyrna, DE 19977  
(653-7083)

JUSTICE OF THE PEACE COURTS

SUPPORT PERSONNEL (CONTINUED)

Clerks

Evelynn Webb, Chief  
Deborah L. Robinson

Constable

Samuel Mosley

COURT 9

18 South Broad Street  
Middletown, DE 19709  
(378-9533)

Clerks

Agnes B. Thompson, Chief  
Arlene Banning

Constable

Vickers S. LeCates

COURT 10

3808 Kirkwood Highway  
Wilmington, DE 19808  
(571-2496)

Clerks

Caroline F. Pini, Chief  
Vacant  
Mildred Dorris  
Jeannette Cheeseman  
Katherine B. Ross  
Nancy Symonds  
Cynthia Walklet  
Annette M. Leech (Federally Funded)  
Linda Holloway

Constable

Charles E. Sharp

Bailiff

Margo Anderson

Presentence Investigators

Hazel D. Plant  
Marie R. Monaghan, Assistant

COURT 11

1202 Delaware Street  
New Castle, DE 19720  
(571-2498)

JUSTICE OF THE PEACE COURTS

SUPPORT PERSONNEL (CONTINUED)

Clerks

Barbara J. Reed, Chief  
Deborah Jones (Federally Funded)  
Margaret E. Kenney  
Joyce P. Mitchell  
Deborah Palmer  
Sylvia Sporay  
Barbara Brown  
Tina M. Fede (Federally Funded)  
Vacant

Constables

Alexander Osowski  
John H. P. Tidwell

Bailiffs

Mary Dooling  
Albert Laibinis (Federally Funded)

NEW CASTLE COUNTY CAPIAS CONTROL OFFICE  
Delaware State Hospital  
duPont Highway  
New Castle, DE 19720  
(421-5433)

Capias Control Clerks

Gaile M. Kerrigan, Supervisor  
Gladys B. Hewes

COURT 12  
1500 East Newport Pike  
Newport  
Wilmington, DE 19804  
(571-2561)

Clerks

Patricia Riley, Chief  
Eleanor Masten  
Linda Bell  
Jean D. Powell  
Ann Marie Ellingsworth  
Patricia DiCampli

Constables

Donald E. Watson  
Jack Horgan

Bailiff

Claire Campbell

JUSTICE OF THE PEACE COURTS

SUPPORT PERSONNEL (CONTINUED)

COURT 13  
11th Street Entrance  
Public Building  
Wilmington, DE 19801  
(571-2550)

Clerks

Claire Lucas, Chief  
Deborah Collins  
Valerie Davis  
Vacant  
Audrey R. Lord  
Veronica M. Reed  
Claire A. Wierzbicki  
Ethel Icano  
Nancy Benjamin (Federally Funded)  
Vacant

Constables

Francis X. Coen  
Robert M. Cummings  
Thomas B. Candler  
Robert Gregg  
Robert Biliski (Federally Funded)  
Lawrence Grantham  
Alan Rogers

Bailiff

Joseph W. Hojnicky, Jr.

COURT 15  
1810 Philadelphia Pike  
Wilmington, DE 19803  
(571-2493)

Clerks

Geraldine McLaughlin, Chief  
Janice I. Harvey  
LuAnne Shivone  
Nancy McGalliard

Constable

Robert E. Richardson

## JUSTICE OF THE PEACE COURTS

FISCAL YEAR 1978  
CRIMINAL CASES\*FILINGS

<u>Court</u>	<u>Title 7 Fish/Game</u>	<u>Title 11 Criminal</u>	<u>Title 21 Traffic</u>	<u>Other</u>	<u>Preliminary Hearings</u>	<u>TOTALS</u>
Court 1	52	194	1,192	22	0	1,460
Court 1A	Inactive					
Court 2	224	356	7,713	110	118	8,521
Court 3	63	1,161	8,338	168	638	10,368
Court 4	105	1,244	5,519	121	0	6,989
Court 5	67	57	821	17	17	979
Court 6	26	404	3,299	87	48	3,864
Court 7	253	2,286	12,069	732	345	15,685
Court 8	112	191	1,551	151	15	2,020
Court 9	55	156	2,887	126	0	3,224
Court 10	316	5,095	11,137	944	50	17,542
Court 11	238	4,093	10,110	402	16	14,859
Court 12**	0	0	0	0	0	0
Court 13**	0	0	0	0	0	0
Court 14	0	0	0	0	3,526	3,526
Court 15	162	1,631	7,631	0	0	9,424
TOTALS	1,673	16,868	72,267	2,880	4,773	94,935#
Percentage of Total:	1.8%	17.8%	76.1%	3.0%	1.3%#	100.0%

\*The unit of count for criminal cases is the charge. For example, a defendant brought before a court on 3 charges would be counted as 3 cases.

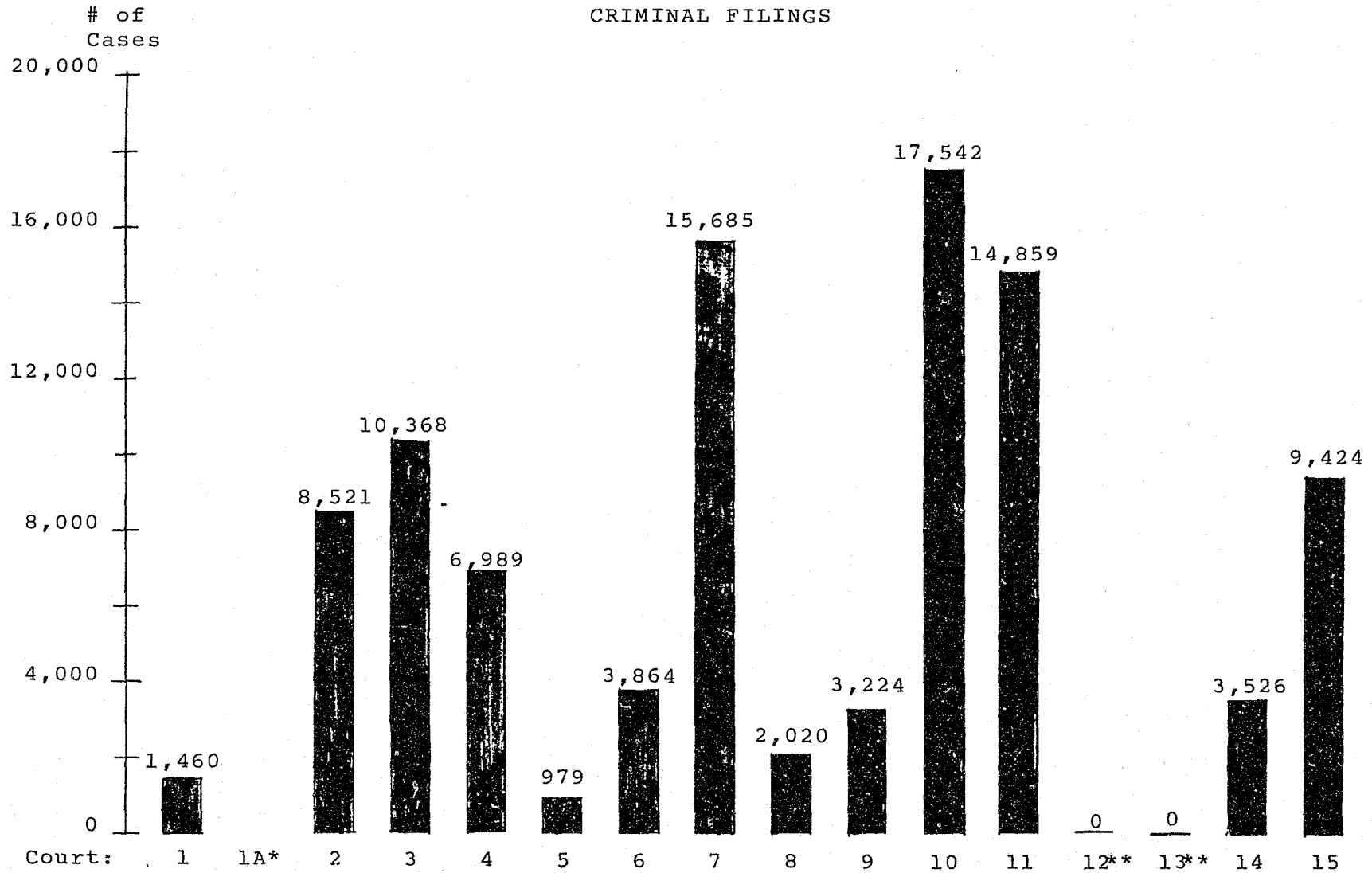
\*\*Civil Court only.

#Total and percentage exclude the 3,526 Preliminary Hearings at Court 14 which were held for cases already counted in the Title 11/Criminal column.

Source: Assistant Deputy Administrator,  
Justice of the Peace Courts

JUSTICE OF THE PEACE COURTS

FISCAL YEAR 1978  
CRIMINAL FILINGS



\* Inactive

\*\* Civil Court only

Source: Administrative Office of the Courts



## JUSTICE OF THE PEACE COURTS

FISCAL YEAR 1978  
CRIMINAL CASES\*DISPOSITIONS

<u>Court</u>	<u>By Mail-In Fine</u>	<u>By Court Appearance</u>	<u>By Counsel Appearance</u>	<u>TOTALS</u>
Court 1	904	551	0	1,455
Court 1A	Inactive			
Court 2	6,267	2,252	0	8,519
Court 3	5,854	4,502	0	10,356
Court 4	3,912	3,085	0	6,997
Court 5	584	387	1	972
Court 6	2,521	1,300	53	3,874
Court 7	7,970	7,576	0	15,546
Court 8	808	1,200	0	2,008
Court 9	2,385	840	0	3,225
Court 10	3,873	12,920	390	17,183
Court 11	5,358	9,537	0	14,895
Court 12**	0	0	0	0
Court 13**	0	0	0	0
Court 14	0	3,526	0	3,526
Court 15	<u>3,490</u>	<u>5,945</u>	<u>0</u>	<u>9,435</u>
TOTALS	43,926	50,095#	444	94,465#
Percentage of Total:	46.5%	53.0%	0.5%	100.0%

\*The unit of count for criminal cases is the charge. For example, a defendant brought before a court on 3 charges would be counted as 3 cases.

\*\*Civil Court only.

#Totals exclude the 3,526 Preliminary Hearings at Court 14 which were held for cases already counted by other courts.

Source: Assistant Deputy Administrator,  
Justice of the Peace Courts

## JUSTICE OF THE PEACE COURTS

FISCAL YEAR 1978  
CRIMINAL CASES\*

<u>Court</u>	<u>Pending June 30, 1977</u>	<u>Filings</u>	<u>Dispositions</u>	<u>Pending June 30, 1978</u>	<u>Change In Pending</u>
Court 1	0	1,460	1,455	5	+ 5
Court 1A	Inactive				
Court 2	10	8,521	8,519	12	+ 2
Court 3	87	10,368	10,356	99	+ 12
Court 4	47	6,989	6,997	39	- 8
Court 5	0	979	972	7	+ 7
Court 6	17	3,864	3,874	7	- 10
Court 7	0	15,685	15,546	139	+139
Court 8	9	2,020	2,008	21	+ 12
Court 9	4	3,224	3,225	3	- 1
Court 10	37	17,542	17,183	396	+359
Court 11	254	14,859	14,895	218	- 36
Court 12**	0	0	0	0	0
Court 13**	0	0	0	0	0
Court 14	0	3,526	3,526	0	0
Court 15	<u>18</u>	<u>9,424</u>	<u>9,435</u>	<u>7</u>	<u>- 11</u>
TOTALS	483	94,935#	94,465#	953	+470

\*The unit of count for criminal cases is the charge. For example, a defendant brought before a court on 3 charges would be counted as 3 cases.

\*\*Civil Court only.

#Totals exclude the 3,526 Preliminary Hearings at Court 14 which were held for cases already counted by other courts.

Source: Assistant Deputy Administrator,  
Justice of the Peace Courts

JUSTICE OF THE PEACE COURTS

COMPARISON - FISCAL YEARS 1977-1978  
CRIMINAL CASES\*

FILINGS

<u>Court</u>	<u>1977</u>	<u>1978</u>	<u>Change</u>	<u>% Change</u>
Court 1	1,423	1,460	+ 37	+ 2.6%
Court 1A	1,197	Inactive	-1,197	-100.0%
Court 2	7,091	8,521	+1,430	+ 20.2%
Court 3	9,434	10,368	+ 934	+ 9.9%
Court 4	6,131	6,989	+ 858	+ 14.0%
Court 5	1,458	979	- 479	- 32.9%
Court 6	3,928	3,864	- 64	- 1.6%
Court 7	14,211	15,685	+1,474	+ 10.4%
Court 8	2,006	2,020	+ 14	+ 0.7%
Court 9	2,087	3,224	+1,137	+ 54.5%
Court 10	18,394	17,542	- 852	- 4.6%
Court 11	17,677	14,859	-2,818	- 15.9%
Court 12**	Inactive	0	0	0.0%
Court 13**	0	0	0	0.0%
Court 14	3,795	3,526	- 269	- 7.1%
Court 15	<u>10,908</u>	<u>9,424</u>	<u>-1,484</u>	<u>- 13.6%</u>
TOTALS#	95,945	94,935	-1,010	- 1.1%

DISPOSITIONS

<u>Court</u>	<u>1977</u>	<u>1978</u>	<u>Change</u>	<u>% Change</u>
Court 1	1,424	1,455	+ 31	+ 2.2%
Court 1A	1,193	Inactive	-1,193	-100.0%
Court 2	7,100	8,519	+1,419	+ 19.9%
Court 3	9,448	10,356	+ 908	+ 9.6%
Court 4	6,129	6,997	+ 868	+ 14.2%
Court 5	1,459	972	- 487	- 33.4%
Court 6	3,917	3,874	- 43	- 1.1%
Court 7	14,211	15,546	+1,335	+ 9.4%
Court 8	2,011	2,008	- 3	- 0.1%
Court 9	2,087	3,225	+1,138	+ 54.5%
Court 10	18,621	17,183	-1,438	- 7.7%
Court 11	17,444	14,895	-2,549	- 14.6%
Court 12**	Inactive	0	0	0.0%
Court 13**	0	0	0	0.0%
Court 14	3,795	3,526	- 269	- 7.1%
Court 15	<u>10,896</u>	<u>9,435</u>	<u>-1,461</u>	<u>- 13.4%</u>
TOTALS#	95,940	94,465	-1,475	- 1.5%

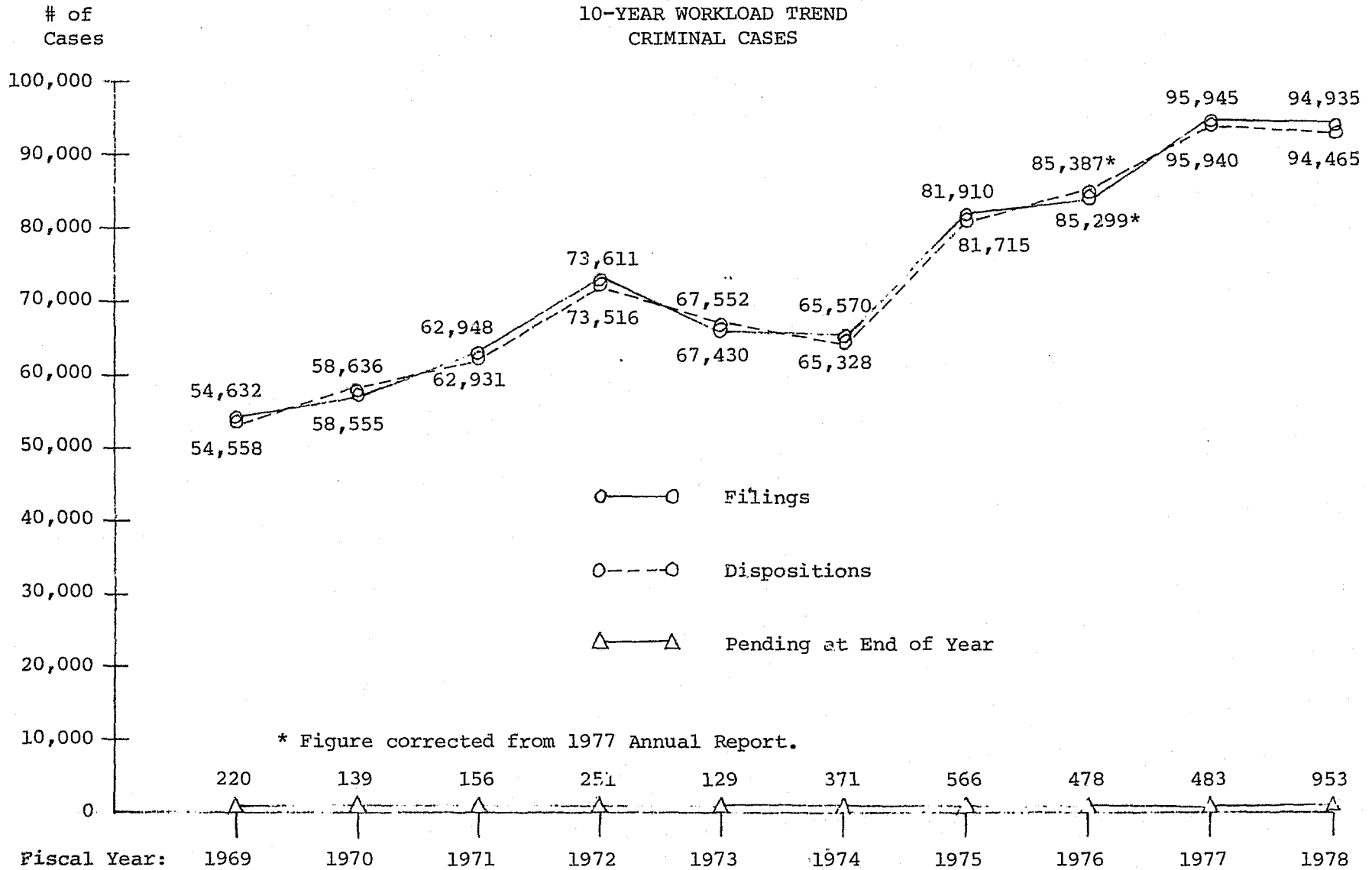
\*The unit of count for criminal cases is the charge. For example, a defendant brought before a court on 3 charges would be counted as three cases.

\*\*Civil Court only.

#Totals exclude preliminary hearings at Court 14 which were held for cases already counted by other courts.

JUSTICE OF THE PEACE COURTS

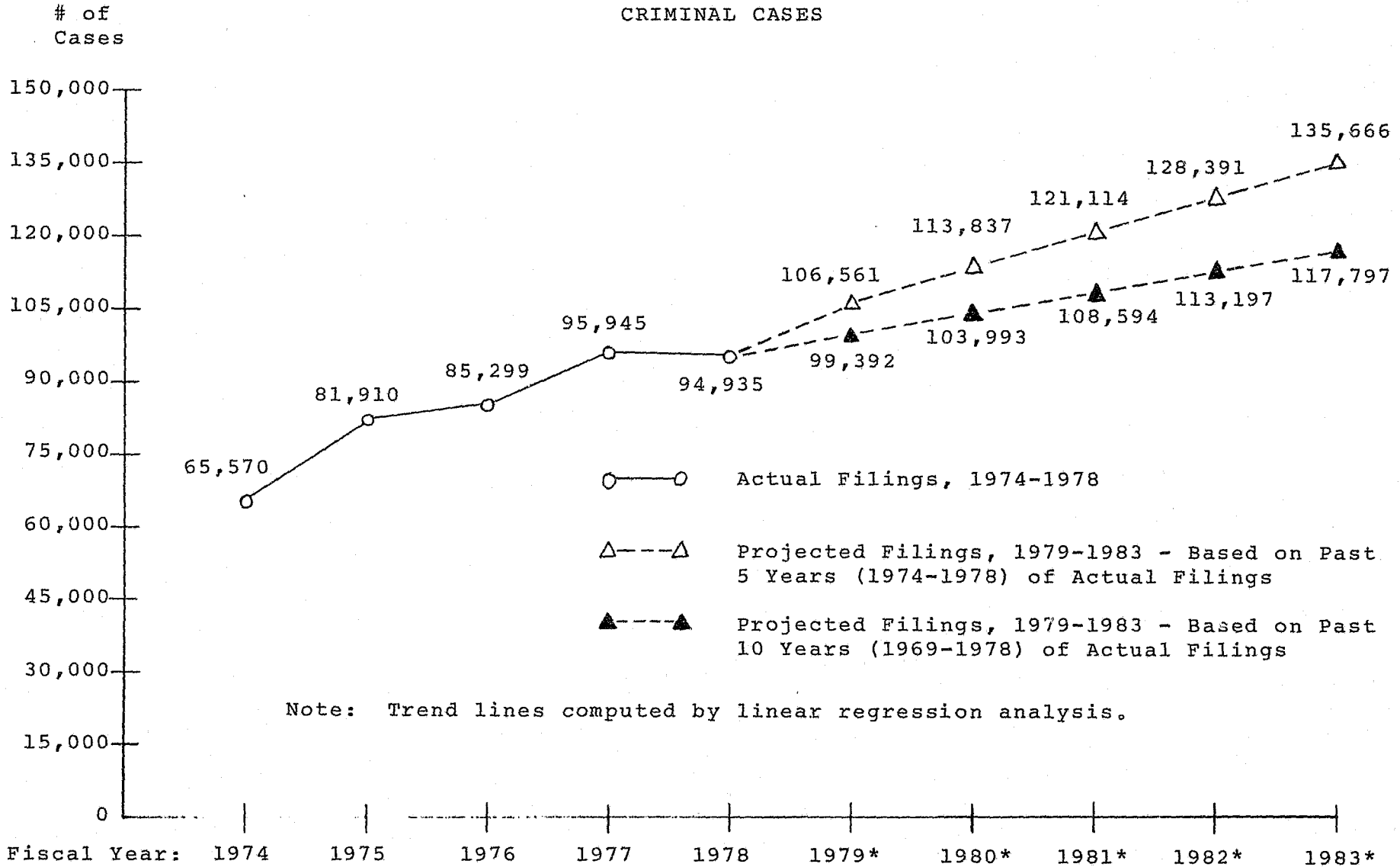
10-YEAR WORKLOAD TREND  
CRIMINAL CASES



Source: Administrative Office of the Courts

JUSTICE OF THE PEACE COURTS

5-YEAR WORKLOAD TREND  
CRIMINAL CASES



\*Projected

Source: Administrative Office of the Courts

JUSTICE OF THE PEACE COURTS

FISCAL YEAR 1978  
CIVIL CASES

<u>Court</u>	<u>FILINGS</u>	<u>DISPOSITIONS</u>		<u>Total</u>
	<u>Total</u>	<u>By Court</u>	<u>By Counsel</u>	
Court 1	315	307	0	307
Court 1A	Inactive			
Court 2	305	181	0	181
Court 3	671	590	0	590
Court 4	726	708	0	708
Court 5	499	538	0	538
Court 6	443	530	35	565
Court 7	1,736	1,589	0	1,589
Court 8	355	332	0	332
Court 9	590	662	0	662
Court 10*	166	555	0	555
Court 11*	108	295	0	295
Court 12**	3,904	2,070	967	3,037
Court 13	5,656	2,479	711	3,190
Court 14#	0	0	0	0
Court 15	370	376	0	376
TOTALS	15,844	11,211	1,714	12,925

\*Criminal Court only as of October 1, 1977.

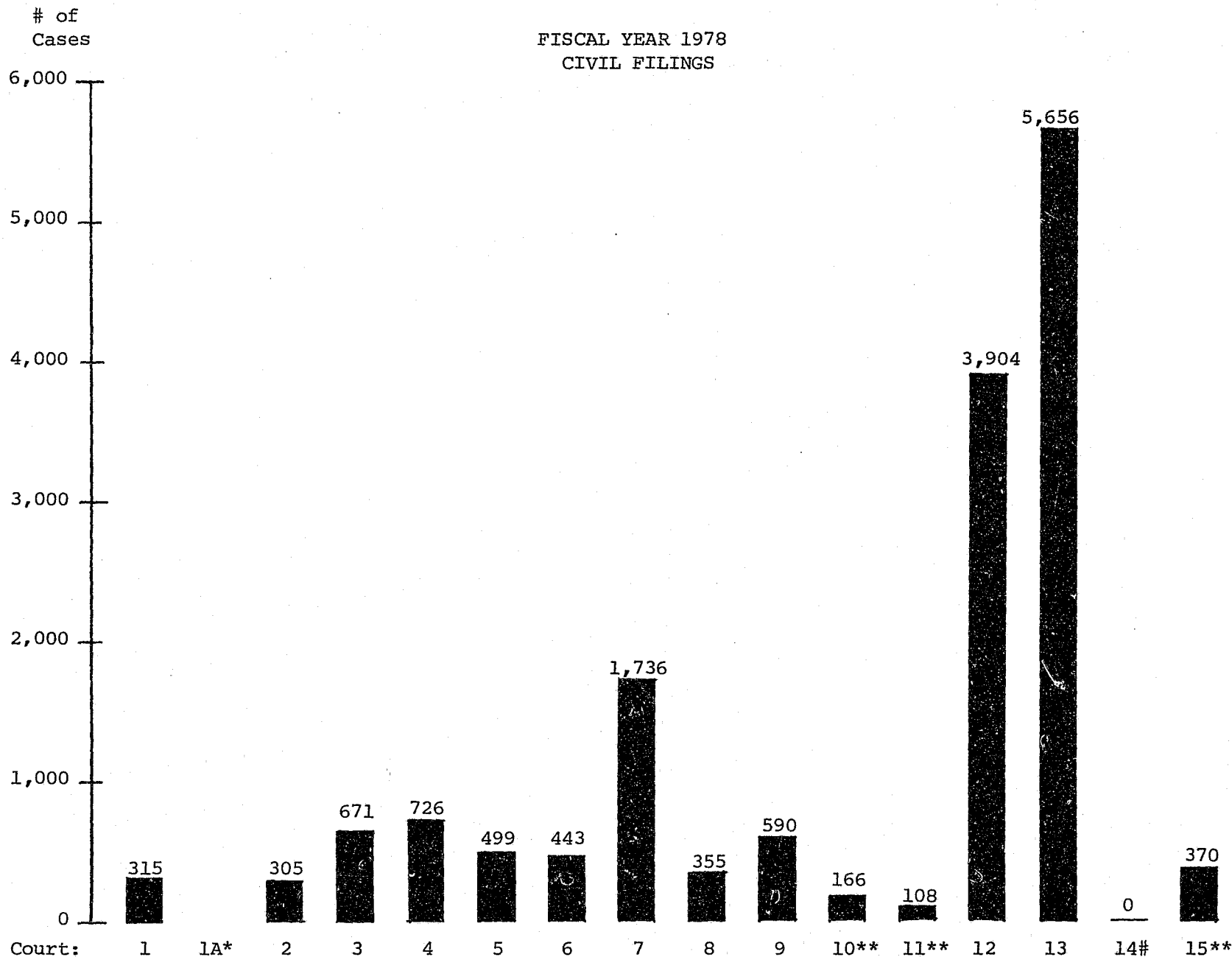
\*\*Court 12 activated on August 15, 1977.

#Criminal Court only.

Source: Assistant Deputy Administrator,  
Justice of the Peace Courts

JUSTICE OF THE PEACE COURTS

FISCAL YEAR 1978  
CIVIL FILINGS



\* Inactive  
 \*\* Criminal Court only as of October 1, 1977  
 # Criminal Court only

Source: Administrative Office  
of the Courts

## JUSTICE OF THE PEACE COURTS

FISCAL YEAR 1978  
CIVIL CASES

Court	Pending June 30, 1977	Filings	Dispositions	Pending June 30, 1978	Change In Pending
Court 1	19	315	307	27	+ 8
Court 1A	Inactive				
Court 2	187	305	181	311	+ 124
Court 3	107	671	590	188	+ 81
Court 4	31	726	708	49	+ 18
Court 5	135	499	538	96	- 39
Court 6	1,156	443	565	1,034	- 122
Court 7	701	1,736	1,589	848	+ 147
Court 8	93	355	332	116	+ 23
Court 9	75	590	662	3	- 72
Court 10*	5,931**	166	555	5,542	- 389
Court 11*	1,509	108	295	1,322	- 187
Court 12#	0	3,904	3,037	867	+ 867
Court 13	818	5,656	3,190	3,284	+2,466
Court 14##	0	0	0	0	0
Court 15	10	370	376	4	- 6
TOTALS	10,772**	15,844	12,925	13,691	+2,919

\*Criminal Court only as of October 1, 1977.

\*\*Figure corrected from 1977 Annual Report.

#Court 12 activated on August 15, 1977.

##Criminal Court only.

Source: Assistant Deputy Administrator,  
Justice of the Peace Courts



JUSTICE OF THE PEACE COURTS

PAGE  
=231=

COMPARISON - FISCAL YEARS 1977-1978  
CIVIL CASES

FILINGS

<u>Court</u>	<u>1977</u>	<u>1978</u>	<u>Change</u>	<u>% Change</u>
Court 1	438	315	- 123	-28.1%
Court 1A*	0	Inactive	0	0.0%
Court 2	160	305	+ 145	+90.6%
Court 3	390	671	+ 281	+72.1%
Court 4	577	726	+ 149	+25.8%
Court 5	425	499	+ 74	+17.4%
Court 6	388	443	+ 55	+14.2%
Court 7	1,485	1,736	+ 251	+16.9%
Court 8	332	355	+ 23	+ 6.9%
Court 9	485	590	+ 105	+21.6%
Court 10**	1,727	166	-1,561	-90.4%
Court 11**	1,164	108	-1,056	-90.7%
Court 12#	Inactive	3,904	+3,904	-
Court 13	4,402	5,656	+1,254	+28.5%
Court 14*	0	0	0	0.0%
Court 15**	<u>2,684</u>	<u>370</u>	<u>-2,314</u>	<u>-86.2%</u>
TOTALS	14,657	15,844	+1,187	+ 8.1%

\*Criminal Court only.

\*\*Criminal Court only as of October 1, 1977.

#Court 12 activated on August 15, 1977.

DISPOSITIONS

<u>Court</u>	<u>1977</u>	<u>1978</u>	<u>Change</u>	<u>% Change</u>
Court 1	456	307	- 149	-32.7%
Court 1A*	0	Inactive	0	0.0%
Court 2	119	181	+ 62	+52.1%
Court 3	358	590	+ 232	+64.8%
Court 4	612	708	+ 96	+15.7%
Court 5	394	538	+ 144	+36.5%
Court 6	339	565	+ 226	+66.7%
Court 7	1,392	1,589	+ 197	+14.2%
Court 8	369	332	- 37	-10.0%
Court 9	415	662	+ 247	+59.5%
Court 10**	1,719	555	-1,164	-67.7%
Court 11**	1,057	295	- 762	-72.1%
Court 12#	Inactive	3,037	+3,037	-
Court 13	4,723	3,190	-1,533	-32.5%
Court 14*	0	0	0	0.0%
Court 15**	<u>2,683</u>	<u>376</u>	<u>-2,307</u>	<u>-86.0%</u>
TOTALS	14,636	12,925	-1,711	-11.7%

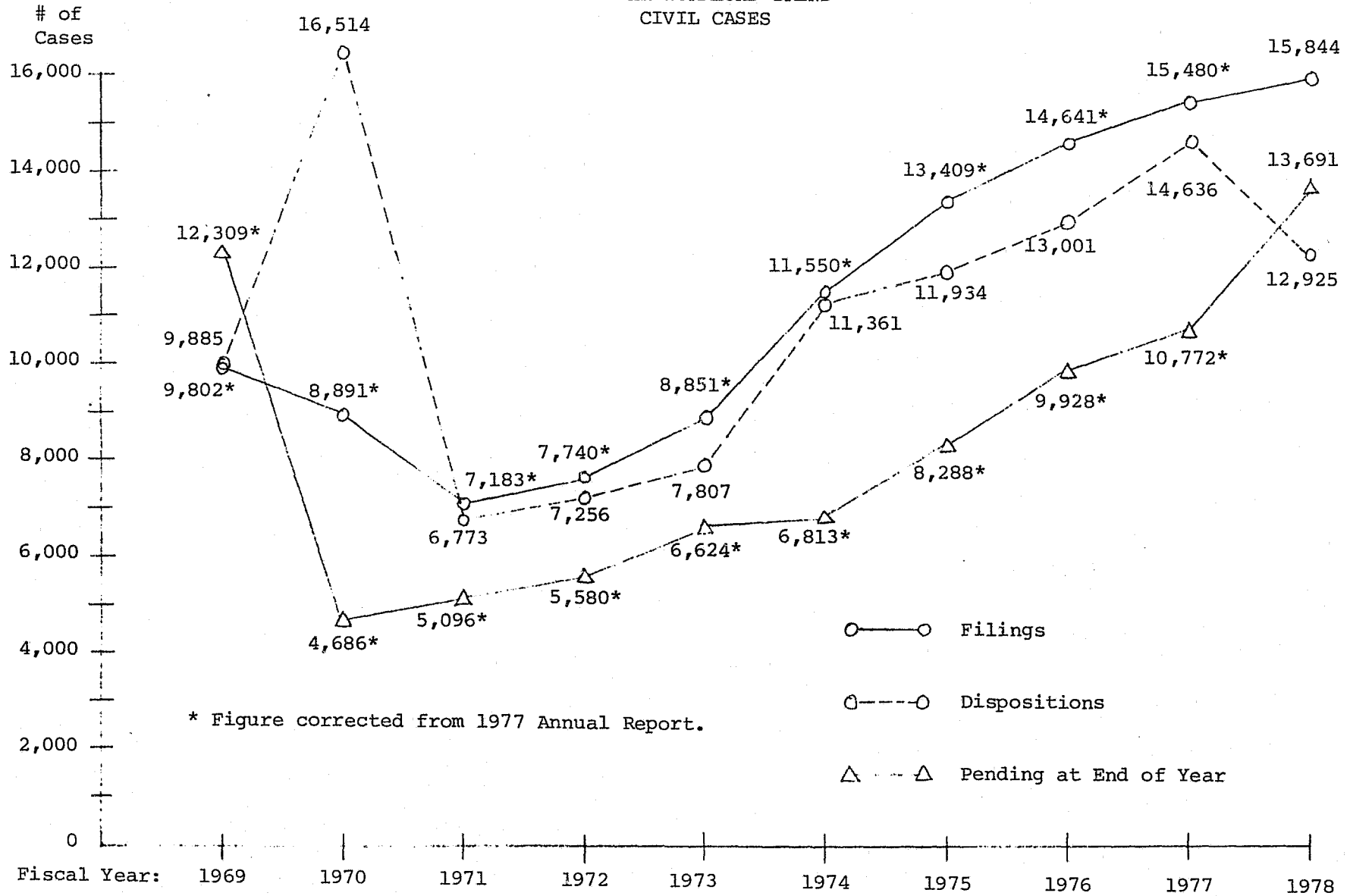
\*Criminal Court only.

\*\*Criminal Court only as of October 1, 1977.

#Court 12 activated on August 15, 1977.

JUSTICE OF THE PEACE COURTS

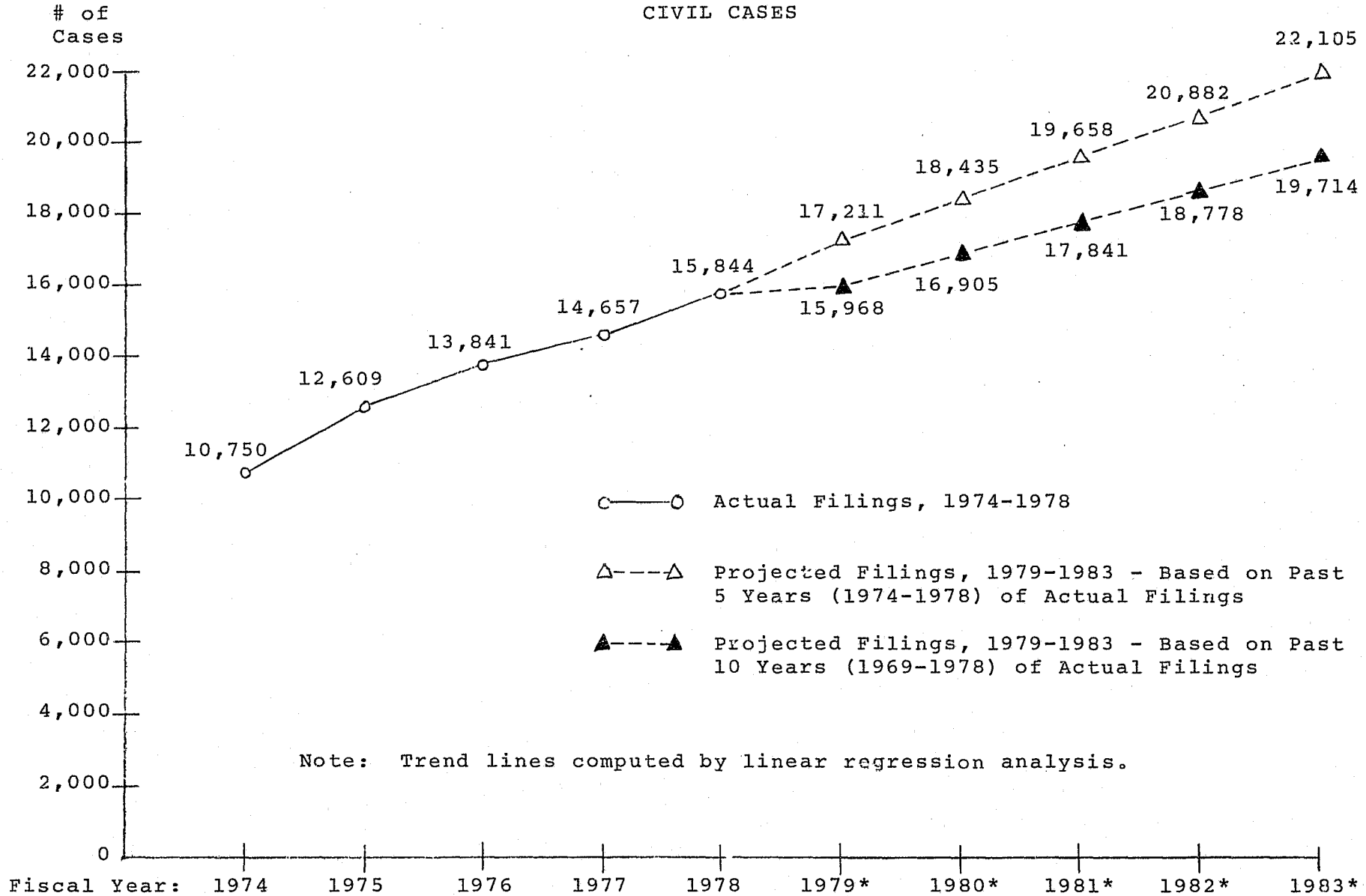
10-YEAR WORKLOAD TREND  
CIVIL CASES



Source: Administrative Office of the Courts

JUSTICE OF THE PEACE COURTS

5-YEAR WORKLOAD TREND  
CIVIL CASES



Note: Trend lines computed by linear regression analysis.

\*Projected

Source: Administrative Office of the Courts

JUSTICE OF THE PEACE COURTS  
FISCAL YEAR 1978  
RANKINGS IN ORDER OF TOTAL CASES FILED

<u>Rank</u>	<u>Court</u>	<u>Total Cases Filed</u>	<u>Percentage of Total</u>	<u>FY 1977 Rank</u>
1	Court 10	17,708	16.0%	1
2	Court 7	17,421	15.7%	3
3	Court 11	14,967	13.5%	2
4	Court 3	11,039	10.0%	5
5	Court 15	9,794	8.8%	4
6	Court 2	8,826	8.0%	6
7	Court 4	7,715	7.0%	7
8	Court 13	5,656	5.1%	8
9	Court 6	4,307	3.9%	9
10	Court 12*	3,904	3.5%	16
11	Court 9	3,814	3.4%	11
12	Court 14	3,526	-	10
13	Court 8	2,375	2.1%	12
14	Court 1	1,775	1.6%	14
15	Court 5	1,478	1.3%	13
16	Court 1A	<u>Inactive</u>	-	15
	TOTALS**	110,779	100.0%	

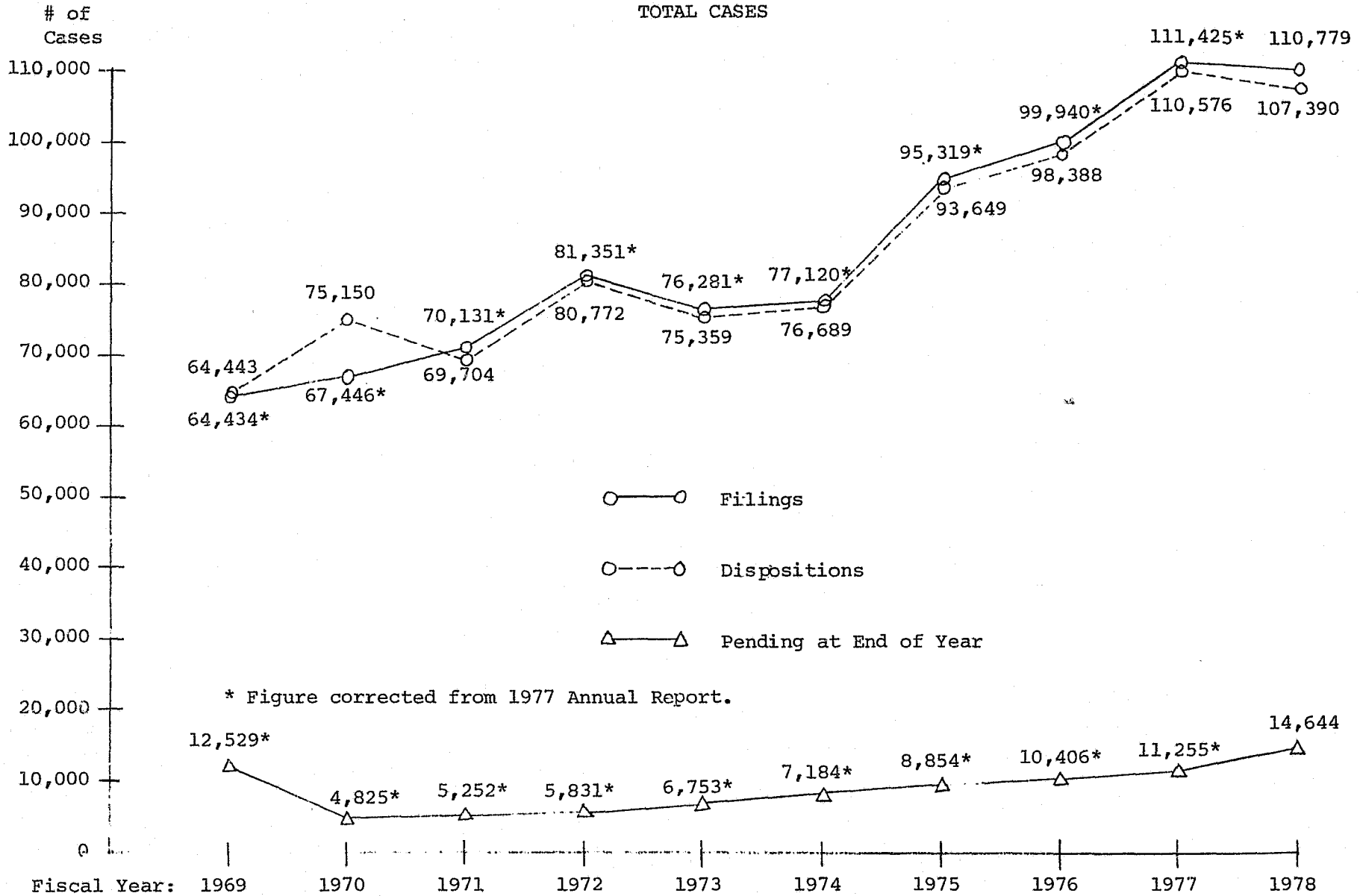
\* Court 12 activated on August 15, 1977.

\*\* Totals do not include Court 14 cases which were already included in totals of other courts.

Source: Administrative Office of the Courts

JUSTICE OF THE PEACE COURTS

10-YEAR WORKLOAD TREND  
TOTAL CASES

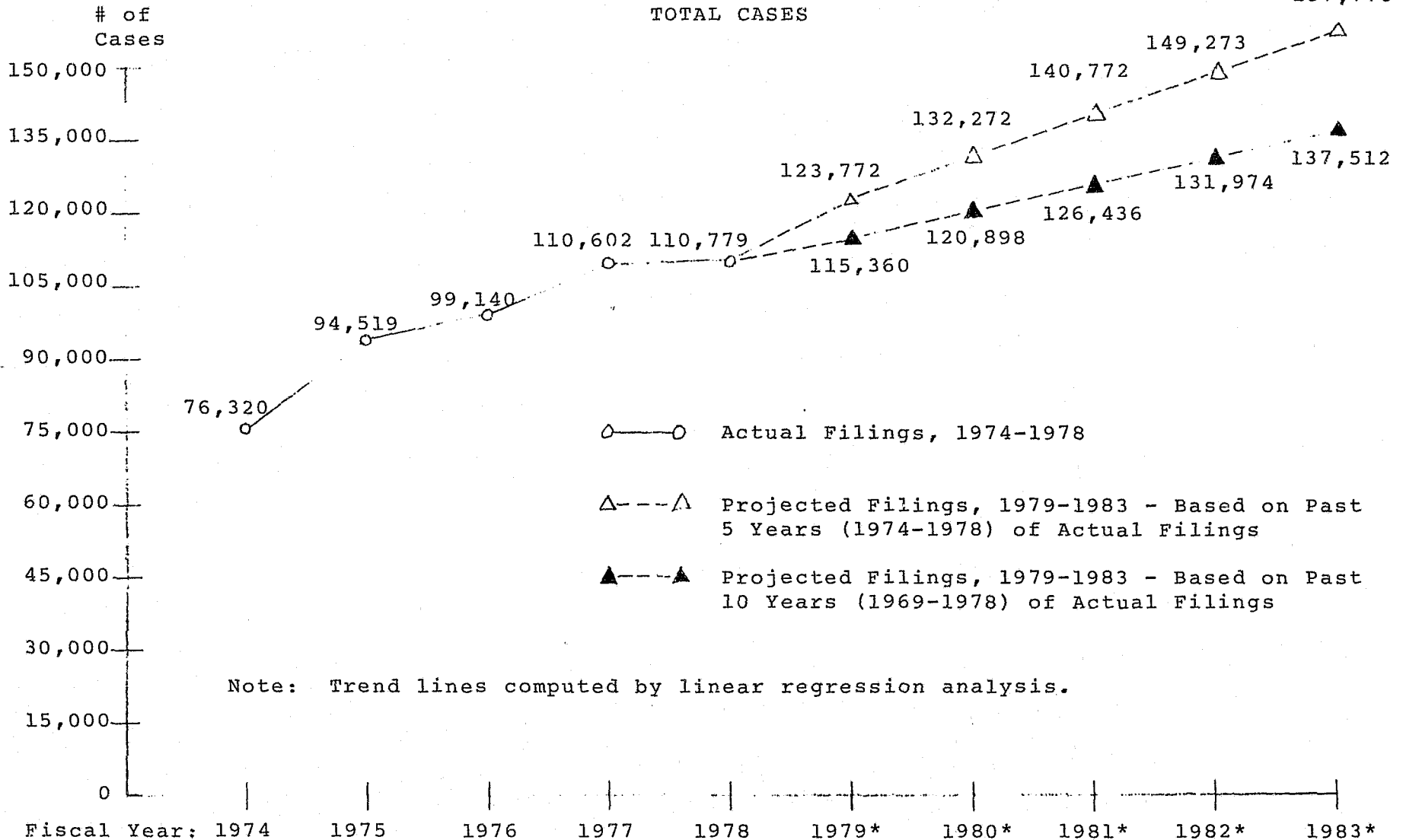


\* Figure corrected from 1977 Annual Report.

Source: Administrative Office of the Courts

JUSTICE OF THE PEACE COURTS

5-YEAR WORKLOAD TREND  
TOTAL CASES



Note: Trend lines computed by linear regression analysis.

\* Projected

Source: Administrative Office of the Courts

SUMMARY OF JUSTICE OF THE PEACE COURTS BUDGET

Budget Code: 02-13-000

BUDGET CATEGORY	FISCAL YEAR 1977 ACTUAL DISBURSEMENT	FISCAL YEAR 1978 ACTUAL DISBURSEMENT	FISCAL YEAR 1979 BUDGET	FISCAL YEAR 1980 REQUEST
Salaries: 1)Magistrates	\$ 670,175.46	\$ 651,900.00	\$ 676,000.00	\$ 689,000.00
2)Employees	1,111,679.49	1,132,900.00	1,226,700.00	1,328,300.00
Employment Costs	4,276.69	2,500.00	396,500.00	410,300.00
Personal Services	3,831.92	4,200.00	7,000.00	13,200.00
Travel	70,131.68	61,900.00	68,200.00	73,700.00
Contractual Services	183,893.21	185,300.00	226,400.00	232,800.00
Supplies and Materials	34,344.10	34,500.00	37,800.00	42,100.00
Capital Outlay	10,507.31	20,800.00	25,400.00	36,100.00
GRAND TOTAL	\$2,088,839.96	\$2,094,000.00	\$2,664,000.00	\$2,825,500.00

Note: Figures include federal funds and other funds (if any) as well as State general funds.

**Alderman's  
Courts**



ALDERMAN'S COURTSLegal Authorization

Alderman's Courts are authorized by the town charters of their respective towns.

Geographic Organization

Alderman's Courts have jurisdiction within their own town limits only. There are 14 Alderman's Courts currently active, plus another 3 courts which were not active during FY 1978 but which have been active in the recent past. When a town is without a court or an alderman for any period of time, its cases are transferred to the nearest Justice of the Peace Court.

Legal Jurisdiction

The jurisdiction of an Alderman's Court is limited to minor misdemeanors, traffic offenses, parking violations, and minor civil matters. The specific jurisdiction of each court again varies with the town charter (which is approved by the state legislature). Many courts handle only traffic and parking violations; only 4 handle a high number of criminal cases. Harrington's court handles primarily civil cases. Appeals are taken de novo to Superior Court within 15 days of the trial.

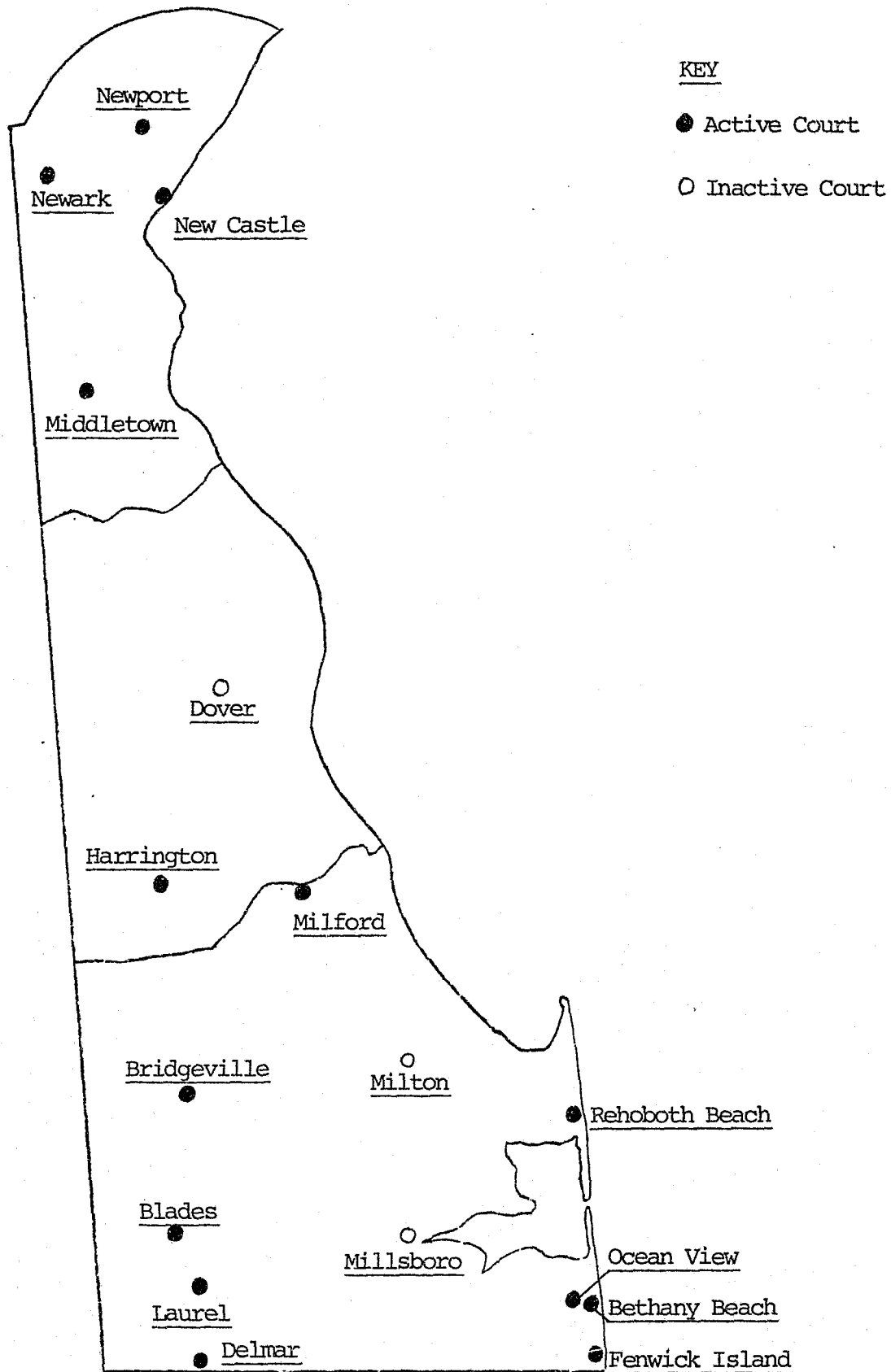
Aldermen

The selection, number, tenure, and qualifications of aldermen are determined by the towns themselves. Some require lawyers; others choose ordinary citizens. A few aldermen serve full-time, but most are part-time judges. In New Castle the mayor serves as judge of their court.

Caseload Trend

FY 1978 was the third year during which complete workload statistics were collected. All 14 courts active during FY 1977 remained active in FY 1978, and no new courts were activated. 12 of the 14 courts active experienced increases ranging from 2% to 211%; only Newport and Fenwick Island declined in workload, the former by 21% and the latter by 27%. Overall, the total number of cases heard by aldermen in Delaware rose by over 1,200 - an 88% increase. Most Sussex County courts continue to have extremely seasonal fluctuations in their caseloads.

ALDERMAN'S COURTS IN DELAWARE



ALDERMAN'S COURTS

<u>Court</u>	<u>Location</u>	<u>Hours Open During Week</u>	<u>Total Hours Open Per Week</u>	<u>Jurisdiction</u>
<u>New Castle County</u>				
Court 39	Middletown	Tu 5-6PM	1	Criminal & Traffic
Court 40	Newark	M-F 4:30PM until all cases are disposed of; W 8:30AM until all cases are disposed of	Varies	Criminal & Traffic
Court 41	New Castle	Tu 7:30PM until all cases are disposed of	Varies	Traffic
Court 42	Newport	M-F 3:30-5PM	7½	Traffic
<u>Kent County</u>				
Court 38	Dover	Inactive		
Court 45	Harrington	No Set Time Schedule	Varies	Criminal, Traffic & Civil
<u>Sussex County</u>				
Court 31	Bethany Beach	M,W,Sat 8:30-9:30AM; W 7-8PM; F 7-7:50PM; Sun 5:30-6:30PM	6	Criminal & Traffic
Court 48	Blades	W 1-4PM; W 7-9PM; Sat 1-4PM	8	Criminal & Traffic
Court 32	Bridgeville	M,Sat 11AM-5PM; Tu 3-9PM; Th 9AM-5PM; F 11AM-9PM	36	Criminal & Traffic
Court 33	Delmar	F 7-9PM	2	Criminal & Traffic
Court 34	Fenwick Island	No Set Time Schedule	Varies	Criminal & Traffic
Court 35	Laurel	Tu-W 4:30-9:30PM; F 4:30-9:30PM or 6-11PM	15	Criminal & Traffic
Court 36	Milford	M,Th 8:30-11:30AM; M,Th 4:30-8:30PM; W,F 8-10AM; W 5-8PM; F-Sat 6-8PM; Sat 1-4PM	23	Criminal & Traffic
Court 44	Millsboro	Inactive		
Court 46	Milton	Inactive		
Court 43	Ocean View	No Set Time Schedule	Varies	Traffic
Court 37	Rehoboth Beach	No Set Time Schedule	Varies	Criminal & Traffic

ALDERMAN'S COURTS

ALDERMEN

NEW CASTLE COUNTY

Middletown

Hon. David D. Chillas, Alderman

Newark

Hon. Vance A. Funk, III, Chief Alderman of Delaware

Hon. Richard E. Franta, Deputy

New Castle

Hon. John F. Klingmeyer, Mayor

Newport

Hon. Joseph A. Palermo, Alderman

KENT COUNTY

Harrington

Hon. Anna R. Hampton, Alderman

Hon. Lawrence Price, Alternate

SUSSEX COUNTY

Bethany Beach

Hon. J. Joseph Tansey, Alderman

Hon. Harold Button Barber, Assistant

Blades

Hon. Harvey W. Lee, Alderman

Vacant, Alternate

Bridgeville

Hon. Virgil L. Kinder, Alderman

Delmar

Hon. Charles S. Riley, Alderman

Hon. Robert Martin, Assistant

Fenwick Island

Hon. Richard A. Barton, Deputy Chief Alderman  
of Delaware

Hon. Alfred D. Spinner, Alternate

Laurel

Hon. Edward Walmsley, Jr., Alderman

Milford

Hon. Ralph F. Henderlong, Alderman

Ocean View

Hon. Marilyn F. Denny, Alderman

Rehoboth Beach

Hon. George H. Wilson, Alderman

Hon. Phillip Kay, Assistant

ALDERMAN'S COURTS

SUPPORT PERSONNEL

NEW CASTLE COUNTY

MIDDLETOWN  
Alderman's Court #39  
P.O. Box 227  
216 North Broad Street  
Middletown, DE 19709  
(378-2711)

None

NEWARK  
Alderman's Court #40  
220 Elkton Road  
P.O. Box 390  
Newark, DE 19711  
(366-7028, 366-7029)

Chief Clerk  
Margaret B. Nelson

Clerk Typists  
Janet L. Donovan (Federally Funded)  
Kathlene R. Lloyd

NEW CASTLE  
Mayor's Traffic Court  
220 Delaware Street  
P.O. Box 7  
New Castle, DE 19720  
(328-4804)

Court Clerk  
Denise Burns

KENT COUNTY

DOVER  
Alderman's Court #38  
Inactive

HARRINGTON  
Alderman's Court #45  
City Hall  
103 Fleming Street  
Harrington, DE 19952  
(398-3772, 398-3530)

None

SUSSEX COUNTY

BETHANY BEACH  
Alderman's Court #31  
P.O. Box 33  
Bethany Beach, DE 19930  
(539-8011)

None

BLADES  
Alderman's Court #48  
P.O. Box 691  
Blades, DE 19973  
(629-7329, 629-7366)

Town Clerk  
Yvonne Wallace

BRIDGEVILLE  
Alderman's Court #32  
200 Railroad Avenue  
Bridgeville, DE 19933  
(337-8302, 337-7371)

None

DELMAR  
Alderman's Court #33  
107-A Lincoln Avenue  
Delmar, DE 19940  
(846-2664)

None

ALDERMAN'S COURTS

SUPPORT PERSONNEL (CONTINUED)

NEW CASTLE COUNTY

NEWPORT  
Alderman's Court #42  
205 North Marshall Street  
P.O. Box 2053  
Newport  
Wilmington, DE 19804  
(998-2707)

Court Clerks  
Anthony Carbone  
Jennifer Palmer

KENT COUNTY

SUSSEX COUNTY

FENWICK ISLAND  
Alderman's Court #34  
Town Hall  
Fenwick Island, DE 19944  
(539-3011)

Court Clerk  
Connie Toomey

LAUREL  
Alderman's Court #35  
P.O. Box 210  
Laurel, DE 19956  
(875-2855)

Court Clerk  
Linda Walmsley

MILFORD  
Alderman's Court #36  
2 South Washington Street  
Milford, DE 19963  
(422-7782)

None

MILLSBORO  
Alderman's Court #44  
Inactive

ALDERMAN'S COURTS

SUPPORT PERSONNEL (CONTINUED)

NEW CASTLE COUNTY

KENT COUNTY

SUSSEX COUNTY

MILTON  
Alderman's Court #46  
Inactive

OCEAN VIEW  
Alderman's Court #43  
Oakwood Avenue  
Ocean View, DE 19970  
(539-9797)

None

REHOBOTH BEACH  
Alderman's Court #37  
P.O. Box C  
Rehoboth Beach, DE 19971  
(227-7917)

None

ALDERMAN'S COURTS  
FISCAL YEAR 1978  
DISPOSITIONS - MONEY COLLECTED

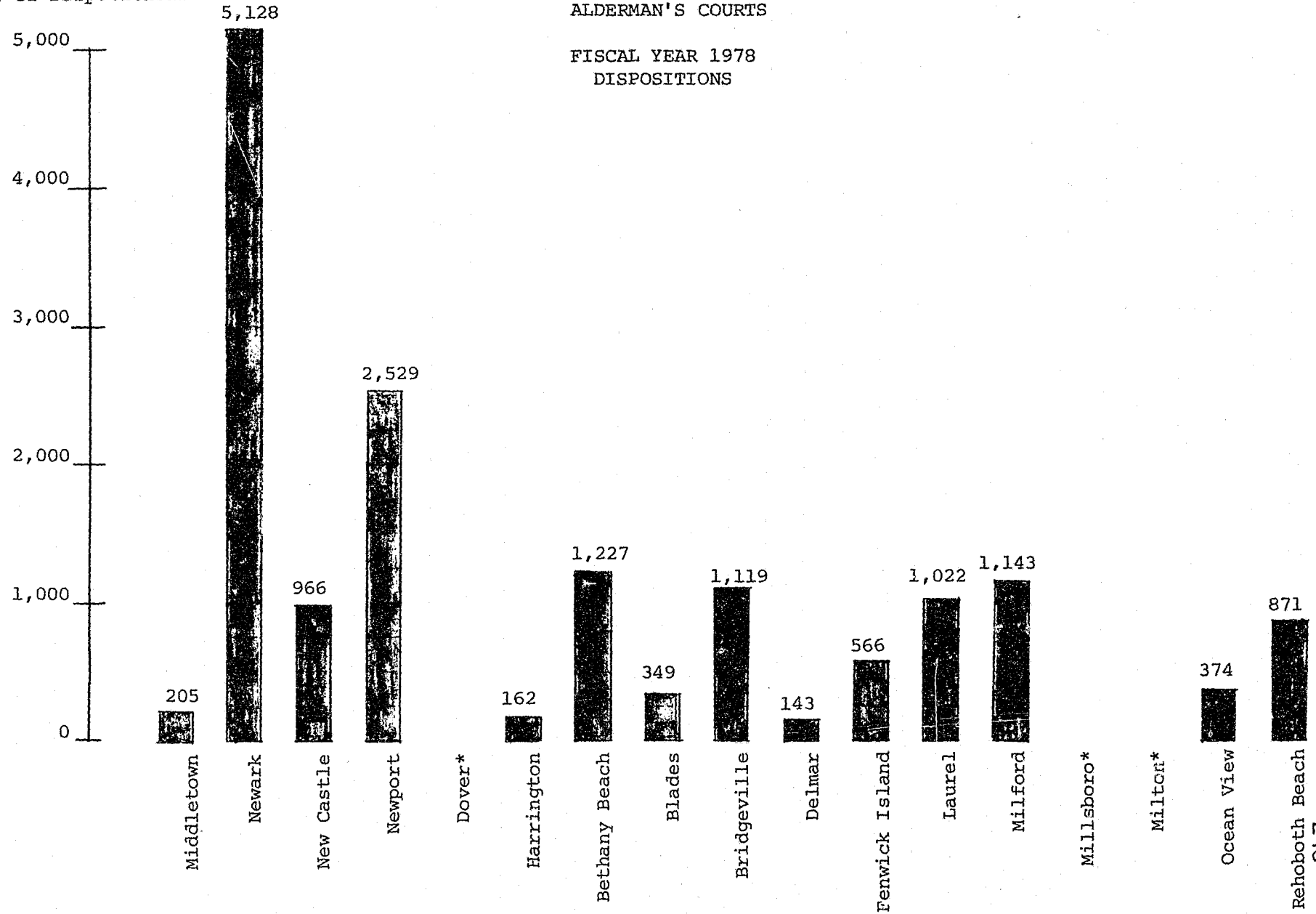
	Number of Dispositions*			Total	Amount of Fines and Costs Collected
	Criminal	Traffic	Other		
<u>New Castle</u>					
Middletown**	4	201	0	205	\$ 6,043.70
Newark	468	4,535	125	5,128	199,887.40
New Castle	0	966	0	966	20,252.70
Newport	0	2,529	0	2,529	77,661.00
<u>Kent</u>					
Dover	Inactive				
Harrington	0	0	162	162	4,467.65#
<u>Sussex</u>					
Bethany Beach	7	1,191	29	1,227	36,136.50
Blades	1	348	0	349	10,142.50
Bridgeville	15	1,104	0	1,119	49,424.92
Delmar	10	131	2	143	4,357.50
Fenwick Island	32	508	26	566	21,774.65
Laurel##	198	809	15	1,022	25,903.50
Milford	239	822	82	1,143	16,161.96
Millsboro	Inactive				
Milton	Inactive				
Ocean View	0	369	5	374	11,549.50
Rehoboth Beach	351	520	0	871	20,188.74
TOTALS	1,325	14,033	446	15,804	\$503,952.22
Percentage of Total:	8.4%	88.8%	2.8%	100.0%	

- \* The unit of count in Alderman's Courts is the charge. For example a defendant with 3 charges disposed of would be counted as 3 dispositions.
- \*\* Inactive from August through December, 1977.
- # Information not available for July through December, 1977.
- ## Information not available for August, 1977.

Source: Administrative Office of the Courts



# of Dispositions



\*Inactive.

Source: Administrative Office of the Courts

ALDERMAN'S COURTS  
FISCAL YEAR 1978  
RANKINGS IN ORDER OF TOTAL DISPOSITIONS

<u>Rank</u>	<u>Court</u>	<u>Total Number of Dispositions*</u>	<u>Percentage of Total</u>	<u>FY 1977 Rank</u>
1	Newark	5,128	32.4%	1
2	Newport	2,529	16.0%	2
3	Bethany Beach	1,227	7.8%	8
4	Milford	1,143	7.2%	9
5	Bridgeville	1,119	7.1%	3
6	Laurel**	1,022	6.5%	4
7	New Castle	966	6.1%	7
8	Rehoboth Beach	871	5.5%	5
9	Fenwick Island	566	3.6%	6
10	Ocean View	374	2.4%	10
11	Blades	349	2.2%	11
12	Middletown#	205	1.3%	12
13	Harrington	162	1.0%	13
14	Delmar	143	0.9%	14
15(tie)	Dover	Inactive	-	15(tie)
15(tie)	Millsboro	Inactive	-	15(tie)
15(tie)	Milton	Inactive	-	15(tie)
	TOTALS	15,804	100.0%	

\* The unit of count in Alderman's Courts is the charge. For example, a defendant with 3 charges disposed of would be counted as 3 dispositions.

\*\* Information not available for August, 1977.

# Inactive from August through December, 1977.

*Source: Administrative Office of the Courts*

ALDERMAN'S COURTS  
COMPARISON - FISCAL YEARS 1977-1978  
DISPOSITIONS\*

<u>Court</u>	<u>1977</u>	<u>1978</u>	<u>Change</u>	<u>% Change</u>
<u>New Castle</u>				
Middletown**	198	205	+ 7	+ 3.5%
Newark	4,774	5,128	+ 354	+ 7.4%
New Castle	719	966	+ 247	+ 34.4%
Newport	3,195	2,529	- 666	- 20.8%
<u>Kent</u>				
Dover	Inactive	Inactive	-	-
Harrington	104	162	+ 58	+ 55.8%
<u>Sussex</u>				
Bethany Beach	606	1,227	+ 621	+102.4%
Blades	297	349	+ 52	+ 17.5%
Bridgeville	1,101	1,119	+ 18	+ 1.6%
Delmar#	46	143	+ 97	+210.9%
Fenwick Island	771	566	- 205	- 26.6%
Laurel###	980	1,022	+ 42	+ 4.3%
Milford	587	1,143	+ 556	+ 94.7%
Millsboro	Inactive	Inactive	-	-
Milton	Inactive	Inactive	-	-
Ocean View	341	374	+ 33	+ 9.7%
Rehoboth Beach	806	871	+ 65	+ 8.1%
TOTALS	14,525	15,804	+1,279	+ 8.8%

\* The unit of count in Alderman's Courts is the charge. For example, a defendant with 3 charges disposed of would be counted as 3 dispositions.

\*\* Inactive from August through December, 1977.

# Delmar Alderman's Court was active for only 2 months in FY 1977.

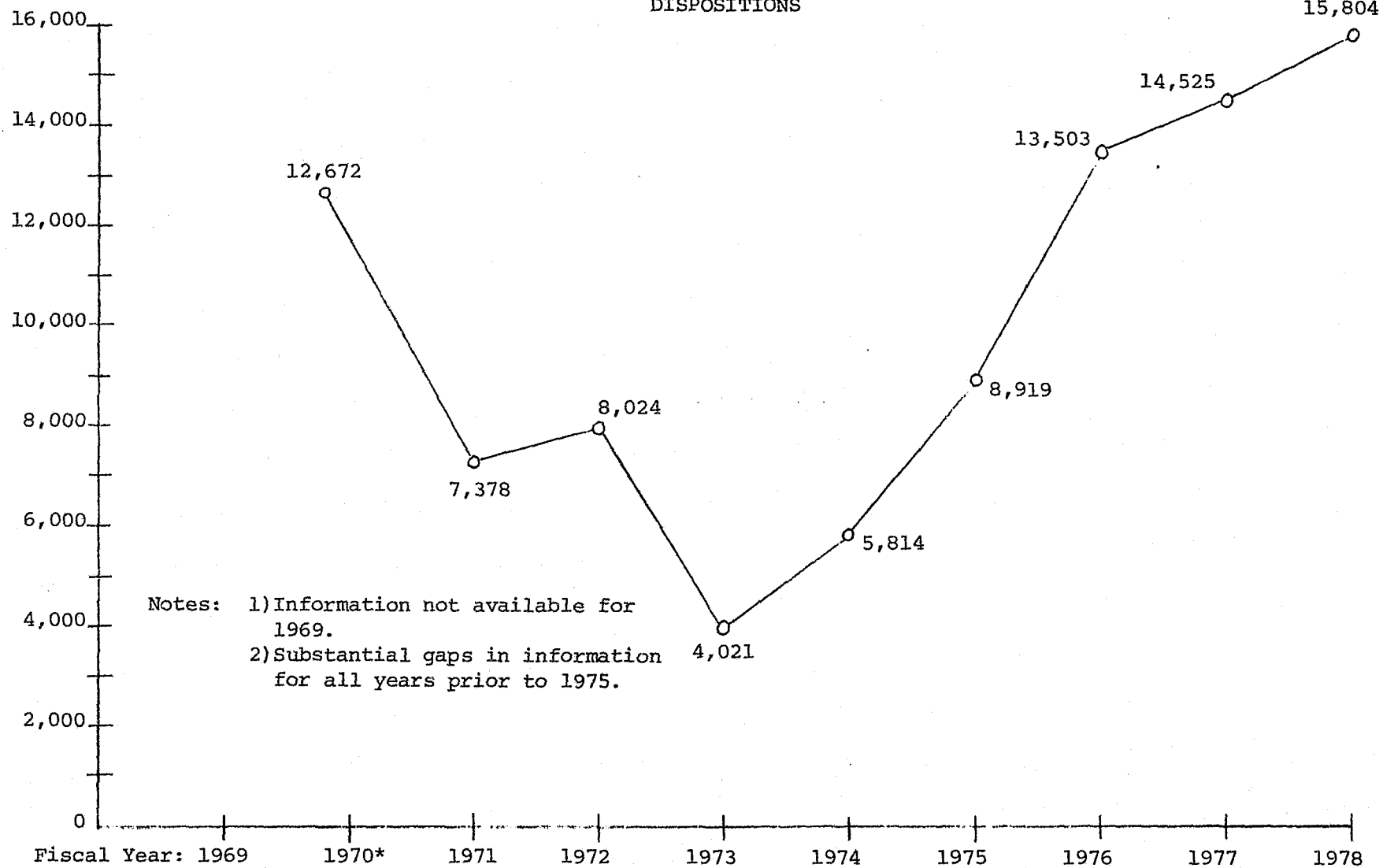
### Information not available for August, 1977.

Source: Administrative Office of the Courts

ALDERMAN'S COURTS

10-YEAR WORKLOAD TREND  
DISPOSITIONS

# of Dispositions



Notes: 1) Information not available for 1969.  
2) Substantial gaps in information for all years prior to 1975.

\*Calendar year.

Source: Administrative Office of the Courts

ALDERMAN'S AND JP COURTS IN SAME TOWN  
COMPARISON - FISCAL YEAR 1978  
DISPOSITIONS\*

<u>Court</u>	<u>Criminal</u>	<u>Traffic</u>	<u>Other</u>	<u>TOTALS</u>
<u>MIDDLETOWN</u>				
JP Court #9	N.A.	N.A.	N.A.	3,887
Alderman's Court #39**	4	201	0	205
<u>NEW CASTLE</u>				
JP Court #11	N.A.	N.A.	N.A.	15,190
Mayor's Traffic Court	0	966	0	966
<u>NEWPORT</u>				
JP Court #12¶	0	0	3,037	3,037
Alderman's Court #42	0	2,529	0	2,529
<u>HARRINGTON</u>				
JP Court #6	N.A.	N.A.	N.A.	4,439
Alderman's Court #45	0	0	162	162
<u>MILFORD</u>				
JP Court #5	N.A.	N.A.	N.A.	1,510
Alderman's Court #36	239	822	82	1,143

N.A. = Not Available

\* The unit of count in Alderman's and Justice of the Peace Courts is the charge. For example, a defendant with 3 charges disposed of would be counted as 3 dispositions.

\*\* Inactive from August through December, 1977.

¶ Activated on August 15, 1977.

Source: Administrative Office of the Courts

**Conferences,  
Committees,  
Councils,  
and  
Boards**

JUDICIAL CONFERENCE

Legal Authorization

The Judicial Conference is authorized by Supreme Court Rule 35.

Duties

The Judicial Conference studies the judicial business of the courts with a view towards improving the administration of justice in the State. The Conference also considers improvements in procedure, considers and recommends legislation, considers and implements the canons of judicial ethics, and holds symposia of the Bench and Bar.

Membership

The membership of the Conference includes the members of the Supreme Court, Court of Chancery, Superior Court, Court of Common Pleas, Family Court, and the Municipal Court of Wilmington. The Chief Justice is presiding officer of the Conference. The Director of the Administrative Office of the Courts serves as secretary for the Conference. Scheduled meetings of the Conference are held on the first Wednesdays of December and June.

## JUDICIAL PLANNING COMMITTEE

### Legal Authorization

The Judicial Planning Committee (JPC) was created by Chief Justice Daniel L. Herrmann on December 20, 1976. Authorization for the expenditure of federal funds to support planning activities of the JPC is contained in Section 203(c) of Public Law 94-503, "The Crime Control Act of 1976."

### Duties

The Judicial Planning Committee is charged with coordinating all requests for federal funds from the various courts to the Law Enforcement Assistance Administration. To this end, the JPC prepares an Annual Judicial Plan for the expenditure of such funds, and provides assistance in designing programs and preparing grant applications.

The Judicial Planning Committee's Advisory Subcommittee on Computerization has assumed the role of supervising and coordinating the ongoing computerization efforts of Delaware's court system.

### Membership

Membership of the Judicial Planning Committee is appointed by and serves at the pleasure of the Chief Justice of the Supreme Court, and includes judges from those state courts having criminal jurisdiction, plus the Attorney General and a representative from the Public Defender's Office. Current membership is as follows:

Hon. Vincent A. Bifferato, Associate Judge, Superior Court, Chairman  
Hon. Robert D. Thompson, Chief Judge, Family Court  
Hon. William C. Bradley, Jr., Resident Judge, Court of Common Pleas  
Hon. Alfred R. Fraczkowski, Chief Judge, Municipal Court  
Hon. Richard R. Wier, Jr., Attorney General  
John R. Fisher, Esq., Director, Administrative Office of the Courts  
Richard M. Baumeister, Esq., Assistant Public Defender

The position representing the Justice of the Peace Courts is currently vacant.

### Support Personnel

A Director of Planning is appointed by and serves at the pleasure of the Judicial Planning Committee. The Planner may, with the approval of the Chairman, appoint such other personnel as are necessary.



COUNCIL ON THE ADMINISTRATION OF JUSTICE

Legal Authorization

The Council on the Administration of Justice is authorized by 10 Delaware Code, §2001-2008.

Duties

The Council is charged with the continuous study of the administration of justice in the state, and of the organization, procedure, practice, rules, and methods of administration and operation of each and all the courts of the state, whether of record or not of record. The Council collects and uses statistical and other information concerning the work of the courts and makes recommendations to the Governor, the General Assembly, the courts, or the bar.

Membership

There are 15 members including the Chief Justice, the Chancellor, the President Judge of Superior Court, the Speaker of the House, the President Pro Tem of the Senate, the Minority Leaders of the House and Senate, the Attorney General, the President of the Bar Association, the President of the University of Delaware, and five non-lawyers appointed by the Governor for a term coextensive with that of the appointing Governor. Current membership is as follows:

Hon. Daniel L. Herrmann, Chief Justice, Supreme Court  
Hon. William Marvel, Chancellor, Court of Chancery  
Hon. Albert J. Stiftel, President Judge, Superior Court  
Hon. Kenneth W. Boulden, Speaker of the House of Representatives  
Hon. Richard S. Cordrey, President Pro Tempore of the Senate  
Hon. Richard Sincock, Minority Leader, House of Representatives  
Hon. Andrew G. Knox, Minority Leader, Senate  
Hon. Richard R. Wier, Jr., Attorney General  
E. A. Trabant, President, University of Delaware  
Andrew B. Kirkpatrick, Jr., Esq., President, Delaware Bar Association  
Douglas A. Van Sant, Public Member  
Kenneth N. Meyer, Public Member  
Pearl Herlihy, Public Member  
Robert D. Mitchell, Public Member  
Lindsey Greenplate, Public Member

COURT ON THE JUDICIARY

Article IV, Section 37, of the Constitution of the State of Delaware created this Court, consisting of the Chief Justice and the Associate Justices of the Supreme Court, the Chancellor, and the President Judge of the Superior Court.

Any judicial officer appointed by the Governor may be censured, removed, or retired by the Court on the Judiciary for willful misconduct in office, willful and persistent failure to perform duties, commission of an offense involving moral turpitude, other misconduct in violation of the Canons of Judicial Ethics, or permanent mental or physical disability interfering with the proper performance of these duties.

No censure, removal, or retirement will be effective until the judicial officer has been served with written charges and has had the opportunity to be heard in accordance with due process of law.

The Court on the Judiciary has the power to:

- (a) summon witnesses to appear and testify under oath and to compel production of other evidence, and
- (b) adopt rules establishing procedures for the investigation and trial of a judicial officer.

**Projects  
Supported  
by  
Federal  
Funds**

PROJECTS SUPPORTED BY FEDERAL FUNDS

During the past fiscal year, Delaware Courts received continued support in the effort to improve the criminal justice system from the Delaware Criminal Justice Planning Commission (DCJPC), which is the state criminal justice planning agency (SPA) that administers the Law Enforcement Assistance Administration (LEAA) block grant allocation.

LEAA block grant funds were expended for the following purposes:

1. To offer an In-State Criminal Law Seminar. This subgrant provided funds to enable the American Bar Association Standards and Goals Implementation Committee to develop materials and conduct a seminar on the ABA Standards and Goals. This seminar focused on new court rules and rule changes in the various State courts.
2. To employ a Detentioner Reporter. This was a continuation of a subgrant which provided a person to collect data and produce reports on detentioners and prisoners awaiting criminal trial.
3. To employ a Courts Data Analyst. This was a continuation of a subgrant which provided the services of a person to support the Director of the Administrative Office of the Courts in making management decisions based upon statistical information. The Courts Data Analyst was primarily responsible for the development of statistics for the Annual Report of the Delaware Judiciary.
4. To provide Computer Terminals for the Courts. LEAA funds enabled the courts to rent 5 computer terminals for the courts, 2 in Superior Court, 1 in Family Court, and 2 in the Justice of the Peace Courts. The terminals enabled these courts to access the state's automated criminal justice information system, which provides computerized criminal histories to aid the courts in bail and sentencing decisions.
5. To provide Personnel for the Presentence Office. This subgrant enabled the Superior Court Presentence Office to continue to employ a Presentence Officer and 3 clerk typists to respond to the increasing demand for the timely production of presentence reports.
6. To employ an Administrative Assistant to the Criminal Office Judge. This subgrant enabled Superior Court to continue to employ an Administrative Assistant whose primary responsibilities were to provide the Criminal Office Judge with the means to coordinate the efforts of the Case Scheduling Office with the available Judges and Courtrooms and to provide information to assist in "pre-trying" complex criminal trials.
7. To employ a Coordinator of Referral Services. This subgrant enabled the Family Court to continue to employ a person to refer juveniles charged for the first time with a minor crime to non-correctional facilities.

## PROJECTS SUPPORTED BY FEDERAL FUNDS (CONTINUED)

8. To maintain the Detentioner Project. This subgrant enabled the Family Court to continue to employ 4 persons who supervised juveniles in the Court Detention Center while awaiting a hearing and screened Bridge House detainees for possible release to their families prior to Court hearing.
9. To establish an Arbitration Hearing Unit. This new subgrant aided Family Court in establishing an Arbitration Unit. Federal funds add a hearing officer, 2 interview officers, and a clerk-typist to 4 state-funded personnel (2 hearing officers and 2 interview officers). The Arbitration Unit seeks to provide an arbitration mechanism for those first and second time offender juveniles and adults charged with misdemeanors, in order to divert defendants from further court involvement while still satisfying complainants and victims.
10. To provide a Case Coordinator. This subgrant enabled the Municipal Court to continue to employ the Case Coordinator, whose primary responsibility was to reduce the number of continuances in bringing cases to preliminary hearing or trial.
11. To provide Magistrates with Continuing Education. This grant provided orientation for newly appointed magistrates and ongoing education for all Justices of the Peace. The program was administered by the Delaware Law School.
12. To provide Recording Equipment. Federal funds supplied all Justice of the Peace Courts with audio recording equipment made necessary by a Supreme Court opinion requiring the tape recording of pleas and certain other procedures in the Justice of the Peace Courts.

Other federally funded programs were as follows:

1. Delaware Justice Information System (DELJIS)  
Two systems analysts have been assigned to work with the Courts in the development of the courts module of the overall DELJIS program. One analyst is dedicated to the information system for family and juvenile matters and is assigned to Family Court; the second analyst is working on information requirements for adult criminal matters and is assigned to the Administrative Office of the Courts. The current design work is federally funded from LEAA under the Offender Based Transaction Statistics/Computerized Criminal Histories (OBTS/CCH) component of the Comprehensive Data Systems (CDS) program.
2. State Judicial Information System (SJIS)  
LEAA has provided the Delaware Judiciary with a discretionary grant to aid in the development of its information system. This grant contains the money to purchase a minicomputer and supporting software to house the courts system, plus funds to hire a consultant to design the civil portion of the system for all the courts.
3. Judicial Planning Committee  
The Judicial Planning Committee (JPC) was created by Chief Justice

Daniel L. Herrmann during December, 1976 in accordance with the provisions of PL 94-503, which reauthorized LEAA for a period of three years. The Chief Justice appointed the Honorable Vincent A. Bifferato, Associate Judge of Superior Court, to serve as Chairman. In addition, judges from each of the various courts were appointed along with the Attorney General, a representative of the Public Defender's Office, and the Director of the Administrative Office of the Courts. The mission of the JPC is to plan for the improvement of the Delaware Courts, which includes planning for the utilization of federal block grant monies received through the Delaware Criminal Justice Planning Commission. The Reauthorization Act also provides funds to each participating state for the purpose of employing a professional planning staff, which must produce an Annual Judicial Plan and meet whatever additional federal requirements exist in order to ensure compliance with the Act.

4. Public Guardian Caseworkers

The Public Guardian was able to hire two social workers to supplement his staff using federal Title XX, Social Security Act funds administered by the State Division of Social Services. The additional staff provided casework services to adults, including assessment of client needs, evaluation of client abilities, counselling, assisting clients in utilizing appropriate resources, and long-term follow up.

**Court  
Rules  
Changes**

COURT RULES CHANGES

The following additions, deletions, or amendments were made to the rules of Delaware's courts during FY 1978. This material represents a synopsis of the changes, rather than verbatim copies of the rules themselves. The changes listed are those whose effective dates were between July 1, 1977 and June 30, 1978.

Supreme Court

## RULE 10B (E) (1)

This rule, effective 12-27-77, states that private counsels appointed for public officers or state employees under this rule shall be paid for their services at the "ordinary and usual" rate for comparable cases in this jurisdiction as in accord with the rules of the Code of Professional Responsibility. When appointed counsel wishes to prosecute compulsory or permissive counter claims or cross-claims, he must obtain his client's permission to do so and shall apportion his fees accordingly. The public officer or employee represented by said counsel will be responsible for such apportioned fees and expenses unless the appointing Court otherwise orders.

## RULE 33(2)

This amendment adds to Canon 9 of the Delaware Lawyers' Code of Professional Responsibility a new disciplinary rule 9-10 (D), effective 7-1-77, which states that a lawyer shall not engage in the private practice of criminal law while holding the position of Public Defender or Assistant Public Defender. This restriction applies to associates and partners of the lawyer as well.

Court of Chancery

## RULE 3 (BB)

This rule, amended on 7-1-77, breaks court costs into the categories of civil actions, trust accounting, Chancery minor and miscellaneous, and a miscellaneous category entitled "exhibit, veterans cases, Public Guardian cases". Costs for matters not covered by the rule shall be fixed by the Court. The Court may adjust costs for good cause.

Superior Court

## CRIMINAL RULE 5 (A)

Effective 5-31-78, this rule states that an officer or any authorized individual making an arrest shall take the arrested person be-



COURT RULES CHANGES (CONTINUED)

fore the nearest available Justice of the Peace of the county in which the offense is alleged to have been committed, or before a Justice of the Peace previously designated by the Chief Justice, or before a judge of the court from which the warrant was issued in accordance with the command of the warrant. For alleged offenses within the city of Wilmington, the arrested person is to be brought before a judge of the Municipal Court. Prior to the amendment, there was no provision for going before a Justice of the Peace previously designated by the Chief Justice. If the arrest is made without a warrant, a complaint must be filed to show probable cause.

CRIMINAL RULE 35 (A)

Effective 6-8-78, this new rule deals with the preparation of the transcript for an appeal. In the case of an appeal under Supreme Court Rule 7 for any case in which there is a guilty verdict for a class A felony, or for any crime which has a mandatory minimum sentence of 3 years imprisonment, the appellant must deliver duplicate notice of appeal to the trial judge of Superior Court simultaneous with his service of notice of appeal upon the attorneys of record. The appellant shall attach to the notice of appeal a description of the portions of the proceedings he determines to be relevant for purposes of the appeal, so that the trial judge may determine which portions of the proceedings to include in the transcript. The appellant must clearly state in the description the reasons why such portions of the proceeding are relevant for purposes of the appeal.

If the trial judge is unavailable due to absence or disability, the notice of appeal shall be delivered to the criminal office judge. Should he also be unavailable, the notice of appeal is to be delivered to any Superior Court judge sitting in the county in which the case was tried.

CRIMINAL RULE 35 (B)

As of 9-12-77, the Court can reduce a sentence within 60 days of its imposition, or within 60 days of receipt of a mandate affirming judgment or dismissing an appeal, writ of error, or writ of certiorari. The reduction of sentence may occur after the 60 day limit only if application for such reduction is made within the 60 day limit. Formerly, the time limit was 4 months for reduction of sentence.

CIVIL RULE 64.1

Effective 4-5-78, Civil Rule 64.1 now states that save those cases when a Rule to Show Cause is required by statute, any matter brought before the court by Rule to Show Cause is to be initiated by motion after a complaint or petition has been filed and may be presented ex parte in regards to any person who has not appeared in the case. This requirement was not present in the former Rule 64.1.

A Rule to Show Cause may only be issued where required by statute. The order must give the return date and time, and the respondent

## COURT RULES CHANGES (CONTINUED)

must answer or plea before that time. The Order also shall state whether a hearing upon the Rule will be held on the return date, and if not, what action the Court expects to be taken.

## FORM 29

As of 4-15-78, this newly adopted form must be used for orders for hearings to determine if relief should be granted. The form shall give the time of the hearing and explain the proper action to be taken if one wishes to oppose the granting of the relief.

Family Court

## RULE 140

This rule states that the Court may enter an interim order upon motion or request of any party following the filing of a petition or information, or upon the Court's own motion after notice to all parties. Where emergency circumstances exist, the Court may enter the order without notifying all parties. These orders may include the complete physical, mental, psychological, or psychiatric examination of any person within the Court's jurisdiction.

The Court will hear all motions for emergency relief and other interim relief. Application for such relief must include an affidavit clarifying the situation and stating the type of relief sought. Only in abnormal circumstances will oral testimony be permitted on applications for emergency or other interim relief. The previous rule did not make clear what information was desired on the affidavits.

## RULE 460

This rule, newly adopted 1-1-78, lists the information required in an original petition for divorce or annulment. The Clerk will not accept a petition lacking the required information without prior approval of the Court.

## RULE 461

Rule 461, adopted 1-1-78, deals with scheduling of hearings. Contested divorce and annulment proceedings shall be heard at a time scheduled by the Court. Uncontested divorces and annulment proceedings shall be heard each Thursday in each county at a time set by the Court. The Court may set a different divorce day prior to any regular divorce day. All motions will be heard at a time scheduled by the Court.

To schedule a contested case for a hearing, either party may notify the Clerk in writing, with notice to opposing counsel, that the

## COURT RULES CHANGES (CONTINUED)

case is ready for trial and that a hearing is requested. The Court will schedule the case and give notice of the time and date of the hearing to each attorney, or to any party not represented by counsel.

To schedule an uncontested case for a hearing on a regular divorce day, the attorney for the petitioner shall notify the Clerk in writing at least 7 days in advance of the day he proposes. A copy of the notice must be given to the respondent's attorney or, if the respondent is not represented, but an answer has been filed, to the respondent.

## RULE 462

This rule, adopted 1-1-78, deals with ancillary matters. Applications for hearing of incidental or collateral matters must be made by letter to the Clerk, with a copy to opposing counsel, no later than the date of the divorce. In the case of division of property or alimony hearings, the parties and/or attorneys shall exchange information, if ordered by the Court, at least 2 days before the hearing or pre-trial conference.

The information required in a letter application or information exchange is listed in this rule.

## RULE 463

Adopted 1-1-78, this rule covers joinder of actions. It states that prayers for alimony, property division, counsel fees and other ancillary relief as specified by statute may be included in the petition for divorce or annulment, if appropriate to the action. However, prayers for custody, visitation, or support of children must be the subject of a separate petition.

## RULE 464

Rule 464 states that if any action is pending with no proceedings having taken place in the past 12 months, the Clerk of the Court shall, at the end of the one year, send a notice to the parties notifying them that the action will be dismissed by the Court unless proceedings begin within 30 days. If there are no proceedings initiated within thirty days after the mailing of the notice, the action shall be dismissed by the Court for lack of prosecution. Such action may also be dismissed at any time for want of prosecution by motion of any party. This rule was adopted on 1-1-78.

## RULE 465

This new rule established, as of 1-1-78, a schedule of costs for action in Family Court. The rule also states that the Court may order a party to pay or reimburse some or all of the costs to the other party.

## COURT RULES CHANGES (CONTINUED)

## RULE 466

This new rule states that after the filing of a petition for divorce or annulment, jurisdiction may be acquired over respondent by any of the methods provided by statute. Pursuant to statute, jurisdiction may be acquired over respondent by issuance of a summons and service of documents by a process server or other deputy designated by the Chief Judge. The rule was adopted 1-1-78.

Court of Common Pleas

## CRIMINAL RULE 37

This rule, effective 10-1-77, states that appeals to Superior Court from the Court of Common Pleas are to be governed by the rules of Superior Court.

Court on the Judiciary

## RULE 3(C)

Effective 5-2-78, Rule 3(C) was amended to require that an investigation be completed in each case, including those in which the complaint has been withdrawn.

## RULE 3(D)

Rule 3(D) was amended on 5-2-78 to include mention that failure by the judicial officer concerned to comply with the committee's request for written response for more than 15 days after the second request may be deemed to be an admission of the facts alleged in the complaint, unless the failure to respond is explained adequately.

The Delaware Lawyers' Code of Professional Responsibility

## CANON 2

Effective November 22, 1977, the major changes in this canon occur in DR2-101, which deals with publicity. Guidelines are set for admissible advertising practices for lawyers, including what information a lawyer may publicize and what his obligations are. Information that is admissible for use in legal advertising includes relevant qualifications (such as educational background and work experience) plus a statement of costs. Additional acceptable information such as military service and membership in fraternal orders is delineated. A new section of the canon states that once a lawyer advertises his fee in

COURT RULES CHANGES (CONTINUED)

a publication, he is obligated to honor that fee for 30 days or until the next issue of the publication, whichever comes later. These changes provide the first comprehensive list as to what is acceptable information for use in legal advertising.

# Legislation

LEGISLATIONHouse of Representatives

## HOUSE BILL 303

This bill makes amendments to the Delaware Code in sections referring to the custody, care, and treatment of delinquent, neglected and dependent children. The terms "delinquent child", "dependent child", "neglected child", and "family", are redefined.

The bill also makes changes in the disposition of "status offenders". A police officer may take into custody a child he believes to be dependent, neglected, or delinquent. An officer must notify the child's custodian, and should the custodian be unable to locate or to provide adequate care for the child or to accept the child, and if the child is not charged with a delinquent act, the Division of Social Services will be responsible for further pursuing the custodian or providing for the child in some facility appropriate for children. In the past, the child would have been taken directly before the Family Court. The child shall not be placed with delinquent children. The Division of Social Services shall release the child to the custodian's care or, if necessary, file with the Court a petition for custody alleging dependency or neglect. Should the child be charged with a delinquent act, the child shall go before the Court for a disposition. Police will file with the Court a sworn complaint alleging delinquency with a report explaining this belief.

The definition of endangering the welfare of a child is amended by adding the encouragement or assistance to a child to run away from his parents, guardians, or custodians, or the knowing illegal harboring of a child who has run away from home to the statute.

Family Court's jurisdiction is amended to include instances where:

- 1) A member of a family alleges (previously only a husband, wife or other adult family member could so allege) that another family member is imperiling any family relationship by his actions, and petitions the Court for appropriate relief; or
- 2) The Division of Social Services or a licensed youth service agency alleges that the conduct of a child, parents, custodian or any family member imperils any family relationship or serves to the disadvantage of a child, and petitions the Court for appropriate relief.

House Bill 303 was signed into law on 6/20/78 and became effective 90 days later (9/18/78).

## HOUSE BILL 468

This bill prohibits sexual exploitation of children and material depicting children engaging in sexual activity. Sexual ex-

## LEGISLATION (CONTINUED)

exploitation of a child is classified as a Class B felony. The bill also prohibits dealing in materials depicting a child engaging in a sexual act, and establishes the offense as a Class C felony. A repeat offender of the prohibition against sexual exploitation of children is to be charged with a Class B felony. A repeat offender of unlawful dealing in such materials is subject to life imprisonment. HB 468 was signed into law on 7/20/77.

## HOUSE BILL 484

This bill transfers jurisdiction over preliminary hearings in felony cases from the Justice of the Peace Courts to the Court of Common Pleas. Hearings are to be conducted in accordance with the Rules of Criminal Procedure of the latter court. The bill became law on 6/26/78.

## HOUSE BILL 528

This bill, which was enacted 6/27/78, deals with divorce and annulment actions as described in Title 13, Chapter 15. It serves to redefine such terms as "separation" and also to clarify the circumstances required in order to file a petition for divorce.

## HOUSE BILL 551

This bill creates a new §2737, Title 25, labeled "Discharge of lien on payment into court or entry of security". This act insures that in a case which a mechanic's lien is filed, the defendant can have the lien removed by putting up security. This enables the person who has been sued to carry on business in a normal manner, and at the same time protects the plaintiff. This act was signed on 5/16/78.

## HOUSE BILL 581

This bill, signed into law on 8/8/78, raises the number of Justices on the Supreme Court from three to five. It also provides that three of the Justices must be of one major political party while two Justices must be of the other major political party.

## HOUSE BILL 660

House Bill 660, enacted 5/9/78, redefines the manner of disposition of fees received by the Court of Common Pleas. The bill states that all monies received by the Court are to be paid to the State Treasurer (as heretofore) except those provided by statute. Title 10, §1308(b) now requires all sheriff's costs and fees collected by the Court to be paid to the county treasurer or county



## LEGISLATION (CONTINUED)

department of finance for distribution to the sheriff upon presentation of an itemized, verified account.

## HOUSE BILL 769

This bill states that any person who drives on a public street or highway without having received a license or without having had a valid license reinstated after a period of suspension, revocation, or license denial shall be fined from \$50 to \$200 for the first offense and shall be fined from \$100 to \$500 and/or subject to imprisonment for up to six months for each subsequent offense. Any person who drives on a public street or highway in a class of motor vehicle for which he is not licensed or drives with an expired license shall be fined from \$10 to \$100 for the first offense and from \$25 to \$100 for each subsequent offense. HB 759 became effective 6/23/78.

## HOUSE BILL 1098

This bill, which became effective on 7/11/78, deals with refusal by an individual who has been arrested for driving under the influence to submit to a chemical test. Any individual who fails to submit to a test shall have his license revoked for 1 year (an increase from the previous statute's 6 months). An individual has 14 days from the date he is notified of the intended revocation to demand a hearing before the Secretary of Transportation. For the revocation to be upheld, the hearing must find that the police officer had reasonable grounds for arrest, the person was placed under arrest before being requested to take the chemical test, the officer informed the person that refusal to take the test would lead to the revocation of his license, and that the person did in fact refuse to take the test.

Penalty for conviction for driving under the influence is automatic license revocation for 1 year. The bill also offers a new alternative to the other penalties previously prescribed (fines and/or imprisonment) for driving under the influence. First offenders may now complete a course of instruction and/or a rehabilitation program for a period of not more than 6 months and pay a fine of not more than \$200. For subsequent offenses occurring within 5 years of the last offense, a person shall spend not more than 15 months in a rehabilitation program and pay a fine of not more than \$500. After 30 days have elapsed since an individual's conviction, the Secretary of Transportation may grant a conditional license to initial offenders if they have completed 8 hours of such course work and paid all costs.

## LEGISLATION (CONTINUED)

## HOUSE BILL 1102

This bill, enacted 9/15/78, increases the number of Family Court Judges from 11 to 12 and requires that there be an equal number of judges from each of the major political parties.

## HOUSE JOINT RESOLUTION 68

House Joint Resolution 68, signed 6/13/78, creates a Judicial Pension Reform Committee, consisting of 9 members: 2 appointed by the President Pro Tempore of the Senate, 2 appointed by the Speaker of the House, 2 appointed by the Chief Justice, and 3 appointed by the Governor.

The Judicial Pension Reform Committee is responsible for recommending to the General Assembly and to the Governor realistic reforms in the nature of benefits payable to members of the Judiciary from the State Judiciary Retirement Fund, and reasonable adjustments in the level and manner of contributions made to the fund by members of the Judiciary.

Senate

## SENATE BILL 159

This bill, enacted 1/31/78, states that a person convicted before an Alderman or Mayor has the right to appeal to Superior Court only if a sentence of at least one month imprisonment and/or a fine of at least \$100 is imposed. Formerly, all convictions were appealable. The bill also states that in all criminal cases in which the accused has the right to have his case transferred to the Court of Common Pleas, the Mayor or Alderman must advise the accused of that right to transfer before he can legally try the case.

## SENATE BILL 161

As of 1/31/78, this bill serves to exempt the City of Newark from the statutory regulations of Title 11, §5303, which grants the accused the right to have his case transferred to the Court of Common Pleas in all criminal cases scheduled to be tried by a Magistrate, an Alderman, or a Mayor and where there may be a period of incarceration imposed.

## SENATE BILL 223

Senate Bill 223, signed into law 6/29/78, amends the Delaware Code so as to permit Family Court to commit an 18 year old person

## LEGISLATION (CONTINUED)

to the custody of the Department of Corrections even though he was charged while a juvenile. He may remain committed to the custody of the Department of Corrections until his 19th birthday.

## SENATE BILL 291

Senate Bill 291 transfers jurisdiction over simple possession of marijuana from Superior Court to Municipal Court (in the City of Wilmington) and the Court of Common Pleas (elsewhere in the state). This bill was signed into law on 5/5/78.

## SENATE BILL 306

Senate Bill 306, signed on 7/14/77, extended the reversion date from 6/30/77 to 6/30/78 for monies from the capital investment fund used to finance restoration of the old Sussex County Courthouse.

## SENATE BILL 455

This measure, enacted 7/8/78, provides a supplemental appropriation of \$225.05 to the Justice of the Peace Courts to correct a salary underpayment caused by a promotion.

## SENATE BILL 471

Effective 7/11/78, this bill lowers, from 21 to 18, the minimum age required for a merchant, store supervisor, agent, or employee of the merchant to be able to detain a person who he suspects was shoplifting without fear of civil or criminal liability for such detention.

## SENATE BILL 502

This bill provides a supplemental appropriation of \$6,800 to the Justice of the Peace Courts for casual and seasonal salaries and wages. It was signed on 6/19/78.

## SENATE SUBSTITUTE 1 FOR SENATE BILL 552

Senate Substitute No. 1 for Senate Bill 552, signed 6/30/78, provides a supplemental appropriation to the judicial branch in the amount of \$110,113 for the purpose of providing additional operating funds for FY 1978.