

Va. Dept. of Corrections

Adults and
Children Under
Community
Supervision

1979

Va. Dept. of Corrections

67056

NCJRS

APR 15 1980

ACQUISITIONS

Virginia - ^x Adults and
Children Under
Community
Supervision
1979

^x VIRGINIA DEPARTMENT OF CORRECTIONS
Division of Program Development and Evaluation
Research and Reporting Unit

Virginia Department of Corrections

Terrell Don Hutto, DIRECTOR

Herbert A. Parr
EXECUTIVE ASSISTANT DIRECTOR

Carlton B. Bolte
DIVISION OF COMMUNITY
AND PREVENTION SERVICES

Frank Mueller
DIVISION OF CAPITAL OUTLAY
AND MAINTENANCE



Robert M. Landon
DIVISION OF INSTITUTIONAL SERVICES

William E. Weddington
DIVISION OF PROGRAM
DEVELOPMENT AND EVALUATION

Robert E. Zukowski
DIVISION OF FINANCE

P. O. Box 26963
Richmond, Virginia 23261

P R E F A C E

The information in this publication was compiled by the Research and Reporting Unit, Division of Program Development and Evaluation. The data concerning court service units was supplied by the information system administered by the Evaluation and Monitoring Unit of the Division of Program Development and Evaluation. The data concerning adults under supervision of Probation and Parole officers was supplied by the Division of Community and Prevention Services.

All questions or remarks concerning this publication should be addressed to:

DEPARTMENT OF CORRECTIONS

Research and Reporting Unit

P. O. Box 26963

Richmond, Virginia 23261

(804) 257-1974

TABLE OF CONTENTS

| | |
|-------------------------|---|
| County/City Index | 1 |
|-------------------------|---|

VIRGINIA COURT SERVICE UNITS

| | |
|---|---|
| Narrative Analysis of Children and Families Under Supervision of Virginia Court Service Units | 4 |
|---|---|

| | |
|--|---|
| Chart 1 -- Services Provided by Court Service Units Fiscal Year Ending June 30, 1979 | 7 |
|--|---|

| | |
|--|---|
| Chart 2 -- Juvenile Probation Cases Closed During Fiscal Year 1979 | 8 |
|--|---|

| | |
|------------------------|---|
| Regional Summary | 9 |
|------------------------|---|

Statistical Tables

| | |
|------------------------------|----|
| Region I Western | 11 |
| Region II Central | 23 |
| Region III Northern | 33 |
| Region IV East Central | 47 |
| Region V Southeast | 58 |

PROBATION/PAROLE DISTRICTS

| | |
|---|----|
| Narrative Analysis of Adults Under Supervision of Division of Community and Prevention Services | 76 |
|---|----|

| | |
|------------------------|----|
| Regional Summary | 78 |
|------------------------|----|

| | |
|--|----|
| Chart 3 -- Cases Received and Removed from the Supervision of Probation and Parole Offices During Fiscal Year 1979 | 70 |
|--|----|

| | |
|--|----|
| Chart 4 -- Regional Summary of Adults Remaining Under Supervision -- Division of Community and Prevention Services, Fiscal Year Ending June 30, 1979 | 80 |
|--|----|

| | |
|---|----|
| Probation/Parole/Pardon Workload for Fiscal Year 1979 | 81 |
|---|----|

Statistical Tables

| | |
|------------------------------|-----|
| Region I Western | 82 |
| Region II Central | 88 |
| Region III Northern | 97 |
| Region IV East Central | 105 |
| Region V Southeast | 111 |

INDEX OF LOCALITIES

| COUNTY | JUVENILE COURT SERVICE WORKLOAD DATA | ADULT PROBATION/PAROLE WORKLOAD DATA* |
|------------------------|--|---|
| | Page | Page |
| ACCOMACK | 61 | 113 |
| ALBEMARLE | 25 | 89 |
| ALLEGHANY | 13 | 82 |
| AMELIA | 49 | 107 |
| AMHERST | 31 | 90 |
| APPOMATTOX | 23 | 94 |
| ARLINGTON | 36 | 97 |
| AUGUSTA | 13 | 82 |
| BATH | 13 | 82 |
| BEDFORD | 31 | 92 |
| BLAND | 19 | 84 |
| BOTETOURT | 13 | 83 |
| BRUNSWICK | 69 | 119 |
| BUCHANAN | 19 | 86 |
| BUCKINGHAM | 23 | 94 |
| CAMPBELL | 31 | 90 |
| CAROLINE | 33 | 99 |
| CARROLL | 15 | 84 |
| CHARLES CITY | 47 | 110 |
| CHARLOTTE | 23 | 94 |
| CHESTERFIELD | 51 | 108 |
| CLARKE | 43 | 98 |
| CRAIG | 13 | 83 |
| CULPEPER | 25 | 95 |
| CUMBERLAND | 23 | 94 |
| DICKENSON | 19 | 86 |
| DINWIDDIE | 49 | 107 |
| ESSEX | 33 | 102 |
| FAIRFAX | 39 | 101 |
| FAUQUIER | 41 | 100 |
| FLOYD | 15 | 87 |
| FLUVANNA | 25 | 89 |
| FRANKLIN | 29 | 96 |
| FREDERICK | 43 | 98 |
| GILES | 19 | 84 |
| GLOUCESTER | 47 | 106 |
| GOOCHLAND | 25 | 89 |
| GRAYSON | 15 | 84 |
| GREENE | 25 | 95 |
| GREENSVILLE | 69 | 119 |

| COUNTY | JUVENILE COURT SERVICE WORKLOAD DATA | ADULT PROBATION/PAROLE WORKLOAD DATA* |
|--------------------------|--|---|
| | Page | Page |
| HALIFAX | 23 | 88 |
| HANOVER | 33 | 99 |
| HENRICO | 56 | 109 |
| HENRY | 27 | 93 |
| HIGHLAND | 13 | 82 |
| ISLE OF WIGHT | 67 | 114 |
| JAMES CITY | 47 | 110 |
| KING GEORGE | 33 | 99 |
| KING & QUEEN | 47 | 106 |
| KING WILLIAM | 47 | 106 |
| LANCASTER | 33 | 102 |
| LEE | 21 | 86 |
| LOUDOUN | 41 | 100 |
| LOUISA | 25 | 89 |
| LUNENBURG | 23 | 88 |
| MADISON | 25 | 95 |
| MATHEWS | 47 | 106 |
| MECKLENBURG | 23 | 88 |
| MIDDLESEX | 47 | 106 |
| MONTGOMERY | 15 | 87 |
| NANSEMOND | | 114 |
| NELSON | 31 | 90 |
| NEW KENT | 47 | 110 |
| NORTHAMPTON | 61 | 113 |
| NORTHUMBERLAND | 33 | 102 |
| NOTTOWAY | 49 | 107 |
| ORANGE | 25 | 95 |
| PAGE | 43 | 98 |
| PATRICK | 27 | 93 |
| PITTSYLVANIA | 29 | 91 |
| POWHATAN | 49 | 107 |
| PRINCE EDWARD | 23 | 94 |
| PRINCE GEORGE | 69 | 119 |
| PRINCE WILLIAM | 45 | 103 |
| PULASKI | 15 | 84 |
| RAPPAHANNOCK | 41 | 100 |
| RICHMOND | 33 | 102 |
| ROANOKE | 11 | 83 |
| ROCKBRIDGE | 13 | 82 |
| ROCKINGHAM | 43 | 82 |

INDEX OF LOCALITIES

(Continued)

| COUNTY | JUVENILE COURT SERVICE WORKLOAD DATA | ADULT PROBATION/PAROLE WORKLOAD DATA* | CITY | JUVENILE COURT SERVICE WORKLOAD DATA | ADULT PROBATION/PAROLE WORKLOAD DATA* |
|----------------------------|--|---|--------------------------|--|---|
| | Page | Page | | Page | Page |
| RUSSELL | 19 | 85 | FAIRFAX | 39 | 101 |
| SCOTT | 21 | 86 | FALLS CHURCH | 39 | 101 |
| SHENANDOAH | 43 | 98 | FRANKLIN | 67 | 114 |
| SMYTH | 17 | 85 | FREDERICKSBURG | 33 | 99 |
| SOUTHAMPTON | 67 | 114 | GALAX | 15 | 84 |
| SPOTSYLVANIA | 33 | 99 | HAMPTON | 74 | 117 |
| STAFFORD | 33 | 99 | HARRISONBURG | 43 | 82 |
| SURRY | 69 | 119 | HOPEWELL | 69 | 119 |
| SUSSEX | 69 | 119 | LEXINGTON | 13 | 82 |
| TAZEWELL | 19 | 84 | LYNCHBURG | 31 | 90 |
| WARREN | 43 | 98 | MANASSAS | 45 | 103 |
| WASHINGTON | 17 | 85 | MANASSAS PARK | 45 | 103 |
| WESTMORELAND | 33 | 102 | MARTINSVILLE | 27 | 93 |
| WISE | 21 | 86 | NEWPORT NEWS | 72 | 115 |
| WYTHE | 15 | 84 | NORFOLK | 66 | 111 |
| YORK | 47 | 110 | NORTON | 21 | 86 |
| CITY | | | PETERSBURG | 49 | 107 |
| ALEXANDRIA | 38 | 104 | POQUOSON | 47 | 110 |
| BEDFORD | 31 | 92 | PORTSMOUTH | 64 | 112 |
| BRISTOL | 17 | 85 | RADFORD | 15 | 87 |
| BUENA VISTA | 13 | 82 | RICHMOND | 54 | 105 |
| CHARLOTTESVILLE | 25 | 89 | ROANOKE | 11 | 83 |
| CHESAPEAKE | 58 | 118 | SALEM | 11 | 83 |
| CLIFTON FORGE | 13 | 82 | SOUTH BOSTON | 23 | 88 |
| COLLINSVILLE | | 93 | STAUNTON | 13 | 82 |
| COLONIAL HEIGHTS | 51 | 108 | SUFFOLK | 67 | 114 |
| COVINGTON | 13 | 82 | VIRGINIA BEACH | 60 | 116 |
| CULPEPER | | 95 | WAYNESBORO | 31 | 82 |
| DANVILLE | 29 | 91 | WILLIAMSBURG | 47 | 110 |
| EMPORIA | 69 | 119 | WINCHESTER | 43 | 98 |

*Probation/Parole Workload Data is consolidated by district and not available by individual community.

EXPLANATION OF WORKLOAD STATISTICS

The data in this statistical report reflect the workload of the juvenile court service units and the adult probation and parole offices. The workload of these units does not only include the caseload of persons under supervision but also measures the other services delivered by the units to their clients.

It is not appropriate to draw comparisons between the individual districts within the juvenile or adult systems or to compare the juvenile workload to the adult workload.

The services provided by the court service units and the probation/parole offices are impacted by the needs of their locality. The workload can not be considered comparable between the localities because of the divergent demands of the individual communities. The variation in workload is affected by the level and type of requests received from the court, the geography and the size of the district and the levels of supervision required by the individual clients. The standards, definitions, and reporting procedures are also not the same for court service units and the probation/parole offices.

CHILDREN AND FAMILIES UNDER SUPERVISION OF VIRGINIA COURT SERVICE UNITS
FISCAL YEAR ENDING JUNE 30, 1979

This report represents the Juvenile Court Service Workload for the Commonwealth of Virginia in fiscal year 1979. Since this report covers fiscal year 1979, totals are reported in the new regional format established after the reorganization of the Department of Corrections.

INTAKE

During fiscal 1979 there were 97,529 Intake Cases referred to Court Service Units. Intake Cases accounted for 72.3 percent of the 134,867 total services completed in fiscal 1979.

In comparing regional totals, Region V (Southeast) received the greatest number of Intake Referrals, accounting for 26,890 intakes or 27.6 percent of all Intake Referrals for fiscal 1979. Region III (Northern) was second in Intake Referrals, accounting for 25,303 or 25.9 percent of all such referrals. Region I (Western) was third in Intake Referrals, with 16,922, while Region II (Central) had the fewest referrals, accounting for only 14,175 intakes or 14.5 percent of the total intake workload.

TRANSFER REPORTS

Transfer Reports are ordered on individuals fifteen years of age or older who have been charged with certain felonies. The report is used to determine if an individual should be transferred to Circuit Court for trial as an adult.

There were 1,673 Transfer Reports completed in fiscal 1979. The above reports represent 8.3 percent of the 20,249 reports (Social History, Transfer, Addendum, and Foster Care) completed by the Court Service Units.

In examining regional totals, Region V (Southeast) completed the most Transfer Reports in fiscal 1979, accounting for 591 reports or 35.3 percent of all such reports. Region IV (East Central) had the second largest number of Transfer Report completions with 479 or 28.6 percent of all such reports. Region III (Northern) had the fewest number of Transfer Reports with only 166 or 9.9 percent of the total Transfer Reports completed.

SOCIAL HISTORY REPORTS

When requested by the Judge prior to court disposition, a comprehensive study of the child's social history and environment is made. The Court Service Unit, according to Standards adopted by the State Board of Corrections, must complete a Social History Report on any child placed on supervision. As a result, the number of Social History Reports represents all children receiving supervision for a period of over three months.

Social History Reports accounted for 60.9 percent of all reports completed by Court Service Units in fiscal 1979. There were 12,339 Social History Reports completed this fiscal year.

In comparing regional totals, Region V (Southeast) completed the largest number of Social History Reports, accounting for 4,242 or 34.4 percent of all Social History Report completions. Region III (Northern) was second in completions, accounting for 2,990 Social History Report completions or 24.2 percent of all Social History Reports. Region II (Central) had the fewest completions of Social History Reports, with 1,414 reports.

ADDENDUM REPORTS

Addendum Reports are short reports sent to the court, concerning Social History updates, or any other short report or progress report made for the court's use.

In fiscal 1979 there were 4,327 Addendum Reports submitted to the courts. The above represents 21.4 percent of all the reports completed by the Court Service Units during the fiscal year.

In comparing regional totals, Region V (Southeast) completed the largest number of Addendum Reports in fiscal 1979, accounting for 1,490 reports. Region IV (East Central) was second in reporting, with 1,004 Addendum Reports.

FOSTER CARE REPORTS

Section 16.1 - 282 of the Code of Virginia requires a yearly court review of each child in a foster care placement. When upon order of the Judge, the Court Service Unit assists in this review, they report and receive credit for this service.

There were 1,910 Foster Care Reports submitted to the courts in fiscal 1979. The above figure represents only 9.4 percent of all reports completed by the Court Service Units during the fiscal year.

In the regional analysis, Region V (Southeast) had the largest number of Foster Care Reports submitted to the courts, accounting for 745 reports or 39.0 percent of all Foster Care Reports completed during the fiscal year. Region I (Western) was second in reporting with 452 Foster Care Reports.

PROBATION SUPERVISION CASES

Juvenile Probation/Supervision comprised 12,085 cases or 95.5 percent of all Probation/Supervision cases completed in fiscal 1979. Adult Probation/Supervision accounted for the remaining 567 cases completed or 4.5 percent of all Probation/Supervision cases completed. The combined total of Juvenile and Adult Probation/Supervision cases completed comprised 12,652 or 9.4 percent of the total workload of 134,867 cases and reports completed in fiscal year 1979.

Official Juvenile Probation cases completed in fiscal 1979 accounted for 7,988 cases or 66.1 percent of all juvenile cases, while the remaining 4,097 juvenile cases completed had been under Unofficial Supervision. Official Adult Probation cases completed accounted for 388 cases or 68.4 percent of the total Adult Probation cases completed, while Unofficial Adult Supervision accounted for only 179 cases or 31.6 percent of all Adult Probation/Supervision cases completed. There were 6,628 Official and 986 Unofficial Juvenile cases carried over to fiscal 1980 and only 205 Official and 36 Unofficial Adult cases carried over.

In comparing regional totals, Region V (Southeast) accounted for the largest number of completions, with 3,820 Juvenile Probation/Supervision cases and 232 Adult Probation/Supervision cases. Southeast's Juvenile and Adult completions combined represented 32.0 percent of all Probation/Supervision cases completed in fiscal 1979. Southeast also accounted for the largest number of cases carried over, with 2,396 Juvenile and 109 Adult Probation/Supervision cases. Region III (Northern) had the second largest number of cases completed with 3,370 Juvenile and 120 Adult Probation/Supervision cases completed and 2,077 Juvenile and 86 Adult Probation/Supervision cases carried over to fiscal 1980.

CHILDREN RELEASED FROM STATE CARE

Reports submitted by the Court Service Units indicate that during fiscal 1979 there were 526 children released from the direct care of the Virginia Department of Corrections. There were 1,169 children still in the direct care of the Department, who were carried over into fiscal 1980.

In comparing regional totals, Region III (Northern) was the leader in children released from direct care, releasing 192 children from direct State care in fiscal 1979. Region V (Southeast) was the leader in the number of children in direct care carried over into fiscal 1980, carrying 384 children. Southeast also had the second largest number of children released from direct care, accounting for 105 releases.

FAMILY COUNSELING

All families of children in direct care of the Department of Corrections are contacted and provided services if needed while their children are under State care. Family Counseling is also provided for families of children on Aftercare Supervision and is also available for families of children on Probation or involved in other juvenile and domestic relations cases. During fiscal 1979 there were 3,120 families released from Family Counseling Services. There were 1,345 families carried over into fiscal 1980 for counseling services.

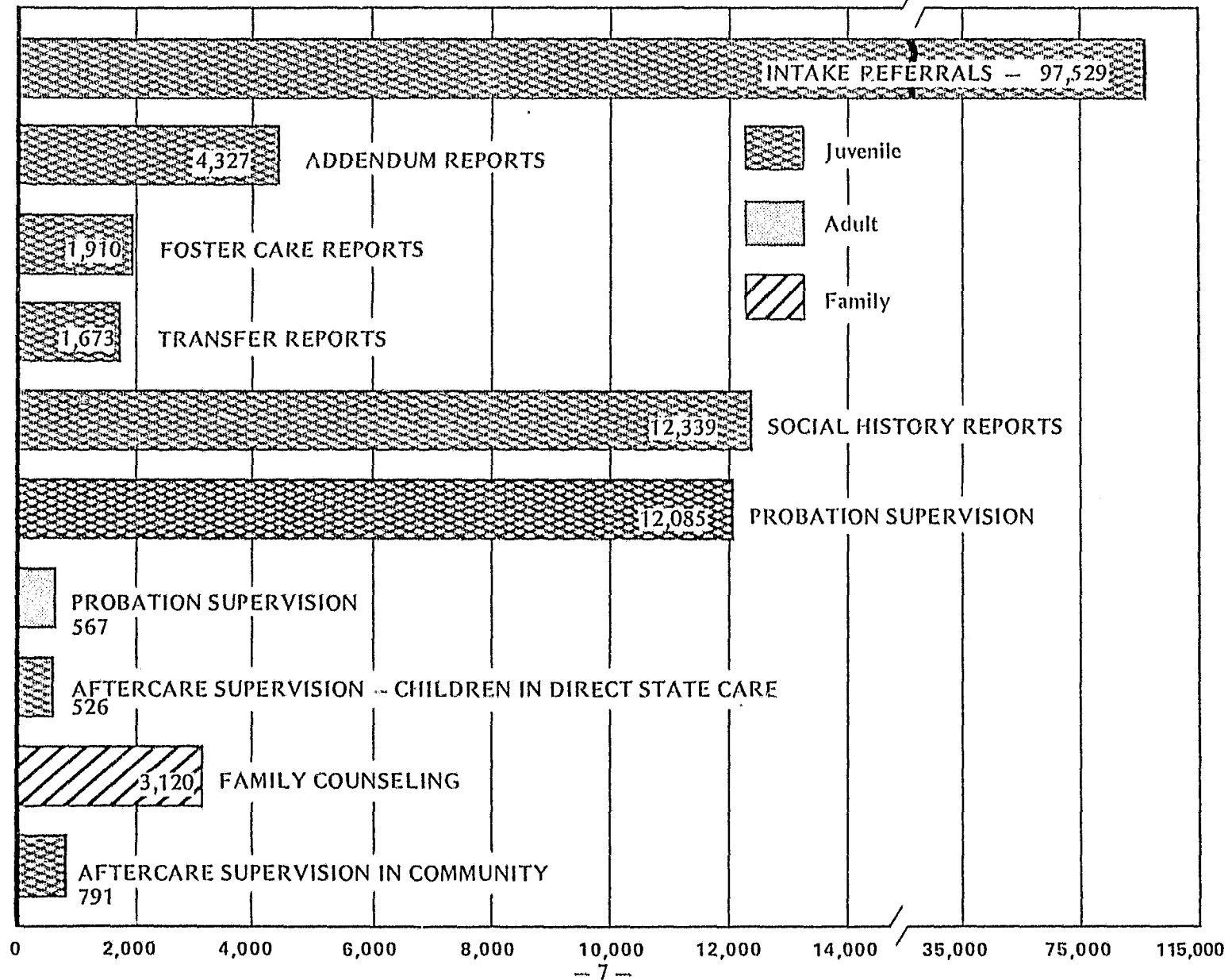
In comparing regional totals, Region V (Southeast) was the leader in families released from counseling services, accounting for 1,084 releases. Southeast also had the largest number of Family Counseling Cases carried over into fiscal 1980, carrying 471 cases. Region IV (East Central) had the second largest number of families released from counseling during the fiscal year, accounting for 923 releases. East Central was also second in Family Counseling Cases carried over into fiscal 1980, carrying 449 cases.

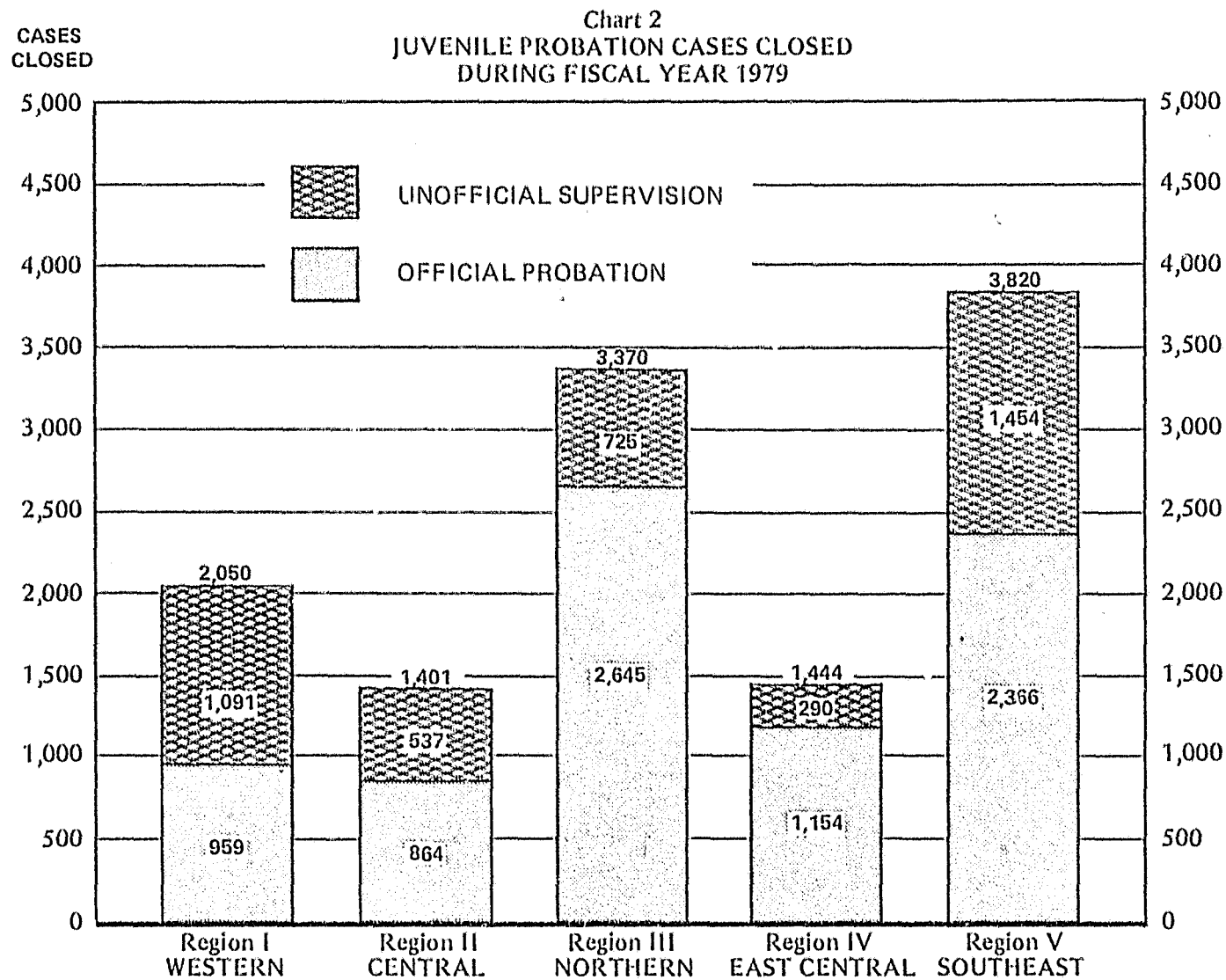
CHILDREN RELEASED FROM AFTERCARE SUPERVISION

There were 791 juveniles discharged from Aftercare Supervision in fiscal 1979. Juveniles carried over into fiscal 1980 under Aftercare Supervision totaled 793 cases. Aftercare Supervision discharges comprised only 0.6 percent of the services completed in fiscal 1979.

In examining the regional totals, Region III (Northern) accounted for the greatest number of discharges in fiscal 1979, with 225. Region V (Southeast) was second both in discharges and cases carried over in fiscal 1979, accounting for 213 discharges and 266 cases carried over into the next fiscal year.

Chart 1
SERVICES PROVIDED BY COURT SERVICE UNITS
FISCAL YEAR ENDING JUNE 30, 1979





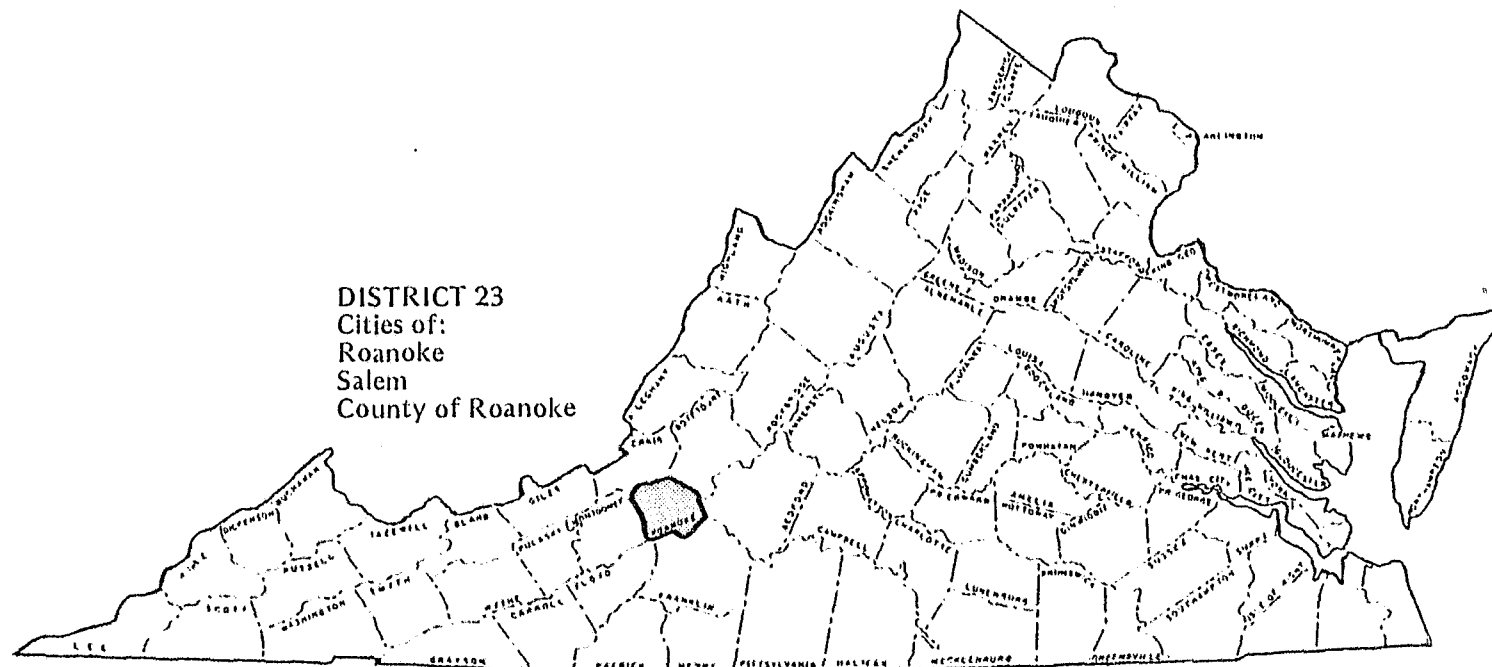
REGIONAL SUMMARY OF PERSONS
UNDER SUPERVISION OF COURT SERVICE UNITS
YEAR ENDING JUNE 30, 1979

| REGION/DISTRICT | JUVENILES UNDER SUPERVISION | | | | | | | |
|--------------------------|------------------------------|--------------------------------|------------------------------|--------------------------------|------------------------------|--------------------------------|------------------------------|--------------------------------|
| | Official Probation | | Unofficial Supervision | | Aftercare in Direct Care | | Aftercare in Community | |
| | Under Supervision 6/30/79 | Cases Completed During Year | Under Supervision 6/30/79 | Cases Completed During Year | Under Supervision 6/30/79 | Cases Completed During Year | Under Supervision 6/30/79 | Cases Completed During Year |
| REGION I - WESTERN | 1,034 | 959 | 92 | 1,091 | 166 | 57 | 90 | 86 |
| District 23 | 203 | 193 | 8 | 169 | 67 | 20 | 25 | 22 |
| District 25 | 133 | 124 | 5 | 40 | 34 | 7 | 12 | 14 |
| District 27 | 163 | 133 | 35 | 395 | 8 | 3 | 13 | 8 |
| District 28 | 179 | 209 | 0 | 0 | 25 | 11 | 14 | 13 |
| District 29 | 210 | 199 | 42 | 464 | 14 | 12 | 14 | 19 |
| District 30 | 146 | 101 | 2 | 23 | 18 | 4 | 12 | 10 |
| REGION II - CENTRAL | 680 | 864 | 54 | 537 | 160 | 116 | 90 | 118 |
| District 10 | 104 | 152 | 10 | 221 | 18 | 20 | 12 | 19 |
| District 16 | 140 | 211 | 2 | 1 | 46 | 16 | 28 | 33 |
| District 21 | 163 | 133 | 11 | 154 | 27 | 6 | 18 | 15 |
| District 22 | 102 | 140 | 4 | 38 | 35 | 46 | 16 | 13 |
| District 24 | 171 | 228 | 27 | 123 | 34 | 28 | 16 | 38 |
| REGION III - NORTHERN | 1,842 | 2,645 | 235 | 725 | 265 | 192 | 188 | 225 |
| District 15 | 319 | 348 | 26 | 93 | 56 | 9 | 31 | 43 |
| District 17 | 185 | 161 | 73 | 158 | 28 | 9 | 17 | 18 |
| District 18 | 138 | 155 | 22 | 51 | 14 | 5 | 24 | 20 |
| District 19 | 500 | 1,118 | 1 | 27 | 45 | 129 | 45 | 96 |
| District 20 | 105 | 86 | 22 | 21 | 5 | 6 | 7 | 5 |
| District 26 | 125 | 121 | 4 | 1 | 40 | 6 | 25 | 19 |
| District 31 | 470 | 656 | 87 | 374 | 77 | 28 | 39 | 24 |
| REGION IV - EAST CENTRAL | 1,103 | 1,154 | 178 | 290 | 194 | 56 | 159 | 149 |
| District 9 | 236 | 254 | 44 | 51 | 29 | 10 | 14 | 21 |
| District 11 | 218 | 211 | 27 | 31 | 37 | 2 | 31 | 30 |
| District 12 | 92 | 116 | 4 | 11 | 20 | 14 | 19 | 16 |
| District 13 | 270 | 285 | 76 | 164 | 73 | 19 | 72 | 61 |
| District 14 | 287 | 288 | 27 | 33 | 35 | 11 | 23 | 21 |
| REGION V - SOUTHEAST | 1,969 | 2,366 | 427 | 1,454 | 384 | 105 | 266 | 213 |
| District 1 | 256 | 479 | 30 | 76 | 39 | 9 | 18 | 21 |
| District 2 | 221 | 175 | 74 | 226 | 32 | 11 | 11 | 4 |
| District 2A | 36 | 59 | 6 | 33 | 12 | 7 | 2 | 14 |
| District 3 | 188 | 149 | 23 | 239 | 43 | 5 | 21 | 20 |
| District 4 | 546 | 686 | 208 | 530 | 88 | 40 | 69 | 54 |
| District 5 | 180 | 128 | 10 | 26 | 29 | 10 | 25 | 23 |
| District 6 | 105 | 86 | 22 | 46 | 24 | 10 | 17 | 16 |
| District 7 | 295 | 386 | 53 | 218 | 75 | 8 | 66 | 38 |
| District 8 | 142 | 218 | 1 | 60 | 42 | 5 | 37 | 23 |
| GRAND TOTAL | 6,628 | 7,988 | 986 | 4,097 | 1,169 | 526 | 793 | 791 |

REGIONAL SUMMARY OF PERSONS
UNDER SUPERVISION OF COURT SERVICE UNITS
YEAR ENDING JUNE 30, 1979(Continued)

| REGION/DISTRICT | ADULTS UNDER SUPERVISION | | | | FAMILY COUNSELING | | REPORTS COMPLETED DURING YEAR | | | | |
|--------------------------|------------------------------|--------------------------------|------------------------------|--------------------------------|------------------------------|--------------------------------|-------------------------------|----------------|----------|----------|-------------|
| | Official Probation | | Unofficial Supervision | | Under Supervision 6/30/79 | Cases Completed During Year | Intake | Social History | Transfer | Addendum | Foster Care |
| | Under Supervision 6/30/79 | Cases Completed During Year | Under Supervision 6/30/79 | Cases Completed During Year | | | | | | | |
| REGION I — WESTERN | 19 | 26 | 6 | 93 | 97 | 108 | 16,922 | 1,747 | 206 | 566 | 452 |
| District 23 | 13 | 17 | 3 | 80 | 20 | 30 | 5,686 | 571 | 91 | 128 | 402 |
| District 25 | 1 | 2 | 0 | 0 | 0 | 1 | 2,282 | 301 | 46 | 29 | 0 |
| District 27 | 1 | 1 | 3 | 10 | 10 | 27 | 3,640 | 383 | 27 | 43 | 1 |
| District 28 | 2 | 3 | 0 | 0 | 22 | 9 | 2,240 | 161 | 21 | 154 | 0 |
| District 29 | 2 | 3 | 0 | 3 | 18 | 26 | 2,139 | 197 | 20 | 173 | 49 |
| District 30 | 0 | 0 | 0 | 0 | 27 | 15 | 935 | 134 | 1 | 39 | 0 |
| REGION II — CENTRAL | 8 | 30 | 10 | 64 | 138 | 811 | 14,175 | 1,414 | 231 | 379 | 309 |
| District 10 | 1 | 4 | 1 | 36 | 22 | 198 | 2,772 | 230 | 21 | 40 | 0 |
| District 16 | 0 | 1 | 0 | 0 | 41 | 20 | 2,784 | 254 | 11 | 36 | 72 |
| District 21 | 2 | 1 | 1 | 6 | 30 | 30 | 1,449 | 156 | 63 | 85 | 111 |
| District 22 | 1 | 0 | 6 | 14 | 6 | 514 | 3,246 | 352 | 55 | 70 | 126 |
| District 24 | 4 | 24 | 2 | 8 | 39 | 49 | 3,924 | 422 | 81 | 148 | 0 |
| REGION III — NORTHERN | 79 | 111 | 7 | 9 | 190 | 194 | 25,303 | 2,990 | 166 | 888 | 376 |
| District 15 | 0 | 1 | 0 | 0 | 71 | 83 | 3,043 | 618 | 103 | 93 | 0 |
| District 17 | 26 | 68 | 2 | 6 | 4 | 5 | 2,379 | 470 | 0 | 24 | 22 |
| District 18 | 0 | 2 | 0 | 2 | 9 | 3 | 1,615 | 192 | 13 | 600 | 197 |
| District 19 | 16 | 0 | 0 | 0 | 1 | 64 | 10,100 | 855 | 3 | 0 | 0 |
| District 20 | 3 | 4 | 1 | 0 | 27 | 19 | 1,582 | 157 | 20 | 10 | 5 |
| District 26 | 0 | 0 | 0 | 0 | 10 | 3 | 1,741 | 161 | 10 | 52 | 152 |
| District 31 | 34 | 36 | 4 | 1 | 68 | 17 | 4,843 | 537 | 17 | 109 | 0 |
| REGION IV — EAST CENTRAL | 2 | 2 | 1 | 0 | 449 | 923 | 14,239 | 1,946 | 479 | 1,004 | 28 |
| District 9 | 0 | 0 | 1 | 0 | 109 | 200 | 1,776 | 256 | 13 | 170 | 0 |
| District 11 | 0 | 2 | 0 | 0 | 36 | 124 | 2,414 | 253 | 149 | 79 | 26 |
| District 12 | 0 | 0 | 0 | 0 | 35 | 89 | 2,937 | 500 | 18 | 43 | 0 |
| District 13 | 0 | 0 | 0 | 0 | 208 | 319 | 4,420 | 588 | 227 | 410 | 1 |
| District 14 | 2 | 0 | 0 | 0 | 61 | 191 | 2,692 | 349 | 72 | 302 | 1 |
| REGION V — SOUTHEAST | 97 | 219 | 12 | 13 | 471 | 1,084 | 26,890 | 4,242 | 591 | 1,490 | 745 |
| District 1 | 1 | 1 | 2 | 2 | 111 | 170 | 3,711 | 489 | 75 | 71 | 1 |
| District 2 | 0 | 2 | 0 | 0 | 73 | 546 | 6,270 | 710 | 17 | 2 | 0 |
| District 2A | 0 | 0 | 0 | 0 | 0 | 1 | 459 | 95 | 13 | 10 | 0 |
| District 3 | 0 | 0 | 0 | 0 | 33 | 2 | 2,020 | 334 | 33 | 19 | 0 |
| District 4 | 96 | 215 | 9 | 7 | 11 | 92 | 4,571 | 1,393 | 293 | 445 | 0 |
| District 5 | 0 | 0 | 0 | 1 | 2 | 11 | 1,446 | 181 | 45 | 178 | 411 |
| District 6 | 0 | 0 | 1 | 1 | 25 | 18 | 1,926 | 199 | 11 | 49 | 250 |
| District 7 | 0 | 1 | 0 | 1 | 140 | 194 | 3,232 | 486 | 103 | 503 | 83 |
| District 8 | 0 | 0 | 0 | 1 | 76 | 50 | 3,255 | 355 | 1 | 213 | 0 |
| GRAND TOTAL | 205 | 388 | 36 | 179 | 1,345 | 3,120 | 97,529 | 12,339 | 1,673 | 4,327 | 1,910 |

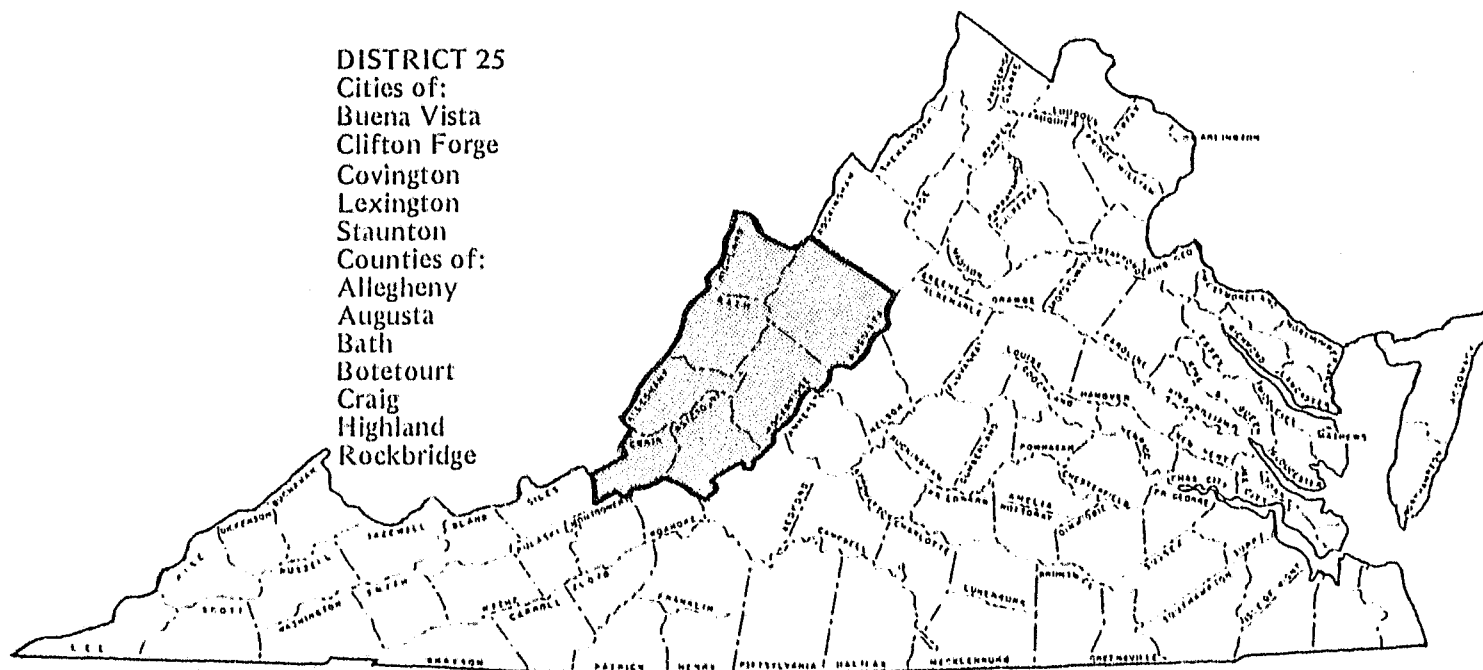
| Type of Service | ROANOKE (City) | | SALEM | | ROANOKE (County) | |
|-----------------------------|------------------------------|--------------------------------|------------------------------|--------------------------------|------------------------------|--------------------------------|
| | Under Supervision 6/30/79 | Cases Completed During Year | Under Supervision 6/30/79 | Cases Completed During Year | Under Supervision 6/30/79 | Cases Completed During Year |
| Juveniles Under Supervision | | | | | | |
| Official Probation | 122 | 108 | 29 | 8 | 52 | 77 |
| Unofficial Supervision | 6 | 30 | 0 | 17 | 2 | 122 |
| Aftercare in Direct Care | 48 | 9 | 5 | 1 | 14 | 10 |
| Aftercare in Community | 17 | 17 | 3 | 1 | 5 | 4 |
| Adults Under Supervision | | | | | | |
| Official Probation | 10 | 8 | 0 | 0 | 3 | 9 |
| Unofficial Supervision | 3 | 75 | 0 | 0 | 0 | 5 |
| Family Counseling | 3 | 5 | 0 | 0 | 17 | 25 |
| Reports | | | | | | |
| Social History | | 316 | | 69 | | 186 |
| Transfer | | 67 | | 5 | | 19 |
| Addendum | | 20 | | 26 | | 82 |
| Foster Care | | 298 | | 15 | | 89 |
| Intake Total | 3,678 | | 331 | | 1,677 | |



| | Cases Under Supervision June 30, 1979 | Cases Completed During Fiscal Year | TOTAL INTAKES: 5,686 | |
|-----------------------------|--|---------------------------------------|--|-----|
| Juveniles Under Supervision | | | Reports Completed During Fiscal Year: | |
| Official Probation | 203 | 193 | Social History | 571 |
| Unofficial Supervision | 8 | 169 | Transfer | 91 |
| Aftercare in Direct Care | 67 | 20 | Addendums | 128 |
| Aftercare in Community | 25 | 22 | Foster Care | 402 |
| Adults Under Supervision | | | Total Reports 1,192 | |
| Official Probation | 13 | 17 | | |
| Unofficial Supervision | 3 | 80 | | |
| Family Counseling | 20 | 30 | | |
| TOTAL | 339 | 531 | | |

| Type of Service | STAUNTON | | AUGUSTA | | BUENA VISTA | | CLIFTON FORGE | | HIGHLAND | | ROCKBRIDGE | |
|-----------------------------|---------------------------|-----------------------------|---------------------------|-----------------------------|---------------------------|-----------------------------|---------------------------|-----------------------------|---------------------------|-----------------------------|---------------------------|-----------------------------|
| | Under Supervision 6/30/79 | Cases Completed During Year | Under Supervision 6/30/79 | Cases Completed During Year | Under Supervision 6/30/79 | Cases Completed During Year | Under Supervision 6/30/79 | Cases Completed During Year | Under Supervision 6/30/79 | Cases Completed During Year | Under Supervision 6/30/79 | Cases Completed During Year |
| Juveniles Under Supervision | 34 | 29 | 18 | 31 | 4 | 3 | 10 | 5 | 2 | 1 | 7 | 8 |
| Official Probation | 2 | 14 | 2 | 17 | 0 | 0 | 0 | 1 | 0 | 0 | 0 | 0 |
| Unofficial Supervision | 15 | 2 | 9 | 3 | 1 | 1 | 0 | 0 | 1 | 0 | 3 | 0 |
| Aftercare in Direct Care | 5 | 5 | 3 | 5 | 0 | 0 | 1 | 2 | 0 | 0 | 2 | 1 |
| Aftercare in Community | | | | | | | | | | | | |
| Adults Under Supervision | 0 | 0 | 0 | 0 | 0 | 0 | 0 | 0 | 0 | 0 | 0 | 0 |
| Official Probation | 0 | 0 | 0 | 0 | 0 | 0 | 0 | 0 | 0 | 0 | 0 | 0 |
| Unofficial Supervision | | | | | | | | | | | | |
| Family Counseling | 0 | 0 | 0 | 0 | 0 | 0 | 0 | 0 | 0 | 0 | 0 | 0 |
| Reports | | | | | | | | | | | | |
| Social History | | 57 | | 100 | | 13 | | 11 | | 7 | | 12 |
| Transfer | | 25 | | 16 | | 0 | | 0 | | 0 | | 0 |
| Addendum | | 6 | | 5 | | 3 | | 3 | | 0 | | 3 |
| Foster Care | | 0 | | 0 | | 0 | | 0 | | 0 | | 0 |
| Intake Total | 457 | | 557 | | 109 | | 118 | | 14 | | 214 | |
| Type of Service | LEXINGTON | | BATH | | ALLEGHENY | | BOTETOURT | | CRAIG | | COVINGTON | |
| | Under Supervision 6/30/79 | Cases Completed During Year | Under Supervision 6/30/79 | Cases Completed During Year | Under Supervision 6/30/79 | Cases Completed During Year | Under Supervision 6/30/79 | Cases Completed During Year | Under Supervision 6/30/79 | Cases Completed During Year | Under Supervision 6/30/79 | Cases Completed During Year |
| Juveniles Under Supervision | 3 | 2 | 8 | 5 | 19 | 19 | 16 | 8 | 0 | 3 | 12 | 10 |
| Official Probation | 0 | 3 | 0 | 0 | 0 | 2 | 1 | 3 | 0 | 0 | 0 | 0 |
| Unofficial Supervision | 1 | 0 | 0 | 0 | 3 | 0 | 0 | 1 | 0 | 0 | 1 | 0 |
| Aftercare in Direct Care | 1 | 0 | 0 | 1 | 0 | 0 | 0 | 0 | 0 | 0 | 0 | 0 |
| Aftercare in Community | | | | | | | | | | | | |
| Adults Under Supervision | 0 | 0 | 0 | 0 | 0 | 2 | 1 | 0 | 0 | 0 | 0 | 0 |
| Official Probation | 0 | 0 | 0 | 0 | 0 | 0 | 0 | 0 | 0 | 0 | 0 | 0 |
| Unofficial Supervision | | | | | | | | | | | | |
| Family Counseling | 0 | 0 | 0 | 0 | 0 | 1 | 0 | 0 | 0 | 0 | 0 | 0 |
| Reports | | | | | | | | | | | | |
| Social History | | 17 | | 8 | | 25 | | 28 | | 7 | | 16 |
| Transfer | | 2 | | 0 | | 1 | | 2 | | 0 | | 0 |
| Addendum | | 1 | | 0 | | 4 | | 1 | | 0 | | 3 |
| Foster Care | | 0 | | 0 | | 0 | | 0 | | 0 | | 0 |
| Intake Total | 134 | | 51 | | 208 | | 217 | | 20 | | 183 | |

Augusta
Bath
Botetourt
Craig
Highland
Rockbridge



| | Cases Under Supervision June 30, 1979 | Cases Completed During Fiscal Year | Intakes Completed TOTAL INTAKES: 2,282 |
|-----------------------------|--|---------------------------------------|---|
| Juveniles Under Supervision | | | Reports Completed During Fiscal Year: |
| Official Probation | 133 | 124 | Social History 301 |
| Unofficial Supervision | 5 | 40 | Transfer 46 |
| Aftercare in Direct Care | 34 | 7 | Addendums 29 |
| Aftercare in Community | 12 | 14 | Foster Care 0 |
| Adults Under Supervision | | | |
| Official Probation | 1 | 2 | |
| Unofficial Supervision | 0 | 0 | |
| Family Counseling | 0 | 1 | |
| TOTAL | 185 | 188 | Total Reports 376 |

| Type of Service | GALAX | | RADFORD | | PULASKI | | WYTHE | |
|-----------------------------|---------------------------|-----------------------------|---------------------------|-----------------------------|---------------------------|-----------------------------|---------------------------|-----------------------------|
| | Under Supervision 6/30/79 | Cases Completed During Year | Under Supervision 6/30/79 | Cases Completed During Year | Under Supervision 6/30/79 | Cases Completed During Year | Under Supervision 6/30/79 | Cases Completed During Year |
| Juveniles Under Supervision | 5 | 7 | 7 | 11 | 57 | 17 | 12 | 12 |
| Official Probation | 1 | 24 | 6 | 21 | 12 | 100 | 5 | 32 |
| Unofficial Supervision | 0 | 0 | 0 | 0 | 2 | 0 | 1 | 0 |
| Aftercare in Direct Care | 0 | 0 | 2 | 1 | 3 | 1 | 3 | 1 |
| Aftercare in Community | | | | | | | | |
| Adults Under Supervision | 0 | 0 | 1 | 0 | 0 | 0 | 0 | 0 |
| Official Probation | 0 | 0 | 0 | 0 | 0 | 1 | 3 | 0 |
| Unofficial Supervision | | | | | | | | |
| Family Counseling | 0 | 1 | 0 | 0 | 3 | 8 | 4 | 4 |
| Reports | | | | | | | | |
| Social History | | 5 | | 36 | | 69 | | 21 |
| Transfer | | 0 | | 0 | | 7 | | 6 |
| Addendum | | 1 | | 3 | | 6 | | 5 |
| Foster Care | | 0 | | 1 | | 0 | | 0 |
| Intake Total | 168 | | 60 | | 1,298 | | 461 | |
| Type of Service | CARROLL | | MONTGOMERY | | FLOYD | | GRAYSON | |
| | Under Supervision 6/30/79 | Cases Completed During Year | Under Supervision 6/30/79 | Cases Completed During Year | Under Supervision 6/30/79 | Cases Completed During Year | Under Supervision 6/30/79 | Cases Completed During Year |
| Juveniles Under Supervision | 14 | 21 | 51 | 46 | 8 | 6 | 9 | 13 |
| Official Probation | 2 | 78 | 6 | 116 | 2 | 6 | 1 | 18 |
| Unofficial Supervision | 1 | 1 | 1 | 1 | 2 | 0 | 1 | 1 |
| Aftercare in Direct Care | 0 | 1 | 4 | 3 | 1 | 0 | 0 | 1 |
| Aftercare in Community | | | | | | | | |
| Adults Under Supervision | 0 | 0 | 0 | 1 | 0 | 0 | 0 | 0 |
| Official Probation | 0 | 0 | 0 | 7 | 0 | 0 | 0 | 2 |
| Unofficial Supervision | | | | | | | | |
| Family Counseling | 0 | 1 | 3 | 9 | 0 | 0 | 0 | 2 |
| Reports | | | | | | | | |
| Social History | | 22 | | 182 | | 32 | | 16 |
| Transfer | | 3 | | 6 | | 0 | | 5 |
| Addendum | | 5 | | 20 | | 1 | | 2 |
| Foster Care | | 0 | | 0 | | 0 | | 0 |
| Intake Total | 379 | | 995 | | 101 | | 178 | |

DISTRICT 27

Cities of:

Galax

Radford

Counties of:

Carroll

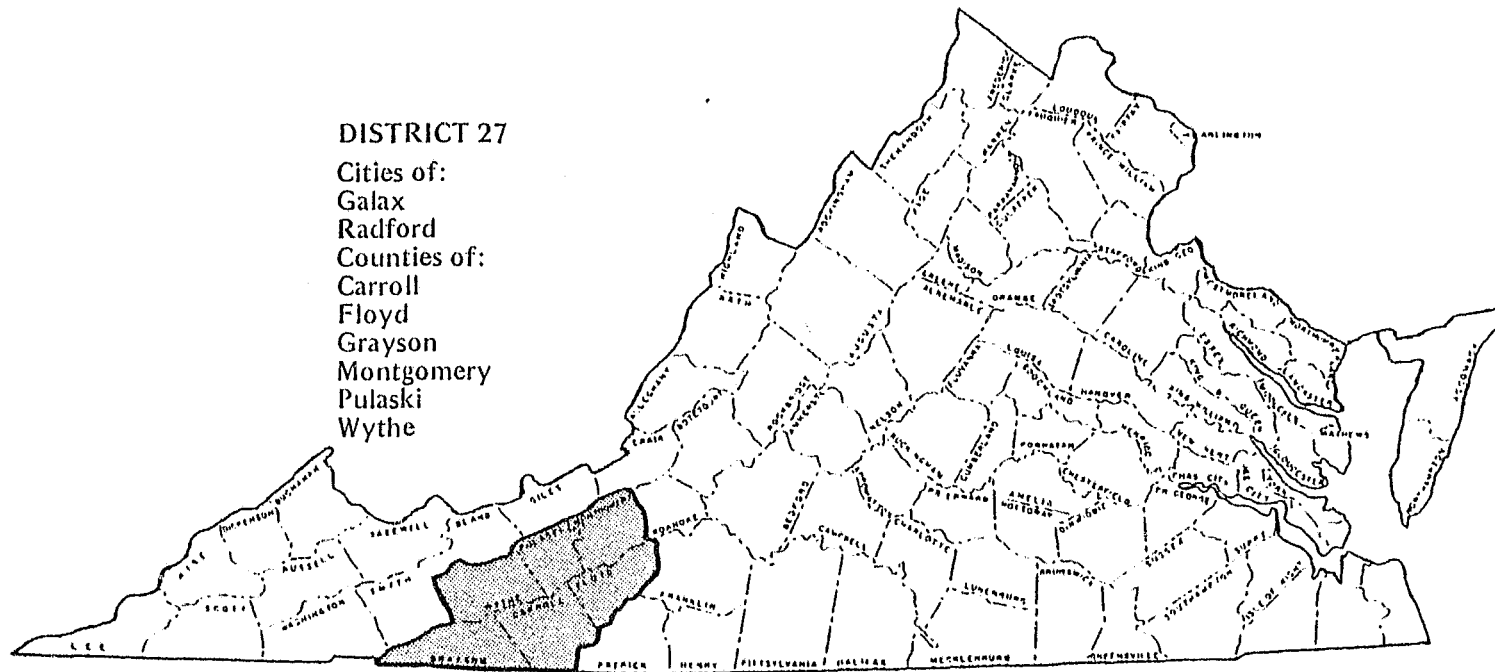
Floyd

Grayson

Montgomery

Pulaski

Wythe

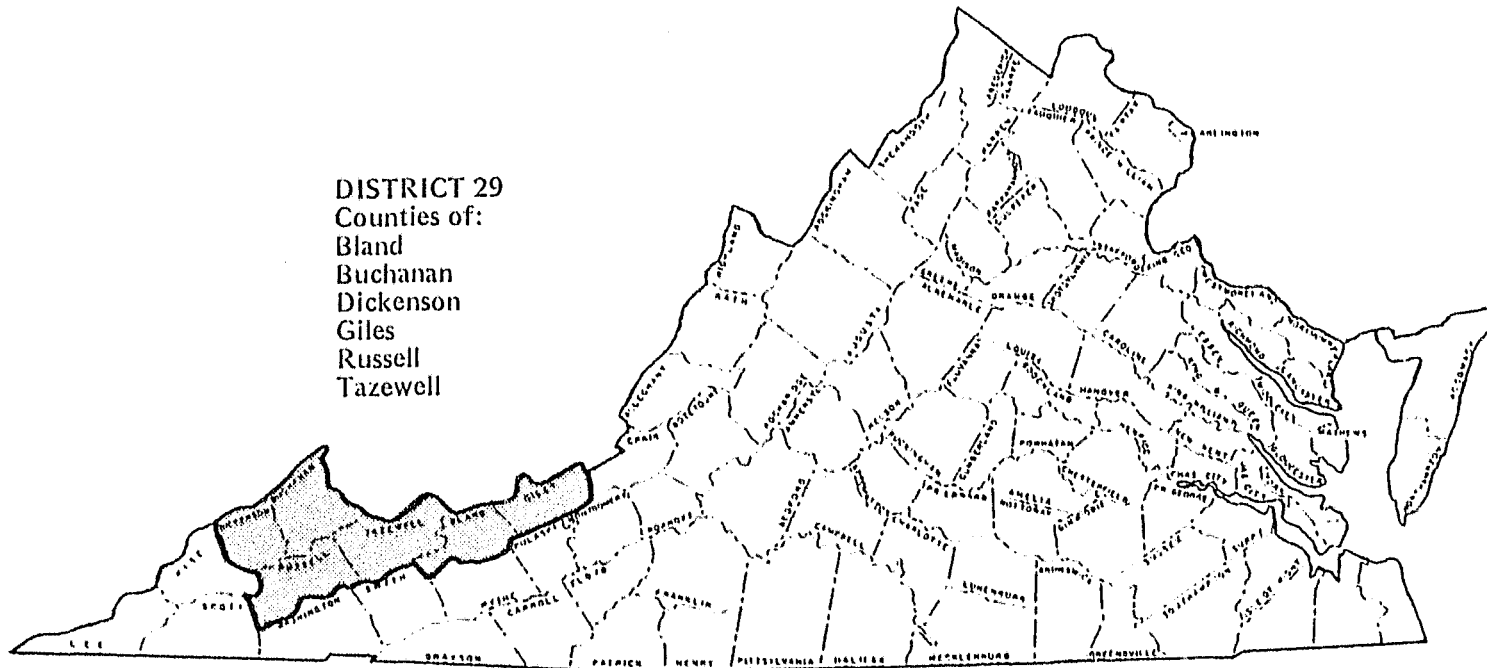


| | Cases Under Supervision June 30, 1979 | Cases Completed During Fiscal Year | TOTAL INTAKES: 3,640 | |
|-----------------------------|--|---------------------------------------|--|-----|
| Juveniles Under Supervision | | | Reports Completed During Fiscal Year: | |
| Official Probation | 163 | 133 | Social History | 383 |
| Unofficial Supervision | 35 | 395 | Transfer | 27 |
| Aftercare in Direct Care | 8 | 3 | Addendums | 43 |
| Aftercare in Community | 13 | 8 | Foster Care | 1 |
| Adults Under Supervision | | | Total Reports | |
| Official Probation | 1 | 1 | 454 | |
| Unofficial Supervision | 3 | 10 | | |
| Family Counseling | 10 | 25 | | |
| TOTAL | 233 | 575 | | |

| Type of Service | BRISTOL | | WASHINGTON | | SMYTH | |
|-----------------------------|------------------------------|--------------------------------|------------------------------|--------------------------------|------------------------------|--------------------------------|
| | Under Supervision 6/30/79 | Cases Completed During Year | Under Supervision 6/30/79 | Cases Completed During Year | Under Supervision 6/30/79 | Cases Completed During Year |
| Juveniles Under Supervision | | | | | | |
| Official Probation | 70 | 67 | 56 | 78 | 53 | 64 |
| Unofficial Supervision | 0 | 0 | 0 | 0 | 0 | 0 |
| Aftercare in Direct Care | 11 | 3 | 6 | 7 | 8 | 1 |
| Aftercare in Community | 8 | 2 | 3 | 6 | 3 | 5 |
| Adults Under Supervision | | | | | | |
| Official Probation | 1 | 2 | 1 | 0 | 0 | 1 |
| Unofficial Supervision | 0 | 0 | 0 | 0 | 0 | 0 |
| Family Counseling | 11 | 3 | 5 | 5 | 6 | 1 |
| Reports | | | | | | |
| Social History | | 52 | | 42 | | 67 |
| Transfer | | 13 | | 2 | | 6 |
| Addendum | | 52 | | 48 | | 54 |
| Foster Care | | 0 | | 0 | | 0 |
| Intake Total | 600 | | 1,106 | | 534 | |

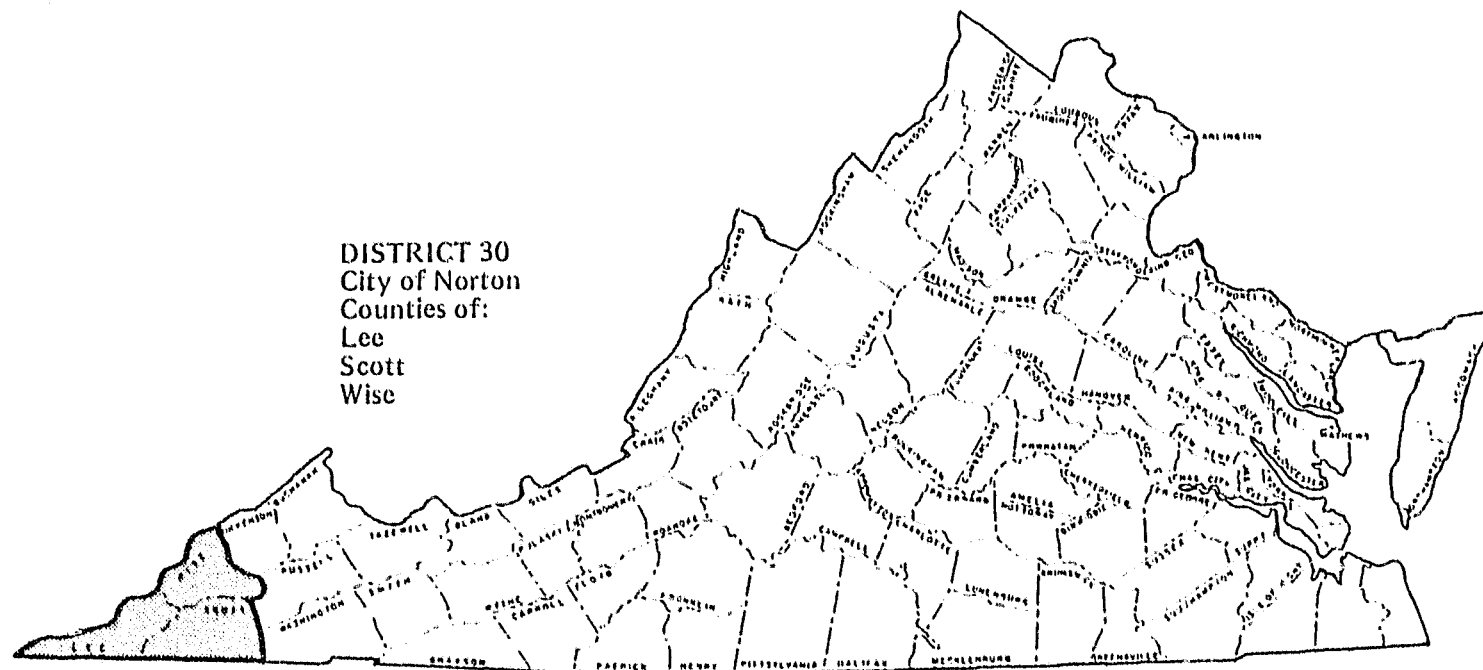
| Type of Service | GILES | | BLAND | | TAZEWELL | | BUCHANAN | | RUSSELL | | DICKENSON | |
|-----------------------------|---------------------------|-----------------------------|---------------------------|-----------------------------|---------------------------|-----------------------------|---------------------------|-----------------------------|---------------------------|-----------------------------|---------------------------|-----------------------------|
| | Under Supervision 6/30/79 | Cases Completed During Year | Under Supervision 6/30/79 | Cases Completed During Year | Under Supervision 6/30/79 | Cases Completed During Year | Under Supervision 6/30/79 | Cases Completed During Year | Under Supervision 6/30/79 | Cases Completed During Year | Under Supervision 6/30/79 | Cases Completed During Year |
| Juveniles Under Supervision | | | | | | | | | | | | |
| Official Probation | 26 | 33 | 6 | 2 | 95 | 70 | 33 | 39 | 23 | 23 | 27 | 32 |
| Unofficial Supervision | 8 | 186 | 1 | 16 | 9 | 137 | 8 | 28 | 11 | 1 | 5 | 96 |
| Aftercare in Direct Care | 0 | 0 | 3 | 0 | 8 | 11 | 0 | 0 | 0 | 0 | 3 | 1 |
| Aftercare in Community | 1 | 5 | 1 | 0 | 4 | 11 | 0 | 1 | 0 | 0 | 8 | 2 |
| Adults Under Supervision | | | | | | | | | | | | |
| Official Probation | 0 | 0 | 0 | 0 | 0 | 0 | 1 | 0 | 0 | 1 | 1 | 2 |
| Unofficial Supervision | 0 | 0 | 0 | 0 | 0 | 3 | 0 | 0 | 0 | 0 | 0 | 0 |
| Family Counseling | 1 | 8 | 1 | 0 | 7 | 16 | 0 | 0 | 6 | 1 | 3 | 1 |
| Reports | | | | | | | | | | | | |
| Social History | | 14 | | 6 | | 67 | | 37 | | 40 | | 33 |
| Transfer | | 3 | | 0 | | 12 | | 2 | | 3 | | 0 |
| Addendum | | 49 | | 2 | | 97 | | 3 | | 9 | | 13 |
| Foster Care | | 0 | | 0 | | 0 | | 24 | | 18 | | 7 |
| Intake Total | 269 | | 29 | | 688 | | 480 | | 333 | | 340 | |

DISTRICT 29
 Counties of:
 Bland
 Buchanan
 Dickenson
 Giles
 Russell
 Tazewell



| | Cases Under Supervision June 30, 1979 | Cases Completed During Fiscal Year | TOTAL INTAKES: 2,139 | |
|------------------------------------|--|---------------------------------------|--|------------|
| Juveniles Under Supervision | | | Reports Completed During Fiscal Year: | |
| Official Probation | 210 | 199 | | |
| Unofficial Supervision | 42 | 464 | | |
| Aftercare in Direct Care | 14 | 12 | | |
| Aftercare in Community | 14 | 19 | Social History | 197 |
| Adults Under Supervision | | | Transfer | 20 |
| Official Probation | 2 | 3 | Addendums | 173 |
| Unofficial Supervision | 0 | 3 | Foster Care | 49 |
| Family Counseling | 18 | 26 | | |
| TOTAL | 300 | 726 | Total Reports | 439 |

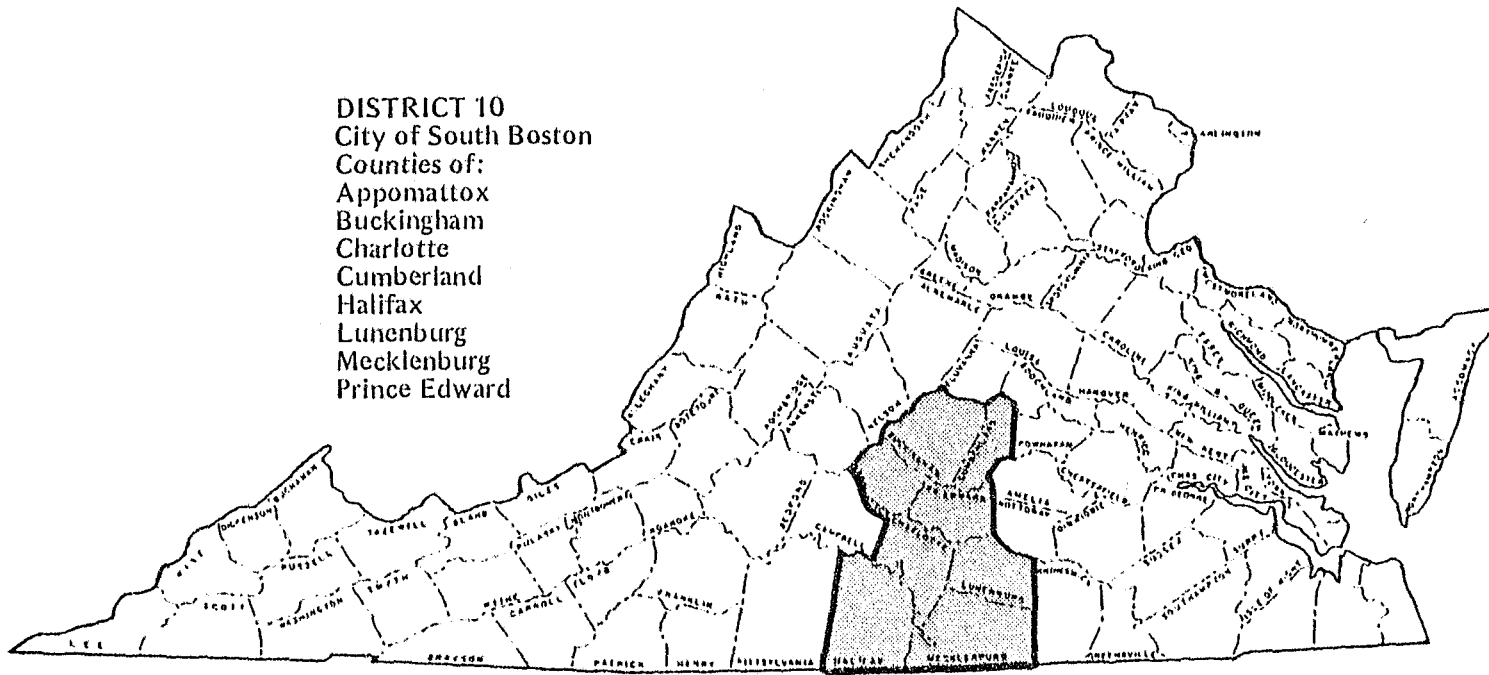
| Type of Service | NORTON | | WISE | | SCOTT | | LEE | |
|-----------------------------|---------------------------|-----------------------------|---------------------------|-----------------------------|---------------------------|-----------------------------|---------------------------|-----------------------------|
| | Under Supervision 6/30/79 | Cases Completed During Year | Under Supervision 6/30/79 | Cases Completed During Year | Under Supervision 6/30/79 | Cases Completed During Year | Under Supervision 6/30/79 | Cases Completed During Year |
| Juveniles Under Supervision | | | | | | | | |
| Official Probation | 14 | 11 | 73 | 46 | 24 | 16 | 35 | 28 |
| Unofficial Supervision | 0 | 1 | 1 | 13 | 0 | 0 | 1 | 9 |
| Aftercare in Direct Care | 3 | 1 | 7 | 3 | 0 | 0 | 8 | 0 |
| Aftercare in Community | 3 | 2 | 5 | 5 | 0 | 0 | 4 | 3 |
| Adults Under Supervision | | | | | | | | |
| Official Probation | 0 | 0 | 0 | 0 | 0 | 0 | 0 | 0 |
| Unofficial Supervision | 0 | 0 | 0 | 0 | 0 | 0 | 0 | 0 |
| Family Counseling | 5 | 1 | 21 | 14 | 1 | 0 | 0 | 0 |
| Reports | | | | | | | | |
| Social History | | 15 | | 72 | | 23 | | 24 |
| Transfer | | 0 | | 1 | | 0 | | 0 |
| Addendum | | 4 | | 22 | | 2 | | 11 |
| Foster Care | | 0 | | 0 | | 0 | | 0 |
| Intake Total | 81 | | 491 | | 136 | | 227 | |



| | Cases Under Supervision June 30, 1979 | Cases Completed During Fiscal Year | TOTAL INTAKES: 935 | |
|------------------------------------|--|---------------------------------------|--|-----|
| Juveniles Under Supervision | | | Reports Completed During Fiscal Year: | |
| Official Probation | 146 | 101 | | |
| Unofficial Supervision | 2 | 23 | | |
| Aftercare in Direct Care | 18 | 4 | | |
| Aftercare in Community | 12 | 10 | Social History | 134 |
| Adults Under Supervision | | | Transfer | 1 |
| Official Probation | 0 | 0 | Addendums | 39 |
| Unofficial Supervision | 0 | 0 | Foster Care | 0 |
| Family Counseling | 27 | 15 | | |
| TOTAL | 205 | 153 | Total Reports | 174 |

| Type of Service | CUMBERLAND | | BUCKINGHAM | | APPOMATTOX | | PRINCE EDWARD | | CHARLOTTE | |
|-----------------------------|---------------------------|-----------------------------|---------------------------|-----------------------------|---------------------------|-----------------------------|---------------------------|-----------------------------|---------------------------|-----------------------------|
| | Under Supervision 6/30/79 | Cases Completed During Year | Under Supervision 6/30/79 | Cases Completed During Year | Under Supervision 6/30/79 | Cases Completed During Year | Under Supervision 6/30/79 | Cases Completed During Year | Under Supervision 6/30/79 | Cases Completed During Year |
| Juveniles Under Supervision | 6 | 8 | 15 | 10 | 10 | 17 | 28 | 50 | 9 | 8 |
| Official Probation | 3 | 10 | 2 | 6 | 1 | 31 | 1 | 8 | 2 | 18 |
| Unofficial Supervision | 3 | 3 | 2 | 5 | 0 | 3 | 2 | 3 | 2 | 1 |
| Aftercare in Direct Care | 0 | 1 | 2 | 1 | 3 | 2 | 0 | 3 | 1 | 0 |
| Aftercare in Community | | | | | | | | | | |
| Adults Under Supervision | 0 | 0 | 1 | 0 | 0 | 0 | 0 | 3 | 0 | 0 |
| Official Probation | 0 | 0 | 0 | 0 | 0 | 5 | 0 | 1 | 0 | 1 |
| Unofficial Supervision | | | | | | | | | | |
| Family Counseling | 3 | 6 | 3 | 5 | 0 | 3 | 2 | 3 | 2 | 3 |
| Reports | | | | | | | | | | |
| Social History | | 16 | | 13 | | 16 | | 39 | | 15 |
| Transfer | | 0 | | 1 | | 4 | | 3 | | 2 |
| Addendum | | 5 | | 0 | | 9 | | 3 | | 4 |
| Foster Care | | 0 | | 0 | | 0 | | 0 | | 0 |
| Intake Total | 267 | | 48 | | 369 | | 282 | | 284 | |
| Type of Service | LUNENBURG | | MECKLENBURG | | HALIFAX | | SOUTH BOSTON | | | |
| | Under Supervision 6/30/79 | Cases Completed During Year | Under Supervision 6/30/79 | Cases Completed During Year | Under Supervision 6/30/79 | Cases Completed During Year | Under Supervision 6/30/79 | Cases Completed During Year | | |
| Juveniles Under Supervision | 11 | 5 | 19 | 22 | 5 | 18 | 1 | 14 | | |
| Official Probation | 1 | 39 | 0 | 42 | 0 | 60 | 0 | 7 | | |
| Unofficial Supervision | 3 | 0 | 2 | 2 | 3 | 3 | 1 | 0 | | |
| Aftercare in Direct Care | 1 | 2 | 1 | 7 | 2 | 0 | 2 | 3 | | |
| Aftercare in Community | | | | | | | | | | |
| Adults Under Supervision | 0 | 0 | 0 | 1 | 0 | 0 | 0 | 0 | | |
| Official Probation | 0 | 6 | 0 | 0 | 1 | 14 | 0 | 9 | | |
| Unofficial Supervision | | | | | | | | | | |
| Family Counseling | 3 | 13 | 2 | 76 | 6 | 83 | 1 | 6 | | |
| Reports | | | | | | | | | | |
| Social History | | 10 | | 62 | | 41 | | 18 | | |
| Transfer | | 10 | | 0 | | 1 | | 0 | | |
| Addendum | | 0 | | 8 | | 6 | | 5 | | |
| Foster Care | | 0 | | 0 | | 0 | | 0 | | |
| Intake Total | 322 | | 411 | | 567 | | 222 | | | |

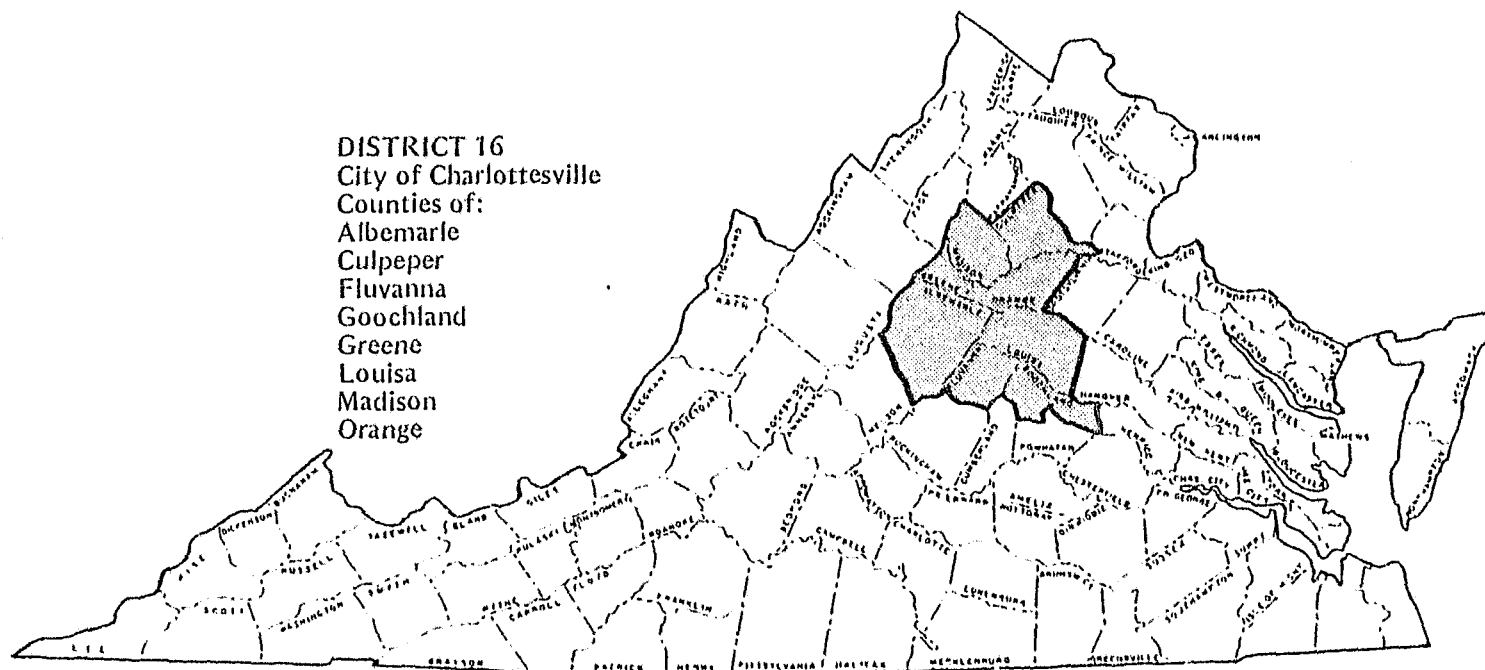
DISTRICT 10
City of South Boston
Counties of:
Appomattox
Buckingham
Charlotte
Cumberland
Halifax
Lunenburg
Mecklenburg
Prince Edward



| | Cases Under Supervision June 30, 1979 | Cases Completed During Fiscal Year | TOTAL INTAKES: 2,772 | |
|------------------------------------|--|---------------------------------------|--|-----|
| Juveniles Under Supervision | | | Reports Completed During Fiscal Year: | |
| Official Probation | 104 | 152 | | |
| Unofficial Supervision | 10 | 221 | | |
| Aftercare in Direct Care | 18 | 20 | | |
| Aftercare in Community | 12 | 19 | | |
| Adults Under Supervision | | | Transfer | 21 |
| Official Probation | 1 | 4 | Addendums | 40 |
| Unofficial Supervision | 1 | 36 | Foster Care | 0 |
| Family Counseling | 22 | 198 | | |
| TOTAL | 168 | 650 | Total Reports | 291 |

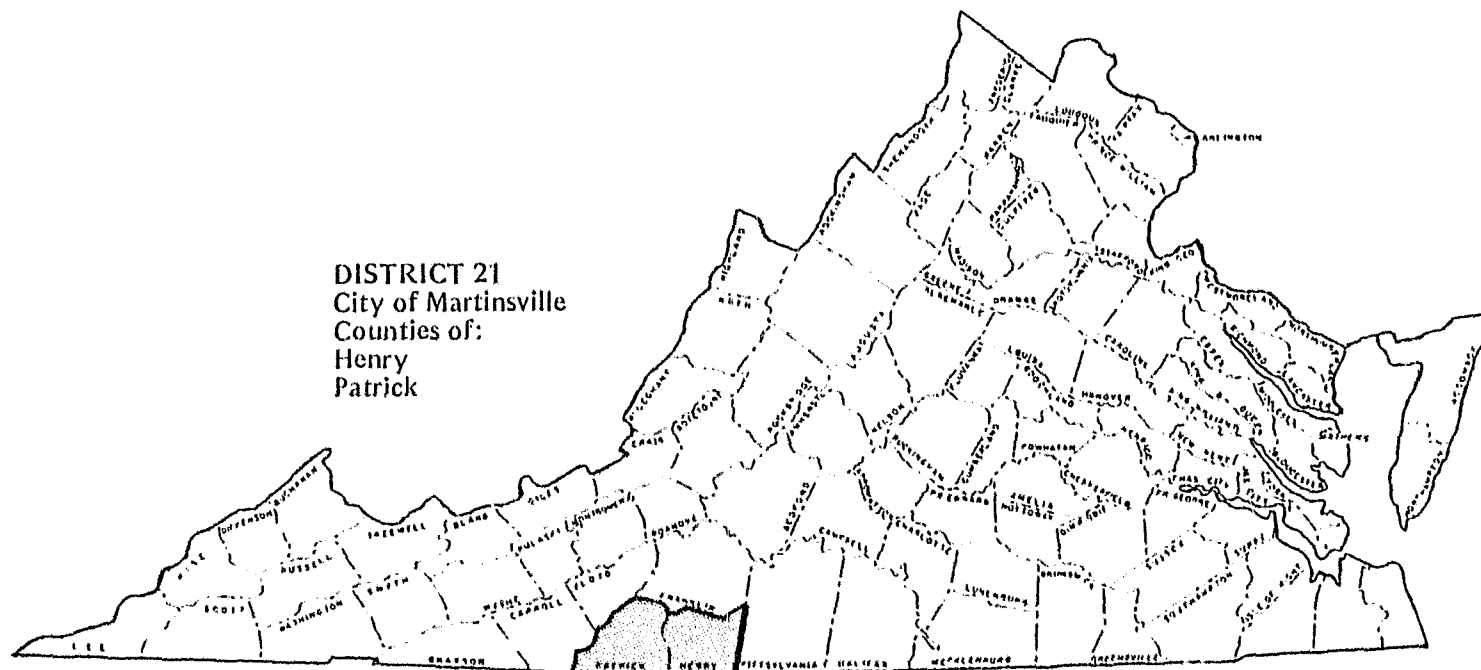
| Type of Service | CHARLOTTESVILLE | | MADISON | | GREENE | | ALBEMARLE | | FLUVANNA | |
|-----------------------------|---------------------------|-----------------------------|---------------------------|-----------------------------|---------------------------|-----------------------------|---------------------------|-----------------------------|---------------------------|-----------------------------|
| | Under Supervision 6/30/79 | Cases Completed During Year | Under Supervision 6/30/79 | Cases Completed During Year | Under Supervision 6/30/79 | Cases Completed During Year | Under Supervision 6/30/79 | Cases Completed During Year | Under Supervision 6/30/79 | Cases Completed During Year |
| Juveniles Under Supervision | 34 | 54 | 5 | 10 | 8 | 11 | 24 | 36 | 6 | 5 |
| Official Probation | 1 | 0 | 0 | 0 | 0 | 0 | 1 | 0 | 0 | 1 |
| Unofficial Supervision | 12 | 4 | 0 | 1 | 2 | 0 | 8 | 4 | 0 | 1 |
| Aftercare in Direct Care | 9 | 8 | 3 | 1 | 3 | 0 | 2 | 8 | 1 | 2 |
| Aftercare in Community | | | | | | | | | | |
| Adults Under Supervision | 0 | 0 | 0 | 0 | 0 | 0 | 0 | 0 | 0 | 0 |
| Official Probation | 0 | 0 | 0 | 0 | 0 | 0 | 0 | 0 | 0 | 0 |
| Unofficial Supervision | | | | | | | | | | |
| Family Counseling | 14 | 7 | 1 | 1 | 2 | 0 | 7 | 9 | 0 | 1 |
| Reports | | | | | | | | | | |
| Social History | | 42 | | 12 | | 27 | | 41 | | 8 |
| Transfer | | 1 | | 2 | | 1 | | 3 | | 0 |
| Addendum | | 12 | | 0 | | 2 | | 3 | | 1 |
| Foster Care | | 47 | | 0 | | 0 | | 18 | | 7 |
| Intake | | | | | | | | | | |
| Total | 940 | | 94 | | 114 | | 884 | | 170 | |
| Type of Service | GOOCHLAND | | LOUISA | | ORANGE | | CULPEPER | | | |
| | Under Supervision 6/30/79 | Cases Completed During Year | Under Supervision 6/30/79 | Cases Completed During Year | Under Supervision 6/30/79 | Cases Completed During Year | Under Supervision 6/30/79 | Cases Completed During Year | | |
| Juveniles Under Supervision | 11 | 15 | 10 | 16 | 24 | 36 | 18 | 28 | | |
| Official Probation | 0 | 0 | 0 | 0 | 0 | 0 | 0 | 0 | | |
| Unofficial Supervision | 2 | 1 | 6 | 1 | 12 | 2 | 4 | 2 | | |
| Aftercare in Direct Care | 0 | 3 | 1 | 2 | 4 | 5 | 5 | 4 | | |
| Aftercare in Community | | | | | | | | | | |
| Adults Under Supervision | 0 | 0 | 0 | 0 | 0 | 1 | 0 | 0 | | |
| Official Probation | 0 | 0 | 0 | 0 | 0 | 0 | 0 | 0 | | |
| Unofficial Supervision | | | | | | | | | | |
| Family Counseling | 2 | 2 | 5 | 0 | 8 | 0 | 2 | 0 | | |
| Reports | | | | | | | | | | |
| Social History | | 21 | | 23 | | 45 | | 35 | | |
| Transfer | | 1 | | 1 | | 1 | | 1 | | |
| Addendum | | 9 | | 5 | | 4 | | 0 | | |
| Foster Care | | 0 | | 0 | | 0 | | 0 | | |
| Intake | | | | | | | | | | |
| Total | 101 | | 136 | | 238 | | 107 | | | |

DISTRICT 16
City of Charlottesville
Counties of:
Albemarle
Culpeper
Fluvanna
Goochland
Greene
Louisa
Madison
Orange



| | Cases Under Supervision June 30, 1979 | Cases Completed During Fiscal Year | TOTAL INTAKES: 2,784 | |
|-----------------------------|--|---------------------------------------|--|-----|
| Juveniles Under Supervision | | | Reports Completed During Fiscal Year: | |
| Official Probation | 140 | 211 | | |
| Unofficial Supervision | 2 | 1 | | |
| Aftercare in Direct Care | 46 | 16 | | |
| Aftercare in Community | 28 | 33 | Social History | 254 |
| Adults Under Supervision | | | Transfer | 11 |
| Official Probation | 0 | 1 | Addendums | 36 |
| Unofficial Supervision | 0 | 0 | Foster Care | 72 |
| Family Counseling | 41 | 20 | | |
| TOTAL | 257 | 282 | Total Reports | 373 |

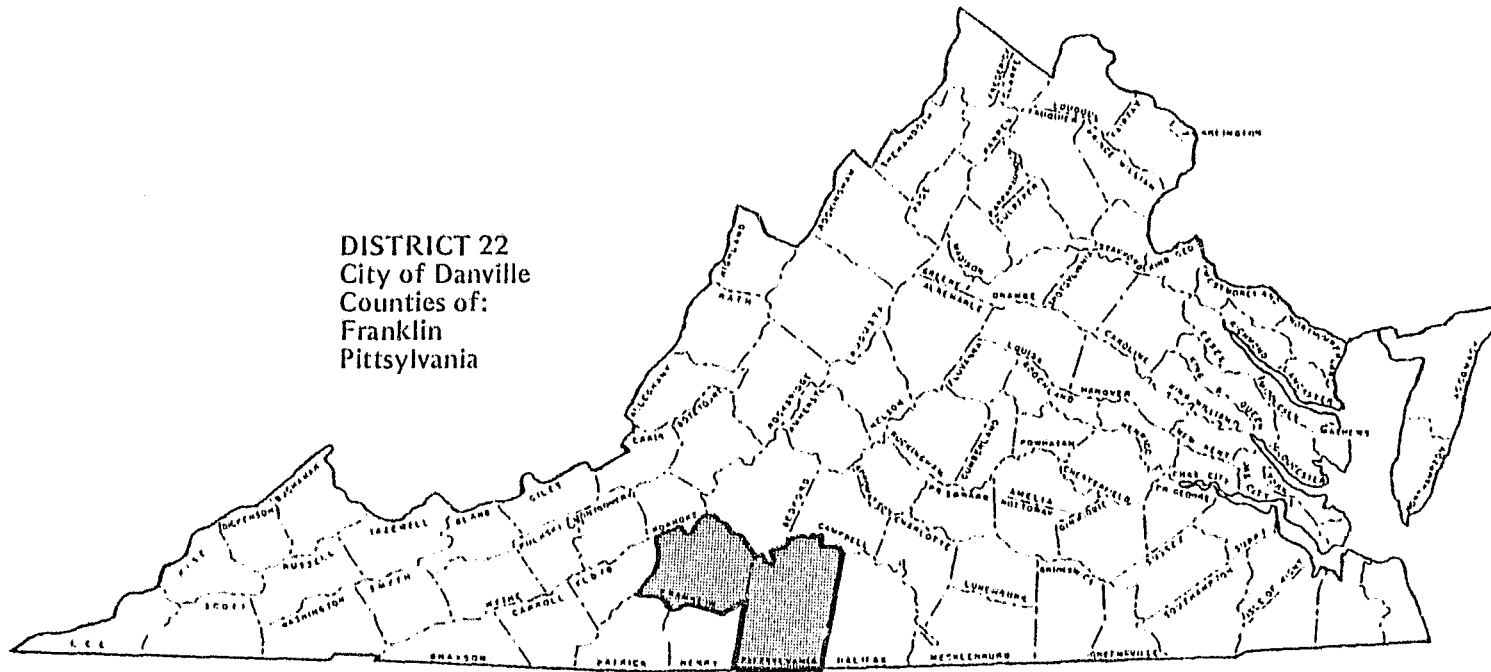
| Type of Service | MARTINSVILLE | | PATRICK | | HENRY | |
|-----------------------------|------------------------------|--------------------------------|------------------------------|--------------------------------|------------------------------|--------------------------------|
| | Under Supervision 6/30/79 | Cases Completed During Year | Under Supervision 6/30/79 | Cases Completed During Year | Under Supervision 6/30/79 | Cases Completed During Year |
| Juveniles Under Supervision | | | | | | |
| Official Probation | 65 | 45 | 19 | 12 | 79 | 76 |
| Unofficial Supervision | 5 | 73 | 0 | 5 | 6 | 76 |
| Aftercare in Direct Care | 11 | 3 | 2 | 0 | 14 | 3 |
| Aftercare in Community | 12 | 8 | 0 | 1 | 6 | 6 |
| Adults Under Supervision | | | | | | |
| Official Probation | 1 | 0 | 0 | 0 | 1 | 1 |
| Unofficial Supervision | 1 | 2 | 0 | 1 | 0 | 3 |
| Family Counseling | 10 | 6 | 2 | 0 | 18 | 24 |
| Reports | | | | | | |
| Social History | | 45 | | 21 | | 90 |
| Transfer | | 21 | | 6 | | 36 |
| Addendum | | 41 | | 11 | | 33 |
| Foster Care | | 36 | | 3 | | 72 |
| Intake Total | 465 | | 111 | | 873 | |



| | Cases Under Supervision June 30, 1979 | Cases Completed During Fiscal Year | TOTAL INTAKES: 1,449 | |
|------------------------------------|--|---------------------------------------|--|-----|
| Juveniles Under Supervision | | | Reports Completed During Fiscal Year: | |
| Official Probation | 163 | 133 | Social History | 156 |
| Unofficial Supervision | 11 | 154 | Transfer | 63 |
| Aftercare in Direct Care | 27 | 6 | | 8 |
| Aftercare in Community | 18 | 15 | Addendums | 85 |
| Adults Under Supervision | | | Foster Care | 111 |
| Official Probation | 2 | 1 | Total Reports 415 | |
| Unofficial Supervision | 1 | 6 | | |
| Family Counseling | 30 | 30 | | |
| TOTAL | 252 | 345 | | |

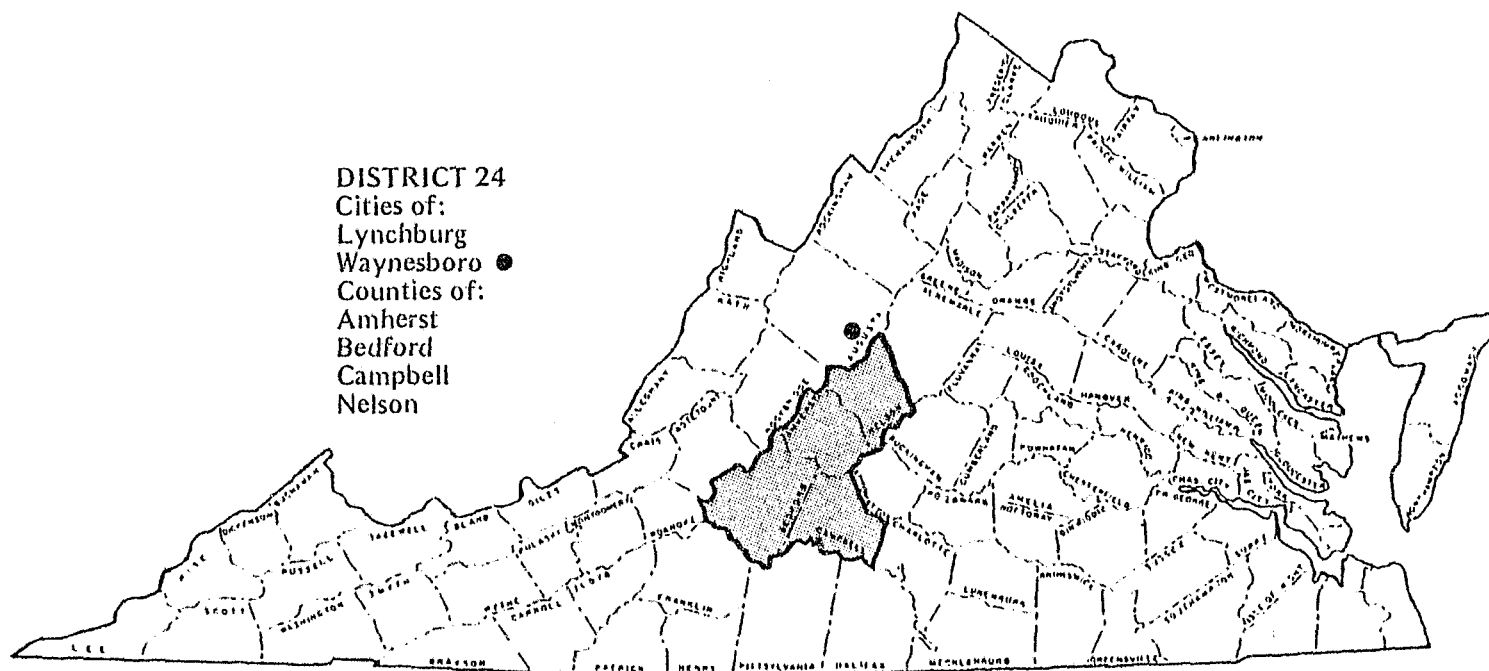
| Type of Service | DANVILLE | | FRANKLIN (County) | | PITTSYLVANIA | |
|-----------------------------|------------------------------|--------------------------------|------------------------------|--------------------------------|------------------------------|--------------------------------|
| | Under Supervision 6/30/79 | Cases Completed During Year | Under Supervision 6/30/79 | Cases Completed During Year | Under Supervision 6/30/79 | Cases Completed During Year |
| Juveniles Under Supervision | | | | | | |
| Official Probation | 31 | 29 | 25 | 47 | 46 | 64 |
| Unofficial Supervision | 0 | 0 | 3 | 33 | 1 | 5 |
| Aftercare in Direct Care | 19 | 2 | 13 | 4 | 3 | 40 |
| Aftercare in Community | 11 | 7 | 3 | 4 | 2 | 2 |
| Adults Under Supervision | | | | | | |
| Official Probation | 1 | 0 | 0 | 0 | 0 | 0 |
| Unofficial Supervision | 0 | 3 | 5 | 10 | 1 | 1 |
| Family Counseling | 2 | 3 | 1 | 168 | 3 | 343 |
| Reports | | | | | | |
| Social History | | 78 | | 108 | | 166 |
| Transfer | | 13 | | 20 | | 22 |
| Addendum | | 30 | | 38 | | 2 |
| Foster Care | | 69 | | 11 | | 46 |
| Intake Total | 1,291 | | 779 | | 1,176 | |

DISTRICT 22
City of Danville
Counties of:
Franklin
Pittsylvania



| | Cases Under Supervision June 30, 1979 | Cases Completed During Fiscal Year | TOTAL INTAKES: 3,246 |
|-----------------------------|--|---------------------------------------|--|
| Juveniles Under Supervision | | | Reports Completed During Fiscal Year: |
| Official Probation | 102 | 140 | Social History 352 |
| Unofficial Supervision | 4 | 38 | Transfer 55 |
| Aftercare in Direct Care | 35 | 46 | Addendums 70 |
| Aftercare in Community | 16 | 13 | Foster Care 126 |
| Adults Under Supervision | | | |
| Official Probation | 1 | 0 | |
| Unofficial Supervision | 6 | 14 | |
| Family Counseling | 6 | 514 | |
| TOTAL | 170 | 765 | Total Reports 603 |

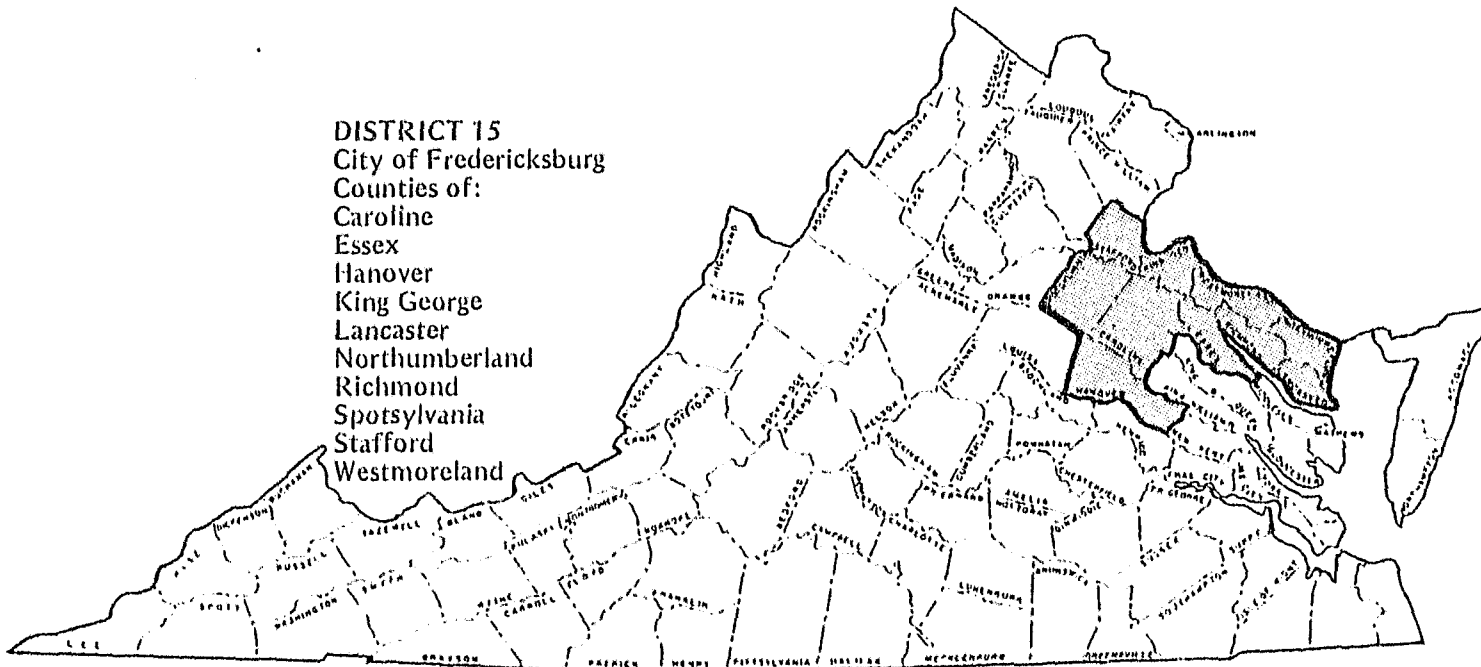
| Type of Service | LYNCHBURG | | WAYNESBORO | | BEDFORD (County) | | NELSON | | AMHERST | | CAMPBELL | | BEDFORD (City) | |
|-----------------------------|---------------------------|-----------------------------|---------------------------|-----------------------------|---------------------------|-----------------------------|---------------------------|-----------------------------|---------------------------|-----------------------------|---------------------------|-----------------------------|---------------------------|-----------------------------|
| | Under Supervision 6/30/79 | Cases Completed During Year | Under Supervision 6/30/79 | Cases Completed During Year | Under Supervision 6/30/79 | Cases Completed During Year | Under Supervision 6/30/79 | Cases Completed During Year | Under Supervision 6/30/79 | Cases Completed During Year | Under Supervision 6/30/79 | Cases Completed During Year | Under Supervision 6/30/79 | Cases Completed During Year |
| Juveniles Under Supervision | | | | | | | | | | | | | | |
| Official Probation | 60 | 60 | 23 | 35 | 10 | 22 | 11 | 5 | 18 | 50 | 42 | 52 | 7 | 4 |
| Unofficial Supervision | 7 | 37 | 9 | 47 | 5 | 9 | 0 | 4 | 4 | 2 | 1 | 24 | 1 | 0 |
| Aftercare in Direct Care | 6 | 5 | 9 | 3 | 8 | 1 | 2 | 0 | 4 | 18 | 4 | 0 | 1 | 1 |
| Aftercare in Community | 6 | 10 | 0 | 7 | 1 | 5 | 1 | 0 | 3 | 10 | 4 | 5 | 1 | 1 |
| Adults Under Supervision | | | | | | | | | | | | | | |
| Official Probation | 3 | 18 | 1 | 5 | 0 | 0 | 0 | 0 | 0 | 1 | 0 | 0 | 0 | 0 |
| Unofficial Supervision | 0 | 0 | 0 | 1 | 0 | 0 | 2 | 3 | 0 | 0 | 0 | 4 | 0 | 0 |
| Family Counseling | 10 | 22 | 14 | 7 | 5 | 0 | 2 | 2 | 5 | 17 | 3 | 1 | 0 | 0 |
| Reports | | | | | | | | | | | | | | |
| Social History | | 118 | | 75 | | 30 | | 27 | | 63 | | 100 | | 9 |
| Transfer | | 38 | | 2 | | 8 | | 13 | | 8 | | 10 | | 2 |
| Addendum | | 41 | | 41 | | 5 | | 0 | | 18 | | 41 | | 2 |
| Foster Care | | 0 | | 0 | | 0 | | 0 | | 0 | | 0 | | 0 |
| Intake Total | 1,864 | | 518 | | 328 | | 131 | | 372 | | 603 | | 108 | |



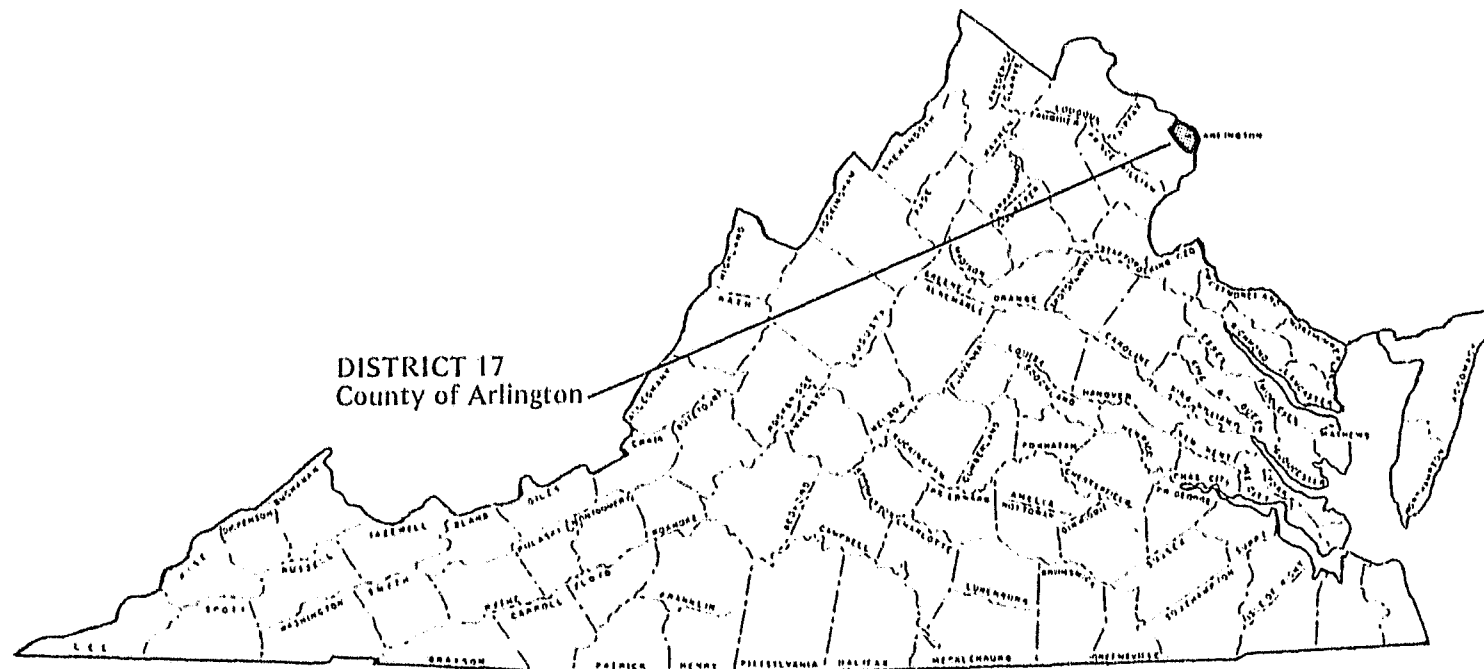
| | Cases Under Supervision June 30, 1979 | Cases Completed During Fiscal Year | TOTAL INTAKES: 3,924 | |
|------------------------------------|--|---------------------------------------|--|------------|
| Juveniles Under Supervision | | | Reports Completed During Fiscal Year: | |
| Official Probation | 171 | 228 | | |
| Unofficial Supervision | 27 | 123 | | |
| Aftercare in Direct Care | 34 | 28 | | |
| Aftercare in Community | 16 | 38 | Social History | 422 |
| Adults Under Supervision | | | Transfer | 81 |
| Official Probation | 4 | 24 | Addendums | 148 |
| Unofficial Supervision | 2 | 8 | Foster Care | 0 |
| Family Counseling | 39 | 49 | | |
| TOTAL | 293 | 498 | Total Reports | 651 |

| Type of Service | FREDERICKSBURG | | CAROLINE | | ESSEX | | HANOVER | | KING GEORGE | | LANCASTER | |
|-----------------------------|---------------------------|-----------------------------|---------------------------|-----------------------------|---------------------------|-----------------------------|---------------------------|-----------------------------|---------------------------|-----------------------------|---------------------------|-----------------------------|
| | Under Supervision 6/30/79 | Cases Completed During Year | Under Supervision 6/30/79 | Cases Completed During Year | Under Supervision 6/30/79 | Cases Completed During Year | Under Supervision 6/30/79 | Cases Completed During Year | Under Supervision 6/30/79 | Cases Completed During Year | Under Supervision 6/30/79 | Cases Completed During Year |
| Juveniles Under Supervision | 33 | 29 | 31 | 29 | 14 | 26 | 65 | 96 | 12 | 15 | 14 | 12 |
| Official Probation | 0 | 1 | 0 | 5 | 8 | 15 | 1 | 22 | 0 | 0 | 8 | 13 |
| Unofficial Supervision | 6 | 0 | 3 | 1 | 4 | 0 | 11 | 1 | 0 | 0 | 5 | 0 |
| Aftercare in Direct Care | 2 | 6 | 0 | 3 | 4 | 1 | 2 | 5 | 2 | 2 | 3 | 1 |
| Aftercare in Community | | | | | | | | | | | | |
| Adults Under Supervision | 0 | 1 | 0 | 0 | 0 | 0 | 0 | 0 | 0 | 0 | 0 | 0 |
| Official Probation | 0 | 0 | 0 | 0 | 0 | 0 | 0 | 0 | 0 | 0 | 0 | 0 |
| Unofficial Supervision | | | | | | | | | | | | |
| Family Counseling | 29 | 72 | 3 | 1 | 4 | 1 | 4 | 0 | 0 | 0 | 5 | 1 |
| Reports | | | | | | | | | | | | |
| Social History | | 91 | | 78 | | 21 | | 78 | | 22 | | 25 |
| Transfer | | 11 | | 22 | | 0 | | 21 | | 5 | | 0 |
| Addendum | | 3 | | 5 | | 6 | | 16 | | 4 | | 11 |
| Foster Care | | 0 | | 0 | | 0 | | 0 | | 0 | | 0 |
| Intake Total | 343 | | 261 | | 117 | | 489 | | 89 | | 149 | |
| Type of Service | NORTHUMBERLAND | | RICHMOND (County) | | SPOTSYLVANIA | | STAFFORD | | WESTMORELAND | | | |
| | Under Supervision 6/30/79 | Cases Completed During Year | Under Supervision 6/30/79 | Cases Completed During Year | Under Supervision 6/30/79 | Cases Completed During Year | Under Supervision 6/30/79 | Cases Completed During Year | Under Supervision 6/30/79 | Cases Completed During Year | | |
| Juveniles Under Supervision | 8 | 12 | 5 | 8 | 56 | 36 | 56 | 62 | 25 | 23 | | |
| Official Probation | 3 | 4 | 5 | 20 | 1 | 8 | 0 | 2 | 0 | 3 | | |
| Unofficial Supervision | 0 | 1 | 5 | 0 | 9 | 2 | 11 | 4 | 2 | 0 | | |
| Aftercare in Direct Care | 1 | 3 | 2 | 2 | 7 | 5 | 4 | 9 | 4 | 6 | | |
| Aftercare in Community | | | | | | | | | | | | |
| Adults Under Supervision | 0 | 0 | 0 | 0 | 0 | 0 | 0 | 0 | 0 | 0 | | |
| Official Probation | 0 | 0 | 0 | 0 | 0 | 0 | 0 | 0 | 0 | 0 | | |
| Unofficial Supervision | | | | | | | | | | | | |
| Family Counseling | 0 | 2 | 5 | 1 | 10 | 2 | 9 | 3 | 2 | 0 | | |
| Reports | | | | | | | | | | | | |
| Social History | | 6 | | 5 | | 156 | | 107 | | 29 | | |
| Transfer | | 1 | | 1 | | 25 | | 15 | | 2 | | |
| Addendum | | 7 | | 11 | | 3 | | 5 | | 22 | | |
| Foster Care | | 0 | | 0 | | 0 | | 0 | | 0 | | |
| Intake Total | 114 | | 139 | | 475 | | 656 | | 211 | | | |

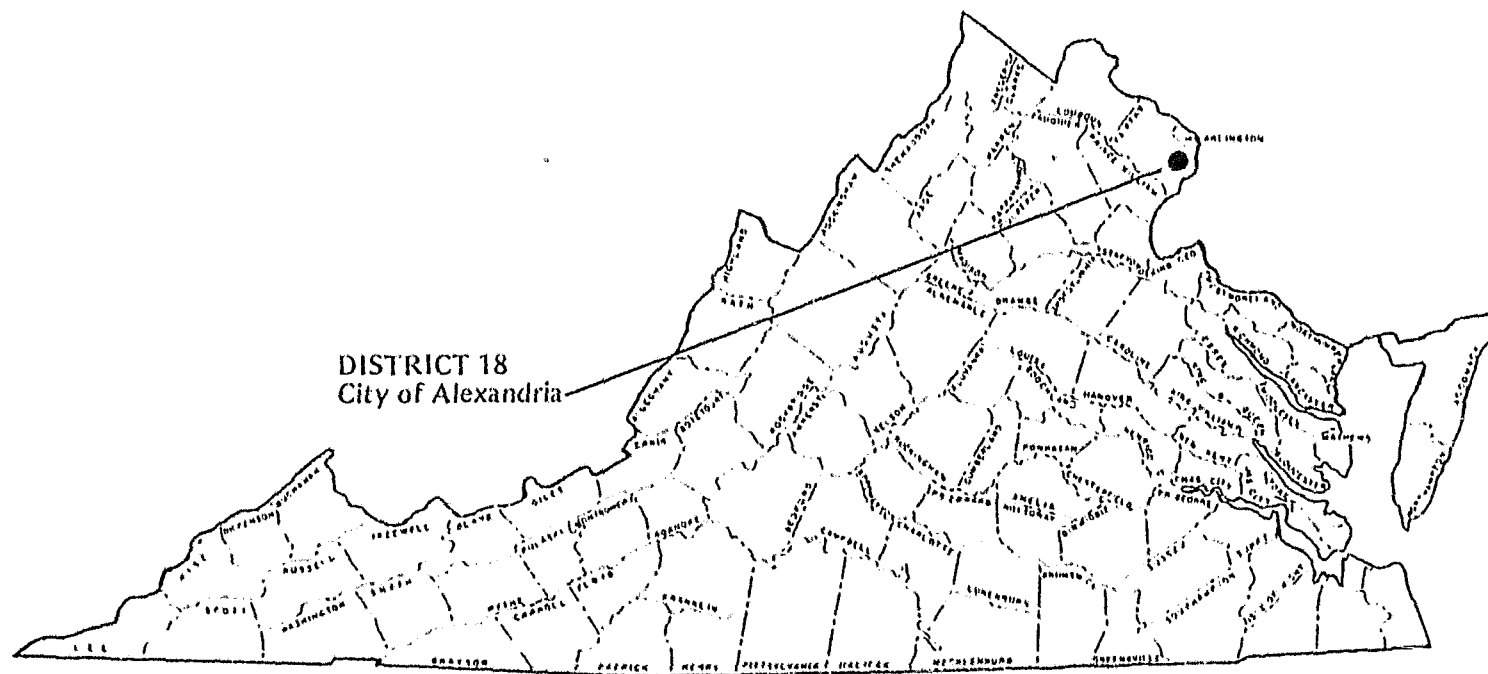
DISTRICT 15
City of Fredericksburg
Counties of:
Caroline
Essex
Hanover
King George
Lancaster
Northumberland
Richmond
Spotsylvania
Stafford
Westmoreland



| | Cases Under Supervision June 30, 1979 | Cases Completed During Fiscal Year | TOTAL INTAKES: 3,043 | |
|------------------------------------|--|---------------------------------------|--|------------|
| Juveniles Under Supervision | | | Reports Completed During Fiscal Year: | |
| Official Probation | 319 | 348 | | |
| Unofficial Supervision | 26 | 93 | | |
| Aftercare in Direct Care | 56 | 9 | | |
| Aftercare in Community | 31 | 43 | | |
| Adults Under Supervision | | | Transfer | 103 |
| Official Probation | 0 | 1 | Addendums | 93 |
| Unofficial Supervision | 0 | 0 | Foster Care | 0 |
| Family Counseling | 71 | 83 | | |
| TOTAL | 503 | 577 | Total Reports | 814 |



| | Cases Under Supervision June 30, 1979 | Cases Completed During Fiscal Year | TOTAL INTAKES: 2,379 | |
|-----------------------------|--|---------------------------------------|--|-----|
| Juveniles Under Supervision | | | Reports Completed During Fiscal Year: | |
| Official Probation | 185 | 161 | Social History | 470 |
| Unofficial Supervision | 73 | 158 | Transfer | 0 |
| Aftercare in Direct Care | 28 | 9 | Addendums | 24 |
| Aftercare in Community | 17 | 18 | Foster Care | 22 |
| Adults Under Supervision | | | Total Reports | |
| Official Probation | 26 | 68 | 516 | |
| Unofficial Supervision | 2 | 6 | | |
| Family Counseling | 4 | 5 | | |
| TOTAL | 335 | 425 | | |



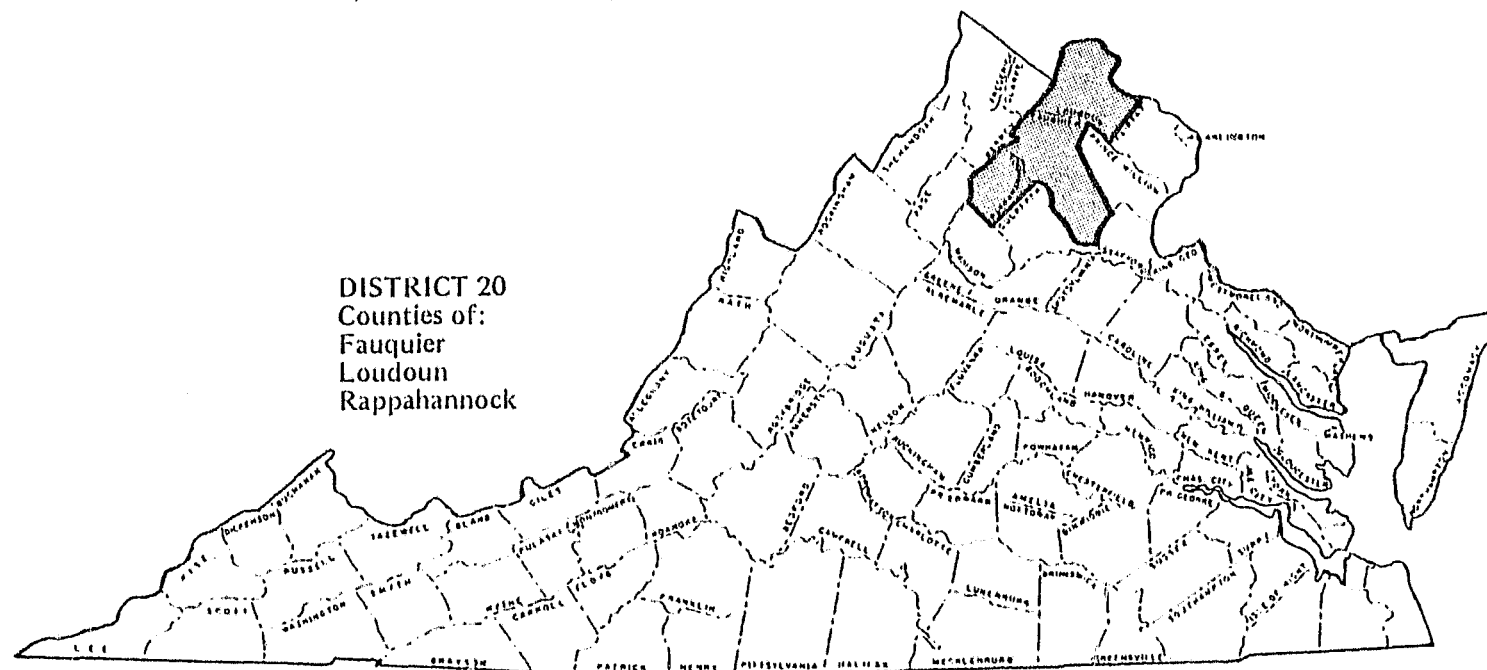
| | Cases Under Supervision June 30, 1979 | Cases Completed During Fiscal Year | TOTAL INTAKES: 1,615 | |
|-----------------------------|--|---------------------------------------|--|-----|
| Juveniles Under Supervision | | | Reports Completed During Fiscal Year: | |
| Official Probation | 138 | 155 | Social History | 192 |
| Unofficial Supervision | 22 | 51 | Transfer | 13 |
| Aftercare in Direct Care | 14 | 5 | Addendums | 600 |
| Aftercare in Community | 24 | 20 | Foster Care | 197 |
| Adults Under Supervision | | | Total Reports 1,002 | |
| Official Probation | 0 | 2 | | |
| Unofficial Supervision | 0 | 2 | | |
| Family Counseling | 9 | 3 | | |
| TOTAL | 207 | 238 | | |

| Type of Service | FALLS CHURCH | | FAIRFAX | |
|-----------------------------|------------------------------|--------------------------------|------------------------------|--------------------------------|
| | Under Supervision 6/30/79 | Cases Completed During Year | Under Supervision 6/30/79 | Cases Completed During Year |
| Juveniles Under Supervision | | | | |
| Official Probation | 4 | 10 | 496 | 1,108 |
| Unofficial Supervision | 0 | 0 | 1 | 27 |
| Aftercare in Direct Care | 0 | 0 | 45 | 129 |
| Aftercare in Community | 0 | 0 | 45 | 96 |
| Adults Under Supervision | | | | |
| Official Probation | 0 | 0 | 16 | 0 |
| Unofficial Supervision | 0 | 0 | 0 | 0 |
| Family Counseling | 0 | 0 | 1 | 64 |
| Reports | | | | |
| Social History | | 21 | | 834 |
| Transfer | | 3 | | 0 |
| Addendum | | 0 | | 0 |
| Foster Care | | 0 | | 0 |
| Intake | | | | |
| Total | 84 | | 10,100 | |

[illegible]

Note: Fairfax does not contribute to the information system established by the Division of Program Development and Evaluation for collecting court service data. The above data was extracted from the reports prepared in Fairfax, where they use a different reporting procedure.

| Type of Service | LOUDOUN | | FAUQUIER/ RAPPAHANNOCK | |
|-----------------------------|---------------------------------|-----------------------------------|---------------------------------|-----------------------------------|
| | Under Supervision 6/30/79 | Cases Completed During Year | Under Supervision 6/30/79 | Cases Completed During Year |
| Juveniles Under Supervision | | | | |
| Official Probation | 73 | 59 | 32 | 27 |
| Unofficial Supervision | 22 | 19 | 0 | 2 |
| Aftercare in Direct Care | 5 | 4 | 0 | 2 |
| Aftercare in Community | 6 | 5 | 1 | 0 |
| Adults Under Supervision | | | | |
| Official Probation | 0 | 3 | 3 | 1 |
| Unofficial Supervision | 1 | 0 | 0 | 0 |
| Family Counseling | 23 | 19 | 4 | 0 |
| Reports | | | | |
| Social History | | 120 | | 37 |
| Transfer | | 14 | | 6 |
| Addendum | | 10 | | 0 |
| Foster Care | | 5 | | 0 |
| Intake Total | 1,303 | | 279 | |

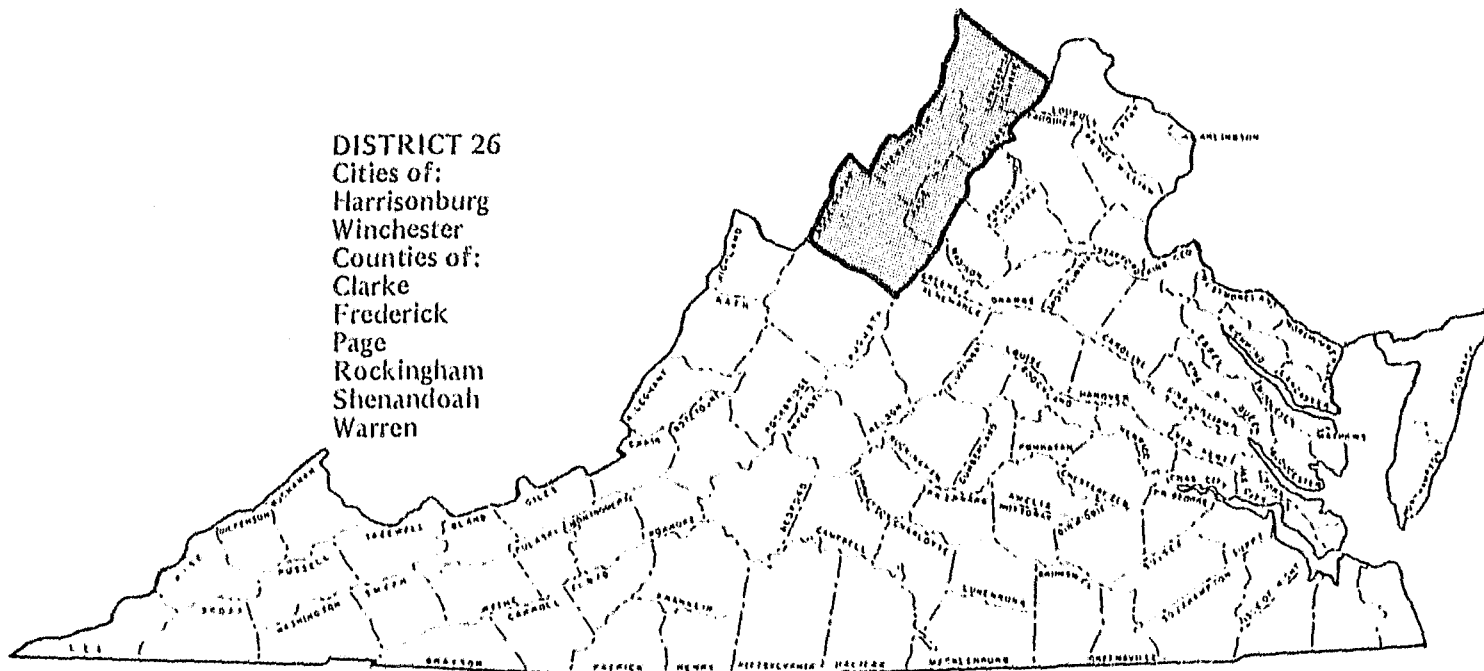


| | Cases Under Supervision June 30, 1979 | Cases Completed During Fiscal Year | TOTAL INTAKES: 1,582 | |
|------------------------------------|--|---------------------------------------|--|-----|
| Juveniles Under Supervision | | | Reports Completed During Fiscal Year: | |
| Official Probation | 105 | 86 | | |
| Unofficial Supervision | 22 | 21 | | |
| Aftercare in Direct Care | 5 | 6 | | |
| Aftercare in Community | 7 | 5 | Social History | 157 |
| Adults Under Supervision | | | Transfer | 20 |
| Official Probation | 3 | 4 | Addendums | 10 |
| Unofficial Supervision | 1 | 0 | Foster Care | 5 |
| Family Counseling | 27 | 19 | | |
| TOTAL | 170 | 141 | Total Reports | 192 |

| Type of Service | WINCHESTER | | FREDERICK | | CLARKE | | WARREN | |
|-----------------------------|---------------------------|-----------------------------|---------------------------|-----------------------------|---------------------------|-----------------------------|---------------------------|-----------------------------|
| | Under Supervision 6/30/79 | Cases Completed During Year | Under Supervision 6/30/79 | Cases Completed During Year | Under Supervision 6/30/79 | Cases Completed During Year | Under Supervision 6/30/79 | Cases Completed During Year |
| Juveniles Under Supervision | 12 | 14 | 9 | 6 | 5 | 5 | 23 | 21 |
| Official Probation | 2 | 0 | 0 | 1 | 2 | 0 | 0 | 0 |
| Unofficial Supervision | 23 | 0 | 3 | 0 | 1 | 0 | 6 | 1 |
| Aftercare in Direct Care | 15 | 4 | 2 | 0 | 1 | 2 | 6 | 4 |
| Aftercare in Community | | | | | | | | |
| Adults Under Supervision | 0 | 0 | 0 | 0 | 0 | 0 | 0 | 0 |
| Official Probation | 0 | 0 | 0 | 0 | 0 | 0 | 0 | 0 |
| Unofficial Supervision | | | | | | | | |
| Family Counseling | 5 | 0 | 0 | 1 | 0 | 0 | 0 | 0 |
| Reports | | | | | | | | |
| Social History | | 11 | | 18 | | 6 | | 30 |
| Transfer | | 0 | | 1 | | 2 | | 5 |
| Addendum | | 11 | | 9 | | 2 | | 23 |
| Foster Care | | 14 | | 14 | | 4 | | 11 |
| Intake Total | 221 | | 200 | | 29 | | 142 | |
| Type of Service | SHENANDOAH | | PAGE | | HARRISONBURG | | ROCKINGHAM | |
| | Under Supervision 6/30/79 | Cases Completed During Year | Under Supervision 6/30/79 | Cases Completed During Year | Under Supervision 6/30/79 | Cases Completed During Year | Under Supervision 6/30/79 | Cases Completed During Year |
| Juveniles Under Supervision | 15 | 22 | 11 | 11 | 15 | 12 | 35 | 30 |
| Official Probation | 0 | 0 | 0 | 0 | 0 | 0 | 0 | 0 |
| Unofficial Supervision | 2 | 2 | 1 | 0 | 1 | 1 | 3 | 2 |
| Aftercare in Direct Care | 0 | 2 | 1 | 2 | 0 | 0 | 0 | 5 |
| Aftercare in Community | | | | | | | | |
| Adults Under Supervision | 0 | 0 | 0 | 0 | 0 | 0 | 0 | 0 |
| Official Probation | 0 | 0 | 0 | 0 | 0 | 0 | 0 | 0 |
| Unofficial Supervision | | | | | | | | |
| Family Counseling | 0 | 0 | 4 | 1 | 1 | 1 | 0 | 0 |
| Reports | | | | | | | | |
| Social History | | 32 | | 21 | | 11 | | 32 |
| Transfer | | 1 | | 0 | | 0 | | 1 |
| Addendum | | 2 | | 4 | | 0 | | 1 |
| Foster Care | | 11 | | 47 | | 30 | | 21 |
| Intake Total | 253 | | 220 | | 219 | | 457 | |

DISTRICT 26

Cities of:
Harrisonburg
Winchester
Counties of:
Clarke
Frederick
Page
Rockingham
Shenandoah
Warren

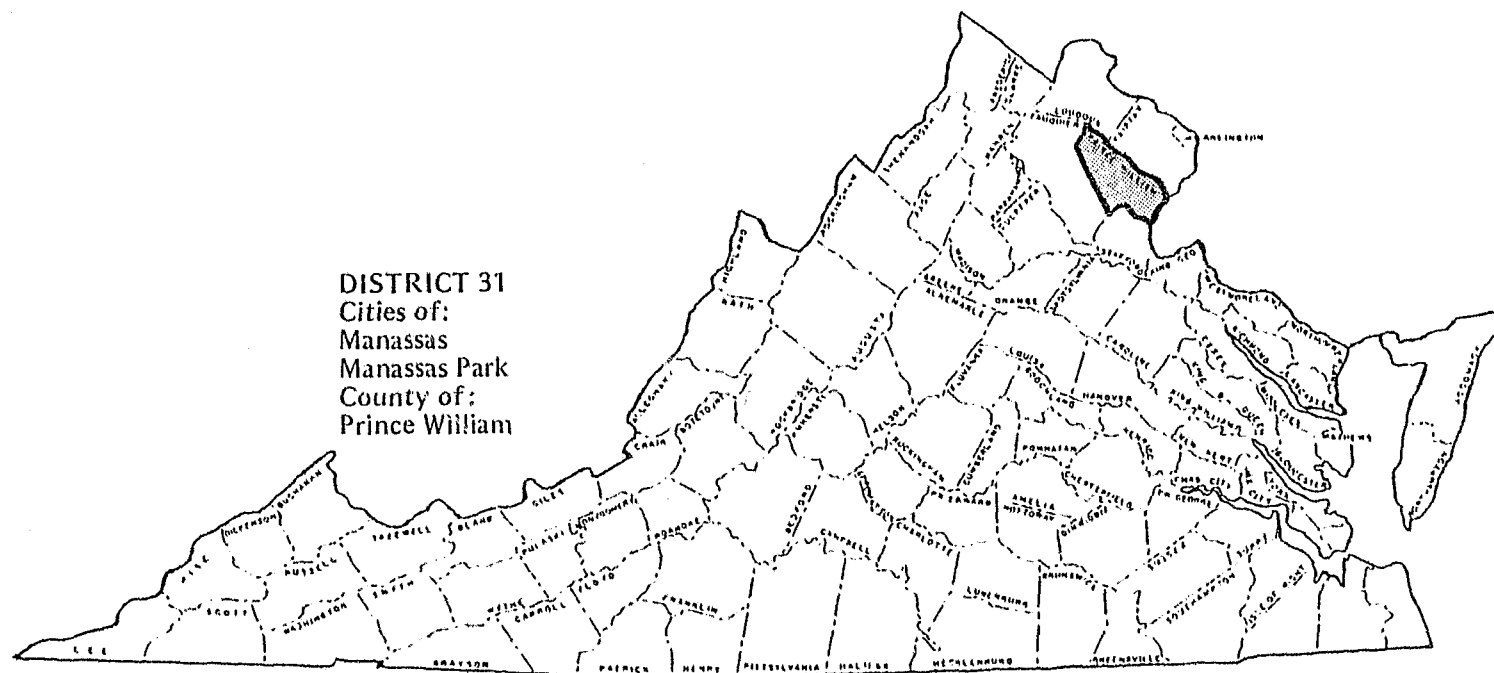


| | Cases Under Supervision June 30, 1979 | Cases Completed During Fiscal Year | TOTAL INTAKES: 1,741 | |
|------------------------------------|--|---------------------------------------|--|-----|
| Juveniles Under Supervision | | | Reports Completed During Fiscal Year: | |
| Official Probation | 125 | 121 | | |
| Unofficial Supervision | 4 | 1 | | |
| Aftercare in Direct Care | 40 | 6 | | |
| Aftercare in Community | 25 | 19 | Social History | 161 |
| Adults Under Supervision | | | Transfer | 10 |
| Official Probation | 0 | 0 | Addendums | 52 |
| Unofficial Supervision | 0 | 0 | Foster Care | 152 |
| Family Counseling | 10 | 3 | | |
| TOTAL | 204 | 150 | Total Reports | 375 |

CONTINUED

1 OF 3

| Type of Service | PRINCE WILLIAM | | MANASSAS | | MANASSAS PARK | |
|-----------------------------|------------------------------|--------------------------------|------------------------------|--------------------------------|------------------------------|--------------------------------|
| | Under Supervision 6/30/79 | Cases Completed During Year | Under Supervision 6/30/79 | Cases Completed During Year | Under Supervision 6/30/79 | Cases Completed During Year |
| Juveniles Under Supervision | | | | | | |
| Official Probation | 418 | 600 | 15 | 28 | 37 | 28 |
| Unofficial Supervision | 80 | 351 | 3 | 14 | 4 | 9 |
| Aftercare in Direct Care | 74 | 24 | 1 | 1 | 2 | 3 |
| Aftercare in Community | 34 | 21 | 0 | 1 | 5 | 2 |
| Adults Under Supervision | | | | | | |
| Official Probation | 32 | 32 | 0 | 1 | 2 | 3 |
| Unofficial Supervision | 4 | 1 | 0 | 0 | 0 | 0 |
| Family Counseling | 67 | 17 | 0 | 0 | 1 | 0 |
| Reports | | | | | | |
| Social History | | 488 | | 21 | | 28 |
| Transfer | | 15 | | 0 | | 2 |
| Addendum | | 87 | | 9 | | 13 |
| Foster Care | | 0 | | 0 | | 0 |
| Intake | | | | | | |
| Total | 4,412 | | 221 | | 210 | |

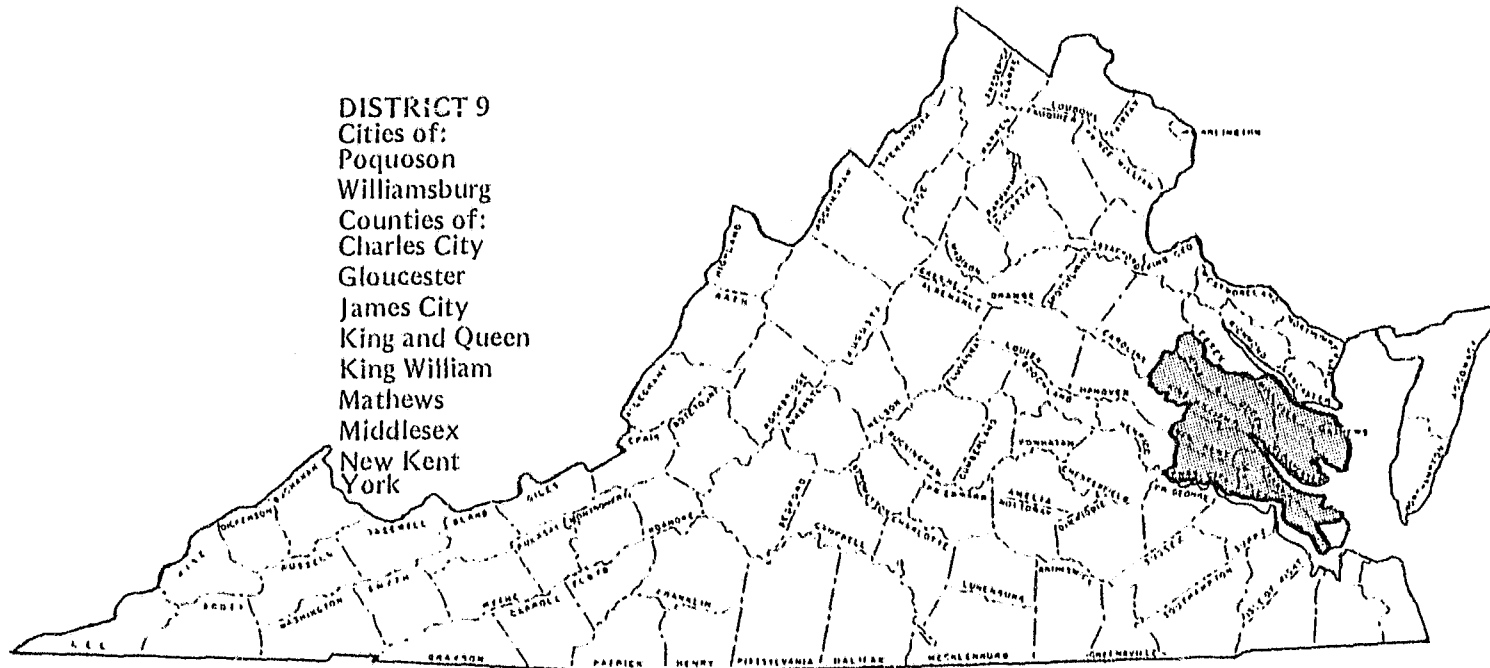


| | Cases Under Supervision June 30, 1979 | Cases Completed During Fiscal Year | TOTAL INTAKES: 4,843 | |
|-----------------------------|--|---------------------------------------|--|-----|
| Juveniles Under Supervision | | | Reports Completed During Fiscal Year: | |
| Official Probation | 470 | 656 | | |
| Unofficial Supervision | 87 | 374 | | |
| Aftercare in Direct Care | 77 | 28 | | |
| Aftercare in Community | 39 | 24 | Social History | 537 |
| Adults Under Supervision | | | Transfer | 17 |
| Official Probation | 34 | 36 | Addendums | 109 |
| Unofficial Supervision | 4 | 1 | Foster Care | 0 |
| Family Counseling | 68 | 17 | | |
| TOTAL | 779 | 1,136 | Total Reports | 663 |

| Type of Service | WILLIAMSBURG | | YORK | | JAMES CITY | | KING AND QUEEN | | GLOUCESTER | | MATHEWS | |
|-----------------------------|---------------------------|-----------------------------|---------------------------|-----------------------------|---------------------------|-----------------------------|---------------------------|-----------------------------|---------------------------|-----------------------------|---------------------------|-----------------------------|
| | Under Supervision 6/30/79 | Cases Completed During Year | Under Supervision 6/30/79 | Cases Completed During Year | Under Supervision 6/30/79 | Cases Completed During Year | Under Supervision 6/30/79 | Cases Completed During Year | Under Supervision 6/30/79 | Cases Completed During Year | Under Supervision 6/30/79 | Cases Completed During Year |
| Juveniles Under Supervision | 16 | 3 | 51 | 71 | 72 | 55 | 6 | 4 | 19 | 36 | 3 | 7 |
| Official Probation | 5 | 0 | 10 | 11 | 8 | 6 | 0 | 0 | 11 | 22 | 2 | 4 |
| Unofficial Supervision | 1 | 1 | 7 | 2 | 15 | 1 | 1 | 0 | 1 | 1 | 0 | 1 |
| Aftercare in Direct Care | 0 | 1 | 4 | 9 | 7 | 4 | 0 | 0 | 2 | 4 | 1 | 0 |
| Aftercare in Community | | | | | | | | | | | | |
| Adults Under Supervision | 0 | 0 | 0 | 0 | 0 | 0 | 0 | 0 | 0 | 0 | 0 | 0 |
| Official Probation | 0 | 0 | 0 | 0 | 1 | 0 | 0 | 0 | 0 | 0 | 0 | 0 |
| Unofficial Supervision | | | | | | | | | | | | |
| Family Counseling | 5 | 5 | 20 | 53 | 41 | 46 | 1 | 5 | 13 | 35 | 0 | 4 |
| Reports | | | | | | | | | | | | |
| Social History | | 15 | | 75 | | 69 | | 4 | | 17 | | 5 |
| Transfer | | 0 | | 2 | | 4 | | 0 | | 5 | | 2 |
| Addendum | | 8 | | 34 | | 57 | | 1 | | 27 | | 4 |
| Foster Care | | 0 | | 0 | | 0 | | 0 | | 0 | | 0 |
| Intake Total | 191 | | 371 | | 432 | | 45 | | 186 | | 49 | |
| Type of Service | MIDDLESEX | | CHARLES CITY | | NEW KENT | | POQUOSON | | KING WILLIAM | | | |
| | Under Supervision 6/30/79 | Cases Completed During Year | Under Supervision 6/30/79 | Cases Completed During Year | Under Supervision 6/30/79 | Cases Completed During Year | Under Supervision 6/30/79 | Cases Completed During Year | Under Supervision 6/30/79 | Cases Completed During Year | | |
| Juveniles Under Supervision | 6 | 16 | 14 | 16 | 17 | 27 | 12 | 11 | 20 | 8 | | |
| Official Probation | 0 | 3 | 5 | 0 | 2 | 1 | 0 | 3 | 1 | 1 | | |
| Unofficial Supervision | 0 | 0 | 1 | 2 | 0 | 2 | 1 | 0 | 2 | 0 | | |
| Aftercare in Direct Care | 0 | 0 | 0 | 0 | 0 | 3 | 0 | 0 | 0 | 0 | | |
| Aftercare in Community | | | | | | | | | | | | |
| Adults Under Supervision | 0 | 0 | 0 | 0 | 0 | 0 | 0 | 0 | 0 | 0 | | |
| Official Probation | 0 | 0 | 0 | 0 | 0 | 0 | 0 | 0 | 0 | 0 | | |
| Unofficial Supervision | | | | | | | | | | | | |
| Family Counseling | 5 | 5 | 2 | 15 | 14 | 17 | 5 | 7 | 7 | 8 | | |
| Reports | | | | | | | | | | | | |
| Social History | | 8 | | 13 | | 17 | | 15 | | 18 | | |
| Transfer | | 0 | | 0 | | 0 | | 0 | | 0 | | |
| Addendum | | 6 | | 5 | | 16 | | 6 | | 6 | | |
| Foster Care | | 0 | | 0 | | 0 | | 0 | | 0 | | |
| Intake Total | 34 | | 80 | | 164 | | 117 | | 107 | | | |

DISTRICT 9

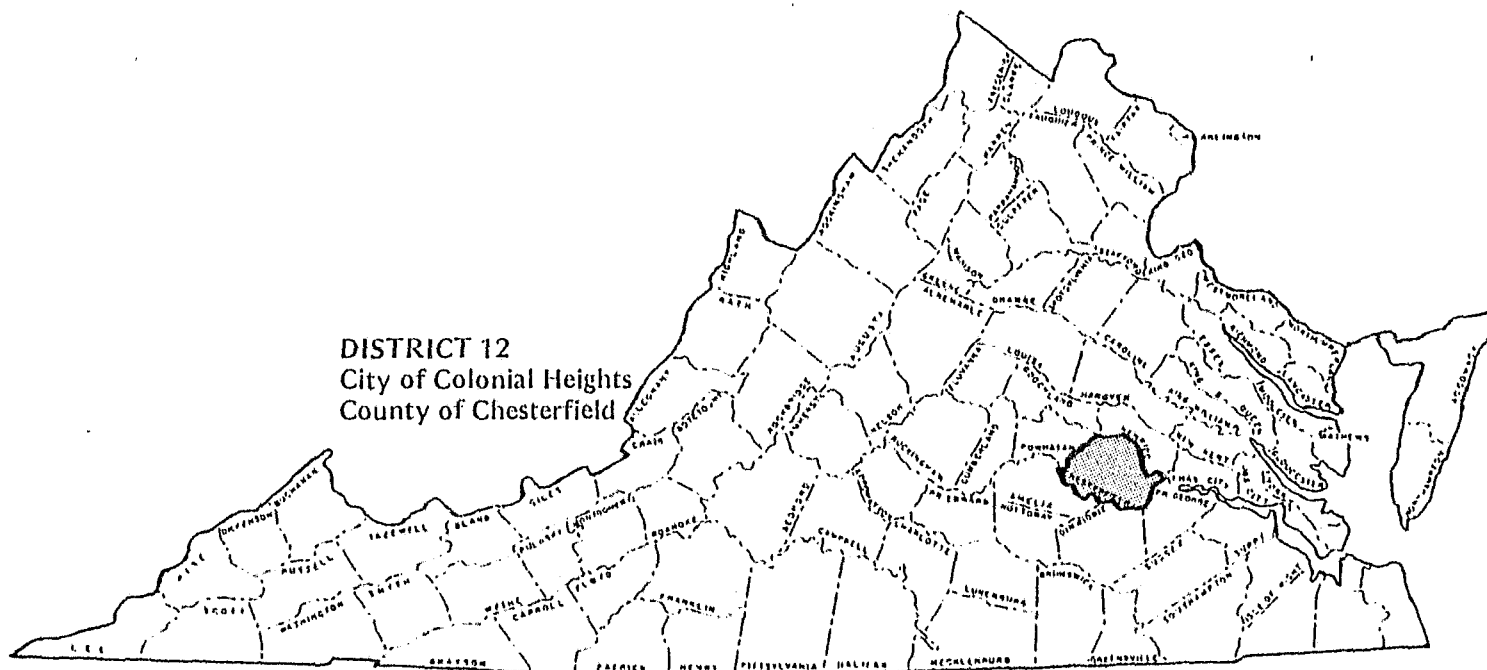
Cities of:
Poquoson
Williamsburg
Counties of:
Charles City
Gloucester
James City
King and Queen
King William
Mathews
Middlesex
New Kent
York



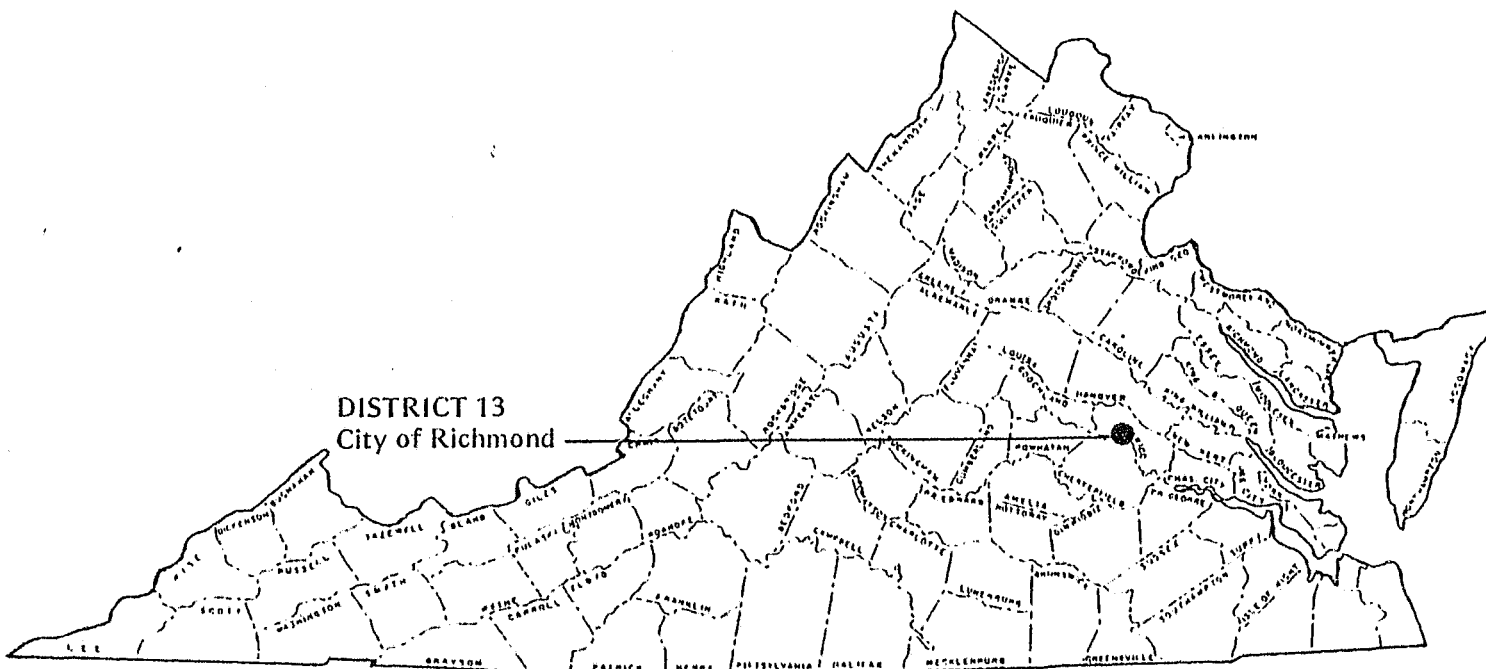
| | Cases Under Supervision June 30, 1979 | Cases Completed During Fiscal Year | TOTAL INTAKES: 1,776 | |
|------------------------------------|--|---------------------------------------|--|------------|
| Juveniles Under Supervision | | | Reports Completed During Fiscal Year: | |
| Official Probation | 236 | 254 | Social History | 256 |
| Unofficial Supervision | 44 | 51 | Transfer | 13 |
| Aftercare in Direct Care | 29 | 10 | Addendums | 170 |
| Aftercare in Community | 14 | 21 | Foster Care | 0 |
| Adults Under Supervision | | | | |
| Official Probation | 0 | 0 | | |
| Unofficial Supervision | 1 | 0 | | |
| Family Counseling | 109 | 200 | | |
| TOTAL | 433 | 536 | Total Reports | 439 |

| Type of Service | PETERSBURG | | DINWIDDIE | | NOTTOWAY | | AMELIA | | POWHATAN | |
|-----------------------------|---------------------------|-----------------------------|---------------------------|-----------------------------|---------------------------|-----------------------------|---------------------------|-----------------------------|---------------------------|-----------------------------|
| | Under Supervision 6/30/79 | Cases Completed During Year | Under Supervision 6/30/79 | Cases Completed During Year | Under Supervision 6/30/79 | Cases Completed During Year | Under Supervision 6/30/79 | Cases Completed During Year | Under Supervision 6/30/79 | Cases Completed During Year |
| Juveniles Under Supervision | | | | | | | | | | |
| Official Probation | 112 | 126 | 34 | 33 | 41 | 28 | 16 | 16 | 15 | 8 |
| Unofficial Supervision | 23 | 23 | 0 | 2 | 0 | 2 | 1 | 0 | 3 | 4 |
| Aftercare in Direct Care | 29 | 2 | 2 | 0 | 4 | 0 | 2 | 0 | 0 | 0 |
| Aftercare in Community | 22 | 22 | 2 | 1 | 1 | 7 | 4 | 0 | 2 | 0 |
| Adults Under Supervision | | | | | | | | | | |
| Official Probation | 0 | 0 | 0 | 0 | 0 | 2 | 0 | 0 | 0 | 0 |
| Unofficial Supervision | 0 | 0 | 0 | 0 | 0 | 0 | 0 | 0 | 0 | 0 |
| Family Counseling | 17 | 123 | 13 | 0 | 4 | 0 | 2 | 0 | 0 | 1 |
| Reports | | | | | | | | | | |
| Social History | | 152 | | 34 | | 37 | | 20 | | 10 |
| Transfer | | 100 | | 21 | | 3 | | 2 | | 23 |
| Addendum | | 21 | | 3 | | 43 | | 5 | | 7 |
| Foster Care | | 0 | | 0 | | 22 | | 0 | | 4 |
| Intake Total | 1,097 | | 268 | | 616 | | 214 | | 219 | |

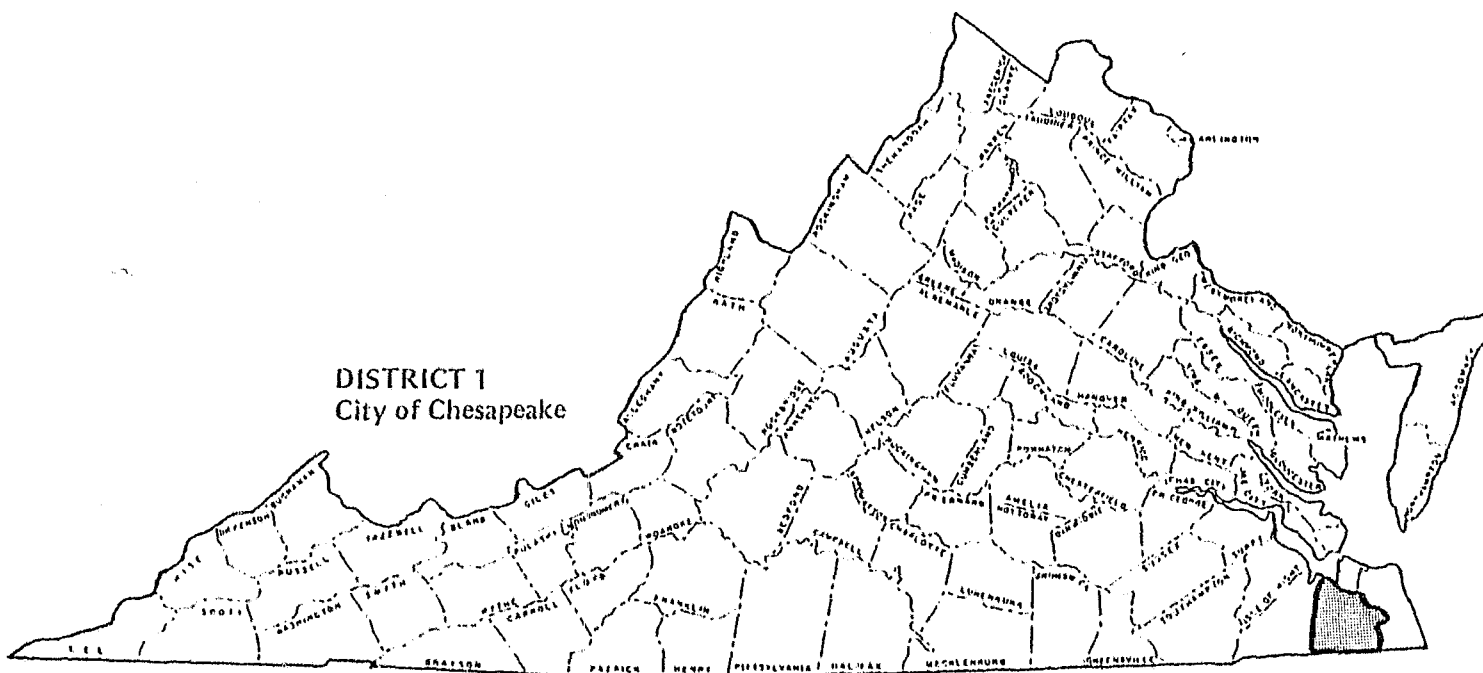
| Type of Service | COLONIAL HEIGHTS | | CHESTERFIELD | |
|-----------------------------|------------------------------|--------------------------------|------------------------------|--------------------------------|
| | Under Supervision 6/30/79 | Cases Completed During Year | Under Supervision 6/30/79 | Cases Completed During Year |
| Juveniles Under Supervision | | | | |
| Official Probation | 7 | 16 | 85 | 100 |
| Unofficial Supervision | 0 | 2 | 4 | 9 |
| Aftercare in Direct Care | 5 | 0 | 15 | 14 |
| Aftercare in Community | 2 | 1 | 17 | 15 |
| Adults Under Supervision | | | | |
| Official Probation | 0 | 0 | 0 | 0 |
| Unofficial Supervision | 0 | 0 | 0 | 0 |
| Family Counseling | 0 | 0 | 35 | 89 |
| Reports | | | | |
| Social History | | 52 | | 448 |
| Transfer | | 0 | | 18 |
| Addendum | | 4 | | 39 |
| Foster Care | | 0 | | 0 |
| Intake Total | 454 | | 2,483 | |



| | Cases Under Supervision June 30, 1979 | Cases Completed During Fiscal Year | TOTAL INTAKES: 2,937 | |
|------------------------------------|--|---------------------------------------|--|------------|
| Juveniles Under Supervision | | | Reports Completed During Fiscal Year: Social History 500 Transfer 18 Addendums 43 Foster Care 0 | |
| Official Probation | 92 | 116 | | |
| Unofficial Supervision | 4 | 11 | | |
| Aftercare in Direct Care | 20 | 14 | | |
| Aftercare in Community | 19 | 16 | | |
| Adults Under Supervision | | | | |
| Official Probation | 0 | 0 | | |
| Unofficial Supervision | 0 | 0 | | |
| Family Counseling | 35 | 89 | | |
| TOTAL | 170 | 246 | Total Reports | 561 |

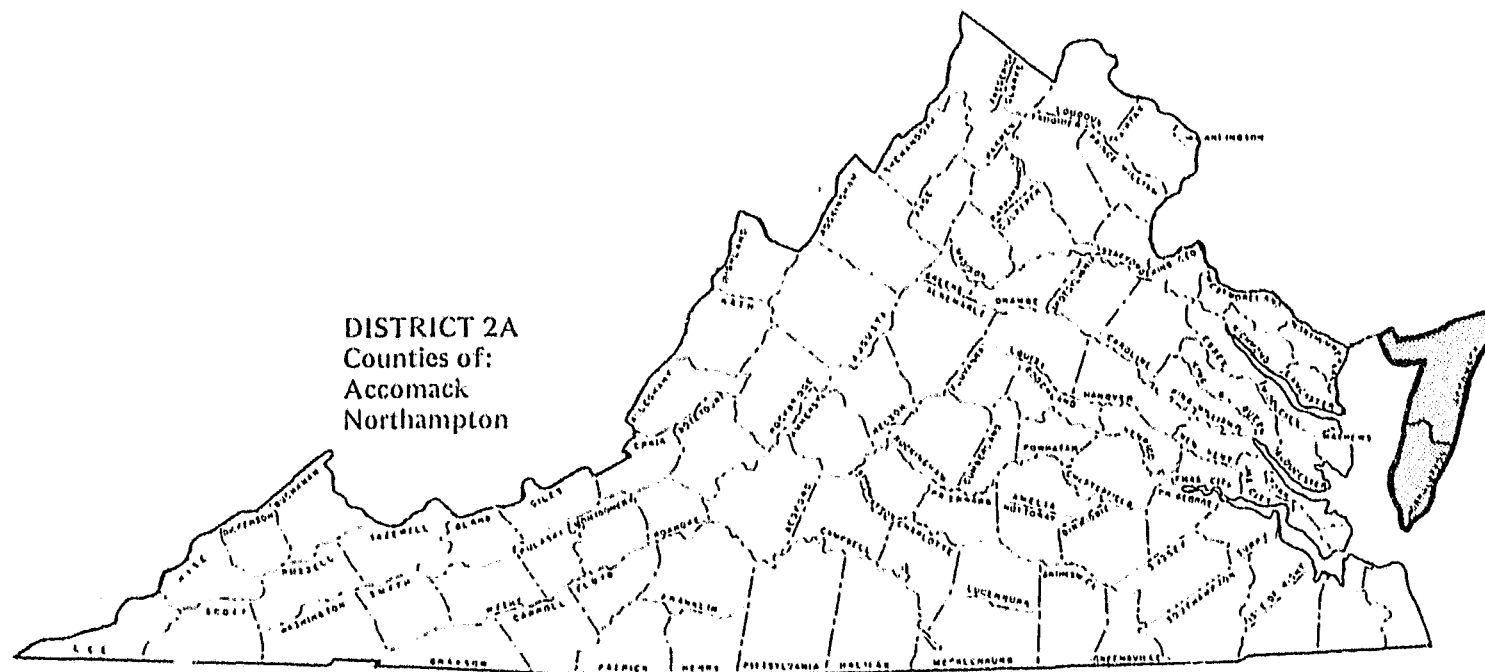


| | Cases Under Supervision June 30, 1979 | Cases Completed During Fiscal Year | TOTAL INTAKES: 4,420 | |
|-----------------------------|--|---------------------------------------|--|-------|
| Juveniles Under Supervision | | | Reports Completed During Fiscal Year: | |
| Official Probation | 270 | 285 | | |
| Unofficial Supervision | 76 | 164 | | |
| Aftercare in Direct Care | 73 | 19 | | |
| Aftercare in Community | 72 | 61 | Social History | 588 |
| Adults Under Supervision | | | Transfer | 227 |
| Official Probation | 0 | 0 | Addendums | 410 |
| Unofficial Supervision | 0 | 0 | Foster Care | 1 |
| Family Counseling | 208 | 319 | | |
| TOTAL | 699 | 848 | Total Reports | 1,226 |

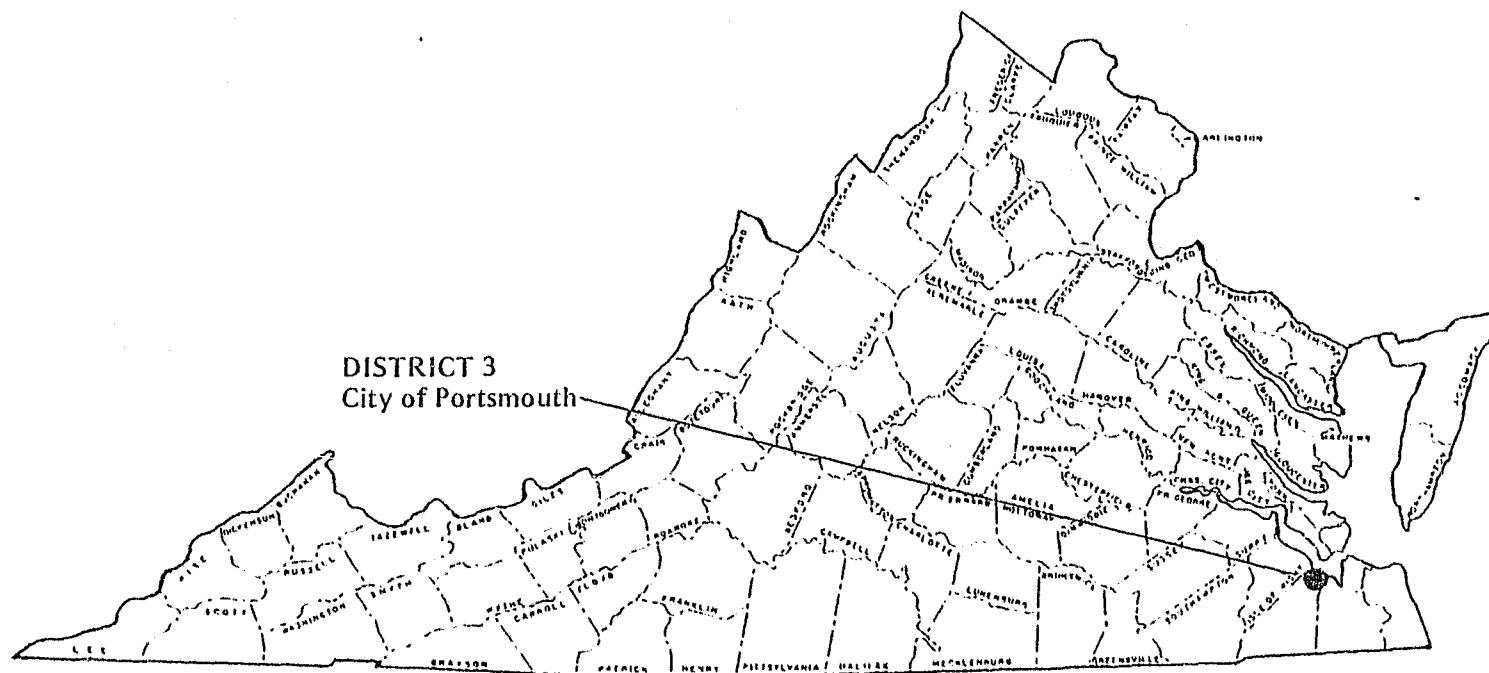


| | Cases Under Supervision June 30, 1979 | Cases Completed During Fiscal Year | TOTAL INTAKES: 3,711 | |
|-----------------------------|--|---------------------------------------|--|-----|
| Juveniles Under Supervision | | | Reports Completed During Fiscal Year: | |
| Official Probation | 256 | 479 | Social History | 489 |
| Unofficial Supervision | 30 | 76 | Transfer | 75 |
| Aftercare in Direct Care | 39 | 9 | Addendums | 71 |
| Aftercare in Community | 18 | 21 | Foster Care | 1 |
| Adults Under Supervision | | | Total Reports 636 | |
| Official Probation | 1 | 1 | | |
| Unofficial Supervision | 2 | 2 | | |
| Family Counseling | 111 | 170 | | |
| TOTAL | 457 | 758 | | |

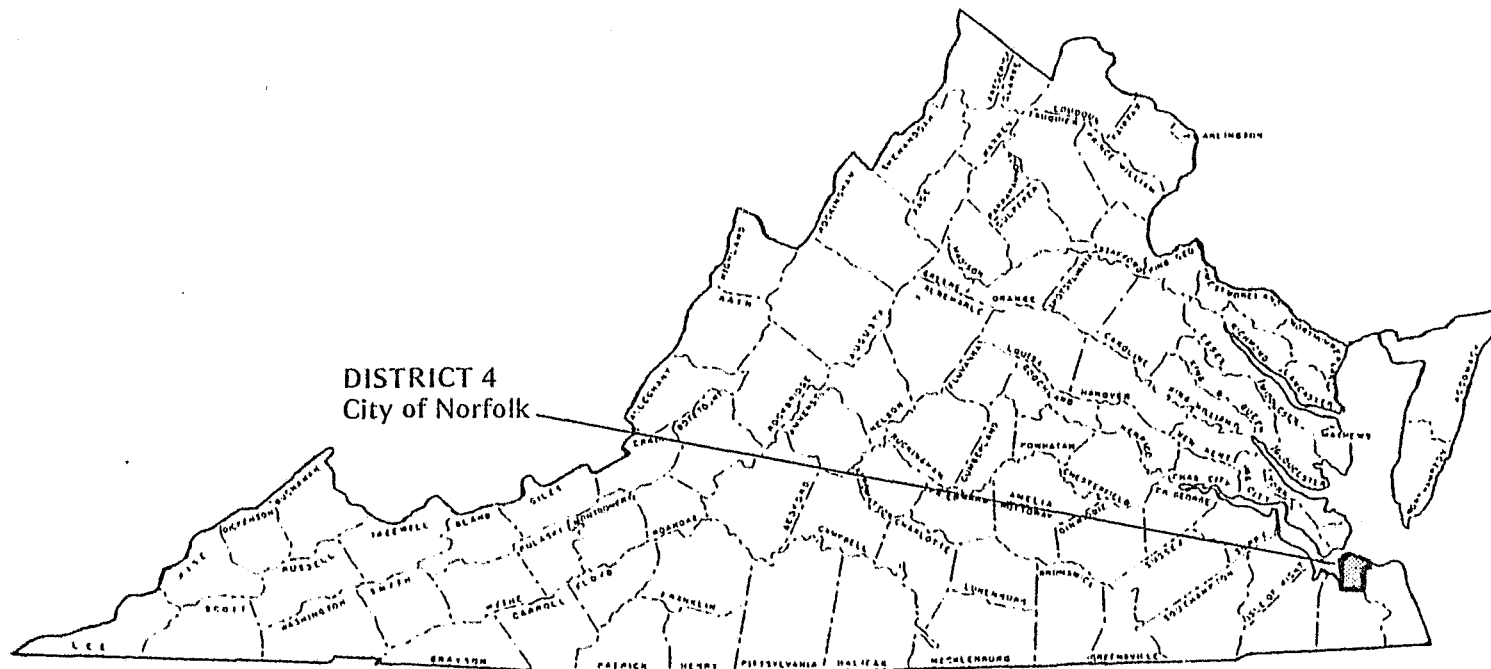
| Type of Service | ACCOMACK | | NORTHAMPTON | |
|-----------------------------|------------------------------|--------------------------------|------------------------------|--------------------------------|
| | Under Supervision 6/30/79 | Cases Completed During Year | Under Supervision 6/30/79 | Cases Completed During Year |
| Juveniles Under Supervision | | | | |
| Official Probation | 19 | 28 | 17 | 31 |
| Unofficial Supervision | 6 | 19 | 0 | 14 |
| Aftercare in Direct Care | 6 | 4 | 6 | 3 |
| Aftercare in Community | 1 | 7 | 1 | 7 |
| Adults Under Supervision | | | | |
| Official Probation | 0 | 0 | 0 | 0 |
| Unofficial Supervision | 0 | 0 | 0 | 0 |
| Family Counseling | 0 | 0 | 0 | 1 |
| Reports | | | | |
| Social History | | 64 | | 31 |
| Transfer | | 13 | | 0 |
| Addendum | | 6 | | 4 |
| Foster Care | | 0 | | 0 |
| Intake Total | 304 | | 155 | |



| | Cases Under Supervision June 30, 1979 | Cases Completed During Fiscal Year | TOTAL INTAKES: 459 | |
|------------------------------------|--|---------------------------------------|--|------------|
| Juveniles Under Supervision | | | Reports Completed During Fiscal Year: | |
| Official Probation | 36 | 59 | Social History | 95 |
| Unofficial Supervision | 6 | 33 | Transfer | 13 |
| Aftercare in Direct Care | 12 | 7 | Addendums | 10 |
| Aftercare in Community | 2 | 14 | Foster Care | 0 |
| Adults Under Supervision | | | | |
| Official Probation | 0 | 0 | | |
| Unofficial Supervision | 0 | 0 | | |
| Family Counseling | 0 | 1 | | |
| TOTAL | 56 | 114 | Total Reports | 118 |

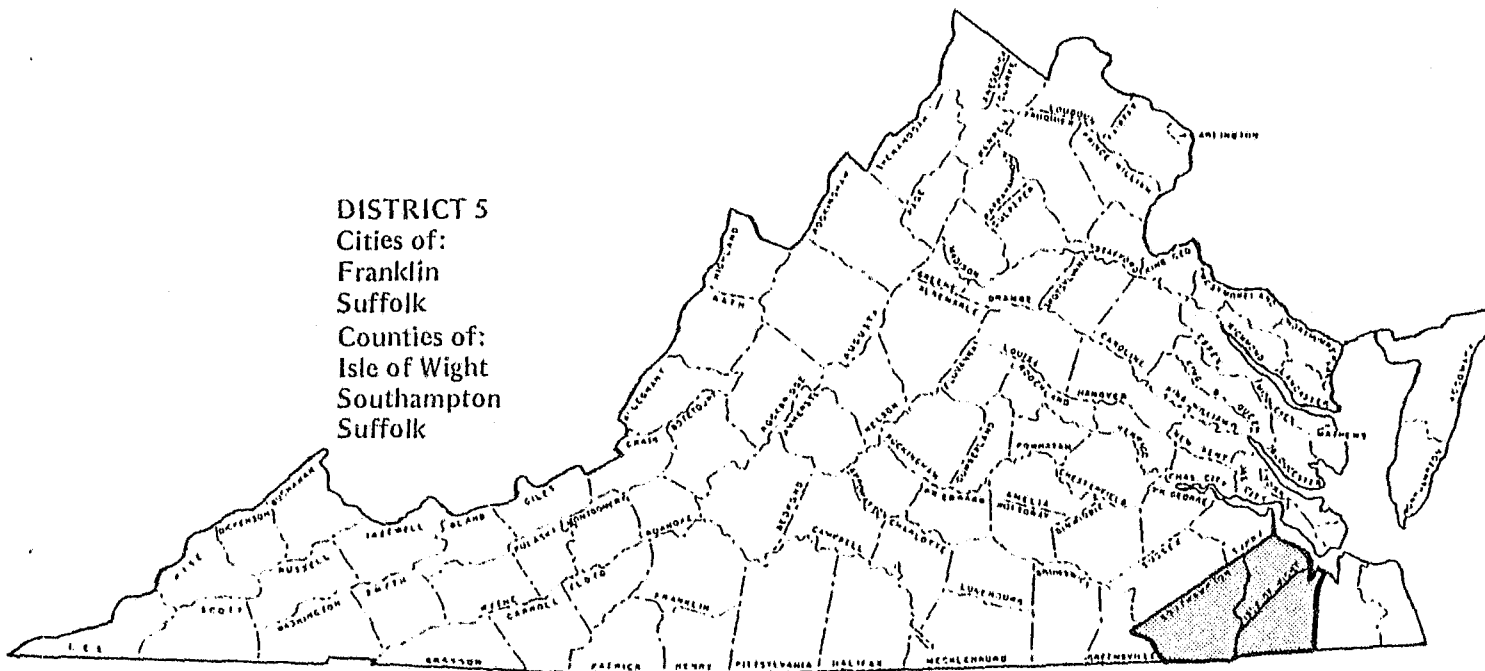


| | Cases Under Supervision June 30, 1979 | Cases Completed During Fiscal Year | TOTAL INTAKES: 2,020 | |
|-----------------------------|--|---------------------------------------|--|-----|
| Juveniles Under Supervision | | | Reports Completed During Fiscal Year: | |
| Official Probation | 188 | 149 | Social History | 334 |
| Unofficial Supervision | 23 | 239 | Transfer | 33 |
| Aftercare in Direct Care | 43 | 5 | Addendums | 19 |
| Aftercare in Community | 21 | 20 | Foster Care | 0 |
| Adults Under Supervision | | | Total Reports 386 | |
| Official Probation | 0 | 0 | | |
| Unofficial Supervision | 0 | 0 | | |
| Family Counseling | 33 | 2 | | |
| TOTAL | 308 | 415 | | |



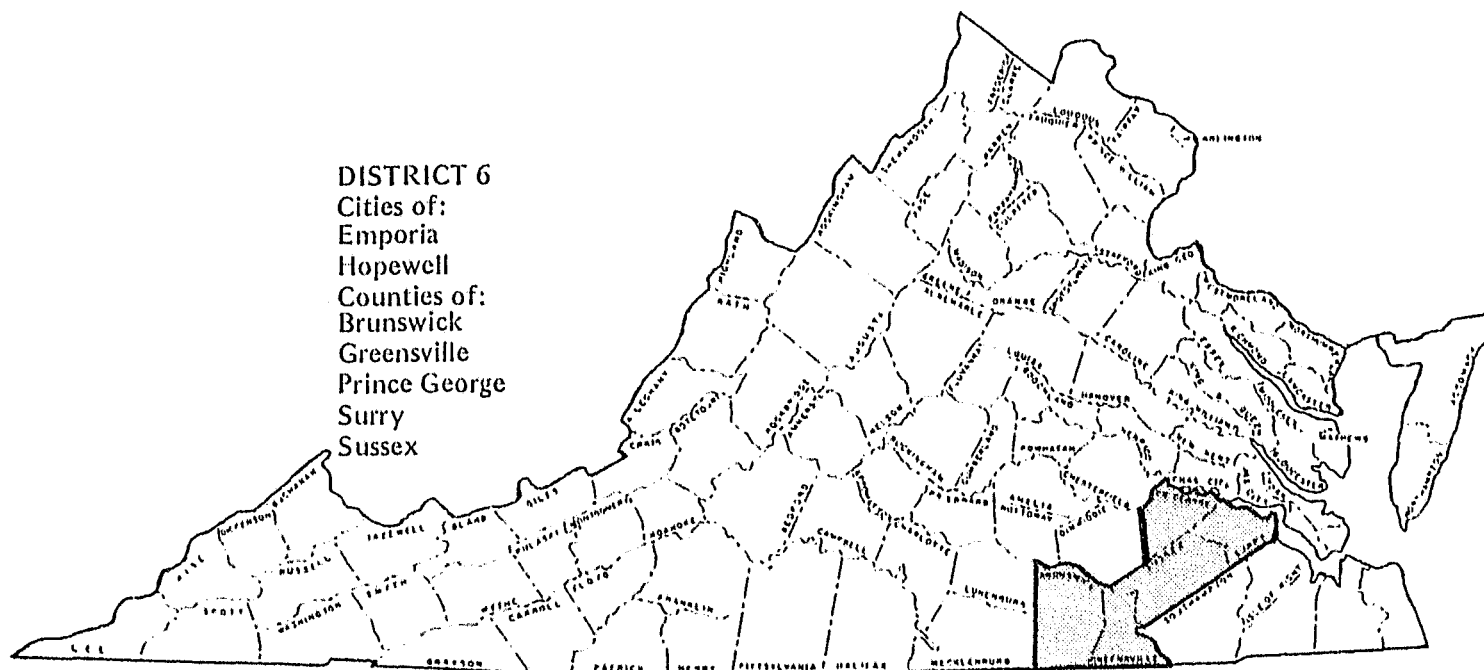
| | Cases Under Supervision June 30, 1979 | Cases Completed During Fiscal Year | TOTAL INTAKES: 4,571 |
|-----------------------------|--|---------------------------------------|--|
| Juveniles Under Supervision | | | Reports Completed During Fiscal Year: |
| Official Probation | 546 | 686 | Social History 1,393 |
| Unofficial Supervision | 208 | 530 | Transfer 293 |
| Aftercare in Direct Care | 88 | 40 | Addendums 445 |
| Aftercare in Community | 69 | 54 | Foster Care 0 |
| Adults Under Supervision | | | |
| Official Probation | 96 | 215 | |
| Unofficial Supervision | 9 | 7 | |
| Family Counseling | 11 | 92 | |
| TOTAL | 1,027 | 1,624 | Total Reports 2,131 |

| Type of Service | FRANKLIN (City) | | SUFFOLK | | ISLE OF WIGHT | | SOUTHAMPTON | |
|-----------------------------|------------------------------|--------------------------------|------------------------------|--------------------------------|------------------------------|--------------------------------|------------------------------|--------------------------------|
| | Under Supervision 6/30/79 | Cases Completed During Year | Under Supervision 6/30/79 | Cases Completed During Year | Under Supervision 6/30/79 | Cases Completed During Year | Under Supervision 6/30/79 | Cases Completed During Year |
| Juveniles Under Supervision | | | | | | | | |
| Official Probation | 16 | 18 | 104 | 64 | 36 | 37 | 24 | 9 |
| Unofficial Supervision | 2 | 2 | 5 | 21 | 1 | 2 | 2 | 1 |
| Aftercare in Direct Care | 1 | 0 | 18 | 7 | 6 | 2 | 4 | 1 |
| Aftercare in Community | 1 | 1 | 15 | 16 | 5 | 4 | 4 | 2 |
| Adults Under Supervision | | | | | | | | |
| Official Probation | 0 | 0 | 0 | 0 | 0 | 0 | 0 | 0 |
| Unofficial Supervision | 0 | 0 | 0 | 0 | 0 | 0 | 0 | 1 |
| Family Counseling | 0 | 5 | 2 | 4 | 0 | 1 | 0 | 1 |
| Reports | | | | | | | | |
| Social History | | 16 | | 102 | | 21 | | 42 |
| Transfer | | 5 | | 22 | | 11 | | 7 |
| Addendum | | 11 | | 89 | | 64 | | 14 |
| Foster Care | | 2 | | 339 | | 28 | | 42 |
| Intake | | | | | | | | |
| Total | 148 | | 936 | | 248 | | 114 | |

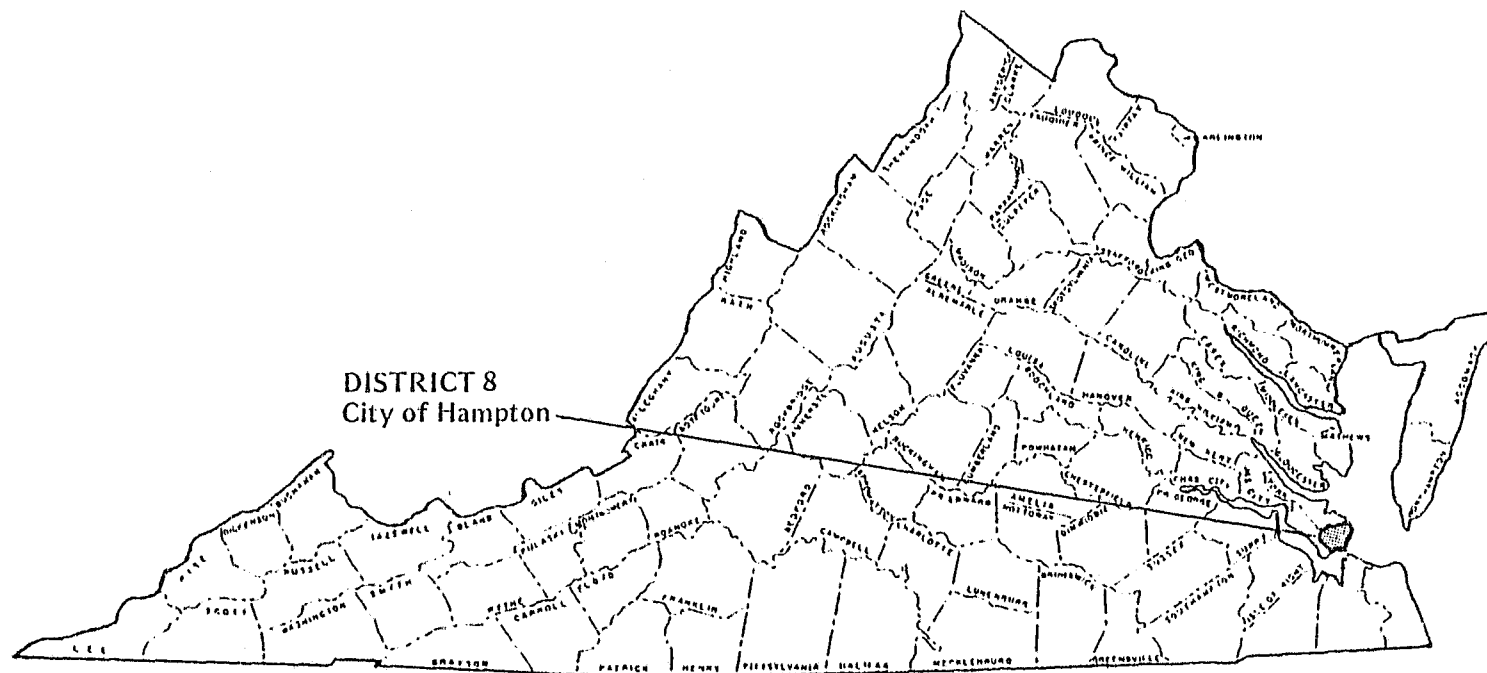


| | Cases Under Supervision June 30, 1979 | Cases Completed During Fiscal Year | TOTAL INTAKES: 1,446 | |
|-----------------------------|--|---------------------------------------|--|-----|
| Juveniles Under Supervision | | | Reports Completed During Fiscal Year: | |
| Official Probation | 180 | 128 | | |
| Unofficial Supervision | 10 | 26 | | |
| Aftercare in Direct Care | 29 | 10 | | |
| Aftercare in Community | 25 | 23 | Social History | 181 |
| Adults Under Supervision | | | Transfer | 45 |
| Official Probation | 0 | 0 | Addendums | 178 |
| Unofficial Supervision | 0 | 1 | Foster Care | 411 |
| Family Counseling | 2 | 11 | | |
| TOTAL | 246 | 199 | Total Reports | 815 |

| Type of Service | EMPORIA | | HOPEWELL | | PRINCE GEORGE | | SURRY | | SUSSEX | | GREENSVILLE | | BRUNSWICK | |
|-----------------------------|------------------------------|--------------------------------|------------------------------|--------------------------------|------------------------------|--------------------------------|------------------------------|--------------------------------|------------------------------|--------------------------------|------------------------------|--------------------------------|------------------------------|--------------------------------|
| | Under Supervision 6/30/79 | Cases Completed During Year | Under Supervision 6/30/79 | Cases Completed During Year | Under Supervision 6/30/79 | Cases Completed During Year | Under Supervision 6/30/79 | Cases Completed During Year | Under Supervision 6/30/79 | Cases Completed During Year | Under Supervision 6/30/79 | Cases Completed During Year | Under Supervision 6/30/79 | Cases Completed During Year |
| Juveniles Under Supervision | | | | | | | | | | | | | | |
| Official Probation | 24 | 9 | 36 | 27 | 17 | 19 | 2 | 2 | 3 | 4 | 13 | 8 | 10 | 17 |
| Unofficial Supervision | 1 | 0 | 3 | 4 | 13 | 38 | 0 | 0 | 0 | 1 | 1 | 3 | 4 | 0 |
| Aftercare in Direct Care | 3 | 2 | 15 | 5 | 1 | 2 | 0 | 0 | 1 | 0 | 1 | 1 | 3 | 0 |
| Aftercare in Community | 5 | 2 | 5 | 6 | 3 | 1 | 0 | 0 | 2 | 1 | 1 | 3 | 1 | 3 |
| Adults Under Supervision | | | | | | | | | | | | | | |
| Official Probation | 0 | 0 | 0 | 0 | 0 | 0 | 0 | 0 | 0 | 0 | 0 | 0 | 0 | 0 |
| Unofficial Supervision | 0 | 0 | 1 | 1 | 0 | 0 | 0 | 0 | 0 | 0 | 0 | 0 | 0 | 0 |
| Family Counseling | 3 | 2 | 16 | 5 | 1 | 10 | 0 | 0 | 1 | 0 | 1 | 1 | 3 | 0 |
| Reports | | | | | | | | | | | | | | |
| Social History | | 40 | | 79 | | 26 | | 4 | | 13 | | 22 | | 15 |
| Transfer | | 4 | | 2 | | 0 | | 1 | | 0 | | 4 | | 0 |
| Addendum | | 8 | | 18 | | 6 | | 0 | | 7 | | 9 | | 1 |
| Foster Care | | 26 | | 102 | | 0 | | 26 | | 32 | | 57 | | 7 |
| Intake Total | 213 | | 819 | | 317 | | 26 | | 134 | | 239 | | 178 | |



| | Cases Under Supervision June 30, 1979 | Cases Completed During Fiscal Year | TOTAL INTAKES: 1,926 | |
|-----------------------------|--|---------------------------------------|--|-----|
| Juveniles Under Supervision | | | Reports Completed During Fiscal Year: | |
| Official Probation | 105 | 86 | | |
| Unofficial Supervision | 22 | 46 | | |
| Aftercare in Direct Care | 24 | 10 | | |
| Aftercare in Community | 17 | 16 | Social History | 199 |
| Adults Under Supervision | | | Transfer | 11 |
| Official Probation | 0 | 0 | Addendums | 49 |
| Unofficial Supervision | 1 | 1 | Foster Care | 250 |
| Family Counseling | 25 | 18 | | |
| TOTAL | 194 | 177 | Total Reports | 509 |



| | Cases Under Supervision June 30, 1979 | Cases Completed During Fiscal Year | TOTAL INTAKES: 3,255 | |
|-----------------------------|--|---------------------------------------|--|-----|
| Juveniles Under Supervision | | | Reports Completed During Fiscal Year: | |
| Official Probation | 142 | 218 | Social History | 355 |
| Unofficial Supervision | 1 | 60 | Transfer | 1 |
| Aftercare in Direct Care | 42 | 5 | Addendums | 213 |
| Aftercare in Community | 37 | 23 | Foster Care | 0 |
| Adults Under Supervision | | | Total Reports | |
| Official Probation | 0 | 0 | 569 | |
| Unofficial Supervision | 0 | 1 | | |
| Family Counseling | 76 | 50 | | |
| TOTAL | 298 | 357 | | |

ADULTS UNDER SUPERVISION OF THE DIVISION OF COMMUNITY AND PREVENTION SERVICES
FISCAL YEAR ENDING JUNE 30, 1979

The data in this section of the report were submitted to the central office of the Division of Community and Prevention Services by each district office in Virginia. The regional and district locations reflect the new divisions which were created in the reorganization of the Department of Corrections in September, 1978.

PROBATION CASELOADS

Probationers are received for supervision from courts of record (Circuit Courts) or courts not of record (General District Courts). Of the total clients served during 1979, there were 17,672 from Circuit Courts and 2,447 from District Courts. At the end of the fiscal year there were 10,151 probationers remaining under supervision from Circuit Courts and 1,103 from District Courts. At the end of last fiscal year there were 9,624 probationers under supervision from courts of record and 1,040 from courts not of record. This is a 5.5 percent increase in the number of clients under supervision from Circuit Courts and a 6.1 percent increase in clients from District Courts. The Southeast Region had the largest number of probationers under supervision on June 30, with 2,787. The smallest regional caseload was the East Central Region, with 1,537 probationers under supervision.

PAROLE/PARDON CASELOADS

During fiscal year 1979 there were 5,200 parolees or pardonees who were served by the Division of Community and Prevention Services. On the last day of the fiscal year there were 3,135 parolees under supervision and 8 pardonees under supervision. Last fiscal year there were 3,008 parolees and 13 pardonees being supervised on June 30. This represents a 4.2 percent increase in the number of parolees under supervision and a 38.5 percent decrease in the number

of pardonees under supervision. The East Central Region had the highest number of parolees under supervision on June 30, with 879; the Southeast Region was supervising 858 parolees on June 30. The Western Region had the smallest caseload, with 446 parolees/pardonees under supervision.

CLIENT FLOW

Among the probationers received for supervision during the fiscal year 1979, 66.8 percent were new cases from court, 4.1 percent were cases restored to supervision, 6.9 percent were new cases received from other states, 20.0 percent were Virginia probationers received from other districts; 1.2 percent were Virginia probationers returned from other states and 1.1 percent were opened administratively.

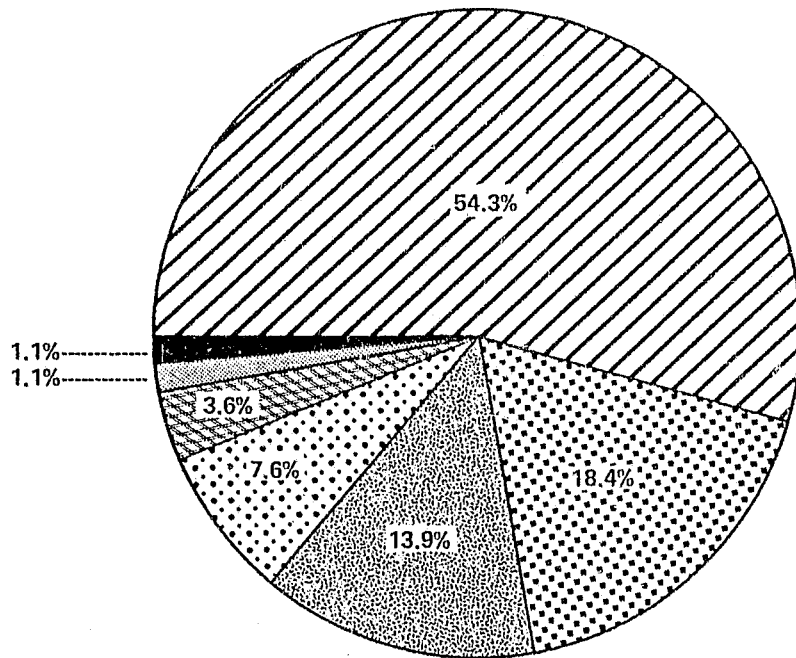
There were 22.5 percent of the probationers who were removed from probation supervision due to the expiration of term of probation; an additional 21.2 percent were removed from supervision by order of the court. Warrants were issued for 7.7 percent of the probationers who were discharged and 6.9 percent were probationers who had their probation revoked. Among the total probationers removed from supervision, 21.3 percent were transferred to other districts and 6.0 percent were transferred to other states for supervision.

The majority of parolees/pardonees who were received for supervision came directly from Virginia institutions (74.0 percent). There were 1.6 percent restored to supervision, 12.0 percent of the clients transferred from other districts and 10.4 percent transferred from other states. Among those removed from supervision, 49.1 percent were discharged from supervision, 21.7 percent were issued warrants, 12.7 percent were transferred to other districts and 3.6 percent were transferred to other states.

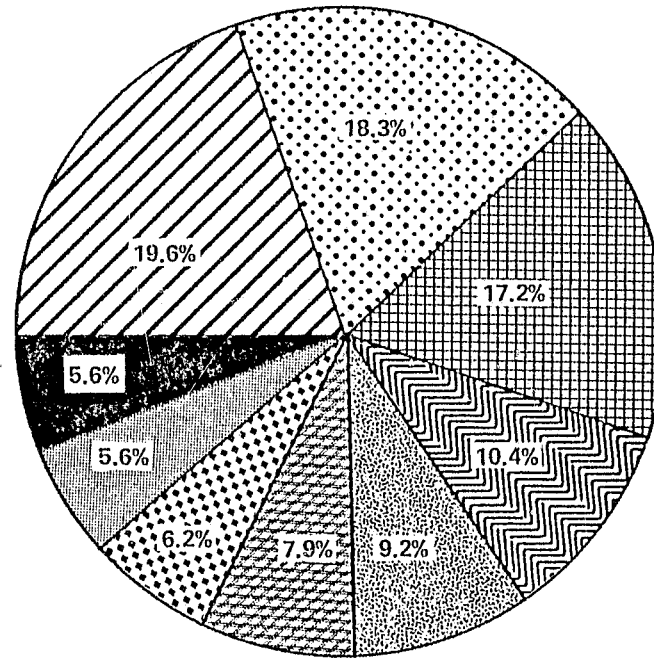
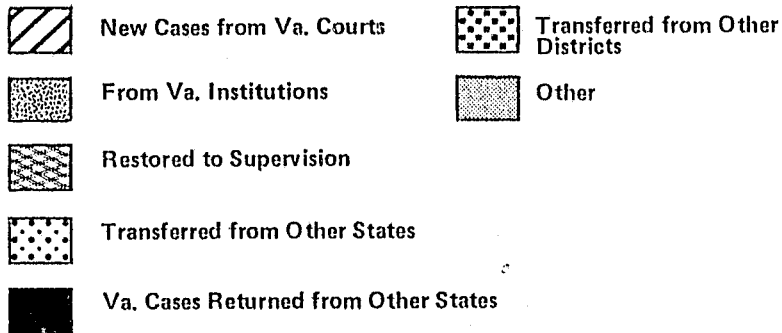
REGIONAL SUMMARY OF ADULTS UNDER SUPERVISION
FISCAL YEAR ENDING JUNE 30, 1979

| REGION/ DISTRICT | PROBATIONERS FROM CIRCUIT COURTS | | | PROBATIONERS FROM DISTRICT COURTS | | | PAROLEES/PARDONEES | | | TOTAL | | |
|-----------------------------------|---|--|--|---|--|--|---|--|--|---|--|--|
| | Total Under Supervision Fiscal Yr. 79 | Total Removed From Supervision Fiscal Yr. 79 | Total Remaining Under Supervision on June 30, 1979 | Total Under Supervision Fiscal Yr. 79 | Total Removed From Supervision Fiscal Yr. 79 | Total Remaining Under Supervision on June 30, 1979 | Total Under Supervision Fiscal Yr. 79 | Total Removed From Supervision Fiscal Yr. 79 | Total Remaining Under Supervision on June 30, 1979 | Total Under Supervision Fiscal Yr. 79 | Total Removed From Supervision Fiscal Yr. 79 | Total Remaining Under Supervision on June 30, 1979 |
| REGION I Western | | | | | | | | | | | | |
| District 12 | 768 | 224 | 544 | 68 | 35 | 33 | 148 | 58 | 90 | 984 | 317 | 667 |
| 15 | 1,348 | 482 | 866 | 36 | 25 | 11 | 252 | 93 | 159 | 1,636 | 600 | 1,036 |
| 16 | 777 | 330 | 447 | 334 | 174 | 160 | 141 | 57 | 84 | 1,252 | 561 | 691 |
| 17 | 368 | 163 | 205 | 156 | 89 | 67 | 92 | 32 | 60 | 616 | 284 | 332 |
| 18 | 261 | 104 | 157 | 69 | 33 | 36 | 63 | 26 | 37 | 393 | 163 | 230 |
| 28 | 302 | 155 | 147 | 67 | 35 | 32 | 40 | 24 | 16 | 409 | 214 | 195 |
| REGION II Central | | | | | | | | | | | | |
| District 8 | 140 | 55 | 85 | 13 | 9 | 4 | 54 | 23 | 31 | 207 | 87 | 120 |
| 9 | 404 | 150 | 248 | 62 | 48 | 14 | 95 | 37 | 58 | 561 | 241 | 320 |
| 13 | 635 | 254 | 381 | 38 | 25 | 13 | 132 | 50 | 82 | 805 | 329 | 476 |
| 14 | 513 | 229 | 284 | 135 | 69 | 66 | 161 | 49 | 112 | 809 | 347 | 462 |
| 20 | 248 | 164 | 84 | 8 | 6 | 2 | 39 | 31 | 8 | 295 | 201 | 94 |
| 22 | 453 | 173 | 200 | 65 | 40 | 25 | 173 | 55 | 118 | 691 | 268 | 423 |
| 24 | 154 | 57 | 97 | 37 | 15 | 22 | 22 | 6 | 16 | 213 | 78 | 135 |
| 26 | 217 | 90 | 110 | 8 | 4 | 4 | 44 | 18 | 26 | 269 | 120 | 149 |
| 37 | 179 | 74 | 105 | 2 | 2 | 0 | 36 | 13 | 23 | 217 | 89 | 128 |
| REGION III Northern | | | | | | | | | | | | |
| District 10 | 582 | 277 | 305 | 108 | 58 | 50 | 95 | 40 | 55 | 785 | 375 | 410 |
| 11 | 461 | 157 | 304 | 8 | 4 | 4 | 77 | 32 | 45 | 540 | 193 | 353 |
| 21 | 261 | 113 | 148 | 51 | 23 | 28 | 121 | 56 | 65 | 433 | 192 | 241 |
| 25 | 277 | 120 | 157 | 26 | 10 | 16 | 42 | 12 | 30 | 345 | 142 | 203 |
| 29 | 1,253 | 624 | 629 | 350 | 201 | 157 | 214 | 94 | 120 | 1,825 | 919 | 906 |
| 33 | 101 | 54 | 47 | 3 | 2 | 1 | 44 | 20 | 24 | 148 | 76 | 72 |
| 35 | 452 | 203 | 249 | 27 | 15 | 12 | 97 | 40 | 57 | 576 | 258 | 318 |
| 38 | 505 | 244 | 261 | 53 | 29 | 24 | 172 | 89 | 83 | 730 | 362 | 368 |
| REGION IV East Central | | | | | | | | | | | | |
| District 1 | 1,217 | 570 | 647 | 34 | 22 | 12 | 889 | 311 | 578 | 2,140 | 903 | 1,237 |
| 5 | 58 | 34 | 24 | 3 | 2 | 1 | 40 | 22 | 18 | 101 | 58 | 43 |
| 7 | 510 | 367 | 143 | 32 | 24 | 8 | 227 | 132 | 95 | 769 | 523 | 246 |
| 27 | 261 | 131 | 130 | 100 | 64 | 36 | 92 | 36 | 56 | 453 | 231 | 222 |
| 32 | 556 | 169 | 387 | 16 | 5 | 11 | 151 | 55 | 96 | 723 | 229 | 494 |
| 34 | 231 | 98 | 133 | 14 | 9 | 5 | 65 | 29 | 36 | 310 | 136 | 174 |
| REGION V Southeast | | | | | | | | | | | | |
| District 2 | 1,472 | 571 | 901 | 5 | 3 | 2 | 403 | 148 | 255 | 1,880 | 722 | 1,158 |
| 3 | 554 | 233 | 321 | 8 | 2 | 6 | 213 | 81 | 132 | 775 | 316 | 459 |
| 4 | 128 | 45 | 83 | 27 | 16 | 11 | 56 | 19 | 37 | 211 | 80 | 131 |
| 6 | 450 | 136 | 314 | 80 | 36 | 44 | 136 | 41 | 95 | 666 | 213 | 453 |
| 10 | 421 | 188 | 233 | 249 | 133 | 116 | 155 | 54 | 101 | 825 | 375 | 450 |
| 23 | 399 | 174 | 225 | 123 | 65 | 58 | 125 | 57 | 68 | 647 | 296 | 351 |
| 30 | 234 | 100 | 128 | 3 | 0 | 3 | 114 | 52 | 62 | 351 | 158 | 193 |
| 31 | 298 | 159 | 139 | 7 | 4 | 3 | 113 | 55 | 58 | 418 | 218 | 200 |
| 38 | 224 | 30 | 194 | 6 | 0 | 6 | 66 | 16 | 50 | 296 | 46 | 250 |

Chart 3
 CASES RECEIVED AND REMOVED FROM THE
 SUPERVISION OF PROBATION AND PAROLE OFFICES
 DURING FISCAL YEAR 1979



RECEIVED FOR SUPERVISION:



REMOVED FROM SUPERVISION:

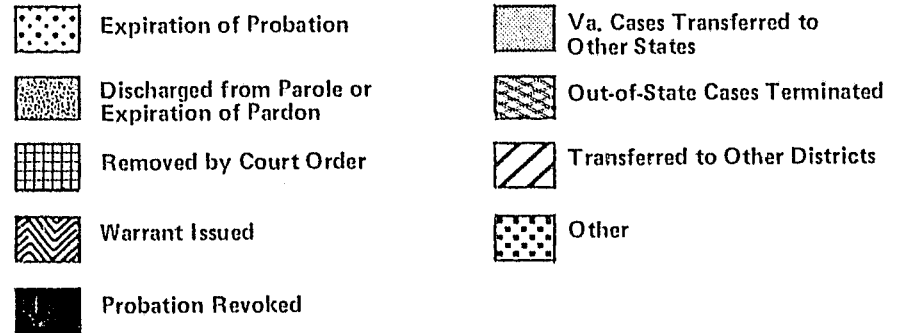
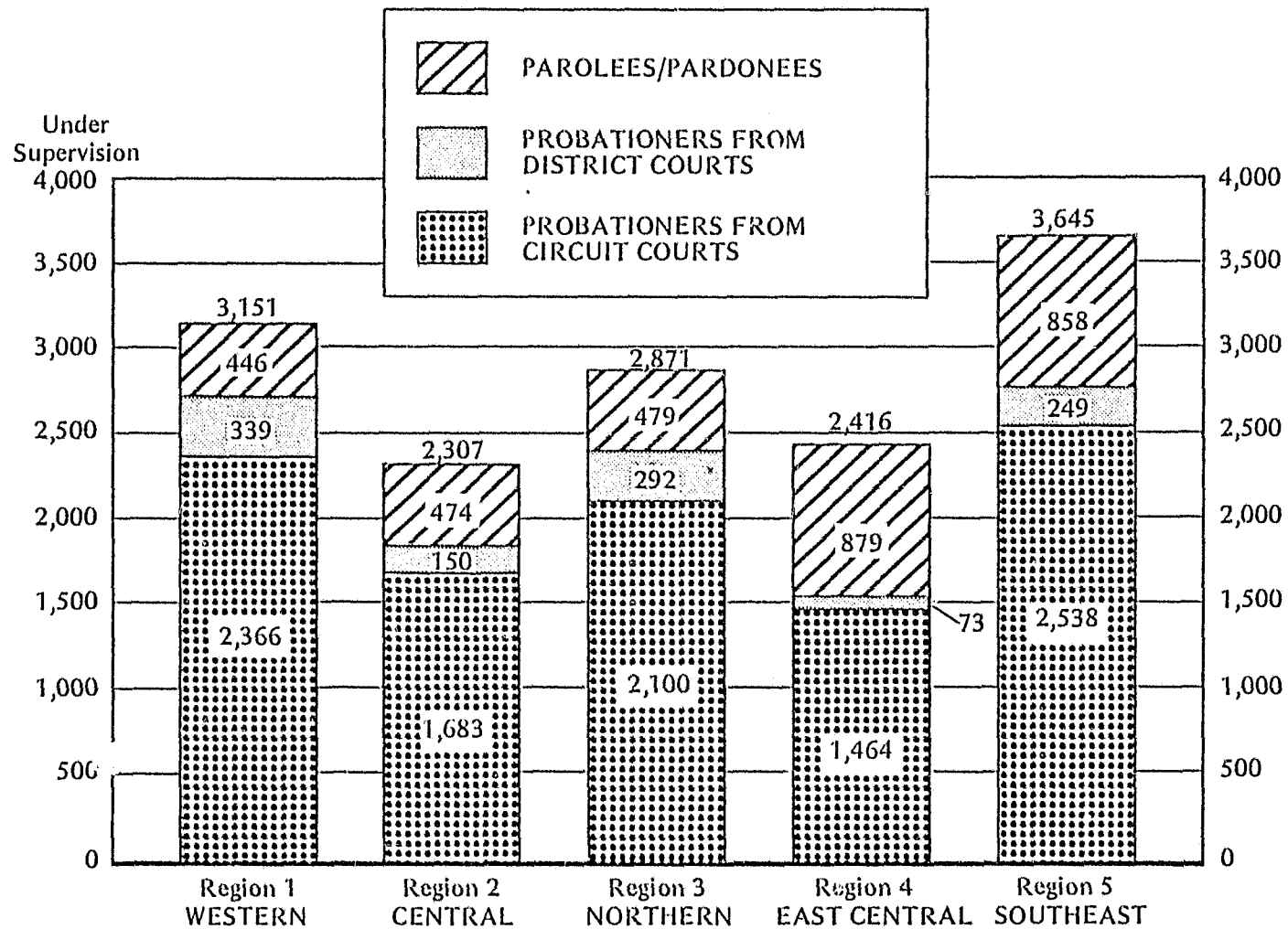


Chart 4
REGIONAL SUMMARY OF ADULTS REMAINING UNDER SUPERVISION
DIVISION OF COMMUNITY AND PREVENTION SERVICES
FISCAL YEAR ENDING JUNE 30, 1979



PROBATION/PAROLE/PARDON WORKLOAD FOR FISCAL YEAR 1979

| | PROBATION FROM: | | PAROLE | PARDON |
|--|-------------------|--------------------|--------|--------|
| | Circuit Courts | District Courts | | |
| Total Under Supervision on July 1, 1978 | 9,624 | 1,040 | 3,008 | 13 |
| RECEIVED FOR SUPERVISION: | | | | |
| New Cases from Virginia Courts | 5,254 | 1,059 | ----- | --- |
| From Virginia Institutions | ----- | ----- | 1,612 | 0 |
| Restored to Supervision | 367 | 19 | 34 | 0 |
| Transferred from Other Districts | 1,701 | 184 | 262 | 0 |
| Transferred from Other States | 511 | 142 | 226 | 0 |
| Virginia Cases Returned from Other States | 111 | 2 | 21 | 0 |
| Other | 104 | 1 | 24 | 0 |
| Total Received for Supervision | 8,048 | 1,407 | 2,179 | 0 |
| Total Number Under Supervision | 17,672 | 2,447 | 5,187 | 13 |
| REMOVED FROM SUPERVISION: | | | | |
| Expiration of Probation | 1,372 | 620 | ----- | 4 |
| Discharged from Parole | ----- | ----- | 1,004 | --- |
| Removed by Court Order | 1,667 | 214 | ----- | --- |
| Warrant Issued | 609 | 77 | 445 | 1 |
| Transferred to Other Districts (Including out-of-state cases) | 1,697 | 188 | 260 | 0 |
| Probation Revoked | 563 | 46 | ----- | --- |
| Virginia Cases Transferred to Other States | 503 | 32 | 74 | 0 |
| Out-of-State Cases Terminated | 520 | 119 | 223 | 0 |
| Died | 37 | 10 | 21 | 0 |
| Other | 553 | 38 | 25 | 0 |
| Total Removed from Supervision | 7,521 | 1,344 | 2,052 | 5 |
| Total Remaining Under Supervision on June 30, 1979 | 10,151 | 1,103 | 3,135 | 8 |

DISTRICT 12

Cities of:

Buena Vista
Clifton Forge

Staunton

Waynesboro

Counties of:

Alleghany

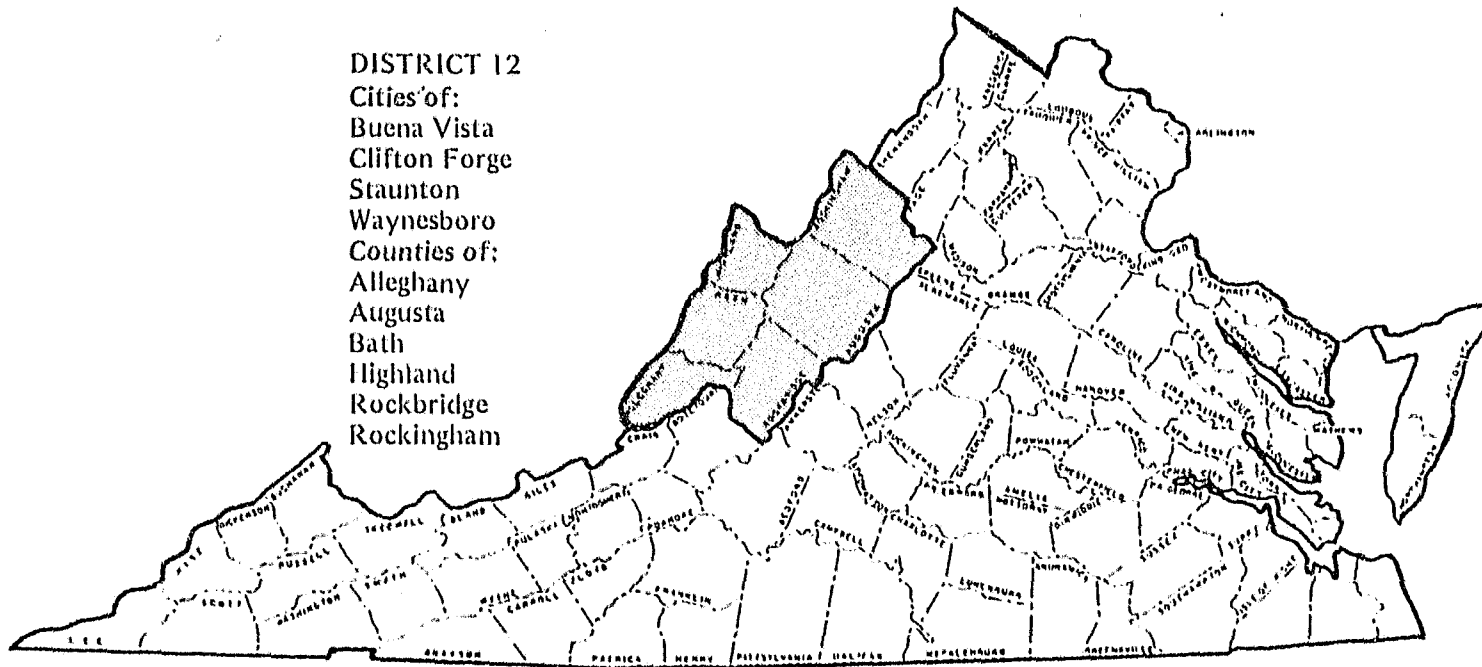
Augusta

Bath

Highland

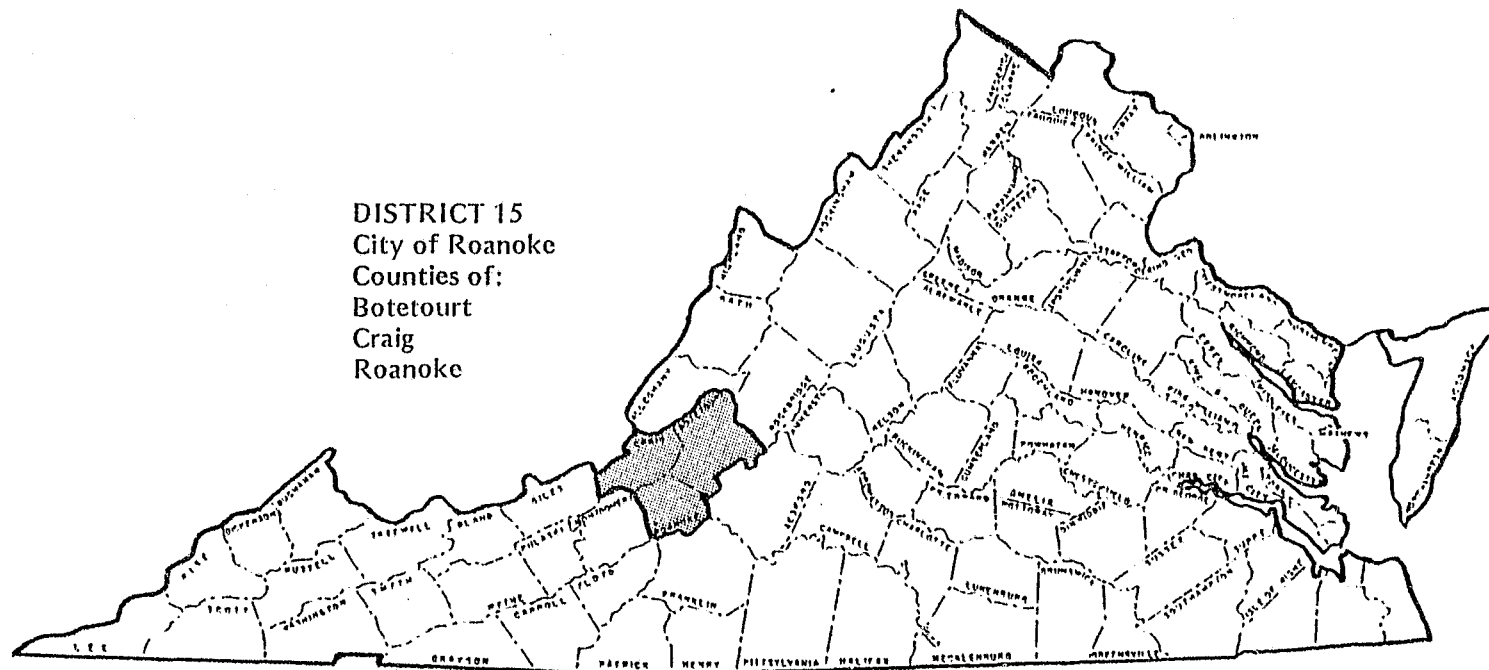
Rockbridge

Rockingham



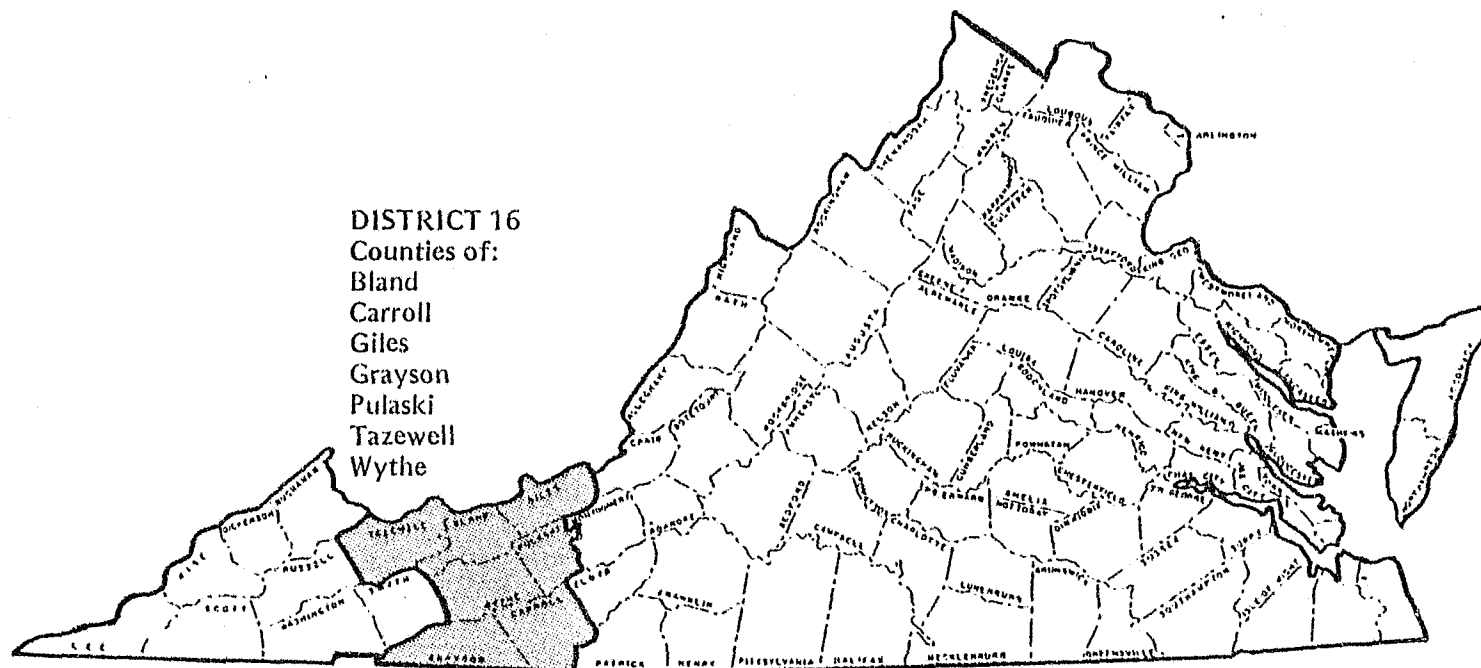
| | PROBATION CASELOADS | | PAROLE/PARDON CASELOADS |
|--|---------------------|-----------------|-------------------------|
| | Circuit Courts | District Courts | |
| UNDER SUPERVISION JULY 1, 1978 | 459 | 29 | 79 |
| TOTAL RECEIVED FOR SUPERVISION DURING FISCAL YEAR | 309 | 39 | 69 |
| TOTAL UNDER SUPERVISION DURING FISCAL YEAR | 768 | 68 | 148 |
| TOTAL REMOVED FROM SUPERVISION DURING FISCAL YEAR | 224 | 35 | 58 |
| TOTAL REMAINING UNDER SUPERVISION ON JUNE 30, 1979 | 544 | 33 | 90 |
| INVESTIGATIONS COMPLETED DURING FISCAL YEAR | | | |
| Local Court Pre and Post Sentence Reports | 149 | | |
| Other Pre and Post Sentence Reports | 39 | | |
| Field and Offense Reports | 38 | | |
| Miscellaneous Reports | 316 | | |
| TOTAL | 542 | | |

NOTE: The City of Covington is served by Alleghany and the City of Lexington is served by Rockingham County.



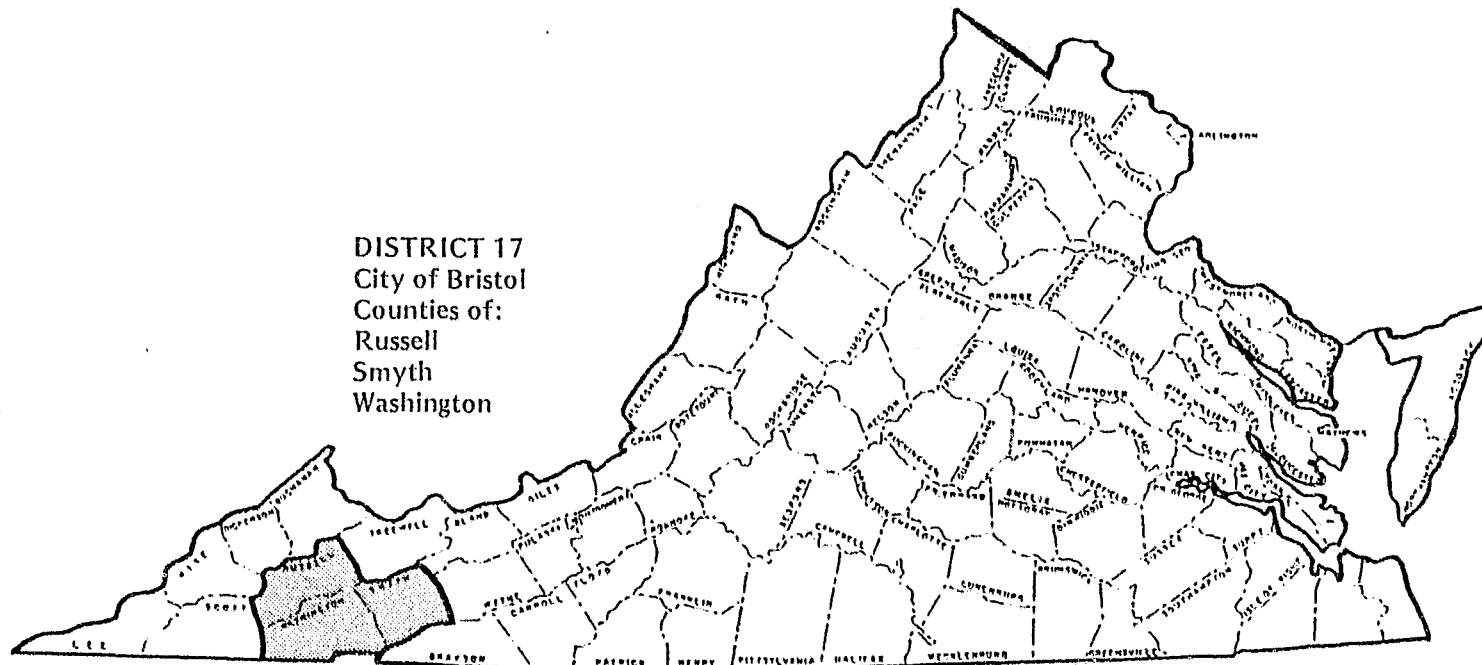
| | PROBATION CASELOADS | | PAROLE/PARDON CASELOADS |
|--|---------------------|-----------------|-------------------------|
| | Circuit Courts | District Courts | |
| UNDER SUPERVISION JULY 1, 1978 | 858 | 24 | 152 |
| TOTAL RECEIVED FOR SUPERVISION DURING FISCAL YEAR | 490 | 12 | 100 |
| TOTAL UNDER SUPERVISION DURING FISCAL YEAR | 1,348 | 36 | 252 |
| TOTAL REMOVED FROM SUPERVISION DURING FISCAL YEAR | 482 | 25 | 93 |
| TOTAL REMAINING UNDER SUPERVISION ON JUNE 30, 1979 | 866 | 11 | 159 |
| INVESTIGATIONS COMPLETED DURING FISCAL YEAR | | | |
| Local Court Pre and Post Sentence Reports | 325 | | |
| Other Pre and Post Sentence Reports | 25 | | |
| Field and Offense Reports | 55 | | |
| Miscellaneous Reports | 443 | | |
| TOTAL | 848 | | |

NOTE: The City of Salem is served by the City of Roanoke.

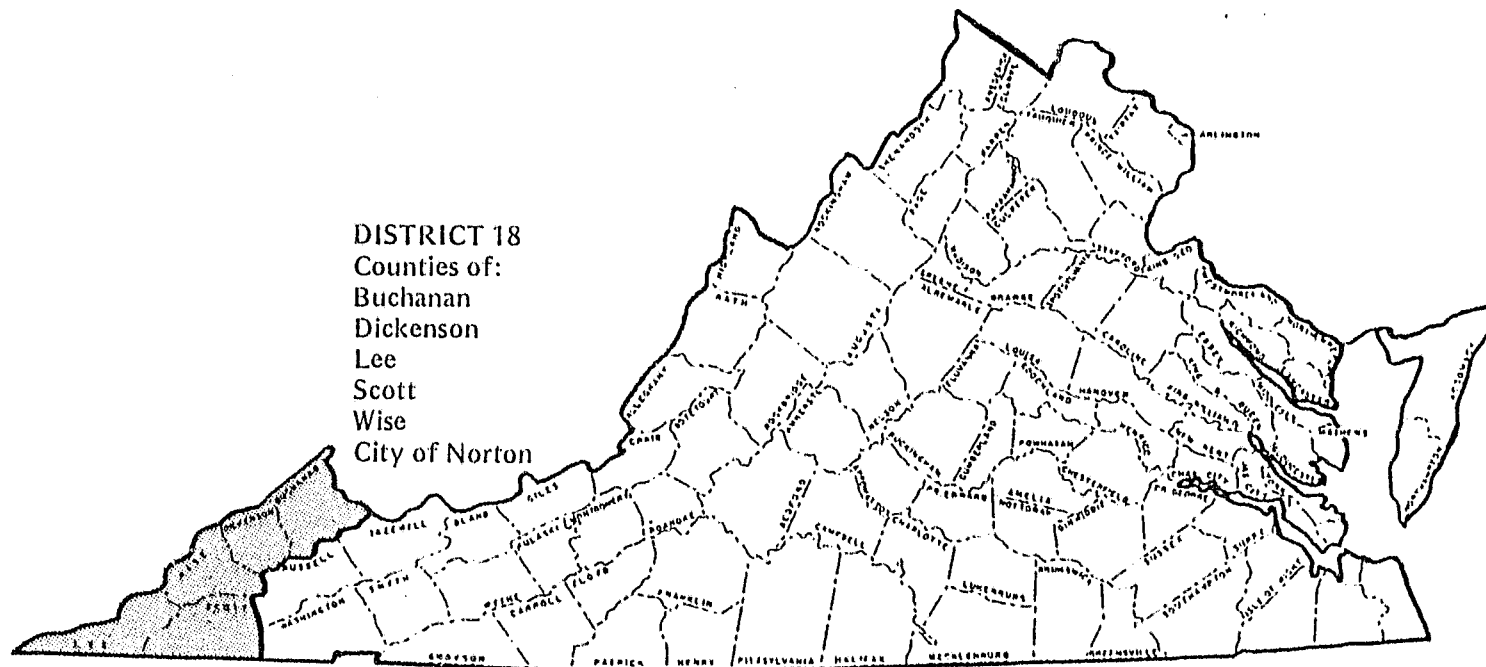


| | PROBATION CASELOADS | | PAROLE/PARDON CASELOADS |
|--|---------------------|-----------------|-------------------------|
| | Circuit Courts | District Courts | |
| UNDER SUPERVISION JULY 1, 1978 | 401 | 134 | 87 |
| TOTAL RECEIVED FOR SUPERVISION DURING FISCAL YEAR | 376 | 200 | 54 |
| TOTAL UNDER SUPERVISION DURING FISCAL YEAR | 777 | 334 | 141 |
| TOTAL REMOVED FROM SUPERVISION DURING FISCAL YEAR | 330 | 174 | 57 |
| TOTAL REMAINING UNDER SUPERVISION ON JUNE 30, 1979 | 447 | 160 | 84 |
| INVESTIGATIONS COMPLETED DURING FISCAL YEAR | | | |
| Local Court Pre and Post Sentence Reports | 86 | | |
| Other Pre and Post Sentence Reports | 113 | | |
| Field and Offense Reports | 66 | | |
| Miscellaneous Reports | 318 | | |
| TOTAL | 583 | | |

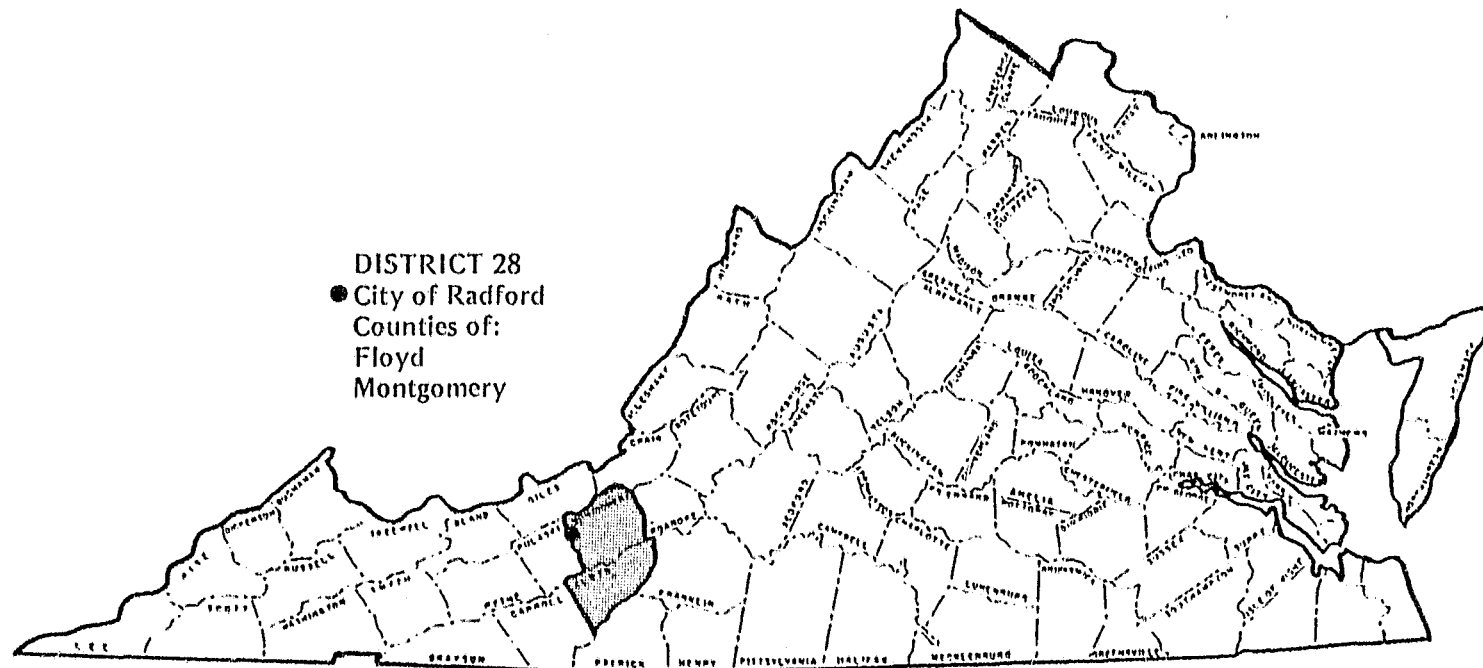
NOTE: The City of Galax is served by the Counties of Carroll and Grayson.



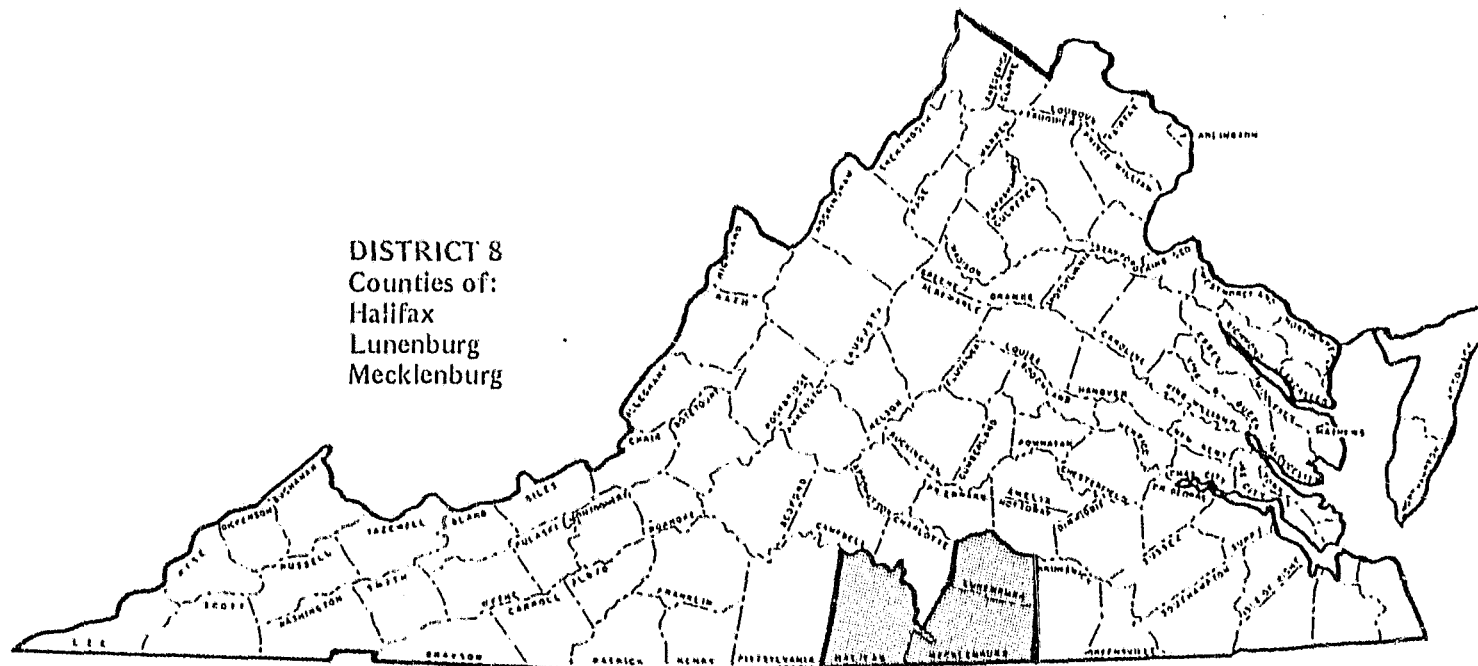
| | PROBATION CASELOADS | | PAROLE/PARDON CASELOADS |
|---|---------------------|--------------------|----------------------------|
| | Circuit Courts | District Courts | |
| UNDER SUPERVISION JULY 1, 1978 | 224 | 79 | 43 |
| TOTAL RECEIVED FOR SUPERVISION DURING FISCAL YEAR | 144 | 77 | 49 |
| TOTAL UNDER SUPERVISION DURING FISCAL YEAR | 368 | 156 | 92 |
| TOTAL REMOVED FROM SUPERVISION DURING FISCAL YEAR | 163 | 89 | 32 |
| TOTAL REMAINING UNDER SUPERVISION ON JUNE 30, 1979 | 205 | 67 | 60 |
| INVESTIGATIONS COMPLETED DURING FISCAL YEAR | | | |
| Local Court Pre and Post Sentence Reports | 196 | | |
| Other Pre and Post Sentence Reports | 7 | | |
| Field and Offense Reports | 39 | | |
| Miscellaneous Reports | 248 | | |
| TOTAL | 490 | | |



| | PROBATION CASELOADS | | PAROLE/PARDON CASELOADS |
|--|---------------------|-----------------|-------------------------|
| | Circuit Courts | District Courts | |
| UNDER SUPERVISION JULY 1, 1978 | 151 | 30 | 36 |
| TOTAL RECEIVED FOR SUPERVISION DURING FISCAL YEAR | 110 | 39 | 27 |
| TOTAL UNDER SUPERVISION DURING FISCAL YEAR | 261 | 69 | 63 |
| TOTAL REMOVED FROM SUPERVISION DURING FISCAL YEAR | 104 | 33 | 26 |
| TOTAL REMAINING UNDER SUPERVISION ON JUNE 30, 1979 | 157 | 36 | 37 |
| INVESTIGATIONS COMPLETED DURING FISCAL YEAR | | | |
| Local Court Pre and Post Sentence Reports | 44 | | |
| Other Pre and Post Sentence Reports | 65 | | |
| Field and Offense Reports | 27 | | |
| Miscellaneous Reports | 193 | | |
| TOTAL | 329 | | |

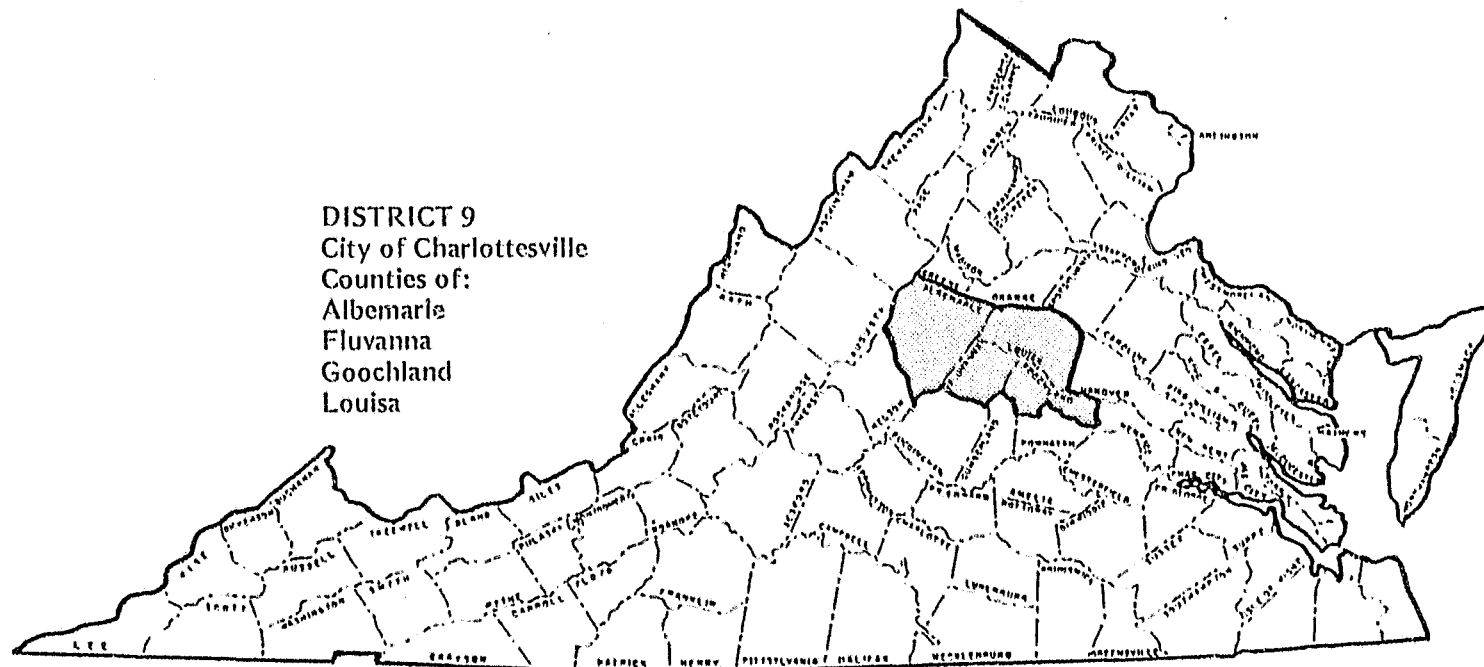


| | PROBATION CASELOADS | | PAROLE/PARDON CASELOADS |
|--|---------------------|-----------------|-------------------------|
| | Circuit Courts | District Courts | |
| UNDER SUPERVISION JULY 1, 1978 | 170 | 14 | 25 |
| TOTAL RECEIVED FOR SUPERVISION DURING FISCAL YEAR | 132 | 53 | 15 |
| TOTAL UNDER SUPERVISION DURING FISCAL YEAR | 302 | 67 | 40 |
| TOTAL REMOVED FROM SUPERVISION DURING FISCAL YEAR | 155 | 35 | 24 |
| TOTAL REMAINING UNDER SUPERVISION ON JUNE 30, 1979 | 147 | 32 | 16 |
| INVESTIGATIONS COMPLETED DURING FISCAL YEAR | | | |
| Local Court Pre and Post Sentence Reports | 46 | | |
| Other Pre and Post Sentence Reports | 33 | | |
| Field and Offense Reports | 21 | | |
| Miscellaneous Reports | 158 | | |
| TOTAL | 258 | | |

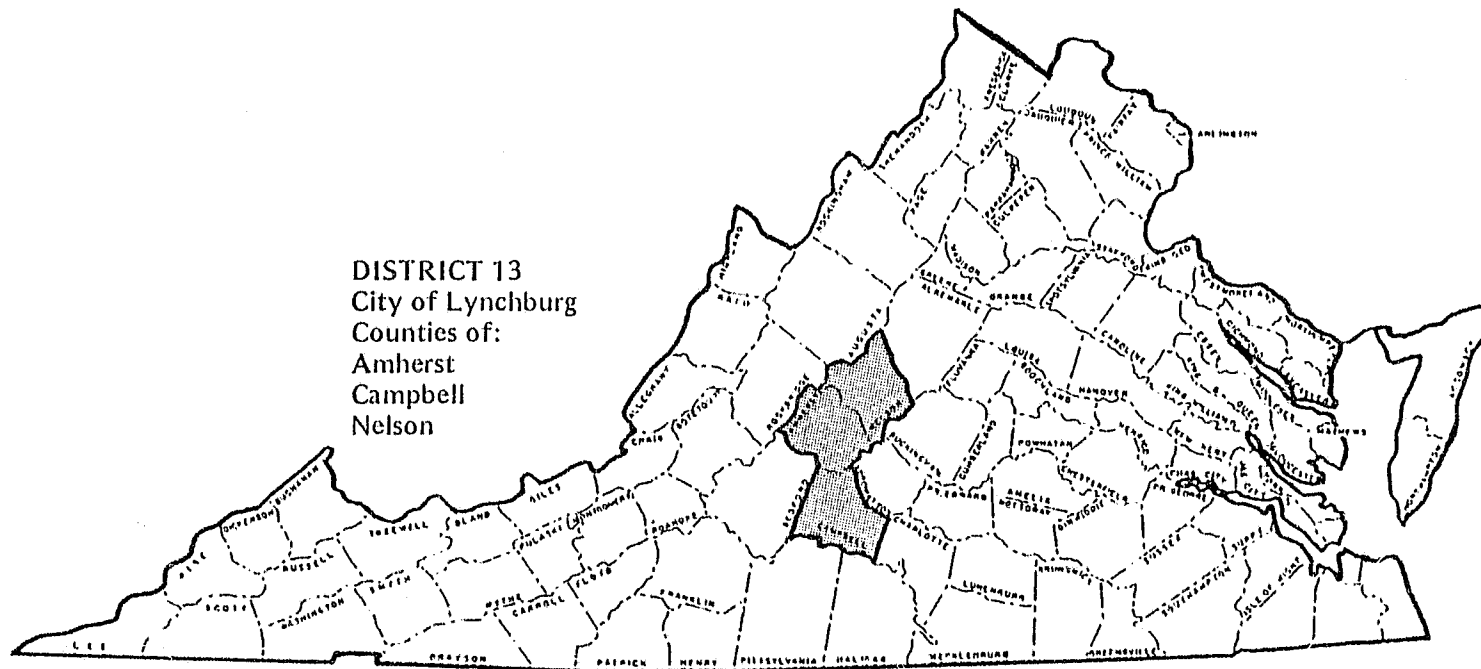


| | PROBATION CASELOADS | | PAROLE/PARDON CASELOADS |
|--|---------------------|-----------------|-------------------------|
| | Circuit Courts | District Courts | |
| UNDER SUPERVISION JULY 1, 1978 | 67 | 9 | 32 |
| TOTAL RECEIVED FOR SUPERVISION DURING FISCAL YEAR | 73 | 4 | 22 |
| TOTAL UNDER SUPERVISION DURING FISCAL YEAR | 140 | 13 | 54 |
| TOTAL REMOVED FROM SUPERVISION DURING FISCAL YEAR | 55 | 9 | 23 |
| TOTAL REMAINING UNDER SUPERVISION ON JUNE 30, 1979 | 85 | 4 | 31 |
| INVESTIGATIONS COMPLETED DURING FISCAL YEAR | | | |
| Local Court Pre and Post Sentence Reports | 95 | | |
| Other Pre and Post Sentence Reports | 2 | | |
| Field and Offense Reports | 4 | | |
| Miscellaneous Reports | 153 | | |
| TOTAL | 254 | | |

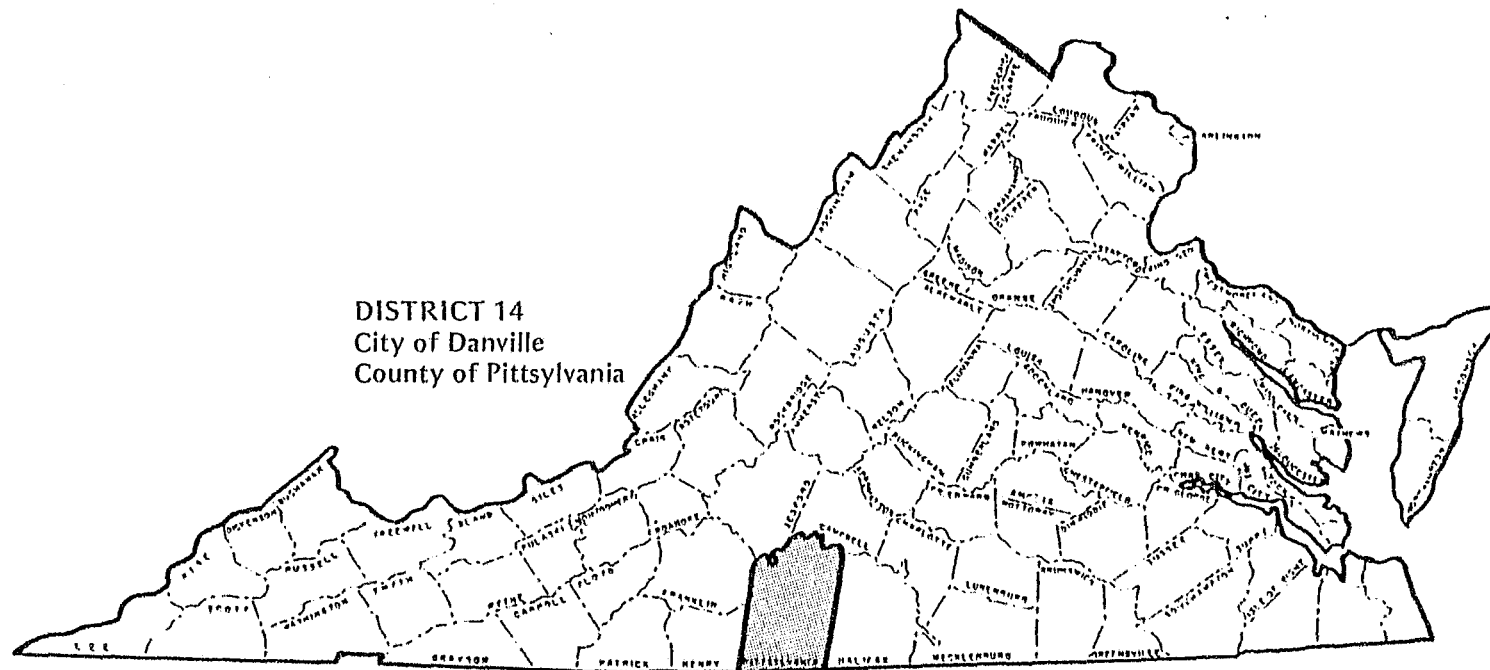
NOTE: The City of South Boston is served by the County of Halifax.



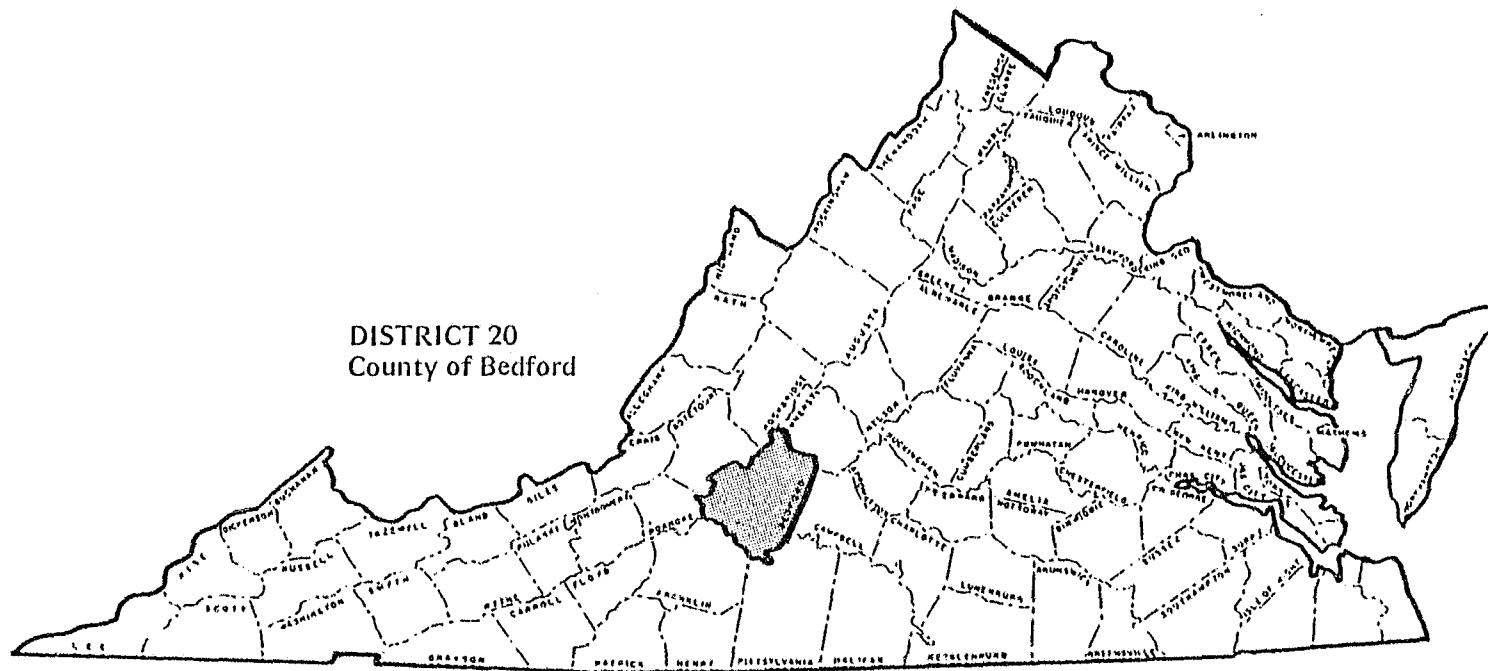
| | PROBATION CASELOADS | | PAROLE/PARDON CASELOADS |
|---|---------------------|--------------------|----------------------------|
| | Circuit Courts | District Courts | |
| UNDER SUPERVISION JULY 1, 1978 | 212 | 20 | 58 |
| TOTAL RECEIVED FOR SUPERVISION DURING FISCAL YEAR | 192 | 42 | 37 |
| TOTAL UNDER SUPERVISION DURING FISCAL YEAR | 404 | 62 | 95 |
| TOTAL REMOVED FROM SUPERVISION DURING FISCAL YEAR | 156 | 48 | 37 |
| TOTAL REMAINING UNDER SUPERVISION ON JUNE 30, 1979 | 248 | 14 | 58 |
| INVESTIGATIONS COMPLETED DURING FISCAL YEAR | | | |
| Local Court Pre and Post Sentence Reports | 71 | | |
| Other Pre and Post Sentence Reports | 46 | | |
| Field and Offense Reports | 50 | | |
| Miscellaneous Reports | 267 | | |
| TOTAL | 434 | | |



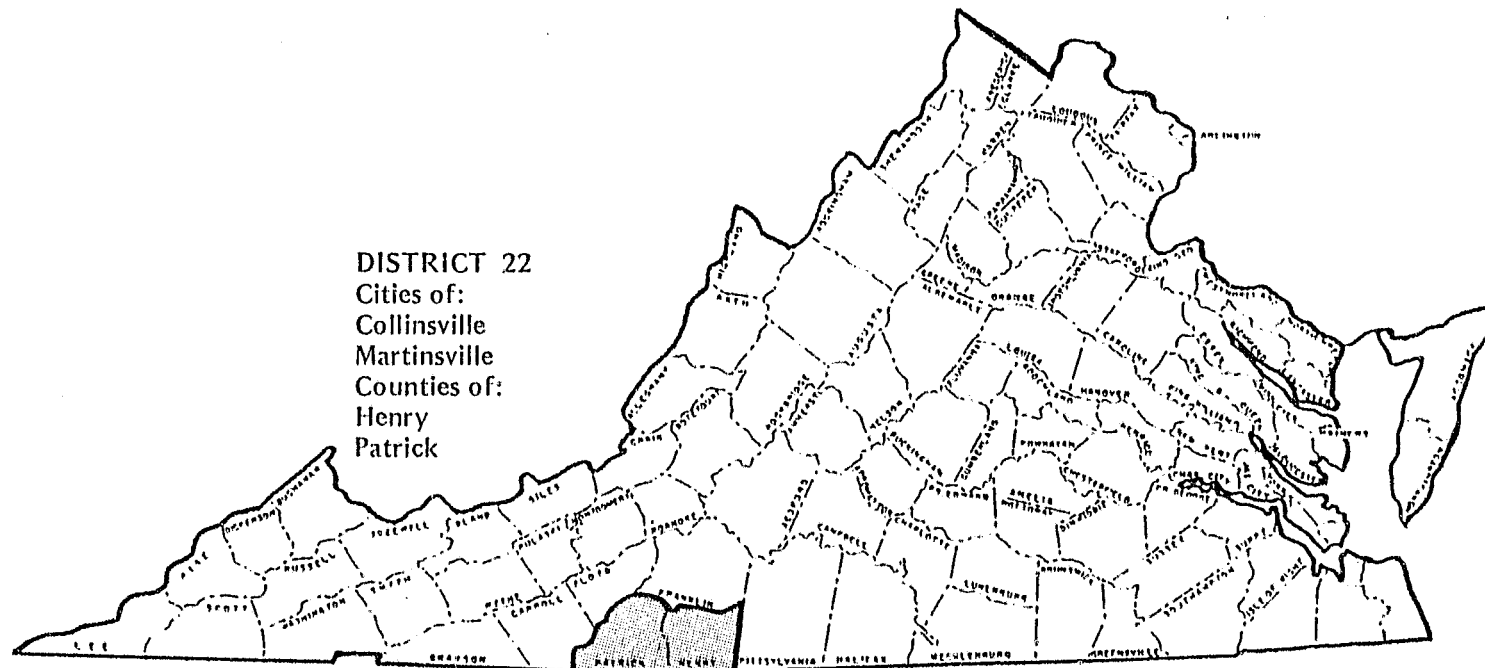
| | PROBATION CASELOADS | | PAROLE/PARDON CASELOADS |
|---|---------------------|--------------------|----------------------------|
| | Circuit Courts | District Courts | |
| UNDER SUPERVISION JULY 1, 1978 | 379 | 21 | 67 |
| TOTAL RECEIVED FOR SUPERVISION DURING FISCAL YEAR | 256 | 17 | 65 |
| TOTAL UNDER SUPERVISION DURING FISCAL YEAR | 635 | 38 | 132 |
| TOTAL REMOVED FROM SUPERVISION DURING FISCAL YEAR | 254 | 25 | 50 |
| TOTAL REMAINING UNDER SUPERVISION ON JUNE 30, 1979 | 381 | 13 | 82 |
| INVESTIGATIONS COMPLETED DURING FISCAL YEAR | | | |
| Local Court Pre and Post Sentence Reports | 236 | | |
| Other Pre and Post Sentence Reports | 33 | | |
| Field and Offense Reports | 53 | | |
| Miscellaneous Reports | 217 | | |
| TOTAL | 539 | | |



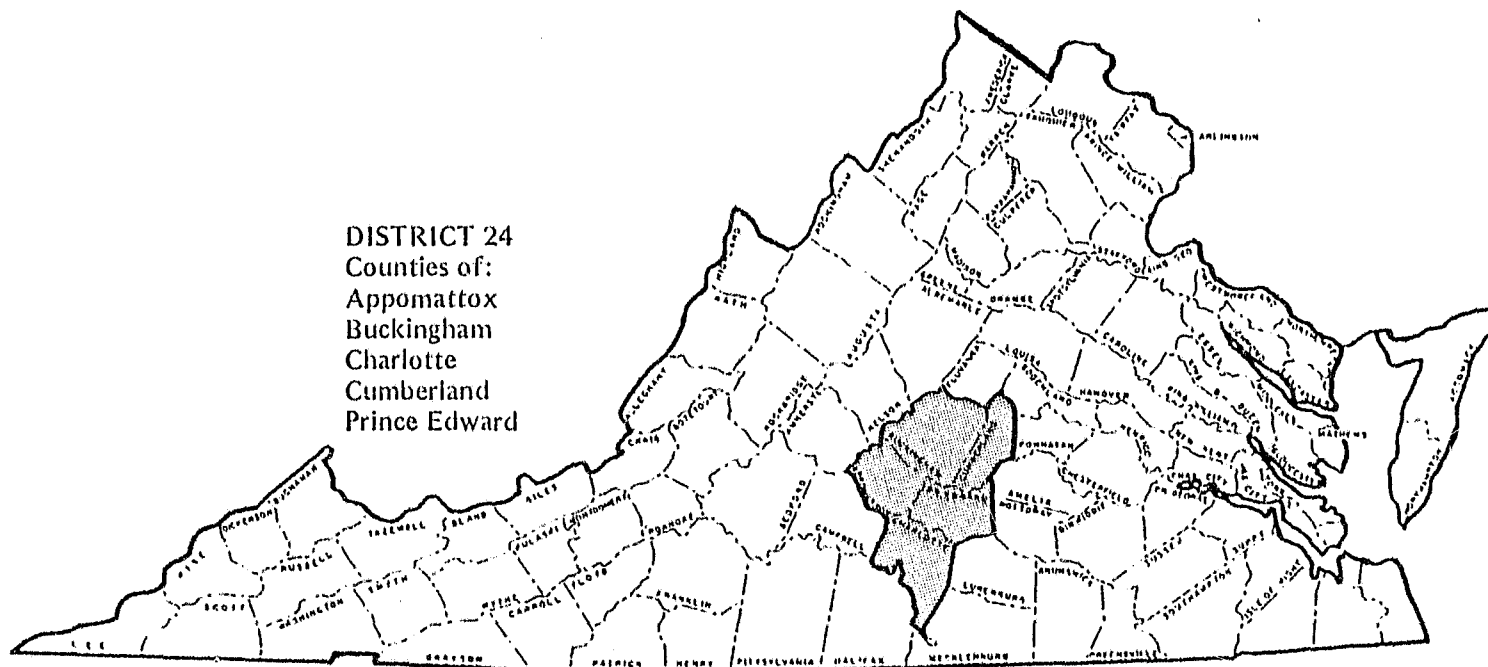
| | PROBATION CASELOADS | | PAROLE/PARDON CASELOADS |
|---|---------------------|--------------------|----------------------------|
| | Circuit Courts | District Courts | |
| UNDER SUPERVISION JULY 1, 1978 | 282 | 67 | 95 |
| TOTAL RECEIVED FOR SUPERVISION DURING FISCAL YEAR | 231 | 68 | 66 |
| TOTAL UNDER SUPERVISION DURING FISCAL YEAR | 513 | 135 | 161 |
| TOTAL REMOVED FROM SUPERVISION DURING FISCAL YEAR | 229 | 69 | 49 |
| TOTAL REMAINING UNDER SUPERVISION ON JUNE 30, 1979 | 284 | 66 | 112 |
| INVESTIGATIONS COMPLETED DURING FISCAL YEAR | | | |
| Local Court Pre and Post Sentence Reports | 296 | | |
| Other Pre and Post Sentence Reports | 4 | | |
| Field and Offense Reports | 35 | | |
| Miscellaneous Reports | 220 | | |
| TOTAL | 555 | | |



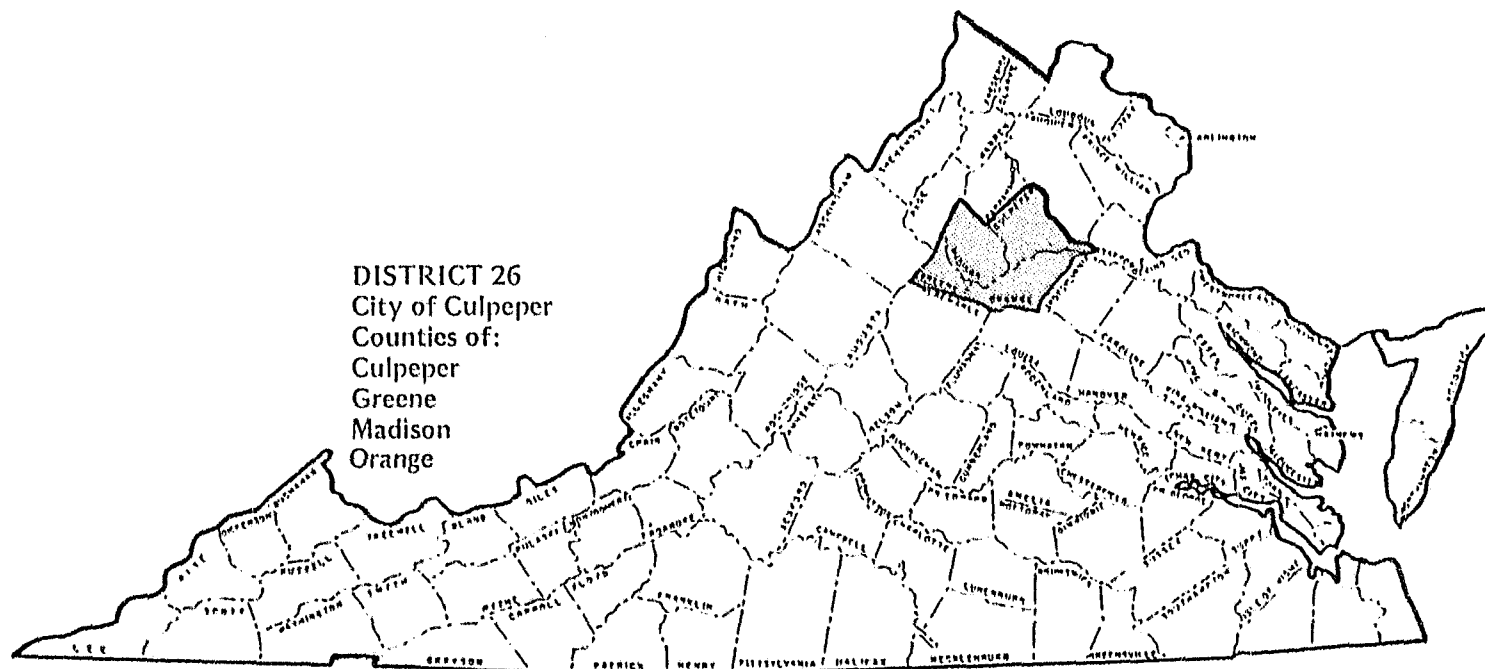
| | PROBATION CASELOADS | | PAROLE/PARDON CASELOADS |
|--|---------------------|-----------------|-------------------------|
| | Circuit Courts | District Courts | |
| UNDER SUPERVISION JULY 1, 1978 | 180 | 6 | 33 |
| TOTAL RECEIVED FOR SUPERVISION DURING FISCAL YEAR | 68 | 2 | 6 |
| TOTAL UNDER SUPERVISION DURING FISCAL YEAR | 248 | 8 | 39 |
| TOTAL REMOVED FROM SUPERVISION DURING FISCAL YEAR | 164 | 6 | 31 |
| TOTAL REMAINING UNDER SUPERVISION ON JUNE 30, 1979 | 84 | 2 | 8 |
| INVESTIGATIONS COMPLETED DURING FISCAL YEAR | | | |
| Local Court Pre and Post Sentence Reports | 19 | | |
| Other Pre and Post Sentence Reports | 14 | | |
| Field and Offense Reports | 19 | | |
| Miscellaneous Reports | 122 | | |
| TOTAL | 174 | | |



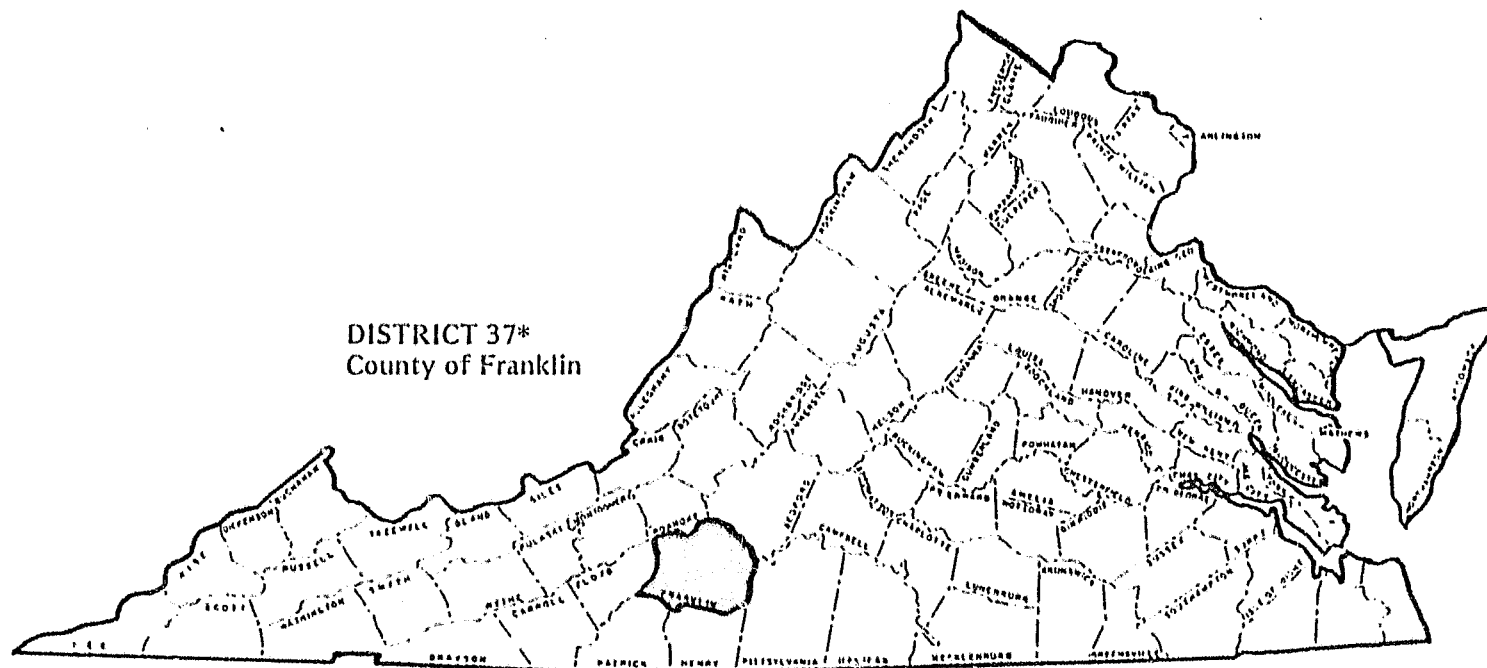
| | PROBATION CASELOADS | | PAROLE/PARDON CASELOADS |
|---|---------------------|--------------------|----------------------------|
| | Circuit Courts | District Courts | |
| UNDER SUPERVISION JULY 1, 1978 | 276 | 35 | 117 |
| TOTAL RECEIVED FOR SUPERVISION DURING FISCAL YEAR | 177 | 30 | 56 |
| TOTAL UNDER SUPERVISION DURING FISCAL YEAR | 453 | 65 | 173 |
| TOTAL REMOVED FROM SUPERVISION DURING FISCAL YEAR | 173 | 40 | 55 |
| TOTAL REMAINING UNDER SUPERVISION ON JUNE 30, 1979 | 280 | 25 | 118 |
| INVESTIGATIONS COMPLETED DURING FISCAL YEAR | | | |
| Local Court Pre and Post Sentence Reports | 85 | | |
| Other Pre and Post Sentence Reports | 61 | | |
| Field and Offense Reports | 71 | | |
| Miscellaneous Reports | 287 | | |
| TOTAL | 504 | | |



| | PROBATION CASELOADS | | PAROLE/PARDON CASELOADS |
|--|---------------------|--------------------|----------------------------|
| | Circuit Courts | District Courts | |
| UNDER SUPERVISION JULY 1, 1978 | 95 | 10 | 11 |
| TOTAL RECEIVED FOR SUPERVISION DURING FISCAL YEAR | 59 | 27 | 11 |
| TOTAL UNDER SUPERVISION DURING FISCAL YEAR | 154 | 37 | 22 |
| TOTAL REMOVED FROM SUPERVISION DURING FISCAL YEAR | 57 | 15 | 6 |
| TOTAL REMAINING UNDER SUPERVISION, ON JUNE 30, 1979 | 97 | 22 | 16 |
| INVESTIGATIONS COMPLETED DURING FISCAL YEAR | | | |
| Local Court Pre and Post Sentence Reports | 16 | | |
| Other Pre and Post Sentence Reports | 15 | | |
| Field and Offense Reports | 20 | | |
| Miscellaneous Reports | 108 | | |
| TOTAL | 159 | | |

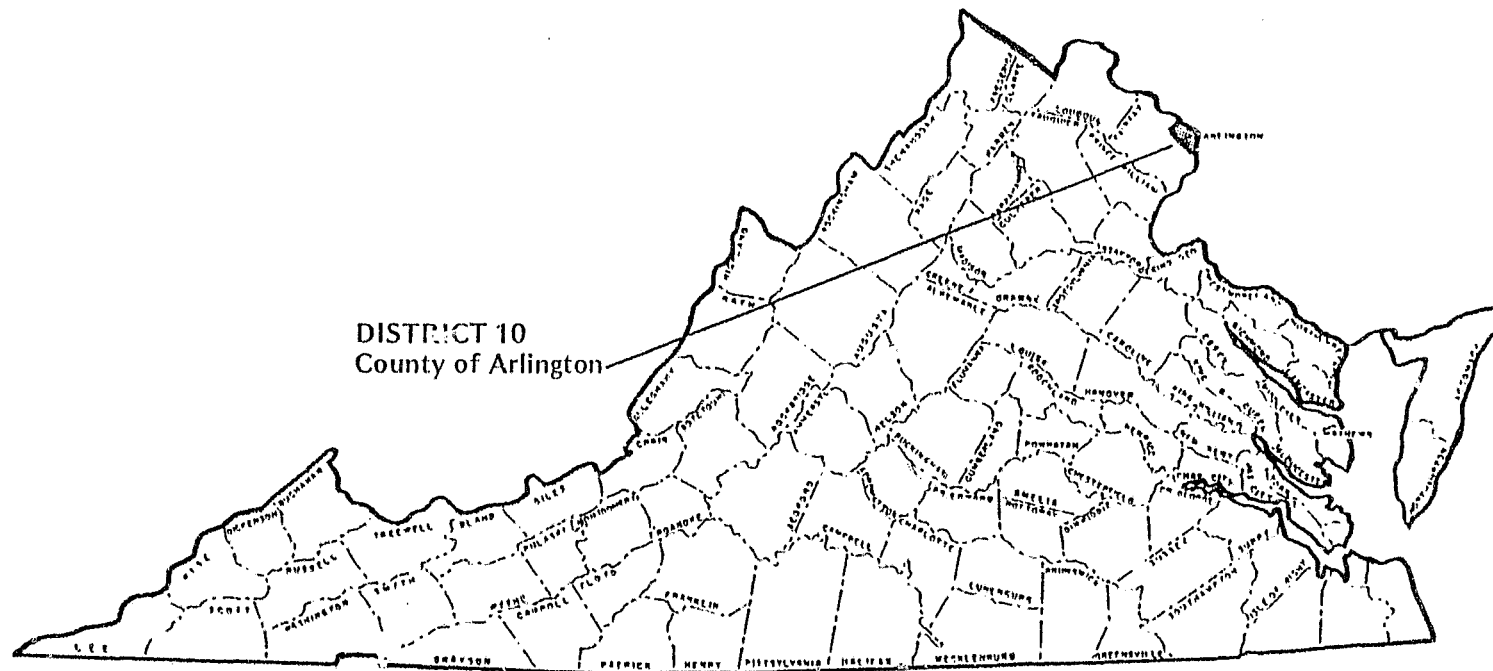


| | PROBATION CASELOADS | | PAROLE/PARDON CASELOADS |
|---|---------------------|--------------------|----------------------------|
| | Circuit Courts | District Courts | |
| UNDER SUPERVISION JULY 1, 1978 | 126 | 4 | 29 |
| TOTAL RECEIVED FOR SUPERVISION DURING FISCAL YEAR | 91 | 4 | 15 |
| TOTAL UNDER SUPERVISION DURING FISCAL YEAR | 217 | 8 | 44 |
| TOTAL REMOVED FROM SUPERVISION DURING FISCAL YEAR | 98 | 4 | 18 |
| TOTAL REMAINING UNDER SUPERVISION ON JUNE 30, 1979 | 119 | 4 | 26 |
| INVESTIGATIONS COMPLETED DURING FISCAL YEAR | | | |
| Local Court Pre and Post Sentence Reports | 36 | | |
| Other Pre and Post Sentence Reports | 9 | | |
| Field and Offense Reports | 15 | | |
| Miscellaneous Reports | 113 | | |
| TOTAL | 173 | | |



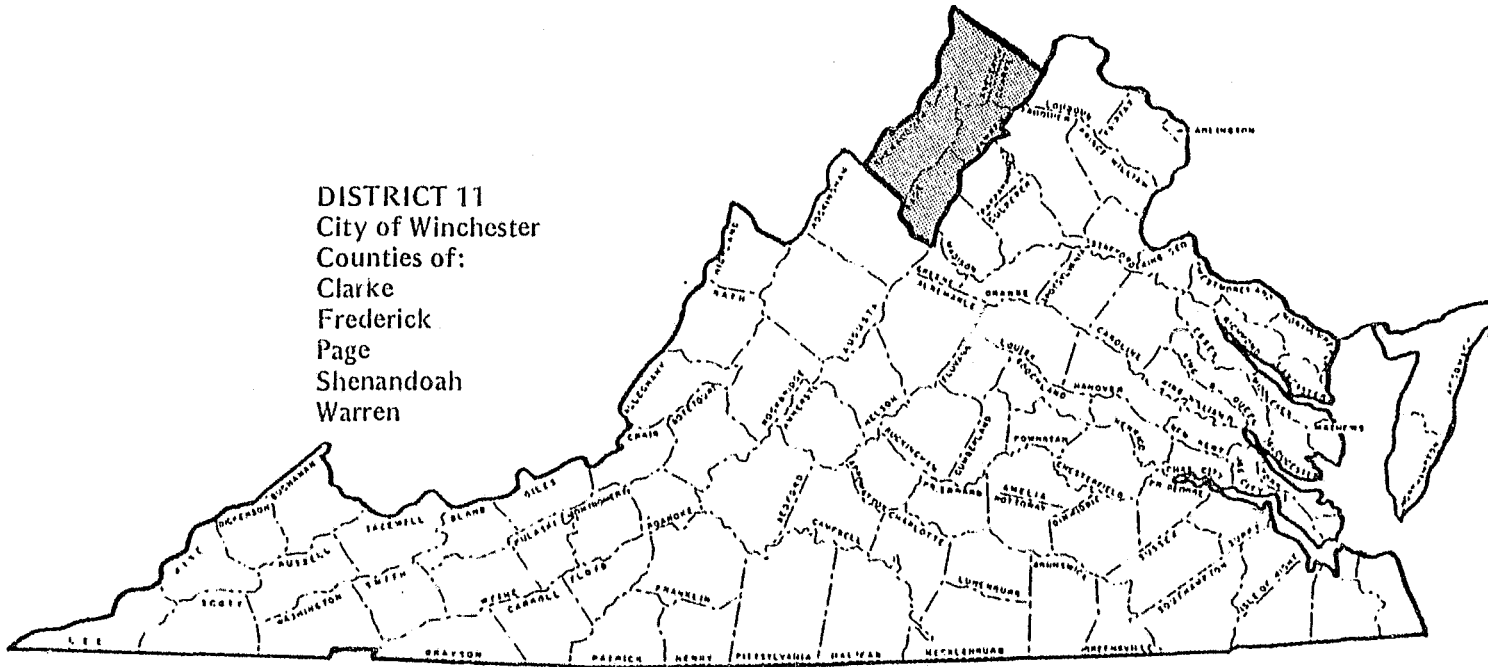
| | PROBATION CASELOADS | | PAROLE/PARDON CASELOADS |
|--|---------------------|-----------------|-------------------------|
| | Circuit Courts | District Courts | |
| UNDER SUPERVISION JULY 1, 1978 | 0 | 0 | 0 |
| TOTAL RECEIVED FOR SUPERVISION DURING FISCAL YEAR | 179 | 2 | 36 |
| TOTAL UNDER SUPERVISION DURING FISCAL YEAR | 179 | 2 | 36 |
| TOTAL REMOVED FROM SUPERVISION DURING FISCAL YEAR | 74 | 2 | 13 |
| TOTAL REMAINING UNDER SUPERVISION ON JUNE 30, 1979 | 105 | 0 | 23 |
| INVESTIGATIONS COMPLETED DURING FISCAL YEAR | | | |
| Local Court Pre and Post Sentence Reports | 50 | | |
| Other Pre and Post Sentence Reports | 2 | | |
| Field and Offense Reports | 11 | | |
| Miscellaneous Reports | 93 | | |
| TOTAL | 156 | | |

*District 37 began official operation on July 1, 1978.

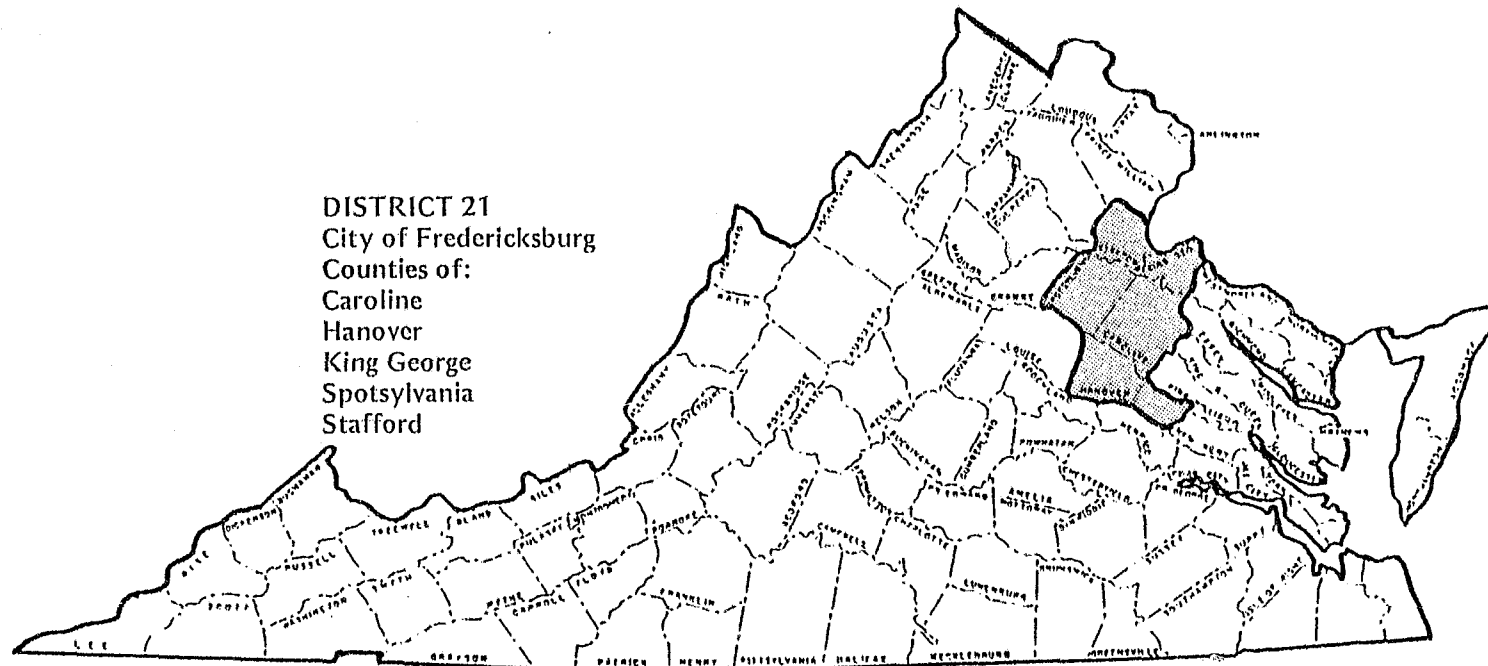


| | PROBATION CASELOADS | | PAROLE/PARDON CASELOADS |
|---|---------------------|--------------------|----------------------------|
| | Circuit Courts | District Courts | |
| UNDER SUPERVISION JULY 1, 1978 | 302 | 53 | 59 |
| TOTAL RECEIVED FOR SUPERVISION DURING FISCAL YEAR | 280 | 55 | 36 |
| TOTAL UNDER SUPERVISION DURING FISCAL YEAR | 582 | 108 | 95 |
| TOTAL REMOVED FROM SUPERVISION DURING FISCAL YEAR | 277 | 58 | 40 |
| TOTAL REMAINING UNDER SUPERVISION ON JUNE 30, 1979 | 305 | 50 | 55 |
| INVESTIGATIONS COMPLETED DURING FISCAL YEAR | | | |
| Local Court Pre and Post Sentence Reports | 247 | | |
| Other Pre and Post Sentence Reports | 1 | | |
| Field and Offense Reports | 17 | | |
| Miscellaneous Reports | 216 | | |
| TOTAL | 481 | | |

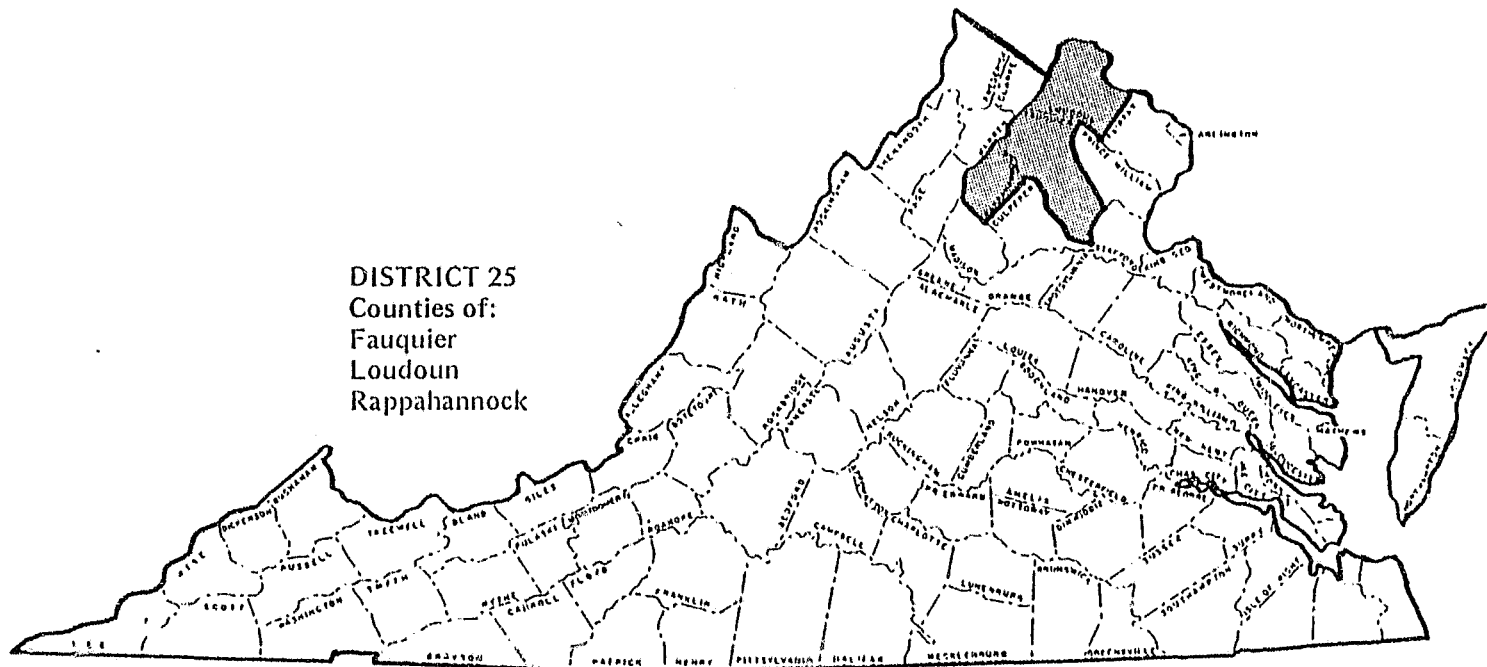
DISTRICT 11
City of Winchester
Counties of:
Clarke
Frederick
Page
Shenandoah
Warren



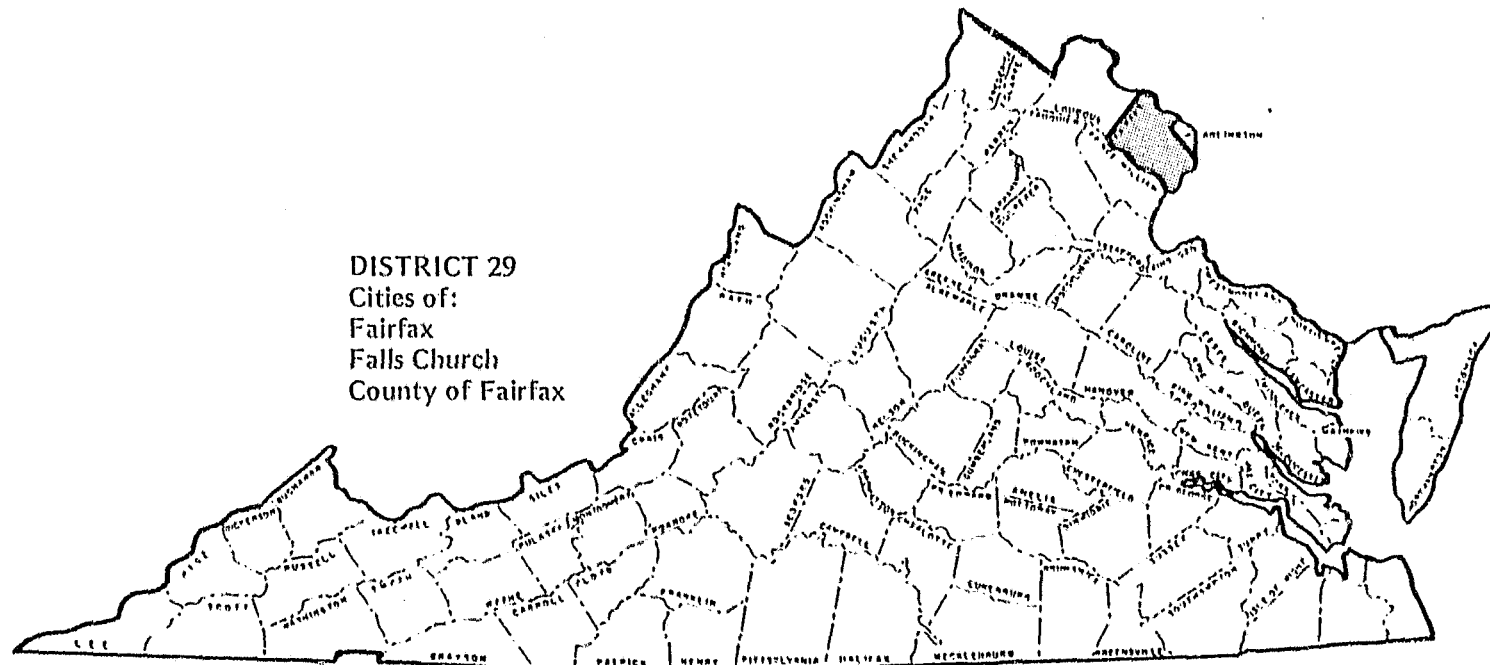
| | PROBATION CASELOADS | | PAROLE/PARDON CASELOADS |
|--|---------------------|-----------------|-------------------------|
| | Circuit Courts | District Courts | |
| UNDER SUPERVISION JULY 1, 1978 | 270 | 3 | 48 |
| TOTAL RECEIVED FOR SUPERVISION DURING FISCAL YEAR | 191 | 5 | 29 |
| TOTAL UNDER SUPERVISION DURING FISCAL YEAR | 461 | 8 | 77 |
| TOTAL REMOVED FROM SUPERVISION DURING FISCAL YEAR | 157 | 4 | 32 |
| TOTAL REMAINING UNDER SUPERVISION ON JUNE 30, 1979 | 304 | 4 | 45 |
| INVESTIGATIONS COMPLETED DURING FISCAL YEAR | | | |
| Local Court Pre and Post Sentence Reports | 124 | | |
| Other Pre and Post Sentence Reports | 16 | | |
| Field and Offense Reports | 39 | | |
| Miscellaneous Reports | 237 | | |
| TOTAL | 416 | | |



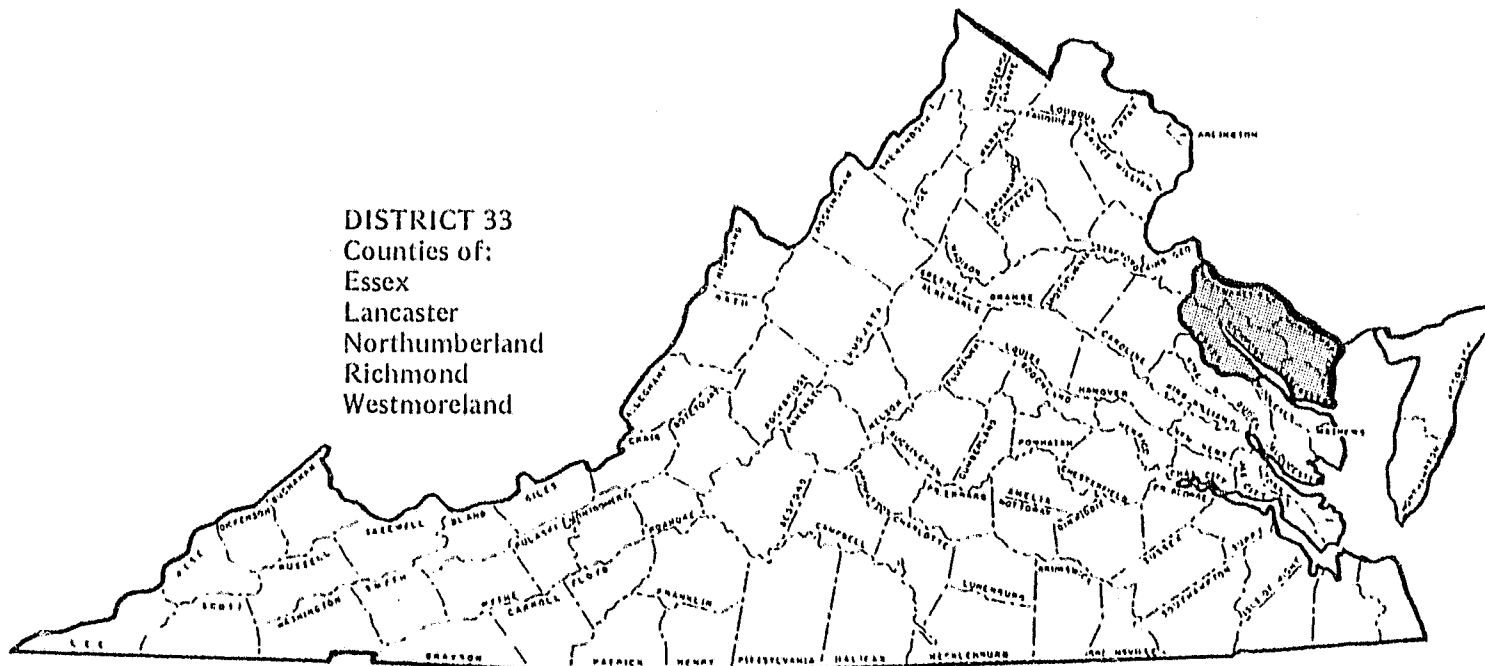
| | PROBATION CASELOADS | | PAROLE/PARDON CASELOADS |
|---|---------------------|--------------------|----------------------------|
| | Circuit Courts | District Courts | |
| UNDER SUPERVISION JULY 1, 1978 | 112 | 16 | 73 |
| TOTAL RECEIVED FOR SUPERVISION DURING FISCAL YEAR | 149 | 35 | 48 |
| TOTAL UNDER SUPERVISION DURING FISCAL YEAR | 261 | 51 | 121 |
| TOTAL REMOVED FROM SUPERVISION DURING FISCAL YEAR | 113 | 23 | 56 |
| TOTAL REMAINING UNDER SUPERVISION ON JUNE 30, 1979 | 148 | 28 | 65 |
| INVESTIGATIONS COMPLETED DURING FISCAL YEAR | | | |
| Local Court Pre and Post Sentence Reports | 88 | | |
| Other Pre and Post Sentence Reports | 13 | | |
| Field and Offense Reports | 46 | | |
| Miscellaneous Reports | 282 | | |
| TOTAL | 429 | | |



| | PROBATION CASELOADS | | PAROLE/PARDON CASELOADS |
|---|---------------------|--------------------|----------------------------|
| | Circuit Courts | District Courts | |
| UNDER SUPERVISION JULY 1, 1978 | 141 | 10 | 15 |
| TOTAL RECEIVED FOR SUPERVISION DURING FISCAL YEAR | 136 | 16 | 27 |
| TOTAL UNDER SUPERVISION DURING FISCAL YEAR | 277 | 26 | 42 |
| TOTAL REMOVED FROM SUPERVISION DURING FISCAL YEAR | 120 | 10 | 12 |
| TOTAL REMAINING UNDER SUPERVISION ON JUNE 30, 1979 | 157 | 16 | 30 |
| INVESTIGATIONS COMPLETED DURING FISCAL YEAR | | | |
| Local Court Pre and Post Sentence Reports | 109 | | |
| Other Pre and Post Sentence Reports | 1 | | |
| Field and Offense Reports | 21 | | |
| Miscellaneous Reports | 217 | | |
| TOTAL | 348 | | |



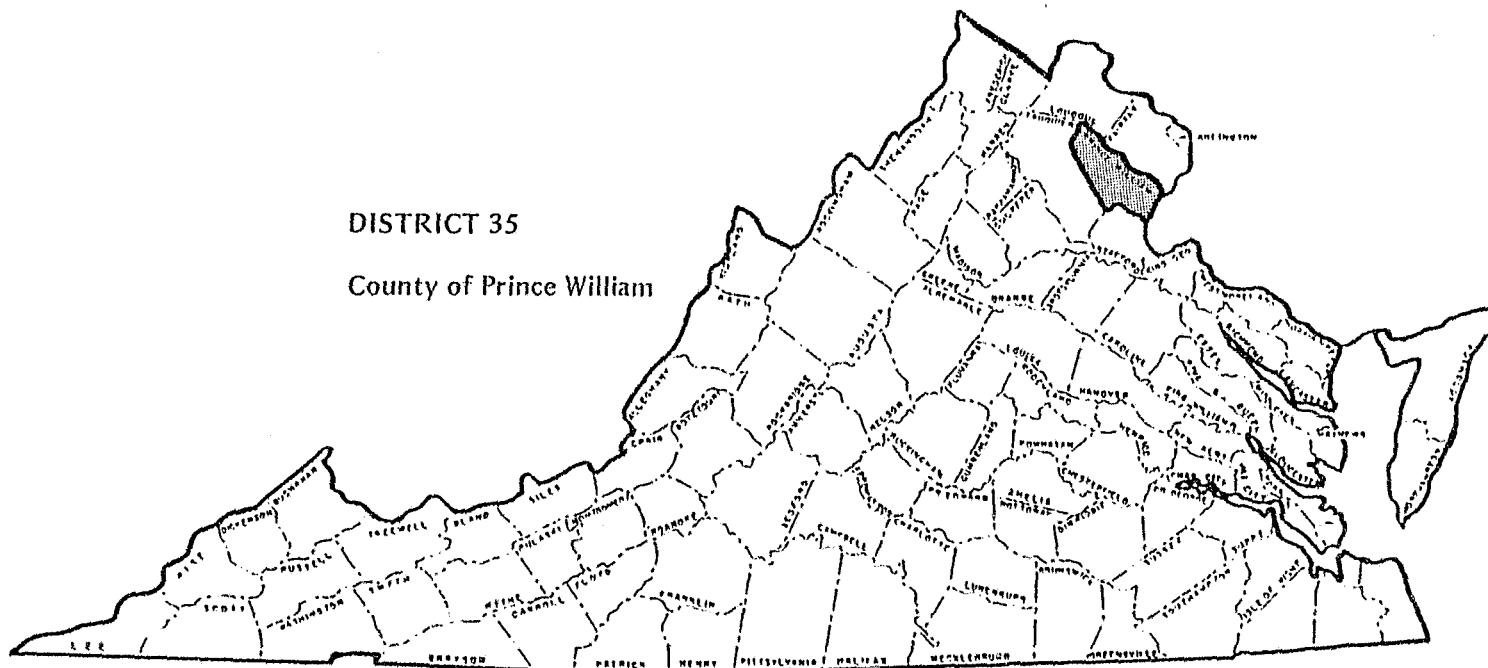
| | PROBATION CASELOADS | | PAROLE/PARDON CASELOADS |
|---|---------------------|--------------------|----------------------------|
| | Circuit Courts | District Courts | |
| UNDER SUPERVISION JULY 1, 1978 | 586 | 143 | 109 |
| TOTAL RECEIVED FOR SUPERVISION DURING FISCAL YEAR | 667 | 215 | 105 |
| TOTAL UNDER SUPERVISION DURING FISCAL YEAR | 1,253 | 358 | 214 |
| TOTAL REMOVED FROM SUPERVISION DURING FISCAL YEAR | 624 | 201 | 94 |
| TOTAL REMAINING UNDER SUPERVISION ON JUNE 30, 1979 | 629 | 157 | 120 |
| INVESTIGATIONS COMPLETED DURING FISCAL YEAR | | | |
| Local Court Pre and Post Sentence Reports | 544 | | |
| Other Pre and Post Sentence Reports | 34 | | |
| Field and Offense Reports | 24 | | |
| Miscellaneous Reports | 656 | | |
| TOTAL | 1,258 | | |



| | PROBATION CASELOADS | | PAROLE/PARDON CASELOADS |
|---|---------------------|--------------------|----------------------------|
| | Circuit Courts | District Courts | |
| UNDER SUPERVISION JULY 1, 1978 | 72 | 2 | 24 |
| TOTAL RECEIVED FOR SUPERVISION DURING FISCAL YEAR | 29 | 1 | 20 |
| TOTAL UNDER SUPERVISION DURING FISCAL YEAR | 101 | 3 | 44 |
| TOTAL REMOVED FROM SUPERVISION DURING FISCAL YEAR | 54 | 2 | 20 |
| TOTAL REMAINING UNDER SUPERVISION ON JUNE 30, 1979 | 47 | 1 | 24 |
| INVESTIGATIONS COMPLETED DURING FISCAL YEAR | | | |
| Local Court Pre and Post Sentence Reports | 35 | | |
| Other Pre and Post Sentence Reports | 0 | | |
| Field and Offense Reports | 16 | | |
| Miscellaneous Reports | 114 | | |
| TOTAL | 165 | | |

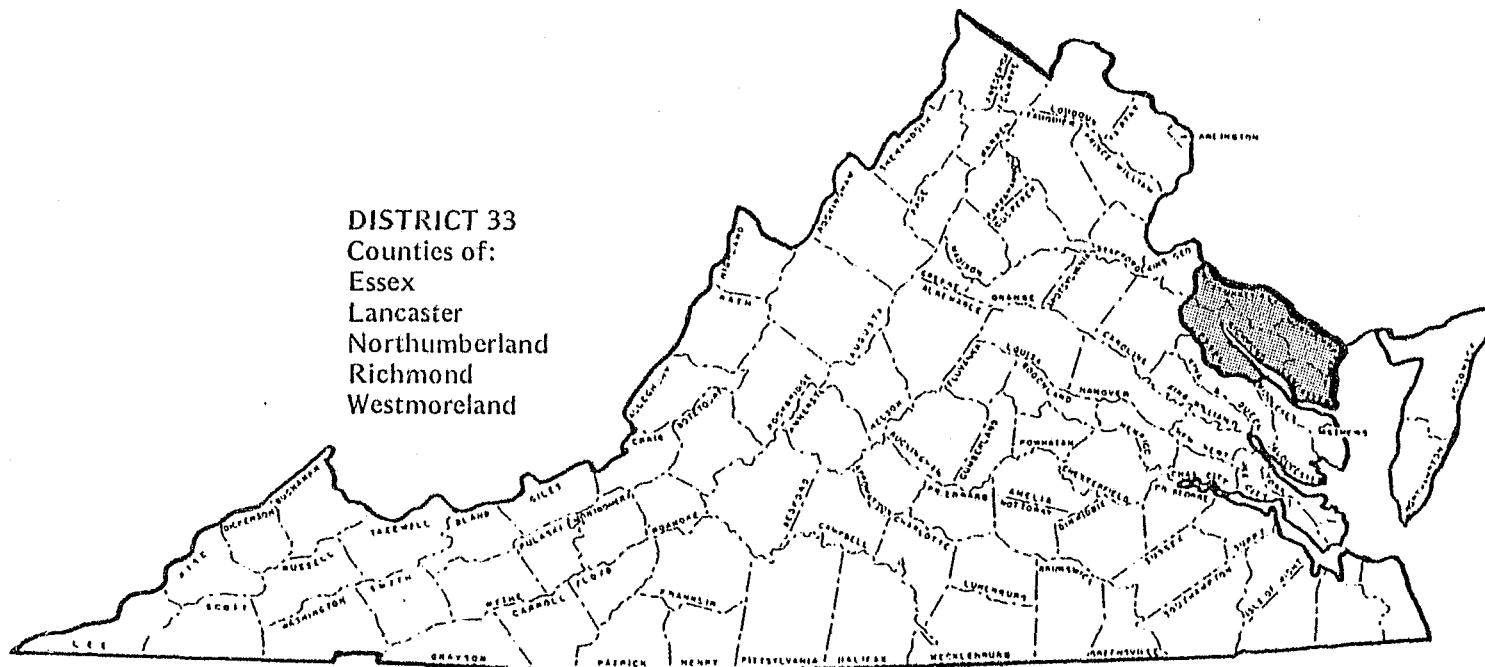
CONTINUED

2 OF 3

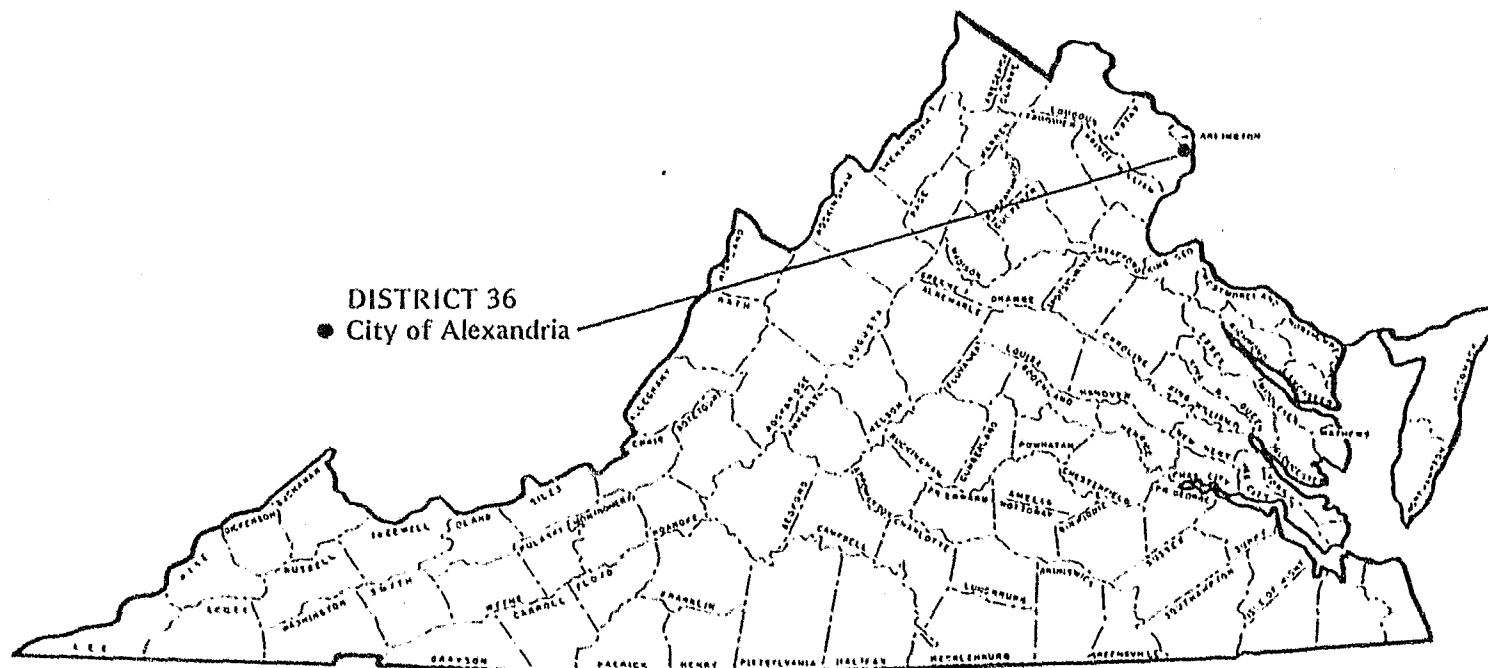


| | PROBATION CASELOADS | | PAROLE/PARDON CASELOADS |
|---|---------------------|--------------------|----------------------------|
| | Circuit Courts | District Courts | |
| UNDER SUPERVISION JULY 1, 1978 | 192 | 14 | 46 |
| TOTAL RECEIVED FOR SUPERVISION DURING FISCAL YEAR | 260 | 13 | 51 |
| TOTAL UNDER SUPERVISION DURING FISCAL YEAR | 452 | 27 | 97 |
| TOTAL REMOVED FROM SUPERVISION DURING FISCAL YEAR | 203 | 15 | 40 |
| TOTAL REMAINING UNDER SUPERVISION ON JUNE 30, 1979 | 249 | 12 | 57 |
| INVESTIGATIONS COMPLETED DURING FISCAL YEAR | | | |
| Local Court Pre and Post Sentence Reports | 193 | | |
| Other Pre and Post Sentence Reports | 0 | | |
| Field and Offense Reports | 10 | | |
| Miscellaneous Reports | 249 | | |
| TOTAL | 452 | | |

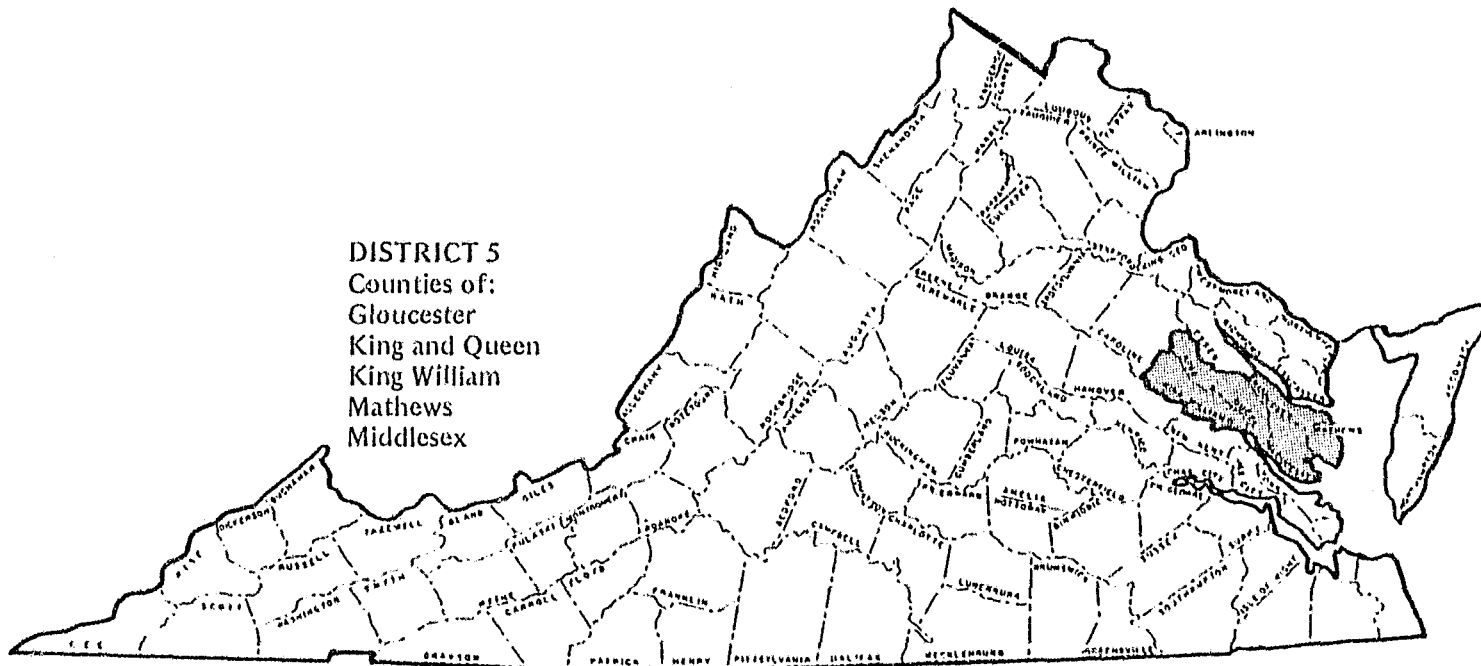
NOTE: The Cities of Manassas and Manassas Park are served by Prince William County.



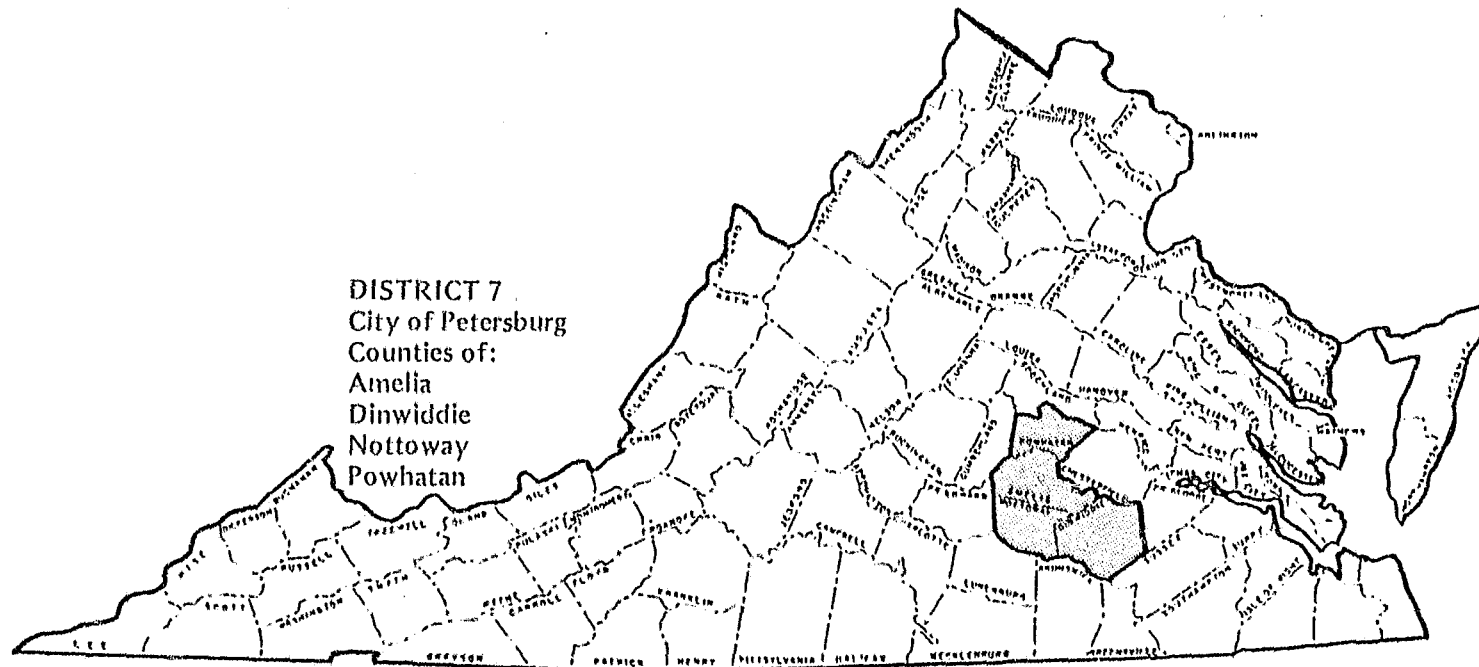
| | PROBATION CASELOADS | | PAROLE/PARDON CASELOADS |
|---|---------------------|--------------------|----------------------------|
| | Circuit Courts | District Courts | |
| UNDER SUPERVISION JULY 1, 1978 | 72 | 2 | 24 |
| TOTAL RECEIVED FOR SUPERVISION DURING FISCAL YEAR | 29 | 1 | 20 |
| TOTAL UNDER SUPERVISION DURING FISCAL YEAR | 101 | 3 | 44 |
| TOTAL REMOVED FROM SUPERVISION DURING FISCAL YEAR | 54 | 2 | 20 |
| TOTAL REMAINING UNDER SUPERVISION ON JUNE 30, 1979 | 47 | 1 | 24 |
| INVESTIGATIONS COMPLETED DURING FISCAL YEAR | | | |
| Local Court Pre and Post Sentence Reports | 35 | | |
| Other Pre and Post Sentence Reports | 0 | | |
| Field and Offense Reports | 16 | | |
| Miscellaneous Reports | 114 | | |
| TOTAL | 165 | | |



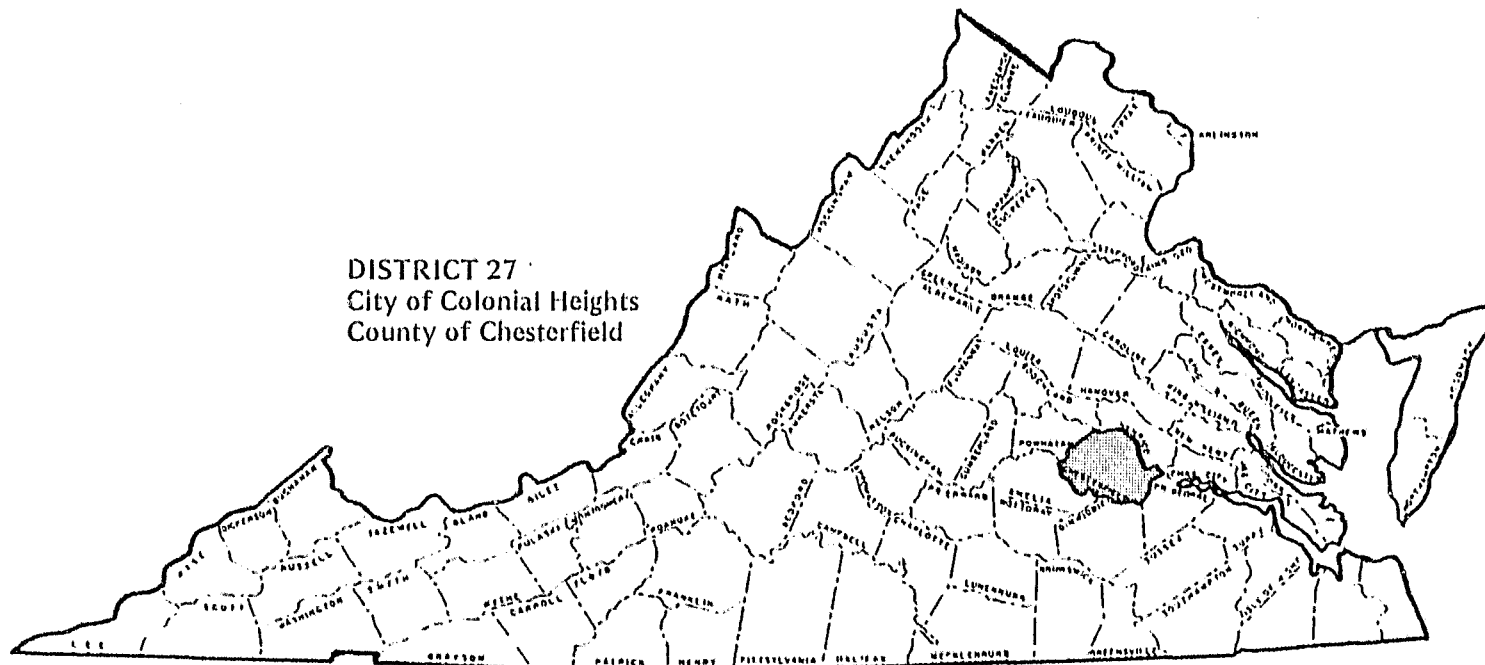
| | PROBATION CASELOADS | | PAROLE/PARDON CASELOADS |
|--|---------------------|-----------------|-------------------------|
| | Circuit Courts | District Courts | |
| UNDER SUPERVISION JULY 1, 1978 | 269 | 24 | 98 |
| TOTAL RECEIVED FOR SUPERVISION DURING FISCAL YEAR | 236 | 29 | 74 |
| TOTAL UNDER SUPERVISION DURING FISCAL YEAR | 505 | 53 | 172 |
| TOTAL REMOVED FROM SUPERVISION DURING FISCAL YEAR | 244 | 29 | 89 |
| TOTAL REMAINING UNDER SUPERVISION ON JUNE 30, 1979 | 261 | 24 | 83 |
| INVESTIGATIONS COMPLETED DURING FISCAL YEAR | | | |
| Local Court Pre and Post Sentence Reports | 189 | | |
| Other Pre and Post Sentence Reports | 1 | | |
| Field and Offense Reports | 18 | | |
| Miscellaneous Reports | 346 | | |
| TOTAL | 554 | | |



| | PROBATION CASELOADS | | PAROLE/PARDON CASELOADS |
|--|---------------------|-----------------|-------------------------|
| | Circuit Courts | District Courts | |
| UNDER SUPERVISION JULY 1, 1978 | 38 | 1 | 25 |
| TOTAL RECEIVED FOR SUPERVISION DURING FISCAL YEAR | 20 | 2 | 15 |
| TOTAL UNDER SUPERVISION DURING FISCAL YEAR | 58 | 3 | 40 |
| TOTAL REMOVED FROM SUPERVISION DURING FISCAL YEAR | 34 | 2 | 22 |
| TOTAL REMAINING UNDER SUPERVISION ON JUNE 30, 1979 | 24 | 1 | 18 |
| INVESTIGATIONS COMPLETED DURING FISCAL YEAR | | | |
| Local Court Pre and Post Sentence Reports | 23 | | |
| Other Pre and Post Sentence Reports | 0 | | |
| Field and Offense Reports | 10 | | |
| Miscellaneous Reports | 69 | | |
| TOTAL | 102 | | |

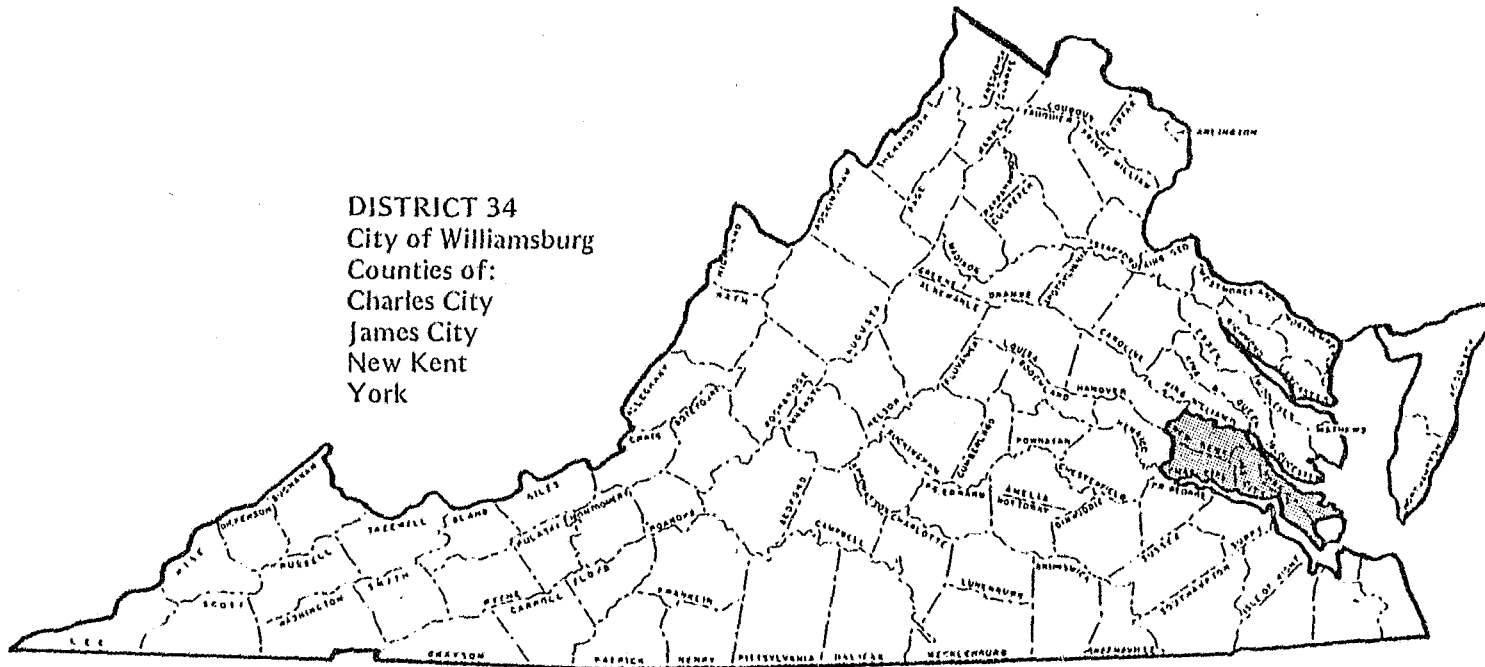


| | PROBATION CASELOADS | | PAROLE/PARDON CASELOADS |
|---|---------------------|--------------------|----------------------------|
| | Circuit Courts | District Courts | |
| UNDER SUPERVISION JULY 1, 1978 | 313 | 15 | 148 |
| TOTAL RECEIVED FOR SUPERVISION DURING FISCAL YEAR | 197 | 17 | 79 |
| TOTAL UNDER SUPERVISION DURING FISCAL YEAR | 510 | 32 | 227 |
| TOTAL REMOVED FROM SUPERVISION DURING FISCAL YEAR | 367 | 24 | 132 |
| TOTAL REMAINING UNDER SUPERVISION ON JUNE 30, 1979 | 143 | 8 | 95 |
| INVESTIGATIONS COMPLETED DURING FISCAL YEAR | | | |
| Local Court Pre and Post Sentence Reports | 370 | | |
| Other Pre and Post Sentence Reports | 7 | | |
| Field and Offense Reports | 43 | | |
| Miscellaneous Reports | 322 | | |
| TOTAL | 742 | | |



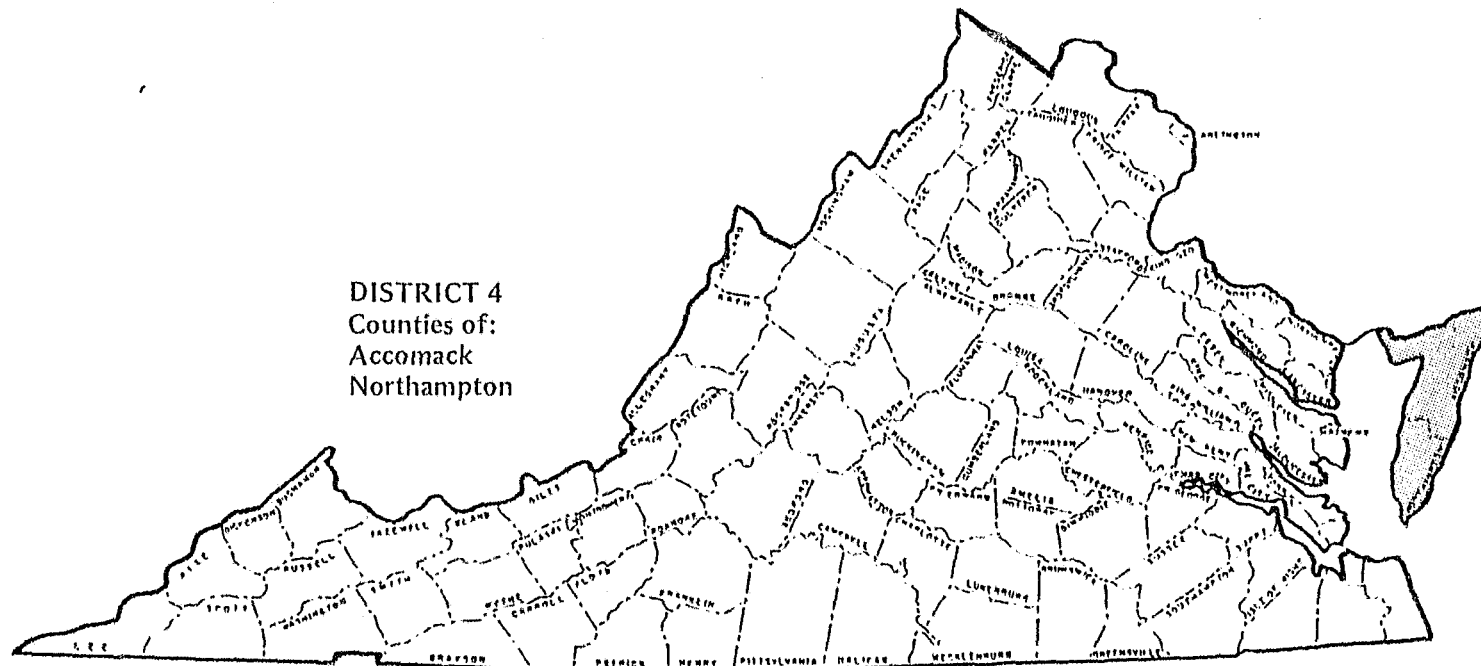
| | PROBATION CASELOADS | | PAROLE/PARDON CASELOADS |
|--|---------------------|-----------------|-------------------------|
| | Circuit Courts | District Courts | |
| UNDER SUPERVISION JULY 1, 1978 | 94 | 34 | 46 |
| TOTAL RECEIVED FOR SUPERVISION DURING FISCAL YEAR | 167 | 66 | 46 |
| TOTAL UNDER SUPERVISION DURING FISCAL YEAR | 261 | 100 | 92 |
| TOTAL REMOVED FROM SUPERVISION DURING FISCAL YEAR | 131 | 64 | 36 |
| TOTAL REMAINING UNDER SUPERVISION ON JUNE 30, 1979 | 130 | 36 | 56 |
| INVESTIGATIONS COMPLETED DURING FISCAL YEAR | | | |
| Local Court Pre and Post Sentence Reports | 376 | | |
| Other Pre and Post Sentence Reports | 28 | | |
| Field and Offense Reports | 39 | | |
| Miscellaneous Reports | 347 | | |
| TOTAL | 790 | | |

DISTRICT 34
City of Williamsburg
Counties of:
Charles City
James City
New Kent
York

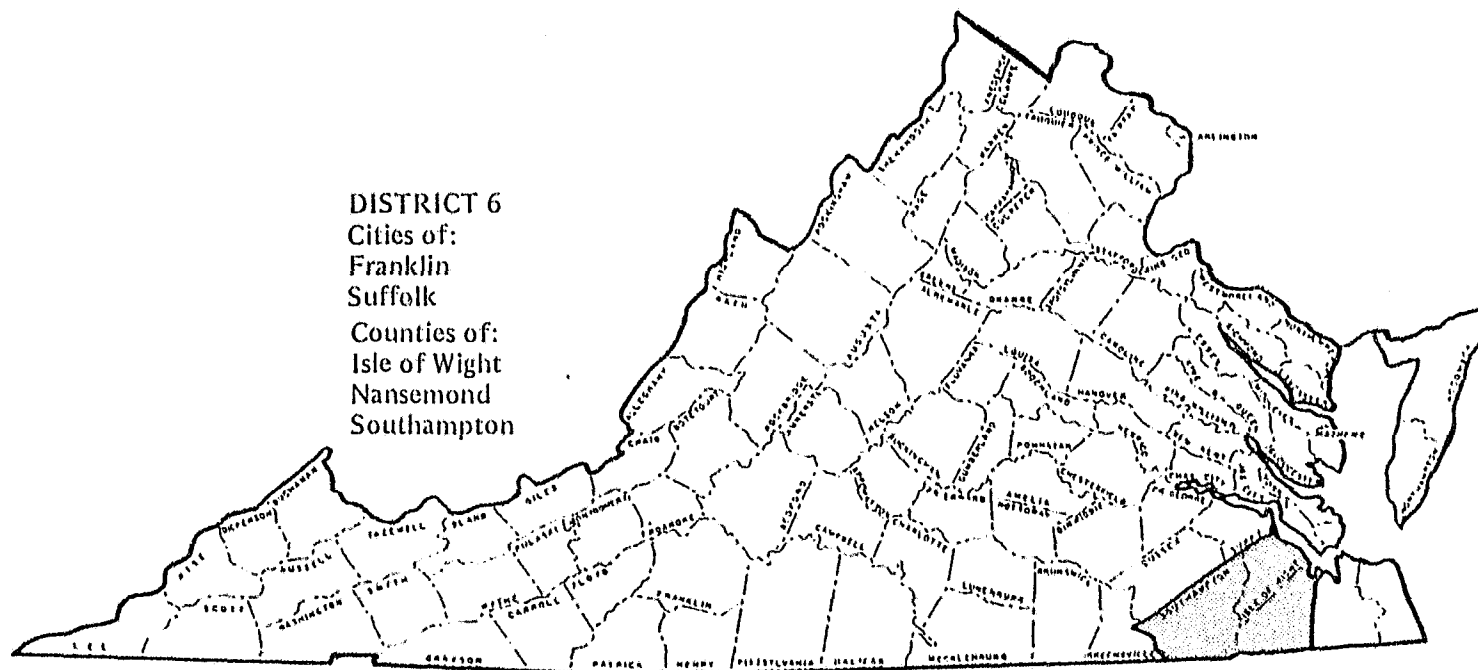


| | PROBATION CASELOADS | | PAROLE/PARDON CASELOADS |
|--|---------------------|-----------------|-------------------------|
| | Circuit Courts | District Courts | |
| UNDER SUPERVISION JULY 1, 1978 | 113 | 5 | 35 |
| TOTAL RECEIVED FOR SUPERVISION DURING FISCAL YEAR | 118 | 9 | 30 |
| TOTAL UNDER SUPERVISION DURING FISCAL YEAR | 231 | 14 | 65 |
| TOTAL REMOVED FROM SUPERVISION DURING FISCAL YEAR | 98 | 9 | 29 |
| TOTAL REMAINING UNDER SUPERVISION ON JUNE 30, 1979 | 133 | 5 | 36 |
| INVESTIGATIONS COMPLETED DURING FISCAL YEAR | | | |
| Local Court Pre and Post Sentence Reports | 126 | | |
| Other Pre and Post Sentence Reports | 1 | | |
| Field and Offense Reports | 15 | | |
| Miscellaneous Reports | 133 | | |
| TOTAL | 275 | | |

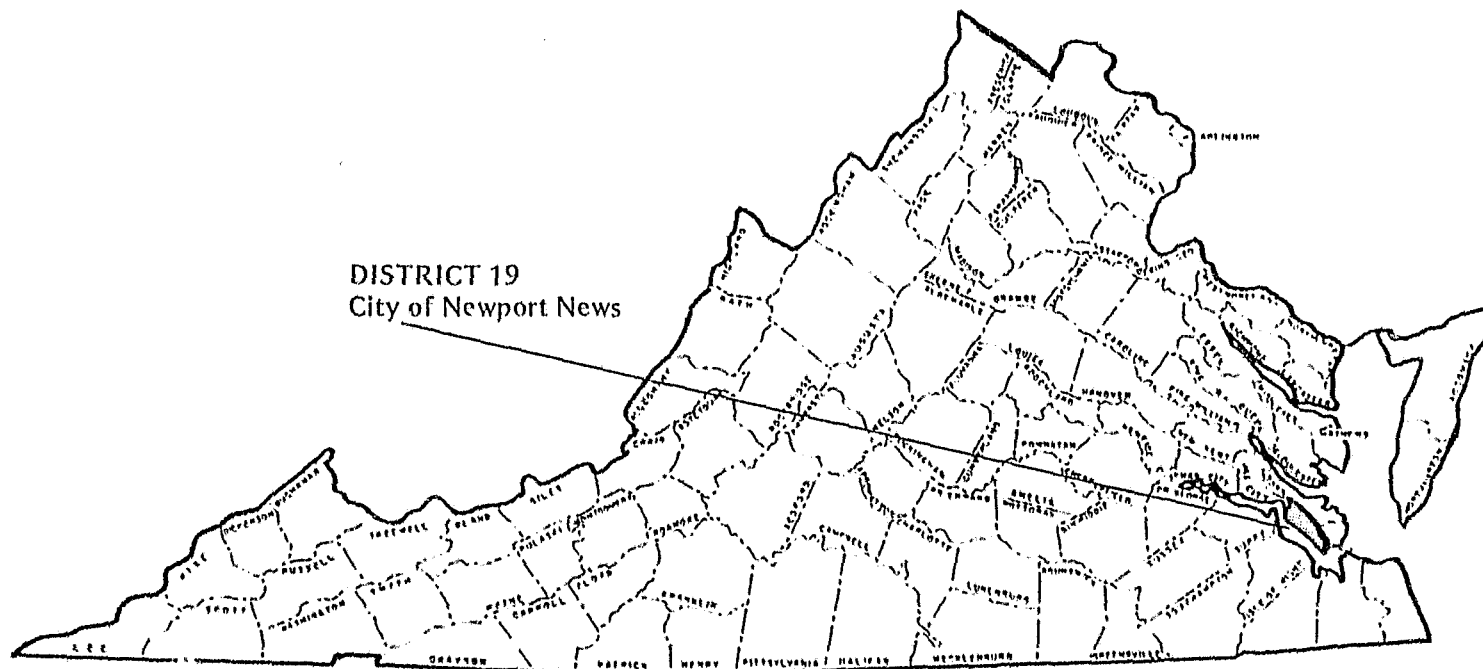
NOTE: The City of Poquoson is served by York County.



| | PROBATION CASELOADS | | PAROLE/PARDON CASELOADS |
|---|---------------------|--------------------|----------------------------|
| | Circuit Courts | District Courts | |
| UNDER SUPERVISION JULY 1, 1978 | 77 | 14 | 35 |
| TOTAL RECEIVED FOR SUPERVISION DURING FISCAL YEAR | 51 | 13 | 21 |
| TOTAL UNDER SUPERVISION DURING FISCAL YEAR | 128 | 27 | 56 |
| TOTAL REMOVED FROM SUPERVISION DURING FISCAL YEAR | 45 | 16 | 19 |
| TOTAL REMAINING UNDER SUPERVISION ON JUNE 30, 1979 | 83 | 11 | 37 |
| INVESTIGATIONS COMPLETED DURING FISCAL YEAR | | | |
| Local Court Pre and Post Sentence Reports | 40 | | |
| Other Pre and Post Sentence Reports | 31 | | |
| Field and Offense Reports | 7 | | |
| Miscellaneous Reports | 61 | | |
| TOTAL | 139 | | |



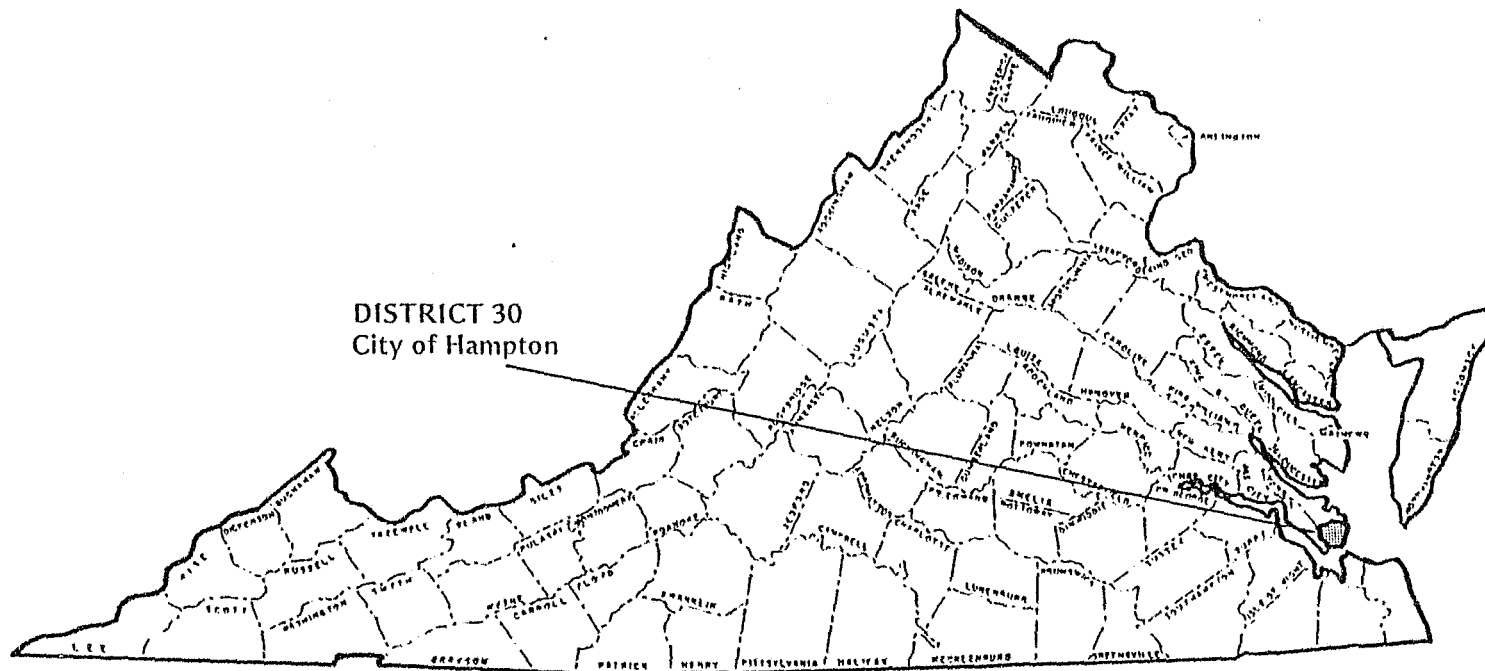
| | PROBATION CASELOADS | | PAROLE/PARDON CASELOADS |
|--|---------------------|-----------------|-------------------------|
| | Circuit Courts | District Courts | |
| UNDER SUPERVISION JULY 1, 1978 | 250 | 24 | 92 |
| TOTAL RECEIVED FOR SUPERVISION DURING FISCAL YEAR | 200 | 56 | 44 |
| TOTAL UNDER SUPERVISION DURING FISCAL YEAR | 450 | 80 | 136 |
| TOTAL REMOVED FROM SUPERVISION DURING FISCAL YEAR | 136 | 36 | 41 |
| TOTAL REMAINING UNDER SUPERVISION ON JUNE 30, 1979 | 314 | 44 | 95 |
| INVESTIGATIONS COMPLETED DURING FISCAL YEAR | | | |
| Local Court Pre and Post Sentence Reports | 333 | | |
| Other Pre and Post Sentence Reports | 17 | | |
| Field and Offense Reports | 21 | | |
| Miscellaneous Reports | 161 | | |
| TOTAL | 532 | | |



| | PROBATION CASELOADS | | PAROLE/PARDON CASELOADS |
|---|---------------------|--------------------|----------------------------|
| | Circuit Courts | District Courts | |
| UNDER SUPERVISION JULY 1, 1978 | 218 | 140 | 73 |
| TOTAL RECEIVED FOR SUPERVISION DURING FISCAL YEAR | 203 | 109 | 82 |
| TOTAL UNDER SUPERVISION DURING FISCAL YEAR | 421 | 249 | 155 |
| TOTAL REMOVED FROM SUPERVISION DURING FISCAL YEAR | 188 | 133 | 54 |
| TOTAL REMAINING UNDER SUPERVISION ON JUNE 30, 1979 | 233 | 116 | 101 |
| INVESTIGATIONS COMPLETED DURING FISCAL YEAR | | | |
| Local Court Pre and Post Sentence Reports | 166 | | |
| Other Pre and Post Sentence Reports | 32 | | |
| Field and Offense Reports | 39 | | |
| Miscellaneous Reports | 499 | | |
| TOTAL | 736 | | |

[illegible]

- 116 -



| | PROBATION CASELOADS | | PAROLE/PARDON CASELOADS |
|--|---------------------|-----------------|-------------------------|
| | Circuit Courts | District Courts | |
| UNDER SUPERVISION JULY 1, 1978 | 108 | 0 | 61 |
| TOTAL RECEIVED FOR SUPERVISION DURING FISCAL YEAR | 126 | 3 | 53 |
| TOTAL UNDER SUPERVISION DURING FISCAL YEAR | 234 | 3 | 114 |
| TOTAL REMOVED FROM SUPERVISION DURING FISCAL YEAR | 106 | 0 | 52 |
| TOTAL REMAINING UNDER SUPERVISION ON JUNE 30, 1979 | 128 | 3 | 62 |
| INVESTIGATIONS COMPLETED DURING FISCAL YEAR | | | |
| Local Court Pre and Post Sentence Reports | 113 | | |
| Other Pre and Post Sentence Reports | 3 | | |
| Field and Offense Reports | 27 | | |
| Miscellaneous Reports | 288 | | |
| TOTAL | 431 | | |

DISTRICT 38*

Cities of:

Emporia

Hopewell

Counties of:

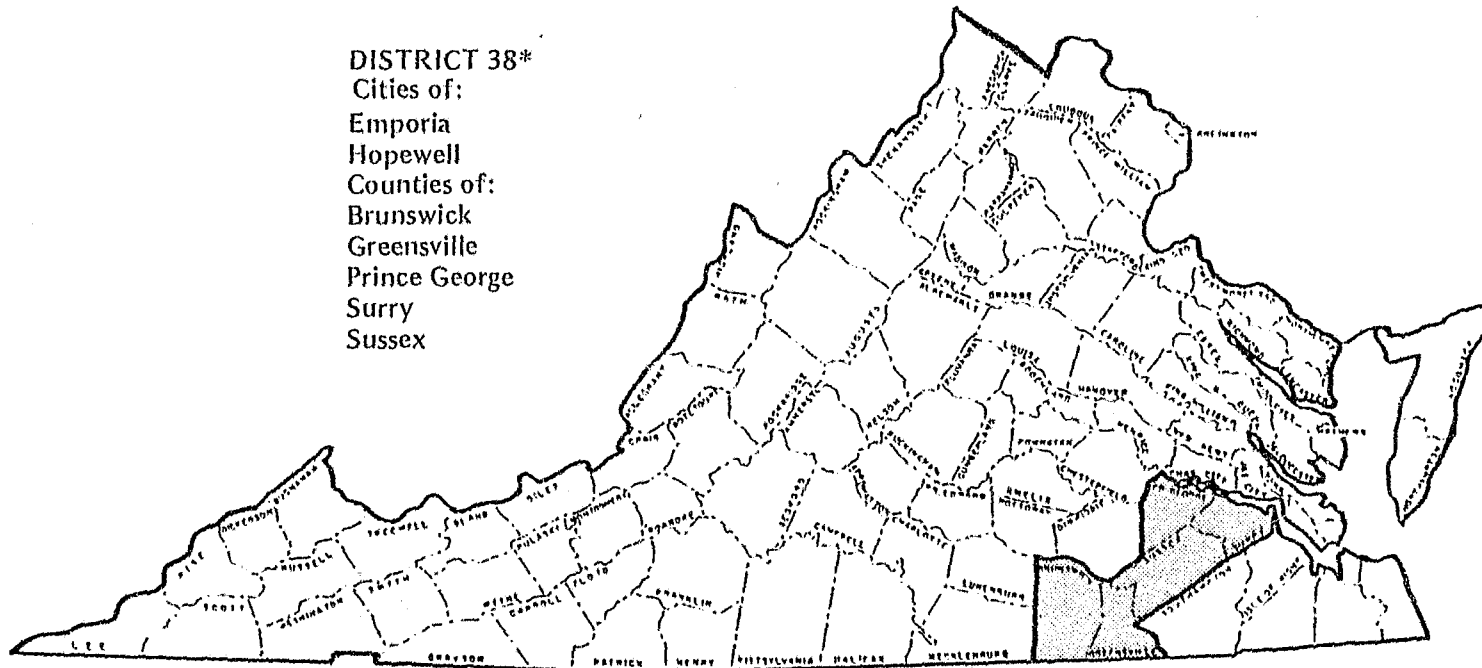
Brunswick

Greenville

Prince George

Surry

Sussex



| | PROBATION CASELOADS | | PAROLE/PARDON CASELOADS |
|--|---------------------|-----------------|-------------------------|
| | Circuit Courts | District Courts | |
| UNDER SUPERVISION JULY 1, 1978 | 0 | 0 | 0 |
| TOTAL RECEIVED FOR SUPERVISION DURING FISCAL YEAR | 224 | 6 | 66 |
| TOTAL UNDER SUPERVISION DURING FISCAL YEAR | 224 | 6 | 66 |
| TOTAL REMOVED FROM SUPERVISION DURING FISCAL YEAR | 30 | 0 | 16 |
| TOTAL REMAINING UNDER SUPERVISION ON JUNE 30, 1979 | 194 | 6 | 50 |
| INVESTIGATIONS COMPLETED DURING FISCAL YEAR | | | |
| Local Court Pre and Post Sentence Reports | 55 | | |
| Other Pre and Post Sentence Reports | 19 | | |
| Field and Offense Reports | 3 | | |
| Miscellaneous Reports | 62 | | |
| TOTAL | 139 | | |

*District 38 began official operation on March 1, 1979.

END