


Adults and Children Under Community

Supervision FY1980

Georgia Department of Corrections



76658

U.S. Department of Justice 76658
National Institute of Justice

This document has been reproduced exactly as received from the person or organization originating it. Points of view or opinions stated in this document are those of the authors and do not necessarily represent the official position or policies of the National Institute of Justice.

Permission to reproduce this copyrighted material has been granted by


~~Virginia Department of~~
~~Corrections~~

to the National Criminal Justice Reference Service (NCJRS).

Further reproduction outside of the NCJRS system requires permission of the copyright owner.

Adults and Children Under Community Supervision FY1980

Virginia Department of Corrections




VIRGINIA DEPARTMENT OF CORRECTIONS

Terrell Don Hutto, DIRECTOR

*Herbert A. Parr
EXECUTIVE ASSISTANT DIRECTOR*

*Carlton B. Bolte
DIVISION OF COMMUNITY
AND PREVENTION SERVICES*

*Frank Mueller
DIVISION OF CAPITAL OUTLAY
AND MAINTENANCE*



*P.O. Box 26963
Richmond, Virginia 23261*

*Robert M. Landon
DIVISION OF INSTITUTIONAL SERVICES*

*William E. Weddington
DIVISION OF PROGRAM
DEVELOPMENT AND EVALUATION*

*Robert E. Zukowski
DIVISION OF FINANCE*

U.S. Department of Justice
National Institute of Justice

76658

This document has been reproduced exactly as received from the person or organization originating it. Points of view or opinions stated in this document are those of the authors and do not necessarily represent the official position or policies of the National Institute of Justice.

Permission to reproduce this copyrighted material has been granted by

Doris E. Mayer
Virginia Dept. of Corrections

to the National Criminal Justice Reference Service (NCJRS).

Further reproduction outside of the NCJRS system requires permission of the copyright owner.

1
 2
 3
 4
 5
 6
 7
 8
 9
 10
 11
 12
 13
 14
 15
 16
 17
 18
 19
 20
 21
 22
 23
 24
 25
 26
 27
 28
 29
 30
 31
 32
 33
 34
 35
 36
 37
 38
 39
 40
 41
 42
 43
 44
 45
 46
 47
 48
 49
 50
 51
 52
 53
 54
 55
 56
 57
 58
 59
 60
 61
 62
 63
 64
 65
 66
 67
 68
 69
 70
 71
 72
 73
 74
 75
 76
 77
 78
 79
 80
 81
 82
 83
 84
 85
 86
 87
 88
 89
 90
 91
 92
 93
 94
 95
 96
 97
 98
 99
 100
 101
 102
 103
 104
 105
 106
 107
 108
 109
 110
 111
 112
 113
 114
 115
 116
 117
 118
 119
 120
 121
 122
 123
 124
 125
 126
 127
 128
 129
 130
 131
 132
 133
 134
 135
 136
 137
 138
 139
 140
 141
 142
 143
 144
 145
 146
 147
 148
 149
 150
 151
 152
 153
 154
 155
 156
 157
 158
 159
 160
 161
 162
 163
 164
 165
 166
 167
 168
 169
 170
 171
 172
 173
 174
 175
 176
 177
 178
 179
 180
 181
 182
 183
 184
 185
 186
 187
 188
 189
 190
 191
 192
 193
 194
 195
 196
 197
 198
 199
 200
 201
 202
 203
 204
 205
 206
 207
 208
 209
 210
 211
 212
 213
 214
 215
 216
 217
 218
 219
 220
 221
 222
 223
 224
 225
 226
 227
 228
 229
 230
 231
 232
 233
 234
 235
 236
 237
 238
 239
 240
 241
 242
 243
 244
 245
 246
 247
 248
 249
 250
 251
 252
 253
 254
 255
 256
 257
 258
 259
 260
 261
 262
 263
 264
 265
 266
 267
 268
 269
 270
 271
 272
 273
 274
 275
 276
 277
 278
 279
 280
 281
 282
 283
 284
 285
 286
 287
 288
 289
 290
 291
 292
 293
 294
 295
 296
 297
 298
 299
 300
 301
 302
 303
 304
 305
 306
 307
 308
 309
 310
 311
 312
 313
 314
 315
 316
 317
 318
 319
 320
 321
 322
 323
 324
 325
 326
 327
 328
 329
 330
 331
 332
 333
 334
 335
 336
 337
 338
 339
 340
 341
 342
 343
 344
 345
 346
 347
 348
 349
 350
 351
 352
 353
 354
 355
 356
 357
 358
 359
 360
 361
 362
 363
 364
 365
 366
 367
 368
 369
 370
 371
 372
 373
 374
 375
 376
 377
 378
 379
 380
 381
 382
 383
 384
 385
 386
 387
 388
 389
 390
 391
 392
 393
 394
 395
 396
 397
 398
 399
 400
 401
 402
 403
 404
 405
 406
 407
 408
 409
 410
 411
 412
 413
 414
 415
 416
 417
 418
 419
 420
 421
 422
 423
 424
 425
 426
 427
 428
 429
 430
 431
 432
 433
 434
 435
 436
 437
 438
 439
 440
 441
 442
 443
 444
 445
 446
 447
 448
 449
 450
 451
 452
 453
 454
 455
 456
 457
 458
 459
 460
 461
 462
 463
 464
 465
 466
 467
 468
 469
 470
 471
 472
 473
 474
 475
 476
 477
 478
 479
 480
 481
 482
 483
 484
 485
 486
 487
 488
 489
 490
 491
 492
 493
 494
 495
 496
 497
 498
 499
 500
 501
 502
 503
 504
 505
 506
 507
 508
 509
 510
 511
 512
 513
 514
 515
 516
 517
 518
 519
 520
 521
 522
 523
 524
 525

- ☐ Please ADD the name/address indicated below, to the mailing list.
- ☐ Please REMOVE the name/address indicated below, from the mailing list. (Address label attached.)
- ☐ Please REVISE the name/address/number of copies listed on the attached address label, as indicated below. (If more than one, the number of copies will appear in the upper right part of the label.)
- ☐ Please SEND ____ additional copies of the current report.
- ☐ Please SEND ____ copies of the last annual report. (Specify year: _____)

A handwriting practice sheet featuring six horizontal rows. Each row is composed of a solid top line, a dashed middle line, and a solid bottom line, providing a guide for letter height and placement. The rows are evenly spaced and extend across the width of the page.

MS EILEEN M GARRY ACQUISITIONS DEPT
NATL CRIMINAL JUSTICE REF SERVICE
BOX 6000
ROCKVILLE MARYLAND 20850
CODE NO 00078

Return this information to:
VIRGINIA DEPARTMENT OF CORRECTIONS
RESEARCH AND REPORTING UNIT
REPORTING SECTION
P. O. BOX 26963
RICHMOND, VIRGINIA 23261

PSW 80

P R E F A C E

The information in this publication was compiled by the Research and Reporting Unit, Division of Program Development and Evaluation. The data concerning court service units were supplied by the information system administered by the Evaluation and Monitoring Unit of the Division of Program Development and Evaluation. The data concerning adults under supervision of Probation and Parole offices were supplied by the Division of Community and Prevention Services. Copies of similar annual reports are available for fiscal years 1978 and 1979.

All questions or remarks concerning this publication should be addressed to:

VIRGINIA DEPARTMENT OF CORRECTIONS
Division of Program Development and Evaluation
Research and Reporting Unit
P.O. Box 26963
Richmond, Virginia 23261
(804) 257-1974

CONTENTS

County/City Index	1
Explanation of Workload Statistics	3
Map of Juvenile Court Service Units by Region	4

VIRGINIA COURT SERVICE UNITS

Narrative Analysis of Children and Families Under Supervision of Virginia Court Service Units	5
---	---

Chart 1 — Services Provided by Court Service Units Fiscal Year Ending June 30, 1980	8
--	---

Chart 2 — Juvenile Probation Cases Closed During Fiscal Year 1980	9
--	---

Regional Summary	10
------------------------	----

Statistical Tables

Region I—Western	12
Region II—Central	24
Region III—Northern	34
Region IV—East Central	48
Region V—Southeast	59

PROBATION/PAROLE DISTRICTS

Narrative Analysis of Adults Under Supervision of the Division of Community and Prevention Services	77
--	----

Map of Adult Probation and Parole Districts by Region	78
---	----

Regional Summary	79
------------------------	----

Chart 3 — Cases Received and Removed from the Supervision of Probation and Parole Offices During Fiscal Year 1980	80
---	----

Chart 4 — Regional Summary of Adults Remaining Under Supervision — Division of Community and Prevention Services, Fiscal Year Ending June 30, 1980	81
--	----

Probation/Parole/Pardon Workload for Fiscal Year 1980	82
--	----

Statistical Tables

Region I—Western	83
Region II—Central	89
Region III—Northern	98
Region IV—East Central	107
Region V—Southeast	113

Index of Localities

COUNTY	Juvenile Court Service Workload Data PAGE	Adult Probation/Parole Workload Data* PAGE
ACCOMACK	62	115
ALBEMARLE	26	90
ALLEGHANY	14	83
AMELIA	50	109
AMHERST	32	91
APPOMATTOX	24	95
ARLINGTON	37	98
AUGUSTA	14	83
BATH	14	83
BEDFORD	32	93
BLAND	20	85
BOTETOURT	14	84
BRUNSWICK	70	121
BUCHANAN	20	87
BUCKINGHAM	24	95
CAMPBELL	32	91
CAROLINE	34	100
CARROLL	16	85
CHARLES CITY	48	112
CHARLOTTE	24	95
CHESTERFIELD	52	110
CLARKE	44	99
CRAIG	14	84
CULPEPER	26	96
CUMBERLAND	24	95
DICKENSON	20	87
DINWIDDIE	50	109
ESSEX	34	103
FAIRFAX	40	102
FAUQUIER	42	101
FLOYD	16	88
FLUVANNA	26	90
FRANKLIN	30	97
FREDERICK	44	99

COUNTY	Juvenile Court Service Workload Data PAGE	Adult Probation/Parole Workload Data* PAGE
GILES	20	85
GLOUCESTER	40	108
GOOCHLAND	26	90
GRAYSON	16	85
GREENE	26	96
GREENSVILLE	70	121
HALIFAX	24	89
HANOVER	34	100
HENRICO	57	111
HENRY	28	94
HIGHLAND	14	83
ISLE OF WIGHT	68	116
JAMES CITY	46	112
KING GEORGE	34	100
KING & QUEEN	48	108
KING WILLIAM	48	108
LANCASTER	34	103
LEE	22	87
LOUDOUN	42	101
LOUISA	26	90
LUNENBURG	24	89
MADISON	26	98
MATHEWS	48	108
MECKLENBURG	24	89
MIDDLESEX	48	108
MONTGOMERY	16	88
NANSEMOND	—	116
NELSON	31	91
NEW KENT	48	112
NORTHAMPTON	62	115
NORTHUMBERLAND	34	103
NOTTOWAY	50	109
ORANGE	26	96
PAGE	44	106

Continued on next page.

INDEX OF LOCALITIES (Continued from previous page)

COUNTY	Juvenile Court Service Workload Data PAGE	Adult Probation/Parole Workload Data* PAGE	CITY	Juvenile Court Service Workload Data PAGE	Adult Probation/Parole Workload Data* PAGE
PATRICK	28	94	COLLINSVILLE	—	94
PITTSYLVANIA	30	92	COLONIAL HEIGHTS	52	110
POWHATAN	50	109	COVINGTON	14	83
PRINCE EDWARD	24	95	CULPEPER	—	96
PRINCE GEORGE	70	121	DANVILLE	30	92
PRINCE WILLIAM	46	104	EMPORIA	70	121
PULASKI	16	85	FAIRFAX	40	102
RAPPAHANNOCK	42	101	FALLS CHURCH	40	102
RICHMOND	34	103	FRANKLIN	68	116
ROANOKE	12	84	FREDERICKSBURG	34	100
ROCKBRIDGE	14	83	GALAX	16	85
ROCKINGHAM	44	106	HAMPTON	75	119
RUSSELL	20	86	HARRISONBURG	44	106
SCOTT	22	87	HOPEWELL	70	121
SHENANDOAH	44	99	LEXINGTON	14	106
SMYTH	18	86	LYNCHBURG	32	91
SOUTHAMPTON	68	116	MANASSAS	46	104
SPOTSYLVANIA	34	100	MANASSAS PARK	46	104
STAFFORD	34	100	MARTINSVILLE	28	94
SURRY	70	121	NEWPORT NEWS	73	117
SUSSEX	70	121	NORFOLK	67	113
TAZEWELL	20	85	NORTON	22	87
WARREN	44	99	PETERSBURG	50	109
WASHINGTON	18	86	POQUOSON	48	112
WESTMORELAND	34	103	PORTSMOUTH	65	114
WISE	22	87	RADFORD	16	88
WYTHE	16	85	RICHMOND	55	107
YORK	48	112	ROANOKE	12	84
CITY			SALEM	12	84
ALEXANDRIA	39	105	SOUTH BOSTON	24	89
BEDFORD	32	93	STAUNTON	14	83
BRISTOL	18	86	SUFFOLK	68	116
BUENA VISTA	14	83	VIRGINIA BEACH	61	118
CHARLOTTESVILLE	26	90	WAYNESBORO	32	83
CHESAPEAKE	59	120	WILLIAMSBURG	48	112
CLIFTON FORGE	14	83	WINCHESTER	44	99

*Adult Probation/Parole Workload Data are consolidated by district and are not available by individual community.

Explanation of Workload Statistics

The data in this statistical report reflect the workload of the juvenile court service units and the adult probation and parole offices. The workload of these units does not only include the caseload of persons under supervision but also measures the other services delivered by the units to their clients.

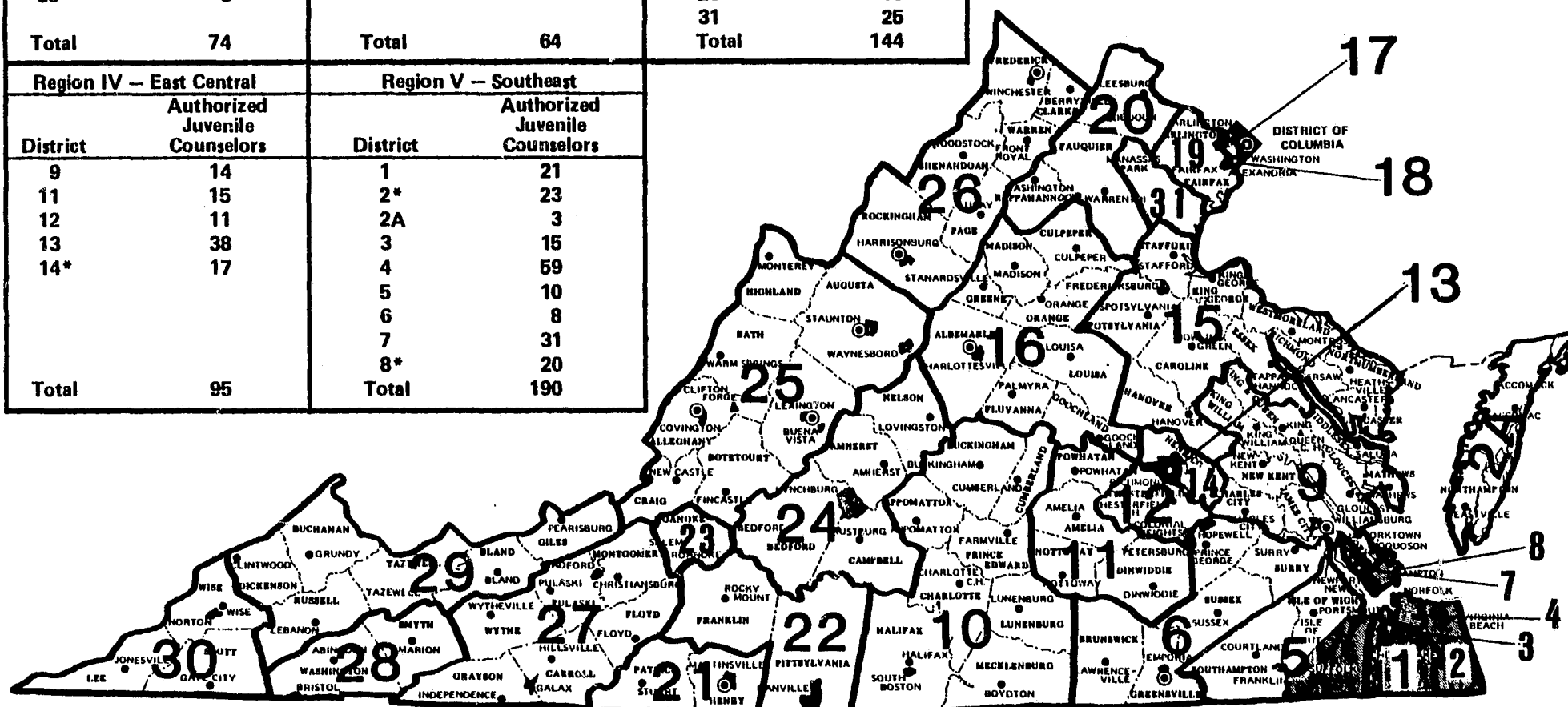
It is not appropriate to draw comparisons between the individual districts within the juvenile or adult systems or to compare the juvenile workload to the adult workload.

The services provided by the court service units and the probation/parole offices are impacted by the needs of their locality. The workload cannot be considered comparable between the localities because of the divergent demands of the individual communities. The variation in workload is affected by the level and type of requests received from the court, the geography and size of the district, and by the levels of supervision required by the individual clients. The standards, definitions, and reporting procedures are also not the same for court service units and for the probation/parole offices.

Region I – Western		Region II – Central		Region III – Northern	
District	Authorized Juvenile Counselors	District	Authorized Juvenile Counselors	District	Authorized Juvenile Counselors
23*(a)	25	10	11	15	20
25	12	16	13	17*	28
27	12	21	11	18*	7
28	8	22*(b)	10	19*(c)	48
29	11	24	19	20*(d)	6
30	6			26	10
				31	25
Total	74	Total	64	Total	144

Region IV – East Central		Region V – Southeast	
District	Authorized Juvenile Counselors	District	Authorized Juvenile Counselors
9	14	1	21
11	15	2*	23
12	11	2A	3
13	38	3	15
14*	17	4	59
		5	10
		6	8
		7	31
		8*	20
Total	95	Total	190

**VIRGINIA DEPARTMENT OF CORRECTIONS
JUVENILE AND DOMESTIC RELATIONS
JUDICIAL DISTRICTS, BY REGION**



As of June 30, 1980 there were 567 authorized Juvenile Counselors in 37 Juvenile Court Service Units within 32 Juvenile and Domestic Relations Judicial Districts. Of the 37 Court Service Units, 25 are state operated and 12 are locally operated. The 12 locally operated Court Service Units are physically located within 9 of the districts.

* Locally operated Court Service Units.

(a) In District 23 there are 3 locally operated Court Service Units, each having the following number of authorized Juvenile Counselors: Roanoke City – 16; Roanoke County – 7; and Salem City – 2.

(b) In District 22 there are 2 Court Service Units; one is locally operated (Danville – 3 Counselors) and the other (Rocky Mount – 7 Counselors) is state operated.

(c) In District 19 there are 2 locally operated Court Service Units, each having the following number of authorized Juvenile Counselors: Fairfax County – 47; and Falls Church – 1.

(d) In District 20 there are 2 Court Service Units; one is locally operated (Loudoun – 4 Counselors) and the other (Warrenton – 2 Counselors) is state operated.

JCSU-RR 6/80

Children and Families Under Supervision of Virginia Court Service Units Fiscal Year Ending June 30, 1980

This report represents the Juvenile Court Service Workload for the Commonwealth of Virginia in fiscal year 1980 (July 1, 1979 through June 30, 1980). The map on page 4 shows the 32 Judicial Districts in which the 37 Juvenile Court Service Units are located. There are 25 state operated and 12 locally operated Juvenile Court Service Units.

INTAKE

During fiscal year 1980 there were 106,333 Intake Cases referred to Court Service Units. Intake Cases accounted for 73.7 percent of the 144,296 total services completed in fiscal 1980.

In examining regional totals, Region III (Northern) received the greatest number of Intake Referrals, accounting for 32,066 intakes or 30.2 percent of all Intake Referrals for fiscal 1980. Region V (Southeast) was second in Intake Referrals, accounting for 30,286 or 28.5 percent of all such referrals. Region I (Western) was third in Intake Referrals with 16,916, while Region II (Central) had the fewest referrals, accounting for only 13,276 intakes or 12.5 percent of the total intake workload.

TRANSFER REPORTS

Transfer Reports are ordered on individuals fifteen years of age or older who have been charged with certain felonies. The report is used to determine if an individual should be transferred to Circuit Court for trial as an adult.

There were 1,753 Transfer Reports completed in fiscal 1980. These reports represent 8.7 percent of the 20,143 reports (Social History, Transfer, Addendum, and Foster Care) completed by the Court Service Units.

In examining regional totals, Region V (Southeast) completed the most Transfer Reports in fiscal 1980, accounting for 617 reports or 35.2 percent of all such reports. Region IV (East Central) had the second largest number of Transfer Report completions with 535 or 30.5 percent of all such reports. Region I (Western) had the fewest number of Transfer Reports with only 160 or 9.1 percent of the total Transfer Reports completed.

SOCIAL HISTORY REPORTS

When requested by the judge prior to court disposition, a comprehensive study of the child's social history and environment is made. The Court Service Unit, according to Standards adopted by the State Board of Corrections, must complete a Social History Report on any child placed under supervision. As a result, the number of Social History Reports represents all children receiving supervision for a period of over three months.

Social History Reports accounted for 60.1 percent of all reports completed by Court Service Units in fiscal 1980. There were 12,113 Social History Reports completed in this fiscal year.

In examining regional totals, Region V (Southeast) completed the largest number of Social History Reports, accounting for 3,964 or 32.7 percent of all Social History Report completions. Region III (Northern) was second in completions, accounting for 2,966 Social History Report completions or 24.5 percent of all Social History Reports. Region II (Central) had the fewest completions of Social History Reports, with 1,367 reports.

ADDENDUM REPORTS

Addendum Reports are short reports sent to the court concerning Social History updates, or any other short report or progress report made for the court's use.

In fiscal 1980 there were 4,822 Addendum Reports submitted to the courts. The above figure represents 23.9 percent of all reports completed by the Court Service Units during the fiscal year.

In examining regional totals, Region V (Southeast) completed the largest number of Addendum Reports in fiscal 1980, accounting for 1,662 reports. Region IV (East Central) was second in reporting, with 1,256 Addendum Reports.

FOSTER CARE REPORTS

Section 16.1-282 of the Code of Virginia requires a yearly court review of each child who is in a foster care placement. When upon order of the judge, the Court Service Units assist in this review, they report and receive credit for this service.

There were 1,455 Foster Care Reports submitted to the courts in fiscal 1980. The above figure represents only 7.2 percent of all reports completed by the Court Service Units during the fiscal year.

In the regional analysis, Region V (Southeast) had the largest number of Foster Care Reports submitted to the courts, accounting for 473 reports or 32.5 percent of all Foster Care Reports completed during the fiscal year. Region III (Northern) was second in reporting with 396 Foster Care Reports.

PROBATION/SUPERVISION CASES

Juvenile Probation/Supervision comprised 12,183 cases or 92.4 percent of all Probation/Supervision cases completed in fiscal 1980. Adult Probation/Supervision accounted for the remaining 1,006 cases completed or 7.6 percent of all Probation/Supervision cases completed. The combined totals of Juvenile and Adult Probation/Supervision cases completed comprised 13,189 or 9.1 percent of the total workload of 144,296 cases, intakes and reports completed in fiscal year 1980.

Official Juvenile Probation cases completed in fiscal 1980 accounted for 7,357 cases or 60.4 percent of all juvenile cases, while the remaining 4,826 juvenile cases completed had been under Unofficial Supervision. Official Adult Probation cases completed accounted for 595 cases or 59.1 percent of the total Adult Probation cases completed, while Unofficial Adult Supervision accounted for 411 cases or 40.9 percent of all Adult Probation/Supervision cases completed. There were 5,971 Official and 1,221 Unofficial Juvenile cases carried over to fiscal 1981 and only 184 Official and 74 Unofficial Adult cases carried over.

In examining regional totals, Region V (Southeast) accounted for the largest number of completions, with 4,540 Juvenile Probation/Supervision cases and 591 Adult Probation/Supervision cases. Southeast's Juvenile and Adult completions combined represented 38.9 percent of all Probation/Supervision cases completed in fiscal 1980. Southeast also accounted for the largest number of cases carried over, with 2,223 Juvenile and 151 Adult Probation/Supervision cases. Region III (Northern) had the second largest number of cases completed with 2,639 Juvenile and 138 Adult Probation/Supervision cases completed and 2,075 Juvenile and 55 Adult Probation/Supervision cases carried over to fiscal 1981.

AFTERCARE SUPERVISION IN DIRECT CARE

The Court Service Units provide services through visitation and contact with children in Direct Care. In fiscal 1980 there were 415 children in Direct Care released from Aftercare Supervision. The Court Service Units carried 1,121 Aftercare in Direct Care cases over into fiscal 1981.

Region III (Northern) accounted for the largest number of children (124) released from Direct State Care in fiscal 1980. Region IV (Southeast) accounted for the second largest number of children (99) released from Direct Care in fiscal 1980. Southeast also accounted for the largest number of children (395) in Direct State Care carried over into fiscal 1981.

FAMILY COUNSELING

All families of children in the direct care of the Department of Corrections are contacted and provided services if needed while their children are under State care. Family Counseling is also provided for families of children on Aftercare Supervision and is available for families of children on Probation or involved in other juvenile and domestic relations cases. During fiscal 1980 there were 3,411 families released from Family Counseling Services. There were 1,572 families carried over into fiscal 1981 for counseling services.

During fiscal year 1980, Region V (Southeast) released the largest number of families (1,241) from counseling services. Southeast also had the largest number of Family Counseling Cases carried over into fiscal 1981, carrying 595 cases. Region IV (East Central) had the second largest number of families released from counseling during the fiscal year, accounting for 933 releases. East Central was also second in Family Counseling Cases carried over into fiscal 1981, carrying 456 cases.

AFTERCARE SUPERVISION IN COMMUNITY

The Court Service Units discharged 805 juveniles from Aftercare Supervision in the Community in fiscal 1980. The Court Service Units carried 704 cases on Aftercare Supervision in the Community into fiscal 1981. The children discharged from Aftercare in the Community comprise only 0.6 percent of the total 144,296 supervision cases, intakes, and reports completed in fiscal year 1980.

In examining the regional totals, Region V (Southeast) accounted for the greatest number of discharges in fiscal 1980, with 203. Region III (Northern) was second in both discharges and in cases carried over, accounting for 183 discharges in fiscal 1980, and 176 cases carried over into fiscal 1981.

CHART 1
Services Provided by Court Service Units
Fiscal Year Ending June 30, 1980

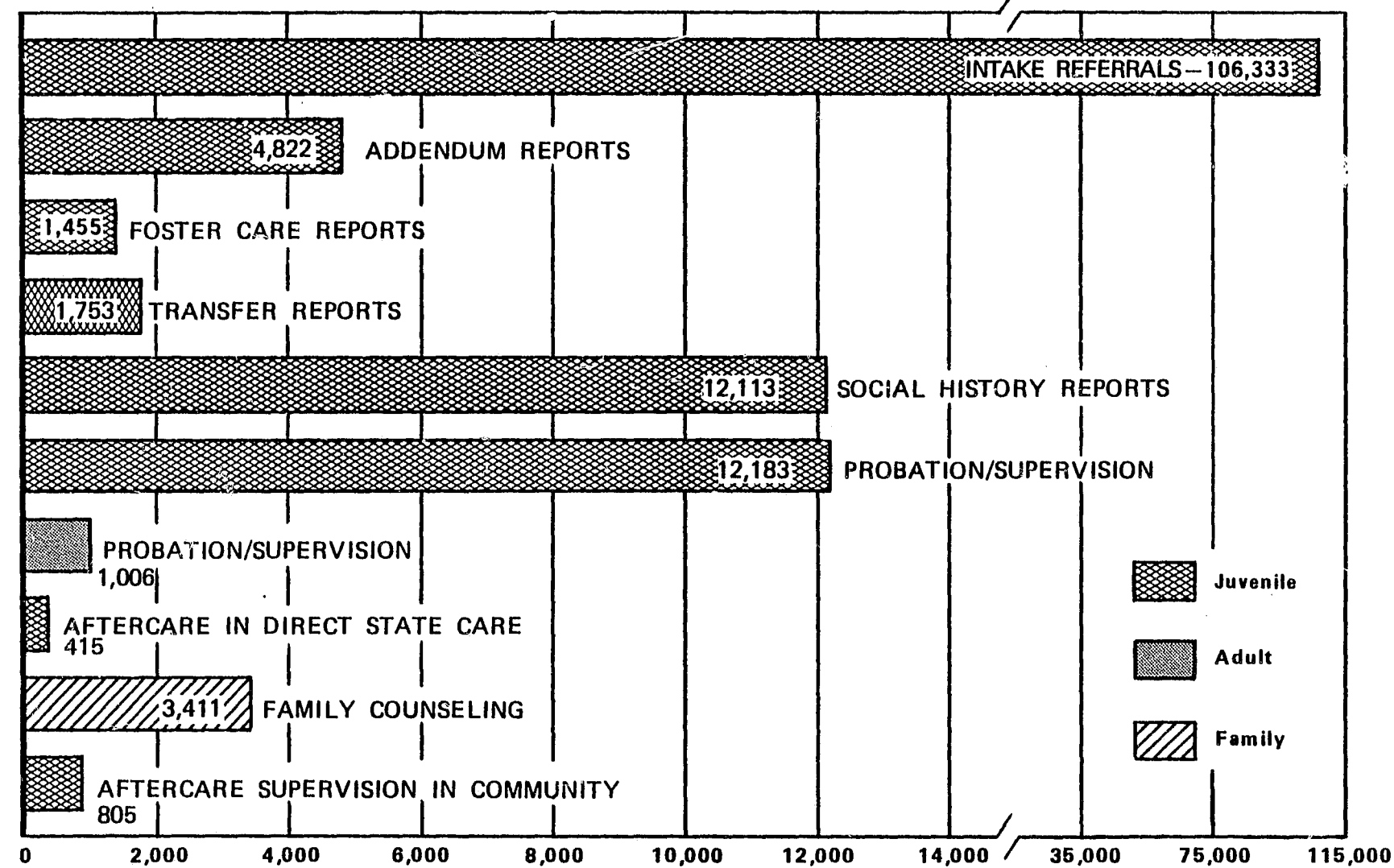
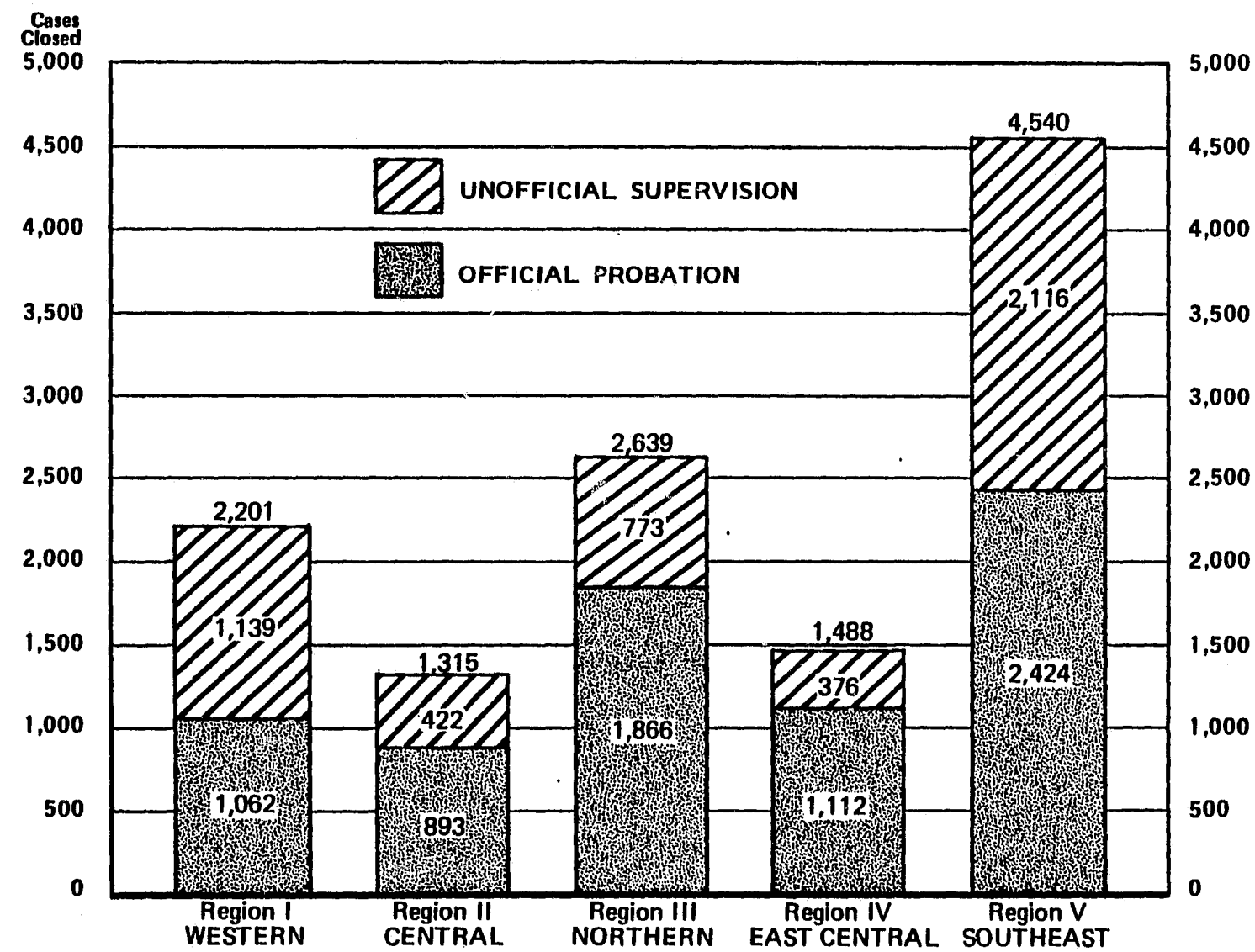


CHART 2
Juvenile Probation Cases Closed
During Fiscal Year 1980



**REGIONAL SUMMARY OF PERSONS
UNDER SUPERVISION OF COURT SERVICE UNITS
YEAR ENDING JUNE 30, 1980**

REGION/DISTRICT	JUVENILES UNDER SUPERVISION							
	Official Probation		Unofficial Supervision		Aftercare in Direct Care		Aftercare in Community	
	Under Supervision 6/30/80	Cases Completed During Year	Under Supervision 6/30/80	Cases Completed During Year	Under Supervision 6/30/80	Cases Completed During Year	Under Supervision 6/30/80	Cases Completed During Year
REGION I - WESTERN	977	1,062	103	1,139	135	68	78	129
District 23	163	239	22	61	46	27	23	41
District 25	112	132	10	105	31	9	13	19
District 27	145	175	60	500	12	5	10	15
District 28	247	207	1	1	14	12	8	26
District 29	190	172	15	450	13	12	18	12
District 30	120	137	5	22	19	3	6	16
REGION II - CENTRAL	617	893	57	422	160	77	69	134
District 10	90	185	10	153	17	11	8	17
District 16	148	157	3	4	55	18	17	31
District 21	148	139	20	146	24	3	14	15
District 22	77	158	2	19	28	12	16	36
District 24	154	254	22	100	36	33	14	35
REGION III - NORTHERN	1,758	1,866	317	773	1,215	124	176	183
District 15	252	302	21	104	40	14	35	29
District 17	179	166	71	152	23	13	21	9
District 18	148	133	52	91	20	5	12	22
District 19	465	614	36	86	42	58	41	53
District 20	91	106	42	52	13	2	9	6
District 26	116	113	2	4	27	10	24	16
District 31	507	432	93	284	50	22	34	48
REGION IV - EAST CENTRAL	1,015	1,112	125	376	216	47	160	156
District 9	234	213	20	32	33	5	21	12
District 11	213	237	17	82	34	6	25	31
District 12	101	117	0	6	28	13	6	29
District 13	229	275	63	109	63	14	88	54
District 14	238	270	25	147	58	9	20	30
REGION V - SOUTHEAST	1,604	2,424	619	2,116	395	99	221	203
District 1	203	445	41	126	36	19	24	12
District 2	177	248	202	760	30	9	21	8
District 2A	30	49	2	22	12	7	6	5
District 3	160	201	38	188	34	4	36	18
District 4	392	691	263	547	95	24	57	43
District 5	154	152	6	29	25	4	18	28
District 6	98	72	6	117	30	15	11	14
District 7	277	390	35	186	77	15	28	44
District 8	113	176	27	141	56	2	20	31
GRAND TOTAL	5,971	7,367	1,221	4,826	1,121	415	704	805

**REGIONAL SUMMARY OF PERSONS
UNDER SUPERVISION OF COURT SERVICE UNITS
YEAR ENDING JUNE 30, 1980**
(Continued from previous page)

REGION/DISTRICT	ADULTS UNDER SUPERVISION				FAMILY COUNSELING		REPORTS COMPLETED DURING YEAR				
	Official Probation		Unofficial Supervision		Under Supervision 6/30/80	Cases Completed During Year	Intake	Social History	Transfer	Addendum	Foster Care
	Under Supervision 6/30/80	Cases Completed During Year	Under Supervision 6/30/80	Cases Completed During Year							
REGION I - WESTERN	31	34	9	70	74	162	16,916	1,758	160	510	311
District 23	19	25	9	61	12	60	5,167	534	79	98	276
District 25	0	2	0	0	1	5	2,496	288	35	29	0
District 27	1	3	0	1	7	15	3,428	415	23	44	1
District 28	10	2	0	2	16	12	2,266	201	5	175	0
District 29	0	2	0	6	12	29	2,434	209	15	122	34
District 30	1	0	0	0	26	31	1,125	111	3	42	0
REGION II - CENTRAL	5	24	4	121	155	816	13,270	1,367	255	390	273
District 10	1	12	0	94	20	164	2,661	250	12	55	0
District 16	0	0	0	2	47	18	2,544	224	18	43	112
District 21	0	2	0	3	46	20	1,260	144	64	87	102
District 22	0	0	1	18	1	567	3,169	374	64	58	59
District 24	4	10	3	4	41	47	3,642	375	97	147	0
REGION III - NORTHERN	49	123	6	15	292	269	32,066	2,968	186	1,004	396
District 15	1	0	0	0	76	103	3,272	544	138	125	1
District 17	9	63	3	1	3	3	2,513	637	8	35	5
District 18	1	0	0	0	11	4	1,923	253	8	635	230
District 19	11	21	1	1	125	111	16,035	816	0	0	0
District 20	0	3	0	0	30	35	1,723	125	15	38	5
District 26	0	1	0	0	4	4	1,734	138	14	92	154
District 31	27	35	2	13	43	9	4,866	453	3	79	1
REGION IV - EAST CENTRAL	0	3	3	25	456	933	13,789	2,058	535	1,256	2
District 9	0	1	0	5	108	238	1,566	217	8	166	0
District 11	0	0	0	1	49	54	2,395	345	167	246	1
District 12	0	2	0	0	36	61	2,899	555	24	52	0
District 13	0	0	1	0	178	410	4,043	561	233	462	1
District 14	0	0	2	19	85	170	2,886	380	103	330	0
REGION V - SOUTHEAST	99	411	52	180	595	1,241	30,286	3,964	617	1,662	473
District 1	0	1	1	25	121	328	3,778	658	108	143	0
District 2	0	0	1	0	66	612	5,649	612	14	2	0
District 2A	2	2	0	13	12	3	500	66	6	20	0
District 3	0	1	0	0	21	2	4,114	277	30	43	0
District 4	97	407	50	131	87	38	6,885	1,303	347	458	0
District 5	0	0	0	0	20	17	1,416	160	21	238	87
District 6	0	0	0	1	28	20	1,826	157	11	46	179
District 7	0	0	0	2	148	175	3,097	397	71	513	207
District 8	0	0	0	8	102	46	3,021	334	9	199	0
GRAND TOTAL	184	595	74	411	1,572	3,411	106,333	12,113	1,753	4,822	1,455

REGION I

TYPE OF SERVICE	ROANOKE (City)		SALEM		ROANOKE (County)	
	Under Supervision 6/30/80	Cases Completed During Year	Under Supervision 6/30/80	Cases Completed During Year	Under Supervision 6/30/80	Cases Completed During Year
Juveniles Under Supervision						
Official Probation	98	140	25	24	40	75
Unofficial Supervision	16	21	0	6	8	34
Aftercare in Direct Care	33	14	3	1	10	12
Aftercare in Community	15	32	3	0	5	9
Adults Under Supervision						
Official Probation	18	17	0	0	1	8
Unofficial Supervision	1	40	0	0	8	21
Family Counseling	1	33	0	2	11	25
Reports						
Social History		322		48		164
Transfer		62		5		22
Addendum		21		21		56
Foster Care		211		14		51
Total Intakes	3,458		315		1,394	

TYPE OF SERVICE	STAUNTON		AUGUSTA		BUENA VISTA		CLIFTON FORGE		HIGHLAND		ROCKBRIDGE	
	Under Supervision 6/30/80	Cases Completed During Year	Under Supervision 6/30/80	Cases Completed During Year	Under Supervision 6/30/80	Cases Completed During Year	Under Supervision 6/30/80	Cases Completed During Year	Under Supervision 6/30/80	Cases Completed During Year	Under Supervision 6/30/80	Cases Completed During Year
Juveniles Under Supervision	26	25	27	22	1	6	4	11	0	5	6	6
Official Probation	5	14	0	13	1	0	0	8	0	0	0	8
Unofficial Supervision	18	3	5	3	0	1	0	0	2	0	0	0
Aftercare in Direct Care	2	7	4	6	2	0	0	1	0	1	1	2
Aftercare in Community												
Adults Under Supervision	0	0	0	0	0	0	0	0	0	0	0	0
Official Probation	0	0	0	0	0	0	0	0	0	0	0	0
Unofficial Supervision												
Family Counseling	0	0	0	0	1	0	0	0	0	0	0	0
Reports												
Social History		60		107		3		5		5		4
Transfer		10		22		0		0		1		0
Addendum		3		3		1		5		0		2
Foster Care		0		0		0		0		0		0
Total Intakes	438		548		125		126		8		219	
TYPE OF SERVICE	LEXINGTON		BATH		ALLEGHANY		BOTETOURT		CRAIG		COVINGTON	
	Under Supervision 6/30/80	Cases Completed During Year	Under Supervision 6/30/80	Cases Completed During Year	Under Supervision 6/30/80	Cases Completed During Year	Under Supervision 6/30/80	Cases Completed During Year	Under Supervision 6/30/80	Cases Completed During Year	Under Supervision 6/30/80	Cases Completed During Year
Juveniles Under Supervision	4	1	4	7	10	12	13	20	0	3	17	14
Official Probation	2	1	1	1	0	12	0	1	0	0	1	47
Unofficial Supervision	2	0	0	1	0	1	2	0	0	0	2	0
Aftercare in Direct Care	2	0	0	0	0	1	2	1	0	0	0	0
Aftercare in Community												
Adults Under Supervision	0	0	0	0	0	1	0	0	0	0	0	1
Official Probation	0	0	0	0	0	0	0	0	0	0	0	0
Unofficial Supervision												
Family Counseling	0	0	0	0	0	3	0	0	0	0	0	2
Reports												
Social History		5		11		14		37		2		35
Transfer		0		0		0		2		0		0
Addendum		3		0		7		3		0		2
Foster Care		0		0		0		0		0		0
Total Intakes	163		51		204		277		30		307	

DISTRICT 25

Cities of:

Buena Vista

Clifton Forge

Covington

Lexington

Staunton

Counties of:

Alleghany

Augusta

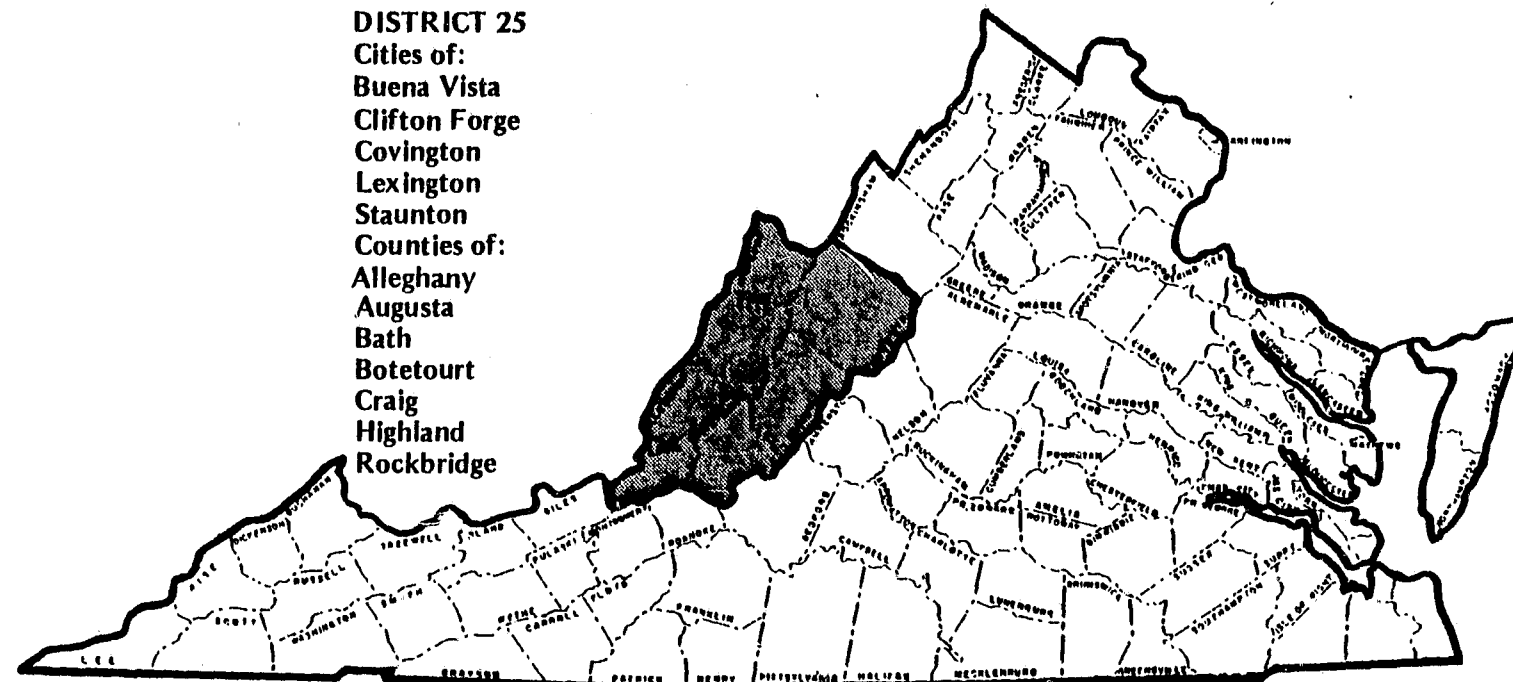
Bath

Botetourt

Craig

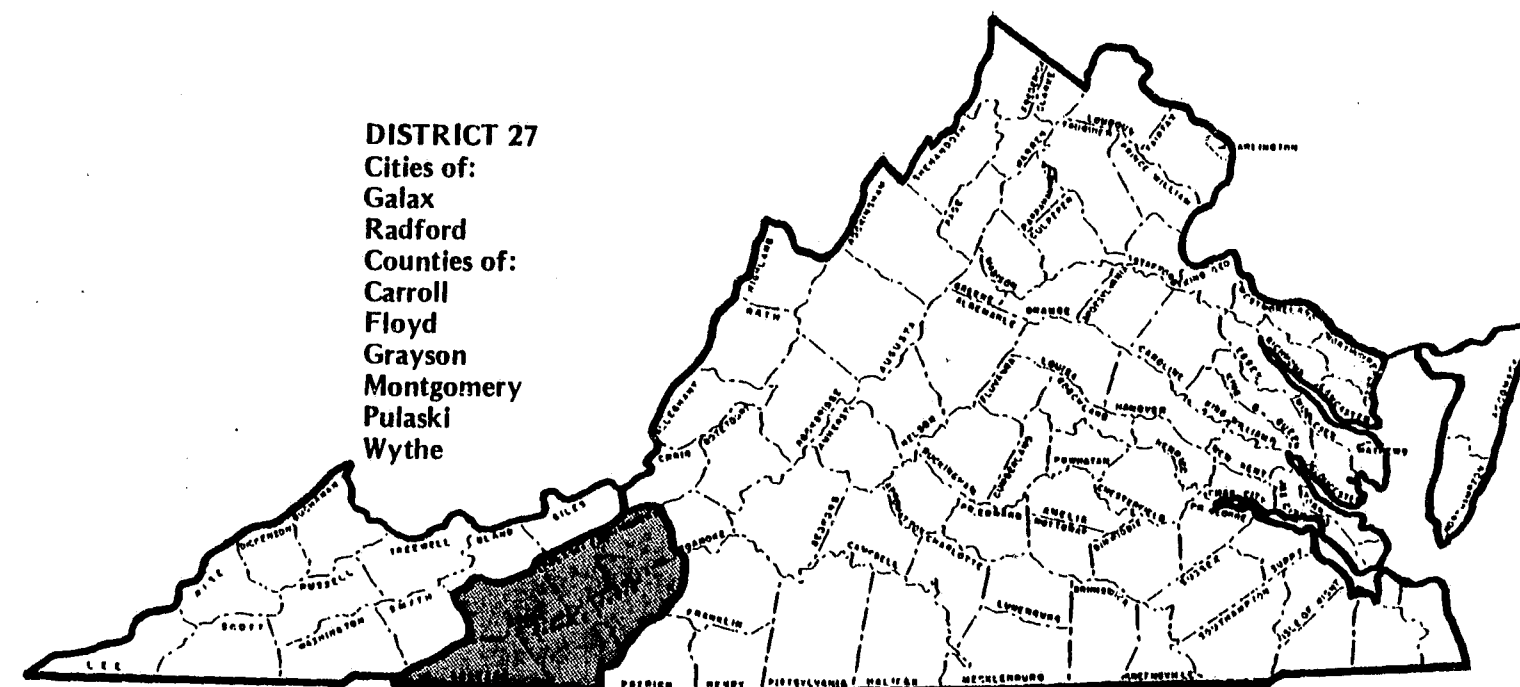
Highland

Rockbridge



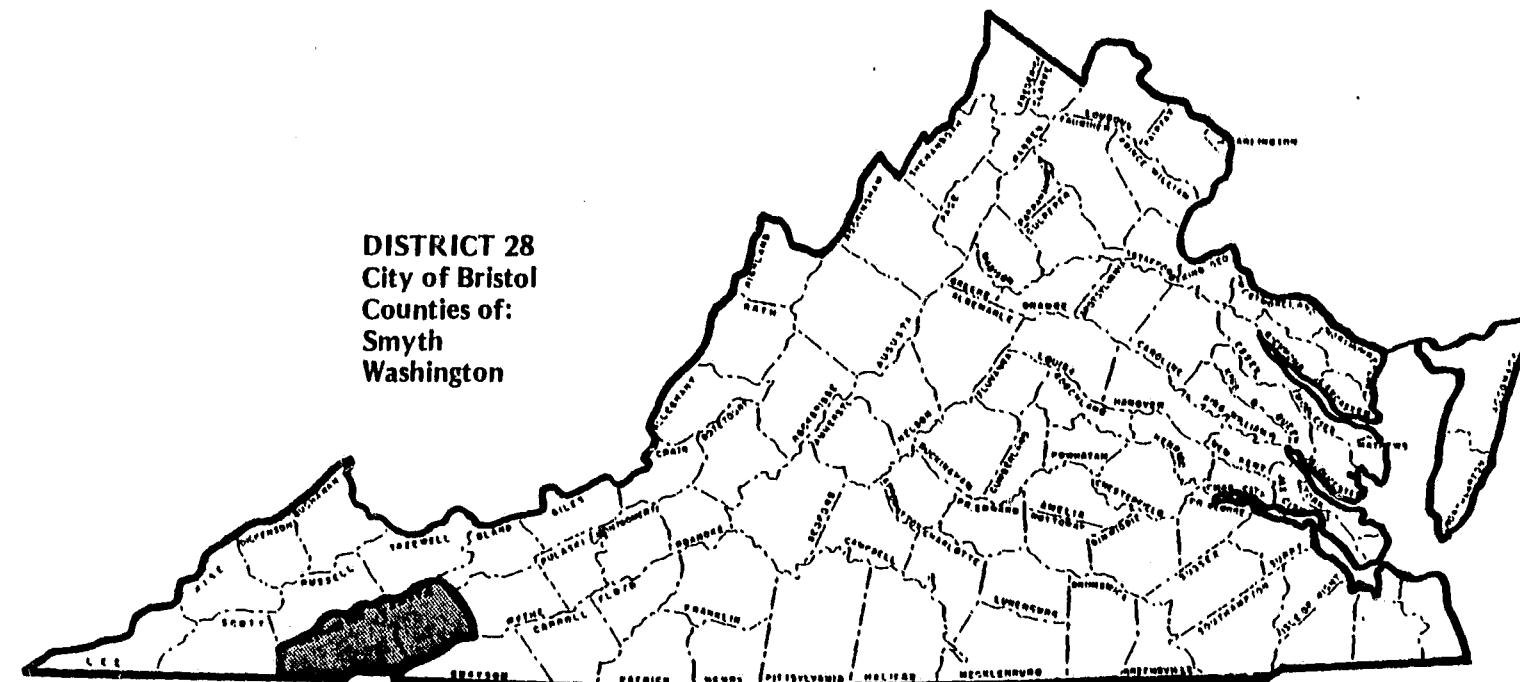
	Cases Under Supervision June 30, 1980	Cases Completed During Fiscal Year	Intakes Completed 2,496	
Juveniles Under Supervision			Reports Completed During Fiscal Year:	
Official Probation	112	132		
Unofficial Supervision	10	105		
Aftercare in Direct Care	31	9		
Aftercare in Community	13	19	Social History	288
Adults Under Supervision			Transfer	35
Official Probation	0	2	Addendums	29
Unofficial Supervision	0	0	Foster Care	0
Family Counseling	1	5		
TOTAL	167	272	Total Reports	352

TYPE OF SERVICE	GALAX		RADFORD		PULASKI		WYTHE	
	Under Supervision 6/30/80	Cases Completed During Year	Under Supervision 6/30/80	Cases Completed During Year	Under Supervision 6/30/80	Cases Completed During Year	Under Supervision 6/30/80	Cases Completed During Year
Juveniles Under Supervision								
Official Probation	2	11	7	13	32	48	24	13
Unofficial Supervision	1	34	7	72	15	168	3	24
Aftercare in Direct Care	1	0	0	1	7	3	0	1
Aftercare in Community	0	0	0	1	3	5	3	3
Adults Under Supervision								
Official Probation	0	0	0	0	0	0	0	0
Unofficial Supervision	0	0	0	0	0	0	0	0
Family Counseling	1	0	0	1	0	5	1	4
Reports								
Social History		16		88		53		40
Transfer		2		6		4		2
Addendum		0		2		17		8
Foster Care		0		0		0		1
Total Intakes	127		243		1,124		499	
TYPE OF SERVICE	CARROLL		MONTGOMERY		FLOYD		GRAYSON	
	Under Supervision 6/30/80	Cases Completed During Year	Under Supervision 6/30/80	Cases Completed During Year	Under Supervision 6/30/80	Cases Completed During Year	Under Supervision 6/30/80	Cases Completed During Year
Juveniles Under Supervision								
Official Probation	22	9	42	63	6	9	10	9
Unofficial Supervision	11	66	6	95	2	32	5	19
Aftercare in Direct Care	2	0	2	0	0	0	0	0
Aftercare in Community	1	1	0	5	1	0	2	0
Adults Under Supervision								
Official Probation	0	0	0	0	1	3	0	0
Unofficial Supervision	0	0	0	1	0	0	0	0
Family Counseling	2	2	3	2	0	0	0	1
Reports								
Social History		33		131		45		9
Transfer		3		6		0		0
Addendum		2		9		3		3
Foster Care		0		0		0		0
Total Intakes	305		816		143		171	



	Cases Under Supervision June 30, 1980	Cases Completed During Fiscal Year	Intakes Completed 3,428
Juveniles Under Supervision			
Official Probation	145	175	Reports Completed During Fiscal Year:
Unofficial Supervision	50	500	
Aftercare in Direct Care	12	5	
Aftercare in Community	10	15	
Adults Under Supervision			
Official Probation	1	3	Transfer 23
Unofficial Supervision	0	1	Addendums 44
Family Counseling	7	15	Foster Care 1
TOTAL	225	714	Total Reports 483

TYPE OF SERVICE	BRISTOL		WASHINGTON		SMYTH	
	Under Supervision 6/30/80	Cases Completed During Year	Under Supervision 6/30/80	Cases Completed During Year	Under Supervision 6/30/80	Cases Completed During Year
Juveniles Under Supervision						
Official Probation	88	73	79	76	80	58
Unofficial Supervision	0	0	1	1	0	0
Aftercare in Direct Care	5	1	5	5	4	6
Aftercare in Community	5	12	1	6	2	8
Adults Under Supervision						
Official Probation	2	1	8	1	0	0
Unofficial Supervision	0	0	0	2	0	0
Family Counseling	6	2	4	4	6	6
Reports						
Social History		51		75		75
Transfer		2		0		3
Addendum		53		70		52
Foster Care		0		0		0
Total Intakes	641		978		647	



	Cases Under Supervision June 30, 1980	Cases Completed During Fiscal Year	Intakes Completed 2,266
Juveniles Under Supervision			
Official Probation	247	207	Reports Completed During Fiscal Year:
Unofficial Supervision	1	1	
Aftercare in Direct Care	14	12	
Aftercare in Community	8	26	
Adults Under Supervision			Social History 201
Official Probation	10	2	Transfer 5
Unofficial Supervision	0	2	Addendums 175
Family Counseling	16	12	Foster Care 0
TOTAL	296	262	Total Reports 381

TYPE OF SERVICE	GILES		BLAND		TAZEWELL		BUCHANAN		RUSSELL		DICKENSON	
	Under Supervision 6/30/80	Cases Completed During Year	Under Supervision 6/30/80	Cases Completed During Year	Under Supervision 6/30/80	Cases Completed During Year	Under Supervision 6/30/80	Cases Completed During Year	Under Supervision 6/30/80	Cases Completed During Year	Under Supervision 6/30/80	Cases Completed During Year
Juveniles Under Supervision	22	14	3	5	87	73	39	33	19	21	20	26
Official Probation	4	97	0	5	3	143	3	26	4	14	1	165
Unofficial Supervision	4	0	0	2	8	10	0	0	0	0	3	0
Aftercare in Direct Care	2	0	0	3	7	5	0	0	1	0	8	4
Aftercare in Community												
Adults Under Supervision	0	0	0	0	0	0	0	1	0	0	0	1
Official Probation	0	6	0	0	0	0	0	0	0	0	0	0
Unofficial Supervision												
Family Counseling	1	4	0	0	7	17	0	3	0	5	4	0
Reports												
Social History		26		2		72		40		37		32
Transfer		0		0		9		1		3		2
Addendum		47		4		39		11		8		13
Foster Care		0		0		0		0		6		28
Total Intakes	337		29		721		493		495		369	

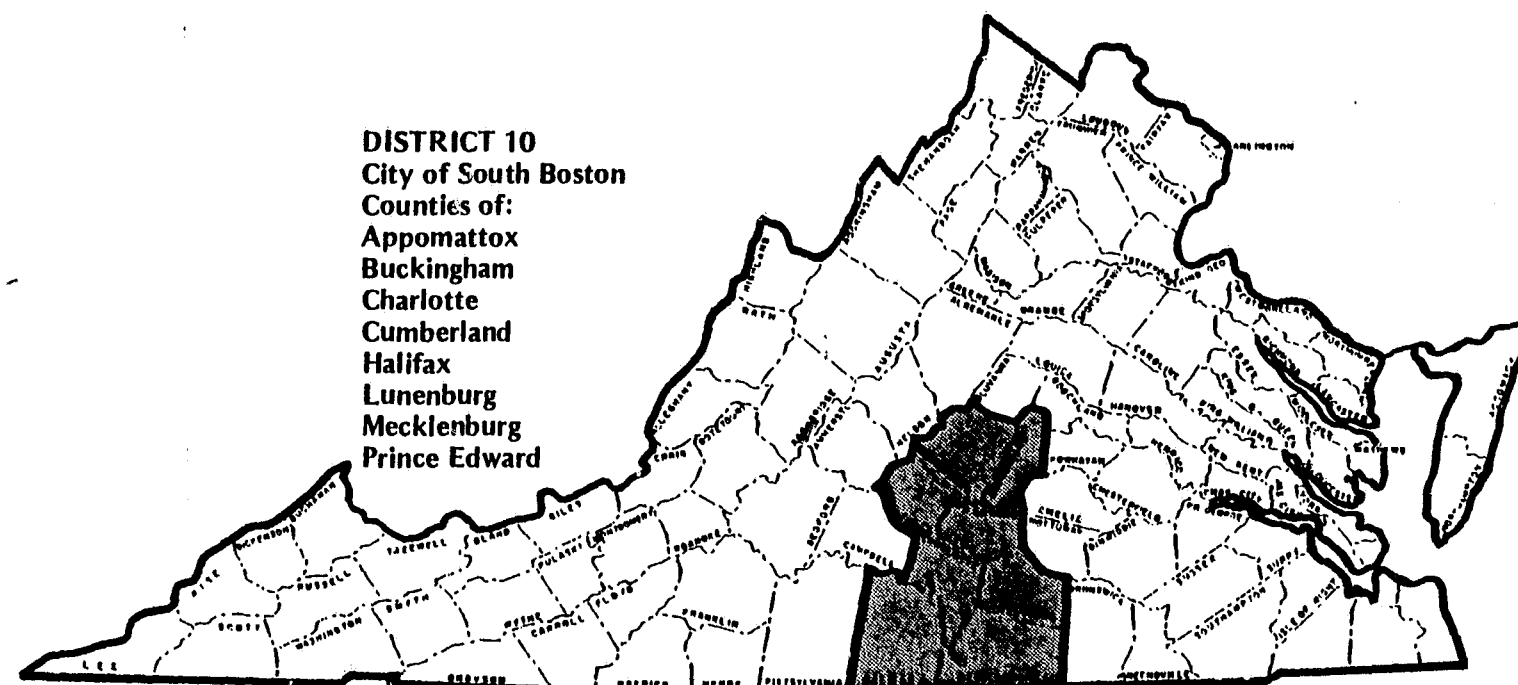
TYPE OF SERVICE	NORTON		WISE		SCOTT		LEE	
	Under Supervision 6/30/80	Cases Completed During Year	Under Supervision 6/30/80	Cases Completed During Year	Under Supervision 6/30/80	Cases Completed During Year	Under Supervision 6/30/80	Cases Completed During Year
Juveniles Under Supervision	10	16	43	71	30	21	37	29
Official Probation	1	6	4	10	0	2	0	4
Unofficial Supervision	4	0	8	1	3	0	4	2
Aftercare in Direct Care	3	2	2	5	0	0	0	9
Aftercare in Community								
Adults Under Supervision	0	0	1	0	0	0	0	0
Official Probation	0	0	0	0	0	0	0	0
Unofficial Supervision								
Family Counseling	11	4	15	27	0	0	0	0
Reports								
Social History		17		53		20		21
Transfer		0		1		2		0
Addendum		9		17		12		4
Foster Care		0		0		0		0
Total Intakes	111		488		215		311	

DISTRICT 30
City of Norton
Counties of:
Lee
Scott
Wise

- 23 -

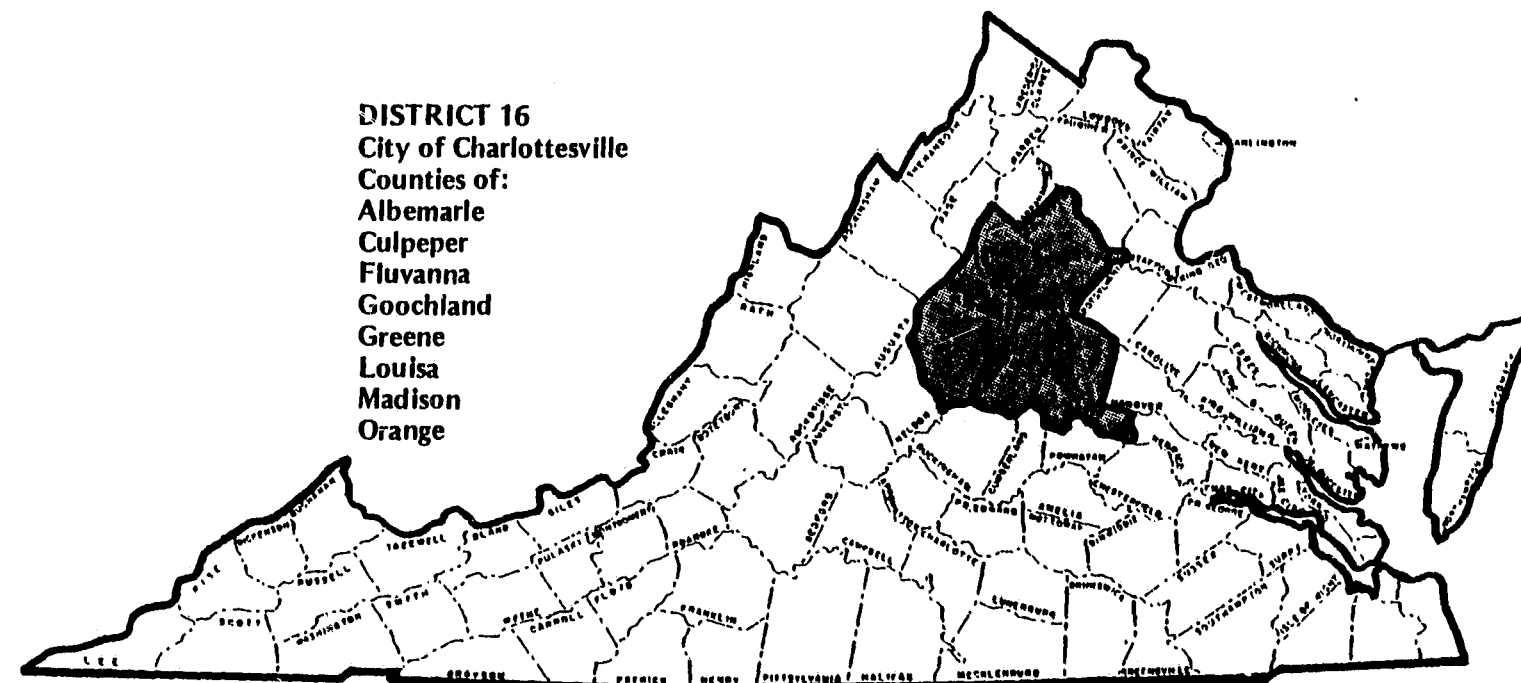
REGION II

TYPE OF SERVICE	CUMBERLAND		BUCKINGHAM		APPOMATTOX		PRINCE EDWARD		CHARLOTTE	
	Under Supervision 6/30/80	Cases Completed During Year	Under Supervision 6/30/80	Cases Completed During Year	Under Supervision 6/30/80	Cases Completed During Year	Under Supervision 6/30/80	Cases Completed During Year	Under Supervision 6/30/80	Cases Completed During Year
Juveniles Under Supervision	6	15	19	9	14	18	14	55	7	19
Official Probation	3	9	1	4	4	14	0	2	2	16
Unofficial Supervision	1	3	3	0	2	0	1	0	4	2
Aftercare in Direct Care	1	1	0	2	2	1	1	0	1	2
Aftercare in Community										
Adults Under Supervision	0	0	0	1	1	1	0	0	0	0
Official Probation	0	1	0	0	0	7	0	0	0	0
Unofficial Supervision										
Family Counseling	1	4	3	0	2	0	1	0	5	2
Reports										
Social History		17		19		19		30		25
Transfer		2		1		5		2		1
Addendum		15		0		2		2		10
Foster Care		0		0		0		0		0
Total Intakes	138		55		390		340		260	
TYPE OF SERVICE	LUNENBURG		MECKLENBURG		HALIFAX		SOUTH BOSTON			
	Under Supervision 6/30/80	Cases Completed During Year	Under Supervision 6/30/80	Cases Completed During Year	Under Supervision 6/30/80	Cases Completed During Year	Under Supervision 6/30/80	Cases Completed During Year		
Juveniles Under Supervision	5	18	17	32	8	16	0	3		
Official Probation	0	10	0	15	0	59	0	24		
Unofficial Supervision	2	0	0	1	4	3	0	2		
Aftercare in Direct Care	1	3	0	4	2	4	0	0		
Aftercare in Community										
Adults Under Supervision	0	9	0	0	0	1	0	0		
Official Probation	0	0	0	0	0	50	0	36		
Unofficial Supervision										
Family Counseling	2	21	0	75	6	56	0	6		
Reports										
Social History		27		67		38		8		
Transfer		0		1		0		0		
Addendum		0		13		13		0		
Foster Care		0		0		0		0		
Total Intakes	192		421		629		236			



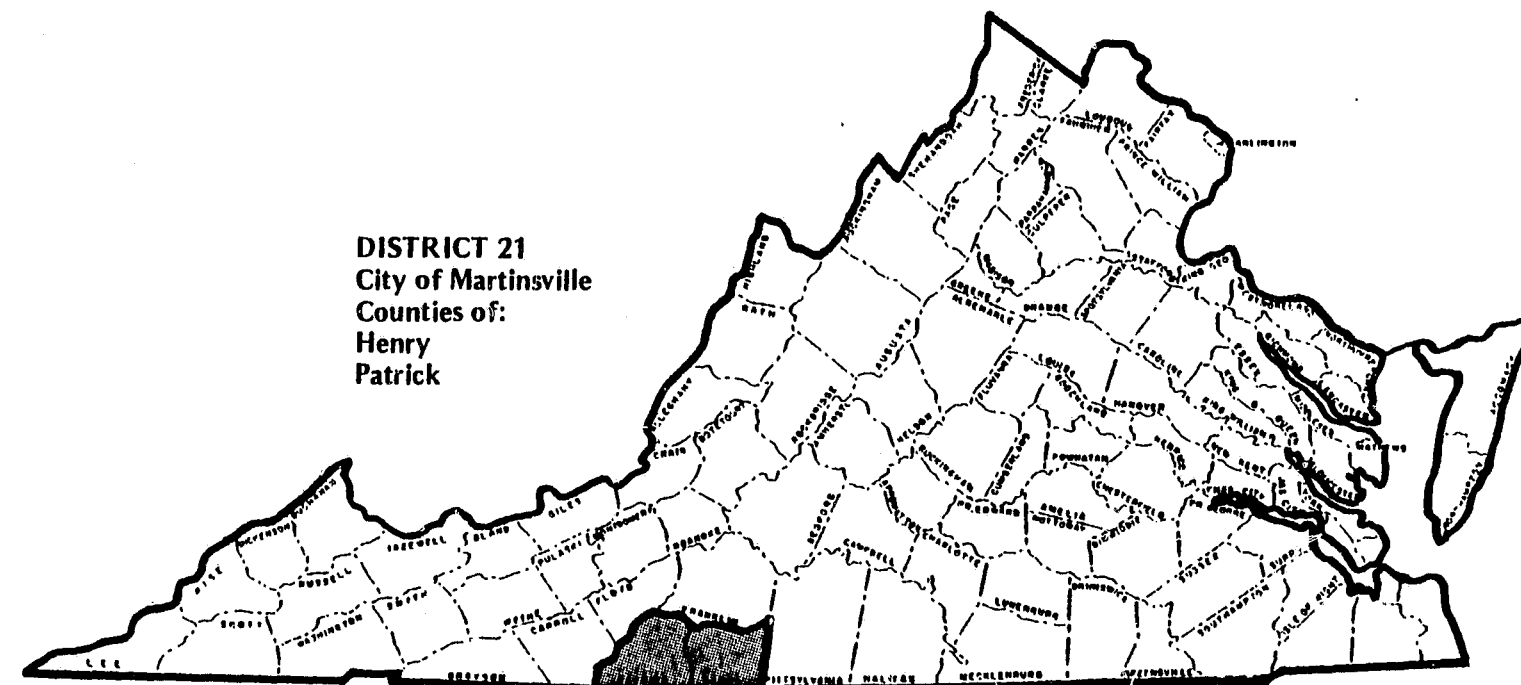
	Cases Under Supervision June 30, 1980	Cases Completed During Fiscal Year	Intakes Completed 2,661
Juveniles Under Supervision			
Official Probation	90	185	Reports Completed During Fiscal Year:
Unofficial Supervision	10	153	
Aftercare in Direct Care	17	11	
Aftercare in Community	8	17	
Adults Under Supervision			
Official Probation	1	12	Transfer 12
Unofficial Supervision	0	94	
Family Counseling	20	164	
TOTAL	146	636	Addendums 55
			Foster Care 0
			Total Reports 317

TYPE OF SERVICE	CHARLOTTESVILLE		MADISON		GREENE		ALBEMARLE		FLUVANNA	
	Under Supervision 6/30/80	Cases Completed During Year	Under Supervision 6/30/80	Cases Completed During Year	Under Supervision 6/30/80	Cases Completed During Year	Under Supervision 6/30/80	Cases Completed During Year	Under Supervision 6/30/80	Cases Completed During Year
Juveniles Under Supervision										
Official Probation	37	35	9	8	8	8	29	33	4	6
Unofficial Supervision	0	0	1	0	0	0	0	0	0	0
Aftercare in Direct Care	16	4	1	0	3	0	13	4	0	0
Aftercare in Community	5	10	0	3	1	2	4	4	1	0
Adults Under Supervision										
Official Probation	0	0	0	0	0	0	0	0	0	0
Unofficial Supervision	0	1	0	0	0	0	0	0	0	1
Family Counseling	15	6	1	1	1	1	13	4	0	0
Reports										
Social History		54		11		13		40		5
Transfer		4		1		1		4		0
Addendum		17		0		1		12		4
Foster Care		77		0		0		35		0
Total Intakes	867		112		117		642		179	
TYPE OF SERVICE	GOOCHLAND		LOUISA		ORANGE		CULPEPER			
	Under Supervision 6/30/80	Cases Completed During Year	Under Supervision 6/30/80	Cases Completed During Year	Under Supervision 6/30/80	Cases Completed During Year	Under Supervision 6/30/80	Cases Completed During Year		
Juveniles Under Supervision										
Official Probation	11	8	13	13	26	25	11	21		
Unofficial Supervision	0	0	0	0	0	0	2	4		
Aftercare in Direct Care	1	0	2	2	5	3	14	5		
Aftercare in Community	2	0	0	4	2	5	2	3		
Adults Under Supervision										
Official Probation	0	0	0	0	0	0	0	0		
Unofficial Supervision	0	0	0	0	0	0	0	0		
Family Counseling	1	0	2	2	5	2	9	2		
Reports										
Social History		11		18		32		40		
Transfer		3		0		5		0		
Addendum		4		1		2		2		
Foster Care		0		0		0		0		
Total Intakes	105		135		225		162			



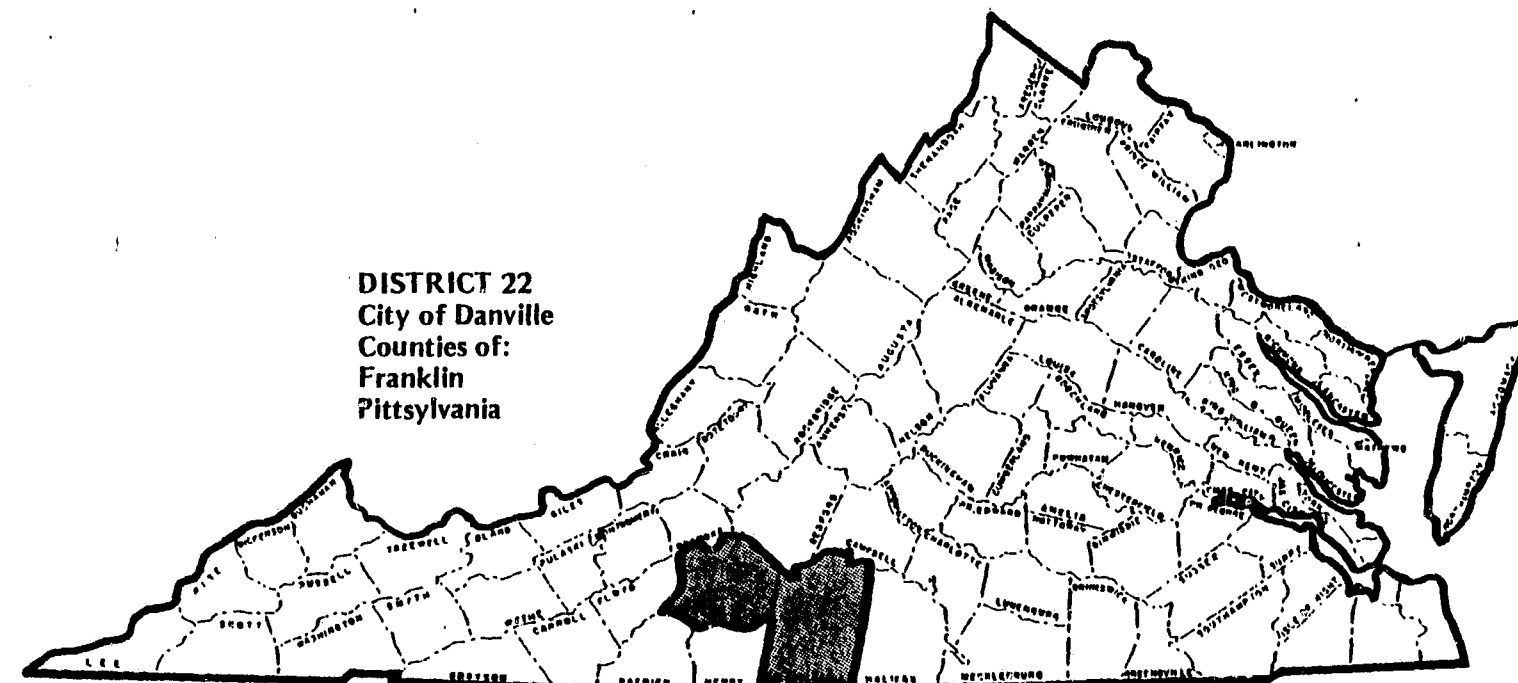
	Cases Under Supervision June 30, 1980	Cases Completed During Fiscal Year	Intakes Completed 2,544
Juveniles Under Supervision			Reports Completed During Fiscal Year:
Official Probation	148	157	
Unofficial Supervision	3	4	
Aftercare in Direct Care	55	18	
Aftercare in Community	17	31	Social History 224
Adults Under Supervision			Transfer 18
Official Probation	0	0	Addendums 43
Unofficial Supervision	0	2	
Family Counseling	47	18	Foster Care 112
TOTAL	270	230	Total Reports 397

TYPE OF SERVICE	MARTINSVILLE		PATRICK		HENRY	
	Under Supervision 6/30/80	Cases Completed During Year	Under Supervision 6/30/80	Cases Completed During Year	Under Supervision 6/30/80	Cases Completed During Year
Juveniles Under Supervision						
Official Probation	63	44	12	22	73	73
Unofficial Supervision	8	70	0	3	12	73
Aftercare in Direct Care	7	2	1	0	16	1
Aftercare in Community	6	8	0	0	8	7
Adults Under Supervision						
Official Probation	0	1	0	0	0	1
Unofficial Supervision	0	1	0	0	0	2
Family Counseling	11	7	3	1	32	12
Reports						
Social History		42		16		86
Transfer		17		10		37
Addendum		38		9		42
Foster Care		32		5		65
Total Intakes	390		127		743	



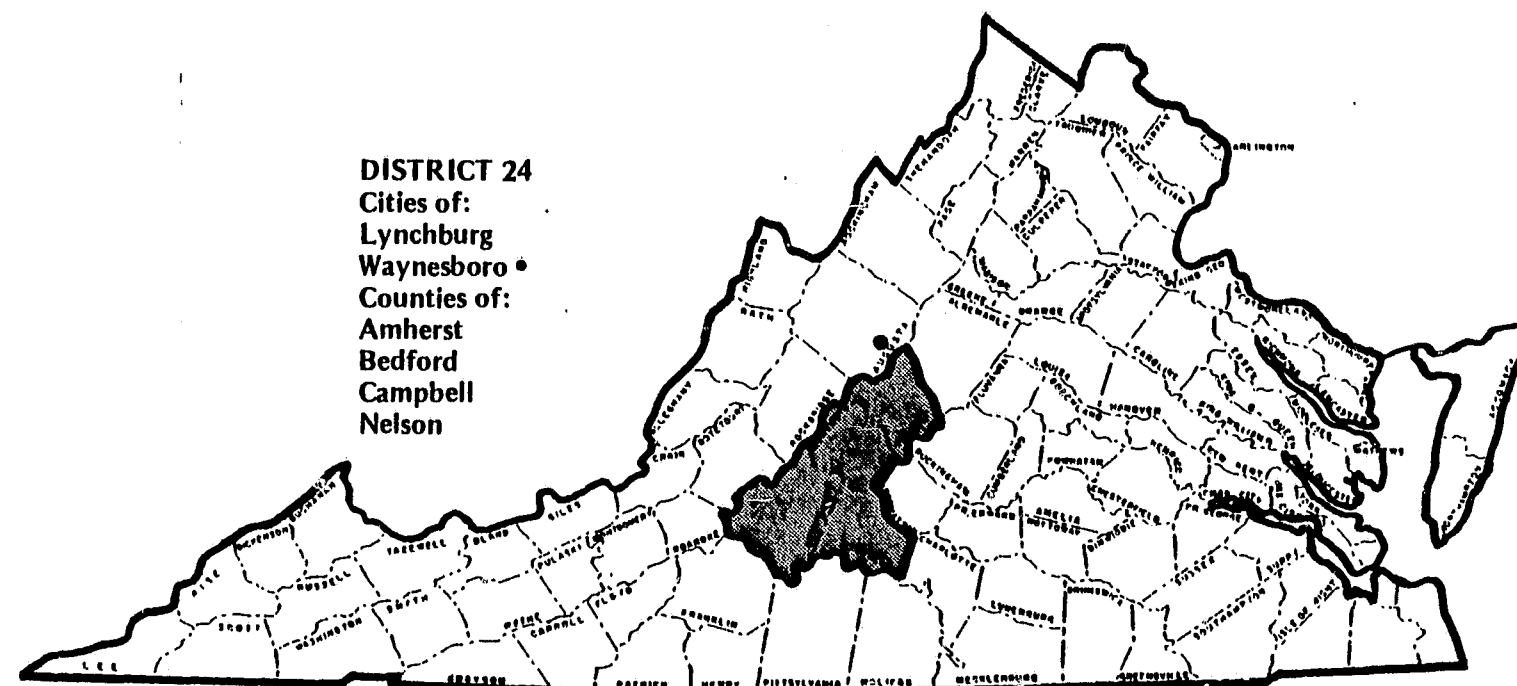
	Cases Under Supervision June 30, 1980	Cases Completed During Fiscal Year	Intakes Completed 1,260	
Juveniles Under Supervision			Reports Completed During Fiscal Year:	
Official Probation	148	139		
Unofficial Supervision	20	146		
Aftercare in Direct Care	24	3		
Aftercare in Community	14	15	Social History	144
Adults Under Supervision			Transfer	64
Official Probation	0	2	Addendums	87
Unofficial Supervision	0	3	Foster Care	102
Family Counseling	46	20		
TOTAL	252	328	Total Reports	397

TYPE OF SERVICE	DANVILLE		FRANKLIN (County)		PITTSYLVANIA	
	Under Supervision 6/30/80	Cases Completed During Year	Under Supervision 6/30/80	Cases Completed During Year	Under Supervision 6/30/80	Cases Completed During Year
Juveniles Under Supervision						
Official Probation	20	43	15	39	42	76
Unofficial Supervision	0	0	0	14	2	5
Aftercare in Direct Care	12	6	9	4	7	2
Aftercare in Community	8	22	8	6	0	8
Adults Under Supervision						
Official Probation	0	0	0	0	0	0
Unofficial Supervision	0	0	1	11	0	7
Family Counseling	0	1	1	182	0	384
Reports						
Social History		103		62		209
Transfer		16		33		15
Addendum		31		23		4
Foster Care		23		21		15
Total Intakes	1,263		721		1,185	



	Cases Under Supervision June 30, 1980	Cases Completed During Fiscal Year	Intakes Completed 3,169
Juveniles Under Supervision			
Official Probation	77	158	Reports Completed During Fiscal Year:
Unofficial Supervision	2	19	
Aftercare in Direct Care	28	12	
Aftercare in Community	16	36	
Adults Under Supervision			Social History 374
Official Probation	0	0	Transfer 64
Unofficial Supervision	1	18	Addendums 58
Family Counseling	1	567	Foster Care 59
TOTAL	125	810	Total Reports 555

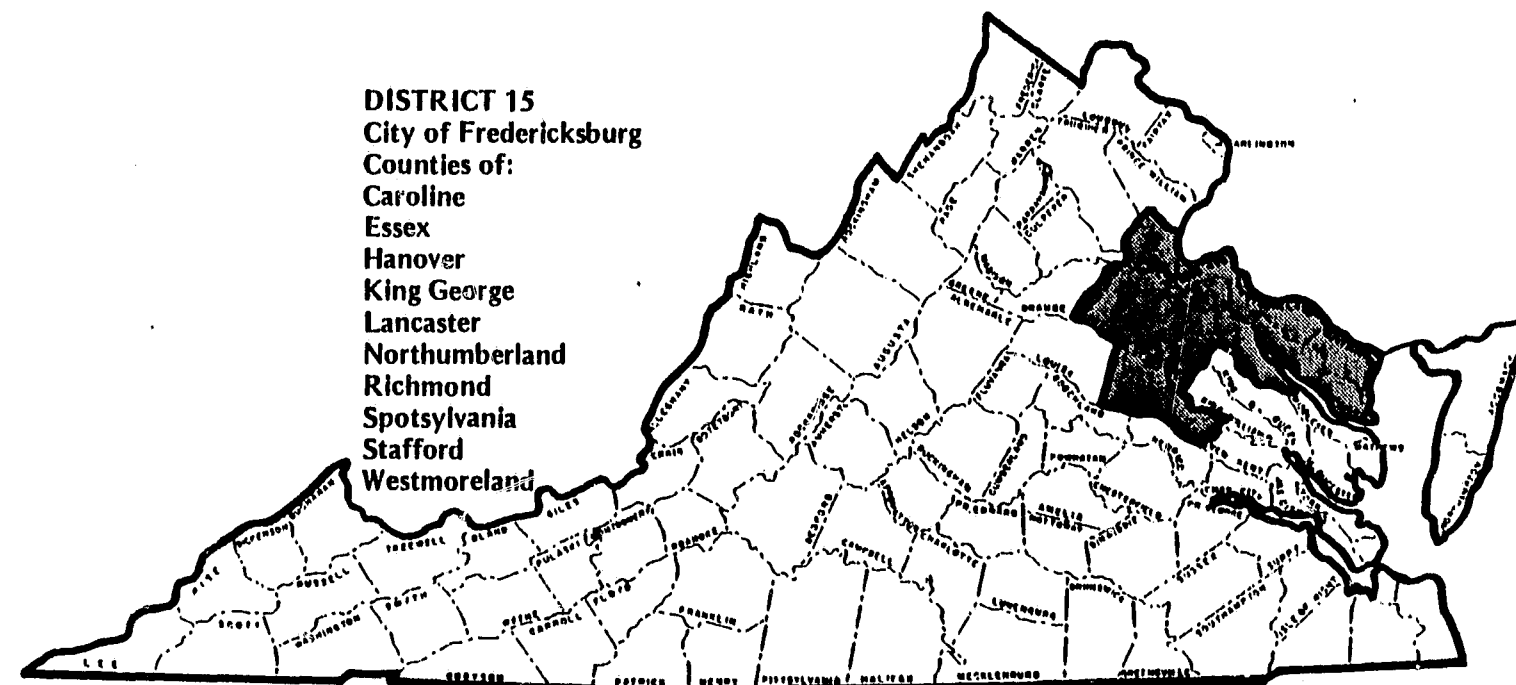
TYPE OF SERVICE	LYNCHBURG		WAYNESBORO		BEDFORD (County)		NELSON	
	Under Supervision 6/30/80	Cases Completed During Year	Under Supervision 6/30/80	Cases Completed During Year	Under Supervision 6/30/80	Cases Completed During Year	Under Supervision 6/30/80	Cases Completed During Year
Juveniles Under Supervision	47	83	30	33	28	14	3	16
Official Probation	3	13	5	49	1	13	4	3
Unofficial Supervision	13	3	9	2	5	7	2	1
Aftercare in Direct Care	5	11	3	2	2	4	0	1
Aftercare in Community								
Adults Under Supervision	4	9	0	1	0	0	0	0
Official Probation	0	0	0	1	0	0	3	1
Unofficial Supervision								
Family Counseling	18	23	13	5	0	0	2	0
Reports								
Social History		125		64		38		23
Transfer		40		1		9		26
Addendum		44		34		10		0
Foster Care		0		0		0		0
Total Intakes	1,575		607		337		144	
TYPE OF SERVICE	AMHERST		CAMPBELL		BEDFORD (City)			
	Under Supervision 8/30/80	Cases Completed During Year	Under Supervision 6/30/80	Cases Completed During Year	Under Supervision 6/30/80	Cases Completed During Year		
Juveniles Under Supervision	7	35	32	70	7	3		
Official Probation	2	10	5	9	2	3		
Unofficial Supervision	1	18	4	2	2	0		
Aftercare in Direct Care	1	9	2	7	1	1		
Aftercare in Community								
Adults Under Supervision	0	0	0	0	0	0		
Official Probation	0	0	0	2	0	0		
Unofficial Supervision								
Family Counseling	5	18	2	1	1	0		
Reports								
Social History		54		67		4		
Transfer		7		14		0		
Addendum		26		29		4		
Foster Care		0		0		0		
Total Intakes	295		561		123			



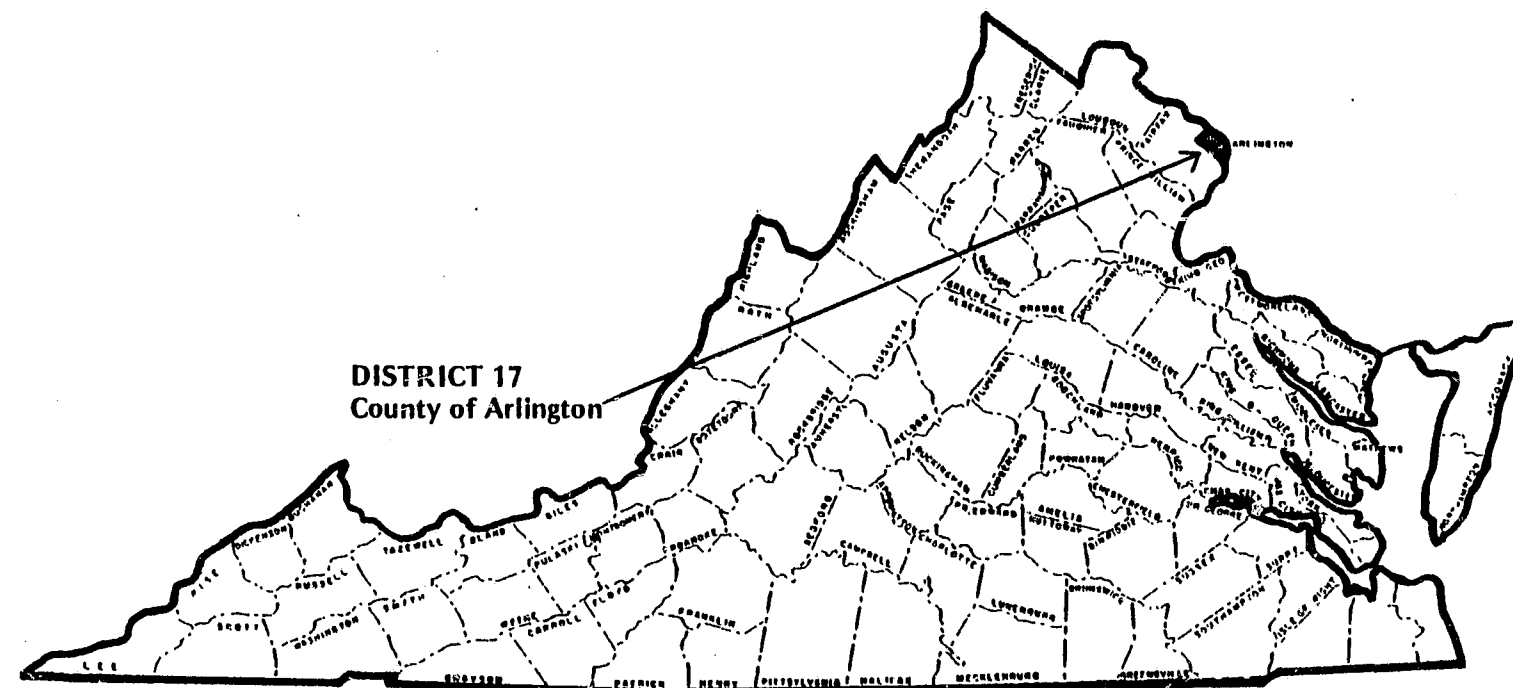
	Cases Under Supervision June 30, 1980	Cases Completed During Fiscal Year	Intakes Completed 3,642
Juveniles Under Supervision			
Official Probation	154	254	Reports Completed During Fiscal Year:
Unofficial Supervision	22	100	
Aftercare in Direct Care	36	33	
Aftercare in Community	14	35	
Adults Under Supervision			Transfer 97
Official Probation	4	10	Addendums 147
Unofficial Supervision	3	4	
Family Counseling	41	47	Foster Care 0
TOTAL	274	483	Total Reports 619

REGION III

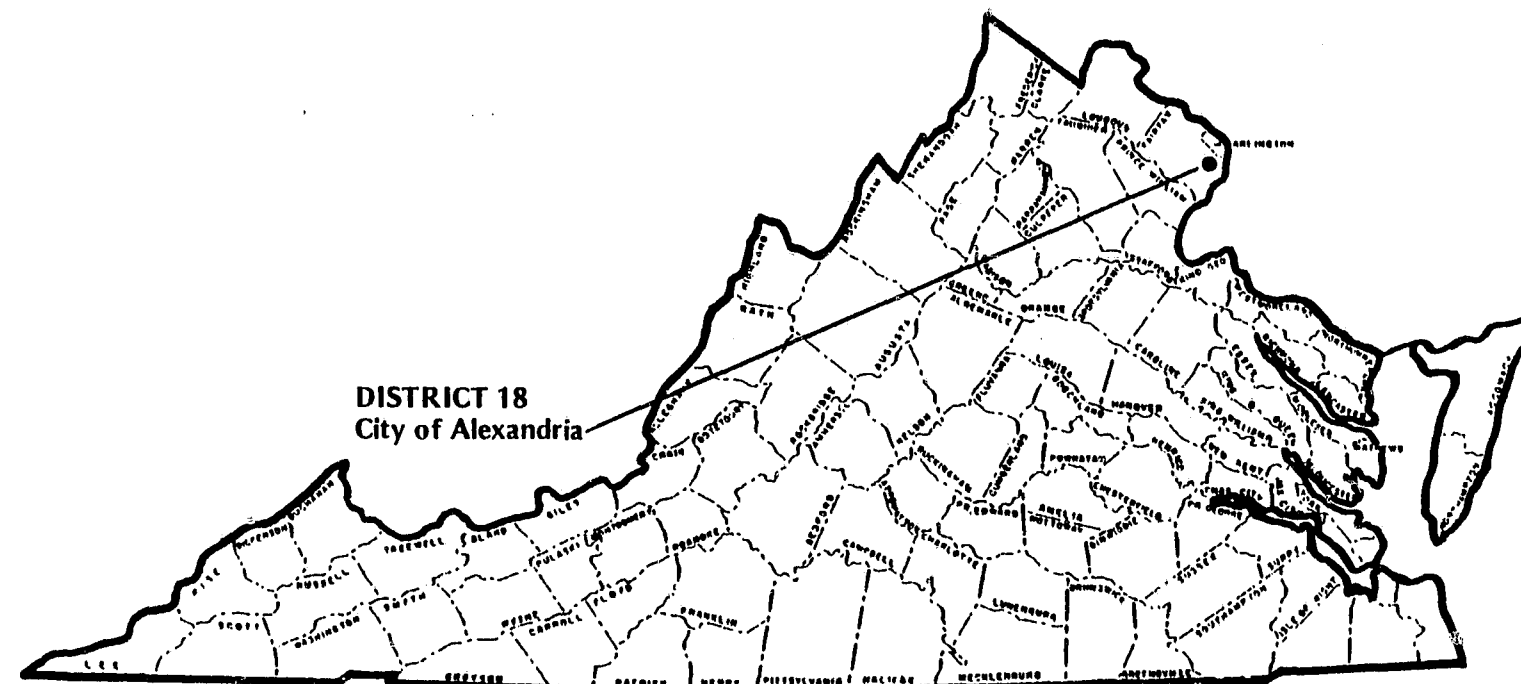
TYPE OF SERVICE	FREDERICKSBURG		CAROLINE		ESSEX		HANOVER		KING GEORGE		LANCASTER	
	Under Supervision 6/30/80	Cases Completed During Year	Under Supervision 6/30/80	Cases Completed During Year	Under Supervision 6/30/80	Cases Completed During Year	Under Supervision 6/30/80	Cases Completed During Year	Under Supervision 6/30/80	Cases Completed During Year	Under Supervision 6/30/80	Cases Completed During Year
Juveniles Under Supervision	21	39	23	29	12	12	43	79	7	10	14	11
Official Probation	0	3	1	8	9	20	1	12	1	6	2	1
Unofficial Supervision	5	1	1	0	5	0	9	6	2	0	2	0
Aftercare in Direct Care	4	1	2	1	1	3	5	1	0	2	5	4
Aftercare in Community												
Adults Under Supervision	0	0	0	0	0	0	0	0	0	0	1	0
Official Probation	0	0	0	0	0	0	0	0	0	0	0	0
Unofficial Supervision												
Family Counseling	42	91	1	0	5	0	7	4	2	0	3	1
Reports												
Social History		99		57		20		79		17		8
Transfer		10		18		0		28		5		0
Addendum		8		7		11		39		0		11
Foster Care		0		0		0		0		0		0
Total Intakes	442		226		150		529		129		111	
TYPE OF SERVICE	NORTHUMBERLAND		RICHMOND (County)		SPOTSYLVANIA		STAFFORD		WESTMORELAND			
	Under Supervision 6/30/80	Cases Completed During Year	Under Supervision 6/30/80	Cases Completed During Year	Under Supervision 6/30/80	Cases Completed During Year	Under Supervision 6/30/80	Cases Completed During Year	Under Supervision 6/30/80	Cases Completed During Year		
Juveniles Under Supervision	8	10	10	12	43	38	47	41	24	21		
Official Probation	0	7	2	36	0	6	0	2	5	3		
Unofficial Supervision	1	0	1	3	5	3	8	1	1	0		
Aftercare in Direct Care	0	2	1	1	7	7	8	3	2	4		
Aftercare in Community												
Adults Under Supervision	0	0	0	0	0	0	0	0	0	0		
Official Probation	0	0	0	0	0	0	0	0	0	0		
Unofficial Supervision												
Family Counseling	1	0	1	2	5	4	8	1	1	0		
Reports												
Social History		11		17		106		117		13		
Transfer		0		1		21		57		0		
Addendum		6		6		5		8		24		
Foster Care		0		0		0		1		0		
Total Intakes	129		125		542		660		229			



	Cases Under Supervision June 30, 1980	Cases Completed During Fiscal Year	Intakes Completed 3,272	
Juveniles Under Supervision			Reports Completed During Fiscal Year:	
Official Probation	252	302		
Unofficial Supervision	21	104		
Aftercare in Direct Care	40	14		
Aftercare in Community	35	29	Social History	544
Adults Under Supervision			Transfer	138
Official Probation	1	0	Addendums	125
Unofficial Supervision	0	0	Foster Care	1
Family Counseling	76	103		
TOTAL	425	552	Total Reports	808

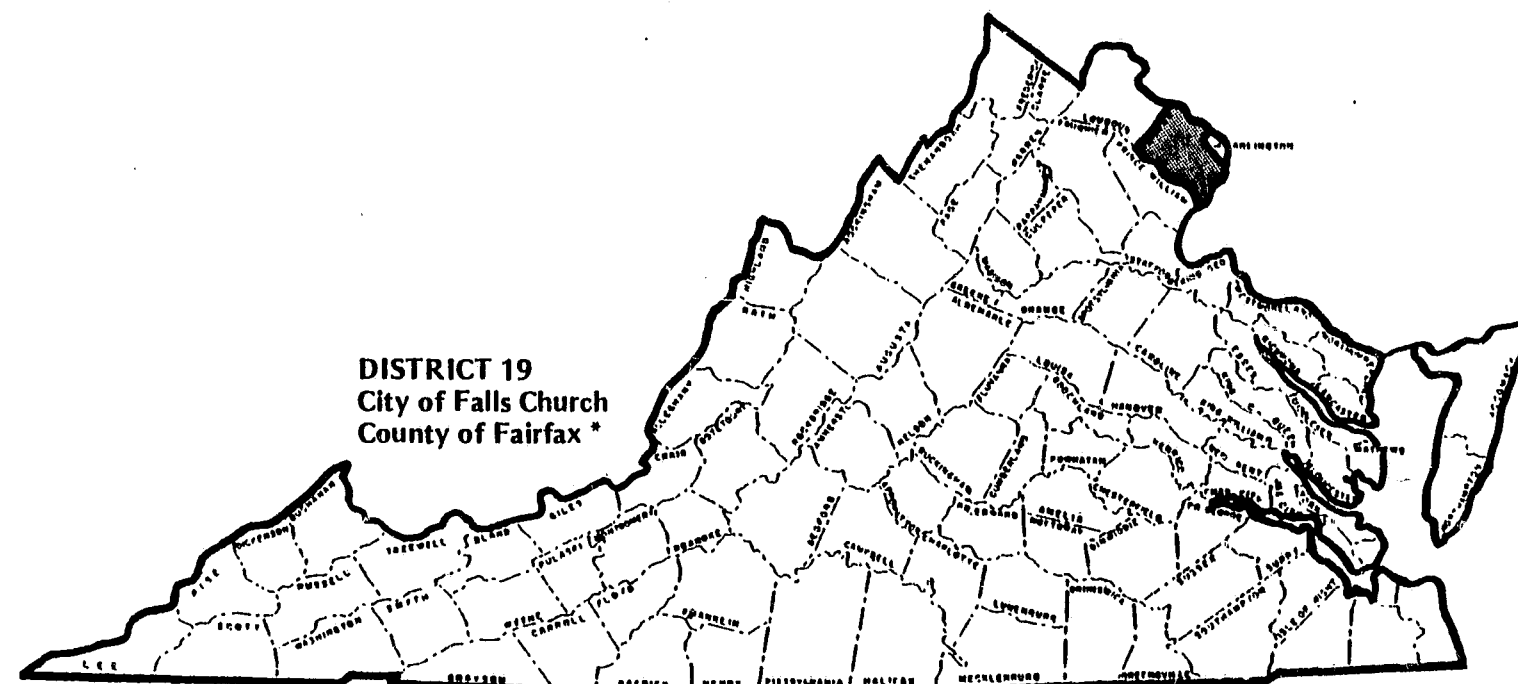


	Cases Under Supervision June 30, 1980	Cases Completed During Fiscal Year	Intakes Completed 2,513	
Juveniles Under Supervision			Reports Completed During Fiscal Year:	
Official Probation	179	166		
Unofficial Supervision	71	152		
Aftercare in Direct Care	23	13		
Aftercare in Community	21	9	Social History	637
Adults Under Supervision			Transfer	8
Official Probation	9	63	Addendums	35
Unofficial Supervision	3	1	Foster Care	5
Family Counseling	3	3		
TOTAL	309	407	Total Reports	685



	Cases Under Supervision June 30, 1980	Cases Completed During Fiscal Year	Intakes Completed 1,923	
Juveniles Under Supervision			Reports Completed During Fiscal Year:	
Official Probation	148	133		
Unofficial Supervision	52	91		
Aftercare in Direct Care	20	5		
Aftercare in Community	12	22	Social History	253
Adults Under Supervision			Transfer	8
Official Probation	1	0	Addendums	635
Unofficial Supervision	0	0	Foster Care	230
Family Counseling	11	4		
TOTAL	244	255	Total Reports	1,126

TYPE OF SERVICE	FALLS CHURCH		FAIRFAX	
	Under Supervision 6/30/80	Cases Completed During Year	Under Supervision 6/30/80	Cases Completed During Year
Juveniles Under Supervision				
Official Probation	12	8	453	606
Unofficial Supervision	14	23	22	63
Aftercare in Direct Care	0	0	42	58
Aftercare in Community	0	0	41	53
Adults Under Supervision				
Official Probation	0	0	11	21
Unofficial Supervision	0	0	1	1
Family Counseling	0	0	125	111
Reports				
Social History		19		797
Transfer		0		0
Addendum		0		0
Foster Care		0		0
Total Intakes	85		16,035	



DISTRICT 19
City of Falls Church
County of Fairfax *

* Fairfax does not contribute to the information system established by the Division of Program Development and Evaluation for collecting court service data. The data below were extracted from the reports prepared in Fairfax, where they use a different reporting procedure.

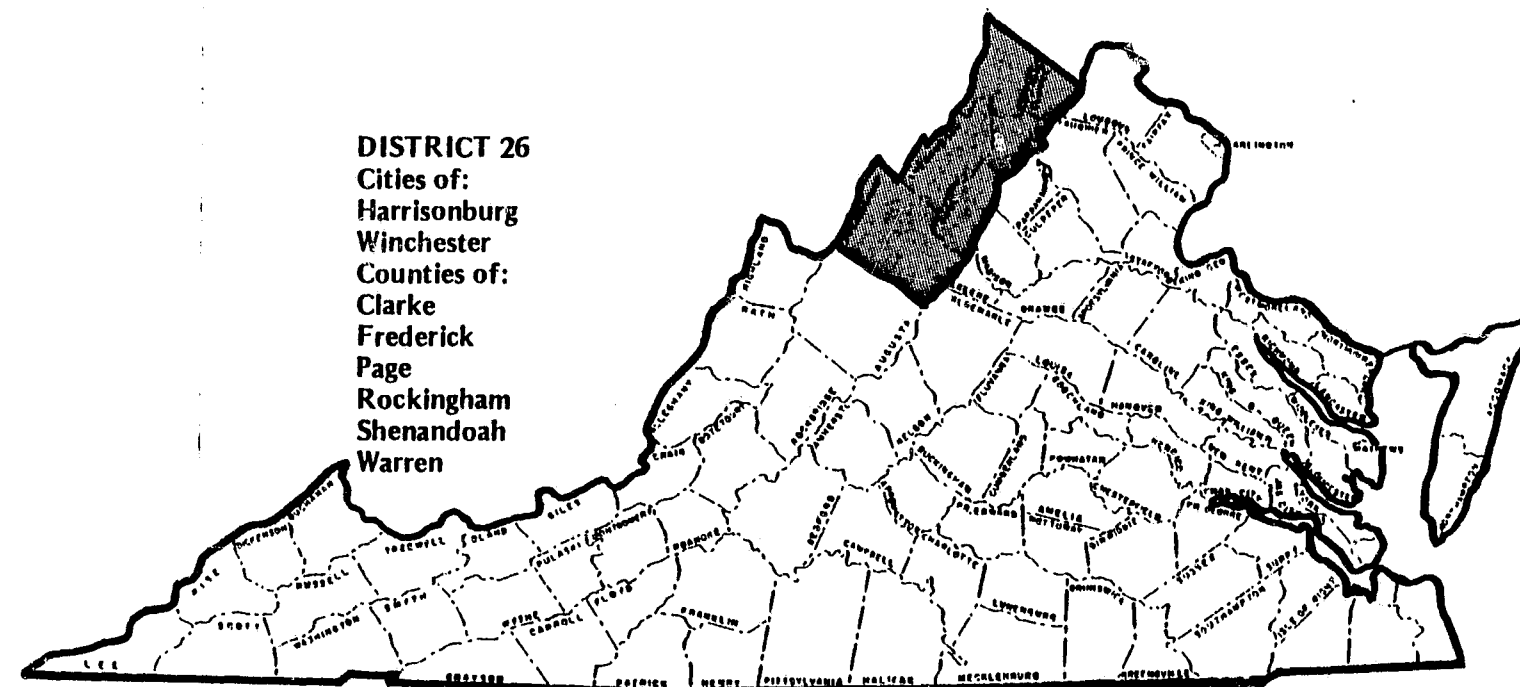
	Cases Under Supervision June 30, 1980	Cases Completed During Fiscal Year	Intakes Completed 16,120
Juveniles Under Supervision			
Official Probation	465	614	Reports Completed During Fiscal Year:
Unofficial Supervision	36	86	Social History 816
Aftercare in Direct Care	42	58	Transfer 0
Aftercare in Community	41	53	Addendums 0
Adults Under Supervision			Foster Care 0
Official Probation	11	21	
Unofficial Supervision	1	1	
Family Counseling	125	111	
TOTAL	721	944	Total Reports 816

TYPE OF SERVICE	LOUDOUN		FAUQUIER/ RAPPAHANNOCK	
	Under Supervision 6/30/80	Cases Completed During Year	Under Supervision 6/30/80	Cases Completed During Year
Juveniles Under Supervision				
Official Probation	65	68	26	38
Unofficial Supervision	38	32	4	20
Aftercare in Direct Care	6	2	7	0
Aftercare in Community	6	5	3	1
Adults Under Supervision				
Official Probation	0	0	0	3
Unofficial Supervision	0	0	0	0
Family Counseling	24	30	6	5
Reports				
Social History		90		35
Transfer		11		4
Addendum		19		19
Foster Care		5		0
Total Intakes	1,300		420	

CONTINUED

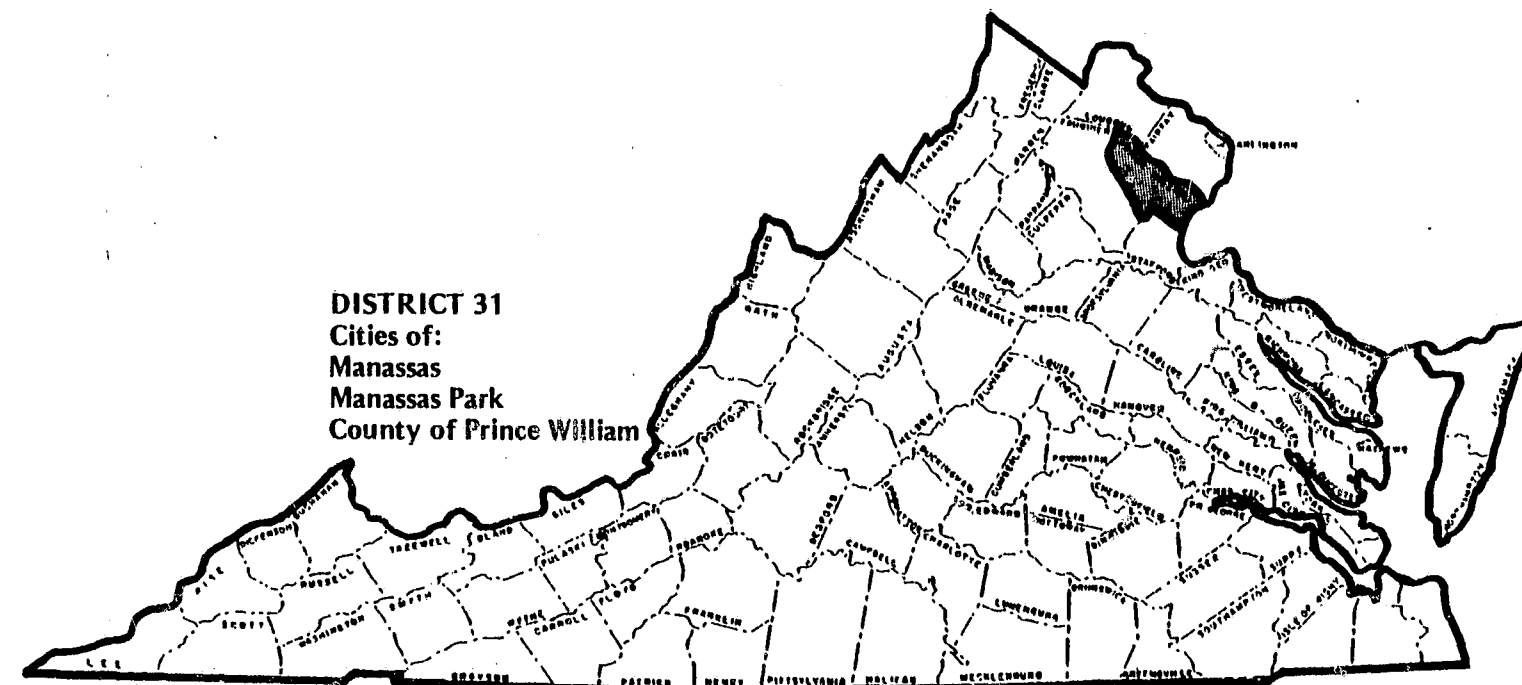
1 OF 3

TYPE OF SERVICE	WINCHESTER		FREDERICK		CLARKE		WARREN	
	Under Supervision 6/30/80	Cases Completed During Year	Under Supervision 6/30/80	Cases Completed During Year	Under Supervision 6/30/80	Cases Completed During Year	Under Supervision 6/30/80	Cases Completed During Year
Juveniles Under Supervision	29	3	7	7	5	8	18	33
Official Probation	0	1	1	0	0	3	1	0
Unofficial Supervision	4	0	0	0	2	0	11	9
Aftercare in Direct Care	6	4	4	1	1	1	8	7
Aftercare in Community								
Adults Under Supervision	0	0	0	1	0	0	0	0
Official Probation	0	0	0	0	0	0	0	0
Unofficial Supervision								
Family Counseling	1	0	0	0	0	0	0	0
Reports								
Social History		20		8		4		28
Transfer		2		2		0		5
Addendum		22		8		0		44
Foster Care		22		38		3		16
Total Intakes	258		204		55		123	
TYPE OF SERVICE	SHENANDOAH		PAGE		HARRISONBURG		ROCKINGHAM	
	Under Supervision 6/30/80	Cases Completed During Year	Under Supervision 6/30/80	Cases Completed During Year	Under Supervision 6/30/80	Cases Completed During Year	Under Supervision 6/30/80	Cases Completed During Year
Juveniles Under Supervision	13	10	14	14	8	14	24	26
Official Probation	0	0	0	0	0	0	0	0
Unofficial Supervision	6	0	2	1	0	0	3	0
Aftercare in Direct Care	2	0	1	1	1	1	3	1
Aftercare in Community								
Adults Under Supervision	0	0	0	0	0	0	0	0
Official Probation	0	0	0	0	0	0	0	0
Unofficial Supervision								
Family Counseling	0	0	3	3	0	1	0	0
Reports								
Social History		23		16		14		30
Transfer		1		2		0		2
Addendum		2		12		0		6
Foster Care		10		24		8		35
Total Intakes	274		243		162		417	



	Cases Under Supervision June 30, 1980	Cases Completed During Fiscal Year	Intakes Completed 1,734	
Juveniles Under Supervision			Reports Completed During Fiscal Year:	
Official Probation	116	113		
Unofficial Supervision	2	4		
Aftercare in Direct Care	27	10		
Aftercare in Community	24	16	Social History	138
Adults Under Supervision			Transfer	14
Official Probation	0	1	Addendums	92
Unofficial Supervision	0	0	Foster Care	154
Family Counseling	4	4		
TOTAL	173	148	Total Reports	398

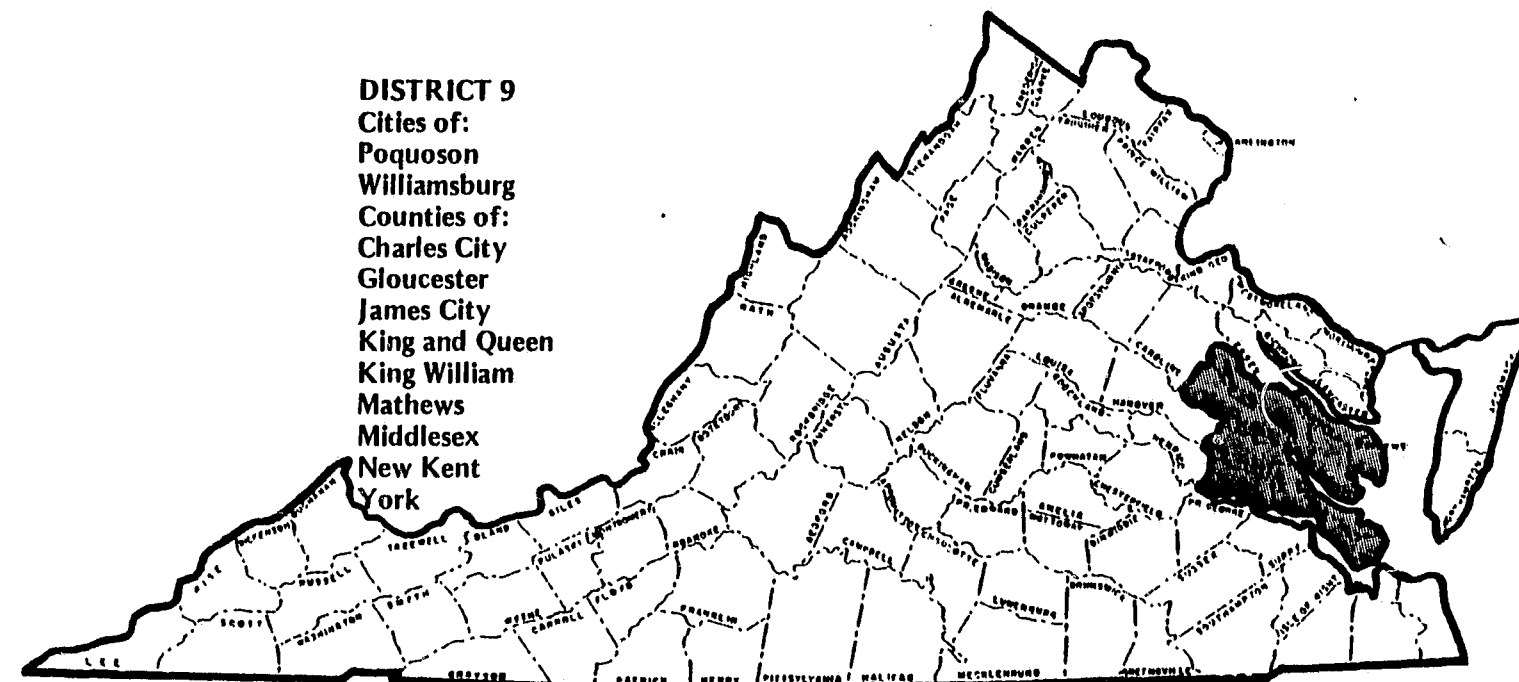
TYPE OF SERVICE	PRINCE WILLIAM		MANASSAS		MANASSAS PARK	
	Under Supervision 6/30/80	Cases Completed During Year	Under Supervision 6/30/80	Cases Completed During Year	Under Supervision 6/30/80	Cases Completed During Year
Juveniles Under Supervision						
Official Probation	450	376	27	15	30	41
Unofficial Supervision	80	262	8	11	5	11
Aftercare in Direct Care	50	20	0	0	0	2
Aftercare in Community	33	40	0	4	1	4
Adults Under Supervision						
Official Probation	27	33	0	0	0	2
Unofficial Supervision	2	13	0	0	0	0
Family Counseling	43	9	0	0	0	0
Reports						
Social History		378		48		27
Transfer		2		1		0
Addendum		74		0		5
Foster Care		1		0		0
Total Intakes	4,276		344		246	



	Cases Under Supervision June 30, 1980	Cases Completed During Fiscal Year	Intakes Completed 4,866
Juveniles Under Supervision			
Official Probation	507	432	Reports Completed During Fiscal Year:
Unofficial Supervision	93	284	
Aftercare in Direct Care	50	22	
Aftercare in Community	34	48	
Adults Under Supervision			Transfer 3
Official Probation	27	35	Addendums 79
Unofficial Supervision	2	13	
Family Counseling	43	9	Foster Care 1
TOTAL	756	843	Total Reports 536

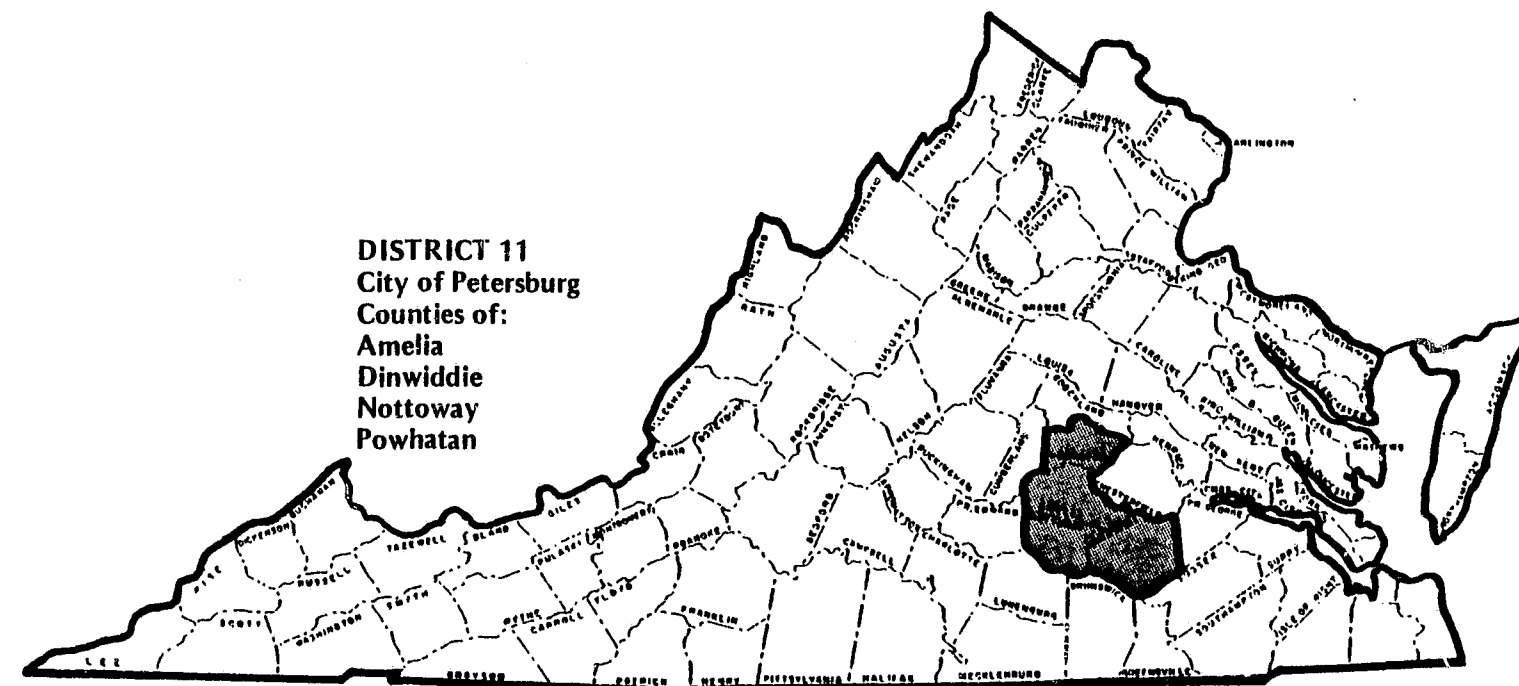
REGION IV

TYPE OF SERVICE	WILLIAMSBURG		YORK		JAMES CITY		KING AND QUEEN		GLOUCESTER		MATHEWS	
	Under Supervision 6/30/80	Cases Completed During Year	Under Supervision 6/30/80	Cases Completed During Year	Under Supervision 6/30/80	Cases Completed During Year	Under Supervision 6/30/80	Cases Completed During Year	Under Supervision 6/30/80	Cases Completed During Year	Under Supervision 6/30/80	Cases Completed During Year
Juveniles Under Supervision	18	10	30	38	93	57	8	3	7	39	8	6
Official Probation	3	2	4	13	5	4	0	1	0	7	5	1
Unofficial Supervision	2	0	7	3	12	1	1	0	3	1	2	0
Aftercare in Direct Care	1	0	6	2	10	5	1	0	1	2	1	1
Aftercare in Community												
Adults Under Supervision	0	1	0	0	0	0	0	0	0	0	0	0
Official Probation	0	0	0	0	0	1	0	0	0	1	0	0
Unofficial Supervision												
Family Counseling	4	8	25	49	32	53	1	6	17	30	7	5
Reports												
Social History		13		32		70		7		21		12
Transfer		0		1		4		1		1		1
Addendum		14		28		44		3		37		8
Foster Care		0		0		0		0		0		0
Total Intakes	197		275		417		28		136		86	
TYPE OF SERVICE	MIDDLESEX		CHARLES CITY		NEW KENT		POQUOSON		KING WILLIAM			
	Under Supervision 6/30/80	Cases Completed During Year	Under Supervision 6/30/80	Cases Completed During Year	Under Supervision 6/30/80	Cases Completed During Year	Under Supervision 6/30/80	Cases Completed During Year	Under Supervision 6/30/80	Cases Completed During Year		
Juveniles Under Supervision	2	16	26	7	16	10	9	13	18	14		
Official Probation	1	0	0	0	0	2	1	1	1	1		
Unofficial Supervision	0	0	2	0	1	0	0	0	3	0		
Aftercare in Direct Care	0	0	0	1	0	1	1	0	0	0		
Aftercare in Community												
Adults Under Supervision	0	0	0	0	0	0	0	0	0	0		
Official Probation	0	1	0	1	0	0	0	0	0	1		
Unofficial Supervision												
Family Counseling	2	10	6	13	8	41	0	4	6	19		
Reports												
Social History		6		16		11		12		17		
Transfer		0		0		0		0		0		
Addendum		13		7		5		4		3		
Foster Care		0		0		0		0		0		
Total Intakes	46		64		121		98		98			



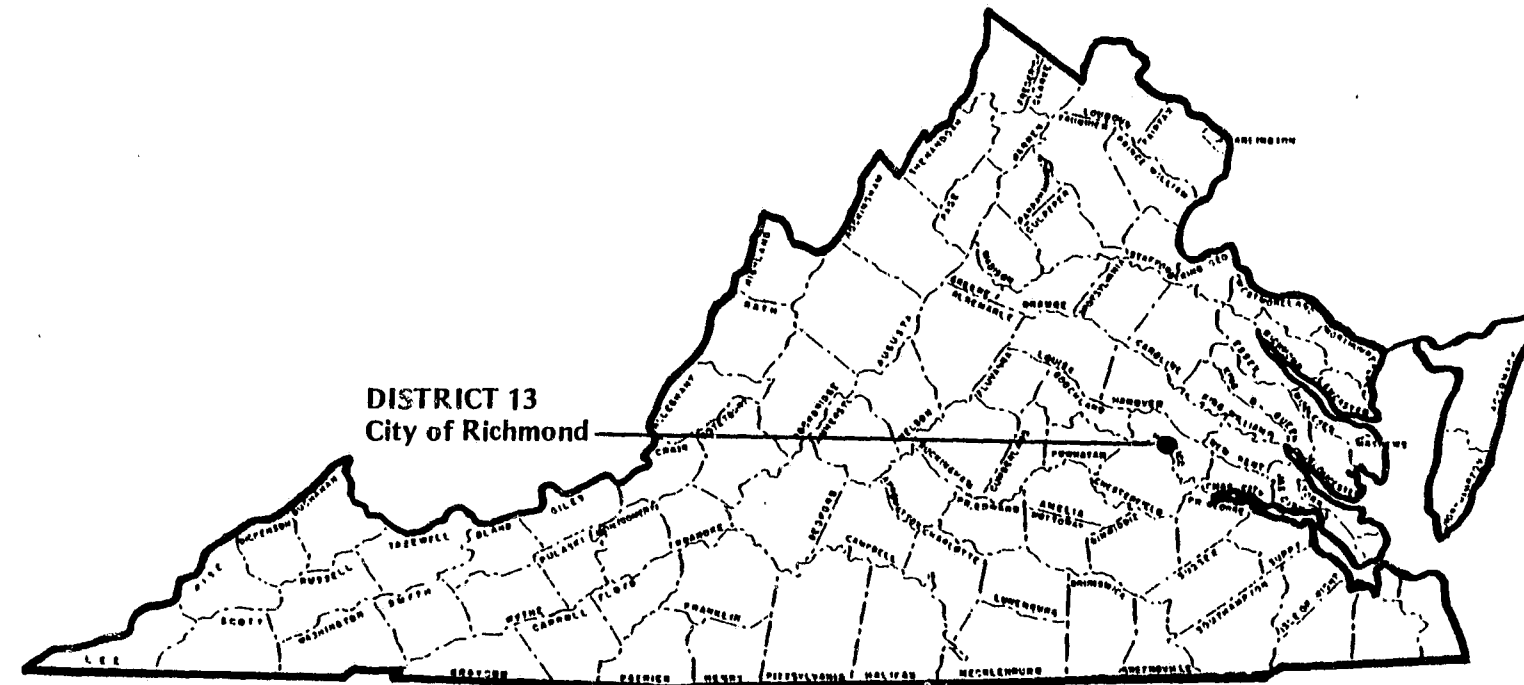
	Cases Under Supervision June 30, 1980	Cases Completed During Fiscal Year	Intakes Completed 1,566	
Juveniles Under Supervision			Reports Completed During Fiscal Year:	
Official Probation	234	213	Social History	217
Unofficial Supervision	20	32	Transfer	8
Aftercare in Direct Care	33	5	Addendums	166
Aftercare in Community	21	12	Foster Care	0
Adults Under Supervision			Total Reports 391	
Official Probation	0	1		
Unofficial Supervision	0	5		
Family Counseling	108	238		
TOTAL	416	506		

TYPE OF SERVICE	PETERSBURG		DINWIDDIE		NOTTOWAY		AMELIA		POWHATAN	
	Under Supervision 6/30/80	Cases Completed During Year	Under Supervision 6/30/80	Cases Completed During Year	Under Supervision 6/30/80	Cases Completed During Year	Under Supervision 6/30/80	Cases Completed During Year	Under Supervision 6/30/80	Cases Completed During Year
Juveniles Under Supervision										
Official Probation	122	118	21	27	34	48	14	25	22	19
Unofficial Supervision	12	52	1	0	2	8	1	1	1	21
Aftercare in Direct Care	19	6	4	0	0	0	10	0	1	0
Aftercare in Community	16	24	2	2	3	2	2	2	2	1
Adults Under Supervision										
Official Probation	0	0	0	0	0	0	0	0	0	0
Unofficial Supervision	0	1	0	0	0	0	0	0	0	0
Family Counseling	30	49	4	4	4	0	10	0	1	1
Reports										
Social History		193		45		55		26		26
Transfer		120		25		0		4		18
Addendum		110		24		59		36		17
Foster Care		1		0		0		0		0
Total Intakes	934		323		663		227		248	



	Cases Under Supervision June 30, 1980	Cases Completed During Fiscal Year	Intakes Completed 2,395	
Juveniles Under Supervision			Reports Completed During Fiscal Year:	
Official Probation	213	237		
Unofficial Supervision	17	82		
Aftercare in Direct Care	34	6		
Aftercare in Community	25	31	Social History	345
Adults Under Supervision			Transfer	167
Official Probation	0	0	Addendums	246
Unofficial Supervision	0	1	Foster Care	1
Family Counseling	49	54		
TOTAL	338	411	Total Reports	759

TYPE OF SERVICE	COLONIAL HEIGHTS		CHESTERFIELD	
	Under Supervision 6/30/80	Cases Completed During Year	Under Supervision 6/30/80	Cases Completed During Year
Juveniles Under Supervision				
Official Probation	15	9	86	108
Unofficial Supervision	0	0	0	6
Aftercare in Direct Care	3	1	25	12
Aftercare in Community	0	5	6	24
Adults Under Supervision				
Official Probation	0	1	0	1
Unofficial Supervision	0	0	0	0
Family Counseling	3	0	33	61
Reports				
Social History		73		482
Transfer		0		24
Addendum		7		45
Foster Care		0		0
Total Intakes	430		2,469	

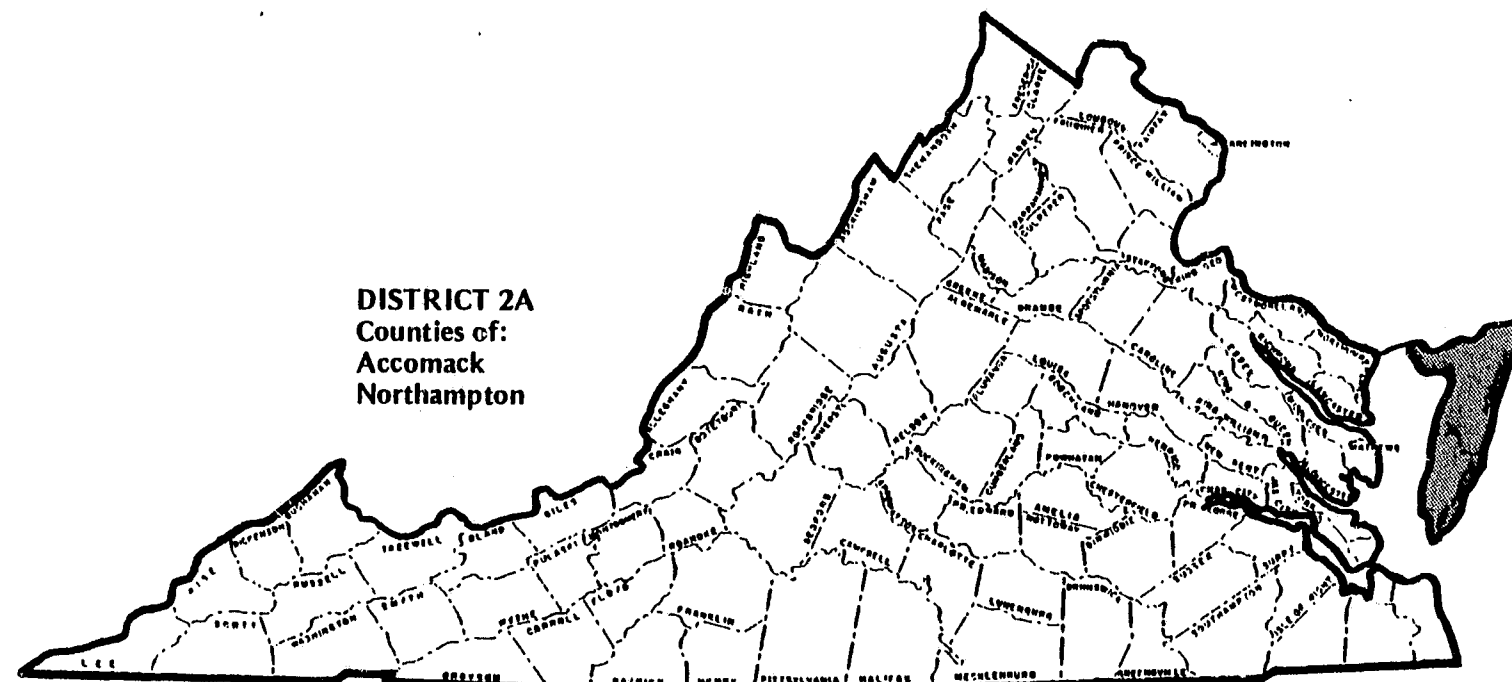


	Cases Under Supervision June 30, 1980	Cases Completed During Fiscal Year	Intakes Completed 4,043	
Juveniles Under Supervision			Reports Completed During Fiscal Year:	
Official Probation	229	275		
Unofficial Supervision	63	109		
Aftercare in Direct Care	63	14		
Aftercare in Community	88	54	Social History	561
Adults Under Supervision			Transfer	233
Official Probation	0	0	Addendums	462
Unofficial Supervision	1	0	Foster Care	1
Family Counseling	178	410		
TOTAL	622	862	Total Reports	1,257

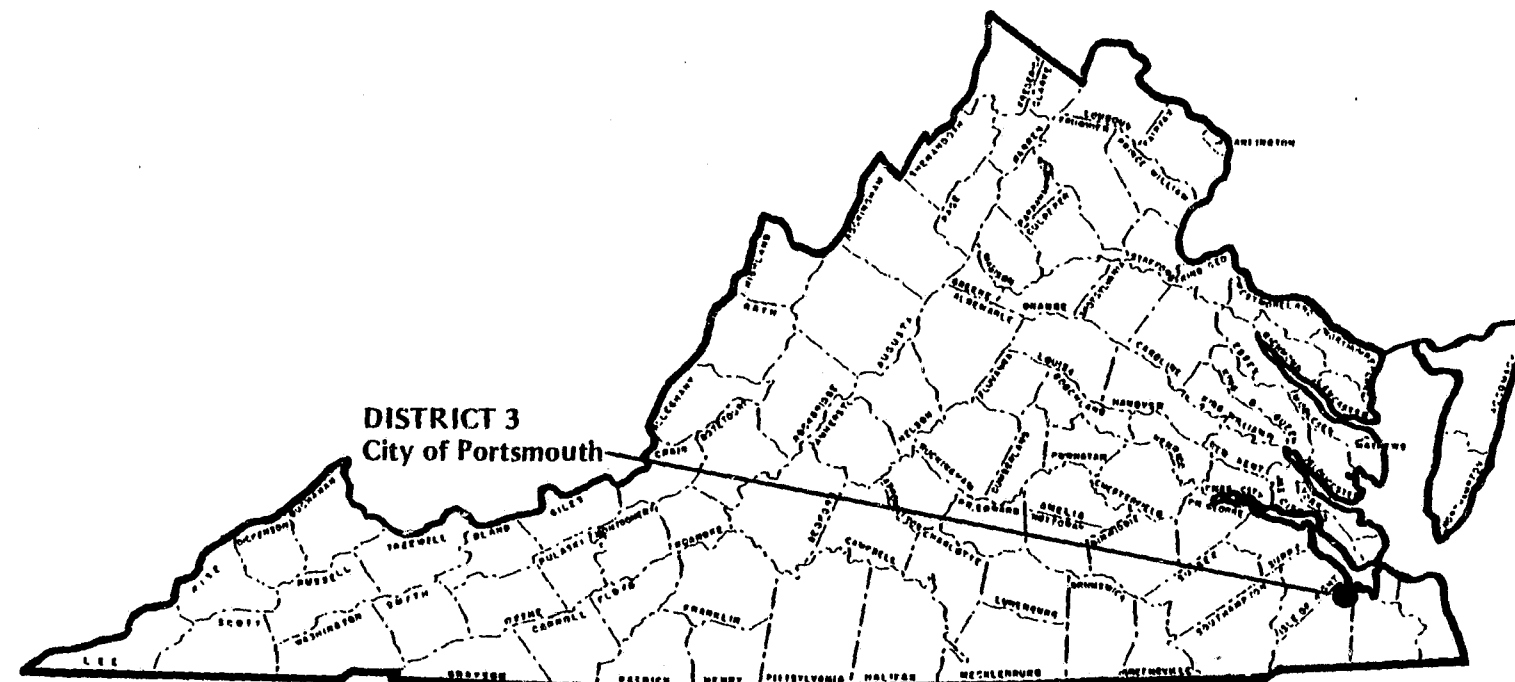
[illegible]

	Cases Under Supervision June 30, 1980	Cases Completed During Fiscal Year	Intakes Completed 3,778
Juveniles Under Supervision			
Official Probation	203	445	Reports Completed During Fiscal Year:
Unofficial Supervision	41	126	Social History 658
Aftercare in Direct Care	36	19	
Aftercare in Community	24	12	Transfer 108
Adults Under Supervision			Addendums 143
Official Probation	0	1	Foster Care 0
Unofficial Supervision	1	25	
Family Counseling	121	328	
TOTAL	426	956	Total Reports 909

TYPE OF SERVICE	ACCOMACK		NORTHAMPTON	
	Under Supervision 6/30/80	Cases Completed During Year	Under Supervision 6/30/80	Cases Completed During Year
Juveniles Under Supervision				
Official Probation	21	24	9	25
Unofficial Supervision	0	18	2	4
Aftercare in Direct Care	6	1	6	6
Aftercare in Community	5	2	1	3
Adults Under Supervision				
Official Probation	1	1	1	1
Unofficial Supervision	0	13	0	0
Family Counseling	6	1	6	2
Reports				
Social History		40		26
Transfer		6		0
Addendum		7		13
Foster Care		0		0
Total Intakes	323		177	



	Cases Under Supervision June 30, 1980	Cases Completed During Fiscal Year	Intakes Completed 500	
Juveniles Under Supervision			Reports Completed During Fiscal Year:	
Official Probation	30	49		
Unofficial Supervision	2	22		
Aftercare in Direct Care	12	7		
Aftercare in Community	6	5		
Adults Under Supervision			Transfer	6
Official Probation	2	2	Addendums	20
Unofficial Supervision	0	13	Foster Care	0
Family Counseling	12	3		
TOTAL	64	101	Total Reports	92

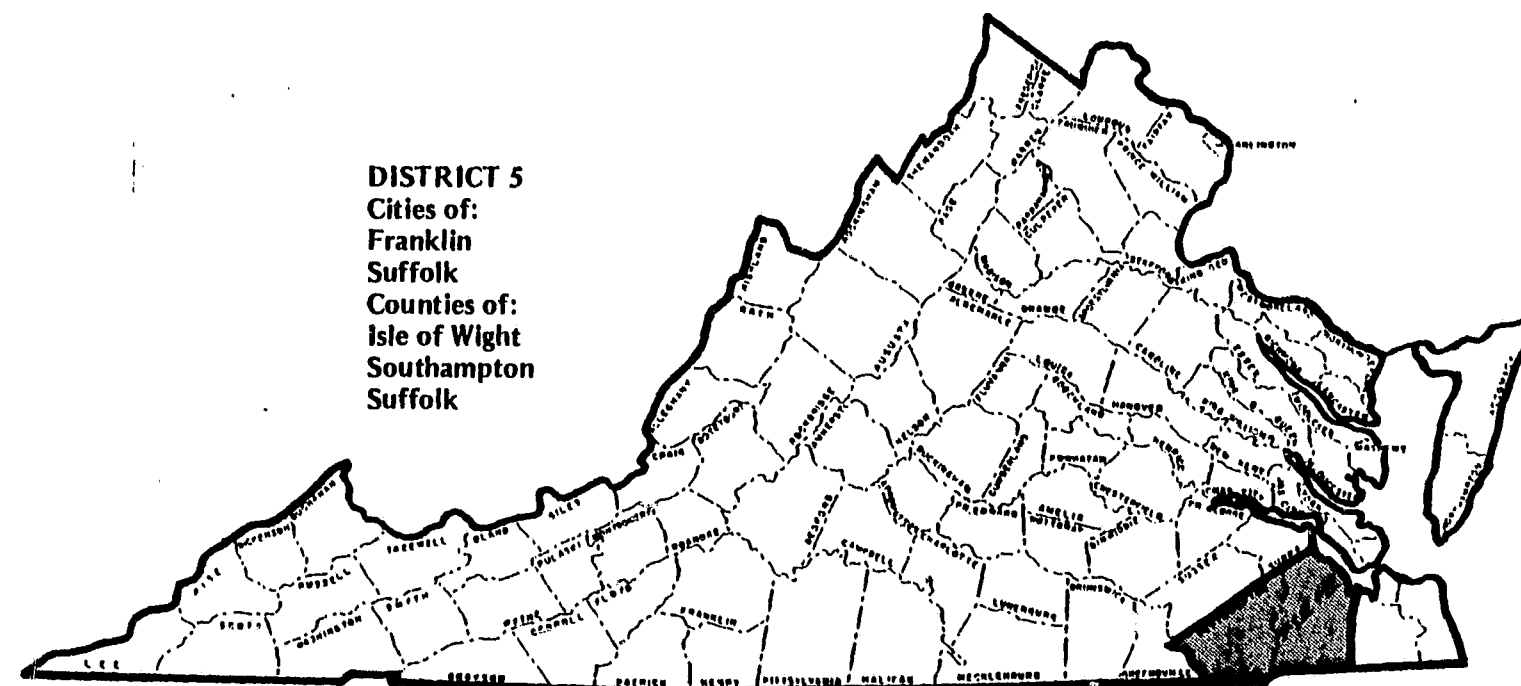


	Cases Under Supervision June 30, 1980	Cases Completed During Fiscal Year	Intakes Completed 4,114
Juveniles Under Supervision			
Official Probation	160	201	Reports Completed During Fiscal Year:
Unofficial Supervision	38	188	Social History 277
Aftercare in Direct Care	34	4	Transfer 30
Aftercare in Community	36	18	Addendums 43
Adults Under Supervision			Foster Care 0
Official Probation	0	1	
Unofficial Supervision	0	0	
Family Counseling	21	2	
TOTAL	289	414	Total Reports 350



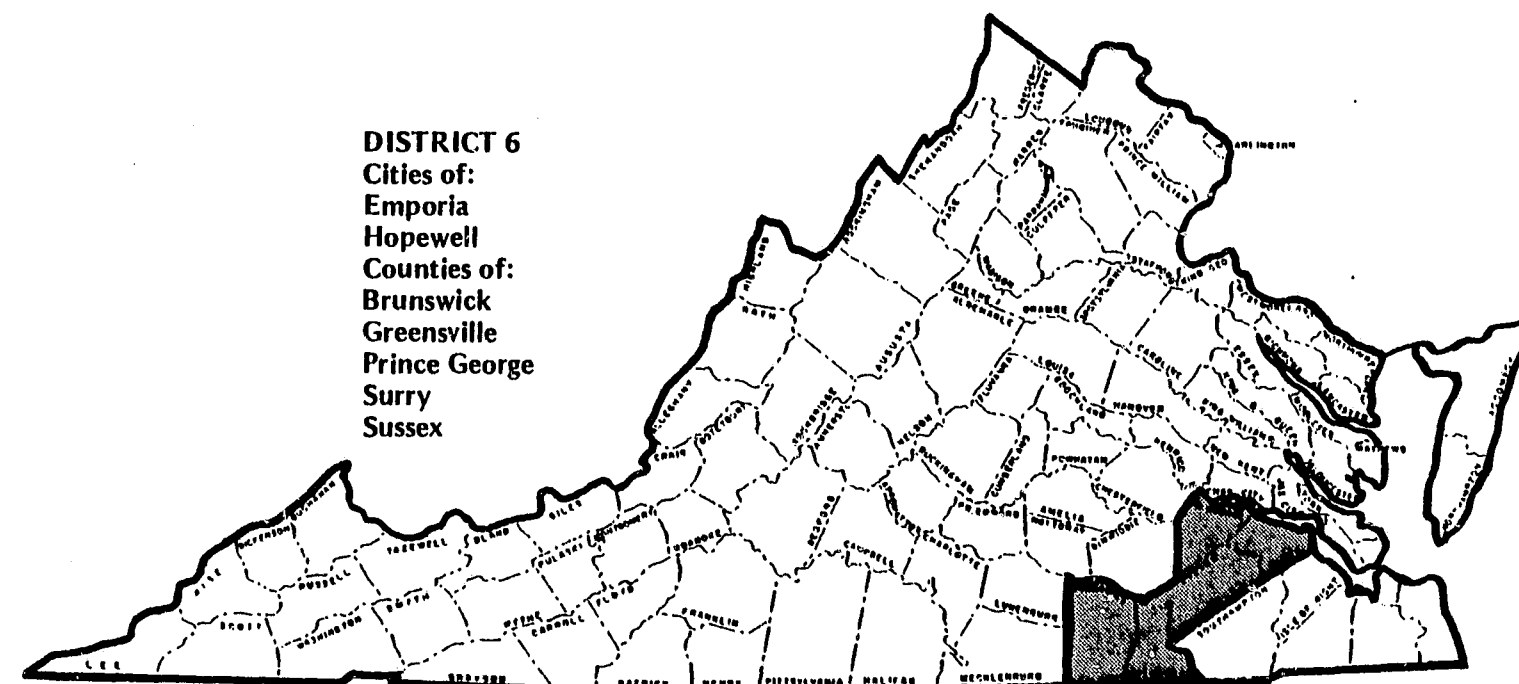
- 67 -

TYPE OF SERVICE	FRANKLIN (City)		SUFFOLK		ISLE OF WIGHT		SOUTHAMPTON	
	Under Supervision 6/30/80	Cases Completed During Year	Under Supervision 6/30/80	Cases Completed During Year	Under Supervision 6/30/80	Cases Completed During Year	Under Supervision 6/30/80	Cases Completed During Year
Juveniles Under Supervision								
Official Probation	14	17	97	81	27	34	16	20
Unofficial Supervision	0	2	6	15	0	8	0	4
Aftercare in Direct Care	3	0	18	2	2	2	2	0
Aftercare in Community	2	0	11	13	3	5	2	10
Adults Under Supervision								
Official Probation	0	0	0	0	0	0	0	0
Unofficial Supervision	0	0	0	0	0	0	0	0
Family Counseling	2	0	13	2	2	2	3	13
Reports								
Social History		25		85		33		17
Transfer		2		11		0		8
Addendum		21		132		59		26
Foster Care		4		70		5		8
Total Intakes	155		912		209		140	



	Cases Under Supervision June 30, 1980	Cases Completed During Fiscal Year	Intakes Completed 1,416
Juveniles Under Supervision			
Official Probation	154	152	Reports Completed During Fiscal Year:
Unofficial Supervision	6	29	
Aftercare in Direct Care	25	4	
Aftercare in Community	18	28	
Adults Under Supervision			Social History 160
Official Probation	0	0	Transfer 21
Unofficial Supervision	0	0	Addendums 238
Family Counseling	20	17	Foster Care 87
TOTAL	223	230	Total Reports 506

TYPE OF SERVICE	EMPORIA		HOPEWELL		PRINCE GEORGE		SURREY	
	Under Supervision 6/30/80	Cases Completed During Year	Under Supervision 6/30/80	Cases Completed During Year	Under Supervision 6/30/80	Cases Completed During Year	Under Supervision 6/30/80	Cases Completed During Year
Juveniles Under Supervision	22	15	30	22	17	14	2	1
Official Probation	0	1	0	58	4	53	0	1
Unofficial Supervision	4	3	15	10	3	0	0	1
Aftercare in Direct Care	2	5	2	4	1	3	0	0
Aftercare in Community								
Adults Under Supervision	0	0	0	0	0	0	0	0
Official Probation	0	0	0	1	0	0	0	0
Unofficial Supervision								
Family Counseling	4	3	15	10	3	5	0	1
Reports								
Social History		31		51		39		6
Transfer		2		1		5		0
Addendum		7		22		13		0
Foster Care		18		67		14		0
Total Intakes	184		760		431		33	
TYPE OF SERVICE	SUSSEX		GREENSVILLE		BRUNSWICK			
	Under Supervision 6/30/80	Cases Completed During Year	Under Supervision 6/30/80	Cases Completed During Year	Under Supervision 6/30/80	Cases Completed During Year		
Juveniles Under Supervision	9	1	9	11	9	8		
Official Probation	0	1	0	0	1	3		
Unofficial Supervision	5	0	2	0	1	1		
Aftercare in Direct Care	3	0	2	0	1	2		
Aftercare in Community								
Adults Under Supervision	0	0	0	0	0	0		
Official Probation	0	0	0	0	0	0		
Unofficial Supervision								
Family Counseling	3	0	2	0	1	1		
Reports								
Social History		13		11		6		
Transfer		2		0		0		
Addendum		1		2		1		
Foster Care		39		40		1		
Total Intakes	130		181		107			



	Cases Under Supervision June 30, 1980	Cases Completed During Fiscal Year	Intakes Completed 1,826
Juveniles Under Supervision			
Official Probation	98	72	Reports Completed During Fiscal Year:
Unofficial Supervision	5	117	
Aftercare in Direct Care	30	15	
Aftercare in Community	11	14	
Adults Under Supervision			
Official Probation	0	0	Social History 157
Unofficial Supervision	0	1	
Family Counseling	28	20	
TOTAL	172	239	Transfer 11
			Addendums 46
			Foster Care 179
			Total Reports 393

Adults Under Supervision of the Division of Community and Prevention Services Fiscal Year Ending June 30, 1980

The data in this section of the report were submitted to the central office of the Division of Community and Prevention Services by each district office in Virginia. The map on page 78 shows the 39 adult probation and parole districts and the administrative regions in which they are located.

PROBATION CASELOADS

Probationers are received for supervision from courts of record (Circuit Courts) or courts not of record (General District Courts). Of the total clients served during fiscal year 1980 there were 16,759 from Circuit Courts and 2,170 from District Courts. At the end of the fiscal year there were 10,669 probationers remaining under supervision from Circuit Courts and 972 from District Courts. At the end of last fiscal year there were 10,151 probationers under supervision from courts of record and 1,103 from courts not of record. This is a 5.1 percent increase in the number of clients under supervision from Circuit Courts and an 11.9 percent decrease in clients from District Courts. Region I (Western) had the largest number of probationers under supervision on June 30, with 2,888. The region with the smallest caseload was Region IV (East Central) with 1,595 probationers under supervision.

PAROLE/PARDON CASELOADS

On July 1, 1979 the Code of Virginia was changed, instituting mandatory parole six months prior to discharge (§53-251.3). During fiscal year 1980 there were 5,276 discretionary parolees, 1,783 mandatory parolees and 10 pardonees who were served by the Division of Community and Prevention Services. On the last day of the fiscal year, there were 2,913 discretionary parolees, 653 mandatory parolees and 4 pardonees under supervision. Last fiscal year there were 3,135 discretionary parolees and 8 pardonees being supervised on June 30. This represents a 7.1 percent decrease in the number of discretionary parolees and a 50 percent decrease in the number of pardonees under supervision on June 30. When mandatory parolees are included with discretionary parolees, there is an overall increase of 13.7 percent in

the number of parolees under supervision. Region V (Southeast) had the highest number of parolees under supervision on June 30, with 938; Region IV (East Central) was second, with 874 parolees under supervision on June 30. Region I (Western) had the smallest caseload, with 489 parolees/pardonees under supervision.

CLIENT FLOW

Among the 7,675 probationers received for supervision during fiscal year 1980, 5,694 or 74.2 percent were new cases from court. This represents a 9.8 percent decrease over the 6,313 new cases from court received in fiscal year 1979. During fiscal year 1980 there were also 673 probationers or 8.8 percent transferred from other states, 387 or 5.0 percent restored to supervision and 89 or 1.2 percent Virginia cases returned from other states.

Of the 7,288 probationers removed from probation supervision during fiscal year 1980, 2,049 or 28.1 percent were removed due to the expiration of their term of probation. This represents a 2.9 percent increase over the 1,992 probationers removed by expiration of probation in fiscal year 1979. In addition, 1,881 probationers or 25.8 percent were removed from supervision by order of the court. Warrants were issued for 689 or 9.5 percent of the probationers who were discharged, 636 or 8.7 percent were probationers who had their probation revoked, and 533 or 7.3 percent were out-of-state probation cases that were terminated.

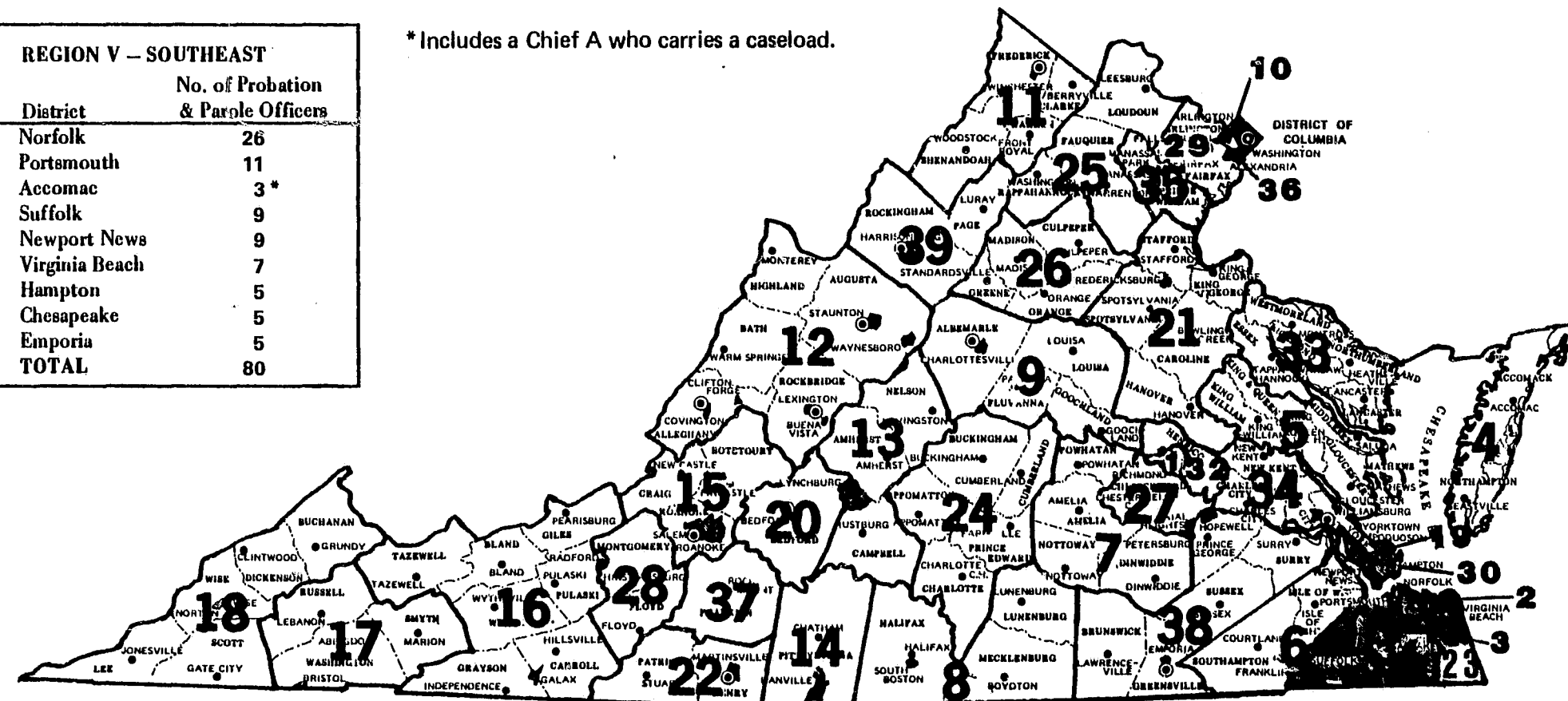
The majority of parolees/pardonees who were received came directly from Virginia institutions (3,229 or 82.2 percent). In addition, 10.2 percent of the clients were transferred from other districts and 6.0 percent were received from other states. Among those removed from supervision, 1,969 or 56.3 percent were discharged from parole, 715 or 20.4 percent were issued warrants and 413 or 11.8 percent were transferred to other districts. In addition, among parolees removed from supervision, 5.6 percent were out-of-state cases terminated and 4.2 percent were Virginia cases transferred to other states.

ADULT PROBATION AND PAROLE DISTRICTS BY REGION

REGION I – WESTERN		REGION II – CENTRAL		REGION III – NORTHERN		REGION IV – EAST CENTRAL	
District	No. of Probation & Parole Officers	District	No. of Probation & Parole Officers	District	No. of Probation & Parole Officers	District	No. of Probation & Parole Officers
12 Staunton	9	8 Halifax	3 *	10 Arlington	8	1 Richmond	27
15 Roanoke	18	9 Charlottesville	7	11 Front Royal	6	5 Urbanna	1 *
16 Wytheville	13	13 Lynchburg	9	21 Fredericksburg	5	7 Petersburg	6
17 Abingdon	8	14 Danville	9	25 Warrenton	4	27 Chesterfield	7
18 Wise	5	20 Bedford	2 *	29 Fairfax	18	32 Henrico County	10
28 Christiansburg	4	22 Collinsville	9	33 Warsaw	2 *	34 Williamsburg	5
TOTAL	57	24 Farmville	4 *	35 Manassas	7	TOTAL	56
		26 Culpeper	4 *	36 Alexandria	8		
		37 Rocky Mount	3 *	39 Harrisonburg	4		
		TOTAL	50	TOTAL	62		

REGION V – SOUTHEAST	
District	No. of Probation & Parole Officers
2 Norfolk	26
3 Portsmouth	11
4 Accomac	3 *
6 Suffolk	9
19 Newport News	9
23 Virginia Beach	7
30 Hampton	5
31 Chesapeake	5
38 Emporia	5
TOTAL	80

* Includes a Chief A who carries a caseload.



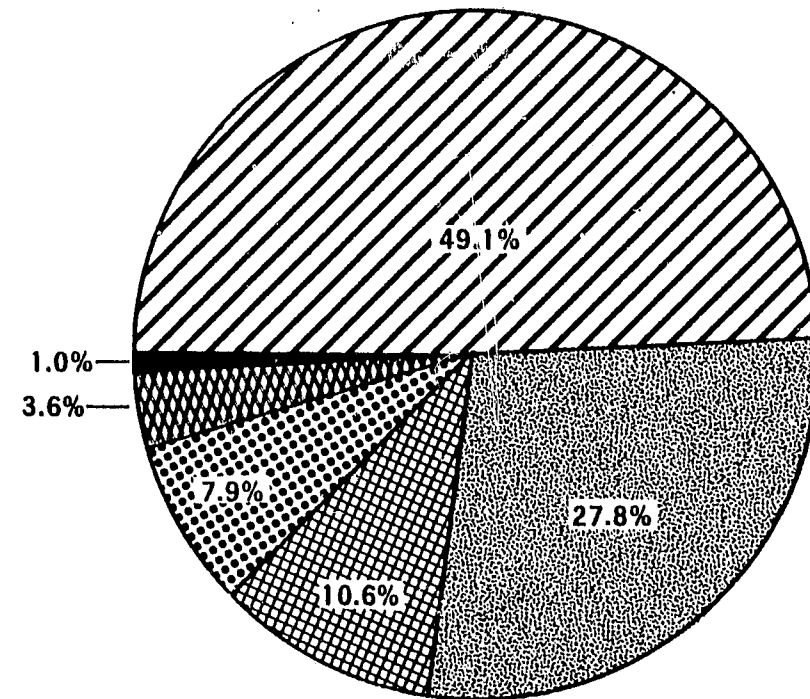
As of June 30, 1980 there were 305 established adult probation and parole officer positions in 39 districts.

Prepared by: Division of Program Development and Evaluation, Research and Reporting Unit.

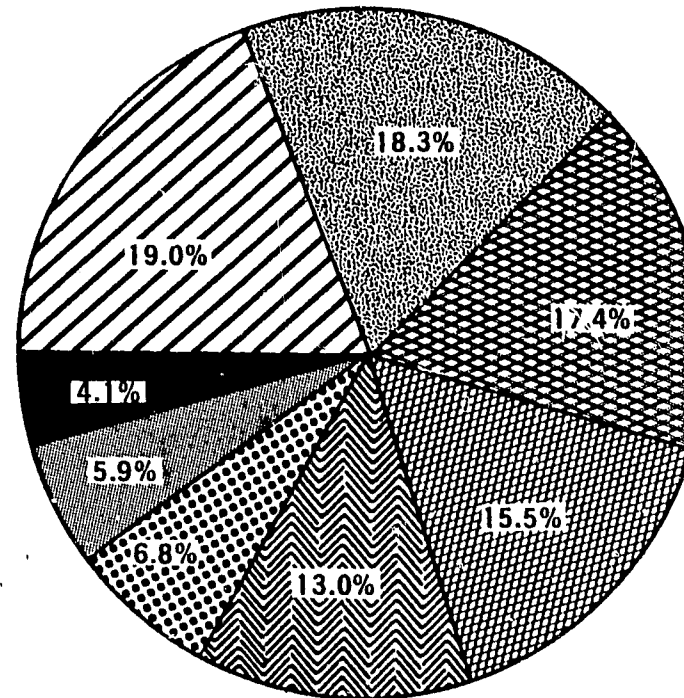
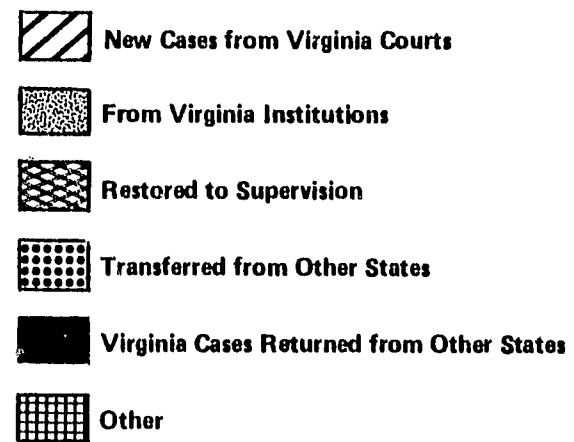
**REGIONAL SUMMARY OF ADULTS UNDER SUPERVISION
FISCAL YEAR ENDING JUNE 30, 1980**

REGION/ DISTRICT	PROBATIONERS FROM CIRCUIT COURTS			PROBATIONERS FROM DISTRICT COURTS			PAROLEES/PARDONEES			TOTAL		
	Total Under Supervision Fiscal Year 80	Total Removed From Supervision Fiscal Year 80	Total Remaining Under Supervision on June 30, 1980	Total Under Supervision Fiscal Year 80	Total Removed From Supervision Fiscal Year 80	Total Remaining Under Supervision on June 30, 1980	Total Under Supervision Fiscal Year 80	Total Removed From Supervision Fiscal Year 80	Total Remaining Under Supervision on June 30, 1980	Total Under Supervision Fiscal Year 80	Total Removed From Supervision Fiscal Year 80	Total Remaining Under Supervision on June 30, 1980
REGION I												
Western	3,784	1,212	2,572	689	373	316	1,036	547	489	5,509	2,132	3,377
District 12	808	201	607	55	31	24	204	139	65	1,067	371	696
District 15	1,289	405	884	21	10	11	339	155	184	1,649	570	1,079
District 16	803	307	496	317	176	141	204	114	90	1,324	597	727
District 17	358	119	239	127	67	60	127	65	62	612	251	361
District 18	283	97	186	89	39	50	97	41	56	469	177	292
District 28	243	83	160	80	50	30	65	33	32	388	166	222
REGION II												
Central	2,793	1,058	1,735	308	160	148	1,143	508	635	4,244	1,726	2,518
District 8	108	50	58	11	6	5	72	30	42	191	86	105
District 9	396	149	247	25	13	12	176	78	98	597	240	357
District 13	629	268	361	41	19	22	249	120	129	919	407	512
District 14	536	212	324	116	67	49	203	82	121	855	361	494
District 20	134	46	88	6	3	3	29	10	19	169	59	110
District 22	469	163	306	52	19	33	239	109	130	760	291	469
District 24	150	49	101	44	27	17	48	19	29	242	95	147
District 26	204	67	137	8	4	4	80	43	37	292	114	178
District 37	167	54	113	5	2	3	47	17	30	219	73	146
REGION III												
Northern	3,686	1,378	2,308	675	330	345	1,298	664	634	5,659	2,372	3,287
District 10	557	196	361	138	62	76	136	60	76	831	318	513
District 11	478	134	344	14	4	10	117	61	56	609	199	410
District 21	262	107	155	50	27	23	168	82	86	480	216	264
District 25	254	96	158	35	12	23	69	38	31	368	146	212
District 29	1,081	418	673	343	178	165	327	180	147	1,761	776	985
District 33	79	34	45	8	5	3	64	35	29	151	74	77
District 35	470	164	306	28	15	13	141	69	72	639	248	391
District 36	461	204	257	55	25	30	205	120	85	721	349	372
District 39	34	25	9	4	2	2	71	19	52	109	46	63
REGION IV												
East Central	2,416	893	1,523	140	68	72	1,654	780	874	4,210	1,741	2,469
District 1	1,073	398	675	16	7	9	1,033	475	558	2,122	880	1,242
District 5	59	17	42	2	1	1	35	21	14	96	39	57
District 7	262	102	160	17	10	7	187	98	89	466	210	256
District 27	229	85	144	71	37	34	117	53	64	417	175	242
District 32	585	205	380	21	10	11	209	96	113	815	311	504
District 34	208	86	122	13	3	10	73	37	36	294	126	168
REGION V												
Southeast	4,080	1,549	2,531	358	267	91	1,938	1,000	938	6,376	2,816	3,560
District 2	1,341	513	828	6	3	3	595	317	278	1,942	333	1,109
District 3	528	202	326	12	7	5	284	151	133	824	360	464
District 4	125	41	84	23	15	8	61	26	35	209	82	127
District 6	469	145	324	79	45	34	161	69	92	709	259	450
District 19	416	170	246	138	117	21	244	126	118	798	413	385
District 23	391	153	238	77	66	11	148	80	68	616	299	317
District 30	250	88	162	5	3	2	180	93	87	435	184	251
District 31	260	106	154	6	4	2	152	77	75	418	187	231
District 38	300	131	169	12	7	5	113	61	52	425	199	226
GRAND TOTAL	16,759	6,090	10,669	2,170	1,198	972	7,069	3,499	3,570	25,998	10,787	15,211

CHART 3
Cases Received and Removed from
the Supervision of Probation and Parole Offices
During Fiscal Year 1980



RECEIVED FOR SUPERVISION:



REMOVED FROM SUPERVISION:

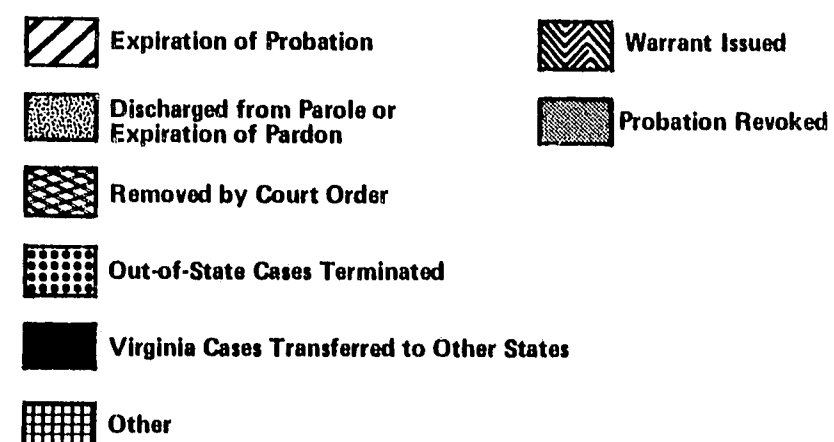
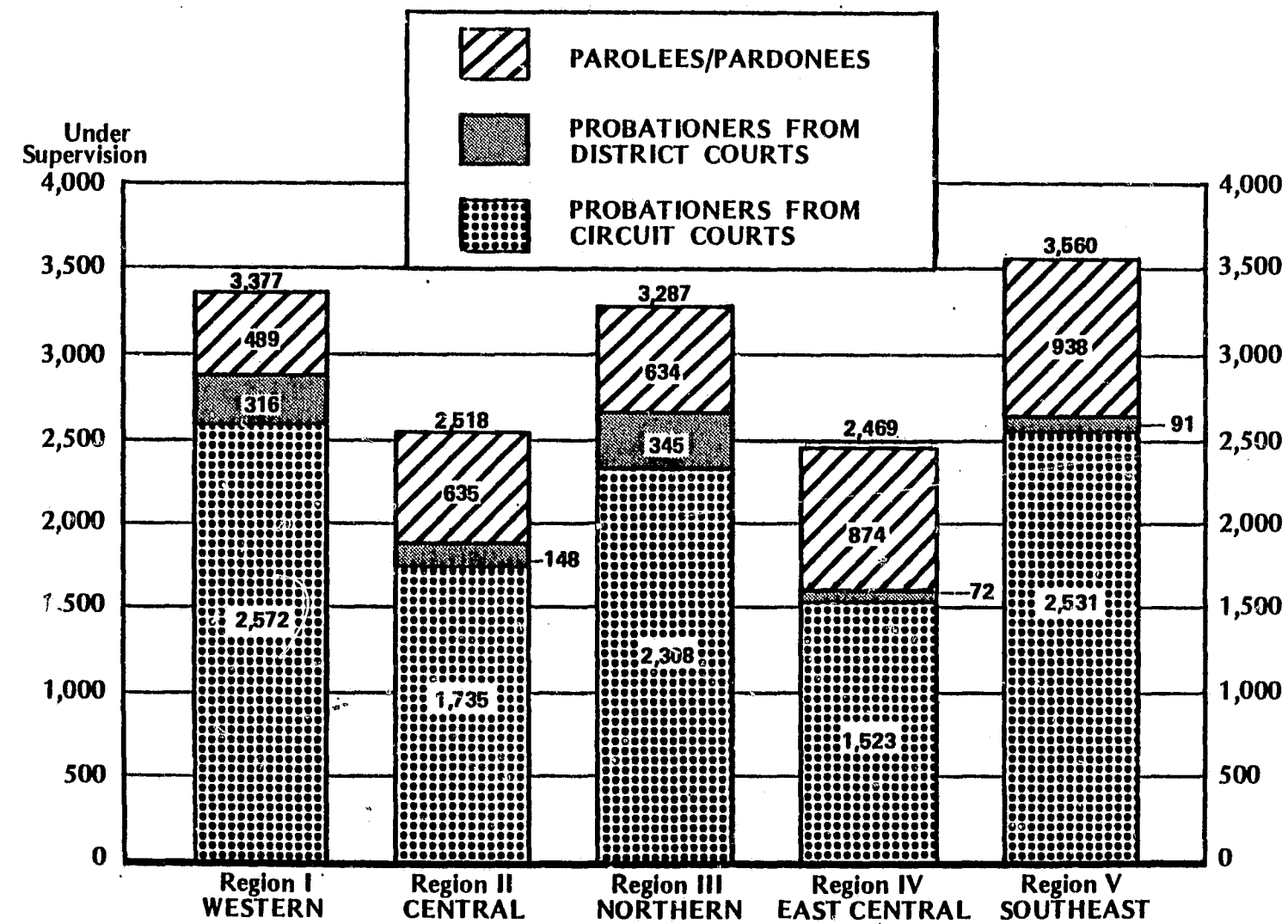


CHART 4
Regional Summary of Adults Under Supervision
Division of Community and Prevention Services
Fiscal Year Ending June 30, 1980



PROBATION/PAROLE/PARDON WORKLOAD FOR FISCAL YEAR 1980

	PROBATION			PAROLE			PARDON
	Total	Circuit Courts	District Courts	Total	Discretionary	Mandatory	Total
Total Under Supervision on July 1, 1979	11,254	10,151	1,103	3,135	3,135	*	8
RECEIVED FOR SUPERVISION:							
New Cases From Virginia Courts	5,694	4,947	747	—	—	—	—
From Virginia Institutions	—	—	—	3,227	1,554	1,673	2
Restored To Supervision	387	377	10	33	21	12	0
Transferred From Other Districts	767	687	80	399	303	96	0
Transferred From Other States	673	458	215	236	235	1	0
Virginia Cases Returned From Other States	89	83	6	27	27	—	0
Other	65	56	9	2	1	1	0
Total Received For Supervision	7,675	6,608	1,067	3,924	2,141	1,783	2
Total Number Under Supervision	18,929	16,759	2,170	7,059	5,276	1,783	10
REMOVED FROM SUPERVISION:							
Expiration of Probation	2,049	1,441	608	—	—	—	4
Discharged From Parole	—	—	—	1,969	1,257	712	—
Removed By Court Order	1,881	1,679	202	—	—	—	—
Warrant Issued	689	614	75	713	474	239	2
Transferred To Other Districts (Including out-of-state cases)	750	668	82	413	307	106	0
Probation Revoked	636	579	57	—	—	—	—
Virginia Cases Transferred To Other States	297	274	23	146	91	55	0
Returned To Sending State	17	11	6	—	—	—	—
Out-Of-State Cases Terminated	533	420	113	196	195	1	0
Died	54	46	8	20	18	2	0
Other	382	358	24	36	21	15	0
Total Removed From Supervision	7,288	6,090	1,198	3,493	2,363	1,130	6
Total Remaining Under Supervision On June 30, 1980	11,641	10,669	972	3,566	2,913	653	4

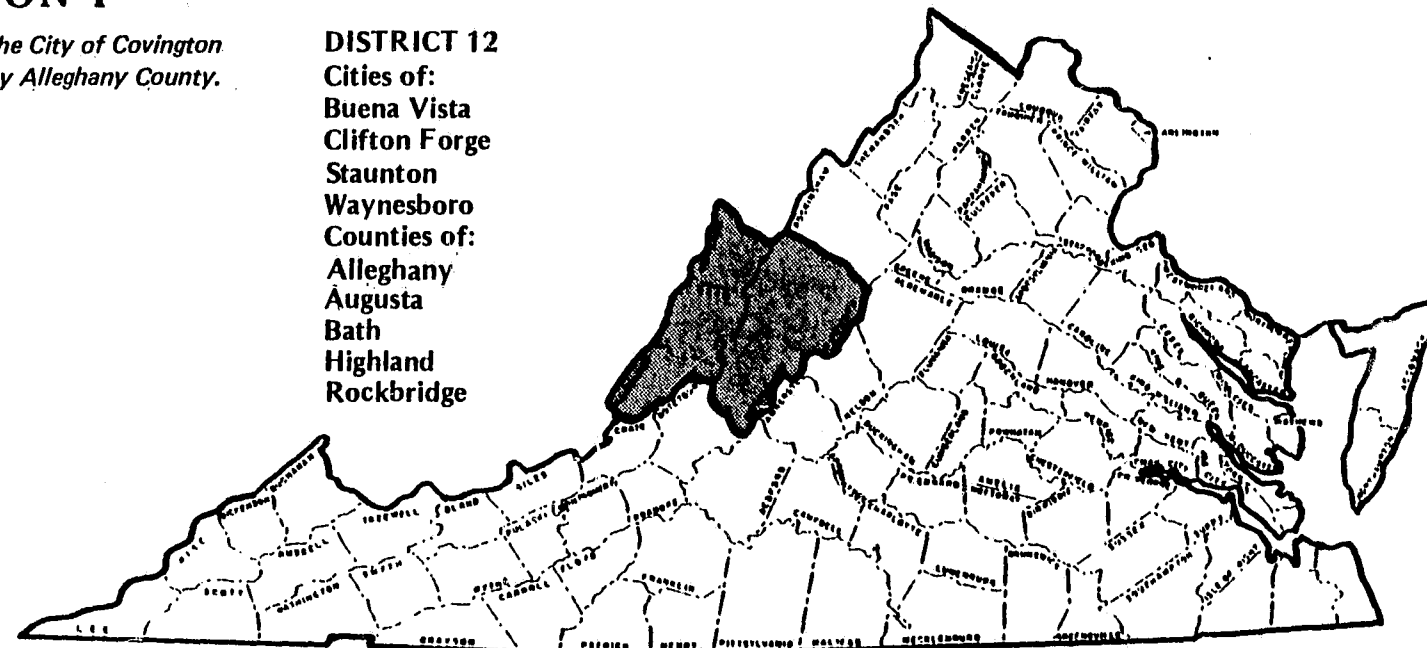
*Mandatory Parole Release law first went into effect on July 1, 1979.

REGION I

NOTE: The City of Covington
is served by Allegheny County.

DISTRICT 12

Cities of:
Buena Vista
Clifton Forge
Staunton
Waynesboro
Counties of:
Allegheny
Augusta
Bath
Highland
Rockbridge

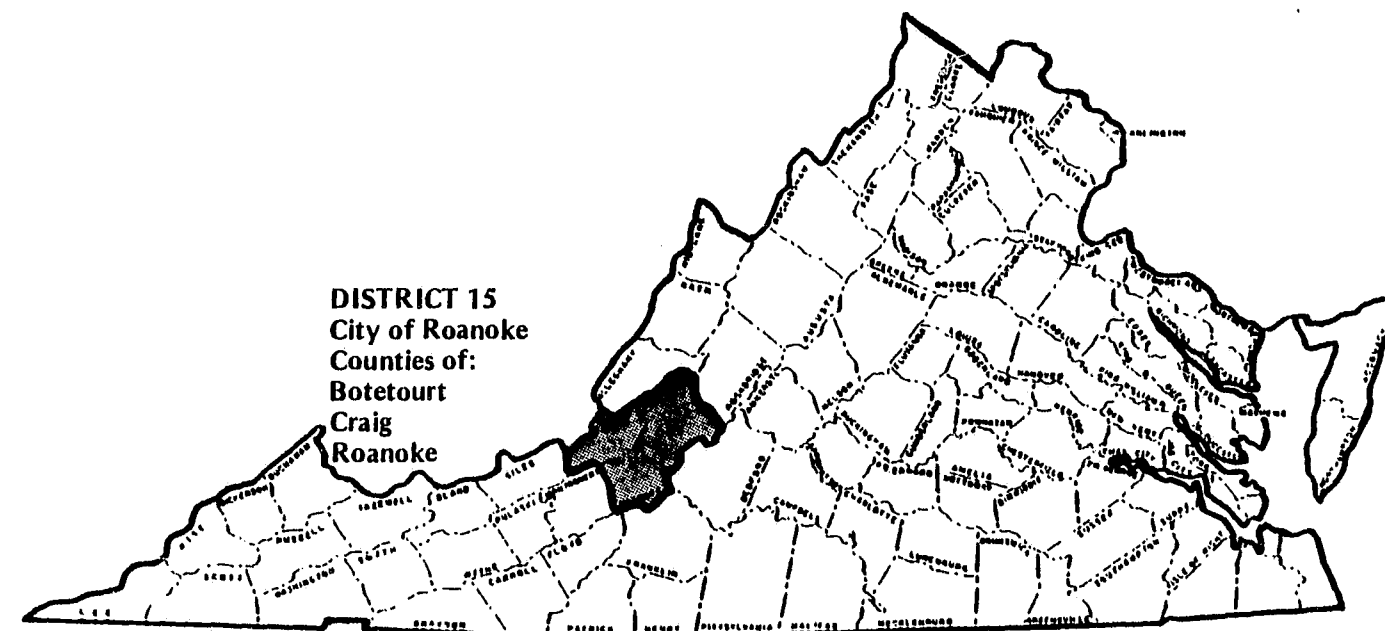


	PROBATION CASELOADS		PAROLE/PARDON CASELOADS *
	Circuit Courts	District Courts	
UNDER SUPERVISION JULY 1, 1979	544	33	90
TOTAL RECEIVED FOR SUPERVISION DURING FISCAL YEAR	264	22	114
TOTAL UNDER SUPERVISION DURING FISCAL YEAR	808	55	204
TOTAL REMOVED FROM SUPERVISION DURING FISCAL YEAR	201	31	139
TOTAL REMAINING UNDER SUPERVISION ON JUNE 30, 1980	607	24	65
INVESTIGATIONS COMPLETED DURING FISCAL YEAR **			
Local Court Pre and Post Sentence Reports	150		
Other Pre and Post Sentence Reports	99		
Field Reports	44		
Miscellaneous Reports	281		
TOTAL	574		

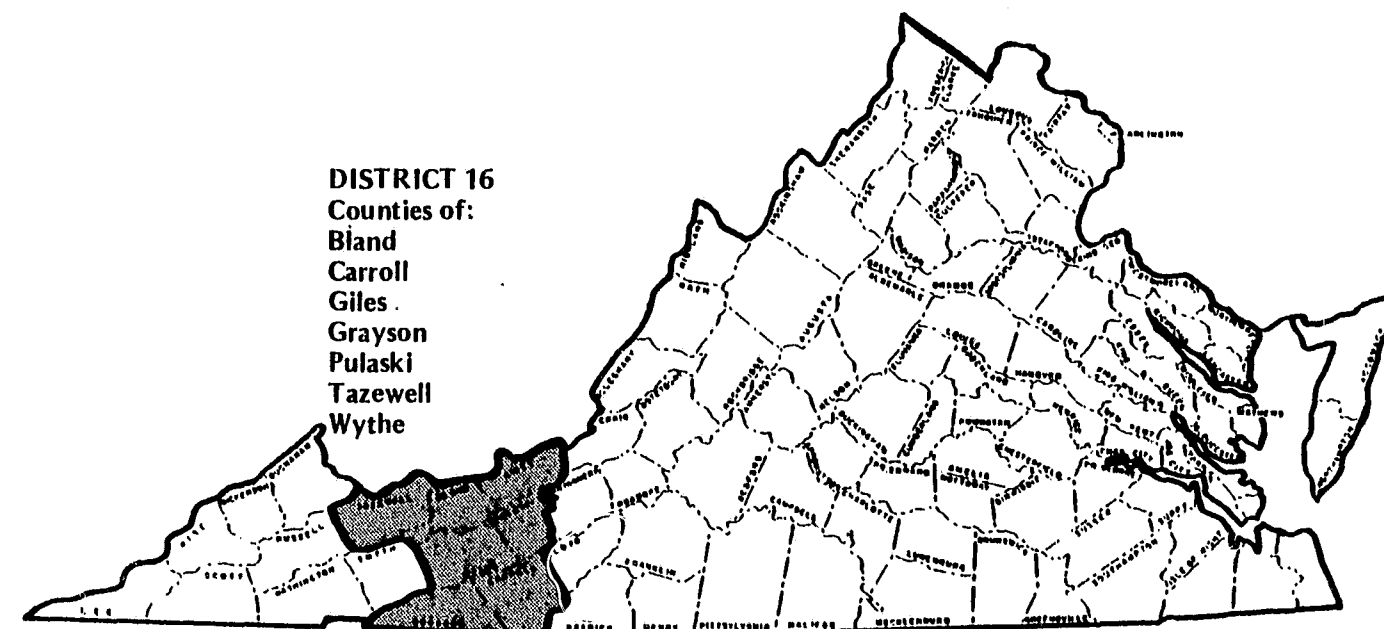
NOTES APPLICABLE TO ALL DISTRICTS:

* The category of Parole/Pardon Caseloads includes both discretionary and mandatory parolees.

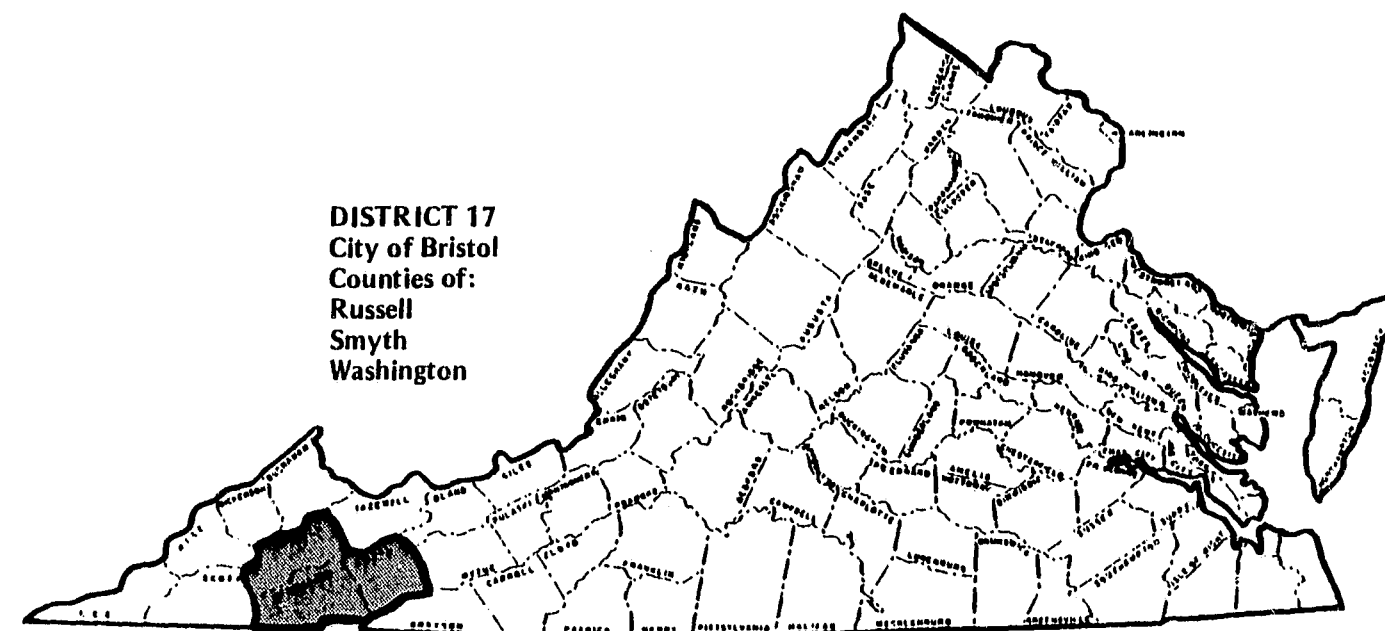
** Due to changes in the weighting system, Offense Reports are included with Field Reports for July through December, 1979. However, Offense Reports are included with Miscellaneous Reports for January through June, 1980.



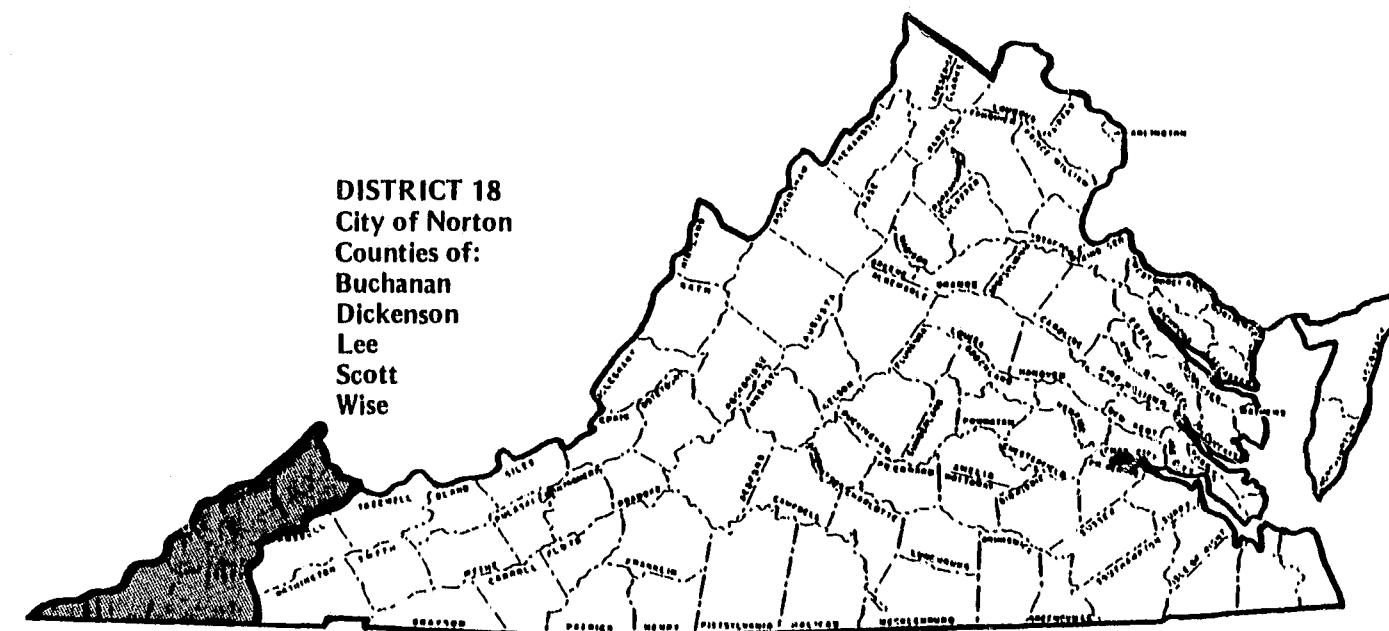
	PROBATION CASELOADS		PAROLE/PARDON CASELOADS
	Circuit Courts	District Courts	
UNDER SUPERVISION JULY 1, 1979	866	11	159
TOTAL RECEIVED FOR SUPERVISION DURING FISCAL YEAR	423	10	180
TOTAL UNDER SUPERVISION DURING FISCAL YEAR	1,289	21	339
TOTAL REMOVED FROM SUPERVISION DURING FISCAL YEAR	405	10	155
TOTAL REMAINING UNDER SUPERVISION ON JUNE 30, 1980	884	11	184
INVESTIGATIONS COMPLETED DURING FISCAL YEAR			
Local Court Pre and Post Sentence Reports	399		
Other Pre and Post Sentence Reports	16		
Field Reports	24		
Miscellaneous Reports	503		
TOTAL	942		



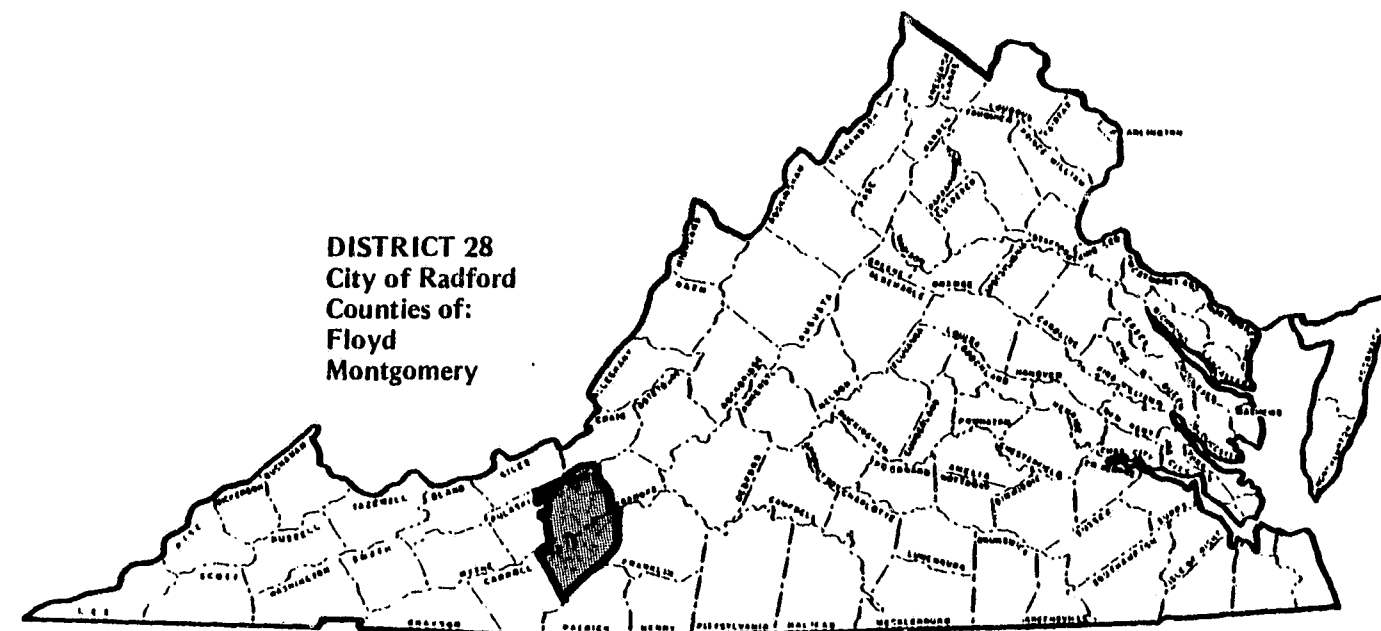
	PROBATION CASELOADS		PAROLE/PARDON CASELOADS
	Circuit Courts	District Courts	
UNDER SUPERVISION JULY 1, 1979	447	160	84
TOTAL RECEIVED FOR SUPERVISION DURING FISCAL YEAR	356	157	120
TOTAL UNDER SUPERVISION DURING FISCAL YEAR	803	317	204
TOTAL REMOVED FROM SUPERVISION DURING FISCAL YEAR	307	176	114
TOTAL REMAINING UNDER SUPERVISION ON JUNE 30, 1980	496	141	90
INVESTIGATIONS COMPLETED DURING FISCAL YEAR			
Local Court Pre and Post Sentence Reports	211		
Other Pre and Post Sentence Reports	66		
Field Reports	89		
Miscellaneous Reports	401		
TOTAL	767		



	PROBATION CASELOADS		PAROLE/PARDON CASELOADS
	Circuit Courts	District Courts	
UNDER SUPERVISION JULY 1, 1979	205	67	60
TOTAL RECEIVED FOR SUPERVISION DURING FISCAL YEAR	153	60	67
TOTAL UNDER SUPERVISION DURING FISCAL YEAR	358	127	127
TOTAL REMOVED FROM SUPERVISION DURING FISCAL YEAR	119	67	65
TOTAL REMAINING UNDER SUPERVISION ON JUNE 30, 1980	239	60	62
INVESTIGATIONS COMPLETED DURING FISCAL YEAR			
Local Court Pre and Post Sentence Reports	169		
Other Pre and Post Sentence Reports	29		
Field Reports	81		
Miscellaneous Reports	160		
TOTAL	439		



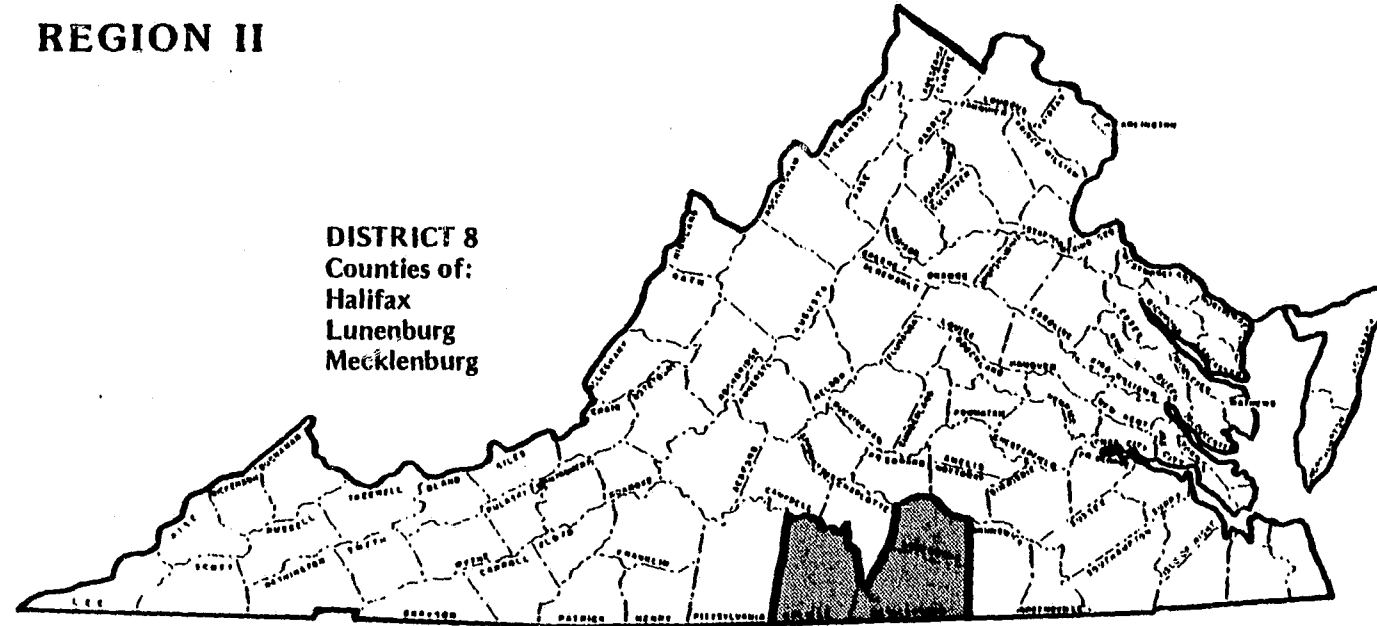
	PROBATION CASELOADS		PAROLE/PARDON CASELOADS
	Circuit Courts	District Courts	
UNDER SUPERVISION JULY 1, 1979	157	36	37
TOTAL RECEIVED FOR SUPERVISION DURING FISCAL YEAR	126	53	60
TOTAL UNDER SUPERVISION DURING FISCAL YEAR	283	89	97
TOTAL REMOVED FROM SUPERVISION DURING FISCAL YEAR	97	39	41
TOTAL REMAINING UNDER SUPERVISION ON JUNE 30, 1980	186	50	56
INVESTIGATIONS COMPLETED DURING FISCAL YEAR			
Local Court Pre and Post Sentence Reports	100		
Other Pre and Post Sentence Reports	48		
Field Reports	21		
Miscellaneous Reports	176		
TOTAL	345		



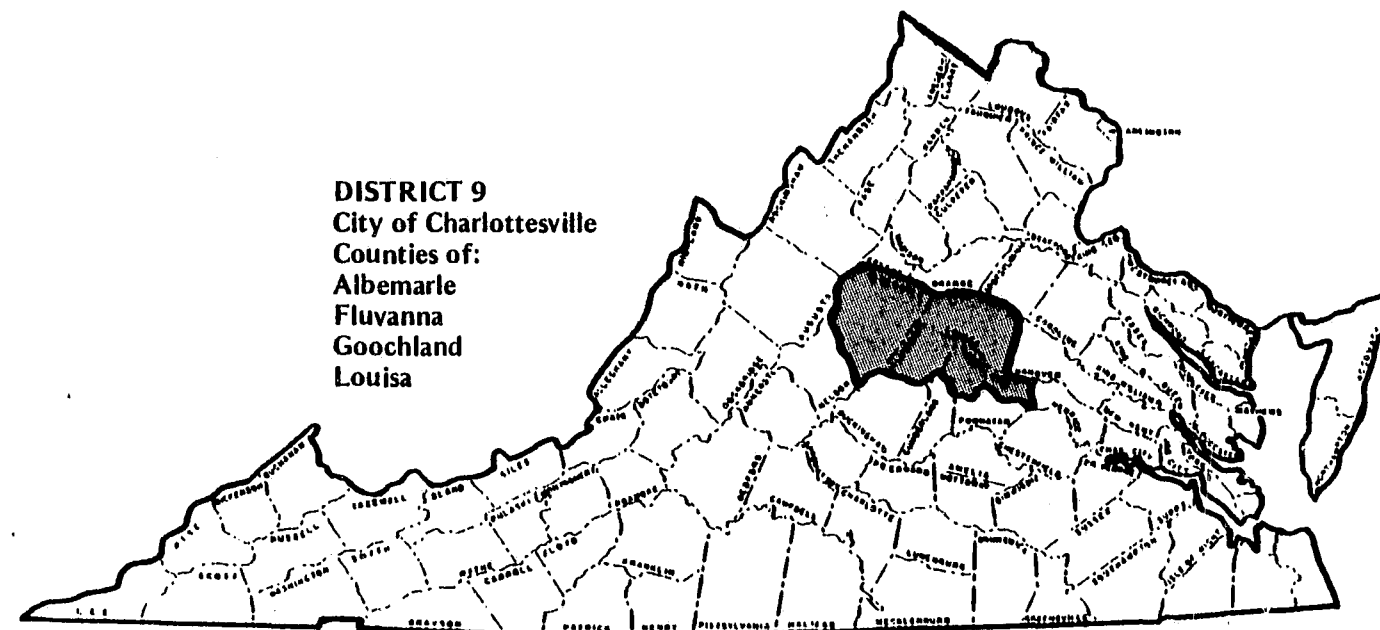
	PROBATION CASELOADS		PAROLE/PARDON CASELOADS
	Circuit Courts	District Courts	
UNDER SUPERVISION JULY 1, 1979	147	32	16
TOTAL RECEIVED FOR SUPERVISION DURING FISCAL YEAR	96	48	49
TOTAL UNDER SUPERVISION DURING FISCAL YEAR	243	80	65
TOTAL REMOVED FROM SUPERVISION DURING FISCAL YEAR	83	50	33
TOTAL REMAINING UNDER SUPERVISION ON JUNE 30, 1980	160	30	32
INVESTIGATIONS COMPLETED DURING FISCAL YEAR			
Local Court Pre and Post Sentence Reports	57		
Other Pre and Post Sentence Reports	30		
Field Reports	12		
Miscellaneous Reports	176		
TOTAL	275		

REGION II

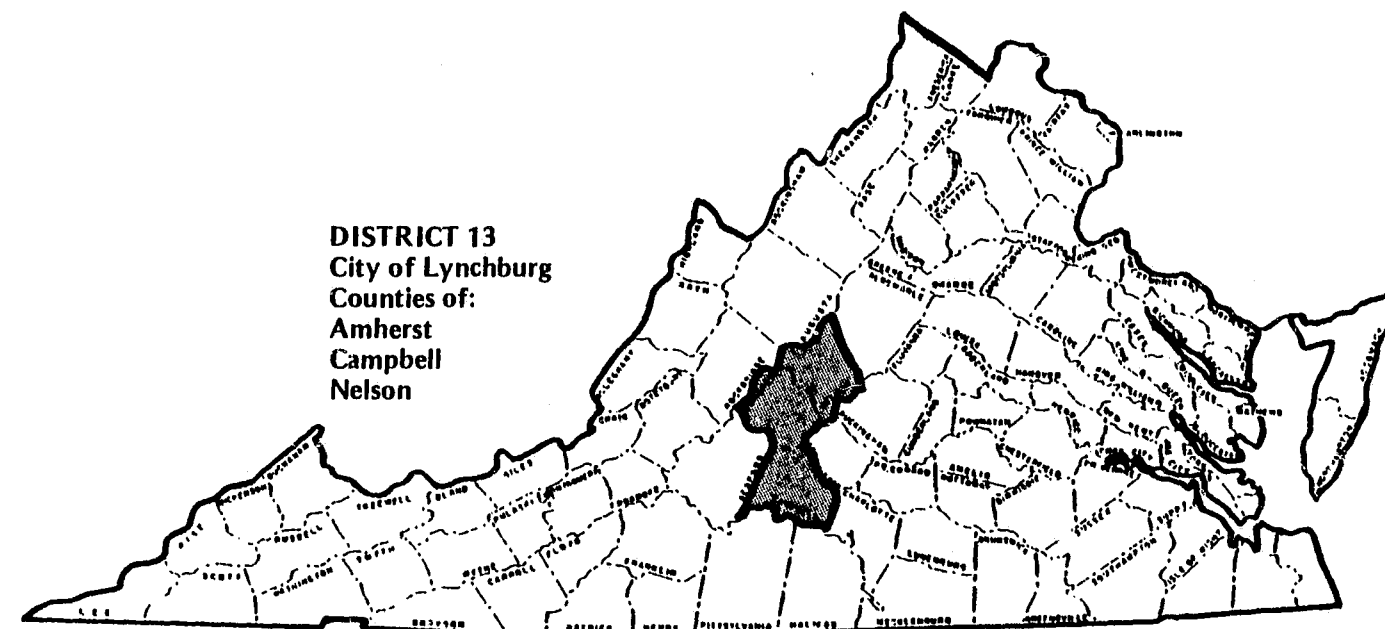
DISTRICT 8
Counties of:
Halifax
Lunenburg
Mecklenburg



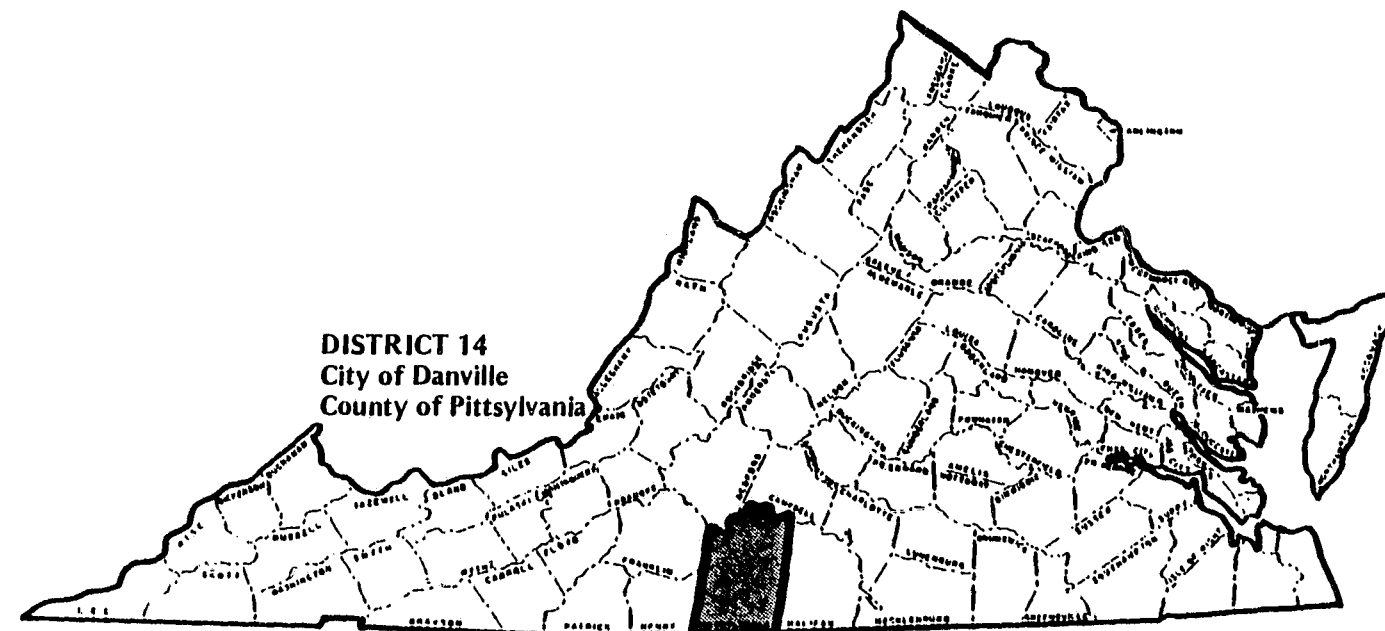
	PROBATION CASELOADS		PAROLE/PARDON CASELOADS
	Circuit Courts	District Courts	
UNDER SUPERVISION JULY 1, 1979	85	4	31
TOTAL RECEIVED FOR SUPERVISION DURING FISCAL YEAR	23	7	41
TOTAL UNDER SUPERVISION DURING FISCAL YEAR	108	11	72
TOTAL REMOVED FROM SUPERVISION DURING FISCAL YEAR	50	6	30
TOTAL REMAINING UNDER SUPERVISION ON JUNE 30, 1980	58	5	42
INVESTIGATIONS COMPLETED DURING FISCAL YEAR			
Local Court Pre and Post Sentence Reports	76		
Other Pre and Post Sentence Reports	19		
Field Reports	11		
Miscellaneous Reports	155		
TOTAL	261		



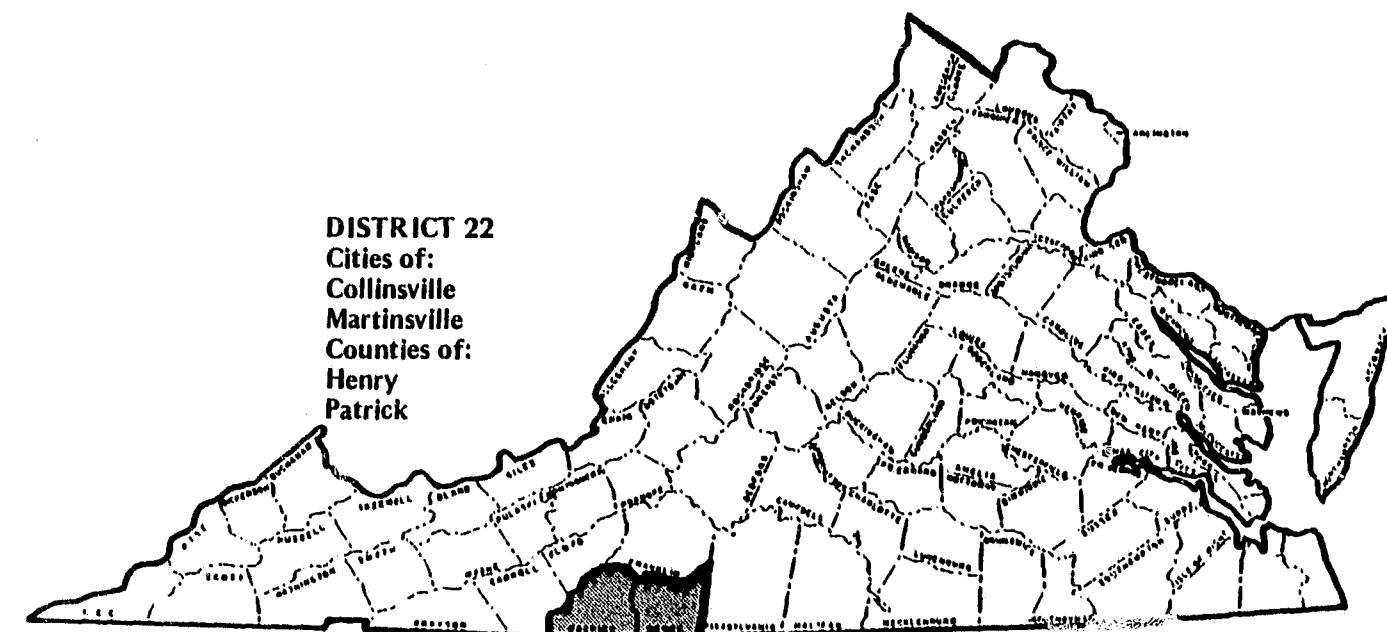
	PROBATION CASELOADS		PAROLE/PARDON CASELOADS
	Circuit Courts	District Courts	
UNDER SUPERVISION JULY 1, 1979	248	14	58
TOTAL RECEIVED FOR SUPERVISION DURING FISCAL YEAR	148	11	118
TOTAL UNDER SUPERVISION DURING FISCAL YEAR	396	25	176
TOTAL REMOVED FROM SUPERVISION DURING FISCAL YEAR	149	13	78
TOTAL REMAINING UNDER SUPERVISION ON JUNE 30, 1980	247	12	98
INVESTIGATIONS COMPLETED DURING FISCAL YEAR			
Local Court Pre and Post Sentence Reports	110		
Other Pre and Post Sentence Reports	24		
Field Reports	40		
Miscellaneous Reports	263		
TOTAL	437		



	PROBATION CASELOADS		PAROLE/PARDON CASELOADS
	Circuit Courts	District Courts	
UNDER SUPERVISION JULY 1, 1979	381	13	82
TOTAL RECEIVED FOR SUPERVISION DURING FISCAL YEAR	248	28	167
TOTAL UNDER SUPERVISION DURING FISCAL YEAR	629	41	249
TOTAL REMOVED FROM SUPERVISION DURING FISCAL YEAR	268	19	120
TOTAL REMAINING UNDER SUPERVISION ON JUNE 30, 1980	361	22	129
INVESTIGATIONS COMPLETED DURING FISCAL YEAR			
Local Court Pre and Post Sentence Reports	195		
Other Pre and Post Sentence Reports	28		
Field Reports	66		
Miscellaneous Reports	306		
TOTAL	595		

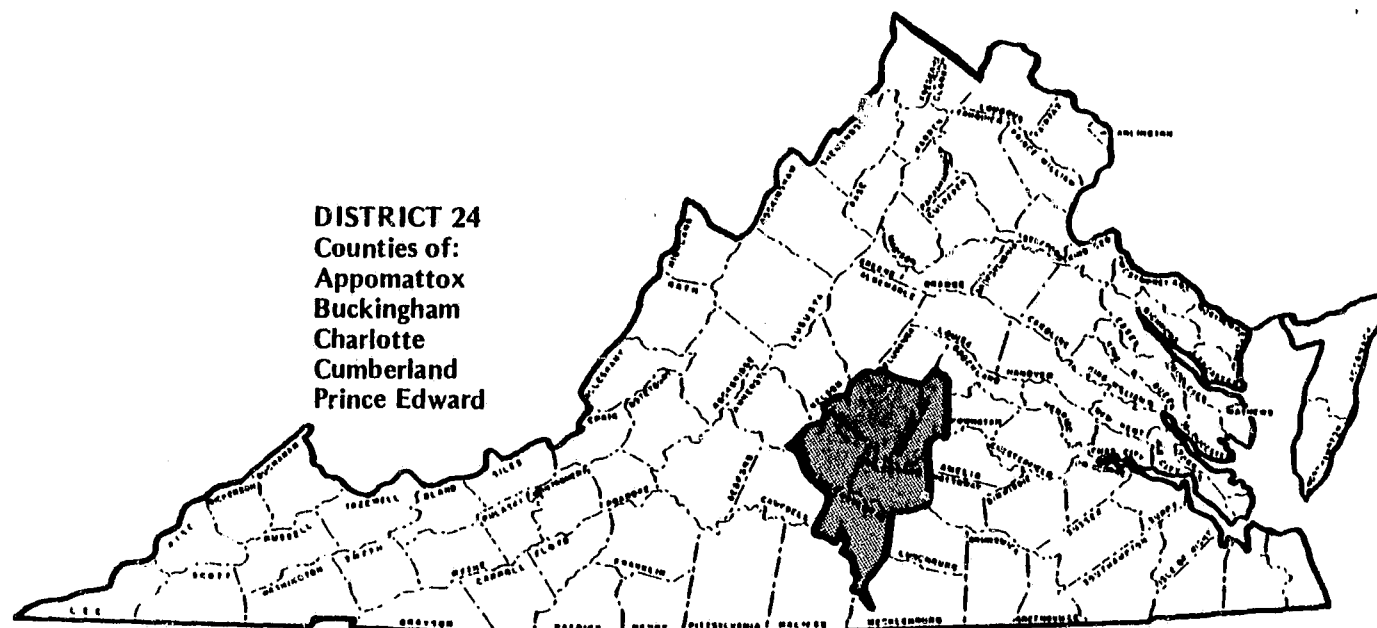


	PROBATION CASELOADS		PAROLE/PARDON CASELOADS
	Circuit Courts	District Courts	
UNDER SUPERVISION JULY 1, 1979	284	66	112
TOTAL RECEIVED FOR SUPERVISION DURING FISCAL YEAR	252	50	91
TOTAL UNDER SUPERVISION DURING FISCAL YEAR	536	116	203
TOTAL REMOVED FROM SUPERVISION DURING FISCAL YEAR	212	67	82
TOTAL REMAINING UNDER SUPERVISION ON JUNE 30, 1980	324	49	121
INVESTIGATIONS COMPLETED DURING FISCAL YEAR			
Local Court Pre and Post Sentence Reports	296		
Other Pre and Post Sentence Reports	13		
Field Reports	37		
Miscellaneous Reports	245		
TOTAL	591		

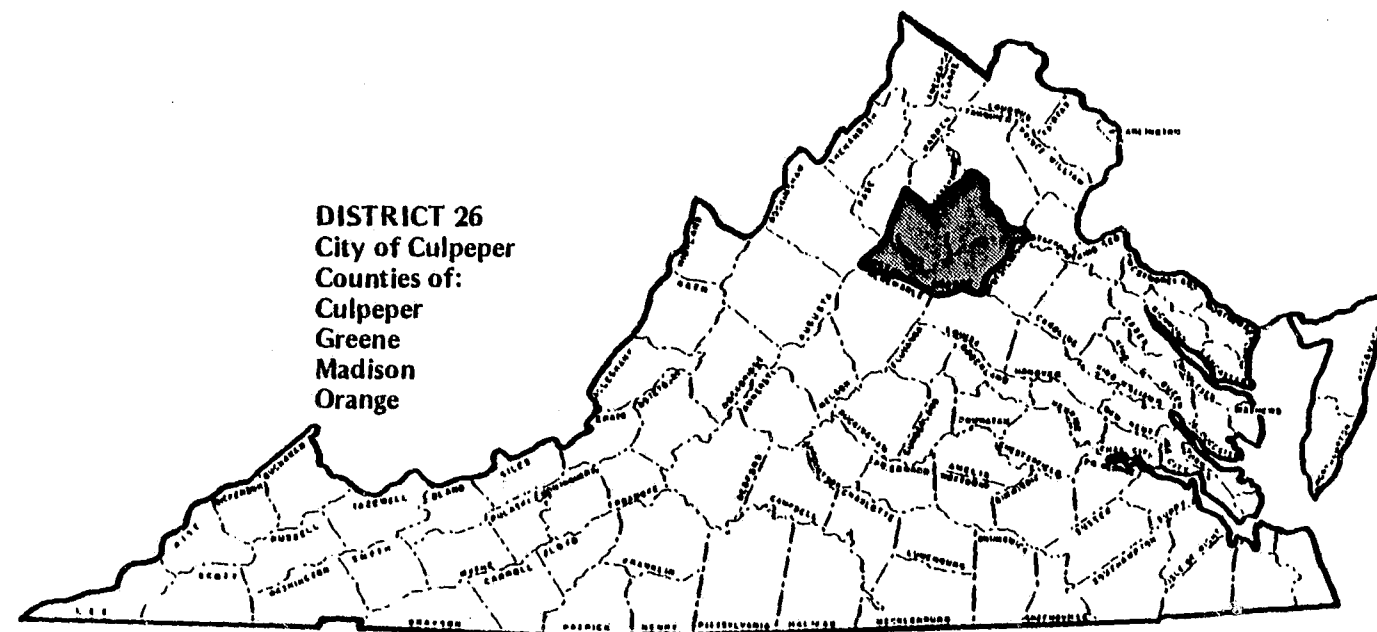


	PROBATION CASELOADS		PAROLE/PARDON CASELOADS
	Circuit Courts	District Courts	
UNDER SUPERVISION JULY 1, 1979	280	25	118
TOTAL RECEIVED FOR SUPERVISION DURING FISCAL YEAR	189	27	121
TOTAL UNDER SUPERVISION DURING FISCAL YEAR	469	52	239
TOTAL REMOVED FROM SUPERVISION DURING FISCAL YEAR	163	19	109
TOTAL REMAINING UNDER SUPERVISION ON JUNE 30, 1980	306	33	130
INVESTIGATIONS COMPLETED DURING FISCAL YEAR			
Local Court Pre and Post Sentence Reports	94		
Other Pre and Post Sentence Reports	78		
Field Reports	77		
Miscellaneous Reports	307		
TOTAL	556		

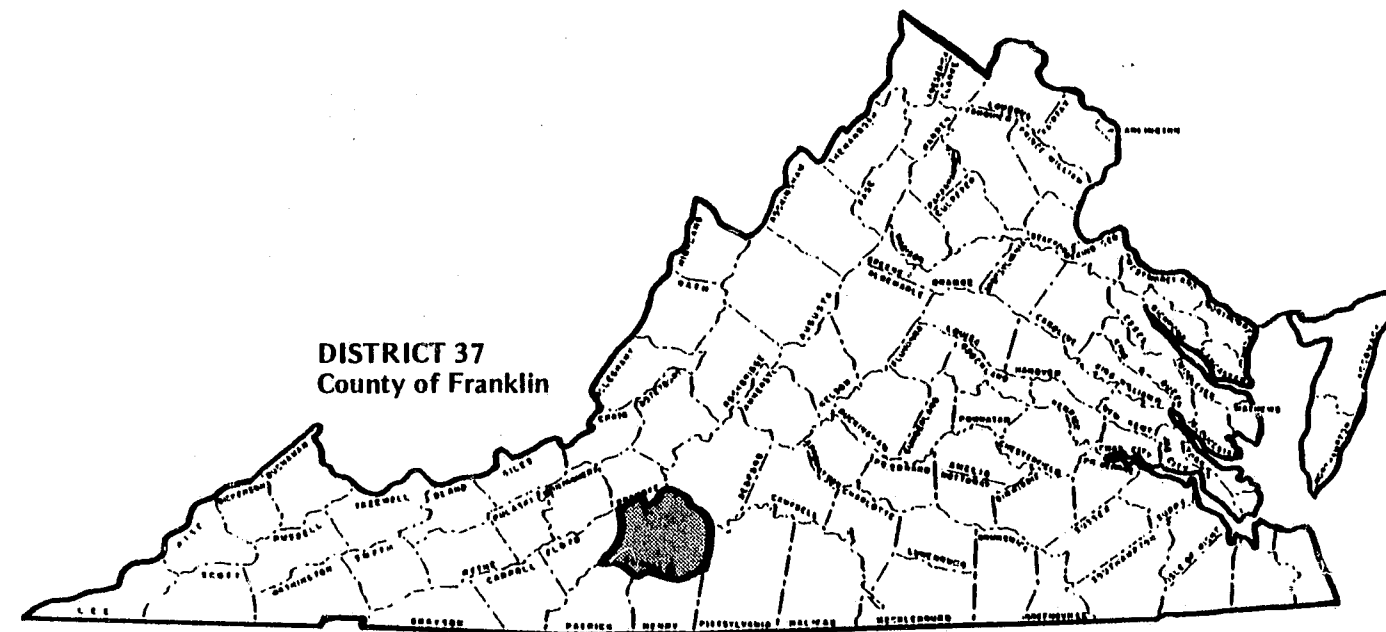
DISTRICT 24
 Counties of:
 Appomattox
 Buckingham
 Charlotte
 Cumberland
 Prince Edward



	PROBATION CASELOADS		PAROLE/PARDON CASELOADS
	Circuit Courts	District Courts	
UNDER SUPERVISION JULY 1, 1979	97	22	16
TOTAL RECEIVED FOR SUPERVISION DURING FISCAL YEAR	53	22	32
TOTAL UNDER SUPERVISION DURING FISCAL YEAR	150	44	48
TOTAL REMOVED FROM SUPERVISION DURING FISCAL YEAR	49	27	19
TOTAL REMAINING UNDER SUPERVISION ON JUNE 30, 1980	101	17	29
INVESTIGATIONS COMPLETED DURING FISCAL YEAR			
Local Court Pre and Post Sentence Reports	176		
Other Pre and Post Sentence Reports	26		
Field Reports	35		
Miscellaneous Reports	312		
TOTAL	549		

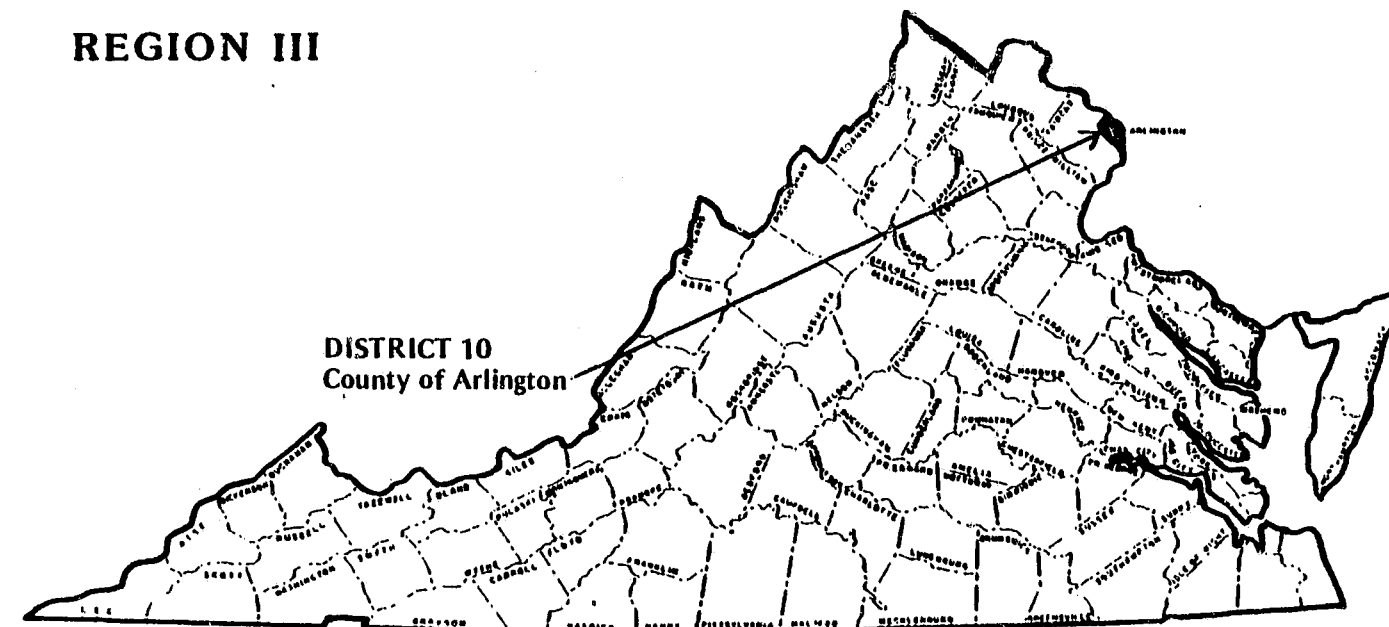


	PROBATION CASELOADS		PAROLE/PARDON CASELOADS
	Circuit Courts	District Courts	
UNDER SUPERVISION JULY 1, 1979	119	4	26
TOTAL RECEIVED FOR SUPERVISION DURING FISCAL YEAR	85	4	54
TOTAL UNDER SUPERVISION DURING FISCAL YEAR	204	8	80
TOTAL REMOVED FROM SUPERVISION DURING FISCAL YEAR	67	4	43
TOTAL REMAINING UNDER SUPERVISION ON JUNE 30, 1980	137	4	37
INVESTIGATIONS COMPLETED DURING FISCAL YEAR			
Local Court Pre and Post Sentence Reports	52		
Other Pre and Post Sentence Reports	6		
Field Reports	24		
Miscellaneous Reports	114		
TOTAL	196		

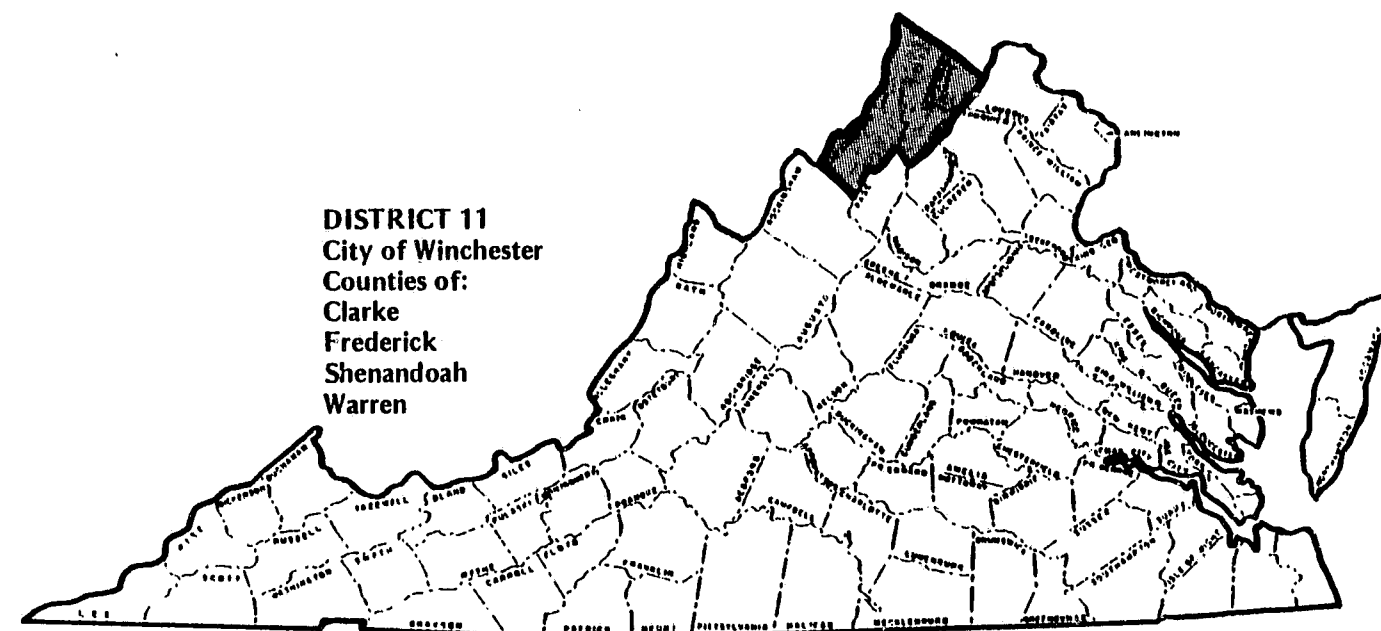


	PROBATION CASELOADS		PAROLE/PARDON CASELOADS
	Circuit Courts	District Courts	
UNDER SUPERVISION JULY 1, 1979	105	0	23
TOTAL RECEIVED FOR SUPERVISION DURING FISCAL YEAR	62	5	24
TOTAL UNDER SUPERVISION DURING FISCAL YEAR	167	5	47
TOTAL REMOVED FROM SUPERVISION DURING FISCAL YEAR	54	2	17
TOTAL REMAINING UNDER SUPERVISION ON JUNE 30, 1980	113	3	30
INVESTIGATIONS COMPLETED DURING FISCAL YEAR			
Local Court Pre and Post Sentence Reports	36		
Other Pre and Post Sentence Reports	8		
Field Reports	12		
Miscellaneous Reports	68		
TOTAL	124		

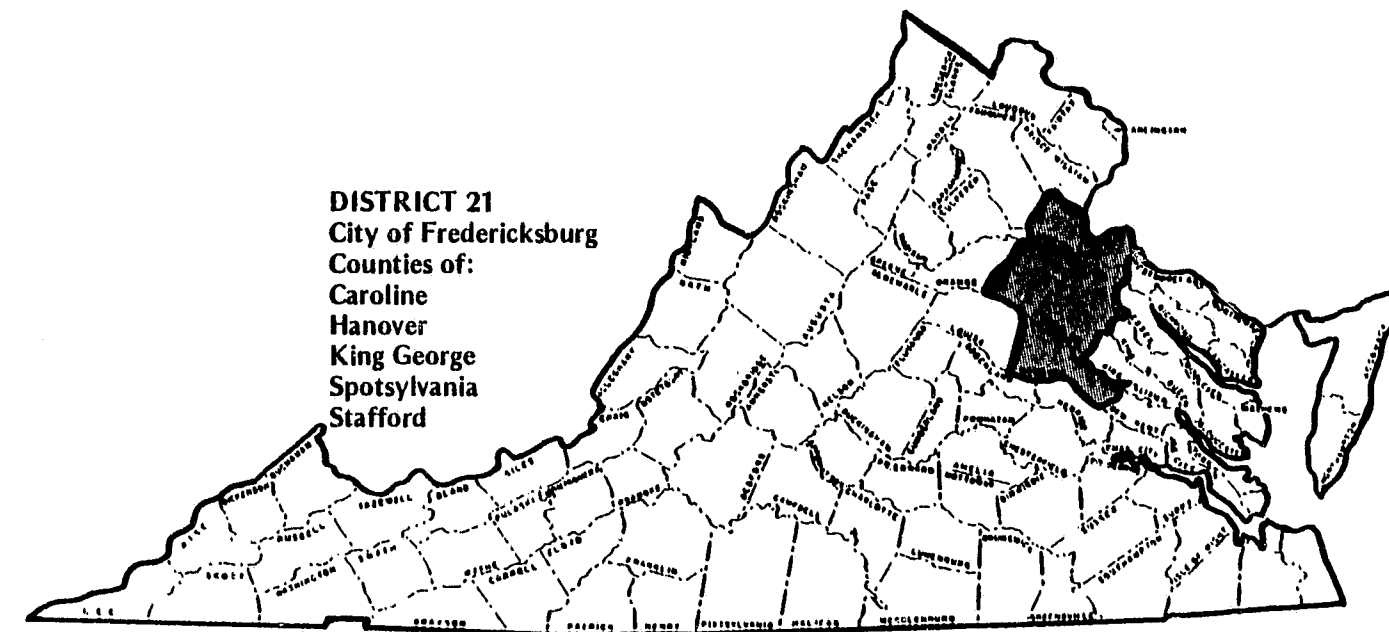
REGION III



	PROBATION CASELOADS		PAROLE/PARDON CASELOADS
	Circuit Courts	District Courts	
UNDER SUPERVISION JULY 1, 1979	305	50	55
TOTAL RECEIVED FOR SUPERVISION DURING FISCAL YEAR	252	88	81
TOTAL UNDER SUPERVISION DURING FISCAL YEAR	557	138	136
TOTAL REMOVED FROM SUPERVISION DURING FISCAL YEAR	196	62	60
TOTAL REMAINING UNDER SUPERVISION ON JUNE 30, 1980	361	76	76
INVESTIGATIONS COMPLETED DURING FISCAL YEAR			
Local Court Pre and Post Sentence Reports	344		
Other Pre and Post Sentence Reports	16		
Field Reports	20		
Miscellaneous Reports	255		
TOTAL	635		



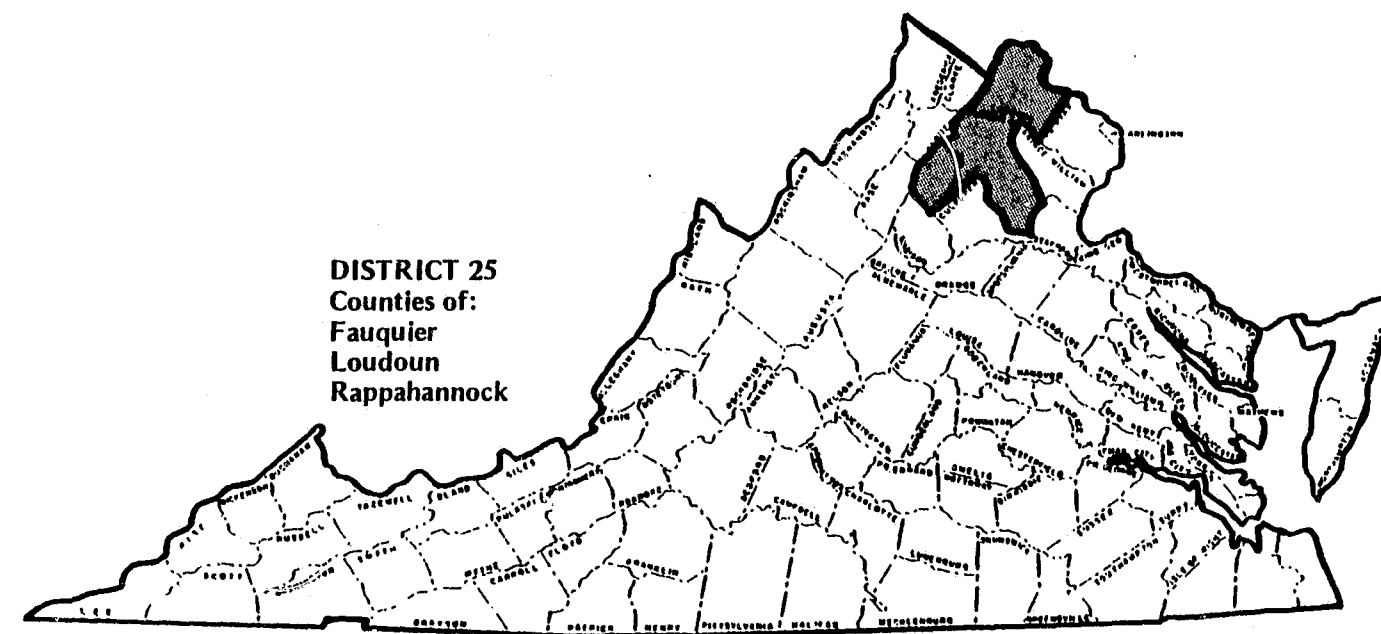
	PROBATION CASELOADS		PAROLE/PARDON CASELOADS
	Circuit Courts	District Courts	
UNDER SUPERVISION JULY 1, 1979	304	4	45
TOTAL RECEIVED FOR SUPERVISION DURING FISCAL YEAR	174	10	72
TOTAL UNDER SUPERVISION DURING FISCAL YEAR	478	14	117
TOTAL REMOVED FROM SUPERVISION DURING FISCAL YEAR	134	4	61
TOTAL REMAINING UNDER SUPERVISION ON JUNE 30, 1980	344	10	56
INVESTIGATIONS COMPLETED DURING FISCAL YEAR			
Local Court Pre and Post Sentence Reports	101		
Other Pre and Post Sentence Reports	27		
Field Reports	28		
Miscellaneous Reports	244		
TOTAL	400		



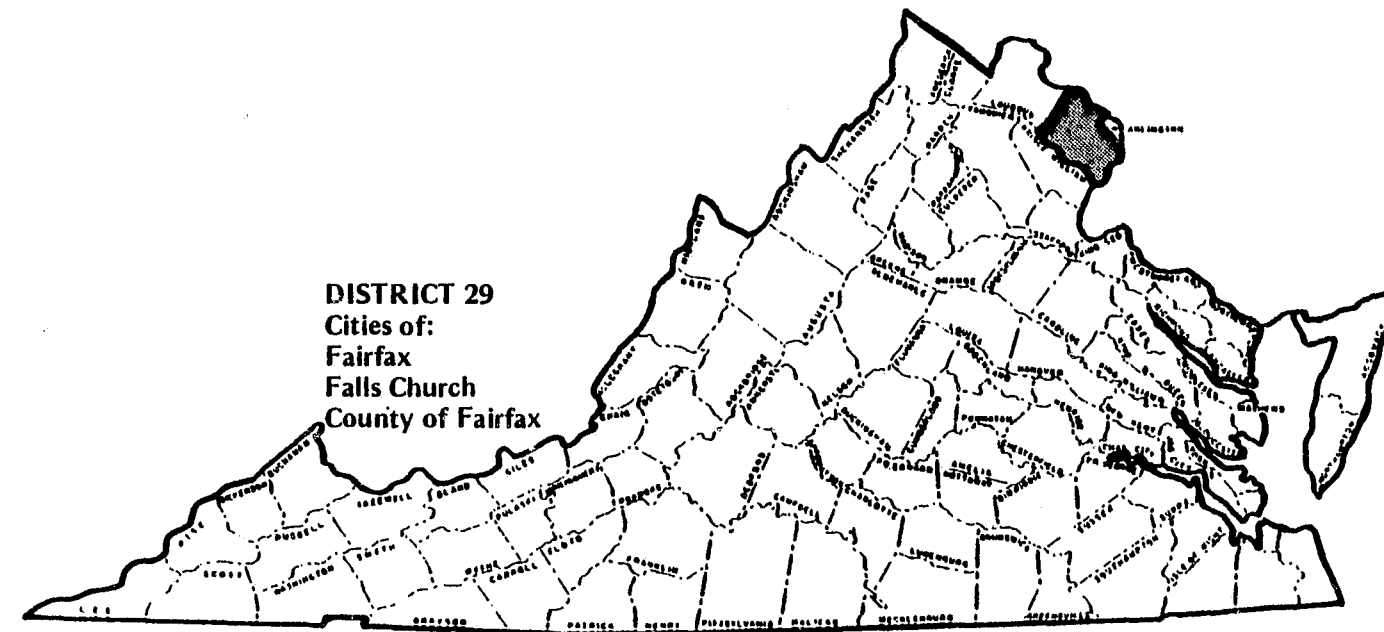
	PROBATION CASELOADS		PAROLE/PARDON CASELOADS
	Circuit Courts	District Courts	
UNDER SUPERVISION JULY 1, 1979	148	28	65
TOTAL RECEIVED FOR SUPERVISION DURING FISCAL YEAR	114	22	103
TOTAL UNDER SUPERVISION DURING FISCAL YEAR	262	50	168
TOTAL REMOVED FROM SUPERVISION DURING FISCAL YEAR	107	27	82
TOTAL REMAINING UNDER SUPERVISION ON JUNE 30, 1980	155	23	86
INVESTIGATIONS COMPLETED DURING FISCAL YEAR			
Local Court Pre and Post Sentence Reports	84		
Other Pre and Post Sentence Reports	11		
Field Reports	39		
Miscellaneous Reports	296		
TOTAL	430		

CONTINUED

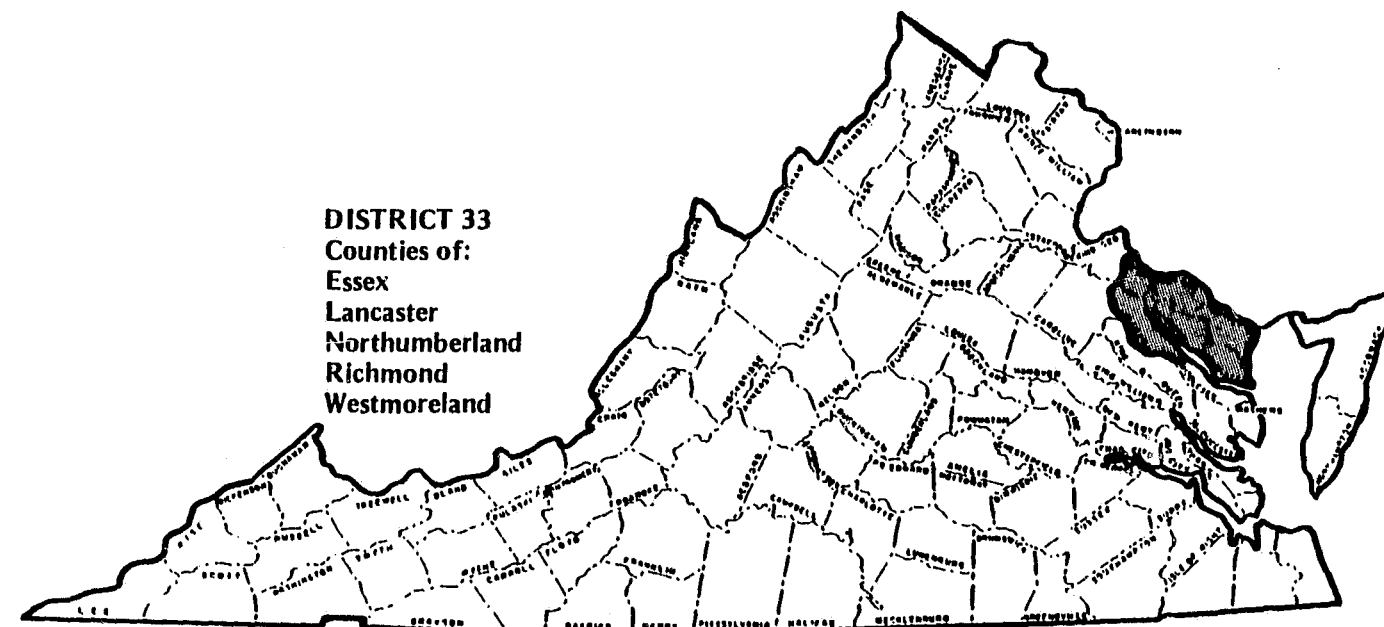
2 OF 3



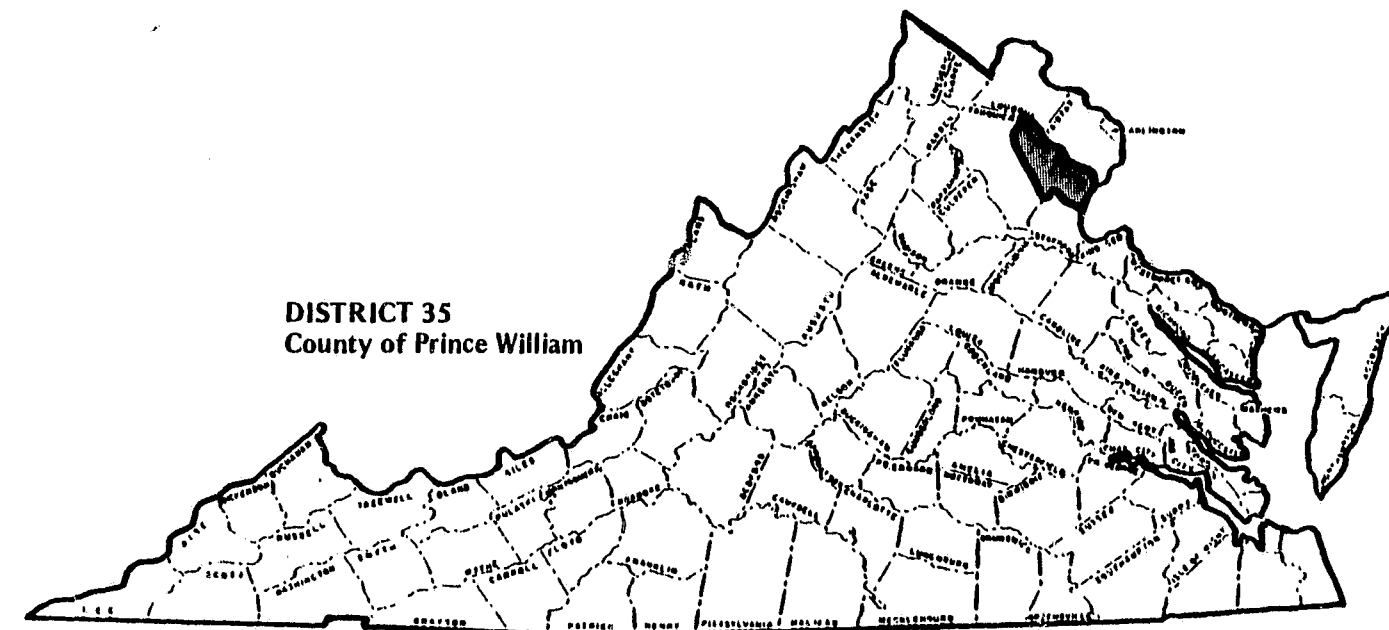
	PROBATION CASELOADS		PAROLE/PARDON CASELOADS
	Circuit Courts	District Courts	
UNDER SUPERVISION JULY 1, 1979	157	16	30
TOTAL RECEIVED FOR SUPERVISION DURING FISCAL YEAR	97	19	39
TOTAL UNDER SUPERVISION DURING FISCAL YEAR	254	35	69
TOTAL REMOVED FROM SUPERVISION DURING FISCAL YEAR	96	12	38
TOTAL REMAINING UNDER SUPERVISION ON JUNE 30, 1980	158	23	31
INVESTIGATIONS COMPLETED DURING FISCAL YEAR			
Local Court Pre and Post Sentence Reports	93		
Other Pre and Post Sentence Reports	17		
Field Reports	10		
Miscellaneous Reports	186		
TOTAL	306		



	PROBATION CASELOADS		PAROLE/PARDON CASELOADS
	Circuit Courts	District Courts	
UNDER SUPERVISION JULY 1, 1979	629	157	120
TOTAL RECEIVED FOR SUPERVISION DURING FISCAL YEAR	462	186	207
TOTAL UNDER SUPERVISION DURING FISCAL YEAR	1,091	343	327
TOTAL REMOVED FROM SUPERVISION DURING FISCAL YEAR	418	178	180
TOTAL REMAINING UNDER SUPERVISION ON JUNE 30, 1980	673	165	147
INVESTIGATIONS COMPLETED DURING FISCAL YEAR			
Local Court Pre and Post Sentence Reports	614		
Other Pre and Post Sentence Reports	52		
Field Reports	26		
Miscellaneous Reports	678		
TOTAL	1,370		

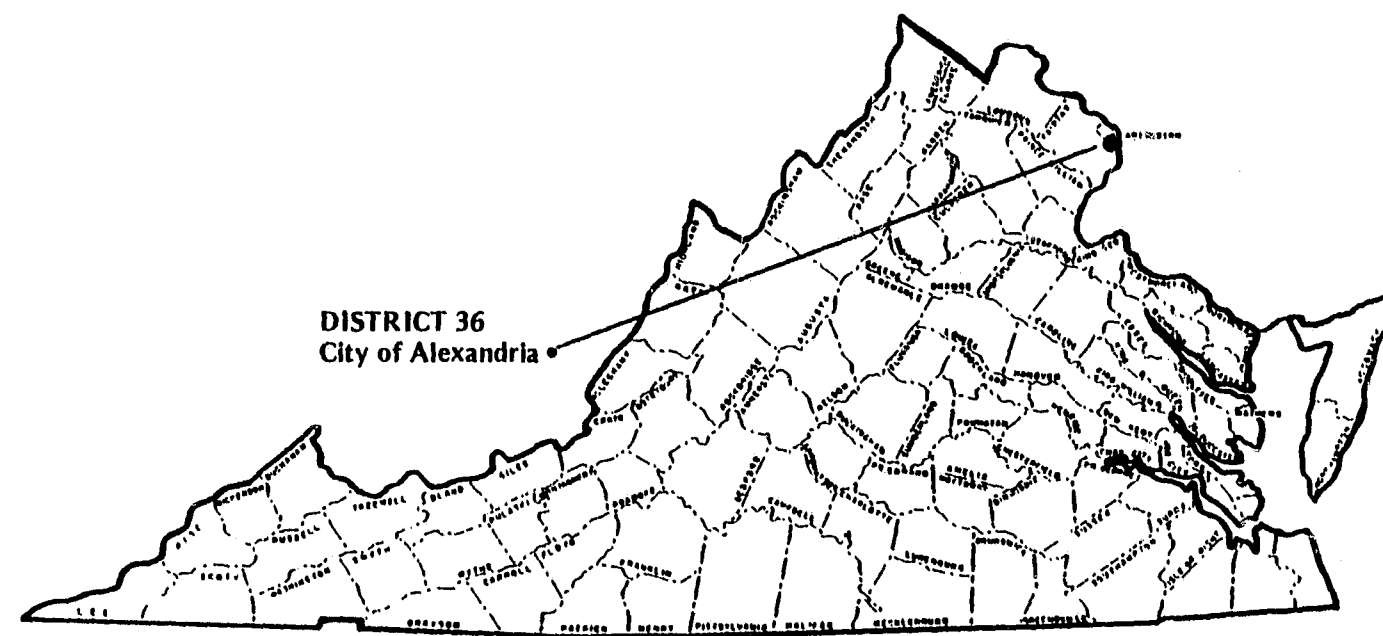


	PROBATION CASELOADS		PAROLE/PARDON CASELOADS
	Circuit Courts	District Courts	
UNDER SUPERVISION JULY 1, 1979	47	1	24
TOTAL RECEIVED FOR SUPERVISION DURING FISCAL YEAR	32	7	40
TOTAL UNDER SUPERVISION DURING FISCAL YEAR	79	8	64
TOTAL REMOVED FROM SUPERVISION DURING FISCAL YEAR	34	5	35
TOTAL REMAINING UNDER SUPERVISION ON JUNE 30, 1980	45	3	29
INVESTIGATIONS COMPLETED DURING FISCAL YEAR			
Local Court Pre and Post Sentence Reports	54		
Other Pre and Post Sentence Reports	10		
Field Reports	9		
Miscellaneous Reports	94		
TOTAL	167		

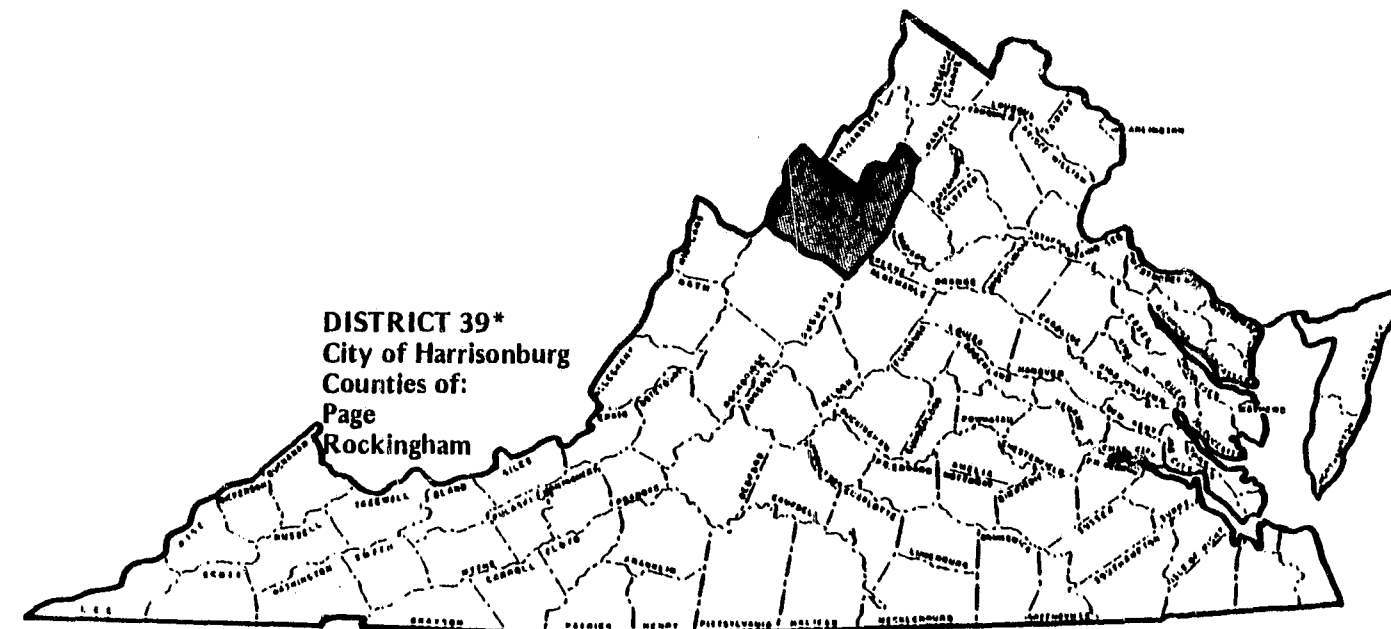


	PROBATION CASELOADS		PAROLE/PARDON CASELOADS
	Circuit Courts	District Courts	
UNDER SUPERVISION JULY 1, 1979	249	12	57
TOTAL RECEIVED FOR SUPERVISION DURING FISCAL YEAR	221	16	84
TOTAL UNDER SUPERVISION DURING FISCAL YEAR	470	28	141
TOTAL REMOVED FROM SUPERVISION DURING FISCAL YEAR	164	15	69
TOTAL REMAINING UNDER SUPERVISION ON JUNE 30, 1980	306	13	72
INVESTIGATIONS COMPLETED DURING FISCAL YEAR			
Local Court Pre and Post Sentence Reports	230		
Other Pre and Post Sentence Reports	26		
Field Reports	7		
Miscellaneous Reports	247		
TOTAL	510		

NOTE: The Cities of Manassas and Manassas Park are served by Prince William County.



	PROBATION CASELOADS		PAROLE/PARDON CASELOADS
	Circuit Courts	District Courts	
UNDER SUPERVISION JULY 1, 1979	261	24	83
TOTAL RECEIVED FOR SUPERVISION DURING FISCAL YEAR	200	31	122
TOTAL UNDER SUPERVISION DURING FISCAL YEAR	461	55	205
TOTAL REMOVED FROM SUPERVISION DURING FISCAL YEAR	204	25	120
TOTAL REMAINING UNDER SUPERVISION ON JUNE 30, 1980	257	30	85
INVESTIGATIONS COMPLETED DURING FISCAL YEAR			
Local Court Pre and Post Sentence Reports	166		
Other Pre and Post Sentence Reports	14		
Field Reports	19		
Miscellaneous Reports	320		
TOTAL	519		

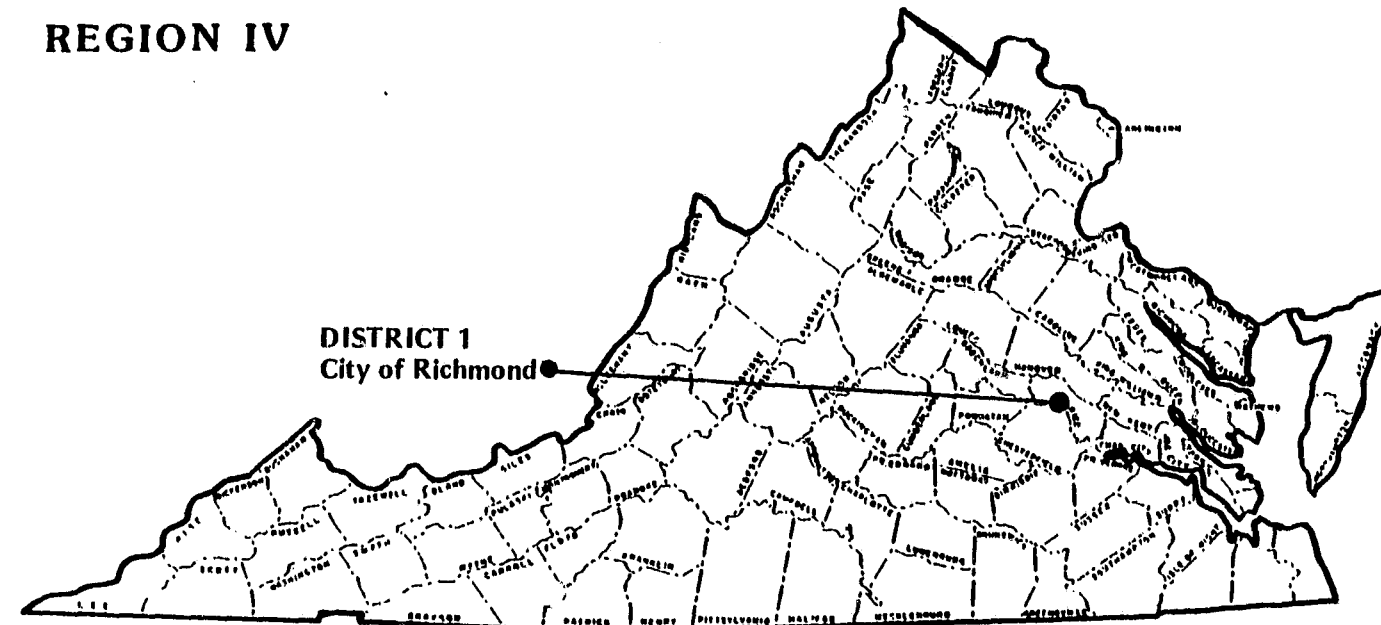


	PROBATION CASELOADS		PAROLE/PARDON CASELOADS
	Circuit Courts	District Courts	
UNDER SUPERVISION JULY 1, 1979	0	0	0
TOTAL RECEIVED FOR SUPERVISION DURING FISCAL YEAR	34	4	71
TOTAL UNDER SUPERVISION DURING FISCAL YEAR	34	4	71
TOTAL REMOVED FROM SUPERVISION DURING FISCAL YEAR	25	2	19
TOTAL REMAINING UNDER SUPERVISION ON JUNE 30, 1980	9	2	52
INVESTIGATIONS COMPLETED DURING FISCAL YEAR			
Local Court Pre and Post Sentence Reports	21		
Other Pre and Post Sentence Reports	5		
Field Reports	0		
Miscellaneous Reports	68		
TOTAL	94		

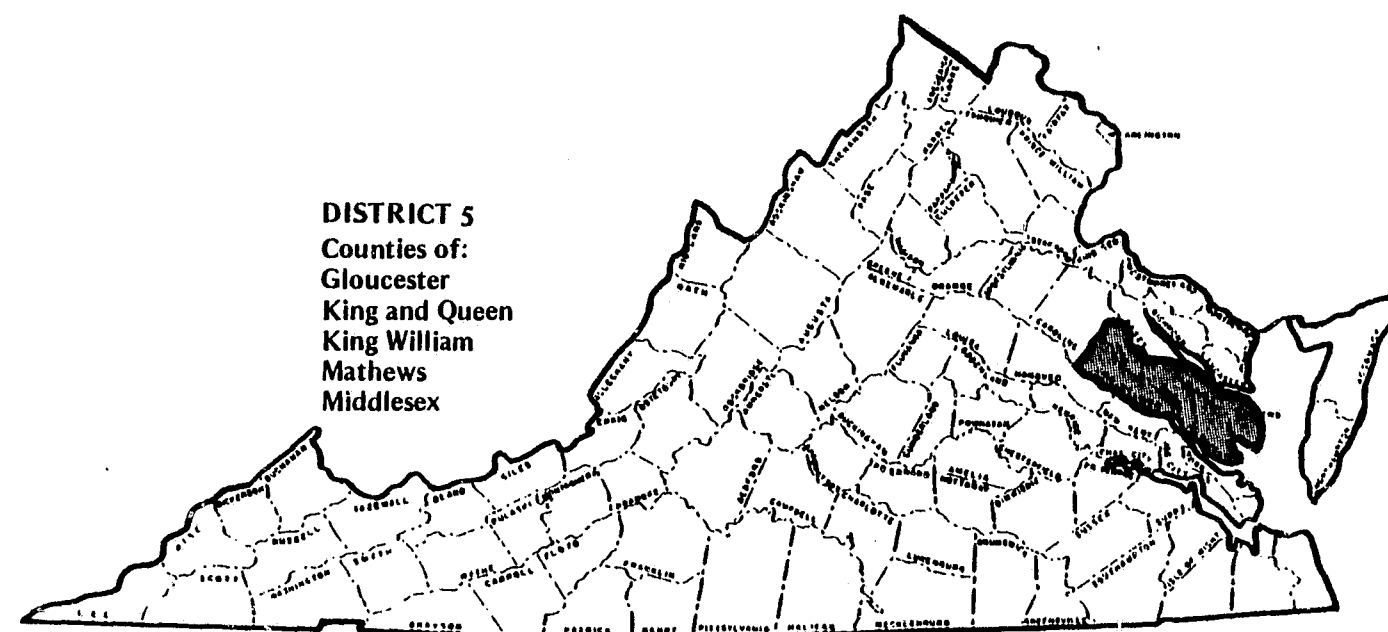
**District 39 began official operation on March 1, 1980. 152 probation cases (146 Circuit Court and 6 District Court) were transferred from other districts in March and are not reflected in the caseload above.*

NOTE: The City of Lexington is served by Rockingham County.

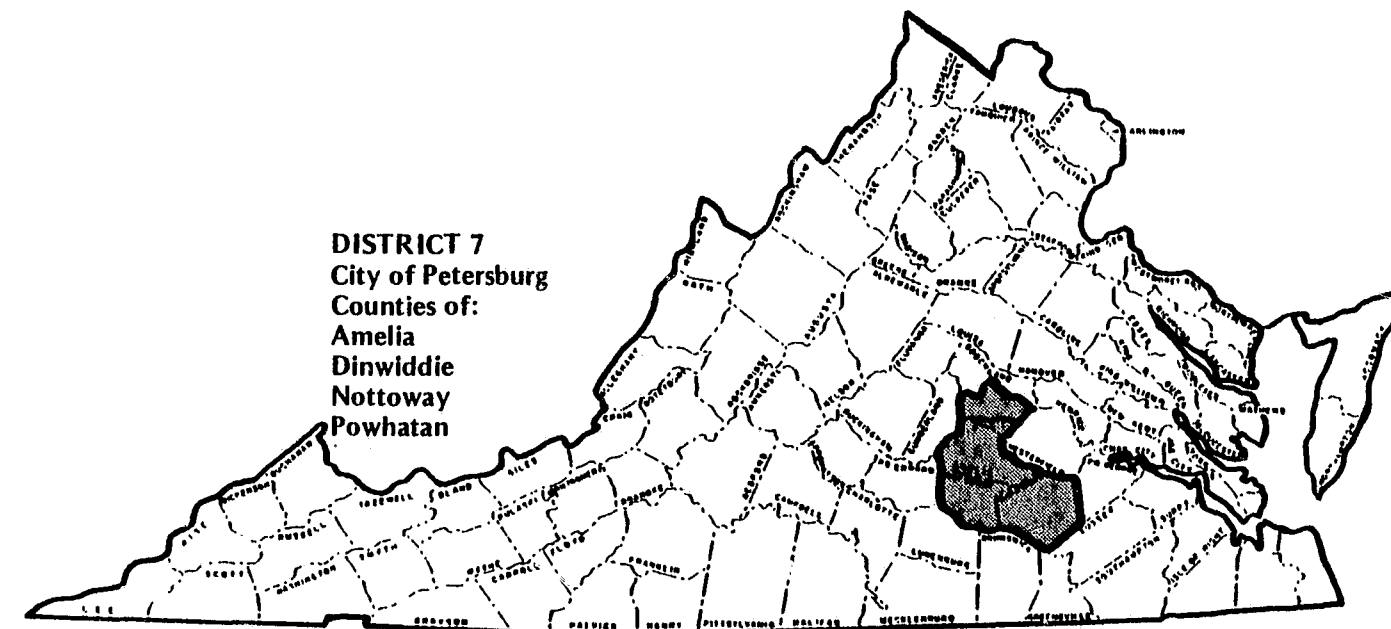
REGION IV



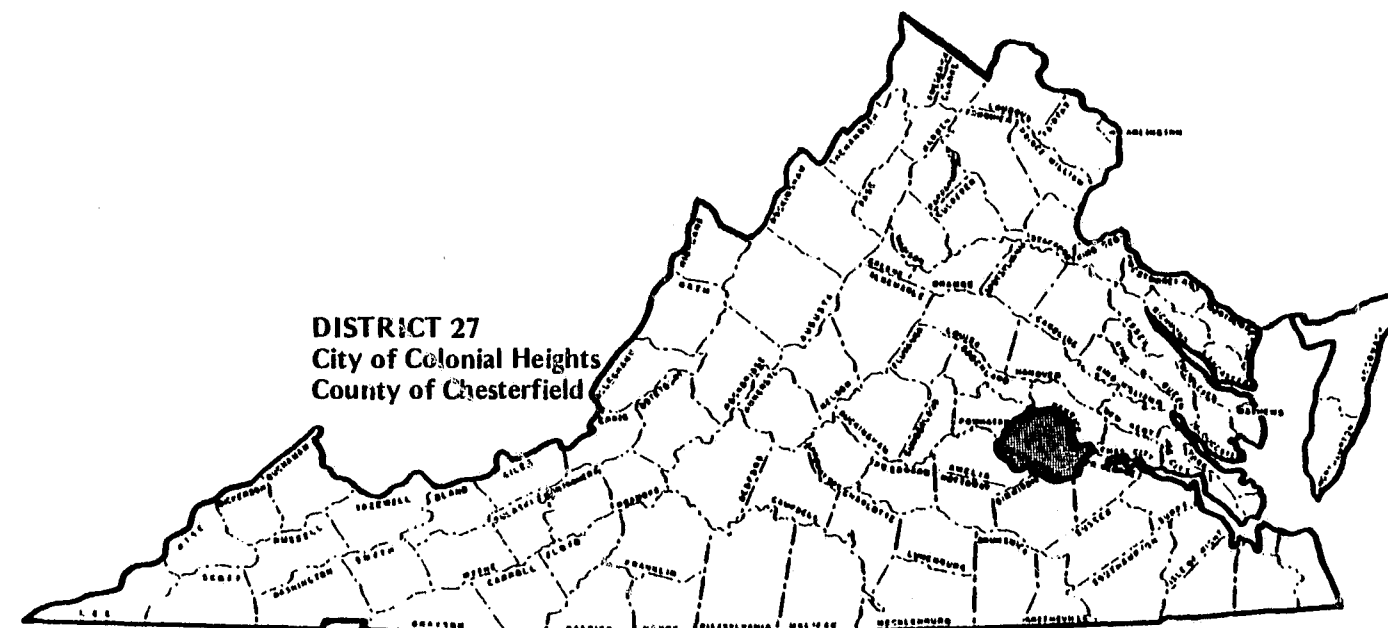
	PROBATION CASELOADS		PAROLE/PARDON CASELOADS
	Circuit Courts	District Courts	
UNDER SUPERVISION JULY 1, 1979	647	12	578
TOTAL RECEIVED FOR SUPERVISION DURING FISCAL YEAR	426	4	455
TOTAL UNDER SUPERVISION DURING FISCAL YEAR	1,073	16	1,033
TOTAL REMOVED FROM SUPERVISION DURING FISCAL YEAR	398	7	475
TOTAL REMAINING UNDER SUPERVISION ON JUNE 30, 1980	675	9	558
INVESTIGATIONS COMPLETED DURING FISCAL YEAR			
Local Court Pre and Post Sentence Reports	355		
Other Pre and Post Sentence Reports	73		
Field Reports	176		
Miscellaneous Reports	1,123		
TOTAL	1,727		



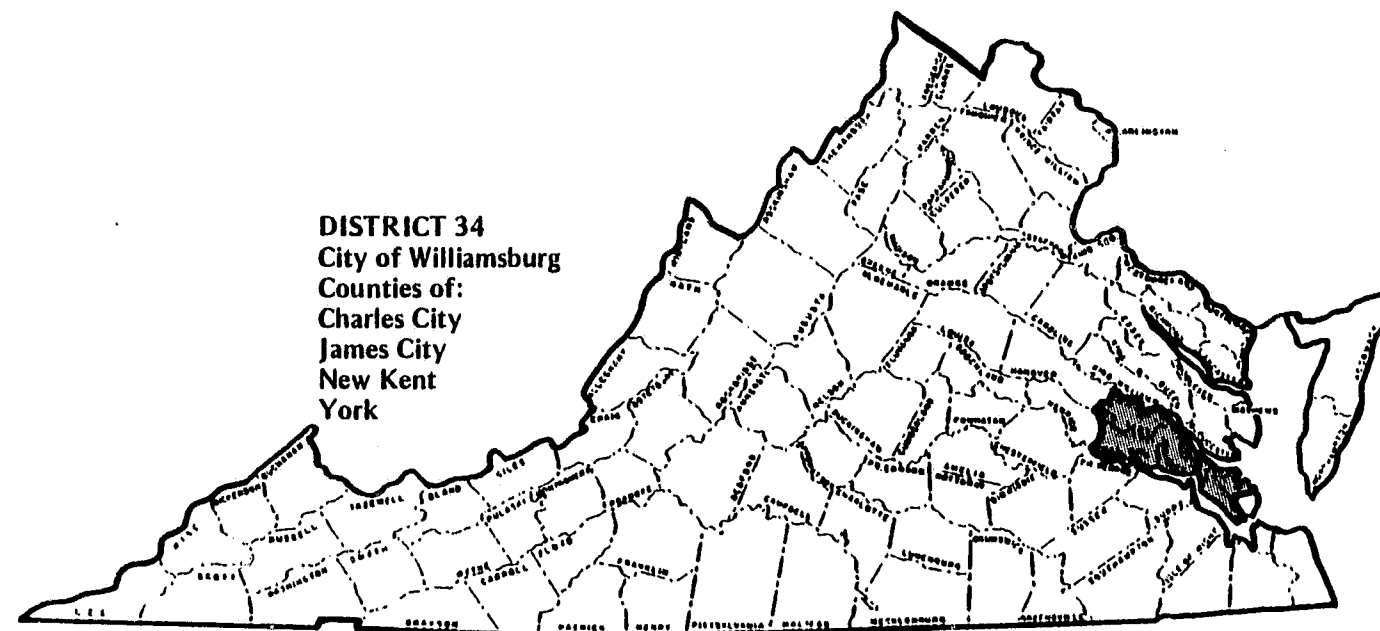
	PROBATION CASELOADS		PAROLE/PARDON CASELOADS
	Circuit Courts	District Courts	
UNDER SUPERVISION JULY 1, 1979	24	1	18
TOTAL RECEIVED FOR SUPERVISION DURING FISCAL YEAR	35	1	17
TOTAL UNDER SUPERVISION DURING FISCAL YEAR	59	2	35
TOTAL REMOVED FROM SUPERVISION DURING FISCAL YEAR	17	1	21
TOTAL REMAINING UNDER SUPERVISION ON JUNE 30, 1980	42	1	14
INVESTIGATIONS COMPLETED DURING FISCAL YEAR			
Local Court Pre and Post Sentence Reports	43		
Other Pre and Post Sentence Reports	0		
Field Reports	6		
Miscellaneous Reports	87		
TOTAL	136		



	PROBATION CASELOADS		PAROLE/PARDON CASELOADS
	Circuit Courts	District Courts	
UNDER SUPERVISION JULY 1, 1979	143	8	95
TOTAL RECEIVED FOR SUPERVISION DURING FISCAL YEAR	119	9	92
TOTAL UNDER SUPERVISION DURING FISCAL YEAR	262	17	187
TOTAL REMOVED FROM SUPERVISION DURING FISCAL YEAR	102	10	98
TOTAL REMAINING UNDER SUPERVISION ON JUNE 30, 1980	160	7	89
INVESTIGATIONS COMPLETED DURING FISCAL YEAR			
Local Court Pre and Post Sentence Reports	304		
Other Pre and Post Sentence Reports	13		
Field Reports	21		
Miscellaneous Reports	245		
TOTAL	583		



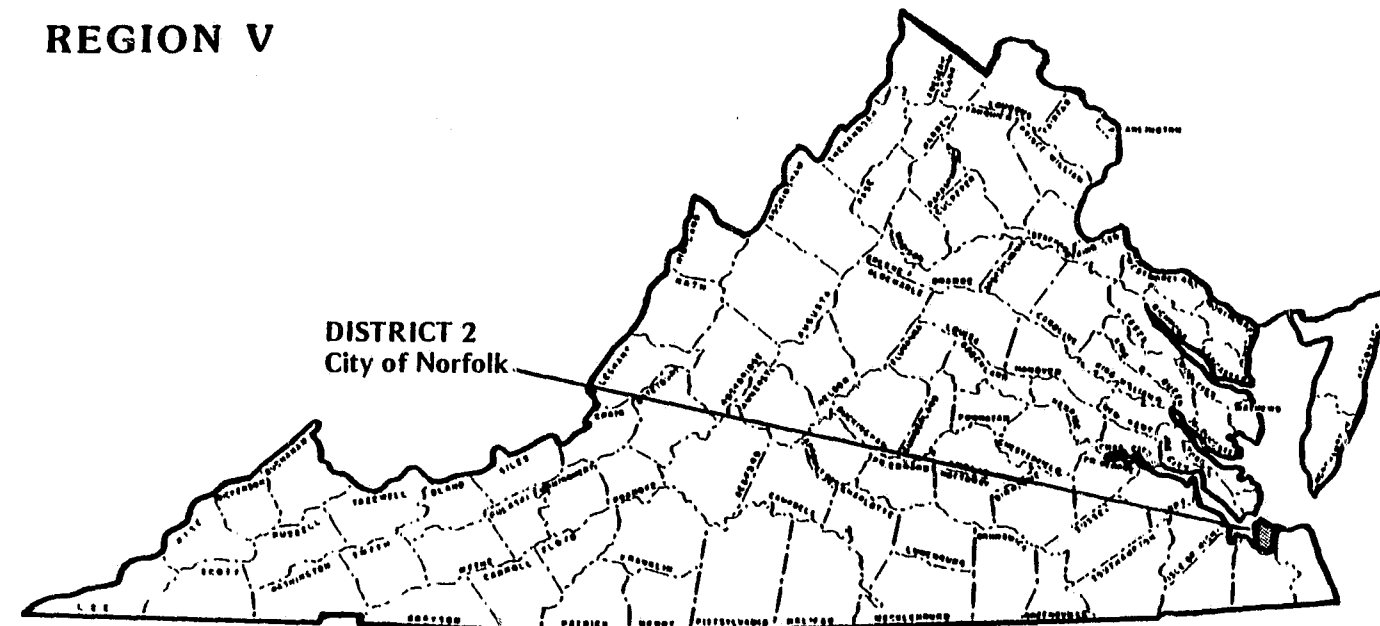
	PROBATION CASELOADS		PAROLE/PARDON CASELOADS
	Circuit Courts	District Courts	
UNDER SUPERVISION JULY 1, 1979	130	36	56
TOTAL RECEIVED FOR SUPERVISION DURING FISCAL YEAR	99	35	61
TOTAL UNDER SUPERVISION DURING FISCAL YEAR	229	71	117
TOTAL REMOVED FROM SUPERVISION DURING FISCAL YEAR	85	37	53
TOTAL REMAINING UNDER SUPERVISION ON JUNE 30, 1980	144	34	64
INVESTIGATIONS COMPLETED DURING FISCAL YEAR			
Local Court Pre and Post Sentence Reports	400		
Other Pre and Post Sentence Reports	28		
Field Reports	27		
Miscellaneous Reports	396		
TOTAL	851		



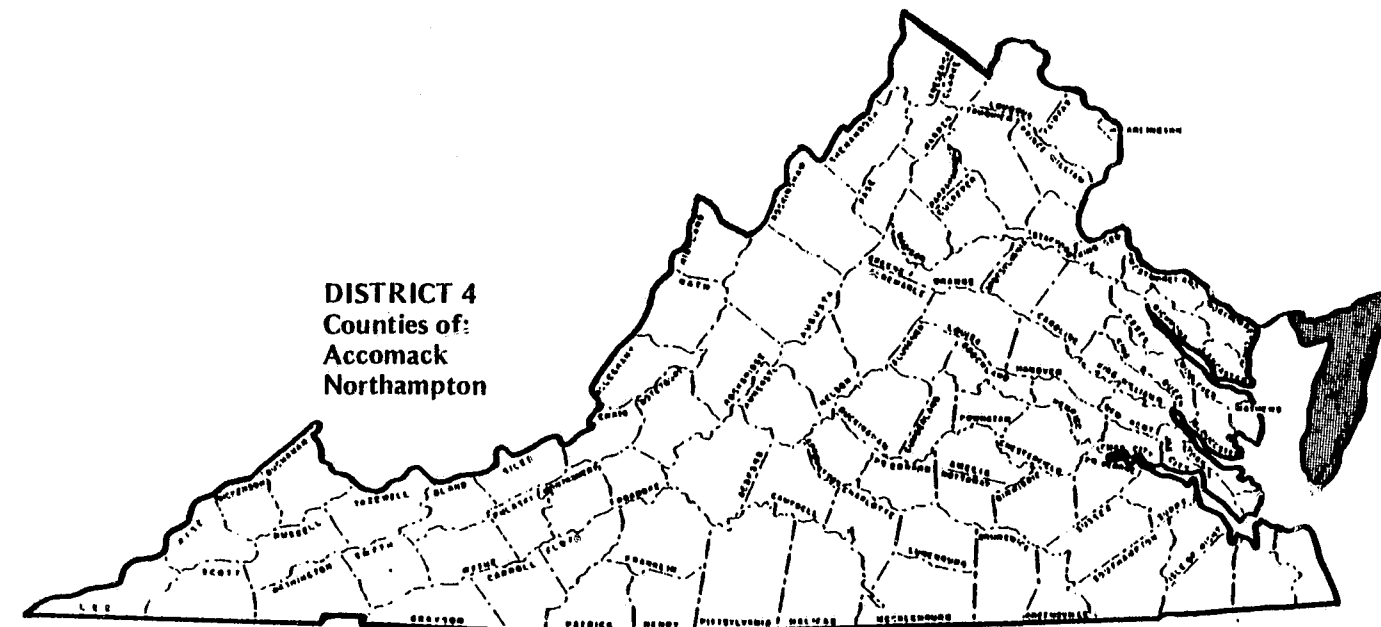
	PROBATION CASELOADS		PAROLE/PARDON CASELOADS
	Circuit Courts	District Courts	
UNDER SUPERVISION JULY 1, 1979	133	5	36
TOTAL RECEIVED FOR SUPERVISION DURING FISCAL YEAR	75	8	37
TOTAL UNDER SUPERVISION DURING FISCAL YEAR	208	13	73
TOTAL REMOVED FROM SUPERVISION DURING FISCAL YEAR	86	3	37
TOTAL REMAINING UNDER SUPERVISION ON JUNE 30, 1980	122	10	36
INVESTIGATIONS COMPLETED DURING FISCAL YEAR			
Local Court Pre and Post Sentence Reports	107		
Other Pre and Post Sentence Reports	1		
Field Reports	33		
Miscellaneous Reports	140		
TOTAL	281		

NOTE: The City of Poquoson is served by York County.

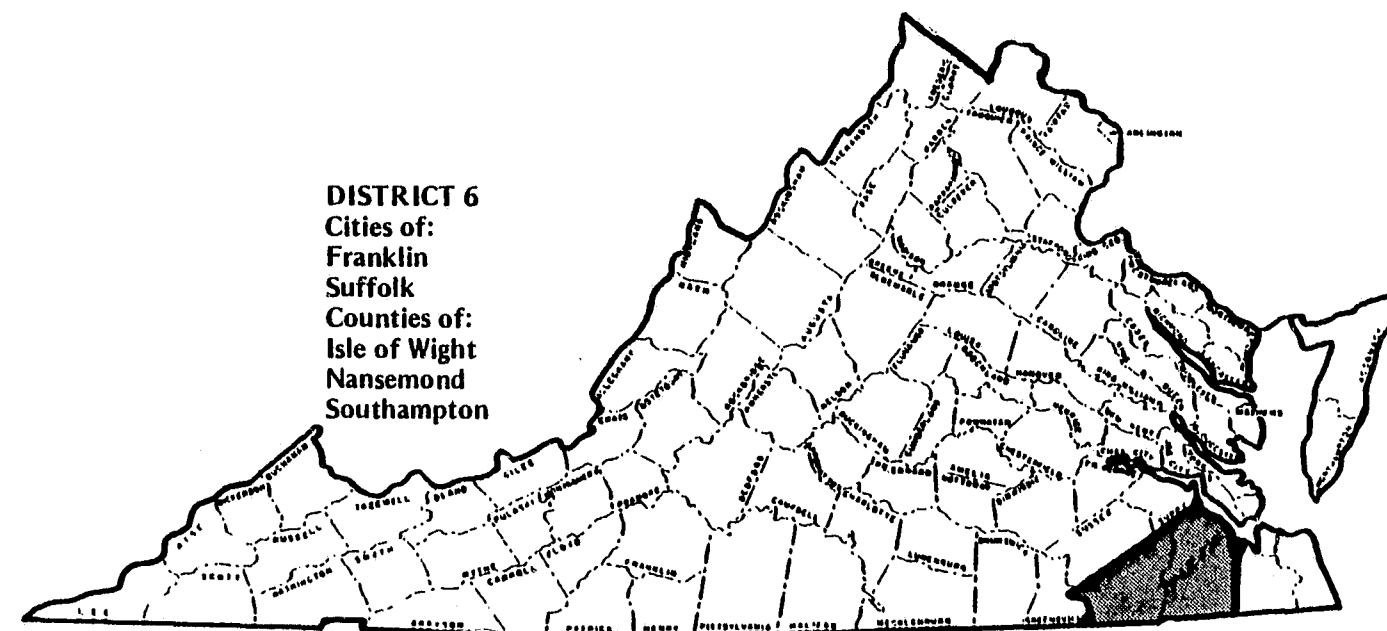
REGION V



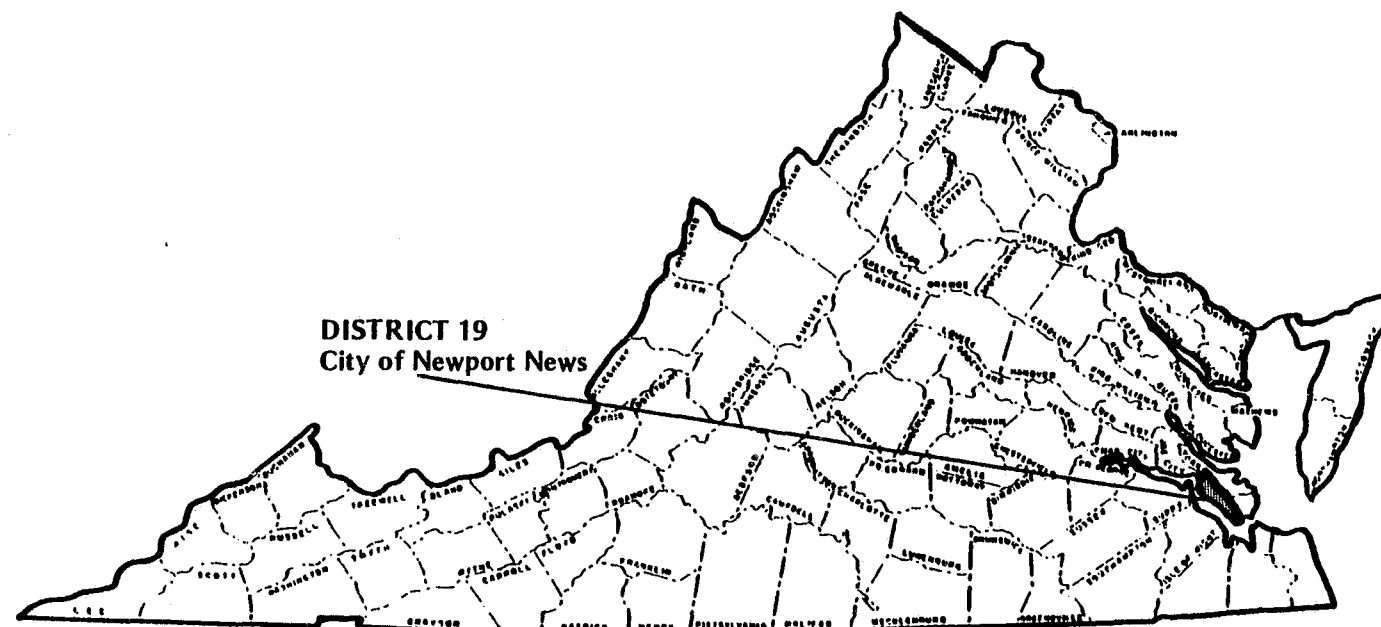
	PROBATION CASELOADS		PAROLE/PARDON CASELOADS
	Circuit Courts	District Courts	
UNDER SUPERVISION JULY 1, 1979	901	2	255
TOTAL RECEIVED FOR SUPERVISION DURING FISCAL YEAR	440	4	340
TOTAL UNDER SUPERVISION DURING FISCAL YEAR	1,341	6	595
TOTAL REMOVED FROM SUPERVISION DURING FISCAL YEAR	513	3	317
TOTAL REMAINING UNDER SUPERVISION ON JUNE 30, 1980	828	3	278
INVESTIGATIONS COMPLETED DURING FISCAL YEAR			
Local Court Pre and Post Sentence Reports	859		
Other Pre and Post Sentence Reports	90		
Field Reports	54		
Miscellaneous Reports	709		
TOTAL	1,712		



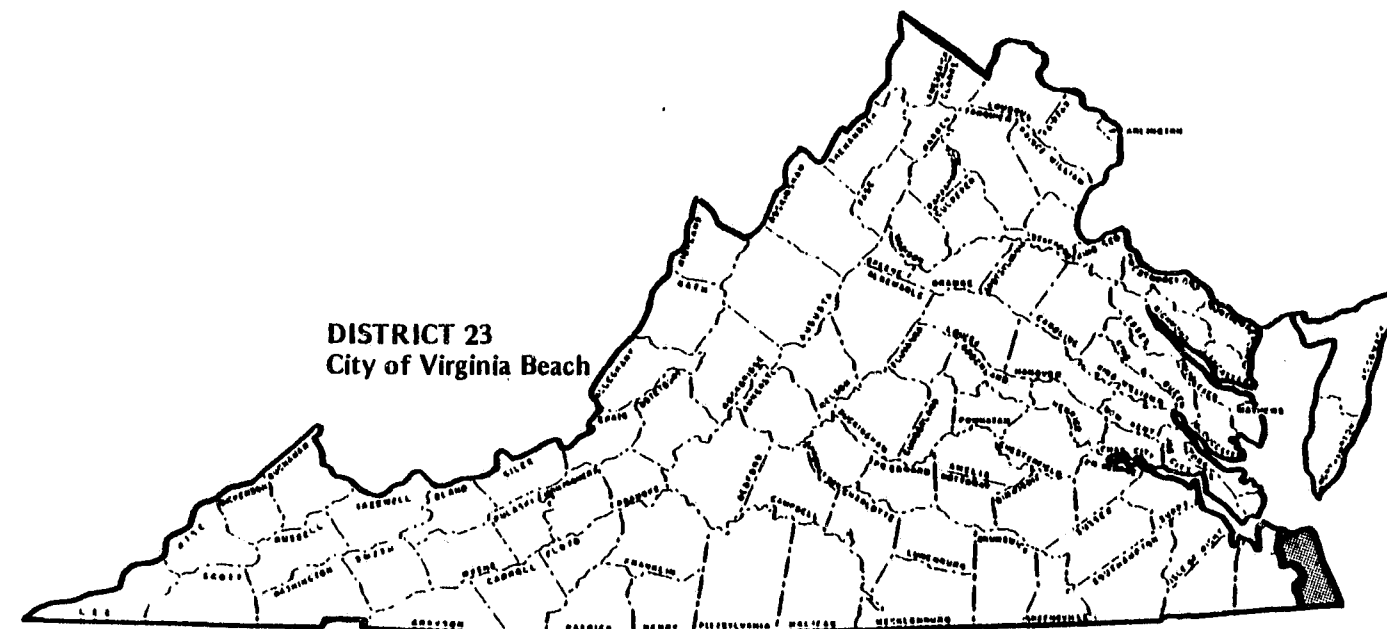
	PROBATION CASELOADS		PAROLE/PARDON CASELOADS
	Circuit Courts	District Courts	
UNDER SUPERVISION JULY 1, 1979	83	11	37
TOTAL RECEIVED FOR SUPERVISION DURING FISCAL YEAR	42	12	24
TOTAL UNDER SUPERVISION DURING FISCAL YEAR	125	23	61
TOTAL REMOVED FROM SUPERVISION DURING FISCAL YEAR	41	15	26
TOTAL REMAINING UNDER SUPERVISION ON JUNE 30, 1980	84	8	35
INVESTIGATIONS COMPLETED DURING FISCAL YEAR			
Local Court Pre and Post Sentence Reports	76		
Other Pre and Post Sentence Reports	8		
Field Reports	8		
Miscellaneous Reports	56		
TOTAL	148		



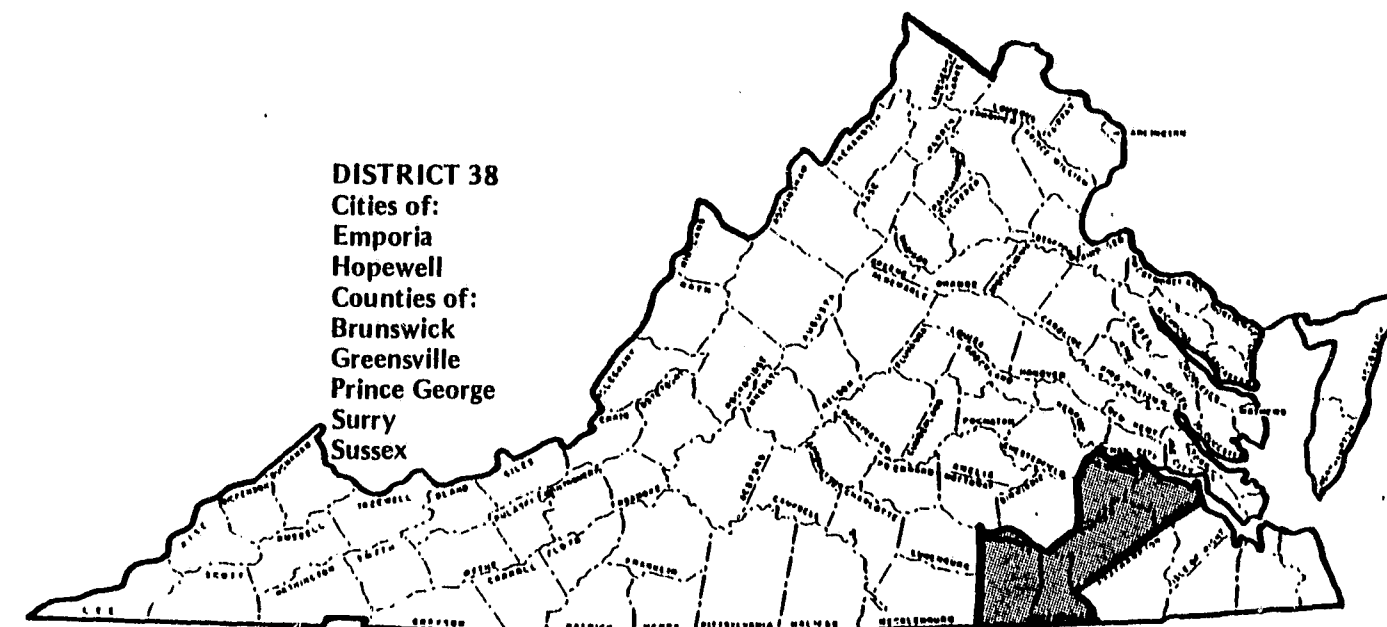
	PROBATION CASELOADS		PAROLE/PARDON CASELOADS
	Circuit Courts	District Courts	
UNDER SUPERVISION JULY 1, 1979	314	44	95
TOTAL RECEIVED FOR SUPERVISION DURING FISCAL YEAR	155	35	66
TOTAL UNDER SUPERVISION DURING FISCAL YEAR	469	79	161
TOTAL REMOVED FROM SUPERVISION DURING FISCAL YEAR	145	45	69
TOTAL REMAINING UNDER SUPERVISION ON JUNE 30, 1980	324	34	92
INVESTIGATIONS COMPLETED DURING FISCAL YEAR			
Local Court Pre and Post Sentence Reports	317		
Other Pre and Post Sentence Reports	8		
Field Reports	15		
Miscellaneous Reports	167		
TOTAL	507		



	PROBATION CASELOADS		PAROLE/PARDON CASELOADS
	Circuit Courts	District Courts	
UNDER SUPERVISION JULY 1, 1979	233	116	101
TOTAL RECEIVED FOR SUPERVISION DURING FISCAL YEAR	183	22	143
TOTAL UNDER SUPERVISION DURING FISCAL YEAR	416	138	244
TOTAL REMOVED FROM SUPERVISION DURING FISCAL YEAR	170	117	126
TOTAL REMAINING UNDER SUPERVISION ON JUNE 30, 1980	246	21	118
INVESTIGATIONS COMPLETED DURING FISCAL YEAR			
Local Court Pre and Post Sentence Reports	166		
Other Pre and Post Sentence Reports	17		
Field Reports	34		
Miscellaneous Reports	542		
TOTAL	759		



	PROBATION CASELOADS		PAROLE/PARDON CASELOADS
	Circuit Courts	District Courts	
UNDER SUPERVISION JULY 1, 1979	225	58	68
TOTAL RECEIVED FOR SUPERVISION DURING FISCAL YEAR	166	19	80
TOTAL UNDER SUPERVISION DURING FISCAL YEAR	391	77	148
TOTAL REMOVED FROM SUPERVISION DURING FISCAL YEAR	153	66	80
TOTAL REMAINING UNDER SUPERVISION ON JUNE 30, 1980	238	11	68
INVESTIGATIONS COMPLETED DURING FISCAL YEAR			
Local Court Pre and Post Sentence Reports	21		
Other Pre and Post Sentence Reports	14		
Field Reports	21		
Miscellaneous Reports	128		
TOTAL	184		



	PROBATION CASELOADS		PAROLE/PARDON CASELOADS
	Circuit Courts	District Courts	
UNDER SUPERVISION JULY 1, 1979	194	6	50
TOTAL RECEIVED FOR SUPERVISION DURING FISCAL YEAR	106	6	63
TOTAL UNDER SUPERVISION DURING FISCAL YEAR	300	12	113
TOTAL REMOVED FROM SUPERVISION DURING FISCAL YEAR	131	7	61
TOTAL REMAINING UNDER SUPERVISION ON JUNE 30, 1980	169	5	52
INVESTIGATIONS COMPLETED DURING FISCAL YEAR			
Local Court Pre and Post Sentence Reports	129		
Other Pre and Post Sentence Reports	14		
Field Reports	13		
Miscellaneous Reports	195		
TOTAL	351		

END