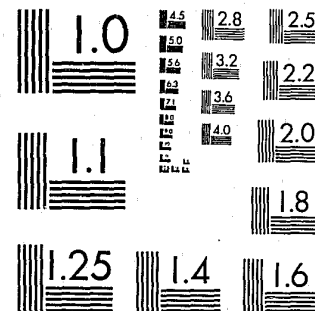


National Criminal Justice Reference Service

ncjrs

This microfiche was produced from documents received for inclusion in the NCJRS data base. Since NCJRS cannot exercise control over the physical condition of the documents submitted, the individual frame quality will vary. The resolution chart on this frame may be used to evaluate the document quality.



MICROCOPY RESOLUTION TEST CHART
NATIONAL BUREAU OF STANDARDS-1963-A

Microfilming procedures used to create this fiche comply with the standards set forth in 41CFR 101-11.504.

Points of view or opinions stated in this document are those of the author(s) and do not represent the official position or policies of the U. S. Department of Justice.

National Institute of Justice
United States Department of Justice
Washington, D. C. 20531

DATE FILMED

7/27/81



U.S. Department of Justice
Washington, D.C. 20531

First Annual Report of the Justice System Improvement Act Agencies

Bureau of Justice Statistics

*Law Enforcement
Assistance Administration*

National Institute of Justice

*Office of Justice Assistance,
Research, and Statistics*

77181

First Annual Report of the Justice System Improvement Act Agencies Fiscal Year 1980

Bureau of Justice Statistics

*Law Enforcement
Assistance Administration*

National Institute of Justice

*Office of Justice Assistance,
Research, and Statistics*

U.S. Department of Justice
National Institute of Justice

This document has been reproduced exactly as received from the person or organization originating it. Points of view or opinions stated in this document are those of the authors and do not necessarily represent the official position or policies of the National Institute of Justice.

Permission to reproduce this ~~copy~~ material has been granted by

Public Domain
U.S. Dept. of Justice

to the National Criminal Justice Reference Service (NCJRS).

Further reproduction outside of the NCJRS system requires permission of the ~~copy~~ owner.

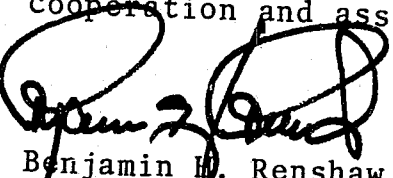
U.S. Department of Justice
Washington, D.C. 20531


TO THE PRESIDENT AND THE CONGRESS OF THE UNITED STATES

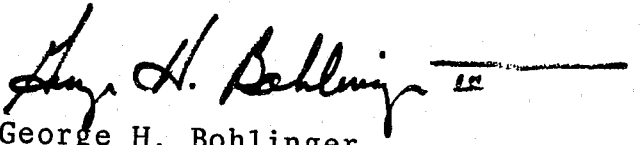
We have the honor to transmit herewith the First Annual Report of the Justice System Improvement Act Agencies, that is, the Bureau of Justice Statistics, the Law Enforcement Assistance Administration, the National Institute of Justice, and the Office of Justice Assistance, Research, and Statistics, which describes their programs and activities during fiscal year 1980.

The Act, which took effect on December 27, 1979, restructured the Law Enforcement Assistance Administration (LEAA), creating the four independent Agencies within the Department of Justice under the authority of the Attorney General to help State and local governments improve the quality of their criminal justice systems, to conduct research in criminal justice, and to compile and disseminate criminal justice statistics. (On December 8, 1980, subsequent to the end of fiscal year 1980, the Office of Juvenile Justice and Delinquency Prevention, which had been a part of LEAA, also was made an independent Agency within the Department.) The Act significantly changed the manner in which the Federal government provides financial and technical aid to State, county, and municipal governments.

We thank the various State Planning Agencies for their continued cooperation and assistance in preparing this Report.


Benjamin M. Renshaw
Acting Director
Bureau of Justice Statistics


Harry Bratt
Acting Director
National Institute of Justice


George H. Bohlinger
Acting Administrator
Law Enforcement Assistance
Administration

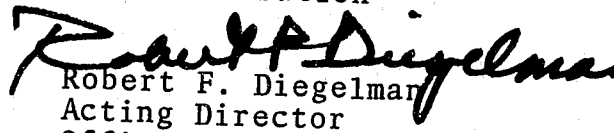

Robert F. Diegelman
Acting Director
Office of Justice Assistance,
Research, and Statistics

TABLE OF CONTENTS

Introduction.....	1
The Justice System Improvement Act.....	1
Budget	2
Office of Justice Assistance, Research, and Statistics	3
Office of General Counsel	3
Office of Civil Rights Compliance	3
Office of Public Information	4
Office of Equal Employment Opportunity	4
Office of Planning and Management	4
Office of the Comptroller	5
Office of Operations Support	5
Office of Audit and Investigation	5
Office of Congressional Liaison	6
Law Enforcement Assistance Administration	6
Office of Criminal Justice Programs	10
Office of Juvenile Justice and Delinquency Prevention	12
Office of Community Anti-Crime Programs	13
Office of Criminal Justice Education and Training	14
Public Safety Officers' Benefits Program	14
Special Initiatives	16
Formula Grant Program	27
National Institute of Justice	30
Bureau of Justice Statistics	33
Appendix	

INTRODUCTION

The first significant Federal aid to the State and local justice systems was made possible through the creation of the Law Enforcement Assistance Administration (LEAA) in 1968. LEAA also established a research program and a statistical program, which are now operated by the National Institute of Justice and the Bureau of Justice Statistics. The Justice System Improvement Act, which took effect during fiscal year 1980, left LEAA responsible for the administration of the State and local aid program as well as preventing and reducing juvenile delinquency, administering the public safety officers' death benefits program, and providing financial and technical assistance to community-oriented anti-crime programs. LEAA awards grants to support improvements in all

parts of the criminal justice system—police, prosecutors, courts, probation, parole, corrections, and juvenile justice agencies. It sponsors comprehensive State planning to improve criminal justice and fosters new approaches to specific nationwide problems such as organized crime, arson, and drug abuse.

The National Institute of Justice conducts research to increase knowledge about criminal behavior and criminal justice operations and evaluates the effectiveness of various criminal justice programs.

The Bureau of Justice Statistics develops reliable statistics on crime victims, offenders, and criminal justice system operations.

THE JUSTICE SYSTEM IMPROVEMENT ACT

The Justice System Improvement Act (JSIA) (Public Law 96-157) was enacted on December 27, 1979, to reauthorize and restructure the Justice Department's program to improve the administration of State and local criminal justice. The Act created four agencies: the Office of Justice Assistance, Research, and Statistics (OJARS); the Law Enforcement Assistance Administration (LEAA); the National Institute of Justice (NIJ); and the Bureau of Justice Statistics (BJS). Each operates under the general authority of the Attorney General and was authorized for the four years through fiscal year 1983. Fiscal year 1980 was a transition year from the earlier LEAA program.

The maximum authorized appropriation for each year is

\$25 million each for NIJ, BJS, and LEAA's Community Anti-Crime Program, and \$750 million for other LEAA programs. At least 19.15 percent of the appropriated funds must be used for juvenile delinquency programs, with the primary emphasis on programs for juvenile criminal offenders. This is in addition to amounts authorized separately under the Juvenile Justice and Delinquency Prevention Act of 1974, as amended. Such sums as are necessary are authorized for the Public Safety Officers' Benefits Act, under which LEAA provides a \$50,000 benefit to the survivors of public safety officers killed as the result of a personal injury sustained in the line of duty.

BUDGET

The total budget for the four Justice System Improvement Act agencies for fiscal year 1980 was \$486.5 million, compared to \$646.5 million in 1979, \$647.2 million in 1978, and \$753 million in 1977.

The individual appropriations for 1980 (in millions) were as follows:

Juvenile justice formula grants.....	\$ 63,750
Criminal justice formula grants (Part D).....	239,234
National priority grants program (Part E).....	29,904
General criminal justice grants program (Part F).....	29,905
Training:	
Educational development.....	500
Prosecutor training.....	250
General criminal justice training.....	1,778
Subtotal, Training.....	2,528
Crime prevention programs.....	10,000
Juvenile justice programs:	
Special emphasis.....	21,250
Juvenile justice institute.....	11,000
Technical assistance.....	3,000
Concentration of Federal efforts.....	1,000
Subtotal, Juvenile justice programs.....	36,250
Public safety officers' benefits program.....	10,000
Executive direction and control, OJARS.....	10,285
Administrative services, OJARS.....	10,839
Executive direction and control, LEAA.....	...
Subtotal, LEAA.....	442,695
Research, evaluation, and demonstration programs.....	\$ 25,000
Justice statistical programs.....	15,000
Executive direction and control, NIJ.....	3,768
Executive direction and control, BJS.....	...
Subtotal, R&S.....	43,768

OFFICE OF JUSTICE ASSISTANCE, RESEARCH, AND STATISTICS

OJARS provides direct staff support to and coordinates the activities of the JSIA agencies.

During the year it developed a comprehensive reorganization plan in anticipation of a substantial reduction in appropriations for LEAA block grants. The plan's goals are to create an LEAA structure that will efficiently end the State and local assistance program, create independent structures for NIJ and BJS, prepare for an Office of Juvenile Justice and Delinquency Prevention that is independent from LEAA, and disperse OJARS support functions to the independent agencies by September 30, 1981. The plan was designed to make sure that interested employees in the JSIA agencies are offered positions in the reorganized units or elsewhere in the Department of Justice or other Executive Branch agencies.

During the past year OJARS and the National Council on Crime and Delinquency cooperated with the Advertising Council in sponsoring a major effort to help prevent crime in America. It brought together 36 national nonprofit organizations and seven Federal agencies. This coalition, the National Citizen's Crime Prevention Campaign, encouraged all citizens to initiate new crime prevention programs or enhance existing ones, emphasizing that crime can, indeed, be prevented through citizen action. The campaign was given national publicity through television, the newspapers, and other media through the "Take a Bite Out of Crime" program.

OJARS established a special 16-person task force to help its Office of Civil Rights Compliance reduce a backlog of 180 complaints of discrimination. The Office still receives approximately 10 new complaints a month of discrimination by State or local agencies that are funded with JSIA grants. The task force staff includes several people on detail from the Drug Enforcement Administration, the Immigration and Naturalization Service, and the Department of Justice.

Office of General Counsel

The Office writes legal opinions and offers interpretations and legal advice on all JSIA agency activities, such as the congressional authorization, the appropriations legislation, regulations, and guidelines. It also gives advice about the resolution of audit findings. The Office has the primary responsibility for drafting legislative proposals and regulations. It writes and reviews contractual documents for legal sufficiency and provides advice on legal matters concerning grants, contracts, and other aspects of Federal law.

During the year the Office was actively involved in the drafting and passage of the Justice System Improvement Act of 1979, which reorganized Federal criminal justice assistance, research, and statistics efforts.

The Office also amended the OJARS nondiscrimination regulations to specify that JSIA agency funding recipients cannot subject any group of persons to physical abuse or a denial of their constitutional rights on the basis of their race, color, national origin, religion, or sex.

Office of Civil Rights Compliance

The Office of Civil Rights Compliance monitors compliance with the civil rights responsibilities of recipients of Federal criminal justice system assistance. This includes enforcing Title VI of the Civil Rights Act of 1964, Section 815(c) of the Justice System Improvement Act of 1979, Section 504 of the Rehabilitation Act of 1973, as amended, and the Age Discrimination Act of 1975, as amended. During the year extensive reviews were conducted in the Arizona Department of Public Safety; the Hamilton County, Ohio, Pretrial Services; and the Shawnee County, Kansas, Sheriff's Department. Two resolution agreements were signed and others were in the process of negotiation at the end of the fiscal year.

Thirteen notices of noncompliance were issued advising of possible fund suspension if compliance was not secured. Suspensions were imposed in three cases.

During the year 122 complaint cases were resolved, resulting in more than \$100,000 in cash settlements to complainants. Plans for the training and utilization of detailees to the Office were in progress at the end of the year. They will assist in the early resolution of the complaint caseload.

Office of Public Information

The Office is responsible for keeping the news media and the general public fully informed about JSIA agency activities. It responds to questions and prepares news announcements and feature stories about all agency programs of general interest.

The Office arranges news conferences and briefings to explain the details of significant research findings or important new program initiatives and prepares speeches, briefing papers, and policy statements for the agency administrators and directors.

As the Freedom of Information Act office, it encourages the widest possible dissemination of information consistent with the law. During fiscal year 1980 the Office responded to 386 Freedom of Information and Privacy Act requests.

The Office publishes a newsletter, *Justice Assistance News*, which is distributed ten times a year.

The Office issued 42 new features about matters of na-

tional interest during the year.

During the year the Office also issued more than 500 news releases of general and regional interest.

Office of Equal Employment Opportunity

The Office's responsibilities include evaluating the JSIA agencies' personnel management policies, practices, and programs for their impact upon EEO and the development and implementation of the agencies' Annual Affirmative Action Plan. It processes informal and formal EEO complaints of discrimination and implements the required Special Emphasis Programs.

Fiscal year 1980 activities included:

- The JSIA agencies participated in 18 major national conferences on civil rights and equal opportunity for minorities and women.
- The Office continued to study and collect data concerning developments in the area of EEO. In addition, quarterly statistical reports on female and minority employment in relation to agencies' goals were analyzed.
- Heritage Week activities for blacks, Hispanics, women, and Asian/Pacific Americans included a wide range of activities during each special week, i.e., educational workshops, films, displays, and receptions with ethnic displays.
- The EEO Advisory Committee, which is made up of six representatives of the Black Affairs Program, Hispanic Employment Program, Federal Women's Program, Asian/Pacific American Program, Native American Program, and one employee union official continues to advise and assist the EEO staff.

Office of Planning and Management

The Office of Planning and Management provides general policy direction for OJARS planning, management, and evaluation activities. It facilitates the coordination of these activities with LEAA, NIJ, and BJS by providing information and advice on management and program topics of mutual interest. The Office is the principal advisor to the Director of OJARS on issues that cut across all Justice System Improvement Act organizations.

During fiscal year 1980, the Office was involved in the following major activities:

- It chaired task forces that developed the OJARS reorganization proposal resulting from passage of the JSIA of 1979.
- It participated in the contingency planning for the phase-out of LEAA resulting from the President's revised fiscal year 1981 budget.
- It prepared the OJARS Reorganization Proposal dated July 9, 1980.
- It conducted a management review of civil rights processing procedures that resulted in improvements in complaint processing and the appointment of a task force to clear out the backlog.

- It conducted a management review of audit resolution procedures that resulted in improved processing and the creation of an Audit Review Committee to deal with those audit resolution issues that require bureau head policy decisions.

- It managed the Ad Council Campaign—"Take a Bite Out of Crime."

- It monitored the grant to the National Governors Association on the institutionalization of criminal justice planning in State governments.

Office of the Comptroller

The Office of the Comptroller is the principal advisor to the Director of OJARS on financial management. It is responsible for establishing agency policy about financial management, planning, and administering the budget, operating an agencywide accounting and reporting system, supervising contract activity, and formulating procedures for the financial administration of grants. It also provides technical assistance and training to the other JSIA agencies, State planning agencies, and other grantees in financial management, grant administration, budgeting, accounting, and contracting. It coordinates the JSIA agencies' compliance with financial and grants management regulations and directives.

The Office has five divisions—the Information Systems Division, the Accounting Division, the Budget Division, the Grants and Contracts Management Division, and the Policy Development and Training Division. (The Public Safety Officer's Benefits Program was transferred from the Office to the new Law Enforcement Assistance Administration by the Justice System Improvement Act of 1979.)

The Office of the Comptroller is responsible for providing data processing support. This includes internal, functionally-oriented systems, as well as national level grant management and criminal justice statistical systems that provide information to the 57 States and territories, the Congress, the Office of Management and Budget, the General Accounting Office, and program managers in the JSIA agencies.

To help criminal justice councils develop and maintain accurate financial and grant monitoring information, the Office financed, coordinated, and monitored the development and installation of State-level management information systems. The data bases provide a wide variety of reports on current and completed grants. Twenty-four States have obtained grants to implement automated management information systems. Each is providing more accurate and complete information to LEAA about their grants. The States have been taught to code programmatic information about their own grants using the program classification system. Fifty States and territories have implemented this system. This will allow LEAA to report accurate programmatic information about State subgrants.

The Office has developed the capability to track grants and contracts from initial application through final close-out and has compiled an inventory of all JSIA agency grants, subgrants, contracts, interagency agreements, and

cooperative agreements. Accomplishments in this area include:

- Computer generated grantee financial reports (H-1 Turnaround Documents) with preprinted fields and financial data entered by OJARS for the previous quarter. This H-1 Turnaround Document has resulted in fewer errors for the Accounting Division to resolve.

- System expansion to immediately log the receipt of H-1 reports and quarterly progress reports.

Twenty-two computer terminals provide agency staff with immediate access to information in the grants PROFILE system. Training about PROFILE and the use of these terminals has been provided to all offices within OJARS, including the five area audit offices. Additionally, an automated audit system was developed and implemented to keep track of audit findings and their resolution. The system provides audit staff with immediate access to the data.

In addition, a system was developed to track awards made under the Public Safety Officer's Benefits Program. This system provides detailed information on all aspects of this program. It is now in the process of being implemented.

Office of Operations Support

The Office of Operations Support is responsible for directing and coordinating all activities concerning the internal and organizational support of OJARS and the other JSIA agencies. In addition, the Office is responsible for coordinating all international anti-terrorism programs.

The Personnel Division provides employee services to all components of OJARS and the other JSIA agencies. This includes the recruitment, selection, and placement of all employees. It also represents management in all labor relations matters. Major activities during the year centered on the implementation of the legislative reorganization of the agencies caused by the passage of the Justice System Improvement Act. These activities, along with the substantial decline in the agencies' personnel strength (from 621 in 1979 to 490 at the end of 1980), have resulted in increased efforts to provide innovative methods of dealing with expanding workloads while facing major resource reductions.

The Administrative Services Division is responsible for the management and provision of security, furnishings, telephone systems, equipment, maintenance, office space,

mail services, and safety and health programs. In addition, it assists grantees in obtaining Federal excess personal property. During fiscal year 1980 grantees obtained property originally costing \$767,400 at a cost of \$191,850 for a total savings of \$575,550.

Office of Audit and Investigation

The Office of Audit and Investigation is responsible for reviewing grants and contracts awarded by the JSIA agencies. It investigates alleged irregularities, conducts special inquiries which it coordinates with other Federal and State investigating agencies, and provides training and technical assistance to State and local audit agencies. The Office also is responsible for the Federal audits of 57 State criminal justice planning agencies and approximately 100 nongovernmental units. In addition the Office coordinates the audits of contracts and grants performed by other Federal and State audit agencies of agency activities.

During fiscal year 1980 the Office issued 692 audit reports to various OJARS, LEAA, NIJ, and BJS program and staff offices. The Office also issued 160 significant issue bulletins on matters pertaining to investigation activities and closed 92 investigations.

Office of Congressional Liaison

The Office of Congressional Liaison is responsible for maintaining effective communications with the Congress and for providing general guidance in intergovernmental affairs.

The Office performs liaison activities with congressional leaders, committees, and with individual members of the Congress on legislative matters affecting the Office of Justice Assistance, Research, and Statistics and the criminal justice community. It is responsible for the review of proposed legislation affecting criminal justice and for the preparation of statements for officials of JSIA agencies testifying at congressional hearings.

It maintains a close working relationship with significant national organizations interested in the criminal justice system, particularly concerning mutual legislative interests.

LAW ENFORCEMENT ASSISTANCE ADMINISTRATION

The Law Enforcement Assistance Administration (LEAA) awards grants to support improvements in all parts of the criminal justice system—police, prosecutors, courts, probation, parole, corrections, and juvenile justice agencies. It sponsors comprehensive State planning to improve criminal justice and fosters new approaches to specific nationwide problems such as organized crime, arson, and family violence.

In addition, it supports improved criminal justice curricula in colleges and universities and provides specialized training for criminal justice officials at the State and local levels.

Office of Criminal Justice Programs

The Office of Criminal Justice Programs (OCJP) was created at the start of fiscal year 1978. It is the largest program office within LEAA and is the principal contact for State and local criminal justice agencies. It awards, monitors, evaluates, and terminates all planning and block action grants and manages most of the Agency's discretionary grants and technical assistance activities.

The Office is composed of five criminal justice assistance divisions, six program divisions, an Arson Desk, two staff units, and a Critical Issues Team.

Criminal Justice Assistance Divisions

The five criminal justice assistance divisions are responsible for the management of the LEAA block grant program. Each of the divisions services a particular geographic region of the country—Northeast, Southeast, Midwest, Southwest, and Far West. The staff maintains close liaison with the States and monitors formula grants. During the year, the CJADs administered block grant awards to the States totalling \$242,232,000—\$239,234 in JSIA Part D funds and \$2,998,000 in reverted block grant funds.

Program Divisions and Arson Desk

The six program divisions—Enforcement, Criminal Conspiracies, Adjudication, Corrections, Correctional Standards Accreditation Program Management Team, and Special Programs—and the new LEAA Arson Desk have the responsibility for administering the OCJP Discretionary Grant Program. They make project grants for the purpose of testing, implementing, and evaluating programs at the national, State, and local level. In 1980 OCJP awarded \$80,066,000 in discretionary funds.

Enforcement Division

The Enforcement Division funds projects related to the

deterrence, detection, investigation, and control of crime by State and local law enforcement agencies. The objective of these projects is to improve and strengthen law enforcement capability through specialized technical assistance to operating agencies, provide training for management and line personnel, perform research to develop new information and techniques, and offer operational programs to test, demonstrate, and disseminate enforcement technology.

The Commission on Accreditation for Law Enforcement Agencies was formed by LEAA in December 1979. The goals of the program are to:

- Increase the effectiveness and efficiency of the delivery of law enforcement services.
- Increase citizen and individual officer confidence in law enforcement standards and practices.
- Effect a greater standardization of administrative and operational practices.

The Commission has 21 members: 11 officials from the enforcement community and 10 representatives from government and private sector agencies. Through an agency accreditation program, the Commission will adopt standards with which to measure the strengths and weaknesses of law enforcement services provided to the public.

Four participating law enforcement associations, the International Association of Chiefs of Police (IACP), the National Organization of Black Law Enforcement Executives (NOBLE), the National Sheriffs' Association (NSA), and the Police Executive Research Forum (PERF), are working together to provide a staff of law enforcement professionals for the Commission. They are reviewing the work of previous commissions and the products of 10 years of work by LEAA, researching contemporary management methodologies, and recommending standards for law enforcement administration, operations, and support services.

Upon the completion of the standards, the process of accreditation will be developed and instituted. The Commission will act as an independent, not-for-profit, corporation administering the process and then confer accreditation status on those agencies that have met the standards. The goal of the Commission is to become completely self-sustaining within five to 10 years.

The Integrated Criminal Apprehension Program (ICAP) is a national priority program that provides grants and assistance to more than 40 selected municipal police departments throughout the United States to enable them to develop and install a comprehensive and structured management and operations system that seeks to improve the efficiency and effectiveness of the total police operation. The program is aimed at institutionalizing improvement in computer-based resource allocation planning and assignments, upgrading analytic capabilities of police managers and operational units, using crime and disorder

analysis, managing the calls-for-service workload by adopting alternative responses to selected calls, directing patrol strategies and tactics (as distinguished from more traditional preventive patrol), and targeting information and resources on career criminal populations as well as innovations in crime prevention programs and programs for special populations such as elderly victims. In cities where ICAP has been developed and maintained, impressive results have been demonstrated, such as a 31 percent increase in criminal apprehension by patrol units and 18 percent increase in cases filed with the courts, and an 85 percent rate of apprehensions attributed to wanted or warrant bulletins prepared by ICAP analysts.

The Police Technical Assistance Project (PTAP) provides support and assistance in the form of advice, publications, workshops, and conferences to police departments throughout the United States that have received national priority grants from the **Integrated Criminal Apprehension Program**, the **Managing Criminal Investigations Program**, and the **Criminal Conspiracies Program**. More than 60 municipal, county, and statewide law enforcement agencies are currently recipients of such technical assistance services coordinated through the Enforcement Division. PTAP also provides support and assistance to the newly established **Commission on Accreditation for Law Enforcement Agencies, Inc.** Other products of PTAP include special studies and reports of importance or interest to LEAA, the most recent of which was the widely acclaimed monography entitled "The Prevention and Control of Urban Disorders: Issues for the 1980s."

The Managing Criminal Investigations Incentive Program (MCI) provides grants and technical assistance support to 18 municipal police departments and one State police agency to enable them to improve the efficiency and effectiveness of the criminal investigation process in their local jurisdictions. This program seeks to increase the ratio of convictions to arrests by changing the manner in which patrol units respond to and process a criminal investigation, assisting patrol and investigation supervisors in making a more rational allocation of resources in the investigation of particular types of crimes, and improving the process of the followup investigation and the preparation of criminal cases for prosecution.

The Police Management Training program has provided courses in organization, administration, management, and community services to police agency personnel. Offerings in 1980 included the Police Executive Program, Management Training for Sheriffs, and Police Services to the Elderly.

The Counterterrorism Training program funded six courses during 1980: Hazardous Devices Training, Management Seminars in Terrorism, Special Operations and Research Staff, FBI Bomb Data, FAA Airport Security, and Citizen Security Training. To date, more than 6,000 people have been provided training through this program.

Criminal Conspiracies Division

The Criminal Conspiracies Division is responsible for planning and managing programs targeted at the detection and prosecution of criminal conspiracies and activities in the areas of fencing, organized crime, white-collar crime, economic crime, and fraud against the government.

The Anti-Fencing (Sting) program is directed at disrupt-

ing the illegal redistribution system for stolen goods. To date, projects under these programs have netted more than \$291,421,308 in savings and recovered stolen property. Approximately 90 percent of the recovered property was returned to its owners.

The Organized Crime/White-Collar Crime program funds projects directed toward seven major areas: intelligence development, prosecution, prevention councils, training, strike forces, corruption detection and investigation, and undercover fencing operations. During 1980, 19 new and continuation grants were made under this program.

Adjudication Division

The mission of the Adjudication Division is threefold: to encourage the criminal justice system leadership—its judges, prosecutors, defense counsel, administrators, and planners—to develop strategies for improving the court system; to develop and fund innovative projects; and to provide continuing support for successful, established programs for upgrading the Nation's court systems.

In 1975 LEAA initiated the **Career Criminal Program**, which emphasizes the expeditious prosecution of persons accused of serious crime who have had previous felony convictions. So far, 57 jurisdictions have implemented the full program. By the end of 1980 there had been more than 12,000 defendants prosecuted in 46 reporting jurisdictions. Of these, 11,000 were convicted, and in 88 percent of the convictions, they were found guilty of the most serious charges. The program is characterized by early case screening, identification of career criminal defendants using predetermined selection criteria, vertical prosecution (i.e. one prosecutor handles the case from acceptance to disposition), the elimination of plea bargaining, and a high rate of convictions and incarceration. The average sentence has been 15.1 years for convicted offenders. To date, 29 projects have been continued with local funds.

The Fundamental Court Improvement program awarded 11 grants totaling \$2.9 million in 1980 to help states reform their State court systems or State indigent defense delivery systems. In 1975 only three States had formal court planning. Today 41 States have statewide judicial plans, largely as a result of LEAA support and technical assistance. Court unification programs are being developed to bring about managerial, financial, and organizational consolidation and uniform rulemaking. Major LEAA support has been given to unification efforts in Alabama, Kansas, Kentucky, Massachusetts, Minnesota, Missouri, and North Dakota.

The Court Delay Reduction Program has matured as a major court reform effort during the past year, with almost 60 metropolitan and State court systems benefiting from technical assistance, demonstration grants, and training. The program aids both State trial and appellate courts in improving case management. Major grants are currently operating in Massachusetts, New Jersey, Alabama, and Washington, D.C. During the year 30 new metropolitan courts participated in intensive regional workshops, at which court teams develop their own delay reduction plans for subsequent implementation.

The Jail Overcrowding program helps metropolitan counties and States deal with overcrowded jails, focusing on the

pretrial jail population. Many of the jails are under court-mandated population limits. Forty-five metropolitan counties and three States are currently participating or have participated in this program. The program emphasizes local jail policy committees, a full range of alternatives to pretrial detention, and improved jail information systems and jail classification and management policies. Program evaluation has already documented savings of thousands of jail-days throughout the Nation.

The **Courts Training and Technical Assistance** program provides training for judges, prosecutors, defenders, lawyers, and court administrators to promote the rapid national dissemination of advances in court organization, administrative techniques, technology applications, and substantive law reform. It also provides immediate short-term assistance to the major components of the adjudicatory process—courts, prosecution, and defense—through direct onsite consultation and clearing-house services. The training component serves almost 7,000 court practitioners annually. During the past year training was provided to an estimated 3,500 judges, 1,110 prosecutors, 900 defenders, 700 lawyer advocates, and 600 court administration personnel. Approximately 150 direct onsite technical assistance assignments were completed.

The objective of the **Juror Utilization and Management Program** is to improve jury systems to ensure that juries are more representative of the populace as a whole and less costly for taxpayers and employers, and that jury duty will be an experience that increases a citizen's respect for the courts. Currently nine States and three localities have received grants to apply management techniques shown to be effective in an earlier LEAA research and demonstration program.

Corrections Division

The Corrections Division supports the operation and improvement of agencies and programs providing residential and nonresidential services and pretrial detainees, inmates, probationers, parolees, and ex-offenders. The division's goal is to provide financial and technical assistance for the development of techniques, methods, and programs that will lead to more effective correctional systems and improve correctional functions, with special emphasis on offender rehabilitation, correctional administration, diversion, treatment of drug abuse offenders, and an improved correctional environment.

The **Treatment Alternatives to Street Crime (TASC)** program seeks to create criminal justice intervention mechanisms so that appropriate substance-abusing offenders can be identified, referred to existing community-based treatment programs, and monitored in treatment. TASC is primarily a pretrial diversion mechanism; 51 percent of all clients accepted are at this point within the criminal justice system.

The **Treatment and Rehabilitation for Addicted Prisoners (TRAP)** program attempts to reduce illicit drug use and related criminal activity by providing treatment and rehabilitative services for serious substance-abusing offenders while they are incarcerated in State correctional institutions and on subsequent parole release.

The **Presentence Investigation Report** program was initiated to help courts and probation officers develop a more

systematic and effective approach to presentence report design and utilization. To date LEAA has provided financial and technical assistance to nine jurisdictions participating in the program. Technical assistance and program assessment continued during 1980 with every indication that the effort will improve the effectiveness and efficiency of presentence reporting.

The purpose of the **Free Venture Prison Industries** program is to duplicate the conditions of private industry as closely as possible. The model features a full work week, inmate wages based on worker output, real-world productivity standards, hire and fire authority at the shop supervisor level (within the limits of due process), self-supporting or profit-making business operations, and post release job placement mechanisms. The program was initiated in three States in 1976 (Minnesota, Illinois, and Connecticut). In 1978 continuation grants were made to these States, and four others were added (Iowa, Colorado, South Carolina, and Washington). During 1980 continuation grants were made to evaluate the program in terms of inmate outcome and institutional management effectiveness. Preliminary results of these evaluations will be available in the spring of 1981.

The **Medical Care/Health Services** program is designed to transfer the technology and expertise developed under earlier LEAA grants to new jails in additional States. In 1980 a continuation grant was made to the American Medical Association, which has selected 23 State medical societies to participate in this year's program. Each of the participant medical societies in turn will select a minimum of 10 jails in its area. It is anticipated that this program will serve 230 jails and reach several hundred thousand inmates over the course of the funding year.

The **Legal Services** program has demonstrated effective and economical ways to ensure that incarcerated offenders have access to legal services and to the courts. Program activities include hiring staff, locating office space, acquiring equipment, and coordinating with various criminal justice agencies. Based on performance to date, it is estimated that 90 percent of requests for assistance are resolved administratively as a result of this program.

The purpose of the **Community Service Restitution** program is to test alternatives to typical correctional processing of selected offenders to lower costs (compared to incarceration) thereby providing service to the community while benefiting the offender. During 1980 six grants totaling \$1,019,000, were made under this program.

The goal of the **Correctional Facilities Energy Conservation** program is to reduce energy consumption in jails, prisons, and correctional facilities. Through a modest \$175,000 technical assistance grant, coupled with an inter-agency agreement with the Department of Energy, LEAA initiated an effort to provide self-help support to corrections management to audit energy consumption, develop plans to reduce consumption, and implement facility retrofit measures and conservation methods.

Correctional Standards Accreditation Program Management Team

The Correctional Standards Accreditation Program Management Team was created to develop, demonstrate,

and implement correctional standards. Eleven states have been selected as demonstration sites for systemwide accreditation. The purpose is to demonstrate and evaluate the accreditation process as a method of implementing correctional standards.

Accreditation to date includes three adult parole authorities, 18 State and Federal halfway houses, 25 private halfway houses, five State probation and parole field services, 20 adult correctional institutions in five States, and three jails. In addition to the 11 State programs, 10 States, the Federal Bureau of Prisons, and the Federal Service of Canada have signed contracts with the Commission on Accreditation for Corrections and are upgrading their facilities and services. To extend the demonstration program to the 4,000 jails which are not under the authority of State corrections departments a special initiative has been undertaken by LEAA and the National Institute of Corrections to develop six jail resource centers. They will emphasize the implementation of standards and the accreditation of jails. The centers will provide information, training, and technical assistance to other jails across the Nation.

The American Correctional Association has completed the revision of all standards, with the exception of those for jails, which are in the final draft. The revision process will be completed early in 1981.

Special Programs Division

The Special Programs Division is responsible for developing and funding multidisciplinary, national-scope projects spanning the entire range of criminal justice disciplines. In the past year, the division's activities were focused on programs in victim-witness assistance, domestic violence, public interest groups, and Indian justice.

The objective of the new **National Victim-Witness Strategy** program is to develop, expand, and improve services to crime victims and witnesses through the creation or support of centralized structures or networks of victim-witness service providers and the mobilization of existing nongovernmental groups and organizations. This current program builds on earlier LEAA efforts in the area of victim-witness assistance through which 500 projects were funded and more than one million people were served. Funding was provided to police departments, prosecutors' offices, community-based agencies, and nongovernmental organizations to develop and implement various strategies designed to improve the treatment of victims and witnesses and to increase the cooperation of victims and witnesses with the criminal justice system. During 1980, 15 grants were made to establish statewide networks and national organizations to stimulate the development of victim-witness programs.

The **Integrated Police-Prosecution (IPP)** program supports projects aimed at the improved treatment and better utilization of victims and witnesses by both the police and prosecutors, thereby increasing the rate of successful prosecutions. The program integrates and merges victim-witness activities across the spectrum of criminal justice disciplines to provide a unified approach to the handling of victims and witness. During 1980 three grants were awarded under this program.

The **Family Violence Program** is designed to reduce or prevent the violence that occurs among members of the

same families or among persons who live together in the same households, including spouse abuse, child abuse, sexual abuse of children, abuse of parents by children, and other forms of intrafamily violence. The program supports both urban and rural projects designed to test the effectiveness of a communitywide approach involving the active participation of all relevant criminal justice, social service, medical, and mental health agencies. To date the 35 local projects have had direct contact with more than 8,000 victims and approximately 2,000 children. Through these projects approximately 5,000 days of shelter were provided as well as 6,000 counselling interventions. During 1980 nine grant awards were made.

The purpose of the **Public Interest Groups** program is to promote communication and information exchange between LEAA and State and local governments. During 1980 four organizations received grants under this program: the National Conference of State Legislatures, the National Association of Counties, the National Conference of State Criminal Justice Planning Administrators, and the National Association of Criminal Justice Planners. Each of these organizations represents a particular constituency of interest to LEAA, issues a regular newsletter to communicate criminal justice issues and to relate current LEAA program initiatives to their membership, and sponsors conferences and meetings that include LEAA participation.

The **Indian Criminal Justice** program funds projects to improve the quality of law enforcement and criminal justice on Indian reservations. Projects address all areas of the justice system—prevention, enforcement, adjudication, corrections, and juvenile justice. Five awards were made in 1980 to continue the Northwest Intertribal Courts Project; implement a model court project to negotiate full faith and credit between tribal courts and State courts in selected States; provide training and assist with negotiating cross-deputization in California between tribal, State, and county officers; assist the Great Lakes tribes in examining the legal requirements for retrocession; and assist South Dakota tribes to extend the due process capability of tribal judiciaries through help with appeals courts.

Arson Control Assistance Program

The **Arson Control Assistance Program** combines the investigative and prosecutorial expertise of Federal criminal justice agencies with their financial and technical assistance capabilities. LEAA leads this multi-agency initiative in which the U.S. Fire Administration, the FBI, and the Bureau of Alcohol, Tobacco, and Firearms are active participants. The objective of the program is to assist State, regional, county, and local efforts in reducing the incidence of arson and the human and economic loss related to arson. To date \$8 million in grant aid has been given to establish 34 county and local operational projects. An additional \$1 million has been expended for research, training, and documentation.

Policy and Management Planning Staff

The **Policy and Management Planning Staff** provides guidance and direction to OCJP divisions in the interpretation and implementation of LEAA policies and provides analyses, information, and advice to the Assistant Ad-

ministrator for the effective review and management of OCJP operations.

Program Development and Evaluation Staff

The **Program Development and Evaluation Staff** is responsible for establishing and coordinating the implementation of LEAA's program development and evaluation policies by OCJP's program divisions. It assists program divisions in the design of programs and projects that can be evaluated.

Critical Issues Team

The **Critical Issues Team** plans, develops, and administers a continuing program that provides direct management support and programmatic input to the Assistant Administrator, OCJP, and takes action in situations of critical importance to the nationwide implementation of the LEAA programs.

The team provides the Assistant Administrator with a continuous review and analysis of programmatic and administrative information for the purpose of identifying issues that may be of sensitive, critical, or controversial nature. It responds quickly to special and sensitive issues on a short-term basis without disrupting ongoing OCJP responsibilities. It also provides leadership, criminal justice expertise, and counsel to administrators of State and local governments and criminal justice organizations in identifying problems and proposed solutions, developing cooperative relationships, and resolving unusually complex or controversial issues may arise.

During the past year the team coordinated LEAA's response to the Miami-Dade County riots and provided direct onsite assistance to the State of Washington in responding to criminal justice system problems as a result of the Mount St. Helens disaster.

Office of Juvenile Justice and Delinquency Prevention

The Office of Juvenile Justice and Delinquency Prevention (OJJDP) has made significant progress toward achieving the mandates of the Juvenile Justice and Delinquency Prevention Act of 1974, as amended. The specific activities and programs of the Office in 1980 attest to its efforts to implement a fairer and more rational approach to juvenile justice.

The 1974 Act created the National Institute for Juvenile Justice and Delinquency Prevention (NIJJD) to act as the Office's research and information arm. In addition to NIJJD, the Office is comprised of the Special Emphasis Division and the Formula Grants and Technical Assistance Division.

The Act also assigns OJJDP the responsibility for coordinating and providing policy direction for all Federal juvenile delinquency-related programs. Two groups created by the legislation play important roles in this effort. They are the Coordinating Council on Juvenile Justice and Delin-

quency Prevention and the National Advisory Committee for Juvenile Justice and Delinquency Prevention. During the past year the Coordinating Council recommended an aggressive new level of concentration of Federal efforts and the enhancement of the coordination function by OJJDP.

OJJDP has assumed a more active role with the Coordinating Council. During 1980, with support from staff temporarily assigned to the Concentration of Federal Effort program, the Council moved on a series of matters designed to direct Federal youth-related activities in a more organized and effective manner. As an example, the staff was instructed to consult with officials from the Department of Health and Human Services to ensure that regulations being drafted to implement the Adoption Assistance and Child Welfare Act of 1980 addressed the particular needs of delinquency-prone youth. The Council also authorized interview sessions with each of its members to obtain individual perceptions of the most urgent issues confronting the juvenile justice system.

Toward the end of 1980, OJJDP neared the completion of its Fifth Annual Analysis and Evaluation of Federal Juvenile Delinquency Programs. The report is expected to be the most comprehensive one produced in several years. It will be a reference point for future Federal juvenile delinquency efforts. The Council and the staff are planning to use the information and statistical data contained in the report to formulate specific policy recommendations for the President. The National Advisory Committee met four times during 1980 and was also closely advised concerning Council undertakings.

Formula Grants and Technical Assistance Division

The Juvenile Justice and Delinquency Prevention Act of 1974 established the formula grants program for States and Territories and requires a State submission of a comprehensive plan prior to funding. Throughout 1980 OJJDP continued to emphasize State compliance with the Act, which requires participating States to remove all juvenile nonoffenders from public and private juvenile detention and correctional facilities, cease holding juveniles in institutions where they have regular contact with adults, and monitor such facilities to insure compliance.

During the year 50 States and Territories participated in the Act.

The Formula Grants Division reviewed the State plans and assessed the progress made from preceeding years. As the fourth year of uninterrupted participation ends, progress toward reaching 75 percent compliance with the deinstitutionalization requirement should be realized.

At the close of the year 36 States and Territories reported that they had achieved either substantial or full compliance with the deinstitutionalization requirement.

Formula grant awards totaling \$60,292,000 were distributed to the participating States during the year. They are based on the population under 18 years old in each State. The minimum allocation to each State was \$225,000 and the minimum allocation for each Territory was \$56,250.

More than 500 technical assistance assignments were

completed in 1980 by the Office's national contractors on such subjects as alternatives to the juvenile justice system, removing juveniles from adult jails, the deinstitutionalization of status offenders and nonoffenders, legislative reform, and delinquency prevention.

Special Emphasis Division

Special emphasis discretionary funds are granted directly to public and private nonprofit agencies, organizations, and individuals to foster new approaches to juvenile justice and delinquency prevention.

More than \$53 million in special emphasis funds authorized by the 1974 Act, the 1968 Crime Control Act, and the 1979 JSIA Act were awarded during fiscal year 1980. New initiatives which were implemented and funded in 1980 include the following:

Alternative Education—preventing delinquency through the development of alternative education options for youth whose educational and social development needs were not being met in traditional classrooms in targeted jurisdictions (12 projects totaling \$7.9 million).

New Pride Replication—establishing nonresidential, comprehensive, community-based treatment projects for adjudicated youth with a history of serious offenses (11 projects totaling \$9.1 million).

Violent Juvenile Offender—implementing action programs designed to meet the special needs of the violent juvenile offenders in the juvenile justice system in an attempt to reduce the incidence of repeat serious offenses (two contracts totaling \$4.3 million).

Removal of Juveniles from Adult Jails and Lockups—assisting communities in developing and implementing a systematic plan for meeting the requirements of the JJDP Act through the removal of juveniles from adult secure facilities (1 contract totaling \$4.5 million).

Youth Advocacy—assisting grantees in implementing a comprehensive and/or statewide program to improve services for children and youths who come in contact with the juvenile justice, social service, and educational systems (22 projects totaling \$13.9 million).

Approximately 100 new and continuation grants and interagency agreements were funded under these programs.

National Institute for Juvenile Justice and Delinquency Prevention

The four main functions of NIJJD are research, evaluation, and program development; information development and dissemination; training development and implementation; and standards development and implementation.

Consistent with its workplan for the year, NIJJD conducted the following research, program development, training, and related activities in 1980:

- Designed and funded, in cooperation with other parts of the Office, a comprehensive long-range delinquency prevention research and development program to implement and test selected intervention strategies and a violent juvenile offender program to identify and test promising reintegration and other intervention program models.

- Restructured the unsolicited research program in accordance with priority needs in intervention program develop-

ment and filling gaps in delinquency-relevant knowledge.

- Developed and funded three new national evaluations of OJJDP special emphasis initiatives in youth advocacy, alternative education, and violent offenders and provided supplemental (continuation) funding for five national evaluations of OJJDP sponsored programs (restitution, school crime reductions, delinquency prevention, replication of Project Denver New Pride, and law related education, and one Office of Criminal Justice Programs project (family violence).

- Developed and issued a solicitation for applications for a two-part minority research program designed to survey minority group researchers and establish minority-relevant research priorities and to support research on already identified problems and needs concerning delinquency and justice system involvement among minority youths.

- Developed and supported processes for training resource and needs assessment in juvenile justice and for the future implementation of juvenile justice standards. Initiated a new senior-level management training program for practitioners in juvenile justice and continued an ongoing practitioner training effort. Also continued support for the Assessment Centers for information development.

- During 1980 NIJJD supported 10 new and 25 continuation projects in delinquent behavior and prevention; juvenile justice system processing of delinquents, status offenders, and other juveniles; alternatives to juvenile justice system processing; training; standards development and implementation; and information development and dissemination.

Information Development and Dissemination. The three main components of the NIJJD information dissemination program are assessment centers, a clearinghouse service, and information collection. They were proposed and implemented in response to the legislative mandates of the JJDP Act of 1974, as amended, which requires the NIJJD to collect, assess, synthesize, and disseminate, through a dedicated clearinghouse, information on all aspects of juvenile delinquency.

Under this program, four assessment centers have been established. Three are "topical" centers that have completed national assessments on a number of topics, including status offenders, serious juvenile offenders, classification, child abuse and neglect, delinquency prevention and detection, and the jailing of juveniles. The centers are the Center for Delinquency Behavior and Its Prevention, Seattle, Washington; Center for the Juvenile Justice System, Sacramento, California; Center for Alternatives to Juvenile Justice System Processing, Chicago. The fourth center, the Center for Integrated Data Analysis in Hackensack, New Jersey, has the responsibility for incorporating the products of the three topical centers into comprehensive documents in juvenile justice.

The Juvenile Justice Clearinghouse is now fully operational at the National Criminal Justice Reference Service (NCJRS) and has assisted the Institute in the review and dissemination functions necessary for the distribution of the assessment center reports.

The information collection function has been carried out primarily by the National Council of Juvenile and Family Court Judges, Reno, Nevada, and the National Center for Juvenile Justice, in Pittsburgh. The information generated

is statistical in nature and is in addition to the research and evaluation efforts conducted by other NIJJDP elements.

Training Development and Implementation. During 1980, NIJJDP provided funding for a major training program conducted by the National Council of Juvenile and Family Court Judges (NCJFCJ). The program focuses upon improving the operation of the juvenile justice system by providing basic training in juvenile justice to juvenile court judges and other court and juvenile justice system personnel. This is accomplished through an annual series of courses conducted at NCJFCJ's National College of Juvenile Justice.

During this past year NIJJDP has provided management training for juvenile justice administrators focused on four major points: (1) philosophy and values as the basis of the organization; (2) planning as the means of focusing organization resources on desired goals; (3) implementation techniques and skills for operating effectively; and (4) evaluation to determine level of effectiveness.

A Strategic Management Training Program was also initiated. Briefly, the program is designed to provide 40 top level managers and 80 coparticipants with onsite experience in the use of new management concepts and tools. Because of limited resources, NIJJDP entered into an agreement with the National Institute of Corrections to expand the programs which were operational under a grant to the University of Southern California and the Wharton School.

Project READ II provides training in literacy techniques for 100 staff members of alternative schools and other noninstitutional, community-based programs for youths. The training has focused on working with youths who are functionally illiterate. Paperback books are provided by Project READ to participating schools. The project also produces a series of documents designed to improve literacy among young people and works toward the improvement of reading education in three to five schools of higher education.

The National Assessment of Juvenile Justice Training Resources program has been implemented and will generate the following products: a manually assembled and searched data base on ongoing training programs; a report on the state-of-the-art of training for juvenile justice personnel with recommendations for topic areas and target training audiences upon which NIJJDP should focus; a report on formal educational requirements being used by public and private agencies in selecting personnel for common service delivery positions; and a plan for conducting an ongoing assessment effort.

Juvenile Justice Standards. In 1980 the National Institute for Juvenile Justice and Delinquency Prevention, in consultation with representatives of various national organizations concerned with juvenile justice, developed a policy on juvenile justice standards which will become the basis for planning and program development of OJJDP programs. It highlights the importance of standards in assisting State and local governments, agencies, and programs in improving the administration of justice for young people. It further emphasizes the potential of standards for carrying out the objectives of the JJDP Act. To identify linkages between the Act and current standards, NIJJDP commissioned the development of a comparative analysis of

the recommendations of major national standards-setting groups as they relate to such important issues in the Act as delinquency prevention, diversion, deinstitutionalization of status offenders and nonoffenders, the separation of juveniles from adults, reducing the use of secure detention and incarceration, encouraging the use of community-based alternatives, advocacy for services and protection of due process. This analysis should serve as a valuable reference document for the juvenile justice field in identifying viable alternatives for achieving the important objectives of the Act.

Another major activity during the years was the assessment of the implementation of innovative juvenile justice legislation in the State of Washington which has incorporated many of the basic principles recommended by current standards proposals.

Under the National Juvenile Parole Research Project progress also was being made in identifying State legislation, policy, and procedures and practices about the placement, transfer, and release of juveniles adjudicated for delinquency offenses. Various decisionmaking models (jurisdictions) will be identified for further study. It is expected that this will produce information on promising approaches for improving fairness and uniformity in the disposition and sentencing of juveniles.

Plans were completed for the development of a major initiative in 1981 to establish an National Juvenile Justice Standards Resource Center that will serve as a clearinghouse for information on the state-of-the-art in standards development, adoptions, and implementation as well as a resource for State or local governments that are interested in utilizing the standards in upgrading their juvenile codes, court and administrative rules, policies, and procedures.

Office of Community Anti-Crime Programs

Established by the Crime Control Act of 1976, the mission of the Office is to provide financial and technical assistance to community and neighborhood groups and governmental units conducting citywide crime prevention efforts designed to mobilize community and citizen participation in addressing urban and rural crime problems. The Office achieves its goals through three program divisions, the Community Anti-Crime Programs Division, which provides funds to grass roots, nonprofit community organizations throughout the country; the Comprehensive Crime Prevention Program Division, which funds city agencies in selected metropolitan areas; and the Governmental and External Affairs Division, which provides crime prevention technical assistance to citizens groups, maintains liaison with other Federal agencies involved in related activities, and provides funding through the Presidentially-initiated Urban Crime Prevention Program.

Community Anti-Crime Programs Division

During 1980, the Community Anti-Crime Programs Division completed the task of providing second-year funding

to the 87 projects which conducted successful first-year efforts. Additionally, 25 project starts were initiated with particular emphasis on innovative approaches to community crime prevention in poor and minority communities. The program also continued to provide onsite assistance to community and neighborhood groups in program and financial management, community organizing, and crime prevention techniques.

To supplement this direct assistance the Community Anti-Crime Program also developed and distributed several publications that will assist nonprofit neighborhood groups in managing and institutionalizing their volunteer-based efforts. Through this financial and technical assistance it is estimated that more than one million citizens have become actively involved in crime prevention activities.

Comprehensive Crime Prevention Program Division

The Comprehensive Crime Prevention Program continued to provide technical assistance to the 16 cities which are conducting programs and awarded three continuation grants during 1980. Cluster workshops were held in cities throughout the country attended by more than 100 project personnel. The CCP programs have been highly successful in building citywide coalitions and lasting partnerships among criminal justice officials, other governmental agencies, the business sector, and community groups. Preliminary evaluation data indicate that an estimated 500,000 persons have been involved in the effort, and local officials attest to its positive impact on crime prevention. Virtually all participating cities are taking the necessary steps to institutionalize these efforts within their municipal budget structure.

Governmental and External Affairs Division

The major program funded by this division is the Urban Crime Prevention Program which was begun during 1980. A cooperative effort by LEAA and the ACTION agency, this program funded four projects during the year in selected urban locations with additional locations to be funded in 1981. Crime prevention activities undertaken address the socioeconomic causes of crime in low and moderate income neighborhoods in urban locations.

In meeting the Office's mandate to supplement its funding activities by providing information and assistance to the thousands of groups interested in crime prevention, this division sponsored one-week training sessions for hundreds of community representatives. The sessions were held throughout the year in an on-campus setting at a major university. Graduates of the sessions have sponsored volunteer-based anti-crime projects in cities throughout the country.

Office of Criminal Justice Education and Training

The Office of Criminal Justice Education and Training

(OCJET) is responsible for LEAA's criminal justice manpower planning and educational program development. The Office consists of three divisions. The Planning and Analysis Division assesses manpower needs and identifies the appropriate program responses. The Program Development Division implements program delivery and conducts grants management. The Academic Assistance Division is responsible for the administration of two student assistance programs, the Internship Program, and the Law Enforcement Education Program (LEEP).

Educational Development Program. These projects support the improvement of the quality of criminal justice higher education and educational responses to criminal justice manpower needs. Fiscal year 1980 activities included research for criminal justice higher education standards and four workshops in which about 115 faculty members studied evaluation techniques, application of statistics, applications of theory, and current research and practices.

Black College Initiative Program. During fiscal year 1980 three grants and two continuation projects were implemented under the Black College Initiative, authorized by Executive Order 12232. Included is a minority fellowship program that supported the achievement of 15 master's degrees and the largest concentration of minority criminal justice doctoral candidates in the country. In addition, six monographs were issued as resources for teaching criminal justice from a minority perspective. An award to Atlanta University supports the establishment of a criminal justice institute encompassing a master's degree program, a research directorate, and a community service unit. Talladega College in Alabama will continue the institutionalization of a criminal justice baccalaureate degree in response to the need for qualified minority group members to fill responsible positions in the criminal justice system.

Graduate Research Fellowship Program. The Office administered the Graduate Research Fellowship in fiscal year 1980. Fourteen universities received fellowship awards to support 20 doctoral candidates conducting research and writing dissertations on topics related to criminal justice.

Law Enforcement Education Program. Since its inception in 1969 the Law Enforcement Education Program (LEEP) has made grants to institutions of higher education to provide financial assistance to more than 330,000 criminal justice students. On May 4, 1980, the authority for the administration of LEEP was transferred to the Department of Education.

Training Program. In 1980 OCJET assumed the responsibility for two major programs, the Criminal Justice Training Center and the Technical Assistance Resource Centers (TARC's).

The five training centers are located at Northeastern University, the University of Wisconsin-Milwaukee, Florida State University, Washburn University, and the University of Southern California. Substantial additions or revisions were completed on three existing training courses in planning, analysis, and evaluation, and training courses were developed in management and program development. During 1980, about 1,500 criminal justice officials participated in training delivered by the CJTCs. Of these, 406 students participated in shorter adaptations of the major courses delivered on a local basis, which minimized travel costs and

generally involved State and local financial support. In 1980 the CJTCs focused on the training needs of police, courts, and corrections operational personnel, who comprised more than 60 percent of training course participants.

The combination of capacity building training and complementary technical assistance substantially increases the probability of organizational and system change. For this reason, LEAA also sponsors a Technical Assistance Resource Center at each of the five universities serving as training centers. During 1980, more than 300 significant provisions of assistance were provided to complement and reinforce the training program.

Other projects completed in 1980 included a nationwide study of police training standards and commissions, which was conducted by the National Association of State Directors of Law Enforcement Training, and the research phase of a project to study the sources of stress for law enforcement officers, which was investigated by the University of South Florida.

Manpower Planning Program. This program improves criminal justice manpower planning through research, the testing of advanced planning practices, and the dissemination of information. A 1980 project supported the design of a model police agency program for developing its managers.

Three other projects developed different aspects of State-level criminal justice manpower planning models. Florida State University studied the application of analytical techniques to criminal justice planning. Michigan State University surveyed the data needs of planners and developed a descriptive monograph. Sam Houston State University developed a national computerized manpower planning data base for State and local agency use.

Public Safety Officers' Benefits Program

The Public Safety Officers' Benefits Act of 1976 authorized the Law Enforcement Assistance Administration to pay a benefit of \$50,000 to the eligible survivors of State and local public safety officers found to have died as the direct and proximate result of a personal injury sustained in the line of duty.

Public safety officer is defined as a person serving a public agency at the State or local level in an official capacity, with or without compensation, as a law enforcement officer or as a firefighter. Among those for whom coverage is intended are persons involved in crime and juvenile delinquency control or reduction, or the enforcement of criminal laws, including police, corrections, probation, parole, and judicial officers. Paid and volunteer fire fighters also are covered.

The Act applies to deaths occurring from injuries sustained on or after September 29, 1976.

During fiscal year 1980, 291 claims were filed under the Act. During the year 231 claims were determined to be eligible and 76 were ineligible. This resulted in benefits payments of \$11.6 million.

The program has an appeals system. There are presently 19 hearing officers who have been delegated the authority

to hold appeal hearings throughout the country. After a comprehensive analysis of all testimony presented at the hearing, and in some cases consultation with legal and medical experts, these officers make a determination in accordance with PSOB program criteria.

Special Initiatives

The Police Use of Deadly Force. The Law Enforcement Assistance Administration and the National Institute of Justice initiative to study the use of deadly force by law enforcement officers is one of the most significant undertakings begun in many years. It cannot be emphasized too much that the killing of civilians under inappropriate circumstances can have an exceedingly inflammatory impact on a community. All too frequently such incidents lead to disastrous consequences for the community—and for the police department as well.

The following are brief descriptions of each project under this initiative:

—LEAA made a \$255,000 grant to the Office of the Los Angeles County District Attorney that runs from October 1979 through November 1980 to enable a deputy district attorney and an investigator to respond immediately to the scene of all police shootings of civilians. Complete and independent investigations are conducted. Since February 1979 the Los Angeles Police Commission, which is the governing board of the Los Angeles Police Department, has required the department to provide the District Attorney's Office with immediate telephone notification of each such shooting. LEAA also awarded the Police Foundation \$30,000 to evaluate the results of this project, which is called Operation Roll-out.

—Last summer LEAA awarded the NAACP \$381,642 to set up an information network and to conduct training seminars for minority communities on deadly force. The Police Foundation will participate by conducting a department-by-department analysis of policies and practices, to identify policies and practices that are deemed deficient, inadequate, inappropriate, or directly responsible for unnecessary police shootings.

—The Commission on Accreditation for Law Enforcement Agencies, which LEAA is sponsoring, will include the police use of deadly force as one of its areas of consideration.

—LEAA and the Small Business Administration have awarded a \$182,000 contract to September and Associates, Inc., a minority-run business, to develop a computerized 24-projector simulator to train police officers about how to deal with fast-breaking situations in which the potential for a use of deadly force arises. The primary purpose is to refine the officers' decision-making process in emergencies.

More specifically, the money will be used to modify through increased animation and improve a pilot project at the Seattle Police Department. It also will train, test, and evaluate selected law enforcement agencies to determine the feasibility of the project's application on a national basis.

—Since August 14, 1980, all JSIA agencies have been operating under a regulation that explicitly prohibits any recipient of Federal criminal justice system improvement funds from inflicting physical abuse or summary punish-

ment against any individual because of that person's race, color, religion, national origin, or sex. Agencies that violate the regulation risk losing all funding and also face the possibility of suits by the U.S. Government to recover Federal funds already spent.

—NIJ awarded a \$361,000 grant to the Public Policy Research Organization at the University of California at Irvine that runs from October 1979 through August 1981. Irvine identified seven research objectives through a review of the literature and research on the police use of deadly force in conjunction with a review of preliminary data collected from 14 major police departments. Each research objective was designed to reflect fundamental policy issues that are important for both a better understanding of police conduct as well as for the creation of policy strategies that may ultimately control the police use of deadly force.

In addition to gathering extensive data from four primary sites, Irvine will obtain case information from the sheriff's office in Los Angeles County and from the Los Angeles District Attorney's Office to develop a typology of shooting incidents. A small survey eliciting minority citizen attitudes toward police conduct also will be conducted.

—The National Institute of Justice awarded a \$155,277 grant to the International Association of Chiefs of Police for a grant period from October 1979 through April 1981. The IACP will survey police departments in the 57 largest U.S. cities that serve populations of 250,000 or more residents. Information on policies, shooting incidents, review authority, firearms training, types of weapons, ammunition, body armor, as well as on tactical and hostage negotiation units will be collected. Additional statistics will be obtained from FBI records.

The intent is to identify the various means by which police administrators can limit the use of deadly force to critical life-threatening occurrences—conditions related to selecting, training, assigning, equipping, supervising, directing, and controlling police personnel.

—The National Institute of Justice awarded a \$149,955 grant to the National Urban League, that will operate from October 1979 through April 1981, for an exploratory study to examine the role of race in the police use of deadly force. The rate of deadly force will be examined in relation to socioeconomic variables (income, employment, education, etc.) and more specifically, in relation to the level of nonwhite participation in the social structure. The primary hypothesis is that the greater the level of nonwhite participation in mainstream social structure activities, the lower the level of societal violence directed against nonwhites, as they are better able to influence that system. The League will collect data on the characteristics of the community and the police organization during a 10-year period from 59 cities with populations in excess of 250,000 residents. The research also will acquire data on the more conventional variables, such as police deaths, arrest rates, index crime rates, and violent crime rates by ethnicity. Time permitting, both whites and minorities will be interviewed in a few cities in order to obtain perceptions on nonwhite participation in the social structure.

—The Institute awarded a \$150,000 grant to The National Council of La Raza, that will run from October 1979 through April 1981, for research on the police use of dead-

ly force in Hispanic communities. It will obtain information on attitudes and perceptions on the unjustified use of deadly force by police officers.

This exploratory study consists of four major activities—a literature review with a specific emphasis on Hispanics and the historical relationship between police and Hispanics; data collection on the perspectives, attitudes, and opinions of Hispanic leaders in four sites; case studies of a limited number of incidents with a specific emphasis on the eyewitnesses, close friends, and relatives of the victim; and a survey of newspaper and other media accounts for specific incidents of the use of deadly force to determine the response of the community of these incidents.

—The Chicago Law Enforcement Study Group was given a \$10,000 contract to categorize the characteristics of all police shooting incidents and their participants which occurred in Chicago from January 1, 1974 through December 31, 1978. This includes 650 incidents in which approximately 525 civilians were wounded or killed by police bullets and about 180 officers were shot, either by civilians, themselves, their colleagues, or their spouses. The data base includes up to 380 variables on each shooting incident and those involved.

—Finally, the Department of Justice has formed a task force on the police use of deadly force. This group, comprised of high-ranking officials from each of the Department's offices or divisions, is examining current statutes and regulations that govern deadly force and is looking into the policy issues which the study may identify.

Prevention and Control of Urban Disorders. In the wake of the Miami-Dade County, Florida riots of 1980, LEAA reviewed the events that led to the disorder, the disorder itself, and the issues that emerged, and also reviewed current literature and experience to develop a monograph on preventive measures and on planning, preparation, mobilization, and tactical responses for urban disorders. In August the report, "Prevention and Control of Urban Disorders: Issues for the 1980s," was issued as a guide to help other communities and their police departments identify and deal with problems that lead to such disorders and to respond effectively if they occur.

National Minority Advisory Council on Criminal Justice. The National Minority Advisory Council on Criminal Justice was originally chartered in 1976 as an advisory group to LEAA with a broad mandate to examine problems of minority groups with the administration of the criminal justice system. The Council, which includes blacks, Hispanics, Asian Americans, and American Indians, issued its final report in conjunction with a precedent-establishing conference October 17-18, 1980, attended by more than 400 persons from across the country. The report, "The Inequality of Justice: A Report on Crime and the Administration of Justice in the Minority Community," was an indictment of the continuing problems of racially-based injustice in law enforcement, courts, and corrections.

National Hispanic Conference on Law Enforcement and Criminal Justice. LEAA sponsored a National Hispanic Conference on Law Enforcement and Criminal Justice July 28-30, 1980, to discuss problems Hispanics face in dealing with the criminal justice system and to develop a comprehensive plan to resolve those problems. It was the first

such national conference held to discuss Hispanic criminal justice problems, and it was attended by representatives of Hispanic organizations and experts on the criminal justice problems of Hispanics. The conference participants urged criminal justice agencies to develop affirmative action and equal employment opportunity policies to hire more Hispanics, to assure fair treatment of Hispanic victims and offenders by the criminal justice system, to develop programs to sensitize criminal justice personnel to Hispanic culture and mores, and to give special attention to the urgent need for Spanish-speaking law enforcement, court, and correctional personnel in areas where some victims, accused, or inmates do not speak or understand English.

Mount St. Helens Eruption. The Mount St. Helens volcanic eruption created special law enforcement problems to which LEAA responded with emergency technical and financial assistance.

Formula Grant Program

Fiscal year 1980 was to have been a transition period during which the State Criminal Justice Councils were to have changed their operations from the provisions of the Crime Control Act of 1976 (Public Law 94-503) to the requirements of the Justice System Improvement Act of 1979 (Public Law 96-157). However, the planned changes had to be substantially altered when the March 1980 budget revisions (subsequently adopted in major part by the Congress) proposed that the LEAA block grant program be abandoned.

At the time of the announcement of the termination of further funding for the formula grant program, it was decided to devote LEAA's remaining block fund resources to phasing out the existing program, using for the most part, the administrative mechanisms that had been in place under the Crime Control Act. As a result, the new initiatives envisioned under JSIA had to be abandoned in favor of assuring the expeditious termination of the LEAA formula grant program.

In consequence, this report of the fiscal year 1980 accomplishments is a hybrid and, necessarily, truncated one, as great many of the activities reported on under Section 519 of the Crime Control Act were dropped as requirements under JSIA, on the one hand, while activities to be reported on under Section 816(a) of JSIA were never implemented. The analysis of comprehensive plans, for example, which comprised a large proportion of previous annual reports, is omitted this year because comprehensive plans were not required from the States in 1980, the first year of operation under JSIA. Conversely, activities that were to have been carried out by the JSIA "entitlement areas" cannot be reported as required in Section 816(a) as the entitlement program was never initiated.

Therefore the report on the formula grant program in 1980 focuses on general accomplishments during the year, presented, for the most part, in terms of the former Section 519 reporting requirements.

In this report, all program activities are discussed in terms of five principal categories: prevention, enforcement, adjudication, corrections, and system support, as described below. In addition, information and statistics relating to

projects having a juvenile justice or drug abuse orientation are reported on again separately in response to the particular interest in these two program areas expressed by the Congress.

Prevention includes community or official activities in support of crime and delinquency prevention. Preventive measures include both target-hardening strategies (environmental design, security measures, and public education to promote citizen cooperation in reducing criminal opportunities) and human service programs that provide community support to populations vulnerable to future criminal or delinquent activities by virtue of age, special problems, or prior contact with the system.

Enforcement includes all programs concerning the detection, investigation, and control of crime and delinquency by State and local law enforcement agencies and related organizations. All functions in support of police agencies, including crime reporting, information exchange, and police management also are included.

Adjudication covers all activities supporting the operations of criminal, civil, and juvenile judicial institutions from the highest appellate court to trial courts of least jurisdiction. Included are pretrial, trial, and sentencing procedures as well as the related functions of prosecution, defense, and the judiciary. Nonjudicial court administrative organizations and programs providing nonlegal services in lieu of continuing court intervention are included in this category.

Corrections includes all Federal, State, and local agencies that provide residential or nonresidential services to probationers, inmates, parolees, and ex-offenders. Also classified as corrections efforts are residential programs for delinquent or dependent youth and all court-ordered community and civil sanctions or placements.

System support includes activities that affect more than one component of the criminal or juvenile justice system. These encompass programmatic activities (such as comprehensive data systems or systemwide training efforts), activities that support the development of law and policy (legislative efforts and operations analysis), or the application of systemwide resources to special target groups, such as victims and minority groups. Accordingly system support is not limited to computerized information or ADP systems.

Juvenile justice and delinquency prevention means any program activity concerning juvenile delinquency prevention, control, diversion, treatment, rehabilitation, planning, education, training, and research, including drug and alcohol abuse programs, the improvement of the juvenile justice system, and any program or activity for neglected, abandoned, or dependent youths as well as youths who are in danger of becoming delinquent.

Drug abuse means any project or program whose primary or principal focus or thrust is drug or alcohol abuse prevention, treatment, or related activity.

Obligations of Formula Grant Funds

In response to the legislative requirements, LEAA has reported annually on State commitment of funds under the formula grant program. Initially this information was reported in terms of expenditures; however, variations

among the States in recording expenditure data yielded a somewhat distorted picture of formula grant activity for the reporting year. As a result, it was decided to use obligations of funds as the index to present a more accurate indication of fund flow.

In addition to reporting on current year monies, data for obligations of prior years' funds have been included. This expanded report was felt to be warranted in view of the following considerations:

- States have up to three years to obligate and expend block grant money that is distributed by LEAA. (This period may be extended.)
- All State Criminal Justice Councils depend on their State legislatures for appropriations necessary to match LEAA funds. Legislatures' sessions—and, in many instances, States' fiscal years—do not fit with congressional and Agency program and budget cycles. Delays caused by these discrepancies are greater in some States than in others. But in almost all States, the Criminal Justice Councils must wait several months into the fiscal year before obligating LEAA funds.
- In most States, too, supervisory boards must review and approve each grant awarded by State Criminal Justice Councils. The majority of boards meet quarterly, and these deliberations on grant applications also delay obligation of funds.

- Start-up activities attendant upon certain types of projects are often protracted, and it is frequently some time before funds are actually expended.

Data on obligation activity by the States in 1980 is presented in Table 1. A total of \$240,360,674 was committed by the Criminal Justice Councils during the year: \$143,509,087 in 1980 Part D funds (nearly 70 percent of the total allocation), \$69,089,963 in 1979 funds, and \$27,761,624 in 1978 funds.

The figures given for allocations of 1980 funds (Line A in Table 1) show the aggregate apportionment of formula grants by the Criminal Justice Councils' among the five program components.

Lines B, C, D, and E represent funds actually committed for specific projects in these program areas.

Apart from corrections programs which were allocated 26 percent of current year funds, there was remarkable uniformity in the 1980 allocations: prevention 17.8 percent, enforcement 18.5 percent, adjudication 18.7 percent, and system support 19 percent.

The spread of funds obligated during the year showed a more traditional pattern with the largest proportion going to the three major operational categories—enforcement 25 percent, adjudication 26 percent, corrections 23 percent. Obligations for prevention and system support projects accounted for 13 percent each.

Table 1. Obligations by Criminal Justice Components
Part C and Part E Block Grants
Fiscal Year 1980

	Prevention	Enforcement	Adjudication	Corrections	System Support	Total	JJDP*	Drug Abuse*
Part I								
FY 1980 Funds								
A. Allocations**	36,854,000	38,303,000	53,831,000	38,717,000	39,338,000	207,043,000**	42,713,000	4,141,000
B. Obligations	19,018,382	37,612,836	37,059,523	28,798,711	20,028,635	143,509,087	24,398,248	1,467,469
Part II								
Prior Years Funds								
Obligated by SPA								
in FY 1980								
C. FY 1979 Funds	9,565,510	17,030,095	17,313,354	18,745,977	6,435,027	69,089,963	17,726,446	1,453,247
D. FY 1978 Funds	3,855,714	5,501,339	7,485,221	6,663,469	4,255,881	27,761,624	7,468,881	623,482
Part III								
Total Obligations								
by SPA in FY 1980								
(Sum of B, C, and D Above)	32,439,606	60,144,270	61,858,098	54,199,157	31,719,543	240,360,674	49,954,249	3,544,198

* Included in figures under program components.
** Does not include \$32,191,000 in Part D funds allocated by formula for planning and administration.

Innovative State Projects

In this section, LEAA responds to the Congress' mandate to include in its annual report "the descriptions and

number of programs and project areas, and the amounts expended therefor, which are innovative or incorporate advanced techniques and which have demonstrated promise of furthering the purposes of this title." To accommodate the

State-LEAA reporting system, obligations rather than expenditures will serve as the index of fund commitments for innovative projects.

In collecting data for this section the following definitions were used.

- **Innovative:** characterizing a program or project funded or undertaken by a CJC in its State which is new or introduced as new. "New" means new to the criminal justice system to the best of the CJC's knowledge. It does not mean new to the State or new to the CJC.

- **Incorporate advanced techniques:** a program or project area that uses new mechanisms to reduce crime or to improve the criminal justice system.

- **Demonstrated promise of furthering the purposes of this title:** projects or program areas that in addition to being innovative or having incorporated advanced techniques also have proved measurably successful in reducing crime or improving criminal justice.

Information was collected on projects ending in 1980 that were designated by the CJC's as being innovative or particularly promising. States were instructed to draw on their knowledge and expertise and use their own judgments in determining whether a given project met the above criteria. They were not asked to survey all other CJC's for corroboration, but were, however, required to assure that the

innovations or advanced techniques they cited did demonstrate promise for furthering the purposes of the Act.

Overview & Summary. Criminal Justice Councils' submissions identified 597 innovative LEAA-funded projects. (See Table 2.)

Forty-three of the 57 jurisdictions responding reported on innovative projects. The distribution of these projects over the five criminal justice program components and the amount of funds obligated for these projects are shown in Table 2. These innovations, in order of percentage of total projects, are as follows: corrections, 174 (29 percent); enforcement, 149 (25 percent); adjudication, 135 (23 percent); prevention 91 (15 percent); and system support, 48 (8 percent). Twenty-seven percent of these projects (160) were in the juvenile justice area, and 16 projects (3 percent) had a drug abuse component. Of the 43 States reporting, 26 States (60 percent) listed innovations in prevention; 24 States (59 percent) listed innovations in enforcement; 32 States (74 percent) listed innovations in adjudication; 30 States (70 percent) listed innovations in corrections; and 20 States (47 percent) listed innovations in system support.

In addition, 29 States (67 percent) noted innovations in the juvenile justice area, and nine States (21 percent) reported an innovative drug abuse project.

police social services/community relations, communications technology, and personnel.

Innovative methods of investigation reported dealt with a variety of crimes, such as arson, consumer fraud, and drug abuse as well as organized, economic, and white-collar crimes.

The greatest number of innovations was in the area of communications, with 41 projects reported. Half of this number dealt with techniques for facilitating communications coordination and another 15 were specifically related to radio communications. Innovations in the provision of basic police services accounted for 24 of the 149 enforcement projects reported on and included programs in the areas of personnel, police legal advisors, and training. Programs dealing with records and information management accounted for 15 projects; investigative services, 16 projects; patrol services, 14 projects; social service and community relations, 13 projects; forensic services, 11 projects; organization and management, eight projects; and administration, seven projects.

Adjudication. A total of 135 innovative adjudication projects were reported by the States. The breakout of projects by category is as follows: intake and pretrial services, 33 projects; prosecution services, 25 projects; citizen involvement/victim-witness assistance, 20 projects; defense services, 16 projects; judicial administration, 14 projects; detention and residential supervision, eight projects; adjudication standards, seven projects; automated legal research, 6 projects; and community relations and judicial process, three projects each.

Corrections. There were 174 corrections innovations reported in 1980, apportioned among major corrections categories as follows: probation/parole and ex-offender services, 50 projects; inmate services (training, drug treatment, medical/dental services, recreational programs and inmate classification), 39 projects; special residences (halfway houses, group homes), 30 projects; facility support services (communications, security, transportation), 19 projects; organization and management (planning, research, records, and information systems), 18 projects; re-entry, work release, and restitution programs, nine projects; comprehensive correctional services, five projects; and two projects each in citizen action projects and legal rights and responsibilities.

System Support. The States reported on 48 projects in the area of system support: training and education, 17 projects; information and communications systems, 10 projects; program management and assessment, nine projects; criminal justice research, six projects; crime specific programs, three projects; and legislation policy and standards, general system support, and personnel, one project each.

Juvenile Justice and Delinquency Prevention. A total of 160 innovative projects directed wholly or in part at juveniles was reported in 1980. The bulk of these projects was in areas of prevention, 52 projects; corrections, 53 projects; and adjudication, 45 projects; with five projects each reported in enforcement and system support. Types of projects cited were youth services bureaus, educational programs, police social services, court-based diversion, victim services, defense services, and halfway houses.

Drug Abuse. The States reported 16 innovative projects

with a drug abuse component: corrections, eight projects; enforcement, five projects; adjudication, two projects; and one prevention project. Most of the projects were related to treatment; three were in the area of white-collar crime investigation and narcotics enforcement.

State Replication of Successful Projects

Replication for purposes of this report by the CJC's was defined as "... an investment, consciously made by a State Planning Agency in its State, in a particular program or project area, based on a success experienced elsewhere." The States were asked to report obligations made for such replications during fiscal year 1980 using fiscal year 1980 and prior years' funds. In addition, they were asked to indicate how much money had been obligated in all previous years for projects identified in fiscal year 1980 as replications.

Replications data submitted for 1980 are summarized in Table 3. The total number of projects, 4,254, was only one project less than that reported for 1979. Compared with 1979 data, there was a decrease in the number of prevention, enforcement, and corrections projects and projects for juveniles. There was an increase, though, in the numbers of replications in adjudication and system support as well as projects with a drug abuse component. A comparison of 1979 and 1980 replications data, in terms of numbers of projects and amount of funds obligated by component, is presented in Table 4.

Number of Projects. The rank order of program components in terms of percentage of the total number of replications remained the same as in 1979, with only minor variations within three of the five categories; i.e., adjudication and system support projects each increased 1 percent, offsetting a 2 percent decrease in corrections projects.

Obligations. Here, too, the relative ranking of the program components in terms of all-years funds obligated is the same as last year, again with minimal differences in percentages: an increase of 2 percent and 1 percent for system support and adjudications projects, respectively, and a 3 percent decrease in obligations for enforcement projects.

There was a decrease in juvenile justice projects both as a percentage of the total number of replications (down 3 percent from 1979) and the amount of funds obligated (down 2 percent). Drug abuse projects increased in both these categories by 2 percent and 1 percent respectively.

Prevention. Forty-six percent (292 projects) of the 635 prevention replications were in the area of security programs and systems. By far the largest number of these (251) were community crime prevention programs. Other major categories were youth service programs, 190 (30 percent), and education and employment programs, 90 (14 percent). Family service programs accounted for 5 percent of replications (31 projects) as did community drug and alcohol programs (32 projects).

Enforcement. The majority of enforcement replications centered on seven categories: basic police resources, such as personnel and training, 335 projects (23 percent); communications, 326 projects (23 percent); police social service and community relations, 247 projects (17 percent); in-

**Table 2. Innovations by Program Component
Number of Projects and Amount Obligated**

Program Component	Number of Projects	Obligations In FY 1980			Obligations in all Previous Years*	
		FY 1980 Funds	Prior Years' Funds	Total	Previous Years*	Total
Prevention	91	\$371,556	\$ 814,979	\$1,186,535	\$ 3,245,460	\$ 4,431,995
Enforcement	149	\$194,370	\$ 406,444	\$ 600,814	\$ 7,833,983	\$ 8,434,797
Adjudication	135	\$166,674	\$2,041,877	\$2,208,551	5,067,933	7,276,484
Corrections	174	\$170,485	\$ 930,624	\$1,101,109	\$ 7,177,721	\$ 8,278,830
System Support	48	\$ 0	\$ 209,165	\$ 209,165	\$ 3,055,074	\$ 3,264,239
Total	597	\$903,085	\$4,403,089	\$5,306,174	\$26,380,171	\$31,686,345
Juvenile Justice**	160	\$488,753	2,742,672	\$3,231,425	\$ 5,588,740	8,820,165
Drug Abuse**	16	\$ 14,090	\$ 54,162	\$ 68,252	\$ 908,519	\$ 976,771

* Funds Obligated Over the History of the Projects Reported.
** Included in Program Component Figures.

The following paragraphs summarize the type of innovative projects implemented in 1980, as detailed by the States.

Prevention. Of the 91 innovative prevention programs reported 45 (50 percent) were designed in whole or in part for juveniles. The various projects included vocational guidance and counseling, family and parent-child counseling, alcohol and drug abuse education and rehabilitation, social services, shelter care, child abuse prevention, employment programs, alternative education, and recreation. The

second major category (33 projects) focused primarily on community crime prevention and included programs to educate community residents in crime prevention techniques to encourage them to report activity in their community; programs to aid the elderly; public awareness programs; property marking; neighborhood watch; and target hardening.

Enforcement. The States reported 149 innovative enforcement projects. These projects fell into the categories of investigation (including intelligence surveillance operations),

**Table 3. Replications by Program Component
Numbers of Projects and Amounts Obligated**

Program Component	Number of Projects	Obligations In FY 1980			Obligations in all Previous Years*	Total
		FY 1980 Funds	Prior Years' Funds	Total		
Prevention	635	\$1,664,191	\$ 3,084,281	\$ 4,748,472	\$ 15,733,131	\$ 20,481,603
Enforcement	1,433	\$1,926,042	\$ 3,750,935	\$ 5,676,977	\$ 33,502,484	\$ 39,179,461
Adjudication	1,108	\$2,262,945	\$ 3,879,198	\$ 6,142,143	\$ 31,679,444	\$ 37,821,587
Corrections	722	\$1,565,564	\$ 5,823,523	\$ 7,389,087	\$ 23,510,515	\$ 30,899,602
System Support	356	\$1,480,988	\$ 2,401,791	\$ 3,882,779	\$ 11,478,791	\$ 15,361,570
Total	4,254	\$8,899,730	\$18,939,728	\$27,839,458	\$115,904,365	\$143,743,823
Juvenile Justice**	911	\$1,836,521	\$ 3,826,070	\$ 3,826,070	\$ 22,822,860	\$ 28,485,451
Drug Abuse**	160	\$ 87,955	\$ 493,786	\$ 493,786	\$ 3,771,012	\$ 4,352,753

* Funds Obligated Over the History of the Projects Reported.

** Included in Program Component Figures.

**Table 4. Replications: Rank Order of Program Components
as a Percentage of Category Totals
1979 and 1980**

1979		Percent of Category Total	1980		% Change Between 1979/1980
Category	Program Component		Program Component	Percent of Category Total	
Number of Projects	Enforcement	34	Enforcement	34	—
	Adjudication	25	Adjudication	26	+1
	Corrections	19	Corrections	17	-2
	Prevention	15	Prevention	15	—
	System Support	7	System Support	8	+1
Obligations	Enforcement	32	Enforcement	29	-3
	Adjudication	25	Adjudication	27	+2
	Corrections	20	Corrections	20	—
	Prevention	14	Prevention	14	—
	System Support	9	System Support	10	+1
Juvenile Justice*	Number of Projects	24	Number of Projects	21	-3
	Obligations	22	Obligations	20	-2
Drug Abuse*	Number of Projects	2	Number of Projects	4	+2
	Obligations	2	Obligations	3	+1

* Included in Program Component Figures.

vestigations, 173 projects (12 percent); records and information systems, 109 projects (8 percent); forensic services, 82 projects (6 percent); and patrol, 62 projects (4 percent). Administration and facilities projects accounted for only 1 percent of total replications each.

Adjudication. The largest share of replications in this area focused on prosecution, 295 projects (27 percent). This category was followed, in order, by intake and pretrial services, 192 projects (17 percent); citizen participation and assistance, 185 projects (17 percent); judicial administra-

tion, 122 projects (11 percent); court technology (records management, information systems, automated legal research), 92 projects (8 percent); defense services, 61 projects (6 percent); the court system, 38 projects (3 percent); the judicial process, 31 projects (3 percent); and facilities, community relations, and security, 19 projects (less than 1 percent each).

Corrections. Replications were reported in 10 corrections categories: inmate services, 164 projects (23 percent); probation/parole and ex-offender services, 160 projects (22 percent); facilities and facilities support services, 151 projects (21 percent); special residences, 103 projects (14 percent); re-entry and restitution programs, 51 projects (7 percent); organization and management, 46 projects (6 percent); comprehensive correctional services, 23 projects (3 percent); legal rights and responsibilities, 14 projects (2 percent); citizen participation, four projects (1 percent); and general corrections, six projects (1 percent).

System Support. Replications in this program component were reported in 10 categories: interagency training and education, 106 projects (30 percent); program management and assessment, 85 projects (24 percent); information and communications systems, 85 projects (24 percent); comprehensive criminal justice programs, 25 projects (7 percent); public participation, 15 projects (4 percent); criminal justice research, 12 projects (3 percent); legislation, policy, and standards, 10 projects (3 percent); general systems support, 10 projects (3 percent); personnel, four projects (1 percent); and facilities, four projects (1 percent).

Juvenile Justice and Delinquency Prevention. Thirty-one percent of the 911 replications directed wholly or partly at juveniles (275 projects) were focused on prevention. Youth services programs (171) and educational and employment projects (82) comprised the bulk of these replications. Adjudication projects accounted for 26 percent of juvenile justice replications, with emphasis on intake and pretrial

services; enforcement projects, 22 percent, centered on the area of police social services; corrections projects, 18 percent of juvenile justice replications, dealt principally with probation/parole and special residences; and system support projects, 3 percent, were devoted to educational services.

Drug Abuse. The 160 replications with a drug abuse element were distributed over the five program components as follows: enforcement, 38 percent; corrections, 26 percent; prevention, 25 percent; adjudication, 8 percent; and system support, 2 percent.

Accomplishment of State Project Goals

For the reporting year 1980 the CJC's were asked to provide data on all their projects that ended during 1980 in terms of how successful these projects were in meeting their objectives. A total of 9,652 projects were reported. Of this number, 9,463 (98 percent) were reported as having been successful, and 189 (2 percent) as having failed to meet their objectives.

The accompanying tables present the breakout of numbers of projects and funding obligations in the five program components for projects where the purpose was achieved (Table 5) and where the purpose was not achieved (Table 6).

Aggregate Analysis. In terms of percentage of projects that achieved their purpose, the overall average was 98 percent. Enforcement led all other program components with 99 percent. Adjudication and system support came next with 98 percent each, and corrections and prevention projects showed lower than average achievement rates. Figures for projects with a juvenile justice or drug abuse component also fell below the average, showing achievement levels of 96 percent and 97 percent respectively.

**Table 5. Program Purpose Achieved
By Program Component
Numbers of Projects and Amounts Obligated**

Program Component	Number of Projects	Obligations In FY 1980			Obligations in all Previous Years*	Total
		FY 1980 Funds	Prior Years' Funds	Total		
Prevention	1,117	\$ 2,573,867	\$ 5,121,357	\$ 7,695,224	\$ 29,067,386	\$ 36,762,610
Enforcement	3,542	\$ 3,727,142	\$ 7,021,363	\$ 10,748,505	\$ 66,636,757	\$ 77,385,262
Adjudication	2,320	\$ 3,868,499	\$ 8,062,443	\$ 11,930,942	\$ 57,136,354	\$ 69,067,296
Corrections	1,666	\$ 2,619,215	\$ 10,375,722	\$ 12,994,937	\$ 53,146,840	\$ 66,141,777
System Support	818	\$ 2,282,220	\$ 4,549,267	\$ 6,831,487	\$ 30,708,068	\$ 37,539,670
Total	9,463	\$15,070,943	\$35,130,152	\$50,201,095	\$236,695,405	\$286,896,615
Juvenile Justice**	1,779	\$ 2,718,416	\$ 9,370,809	\$ 12,089,285	\$ 44,570,649	\$ 56,659,934
Drug Abuse**	272	\$ 138,826	\$ 585,299	\$ 724,125	\$ 7,159,049	\$ 7,883,174

* Funds Obligated Over the History of the Projects Reported.

** Included in Program Component Figures.

**Table 6. Program Purpose Not Achieved
By Program Component
Numbers of Projects and Amounts Obligated**

Program Component	Number of Projects	Obligations In FY 1980			Obligations in all Previous Years*	Total
		FY 1980 Funds	Prior Years' Funds	Total		
Prevention	40	\$ 44,728	\$149,368	\$ 194,096	\$ 687,187	\$ 881,283
Enforcement	45	\$480,000	\$ 6,354	\$ 486,354	\$2,147,228	\$2,633,582
Adjudication	38	\$ 15,920	\$ 17,518	\$ 33,438	\$1,037,625	\$1,071,063
Corrections	49	\$119,481	\$272,496	\$ 391,977	\$1,523,985	\$1,915,962
System Support	17	\$ 13,624	\$ 14,244	\$ 27,868	\$1,221,361	\$1,249,229
Total	189	\$673,753	\$459,980	\$1,133,733	\$6,617,386	\$7,751,119
Juvenile Justice**	65	\$ 63,998	\$313,782	\$377,780	\$1,533,536	\$1,911,366
Drug Abuse**	9	\$ 0	\$ 31,464	\$ 31,464	\$ 243,706	\$ 275,170

* Funds Obligated Over the History of the Projects Reported.
** Included in Program Component Figures.

Table 7. Program Component Achievement Levels

	Number of Projects	Purpose Achieved	Purpose Not Achieved	Ratio Achieved/Not Achieved
Total	9,652	9,463 (98%)	189 (2%)	50:1
Enforcement	3,587	3,542 (99%)	45 (1%)	79:1
Adjudication	2,358	2,320 (98%)	38 (2%)	61:1
System Support	835	818 (98%)	17 (2%)	48:1
Corrections	1,715	1,666 (97%)	49 (3%)	34:1
Prevention	1,157	1,117 (97%)	40 (4%)	28:1
Juvenile Justice*	1,844	1,779 (96%)	65 (4%)	27:1
Drug Abuse*	281	272 (97%)	9 (3%)	30:1

* Included in Program Component Figures above.

**Table 8.
Achievement Rates by Program Category**

Program Category	Percentage of Program Component	Percentage Successful
Prevention		
Prevention—General	4	100
Family Services Program	7.7	98.8
Security Programs & Systems	40.0	97.8
Education & Employment Programs	14.3	95.6
Youth Services Program	32.2	95.2
Community Drug & Alcohol Programs	5.3	93.2

An analysis of project success rates by standard LEAA program categories is presented in Table 8. These program categories are listed in order of percentage of successful projects reported within the category. Figures also are given showing the proportion of component projects each of these categories represents.

State Project Continuations

States submitted data to LEAA on the total number of projects ending in fiscal 1980, the number not continued after the termination of LEAA funds, the number of projects continued both at the State and local levels, and projects which by their very nature were not eligible or intended to be continued. Data are reported by criminal justice system components.

**Table 8. (continued)
Achievement Rates by Program Category**

Program Category	Percentage of Program Component	Percentage Successful
Enforcement		
Enforcement—General	.1	100
Personnel Administration	1.4	100
Basic Police Resources	28.0	100
Communications	25.6	99.4
Patrol Services	3.7	99.2
Investigation Services	11.4	99.2
Forensic Services	7.4	99.2
Organization and Management	3.6	98.4
Records and Information Systems	7.1	97.6
Social Services/Community Relations	10.6	97.3
Facilities	1.1	81.6
Adjudication		
Adjudication	.2	100
Community Relations	.4	100
Facilities	2.8	100
Defense Services	6.8	99.4
The Court System	5.3	99.2
Judicial Process	4.8	99.1
Citizen Improvement & Assistance	11.5	98.9
Judicial Administration	13.1	98.7
Prosecution	27.2	98.4
Court Technology	9.2	98.1
Intake and Pretrial Services	13.4	97.4
Detention & Residential Supervision	5.2	96.6
Corrections		
Citizen Information & Action Programs	1.1	100
Organization and Management	7.7	98.4
Facilities & Facilities Support Services	27.1	98.2
Comprehensive Correctional Services	3.1	98.0
Re-entry and Restitution Programs	6.1	97.0
Special Residence	12.8	96.6
Legal Rights and Responsibilities	1.7	96.4
Inmate Services	17.9	96.2
Probation/Parole, Ex-Offender Services	21.8	96.0
Corrections—General	.7	90.9
System Support		
System Support—General	3.4	100
Public Participation in the Criminal Justice System	2.6	100
Personnel	1.5	100
Facilities	1.1	100
Program Management/Assessment	27.3	99.5
Training & Education	26.2	98.1
Information & Communications Systems	23.1	97.3
Legislation, Policy and Standards	3.1	96.0
Comprehensive Criminal Justice Programs	5.9	95.7
Criminal Justice Research	5.7	93.5

Programs in juvenile justice and delinquency prevention and drug abuse are included in the five primary program categories and are reported again separately in response to congressional interest in these subject areas.

A total of 6,173 projects ended in 1980 (see Table 9). Of this number, 2,263 (37 percent) were continued with State, local or other source funds (See Table 10). Of the remaining 3,910 projects, 579 (14 percent) were discontinued because funding was not available; 3,171 (81 percent) because they were not eligible; and 160 (4 percent) because they had had no appreciable impact.

Prevention showed the highest continuation rate (61 percent of all projects for which LEAA funding was terminated), followed by adjudication (44 percent), corrections (43 percent), enforcement (27 percent), and system support (26 percent). Over half of the juvenile justice and drug abuse projects were continued (58 percent and 57 percent, respectively).

In addition to providing the number of projects continued by State and local units of government, the States reported on the level at which the projects were continued, i.e., at an increased, comparable, or reduced level. The indicators refer not so much to higher or lower dollar amounts as to the scope and activity levels of the projection funding. Approximately 80 percent of the projects that were continued by States and localities were continued at levels comparable in scope and activity to that of the last year of LEAA funding. The remaining 23 percent were divided as follows: reduced level 16 percent; increased level 4 percent.

Among prevention projects, those dealing with security programs and systems were the most frequently continued (41 percent of all prevention projects). Youth service programs were second, with 33 percent of the continuations, followed by education and employment programs (13 percent), community drug and alcohol programs (7 percent), and family service programs (5 percent).

Enforcement programs continued were basic police resources, 26 percent; communications, 16 percent; police social services and community relations, 16 percent; forensic services, 6 percent; patrol services, 5 percent; and organization and management, 5 percent.

Adjudication continuations occurred in the following program areas: prosecution services, 25 percent; intake and pretrial services, 18 percent; victim-witness assistance, 17 percent; judicial administration, 10 percent; detention/residential supervision, 7 percent; and court technology, 6 percent.

Continuations in corrections focused on inmate services, 26 percent; probation/parole/ex-offender services, 20 percent; special residences, 20 percent; facilities and facilities support services, 13 percent; organization and management programs, 10 percent; and re-entry and restitution programs, 6 percent.

Forty percent of the system support continuations were for criminal justice communications and information systems projects. Interagency training and education projects accounted for 23 percent. The remaining continuations were in the following program areas: program management, 11 percent; criminal justice research, 9 percent; comprehensive criminal justice programs, 7 percent; and citizen involvement programs, 5 percent.

**Table 9. Continuation of Projects
After Termination of LEAA Funding**

Projects for Which LEAA Funds Discontinued	Projects Continued With Non-LEAA Funds					Projects Not Continued				
	Increased Level	Comparable Level	Reduced Level	Total	(%)	Not Eligible	No Funds Available	No Impact	Total	(%)
Prevention 630	14	295	74	383	(61)	141	80	26	247	(39)
Enforcement 2,759	27	608	115	750	(27)	1,773	167	69	2,009	(73)
Adjudication 1,312	23	459	91	573	(44)	585	131	23	739	(56)
Corrections 996	27	350	56	433	(43)	448	86	29	563	(57)
System Support 476	5	89	30	124	(26)	224	115	13	352	(74)
Total 6,173	96	1,801	366	2,263	(37)	3,171	579	160	3,910	(63)
Juvenile Justice* 957	30	458	71	559	(58)	258	103	37	398	(42)
Drug Abuse* 173	3	77	18	98	(57)	44	44	7	75	(43)

* Included in Program Component Figures.

**Table 10. Number of Projects Continued
With Non-LEAA Funds**

	<u>Total</u>		<u>State</u>		<u>Local</u>		<u>Other Federal or Non- Government</u>	
<u>Program Component</u>		<u>No.</u>	<u>Percent</u>	<u>No.</u>	<u>Percent</u>	<u>No.</u>	<u>Percent</u>	
Prevention	383	42	(11)	277	(72)	64	(17)	
Enforcement	750	104	(14)	600	(80)	46	(6)	
Adjudication	573	164	(29)	334	(58)	75	(13)	
Corrections	433	209	(48)	170	(39)	54	(13)	
System Support	124	45	(36)	59	(48)	20	(16)	
Total	2,263	564	(25)	1,440	(64)	259	(11)	
Juvenile Justice*	559	120	(21)	347	(62)	92	(16)	
Drug Abuse*	98	20	(20)	65	(66)	13	(13)	

* Included in Program Component Figures.

Of the 2,263 projects continued with non-LEAA monies, 564 (25 percent) were funded at the State level, 1,440 (64 percent) at the local level, and 259 (11 percent) from other Federal or nongovernmental sources.

The percentage of projects continued in 1980 after termination of LEAA funding was down slightly from last year i.e., 37 percent in 1980 compared with 39 percent in 1979. Current year data still compares favorably, however, with that for 1978 which showed a continuation rate of 33 percent.

Juvenile Justice and Delinquency Prevention Act Compliance

In fiscal year 1979 an additional Territory became eligible for participation under the Juvenile Justice and Delinquency Prevention Act of 1974, raising the number of eligible States and Territories to 57.

During fiscal year 1978 a total of 50 States were awarded funds under the Act. This was increased by one in 1979 with the addition of a Territory to the group.

Of the 50 participating States in 1980, 36 have participated since 1975 and were thus required to achieve substantial compliance with Section 223(a)(12)(A) of the Act to maintain eligibility for fiscal year 1981 formula grant funds.

These 36 States are as follows:

Alaska	Montana
Arizona	New Hampshire
Arkansas	New Jersey
California	New Mexico
Connecticut	New York
Delaware	Ohio
District of Columbia	Oregon
Florida	Pennsylvania
Georgia	South Carolina
Idaho	Texas
Illinois	Vermont
Indiana	Washington
Iowa	Wisconsin
Louisiana	Puerto Rico
Maine	Guam
Maryland	Trust Territories of the
Massachusetts	Pacific Islands
Michigan	Virgin Islands
Minnesota	

The other 14 States, which are required to demonstrate substantial compliance to maintain eligibility for fiscal year 1981 and subsequent formula awards, are as follows:

FY 1981 Funds

Colorado	Tennessee
Kentucky	Virginia
Missouri	American Samoa
Rhode Island	

FY 1982 Funds

Alabama	Mississippi
Kansas	

FY 1983 Funds

North Carolina	West Virginia
Utah	Northern Mariana Islands

The seven States not participating in the Act are as follows:

Hawaii	Oklahoma
Nebraska	South Dakota
Nevada	Wyoming
North Dakota	

Section 223(a)(14) requires States to provide for an adequate system of monitoring jails, detention facilities, correctional facilities and nonsecure facilities to ensure that the requirements of subparagraphs(12)(A) and (13) are met and for annual reporting of the results of such monitoring to the Associate Administrator. December 31 has been established as the date for submitting the annual monitoring report. Of the 51 participating States, two were not required to submit a 1978 monitoring report due to their late participation in 1978. Thus during fiscal year 1979, OJJDP received and reviewed 49 reports to determine the progress toward the deinstitutionalization and separation requirements. To date during fiscal year 1980, OJJDP has received

32 of the 51 reports due. Thirteen of the 32 reports have been reviewed and analyzed.

According to the most recently submitted State monitoring report, the following is a summary of compliance with Section 223(a)(12)(A) and (13).

Fifty States have demonstrated progress toward deinstitutionalization compliance, with 41 States demonstrating substantial compliance (e.g., a 75 percent reduction in the number of status offenders and nonoffenders held in juvenile detention or correctional facilities). Six States have demonstrated no progress, but five are not required to demonstrate substantial compliance until the 1979 or subsequent report. The 1979 report will be reviewed and analyzed during fiscal year 1980. OJJDP cannot determine the progress made in six States due to either a lack of complete information supplied or the unavailability of data.

Those 41 States demonstrating substantial, or better, compliance are as follows:

Alaska	Montana
Arizona	New Hampshire
Arkansas	New Jersey
California	New Mexico
Connecticut	New York
Delaware	Ohio
District of Columbia	Oregon
Florida	Pennsylvania
Georgia	Puerto Rico
Idaho	Rhode Island
Illinois	South Carolina
Indiana	Texas
Iowa	Vermont
Louisiana	Virginia
Maine	Washington
Maryland	American Samoa
Massachusetts	Guam
Michigan	Virgin Islands
Minnesota	Northern Mariana Islands

There are 17 States reporting compliance with Section 223(a)(13) of the Act regarding separation of juveniles and adults. Twenty-five other States reported progress in the area of separation, while five reflect no progress. OJJDP could not determine the progress made in four states due to a lack of sufficient information or the unavailability of data.

The 15 States that report compliance with the separation requirements are:

Connecticut	North Carolina
Delaware	Rhode Island
District of Columbia	Vermont
Hawaii	Virgin Islands
Maryland	Puerto Rico
Massachusetts	American Samoa
Michigan	Guam
Minnesota	Trust Territories
New York	

Review of Plans. During 1980 OJJDP's Formula Grant and Technical Assistance Division reviewed and approved 50 juvenile justice and delinquency prevention grant awards. The division also reviewed and concurred in the approval of 57 Crime Control Act awards.

Review of the juvenile justice and delinquency prevention

program centered around four areas: deinstitutionalization, separation, monitoring, and advanced techniques. These were viewed as key elements to be addressed for a successful implementation of the JJDP Act.

Of a total of \$60,292,000 in formula grant funds awarded in 1980, \$33,160,600 (or 55 percent) was allocated to programs that had deinstitutionalization of status offenders and nonoffenders as their objective.

In addition to the funds allocated for deinstitutionalization, a majority of the States allocated a substantial portion of their funds for programs such as diversion, prevention, and alternative schools. Although these programs were not considered by OJJDP, they also have an impact on the deinstitutionalization of status offenders and nonoffenders.

OJJDP also examined the plans to insure that funds were being equitably allocated toward separation and monitoring.

OJJDP's review of the 1979 plans indicated that all States participating in the Act awarded at least 75 percent of their allocation for programs that utilized advanced techniques. This is consistent with the requirements of Section 223(a)(10) of the Act.

Maintenance of Effort. Section 261(b) of the Juvenile Justice and Delinquency Prevention Act states that: "In addition to the funds appropriated under Section 261(a) of the Juvenile Justice and Delinquency Prevention Act of

1974, the Administration shall maintain from the appropriation for the Law Enforcement Assistance Administration each fiscal year at least 19.15 percent of the total appropriations for the administration of juvenile delinquency programs."

The State Criminal Justice Councils are required to comply with this section. In 1980 LEAA awarded a total of \$310,650,000 in Part C and Part E funds. Of this amount, \$66,820,815 or 21.51 percent of the total Part C and Part E allocation was allocated toward juvenile justice-related programs and projects.

In 1980 the guideline requirements for maintenance of effort required all 57 State CJsCs to allocate a minimum of 19.15 percent of their total Crime Control Act allocation for juvenile justice programs. Prior to 1979 all States were required only to meet the maintenance of effort requirement in the aggregate, which meant that all States together must allocate at least 19.15 percent of their LEAA funds to juvenile justice activities. In 1980 all States met or exceeded the 19.15 percent requirement. There was a wide range in the percentage of funds allocated toward juvenile justice activities from the 19.15 percent minimum to over 50 percent. Two States, Wyoming and Connecticut, allocated over 30 percent of their funds toward juvenile-related activities. The majority of the States fell within the 20 to 30 percent range.

National Institute of Justice

The Justice System Improvement Act of 1979 established a new research and development center within the Department of Justice—the National Institute of Justice (NIJ). NIJ replaced the Law Enforcement Assistance Administration's National Institute of Law Enforcement and Criminal Justice, which was the first major program of Federal support for criminal justice research.

The 1979 legislation gave the National Institute of Justice a broader mandate and autonomy. NIJ is authorized to conduct research on a wide range of criminal justice issues and to explore aspects of the civil justice system as they relate to criminal justice. Operating under the general authority of the Attorney General, the NIJ Director, who is appointed by the President subject to Senate confirmation, makes final decisions on all grants, cooperative agreements, and contracts awarded by the Institute. The Director is assisted by a 21-member advisory board, also appointed by the President, which recommends policies and priorities to NIJ and advises on peer review procedures.

Functions of NIJ. Congress directed the National Institute of Justice to:

- Sponsor research and development to improve and strengthen the criminal justice system and related civil justice aspects with a balanced program of basic and applied research.
- Evaluate the effectiveness of federally-funded justice improvement programs and identify programs that promise to be successful if continued or repeated.
- Test and demonstrate new and improved approaches to strengthen the justice system and recommend actions that can be taken by Federal, State, and local governments and private organizations and individuals to achieve this goal.
- Disseminate information from research, demonstrations, evaluations, and special programs to Federal, State, and local governments, and serve as an international clearinghouse of justice information for practitioners and researchers.
- Train criminal justice practitioners in research and evaluation findings and assist the research community through fellowships and special seminars.

The **Office of Research Programs** sponsors basic and applied research through its five divisions: The Center for Study of the Correlates of Crime and Determinants of Criminal Behavior, Community Crime Prevention, Police, Adjudication, and Corrections.

The **Office of Research and Evaluation Methods** administers methodological research and development projects, focusing on measurement problems in justice research and evaluation.

The **Office of Program Evaluation** sponsors evaluations of national justice improvement programs, State and local crime control initiatives, and NIJ sponsored field tests.

The **Office of Development, Testing, and Dissemination** applies research results in the field and recommends pro-

posing approaches through the development of program models and the design and conduct of field tests. The Office also assesses the technological needs of justice agencies and develops standards for key items of equipment. Findings from research, development, testing, and evaluation are disseminated by the Office to appropriate audiences through a variety of vehicles including training and information-sharing workshops, an international clearinghouse of justice information, and a broad range of publications.

NIJ Long-Range Agenda. As noted above, NIJ planning benefits from the counsel of a Presidentially-appointed advisory board that is broadly representative of the various constituencies the program serves—State and local governments, criminal justice practitioners, researchers, community groups, and the general public.

Currently NIJ gives emphasis to the following subjects that are of long-range significance to the justice system:

- Violent crime and the violent offender.
- Career criminals and habitual offenders.
- Deterrence.
- Community crime prevention.
- The utilization and deployment of police resources.
- The pretrial process: consistency, fairness, and delay reduction.
- Sentencing.
- Rehabilitation.
- The correlates of crime and determinants of criminal behavior.
- Performance standards and measures for criminal justice.

Fiscal year 1980 Activities and Accomplishments. Under the JSIA, the National Institute of Justice is required to submit to the Congress a biennial report on the state of justice research covering fiscal years 1980 and 1981. A full accounting of NIJ programs and the results of its research, development, demonstration, and evaluation activities will be presented in that report. The following briefly highlights some of the major contributions of NIJ-sponsored studies and programs during 1980.

Violent Crime. Under an NIJ grant, a Center for the Interdisciplinary Study of Violent Crime has been established at the University of Pennsylvania. Directed by Dr. Marvin Wolfgang, the Center will conduct research on the correlates, causes, and control of criminal violence. During the first two years of the project the Center will survey the literature on violence and analyze extensive data on several large birth cohorts. These efforts will help pinpoint large gaps in knowledge about criminal violence so that future research plans can be carefully charted.

Homicide is the topic of a recent grant awarded to Southern Illinois University. This study on the nature and patterns of homicide will synthesize the available literature on the subject and examine data from across the Nation. Among the sources of information for the study will be the FBI's Uniform Crime Reports, the "Vital Statistics" reports of the Public Health Service, and data from a

representative sample of U.S. cities.

Career Criminals. The Rand Corporation, under NIJ grants, has compiled a wealth of data on career criminals from both official records and from reports made by offenders themselves. Research findings tend to corroborate the view that a relatively small percentage of offenders accounts for a disproportionate share of the crime. Interviews with 624 felons in five California State prisons, for example, showed that 8 percent committed more than 60 crimes each year during the three years before their imprisonment. More than half of those studied committed less than three crimes a year in the same period.

Rand is using the California data as well as information collected on prisoners in Michigan and Texas to assess the costs and crime reduction benefits of various imprisonment policies. Among the other studies funded is an examination of statutes and policies governing the use of juvenile records in adult proceedings, an analysis of offenders who participate in correctional programs in prisons, and an assessment of California's new determinate sentencing law.

Unemployment and Crime. Under NIJ auspices, the Vera Institute of Justice in New York City has been studying links between unemployment and crime under a research agreement with the Institute. Augmenting their intensive review of available evidence on the subject, researchers also interviewed high-risk youth as well as seasoned offenders in New York City. Findings from these preliminary efforts, although highly tentative, raise questions about the widely-held view that increases in crime parallel rises in unemployment and that employment is a solution to the crime problem. Such assumptions appear to oversimplify reality and apply perhaps to some but clearly not all types of offenders. However, because of the relatively small samples and the exploratory nature of the research done by the Vera Institute thus far, firm conclusions cannot yet be drawn. Questions about the reasons for shifting between jobs and crime remain, and untangling motives in work-crime patterns requires further probing. During the next few years the Vera Institute will interview criminal defendants as well as employers of "high risk" populations, develop socioeconomic profiles of selected New York neighborhoods, and use this data to help clarify relationships between work and crime.

Costs of Crime and Criminal Justice Services. Researchers at the NIJ-sponsored Center for Econometric Studies at the Hoover Institution have attempted to develop and improve techniques for estimating the costs of crime and justice system services.

Hoover researchers, for example, used data from the California superior court system for 1974-1976 to estimate the costs of adjudication. Not surprisingly, there is a large difference in costs between obtaining a guilty plea from a defendant and the completion of a trial. The researchers reported, however, that there appeared to be no difference in cost between jury and nonjury trials, suggesting that efforts to limit the use of juries may not produce very great reductions in court costs. Similar studies have looked at law enforcement costs and an analysis of the costs of corrections is nearing conclusion.

The final report of the Hoover research is expected to look beyond the costs of justice services to explore a variety of the other social costs of crime. Using the econometric

approach researchers will place a value on the benefits of crime control by estimating the costs of crime that are averted. This will require investigation of precisely how the costs of crime are to be measured, including estimates of the social costs of crime.

Fraud and Abuse in Government Benefit Programs. Research on this topic includes a recently completed assessment of prevailing enforcement methods for safeguarding the delivery of government benefits. Information was collected on 15 of the larger programs, including food stamps, unemployment insurance, Medicaid, vocational education, and Aid to Families with Dependent Children. Building thereon, a new project was launched in 1980 to devise more effective approaches to controlling fraud and abuse in government programs.

Police Response Time. Rapid police response has long been a tenet of law enforcement, resting on the assumption that fast response to calls increases the likelihood of arrest. Although logical, the basic assumption was largely untested until the Response Time Analysis Study, sponsored by NIJ and conducted in the Kansas City, Missouri, police department, was established.

Last year the Kansas City police completed the second and final phase of the study. The results indicate that victims of or witnesses to serious crimes allow crucial minutes to elapse before they report the crime to the police. These delays decrease the probability of an arrest no matter how fast the police respond. Only 13 percent of the total serious offense calls resulted in an on-scene arrest, and only 3 percent resulted in an arrest that could be related to a rapid response.

The Response Time Study has important implications for police departments, particularly in a period of shrinking resources and steady or increasing demands from the public. Police clearly need to be able to respond promptly to emergency calls. These, however, are a small part of the total calls for service, arguing against indiscriminate use of rapid response. A careful screening of calls by communications units can determine whether speed is essential or whether a delayed alternative response is appropriate. The study also urges that departments actively encourage citizens to report crimes more promptly and inform the public of the ramifications of delay. Further insight into how to minimize reporting delays is expected to come from another Institute-sponsored study now in progress. It is replicating the citizen reporting component of the Response Time Analysis in four cities, San Diego, Jacksonville, Peoria, and Rochester, New York. The project will explore whether the reporting delays found in Kansas City are unique to that city or whether they typify general crime reporting behavior by citizens.

Organized Crime. A long-range research program begun last year will explore organized crime under a framework that emphasizes the economic, business-related nature, and impact of organized criminal enterprises. The information gained is expected to help improve enforcement efforts and to expand the range of intervention options beyond the traditional strategies of criminal investigation and prosecution.

Sentencing. The past decade has seen a trend toward determinate sentencing and a reappraisal of the purpose of criminal sanctions. To pull together and assess the growing

body of research in this controversial area, the Institute has awarded funds to the National Academy of Sciences to establish an expert panel to synthesize the current state of the art in sentencing and outline directions for future research.

One sentencing reform of recent years—voluntary guidelines for judges—is the subject of a field test in two states. The aim is to assess the effectiveness of the guidelines in promoting consistency in sentencing within and across jurisdictions.

Dispute Resolution. Another trend gaining momentum in recent years is the use of forums other than the courts to resolve minor criminal cases. A field test supported the creation of three experimental Neighborhood Justice Centers in Atlanta, Kansas City, and Los Angeles. An evaluation of the program was completed last year. The evaluators found the centers to be "a concept and a process that works."

During the test period the centers handled almost 4,000 cases. Approximately half were resolved before or during the mediated hearing. Generally disputes were handled faster than in courts. The evaluators also found that the disputing parties abided by the settlement terms in 70 to 80 percent of the cases. About the same percentage reported that they were satisfied with the outcome and would return to the center in a similar situation.

Survey of Correctional Needs. Perhaps the most comprehensive assessment of the Nation's jails and prisons was completed last year. Under a 1976 congressional mandate, the Institute-sponsored survey by Abt Associates looks at prevailing conditions in correctional institutions and the impact of emerging trends, including new sentencing laws and practices, on the future populations and capacities of the Nation's facilities. The survey results cover a host of other factors, including staffing, costs, the age and security level of each facility, the race and sex of the incarcerated population, and the number and nature of legal actions by inmates and staff. The final report draws a composite picture of correctional institutions from a nationwide perspective as well as a comparative view by region and by State. The wealth of data can be used to inform public debate on the costs and effects of current incarceration policies.

Victim-Witness Programs. By most accounts, victims and witnesses need far more help than they typically receive. To furnish some of the needed services the Law Enforcement Assistance Administration provided seed money for installing victim-witness programs throughout the country. An evaluation of roughly 280 programs found that the pro-

grams are serving the needs of their clients. The programs are viewed favorably by the participants as well as by criminal justice personnel.

Generally, the witness programs handle a large number of clients at a relatively low cost. Victim programs incur higher costs because they provide counseling and other relatively expensive services necessary to assist a victim. At this stage the impact of the victim programs is difficult to gauge, the evaluators report. For example, the effectiveness of counseling is largely uncertain, partly because the evidence needed to furnish an answer would require long-term experimental research. By contrast, the more immediate impact of the witness programs has yielded more information. Witnesses no longer make fruitless trips to the courthouse or waste undue hours waiting for their cases to be heard. By the same token, police officers appearing as witnesses save time as well. And the programs have helped reduce the number of cases dismissed because the witnesses failed to appear. Overall, the witness appearance rate has been boosted by 10 to 15 percent.

Research Utilization. To ensure that the results of Institute-sponsored research and evaluation and innovative practices identified in the field are widely shared throughout the criminal justice system, NIJ conducts vigorous research utilization efforts. These include the development of Program Models reports, which are guides for operating agencies that synthesize research and experience on such topics as Halfway Houses, Security and the Small Business Retailer, Arson Prevention and Control, and the Prevention, Detection, and Correction of Corruption in Local Government.

Field tests of particularly significant programs assess the advantages and disadvantages of new and improved approaches. The tests are independently evaluated and the results of the experiments are summarized in Program Design reports widely disseminated to State and local agencies. Among the field experiments completed or in progress during the past year are the Neighborhood Justice Centers (described above), Managing Patrol Operations, and Multi-Jurisdictional Sentencing Guidelines.

Research Utilization workshops also are held for senior officials of the justice system. More than 850 participated in the 1979-1980 sessions on Compensating Victims of Crime, Management of Stress in Corrections, and Community Crime Prevention Planning.

NIJ also operates an international clearinghouse of criminal justice information that serves criminal justice practitioners and researchers throughout the world.

BUREAU OF JUSTICE STATISTICS

The Bureau of Justice Statistics collects, analyzes, and disseminates criminal and related civil justice data and promotes the development of comparable interstate statistics by encouraging the active participation of the States through its Federal-State Cooperative Program.

It provides a wide variety of statistical services as well as recommends to other organizations appropriate standards for the generation of data, including security, privacy, and confidentiality considerations.

The Bureau actively seeks the advice of the justice community, especially through its 21-member Advisory Board, which is appointed by the Attorney General.

National Crime Survey. The Bureau's most important statistical series is the National Crime Survey, which is the Nation's only regular crime rate measurement that collects data through national household surveys similar to the manner in which basic labor force statistics are gathered.

The survey statistics are gathered through U.S. Bureau of the Census interviews in 60,000 households in which persons 12 years of age and older are asked if they were a victim of crime during the preceding six months. The survey measures the amount of rape, robbery, assault, personal larceny, household theft and burglary, and motor vehicle theft within the U.S. population. It also provides detailed information about the characteristics of the victims, the victim-offender relationship, and the criminal incident, including the extent of any loss or injury and whether or not the offense was reported to law enforcement officials.

During the year the Bureau began work on a methodology to release preliminary survey data at periodic intervals throughout the year so that the Congress and the general public will have a more timely indication of fluctuations in the levels of all measured crimes, including those not reported to the police.

In June the Bureau released (in Spanish as well as English) its first report on "The Hispanic Victim," a detailed examination of the particular characteristics of victims of Hispanic background.

In April the Bureau published another study of victims that showed that relatives and persons who knew their victims well are responsible for more than a fifth of all rapes, robberies, and assaults occurring in the United States. Other survey publications reported that thefts of personal and household property show strong seasonal patterns, whereas violent crimes do not, and that violent crime in central cities is more than twice that occurring in rural areas.

Information from the National Crime Survey continues to affect criminal justice legislation at the Federal, State, and local levels in such matters as crime against the elderly, rape, stranger-to-stranger street crime, and costs of victim

compensation programs. The survey is the only source of information about the detailed characteristics of the victims of crime throughout the Nation. Thus, it provides legislators as well as the general public an aggregate view of which subgroups in the population are disproportionately victimized as well as the impact of such criminal victimization in their lives.

Methodological work is currently underway to redesign the National Crime Survey based on a detailed analysis conducted by the National Research Council of the National Academy of Sciences. This work will incorporate advances in knowledge of victimization methodology which have been acquired since the program's inception in 1972 and will broaden the scope of the survey—changes that are intended to further increase its usefulness to the Congress, the Administration, criminal justice professionals, and the general public.

Correctional Statistics Program. The Correctional Statistics Program is a national series of sample surveys and censuses in the fields of parole, probation, and corrections. It has four components, the National Prisoner Statistics program, Special Studies in Correctional Statistics, Uniform Parole Reports, and the National Probation Reports Study.

The National Prisoner Statistics program provides data on prison populations, the characteristics of prisoners, characteristics of correctional facilities, and persons under death sentences. During 1980 four reports were published: the 1978 and 1979 data editions of "Prisoners in State and Federal Institutions," and the 1978 and 1979 data reports on "Capital Punishment."

Special Studies in Correctional Statistics focus on information that is not available from regular administrative sources. In 1980 a special report on the characteristics of jail inmates was prepared based on data collected from a national survey of local jails. Field work was completed on a national survey of inmates of State prisons and a national census of State correctional facilities. The Bureau plans to publish reports on these two studies in 1981.

The Uniform Parole Reports program collects statistics on the characteristics of persons on parole, the number of parole agencies, the number of parole offenders, and caseloads. These statistics are published annually in "Parole in the United States." Statistics also are kept on how many individuals complete parole successfully and how many are returned to prison within a three-year period following their release. These are published annually in "Characteristics of the Parole Population."

The fourth program, National Probation Reports, explores ways of collecting probation statistics to assure that these statistics are comparable to those for prisoners and persons on parole. In 1980, the National Probation Reports produced a directory of all the State probation agencies and offices in the United States and laid the framework for collecting and publishing aggregate probation statistics in the future.

Expenditure and Employment Data. The collection,

analysis, and publication of expenditure and employment data for the justice system continued during the year. Some of the highlights of those data include the fact that Federal, State, and local governments expended \$24 billion for criminal and civil justice activities, an increase of 130 percent since 1971, the base year used in current reports. One ought also note that during the same period, public employment for justice activities increased 34 percent, and that most of the expense of the justice system occurs at local levels of government, which accounted for nearly 60 percent of the total justice expenditure in 1978, compared to 28 percent at the State level of government and 13 percent at the Federal level. The Bureau also published for the first time data on the sources of revenues used to fund justice activities.

Courts Statistics. The Bureau continued to fund the National Center for State Court's National Court Statistics Project in 1980. This project is designed to reestablish the Census Bureau's court caseload series, which was discontinued in 1946. The project produced two reports to improve the quality of data available through State court administrators' offices. The first of these, the **State Court Model Statistical Dictionary**, presents definitions and reporting instructions for major caseload categories. The **State Court Model Annual Report** sets forth a recommended caseload classification scheme and data presentation format for State court administrators' annual reports. In addition, the project provided technical assistance to State court administrators' offices in statistical matters.

Dissemination of General Justice Statistics. During the year the Bureau published the seventh annual edition of the **Sourcebook of Criminal Justice Statistics**. It presents data from about 100 separate sources in an easy-to-use single volume and has proved to be extremely popular with policy makers, researchers, and other users.

The National Criminal Justice Data Archive, operated by the Inter-University Consortium for Political and Social Research at the University of Michigan, expanded its activities in support of criminal justice data analysis. It has continued to acquire and disseminate data files for secondary analysis, and its holdings now include more than 50 data sets. The archive has begun to disseminate microfilmed tabulations of National Crime Survey data prepared by the U.S. Bureau of the Census for those data users lacking access to computing facilities.

White-Collar Crime Statistics. Several projects were undertaken to address the general area of statistics on white-collar crime, computer crime, and fraud in public assistance. The Bureau has begun methodological work to establish definitions and classifications for white-collar crime, the identification and analysis of problems associated with measuring the extent and impact of these crimes, and the identification and analysis of existing and potential sources of data.

A major contract was awarded to provide a series of workshops and conferences in the area of computer crime.

A project was initiated to analyze the feasibility of collecting data on electronic funds transfer crime and electronic mail crime.

Finally, a project was funded that will assess the utility of management information systems for estimating the extent of fraud in public assistance programs.

Federal-State Cooperative Program. To date, the funding of State statistical programs has resulted in the establishment of statistical analysis centers in 40 States. Fourteen have been institutionalized and now are funded entirely by the States. The centers produce periodic and special statistical reports and analyses on crime, criminal justice processing, and criminal justice resources for each State's governor, legislature, criminal justice agencies, and the public. For example, a budget analysis conducted by one center into the number of correctional personnel needed to staff new facilities resulted in a new staffing plan with a substantial savings.

Bureau funding also has resulted in the establishment of State-level uniform crime reporting centers in 46 States, 42 of which are now state funded. In addition to reporting crime data to the FBI, the States use the information for planning, budgeting, and evaluation.

A system of crime classification is being developed for the Bureau for use by police departments in analyzing crime patterns. The Bureau also began the development of procedures to assist State corrections departments in such areas as prison population forecasting, prototype statistical reporting, and the more effective use of existing data bases. When implemented it will provide analytic tools that can be utilized by corrections analysts in meeting State and national reporting requirements and information requests from State legislators, the media, and Federal and State government agencies.

During the year the Bureau continued to support the development of statistical components of State and local information systems. These components deal with corrections, State courts, and State and local prosecutors.

Privacy and Security. Numerous projects were undertaken concerning the legislative mandate that the Bureau ensure both the confidentiality of statistical and research data and the privacy and security of criminal history information.

One project is identifying substantive and operational relationships between the Act's requirements and other Federal and State requirements and appraising the effect of these requirements upon the quality, utility, and confidentiality of data. Another project is analyzing the various techniques employed in maintaining confidentiality and security standards in operational and research computer centers. The objective of this latter project is to identify cost-effective techniques which can be used by researchers to protect identifiable data maintained in a computer.

Projects were funded to help States and local agencies comply with the Bureau's regulations on the privacy and security of criminal history dissemination.

Several documents were released which review recent legislation about privacy, security, and confidentiality, and which discuss issues relevant to this area.

During the coming year the Bureau will undertake several new initiatives. First, victimization data will be released six months earlier than previously. Based on an estimation procedure developed by the Bureau of the Census, data for 1980 will be released in March 1981 rather than in September 1981. After the initial release of annual 1980 data, quarterly estimates will be released beginning with data for the first quarter of 1981.

Second, the Bureau will initiate a **Bureau of Justice**

Statistics Bulletin series, which will cover the release of major justice indicators of an annual or more frequent periodicity as well as other statistical information which, while useful and of interest, is not collected annually. These publications will be four-page brochures, devoted to a single topic. The intent of the **Bulletin** series is to make available objective information in nontechnical language about the state of the Nation with respect to crime and the administration of justice.

Third, the Bureau will initiate a data needs assessment strategy to help it plan how to meet its broad mandate to provide statistical information on all aspects of the criminal justice system. The strategy will consist of a number of stages, including assessing current justice data needs, identifying the needs that are satisfied by existing statistical efforts, identifying the data gaps that exist, and recommending the methodology best suited to fill these gaps and improve existing statistics in order to satisfy the identified needs.

Fourth, the Bureau will initiate a Federal Justice Statistics program that will collect and analyze statistical information concerning the operations of the Federal criminal justice system as well as information about the prevalence,

incidence, rates, extent, distribution, and attributes of Federal crimes.

Fifth, the Bureau will initiate an International Crime Statistics program. At the outset, the Bureau will participate with national and international organizations in the development of uniform justice statistics and will establish a working group to advise it on cross-national standardization of crime statistics and on the justice data gathering activities in other nations. This working group will lay the groundwork for establishing an International Justice Data Network.

Sixth, the Bureau will revise significantly its relationship with State and local governments. Under previous legislation, Federal support in criminal justice statistics was focused upon assistance to the States to create and develop capabilities in collecting, processing, and analyzing data for their own purposes. Now the primary emphasis will be placed upon cooperative efforts through which data will be provided by the States to the Bureau for use in national compilations. The Bureau will work with the States to develop standards and formats that meet State and local needs as well as national ones.

APPENDIX

AREA AUDIT AND
PROGRAM REVIEW OFFICES

Charles F. Rinkevich, Director
Atlanta Area Audit and Program Review Office
LEAA, U.S. Department of Justice
101 Marietta Street, Suite 2322
Atlanta, Georgia 30323
404-221-5928 (FTS) 8-257-4978

Robert C. Gruensfelder, Director
Chicago Area Audit and Program Review Office
LEAA, U.S. Department of Justice
O'Hare Office Center
3166 Des Plaines Avenue
Des Plaines, Illinois 60018
312-353-1203

V. Allen Adams, Director
Denver Area Audit and Program Review Office
Office of Audit and Investigation
LEAA, U.S. Department of Justice
Post Office Box 3119
Denver, Colorado 80201
303-837-2501 (FTS) 8-327-2501

Joseph L. Mulvey, Director
Sacramento Area Audit and Program Review Office
LEAA, U.S. Department of Justice
Post Office Box 3010
Sacramento, California 95812
916-440-2131 (FTS) 8-448-2131

Charles K. Straub, Director
Washington Area Audit and Program Review Office
LEAA, U.S. Department of Justice
633 Indiana Avenue, N.W.
Washington, D.C. 20531
301-492-9010

STATE PLANNING
AGENCIES

Alabama
Robert G. Davis, Director
Alabama Law Enforcement Planning Agency
2863 Fairlane Drive, Executive Park
Building F, Suite 49
Montgomery, Alabama 36116
Phone (205) 832-6830

Geographical Area
of Responsibility

Alabama, Florida,
Georgia, Kentucky,
Mississippi, North
Carolina, South
Carolina, Puerto
Rico, Tennessee,
Virgin Islands

Illinois, Indiana,
Iowa, Michigan
Minnesota, Ohio
Nebraska, Kansas
Missouri, Wisconsin

Arkansas, Colorado,
Louisiana, Montana,
New Mexico, North
Dakota, Oklahoma,
South Dakota, Utah,
Texas, Wyoming

Alaska, Arizona,
Calif., Hawaii,
Nevada, Oregon,
American Samoa,
Washington, Guam,

Connecticut, Maine,
Dist. of Columbia,
Delaware, Maryland,
Massachusetts, New
Hampshire, New York,
New Jersey, Vermont,

Alaska
Charles Adams, Executive Director
Governor's Commission on the Administration
of Justice
Pouch AJ
Juneau, Alaska 99811
Phone (907) 465-3535

American Samoa
Meritiana Sunia, Director
Criminal Justice Planning Agency
Government of American Samoa
P.O. Box 3760
Pago Pago, American Samoa 96799
Phone Pago Pago 633-5221 (Overseas Operator)

Trust Territory of
the Pacific Islands,
Commonwealth of the
Northern Mariana
Islands, Idaho

Pennsylvania, Rhode
Island, W. Virginia,
Virginia

Arizona
Richard C. Wertz, Executive Director
Arizona State Justice Planning Agency
111 West Monroe, Suite 600
Phoenix, Arizona 85003
Phone (602) 255-5466

Arkansas
Leon Gershner, Acting Executive Director
Arkansas Crime Commission
1515 Building, Suite 700
Little Rock, Arkansas 72202
Phone (501) 371-2908

California
Douglas R. Cunningham, Executive Director
Office of Criminal Justice Planning
Suite 600
9719 Lincoln Village Drive
Sacramento, California 95827
Phone (916) 336-5340/5341 (temporary)

Colorado
James Vetter, Associate Director for
Criminal Justice Affairs
Department of Local Affairs
1313 Sherman Street
Room 417
Denver, Colorado 80203
Phone (303) 839-2771

Connecticut
William H. Carbone, Executive Director
Connecticut Justice Commission
75 Elm Street
Hartford, Connecticut 06115
Phone (203) 566-3020

Delaware
Christine Harker, Executive Director
Delaware Criminal Justice Planning Commission
State Office Building, Fourth Floor
820 North French Street
Wilmington, Delaware 19801
Phone (302) 571-3430

District of Columbia
Shirley Wilson, Executive Director
Office of Criminal Justice Plans and Analysis
421 8th Street, N.W.
Washington, DC 20004
Phone (202) 727-6554

Florida
Joyce C. Peterside, Bureau Chief
Bureau of Criminal Justice Assistance
530 Carlton Building
Tallahassee, Florida 32301
Phone (904) 488-6001

Georgia
William D. Kelley, Jr., Administrator
State Crime Commission, Suite 625
3400 Peachtree Road, N.E.
Atlanta, Georgia 30326
Phone (404) 894-4410

Guam
Thomas E. Duke, Executive Director
Guam Criminal Justice Planning Agency
Government of Guam, P.O. Box 2950
Agana, Guam 96910
Phone Guam 472-8781 (Overseas Operator)

Hawaii
Irwin Tanaka, Director
State Law Enforcement Planning Agency
250 South King Street, Room 412
Honolulu, Hawaii 96813
Phone (808) 548-3800

Idaho
L. W. Hopkins, Director
Department of Law Enforcement
Law Enforcement Assistance Division
6058 Corporal Lane
Boise, Idaho 83704
Phone (208) 334-2364

Illinois
William W. Holland, Acting Executive Director
Illinois Law Enforcement Commission
120 South Riverside Plaza, 10th Floor
Chicago, Illinois 60606
Phone (312) 454-1560

Indiana
Rosco Walters, Acting Executive Director
Indiana Criminal Justice Planning Agency
215-17 North Senate Avenue
Indianapolis, Indiana 46202
Phone (317) 232-1223

Iowa
Richard E. George, Executive Director
Iowa Crime Commission
Lucas State Office Building
Des Moines, Iowa 50319
Phone (515) 281-3241

Kansas
David W. P. O'Brien, Director
Governor's Committee on Criminal Administration
503 Kansas Avenue, Second Floor
Topeka, Kansas 66603
Phone (913) 296-3066

Kentucky

John R. Lancaster, Director
Division for Grant Programs
Department of Justice
State Office Building Annex, Second Floor
Frankfort, Kentucky 40601
Phone (502) 564-3251

Louisiana

Elmer B. Litchfield, Executive Director
Louisiana Commission on Law Enforcement and
Administration of Criminal Justice
1885 Wooddale Boulevard, Room 615
Baton Rouge, Louisiana 70806
Phone (504) 925-4418

Maine

Richard E. Perkins, Executive Director
Maine Criminal Justice Planning and Assistance
Agency
11 Parkwood Drive
Augusta, Maine 04330
Phone (207) 289-3361

Maryland

Richard W. Friedman, Executive Director
Governor's Commission on Law Enforcement and
Administration of Justice
One Investment Place, Suite 700
Towson, Maryland 21204
Phone (301) 321-3631

Massachusetts

William Highgas, Jr., Executive Director
Committee on Criminal Justice
110 Tremont Street, Fourth Floor
Boston, Massachusetts 02108
Phone (617) 727-6300

Michigan

Charles R. Davoli, Executive Director
Office of Criminal Justice Programs
Lewis Cass Building, Second Floor
Lansing, Michigan 48909
Phone (517) 373-6655

Minnesota

Robert Griesgraber, Executive Director
Minnesota Crime Control Planning Board
444 Lafayette Road
St. Paul, Minnesota 55101
Phone (612) 296-3113

Mississippi

L. Pat Moreland, Executive Director
Mississippi Criminal Justice Planning Commission
Suite 210, 637 North President Street
Jackson, Mississippi 39202
Phone (601) 354-6041

Missouri

Edward Daniel, Director
Department of Public Safety
621 East Capitol - P.O. Box 1041
Jefferson City, Missouri 65102
Phone (314) 751-4905

Montana

Michael Lavin, Administrator
Montana Board of Crime Control
303 North Roberts
Helena, Montana 59601
Phone (406) 449-3604

Nebraska

Harris R. Owens, Executive Director
Nebraska Commission on Law Enforcement and
Criminal Justice
301 Centennial Mall South, P.O. Box 94946
Lincoln, Nebraska 68509
Phone (402) 471-2194

Nevada

Michael de la Torre, Director
Commission on Crime, Delinquency and Corrections
430 Jeanell, Capitol Complex
Carson City, Nevada 89710
Phone (702) 885-4405

New Hampshire

Michael F. Sullivan, Executive Director
New Hampshire Crime Commission
169 Manchester Street
Concord, New Hampshire 03301
Phone (603) 271-3601

New Jersey

John J. Mullaney, Executive Director
Law Enforcement Planning Agency
3535 Quaker Bridge Road
Trenton, New Jersey 08625
Phone (609) 292-3741

New Mexico

Paul Shoemaker, Director
Planning and Program Development
Bureau, ASD
Corrections and Criminal Rehabilitation
Department
113 Washington Avenue
Santa Fe, New Mexico 87501
Phone (505) 827-5222

New York

William T. Bonacum, Administrator
State of New York
Division of Criminal Justice Services
80 Centre Street, Fourth Floor
New York, New York 10013
Phone (212) 587-4487

North Carolina

Gordon Smith, III, Executive Director
Governor's Crime Commission
N.C. Dept. of Crime Control and Public Safety
P.O. Box 27687
Raleigh, North Carolina 27611
Phone (919) 733-4000

North Dakota

Oliver Thomas, Director
North Dakota Combined Law Enforcement Council
Box B
Bismark, North Dakota 58505
Phone (701) 224-2594

Northern Mariana Islands

Richard D. Shewman, Director
Northern Mariana Islands Criminal Justice
Planning Agency
P.O. Box 1133
Saipan, Mariana Islands 96950
Phone Overseas Operator 9351

Ohio

Bennett J. Cooper, Assistant Director
Ohio Department of Economic and Community
Development
Office of Criminal Justice Services
30 East Broad Street, 26th Floor
Columbus, Ohio 43215
Phone (614) 466-7610

Oklahoma

John Ransom, Executive Director
Dept. of Economic and Community Affairs
Division of Criminal Justice Services
5500 N. Western
Oklahoma City, Oklahoma 73118
Phone (405) 521-2821

Oregon

Keith Stubblefield, Administrator
Oregon Law Enforcement Council
2001 Front Street N.E.
Salem, Oregon 97310
Phone (503) 378-4347

Pennsylvania

George F. Grode, Executive Director
Pennsylvania Commission on Crime and Delinquency
P.O. Box 1167, Federal Square Station
Harrisburg, Pennsylvania 17108
Phone (717) 787-2040

Puerto Rico

Flavia Alfaro de Quevedo, Executive Director
Puerto Rico Crime Commission
GPO Box 1256
Hato Rey, Puerto Rico 00936
Phone (809) 783-0398

Rhode Island

W. Bradley Crowther, Acting Executive Director
Rhode Island Governor's Justice Commission
86 Weybosset Street
Providence, Rhode Island 02903
Phone (401) 277-2620

South Carolina

Lee M. Thomas, Director
Division of Public Safety Programs
Edgar A. Brown State Office Building
1205 Pendleton Street
Columbia, South Carolina 29201
Phone (803) 758-3573

South Dakota

Elliott Nelson, Director
Division of Law Enforcement Assistance
200 West Pleasant Drive
Pierre, South Dakota 57501
Phone (605) 773-3665

Tennessee

Bob McGill, Acting Director
Tennessee Law Enforcement Planning Agency
16th Floor, James K. Polk Bldg.
505 Deaderick St.
Nashville, Tennessee 37219
Phone (615) 741-3521

Texas

David Dean, Executive Director
Governor's Office of General Counsel and
Criminal Justice
P.O. Box 12428
Austin, Texas 78711
Phone (512) 475-3001

Trust Territory of the Pacific Islands

Dennis Lund, Administrator
Justice Improvement Commission
Capitol Heights, Rural P.O. Branch
Trust Territory of the Pacific Islands
Saipan, Mariana Islands 96950
Phone Overseas Operator 9351

Utah

Hazen Locke, Director
Utah Council on Criminal Justice Administration
255 South Third Street-East
Salt Lake City, Utah 84111
Phone (801) 533-5731

Vermont

Molly K. Corrigan, Executive Director
Vermont Commission on the Administration of Justice
149 State Street
Montpelier, Vermont 05602
Phone (802) 828-2351

Virgin Islands
Glenn Tobey, Acting Administrator
Virgin Islands Law Enforcement
Planning Commission
Box 3807
St. Thomas, Virgin Islands 00801
Phone (809) 774-6400

Virginia
Richard N. Harris, Director
Division of Justice and Crime Prevention
8501 Mayland Drive, Parham Park
Richmond, Virginia 23229
Phone (804) 281-9276

Washington
Ronald J. McQueen, Assistant Director
Office of Financial Management
Division of Criminal Justice
102 North Quince, M.S. GF-01
Olympia, Washington 98504
Phone (206) 753-2235

West Virginia
Richard F. Carvell, Executive Director
Criminal Justice and Highway Safety Division
Morris Square, Suite 321
1212 Lewis Street
Charleston, West Virginia 25301
Phone (304) 348-3689

Wisconsin
Dr. James E. Baugh, Executive Director
Wisconsin Council on Criminal Justice
122 West Washington Avenue
Madison, Wisconsin 53703
Phone (608) 266-3323

Wyoming
William Penn, Administrator
Wyoming Attorney General's Planning
Committee on Criminal Administration
720 West 18th Street
Cheyenne, Wyoming 82002
Phone (307) 777-7716

**Distribution of JSIA Agency Funds
FY 1969-1989**

(Amount in thousands)

	1969	1970	1971	1972	1973	1974	1975	1976	1976-TQ	1977	1978	1979	1980
Comprehensive Plans	\$19,000	\$ 21,000	\$ 26,000	\$ 35,000	\$ 50,000	\$ 50,000	\$ 55,000	\$ 60,000	\$ 12,000	\$ 60,000	\$ 50,000	\$ 50,000	\$
Action Grants	24,650	182,750	340,000	413,695	480,250	480,250	480,000	405,412	84,660	313,123	253,717	265,439	
Criminal Justice Formula Grants													239,234
Discretionary Grants	4,350	32,000	70,000	73,005	88,750	88,750	84,000	71,544	14,940	68,856 ^a	44,773	46,842	
National Priority Grants													29,904
General Criminal Justice Grants													29,905
Aid for Correctional Institutions and Programs (E Block and E Discretionary)			47,500	97,500	113,000	113,000	113,000	95,478	21,000	73,676	59,698	62,457	
Manpower Development	6,500	18,000	22,500	31,000	45,000	45,000	44,500	43,250	40,600	44,300	34,218	29,168	
National Institute of Law Enforcement and Criminal Justice	3,000	7,500	7,500	21,000	31,598	40,098	42,500	32,400	7,000	27,029	21,000	25,000	
Research, Evaluation, and Demonstration Programs													25,000
Justice Statistical Programs													15,000
Data Systems and Statistical Assistance		1,000	4,000	9,700	21,200	24,000	26,000	25,622	6,000	21,152	16,000	21,290	
Technical Assistance		1,200	4,000	6,000	10,000	12,000	14,000	13,000	2,500	13,000	11,000	12,000	
Juvenile Assistance							14,500**	39,300	9,700	75,000	100,000	100,000	100,000
Administration	2,500	4,487	7,454	11,823	15,568	17,428	21,500	23,632	6,560	25,864	26,844	24,792	24,892
Public Safety Officers' Benefits Program										16,000	15,000	2,500	10,000
Community Anti-Crime Program										15,000	15,000	7,000	10,000
Total	\$60,000	\$267,937	\$528,954	\$698,723	\$855,366*	\$870,526	\$895,000	\$809,638	\$204,960	\$753,000	\$647,250	\$646,488	\$486,463

^a^{*}Excludes \$14.2 million that was transferred to the Department of Justice.

^{**}An additional \$10 million was reappropriated from Safe Street reversionary funds to Juvenile Justice.

^a

Includes \$13.6 million High Crime Area funds.

^b

Excludes \$2,668,000 that was transferred to the Department of Justice.

Law Enforcement Assistance Administration
Juvenile Justice Awards as of September 30, 1980

(Amount in thousands)

State	FY 1975	FY 1976	Transition Quarter	FY 1977	FY 1978	FY 1979	FY 1980
Alabama	*	*	*	\$ 813	\$ 1,098	\$ 1,101	\$ 1,100
Alaska	\$ 200	\$ 200	\$ 50	200	225	225	225
Arizona	200	200	50	425	692	701	704
Arkansas	200	200	50	432	623	616	624
California	680	1,966	484	4,373	5,929	5,949	6,013
Colorado	*	229	57	510	748	755	759
Connecticut	200	303	75	673	863	853	835
Delaware	200	200	50	200	225	225	225
Florida	216	625	154	1,390	2,184	2,165	2,142
Georgia	200	487	120	1,083	1,524	1,519	1,533
Hawaii	*	*	*	200	264	268	269
Idaho	200	200	50	200	260	262	272
Illinois	389	1,125	277	2,501	3,262	3,255	3,234
Indiana	200	545	134	1,213	1,598	1,578	1,573
Iowa	200	289	71	643	834	825	820
Kansas	*	*	*	*	631	635	635
Kentucky	200	*	*	734	1,009	1,011	1,014
Louisiana	200	411	101	915	1,230	1,239	1,259
Maine	200	200	50	227	314	313	316
Maryland	200	409	101	910	1,202	1,192	1,169
Massachusetts	200	556	137	1,236	1,617	1,583	1,550
Michigan	333	963	237	2,142	2,813	2,753	2,730
Minnesota	200	409	101	910	1,179	1,173	1,161
Mississippi	200	*	*	*	773	770	782
Missouri	200	460	113	1,024	1,345	1,333	*
Montana	200	200	50	200	229	227	228
Nebraska	200	*	*	*	*	*	*
Nevada	200	*	*	*	*	*	*
New Hampshire	200	200	50	200	241	239	245
New Jersey	245	707	174	1,571	2,069	2,043	2,020
New Mexico	200	200	50	268	383	386	390
New York	599	1,731	426	3,850	4,988	4,919	4,839
North Carolina	200	*	*	*	1,602	1,588	1,593
North Dakota	200	200	50	*	*	*	*
Ohio	383	1,108	272	2,463	3,180	3,114	3,086
Oklahoma	*	*	*	*	*	*	*
Oregon	200	207	51	460	637	644	653
Pennsylvania	395	1,140	280	2,536	3,237	3,201	3,144
Rhode Island	*	200	50	200	256	252	251
South Carolina	200	283	70	629	882	881	885
South Dakota	200	200	50	200	*	*	*
Tennessee	200	*	*	874	1,209	1,204	1,219
Texas	410	1,185	291	2,635	3,749	3,797	3,892
Utah	*	*	*	*	421	430	452
Vermont	200	200	50	200	225	225	225
Virginia	200	471	116	1,047	1,437	1,434	1,443
Washington	200	344	85	764	1,013	1,020	1,026
West Virginia	*	*	*	*	512	513	525
Wisconsin	200	469	115	1,044	1,376	1,355	1,350
Wyoming	*	*	*	*	*	*	*
District of Columbia	200	200	50	200	225	225	225
American Samoa	*	50	12	50	56**	56**	56**
Guam	50	50	12	50	56**	56**	56**
Puerto Rico	200	349	86	776	1,101	1,353	1,373
Trust Territory	50	50	12	50	56**	57	59
Virgin Islands	50	50	12	50	56**	56**	56
N. Mariana Islands	—	—	—	—	—	56**	56**
Total	\$10,600	\$19,771	\$4,876	\$43,271	\$61,639	\$61,631	\$60,292**

**Chose not to participate in program.

*Actual Award was \$56,250.

LEAA Distribution of Part D Formula and JJ&DP Formula
Funds for Fiscal Year 1980

(Amount in thousands)

State	Part D	JJ&DP
Alabama	\$ 4,028	\$ 1,100
Alaska	717	225
Arizona	2,628	704
Arkansas	2,473	624
California	22,404	6,013
Colorado	2,951	759
Connecticut	3,438	835
Delaware	888	225
Florida	8,850	2,142
Georgia	5,391	1,533
Hawaii	1,200	269
Idaho	1,164	272
Illinois	11,639	3,234
Indiana	5,703	1,573
Iowa	3,217	820
Kansas	2,643	635
Kentucky	3,802	1,014
Louisiana	4,269	1,259
Maine	1,395	316
Maryland	4,478	1,169
Massachusetts	6,134	1,550
Michigan	9,539	2,730
Minnesota	4,319	1,161
Mississippi	2,710	782
Missouri	5,170	1,328**
Montana	1,074	228
Nebraska	1,870	446**
Nevada	943	225**
New Hampshire	1,158	245
New Jersey	7,711	2,020
New Mexico	1,508	390
New York	18,410	4,839
North Carolina	5,870	1,593
North Dakota	956	225**
Ohio	11,102	3,086
Oklahoma	3,145	784**
Oregon	2,709	653
Pennsylvania	12,213	3,144
Rhode Island	1,246	251
South Carolina	3,207	885
South Dakota	995	225**
Tennessee	4,635	1,219
Texas	13,233	3,892
Utah	1,583	452
Vermont	787	225
Virginia	5,446	1,443
Washington	4,017	1,026
West Virginia	2,171	525
Wisconsin	4,990	1,350
Wyoming	710	225**
District of Columbia	992	225
American Samoa	330	56*
Guam	397	56*
Puerto Rico	3,537	1,373
Trust Territory	427	59
Virgin Islands	396	56*
N. Mariana Islands	316	56*
Total	\$239,234	\$63,750

**Chose not to participate in program.

*Actual Allocation - \$56,250