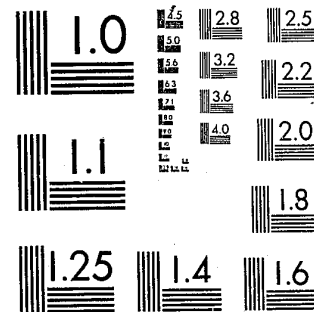


National Criminal Justice Reference Service

ncjrs

This microfiche was produced from documents received for inclusion in the NCJRS data base. Since NCJRS cannot exercise control over the physical condition of the documents submitted, the individual frame quality will vary. The resolution chart on this frame may be used to evaluate the document quality.



MICROCOPY RESOLUTION TEST CHART
NATIONAL BUREAU OF STANDARDS-1963-A

Microfilming procedures used to create this fiche comply with the standards set forth in 41CFR 101-11.504.

Points of view or opinions stated in this document are those of the author(s) and do not represent the official position or policies of the U. S. Department of Justice.

National Institute of Justice
United States Department of Justice
Washington, D. C. 20531

DATE FILMED

11/9/81

X
Alabama Department of

Public Safety

CR Sent
11-24-81
Honorable Fob James - Governor

Colonel Jerry Shoemaker - Director



45th Annual Report

October 1, 1979 —

September 30, 1980

78790

Highway Patrol Division

The Highway Patrol Division is responsible for control of traffic, investigation of traffic accidents and enforcement of traffic laws. It is also responsible for providing security for various state officials; performing intersection duty to control traffic at special events; and, assisting local law enforcement officers in controlling civil disturbances and responding to disasters. The Division works with the State Highway Department in identifying hazardous sections of roadway and in making recommendations for traffic control devices.

Manpower Affects Patrol Programs, Accomplishments

Enforcement accomplishments were made despite the fact that manpower had to be stretched to provide 24-hour-per-day, 7-day-per-week coverage of 69,557 paved roadway miles on

which an accident occurred every 2.7 miles. The Division has a total of 395 officers assigned to patrol duty. About two out of every seven are off duty each day leaving an average maximum of 283 officers to provide state-wide enforcement service on any given day. Each officer is assigned an eight-hour shift based on patrol needs at maximum traffic flow hours, providing an average maximum of 92 officers on day shift

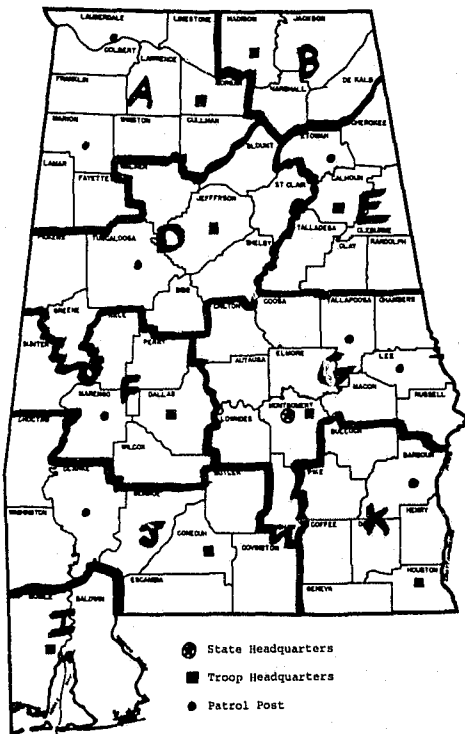
patrol, 185 on evening shift patrol and six on midnight shift patrol. Growth in the numbers of registered vehicles, licensed drivers and paved roadway miles results in an officer having enforcement responsibility as shown in the table below. The Highway Patrol Division does not have the numerical strength to bring adequate enforcement pressure to bear in all high accident frequency locations throughout the state.

Vehicles, Drivers, Roadway Per Trooper

SHIFT	REGISTERED VEHICLES	LICENSED DRIVERS	MILES OF ROADWAY
Day	32,330	25,000	756
Evening	16,077	12,432	375
Midnight	495,733	383,333	11,593

Organization Structure Changed

On March 1, 1980, Troop C consisting of the Hamilton and Tuscaloosa posts was incorporated into Troops A and D. Hamilton Post (Marion, Winston, Lamar and Fayette counties) was incorporated into Troop A and Tuscaloosa Post (Tuscaloosa, Pickens, Bibb and Greene counties) into Troop D. May 1, 1980, Troop H consisting of Alexander City and Opelika posts was merged into Troop G. There are now nine Troops with 18 posts. Each Troop is commanded by a Captain and each Post by a Sergeant.



78790

U.S. Department of Justice
National Institute of Justice

This document has been reproduced exactly as received from the person or organization originating it. Points of view or opinions stated in this document are those of the authors and do not necessarily represent the official position or policies of the National Institute of Justice.

Permission to reproduce this copyrighted material has been granted by

Public Domain/Alabama State

to the National Criminal Justice Reference Service (NCJRS).

Further reproduction outside of the NCJRS system requires permission of the copyright owner.

Brief Facts

During 1979-80, Alabama State Troopers:

Issued 220,144 arrest tickets and 176,439 warnings, most of which were for the violations most frequently causing traffic accidents.

Traveled 12,834,690 miles in all kinds of weather and on all types of roads in discharging their responsibilities to the motoring public.

Arrested 145,292 motorists for speeding, an offense that accounts for approximately 18.9% of all known contributing causes of accidents

Checked approximately 104,327 vehicles at 541 random check points issuing 5,162 arrest tickets and 7,594 warnings for improper equipment and other violations.

Worked 1,899 hours and traveled 100,971 miles carrying 1,094 relays of blood, medicine, papers, personnel, etc.

Weighed 34,052 trucks and issued 4,845 arrest tickets for overweight loads.

Worked 60,327 hours and traveled 1,875,084 miles on special details providing assistance to other law enforcement agencies at events such as races, parades, riots, strikes and natural and man-made disasters.

Arrested 8,210 motorists for driving while intoxicated. Many of those arrested for drunk driving would have been involved in accidents had the trooper not removed them from the highway.

Made 1,621 arrests for non-traffic violations.

Special Events, Emergencies Require State Trooper Presence

Alabama State Troopers worked 60,237 hours on special details. The Talladega races, Mardi Gras, Dothan Peanut Festival and University of Alabama and Auburn University football games are just a few of the annual events during which Alabama State Troopers assist other law enforcement agencies with crowd and traffic control. Attention from this Department was required at other out of the ordinary events during the year.

In October, 1979, Mobile troopers assisted as disaster recovery continued in the wake of Hurricane Frederic. As a result of the destruction of Dauphin Island Bridge, two troopers have been assigned to ride the ferry between the island and the mainland to control any disturbance which might result from this inconvenient form of transportation.

December 10, the 1st and 2nd Special Operations Force platoons were called to Florence to assist Lauderdale County law enforcement officers when Florence police and fire fighters went on strike. The detail continued for 12 days at a cost of \$19,927.94 on personnel and operating costs.

August 9, the 3rd SOF Platoon was called to assist Montgomery Police Department when Ku Klux Klan members marched from the Montgomery City Limits on US 80 west to the State Capitol. KKK members had been stopped at the edge of the city earlier in the month when they attempted to march without a parade permit. There were no incidents reported during the second march.

August 19, the 1st and 2nd SOF platoons were called to Courtland to assist Lawrence County and Courtland law enforcement officers during disturbances associated with a paper mill strike. The four-day detail

resulted in three troopers receiving minor injuries and \$27,118.93 in personnel and operating costs.

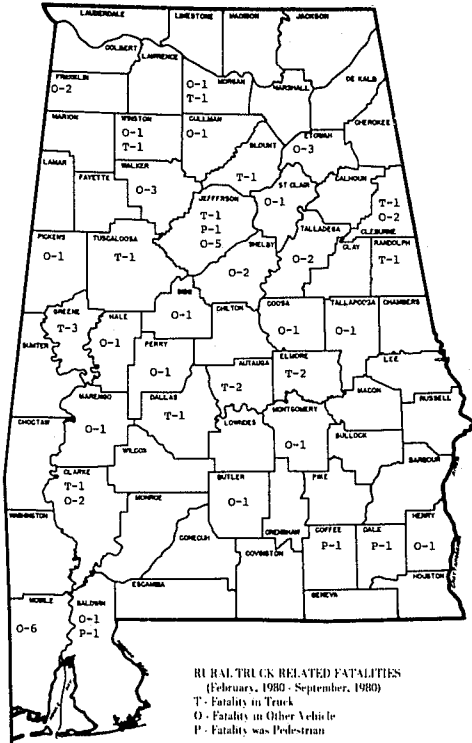
September 1, President Jimmy Carter stated his re-election campaign in Tusculumbia. On the same day, the Ku Klux Klan staged a march in Tusculumbia. Approximately 200 officers were called to provide motor-

cade, route protection and crowd control. The 3rd SOF Platoon assisted Tusculumbia Police Department in monitoring the KKK march. Six motorcycle officers were provided for parade escort duties and other officers were assigned to security duties for US Senators and Representatives as well as state dignitaries.

Violations Resulting in Enforcement Action

VIOLATION	1978-79	1979-80	PERCENT CHANGE
Driving While Intoxicated	7,380	8,210	+ 11.2
Highway/Public Drunk	801	850	+ 6.1
Reckless Driving	2,959	2,961	+ .1
Speeding	91,837	145,292	+ 58.2
Improper Parking	272	328	+ 20.6
Hit & Run Driving	84	87	+ 3.6
Running Stop Signs	5,702	5,774	+ 1.3
Failure to Signal	28	25	+ 10.7
Failure to Yield Right of Way	587	672	+ 14.5
Failure to Heed Siren	32	26	- 18.8
Driving on Wrong Side of Road	1,699	1,733	+ 2.0
Failure to Dim Lights	313	350	+ 11.8
Following Too Close	518	1,116	+ 15.4
Improper Passing	2,059	2,242	+ 8.9
Dumping Trash on Highway	169	166	+ 1.8
Failure to Appear	2,151	1,649	- 23.3
Revenue & Carrier Law Violations	8,612	9,741	+ 13.1
Driver License Violations	25,063	25,218	+ .6
Other Non-Traffic Violations	276	339	+ 22.8
Improper Equipment	4,059	5,130	+ 26.4
Overdimensional Vehicle Violations	5,817	5,388	- 7.4
Other Moving Violations	2,237	2,847	+ 27.5
TOTAL VIOLATIONS	162,655	220,144	+ 35.3

Violations which resulted in enforcement action by Alabama State Troopers during 1979-80 totaled 220,144, an increase of 35.3% over the 1978-79 total. Analysis of the arrests by category of violation shows the emphasis that the Troopers' policy of selective enforcement places upon hazardous violations.



Truck Accident Prevention Program

During the 1978-79 fiscal year there were 4,276 rural traffic accidents involving large trucks. Of this total, 133 fatal accidents.

Rural traffic accidents involving large trucks accounted for 14.5% of all rural traffic accidents and 20.8% of all fatal rural traffic accidents.

Discouraged with these statistics and flooded with complaints from motorists about speeding truck and other violations, Highway Patrol Division determined to take appropriate action. In February, the Division implemented the Truck Accident Prevention Program (TAPP) on a statewide basis. The goal of the program was to reduce fatal accidents involving trucks by 20%.

TAPP was designed to increase the level of detection of and action against hazardous truck violations; obtain support and cooperation from other agencies and organizations having an interest in trucking; provide a means of notifying truck owners and

trucking managers when their drivers are charged with a violation; increase the motoring public's awareness of the special dangers brought about by a large truck/small car traffic mix; to increase recognition and support for law enforcement activities; and to further demonstrate the intent to obtain compliance with the 55 MPH speed limit.

Statistics show that TAPP has been successful. Since the implementation of the program, rural traffic accidents involving large trucks have decreased 9.4% compared to the same period last year. In addition, fatal rural traffic accidents involving trucks decreased 22.4% and deaths resulting from these accidents decreased 23.5%.

Since the inception of TAPP, Alabama State Troopers have made 24,134 truck arrests. The most numerous violations have been speeding, following too closely, improper tag, improper lights, overweight, no driver's license and running stop signs.

More Trucks Weighed, Fewer Violations

The Department of Public Safety has 11 weigh crews composed of 13 officers. These crews weighed 34,052 trucks during the fiscal year, a 13.2% increase from the number of trucks weighed during the 1978-79 fiscal year. Arrests for violations of the vehicle weight law decreased by 9.7% and arrests for related violations--such as improper brakes or tires, improper tags or lights, etc.--increased by 8.5% this year as compared with the preceeding year. The decrease in overweight arrests indicates a trend toward compliance by trucking firms with the vehicle weight law.

	1978-79	1979-80
Trucks Weighed	30,082	34,052
Overweight Violations	5,368	4,845
Other Violations	1,543	1,674

FATAL RURAL TRAFFIC ACCIDENTS INVOLVING TRUCKS

	2-1-80/9-31-80	2-1-79/9-31-79
Number Accidents	52	67
Number Fatalities	62	81
Deaths:		
Truck Occupant	16	23
Pedestrian	4	5
Other Vehicle Occupant	42	53
Negligence:		
Truck Driver	19	33
Pedestrian	3	4
Other Vehicle Driver	30	30
Type Accident:		
One Vehcile	7	15
One Vehcile/Pedestrian	4	2
Two or More Vehicles	41	48
Two or More Vehicles/Pedestrian	0	2

24-Hour Communications

Radio, teletype and telephone communications are maintained on a 24-hour basis by 101 civilian personnel stationed at the 18 Post headquarters and the Department head-

quarters. All locations are linked by teletype to Alabama Criminal Justice Information System which is also linked with 200 law enforcement agencies throughout the state. Through this system, all user agencies are connected with the National Law Enforcement Teletype System and National Crime Information Center. This provides immediate reporting on stolen property and wanted persons.

Communications services are provided for more than 1,000 mobile units, about 600 of which are Department units. All Communications sections are also linked with Civil Defense through the National Warning Alert System hot-line telephones.

Thunderbolt Winner

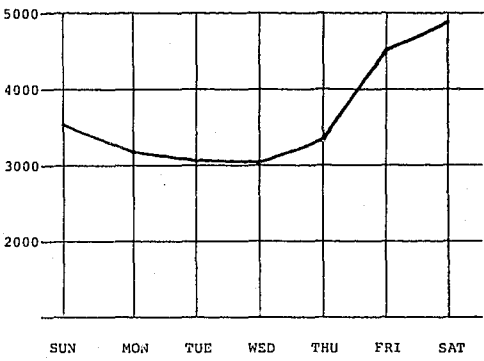
State Trooper Larry D. Cawyer received the Thunderbolt Award for 1979. The Thunderbolt Award is presented to the trooper with the best stolen car recovery record. Trooper Cawyer recovered 18 vehicles valued at \$62,000.

39 Troopers Assaulted

In past years the Saturday night drunk was the prevailing problem for the law enforcement officer. Today, with alcohol accepted in most homes and a growing problem with drug use, each arrest, each contact is becoming increasingly dangerous for the law enforcement officer.

During the fiscal year, 39 State Troopers were assaulted. These assaults resulted in personal injury to 11 officers. Weapons used in the assaults included firearms, knives and other cutting instruments, cars, clubs, tire-tools, other weapons and hands, fists and feet.

The Most Dangerous Day of the Week



Saturday poses the greatest threat of rural traffic accident. During 1979 - 80, 18.7% of all rural motor vehicle accidents occurred on Saturday. Saturday accidents claimed 18.4% of the lives lost in rural traffic mishaps.

SOF Trained To Respond In Emergency

Reserve Force: 68 Volunteers
The State Trooper Reserve is made up of citizen volunteers who must pass a background investigation similar to that of regular troopers, and complete a 48-hour basic training course.
Reserve State Toppers, through legislative act, have all powers and authority of a peace officer within the State of Alabama when summoned for duty with the Department. They serve without compensation.
There are 68 Reserve State Troopers. They worked about 7,690 man-hours during 1979-80. Their voluntary service equals 961 man-days valued at \$61,311.

53,068 Overtime Hours

In October, A Comprehensive Selective Enforcement Project was implemented. With a \$832,500 federal grant obtained through the Governor's Office of Highway

RURAL ACCIDENT CAUSES, TYPES
Consistently leading as the contributing causes of rural motor vehicle accidents are speed and driver inattention. This year driver inattention was again the most commonly cited contributing cause with speed-driving too fast for conditions or exceeding the speed limit-second.
Over half of all rural motor vehicle accidents involve collision between two or more vehicles. The second most numerous type of accident occurred with vehicles hitting fixed objects. Together, these two types of mishaps account for almost 78% of all rural traffic accidents.

and Traffic Safety, State Troopers worked 53,068 overtime hours on selected high accident frequency highways. Officers made 56,745 contacts consisting of 31,159 arrests; 24,145 warnings; 1,131 motorists assists and 310 accident investigations.

The Special Operations Force of the Department of Public Safety is composed of 200 trooper personnel regularly assigned to traffic duties. These officers have received special training in riot and crowd control, firearms use, first aid, defensive tactics and related matters to enable effective response to any disaster or disturbance.
The Special Operations Force is divided into four 50-man platoons each of which has a five-man Tactical Operations Team. Tactical Operations Team members have received additional technical training to

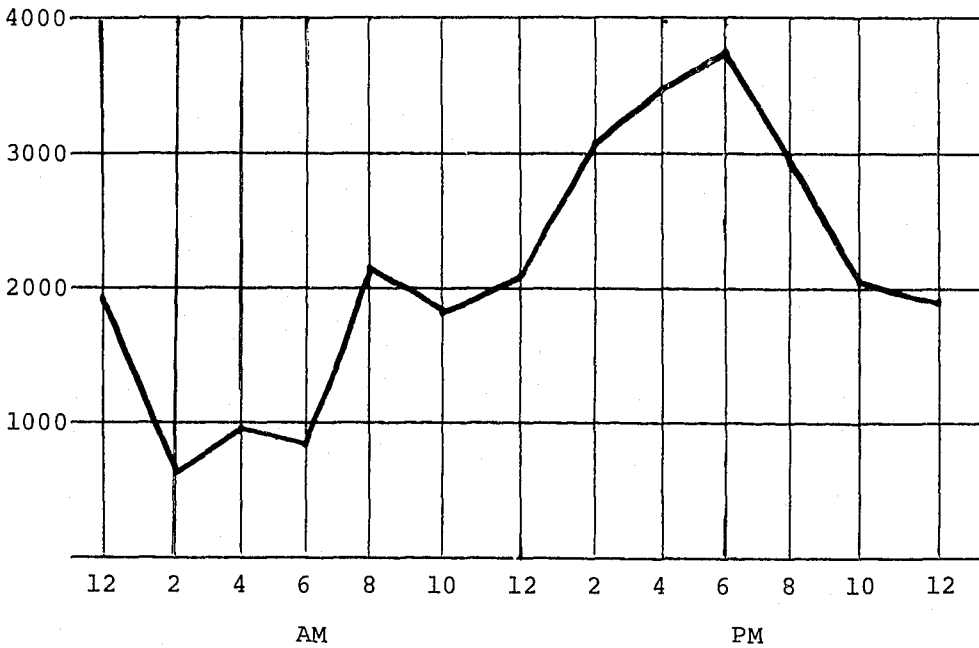
respond to barricaded criminal, sniper and hostage situations; VIP protection needs; bomb threats and incidents; and man-hunts. The 20 Tactical Team members have received training from FBI National Academy, Los Angeles Police Department SWAT team and the US Army Special Forces.
During July, a two-day retraining session was held for each SOF platoon at Alabama Criminal Justice Training Center in Selma. Platoon members received classroom instructions and participated in mock riot and civil disturbance situations.

The Most Dangerous Time of the Day

Early evening is the most hazardous driving period of the day on rural highways. During 1979 - 80, 14.5% of all rural motor vehicle accidents occurred between 4 & 6 p.m. These accidents killed 13.8% of those who died from traffic mishaps.

Executive Security

The Executive Security Unit consists of 15 trooper personnel and five executive security officers appointed through the Governor's Office. These officers provide personal security services for designated officials. Security personnel travelled 234,593 miles and worked 44,323 man-hours during the fiscal year.



Major Crimes Investigated by ABI Unit Officers

The Alabama Bureau of Investigation is composed of four units: Auto Theft, Criminal Investigation, State Narcotics, and Identification. It is the only state agency offering assistance to municipal and county law enforcement agencies in the investigation of felony cases. The division maintains criminal records utilizing information from all law enforcement agencies in the state, initiates investigations into criminal activity within the state, assists federal agencies in investigations, and provides specialized services to other state agencies. The Division has 122 persons; 79 arresting officers and 43 civilians. This includes the arresting officers transferred to State Narcotics Unit from other state agencies.

There were 1,055 new investigations initiated by the Criminal Investigation Unit during the fiscal year; 834 concerning criminal matters and 221 concerning non-criminal matters.
The non-criminal investigations included 119 personnel background inquiries. Also included in the 221 total were inquiries concerning missing persons, automobile accidents and special inquiries.
Of the 834 criminal investigations opened, 181 were burglary cases, 120 homicide cases and 101 forgery cases. The investigations opened include 222 crimes against person, 504 crimes against property and 108 crimes of other types, including such offenses as gambling and threats against public officials.
Members of the Criminal Investigation Unit arrested 462 people on 755 charges, recovered 57 stolen vehicles valued at \$288,546.56 and other stolen property valued at \$370,081.45. The value of stolen property in 1979-80 cases investigated was reported to the unit as \$738,201.31. During the fiscal year eight cases were reopened, 62 cases closed as unfounded complaints, 961 cases placed on inactive status and 735 cases active or pending investigation.

Annual Activity and Status 1979-80

	ARRESTS	STOLEN VEHICLES RECOVERED	VALUE OF STOLEN PROPERTY RECOVERED	DRUGS BOUGHT AND CONFISCATED
AUTO THEFT UNIT	234	761	\$4,469,875.00	
CRIMINAL INV. UNIT	755	57	658,628.01	
NARCOTICS UNIT	965			\$17,296,199.73
TOTALS	1,954	818	\$5,128,503.01	\$17,296,199.73
COMPARED TO LAST YEAR	+47%	+9%	+10%	n/a
LAST YEAR TO DATE	1,325	748	\$4,664,599.80	\$41,146,837.75

Criminal Records Files Maintained for All Alabama Agencies

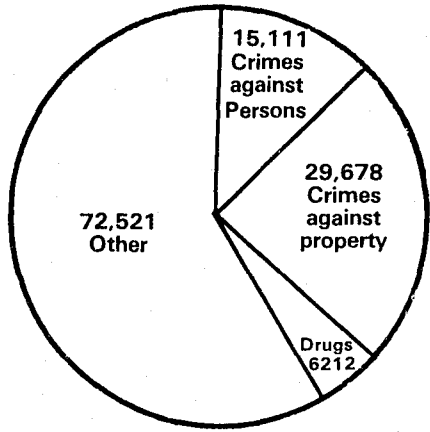
As the central repository for criminal records in Alabama, the Identification Unit receives some 9,800 fingerprint cards from law enforcement agencies throughout the state each month. The fingerprint cards become part of criminal history files maintained by the unit and available to all law enforcement agencies within the guidelines of state and federal privacy laws.

Latent print examiners do specialized work in identifying suspects from fingerprints left at crime scenes. Print comparisons are made to positively identify suspects or to eliminate suspects in major crimes at the request of

DPS investigators or of other law enforcement agencies.

During the fiscal year there were 117,854 fingerprint cards and 21,543 transcripts received and processed. In Alabama there were a total of 123,522 adults arrested for offenses other than traffic. Of these, 15,111 people were arrests for crimes against persons (i.e. murder, kidnapping, assault, etc.) 29,678 for crimes against property (i.e. arson, theft, fraud, etc.) 6,212 for controlled substance offenses and 72,521 for other offenses including illegal possession of weapons, commercial vice, gambling, etc.

Arrests Reported



Criminal records maintained by the Department show that the number of persons arrested for criminal offenses increased from 103,744 during 1978-79 to 123,522 in 1979-80. The breakdown by type is not comparable to previous years due to procedural changes.

Motor Vehicle Theft: A Multi-Million Dollar Industry

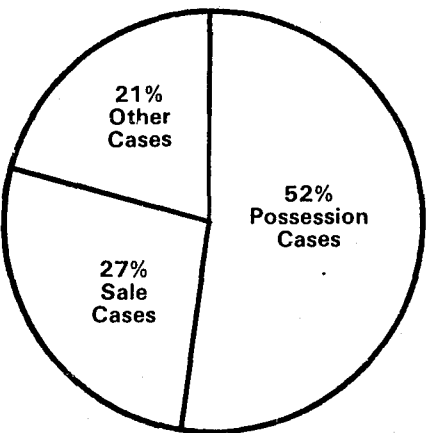
Vehicle theft is among the multi-million dollar illicit industries in Alabama. In a continuing effort to curb this criminal industry, education; assistance to municipal, county, state and federal law enforcement agencies; and, accuracy in records keeping are three vital components.

Auto Theft Unit, in its concentration on professional vehicle theft rings, is both the recipient and provider of specialized education in investigative techniques. It provides also assistance to other law enforcement agencies in the identification of stolen vehicles including the restoration of altered vehicle identification numbers. (VINs). The unit is also very active in enforcing the anti-

theft sections of the Alabama Title Law--certifying the VINs on recovered vehicles, inspecting dealer and salvage yards, and correcting computerized records of title information.

During the fiscal year there were 11,015 vehicles reported stolen in Alabama. Auto Theft Unit investigators recovered 761 vehicles valued at \$4,469,875; bringing the total number of stolen vehicle recoveries by the Department of Public Safety to 1,049 valued at \$5,707,028. Of the 761 vehicles recovered by the unit, 357 were stolen in other states and 404 were stolen within Alabama. There were 234 arrests made by this unit.

Narcotics Unit Arrests 1979-80



State Narcotics Unit Arrests 538 People

July 10, 21 drug enforcement agents--19 from Alcoholic Beverage Control and two from Alabama Department of Health--were laterally transferred to the Department of Public Safety to form a single state-level drug enforcement unit, the State Narcotics Unit. The transfer was made executive order.

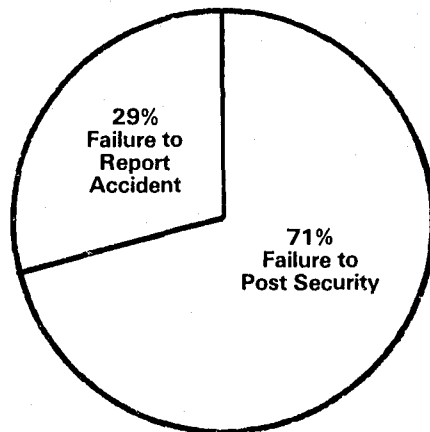
During the fiscal year 538 persons were arrested on 965 charges of violation of controlled substances laws. Possession cases, including possession with intent to distribute, totalled 499 with marijuana the leading single controlled substance involved. There were 258 charges of possession of marijuana,

nine charges of trafficking in marijuana and three charges of trafficking in cannabis. Sale of controlled substances cases totaled 264 with marijuana again the leader with 158 cases. There were 202 other charges made by State Narcotics Unit ranging from conspiracy to distribute and illegal sale of controlled substances to assault to theft.

Contraband seized or bought an estimated street value of \$17,296,199.73. This makes the total contraband seized since consolidation of drug enforcement personnel \$58 million.

373,412 Examinations Given

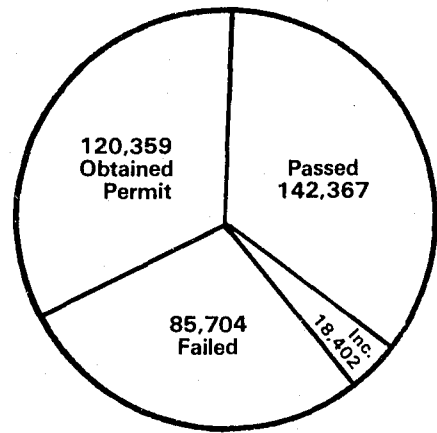
Licenses Suspended Through Safety Responsibility Act



Driver License Division

Testing and keeping records on Alabama's 2.5 million licensed drivers is the function of the Driver License Division. The Division has six units: Administrative, Data Processing, Driver Improvement, Driver Records, Examining and Safety Responsibility; and is commanded by a State Trooper Major.

Examination Results



Staffed with 75 arresting officers and 59 civilians, the Examining Unit is responsible for administering driver license and driver permit examinations and conducting hearings and investigations at the request of Driver Improvement and Safety Responsibility unit.

There were 373,412 driver license examinations given during the fiscal year. There were 85,704 failures and 18,402 incompletes. Applicants passing license examinations totalled 142,367 with an additional 120,359 passing permit examinations. Non-driver identification cards issued totalled 1,752.

3,160 Drivers Fail To Report Accidents

Safety Responsibility Unit receives and processes all accident reports required from drivers involved in accidents in the State of Alabama. There were 179,413 reports received from drivers involved in 112,466 accidents during the fiscal year. The unit is staffed with two officers and 23 support persons.

As custodian in the name of the Director for all security deposits, the unit is responsible for accounting for all monies received and depositing it with the State Treasurers Office. Certificates of self-insurance, answering appeals made by individuals affected by the Safety Responsibility Act and issuing

certifications regarding driver records and insurance companies are functions of the unit as is acting to suspend license plate and drivers licenses for failure to comply with the Act.

During the fiscal year there were 3,160 licenses suspended for failure to report an accident and 7,668 for failure to post security. Licenses reinstated following the receipt of an accident report totalled 4,137; 864 were reinstated following the posting of security and 7,252 following other action. There were 10,828 pick-up orders issued for plates and licenses and 31,290 were received from field officers.

1.9 Million Papers Processed

Records of persons licensed to drive in Alabama include current and expired licenses, accidents and driving violations. Records are kept on some 3.5 million persons about 2.5 million of whom are active drivers by the Driver Record Unit which is staffed with one arresting officer and 39 support personnel.

Computerization of these records is resulting in savings of space, time and manpower and is providing a more complete record for courts, police agencies and insurance agencies. Licenses status information is supplied using the Alabama Criminal

Justice Information System. Files are also maintained on Circuit Court appeals of Department action. With the computerized system, new records are microfilmed as well as the information they contain being entered into the computer.

Nearly 1.9 million papers were processed through this unit. These papers include new license applications, changes of name, accidents reported, convictions and warnings for traffic offenses and requests for information from other units, agencies, courts and persons.

License Applications Audited

In addition to instituting and governing policies and procedures for the operations of the driver license division, Administrative Unit personnel microfilms accident reports and driver records; audits new and renewal applications and receives and processes money received from sale of motor vehicle records and duplicate licenses and reinstatement fees. Money collected is forwarded to the Comptroller's Office.

There are 13 clerical employees in this unit which is under the supervision of the division major.

More than 805,000 driver license and renewal applications and more than 633,000 receipts and driving records were processed through the unit. Fees received were: \$109,036 for 93,296 duplicate licenses and \$1,160,158 for 580,079 abstracts.

Traffic, License Records Compiled

Staffed with 32 civilian personnel, Data Processing Unit is responsible for the operation of the data storage and retrieval system which includes driver records, accident records, traffic violations and inter-department financial, personnel and property inventory records.

There were 117,715 accident reports from law enforcement officers processed. Information from these reports is used to develop statistical reports for counties and municipalities and for use in developing accident prevention programs.

There are 1,887,843 records of traffic

violations on the data base; 469,155 of these were processed during the 1979-80 fiscal year. These violations resulted in 64,021 suspensions, revocations, cancellations or denials which along with 11,708 suspensions resulting from failure to comply with the Safety Responsibility Act made a grand total of 75,729 entries.

The unit also processed 3,587 renewals and 971 duplicates as non-photo licenses for drivers temporarily out of state. Reminders were sent to 116,726 persons who failed to renew licenses after a lapse of 90 days.

Point System Ensures Fairness

The primary function of the Driver Improvement Unit is to review driver records to ensure that traffic laws are applied fairly and equally. This is done through the enforcement of the point system by which a point value is assigned to driving offenses and entered on the individual's record and taking revocation or suspension action when aggregate points require.

Eligibility for licensing is determined and reinstatement fees are received by the unit. During the fiscal year \$453,325.10 was received in reinstatement fees. Insurance filings and suspended or revoked tags are received and the unit cites persons for license re-examination and/or vision examinations.

Service Division

Providing the supplies, training and special services necessary to the smooth operation of the Department is the function of the Service Division. The Division works closely with members of other divisions to determine and fill needs in a timely and efficient manner. Many of these same services are provided to other state and law enforcement agencies.

Training Provided For Law Enforcement Personnel

The Training Unit is comprised of the Alabama Criminal Justice Training Center and the Alabama Criminal Justice Library. It occupies and 18-acre campus plus a 10-acre firing range which was developed during the fiscal year. These facilities are located at Craig Field, Selma.

The Unit is responsible for the planning, implementing and evaluating of training and education services for the Department. Other State agencies and other law enforcement agencies are included in many of the programs at the Training Center. The unit also provides food, recreation and

support services and dormitory facilities for all persons using the training services offered. Through the Library, which has 401 member agencies and 2,238 individual borrowers, film, reference, audio-visual and research services are provided.

The Training Unit is commanded by a captain and staffed with eight arresting officers, one vocational instructor, one audio-visual technician, three secretaries, one librarian and eight support personnel.

During the fiscal year, a total of 2,556 students attended 97 schools. These schools included the six-week basic police training,

the 18-week State Trooper Recruit training, alcohol level training and retraining, and a number of more technical law enforcement related schools. The first State Trooper Cadet class in a number of years was started in May. At the close of the fiscal year there were 27 Cadets active in this one-year program which requires classroom and on-the-job training.

There were 5,822 films; 1,150 books and 7,196 periodicals loaned through the Library. There were also 581 reference and research questions answered.

Vehicles Maintained By DPS Personnel

In January, 1980, a new tractor-trailer supply truck was put into operation delivering parts and supplies throughout the state once each month. In June, 1980, the five field mechanics were placed under the supervision of the Highway Patrol Division district commander. During the same month the State Personnel Department approved the position of Auto Mechanic II. Four mechanics were promoted. In September, 1980, an Assistant Motor Officer was added giving the unit two arresting officers, one secretary, one mechanic foreman, four mechanics II, three mechanics I, one auto bodyman, two stock clerks, four equipment operators, three laborers and seven trustees.

Electronic Gear Requires Specialists

All radio, radar and electronic siren units for the Department of Public Safety and certain other agencies are procured, maintained and installed by the Radio Unit. The Unit consists of a chief engineer, 11 DPS technicians, one Department of Conservation technician, a secretary and a laborer.

The unit is responsible for licensing and all Federal Communications Commission matters for all user agencies. During the fiscal year, two DPS radio stations were moved to buildings and towers maintained by Alabama Educational Television Commission.

Photographs Used As Evidence, Records

Responsibilities of the Photography Unit include developing and finishing negatives, pictures and slides for the Department; maintaining the criminal mug file and criminal investigative file; and assisting other state agencies and law enforcement agencies in photo finishing upon request and approval.

The unit is manned by two photography specialists II and one photography specialist I. During the fiscal year the lab was rearranged to increase efficiency of operations.

Information Made Available to Press, Individuals Daily

The primary function of the Public Information Unit is to provide an immediately available source of information for representatives of news media outlets and the general public. More than 400 telephone contacts were made to disseminate information of statewide or regional interest to news media outlets. There were also 27 written releases of general interest distributed to some 500 outlets.

The Unit is staffed with one arresting officers and two civilian personnel. This staff coordinated press conferences and made arrangements for other personnel to appear

on television and radio as well as to participate in interviews concerning Department policies, programs and procedures. In many cases this entailed the compiling of background material and the development of press packets.

Two projects which involved extensive work with other Department members, representatives of other agencies and groups and news media representatives were Help Eliminate Lawbreaking Pushers (HELP) and Truck Accident Prevention Program (TAPP). HELP received awards from the national Elks association and from Mont-

gomery Association of Business Communicators. Both HELP and TAPP have been successful programs and will be carried forward into the next fiscal year.

The Unit also maintains the history of the Department and its museum, is responsible for most Department publications, teaches classes at Alabama Criminal Justice Training Center, photographs Department events, compiles and publishes two newsletters of limited distribution, writes speeches, and produces visual aids. Assistance in similar duties is provided to other agencies.

Supplies, Equipment Made Available

Supplies and equipment other than that provided through the automotive and radio units are distributed through the Supply Unit.

This includes uniforms and weapons for 679 arresting officers, 103 communications personnel and 49 driver license technicians. A total of \$600,000 in equipment, supplies and uniforms were ordered and distributed by this unit during the fiscal year. These figures include completely outfitting the 30 arresting officers hired during the year at a cost of \$36,000.

The unit is also responsible for maintaining and distributing printed material used in Department operation. Some 13.5 million sheets of printed material were ordered through Printing and Publications (Department of Finance). Records and supplies were also maintained for five copying machines on which a total of 1.3 million copies were made.

Unit Approves Equipment, Operators

Monthly inspection and servicing of 208 Photo-Electric Intoximeters (PEI), 24 Gas Chromatograph Intoximeters (GCI) and five Breathalyzer instruments and of the department's 426 portable breath testers was done by members of the Implied Consent Unit. Unit personnel also testified in courts on the accuracy of instruments serviced, provided assistance in preparation of DWI prosecutions, assisted Alabama Criminal Justice Training Center in conducting Chemical Breath Testing Operators Schools, and conducted educational programs at the request of the Safety Education Unit and State Driver Education teachers.

During the year, nine PEI training schools were held with 266 new operators certified. There were six GCI training schools with 61 new operators certified and one BA training school with 11 new operators certified. Retraining sessions were held at 11 locations throughout the state in October, 1979, and an on location inspection of all chemical breath testing operators in the state was held in April, 1980.

Air Support Provided By DPS Pilots

With the addition of two pilots who were formerly ABC agents, the Aviation Unit is now staffed with six pilots. Four are stationed in Montgomery and one each in Mobile and Decatur. In March, 1980, the Department of Air Transportation was formed in the Division of Finance. All maintenance personnel of this unit were transferred to the new department.

Aviation Unit pilots now operate six Bell 47 helicopters, four Cessna Skylanes and an Aero-Commander acquired through court condemnation proceedings after being seized in a narcotics operation. The aircraft has been refurbished.

Of the 1955.2 hours flown during 1979-80, 791.0 were flown in helicopters and 1,164.2 in airplanes. In addition to providing

air support for Department operations such as the 103.2 hours in location and recovery of stolen vehicles and heavy equipment for ABI Auto Theft Unit, Aviation Unit assisted municipal, county and other state agencies in various law enforcement activities. Approximately 1,000 hours were flown in connection with narcotics investigations.

500,000 Pieces of Safety Literature Distributed

Safety Education Unit, with 12 arresting officers and one civilian employee, supplied information concerning traffic safety, Department operation and crime prevention through use of mass media, public appearances and personal contact; produced the in-house magazine "Trooper Trumpet"; produced and distributed more than 500,000 pieces of safety literature; and, conducted and in-house driver safety program.

Training programs are attended by Safety Education officers so that they may be familiar with and speak knowledgeably about traffic safety, crime prevention and the role of law enforcement. Two safety education officers seminars, Highway Patrol in-service training, MPH Radar School and the American Red Cross First Aid Instructor's Course were attended by these officers. Several unit members also completed Photo-Electric

Intoximeter retraining and one unit member attended the FBI National Academy where he was elected a section leader.

Because of the high degree of training these officers have, they are called upon to assist in instructing courses at Alabama Criminal Justice Training Center and at various in-service training programs at the municipal and county levels.

Administrative Division

The Administrative Division serves all other divisions of the Department of Public Safety in making available expendable and non-expendable supplies and equipment, monies for salaries and housing and records and reports. The division has four units; Financial Services, Purchasing, Personnel and Special Accounts; is commanded by at State Trooper Major; and, is staffed by 38 persons.

Criminal Activity Data Collected

Staffed with nine investigators and four support persons, Intelligence Unit collects and collates, evaluates and analyzes, and disseminates data. It is responsible for investigations of major organized criminal activity, corruption in government, attempts to corrupt government, threats against public officials, and internal security matters for the Department. Assistance in related matters is also provided to other agencies.

Since 1975, the Unit has had an average of a 20 percent increase in caseload each year. Plans have been completed for the merging of Intelligence Unit into the Alabama Bureau of Investigation Division during the coming fiscal year. Information from some 70 investigators will be processed through the unit with an expected workload increase of 700 percent.

Requisitions Prepared, Audited

With three civilian employees, the Purchasing Unit initiates procurement of all supplies and equipment for the Department. Purchase requisitions are prepared and forwarded to the Division of Purchases and Stores of the State Finance Department. All invoices are audited for accuracy before being forwarded to Financial Services Unit for payment.

During the fiscal year the unit prepared, audited, approved and processed about 1,236 purchase requisitions including emergency and confirming requisitions. A total of 524 local delivery orders and 645 local purchase orders were processed.

Fees Deposited In General Fund

Staffed with two civilian employees, the Special Accounts Unit provides a central location responsible for collecting and depositing monies received in the course of Department business.

The following collections were certified into the General Fund Account: accident records \$47,448.20; certified driver records \$1,162,872.00; fines and arrest fees \$12,036.38; miscellaneous (Title 32, photographs, production of documents, etc.) \$761,734.88; driver license reinstatement fees \$445,683.52.

Budgeting Requires Financial Records

Financial Services Unit keeps the financial records of the Department--preparing the annual budget and accounting for expenditures.

A budget of \$26,659.36 was prepared and disbursed using the programmed budgeting system which consists of seven programs containing 51 program elements

Personnel Records Maintained

In maintaining records on all employees of the Department, the Personnel Unit transacted 165 appointments, 113 transfers, 29 promotions, 19 suspensions, 58 resignations, 10 dismissals, 17 retirements, and three deaths. The Department entered the fiscal years with 1,099 employees and ended the year with 1,168.

Leave transactions included 54 leaves without pay, nine maternity leaves, 130 military leaves and 134 injury claims in addition to all sick and annual leave. There were five administrative hearings held.

DPS Programs Planned, Evaluated

Staffed with two arresting officers and one clerical employee, the Planning, Research, Inspection and Development Unit assisted in the evaluation and acquisition of radar units, clothing and portable alcohol breath testers. It aided in the security of federal funds, through the Governor's Office of Highway and Traffic Safety, for the Comprehensive Selective Enforcement program and Alabama Law Enforcement Library.

The unit coordinated proposed legislation and provided legislative liaison and security. Survivors of deceased members of the Department, other state agencies and other law enforcement agencies were assisted in securing all available benefits to which they were entitled. The unit represents the Department at all Board of Adjustment hearings.

Staff studies have been completed on trooper salaries, women in law enforcement, fire extinguishers, employee evaluation, re-compilation of Title 32 and recompilation of the Department manual.

101701
ACTUAL EXPENDITURES
(BY INCIDENT)
62100-68600
CIVIL & NATURAL DISASTER PROTECTION
FOR PERIOD 10-1-79 THRU 9-30-80

INCIDENTS & DATE		0107 OVERTIME	0300 TRAVEL-IN-STATE &	0500 REPAIRS COMMUNICATIONS MAINTENANCE	0700 UTILITIES &	TOTAL:
9-11-79	Hurricane Fredric	247,105.37	990.00		778.45	248,873.82
12-6-79	Police Strike in Florence	8,221.05	8,720.00	190.00		17,131.05
8-20-80	Champion Paper Co. Strike in Courtland	16,001.32	5,837.50			21,838.82
TOTAL:		271,327.74	15,547.50	190.00	778.45	287,843.69

RECEIPT OF FUNDS
FISCAL YEAR 1979-80

Reimbursement received for expenses incurred during Hurricane Fredric:		FUND:	391000 Driver License Sales	6,543,128.45	FUND:	301702 Livestock Impounding	
			470000 Accident Records	47,448.20		DISBURSEMENTS:	-0-
Refund from LEPA	59,242.00		472000 Driver License Reinstatement Fees	455,683.52		BALANCE IN TRUST:	24.85
Refund from FEMA	182,403.00		476000 Certified Driver Records	1,162,872.00	FUND:	701703 Financial Responsibility	
Total Reimbursement	241,645.00		537000 Other Fees (Misc.)	761,734.88		Receipts and Disbursements	
			550000 Fines & Arrest Fees	12,036.38		(This Fund In Trust)	
			Total	8,982,903.43		Disbursements	365,863.86
						Balance in Trust	452,623.20

101701
ACTUAL EXPENDITURES 10/1/79 THRU 9/30/80

EXPENDITURE OBJECT CODES/ITEMS	61100-680000 TRAFFIC CONTROL & ACCIDENT PREVENTION	61200-681000 CRIMINAL INVESTIGATION	61300-682000 DRIVER LICENSING & IMPROVEMENT	61400-683000 PUBLIC SAFETY SUPPORT SER.	61600-684000 ADMINISTRATIVE SERVICES	61700-685000 ALABAMA CRIMINAL JUSTICE TRAINING CENTER	62100-686000 CIVIL & NATURAL DISASTER CONTROL	TOTALS	GRAND TOTALS
0101 Salary of Director					39,566.77			39,566.77	
0102 Salaries - Division Managers	26,003.93	26,783.45	23,269.90	22,491.60	25,853.75			124,402.63	
0103 Salaries - Line - Supvs.	263,600.70	153,608.13	318,284.11	153,787.43	134,232.73	20,989.96		1,044,503.06	
0104 Salaries - Regular	8,885,177.75	1,438,544.49	3,026,808.41	962,423.89	383,371.15	479,206.49		15,175,532.18	
0107 Salaries - Overtime	252.48			4,327.31			271,327.74	275,907.53	
0108 Special Allowances	660,820.00	102,085.00	189,405.00	44,895.00	19,000.00	25,260.00		991,465.00	
0109 Termination Cost	96,467.07	28,456.11	17,448.44	4,922.31		8,907.71		156,201.64	
TOTAL 0100 PERSONNEL COSTS	9,932,321.93	1,749,477.18	3,525,215.86	1,192,847.54	602,024.40	534,364.16	271,327.74		17,807,578.81
0204 Workmens Comp. Insurance					173,260.86			173,260.86	
TOTAL 0200 EMPLOYEE BENEFITS					173,260.86				173,260.86
0301 Mileage			776.52					776.52	
0303 Subsistence & Lodging	118,477.55	43,606.25	43,163.77	23,285.75	9,700.00	5,385.00	15,477.50	259,095.82	
0305 Conference Registration	830.25	70.00	62.00	41.70	5.00			1,008.95	
0306 Board Members Per Diem			85.00					85.00	
0308 Auto Liability Ins.	28.00	46.60	8.40	9.31	12.08			104.39	
TOTAL 0300 TRAVEL-IN-STATE	119,335.80	43,722.85	44,095.69	23,336.76	9,717.08	5,385.00	15,477.50		261,070.63

0402	Commercial Transportation	1,316.00	1,446.00		421.00	568.00	400.34	4,151.34
0403	Subsistence & Lodging	3,581.25	2,610.19	815.58	1,823.22	586.39	995.92	10,412.55
0405	Conference Registration	389.00	150.00	105.00	185.00	115.00		944.00
0407	Other Travel Expense	46.50	31.35	8.92	30.00	.35	82.39	199.51
TOTAL 0400 TRAVEL-OUT-OF-STATE		5,332.75	4,237.54	929.50	2,459.22	1,269.74	1,478.65	15,707.40
0502	Build./Per. Eq./Grounds	12,344.11	991.54	1,711.12	17,777.43		24,943.05	57,957.25
05021	Janitorial Services	17,452.50					190.00	17,452.50
05022	Pest Control Services	2,631.50		132.00	1,253.25		15.00	4,031.75
0505	Office Furniture & Equip.	30.00	273.27	1,549.95	4,761.20	13,210.71		19,825.13
0507	Printing & Duplicating Equip.				1,641.50			1,641.50
0599	Other	1,870.89	1,414.73	7,235.25	4,819.40	131.31	811.19	16,282.77
05991	Gasoline Equipment	51.54			2,529.89			2,581.43
05992	Special Law Enforce. Equip.				903.10			903.10
05993	Communication Equipment		95.74		23,910.81			24,006.55
TOTAL 0500 REPAIRS & MAINTENANCE		34,380.54	2,775.28	10,628.32	57,596.58	13,342.02	25,769.24	144,681.98

		101701 ACTUAL EXPENDITURES 10/1/79 THRU 9/30/80							TOTALS	GRAND TOTALS
EXPENDITURES OBJECT CODES/ITEMS		61100-680000 TRAFFIC CONTROL & ACCIDENT PREVENTION	61200-681000 CRIMINAL INVESTIGATION	61300-682000 DRIVER LICENSING & IMPROVEMENT	61400-683000 PUBLIC SAFETY SUPPORT SER.	61600-684000 ADMINISTRATIVE SERVICES	61700-685000 ALABAMA CRIMINAL JUSTICE TRAINING CENTER	62100-686000 CIVIL & NATURAL DISASTER CONTROL		
0601	Land				150.00				150.00	
0602	Building	16,050.00			1,264.32	36,380.45	145.81		53,840.58	
0603	Automotive	506.80			35.43	307.55			849.78	
0604	Office Furniture & Equip.	2,541.08		1,190.04					3,731.12	
0605	Data Processing Equipment			51,491.40	1,375.11				52,866.51	
0606	Printing & Duplicating Equip.	3,109.95			31,659.76				34,769.71	
0607	Aircraft Hangars				3,504.00				3,504.00	
0699	Other	1,036.65			225.00				1,261.65	
TOTAL 0600 RENTALS & LEASES		23,244.48		52,681.44	38,213.62	36,688.00	145.81			150,973.35
0701	Electricity	102,396.08		6,639.11	8,883.19		35,412.16		153,330.54	
0702	Water	4,910.36		168.07	453.07		3,602.80		9,134.30	
0703	Gas	7,269.70	168.80	4,654.06	4,003.67		21,038.97		37,135.20	
0706	Telephone	74,528.04	10,427.80	9,181.09	4,990.16	65,410.78	5,282.04	778.45	170,598.36	
0707	Postage	8,933.15	6,111.05	71,739.85	8,613.31	3,522.63			98,919.99	
0708	Data Communication Lines		380.00	149,104.80					149,484.80	
0799	Other	273.50							273.50	
TOTAL 0700 UTILITIES & COMMUN.		198,310.83	17,087.65	241,486.98	26,943.40	68,933.41	65,335.97	778.45		618,876.69
0801	Legal					16,972.70			16,972.70	
0804	Advertising	48.07							48.07	
0806	Architectural		7.96						7.96	
0808	Data Processing Services		5,106.71	670,935.16	3,816.07	20,029.93			699,887.87	
0809	Educational Consultants						1,200.00		1,200.00	
0810	Insurance & Bonding	1,877.00		75.00	8,283.13	39,319.17			49,554.30	
0811	Photographic Services		102.37		408.22				510.59	
0812	Medical Services					165.00			165.00	
0814	Personnel Cost - Other		4,474.32						4,474.32	
0817	Housekeeping/Custodial	80.00							80.00	
08171	Laundry Services	246.88			1,557.68		5,885.91		7,690.47	
08172	Food Services						57,069.35		57,069.35	
0819	Professional Court Services			241.00		268.46			509.46	
0899	Other	14.00	197.35	261.81	26,366.39				26,839.55	
TOTAL 0800 PROFESSIONAL SERVICES		2,265.95	9,888.71	671,512.97	40,431.49	76,755.26	64,155.26			865,009.64

		101701 ACTUAL EXPENDITURES 10/1/79 THRU 9/30/80								
EXPENDITURE OBJECT CODES/ITEMS		61100-680000 TRAFFIC CONTROL & ACCIDENT PREVENTION	61200-681000 CRIMINAL INVESTIGATION	61300-682000 DRIVER LICENSING & IMPROVEMENT	61400-683000 PUBLIC SAFETY SUPPORT SER.	61600-684000 ADMINISTRATIVE SERVICES	61700-685000 ALABAMA CRIMINAL JUSTICE TRAINING CENTER	62100-686000 CIVIL & NATURAL DISASTER CONTROL	TOTALS	GRAND TOTALS
0902	Office Operations	2,061.84	2,023.08	7,356.79	16,651.86	124.34			28,217.91	
0903	Scientific & Technical		2,563.59		2,591.45				5,155.04	
0905	Federal Taxes & Licenses				545.83				545.83	
0906	Printing & Binding			413.70	92,686.44				93,100.14	
0907	Reproduction & Copying	40.50		1,332.96	25,877.62				27,251.08	
0908	Microfiche/Microfilm		3,153.63	1,861.60					5,015.23	
0910	Freight	2.07		667.79	388.45		6,373.31		7,431.62	
0912	Association Dues	125.00	145.00	35.00	2,298.13	1,425.00			4,028.13	
0913	Books/Subscript./Period.	738.54	713.34	1,321.55	1,622.87	1,364.43	6,274.79		12,035.52	
0914	Food & Provisions				57.67		3,204.36		3,262.03	
0915	Instruction & Testing Mat.		261.64		543.84		1,220.20		2,025.68	
0916	Training & Ed. of Emp.			32.00	400.00	429.03	972.40		1,833.43	
0919	Data Processing Supplies			2,381.87					2,381.87	
0921	Forms			15,182.64	3,525.65	570.38			19,278.67	
0922	Wearing Apparel	903.19		190.06	10,231.71				11,324.96	
0999	Other	484.97	984.83	123.49	45,668.79		1,468.04		48,730.12	
09991	Prison Labor	17,232.00		1,731.00	4,128.00				23,091.00	
09993	Photographic Supplies				14,001.36		36.89		14,038.25	
09994	Driver License			187,424.97					187,424.97	
TOTAL 0900 SUP./MAT./OPER. EXP.		21,588.11	9,845.11	220,055.42	221,219.67	3,913.18	19,549.99			496,171.48
1001	Petroleum Products	883.21			1,819,744.08				1,820,627.29	
1002	Batteries				12,997.98				12,997.98	
1003	Tires		161.30		110,265.50				110,427.30	
1004	Repairs & Maintenance	103.23			167,280.68				167,383.91	
1005	Auto Tags		8.00		24.50				32.50	
1099	Other				1,265.50				1,265.50	
TOTAL 1000 TRANSPORTATION EQ. OPER.		986.44	169.80		2,111,578.24					2,112,734.48
1111	Board of Adjustment Awards					29,274.95			29,274.95	
TOTAL 1100 GRANTS & BENEFITS						29,274.95				29,274.95
1201	Land				1,800.00				1,800.00	
1202	Building	1,735.00				1,000.00			2,735.00	
TOTAL 1200 CAPITAL OUTLAY		1,735.00			1,800.00	1,000.00				4,535.00
1301	Automobile		488.68		1,945,219.84				1,945,708.52	
1399	Other				615.00				615.00	
TOTAL 1300 TRANSPORTATION EQ. PUR.			488.68		1,945,834.84					1,946,323.52

101701 ACTUAL EXPENDITURES 10/1/79 THRU 9/30/80											
EXPENDITURE OBJECT CODES/ITEMS			61100-680000 TRAFFIC CONTROL & ACCIDENT PREVENTION	61200-681000 CRIMINAL INVESTIGATION	61300-682000 DRIVER LICENSING & IMPROVEMENT	61400-683000 PUBLIC SAFETY SUPPORT SER.	61600-684000 ADMINISTRATIVE SERVICES	61700-685000 ALABAMA CRIMINAL JUSTICE TRAINING CENTER	62100-686000 CIVIL & NATURAL DISASTER CONTROL	TOTALS	GRAND TOTALS
1401	Office Furniture & Equip.		814.50	1,068.75	960.78	16,581.14		176.25		19,601.42	
1402	Data Processing Equipment				1,468.00					1,468.00	
1404	Agriculture or Grounds Maint.		19.22			146.08				165.30	
1405	Communication			743.85		10,864.27	16,950.00			28,558.12	
1407	Scientific/Technical		4,646.00							4,646.00	
1409	Heating & Cooling					3,680.28				3,680.28	
1411	Library Materials					1,939.43		506.00		2,445.43	
1412	Custodial/Maintenance		94.95			95.00				189.95	
1413	Food Service							91.50		91.50	
1414	Gasoline Equipment					26,832.54				26,832.54	
1415	Fire Control/Rescue/Safety					136.50				136.50	
1416	Shop Equipment					6,443.65				6,443.65	
1417	Firearms/Ordinance					4,785.88		3,820.40		8,606.28	
1418	Mailing Equipment					45.00				45.00	
1419	Business Machines		167.64	510.20		3,291.73				3,969.57	
1499	Other		150.00	2,027.28		2,430.90				4,608.18	
14991	Photographic Equipment					2,483.82				2,483.82	
14992	Special Auto. Eq.-Enforcement					11,463.75				11,463.75	
TOTAL 1400 OTHER EQUIP. PURCHASED			5,892.31	4,350.08	2,428.78	91,219.97	16,950.00	4,594.15			125,435.29
1605	Transfers			1,156.12		10,769.00				11,925.12	
TOTAL 1600 NON-EXPEND. DISBURSE.				1,156.12		10,769.00					11,925.12
GRAND TOTALS:			10,345,394.14	1,843,199.00	4,769,034.96	5,764,250.33	1,033,128.90	720,778.23	287,773.69		24,763,559.25
ENCUMBRANCE FUND 101701											
YEAR-PROGRAM-ORGANIZATION			PROGRAM NAME		PURCHASE ORDERS		80E	80S	TOTALS	GRAND TOTALS	
80	61100	680000	Traffic Control & Accident Prevention		337.62		44,332.67	170,917.57	215,587.86		
80	61200	681000	Criminal Investigation		1,168.95		16,128.59	33,445.70	50,743.24		
80	61300	682000	Driver Licensing & Improvement		21,255.32		227,147.08	59,810.64	308,213.04		
80	61400	683000	Public Safety Support Services		295,524.50		559,515.82	21,504.29	876,544.61		
80	61600	684000	Administrative Services		164,884.00		172,726.69	10,919.41	348,530.10		
80	61700	685000	Alabama Criminal Justice Training Center		20,192.34		58,404.43	17,382.49	95,979.26		
TOTAL ENCUMBRANCE					503,362.73		1,078,255.28	313,980.10		1,895,598.11	
GRAND TOTAL ACTUAL EXPENDITURES & ENCUMBRANCE							26,659,157.36				

101701 1978 ENCUMBERED ACCOUNTS 1979 ACTUAL EXPENDITURES 10-1-79 THRU 9-30-80								
EXPENDITURE OBJECT CODES/ITEMS	61100-680000 TRAFFIC CONTROL & ACCIDENT PREVENTION	61200-681000 CRIMINAL INVESTIGATION	61300-682000 DRIVER LICENSING & IMPROVEMENT	61400-683000 PUBLIC SAFETY SUPPORT SER.	61600-684000 ADMINISTRATIVE SERVICES	61700-685000 ALABAMA CRIMINAL JUSTICE TRAINING CENTER	62100-686000 CIVIL & NATURAL DISASTER CONTROL	TOTALS
0204 Workmans Comp. Ins.	77,199.00	15,000.00			7,770.04	20,000.00		119,969.04
TOTAL EMPLOYEE BENEFIT	77,199.00	15,000.00			7,770.04	20,000.00		119,969.04
0303 Subsistence & Lodging	9,775.00	3,821.25	4,575.00	1,556.25	991.25	620.00	52,871.25	74,210.00
0305 Conference Registration	125.00	20.00						145.00
TOTAL TRAVEL-IN-STATE	9,900.00	3,841.25	4,575.00	1,556.25	991.25	620.00	52,871.25	74,355.00

101701 1978 ENCUMBERED ACCOUNTS 1979 ACTUAL EXPENDITURES 10-1-79 THRU 9-30-80								
EXPENDITURE OBJECT CODES/ITEMS	61100-680000 TRAFFIC CONTROL & ACCIDENT PREVENTION	61200-681000 CRIMINAL INVESTIGATION	61300-682000 DRIVER LICENSING & IMPROVEMENT	61400-683000 PUBLIC SAFETY SUPPORT SER.	61600-684000 ADMINISTRATIVE SERVICES	61700-685000 ALABAMA CRIMINAL JUSTICE TRAINING CENTER	62100-686000 CIVIL & NATURAL DISASTER CONTROL	TOTALS
0403 Subsistence & Lodging		174.63			120.11			294.74
0405 Conference Registration					50.00			50.00
TOTAL TRAVEL OUT-OF-STATE		174.63			170.11			
0502 Bldg./Perm. Equip./Grounds	4,845.32		28.95	3,597.45		4,133.67	2,826.95	15,432.34
05021 Janitorial Services	1,900.00							1,900.00
05022 Pest Control Services	139.50		7.00	24.00				170.50
0505 Office Furniture & Equip.	89.65	55.86	141.50	734.26	69.04			1,090.31
0507 Printing & Dup. Equip.	99.50			435.00				534.50
0599 Other	44.75	112.50	2,365.00	516.37		50.30	18.61	3,107.53
05229 Special Law Enf. Equip.				831.55				831.55
05993 Communications Equip.	226.60	25.48		21,811.12	20.60		2,122.00	24,205.80
TOTAL REPAIRS & MAINTENANCE	7,345.32	193.84	2,542.45	27,949.75	89.64	4,183.97	4,967.56	47,272.53
0602 Buildings	300.00							300.00
0605 Data Processing Equip.			512.00					512.00
0606 Printing & Dup. Equip.				6,300.27				6,300.27
0607 Aircraft Hangers				47.00				47.00
0699 Other	524.45			281.94	31.10			837.49
TOTAL RENTALS & LEASES	824.45		512.00	6,629.21	31.10			7,996.76
0701 Electricity	13,783.48		1,383.50	1,357.87		5,098.98		21,628.23
0702 Water	527.77		14.56	76.22		287.40		905.95
0703 Gas	223.63		44.71	126.60		1,938.51		2,333.45
0704 Fuel Oil				46.89				46.89
0706 Telephone	9,544.73	1,010.75	729.06	508.29	5,825.72	409.29	374.32	18,402.16
0707 Postage	1,194.19	392.83	5,497.75		226.66			7,311.43
0708 Data Comm. Lines	156.32		31,093.42					31,249.74
0799 Other	108.50							108.50
TOTAL UTILITIES & COMMUNICATIONS	25,558.62	1,403.58	38,768.00	2,115.87	6,052.38	7,733.58	374.32	81,986.35

101701 1978 ENCUMBERED ACCOUNTS 1979 ACTUAL EXPENDITURES 10-1-79 THRU 9-30-80								
EXPENDITURE OBJECT CODES/ITEMS	61100-680000 TRAFFIC CONTROL & ACCIDENT PREVENTION	61200-681000 CRIMINAL INVESTIGATION	61300-682000 DRIVER LICENSING & IMPROVEMENT	61400-683000 PUBLIC SAFETY SUPPORT SER.	61600-684000 ADMINISTRATIVE SERVICES	61700-685000 ALABAMA CRIMINAL JUSTICE TRAINING CENTER	62100-686000 CIVIL & NATURAL DISASTER CONTROL	TOTALS
0801 Legal					6,597.26			6,597.26
0804 Advertising				57.12				57.12
0808 Data Proc. Ser.			58,517.00		4,544.84			63,061.84
0810 Ins. & Bonding	20.00			30.00				50.00
0811 Photo Service		9.20						9.20
0813 Scientific & Tech.		488.80						488.80
0814 Personnel Costs-Other		579.20						1,556.00
0817 Housekeeping/Cust.	1,130.00			976.80				1,130.00
08171 Laundry Ser.	98.18			37.12		603.68		738.98
08172 Food Service						7,854.00		7,854.00
0899 Other	2.00	8.00		53.35				63.35
TOTAL PROFESSIONAL SERVICES	1,250.18	1,085.20	58,517.00	1,154.39	11,142.10	8,457.68		81,606.55

0902	Office Operation		1,088.68	1,845.96	2,179.72	231.75		5,346.11	
0903	Scientific & Tech.		244.95	646.00	870.00			1,760.95	
0906	Printing & Binding				12,490.55			12,490.55	
0907	Reproduction & Copy				85.60			85.60	
0908	Microfiche/Microfilm	32.90			1,476.40			1,509.30	
0910	Freight			74.51	28.77		371.91	475.19	
0913	Books, Sub., Periodicals	147.00	22.50		4,482.26	36.00	648.10	5,335.86	
0916	Training & Ed. of Emp.						83.60	83.60	
0921	Forms			16,597.46	508.00			17,105.46	
0922	Wearing Apparel	33.33			68,647.76			68,681.09	
0999	Other	5.70			4,143.79		89.46	4,254.92	
09991	Prison Labor	4,251.00		600.00	1,704.00			6,555.00	
09993	Photo Supplies			548.80	1,966.99			2,515.79	
09994	Driver License			55,504.55				55,504.55	
TOTAL SUPPLIES, MAT. & OP. EXPENSE		4,469.93	1,356.13	75,817.28	98,583.84	267.75	1,193.07	15.97	181,703.97
1001	Petroleum Products	30.13			234,695.53		613.96	235,339.62	
1002	Batteries				1,967.33			1,967.33	
1003	Tires				13,543.66			13,543.66	
1004	Repairs & Maintenance				54,558.92		435.10	54,994.02	
1005	Auto Tags & Titles				3.50			3.50	
1099	Other				110.00			110.00	
TOTAL TRANS. EQUIP. OPERATIONS		30.13			304,878.94		1,049.06		305,958.13
1202	Building				2,718.00			2,718.00	
TOTAL CAPITAL OUTLAY					2,718.00				2,718.00

101701 1978 ENCUMBERED ACCOUNTS 1979 ACTUAL EXPENDITURES 10-1-79 THRU 9-30-80									
EXPENDITURE OBJECT CODES/ITEMS	61100-680000 TRAFFIC CONTROL & ACCIDENT PREVENTION	61200-681000 CRIMINAL INVESTIGATION	61300-682000 DRIVER LICENSING & IMPROVEMENT	61400-683000 PUBLIC SAFETY SUPPORT SER.	61600-684000 ADMINISTRATIVE SERVICES	61700-685000 ALABAMA CRIMINAL JUSTICE TRAINING CENTER	62100-686000 CIVIL & NATURAL DISASTER CONTROL	TOTALS	GRAND TOTALS
1301 Automobile				768,461.00				768,461.00	
1302 Agriculture or Grounds Main.				4,146.00				4,146.00	
1399 Other				12,039.50				12,039.50	
TOTAL TRANS. EQUIP. PURCHASES				784,646.50					784,646.50
1401 Office Furniture & Equip.			142.60	19,099.22	8,368.58			27,610.40	
1406 Communication				38,891.89				38,891.89	
1407 Scientific & Tech.		555.32						555.32	
1409 Heating & Cooling				810.00				810.00	
1410 Textbooks/Educational				6,815.00		1,061.36		7,876.36	
1414 Gasoline Equip.				9,373.14			144.00	9,517.14	
1415 Fire Control/Rescue Safety				1,032.00				1,032.00	
1416 Shop Equipment				8,785.81				8,785.81	
1417 Firearms/Ordinance				53,107.65				53,107.65	
1419 Business Machines				1,200.00				1,200.00	
14991 Photo Equip.	2,485.50		9,589.90	1,877.64				13,953.04	
14992 Special Auto Equip. - Enf.				301,817.28				301,817.28	
TOTAL OTHER EQUIP. PURCHASED		2,485.50	555.32	9,732.50	442,809.63	8,368.58	1,061.36	144.00	465,156.89
GRANDS TOTALS		129,043.13	23,609.95	190,464.23	1,673,042.38	34,882.95	43,249.66	59,422.16	2,153,714.46



For additional copies of this publication or for supplementary information about the Alabama Department of Public Safety, written requests may be addressed to Public Information Unit, Department of Public Safety, P.O. Box 1511, Montgomery, AL 36192.

END