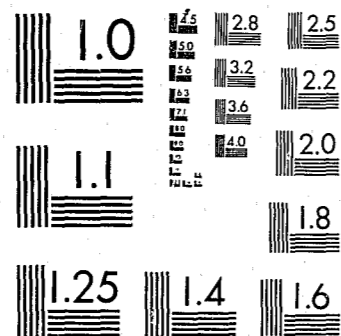


National Criminal Justice Reference Service



This microfiche was produced from documents received for inclusion in the NCJRS data base. Since NCJRS cannot exercise control over the physical condition of the documents submitted, the individual frame quality will vary. The resolution chart on this frame may be used to evaluate the document quality.



MICROCOPY RESOLUTION TEST CHART  
NATIONAL BUREAU OF STANDARDS-1963-A

Microfilming procedures used to create this fiche comply with the standards set forth in 41CFR 101-11.504.

Points of view or opinions stated in this document are those of the author(s) and do not represent the official position or policies of the U. S. Department of Justice.

National Institute of Justice  
United States Department of Justice  
Washington, D. C. 20531

DATE FILMED

2-4-82


79887

CRIME  
IN  
CONNECTICUT

UNIFORM CRIME REPORTS  
1978

ELI ABRASSO  
GOVERNOR

UNIFORM CRIME REPORT  
State of Connecticut  
1978



U.S. Department of Justice  
National Institute of Justice

This document has been reproduced exactly as received from the person or organization originating it. Points of view or opinions stated in this document are those of the authors and do not necessarily represent the official position or policies of the National Institute of Justice.

Permission to reproduce this copyrighted material has been granted by  
Conn. Dept. of Public Safety-  
Uniform Crime Reporting Unit

to the National Criminal Justice Reference Service (NCJRS).

Further reproduction outside of the NCJRS system requires permission of the copyright owner.

Honorable Ella Grasso  
Governor  
State of Connecticut

Colonel Donald J. Long  
Commissioner  
Connecticut Department of Public Safety

Chief Frank J. Hoffman  
Glastonbury Police Department  
President  
Connecticut Chiefs of Police Association

Connecticut Chiefs of Police Association  
Advisory Committee on Uniform Crime Reporting

---

Prepared and Distributed By:  
State of Connecticut, Department of Public Safety  
Uniform Crime Reporting Program  
294 Colony Street, Meriden, Connecticut 06450

NCJRS

JUL 2 1981

ACQUISITIONS

CONNECTICUT CHIEFS OF POLICE ASSOCIATION  
ADVISORY COMMITTEE ON UNIFORM CRIME REPORTING

Chief Edward H. Mosca  
Old Saybrook Police Department  
Chairman

Committee Members

Chief John F. Arcelaschi  
Winsted Police Department

Chief Anthony J. Mastronardi  
Fairfield Police Department

Chief Frank Calabrese  
Middlebury Police Department

Chief Francis J. Roche  
Plainville Police Department

Chief David P. Driscoll  
University of Connecticut

Chief Richard Sartor  
Cheshire Police Department

Chief Clarence A. Drumm  
East Hartford Police Department

Chief Robert J. Wesche  
Monroe Police Department

Chief Andrew Mancini  
Derby Police Department

Chief William Knapp  
Wethersfield Police Department

---

CONNECTICUT DEPARTMENT OF PUBLIC SAFETY

Information Systems Section  
Raymond Link, Director

Uniform Crime Reporting Program  
Walter C. Wojciehowski, Director/Systems Analyst  
Patricia Tyman, Research Analyst  
Sarah Arminio, Field Agent II  
Peter Seaha, Chief Field Agent  
Steven Ward, Field Agent II  
Mary Jane D'Aloia, Field Agent I  
Nicholas DeBari, Field Agent I  
William Lopez, Field Agent I  
Laura Webster, Field Agent I

---

CONNECTICUT JUSTICE COMMISSION

William H. Carbone, Executive Director  
Donald Anderson, CJIS Director



STATE OF CONNECTICUT


DEPARTMENT OF PUBLIC SAFETY

On August 1, 1977, the Connecticut Department of Public Safety became the central collecting and dissemination agency for the State's Uniform Crime Reporting program, an integral part of Connecticut's Criminal Justice Information System also known as CJIS.

Statistical summaries and descriptions generated under the UCR program will enable all State law enforcement agencies to set more realistic priorities and to deploy their manpower and resources more effectively.

They are also intended for use by local and state administrators and other professionals and scholars who have an interest in the crime problem. At the same time, this information is an important reference source for the general public as an indicator of the crime problem in our state.

It would not be possible to compile this report without the enthusiastic support and cooperation of Connecticut's law enforcement community. It is to them, and the citizens of Connecticut, that we dedicate this first annual Uniform Crime Report.

  
Donald J. Long  
COMMISSIONER OF PUBLIC SAFETY

## TABLE OF CONTENTS

	Page
I. Connecticut Uniform Crime Reporting System, 1978	
A. National Program.....	1
B. State Program.....	1
C. Program Operation.....	1
D. Crime Classifications.....	2
E. Crime Factors.....	3
II. Statewide Summary of Crime Index Offenses	
A. Murder/Nonnegligent Manslaughter.....	5
B. Forcible Rape.....	8
C. Robbery.....	9
D. Aggravated Assault.....	11
E. Burglary.....	13
F. Larceny.....	15
G. Motor Vehicle Theft.....	17
III. Crime Data by Contributor.....	19
IV. Value of Property Stolen & Recovered.....	201
V. Law Enforcement Officers Killed & Assaulted.....	202
VI. Law Enforcement Employee Data.....	203

## THE UNIFORM CRIME REPORTING SYSTEM

### NATIONAL PROGRAM

Uniform Crime Reporting originated in 1929 when the International Association of Chiefs of Police (I.A.C.P.) formulated the standards for the collection of crime data. On June 11, 1930, Congress approved legislation which authorized the Federal Bureau of Investigation to collect and compile nationwide crime counts. Since that time the FBI has acted as a clearinghouse for crime information. The Committee on Uniform Crime Records of the IACP continues as an advisor to the FBI in the conduct of the UCR Program.

National crime statistics are published on an annual basis by the FBI in their book entitled "Crime in the United States". Participation by over 15,000 law enforcement agencies, either through a state program or direct submission, provides the FBI with the needed data.

### STATE PROGRAM

The Connecticut Uniform Crime Reporting Program began in July, 1977 with the recruitment and training of law enforcement agencies in the state. Official data collection began in August, 1977 with approximately 70 agencies participating. During the first nine months, agency participation increased to 95%+. At present 91 agencies are participating in the State Program.

The state program has provided for better control, and a uniformly higher quality, of crime and arrest reporting. The FBI, receiving returns from over 15,000 law enforcement agencies, is sometimes hard pressed to insure both the accuracy and the reasonableness of all submitted data due to the sheer volume of data to be processed. Resolution of questions by both verifiers and submitting agencies is by nature time-consuming. It is therefore entirely logical for a centralized state agency to receive and verify UCR returns and then forward the data to the FBI.

### PROGRAM OPERATION

On October 1, 1979, Public Act 79-406, an act establishing a mandatory Uniform Crime Reporting System became law in Connecticut. The Department of Public Safety was given the responsibility for the centralized collection, analysis and dissemination of these data.

The Connecticut Uniform Crime Reporting Program is operating as a manual system at present, but will be computerized in the near future. All data is collected and submitted by law enforcement agencies to the Uniform Crime Reporting Unit within the Department of Public Safety.

The unit forwards a verified copy of all data to the FBI for use in the national UCR Program. The data retained by the state is used in compiling crime reports such as quarterly reports and this annual report.

Various cross checks have been built into the system to insure the most accurate report possible. Thus, errors are kept to a minimum and reliability and validity increased. Inherent problems are encountered in all statistical programs and the UCR program is also affected by incorrect reports, incomplete records, misinterpreted data and simple human error. The cross checks built into the system eliminate the majority of these errors and whenever any hidden errors are encountered they are corrected or eliminated from the collective report. Those that remain are insignificant, if the report is used as an indicator for which purpose it was designed.

#### CRIME CLASSIFICATIONS

Seven criminal offenses were chosen in the Uniform Crime Program to measure and evaluate the crime problem. They were chosen because of their seriousness and frequency of occurrence and their likelihood of being reported to the police. These seven crimes are referred to as Index Crimes.

It must be kept in mind that all offenses reported herein are known offenses to the police. There has been no consideration given to "unreported crimes". Because not all crimes are brought to the attention of the police, the International Association of Chiefs of Police (IACP) has limited the reporting of offenses (for UCR purposes) to the seven Index Crimes. The seven Index Crimes are felt to be an adequate basis for comparison because they are serious by nature and/or volume.

The following short definitions of the Crime Index Offenses are provided to give the reader a better insight into this Annual Crime Report. It should be noted that attempts to commit any of these offenses are scored as actual offenses except in the case of murder (attempted) when an aggravated assault is scored instead of murder.

1. Murder - the willful (nonnegligent) killing of one human being by another.
2. Forcible Rape - the carnal knowledge of a female forcibly and against her will.
3. Robbery - the taking or attempting to take anything of value from the care, custody, or control of a person or persons by force or violence and/or by putting the victim in fear.
4. Aggravated Assault - an unlawful attack by one person upon another for the purpose of inflicting severe or aggravated bodily injury. This type of assault usually is accompanied by the use of a weapon or by means likely to produce death or great bodily harm.

5. Burglary - the unlawful entry of a structure to commit a felony or theft.
6. Larceny - Theft - the unlawful taking, carrying, leading, or riding away of property from the possession or constructive possession of another.
7. Motor Vehicle Theft - the theft or attempted theft of a motor vehicle.

#### CRIME FACTORS

Because all factors that have an impact on crime problems are not measured or considered by the UCR Program, superficial conclusions are sometimes drawn from its crime and arrest data, particularly when attempts are made to make comparisons between jurisdictions. Local ordinances and criminal justice administrative policies, record-keeping practices, and the degree of adherence to Uniform Crime Reporting standards all affect the number of crimes and arrests reported. Additionally, socio-economic conditions and the characteristics and attitudes of the local population influence the extent and nature of criminal behavior in a community. General factors which can affect the volume of crime reported, and which must be considered before an intelligent assessment of crime data can be made, are as follows:

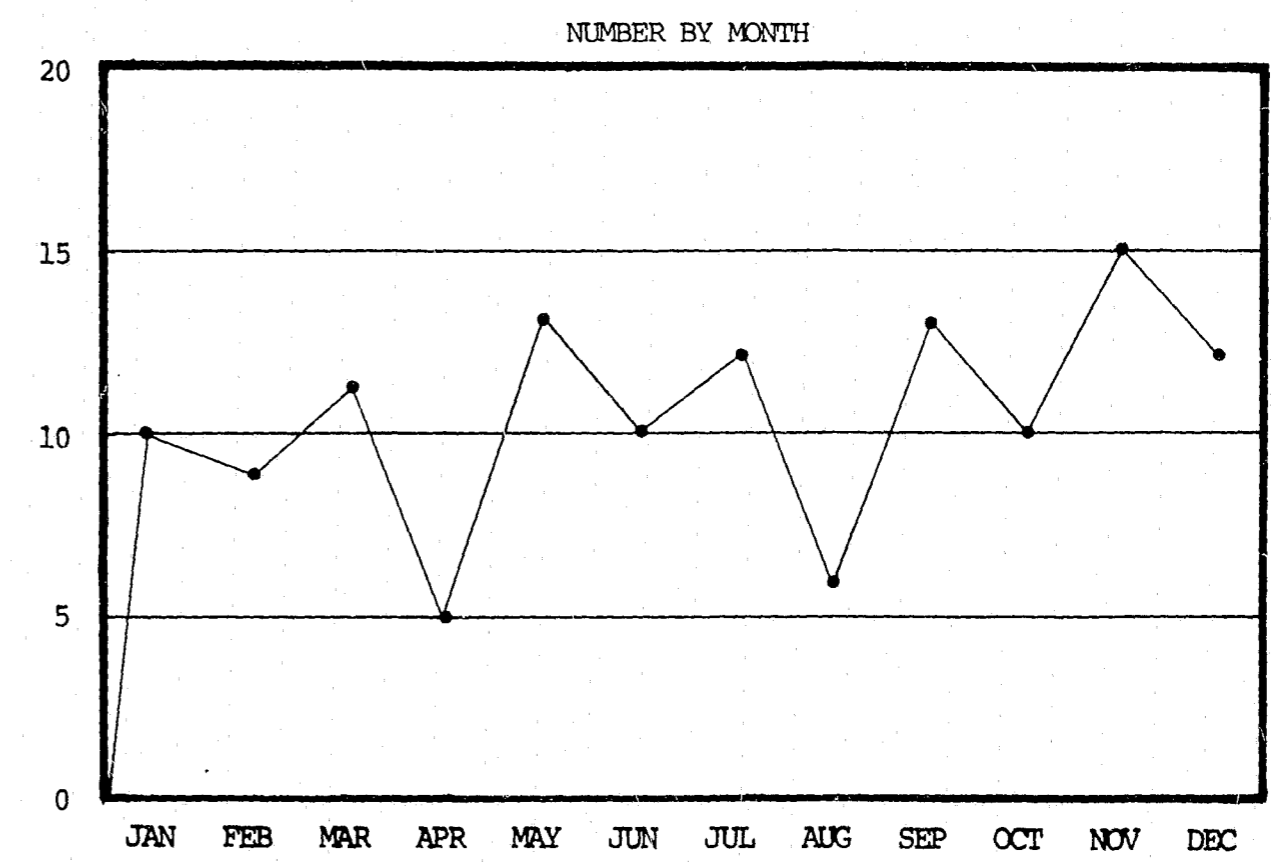
- \* Density and size of the community population and its surrounding area.
- \* Variations in the composition of the population, particularly its age, sex and race structure.
- \* Stability of population with respect to such factors as commuters, seasonal residents and other transient types.
- \* Economic conditions, including unemployment.
- \* Cultural conditions, such as educational, recreational, and religious characteristics.
- \* Climate.
- \* Effective strength of law enforcement agencies.
- \* Administrative and investigative efficiency of the local law enforcement agency.
- \* Policies of other components of the Criminal Justice System, such as Prosecutorial, Judicial, Correctional, and Probational.
- \* Attitudes of citizens toward crime.
- \* Crime reporting practices of citizens.

# STATEWIDE SUMMARY OF CRIME INDEX OFFENSES

## MURDER/NONNEGLIGENT MANSLAUGHTER

Murder/Nonnegligent Manslaughter is defined in the Uniform Crime Reporting Program as the willful (Nonnegligent) killing of one human being by another. Any death due to a fight, argument, quarrel, assault, or commission of a crime is included. Traffic deaths, caused by the negligence of someone other than the victim are counted under arrests for manslaughter by negligence according to age, sex, and race. Attempts to kill and assaults to kill are counted under aggravated assault. Suicides, accidental deaths, and justifiable homicides are not included.

During 1978, there were 126 murder/nonnegligent manslaughter offenses reported. Of these offenses, 111 or 88.1 percent were cleared.




# MURDER

## AGE, SEX & RACE OF VICTIMS/OFFENDERS

AGE	VICTIMS		OFFENDERS	
	NUMBER	PERCENT DISTRIBUTION	NUMBER	PERCENT DISTRIBUTION
Under 1	2	1.6	0	.0
1-5	2	1.6	0	.0
6-10	1	0.8	0	.0
11-14	1	0.8	2	1.5
15-19	7	5.5	21	15.4
20-24	27	21.4	21	15.4
25-29	29	23.0	16	11.8
30-34	13	10.3	18	13.2
35-39	11	8.7	11	8.1
40-44	11	8.7	10	7.4
45-49	5	4.0	0	.0
50-54	5	4.0	4	3.0
55-59	6	4.8	2	1.5
60-64	1	0.8	1	0.7
65-69	1	0.8	0	.0
70-74	1	0.8	0	.0
75 & Over	3	2.4	1	0.7
Unknown	0	.0	29	21.3
<b>TOTAL</b>	<b>126</b>	<b>100.00</b>	<b>136</b>	<b>100.00</b>
Male	82	65.1	94	69.1
Female	44	34.9	13	9.6
Unknown	0	.0	29	21.3
<b>TOTAL</b>	<b>126</b>	<b>100.00</b>	<b>136</b>	<b>100.00</b>
White	82	65.1	57	41.9
Negro	36	28.6	40	29.4
Indian	0	.0	0	.0
Other	8	6.3	10	7.4
Unknown	0	.0	29	21.3
<b>TOTAL</b>	<b>126</b>	<b>100.00</b>	<b>136</b>	<b>100.00</b>

# MURDER

## TYPE OF WEAPON USED



TYPE	NUMBER	PERCENT DISTRIBUTION
HANDGUN	56	44.4
SHOTGUN	6	4.8
RIFLE	6	4.8
OTHER FIREARM	0	.0
KNIFE	32	25.4
CLUB	0	.0
HANDS, FISTS AND FEET	9	7.1
OTHER	16	12.7
UNKNOWN	1	0.8

## NUMBER OF OFFENSES

## VICTIM/OFFENDER RELATIONSHIP

## % DISTRIBUTION

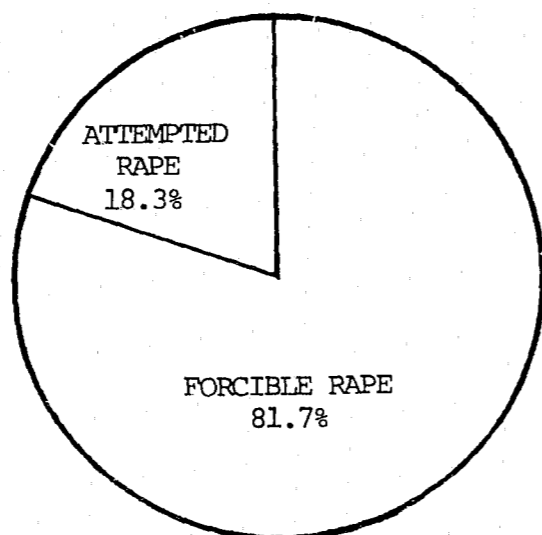
56
12
5
5
4
19
25
<b>TOTAL: 126</b>

ACQUAINTANCE	44.4
SPOUSE	9.5
LOVERS QUARREL	4.0
PARENT-CHILD	4.0
OTHER FAMILY	3.2
UNKNOWN	15.1
OTHER	19.8
<b>TOTAL: 100.0</b>	

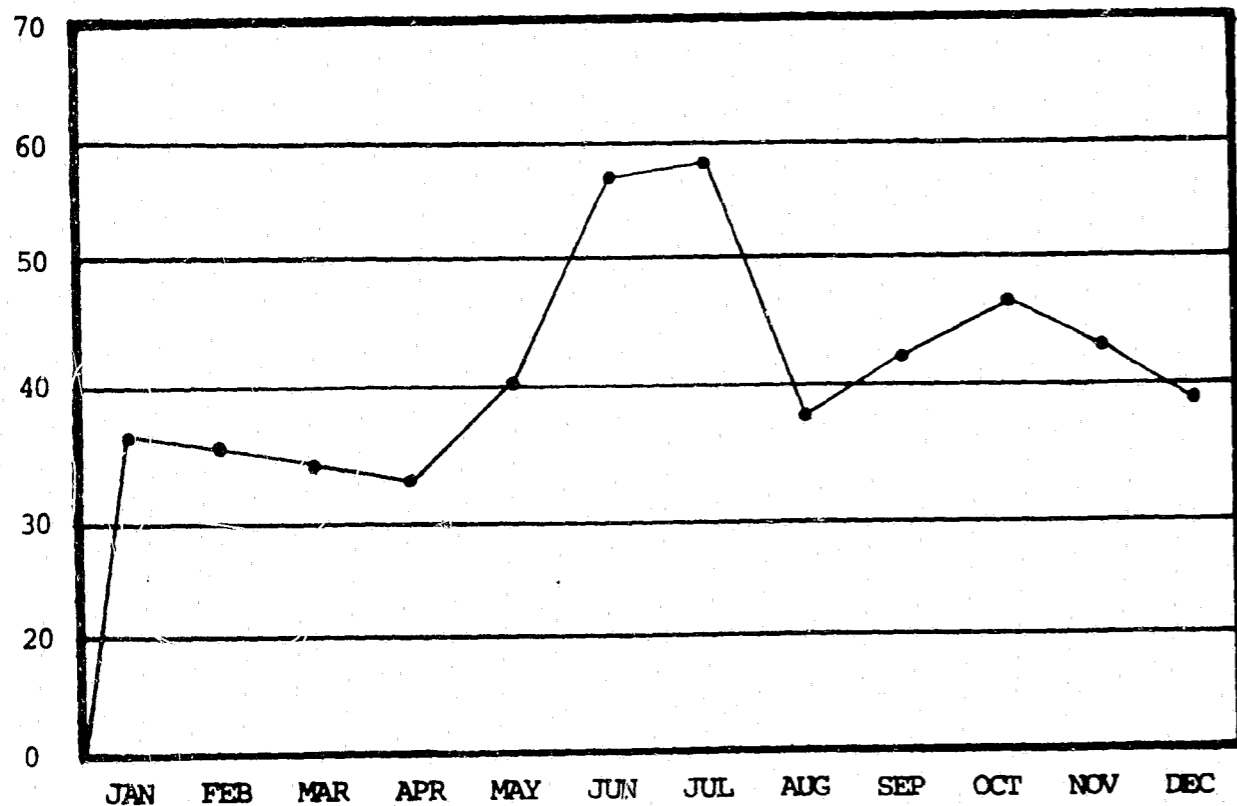
# RAPE

Forcible Rape is defined as the carnal knowledge of a female forcibly and against her will. For UCR purposes this offense is divided into two categories: Forcible Rape and Attempted Rape. Statutory Rape offenses and other sex offenses are not included in this classification.

During 1978, there were 508 rapes reported. Of these offenses 276 or 54.3 percent were cleared.



NUMBER BY MONTH

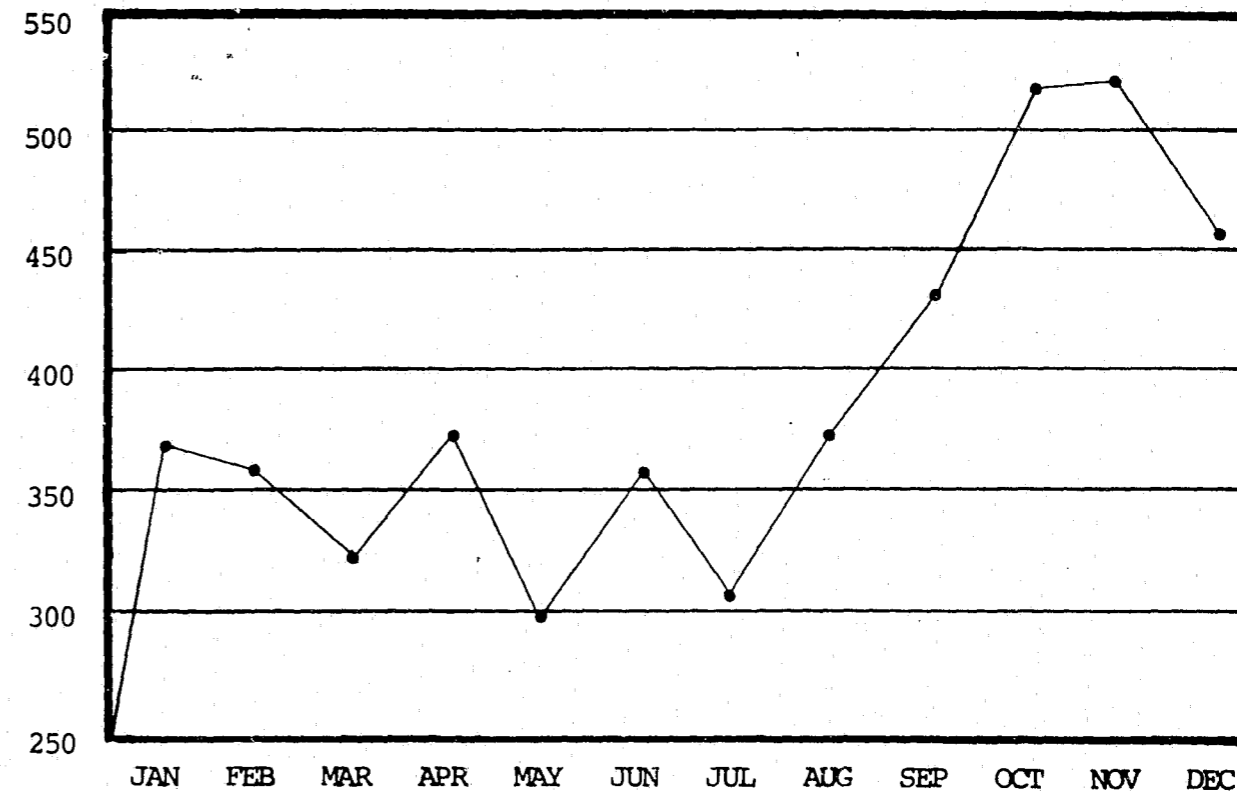


# ROBBERY

Robbery is defined as the felonious and forcible taking of the property of another against his will by violence or by putting him in fear. The element of personal confrontation is always present in this crime. In the UCR Program, all attempts to rob are included in this classification. Robberies are reported in four categories: Firearms, knife or cutting instruments, strong-arm, and other dangerous weapons.

During 1978, there were 4,684 robberies reported. Of these offenses, 1,028 or 21.9 percent were cleared.

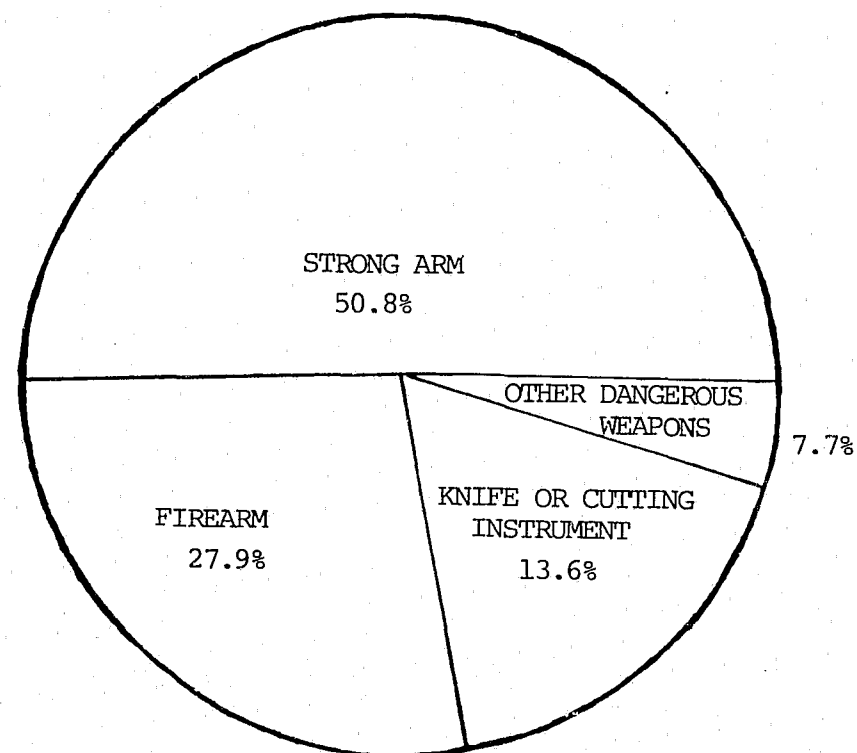
NUMBER BY MONTH





# ROBBERY

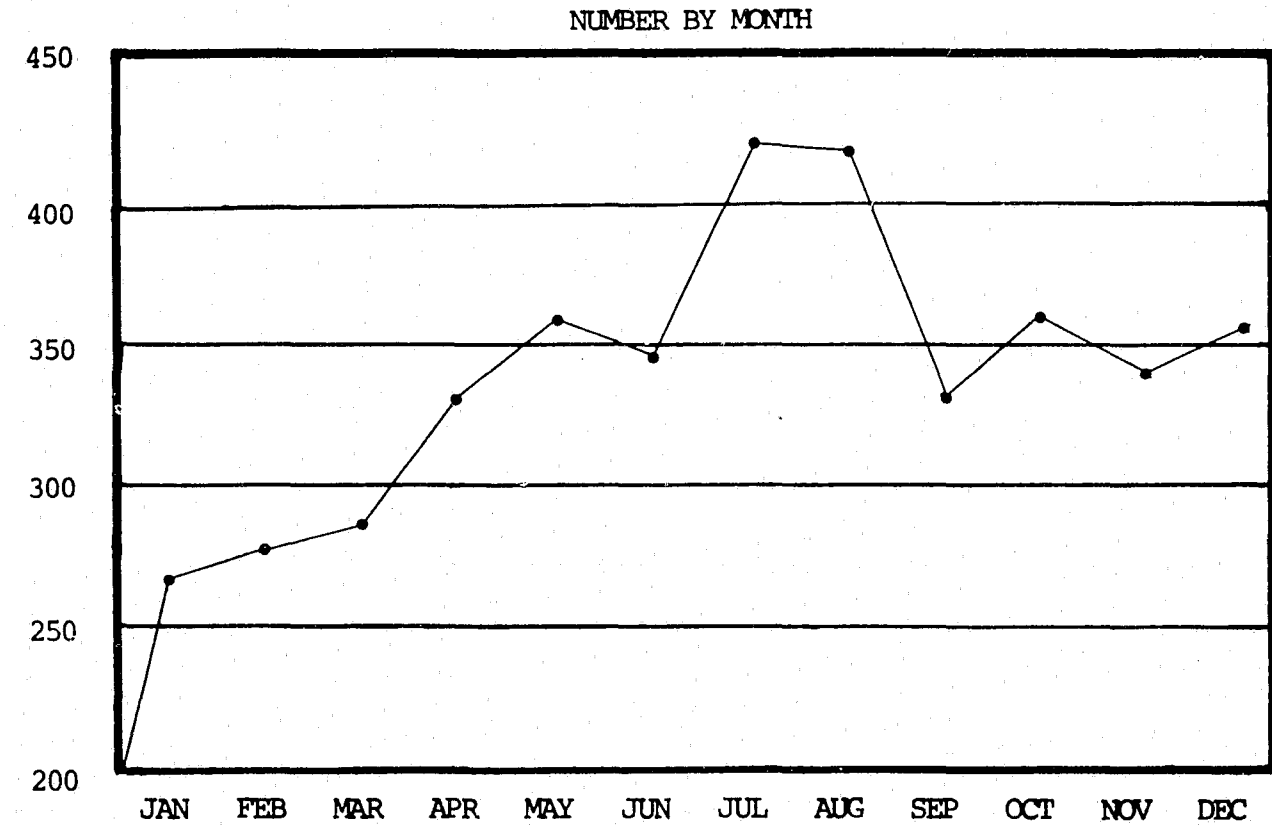
CLASSIFICATION	NUMBER OF OFFENSES	PERCENT DISTRIBUTION	TOTAL VALUE STOLEN	AVERAGE VALUE STOLEN
HIGHWAY.....	2,958	65.62	\$ 846,049.88	\$ 286.02
COMMERCIAL HOUSE	503	11.16	125,715.30	249.93
GAS STATION.....	247	5.48	60,549.05	245.14
CHAIN STORE.....	164	3.64	78,265.04	477.22
RESIDENCE.....	385	8.54	130,811.12	339.77
BANK.....	33	0.73	187,943.00	5,695.24
MISCELLANEOUS...	218	4.83	33,083.99	151.76
TOTAL	4,508	100.00	\$1,462,417.38	\$ 324.40



# AGGRAVATED ASSAULT

Aggravated Assault is defined as the unlawful attack by one person upon another for the purpose of inflicting severe bodily injury, usually accompanied by the use of a weapon or other means to produce death or great bodily harm. Attempts to commit this crime are included under this classification.

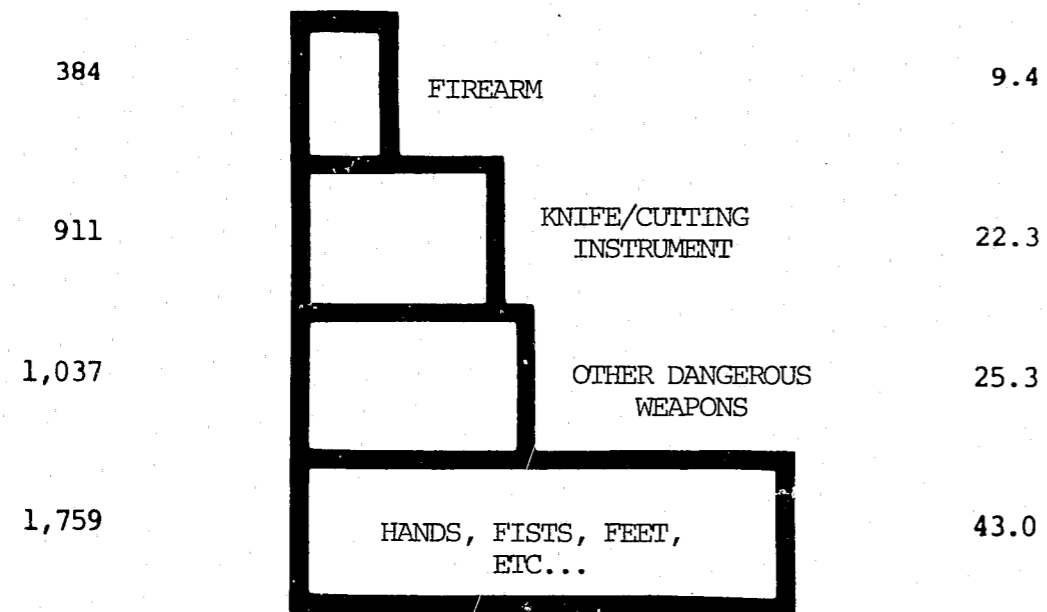
During 1978 there were 4,091 aggravated assaults reported. Of these offenses, 2,963 or 72.4 percent were cleared.



# ASSAULT

NUMBER OF OFFENSES

PERCENT DISTRIBUTION

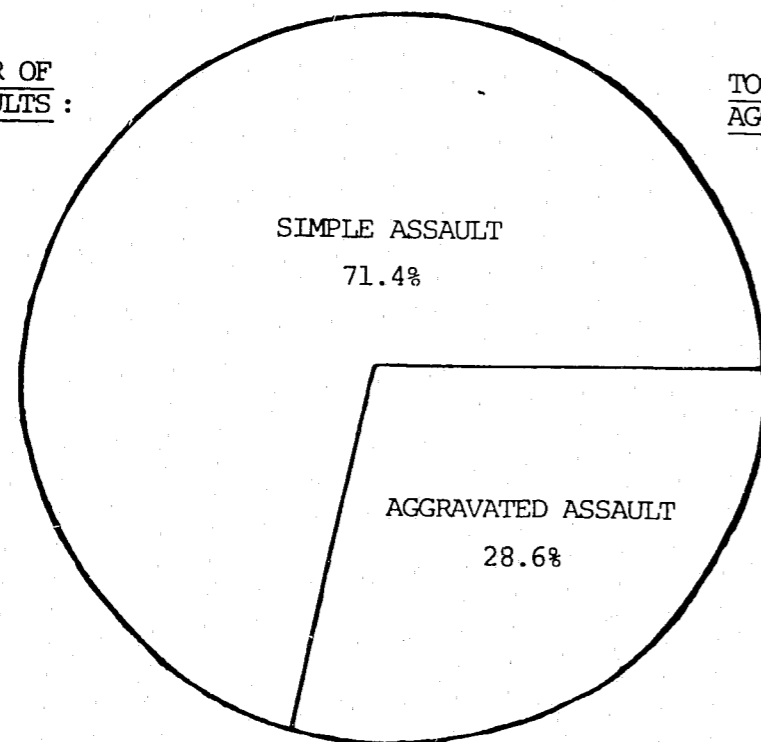


TOTAL: 4,091

TOTAL: 100.0

TOTAL NUMBER OF SIMPLE ASSAULTS :

10,196



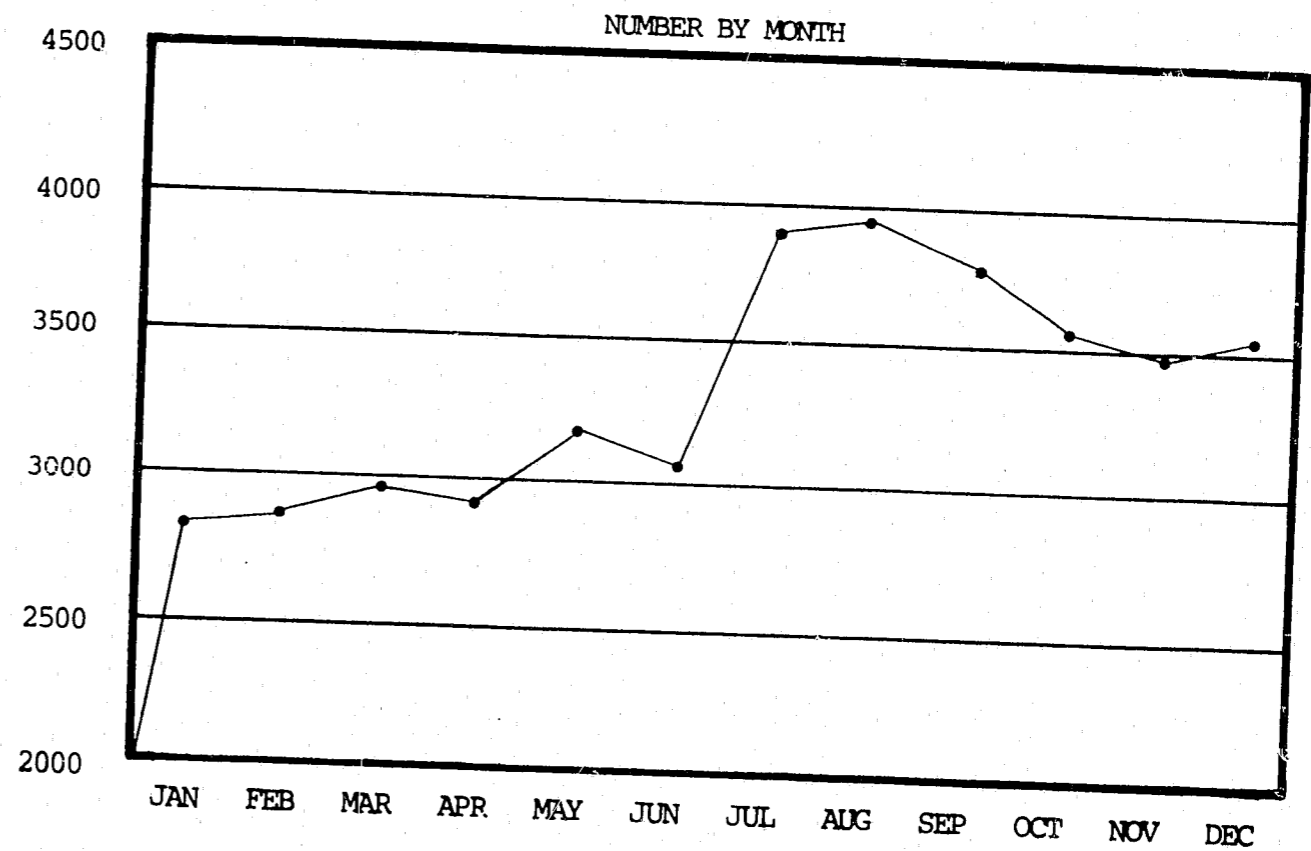
TOTAL NUMBER OF AGGRAVATED ASSAULTS :

4,091

# BURGLARY

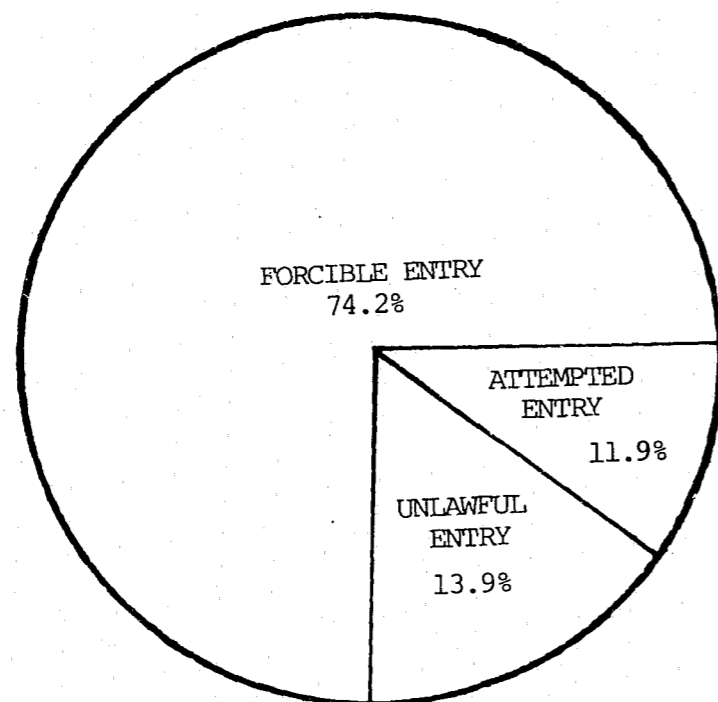
Burglary is defined as the unlawful entry of a structure to commit a felony or theft. The use of force to gain entry is not required as an element for this crime. Burglary is reported under three categories: Forcible entry, unlawful entry - no force, and attempted forcible entry.

During 1978, there were 39,921 burglaries reported. Of these offenses, 5,636 or 14.1 percent were cleared.



# BURGLARY

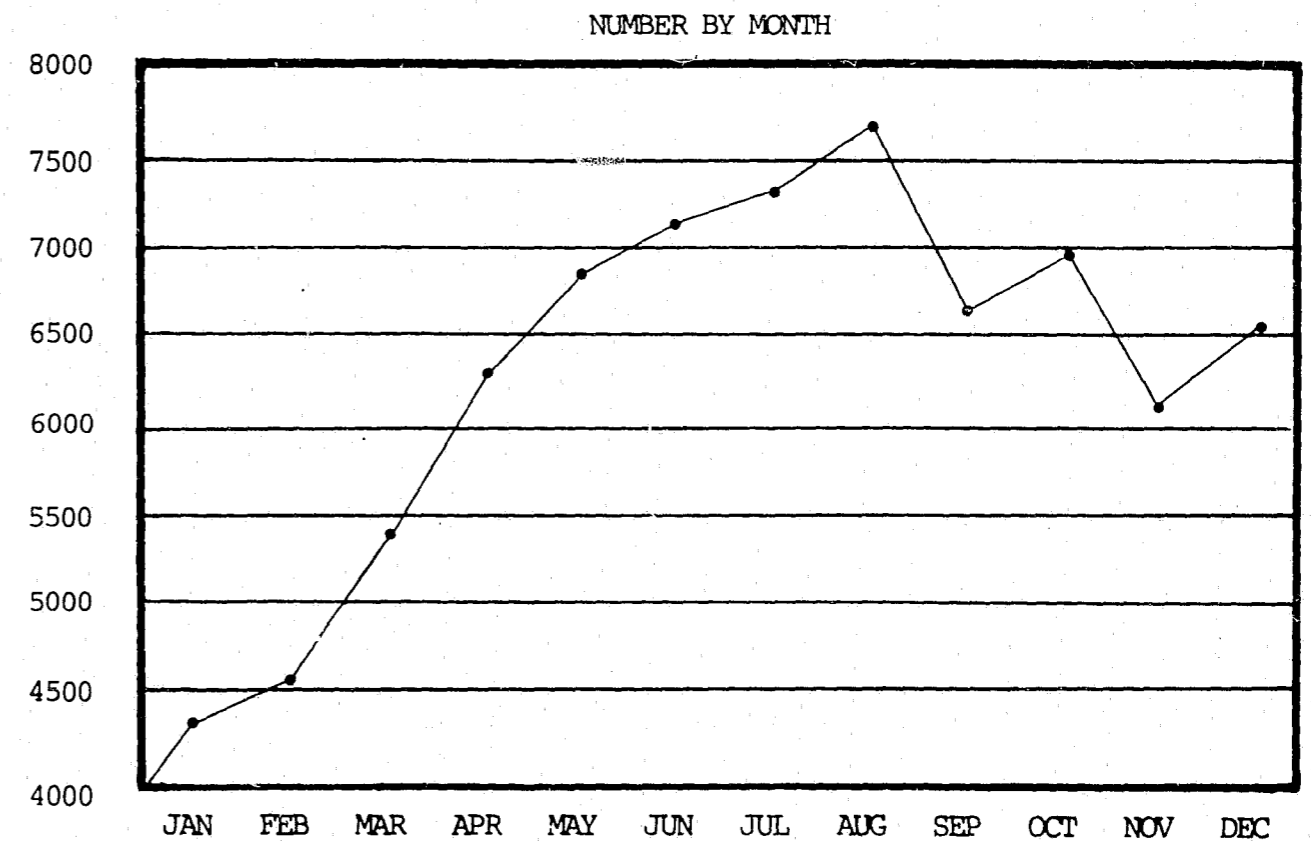
CLASSIFICATION	NUMBER OF OFFENSES	PERCENT DISTRIBUTION	TOTAL VALUE STOLEN	AVERAGE VALUE STOLEN
<b>RESIDENCE:</b>				
NIGHT.....	8,816	23.2	\$ 3,170,618.66	\$ 359.64
DAY.....	11,575	30.5	4,544,624.03	392.62
UNKNOWN.....	3,591	9.5	1,776,677.94	494.76
<b>NON-RESIDENCE:</b>				
NIGHT.....	10,771	28.4	\$ 3,841,950.26	\$ 356.69
DAY.....	1,686	4.4	297,155.71	176.25
UNKNOWN.....	1,510	4.0	644,965.79	427.13
<b>TOTAL</b>	<b>37,949</b>	<b>100.0</b>	<b>\$ 14,275,992.39</b>	<b>\$ 376.19</b>



# LARCENY

Larceny is defined as the taking or stealing of property from the possession or constructive possession of another without the use of force or violence. Motor Vehicle thefts and fraud are not included in this classification. Attempts to commit this crime are included.

During 1978, there were 76,135 larcenies reported. Of these offenses, 14,506 or 19.1 percent were cleared.



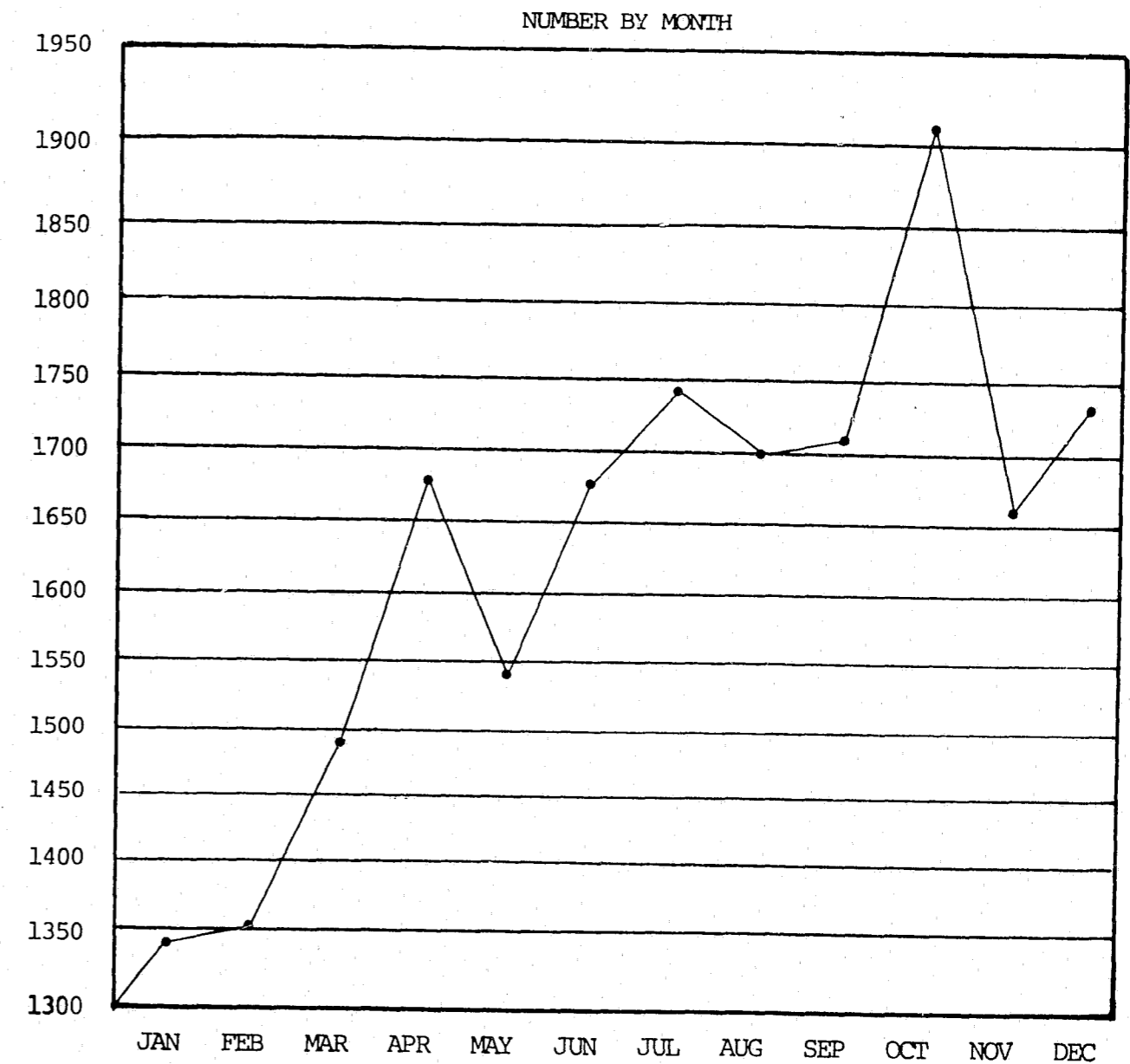
# LARCENY

CLASSIFICATION	NUMBER OF OFFENSES	PERCENT DISTRIBUTION	TOTAL VALUE STOLEN	AVERAGE VALUE STOLEN
POCKET PICKING.....	838	1.16	\$ 66,244.79	\$ 79.05
PURSE SNATCHING.....	1,558	2.15	91,241.30	58.56
SHOPLIFTING.....	8,927	12.33	360,049.08	40.33
FROM MOTOR VEHICLES....	13,886	19.17	2,900,087.87	208.85
MOTOR VEHICLE PARTS AND ACCESSORIES.....	12,605	17.41	1,540,539.44	122.22
BICYCLES.....	8,820	12.18	787,381.72	89.27
FROM BUILDINGS.....	13,581	18.75	5,236,730.69	385.59
FROM ANY COIN OPERATED MACHINE.....	448	0.62	30,030.20	67.03
ALL OTHER.....	11,757	16.23	2,996,035.48	254.83
<b>TOTAL</b>	<b>72,420</b>	<b>100.00</b>	<b>\$14,008,340.57</b>	<b>\$ 193.43</b>
OVER \$ 200.00 .....	15,191	20.98	\$11,095,116.10	\$ 730.37
\$ 50.00 - \$ 200.00 ....	26,374	36.42	2,406,635.53	91.25
UNDER \$ 50.00 .....	30,855	42.60	506,588.94	16.42
<b>TOTAL</b>	<b>72,420</b>	<b>100.00</b>	<b>\$14,008,340.57</b>	<b>\$ 193.43</b>

# MOTOR VEHICLE THEFT

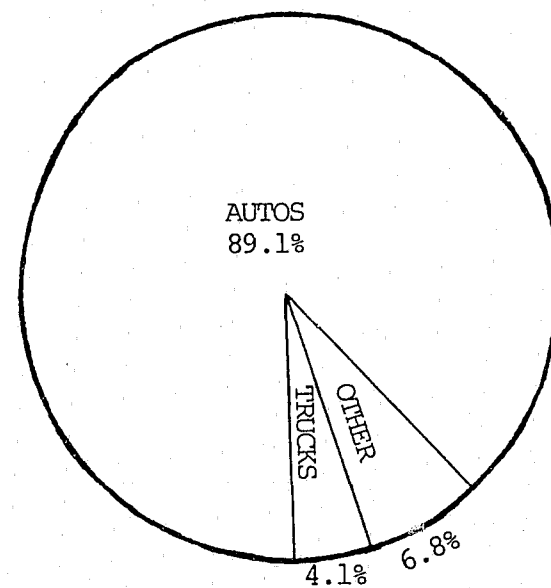
Motor Vehicle Theft is defined as the theft or attempted theft of a motor vehicle. This classification includes thefts of such vehicles as automobiles, trucks, buses, motorcycles, snow mobiles, etc.

During 1978, there were 19,541 motor vehicle thefts reported. Of these offenses, 1,972 or 10.1 percent were cleared.



# MOTOR VEHICLE THEFT

CLASSIFICATION	NUMBER	PERCENT DISTRIBUTION
AUTOS.....	17,406	89.1
TRUCKS & BUSES.....	801	4.1
OTHER VEHICLES.....	1,334	6.8
<b>TOTAL</b>	<b>19,541</b>	<b>100.0</b>



TOTAL NUMBER OF VEHICLES STOLEN  
19,541

TOTAL VALUE OF VEHICLES STOLEN  
\$ 21,765,201.70

AVERAGE VALUE OF VEHICLES STOLEN  
\$ 1,113.82

TOTAL LOCALLY STOLEN MOTOR VEHICLES  
RECOVERED  
13,498

# CRIME DATA BY CONTRIBUTOR

AGENCY: ANSONIA P.D.  
POPULATION: 20,200

OFFENSES KNOWN TO THE POLICE - 1978

CLASSIFICATION OF OFFENSES	OFFENSES	CLEARED	VALUE OF PROPERTY STOLEN
CRIMINAL HOMICIDE	0	0	\$ .00
Murder & Nonnegligent Manslaughter	0	0	\$ .00
Manslaughter by Negligence	0	0	\$ .00
FORCIBLE RAPE	0	0	\$ .00
Rape by Force	0	0	\$ .00
Attempts to Commit Forcible Rape	0	0	\$ .00
ROBBERY	11	1	\$ 2,601.12
Armed Robbery	7	1	
Strong-Arm Robbery	4	-	
Highway (Streets, Alleys, Etc.)	6		\$ 305.00
Commercial House (Except C.D.F.)	2		300.00
Gas or Service Station	3		\$ 1,996.12
Chain Store	-		
Residence (Anywhere on Premises)	-		
Bank	-		
Miscellaneous	-		
ASSAULT	73	35	
Firearm	1	-	
Knife or Cutting Instrument	5	3	
Other Dangerous Weapon	1	-	
Hands, Fists, Feet, Etc. (Aggravated)	29	14	
Simple Assaults (Not Aggravated)	37	18	
BURGLARY	129	16	\$ 54,450.97
Forcible Entry	116	16	
Unlawful Entry-No Force	12	-	
Attempted Forcible Entry	1	-	
Residence-Night (6 P.M.-6 A.M.)	47		\$ 15,205.00
Residence-Day (6 A.M.-6 P.M.)	40		26,540.00
Residence-Unknown	7		2,570.00
Non-Residence-Night (6 P.M.-6 A.M.)	24		8,394.97
Non-Residence-Day (6 A.M.-6 P.M.)	9		1,541.00
Non-Residence-Unknown	2		\$ 200.00
LARCENY	371	20	\$ 80,145.74
\$200 and Over	98		\$ 61,809.65
\$50 to \$200	129		15,346.49
Under \$50	144		\$ 2,989.60
Pocket-picking (a)	1		\$ 2.00
Purse-snatching (b)	6		1,048.00
Shoplifting (c)	35		1,623.26
From Motor Vehicles (Except e) (d)	37		15,010.00
Motor Vehicle Parts & Accessories (e)	58		7,642.35
Bicycles (f)	55		5,219.00
From Building (Except c & h) (g)	92		34,019.10
From Any Coin-operated Machines (h)	13		147.00
All Other (i)	74		\$ 15,435.03
MOTOR VEHICLE THEFT	54	2	\$ 87,575.00
Autos	47	2	
Trucks & Buses	2	-	
Other Vehicles	5		
GRAND TOTAL:	638	74	\$ 224,772.83

AGE, SEX AND RACE OF PERSONS ARRESTED  
Including those released without having been formally charged

CLASSIFICATION OF OFFENSES	UNDER 16	16-17	OVER 18	TOTAL	WHITE	NEGRO	INDIAN	ORIENTAL	ALL OTHER
MURDER									
MANSLAUGHTER BY NEGLIGENCE									
FORCIBLE RAPE TOTAL									
ROBBERY TOTAL			6	6	2	4			
ASSAULT TOTAL		1	4	4	5				
BURGLARY TOTAL	33	4	16	53	51	6			
LARCENY-THEFT (EXCEPT AUTO)	4	10	45	75	56	36			
AUTO THEFT	1	3	10	17	56	36			
Simple Assaults	4	6	45	55	48	22			
Arson	9	1	5	15					
Forgery and Counterfeiting			1	1					
Fraud			3	3	3	1			
Embezzlement			1	1					
Stolen Property; Buying, Receiving, Possessing									
Vandalism	32			32					
Weapons; Carrying, Possessing, etc.	6			6	27	11			
Prostitution and Commercialized Vice		1	3	4	3	2			
Sex Offenses	1		2	3	2	1			
Narcotic Drug Laws	5	4	27	36	37	2			
Gambling		1		1					
Offenses Against the Family and Children									
Driving Under the Influence			8	8					
Liquor Laws			1	1					
Drunkenness			1	1	1				
Disorderly Conduct	3	9	93	105	102	25			
Vagrancy		7	15	22					
All Other Offenses (Except Traffic)	78	14	61	153	138	40			
Curfew and Loitering	18	3	4	25					
Runaways	4			4					
	5			5	9				
TOTAL	181	48	315	544	496	151			
	47	16	40	103					

Upper figure represents Male totals  
Lower figure represents Female totals

AGENCY: AVON P.D.  
POPULATION: 9,900

OFFENSES KNOWN TO THE POLICE - 1978

CLASSIFICATION OF OFFENSES	OFFENSES	CLEARED	VALUE OF PROPERTY STOLEN
CRIMINAL HOMICIDE	0	0	\$ .00
Murder & Nonnegligent Manslaughter	0	0	\$ .00
Manslaughter by Negligence	0	0	\$ .00
FORCIBLE RAPE	0	0	\$ .00
Rape by Force	0	0	\$ .00
Attempts to Commit Forcible Rape	0	0	\$ .00
ROBBERY	-	-	\$ .00
Armed Robbery	-	-	
Strong-Arm Robbery	-	-	
Highway (Streets, Alleys, Etc.)	-	-	
Commercial House (Except C.D.F.)	-	-	
Gas or Service Station	-	-	
Chain Store	-	-	
Residence (Anywhere on Premises)	-	-	
Bank	-	-	
Miscellaneous	-	-	
ASSAULT	26	17	
Firearm	-	-	
Knife or Cutting Instrument	-	-	
Other Dangerous Weapon	-	-	
Hands, Fists, Feet, Etc. (Aggravated)	7	6	
Simple Assaults (Not Aggravated)	19	11	
BURGLARY	95	29	\$ 46,849.78
Forcible Entry	59	21	
Unlawful Entry-No Force	27	8	
Attempted Forcible Entry	9	-	
Residence-Night (6 P.M.-6 A.M.)	38		\$ 12,717.41
Residence-Day (6 A.M.-6 P.M.)	14		1,629.45
Residence-Unknown	12		2,531.50
Non-Residence-Night (6 P.M.-6 A.M.)	25		29,610.63
Non-Residence-Day (6 A.M.-6 P.M.)	3		20.00
Non-Residence-Unknown	3		\$ 340.79
LARCENY	281	113	\$ 39,822.35
\$200 and Over	47		\$ 29,366.45
\$50 to \$200	77		7,946.76
Under \$50	157		\$ 2,509.14
Pocket-picking (a)	1		\$ 100.00
Purse-snatching (b)	1		8.35
Shoplifting (c)	98		4,280.72
From Motor Vehicles (Except e) (d)	12		3,182.10
Motor Vehicle Parts & Accessories(e)	55		3,995.73
Bicycles (f)	5		570.00
From Building (Except c & h) (g)	56		18,983.44
From Any Coin-operated Machines (h)	6		969.20
All Other (i)	47		\$ 7,732.81
MOTOR VEHICLE THEFT	18	2	\$ 41,966.00
Autos	15	2	
Trucks & Buses	1	-	
Other Vehicles	2	-	
GRAND TOTAL:	420	161	\$ 128,638.13

AGE, SEX AND RACE OF PERSONS ARRESTED  
Including those released without having been formally charged

CLASSIFICATION OF OFFENSES	UNDER 16	16-17	OVER 18	TOTAL	WHITE	NEGRO	INDIAN	ORIENTAL	ALL OTHER
MURDER									
MANSLAUGHTER BY NEGLIGENCE									
FORCIBLE RAPE TOTAL									
ROBBERY TOTAL									
ASSAULT TOTAL			6	6	6				
BURGLARY TOTAL	16	12	19	47	46				1
LARCENY-THEFT (EXCEPT AUTO)	35	30	81	146	126	21			5
AUTO THEFT	1			1					
Simple Assaults	4			4	5				
Arson		1	11	12	11	2			
Forgery and Counterfeiting	6			6	6				
Fraud	1		1	2	2				
Embezzlement	1			1	1				
Stolen Property; Buying, Receiving, Possessing									
Vandalism	27			27	27				
Weapons; Carrying, Possessing, etc.			6	6	6				
Prostitution and Commercialized Vice									
Sex Offenses	1	1	2	4	4				
Narcotic Drug Laws	14	2	18	34	33	1			
Gambling									
Offenses Against the Family and Children			1	1	1				
Driving Under the Influence			2	2	2				
Liquor Laws		3	1	4	4				
Drunkness	3			3	3				
Disorderly Conduct	16	1	8	25	25				
Vagrancy									
All Other Offenses (Except Traffic)	22	22	55	99	98	2			1
Curfew and Loitering		1		1	1				
Runaways	4			4	4				
TOTAL	146	73	211	430	411	26			7
	6	1	7	14					

Upper figure represents Male totals  
Lower figure represents Female totals

AGENCY: BERLIN P.D.  
POPULATION: 15,400

OFFENSES KNOWN TO THE POLICE - 1978

CLASSIFICATION OF OFFENSES	OFFENSES	CLEARED	VALUE OF PROPERTY STOLEN
<b>CRIMINAL HOMICIDE</b>	0	0	\$ .00
Murder & Nonnegligent Manslaughter	0	0	\$ .00
Manslaughter by Negligence	0	0	\$ .00
<b>FORCIBLE RAPE</b>	3	3	\$ .00
Rape by Force	1	1	\$ .00
Attempts to Commit Forcible Rape	2	2	\$ .00
<b>ROBBERY</b>	4	-	\$ 2,197.64
Armed Robbery	4	-	
Strong-Arm Robbery	-	-	
Highway (Streets, Alleys, Etc.)	3		\$ 2,124.64
Commercial House (Except C.D.F.)	-		
Gas or Service Station	-		
Chain Store	-		
Residence (Anywhere on Premises)	-		
Bank	-		
Miscellaneous	1		\$ 73.00
<b>ASSAULT</b>	39	32	
Firearm	3	3	
Knife or Cutting Instrument	-	-	
Other Dangerous Weapon	2	1	
Hands, Fists, Feet, Etc. (Aggravated)	25	19	
Simple Assaults (Not Aggravated)	9	9	
<b>BURGLARY</b>	126	16	\$ 75,591.59
Forcible Entry	99	14	
Unlawful Entry-No Force	9	2	
Attempted Forcible Entry	18	-	
Residence-Night (6 P.M.-6 A.M.)	19		\$ 15,646.58
Residence-Day (6 A.M.-6 P.M.)	26		11,530.87
Residence-Unknown	17		4,352.95
Non-Residence-Night (6 P.M.-6 A.M.)	54		35,620.79
Non-Residence-Day (6 A.M.-6 P.M.)	3		500.00
Non-Residence-Unknown	7		\$ 7,940.40
<b>LARCENY</b>	358	40	\$ 64,904.47
\$200 and Over	84		\$ 47,597.35
\$50 to \$200	143		15,580.62
Under \$50	131		\$ 1,726.50
Pocket-picking (a)	3		\$ 2,827.00
Purse-snatching (b)	-		
Shoplifting (c)	6		57.96
From Motor Vehicles (Except e) (d)	82		18,842.92
Motor Vehicle Parts & Accessories (e)	45		9,999.84
Bicycles (f)	38		3,499.90
From Building (Except c & h) (g)	54		13,600.00
From Any Coin-operated Machines (h)	2		48.65
All Other (i)	128		\$ 16,028.20
<b>MOTOR VEHICLE THEFT</b>	40	4	\$ 48,184.00
Autos	31	3	
Trucks & Buses	3	-	
Other Vehicles	6	1	
<b>GRAND TOTAL:</b>	570	95	\$ 190,877.70

AGE, SEX AND RACE OF PERSONS ARRESTED  
Including those released without having been formally charged

CLASSIFICATION OF OFFENSES	UNDER	16-17	OVER	TOTAL	WHITE	NEGRO	INDIAN	ORIENTAL	ALL OTHER
	16		18						
<b>MURDER</b>									
MANSLAUGHTER BY NEGLIGENCE	1		1	2	2				
<b>FORCIBLE RAPE TOTAL</b>			3	3	3				
<b>ROBBERY TOTAL</b>									
ASSAULT TOTAL			1	1					
BURGLARY TOTAL	7	4	16	27	25	3			
LARCENY-THEFT (EXCEPT AUTO)	19	7	19	45	55	5			
AUTO THEFT	3		12	15					
Simple Assaults	1			1	1				
Arson	6		23	29	28	3			
Forgery and Counterfeiting			3	3					
Fraud			1	1	1				
Embezzlement									
Stolen Property; Buying, Receiving, Possessing									
Vandalism	8	5	8	21	21				
Weapons; Carrying, Possessing, etc.	5		13	18	18				
Prostitution and Commercialized Vice									
Sex Offenses									
Narcotic Drug Laws	11	5	13	29	34				
Gambling	5			5					
Offenses Against the Family and Children									
Driving Under the Influence			9	9	9	1			
Liquor Laws	3		1	4	4				
Drunkenness	1			1	1				
Disorderly Conduct	65	7	38	110	121	2			
Vagrancy	9		4	13					
All Other Offenses (Except Traffic)	67	10	19	96	122	7			
Curfew and Loitering	26	2	5	33					
Runaways	1			1	7				
	14	1		15					
<b>TOTAL</b>	209	39	168	416	484	21			
	60	3	26	89					

Upper figure represents Male totals  
Lower figure represents Female totals



AGENCY: BETHEL P.D.  
 POPULATION: 13,100

OFFENSES KNOWN TO THE POLICE - 1978

CLASSIFICATION OF OFFENSES	OFFENSES	CLEARED	VALUE OF PROPERTY STOLEN
CRIMINAL HOMICIDE	0	0	\$ .00
Murder & Nonnegligent Manslaughter	0	0	\$ .00
Manslaughter by Negligence	0	0	\$ .00
FORCIBLE RAPE	2	2	\$ .00
Rape by Force	1	1	\$ .00
Attempts to Commit Forcible Rape	1	1	\$ .00
ROBBERY	4	1	\$ 14,666.00
Armed Robbery	4	1	
Strong-Arm Robbery	-	-	
Highway (Streets, Alleys, Etc.)	2		\$ 462.00
Commercial House (Except C.D.F.)	-		204.00
Gas or Service Station	1		
Chain Store	-		
Residence (Anywhere on Premises)	-		\$ 14,000.00
Bank	1		
Miscellaneous	-		
ASSAULT	30	29	
Firearm	-		
Knife or Cutting Instrument	-		
Other Dangerous Weapon	2	2	
Hands, Fists, Feet, Etc. (Aggravated)	13	13	
Simple Assaults (Not Aggravated)	15	14	
BURGLARY	93	32	\$ 26,421.30
Forcible Entry	52	20	
Unlawful Entry-No Force	38	10	
Attempted Forcible Entry	3	2	
Residence-Night (6 P.M.-6 A.M.)	12		\$ 2,940.00
Residence-Day (6 A.M.-6 P.M.)	24		5,618.00
Residence-Unknown	12		8,309.00
Non-Residence-Night (6 P.M.-6 A.M.)	27		5,269.35
Non-Residence-Day (6 A.M.-6 P.M.)	1		.00
Non-Residence-Unknown	17		\$ 4,284.95
LARCENY	216	72	\$ 34,628.87
\$200 and Over	43		\$ 26,018.85
\$50 to \$200	73		6,967.04
Under \$50	100		\$ 1,642.98
Pocket-picking (a)	1		\$ 25.00
Purse-snatching (b)	1		.00
Shoplifting (c)	27		188.46
From Motor Vehicles (Except e) (d)	44		7,350.50
Motor Vehicle Parts & Accessories (e)	17		1,651.90
Bicycles (f)	32		3,076.00
From Building (Except c & h) (g)	34		6,754.21
From Any Coin-operated Machines (h)	-		
All Other (i)	60		\$ 15,582.80
MOTOR VEHICLE THEFT	26	15	\$ 45,200.00
Autos	22	14	
Trucks & Buses	2	1	
Other Vehicles	2	-	
GRAND TOTAL:	371	151	\$ 120,916.17

AGE, SEX AND RACE OF PERSONS ARRESTED

Including those released without having been formally charged

CLASSIFICATION OF OFFENSES	UNDER 16	16-17	OVER 18	TOTAL	WHITE	NEGRO	INDIAN	ORIENTAL	ALL OTHER
MURDER									
MANSLAUGHTER BY NEGLIGENCE									
FORCIBLE RAPE TOTAL			3	3	3				
ROBBERY TOTAL			1	1	1				
ASSAULT TOTAL	4	1	10	15	16				
BURGLARY TOTAL	8	12	7	27	30				
LARCENY-THEFT (EXCEPT AUTO)	32	9	15	56	63				
AUTO THEFT	3	3	1	7	17				
Simple Assaults	6	5	2	13	16	1			
Arson	4	1	1	6	1				
Forgery and Counterfeiting	1	1	1	3	2				
Fraud	5	1	1	7	2				
Embezzlement			1	1	1				
Stolen Property; Buying, Receiving, Possessing	7	3	1	11	11				
Vandalism	25	12	5	42	42				
Weapons; Carrying, Possessing, etc.		3	1	4	4				
Prostitution and Commercialized Vice			2	2	2				
Sex Offenses			2	2	2				
Narcotic Laws	20	30	36	86	98	2			
Gambling	7	4	3	14	14				
Offenses Against the Family and Children									
Driving Under the Influence		1	10	11	11				
Liquor Laws	1	1	2	4	10				
Drunkenness	4	2		6	6				
Disorderly Conduct	9	6	12	27	30				
Vagrancy	2		1	3	1				
All Other Offenses (Except Traffic)	1			1	1				
Curfew and Loitering	27	10	48	85	145	4			1
Runaways	8			8	19				
TOTAL	149	96	167	412	525	7			1
	44	17	60	121					

Upper figure represents Male totals  
 Lower figure represents Female totals

AGENCY: BLOOMFIELD P.D.  
POPULATION: 20,500

OFFENSES KNOWN TO THE POLICE - 1978

CLASSIFICATION OF OFFENSES	OFFENSES	CLEARED	VALUE OF PROPERTY STOLEN
CRIMINAL HOMICIDE	0	0	\$ .00
Murder & Nonnegligent Manslaughter	0	0	.00
Manslaughter by Negligence	2	1	\$.00
FORCIBLE RAPE	1	0	\$.00
Rape by Force	1	1	\$.00
Attempts to Commit Forcible Rape	17	4	\$ 1,407.00
ROBBERY	7	3	
Armed Robbery	10	1	
Strong-Arm Robbery	9		\$ 217.00
Highway (Streets, Alleys, Etc.)	-		-
Commercial House (Except C.D.F.)	1		53.00
Gas or Service Station	2		1,068.00
Chain Store	-		-
Residence (Anywhere on Premises)	-		-
Bank	5		\$ 69.00
Miscellaneous	86	67	
ASSAULT	2	2	
Firearm	9	9	
Knife or Cutting Instrument	5	5	
Other Dangerous Weapon	3	1	
Hands, Fists, Feet, Etc. (Aggravated)	67	50	
Simple Assaults (Not Aggravated)	232	31	\$ 77,312.00
BURGLARY	136	24	
Forcible Entry	56	6	
Unlawful Entry-No Force	40	1	
Attempted Forcible Entry	40		\$ 17,809.00
Residence-Night (6 P.M.-6 A.M.)	59		18,604.00
Residence-Day (6 A.M.-6 P.M.)	36		10,374.00
Residence-Unknown	63		19,947.00
Non-Residence-Night (6 P.M.-6 A.M.)	13		7,713.00
Non-Residence-Day (6 A.M.-6 P.M.)	21		\$ 2,865.00
Non-Residence-Unknown	787	178	\$ 111,295.00
LARCENY	136		\$ 78,527.00
\$200 and Over	263		27,503.00
\$50 to \$200	388		\$ 5,265.00
Under \$50	2		\$ 20.00
Pocket-picking (a)	15		399.00
Purse-snatching (b)	148		5,025.00
Shoplifting (c)	88		19,702.00
From Motor Vehicles (Except e) (d)	109		13,672.00
Motor Vehicle Parts & Accessories (e)	132		16,814.00
Bicycles (f)	138		41,534.00
From Building (Except c & h) (g)	5		26.00
From Any Coin-operated Machines (h)	150		\$ 14,103.00
All Other (i)	145	8	\$ 296,916.00
MOTOR VEHICLE THEFT	129	8	
Autos	10	-	
Trucks & Buses	6	-	
Other Vehicles			
GRAND TOTAL:	1,269	289	\$ 486,930.00

AGE, SEX AND RACE OF PERSONS ARRESTED

Including those released without having been formally charged

CLASSIFICATION OF OFFENSES	UNDER 16	16-17	OVER 18	TOTAL	WHITE	NEGRO	INDIAN	ORIENTAL	ALL OTHER
MURDER									
MANSLAUGHTER BY NEGLIGENCE									
FORCIBLE RAPE TOTAL			1	1		1			
ROBBERY TOTAL	2	2	2	6	2	5			
ASSAULT TOTAL	4	1	11	16					
BURGLARY TOTAL	8	14	8	30	11	14			
LARCENY-THEFT (EXCEPT AUTO)	58	21	47	126	44	137			
AUTO THEFT	6	11	38	55	8	6			
Simple Assaults	4	8	2	14	8	6			
Arson	6	5	25	36	15	28			
Forgery and Counterfeiting		4	3	7					
Fraud			5	5					
Embezzlement			2	2	2	5			
Stolen Property; Buying, Receiving, Possessing	2	2	2	6	2	5			
Vandalism	11	11	3	25					
Weapons; Carrying, Possessing, etc.	2	1		3	21	7			
Prostitution and Commercialized Vice			2	2					
Sex Offenses					1	1			
Narcotic Drug Laws	7	7	17	31	28	5			
Gambling									
Offenses Against the Family and Children									
Driving Under the Influence			11	11	6	5			
Liquor Laws	2		1	3	3				
Drunkennes									
Disorderly Conduct	19	13	30	62	47	26			
Vagrancy	2	3	6	11					
All Other Offenses (Except Traffic)	18	8	15	41	16	38			
Curfew and Loitering	3	4	6	13	3	5			
Runaways	6	1	1	7	2	1			
TOTAL	148	93	190	431	227	315			
	17	24	70	111					

Upper figure represents Male totals  
Lower figure represents Female totals

AGENCY: BRANFORD P.D.  
POPULATION: 21,800

OFFENSES KNOWN TO THE POLICE - 1978

CLASSIFICATION OF OFFENSES	OFFENSES	CLEARED	VALUE OF PROPERTY STOLEN
CRIMINAL HOMICIDE	0	0	\$ .00
Murder & Nonnegligent Manslaughter	0	0	\$ .00
Manslaughter by Negligence	0	0	\$ .00
FORCIBLE RAPE	3	2	\$ .00
Rape by Force	1	1	\$ .00
Attempts to Commit Forcible Rape	2	1	\$ .00
ROBBERY	8	1	\$ 6,331.00
Armed Robbery	5	-	
Strong-Arm Robbery	3	1	
Highway (Streets, Alleys, Etc.)	3		\$ 5,631.00
Commercial Hcuse (Except C.D.F.)	2		60.00
Gas or Service Station	3		\$ 640.00
Chain Store	-		
Residence (Anywhere on Premises)	-		
Bank	-		
Miscellaneous	-		
	22	21	
ASSAULT	-	-	
Firearm	-	-	
Knife or Cutting Instrument	4	4	
Other Dangerous Weapon	8	7	
Hands, Fists, Feet, Etc. (Aggravated)	7	7	
Simple Assaults (Not Aggravated)	3	3	
	310	26	\$ 292,423.00
BURGLARY	220	21	
Forcible Entry	60	4	
Unlawful Entry-No Force	30	1	
Attempted Forcible Entry	67		\$ 96,208.00
Residence-Night (6 P.M.-6 A.M.)	86		95,147.00
Residence-Day (6 A.M.-6 P.M.)	34		33,264.00
Residence-Unknown	100		48,756.00
Non-Residence-Night (6 P.M.-6 A.M.)	7		7,558.00
Non-Residence-Day (6 A.M.-6 P.M.)	16		\$ 11,490.00
Non-Residence-Unknown	667	57	\$ 165,346.00
LARCENY	225		\$ 130,972.00
\$200 and Over	269		30,424.00
\$50 to \$200	173		\$ 3,950.00
Under \$50	1		\$ 80.00
Pocket-picking (a)	1		.00
Purse-snatching (b)	46		4,309.00
Shoplifting (c)	155		29,581.00
From Motor Vehicles (Except e) (d)	126		21,248.00
Motor Vehicle Parts & Accessories (e)	84		19,533.00
Bicycles (f)	96		26,698.00
From Building (Except c & h) (g)	3		12.00
From Any Coin-operated Machines (h)	155		\$ 63,885.00
All Other (i)	126	9	\$ 339,200.00
MOTOR VEHICLE THEFT	78	3	
Autos	13	1	
Trucks & Buses	35	5	
Other Vehicles			
	1,136	116	\$ 803,300.00
GRAND TOTAL:			

AGE, SEX AND RACE OF PERSONS ARRESTED

Including those released without having been formally charged

CLASSIFICATION OF OFFENSES	UNDER 16	16-17	OVER 18	TOTAL	WHITE	NEGRO	INDIAN	ORIENTAL	ALL OTHER
MURDER									
MANSLAUGHTER BY NEGLIGENCE									
FORCIBLE RAPE TOTAL			1	1	1				
ROBBERY TOTAL			10	10	8	2			
ASSAULT TOTAL	6	7	27	40	43				
BURGLARY TOTAL	31	21	111	163	218	5			
LARCENY-THEFT (EXCEPT AUTO)	2	7	51	60	6				
AUTO THEFT	2	1	2	5	4				
Simple Assaults	2	6	35	43	4	47			
Arson	2		4	2	2				
Forgery and Counterfeiting		1	37	37	14	15	51	1	
Fraud			12	12	15	15	26	1	
Embezzlement									
Stolen Property; Buying, Receiving, Possessing			1	1					1
Vandalism	5	1	4	10	9	1			
Weapons; Carrying, Possessing, etc.			11	11	11				
Prostitution and Commercialized Vice			2	2	1	1	3		
Sex Offenses			2	2	2				
Narcotic Drug Laws	8	2	38	48	2	1	7	10	58
Gambling									
Offenses Against the Family and Children									
Driving Under the Influence		1	52	53	5	55	3		
Liquor Laws	1			1	1				
Drunkenness									
Disorderly Conduct	7	18	157	182	3	17	20	201	1
Vagrancy									
All Other Offenses (Except Traffic)	1	12	87	100	14	14	114		
Curfew and Loitering									
Runaways	2			2	2				
TOTAL	65	69	589	723	8	12	130	150	858
									15

Upper figure represents Male totals  
Lower figure represents Female totals

AGENCY: BRIDGEPORT P.D.  
POPULATION: 148,000

OFFENSES KNOWN TO THE POLICE - 1978

CLASSIFICATION OF OFFENSES	OFFENSES	CLEARED	VALUE OF PROPERTY STOLEN
CRIMINAL HOMICIDE	21	19	\$ .00
Murder & Nonnegligent Manslaughter	21	19	\$ .00
Manslaughter by Negligence	0	0	\$ .00
FORCIBLE RAPE	44	12	\$ .00
Rape by Force	36	11	\$ .00
Attempts to Commit Forcible Rape	8	1	\$ .00
ROBBERY	569	101	\$ 102,319.00
Armed Robbery	301	53	
Strong-Arm Robbery	268	48	
Highway (Streets, Alleys, Etc.)	408		\$ 72,317.00
Commercial House (Except C.D.F.)	43		11,551.00
Gas or Service Station	27		6,407.00
Chain Store	23		4,149.00
Residence (Anywhere on Premises)	57		5,255.00
Bank	4		2,080.00
Miscellaneous	7		\$ 560.00
ASSAULT	2,663	927	
Firearm	81	22	
Knife or Cutting Instrument	171	46	
Other Dangerous Weapon	112	45	
Hands, Fists, Feet, Etc. (Aggravated)	41	18	
Simple Assaults (Not Aggravated)	2,258	796	
BURGLARY	2,847	269	\$1,302,389.00
Forcible Entry	2,156	190	
Unlawful Entry-No Force	270	34	
Attempted Forcible Entry	421	45	
Residence-Night (6 P.M.-6 A.M.)	529		\$ 200,447.00
Residence-Day (6 A.M.-6 P.M.)	869		396,327.00
Residence-Unknown	392		148,483.00
Non-Residence-Night (6 P.M.-6 A.M.)	617		366,446.00
Non-Residence-Day (6 A.M.-6 P.M.)	252		67,773.00
Non-Residence-Unknown	188		\$ 122,913.00
LARCENY	5,838	1,054	\$1,305,210.00
\$200 and Over	1,638		\$1,003,152.00
\$50 to \$200	2,776		265,936.00
Under \$50	1,424		\$ 36,122.00
Pocket-picking (a)	29		\$ 2,110.00
Purse-snatching (b)	211		23,024.00
Shoplifting (c)	698		26,932.00
From Motor Vehicles (Except e) (d)	1,718		711,627.00
Motor Vehicle Parts & Accessories (e)	1,115		124,066.00
Bicycles (f)	683		59,307.00
From Building (Except c & h) (g)	1,073		244,808.00
From Any Coin-operated Machines (h)	23		1,741.00
All Other (i)	298		\$ 111,595.00
MOTOR VEHICLE THEFT	2,743	245	\$2,029,000.00
Autos	2,698	239	
Trucks & Buses	23	4	
Other Vehicles	22	2	
GRAND TOTAL:	14,725	2,627	\$4,738,918.00

AGE, SEX AND RACE OF PERSONS ARRESTED

Including those released without having been formally charged

CLASSIFICATION OF OFFENSES	UNDER 16	16-17	OVER 18	TOTAL	WHITE	NEGRO	INDIAN	ORIENTAL	ALL OTHER
MURDER		2	16	18		13	6		
MANSLAUGHTER BY NEGLIGENCE			2	2					
FORCIBLE RAPE TOTAL			4	4	3	1			
ROBBERY TOTAL	12	15	58	85	45	53			
ASSAULT TOTAL		13	135	148	82	89			
BURGLARY TOTAL	110	77	203	390	253	158			2
LARCENY-THEFT (EXCEPT AUTO)	330	133	525	988	811	540			
AUTO THEFT	108	35	83	226	180	69			1
Simple Assaults	144	98	810	1052	755	469	2		1
Arson	9		10	19	19	5			
Forgery and Counterfeiting			16	16	14	10			
Fraud		1	8	9	8	8			
Embezzlement			4	4					
Stolen Property; Buying, Receiving, Possessing	7	8	22	37	24	19			
Vandalism			5	5					
Weapons; Carrying, Possessing, etc.	12	29	192	233	165	76			2
Prostitution and Commercialized Vice	1	1	20	22	29	42			
Sex Offenses	12	6	57	75	41	42			3
Narcotic Drug Laws	40	65	365	470	342	195			2
Gambling		2	118	120	91	34	1		
Offenses Against the Family and Children			6	6	8	1			
Driving Under the Influence		2	25	27	23	6			
Liquor Laws		4	42	46	31	17			1
Drunkenness			3	3					
Disorderly Conduct	145	150	1440	1735	1388	649	4	1	2
Vagrancy	37	32	240	309					
All Other Offenses (Except Traffic)	316	176	1047	1539	1132	648			3
Curfew and Loitering	89	16		105	92	29			
Runaways	11	5		16					
	12	1		13					
	36			36	36	13			
TOTAL	1347	834	5204	7385	5586	3182	7	1	17
	318	137	953	1408					

Upper figure represents Male totals  
Lower figure represents Female totals

AGENCY: BRISTOL  
POPULATION: 55,400

OFFENSES KNOWN TO THE POLICE - 1978

CLASSIFICATION OF OFFENSES	OFFENSES	CLEARED	VALUE OF PROPERTY STOLEN
CRIMINAL HOMICIDE	0	0	\$ .00
Murder & Nonnegligent Manslaughter	0	0	\$ .00
Manslaughter by Negligence	0	0	\$ .00
FORCIBLE RAPE	1	1	\$ .00
Rape by Force	1	1	\$ .00
Attempts to Commit Forcible Rape	0	0	\$ .00
ROBBERY	12	9	\$ 1,474.00
Armed Robbery	6	5	
Strong-Arm Robbery	6	4	
Highway (Streets, Alleys, Etc.)	5		\$ 725.00
Commercial House (Except C.D.F.)	1		127.00
Gas or Service Station	2		440.00
Chain Store	-		.00
Residence (Anywhere on Premises)	1		12.00
Bank	-		.00
Miscellaneous	3		\$ 170.00
ASSAULT	405	364	
Firearm	-	-	
Knife or Cutting Instrument	2	2	
Other Dangerous Weapon	2	2	
Hands, Fists, Feet, Etc. (Aggravated)	42	37	
Simple Assaults (Not Aggravated)	359	323	
BURGLARY	519	97	\$ 179,916.08
Forcible Entry	361	86	
Unlawful Entry-No Force	37	5	
Attempted Forcible Entry	121	6	
Residence-Night (6 P.M.-6 A.M.)	106		\$ 50,104.25
Residence-Day (6 A.M.-6 P.M.)	92		33,755.22
Residence-Unknown	85		23,777.57
Non-Residence-Night (6 P.M.-6 A.M.)	123		55,740.02
Non-Residence-Day (6 A.M.-6 P.M.)	24		7,258.27
Non-Residence-Unknown	89		\$ 9,280.75
LARCENY	1,559	351	\$ 209,762.26
\$200 and Over	274		\$ 137,090.35
\$50 to \$200	650		61,345.73
Under \$50	635		\$ 11,326.18
Pocket-picking (a)	40		\$ 3,381.69
Purse-snatching (b)	25		3,076.00
Shoplifting (c)	159		3,466.58
From Motor Vehicles (Except e) (d)	288		54,957.84
Motor Vehicle Parts & Accessories(e)	140		15,175.37
Bicycles (f)	335		28,839.65
From Building (Except c & h) (g)	276		68,962.82
From Any Coin-operated Machines (h)	99		1,369.03
All Other (i)	197		\$ 30,533.28
MOTOR VEHICLE THEFT	129	14	\$ 274,907.48
Autos	99	12	
Trucks & Buses	3	-	
Other Vehicles	27	2	
GRAND TOTAL:	2,625	836	\$ 666,059.82

AGE, SEX AND RACE OF PERSONS ARRESTED

Including those released without having been formally charged

CLASSIFICATION OF OFFENSES	UNDER 16	16-17	OVER 18	TOTAL	WHITE	NEGRO	INDIAN	ORIENTAL	ALL OTHER
MURDER									
MANSLAUGHTER BY NEGLIGENCE									
FORCIBLE RAPE TOTAL			3	3	3				
ROBBERY TOTAL		2	9	11	10	1			
ASSAULT TOTAL		1	34	35	32	6			1
BURGLARY TOTAL	2	58	48	108	109	2			
LARCENY-THEFT (EXCEPT AUTO)	3	101	214	318	373	19			1
AUTO THEFT		3	5	8	9				
Simple Assaults		28	265	293	302	13			7
Arson			2	2	3				
Forgery and Counterfeiting		7	21	28	32	6			
Fraud		1	48	48	67	2			3
Embezzlement									
Stolen Property; Buying, Receiving, Possessing		4	7	11	12				1
Vandalism		14	24	38	40				
Weapons; Carrying, Possessing, etc.		2	20	22	24				
Prostitution and Commercialized Vice									
Sex Offenses			12	12	11	1			
Narcotic Drug Laws		8	58	66	73	1			3
Gambling			2	2	2				
Offenses Against the Family and Children		1	10	11	11	2			
Driving Under the Influence		3	91	94	106	1			
Liquor Laws		4	2	6	10				
Drunkenness		2	2	4					
Disorderly Conduct		10	59	69	73	4			5
Vagrancy									
All Other Offenses (Except Traffic)		110	385	495	514	21			11
Curfew and Loitering		4	47	51	4				
Runaways		2		2	2				
TOTAL	5	362	1319	1686	1822	79			32

Upper figure represents Male totals  
Lower figure represents Female totals

AGENCY: BROOKFIELD P.D.  
 POPULATION: 11,500

OFFENSES KNOWN TO THE POLICE - 1978

CLASSIFICATION OF OFFENSES	OFFENSES	CLEARED	VALUE OF PROPERTY STOLEN
CRIMINAL HOMICIDE	0	0	\$ .00
Murder & Nonnegligent Manslaughter	0	0	\$ .00
Manslaughter by Negligence	0	0	\$ .00
FORCIBLE RAPE	1		
Rape by Force	1		
Attempts to Commit Forcible Rape	-		
ROBBERY	5		\$ 82,762.00
Armed Robbery	5		
Strong-Arm Robbery	-		
Highway (Streets, Alleys, Etc.)	1		\$ 70.00
Commercial House (Except C.D.F.)	-		
Gas or Service Station	1		
Chain Store	-		
Residence (Anywhere on Premises)	1		1,200.00
Bank	2		\$ 81,492.00
Miscellaneous	-		
ASSAULT	13	11	
Firearm	-		
Knife or Cutting Instrument	-		
Other Dangerous Weapon	1	1	
Hands, Fists, Feet, Etc. (Aggravated)	1	1	
Simple Assaults (Not Aggravated)	11	9	
BURGLARY	70	19	\$ 38,511.32
Forcible Entry	67	18	
Unlawful Entry-No Force	3	1	
Attempted Forcible Entry	-	-	
Residence-Night (6 P.M.-6 A.M.)	5		\$ 5,677.77
Residence-Day (6 A.M.-6 P.M.)	31		27,638.99
Residence-Unknown	6		794.00
Non-Residence-Night (6 P.M.-6 A.M.)	20		2,147.06
Non-Residence-Day (6 A.M.-6 P.M.)	1		
Non-Residence-Unknown	7		\$ 2,253.50
LARCENY	241	129	\$ 34,646.93
\$200 and Over	52		\$ 27,010.58
\$50 to \$200	54		4,709.19
Under \$50	135		\$ 2,927.16
Pocket-picking (a)	-		
Purse-snatching (b)	-		
Shoplifting (c)	106		\$ 3,615.94
From Motor Vehicles (Except e) (d)	25		3,915.95
Motor Vehicle Parts & Accessories (e)	13		3,577.95
Bicycles (f)	-		
From Building (Except c & h) (g)	33		11,747.53
From Any Coin-operated Machines (h)	3		423.75
All Other (i)	61		\$ 11,365.81
MOTOR VEHICLE THEFT	27	7	\$ 55,035.00
Autos	26	7	
Trucks & Buses	-		
Other Vehicles	1		
GRAND TOTAL:	357	166	\$211,005.25

AGE, SEX AND RACE OF PERSONS ARRESTED  
 Including those released without having been formally charged

CLASSIFICATION OF OFFENSES	UNDER		OVER	TOTAL	WHITE	NEGRO	INDIAN	ORIENTAL	ALL OTHER
	16	16-17	18						
MURDER									
MANSLAUGHTER BY NEGLIGENCE									
FORCIBLE RAPE TOTAL									
ROBBERY TOTAL			2	2	2				
ASSAULT TOTAL									
BURGLARY TOTAL	16	3	7	26	26				
LARCENY-THEFT (EXCEPT AUTO)	34	20	33	87	157	11			1
AUTO THEFT	22	9	51	82					
Simple Assaults	5	3	4	12	14				
Arson	1	1	1	3					
Forgery and Counterfeiting	2	1	5	8					
Fraud			1	1	9				
Embezzlement			1	1	2				
Stolen Property; Buying, Receiving, Possessing			1	1	2				
Vandalism	6	3	3	12	12				
Weapons; Carrying, Possessing, etc.		1	1	2	2				
Prostitution and Commercialized Vice									
Sex Offenses			1	1	1				
Narcotic Drug Laws	5	13	22	40	46				
Gambling									
Offenses Against the Family and Children	1			1	1				
Driving Under the Influence			3	3	3				
Liquor Laws	2		1	3	3				
Drunkenness									
Disorderly Conduct	1	7	23	31	42				
Vagrancy	2		9	11					
All Other Offenses (Except Traffic)	2	2	15	19	22	1			
Curfew and Loitering	2	1	1	4					
Runaways	1			1	4				
TOTAL	74	55	123	252	350	12			1
	31	12	68	111					

Upper figure represents Male total  
 Lower figure represents Female total

AGENCY: CANTON P.D.  
POPULATION: 7,500

OFFENSES KNOWN TO THE POLICE - 1978

CLASSIFICATION OF OFFENSES	OFFENSES	CLEARED	VALUE OF PROPERTY STOLEN
CRIMINAL HOMICIDE	0	0	\$ .00
Murder & Nonnegligent Manslaughter	0	0	\$ .00
Manslaughter by Negligence	0	0	\$ .00
FORCIBLE RAPE	0	0	\$ .00
Rape by Force	0	0	\$ .00
Attempts to Commit Forcible Rape	0	0	\$ .00
ROBBERY			
Armed Robbery	-		
Strong-Arm Robbery	-		
Highway (Streets, Alleys, Etc.)	-		
Commercial House (Except C.D.F.)	-		
Gas or Service Station	-		
Chain Store	-		
Residence (Anywhere on Premises)	-		
Bank	-		
Miscellaneous	-		
ASSAULT	16	15	
Firearm	-	-	
Knife or Cutting Instrument	-	-	
Other Dangerous Weapon	-	-	
Hands, Fists, Feet, Etc. (Aggravated)	13	13	
Simple Assaults (Not Aggravated)	3	2	
BURGLARY	47	6	\$ 8,246.00
Forcible Entry	28	3	
Unlawful Entry-No Force	15	3	
Attempted Forcible Entry	4	-	
Residence-Night (6 P.M.-6 A.M.)	4		\$ 455.00
Residence-Day (6 A.M.-6 P.M.)	27		6,345.00
Residence-Unknown	4		50.00
Non-Residence-Night (6 P.M.-6 A.M.)	7		796.00
Non-Residence-Day (6 A.M.-6 P.M.)	4		600.00
Non-Residence-Unknown	1		\$ .00
LARCENY	165	9	\$ 25,596.83
\$200 and Over	27		\$ 17,704.63
\$50 to \$200	59		6,476.00
Under \$50	79		\$ 1,416.20
Pocket-picking (a)	1		\$ 50.00
Purse-snatching (b)	1		30.00
Shoplifting (c)	1		90.00
From Motor Vehicles (Except e) (d)	42		6,135.00
Motor Vehicle Parts & Accessories (e)	22		3,019.00
Bicycles (f)	11		1,529.13
From Building (Except c & h) (g)	28		7,511.00
From Any Coin-operated Machines (h)	3		72.00
All Other (i)	56		\$ 7,160.70
MOTOR VEHICLE THEFT	20	12	\$ 19,275.00
Autos	12	8	
Trucks & Buses	-	-	
Other Vehicles	8	4	
GRAND TOTAL:	248	42	\$ 53,117.83

AGE, SEX AND RACE OF PERSONS ARRESTED

Including those released without having been formally charged

CLASSIFICATION OF OFFENSES	UNDER		OVER	TOTAL	WHITE	NEGRO	INDIAN	ORIENTAL	ALL OTHER
	16	16-17	18						
MURDER									
MANSLAUGHTER BY NEGLIGENCE									
FORCIBLE RAPE TOTAL									
ROBBERY TOTAL									
ASSAULT TOTAL		1	10	11					
BURGLARY TOTAL		2	1	3	11	1			
LARCENY-THEFT (EXCEPT AUTO)	1	3	6	10	3				
AUTO THEFT	1	1	2	4	10	2			
Simple Assaults			2	2	4	1			
Arson	1		1	2	2				
Forgery and Counterfeiting			3	3	2				
Fraud			1	1	3				
Embezzlement					1				
Stolen Property; Buying, Receiving, Possessing									
Vandalism	3	2	4	9	9				
Weapons; Carrying, Possessing, etc.		1	7	8	8				
Prostitution and Commercialized Vice									
Sex Offenses			2	2					2
Narcotic Drug Laws	2	6	7	15	17	1			
Gambling									
Offenses Against the Family and Children									
Driving Under the Influence			49	49	52		1		
Liquor Laws	1	1	1	3	4				
Drunkenness		1		1	1				
Disorderly Conduct	4	2	34	40	45				
Vagrancy	1								
All Other Offenses (Except Traffic)	10	4	24	38	44				
Curfew and Loitering									
Runaways	1	2		3	6				
TOTAL	24	26	154	204	222	5	1		2
	9	1	16	26					

Upper figure represents Male total  
Lower figure represents Female total

AGENCY: CENTRAL CONNECTICUT STATE COLLEGE P.D.  
 POPULATION: 12,000

OFFENSES KNOWN TO THE POLICE - 1978

CLASSIFICATION OF OFFENSES	OFFENSES	CLEARED	VALUE OF PROPERTY STOLEN
CRIMINAL HOMICIDE	0	0	\$ .00
Murder & Nonnegligent Manslaughter	0	0	\$ .00
Manslaughter by Negligence	0	0	\$ .00
FORCIBLE RAPE	1	0	\$ .00
Rape by Force	0	0	\$ .00
Attempts to Commit Forcible Rape	1	0	\$ .00
ROBBERY	0	0	\$ .00
Armed Robbery	-	-	-
Strong-Arm Robbery	-	-	-
Highway (Streets, Alleys, Etc.)	-	-	-
Commercial House (Except C.D.F.)	-	-	-
Gas or Service Station	-	-	-
Chain Store	-	-	-
Residence (Anywhere on Premises)	-	-	-
Bank	-	-	-
Miscellaneous	-	-	-
ASSAULT	6	3	
Firearm	-	-	
Knife or Cutting Instrument	-	-	
Other Dangerous Weapon	-	-	
Hands, Fists, Feet, Etc. (Aggravated)	1	1	
Simple Assaults (Not Aggravated)	5	2	
BURGLARY	28	3	\$ 11,566.62
Forcible Entry	9	1	
Unlawful Entry-No Force	19	2	
Attempted Forcible Entry	-	-	
Residence-Night (6 P.M.-6 A.M.)	2		\$ 449.00
Residence-Day (6 A.M.-6 P.M.)	-		
Residence-Unknown	5		322.00
Non-Residence-Night (6 P.M.-6 A.M.)	3		86.25
Non-Residence-Day (6 A.M.-6 P.M.)	1		70.00
Non-Residence-Unknown	17		\$ 10,639.37
LARCENY	127	9	\$ 18,484.88
\$200 and Over	22		\$ 13,697.48
\$50 to \$200	35		3,479.16
Under \$50	70		\$ 1,308.24
Pocket-picking (a)	-		
Purse-snatching (b)	-		
Shoplifting (c)	1		\$ 2.25
From Motor Vehicles (Except e) (d)	17		1,708.89
Motor Vehicle Parts & Accessories(e)	20		2,970.28
Bicycles (f)	-		
From Building (Except c & h) (g)	80		12,707.22
From Any Coin-operated Machines (h)	2		2.00
All Other (i)	7		\$ 1,094.24
MOTOR VEHICLE THEFT	5		\$ 5,750.00
Autos	4		
Trucks & Buses	-		
Other Vehicles	1		
GRAND TOTAL:	167	15	\$ 35,801.50

AGE, SEX AND RACE OF PERSONS ARRESTED

Including those released without having been formally charged

CLASSIFICATION OF OFFENSES	UNDER 16	16-17	OVER 18	TOTAL	WHITE	NEGRO	INDIAN	ORIENTAL	ALL OTHER
MURDER									
MANSLAUGHTER BY NEGLIGENCE									
FORCIBLE RAPE TOTAL									
ROBBERY TOTAL			1	1					
ASSAULT TOTAL			3	3	1				
BURGLARY TOTAL			5	5	3				
LARCENY-THEFT (EXCEPT AUTO)					5				
AUTO THEFT									
Simple Assaults			6	6	6				
Arson			1	1	1				
Forgery and Counterfeiting			1	1	1				
Fraud									
Embezzlement									
Stolen Property; Buying, Receiving, Possessing									
Vandalism			4	4	4				
Weapons; Carrying, Possessing, etc.									
Prostitution and Commercialized Vice									
Sex Offenses									
Narcotic Drug Laws		1		1	1				
Gambling									
Offenses Against the Family and Children									
Driving Under the Influence									
Liquor Laws									
Drunkenness									
Disorderly Conduct			7	7	6	1			
Vagrancy									
All Other Offenses (Except Traffic)	6	3	6	15	17				
Curfew and Loitering									
Runaways									
TOTAL	6	4	33	43	45	1			

Upper figure represents Male totals  
 Lower figure represents Female totals



AGENCY: CHESHIRE P.D.  
POPULATION: 21,700

OFFENSES KNOWN TO THE POLICE - 1978

CLASSIFICATION OF OFFENSES	OFFENSES	CLEARED	VALUE OF PROPERTY STOLEN
CRIMINAL HOMICIDE	0	0	\$ .00
Murder & Nonnegligent Manslaughter	0	0	\$ .00
Manslaughter by Negligence	0	0	\$ .00
FORCIBLE RAPE	1	0	\$ .00
Rape by Force	1	0	\$ .00
Attempts to Commit Forcible Rape	0	0	\$ .00
ROBBERY	5	4	\$ 16,966.00
Armed Robbery	3	2	
Strong-Arm Robbery	2	2	
Highway (Streets, Alleys, Etc.)	-		
Commercial House (Except C.D.F.)	-		
Gas or Service Station	-		\$ 16,000.00
Chain Store	2		
Residence (Anywhere on Premises)	-		
Bank	-		\$ 966.00
Miscellaneous	3		
ASSAULT	3	3	
Firearm	-	-	
Knife or Cutting Instrument	1	1	
Other Dangerous Weapon	-	-	
Hands, Fists, Feet, Etc. (Aggravated)	2	2	
Simple Assaults (Not Aggravated)	-	-	
	195	20	\$ 133,281.00
BURGLARY	149	10	
Forcible Entry	42	10	
Unlawful Entry-No Force	4	-	
Attempted Forcible Entry	-	-	
Residence-Night (6 P.M.-6 A.M.)	63		\$ 45,472.00
Residence-Day (6 A.M.-6 P.M.)	52		22,899.00
Residence-Unknown	23		11,424.00
Non-Residence-Night (6 P.M.-6 A.M.)	55		51,476.00
Non-Residence-Day (6 A.M.-6 P.M.)	-		
Non-Residence-Unknown	2		\$ 2,010.00
	337	36	\$ 269,449.00
LARCENY	114		\$ 248,290.00
\$200 and Over	139		18,217.00
\$50 to \$200	84		\$ 2,942.00
Under \$50	-		
Pocket-picking (a)	-		
Purse-snatching (b)	-		
Shoplifting (c)	17		\$ 1,654.00
From Motor Vehicles (Except e) (d)	70		208,365.00
Motor Vehicle Parts & Accessories (e)	32		8,390.00
Bicycles (f)	62		8,298.00
From Building (Except c & h) (g)	67		23,102.00
From Any Coin-operated Machines (h)	1		50.00
All Other (i)	88		\$ 19,590.00
	20	8	\$ 60,070.00
MOTOR VEHICLE THEFT	13	6	
Autos	1	-	
Trucks & Buses	1	-	
Other Vehicles	6	2	
GRAND TOTAL:	561	71	\$ 479,766.00

AGE, SEX AND RACE OF PERSONS ARRESTED  
Including those released without having been formally charged

CLASSIFICATION OF OFFENSES	UNDER 16	16-17	OVER 18	TOTAL	WHITE	NEGRO	INDIAN	ORIENTAL	ALL OTHER
MURDER									
MANSLAUGHTER BY NEGLIGENCE									
FORCIBLE RAPE TOTAL			4	4					
ROBBERY TOTAL			2	2	4				
ASSAULT TOTAL			16	22	2				
BURGLARY TOTAL	3	3	16	22	22				
LARCENY-THEFT (EXCEPT AUTO)	24	11	37	72	80	5			1
AUTO THEFT	3	2	9	14	2				
Simple Assaults		1	3	4	3	1			
Arson			2	2					
Forgery and Counterfeiting			1	1		3			
Fraud			9	9	13	2			
Embezzlement			6	6					
Stolen Property; Buying, Receiving, Possessing									
Vandalism	47	17	4	68	72				
Weapons; Carrying, Possessing, etc.		4	8	8	9				
Prostitution and Commercialized Vice			1	1					
Sex Offenses									
Narcotic Drug Laws		3	10	13	13				
Gambling									
Offenses Against the Family and Children									
Driving Under the Influence		1	3	4	4				
Liquor Laws									
Drunkenness	3			3	3				
Disorderly Conduct	13	7	43	63	63				1
Vagrancy	5	3		8	8				
All Other Offenses (Except Traffic)	33	7	88	128	138	2			2
Curfew and Loitering	3		11	14					
Runaways	11	6		17	27				
	7	3		10					
TOTAL	139	61	229	429	463	13			4
	13	9	29	51					

Upper figure represents Male totals  
Lower figure represents Female totals

AGENCY: CLINTON P.D.  
POPULATION: 11,200

OFFENSES KNOWN TO THE POLICE - 1978

CLASSIFICATION OF OFFENSES	OFFENSES	CLEARED	VALUE OF PROPERTY STOLEN
CRIMINAL HOMICIDE	0	0	\$ .00
Murder & Nonnegligent Manslaughter	0	0	\$ .00
Manslaughter by Negligence	0	0	\$ .00
FORCIBLE RAPE	1	0	\$ .00
Rape by Force	1	0	\$ .00
Attempts to Commit Forcible Rape	0	0	\$ .00
ROBBERY	1	0	\$ 40.00
Armed Robbery	1	0	
Strong-Arm Robbery	0	0	
Highway (Streets, Alleys, Etc.)	-	-	
Commercial House (Except C.D.F.)	-	-	\$ 40.00
Gas or Service Station	1	-	
Chain Store	-	-	
Residence (Anywhere on Premises)	-	-	
Bank	-	-	
Miscellaneous	-	-	
ASSAULT	5	1	
Firearm	1	1	
Knife or Cutting Instrument	-	-	
Other Dangerous Weapon	1	-	
Hands, Fists, Feet, Etc. (Aggravated)	-	-	
Simple Assaults (Not Aggravated)	3	-	
BURGLARY	77	2	\$ 30,036.00
Forcible Entry	47	2	
Unlawful Entry-No Force	22	-	
Attempted Forcible Entry	8	-	
Residence-Night (6 P.M.-6 A.M.)	19	-	\$ 3,767.00
Residence-Day (6 A.M.-6 P.M.)	12	-	5,138.00
Residence-Unknown	32	-	12,072.00
Non-Residence-Night (6 P.M.-6 A.M.)	9	-	8,349.00
Non-Residence-Day (6 A.M.-6 P.M.)	1	-	75.00
Non-Residence-Unknown	4	-	\$ 635.00
LARCENY	205	14	\$ 62,945.00
\$200 and Over	64	-	\$ 52,775.00
\$50 to \$200	92	-	\$ 9,030.00
Under \$50	49	-	\$ 1,140.00
Pocket-picking (a)	-	-	
Purse-snatching (b)	-	-	\$ 23.00
Shoplifting (c)	2	-	4,724.00
From Motor Vehicles (Except e) (d)	26	-	2,480.50
Motor Vehicle Parts & Accessories (e)	26	-	2,979.00
Bicycles (f)	26	-	3,307.00
From Building (Except c & h) (g)	15	-	1.50
From Any Coin-operated Machines (h)	2	-	\$ 49,430.00
All Other (i)	108	-	\$ 30,600.00
MOTOR VEHICLE THEFT	20	5	
Autos	12	4	
Trucks & Buses	1	-	
Other Vehicles	7	1	
GRAND TOTAL:	309	22	\$ 123,621.00

AGE, SEX AND RACE OF PERSONS ARRESTED

Including those released without having been formally charged

CLASSIFICATION OF OFFENSES	UNDER	16-17	OVER	TOTAL	WHITE	NEGRO	INDIAN	ORIENTAL	ALL OTHER
	16		18						
MURDER									
MANSLAUGHTER BY NEGLIGENCE									
FORCIBLE RAPE TOTAL									
ROBBERY TOTAL									
ASSAULT TOTAL			2	2	2				
BURGLARY TOTAL	1	2	5	7	8				
LARCENY-THEFT (EXCEPT AUTO)	7	4	21	32	34	4			1
AUTO THEFT	1	1	5	7	2				
Simple Assaults	1		4	5	5				
Arson									
Forgery and Counterfeiting									
Fraud		1	2	3	7				
Embezzlement									
Stolen Property; Buying, Receiving, Possessing	7		4	11	10	1			
Vandalism									
Weapons; Carrying, Possessing, etc.	2	1	1	4	4				
Prostitution and Commercialized Vice									
Sex Offenses			1	1	1				
Narcotic Drug Laws			4	4	4				
Gambling									
Offenses Against the Family and Children									
Driving Under the Influence									
Liquor Laws			1	1	1				
Drunkenness		1		1	1				
Disorderly Conduct		3	29	32	32				
Vagrancy									
All Other Offenses (Except Traffic)	17	3	13	33	37	1			
Curfew and Loitering	2			2	2				
Runaways	5	1		6	9				
TOTAL	42	15	90	147	159	6			1
	9	3	7	19					

Upper figure represents Male totals  
Lower figure represents Female totals

AGENCY: COVENTRY P.D.  
POPULATION: 8,600

OFFENSES KNOWN TO THE POLICE - 1978

CLASSIFICATION OF OFFENSES	OFFENSES	CITFARED	VALUE OF PROPERTY STOLEN
CRIMINAL HOMICIDE	0	0	\$ .00
Murder & Nonnegligent Manslaughter	0	0	\$ .00
Manslaughter by Negligence	0	0	\$ .00
FORCIBLE RAPE	0	0	\$ .00
Rape by Force	0	0	\$ .00
Attempts to Commit Forcible Rape	0	0	\$ .00
ROBBERY	3	0	\$ 901.00
Armed Robbery	2	0	
Strong-Arm Robbery	1	0	
Highway (Streets, Alleys, Etc.)	1		\$ 94.00
Commercial House (Except C.D.F.)	-		
Gas or Service Station	2		\$ 807.00
Chain Store	-		
Residence (Anywhere on Premises)	-		
Bank	-		
Miscellaneous	-		
ASSAULT	10	4	
Firearm	-	-	
Knife or Cutting Instrument	-	-	
Other Dangerous Weapon	-	-	
Hands, Fists, Feet, Etc. (Aggravated)	2	-	
Simple Assaults (Not Aggravated)	8	4	
BURGLARY	102	19	\$ 21,352.00
Forcible Entry	71	16	
Unlawful Entry-No Force	26	3	
Attempted Forcible Entry	5	-	
Residence-Night (6 P.M.-6 A.M.)	38		\$ 8,603.00
Residence-Day (6 A.M.-6 P.M.)	22		3,629.00
Residence-Unknown	27		8,072.00
Non-Residence-Night (6 P.M.-6 A.M.)	8		888.00
Non-Residence-Day (6 A.M.-6 P.M.)	3		105.00
Non-Residence-Unknown	4		\$ 55.00
LARCENY	120	9	\$ 20,504.00
\$200 and Over	37		\$ 14,852.00
\$50 to \$200	40		4,895.00
Under \$50	43		\$ 757.00
Pocket-picking (a)	-		
Purse-snatching (b)	-		\$ 4.00
Shoplifting (c)	2		
From Motor Vehicles (Except e) (d)	21		3,197.00
Motor Vehicle Parts & Accessories(e)	8		965.00
Bicycles (f)	10		919.00
From Building (Except c & h) (g)	38		6,561.00
From Any Coin-operated Machines (h)	5		480.00
All Other (i)	36		\$ 8,378.00
MOTOR VEHICLE THEFT	24	10	\$ 20,100.00
Autos	15	8	
Trucks & Buses	3	-	
Other Vehicles	6	2	
GRAND TOTAL:	259	42	\$ 62,857.00

AGE, SEX AND RACE OF PERSONS ARRESTED

Including those released without having been formally charged

CLASSIFICATION OF OFFENSES	UNDER		OVER	TOTAL	WHITE	NEGRO	INDIAN	ORIENTAL	ALL OTHER
	16	16-17	18						
MURDER									
MANSLAUGHTER BY NEGLIGENCE									
FORCIBLE RAPE TOTAL									
ROBBERY TOTAL									
ASSAULT TOTAL			1	1	1				
BURGLARY TOTAL	15	7	15	37	33	6			
LARCENY-THEFT (EXCEPT AUTO)	1	1	11	13	16				
AUTO THEFT	1		2	3	2				
Simple Assaults	2			2	2				
Arson			5	5	5				
Forgery and Counterfeiting									
Fraud			1	1	1				
Embezzlement			1	1	1				
Stolen Property; Buying, Receiving, Possessing			1	1	1				
Vandalism									
Weapons; Carrying, Possessing, etc.	1			1	1				
Prostitution and Commercialized Vice									
Sex Offenses			1	1	1				
Narcotic Drug Laws	1	3	2	6	8				
Gambling		2		2	2				
Offenses Against the Family and Children									
Driving Under the Influence			2	2	2				
Liquor Laws			1	1	1				
Drunkenness									
Disorderly Conduct	3	1	21	25	29				
Vagrancy			4	4					
All Other Offenses (Except Traffic)	2	2	22	26	27	1			
Curfew and Loitering									
Runaways	2			2	3				
TOTAL	27	14	83	124	132	7			
	3	3	9	15					

Upper figure represents Male totals  
Lower figure represents Female totals

AGENCY: DANBURY P.D.  
 POPULATION: 57,700

OFFENSES KNOWN TO THE POLICE - 1978

CLASSIFICATION OF OFFENSES	OFFENSES	CLEARED	VALUE OF PROPERTY STOLEN
CRIMINAL HOMICIDE	2	1	\$ .00
Murder & Nonnegligent Manslaughter	1	0	\$ .00
Manslaughter by Negligence	1	1	\$ .00
FORCIBLE RAPE	25	17	\$ .00
Rape by Force	14	12	\$ .00
Attempts to Commit Forcible Rape	11	5	\$ .00
ROBBERY	25	12	\$ 33,572.00
Armed Robbery	16	7	
Strong-Arm Robbery	9	5	
Highway (Streets, Alleys, Etc.)	9		\$ 2,913.00
Commercial House (Except C.D.F.)	6		1,705.00
Gas or Service Station	-		
Chain Store	1		44.00
Residence (Anywhere on Premises)	1		3,000.00
Bank	1		20,000.00
Miscellaneous	7		\$ 5,910.00
ASSAULT	278	140	
Firearm	7	10	
Knife or Cutting Instrument	10	10	
Other Dangerous Weapon	46	21	
Hands, Fists, Feet, Etc. (Aggravated)	124	50	
Simple Assaults (Not Aggravated)	91	49	
BURGLARY	531	75	\$ 185,144.00
Forcible Entry	251	51	
Unlawful Entry-No Force	174	20	
Attempted Forcible Entry	106	4	
Residence-Night (6 P.M.-6 A.M.)	96		\$ 28,566.00
Residence-Day (6 A.M.-6 P.M.)	127		50,717.00
Residence-Unknown	139		22,652.00
Non-Residence-Night (6 P.M.-6 A.M.)	122		59,526.00
Non-Residence-Day (6 A.M.-6 P.M.)	10		3,698.00
Non-Residence-Unknown	37		19,985.00
LARCENY	1,372	189	\$ 562,371.00
\$200 and Over	382		\$ 488,878.00
\$50 to \$200	614		64,468.00
Under \$50	376		\$ 9,025.00
Pocket-picking (a)	23		\$ 2,189.00
Purse-snatching (b)	18		2,020.00
Shoplifting (c)	138		6,001.00
From Motor Vehicles (Except e) (d)	338		91,417.00
Motor Vehicle Parts & Accessories (e)	196		128,896.00
Bicycles (f)	165		18,989.00
From Building (Except c & h) (g)	281		100,567.00
From Any Coin-operated Machines (h)	9		782.00
All Other (i)	204		\$ 211,510.00
MOTOR VEHICLE THEFT	274	19	\$ 599,819.00
Autos	206	19	
Trucks & Buses	23	-	
Other Vehicles	45	-	
GRAND TOTAL:	2,507	453	\$1,380,906.00

AGE, SEX AND RACE OF PERSONS ARRESTED  
 Including those released without having been formally charged

CLASSIFICATION OF OFFENSES	AGE			TOTAL	WHITE	NEGRO	INDIAN	ORIENTAL	ALL OTHER
	UNDER 16	16-17	OVER 18						
MURDER									
MANSLAUGHTER BY NEGLIGENCE			1	1	1				
FORCIBLE RAPE TOTAL	1	1	10	12	10	3			
ROBBERY TOTAL	3	3	8	14	9	6			
ASSAULT TOTAL	8	7	13	28	24	6			
BURGLARY TOTAL	20	22	31	73	69	8			
LARCENY-THEFT (EXCEPT AUTO)	17	35	115	167	178	70			8
AUTO THEFT	8	3	2	13	10	6			
Simple Assaults	4	10	73	87	78	25			3
Arson	10	5	4	19	3	1			
Forgery and Counterfeiting	3		1	4	4	2			
Fraud	1		4	5	5				
Embezzlement			5	5	10	1			
Stolen Property; Buying, Receiving, Possessing			6	6					
Vandalism	1	1		2	2				
Weapons; Carrying, Possessing, etc.	1	3	11	15	12	3			
Prostitution and Commercialized Vice									
Sex Offenses	2		6	8	8				
Narcotic Drug Laws	8	8	60	76	83	12			
Gambling	1		2	2	6	1			
Offenses Against the Family and Children			5	5	7				
Driving Under the Influence		2	106	108	111	10			
Liquor Laws		1	12	13					
Drunkenness		3	2	5	5				
Disorderly Conduct	1	5	86	92	90	20			4
Vagrancy	2	8	12	22					
All Other Offenses (Except Traffic)	37	41	218	296	292	43			3
Curfew and Loitering	1	1	40	42					
Runaways	3			3	5	1			1
TOTAL	118	144	759	1021	1017	218			19
	30	28	175	233					

Upper figure represents Male totals  
 Lower figure represents Female totals

AGENCY: DANIELSON P.D.  
POPULATION: 4,500

OFFENSES KNOWN TO THE POLICE - 1978

CLASSIFICATION OF OFFENSES	OFFENSES	CLEARED	VALUE OF PROPERTY STOLEN
CRIMINAL HOMICIDE	0	0	\$ .00
Murder & Nonnegligent Manslaughter	0	0	\$ .00
Manslaughter by Negligence	0	0	\$ .00
FORCIBLE RAPE	0	0	\$ .00
Rape by Force	0	0	\$ .00
Attempts to Commit Forcible Rape	0	0	\$ .00
ROBBERY	2	0	\$ 108.00
Armed Robbery	2	0	
Strong-Arm Robbery	0	0	
Highway (Streets, Alleys, Etc.)	-		\$ 108.00
Commercial House (Except C.D.F.)	2		
Gas or Service Station	-		
Chain Store	-		
Residence (Anywhere on Premises)	-		
Bank	-		
Miscellaneous	-		
ASSAULT	26	24	
Firearm	1	1	
Knife or Cutting Instrument	-	-	
Other Dangerous Weapon	2	2	
Hands, Fists, Feet, Etc. (Aggravated)	16	14	
Simple Assaults (Not Aggravated)	7	7	
BURGLARY	87	17	\$ 69,156.59
Forcible Entry	41	11	
Unlawful Entry-No Force	39	3	
Attempted Forcible Entry	7	3	
Residence-Night (6 P.M.-6 A.M.)	21		\$ 21,461.35
Residence-Day (6 A.M.-6 P.M.)	14		1,088.75
Residence-Unknown	12		37,256.25
Non-Residence-Night (6 P.M.-6 A.M.)	28		7,133.29
Non-Residence-Day (6 A.M.-6 P.M.)	4		180.00
Non-Residence-Unknown	8		\$ 2,036.95
LARCENY	168	68	\$ 12,762.11
\$200 and Over	14		\$ 5,884.95
\$50 to \$200	53		5,106.61
Under \$50	101		\$ 1,770.55
Pocket-picking (a)	1		\$ 17.00
Purse-snatching (b)	2		740.00
Shoplifting (c)	40		850.86
From Motor Vehicles (Except e) (d)	21		2,760.40
Motor Vehicle Parts & Accessories(e)	14		557.00
Bicycles (f)	38		2,712.00
From Building (Except c & h) (g)	14		2,006.35
From Any Coin-operated Machines (h)	1		3.60
All Other (i)	37		\$ 3,114.90
MOTOR VEHICLE THEFT	12	6	\$ 23,120.00
Autos	12	6	
Trucks & Buses	-	-	
Other Vehicles	-	-	
GRAND TOTAL:	295	115	\$ 105,146.70

AGE, SEX AND RACE OF PERSONS ARRESTED

Including those released without having been formally charged

CLASSIFICATION OF OFFENSES	AGE			TOTAL	WHITE	NEGRO	INDIAN	ORIENTAL	ALL OTHER
	UNDER 16	16-17	OVER 18						
MURDER									
MANSLAUGHTER BY NEGLIGENCE									
FORCIBLE RAPE TOTAL									
ROBBERY TOTAL									
ASSAULT TOTAL			5	5	5				
BURGLARY TOTAL	1	8	8	17	17				
LARCENY-THEFT (EXCEPT AUTO)	29	17	11	57	81				
AUTO THEFT	15	4	5	24					
Simple Assaults	1	1	8	10	15				
Arson	1	4	2	3	3				
Forgery and Counterfeiting									
Fraud			2	2	2				
Embezzlement									
Stolen Property; Buying, Receiving, Possessing									
Vandalism	10	3	10	23	28				
Weapons; Carrying, Possessing, etc.	2	1	2	5	4	1			
Prostitution and Commercialized Vice			1	1					
Sex Offenses					1				
Narcotic Drug Laws	1	6	6	13	13				
Gambling									
Offenses Against the Family and Children			4	4	4				
Driving Under the Influence			8	8	9				
Liquor Laws			2	2	4				
Drunkenness			1	1	1				
Disorderly Conduct	15	15	69	99	113				
Vagrancy	1	3	10	14					
All Other Offenses (Except Traffic)	2	4	13	19	23				
Curfew and Loitering	3		1	4					
Runaways	1			1	2				
TOTAL	61	55	153	269	325	1			
	23	12	22	57					

Upper figure represents Male totals  
Lower figure represents Female totals

AGENCY: DARIEN P.D.  
POPULATION: 22,800

OFFENSES KNOWN TO THE POLICE - 1978

CLASSIFICATION OF OFFENSES	OFFENSES	CLEARED	VALUE OF PROPERTY STOLEN
CRIMINAL HOMICIDE	1	0	\$ .00
Murder & Nonnegligent Manslaughter	1	0	\$ .00
Manslaughter by Negligence	0	0	\$ .00
FORCIBLE RAPE	0	0	\$ .00
Rape by Force	0	0	\$ .00
Attempts to Commit Forcible Rape	0	0	\$ .00
ROBBERY	5	0	\$ 1,822.90
Armed Robbery	5	-	
Strong-Arm Robbery	-	-	
Highway (Streets, Alleys, Etc.)	-		
Commercial House (Except C.D.F.)	1		\$ 710.00
Gas or Service Station	1		618.00
Chain Store	-		
Residence (Anywhere on Premises)	2		494.90
Bank	-		
Miscellaneous	1		\$ .00
ASSAULT	19	11	
Firearm	-	-	
Knife or Cutting Instrument	-	-	
Other Dangerous Weapon	2	1	
Hands, Fists, Feet, Etc. (Aggravated)	16	9	
Simple Assaults (Not Aggravated)	1	1	
BURGLARY	163	12	\$ 211,584.77
Forcible Entry	108	8	
Unlawful Entry-No Force	53	4	
Attempted Forcible Entry	2	-	
Residence-Night (6 P.M.-6 A.M.)	44		\$ 57,274.20
Residence-Day (6 A.M.-6 P.M.)	50		101,269.64
Residence-Unknown	18		18,815.03
Non-Residence-Night (6 P.M.-6 A.M.)	22		7,710.58
Non-Residence-Day (6 A.M.-6 P.M.)	28		26,515.32
Non-Residence-Unknown	1		\$ .00
LARCENY	399	13	\$ 122,128.72
\$200 and Over	148		\$ 102,041.68
\$50 to \$200	155		18,573.90
Under \$50	96		\$ 1,513.14
Pocket-picking (a)	2		\$ 126.90
Purse-snatching (b)	4		816.00
Shoplifting (c)	6		1,630.74
From Motor Vehicles (Except e) (d)	36		9,631.73
Motor Vehicle Parts & Accessories (e)	51		9,126.35
Bicycles (f)	97		14,572.00
From Building (Except c & h) (g)	89		49,809.43
From Any Coin-operated Machines (h)	-		
All Other (i)	114		\$ 36,415.57
MOTOR VEHICLE THEFT	42	4	\$ 36,120.00
Autos	39	3	
Trucks & Buses	2	1	
Other Vehicles	1	-	
GRAND TOTAL:	628	40	\$ 371,656.39

AGE, SEX AND RACE OF PERSONS ARRESTED  
Including those released without having been formally charged

CLASSIFICATION OF OFFENSES	AGE			TOTAL	WHITE	NEGRO	INDIAN	ORIENTAL	ALL OTHER
	UNDER 16	16-17	OVER 18						
MURDER									
MANSLAUGHTER BY NEGLIGENCE									
FORCIBLE RAPE TOTAL									
ROBBERY TOTAL									
ASSAULT TOTAL		2	10	12					
BURGLARY TOTAL	4	4	9	17	13				
LARCENY-THEFT (EXCEPT AUTO)	3	5	17	25	15	3			
AUTO THEFT	2	1	7	10	24	11			
Simple Assaults	1			1	2				
Arson			2	2					
Forgery and Counterfeiting			3	3					
Fraud			5	5	6	2			
Embezzlement			2	2					
Stolen Property; Buying, Receiving, Possessing			4	4	5	1			
Vandalism	13		2	15					
Weapons; Carrying, Possessing, etc.		1	2	3	15				
Prostitution and Commercialized Vice					1	2			
Sex Offenses			1	1	1				
Narcotic Drug Laws	2		10	12					
Gambling		1	1	2	14				
Offenses Against the Family and Children									
Driving Under the Influence									
Liquor Laws									
Drunkenness									
Disorderly Conduct		3	10	13	13				
Vagrancy									
All Other Offenses (Except Traffic)	15	6	40	61	63	1			2
Curfew and Loitering									
Runaways	2			2					
TOTAL	40	21	108	169	174	22			2
	3	5	21	29					

Upper figure represents Male totals  
Lower figure represents Female totals

AGENCY: DERBY P.D.  
POPULATION: 12,300

OFFENSES KNOWN TO THE POLICE - 1978

CLASSIFICATION OF OFFENSES	OFFENSES	CLEARED	VALUE OF PROPERTY STOLEN
CRIMINAL HOMICIDE	0	0	\$ .00
Murder & Nonnegligent Manslaughter	0	0	\$ .00
Manslaughter by Negligence	0	0	\$ .00
FORCIBLE RAPE	2	1	\$ .00
Rape by Force	2	1	\$ .00
Attempts to Commit Forcible Rape	0	0	\$ .00
ROBBERY	7	0	\$ 586.00
Armed Robbery	2	-	
Strong-Arm Robbery	5	-	
Highway (Streets, Alleys, Etc.)	2		\$ 50.00
Commercial House (Except C.D.F.)	2		306.00
Gas or Service Station	-		
Chain Store	-		
Residence (Anywhere on Premises)	2		\$ 180.00
Bank	-		
Miscellaneous	1		\$ 50.00
ASSAULT	40	36	
Firearm	3	3	
Knife or Cutting Instrument	1	-	
Other Dangerous Weapon	7	7	
Hands, Fists, Feet, Etc. (Aggravated)	11	9	
Simple Assaults (Not Aggravated)	18	17	
	107	13	\$ 45,932.00
BURGLARY	96	13	
Forcible Entry	10	-	
Unlawful Entry-No Force	1	-	
Attempted Forcible Entry	1	-	
Residence-Night (6 P.M.-6 A.M.)	36		\$ 17,405.00
Residence-Day (6 A.M.-6 P.M.)	19		4,954.00
Residence-Unknown	5		5,920.00
Non-Residence-Night (6 P.M.-6 A.M.)	44		17,364.00
Non-Residence-Day (6 A.M.-6 P.M.)	2		111.00
Non-Residence-Unknown	1		178.00
	178	76	\$ 39,770.00
LARCENY	49		\$ 31,108.00
\$200 and Over	65		7,048.00
\$50 to \$200	64		1,614.00
Under \$50	7		840.00
Pocket-picking (a)	6		1,559.00
Purse-snatching (b)	65		3,739.00
Shoplifting (c)	28		5,855.00
From Motor Vehicles (Except e) (d)	29		4,606.00
Motor Vehicle Parts & Accessories(e)	5		545.00
Bicycles (f)	30		15,461.00
From Building (Except c & h) (g)	-		
From Any Coin-operated Machines (h)	3		\$ 7,165.00
All Other (i)	47	9	\$ 121,100.00
MOTOR VEHICLE THEFT	41	7	
Autos	3	1	
Trucks & Buses	3	1	
Other Vehicles	3	1	
GRAND TOTAL:	381	135	\$ 207,388.00

AGE, SEX AND RACE OF PERSONS ARRESTED

Including those released without having been formally charged

CLASSIFICATION OF OFFENSES	UNDER 16	16-17	OVER 18	TOTAL	WHITE	NEGRO	INDIAN	ORIENTAL	ALL OTHER
MURDER									
MANSLAUGHTER BY NEGLIGENCE			1	1	1				
FORCIBLE RAPE TOTAL			1	1	1				
ROBBERY TOTAL			5	5	1				
ASSAULT TOTAL			1	1	6				
BURGLARY TOTAL	18		14	32	4	35	1		
LARCENY-THEFT (EXCEPT AUTO)	43		59	102	8	28	36	113	24
AUTO THEFT	8		28	36	9	1	10	10	
Simple Assaults	2		34	34	2	6	8	39	2
Arson	2		3	5	2	2	2	7	
Forgery and Counterfeiting			2	2				1	1
Fraud			1	1				1	
Embezzlement									
Stolen Property; Buying, Receiving, Possessing	4			4	2	2	4		
Vandalism	82		4	86	19	100	5		
Weapons; Carrying, Possessing, etc.			1	1				1	
Prostitution and Commercialized Vice									
Sex Offenses			3	3				3	
Narcotic Drug Laws	8		9	17	2	19			
Gambling									
Offenses Against the Family and Children			2	2				4	
Driving Under the Influence	2		1	3				3	
Liquor Laws									
Drunkenness									
Disorderly Conduct	100		81	181	14	25	39	203	17
Vagrancy									
All Other Offenses (Except Traffic)	64	3	31	98	13	3	16	106	4
Curfew and Loitering	26	5		31	26	6	32	61	2
Runaways	9			9	6		6	15	
TOTAL	367	8	252	627	92	6	72	170	731
									60
									6

Upper figure represents Male totals  
Lower figure represents Female totals

AGENCY: EAST HAMPTON P.D.  
POPULATION: 8,300

OFFENSES KNOWN TO THE POLICE - 1978

CLASSIFICATION OF OFFENSES	OFFENSES	CLEARED	VALUE OF PROPERTY STOLEN
<b>CRIMINAL HOMICIDE</b>	0	0	\$ .00
Murder & Nonnegligent Manslaughter	0	0	\$ .00
Manslaughter by Negligence	0	0	\$ .00
<b>FORCIBLE RAPE</b>	0	0	\$ .00
Rape by Force	0	0	\$ .00
Attempts to Commit Forcible Rape	0	0	\$ .00
<b>ROBBERY</b>	0	0	\$ .00
Armed Robbery	-	-	
Strong-Arm Robbery	-	-	
Highway (Streets, Alleys, Etc.)	-		
Commercial House (Except C.D.F.)	-		
Gas or Service Station	-		
Chain Store	-		
Residence (Anywhere on Premises)	-		
Bank	-		
Miscellaneous	-		
<b>ASSAULT</b>	13	11	
Firearm	-	-	
Knife or Cutting Instrument	-	-	
Other Dangerous Weapon	3	1	
Hands, Fists, Feet, Etc. (Aggravated)	3	3	
Simple Assaults (Not Aggravated)	7	7	
<b>BURGLARY</b>	32	5	\$ 22,881.00
Forcible Entry	24	3	
Unlawful Entry-No Force	5	2	
Attempted Forcible Entry	4	-	
Residence-Night (6 P.M.-6 A.M.)	11		\$ 3,799.00
Residence-Day (6 A.M.-6 P.M.)	13		17,324.00
Residence-Unknown	5		492.00
Non-Residence-Night (6 P.M.-6 A.M.)	3		1,176.00
Non-Residence-Day (6 A.M.-6 P.M.)	-		
Non-Residence-Unknown	1		\$ 90.00
<b>LARCENY</b>	172	26	\$ 34,994.86
\$200 and Over	55		\$ 27,158.92
\$50 to \$200	70		6,964.44
Under \$50	47		\$ 871.50
Pocket-picking (a)	1		\$ 40.00
Purse-snatching (b)	2		22.00
Shoplifting (c)	5		122.65
From Motor Vehicles (Except e) (d)	38		6,064.44
Motor Vehicle Parts & Accessories (e)	20		3,770.88
Bicycles (f)	14		1,011.00
From Building (Except c & h) (g)	41		14,404.48
From Any Coin-operated Machines (h)	1		15.00
All Other (i)	50		\$ 9,544.41
<b>MOTOR VEHICLE THEFT</b>	21	8	\$ 41,350.00
Autos	13	4	
Trucks & Buses	2	2	
Other Vehicles	6	2	
<b>GRAND TOTAL:</b>	239	50	\$ 99,225.86

AGE, SEX AND RACE OF PERSONS ARRESTED  
Including those released without having been formally charged

CLASSIFICATION OF OFFENSES	AGE			TOTAL	WHITE	NEGRO	INDIAN	ORIENTAL	ALL OTHER
	UNDER 16	16-17	OVER 18						
<b>MURDER</b>									
<b>MANSLAUGHTER BY NEGLIGENCE</b>									
<b>FORCIBLE RAPE TOTAL</b>									
<b>ROBBERY TOTAL</b>									
<b>ASSAULT TOTAL</b>			1	1	1				
<b>BURGLARY TOTAL</b>	1	3	1	5	4	1			
<b>LARCENY-THEFT (EXCEPT AUTO)</b>	10	4	9	23	25				
<b>AUTO THEFT</b>	1	3	2	4	3	1			
Simple Assaults			2	2	2				
Arson									
Forgery and Counterfeiting									
Fraud			2	2	2				
Embezzlement									
Stolen Property; Buying, Receiving, Possessing									
Vandalism									
Weapons; Carrying, Possessing, etc.									
Prostitution and Commercialized Vice									
Sex Offenses	1			1	1				
Narcotic Drug Laws			1	1	1				
Gambling									
Offenses Against the Family and Children			2	2	3				
Driving Under the Influence			7	7	7				
Liquor Laws									
Drunkenness									
Disorderly Conduct	2	1	13	16	20				
Vagrancy	1		3	4					
Vagrancy									
All Other Offenses (Except Traffic)	4	14	25	43	46				
Curfew and Loitering			3	3					
Runaways	5	1		6	7		1		
<b>TOTAL</b>	24	26	63	113	122	2	1		
	3	-	9	12					

Upper figure represents Male totals  
Lower figure represents Female totals



AGENCY: EAST HARTFORD P.D.  
 POPULATION: 54,200

OFFENSES KNOWN TO THE POLICE - 1978

CLASSIFICATION OF OFFENSES	OFFENSES	CLEARED	VALUE OF PROPERTY STOLEN
<b>CRIMINAL HOMICIDE</b>	2	2	\$ .00
Murder & Nonnegligent Manslaughter	2	2	\$ .00
Manslaughter by Negligence	0	0	-
<b>FORCIBLE RAPE</b>	13	7	\$ .00
Rape by Force	9	7	\$ .00
Attempts to Commit Forcible Rape	4		
<b>ROBBERY</b>	46	15	\$ 12,622.29
Armed Robbery	39	8	
Strong-Arm Robbery	7	7	
Highway (Streets, Alleys, Etc.)	18		\$ 4,511.74
Commercial House (Except C.D.F.)	8		4,016.86
Gas or Service Station	10		1,386.91
Chain Store	7		1,172.78
Residence (Anywhere on Premises)	1		225.00
Bank	-		-
Miscellaneous	2		\$ 1,309.00
<b>ASSAULT</b>	288	209	
Firearm	6	3	
Knife or Cutting Instrument	20	13	
Other Dangerous Weapon	13	9	
Hands, Fists, Feet, Etc. (Aggravated)	53	37	
Simple Assaults (Not Aggravated)	196	147	
<b>BURGLARY</b>	679	103	\$ 209,316.90
Forcible Entry	411	79	
Unlawful Entry-No Force	139	19	
Attempted Forcible Entry	129	5	
Residence-Night (6 P.M.-6 A.M.)	126		\$ 49,928.99
Residence-Day (6 A.M.-6 P.M.)	208		60,233.93
Residence-Unknown	102		13,126.84
Non-Residence-Night (6 P.M.-6 A.M.)	162		56,469.53
Non-Residence-Day (6 A.M.-6 P.M.)	26		8,044.60
Non-Residence-Unknown	55		\$ 21,513.01
<b>LARCENY</b>	2,126	459	\$ 312,868.95
\$200 and Over	403		\$ 224,172.38
\$50 to \$200	721		73,453.31
Under \$50	1,002		\$ 15,243.26
Pocket-picking (a)	-		-
Purse-snatching (b)	9		\$ 240.00
Shoplifting (c)	267		6,348.71
From Motor Vehicles (Except e) (d)	216		61,727.70
Motor Vehicle Parts & Accessories (e)	633		73,524.02
Bicycles (f)	351		34,589.53
From Building (Except c & h) (g)	428		93,250.73
From Any Coin-operated Machines (h)	11		473.00
All Other (i)	211		\$ 42,715.26
<b>MOTOR VEHICLE THEFT</b>	469	65	\$ 860,958.16
Autos	413	55	
Trucks & Buses	17	3	
Other Vehicles	39	7	
<b>GRAND TOTAL:</b>	<b>3,623</b>	<b>860</b>	<b>\$1,395,766.30</b>

AGE, SEX AND RACE OF PERSONS ARRESTED  
 Including those released without having been formally charged

CLASSIFICATION OF OFFENSES	UNDER 16	16-17	OVER 18	TOTAL	WHITE	NEGRO	INDIAN	ORIENTAL	ALL OTHER
<b>MURDER</b>			1	1	1				
<b>MANSLAUGHTER BY NEGLIGENCE</b>									
<b>FORCIBLE RAPE TOTAL</b>	1		5	6	4	2			
<b>ROBBERY TOTAL</b>	2	2	15	19	16	6			
<b>ASSAULT TOTAL</b>	5	6	30	41	35	9			
<b>BURGLARY TOTAL</b>	46	20	78	144	147	6			
<b>LARCENY-THEFT (EXCEPT AUTO)</b>	115	43	158	306	379	52			
<b>AUTO THEFT</b>	14	21	31	66	56	13			
<b>Simple Assaults</b>	9	11	85	105	110	9			
<b>Arson</b>	3	3	8	14					
<b>Forgery and Counterfeiting</b>	15	7	4	26					
<b>Fraud</b>	1	1	9	11	10	2			
<b>Embezzlement</b>			17	17					
<b>Stolen Property; Buying, Receiving, Possessing</b>			19	19	33	3			
<b>Vandalism</b>	11			11					
<b>Weapons; Carrying, Possessing, etc.</b>	5			5	15	1			
<b>Prostitution and Commercialized Vice</b>	11	3	13	27	25	3			
<b>Sex Offenses</b>			6	6	6	1			
<b>Narcotic Drug Laws</b>	4	1	15	20	22	1			
<b>Gambling</b>	7	34	70	111	129	4			
<b>Offenses Against the Family and Children</b>	5	5	12	22					
<b>Driving Under the Influence</b>			17	17					
<b>Liquor Laws</b>			11	13	25	5			
<b>Drunkenness</b>			3	6	8				
<b>Disorderly Conduct</b>		1	27	28	73				
<b>Vagrancy</b>					28				
<b>All Other Offenses (Except Traffic)</b>	26	32	306	364	408	46			
<b>Curfew and Loitering</b>	12	7	71	90					
<b>Runaways</b>									
<b>TOTAL</b>	336	269	1253	1858	2101	190			
	86	41	306	433					

Upper figure represents Male totals  
 Lower figure represents Female totals

AGENCY: EAST WINDSOR P.D.  
POPULATION: 9,100

OFFENSES KNOWN TO THE POLICE - 1978

CLASSIFICATION OF OFFENSES	OFFENSES	CLEARED	VALUE OF PROPERTY STOLEN
CRIMINAL HOMICIDE	0	0	\$ .00
Murder & Nonnegligent Manslaughter	0	0	\$ .00
Manslaughter by Negligence	0	0	\$ .00
FORCIBLE RAPE	3	1	\$ .00
Rape by Force	3	1	\$ .00
Attempts to Commit Forcible Rape	0	0	\$ .00
ROBBERY	5	1	\$ 2,369.17
Armed Robbery	5	1	
Strong-Arm Robbery	-	-	
Highway (Streets, Alleys, Etc.)	3		\$ 302.00
Commercial House (Except C.D.F.)	1		640.00
Gas or Service Station	1		\$ 1,427.17
Chain Store	-		
Residence (Anywhere on Premises)	-		
Bank	-		
Miscellaneous	-		
ASSAULT	43	26	
Firearm	-	-	
Knife or Cutting Instrument	-	-	
Other Dangerous Weapon	-	-	
Hands, Fists, Feet, Etc. (Aggravated)	-	-	
Simple Assaults (Not Aggravated)	43	26	
BURGLARY	100	12	\$ 33,274.73
Forcible Entry	94	6	
Unlawful Entry-No Force	6	6	
Attempted Forcible Entry	-	-	
Residence-Night (6 P.M.-6 A.M.)	46		\$ 19,219.80
Residence-Day (6 A.M.-6 P.M.)	10		1,345.00
Residence-Unknown	13		1,213.00
Non-Residence-Night (6 P.M.-6 A.M.)	29		8,746.93
Non-Residence-Day (6 A.M.-6 P.M.)	-		
Non-Residence-Unknown	2		\$ 2,750.00
LARCENY	263	31	\$ 46,233.03
\$200 and Over	73		\$ 30,168.30
\$50 to \$200	121		12,992.02
Under \$50	69		\$ 3,072.71
Pocket-picking (a)	-		\$ .00
Purse-snatching (b)	1		97.10
Shoplifting (c)	8		2,350.00
From Motor Vehicles (Except e) (d)	8		2,876.16
Motor Vehicle Parts & Accessories (e)	18		1,624.00
Bicycles (f)	19		1,549.00
From Building (Except c & h) (g)	2		6.00
From Any Coin-operated Machines (h)	1		
All Other (i)	206		\$ 37,730.77
MOTOR VEHICLE THEFT	43	3	\$ 118,219.63
Autos	41	3	
Trucks & Buses	2	-	
Other Vehicles	-	-	
GRAND TOTAL:	457	74	\$ 200,096.56

REFER TO PAGE 200

AGE, SEX AND RACE OF PERSONS ARRESTED  
Including those released without having been formally charged

CLASSIFICATION OF OFFENSES	UNDER 16	16-17	OVER 18	TOTAL	WHITE	NEGRO	INDIAN	ORIENTAL	ALL OTHER
MURDER									
MANSLAUGHTER BY NEGLIGENCE			1	1	1				
FORCIBLE RAPE TOTAL			1	1	1				
ROBBERY TOTAL									
ASSAULT TOTAL									
BURGLARY TOTAL	3	1	5	9	9				
LARCENY-THEFT (EXCEPT AUTO)	5	1	24	30	30	4			
AUTO THEFT			4	4					
Simple Assaults			8	8	8				
Arson									
Forgery and Counterfeiting									
Fraud									
Embezzlement									
Stolen Property; Buying, Receiving, Possessing									
Vandalism	1			1	1				
Weapons; Carrying, Possessing, etc.			2	2	2				
Prostitution and Commercialized Vice									
Sex Offenses									
Narcotic Drug Laws		1	9	10	10				
Gambling									
Offenses Against the Family and Children									
Driving Under the Influence			5	5	5				
Liquor Laws									
Drunkenness									
Disorderly Conduct			1	1	1				
Vagrancy									
All Other Offenses (Except Traffic)	17	3	95	115	105	13			
Curfew and Loitering	1	1	2	4					
Runaways	8	1		9	9				
TOTAL	34	7	151	192	182	17			
	1	1	6	8					

Upper figure represents Male totals  
Lower figure represents Female totals

AGENCY: EASTON P.D.  
 POPULATION: 6,200

OFFENSES KNOWN TO THE POLICE - 1978

CLASSIFICATION OF OFFENSES	OFFENSES	CLEARED	VALUE OF PROPERTY STOLEN
<b>CRIMINAL HOMICIDE</b>	0	0	\$ .00
Murder & Nonnegligent Manslaughter	0	0	\$ .00
Manslaughter by Negligence	0	0	\$ .00
<b>FORCIBLE RAPE</b>	0	0	\$ .00
Rape by Force	0	0	\$ .00
Attempts to Commit Forcible Rape	0	0	\$ .00
<b>ROBBERY</b>	1		\$ 1,120.00
Armed Robbery	1		
Strong-Arm Robbery	-		
Highway (Streets, Alleys, Etc.)	-		
Commercial House (Except C.D.F.)	-		
Gas or Service Station	-		
Chain Store	-		
Residence (Anywhere on Premises)	1		\$ 1,120.00
Bank	-		
Miscellaneous	-		
<b>ASSAULT</b>	5	2	
Firearm	1	2	
Knife or Cutting Instrument	-		
Other Dangerous Weapon	-		
Hands, Fists, Feet, Etc. (Aggravated)	2		
Simple Assaults (Not Aggravated)	2		
<b>BURGLARY</b>	42	6	\$ 34,445.36
Forcible Entry	26	4	
Unlawful Entry-No Force	13	2	
Attempted Forcible Entry	3	-	
Residence-Night (6 P.M.-6 A.M.)	17		\$ 8,199.00
Residence-Day (6 A.M.-6 P.M.)	18		24,146.36
Residence-Unknown	4		2,040.00
Non-Residence-Night (6 P.M.-6 A.M.)	2		20.00
Non-Residence-Day (6 A.M.-6 P.M.)	1		\$ 40.00
Non-Residence-Unknown	-		
<b>LARCENY</b>	128	1	\$ 36,813.65
\$200 and Over	43		\$ 31,959.65
\$50 to \$200	37		3,933.00
Under \$50	48		\$ 921.00
Pocket-picking (a)	-		
Purse-snatching (b)	1		\$ 20.00
Shoplifting (c)	-		
From Motor Vehicles (Except e) (d)	31		6,088.00
Motor Vehicle Parts & Accessories (e)	18		5,355.00
Bicycles (f)	6		640.00
From Building (Except c & h) (g)	25		11,894.65
From Any Coin-operated Machines (h)	-		
All Other (i)	47		\$ 12,816.00
<b>MOTOR VEHICLE THEFT</b>	7	1	\$ 7,976.00
Autos	5	1	
Trucks & Buses	1		
Other Vehicles	1		
<b>GRAND TOTAL:</b>	183	10	\$ 80,355.01

AGE, SEX AND RACE OF PERSONS ARRESTED  
 Including those released without having been formally charged

CLASSIFICATION OF OFFENSES	AGE		OVER 18	TOTAL	WHITE	NEGRO	INDIAN	ORIENTAL	ALL OTHER
	UNDER 16	16-17							
<b>MURDER</b>									
MANSLAUGHTER BY NEGLIGENCE		1		1	1				
<b>FORCIBLE RAPE TOTAL</b>									
<b>ROBBERY TOTAL</b>									
<b>ASSAULT TOTAL</b>			3	3					
<b>BURGLARY TOTAL</b>	2	2	2	6	3				
<b>LARCENY-THEFT (EXCEPT AUTO)</b>	1			1	6				
<b>AUTO THEFT</b>			2	2	1				
Simple Assaults			1	1	2				
Arson					1				
Forgery and Counterfeiting									
Fraud			1	1	1				
Embezzlement									
Stolen Property; Buying, Receiving, Possessing									
Vandalism		3	5	8	8				
Weapons; Carrying, Possessing, etc.	3	1	5	9	9				
Prostitution and Commercialized Vice									
<b>Sex Offenses</b>									
Narcotic Drug Laws		1	2	3	3				
Gambling									
Offenses Against the Family and Children									
<b>Driving Under the Influence</b>									
<b>Liquor Laws</b>									
<b>Drunkenness</b>									
Disorderly Conduct	6	8	7	21	23				
Vagrancy			1	2					
All Other Offenses (Except Traffic)	1	6	21	28	29				
Curfew and Loitering			1	1					
Runaways									
<b>TOTAL</b>	13	22	49	84	87				
	0	1	2	3					

Upper figure represents Male totals  
 Lower figure represents Female totals

AGENCY: ENFIELD P.D.  
POPULATION: 45,300

OFFENSES KNOWN TO THE POLICE - 1978

CLASSIFICATION OF OFFENSES	OFFENSES	CLEARED	VALUE OF PROPERTY STOLEN
<b>CRIMINAL HOMICIDE</b>	0	0	\$ .00
Murder & Nonnegligent Manslaughter	0	0	\$ .00
Manslaughter by Negligence	0	0	\$ .00
<b>FORCIBLE RAPE</b>	2	2	\$ .00
Rape by Force	2	2	\$ .00
Attempts to Commit Forcible Rape	0	0	\$ .00
<b>ROBBERY</b>	25	9	\$ 5,750.07
Armed Robbery	10	2	
Strong-Arm Robbery	15	7	
Highway (Streets, Alleys, Etc.)	13		\$ 1,960.37
Commercial House (Except C.D.F.)	1		28.00
Gas or Service Station	4		336.70
Chain Store	6		3,425.00
Residence (Anywhere on Premises)	-		.00
Bank	-		.00
Miscellaneous	1		\$ .00
<b>ASSAULT</b>	89	65	
Firearm	2	2	
Knife or Cutting Instrument	10	7	
Other Dangerous Weapon	6	5	
Hands, Fists, Feet, Etc. (Aggravated)	10	8	
Simple Assaults (Not Aggravated)	61	43	
<b>BURGLARY</b>	585	87	\$ 149,123.57
Forcible Entry	419	68	
Unlawful Entry-No Force	116	15	
Attempted Forcible Entry	50	4	
Residence-Night (6 P.M.-6 A.M.)	166		\$ 36,956.82
Residence-Day (6 A.M.-6 P.M.)	137		33,557.21
Residence-Unknown	106		27,666.17
Non-Residence-Night (6 P.M.-6 A.M.)	132		42,155.57
Non-Residence-Day (6 A.M.-6 P.M.)	4		500.80
Non-Residence-Unknown	40		\$ 8,287.00
<b>LARCENY</b>	1,252	302	\$ 156,717.26
\$200 and Over	181		\$ 96,560.68
\$50 to \$200	529		50,351.04
Under \$50	542		\$ 9,805.54
Pocket-picking (a)	14		\$ 408.00
Purse-snatching (b)	12		374.00
Shoplifting (c)	245		14,523.09
From Motor Vehicles (Except e) (d)	163		29,385.53
Motor Vehicle Parts & Accessories (e)	320		34,658.65
Bicycles (f)	223		17,771.05
From Building (Except c & h) (g)	59		18,701.59
From Any Coin-operated Machines (h)	1		12.00
All Other (i)	215		\$ 40,883.35
<b>MOTOR VEHICLE THEFT</b>	277	25	\$ 532,937.15
Autos	225	17	
Trucks & Buses	23	1	
Other Vehicles	29	7	
<b>GRAND TOTAL:</b>	2,230	490	\$ 844,528.05

AGE, SEX AND RACE OF PERSONS ARRESTED  
Including those released without having been formally charged

CLASSIFICATION OF OFFENSES	AGE			TOTAL	SEX AND RACE				
	UNDER 16	16-17	OVER 18		WHITE	NEGRO	INDIAN	ORIENTAL	ALL OTHER
<b>MURDER</b>									
<b>MANSLAUGHTER BY NEGLIGENCE</b>									
<b>FORCIBLE RAPE TOTAL</b>			2	2	1			1	
<b>ROBBERY TOTAL</b>	4	5	14	23					
<b>ASSAULT TOTAL</b>	2	8	20	30	20	4			
<b>BURGLARY TOTAL</b>	83	27	32	142	30				
<b>LARCENY-THEFT (EXCEPT AUTO)</b>	16	1	17	34	153	6			
<b>AUTO THEFT</b>	60	53	89	202					
Simple Assaults	51	34	75	160	329	33			
Arson	13	11	11	35					
Forgery and Counterfeiting	7	7	18	32	30	7			
Fraud	3	3	4	10	39	3			
Embezzlement	3		2	5	5				
Stolen Property; Buying, Receiving, Possessing		1	19	20	12	13			
Vandalism			5	5					
Weapons; Carrying, Possessing, etc.			17	17					
Prostitution and Commercialized Vice			12	12	26	3			
Sex Offenses	1	1	10	12					
Narcotic Drug Laws	1	1	1	3	13				
Gambling	21	26	55	102					
Offenses Against the Family and Children	1	3	5	9	109	2			
Driving Under the Influence			1	1					
Liquor Laws			3	3					
Drunkenness			90	90					
Disorderly Conduct	1	4	14	19	105	3			
Vagrancy			1	1					
All Other Offenses (Except Traffic)			3	3					
Curfew and Loitering			1	1					
Runaways	40			40					
<b>TOTAL</b>	386	244	657	1287	1530	102		1	
	148	62	136	346					

Upper figure represents Male totals  
Lower figure represents Female totals

\*\*AGENCY: FAIRFIELD P.D.  
POPULATION: 59,000

OFFENSES KNOWN TO THE POLICE - 1978

CLASSIFICATION OF OFFENSES	OFFENSES	CLEARED	VALUE OF PROPERTY STOLEN
CRIMINAL HOMICIDE	2	1	\$ .00
Murder & Nonnegligent Manslaughter	1	1	\$ .00
Manslaughter by Negligence	1	0	\$ .00
FORCIBLE RAPE	3	0	\$ .00
Rape by Force	3	0	\$ .00
Attempts to Commit Forcible Rape	0	0	\$ .00
ROBBERY	22	5	\$ 19,078.00
Armed Robbery	16	4	
Strong-Arm Robbery	6	1	
Highway (Streets, Alleys, Etc.)	8		\$ 5,227.00
Commercial House (Except C.D.F.)	6		1,216.00
Gas or Service Station	4		310.00
Chain Store	2		325.00
Residence (Anywhere on Premises)	2		\$ 12,000.00
Bank	-		
Miscellaneous	-		
ASSAULT	29	38	
Firearm	1	-	
Knife or Cutting Instrument	1	2	
Other Dangerous Weapon	6	7	
Hands, Fists, Feet, Etc. (Aggravated)	9	8	
Simple Assaults (Not Aggravated)	12	21	
	490	57	\$ 166,418.00
BURGLARY	257	56	
Forcible Entry	166	1	
Unlawful Entry-No Force	67	-	
Attempted Forcible Entry	23		\$ 26,742.00
Residence-Night (6 P.M.-6 A.M.)	87		69,281.00
Residence-Day (6 A.M.-6 P.M.)	101		18,686.00
Residence-Unknown	78		38,265.00
Non-Residence-Night (6 P.M.-6 A.M.)	142		4,086.00
Non-Residence-Day (6 A.M.-6 P.M.)	29		\$ 9,358.00
Non-Residence-Unknown	53		\$ 211,088.00
LARCENY	1,107	320	\$ 155,095.00
\$200 and Over	230		45,211.00
\$50 to \$200	399		\$ 10,782.00
Under \$50	478		\$ 1,159.00
Pocket-picking (a)	9		570.00
Purse-snatching (b)	8		8,947.00
Shoplifting (c)	240		29,027.00
From Motor Vehicles (Except e) (d)	115		32,299.00
Motor Vehicle Parts & Accessories(e)	208		23,909.00
Bicycles (f)	188		59,894.00
From Building (Except c & h) (g)	120		75.00
From Any Coin-operated Machines (h)	3		\$ 55,208.00
All Other (i)	216	17	\$ 594,195.00
MOTOR VEHICLE THEFT	244	17	
Autos	219	17	
Trucks & Buses	11	-	
Other Vehicles	14	-	
GRAND TOTAL:	1,897	438	\$ 990,779.00

\*\*REFER TO PAGE 200

AGE, SEX AND RACE OF PERSONS ARRESTED

Including those released without having been formally charged

CLASSIFICATION OF OFFENSES	AGE			TOTAL	WHITE	NEGRO	INDIAN	ORIENTAL	ALL OTHER
	UNDER 16	16-17	OVER 18						
MURDER		1	1	2					
MANSLAUGHTER BY NEGLIGENCE					2				
FORCIBLE RAPE TOTAL		2	4	6					
ROBBERY TOTAL		1	7	8	5	1			
ASSAULT TOTAL					7	1			
BURGLARY TOTAL	14	15	21	50	42	9			
LARCENY-THEFT (EXCEPT AUTO)	87	16	110	213	286	70			
AUTO THEFT	38	13	92	143					
Simple Assaults		8	12	20	14	6			
Arson	2	5	18	25					
Forgery and Counterfeiting	1	1	6	8	31	2			
Fraud			1	1					
Embezzlement			2	2					
Stolen Property; Buying, Receiving, Possessing	10	26	26	62	2				
Vandalism			1	1	62	1			
Weapons; Carrying, Possessing, etc.		4	22	26					
Prostitution and Commercialized Vice			1	1					
Sex Offenses		1	9	10	1				
Narcotic Drug Laws	4	8	26	38	10				
Gambling		1	2	3	40	1			
Offenses Against the Family and Children									
Driving Under the Influence		2	20	22					
Liquor Laws	5	3	5	13	27	1			
Drunkenness		2	2	4	17				
Disorderly Conduct	3	18	46	67					
Vagrancy			1	1	66	2			
All Other Offenses (Except Traffic)	18	35	215	268					
Curfew and Loitering	6	7	74	87	343	12			
Runaways		2		2					
TOTAL	147	151	552	850	1,005	110			
	53	24	188	265					

Upper figure represents Male totals  
Lower figure represents Female totals

AGENCY: FARMINGTON P.D.  
Population: 16,100

OFFENSES KNOWN TO THE POLICE - 1978

CLASSIFICATION OF OFFENSES	OFFENSES	CLEARED	VALUE OF PROPERTY STOLEN
CRIMINAL HOMICIDE	0	0	\$ .00
Murder & Nonnegligent Manslaughter	0	0	\$ .00
Manslaughter by Negligence	0	0	\$ .00
FORCIBLE RAPE	3	1	\$ .00
Rape by Force	3	1	\$ .00
Attempts to Commit Forcible Rape	0	0	\$ .00
ROBBERY	15	4	\$ 1,937.00
Armed Robbery	11	3	
Strong-Arm Robbery	4	1	
Highway (Streets, Alleys, Etc.)	4		\$ 140.00
Commercial House (Except C.D.F.)	-		.00
Gas or Service Station	6		1,006.00
Chain Store	2		268.00
Residence (Anywhere on Premises)	1		500.00
Bank	-		.00
Miscellaneous	2		\$ 23.00
ASSAULT	20	12	\$
Firearm	1	-	
Knife or Cutting Instrument	2	1	
Other Dangerous Weapon	1	1	
Hands, Fists, Feet, Etc. (Aggravated)	9	4	
Simple Assaults (Not Aggravated)	7	6	
BURGLARY	196	10	\$ 272,694.00
Forcible Entry	96	5	
Unlawful Entry-No Force	63	5	
Attempted Forcible Entry	37	-	
Residence-Night (6 P.M.-6 A.M.)	40		\$ 14,354.00
Residence-Day (6 A.M.-6 P.M.)	35		18,151.00
Residence-Unknown	31		214,099.00
Non-Residence-Night (6 P.M.-6 A.M.)	41		12,952.00
Non-Residence-Day (6 A.M.-6 P.M.)	14		3,049.00
Non-Residence-Unknown	35		\$ 10,089.00
LARCENY	450	119	\$ 110,729.00
\$200 and Over	101		\$ 89,283.00
\$50 to \$200	172		17,695.00
Under \$50	177		\$ 3,751.00
Pocket-picking (a)	9		\$ 679.00
Purse-snatching (b)	4		251.00
Shoplifting (c)	130		13,326.00
From Motor Vehicles (Except e) (d)	87		14,062.00
Motor Vehicle Parts & Accessories (e)	64		9,506.00
Bicycles (f)	41		5,143.00
From Building (Except c & h) (g)	42		44,624.00
From Any Coin-operated Machines (h)	7		2,637.00
All Other (i)	66		\$ 20,501.00
MOTOR VEHICLE THEFT	128	3	\$ 228,311.00
Autos	114	2	\$
Trucks & Buses	3	-	
Other Vehicles	11	1	
GRAND TOTAL:	812	149	\$ 613,671.00

AGE, SEX AND RACE OF PERSONS ARRESTED  
Including those released without having been formally charged

CLASSIFICATION OF OFFENSES	UNDER 16	16-17	OVER 18	TOTAL	WHITE	NEGRO	INDIAN	ORIENTAL	ALL OTHER
MURDER									
MANSLAUGHTER BY NEGLIGENCE									
FORCIBLE RAPE TOTAL			2	2	2				
ROBBERY TOTAL	1	1	3	5	3	2			
ASSAULT TOTAL			6	6	5	2			
BURGLARY TOTAL	4	3	16	23	25				
LARCENY-THEFT (EXCEPT AUTO)	2	15	80	119					
AUTO THEFT	1	8	49	58	130	47			
Simple Assaults	2	1		3	1	2			
Arson	1	2	5	8					
Forgery and Counterfeiting		2		2	10				
Fraud			12	12	8	6			
Embezzlement			4	4	9	1			
Stolen Property; Buying, Receiving, Possessing	1		1	2	2				
Vandalism	3	3	3	9	9				
Weapons; Carrying, Possessing, etc.	1	2	5	8	9	1			
Prostitution and Commercialized Vice		2		2					
Sex Offenses			2	2	2				
Narcotic Drug Laws	2	3	8	13	14				
Gambling	1			1					
Offenses Against the Family and Children			1	1	1				
Driving Under the Influence			35	35	37		1		
Liquor Laws		3	2	5	6				
Drunkenness		2	1	3	2				
Disorderly Conduct	1	8	34	43	44	2			
Vagrancy			3	3					
All Other Offenses (Except Traffic)		2	24	26	29	3			
Curfew and Loitering	1	1	5	6	1				
Runaways					1				
TOTAL	41	45	243	329	349	66	1		
	4	13	70	87					

Upper figure represents Male totals  
Lower figure represents Female totals

AGENCY: GLASTONBURY P.D.  
POPULATION: 23,800

OFFENSES KNOWN TO THE POLICE - 1978

CLASSIFICATION OF OFFENSES	OFFENSES	CLEARED	VALUE OF PROPERTY STOLEN
CRIMINAL HOMICIDE	0	0	\$ .00
Murder & Nonnegligent Manslaughter	0	0	\$ .00
Manslaughter by Negligence	0	0	\$ .00
FORCIBLE RAPE	3	0	\$ .00
Rape by Force	2	0	\$ .00
Attempts to Commit Forcible Rape	1	0	\$ .00
ROBBERY	1	1	\$ 40.00
Armed Robbery	0	0	
Strong-Arm Robbery	1	1	
Highway (Streets, Alleys, Etc.)	-	-	
Commercial House (Except C.D.F.)	-	-	
Gas or Service Station	-	-	
Chain Store	-	-	
Residence (Anywhere on Premises)	-	-	
Bank	1		\$ 40.00
Miscellaneous	1		
ASSAULT	15	7	
Firearm	-	-	
Knife or Cutting Instrument	2	2	
Other Dangerous Weapon	2	-	
Hands, Fists, Feet, Etc. (Aggravated)	3	1	
Simple Assaults (Not Aggravated)	8	4	
BURGLARY	206	40	\$ 91,331.71
Forcible Entry	124	27	
Unlawful Entry-No Force	56	11	
Attempted Forcible Entry	26	2	
Residence-Night (6 P.M.-6 A.M.)	28		\$ 6,992.80
Residence-Day (6 A.M.-6 P.M.)	44		16,083.74
Residence-Unknown	50		43,844.00
Non-Residence-Night (6 P.M.-6 A.M.)	34		14,339.01
Non-Residence-Day (6 A.M.-6 P.M.)	19		2,375.66
Non-Residence-Unknown	31		\$ 7,696.50
LARCENY	665	76	\$ 91,920.84
\$200 and Over	110		\$ 64,528.48
\$50 to \$200	223		22,063.54
Under \$50	332		\$ 5,328.82
Pocket-picking (a)	3		\$ 85.00
Purse-snatching (b)	1		.00
Shoplifting (c)	23		1,718.34
From Motor Vehicles (Except e) (d)	131		18,945.72
Motor Vehicle Parts & Accessories(e)	56		6,044.96
Bicycles (f)	108		10,344.35
From Building (Except c & h) (g)	105		22,132.24
From Any Coin-operated Machines (h)	4		34.10
All Other (i)	234		\$ 32,616.13
MOTOR VEHICLE THEFT	62	16	\$ 91,614.00
Autos	27	11	
Trucks & Buses	11	2	
Other Vehicles	24	3	
GRAND TOTAL:	952	140	\$ 274,906.55

AGE, SEX AND RACE OF PERSONS ARRESTED

Including those released without having been formally charged

CLASSIFICATION OF OFFENSES	UNDER 16	16-17	OVER 18	TOTAL	WHITE	NEGRO	INDIAN	ORIENTAL	ALL OTHER
MURDER									
MANSLAUGHTER BY NEGLIGENCE									
FORCIBLE RAPE TOTAL			1	1					
ROBBERY TOTAL			1	1	1				
ASSAULT TOTAL		1	2	3					2
BURGLARY TOTAL	38	5	17	60					
LARCENY-THEFT (EXCEPT AUTO)	1	15	28	44	60	2			
AUTO THEFT	82	2	9	93	132	7			
Simple Assaults	3			3					
Arson	16			16					
Forgery and Counterfeiting	1			1	17				
Fraud	7		12	19					
Embezzlement	2		1	3	22				
Stolen Property; Buying, Receiving, Possessing					1				
Vandalism									
Weapons; Carrying, Possessing, etc.	26	2		28	2				
Prostitution and Commercialized Vice	4			4	32				
Sex Offenses	4		2	6	6				
Narcotic Drug Laws			10	10					
Gambling			4	4	14				
Offenses Against the Family and Children	1	1	5	7	7				
Driving Under the Influence	10	1	9	20					
Liquor Laws									
Drunkennes	3			3					
Disorderly Conduct									
Vagrancy									
All Other Offenses (Except Traffic)	31	3	35	69					
Curfew and Loitering	5		5	10	74	5			
Runaways									
TOTAL	25	25	25	75	50				
	323	51	235	609					
	54	4	32	90	676	21			2

Upper figure represents Male totals  
Lower figure represents Female totals

AGENCY: GRANBY P.D.  
POPULATION: 7,100

OFFENSES KNOWN TO THE POLICE - 1978

CLASSIFICATION OF OFFENSES	OFFENSES	CLEARED	VALUE OF PROPERTY STOLEN
CRIMINAL HOMICIDE	0	0	\$ .00
Murder & Nonnegligent Manslaughter	0	0	\$ .00
Manslaughter by Negligence	0	0	\$ .00
FORCIBLE RAPE	1	1	\$ .00
Rape by Force	1	1	\$ .00
Attempts to Commit Forcible Rape	0	0	\$ .00
ROBBERY	1	0	\$ 757.00
Armed Robbery	1		
Strong-Arm Robbery	-		
Highway (Streets, Alleys, Etc.)	-		
Commercial House (Except C.D.F.)	-		
Gas or Service Station	1		\$ 757.00
Chain Store	-		
Residence (Anywhere on Premises)	-		
Bank	-		
Miscellaneous	-		
ASSAULT	3	2	
Firearm	-	-	
Knife or Cutting Instrument	-	-	
Other Dangerous Weapon	-	-	
Hands, Fists, Feet, Etc. (Aggravated)	1	1	
Simple Assaults (Not Aggravated)	2	1	
BURGLARY	59	10	\$ 34,074.00
Forcible Entry	49	6	
Unlawful Entry-No Force	1	1	
Attempted Forcible Entry	9	3	
Residence-Night (6 P.M.-6 A.M.)	5		\$ 450.00
Residence-Day (6 A.M.-6 P.M.)	30		29,718.00
Residence-Unknown	3		150.00
Non-Residence-Night (6 P.M.-6 A.M.)	20		3,456.00
Non-Residence-Day (6 A.M.-6 P.M.)	-		
Non-Residence-Unknown	1		\$ 300.00
LARCENY	65	6	\$ 24,408.25
\$200 and Over	16		\$ 20,953.35
\$50 to \$200	29		2,973.95
Under \$50	20		\$ 480.95
Pocket-picking (a)	-		
Purse-snatching (b)	3		\$ 140.00
Shoplifting (c)	1		10.00
From Motor Vehicles (Except e) (d)	4		580.00
Motor Vehicle Parts & Accessories (e)	9		1,037.30
Bicycles (f)	3		270.00
From Building (Except c & h) (g)	17		18,601.00
From Any Coin-operated Machines (h)	2		100.00
All Other (i)	26		\$ 3,669.95
MOTOR VEHICLE THEFT	6	4	\$ 8,300.00
Autos	5	4	
Trucks & Buses	1	-	
Other Vehicles	-	-	
GRAND TOTAL:	135	23	\$ 67,539.25

AGE, SEX AND RACE OF PERSONS ARRESTED

Including those released without having been formally charged

CLASSIFICATION OF OFFENSES	UNDER 16	16-17	OVER 18	TOTAL	WHITE	NEGRO	INDIAN	ORIENTAL	ALL OTHER
MURDER									
MANSLAUGHTER BY NEGLIGENCE			1	1	1				
FORCIBLE RAPE TOTAL			1	1	1				
ROBBERY TOTAL									
ASSAULT TOTAL									
BURGLARY TOTAL	5	5	6	16	14				2
LARCENY-THEFT (EXCEPT AUTO)		1	5	6	8				
AUTO THEFT									
Simple Assaults			4	4	3	1			
Arson									
Forgery and Counterfeiting			1	1	1				
Fraud			4	4	4				
Embezzlement									
Stolen Property; Buying, Receiving, Possessing									
Vandalism									
Weapons; Carrying, Possessing, etc.			2	2	2				
Prostitution and Commercialized Vice									
Sex Offenses			1	1	1				
Narcotic Drug Laws			5	5	5				
Gambling									
Offenses Against the Family and Children									
Driving Under the Influence			5	5	6				
Liquor Laws									
Drunkennes									
Disorderly Conduct		3	10	13	15				
Vagrancy			2	2					
All Other Offenses (Except Traffic)	3	3	3	9	9				
Curfew and Loitering									
Runaways	2	1		3	5				
TOTAL	10	13	47	70	75	1			2

Upper figure represents Male totals  
Lower figure represents Female totals



AGENCY: GREENWICH P.D.  
POPULATION: 63,800

OFFENSES KNOWN TO THE POLICE - 1978

CLASSIFICATION OF OFFENSES	OFFENSES	CLEARED	VALUE OF PROPERTY STOLEN
CRIMINAL HOMICIDE	1	1	\$ .00
Murder & Nonnegligent Manslaughter	1	1	\$ .00
Manslaughter by Negligence	0	0	\$ .00
FORCIBLE RAPE	2	1	\$ .00
Rape by Force	2	1	\$ .00
Attempts to Commit Forcible Rape	0	0	\$ .00
ROBBERY	16	5	\$ 8,029.24
Armed Robbery	9	2	
Strong-Arm Robbery	7	3	
Highway (Streets, Alleys, Etc.)	7		\$ 3,159.44
Commercial House (Except C.D.F.)	5		4,450.00
Gas or Service Station	1		205.80
Chain Store	2		54.00
Residence (Anywhere on Premises)	1		\$ 160.00
Bank	-		
Miscellaneous	-		
ASSAULT	39	26	
Firearm	4	3	
Knife or Cutting Instrument	2	1	
Other Dangerous Weapon	9	4	
Hands, Fists, Feet, Etc. (Aggravated)	24	18	
Simple Assaults (Not Aggravated)	-	-	
BURGLARY	591	52	\$ 503,329.54
Forcible Entry	434	30	
Unlawful Entry-No Force	142	22	
Attempted Forcible Entry	15	-	
Residence-Night (6 P.M.-6 A.M.)	129		\$ 155,339.00
Residence-Day (6 A.M.-6 P.M.)	200		223,614.64
Residence-Unknown	1		3,540.00
Non-Residence-Night (6 P.M.-6 A.M.)	239		113,013.40
Non-Residence-Day (6 A.M.-6 P.M.)	22		\$ 7,822.50
Non-Residence-Unknown	-		
LARCENY	1,270	123	\$ 447,621.21
\$200 and Over	328		\$ 388,455.45
\$50 to \$200	473		48,171.75
Under \$50	469		\$ 10,994.01
Pocket-picking (a)	-		\$ 50.00
Purse-snatching (b)	2		
Shoplifting (c)	35		2,480.15
From Motor Vehicles (Except e) (d)	248		38,834.75
Motor Vehicle Parts & Accessories(e)	191		20,973.30
Bicycles (f)	158		17,249.50
From Building (Except c & h) (g)	341		309,486.66
From Any Coin-operated Machines (h)	2		380.00
All Other (i)	293		\$ 58,166.85
MOTOR VEHICLE THEFT	198	24	\$ 389,905.00
Autos	179	22	
Trucks & Buses	11	1	
Other Vehicles	8	1	
GRAND TOTAL:	2,117	232	\$1,348,884.99

AGE, SEX AND RACE OF PERSONS ARRESTED

Including those released without having been formally charged

CLASSIFICATION OF OFFENSES	UNDER 16	16-17	OVER 18	TOTAL	WHITE	NEGRO	INDIAN	ORIENTAL	ALL OTHER
MURDER	1			1	1				
MANSLAUGHTER BY NEGLIGENCE									
FORCIBLE RAPE TOTAL		1	1	2	1	1			
ROBBERY TOTAL	2		2	4	2	2			
ASSAULT TOTAL	1	5	22	28	2	1			
BURGLARY TOTAL	21	13	2	57	29	1			
LARCENY-THEFT (EXCEPT AUTO)	1	6	2	9	50	14			2
AUTO THEFT	59	25	56	140	110	54			
Simple Assaults	18	8	7	33	28	8			
Arson	3		1	4	1				
Forgery and Counterfeiting	1		2	3	2	1			
Fraud			8	8	8	2			
Embezzlement			2	2	8	2			
Stolen Property; Buying, Receiving, Possessing			2	2	2	2			
Vandalism			1	1	1				
Weapons; Carrying, Possessing, etc.	1			1	1				
Prostitution and Commercialized Vice	69	13	21	103	103	10			
Sex Offenses	10			10	27	12			
Narcotic Drug Laws	14	3	22	39	1				
Gambling			1	1	1				
Offenses Against the Family and Children	3	2	8	13	5	8			
Driving Under the Influence	34	17	31	82	88	13			
Liquor Laws	9	8	2	19					
Drunkenness			33	33					
Disorderly Conduct	2		3	5	32	2			
Vagrancy	1			1	6				
All Other Offenses (Except Traffic)	2			2	2				
Curfew and Loitering	53	17	178	248	209	74			
Runaways	3	4	28	35					
TOTAL	331	131	506	968	879	252			2
	73	25	68	166					

Upper figures represents Male totals  
Lower figure represents Female totals

AGENCY: GROTON (CITY) P.D.  
 POPULATION: 10,000

OFFENSES KNOWN TO THE POLICE - 1978

CLASSIFICATION OF OFFENSES	OFFENSES	CLEARED	VALUE OF PROPERTY STOLEN
CRIMINAL HOMICIDE	0	0	\$ .00
Murder & Nonnegligent Manslaughter	0	0	\$ .00
Manslaughter by Negligence	0	0	\$ .00
FORCIBLE RAPE	1	1	\$ .00
Rape by Force	1	1	\$ .00
Attempts to Commit Forcible Rape	0	0	\$ .00
ROBBERY	4	2	\$ 1,138.00
Armed Robbery	2	1	
Strong-Arm Robbery	2	1	
Highway (Streets, Alleys, Etc.)	1		\$ 20.00
Commercial House (Except C.D.F.)	2		1,068.00
Gas or Service Station	-		
Chain Store	-		
Residence (Anywhere on Premises)	-		
Bank	-		
Miscellaneous	1		\$ 50.00
ASSAULT	36	33	
Firearm	2	2	
Knife or Cutting Instrument	6	6	
Other Dangerous Weapon	2	2	
Hands, Fists, Feet, Etc. (Aggravated)	8	6	
Simple Assaults (Not Aggravated)	18	17	
BURGLARY	110	37	\$ 38,960.00
Forcible Entry	56	23	
Unlawful Entry-No Force	44	12	
Attempted Forcible Entry	10	2	
Residence-Night (6 P.M.-6 A.M.)	34		\$ 8,907.00
Residence-Day (6 A.M.-6 P.M.)	29		21,137.00
Residence-Unknown	16		5,404.00
Non-Residence-Night (6 P.M.-6 A.M.)	22		1,687.00
Non-Residence-Day (6 A.M.-6 P.M.)	3		200.00
Non-Residence-Unknown	6		\$ 1,625.00
LARCENY	290	36	\$ 56,766.00
\$200 and Over	54		\$ 41,284.00
\$50 to \$200	134		13,483.00
Under \$50	102		\$ 1,999.00
Pocket-picking (a)	2		\$ 215.00
Purse-snatching (b)	-		
Shoplifting (c)	3		90.00
From Motor Vehicles (Except e) (d)	73		9,907.00
Motor Vehicle Parts & Accessories (e)	77		7,849.00
Bicycles (f)	50		5,015.00
From Building (Except c & h) (g)	26		6,948.00
From Any Coin-operated Machines (h)	3		472.00
All Other (i)	56		\$ 26,270.00
MOTOR VEHICLE THEFT	49	14	\$ 88,350.00
Autos	33	12	
Trucks & Buses	1	1	
Other Vehicles	15	1	
GRAND TOTAL:	490	123	\$ 185,214.00

AGE, SEX AND RACE OF PERSONS ARRESTED

Including those released without having been formally charged

CLASSIFICATION OF OFFENSES	AGE			TOTAL	SEX AND RACE					
	UNDER 16	16-17	OVER 18		WHITE	NEGRO	INDIAN	ORIENTAL	ALL OTHER	
MURDER										
MANSLAUGHTER BY NEGLIGENCE										
FORCIBLE RAPE TOTAL			1	1						
ROBBERY TOTAL		3	1	4		1				
ASSAULT TOTAL	2	1	13	16						
BURGLARY TOTAL	7	3	8	18						
LARCENY-THEFT (EXCEPT AUTO)	15	3	18	36						
AUTO THEFT	1		3	4						
Simple Assaults	7	5	3	15						
Arson	2	1	16	19						
Forgery and Counterfeiting	1		1	2						
Fraud	4		1	5						
Embezzlement										
Stolen Property; Buying, Receiving, Possessing										
Vandalism	4	3	5	12						
Weapons; Carrying, Possessing, etc.			2	2						
Prostitution and Commercialized Vice										
Sex Offenses			1	1						
Narcotic Drug Laws	1	7	51	59						
Gambling			6	6						
Offenses Against the Family and Children			3	3						
Driving Under the Influence			9	9						
Liquor Laws			2	2						
Drunkennes			1	1						
Disorderly Conduct			24	24						
Vagrancy	10	8	90	108						
All Other Offenses (Except Traffic)	1	3	14	18						
Curfew and Loitering										
Runaways	1			1						
TOTAL	54	35	252	341						
	4	3	37	44						

Upper figures represent Male totals  
 Lower figures represent Female totals

AGENCY: GROTON LONG POINT P.D.  
POPULATION: 1,000

OFFENSES KNOWN TO THE POLICE - 1978

CLASSIFICATION OF OFFENSES	OFFENSES	CLEARED	VALUE OF PROPERTY STOLEN
CRIMINAL HOMICIDE	0	0	\$ .00
Murder & Nonnegligent Manslaughter	0	0	\$ .00
Manslaughter by Negligence	0	0	\$ .00
FORCIBLE RAPE	0	0	\$ .00
Rape by Force	0	0	\$ .00
Attempts to Commit Forcible Rape	-	-	\$ .00
ROBBERY	-	-	
Armed Robbery	-	-	
Strong-Arm Robbery	-	-	
Highway (Streets, Alleys, Etc.)	-	-	
Commercial House (Except C.D.F.)	-	-	
Gas or Service Station	-	-	
Chain Store	-	-	
Residence (Anywhere on Premises)	-	-	
Bank	-	-	
Miscellaneous	-	-	
ASSAULT	-	-	
Firearm	-	-	
Knife or Cutting Instrument	-	-	
Other Dangerous Weapon	-	-	
Hands, Fists, Feet, Etc. (Aggravated)	-	-	
Simple Assaults (Not Aggravated)	12	3	\$ 1,830.00
BURGLARY	9	1	
Forcible Entry	1	-	
Unlawful Entry-No Force	2	2	
Attempted Forcible Entry	7	-	\$ 605.00
Residence-Night (6 P.M.-6 A.M.)	1	-	.00
Residence-Day (6 A.M.-6 P.M.)	4	-	\$ 1,225.00
Residence-Unknown	-	-	
Non-Residence-Night (6 P.M.-6 A.M.)	-	-	
Non-Residence-Day (6 A.M.-6 P.M.)	-	-	
Non-Residence-Unknown	-	-	
LARCENY	11	-	\$ 1,407.50
\$200 and Over	4	-	\$ 1,190.00
\$50 to \$200	3	-	165.00
Under \$50	4	-	\$ 52.50
Pocket-picking (a)	-	-	
Purse-snatching (b)	-	-	
Shoplifting (c)	1	-	\$ 400.00
From Motor Vehicles (Except e) (d)	-	-	
Motor Vehicle Parts & Accessories (e)	3	-	325.00
Bicycles (f)	2	-	100.00
From Building (Except c & h) (g)	3	-	32.50
From Any Coin-operated Machines (h)	-	-	
All Other (i)	2	-	\$ 550.00
MOTOR VEHICLE THEFT	-	-	\$ .00
Autos	-	-	
Trucks & Buses	-	-	
Other Vehicles	-	-	
GRAND TOTAL:	23	3	\$ 3,237.50

AGE, SEX AND RACE OF PERSONS ARRESTED

Including those released without having been formally charged

CLASSIFICATION OF OFFENSES	UNDER		OVER	TOTAL	WHITE	NEGRO	INDIAN	ORIENTAL	ALL
	16	16-17	18						OTHER
MURDER									
MANSLAUGHTER BY NEGLIGENCE									
FORCIBLE RAPE TOTAL									
ROBBERY TOTAL									
ASSAULT TOTAL									
BURGLARY TOTAL			1	1					
LARCENY-THEFT (EXCEPT AUTO)	3			3	1				
AUTO THEFT									
Simple Assaults									
Arson									
Forgery and Counterfeiting									
Fraud									
Embezzlement									
Stolen Property; Buying, Receiving, Possessing	5	4	2	11					
Vandalism	3	3	1	7	18				
Weapons; Carrying, Possessing, etc.									
Prostitution and Commercialized Vice									
Sex Offenses									
Narcotic Drug Laws									
Gambling									
Offenses Against the Family and Children									
Driving Under the Influence									
Liquor Laws									
Drunkness									
Disorderly Conduct			2	2					4
Vagrancy									
All Other Offenses (Except Traffic)									
Curfew and Loitering									
Runaways									
TOTAL	8	4	5	17					
	3	3	3	9	26				

Upper figure represents Male totals  
Lower figure represents Female totals

AGENCY: GROTON (TOWN) P.D.  
 POPULATION: 37,500

OFFENSES KNOWN TO THE POLICE - 1978

CLASSIFICATION OF OFFENSES	OFFENSES	CLEARED	VALUE OF PROPERTY STOLEN
CRIMINAL HOMICIDE	1	1	\$ .00
Murder & Nonnegligent Manslaughter	1	1	\$ .00
Manslaughter by Negligence	0	0	\$ .00
FORCIBLE RAPE	1	1	\$ .00
Rape by Force	1	1	\$ .00
Attempts to Commit Forcible Rape	0	0	\$ .00
ROBBERY	13	6	\$ 4,436.00
Armed Robbery	9	5	
Strong-Arm Robbery	4	1	
Highway (Streets, Alleys, Etc.)	7		\$ 964.00
Commercial House (Except C.D.F.)	-		
Gas or Service Station	-		
Chain Store	5		522.00
Residence (Anywhere on Premises)	-		
Bank	-		
Miscellaneous	1		\$ 2,950.00
ASSAULT	123	113	
Firearm	2	2	
Knife or Cutting Instrument	6	6	
Other Dangerous Weapon	15	13	
Hands, Fists, Feet, Etc. (Aggravated)	53	49	
Simple Assaults (Not Aggravated)	47	43	
BURGLARY	250	80	\$ 53,020.00
Forcible Entry	167	63	
Unlawful Entry-No Force	40	8	
Attempted Forcible Entry	43	9	
Residence-Night (6 P.M.-6 A.M.)	48		\$ 19,253.00
Residence-Day (6 A.M.-6 P.M.)	56		11,967.00
Residence-Unknown	38		4,723.00
Non-Residence-Night (6 P.M.-6 A.M.)	74		9,960.00
Non-Residence-Day (6 A.M.-6 P.M.)	11		1,275.00
Non-Residence-Unknown	23		\$ 5,842.00
LARCENY	754	245	\$ 155,414.00
\$200 and Over	152		\$ 117,735.00
\$50 to \$200	328		32,080.00
Under \$50	274		\$ 5,599.00
Pocket-picking (a)	3		\$ 250.00
Purse-snatching (b)	1		80.00
Shoplifting (c)	145		13,217.00
From Motor Vehicles (Except e) (d)	111		33,225.00
Motor Vehicle Parts & Accessories(e)	85		14,134.00
Bicycles (f)	165		15,290.00
From Building (Except c & h) (g)	136		27,109.00
From Any Coin-operated Machines (h)	-		
All Other (i)	108		\$ 52,109.00
MOTOR VEHICLE THEFT	71	23	\$ 109,210.00
Autos	38	16	
Trucks & Buses	3	-	
Other Vehicles	30	7	
GRAND TOTAL:	1,213	469	\$ 322,080.00

AGE, SEX AND RACE OF PERSONS ARRESTED  
 Including those released without having been formally charged

CLASSIFICATION OF OFFENSES	AGE			TOTAL	SEX AND RACE					
	UNDER 16	16-17	OVER 18		WHITE	NEGRO	INDIAN	ORIENTAL	ALL OTHER	
MURDER										
MANSLAUGHTER BY NEGLIGENCE										
FORCIBLE RAPE TOTAL			1	1						
ROBBERY TOTAL			4	4	1					
ASSAULT TOTAL	1	1	11	13	4					
BURGLARY TOTAL	25	33	37	95	12	1				
LARCENY-THEFT (EXCEPT AUTO)	42	35	83	160	93	2				
AUTO THEFT	22	13	32	67	186	35				6
Simple Assaults	9	4	6	19	21					
Arson	1	2	20	23	22	7				
Forgeru and Counterfeiting	1		5	5	4	1				
Fraud	3		2	5	6	1				
Embezzlement			11	11	16	3				
Stolen Property; Buying, Receiving, Possessing			8	8	6	1				
Vandalism	1	1	4	6	6	1				
Weapons; Carrying, Possessing, etc.	14	8	26	48	5	4				
Prostitution and Commercialized Vice	2	3	4	9	49	4				
Sex Offenses			1	1	4					
Narcotic Drug Laws			17	17	2					
Gambling	11	13	38	62	16	2				
Offenses Against the Family and Children		2	7	9	67	4				
Driving Under the Influence			3	3	4					
Liquor Laws	1	1	157	159	169	10				
Drunkenness			19	20	10					
Disorderly Conduct	1	1	7	9	73	11				1
Vagrancy	20	20	210	250						
All Other Offenses (Except Traffic)	18	6	31	55	267	38				
Curfew and Loitering	22	7	45	74						
Runaways	1	2	8	11						
TOTAL	5	4	5	15	9	1				7
	49	32	116	197	1042	121				

Upper figure represents Male totals  
 Lower figure represents Female totals

AGENCY: GUILFORD P.D.  
POPULATION: 14,900

OFFENSES KNOWN TO THE POLICE - 1978

CLASSIFICATION OF OFFENSES	OFFENSES	CLEARED	VALUE OF PROPERTY STOLEN
<b>CRIMINAL HOMICIDE</b>	0	0	\$ .00
Murder & Nonnegligent Manslaughter	0	0	\$ .00
Manslaughter by Negligence	0	0	\$ .00
<b>FORCIBLE RAPE</b>	2	0	\$ .00
Rape by Force	1	0	\$ .00
Attempts to Commit Forcible Rape	1	0	\$ .00
<b>ROBBERY</b>	8	5	\$ 4,179.00
Armed Robbery	2	1	
Strong-Arm Robbery	6	4	
Highway (Streets, Alleys, Etc.)	7		\$ 4,106.00
Commercial House (Except C.D.F.)	-		
Gas or Service Station	-		
Chain Store	1		\$ 73.00
Residence (Anywhere on Premises)	-		
Bank	-		
Miscellaneous	-		
<b>ASSAULT</b>	34	28	
Firearm	-		
Knife or Cutting Instrument	-		
Other Dangerous Weapon	-		
Hands, Fists, Feet, Etc. (Aggravated)	11	10	
Simple Assaults (Not Aggravated)	23	18	
<b>BURGLARY</b>	242	39	\$ 147,811.00
Forcible Entry	174	29	
Unlawful Entry-No Force	53	9	
Attempted Forcible Entry	15	1	
Residence-Night (6 P.M.-6 A.M.)	48		\$ 25,673.00
Residence-Day (6 A.M.-6 P.M.)	90		75,614.00
Residence-Unknown	47		22,011.00
Non-Residence-Night (6 P.M.-6 A.M.)	44		21,052.00
Non-Residence-Day (6 A.M.-6 P.M.)	4		256.00
Non-Residence-Unknown	9		\$ 3,205.00
<b>LARCENY</b>	514	66	\$ 75,584.35
\$200 and Over	80		\$ 52,878.00
\$50 to \$200	202		18,683.00
Under \$50	232		\$ 4,023.35
Pocket-picking (a)	-		
Purse-snatching (b)	2		\$ 160.00
Shoplifting (c)	62		683.35
From Motor Vehicles (Except e) (d)	82		13,116.00
Motor Vehicle Parts & Accessories (e)	53		7,092.00
Bicycles (f)	44		5,134.00
From Building (Except c & h) (g)	80		13,187.00
From Any Coin-operated Machines (h)	2		50.00
All Other (i)	189		\$ 36,162.00
<b>MOTOR VEHICLE THEFT</b>	38	5	\$ 85,550.00
Autos	32	5	
Trucks & Buses	6	-	
Other Vehicles	-	-	
<b>GRAND TOTAL:</b>	838	143	\$ 313,124.35

AGE, SEX AND RACE OF PERSONS ARRESTED

Including those released without having been formally charged

CLASSIFICATION OF OFFENSES	AGE		OVER 18	TOTAL	WHITE	NEGRO	INDIAN	ORIENTAL	ALL OTHER
	UNDER 16	16-17							
<b>MURDER</b>									
<b>MANSLAUGHTER BY NEGLIGENCE</b>									
<b>FORCIBLE RAPE TOTAL</b>			1	1		1			
<b>ROBBERY TOTAL</b>			2	2	2				
<b>ASSAULT TOTAL</b>		2	5	7	8				
<b>BURGLARY TOTAL</b>	13	6	19	38	39	1			
<b>LARCENY-THEFT (EXCEPT AUTO)</b>	12	24	21	57	77				
<b>AUTO THEFT</b>	5	3	12	20					
<b>Simple Assaults</b>	1	3	4	8	7	1			
<b>Arson</b>	3	3	27	33					
<b>Forgery and Counterfeiting</b>	4	3	2	9	10				
<b>Fraud</b>	1		2	3	3				
<b>Embezzlement</b>		3	6	9					
<b>Stolen Property; Buying, Receiving, Possessing</b>			7	7	16				
<b>Vandalism</b>	15		1	16	23				
<b>Weapons; Carrying, Possessing, etc.</b>	6	13	12	24	132				
<b>Prostitution and Commercialized Vice</b>	6		2	8	3				
<b>Sex Offenses</b>			1	1	1				
<b>Narcotic Drug Laws</b>	25	14	8	47	48				
<b>Gambling</b>			2	2	2				
<b>Offenses Against the Family and Children</b>	5	1		6	14				
<b>Driving Under the Influence</b>	8		25	25	27				
<b>Liquor Laws</b>			2	2					
<b>Drunkenness</b>	11	3	1	15	16				
<b>Disorderly Conduct</b>	1	4	10	97	131				
<b>Vagrancy</b>	83		1	34	5				
<b>All Other Offenses (Except Traffic)</b>	3		2	5	5				
<b>Curfew and Loitering</b>	11		19	30	46	2			
<b>Runaways</b>	18			18					
<b>TOTAL</b>	10	1	11	11	31				
	11	9	20	20					
	296	80	173	549					
	88	14	31	133	677	5			

Upper figure represents Male totals  
Lower figure represents Female totals

AGENCY: HARTFORD P.D.  
 POPULATION: 146,300

Offenses Known to the Police - 1978

CLASSIFICATION OF OFFENSES	OFFENSES	CLEARED	VALUE OF PROPERTY STOLEN
<b>CRIMINAL HOMICIDE</b>	33	30	
Murder & Nonnegligent Manslaughter	33	30	
Manslaughter by Negligence	0	0	
<b>FORCIBLE RAPE</b>	120	67	
Rape by Force	120	67	
Attempts to Commit Forcible Rape	0	0	
<b>ROBBERY</b>	1,560	291	
Armed Robbery	582	139	
Strong-Arm Robbery	978	152	
Highway (Streets, Alleys, Etc.)	1,185		
Commercial House (Except C.D.F.)	115		
Gas or Service Station	23		
Chain Store	-		
Residence (Anywhere on Premises)	166		
Bank	3		
Miscellaneous	68		
<b>ASSAULT</b>	3,141	2,842	
Firearm	91	62	
Knife or Cutting Instrument	262	174	
Other Dangerous Weapon	376	224	
Hands, Fists, Feet, Etc. (Aggravated)	147	117	
Simple Assaults (Not Aggravated)	2,265	2,265	
<b>BURGLARY</b>	4,231	540	
Forcible Entry	3,722	487	
Unlawful Entry-No Force	-	-	
Attempted Forcible Entry	509	53	
Residence-Night (6 P.M.-6 A.M.)	776		
Residence-Day (6 A.M.-6 P.M.)	1,839		
Residence-Unknown	-		
Non-Residence-Night (6 P.M.-6 A.M.)	1,272		
Non-Residence-Day (6 A.M.-6 P.M.)	344		
Non-Residence-Unknown	-		
<b>LARCENY</b>	7,474	1,181	
\$200 and Over	1,538		
\$50 to \$200	2,456		
Under \$50	3,480		
Pocket-picking (a)	211		
Purse-snatching (b)	365		
Shoplifting (c)	920		
From Motor Vehicles (Except e) (d)	2,315		
Motor Vehicle Parts & Accessories (e)	1,016		
Bicycles (f)	586		
From Building (Except c & h) (g)	1,825		
From Any Coin-operated Machines (h)	22		
All Other (i)	214		
<b>MOTOR VEHICLE THEFT</b>	4,300	259	
Autos	4,054	237	
Trucks & Buses	151	7	
Other Vehicles	95	15	
<b>GRAND TOTAL:</b>	20,859	5,210	

f REFER TO PAGE 200

AGE, SEX AND RACE OF PERSONS ARRESTED

Including those released without having been formally charged

CLASSIFICATION OF OFFENSES	AGE			TOTAL	WHITE	NEGRO	INDIAN	ORIENTAL	ALL OTHER
	UNDER 16	16-17	OVER 18						
<b>MURDER</b>	5	2	26	33	16	20			
<b>MANSLAUGHTER BY NEGLIGENCE</b>			3	3					
<b>FORCIBLE RAPE TOTAL</b>	8	4	60	72	25	47			
<b>ROBBERY TOTAL</b>	113	81	218	412	143	292			
<b>ASSAULT TOTAL</b>	63	32	432	527	276	373			
<b>BURGLARY TOTAL</b>	163	125	389	677	377	325			
<b>LARCENY-THEFT (EXCEPT AUTO)</b>	269	126	464	859	608	683			2
<b>AUTO THEFT</b>	102	87	245	434					
Simple Assaults	76	79	121	276	137	154			
Arson	134	111	1355	1600					
Forgery and Counterfeiting	35	17	191	243	909	932			2
Fraud	4	2	20	24	17	10			
Embezzlement		4	98	102					
Stolen Property; Buying, Receiving, Possessing	2	7	48	50	45	107			
Vandalism		3	168	171	133	251			3
Weapons; Carrying, Possessing, etc.			2	2	2	1			
Prostitution and Commercialized Vice	29	28	190	247	148	124			
Sex Offenses	1	7	17	25					
Narcotic Drug Laws	170	38	293	501					
Gambling	5	5	30	40	330	211			
Offenses Against the Family and Children	4	13	123	140					
Driving Under the Influence	1		8	9	68	81			
Liquor Laws	5	2	32	39					
Drunkenness		11	92	103	39	103			
Disorderly Conduct	11	5	65	81	56	29			
Vagrancy	14	39	395	448					
All Other Offenses (Except Traffic)	1	7	57	65	270	243			
Curfew and Loitering	2		30	32					
Runaways			1	1	15	18			
<b>TOTAL</b>	1344	863	6927	9134	5571	5454			16

Upper figure represents Male totals  
 Lower figure represents Female totals

AGENCY: JEWETT CITY P.D.  
POPULATION: 3,800

OFFENSES KNOWN TO THE POLICE - 1978

CLASSIFICATION OF OFFENSES	OFFENSES	CLEARED	VALUE OF PROPERTY STOLEN
<b>CRIMINAL HOMICIDE</b>	0	0	\$ .00
Murder & Nonnegligent Manslaughter	0	0	\$ .00
Manslaughter by Negligence	0	0	\$ .00
<b>FORCIBLE RAPE</b>	0	0	\$ .00
Rape by Force	0	0	\$ .00
Attempts to Commit Forcible Rape	0	0	\$ .00
<b>ROBBERY</b>	0	0	\$ .00
Armed Robbery	-	-	
Strong-Arm Robbery	-	-	
Highway (Streets, Alleys, Etc.)	-	-	
Commercial House (Except C.D.F.)	-	-	
Gas or Service Station	-	-	
Chain Store	-	-	
Residence (Anywhere on Premises)	-	-	
Bank	-	-	
Miscellaneous	-	-	
<b>ASSAULT</b>	1	1	
Firearm	-	-	
Knife or Cutting Instrument	-	-	
Other Dangerous Weapon	-	-	
Hands, Fists, Feet, Etc. (Aggravated)	1	1	
Simple Assaults (Not Aggravated)	-	-	
<b>BURGLARY</b>	19	1	\$ 1,372.75
Forcible Entry	10	1	
Unlawful Entry-No Force	6	-	
Attempted Forcible Entry	3	-	
Residence-Night (6 P.M.-6 A.M.)	5		\$ 350.00
Residence-Day (6 A.M.-6 P.M.)	3		390.00
Residence-Unknown	4		383.90
Non-Residence-Night (6 P.M.-6 A.M.)	4		78.35
Non-Residence-Day (6 A.M.-6 P.M.)	-		.00
Non-Residence-Unknown	3		\$ 170.00
<b>LARCENY</b>	40	2	\$ 4,148.63
\$200 and Over	5		\$ 1,503.00
\$50 to \$200	17		2,154.00
Under \$50	18		\$ 491.63
Pocket-picking (a)	-		
Purse-snatching (b)	-		
Shoplifting (c)	-		
From Motor Vehicles (Except e) (d)	12		\$ 1,265.00
Motor Vehicle Parts & Accessories(e)	4		178.63
Bicycles (f)	8		717.00
From Building (Except c & h) (g)	7		1,338.00
From Any Coin-operated Machines (h)	-		
All Other (i)	9		\$ 650.00
<b>MOTOR VEHICLE THEFT</b>	1	1	\$ 1,700.00
Autos	1	1	
Trucks & Buses	-	-	
Other Vehicles	-	-	
<b>GRAND TOTAL:</b>	61	5	\$ 7,221.38

AGE, SEX AND RACE OF PERSONS ARRESTED  
Including those released without having been formally charged

CLASSIFICATION OF OFFENSES	UNDER		OVER	TOTAL	WHITE	NEGRO	INDIAN	ORIENTAL	ALL OTHER
	16	16-17	18						
<b>MURDER</b>									
<b>MANSLAUGHTER BY NEGLIGENCE</b>									
<b>FORCIBLE RAPE TOTAL</b>									
<b>ROBBERY TOTAL</b>									
<b>ASSAULT TOTAL</b>									
<b>BURGLARY TOTAL</b>		1	2	3	3				
<b>LARCENY-THEFT (EXCEPT AUTO)</b>		4	8	12					
<b>AUTO THEFT</b>		1		1	13				
<b>Simple Assaults</b>			2	2	2				
<b>Arson</b>			3	3	3				
<b>Forgery and Counterfeiting</b>									
<b>Fraud</b>									
<b>Embezzlement</b>									
<b>Stolen Property; Buying, Receiving, Possessing</b>									
<b>Vandalism</b>									
<b>Weapons; Carrying, Possessing, etc.</b>									
<b>Prostitution and Commercialized Vice</b>									
<b>Sex Offenses</b>			2	2	2				
<b>Narcotic Drug Laws</b>		1	4	5	5				
<b>Gambling</b>									
<b>Offenses Against the Family and Children</b>									
<b>Driving Under the Influence</b>									
<b>Liquor Laws</b>									
<b>Drunkenness</b>									
<b>Disorderly Conduct</b>		9	27	36					
<b>Vagrancy</b>		1	2	3	39				
<b>All Other Offenses (Except Traffic)</b>		15	65	80					
<b>Curfew and Loitering</b>		3	9	12	92				
<b>Runaways</b>									
<b>TOTAL</b>		30	113	143					
		5	12	17	160				

Upper figure represents Male totals  
Lower figure represents Female totals

AGENCY: MADISON P.D.  
POPULATION: 12,700

OFFENSES KNOWN TO THE POLICE - 1978

CLASSIFICATION OF OFFENSES	OFFENSES	CLEARED	VALUE OF PROPERTY STOLEN
CRIMINAL HOMICIDE	0	0	\$ .00
Murder & Nonnegligent Manslaughter	0	0	\$ .00
Manslaughter by Negligence	0	0	\$ .00
FORCIBLE RAPE	0	0	\$ .00
Rape by Force	0	0	\$ .00
Attempts to Commit Forcible Rape	0	0	\$ .00
ROBBERY	2	1	\$ 1,100.00
Armed Robbery	1	-	
Strong-Arm Robbery	1	1	
Highway (Streets, Alleys, Etc.)	-		
Commercial House (Except C.D.F.)	-		
Gas or Service Station	-		
Chain Store	-		
Residence (Anywhere on Premises)	-		
Bank	-		
Miscellaneous	2		\$ 1,100.00
ASSAULT	4	4	
Firearm	-	-	
Knife or Cutting Instrument	1	1	
Other Dangerous Weapon	-	-	
Hands, Fists, Feet, Etc. (Aggravated)	-	-	
Simple Assaults (Not Aggravated)	3	3	
BURGLARY	221	22	\$ 150,895.47
Forcible Entry	154	15	
Unlawful Entry-No Force	50	7	
Attempted Forcible Entry	17	-	
Residence-Night (6 P.M.-6 A.M.)	18		\$ 11,541.68
Residence-Day (6 A.M.-6 P.M.)	44		52,773.82
Residence-Unknown	95		43,801.97
Non-Residence-Night (6 P.M.-6 A.M.)	20		9,647.00
Non-Residence-Day (6 A.M.-6 P.M.)	7		40.00
Non-Residence-Unknown	37		\$ 33,091.00
LARCENY	264	8	\$ 70,060.28
\$200 and Over	81		\$ 55,001.31
\$50 to \$200	107		12,366.17
Under \$50	76		\$ 2,692.80
Pocket-picking (a)	4		\$ 233.00
Purse-snatching (b)	2		305.00
Shoplifting (c)	7		402.80
From Motor Vehicles (Except e) (d)	32		11,935.90
Motor Vehicle Parts & Accessories(e)	66		12,126.65
Bicycles (f)	49		6,194.00
From Building (Except c & h) (g)	29		9,001.00
From Any Coin-operated Machines (h)	2		735.00
All Other (i)	73		\$ 29,076.93
MOTOR VEHICLE THEFT	22	3	\$ 40,635.00
Autos	13	3	
Trucks & Buses	1	-	
Other Vehicles	8	-	
GRAND TOTAL:	513	38	\$ 262,690.75

AGE, SEX AND RACE OF PERSONS ARRESTED  
Including those released without having been formally charged

CLASSIFICATION OF OFFENSES	AGE			TOTAL	WHITE	NEGRO	INDIAN	ORIENTAL	ALL OTHER
	UNDER 16	16-17	OVER 18						
MURDER									
MANSLAUGHTER BY NEGLIGENCE									
FORCIBLE RAPE TOTAL									
ROBBERY TOTAL			2	2					
ASSAULT TOTAL					2				
BURGLARY TOTAL	8	2	6	16					
LARCENY-THEFT (EXCEPT AUTO)	3			3	19				
AUTO THEFT	2	5	13	20					
Simple Assaults			1	1	21				
Arson	4	3	1	8		8			
Forgery and Counterfeiting			6	6					
Fraud	3			3	9				
Embezzlement		1		1					
Stolen Property; Buying, Receiving, Possessing			2	2	3				
Vandalism									
Weapons; Carrying, Possessing, etc.	52	11	7	70					
Prostitution and Commercialized Vice	10		1	11	81				
Sex Offenses			1	1					
Narcotic Drug Laws	10	3	5	18					
Gambling	3			3	21				
Offenses Against the Family and Children									
Driving Under the Influence		2	12	14					
Liquor Laws	12	4	2	18					
Drunkenness	4			4	22				
Disorderly Conduct	1			1					
Vagrancy	8	2	18	28					
All Other Offenses (Except Traffic)			1	1	29				
Curfew and Loitering	12	5	16	33					
Runaways	5		4	9	42				
TOTAL	37	1	11	49	296				

Upper figure represents Male totals  
Lower figure represents Female totals



**CONTINUED**

**1 OF 3**

AGENCY: MERIDEN P.D.  
POPULATION: 56,800

OFFENSES KNOWN TO THE POLICE - 1978

CLASSIFICATION OF OFFENSES	OFFENSES	CLEARED	VALUE OF PROPERTY STOLEN
CRIMINAL HOMICIDE	0	0	\$ .00
Murder & Nonnegligent Manslaughter	0	0	\$ .00
Manslaughter by Negligence	0	0	\$ .00
FORCIBLE RAPE	2	2	\$ .00
Rape by Force	1	1	
Attempts to Commit Forcible Rape	1	1	
ROBBERY	65	21	\$ 7,258.80
Armed Robbery	47	14	
Strong-Arm Robbery	18	7	
Highway (Streets, Alleys, Etc.)	20		\$ 748.35
Commercial House (Except C.D.F.)	39		5,194.23
Gas or Service Station	1		120.00
Chain Store	-		
Residence (Anywhere on Premises)	5		1,196.22
Bank	-		
Miscellaneous	-		
ASSAULT	230	131	
Firearm	6	2	
Knife or Cutting Instrument	12	8	
Other Dangerous Weapon	13	11	
Hands, Fists, Feet, Etc. (Aggravated)	-		
Simple Assaults (Not Aggravated)	199	110	
BURGLARY	830	121	\$171,807.61
Forcible Entry	589	106	
Unlawful Entry-No Force	148	11	
Attempted Forcible Entry	93	4	
Residence-Night (6 P.M.-6 A.M.)	435		\$ 87,605.10
Residence-Day (6 A.M.-6 P.M.)	132		27,419.50
Residence-Unknown	-		
Non-Residence-Night (6 P.M.-6 A.M.)	220		49,186.75
Non-Residence-Day (6 A.M.-6 P.M.)	43		7,596.26
Non-Residence-Unknown	-		
LARCENY	1,672	304	\$206,478.19
\$200 and Over	279		\$139,580.36
\$50 to \$200	649		56,740.89
Under \$50	744		10,156.94
Pocket-picking (a)	3		\$ 120.00
Purse-snatching (b)	39		2,232.20
Shoplifting (c)	229		9,251.22
From Motor Vehicles (Except e) (d)	249		40,294.66
Motor Vehicle Parts & Accessories (e)	285		32,085.25
Bicycles (f)	207		16,390.59
From Building (Except c & h) (g)	98		21,824.82
From Any Coin-operated Machines (h)	1		25.00
All Other (i)	561		\$ 84,254.45
MOTOR VEHICLE THEFT	345	23	\$734,990.50
Autos	310	19	
Trucks & Buses	9	2	
Other Vehicles	26	2	
GRAND TOTAL:	3,144	602	\$1,120,535.10

AGE, SEX AND RACE OF PERSONS ARRESTED  
Including those released without having been formally charged

CLASSIFICATION OF OFFENSES	UNDER 16	16-17	OVER 18	TOTAL	WHITE	NEGRO	INDIAN	ORIENTAL	ALL OTHER
MURDER									
MANSLAUGHTER BY NEGLIGENCE			2	2	2				
FORCIBLE RAPE TOTAL									
ROBBERY TOTAL	2	7	14	23	24	1			
ASSAULT TOTAL		2	15	17	15	2			
BURGLARY TOTAL	53	53	54	160	161	5			
LARCENY-THEFT (EXCEPT AUTO)	110	57	171	338	404	51			
AUTO THEFT	16	10	91	117	4				
Simple Assaults	4	11	119	135	151	13			
Arson	2	2	3	5	5				
Forgery and Counterfeiting			5	7	7	1			
Fraud			36	36	56	6			
Embezzlement			26	26					
Stolen Property; Buying, Receiving, Possessing									
Vandalism									
Weapons; Carrying, Possessing, etc.	1	4	29	34	31	3			
Prostitution and Commercialized Vice			2	2	6				
Sex Offenses	2	4	15	21	19	2			
Narcotic Drug Laws	11	15	39	65	69	4			
Gambling			8	8	7	1			
Offenses Against the Family and Children			4	4					
Driving Under the Influence		1	37	38	40	1			
Liquor Laws		2	5	7	11				
Drunkenness		2	2	4	2				
Disorderly Conduct	3	18	202	223	247	13			
Vagrancy	2	4	31	37					
All Other Offenses (Except Traffic)	76	61	357	494	586	27			
Curfew and Loitering	25	26	68	119					
Runaways	1			1	2				
TOTAL	276	235	1113	1624	1858	130			
	57	47	260	364					

Upper figure represents Male totals  
Lower figure represents Female totals

AGENCY: MIDDLEBURY P.D.  
POPULATION: 6,400

OFFENSES KNOWN TO THE POLICE - 1978

CLASSIFICATION OF OFFENSES	OFFENSES	CLEARED	VALUE OF PROPERTY STOLEN
<b>CRIMINAL HOMICIDE</b>	0	0	\$ .00
Murder & Nonnegligent Manslaughter	0	0	\$ .00
Manslaughter by Negligence	0	0	\$ .00
<b>FORCIBLE RAPE</b>	0	0	\$ .00
Rape by Force	0	0	\$ .00
Attempts to Commit Forcible Rape	0	0	\$ .00
<b>ROBBERY</b>	1		\$ 188.00
Armed Robbery	-		
Strong-Arm Robbery	1		
Highway (Streets, Alleys, Etc.)	-		\$ .00
Commercial House (Except C.D.F.)	-		
Gas or Service Station	-		
Chain Store	-		
Residence (Anywhere on Premises)	1		188.00
Bank	-		
Miscellaneous	-		
<b>ASSAULT</b>	26	11	
Firearm	-		
Knife or Cutting Instrument	1		
Other Dangerous Weapon	3	2	
Hands, Fists, Feet, Etc. (Aggravated)	12	7	
Simple Assaults (Not Aggravated)	10	2	
<b>BURGLARY</b>	58	6	\$ 32,852.25
Forcible Entry	37	5	
Unlawful Entry-No Force	8		
Attempted Forcible Entry	13	1	
Residence-Night (6 P.M.-6 A.M.)	22		\$ 8,199.50
Residence-Day (6 A.M.-6 P.M.)	25		16,325.75
Residence-Unknown	9		8,327.00
Non-Residence-Night (6 P.M.-6 A.M.)	2		
Non-Residence-Day (6 A.M.-6 P.M.)	-		
Non-Residence-Unknown	-		
<b>LARCENY</b>	135	15	\$ 33,190.47
\$200 and Over	47		\$ 27,317.28
\$50 to \$200	49		5,098.99
Under \$50	39		774.20
Pocket-picking (a)	-		
Purse-snatching (b)	4		\$ 259.04
Shoplifting (c)	1		3.25
From Motor Vehicles (Except e) (d)	28		7,075.80
Motor Vehicle Parts & Accessories (e)	23		9,110.85
Bicycles (f)	9		1,366.19
From Building (Except c & h) (g)	24		7,102.45
From Any Coin-operated Machines (h)	5		857.00
All Other (i)	41		\$ 7,415.89
<b>MOTOR VEHICLE THEFT</b>	12	6	\$ 29,300.00
Autos	10	5	
Trucks & Buses	2	1	
Other Vehicles	-	-	
<b>GRAND TOTAL:</b>	232	38	\$ 95,530.72

AGE, SEX AND RACE OF PERSONS ARRESTED  
Including those released without having been formally charged

CLASSIFICATION OF OFFENSES	UNDER 16	16-17	OVER 18	TOTAL	WHITE	NEGRO	INDIAN	ORIENTAL	ALL OTHER
<b>MURDER</b>									
<b>MANSLAUGHTER BY NEGLIGENCE</b>									
<b>FORCIBLE RAPE TOTAL</b>									
<b>ROBBERY TOTAL</b>									
<b>ASSAULT TOTAL</b>	2		3	5	5				
<b>BURGLARY TOTAL</b>	1	5	10	16	16				
<b>LARCENY-THEFT (EXCEPT AUTO)</b>	7	3	8	18	20				
<b>AUTO THEFT</b>	2	1	2	5	5				
Simple Assaults			2	2	3				
Arson			1	1					
Forgery and Counterfeiting									
Fraud									
Embezzlement									
Stolen Property; Buying, Receiving, Possessing									
Vandalism	14	1	6	21	23				
Weapons; Carrying, Possessing, etc.	1		1	2					
Prostitution and Commercialized Vice									
Sex Offenses	1	1	1	3					
Narcotic Drug Laws	2		3	5	6				
Gambling									
Offenses Against the Family and Children			1	1	1				
Driving Under the Influence			13	13	13				
Liquor Laws									
Drunkenness			2	2	2				
Disorderly Conduct	11	1	12	24	29				
Vagrancy			3	3					
All Other Offenses (Except Traffic)	11		32	43	48				
Curfew and Loitering	1			1	1				
Runaways	1			1	4				
<b>TOTAL</b>	53	11	93	157	179				
	7	3	12	22					

Upper figure represents Male totals  
Lower figure represents Female totals

AGENCY: MIDDLETOWN P.D.  
POPULATION: 36,500

OFFENSES KNOWN TO THE POLICE - 1978

CLASSIFICATION OF OFFENSES	OFFENSES	CLEARED	VALUE OF PROPERTY STOLEN
CRIMINAL HOMICIDE	3	3	\$ .00
Murder & Nonnegligent Manslaughter	3	3	\$ .00
Manslaughter by Negligence	0	0	\$ .00
FORCIBLE RAPE	7	5	\$ .00
Rape by Force	5	4	\$ .00
Attempts to Commit Forcible Rape	2	1	\$ .00
ROBBERY	26	8	\$ 6,255.00
Armed Robbery	20	6	
Strong-Arm Robbery	6	2	
Highway (Streets, Alleys, Etc.)	11		\$ 1,560.00
Commercial House (Except C.D.F.)	2		2,000.00
Gas or Service Station	-		
Chain Store	7		1,744.00
Residence (Anywhere on Premises)	4		923.00
Bank	1		28.00
Miscellaneous	1		\$ .00
ASSAULT	138	130	
Firearm	-	-	
Knife or Cutting Instrument	16	11	
Other Dangerous Weapon	24	24	
Hands, Fists, Feet, Etc. (Aggravated)	32	28	
Simple Assaults (Not Aggravated)	66	67	
BURGLARY	448	83	\$ 224,402.00
Forcible Entry	331	80	
Unlawful Entry-No Force	75	2	
Attempted Forcible Entry	42	1	
Residence-Night (6 P.M.-6 A.M.)	86		\$ 43,823.00
Residence-Day (6 A.M.-6 P.M.)	116		54,450.00
Residence-Unknown	98		35,339.00
Non-Residence-Night (6 P.M.-6 A.M.)	103		77,165.00
Non-Residence-Day (6 A.M.-6 P.M.)	9		1,222.00
Non-Residence-Unknown	36		\$ 12,403.00
LARCENY	984	319	\$ 145,435.00
\$200 and Over	182		\$ 101,401.00
\$50 to \$200	366		35,831.00
Under \$50	436		\$ 8,203.00
Pocket-picking (a)	2		\$ 860.00
Purse-snatching (b)	5		565.00
Shoplifting (c)	275		11,386.00
From Motor Vehicles (Except e) (d)	96		20,321.00
Motor Vehicle Parts & Accessories(e)	205		32,735.00
Bicycles (f)	118		13,345.00
From Building (Except c & h) (g)	175		34,679.00
From Any Coin-operated Machines (h)	8		18.00
All Other (i)	100		\$ 31,526.00
MOTOR VEHICLE THEFT	291	30	\$ 507,721.00
Autos	243	28	
Trucks & Buses	18	1	
Other Vehicles	30	1	
GRAND TOTAL:	1,897	578	\$ 883,813.00

AGE, SEX AND RACE OF PERSONS ARRESTED

Including those released without having been formally charged

CLASSIFICATION OF OFFENSES	UNDER 16	16-17	OVER 18	TOTAL	WHITE	NEGRO	INDIAN	ORIENTAL	ALL OTHER
MURDER			1	1	1	1			
MANSLAUGHTER BY NEGLIGENCE			1	1					
FORCIBLE RAPE TOTAL			4	4	2	2			
ROBBERY TOTAL	6		22	28	12	18			
ASSAULT TOTAL	2	1	21	23	12	13			
BURGLARY TOTAL	91	19	26	136	114	27			
LARCENY-THEFT (EXCEPT AUTO)	105	64	169	338	294	138			
AUTO THEFT	38	17	39	94	29	11			
Simple Assaults	11	8	63	82	52	40			
Arson	5		1	6	7				
Forgery and Counterfeiting	4	2	5	11	14	6			
Fraud									
Embezzlement									
Stolen Property; Buying, Receiving, Possessing	5			5	5	2			
Vandalism	59			59	63	17			
Weapons; Carrying, Possessing, etc.	21			21					
Prostitution and Commercialized Vice	8	5	26	39	32	10			
Sex Offenses			1	6	5	2			
Narcotic Drug Laws	37	19	65	121					
Gambling	8	4	5	17	127	11			
Offenses Against the Family and Children									
Driving Under the Influence									
Liquor Laws		2	8	10	6	4			
Drunkenness									
Disorderly Conduct	29	16	132	177	137	75			
Vagrancy	16		19	35					
All Other Offenses (Except Traffic)	1			1					
Curfew and Loitering									
Runaways	75	4		79					
TOTAL	552	208	872	1632	1350	593			
	157	34	120	311					

Upper figure represents Male totals  
Lower figure represents Female totals

AGENCY: MONROE P.D.  
POPULATION: 13,400

OFFENSES KNOWN TO THE POLICE - 1978

CLASSIFICATION OF OFFENSES	OFFENSES	CLEARED	VALUE OF PROPERTY STOLEN
CRIMINAL HOMICIDE	0	0	\$ .00
Murder & Nonnegligent Manslaughter	0	0	\$ .00
Manslaughter by Negligence	0	0	\$ .00
FORCIBLE RAPE	0	0	\$ .00
Rape by Force	0	0	\$ .00
Attempts to Commit Forcible Rape	0	0	\$ .00
ROBBERY	3	0	\$ 1,067.00
Armed Robbery	1		
Strong-Arm Robbery	2		
Highway (Streets, Alleys, Etc.)	1		\$ 950.00
Commercial House (Except C.D.F.)	1		
Gas or Service Station	-		
Chain Store	1		117.00
Residence (Anywhere on Premises)	-		
Bank	-		
Miscellaneous	-		
ASSAULT	14	7	
Firearm	-		
Knife or Cutting Instrument	1	1	
Other Dangerous Weapon	2	1	
Hands, Fists, Feet, Etc. (Aggravated)	4	1	
Simple Assaults (Not Aggravated)	7	4	
BURGLARY	99	11	\$ 58,269.83
Forcible Entry	60	9	
Unlawful Entry-No Force	9	-	
Attempted Forcible Entry	30	2	
Residence-Night (6 P.M.-6 A.M.)	22		\$ 7,338.90
Residence-Day (6 A.M.-6 P.M.)	31		40,282.44
Residence-Unknown	14		4,208.49
Non-Residence-Night (6 P.M.-6 A.M.)	16		4,430.00
Non-Residence-Day (6 A.M.-6 P.M.)	11		2,010.00
Non-Residence-Unknown	5		
LARCENY	177	26	\$ 30,680.81
\$200 and Over	37		\$ 23,839.40
\$50 to \$200	54		5,229.89
Under \$50	86		1,611.52
Pocket-picking (a)	-		\$ .00
Purse-snatching (b)	1		15.00
Shoplifting (c)	6		20.29
From Motor Vehicles (Except e) (d)	27		3,944.00
Motor Vehicle Parts & Accessories (e)	28		2,688.00
Bicycles (f)	8		655.00
From Building (Except c & h) (g)	27		7,816.02
From Any Coin-operated Machines (h)	1		2.10
All Other (i)	79		\$ 15,540.40
MOTOR VEHICLE THEFT	24	6	\$ 30,594.00
Autos	19	6	
Trucks & Buses	2		
Other Vehicles	3		
GRAND TOTAL:	317	50	\$120,611.64

AGE, SEX AND RACE OF PERSONS ARRESTED

Including those released without having been formally charged

CLASSIFICATION OF OFFENSES	AGE			TOTAL	SEX AND RACE					
	UNDER 16	16-17	OVER 18		WHITE	NEGRO	INDIAN	ORIENTAL	ALL OTHER	
MURDER										
MANSLAUGHTER BY NEGLIGENCE			1	1	1					
FORCIBLE RAPE TOTAL										
ROBBERY TOTAL										
ASSAULT TOTAL	2	1	7	10						
BURGLARY TOTAL	6	13	12	31	10					
LARCENY-THEFT (EXCEPT AUTO)	15	11	18	44	30					1
AUTO THEFT	1	2	3	4	45	3				
Simple Assaults	1	1	4	6						
Arson	1			1	6					
Forgery and Counterfeiting					1					
Fraud			6	6	6					
Embezzlement										
Stolen Property; Buying, Receiving, Possessing			1	1	1					
Vandalism	32	2	2	36	36					
Weapons; Carrying, Possessing, etc.	4		3	7	7					
Prostitution and Commercialized Vice										
Sex Offenses			1	1	1					
Narcotic Drug Laws	14	15	17	46						
Gambling	6		4	10	56					
Offenses Against the Family and Children	2			2						
Driving Under the Influence	1	1	2	3	3					
Liquor Laws	1	2	3	5	6					
Drunkennes										
Disorderly Conduct	71	9	7	87						
Vagrancy	10			10	97					
All Other Offenses (Except Traffic)	41	20	26	87						
Curfew and Loitering	15	1	2	18	105					
Runaways	11	2		13						
TOTAL	202	80	110	392	445	3				1
	44	3	10	57						

Upper figure represents Male totals  
Lower figure represents Female totals

AGENCY: NAUGATUCK P.D.  
 POPULATION: 25,400

OFFENSES KNOWN TO THE POLICE - 1978

CLASSIFICATION OF OFFENSES	OFFENSES	CLEARED	VALUE OF PROPERTY STOLEN
<b>CRIMINAL HOMICIDE</b>	0	0	\$ .00
Murder & Nonnegligent Manslaughter	0	0	\$ .00
Manslaughter by Negligence	0	0	\$ .00
<b>FORCIBLE RAPE</b>	0	0	\$ .00
Rape by Force	0	0	\$ .00
Attempts to Commit Forcible Rape	0	0	\$ .00
<b>ROBBERY</b>	5	2	\$ 247.00
Armed Robbery	3	1	
Strong-Arm Robbery	2	1	
Highway (Streets, Alleys, Etc.)	1		\$ 69.00
Commercial House (Except C.D.F.)	2		128.00
Gas or Service Station	1		50.00
Chain Store	-		
Residence (Anywhere on Premises)	-		
Bank	-		
Miscellaneous	1		\$ .00
<b>ASSAULT</b>	18	16	
Firearm	-	-	
Knife or Cutting Instrument	-	-	
Other Dangerous Weapon	-	-	
Hands, Fists, Feet, Etc. (Aggravated)	17	15	
Simple Assaults (Not Aggravated)	1	1	
<b>BURGLARY</b>	72	7	\$ 64,356.00
Forcible Entry	61	7	
Unlawful Entry-No Force	11	-	
Attempted Forcible Entry	-	-	
Residence-Night (6 P.M.-6 A.M.)	7		\$ 8,405.00
Residence-Day (6 A.M.-6 P.M.)	9		3,306.00
Residence-Unknown	38		40,342.00
Non-Residence-Night (6 P.M.-6 A.M.)	6		5,895.00
Non-Residence-Day (6 A.M.-6 P.M.)	4		1,805.00
Non-Residence-Unknown	8		\$ 4,603.00
<b>LARCENY</b>	217	18	\$ 45,420.00
\$200 and Over	63		\$ 30,816.00
\$50 to \$200	111		12,935.00
Under \$50	43		\$ 1,669.00
Pocket-picking (a)	2		\$ 129.00
Purse-snatching (b)	5		338.00
Shoplifting (c)	5		532.00
From Motor Vehicles (Except e) (d)	77		15,119.00
Motor Vehicle Parts & Accessories(e)	49		9,606.00
Bicycles (f)	43		5,583.00
From Building (Except c & h) (g)	24		10,948.00
From Any Coin-operated Machines (h)	2		1,366.00
All Other (i)	10		\$ 1,799.00
<b>MOTOR VEHICLE THEFT</b>	43	1	\$ 90,500.00
Autos	41	1	
Trucks & Buses	2	-	
Other Vehicles	-	-	
<b>GRAND TOTAL:</b>	355	44	\$ 200,523.00

AGE, SEX AND RACE OF PERSONS ARRESTED

Including those released without having been formally charged

CLASSIFICATION OF OFFENSES	AGE			TOTAL	WHITE	NEGRO	INDIAN	ORIENTAL	ALL OTHER
	UNDER 16	16-17	OVER 18						
<b>MURDER</b>									
<b>MANSLAUGHTER BY NEGLIGENCE</b>									
<b>FORCIBLE RAPE TOTAL</b>									
<b>ROBBERY TOTAL</b>	3		5	8	6	1	1		
<b>ASSAULT TOTAL</b>	6		6	12	10		2		
<b>BURGLARY TOTAL</b>	5		8	13	13				
<b>LARCENY-THEFT (EXCEPT AUTO)</b>	24		38	62	62	6			
<b>AUTO THEFT</b>	5		1	6	3				
Simple Assaults	3		2	5	3				
Arson	4		22	26	28				
Forgery and Counterfeiting			5	5					
Fraud			1	1	6				
Embezzlement									
Stolen Property; Buying, Receiving, Possessing	2			2	2				
Vandalism	26			26	26				
Weapons; Carrying, Possessing, etc.	2		4	6	6				
Prostitution and Commercialized Vice									
Sex Offenses			1	1	1				
Narcotic Drug Laws	12		18	30	28	3			
Gambling	1			1					
Offenses Against the Family and Children			1	1	1				
Driving Under the Influence			2	2	2				
Liquor Laws									
Drunkenness	4			4	4				
Disorderly Conduct	28		117	145	158				
Vagrancy	5		8	13					
All Other Offenses (Except Traffic)	23		43	66	68		2		
Curfew and Loitering	4			4					
Runaways	2			2	2				
<b>TOTAL</b>	146	-	270	416	449	10	5		
	36	-	12	48					

Upper figure represents Male totals  
 Lower figure represents Female totals

AGENCY: NEW BRITAIN P.D.  
POPULATION: 80,100

OFFENSES KNOWN TO THE POLICE - 1978

CLASSIFICATION OF OFFENSES	OFFENSES	CLEARED	VALUE OF PROPERTY STOLEN
<b>CRIMINAL HOMICIDE</b>	6	5	\$ .00
Murder & Nonnegligent Manslaughter	6	5	\$ .00
Manslaughter by Negligence	0	0	\$ .00
<b>FORCIBLE RAPE</b>	18	3	\$ .00
Rape by Force	12	2	\$ .00
Attempts to Commit Forcible Rape	6	1	\$ .00
<b>ROBBERY</b>	113	16	\$ 16,425.50
Armed Robbery	56	9	
Strong-Arm Robbery	57	7	
Highway (Streets, Alleys, Etc.)	54		\$ 4,426.00
Commercial House (Except C.D.F.)	19		3,000.00
Gas or Service Station	5		2,299.00
Chain Store	11		2,300.00
Residence (Anywhere on Premises)	10		1,775.00
Bank	1		2,000.00
Miscellaneous	13		\$ 625.50
<b>ASSAULT</b>	353	162	
Firearm	17	8	
Knife or Cutting Instrument	33	14	
Other Dangerous Weapon	39	14	
Hands, Fists, Feet, Etc. (Aggravated)	50	22	
Simple Assaults (Not Aggravated)	214	104	
<b>BURGLARY</b>	1,444	74	\$ 321,844.55
Forcible Entry	1,110	57	
Unlawful Entry-No Force	132	6	
Attempted Forcible Entry	202	11	
Residence-Night (6 P.M.-6 A.M.)	472		\$ 92,597.00
Residence-Day (6 A.M.-6 P.M.)	378		78,483.55
Residence-Unknown	189		41,520.00
Non-Residence-Night (6 P.M.-6 A.M.)	349		96,922.00
Non-Residence-Day (6 A.M.-6 P.M.)	38		3,326.00
Non-Residence-Unknown	18		\$ 8,996.00
<b>LARCENY</b>	2,151	225	\$ 266,447.65
\$200 and Over	387		\$ 171,103.00
\$50 to \$200	861		82,931.50
Under \$50	903		12,413.15
Pocket-picking (a)	5		\$ 118.00
Purse-snatching (b)	55		2,610.00
Shoplifting (c)	201		6,507.55
From Motor Vehicles (Except e) (d)	335		61,676.60
Motor Vehicle Parts & Accessories (e)	585		64,649.00
Bicycles (f)	340		31,959.00
From Building (Except c & h) (g)	441		73,560.00
From Any Coin-operated Machines (h)	15		760.00
All Other (i)	174		\$ 24,607.50
<b>MOTOR VEHICLE THEFT</b>	439	27	\$ 692,592.00
Autos	385	24	
Trucks & Buses	22	2	
Other Vehicles	32	1	
<b>GRAND TOTAL:</b>	4,524	512	\$1,297,309.70

AGE, SEX AND RACE OF PERSONS ARRESTED

Including those released without having been formally charged

CLASSIFICATION OF OFFENSES	AGE			TOTAL	WHITE	NEGRO	INDIAN	ORIENTAL	ALL OTHER
	UNDER 16	16-17	OVER 18						
<b>MURDER</b>			4	5					
			1	1	4	2			
<b>MANSLAUGHTER BY NEGLIGENCE</b>			1	1					
					1				
<b>FORCIBLE RAPE TOTAL</b>			3	3	2	1			
<b>ROBBERY TOTAL</b>	8	13	22	43					
			4	4	29	18			
<b>ASSAULT TOTAL</b>		6	63	69					
		1	6	7	60	16			
<b>BURGLARY TOTAL</b>	86	26	82	194					
	4	1	7	12	181	25			
<b>LARCENY-THEFT (EXCEPT AUTO)</b>	184	38	167	389					
	47	11	86	144	396	136			
<b>AUTO THEFT</b>	44	4	14	62					
	10			10	60	12		1	
<b>Simple Assaults</b>	51	18	247	316					
	15	7	52	74	310	80			
<b>Arson</b>	10	1	3	14					
	1			1	11	4			
<b>Forgery and Counterfeiting</b>			8	8					
			2	2	3	7			
<b>Fraud</b>			26	26					
			19	19	36	9			
<b>Embezzlement</b>			1	1					
					1				
<b>Stolen Property; Buying, Receiving, Possessing</b>	9	1	5	15					
			2	2	14	3			
<b>Vandalism</b>	82	11	85	178					
	6		14	20	173	25			
<b>Weapons; Carrying, Possessing, etc.</b>	32	3	29	64					
	1		3	4	51	17			
<b>Prostitution and Commercialized Vice</b>			4	4					
	7	1	5	13					
<b>Sex Offenses</b>	1			1	14				
	4	12	37	53					
<b>Narcotic Drug Laws</b>			4	4	55	2			
<b>Gambling</b>									
<b>Offenses Against the Family and Children</b>	17	1	13	31					
	11	1	3	15	36	10			
<b>Driving Under the Influence</b>			10	10					
			1	1	11				
<b>Liquor Laws</b>			3	3					
			1	1	3	1			
<b>Drunkenness</b>			73	73					
			6	6	67	12			
<b>Disorderly Conduct</b>	4	75	526	605					
		11	77	88	602	91			
<b>Vagrancy</b>									
<b>All Other Offenses (Except Traffic)</b>	747	26	113	886					
	126	3	17	146	818	214			
<b>Curfew and Loitering</b>	12	4		16					
	3			3	12	7			
<b>Runaways</b>	95	1		96					
	142			142	211	27			
<b>TOTAL</b>	1393	241	1540	3174					
	367	35	309	711	3162	722		1	

Upper figure represents Male totals  
Lower figure represents Female totals

AGENCY: NEW CANAAN P.D.  
POPULATION: 19,700

OFFENSES KNOWN TO THE POLICE - 1978

CLASSIFICATION OF OFFENSES	OFFENSES	CLEARED	VALUE OF PROPERTY STOLEN
<b>CRIMINAL HOMICIDE</b>	0	0	\$ .00
Murder & Nonnegligent Manslaughter	0	0	\$ .00
Manslaughter by Negligence	0	0	\$ .00
<b>FORCIBLE RAPE</b>	0	0	\$ .00
Rape by Force	0	0	\$ .00
Attempts to Commit Forcible Rape	0	0	\$ .00
<b>ROBBERY</b>	4	3	\$ 158.00
Armed Robbery	1	0	
Strong-Arm Robbery	3	3	
Highway (Streets, Alleys, Etc.)	3		\$ 158.00
Commercial House (Except C.D.F.)	-		
Gas or Service Station	-		
Chain Store	-		
Residence (Anywhere on Premises)	-		
Bank	1		\$ .00
Miscellaneous	-		
<b>ASSAULT</b>	6	6	
Firearm	-	-	
Knife or Cutting Instrument	-	-	
Other Dangerous Weapon	-	-	
Hands, Fists, Feet, Etc. (Aggravated)	4	4	
Simple Assaults (Not Aggravated)	2	2	
<b>BURGLARY</b>	142	24	\$ 123,245.99
Forcible Entry	94	21	
Unlawful Entry-No Force	39	3	
Attempted Forcible Entry	9	-	
Residence-Night (6 P.M.-6 A.M.)	6		\$ 1,040.00
Residence-Day (6 A.M.-6 P.M.)	61		110,105.49
Residence-Unknown	47		8,770.00
Non-Residence-Night (6 P.M.-6 A.M.)	23		1,505.50
Non-Residence-Day (6 A.M.-6 P.M.)	-		
Non-Residence-Unknown	5		\$ 1,825.00
<b>LARCENY</b>	264	47	\$ 85,092.00
\$200 and Over	93		\$ 72,974.00
\$50 to \$200	101		10,444.00
Under \$50	70		\$ 1,674.00
Pocket-picking (a)	-		
Purse-snatching (b)	-		
Shoplifting (c)	3		\$ 536.00
From Motor Vehicles (Except e) (d)	31		4,275.00
Motor Vehicle Parts & Accessories (e)	15		1,836.00
Bicycles (f)	23		10,032.00
From Building (Except c & h) (g)	137		57,534.00
From Any Coin-operated Machines (h)	6		1,711.00
All Other (i)	49		\$ 9,168.00
<b>MOTOR VEHICLE THEFT</b>	24	18	\$ 89,151.00
Autos	21	16	
Trucks & Buses	-	-	
Other Vehicles	3	2	
<b>GRAND TOTAL:</b>	440	98	\$ 297,646.99

AGE, SEX AND RACE OF PERSONS ARRESTED

Including those released without having been formally charged

CLASSIFICATION OF OFFENSES	AGE			TOTAL	SEX AND RACE					
	UNDER 16	16-17	OVER 18		WHITE	NEGRO	INDIAN	ORIENTAL	ALL OTHER	
<b>MURDER</b>										
<b>MANSLAUGHTER BY NEGLIGENCE</b>										
<b>FORCIBLE RAPE TOTAL</b>										
<b>ROBBERY TOTAL</b>	1	1	2	3	4					
<b>ASSAULT TOTAL</b>			1	1		1				
<b>BURGLARY TOTAL</b>	7	3	6	16	21					
<b>LARCENY-THEFT (EXCEPT AUTO)</b>	14	3	11	28	45	3				
<b>AUTO THEFT</b>	4		1	5	11	1				
Simple Assaults	6	1	4	11	7					
Arson	1		1	2	3					
Forgery and Counterfeiting	3			3	3					
Fraud			1	1	1					
Embezzlement										
Stolen Property; Buying, Receiving, Possessing	1			1	1					
Vandalism	21	5		26	27					
Weapons; Carrying, Possessing, etc.	1		6	7	6	1				
Prostitution and Commercialized Vice										
Sex Offenses	1			1	1					
Narcotic Drug Laws	6	4	9	19	20	1				
Gambling	1			1						
Offenses Against the Family and Children	2			2	3					
Driving Under the Influence	1	2	48	51	53					
Liquor Laws		3	6	9	13					
Drunkenness	2	2		4						
Disorderly Conduct	10	4	11	25	25	4				
Vagrancy	2		2	4						
All Other Offenses (Except Traffic)	58	17	134	209	342	4				
Curfew and Loitering	15	2	120	137						
Runaways	5	9		14						
	5	1		6	18	2				
	20			20						
	21			21	41					
<b>TOTAL</b>	154	51	240	445	642	17				
	76	7	131	214						

Upper figure represents Male totals  
Lower figure represents Female totals



AGENCY: NEW HAVEN P.D.  
POPULATION: 131,000

OFFENSES KNOWN TO THE POLICE - 1978

CLASSIFICATION OF OFFENSES	OFFENSES	CLEARED	VALUE OF PROPERTY STOLEN
<b>CRIMINAL HOMICIDE</b>	18	16	\$ 1,600.00
Murder & Nonnegligent Manslaughter	18	16	\$ 1,600.00
Manslaughter by Negligence	0	0	\$ .00
<b>FORCIBLE RAPE</b>	80	44	\$ 1,108.25
Rape by Force	65	41	
Attempts to Commit Forcible Rape	15	3	
<b>ROBBERY</b>	871	109	\$ 109,411.97
Armed Robbery	474	67	
Strong-Arm Robbery	397	42	
Highway (Streets, Alleys, Etc.)	694		\$ 66,958.02
Commercial House (Except C.D.F.)	62		17,017.07
Gas or Service Station	27		3,427.38
Chain Store	10		3,531.00
Residence (Anywhere on Premises)	60		5,873.00
Bank	3		11,764.00
Miscellaneous	15		\$ 841.50
<b>ASSAULT</b>	642	500	
Firearm	47	24	
Knife or Cutting Instrument	83	45	
Other Dangerous Weapon	81	45	
Hands, Fists, Feet, Etc. (Aggravated)	14	9	
Simple Assaults (Not Aggravated)	417	377	
<b>BURGLARY</b>	5,677	355	\$ 635,991.45
Forcible Entry	4,501	262	
Unlawful Entry-No Force	291	53	
Attempted Forcible Entry	885	40	
Residence-Night (6 P.M.-6 A.M.)	1,741		\$ 199,766.20
Residence-Day (6 A.M.-6 P.M.)	2,124		265,781.72
Residence-Unknown	-		
Non-Residence-Night (6 P.M.-6 A.M.)	1,708		164,665.03
Non-Residence-Day (6 A.M.-6 P.M.)	104		5,778.50
Non-Residence-Unknown	-		\$ .00
<b>LARCENY</b>	8,101	1,213	\$ 505,768.96
\$200 and Over	524		\$ 257,335.48
\$50 to \$200	1,792		165,756.92
Under \$50	5,785		\$ 82,676.56
Pocket-picking (a)	178		\$ 15,429.65
Purse-snatching (b)	424		18,585.48
Shoplifting (c)	1,097		18,528.76
From Motor Vehicles (Except e) (d)	1,701		166,686.36
Motor Vehicle Parts & Accessories(e)	1,844		92,001.75
Bicycles (f)	968		14,529.00
From Building (Except c & h) (g)	1,599		151,310.91
From Any Coin-operated Machines (h)	2		.70
All Other (i)	288		\$ 28,696.35
<b>MOTOR VEHICLE THEFT</b>	2,552	118	\$1,276,000.00
Autos	2,303	105	
Trucks & Buses	66	3	
Other Vehicles	183	10	
<b>GRAND TOTAL:</b>	17,941	2,355	\$2,529,880.63

AGE, SEX AND RACE OF PERSONS ARRESTED  
Including those released without having been formally charged

CLASSIFICATION OF OFFENSES	AGE			TOTAL	WHITE	NEGRO	INDIAN	ORIENTAL	ALL OTHER
	UNDER 16	16-17	OVER 18						
<b>MURDER</b>	1	1	14	16	5	13			
MANSLAUGHTER BY NEGLIGENCE	1		2	2	2	1			
FORCIBLE RAPE TOTAL			1	1		1			
<b>ROBBERY TOTAL</b>	21	32	179	232	51	195			
ASSAULT TOTAL			1	1		1			
<b>BURGLARY TOTAL</b>	270	96	401	767	247	541			
<b>LARCENY-THEFT (EXCEPT AUTO)</b>	571	183	1010	1764	742	1595			
AUTO THEFT	180	56	337	573					
Simple Assaults	51	53	91	195	61	146			
Arson	49	32	511	592	258	455			
Forgery and Counterfeiting	11	7	103	121					
Fraud	10	4	12	26	19	7	2		
Embezzlement			2	2					
Stolen Property; Buying, Receiving, Possessing	1			1	1				
Vandalism	158	23	306	487					
Weapons; Carrying, Possessing, etc.	9	4	47	60	275	272			
Prostitution and Commercialized Vice	19	24	244	287	126	197			
Sex Offenses	5	1	30	36	49	58			
Narcotic Drug Laws	18	6	129	153	67	93			
Gambling	1		6	7					
Offenses Against the Family and Children	15	23	183	221	109	128			
Driving Under the Influence	1	1	14	16					
Liquor Laws			17	17					
Drunkenness			8	8	22	3			
Disorderly Conduct	189	208	2728	3125					
Vagrancy	62	35	455	552	1828	1849			
All Other Offenses (Except Traffic)			9	9	1	8			
Curfew and Loitering	280	130	1300	1710	1069	1009			
Runaways	29	11	328	368					
<b>TOTAL</b>	5	19		24	13	11			
	85			85					
	70			70	66	89			
	1743	840	7527	10110	5272	6974	2		
	377	127	1634	2138					

Upper figure represents Male totals  
Lower figure represents Female totals

\*Y AGENCY: NEW LONDON P.D.  
POPULATION: 30,700

OFFENSES KNOWN TO THE POLICE - 1978

CLASSIFICATION OF OFFENSES	OFFENSES	CLEARED	VALUE OF PROPERTY STOLEN
CRIMINAL HOMICIDE	0	1	\$ .00
Murder & Nonnegligent Manslaughter	0	1	\$ .00
Manslaughter by Negligence	0	0	\$ .00
FORCIBLE RAPE	11	8	\$ .00
Rape by Force	3	1	\$ .00
Attempts to Commit Forcible Rape	8	7	\$ .00
ROBBERY	53	17	\$ 10,598.00
Armed Robbery	29	11	
Strong-Arm Robbery	24	6	
Highway (Streets, Alleys, Etc.)	23		\$ 1,528.60
Commercial House (Except C.D.F.)	17		1,692.00
Gas or Service Station	1		30.00
Chain Store	4		2,857.40
Residence (Anywhere on Premises)	3		390.00
Bank	2		4,000.00
Miscellaneous	3		\$ 100.00
ASSAULT	134	106	
Firearm	1		
Knife or Cutting Instrument	19	14	
Other Dangerous Weapon	18	14	
Hands, Fists, Feet, Etc. (Aggravated)	44	33	
Simple Assaults (Not Aggravated)	52	45	
BURGLARY	476	33	\$ 164,556.74
Forcible Entry	292	23	
Unlawful Entry-No Force	99	8	
Attempted Forcible Entry	85	2	
Residence-Night (6 P.M.-6 A.M.)	170		\$ 34,153.55
Residence-Day (6 A.M.-6 P.M.)	110		62,963.84
Residence-Unknown	66		23,660.09
Non-Residence-Night (6 P.M.-6 A.M.)	83		25,001.17
Non-Residence-Day (6 A.M.-6 P.M.)	19		3,707.00
Non-Residence-Unknown	28		\$ 15,071.09
LARCENY	693	139	\$ 101,936.32
\$200 and Over	141		\$ 70,264.48
\$50 to \$200	265		26,622.29
Under \$50	287		5,049.55
Pocket-picking (a)	7		\$ 352.00
Purse-snatching (b)	17		893.00
Shoplifting (c)	124		6,348.09
From Motor Vehicles (Except e) (d)	170		34,325.42
Motor Vehicle Parts & Accessories (e)	66		9,337.76
Bicycles (f)	70		7,245.97
From Building (Except c & h) (g)	154		27,808.13
From Any Coin-operated Machines (h)	11		758.99
All Other (i)	74		\$ 14,866.96
MOTOR VEHICLE THEFT	105	21	\$ 180,110.00
Autos	87	17	
Trucks & Buses	6	4	
Other Vehicles	12		
GRAND TOTAL:	1,472	325	\$ 457,201.06

\*Y REFER TO PAGE 200

AGE, SEX AND RACE OF PERSONS ARRESTED

Including those released without having been formally charged

CLASSIFICATION OF OFFENSES	UNDER 16	16-17	OVER 18	TOTAL	WHITE	NEGRO	INDIAN	ORIENTAL	ALL OTHER
MURDER									
MANSLAUGHTER BY NEGLIGENCE									
FORCIBLE RAPE TOTAL			1	1					
ROBBERY TOTAL	2	1	13	16	4	5			
ASSAULT TOTAL	6		48	54	7	7			
BURGLARY TOTAL	23	4	21	48	9	12			
LARCENY-THEFT (EXCEPT AUTO)	18	10	122	150	57	14			5
AUTO THEFT	2	3	45	50					
Simple Assaults	12			12					
Arson	1			1					
Forgery and Counterfeiting	3	1	52	56	8	7			1
Fraud	1		2	3					
Embezzlement			1	1					
Stolen Property; Buying, Receiving, Possessing			4	4					
Vandalism	7		14	21	10	6			
Weapons; Carrying, Possessing, etc.	2		19	21	1	1			
Prostitution and Commercialized Vice			3	3					
Sex Offenses			9	9		2			
Narcotic Drug Laws	1		52	53					1
Gambling			3	3					
Offenses Against the Family and Children			1	1	2				
Driving Under the Influence			3	3					
Liquor Laws			56	56	19	2			1
Drunkenness			5	5					
Disorderly Conduct	8	1	345	354	77	18			5
Vagrancy	7	1	36	44					
All Other Offenses (Except Traffic)	1		10	11					
Curfew and Loitering	6	4	57	67	21	8			2
Runaways	2		2	4					
TOTAL	98	21	823	942	237	85			15
	20	4	116	140					

Upper figure represents Male totals  
Lower figure represents Female totals

AGENCY: NEW MILFORD  
POPULATION: 16,600

OFFENSES KNOWN TO THE POLICE - 1978

CLASSIFICATION OF OFFENSES	OFFENSES	CLEARED	VALUE OF PROPERTY STOLEN
CRIMINAL HOMICIDE	1	1	\$ .00
Murder & Nonnegligent Manslaughter	1	1	\$ .00
Manslaughter by Negligence	0	0	\$ .00
FORCIBLE RAPE	0	0	\$ .00
Rape by Force	0	0	\$ .00
Attempts to Commit Forcible Rape	0	0	\$ .00
ROBBERY	2	2	\$ .00
Armed Robbery	2	2	
Strong-Arm Robbery	0	0	
Highway (Streets, Alleys, Etc.)	-		
Commercial House (Except C.D.F.)	-		
Gas or Service Station	-		
Chain Store	-		
Residence (Anywhere on Premises)	-		
Bank	-		
Miscellaneous	2		\$ .00
ASSAULT	23	22	
Firearm	1	1	
Knife or Cutting Instrument	-	-	
Other Dangerous Weapon	1	1	
Hands, Fists, Feet, Etc. (Aggravated)	16	15	
Simple Assaults (Not Aggravated)	5	5	
BURGLARY	93	24	\$ 94,378.67
Forcible Entry	48	14	
Unlawful Entry-No Force	45	10	
Attempted Forcible Entry	-	-	
Residence-Night (6 P.M.-6 A.M.)	22		\$ 16,278.50
Residence-Day (6 A.M.-6 P.M.)	18		24,166.50
Residence-Unknown	19		29,052.10
Non-Residence-Night (6 P.M.-6 A.M.)	28		22,684.92
Non-Residence-Day (6 A.M.-6 P.M.)	-		
Non-Residence-Unknown	6		\$ 2,196.65
LARCENY	131	32	\$ 63,503.20
\$200 and Over	60		\$ 57,580.95
\$50 to \$200	45		5,282.41
Under \$50	26		\$ 639.84
Pocket-picking (a)	1		\$ 20.00
Purse-snatching (b)	-		
Shoplifting (c)	18		651.26
From Motor Vehicles (Except e) (d)	25		7,401.99
Motor Vehicle Parts & Accessories (e)	19		5,376.00
Bicycles (f)	5		660.00
From Building (Except c & h) (g)	28		12,991.95
From Any Coin-operated Machines (h)	-		
All Other (i)	35		\$ 36,402.00
MOTOR VEHICLE THEFT	29	10	\$ 58,780.00
Autos	14	3	
Trucks & Buses	5	2	
Other Vehicles	10	5	
GRAND TOTAL:	279	91	\$ 216,661.87

AGE, SEX AND RACE OF PERSONS ARRESTED  
Including those released without having been formally charged

CLASSIFICATION OF OFFENSES	UNDER 16	16-17	OVER 18	TOTAL	WHITE	NEGRO	INDIAN	ORIENTAL	ALL OTHER
MURDER		1	1	2	2				
MANSLAUGHTER BY NEGLIGENCE									
FORCIBLE RAPE TOTAL									
ROBBERY TOTAL									
ASSAULT TOTAL	3		2	5	5				
BURGLARY TOTAL	14		2	16	3	19			
LARCENY-THEFT (EXCEPT AUTO)	5	6	8	19	5	28			
AUTO THEFT	7		2	9	9				
Simple Assaults		2	12	14	1	15			
Arson	1		1	2	2				
Forgery and Counterfeiting									
Fraud									
Embezzlement									
Stolen Property; Buying, Receiving, Possessing									
Vandalism									
Weapons; Carrying, Possessing, etc.			1	1	1				
Prostitution and Commercialized Vice									
Sex Offenses			1	1	1				
Narcotic Drug Laws	1	5	16	22	25				
Gambling		1	2	3					
Offenses Against the Family and Children									
Driving Under the Influence			26	26	31				
Liquor Laws									
Drunkenness									
Disorderly Conduct	3	1	49	50	59				
Vagrancy	1	3	3	9	1				
All Other Offenses (Except Traffic)					1				
Curfew and Loitering									
Runaways									
TOTAL	32	15	121	168	198				
	11	6	13	30					

Upper figure represents Male totals  
Lower figure represents Female totals

AGENCY: NEWINGTON P.D.  
POPULATION: 27,800

OFFENSES KNOWN TO THE POLICE - 1978

CLASSIFICATION OF OFFENSES	OFFENSES	CLEARED	VALUE OF PROPERTY STOLEN
<b>CRIMINAL HOMICIDE</b>	0	0	\$ .00
Murder & Nonnegligent Manslaughter	0	0	\$ .00
Manslaughter by Negligence	0	0	\$ .00
<b>FORCIBLE RAPE</b>	2	0	\$ .00
Rape by Force	1	0	\$ .00
Attempts to Commit Forcible Rape	1	0	\$ .00
<b>ROBBERY</b>	18	8	\$ 4,284.00
Armed Robbery	13	7	
Strong-Arm Robbery	5	1	
Highway (Streets, Alleys, Etc.)	4		\$ 132.00
Commercial House (Except C.D.F.)	4		2,053.00
Gas or Service Station	5		941.00
Chain Store	3		40.00
Residence (Anywhere on Premises)	-		
Bank	-		
Miscellaneous	2		\$ 1,118.00
<b>ASSAULT</b>	68	46	
Firearm	9	7	
Knife or Cutting Instrument	4	4	
Other Dangerous Weapon	6	5	
Hands, Fists, Feet, Etc. (Aggravated)	24	13	
Simple Assaults (Not Aggravated)	25	17	
<b>BURGLARY</b>	259	35	\$ 69,396.00
Forcible Entry	145	27	
Unlawful Entry-No Force	75	5	
Attempted Forcible Entry	39	3	
Residence-Night (6 P.M.-6 A.M.)	43		\$ 11,182.00
Residence-Day (6 A.M.-6 P.M.)	80		18,774.00
Residence-Unknown	53		21,436.00
Non-Residence-Night (6 P.M.-6 A.M.)	52		7,540.00
Non-Residence-Day (6 A.M.-6 P.M.)	6		522.00
Non-Residence-Unknown	25		\$ 9,942.00
<b>LARCENY</b>	665	78	\$ 104,035.00
\$200 and Over	135		\$ 71,757.00
\$50 to \$200	290		28,514.00
Under \$50	240		\$ 3,764.00
Pocket-picking (a)	9		\$ 284.00
Purse-snatching (b)	11		761.00
Shoplifting (c)	31		2,354.00
From Motor Vehicles (Except e) (d)	100		26,567.00
Motor Vehicle Parts & Accessories (e)	181		26,905.00
Bicycles (f)	92		10,061.00
From Building (Except c & h) (g)	59		13,486.00
From Any Coin-operated Machines (h)	2		40.00
All Other (i)	180		\$ 23,577.00
<b>MOTOR VEHICLE THEFT</b>	153	29	\$ 437,088.00
Autos	131	26	
Trucks & Buses	7	2	
Other Vehicles	15	1	
<b>GRAND TOTAL:</b>	1,165	196	\$ 614,803.00

AGE, SEX AND RACE OF PERSONS ARRESTED

Including those released without having been formally charged

CLASSIFICATION OF OFFENSES	AGE			TOTAL	WHITE	NEGRO	INDIAN	ORIENTAL	ALL OTHER
	UNDER 16	16-17	OVER 18						
<b>MURDER</b>									
<b>MANSLAUGHTER BY NEGLIGENCE</b>									
<b>FORCIBLE RAPE TOTAL</b>		1		1	1				
<b>ROBBERY TOTAL</b>			9	9	7	2			
<b>ASSAULT TOTAL</b>			26	26	25	2			
<b>BURGLARY TOTAL</b>	26	10	9	45	48	1			
<b>LARCENY-THEFT (EXCEPT AUTO)</b>	3	1	1	4	74	22			
<b>AUTO THEFT</b>	27	21	36	84	15	4			
<b>Simple Assaults</b>	8	2	6	16					
<b>Arson</b>	1		2	3					
<b>Forgery and Counterfeiting</b>	1	3	5	9	11	1			
<b>Fraud</b>	1		2	3					
<b>Embezzlement</b>			1	1					
<b>Stolen Property; Buying, Receiving, Possessing</b>			19	19					
<b>Vandalism</b>			7	7	22	4			
<b>Weapons; Carrying, Possessing, etc.</b>	28	2	8	38	5				
<b>Prostitution and Commercialized Vice</b>	2	2		4	42				
<b>Sex Offenses</b>			5	5	4	1			
<b>Narcotic Drug Laws</b>	1	1	4	6	6				1
<b>Gambling</b>	1			1					
<b>Offenses Against the Family and Children</b>	8	10	7	25	24	3			
<b>Driving Under the Influence</b>	1	1		2					
<b>Liquor Laws</b>			1	1					
<b>Drunkenness</b>	1	2	3	6	7				
<b>Disorderly Conduct</b>		2		2	2				
<b>Vagrancy</b>	21	13	30	64	73	4			
<b>All Other Offenses (Except Traffic)</b>	9	4	13	26					
<b>Curfew and Loitering</b>									
<b>Runaways</b>	18	12	57	87	97	4			
<b>TOTAL</b>	177	84	254	515	570	48			1
	60	12	32	104					

Upper figure represents Male totals  
Lower figure represents Female totals

AGENCY: NEWTOWN P.D.  
POPULATION: 17,500

OFFENSES KNOWN TO THE POLICE - 1978

CLASSIFICATION OF OFFENSES	OFFENSES	CLEARED	VALUE OF PROPERTY STOLEN
CRIMINAL HOMICIDE	0	0	\$ .00
Murder & Nonnegligent Manslaughter	0	0	\$ .00
Manslaughter by Negligence	0	0	\$ .00
FORCIBLE RAPE	3	2	\$ .00
Rape by Force	2	2	\$ .00
Attempts to Commit Forcible Rape	1	0	\$ .00
ROBBERY	6	1	\$ 6,443.49
Armed Robbery	4	1	
Strong-Arm Robbery	2		
Highway (Streets, Alleys, Etc.)	2		\$ 5.00
Commercial House (Except C.D.F.)	1		50.00
Gas or Service Station	2		67.00
Chain Store	-		
Residence (Anywhere on Premises)	-		
Bank	-		
Miscellaneous	1		\$ 6,321.49
ASSAULT	67	36	
Firearm	1	1	
Knife or Cutting Instrument	4	2	
Other Dangerous Weapon	2	-	
Hands, Fists, Feet, Etc. (Aggravated)	28	16	
Simple Assaults (Not Aggravated)	32	17	
BURGLARY	236	52	\$ 93,916.34
Forcible Entry	189	49	
Unlawful Entry-No Force	21	1	
Attempted Forcible Entry	26	2	
Residence-Night (6 P.M.-6 A.M.)	24		\$ 2,605.09
Residence-Day (6 A.M.-6 P.M.)	34		23,065.68
Residence-Unknown	48		35,111.50
Non-Residence-Night (6 P.M.-6 A.M.)	98		14,654.02
Non-Residence-Day (6 A.M.-6 P.M.)	9		5,129.80
Non-Residence-Unknown	23		\$ 13,350.25
LARCENY	266	55	\$ 83,344.59
\$200 and Over	85		\$ 72,391.58
\$50 to \$200	98		9,798.72
Under \$50	83		\$ 1,154.29
Pocket-picking (a)	-		
Purse-snatching (b)	1		\$ 100.00
Shoplifting (c)	5		58.00
From Motor Vehicles (Except e) (d)	46		19,829.02
Motor Vehicle Parts & Accessories(e)	55		5,734.15
Bicycles (f)	21		3,291.00
From Building (Except c & h) (g)	31		14,819.10
From Any Coin-operated Machines (h)	4		4,246.00
All Other (i)	103		\$ 35,267.32
MOTOR VEHICLE THEFT	38	10	\$ 52,500.00
Autos	25	7	
Trucks & Buses	5	1	
Other Vehicles	8	2	
GRAND TOTAL:	616	156	\$ 236,204.42

AGE, SEX AND RACE OF PERSONS ARRESTED  
Including those released without having been formally charged

CLASSIFICATION OF OFFENSES	AGE		OVER 18	TOTAL	WHITE	NEGRO	INDIAN	ORIENTAL	ALL OTHER
	UNDER 16	16-17							
MURDER									
MANSLAUGHTER BY NEGLIGENCE			2	2					
FORCIBLE RAPE TOTAL					2				
ROBBERY TOTAL			2	2					
ASSAULT TOTAL			9	9					
BURGLARY TOTAL	23		27	50					
LARCENY-THEFT (EXCEPT AUTO)	10		9	19	69				
AUTO THEFT	44		39	83					
Simple Assaults	9		9	18	101				
Arson			11	11					
Forgery and Counterfeiting	1			1	12				
Fraud	5		15	20					
Embezzlement			2	2					
Stolen Property; Buying, Receiving, Possessing			4	4					
Vandalism	4		12	16	55				
Weapons; Carrying, Possessing, etc.	1		4	5					
Prostitution and Commercialized Vice	43			47					
Sex Offenses			2	2	2				
Narcotic Drug Laws	13		8	21	22				
Gambling	1			1					
Offenses Against the Family and Children			1	1					
Driving Under the Influence			4	4	4				
Liquor Laws	3		7	10	13	1			
Drunkenness	2		4	6	5	1			
Disorderly Conduct	4		50	54	70		2		
Vagrancy	14		8	22					
All Other Offenses (Except Traffic)	2		24	26	26				
Curfew and Loitering									
Runaways	7			7	13				
TOTAL	160	-	221	381	443	2	2		
	32		34	66					

Upper figure represents Male totals  
Lower figure represents Female totals

AGENCY: NORTH BRANFORD P.D.  
 POPULATION: 11,900

OFFENSES KNOWN TO THE POLICE - 1978

CLASSIFICATION OF OFFENSES	OFFENSES	CLEARED	VALUE OF PROPERTY STOLEN
<b>CRIMINAL HOMICIDE</b>	0	0	\$ .00
Murder & Nonnegligent Manslaughter	0	0	\$ .00
Manslaughter by Negligence	0	0	\$ .00
<b>FORCIBLE RAPE</b>	0	0	\$ .00
Rape by Force	0	0	\$ .00
Attempts to Commit Forcible Rape	0	0	\$ .00
<b>ROBBERY</b>	4	2	\$ 638.87
Armed Robbery	3	1	
Strong-Arm Robbery	1	1	
Highway (Streets, Alleys, Etc.)	3		\$ 488.87
Commercial House (Except C.D.F.)	-		
Gas or Service Station	-		
Chain Store	-		
Residence (Anywhere on Premises)	-		
Bank	-		
Miscellaneous	1		\$ 150.00
<b>ASSAULT</b>	26	16	
Firearm	-	-	
Knife or Cutting Instrument	-	-	
Other Dangerous Weapon	-	-	
Hands, Fists, Feet, Etc. (Aggravated)	5	3	
Simple Assaults (Not Aggravated)	21	13	
<b>BURGLARY</b>	136	15	\$ 113,751.28
Forcible Entry	97	11	
Unlawful Entry-No Force	23	3	
Attempted Forcible Entry	16	1	
Residence-Night (6 P.M.-6 A.M.)	21		\$ 7,569.00
Residence-Day (6 A.M.-6 P.M.)	52		57,534.00
Residence-Unknown	27		14,744.00
Non-Residence-Night (6 P.M.-6 A.M.)	21		29,930.88
Non-Residence-Day (6 A.M.-6 P.M.)	1		
Non-Residence-Unknown	14		\$ 3,923.40
<b>LARCENY</b>	175	25	\$ 26,833.40
\$200 and Over	39		\$ 19,244.40
\$50 to \$200	66		6,385.30
Under \$50	70		\$ 1,203.70
Pocket-picking (a)	-		
Purse-snatching (b)	-		
Shoplifting (c)	6		\$ 92.29
From Motor Vehicles (Except e) (d)	23		3,771.79
Motor Vehicle Parts & Accessories(e)	33		4,626.00
Bicycles (f)	20		2,655.20
From Building (Except c & h) (g)	22		2,876.39
From Any Coin-operated Machines (h)	12		576.05
All Other (i)	59		\$ 12,244.68
<b>MOTOR VEHICLE THEFT</b>	28	2	\$ 98,300.00
Autos	18	2	
Trucks & Buses	2	-	
Other Vehicles	8	-	
<b>GRAND TOTAL:</b>	369	60	\$ 239,523.55

AGE, SEX AND RACE OF PERSONS ARRESTED

Including those released without having been formally charged

CLASSIFICATION OF OFFENSES	AGE			TOTAL	WHITE	NEGRO	INDIAN	ORIENTAL	ALL OTHER
	UNDER 16	16-17	OVER 18						
<b>MURDER</b>									
<b>MANSLAUGHTER BY NEGLIGENCE</b>									
<b>FORCIBLE RAPE TOTAL</b>									
<b>ROBBERY TOTAL</b>		1		1	1				
<b>ASSAULT TOTAL</b>			5	5	6	1		1	
<b>BURGLARY TOTAL</b>	4	5	3	12	12	3			
<b>LARCENY-THEFT (EXCEPT AUTO)</b>	3	4	3	10	9	2			
<b>AUTO THEFT</b>		2	3	5	6				
Simple Assaults			7	7	6	1			
Arson			2	2					
Forgery and Counterfeiting			1	1	3				
Fraud									
Embezzlement									
Stolen Property; Buying, Receiving, Possessing		2	3	3	6				
Vandalism	12	12	4	28	32				
Weapons; Carrying, Possessing, etc.	3		1	4					
Prostitution and Commercialized Vice	1	1	1	3	3				
Sex Offenses									
Narcotic Drug Laws	1	2	1	4	6				
Gambling									
Offenses Against the Family and Children									
Driving Under the Influence			11	11	12				
Liquor Laws									
Drunkennes									
Disorderly Conduct	1		18	19	17	4			
Vagrancy									
All Other Offenses (Except Traffic)	5	4	15	24	30				
Curfew and Loitering		1		1	1				
Runaways									
<b>TOTAL</b>	27	32	76	135	150	11		1	
	4	4	19	27					

Upper figure represents Male totals  
 Lower figure represents Female totals

AGENCY: NORTH HAVEN P.D.  
POPULATION: 23,500

OFFENSES KNOWN TO THE POLICE - 1978

CLASSIFICATION OF OFFENSES	OFFENSES	CLEARED	VALUE OF PROPERTY STOLEN
CRIMINAL HOMICIDE	1	0	\$ .00
Murder & Nonnegligent Manslaughter	1	0	\$ .00
Manslaughter by Negligence	0	0	\$ .00
FORCIBLE RAPE	0	0	\$ .00
Rape by Force	0	0	\$ .00
Attempts to Commit Forcible Rape	0	0	\$ .00
ROBBERY	23	14	\$ 7,412.00
Armed Robbery	20	8	
Strong-Arm Robbery	3	6	
Highway (Streets, Alleys, Etc.)	2		\$ 35.00
Commercial House (Except C.D.F.)	10		596.00
Gas or Service Station	6		3,405.00
Chain Store	3		1,316.00
Residence (Anywhere on Premises)	-		
Bank	-		
Miscellaneous	2		\$ 2,060.00
ASSAULT	11	21	
Firearm	-	1	
Knife or Cutting Instrument	-	1	
Other Dangerous Weapon	4	5	
Hands, Fists, Feet, Etc. (Aggravated)	6	13	
Simple Assaults (Not Aggravated)	1	1	
BURGLARY	251	58	\$ 110,736.63
Forcible Entry	194	58	
Unlawful Entry-No Force	50		
Attempted Forcible Entry	7		
Residence-Night (6 P.M.-6 A.M.)	60		\$ 17,357.43
Residence-Day (6 A.M.-6 P.M.)	58		33,939.59
Residence-Unknown	26		14,746.35
Non-Residence-Night (6 P.M.-6 A.M.)	86		33,732.55
Non-Residence-Day (6 A.M.-6 P.M.)	8		65.00
Non-Residence-Unknown	13		\$ 10,895.71
LARCENY	793	209	\$ 194,264.10
\$200 and Over	121		\$ 167,344.56
\$50 to \$200	275		21,383.82
Under \$50	397		\$ 5,535.72
Pocket-picking (a)	8		\$ 401.95
Purse-snatching (b)	2		115.00
Shoplifting (c)	121		2,775.28
From Motor Vehicles (Except e) (d)	77		20,747.93
Motor Vehicle Parts & Accessories(e)	169		21,837.85
Bicycles (f)	62		6,027.29
From Building (Except c & h) (g)	87		24,484.03
From Any Coin-operated Machines (h)	-		
All Other (i)	267		\$ 117,874.77
MOTOR VEHICLE THEFT	64	2	\$ 135,900.00
Autos	57	2	
Trucks & Buses	6		
Other Vehicles	1		
GRAND TOTAL:	1,143	304	\$ 448,312.73

AGE, SEX AND RACE OF PERSONS ARRESTED

Including those released without having been formally charged

CLASSIFICATION OF OFFENSES	AGE			TOTAL	WHITE	NEGRO	INDIAN	ORIENTAL	ALL OTHER
	UNDER 16	16-17	OVER 18						
MURDER									
MANSLAUGHTER BY NEGLIGENCE									
FORCIBLE RAPE TOTAL									
ROBBERY TOTAL		2	12	14	12	2			
ASSAULT TOTAL		3	11	14	15	1			
BURGLARY TOTAL	8	23	36	67	63	5			
LARCENY-THEFT (EXCEPT AUTO)	8	16	129	153	177	46			
AUTO THEFT	5	12	53	70	4	1			
Simple Assaults	2	1	1	4	4	1			
Arson	3		4	7	8				
Forgery and Counterfeiting	1	3	4	10	12				
Fraud	2	2	9	12	13	1			
Embezzlement	1		1	2	1				
Stolen Property; Buying, Receiving, Possessing									
Vandalism	9	1		10	10				
Weapons; Carrying, Possessing, etc.		3	22	25	23	4			
Prostitution and Commercialized Vice		1	1	2					
Sex Offenses			5	5	5				
Narcotic Drug Laws	4	16	74	94	102	11			
Gambling		6	13	19	1				
Offenses Against the Family and Children			1	1					
Driving Under the Influence		3	50	53	58	1			
Liquor Laws		1	1	2	3				
Drunkenness			1	1					
Disorderly Conduct	1	10	43	54	52	3			
Vagrancy	1		1	1	1				
All Other Offenses (Except Traffic)	25	30	120	175	186	18			
Curfew and Loitering	2	5	22	29					
Runaways		1		1	1				
TOTAL	69	114	522	705	753	93			
	13	26	102	141					

Upper figure represents Male totals  
Lower figure represents Female totals

AGENCY: NORWALK P.D.  
POPULATION: 80,300

OFFENSES KNOWN TO THE POLICE - 1978

CLASSIFICATION OF OFFENSES	OFFENSES	CLEARED	VALUE OF PROPERTY STOLEN
<b>CRIMINAL HOMICIDE</b>	5	3	\$ .00
Murder & Nonnegligent Manslaughter	5	3	\$ .00
Manslaughter by Negligence	0	0	\$ .00
<b>FORCIBLE RAPE</b>	20	13	\$ .00
Rape by Force	16	10	\$ .00
Attempts to Commit Forcible Rape	4	3	\$ .00
<b>ROBBERY</b>	98	19	\$ 20,606.00
Armed Robbery	34	6	
Strong-Arm Robbery	64	13	
Highway (Streets, Alleys, Etc.)	33		\$ 3,031.00
Commercial House (Except C.D.F.)	21		8,809.00
Gas or Service Station	13		2,126.00
Chain Store	5		1,052.00
Residence (Anywhere on Premises)	11		4,385.00
Bank	1		.00
Miscellaneous	14		\$ 1,203.00
<b>ASSAULT</b>	799	379	
Firearm	17	8	
Knife or Cutting Instrument	30	21	
Other Dangerous Weapon	33	24	
Hands, Fists, Feet, Etc. (Aggravated)	17	13	
Simple Assaults (Not Aggravated)	702	313	
<b>BURGLARY</b>	1,540	176	\$ 822,794.00
Forcible Entry	1,138	130	
Unlawful Entry-No Force	210	27	
Attempted Forcible Entry	192	19	
Residence-Night (6 P.M.-6 A.M.)	253		\$ 203,865.00
Residence-Day (6 A.M.-6 P.M.)	569		324,372.00
Residence-Unknown	-		
Non-Residence-Night (6 P.M.-6 A.M.)	486		285,758.00
Non-Residence-Day (6 A.M.-6 P.M.)	232		8,799.00
Non-Residence-Unknown	-		\$ .00
<b>LARCENY</b>	2,825	384	\$ 1,728,463.00
\$200 and Over	641		\$ 1,590,459.00
\$50 to \$200	1,172		120,650.00
Under \$50	1,012		\$ 17,354.00
Pocket-picking (a)	22		\$ 1,964.00
Purse-snatching (b)	31		2,653.00
Shoplifting (c)	287		15,808.00
From Motor Vehicles (Except e) (d)	400		75,285.00
Motor Vehicle Parts & Accessories (e)	248		29,264.00
Bicycles (f)	435		68,072.00
From Building (Except c & h) (g)	688		1,339,448.00
From Any Coin-operated Machines (h)	10		552.00
All Other (i)	704		195,417.00
<b>MOTOR VEHICLE THEFT</b>	482	61	\$ 1,051,767.00
Autos	453	58	
Trucks & Buses	18	2	
Other Vehicles	11	1	
<b>GRAND TOTAL:</b>	5,769	1,035	\$ 3,623,630.00

REFER TO PAGE 200

AGE, SEX AND RACE OF PERSONS ARRESTED  
Including those released without having been formally charged

CLASSIFICATION OF OFFENSES	AGE			TOTAL	WHITE	NEGRO	INDIAN	ORIENTAL	ALL OTHER
	UNDER 16	16-17	OVER 18						
<b>MURDER</b>			2	2					
			1	1	2	1			
<b>MANSLAUGHTER BY NEGLIGENCE</b>			1	1	1				
	1	1	14	16	7	10			
<b>FORCIBLE RAPE TOTAL</b>			1	1					
<b>ROBBERY TOTAL</b>	3	3	11	17	11	8			
			2	2					
<b>ASSAULT TOTAL</b>	4	15	81	100	63	55			
	1	1	17	19					
<b>BURGLARY TOTAL</b>	50	43	190	283	107	162			
	4	3	7	14					
<b>LARCENY-THEFT (EXCEPT AUTO)</b>	117	76	225	418	313	247			
	40	26	119	185					
<b>AUTO THEFT</b>	8	9	20	37					
			1	1	23	12			
Simple Assaults	83	36	180	299					
	31	13	26	70	197	144			
Arson	13			13					
	4			4	13	4			
Forgery and Counterfeiting		2	35	37					
			14	14	17	34			
Fraud		1	63	64					
		1	23	24	49	38			
Embezzlement									
Stolen Property; Buying, Receiving, Possessing	1		1	2	2				
	64			64					
Vandalism	7			7	48	13			
Weapons; Carrying, Possessing, etc.	6	2	26	34					
Prostitution and Commercialized Vice			1	1	24	11			
			35	35					
			8	8	35	8			
Sex Offenses	15	3	23	41					
	3	1	2	6	35	6			
Narcotic Drug Laws	20	14	97	131					
	9	2	14	25	91	60			
	1		2	3					
Gambling					2	1			
Offenses Against the Family and Children			6	6					
			1	1	6	1			
Driving Under the Influence		1	52	53					
			10	10	57	6			
Liquor Laws	4	4	1	9					
		1		1	2	4			
Drunkenness									
Disorderly Conduct	160	54	546	760					
	78	9	99	186	567	325			
Vagrancy									
All Other Offenses (Except Traffic)	261	86	437	784					
	50	8	73	131	697	154			
Curfew and Loitering									
Runaways	51			51					
	60			60	55	27			
<b>TOTAL</b>	862	350	2047	3259					
	287	66	419	772	2424	331			

Upper figure represents Male totals  
Lower figure represents Female totals



AGENCY: NORWICH P.D.  
POPULATION: 44,500

OFFENSES KNOWN TO THE POLICE - 1978

CLASSIFICATION OF OFFENSES	OFFENSES	CLEARED	VALUE OF PROPERTY STOLEN
CRIMINAL HOMICIDE	1	1	\$ .00
Murder & Nonnegligent Manslaughter	0	0	\$ .00
Manslaughter by Negligence	1	1	\$ .00
FORCIBLE RAPE	5	4	\$ .00
Rape by Force	5	4	\$ .00
Attempts to Commit Forcible Rape	0	0	\$ .00
ROBBERY	50	30	\$ 10,910.27
Armed Robbery	20	7	
Strong-Arm Robbery	30	23	
Highway (Streets, Alleys, Etc.)	32		\$ 1,111.50
Commercial House (Except C.D.F.)	2		140.69
Gas or Service Station	10		4,029.32
Chain Store	4		5,618.76
Residence (Anywhere on Premises)	1		10.00
Bank	-		
Miscellaneous	1		\$ .00
ASSAULT	220	172	
Firearm	-	-	
Knife or Cutting Instrument	6	6	
Other Dangerous Weapon	11	11	
Hands, Fists, Feet, Etc. (Aggravated)	50	37	
Simple Assaults (Not Aggravated)	153	118	
BURGLARY	590	299	\$ 189,522.74
Forcible Entry	250	132	
Unlawful Entry-No Force	293	166	
Attempted Forcible Entry	47	1	
Residence-Night (6 P.M.-6 A.M.)	107		\$ 60,496.92
Residence-Day (6 A.M.-6 P.M.)	135		38,703.47
Residence-Unknown	103		35,075.42
Non-Residence-Night (6 P.M.-6 A.M.)	138		29,174.91
Non-Residence-Day (6 A.M.-6 P.M.)	30		9,209.85
Non-Residence-Unknown	77		\$ 16,857.17
LARCENY	1,199	642	\$ 150,965.30
\$200 and Over	208		\$ 94,524.09
\$50 to \$200	424		44,212.52
Under \$50	567		\$ 12,228.69
Pocket-picking (a)	-		
Purse-snatching (b)	-		
Shoplifting (c)	234		\$ 5,034.21
From Motor Vehicles (Except e) (d)	176		31,126.56
Motor Vehicle Parts & Accessories(e)	146		17,666.06
Bicycles (f)	138		11,431.16
From Building (Except c & h) (g)	235		36,665.21
From Any Coin-operated Machines (h)	5		955.00
All Other (i)	265		\$ 48,037.10
MOTOR VEHICLE THEFT	106	32	\$ 250,684.10
Autos	86	28	
Trucks & Buses	8	3	
Other Vehicles	12	1	
GRAND TOTAL:	2,171	1,180	\$ 602,082.41

AGE, SEX AND RACE OF PERSONS ARRESTED

Including those released without having been formally charged

CLASSIFICATION OF OFFENSES	AGE			TOTAL	WHITE	NEGRO	INDIAN	ORIENTAL	ALL OTHER
	UNDER 16	16-17	OVER 18						
MURDER			1	1					
MANSLAUGHTER BY NEGLIGENCE					1				
FORCIBLE RAPE TOTAL			2	2	2				
ROBBERY TOTAL	4	10	18	32	26	7			
ASSAULT TOTAL		5	43	48	41	13			
BURGLARY TOTAL	56	61	171	288	288	11			
LARCENY-THEFT (EXCEPT AUTO)	130	93	322	545	567	75			
AUTO THEFT	35	10	52	97	567	75			
SIMPLE ASSAULTS	8	8	12	28	29	3			
ARSON	3	11	108	122	103	19			
FORGERY AND COUNTERFEITING	4		2	6	8	1			
FRAUD	3			3	28	3			
EMBEZZLEMENT			62	62	75	6			
STOLEN PROPERTY; BUYING, RECEIVING, POSSESSING		1	55	56	55	3			
VANDALISM	97	34	192	323	309	29			
WEAPONS; CARRYING, POSSESSING, ETC.	6	1	8	15	42	6			
PROSTITUTION AND COMMERCIALIZED VICE	1	4	40	45	3	3			
SEX OFFENSES			1	1	4				
NARCOTIC DRUG LAWS	6	1	7	14	10	4			
GAMBLING	16	16	53	85	90	6			
OFFENSES AGAINST THE FAMILY AND CHILDREN	4	1	6	11					
DRIVING UNDER THE INFLUENCE	1	1	9	11	12				
LIQUOR LAWS			30	31	32	1			
DRUNKENNESS	1		9	10	9	1			
DISORDERLY CONDUCT	55	65	448	568	556	72			
VAGRANCY	16	4	40	60					
ALL OTHER OFFENSES (EXCEPT TRAFFIC)	113	95	411	619	584	79			
CURFEW AND LOITERING	21	3	20	44					
RUNAWAYS	27			27	59	2			
TOTAL	523	407	2022	2952	2931	341			
	124	24	172	320					

Upper figure represents Male totals  
Lower figure represents Female totals

AGENCY: OLD SAYBROOK P.D.  
 POPULATION: 9,300

OFFENSES KNOWN TO THE POLICE - 1978

CLASSIFICATION OF OFFENSES	OFFENSES	CLEARED	VALUE OF PROPERTY STOLEN
CRIMINAL HOMICIDE	0	0	\$ .00
Murder & Nonnegligent Manslaughter	0	0	\$ .00
Manslaughter by Negligence	0	0	\$ .00
FORCIBLE RAPE	1	1	\$ .00
Rape by Force	1	1	\$ .00
Attempts to Commit Forcible Rape	-	-	\$ .00
ROBBERY	4	3	\$ 550.00
Armed Robbery	2	1	
Strong-Arm Robbery	2	2	
Highway (Streets, Alleys, Etc.)	2		\$ 165.00
Commercial House (Except C.D.F.)	-		
Gas or Service Station	1		\$ 300.00
Chain Store	1		\$ 85.00
Residence (Anywhere on Premises)	-		
Bank	-		
Miscellaneous	-		
ASSAULT	1	1	
Firearm	-	-	
Knife or Cutting Instrument	-	-	
Other Dangerous Weapon	-	-	
Hands, Fists, Feet, Etc. (Aggravated)	1	1	
Simple Assaults (Not Aggravated)	-	-	
BURGLARY	138	16	\$ 36,891.00
Forcible Entry	97	14	
Unlawful Entry-No Force	20	1	
Attempted Forcible Entry	21	1	
Residence-Night (6 P.M.-6 A.M.)	43		\$ 7,730.00
Residence-Day (6 A.M.-6 P.M.)	15		2,756.00
Residence-Unknown	43		3,369.00
Non-Residence-Night (6 P.M.-6 A.M.)	30		20,061.00
Non-Residence-Day (6 A.M.-6 P.M.)	5		975.00
Non-Residence-Unknown	2		\$ 2,000.00
LARCENY	341	44	\$ 59,742.56
\$200 and Over	87		\$ 43,651.34
\$50 to \$200	128		13,292.38
Under \$50	126		\$ 2,798.84
Pocket-picking (a)	-		\$ 241.00
Purse-snatching (b)	6		10,433.98
Shoplifting (c)	46		16,675.00
From Motor Vehicles (Except e) (d)	52		5,654.00
Motor Vehicle Parts & Accessories(e)	50		4,113.00
Bicycles (f)	38		3,254.45
From Building (Except c & h) (g)	34		
From Any Coin-operated Machines (h)	-		
All Other (i)	115		\$ 25,371.13
MOTOR VEHICLE THEFT	-		
Autos	-		
Trucks & Buses	-		
Other Vehicles	-		
GRAND TOTAL:	485	65	\$ 97,183.56

AGE, SEX AND RACE OF PERSONS ARRESTED

Including those released without having been formally charged

CLASSIFICATION OF OFFENSES	AGE			TOTAL	WHITE	NEGRO	INDIAN	ORIENTAL	ALL OTHER
	UNDER 16	16-17	OVER 18						
MURDER									
MANSLAUGHTER BY NEGLIGENCE									
FORCIBLE RAPE TOTAL									
ROBBERY TOTAL		1	2	3	3	1			
ASSAULT TOTAL									
BURGLARY TOTAL	12	1	22	35	27				8
LARCENY-THEFT (EXCEPT AUTO)	20	3	53	76					
AUTO THEFT	6	1	16	23	93	3			3
Simple Assaults	4		1	5					
Arson	1			1	6				
Forgery and Counterfeiting			1	1					
Fraud			5	5					
Embezzlement			3	3	8				
Stolen Property; Buying, Receiving, Possessing									
Vandalism	27	2		29					
Weapons; Carrying, Possessing, etc.	4			4	33				
Prostitution and Commercialized Vice			2	2	2				
Sex Offenses	4	2	18	22					
Narcotic Drug Laws	2	2		4	24	2			
Gambling									
Offenses Against the Family and Children									
Driving Under the Influence	3	9	14	26					
Liquor Laws	4	5	1	10	36				
Drunkenness		1		1	1				
Disorderly Conduct	2		19	21					
Vagrancy			3	3	24				
All Other Offenses (Except Traffic)	51	6	61	118					
Curfew and Loitering	26	1	3	30	145	3			
Runaways	2			2	2				
TOTAL	135	27	198	360	434	9			11
	58	9	27	94					

Upper figure represents Male totals  
 Lower figure represents Female totals

AGENCY: ORANGE P.D.  
POPULATION: 15,000

OFFENSES KNOWN TO THE POLICE - 1978

CLASSIFICATION OF OFFENSES	OFFENSES	CLEARED	VALUE OF PROPERTY STOLEN
CRIMINAL HOMICIDE	1	0	\$ .00
Murder & Nonnegligent Manslaughter	1	0	\$ .00
Manslaughter by Negligence	0	0	\$ .00
FORCIBLE RAPE	3	0	\$ .00
Rape by Force	3	0	\$ .00
Attempts to Commit Forcible Rape	0	0	\$ .00
ROBBERY	10	2	\$ 17,577.10
Armed Robbery	9	2	
Strong-Arm Robbery	1	0	
Highway (Streets, Alleys, Etc.)	2		\$ 4,500.00
Commercial House (Except C.D.F.)	2		1,310.00
Gas or Service Station	2		1,200.00
Chain Store	1		3,029.10
Residence (Anywhere on Premises)	1		6,538.00
Bank	1		1,000.00
Miscellaneous	1		\$ .00
ASSAULT	32	22	
Firearm	-	-	
Knife or Cutting Instrument	2	1	
Other Dangerous Weapon	1	-	
Hands, Fists, Feet, Etc. (Aggravated)	17	11	
Simple Assaults (Not Aggravated)	12	10	
BURGLARY	197	13	\$ 303,503.91
Forcible Entry	143	10	
Unlawful Entry-No Force	23	2	
Attempted Forcible Entry	31	1	
Residence-Night (6 P.M.-6 A.M.)	26		\$ 24,591.67
Residence-Day (6 A.M.-6 P.M.)	52		156,691.50
Residence-Unknown	47		53,923.00
Non-Residence-Night (6 P.M.-6 A.M.)	32		37,832.59
Non-Residence-Day (6 A.M.-6 P.M.)	3		750.00
Non-Residence-Unknown	37		\$ 29,715.15
LARCENY	489	234	\$ 109,973.77
\$200 and Over	120		\$ 86,795.58
\$50 to \$200	168		18,354.24
Under \$50	201		\$ 4,823.95
Pocket-picking (a)	5		\$ 6,210.85
Purse-snatching (b)	2		250.00
Shoplifting (c)	199		10,514.48
From Motor Vehicles (Except e) (d)	85		27,457.76
Motor Vehicle Parts & Accessories (e)	82		15,793.76
Bicycles (f)	22		5,151.00
From Building (Except c & h) (g)	39		28,697.22
From Any Coin-operated Machines (h)	-		
All Other (i)	55		\$ 15,898.70
MOTOR VEHICLE THEFT	108	3	\$ 229,755.00
Autos	89	3	
Trucks & Buses	10		
Other Vehicles	9		
GRAND TOTAL:	840	274	\$ 660,809.78

AGE, SEX AND RACE OF PERSONS ARRESTED

Including those released without having been formally charged

CLASSIFICATION OF OFFENSES	AGE			TOTAL	WHITE	NEGRO	INDIAN	ORIENTAL	ALL OTHER
	UNDER 16	16-17	OVER 18						
MURDER									
MANSLAUGHTER BY NEGLIGENCE									
FORCIBLE RAPE TOTAL									
ROBBERY TOTAL			4	4	4				
ASSAULT TOTAL			6	6	4	2			
BURGLARY TOTAL	2	4	10	16	14				2
LARCENY-THEFT (EXCEPT AUTO)	36	11	83	130	137	146			1
	29	15	110	154					
AUTO THEFT	4	3		7	3	2			2
Simple Assaults	1	1	11	13	13				
Arson		1		1	2				
Forgery and Counterfeiting		1		1	1				
Fraud			10	10	14	8			
			12	12					
Embezzlement Stolen Property; Buying, Receiving, Possessing									
Vandalism	18	6	8	32	32				
Weapons; Carrying, Possessing, etc.	1	1	6	8	8				
Prostitution and Commercialized Vice									
Sex Offenses			1	1	1				
Narcotic Drug Laws	6	5	2	13	15	1			
		3		3					
Gambling									
Offenses Against the Family and Children	1	1		2					
	2	2		4	6				
Driving Under the Influence									
Liquor Laws	1	7		8	8				
Drunkenness		1		1	1				
Disorderly Conduct	33	18	33	84	91	9			1
	7	1	9	17					
Vagrancy									
All Other Offenses (Except Traffic)	14	1	5	20	21				
			1	1					
Curfew and Loitering									
Runaways	12	3	8	11	26	2			
		5		5					
TOTAL	125	63	179	367	401	170			6
	50	28	132	210					

Upper figure represents Male totals  
Lower figure represents Female totals

AGENCY: PLAINVILLE P.D.  
POPULATION: 16,900

OFFENSES KNOWN TO THE POLICE - 1978

CLASSIFICATION OF OFFENSES	OFFENSES	CLEARED	VALUE OF PROPERTY STOLEN
CRIMINAL HOMICIDE	0	0	\$ .00
Murder & Nonnegligent Manslaughter	0	0	\$ .00
Manslaughter by Negligence	0	0	\$ .00
FORCIBLE RAPE	0	0	\$ .00
Rape by Force	0	0	\$ .00
Attempts to Commit Forcible Rape	8	4	\$ 1,581.00
ROBBERY	4	1	
Armed Robbery	4	3	
Strong-Arm Robbery	2		\$ 24.00
Highway (Streets, Alleys, Etc.)	2		1,264.00
Commercial House (Except C.D.F.)	1		85.00
Gas or Service Station	1		102.00
Chain Store	1		72.00
Residence (Anywhere on Premises)	-		
Bank	1		\$ 34.00
Miscellaneous	86	79	
ASSAULT	2	2	
Firearm	4	3	
Knife or Cutting Instrument	1	2	
Other Dangerous Weapon	15	13	
Hands, Fists, Feet, Etc. (Aggravated)	64	59	
Simple Assaults (Not Aggravated)	104	39	\$ 27,756.00
BURGLARY	67	35	
Forcible Entry	22	4	
Unlawful Entry-No Force	15	-	
Attempted Forcible Entry	22		\$ 4,856.00
Residence-Night (6 P.M.-6 A.M.)	29		7,132.00
Residence-Day (6 A.M.-6 P.M.)	1		2,500.00
Residence-Unknown	51		13,199.00
Non-Residence-Night (6 P.M.-6 A.M.)	1		69.00
Non-Residence-Day (6 A.M.-6 P.M.)	-		\$ .00
Non-Residence-Unknown	384	123	\$ 59,383.55
LARCENY	72		\$ 39,580.71
\$200 and Over	169		16,979.36
\$50 to \$200	143		\$ 2,823.48
Under \$50	-		
Pocket-picking (a)	4		\$ 513.00
Purse-snatching (b)	26		564.50
Shoplifting (c)	40		9,285.00
From Motor Vehicles (Except e) (d)	75		9,001.00
Motor Vehicle Parts & Accessories (e)	62		6,363.00
Bicycles (f)	75		14,170.69
From Building (Except c & h) (g)	2		7.00
From Any Coin-operated Machines (h)	100		19,479.36
All Other (i)	53	19	\$ 90,550.00
MOTOR VEHICLE THEFT	41	16	
Autos	3	1	
Trucks & Buses	9	2	
Other Vehicles	635	264	\$ 179,270.55
GRAND TOTAL:			

AGE, SEX AND RACE OF PERSONS ARRESTED  
Including those released without having been formally charged

CLASSIFICATION OF OFFENSES	AGE			TOTAL	WHITE	NEGRO	INDIAN	ORIENTAL	ALL OTHER
	UNDER 16	16-17	OVER 18						
MURDER									
MANSLAUGHTER BY NEGLIGENCE									
FORCIBLE RAPE TOTAL									
ROBBERY TOTAL	1	1	2	4	2	5			
ASSAULT TOTAL	1		21	22	21	3			
BURGLARY TOTAL	3	3	6	12	18	1			3
LARCENY-THEFT (EXCEPT AUTO)	1	7	2	10					
AUTO THEFT	25	17	36	78	94	7			
Simple Assaults	4	2	17	23	3	1			
Arson	7	8	51	66	78	6			
Forgery and Counterfeiting	6	1	11	18	3				
Fraud			2	2					
Embezzlement									
Stolen Property; Buying, Receiving, Possessing									
Vandalism	72	5	3	80					
Weapons; Carrying, Possessing, etc.	5	2		7	83	2			
Prostitution and Commercialized Vice	4			4	5	1			
Sex Offenses	1		1	2	2				
Narcotic Drug Laws	4	8	8	20					
Gambling		2	2	4	24				
Offenses Against the Family and Children									
Driving Under the Influence			20	20	20	1			
Liquor Laws		2	1	3					
Drunkenness	2	2		4					
Disorderly Conduct	1	1		2	6				
Vagrancy	36	31	149	216	267	9			1
All Other Offenses (Except Traffic)	3	2	56	61					
Curfew and Loitering									
Runaways									
TOTAL	320	160	447	927	1118	58			6
	80	31	144	255					

Upper figure represents Male totals  
Lower figure represents Female totals

AGENCY: PLYMOUTH P.D.  
POPULATION: 11,000

OFFENSES KNOWN TO THE POLICE - 1978

CLASSIFICATION OF OFFENSES	OFFENSES	CLEARED	VALUE OF PROPERTY STOLEN
<b>CRIMINAL HOMICIDE</b>	0	0	\$ .00
Murder & Nonnegligent Manslaughter	0	0	\$ .00
Manslaughter by Negligence	0	0	\$ .00
<b>FORCIBLE RAPE</b>	0	0	\$ .00
Rape by Force	0	0	\$ .00
Attempts to Commit Forcible Rape	0	0	\$ .00
<b>ROBBERY</b>	3	2	\$ 1,402.00
Armed Robbery	-	-	
Strong-Arm Robbery	3	2	
Highway (Streets, Alleys, Etc.)	2		\$ 499.00
Commercial House (Except C.D.F.)	-		
Gas or Service Station	-		
Chain Store	-		
Residence (Anywhere on Premises)	-		
Bank	-		
Miscellaneous	1		\$ 903.00
<b>ASSAULT</b>	32	29	
Firearm	1	1	
Knife or Cutting Instrument	4	5	
Other Dangerous Weapon	4	3	
Hands, Fists, Feet, Etc. (Aggravated)	16	14	
Simple Assaults (Not Aggravated)	7	6	
<b>BURGLARY</b>	137	51	\$ 38,211.30
Forcible Entry	106	42	
Unlawful Entry-No Force	22	7	
Attempted Forcible Entry	9	2	
Residence-Night (6 P.M.-6 A.M.)	22		\$ 3,902.97
Residence-Day (6 A.M.-6 P.M.)	59		20,111.09
Residence-Unknown	10		4,334.00
Non-Residence-Night (6 P.M.-6 A.M.)	40		7,060.74
Non-Residence-Day (6 A.M.-6 P.M.)	2		525.00
Non-Residence-Unknown	4		\$ 2,277.50
<b>LARCENY</b>	106	12	\$ 18,905.47
\$200 and Over	25		\$ 12,567.35
\$50 to \$200	50		5,530.64
Under \$50	31		\$ 807.48
Pocket-picking (a)	1		\$ 250.00
Purse-snatching (b)	-		
Shoplifting (c)	1		50.00
From Motor Vehicles (Except e) (d)	24		4,033.35
Motor Vehicle Parts & Accessories (e)	18		1,954.88
Bicycles (f)	24		2,623.64
From Building (Except c & h) (g)	18		3,646.25
From Any Coin-operated Machines (h)	-		
All Other (i)	20		\$ 6,347.35
<b>MOTOR VEHICLE THEFT</b>	18	2	\$ 27,400.00
Autos	13	2	
Trucks & Buses	1		
Other Vehicles	4		
<b>GRAND TOTAL:</b>	296	96	\$ 85,918.77

AGE, SEX AND RACE OF PERSONS ARRESTED  
Including those released without having been formally charged

CLASSIFICATION OF OFFENSES	AGE			TOTAL	SEX AND RACE					
	UNDER 16	16-17	OVER 18		WHITE	NEGRO	INDIAN	ORIENTAL	ALL OTHER	
<b>MURDER</b>										
<b>MANSLAUGHTER BY NEGLIGENCE</b>										
<b>FORCIBLE RAPE TOTAL</b>										
<b>ROBBERY TOTAL</b>		1	3	4	4					
<b>ASSAULT TOTAL</b>	1	3	5	9	9					
<b>BURGLARY TOTAL</b>	35	13	23	71	73					
<b>LARCENY-THEFT (EXCEPT AUTO)</b>	4	2	3	9	11					
<b>AUTO THEFT</b>	3		2	5	5					
Simple Assaults	1	2	17	20	22					
Arson										
Forgery and Counterfeiting		1	1	2	2					
Fraud										
Embezzlement										
Stolen Property; Buying, Receiving, Possessing										
Vandalism	2			2	2					
Weapons; Carrying, Possessing, etc.	1			1	1					
Prostitution and Commercialized Vice										
Sex Offenses										
Narcotic Drug Laws	1	3	8	12	13					
Gambling		3		3	3					
Offenses Against the Family and Children										
Driving Under the Influence			11	11	12					
Liquor Laws										
Drunkenness										
Disorderly Conduct	9	6	51	66	88					
Vagrancy		3	19	22						
All Other Offenses (Except Traffic)	4	10	23	37	51					
Curfew and Loitering	3		11	14						
Runaways	7			7	8					
<b>TOTAL</b>	62	44	147	253	304					
	10	5	36	51						

Upper figure represents Male totals  
Lower figure represents Female totals

AGENCY: PUTNAM P.D.  
POPULATION: 8,900

OFFENSES KNOWN TO THE POLICE - 1978

CLASSIFICATION OF OFFENSES	OFFENSES	CLEARED	VALUE OF PROPERTY STOLEN
CRIMINAL HOMICIDE	0	0	\$ .00
Murder & Nonnegligent Manslaughter	0	0	\$ .00
Manslaughter by Negligence	0	0	\$ .00
FORCIBLE RAPE	0	0	\$ .00
Rape by Force	0	0	\$ .00
Attempts to Commit Forcible Rape	0	0	\$ .00
ROBBERY	3	1	\$ 253.50
Armed Robbery	3	1	
Strong-Arm Robbery	-	-	
Highway (Streets, Alleys, Etc.)	-		
Commercial House (Except C.D.F.)	-		
Gas or Service Station	1		\$ 50.00
Chain Store	-		
Residence (Anywhere on Premises)	-		
Bank	-		
Miscellaneous	2		\$ 203.50
ASSAULT	19	18	
Firearm	-		
Knife or Cutting Instrument	-		
Other Dangerous Weapon	-		
Hands, Fists, Feet, Etc. (Aggravated)	2	1	
Simple Assaults (Not Aggravated)	17	17	
BURGLARY	65	18	\$ 12,106.93
Forcible Entry	34	12	
Unlawful Entry-No Force	19	6	
Attempted Forcible Entry	12	-	
Residence-Night (6 P.M.-6 A.M.)	8		\$ 350.00
Residence-Day (6 A.M.-6 P.M.)	2		404.00
Residence-Unknown	12		287.98
Non-Residence-Night (6 P.M.-6 A.M.)	33		10,289.95
Non-Residence-Day (6 A.M.-6 P.M.)	4		700.00
Non-Residence-Unknown	6		\$ 75.00
LARCENY	141	33	\$ 12,670.96
\$200 and Over	15		\$ 6,170.18
\$50 to \$200	49		4,872.39
Under \$50	77		\$ 1,628.39
Pocket-picking (a)	-		
Purse-snatching (b)	1		
Shoplifting (c)	24		\$ 379.41
From Motor Vehicles (Except e) (d)	20		1,555.13
Motor Vehicle Parts & Accessories (e)	27		1,477.05
Bicycles (f)	30		3,175.90
From Building (Except c & h) (g)	15		3,135.53
From Any Coin-operated Machines (h)	1		20.00
All Other (i)	23		\$ 2,927.94
MOTOR VEHICLE THEFT	20	1	\$ 44,900.00
Autos	17	1	
Trucks & Buses	-		
Other Vehicles	3		
GRAND TOTAL:	248	71	\$ 69,931.39

AGE, SEX AND RACE OF PERSONS ARRESTED  
Including those released without having been formally charged

CLASSIFICATION OF OFFENSES	AGE		OVER 18	TOTAL	WHITE	NEGRO	INDIAN	ORIENTAL	ALL OTHER
	UNDER 16	16-17							
MURDER									
MANSLAUGHTER BY NEGLIGENCE									
FORCIBLE RAPE TOTAL									
ROBBERY TOTAL			1	1	1				
ASSAULT TOTAL			1	1					
BURGLARY TOTAL	2	2	13	17	17				
LARCENY-THEFT (EXCEPT AUTO)	7	6	14	27					
AUTO THEFT	4		2	6	33				
Simple Assaults	1	1	14	15	16	1			
Arson									
Forgery and Counterfeiting		2	3	5	5				
Fraud			1	1	2				
Embezzlement									
Stolen Property; Buying, Receiving, Possessing									
Vandalism		2	13	15	15				
Weapons; Carrying, Possessing, etc.			1	1	2				
Prostitution and Commercialized Vice									
Sex Offenses			2	2	2				
Narcotic Drug Laws			4	4	5				
Gambling									
Offenses Against the Family and Children									
Driving Under the Influence		2	36	38	40				
Liquor Laws			2	2	2				
Drunkenness									
Disorderly Conduct		6	63	69	70	1			1
Vagrancy									
All Other Offenses (Except Traffic)	2	1	30	33	32	2			
Curfew and Loitering									
Runaways	1			1	1				
TOTAL	12	22	198	232	244	4			1
	5	-	12	17					

Upper figure represents Male totals  
Lower figure represents Female totals

AGENCY: RIDGEFIELD P.D.  
POPULATION: 20,100

OFFENSES KNOWN TO THE POLICE - 1978

CLASSIFICATION OF OFFENSES	OFFENSES	CLEARED	VALUE OF PROPERTY STOLEN
CRIMINAL HOMICIDE	0	0	\$ .00
Murder & Nonnegligent Manslaughter	0	0	\$ .00
Manslaughter by Negligence	0	0	\$ .00
FORCIBLE RAPE	3	3	\$ .00
Rape by Force	3	3	\$ .00
Attempts to Commit Forcible Rape	0	0	\$ .00
ROBBERY	1	-	\$ 140.00
Armed Robbery	1	-	
Strong-Arm Robbery	-	-	
Highway (Streets, Alleys, Etc.)	1		\$ 140.00
Commercial House (Except C.D.F.)	-		
Gas or Service Station	-		
Chain Store	-		
Residence (Anywhere on Premises)	-		
Bank	-		
Miscellaneous	-		
ASSAULT	34	24	
Firearm	1	1	
Knife or Cutting Instrument	1	1	
Other Dangerous Weapon	2	2	
Hands, Fists, Feet, Etc. (Aggravated)	28	18	
Simple Assaults (Not Aggravated)	2	2	
BURGLARY	185	47	\$ 147,389.50
Forcible Entry	132	39	
Unlawful Entry-No Force	33	7	
Attempted Forcible Entry	20	1	
Residence-Night (6 P.M.-6 A.M.)	41		\$ 30,568.72
Residence-Day (6 A.M.-6 P.M.)	26		13,940.49
Residence-Unknown	60		59,153.80
Non-Residence-Night (6 P.M.-6 A.M.)	42		33,735.99
Non-Residence-Day (6 A.M.-6 P.M.)	3		130.00
Non-Residence-Unknown	13		\$ 9,815.50
LARCENY	353	41	\$ 88,914.12
\$200 and Over	110		\$ 72,710.86
\$50 to \$200	146		13,296.94
Under \$50	97		\$ 2,906.32
Pocket-picking (a)	-		
Purse-snatching (b)	-		
Shoplifting (c)	31		\$ 3,007.08
From Motor Vehicles (Except e) (d)	45		4,638.50
Motor Vehicle Parts & Accessories (e)	61		8,399.00
Bicycles (f)	14		1,539.00
From Building (Except c & h) (g)	89		30,173.79
From Any Coin-operated Machines (h)	-		
All Other (i)	113		\$ 41,156.75
MOTOR VEHICLE THEFT	48	19	\$ 129,285.00
Autos	45	19	
Trucks & Buses	1		
Other Vehicles	2		
GRAND TOTAL:	624	134	\$ 365,728.62

AGE, SEX AND RACE OF PERSONS ARRESTED

Including those released without having been formally charged

CLASSIFICATION OF OFFENSES	AGE			TOTAL	WHITE	NEGRO	INDIAN	ORIENTAL	ALL OTHER
	UNDER 16	16-17	OVER 18						
MURDER									
MANSLAUGHTER BY NEGLIGENCE									
FORCIBLE RAPE TOTAL	1		2	3	3				
ROBBERY TOTAL		1		1	1				
ASSAULT TOTAL			3	3	3				
BURGLARY TOTAL	32	14	7	53	53				
LARCENY-THEFT (EXCEPT AUTO)	5	11	16	32	50				
AUTO THEFT	2	2	14	18	10				
Simple Assaults	7	2	1	10	10				
Arson	5		8	13	19	1			
Forgeru and Counterfeiting	4		7	11	4				
Fraud	1	1		2	2				
Embezzlement			1	1	2				
Stolen Property; Buying, Receiving, Possessing			1	1	2				
Vandalism	29	4	1	34	35				
Weapons; Carrying, Possessing, etc.	1			1	1				
Prostitution and Commercialized Vice		1		1					
Sex Offenses									
Narcotic Drug Laws	7	9	16	32	33				
Gambling									
Offenses Against the Family and Children									
Driving Under the Influence									
Liquor Laws	2	1		3	3				
Drunkenness			1	1	1				
Disorderly Conduct		1	2	3	3				
Vagrancy			1	1	1				
All Other Offenses (Except Traffic)	18	10	31	59	61				
Curfew and Loitering	1		1	2					
Runaways	11	2		13	19				
TOTAL	122	57	88	267	304	1			
	7	6	24	37					

Upper figure represents Male totals  
Lower figure represents Female totals

AGENCY: ROCKY HILL P.D.  
POPULATION: 11,500

OFFENSES KNOWN TO THE POLICE - 1978

CLASSIFICATION OF OFFENSES	OFFENSES	CLEARED	VALUE OF PROPERTY STOLEN
<b>CRIMINAL HOMICIDE</b>	0	0	\$ .00
Murder & Nonnegligent Manslaughter	0	0	\$ .00
Manslaughter by Negligence	0	0	\$ .00
<b>FORCIBLE RAPE</b>	1	0	\$ .00
Rape by Force	1	0	\$ .00
Attempts to Commit Forcible Rape	0	0	\$ .00
<b>ROBBERY</b>	3	0	\$ 9,330.00
Armed Robbery	3	0	
Strong-Arm Robbery	0	0	
Highway (Streets, Alleys, Etc.)	-		
Commercial House (Except C.D.F.)	1		\$ 3,000.00
Gas or Service Station	-		
Chain Store	1		160.00
Residence (Anywhere on Premises)	-		
Bank	1		\$ 6,170.00
Miscellaneous	-		
<b>ASSAULT</b>	29	27	
Firearm	-	-	
Knife or Cutting Instrument	2	1	
Other Dangerous Weapon	1	1	
Hands, Fists, Feet, Etc. (Aggravated)	1	1	
Simple Assaults (Not Aggravated)	25	24	
<b>BURGLARY</b>	117	12	\$ 71,018.05
Forcible Entry	56	8	
Unlawful Entry-No Force	45	3	
Attempted Forcible Entry	16	1	
Residence-Night (6 P.M.-6 A.M.)	29		\$ 15,274.40
Residence-Day (6 A.M.-6 P.M.)	27		2,827.16
Residence-Unknown	29		18,712.02
Non-Residence-Night (6 P.M.-6 A.M.)	19		21,532.97
Non-Residence-Day (6 A.M.-6 P.M.)	2		21.50
Non-Residence-Unknown	11		\$ 12,650.00
<b>LARCENY</b>	276	59	\$ 64,280.58
\$200 and Over	76		\$ 51,579.34
\$50 to \$200	111		11,403.02
Under \$50	89		\$ 1,298.22
Pocket-picking (a)	4		\$ 132.00
Purse-snatching (b)	6		1,096.00
Shoplifting (c)	35		1,700.95
From Motor Vehicles (Except e) (d)	27		12,600.80
Motor Vehicle Parts & Accessories (e)	82		15,235.15
Bicycles (f)	32		3,406.24
From Building (Except c & h) (g)	36		19,928.66
From Any Coin-operated Machines (h)	6		723.37
All Other (i)	48		\$ 9,457.41
<b>MOTOR VEHICLE THEFT</b>	66	4	\$ 113,188.00
Autos	53	3	
Trucks & Buses	-	-	
Other Vehicles	13	1	
<b>GRAND TOTAL:</b>	492	102	\$ 257,816.63

AGE, SEX AND RACE OF PERSONS ARRESTED  
Including those released without having been formally charged

CLASSIFICATION OF OFFENSES	AGE			TOTAL	SEX AND RACE					
	UNDER 16	16-17	OVER 18		WHITE	NEGRO	INDIAN	ORIENTAL	ALL OTHER	
<b>MURDER</b>										
<b>MANSLAUGHTER BY NEGLIGENCE</b>										
<b>FORCIBLE RAPE TOTAL</b>										
<b>ROBBERY TOTAL</b>										
<b>ASSAULT TOTAL</b>			2	2		1	1			
<b>BURGLARY TOTAL</b>	5	2	6	13						
<b>LARCENY-THEFT (EXCEPT AUTO)</b>	16	13	28	57	11	3				
<b>AUTO THEFT</b>			7	11	59	8				1
<b>Simple Assaults</b>			3	3	3					
<b>Arson</b>	13	1	14	28						
<b>Forgery and Counterfeiting</b>	1		3	4	31	1				
<b>Fraud</b>	8		1	9	8					
<b>Embezzlement</b>			1	1	8					
<b>Stolen Property; Buying, Receiving, Possessing</b>			3	3	1					
<b>Vandalism</b>	18	4	7	29	3	1				
<b>Weapons; Carrying, Possessing, etc.</b>	1	1	6	8	29					
<b>Prostitution and Commercialized Vice</b>					4	4				
<b>Sex Offenses</b>	1			1						
<b>Narcotic Drug Laws</b>	5	5	19	29	1					
<b>Gambling</b>			2	2	26	5				
<b>Offenses Against the Family and Children</b>										
<b>Driving Under the Influence</b>		3	43	46						
<b>Liquor Laws</b>	1	1		2	49					
<b>Drunkenness</b>					2					
<b>Disorderly Conduct</b>	9	7	33	49						
<b>Vagrancy</b>	1		3	4	45	3				5
<b>All Other Offenses (Except Traffic)</b>	2	1	13	16						
<b>Curfew and Loitering</b>			1	1	16	1				
<b>Runaways</b>	2			2						
<b>TOTAL</b>	80	37	182	299	1					
	3	5	22	30	294	29				6

Upper figure represents Male totals  
Lower figure represents Female totals



AGENCY: SEYMOUR P.D.  
POPULATION: 13,800

OFFENSES KNOWN TO THE POLICE - 1978

CLASSIFICATION OF OFFENSES	OFFENSES	CLEARED	VALUE OF PROPERTY STOLEN
<b>CRIMINAL HOMICIDE</b>	0	0	\$ .00
Murder & Nonnegligent Manslaughter	0	0	\$ .00
Manslaughter by Negligence	0	0	\$ .00
<b>FORCIBLE RAPE</b>	0	0	\$ .00
Rape by Force	0	0	\$ .00
Attempts to Commit Forcible Rape	0	0	\$ .00
<b>ROBBERY</b>	1	1	\$ 340.00
Armed Robbery	1	1	
Strong-Arm Robbery	-	-	
Highway (Streets, Alleys, Etc.)	-		
Commercial House (Except C.D.F.)	-		
Gas or Service Station	1		\$ 340.00
Chain Store	-		
Residence (Anywhere on Premises)	-		
Bank	-		
Miscellaneous	-		
<b>ASSAULT</b>	28	27	
Firearm	1	1	
Knife or Cutting Instrument	3	3	
Other Dangerous Weapon	1	1	
Hands, Fists, Feet, Etc. (Aggravated)	2	2	
Simple Assaults (Not Aggravated)	21	20	
<b>BURGLARY</b>	125	66	\$ 82,739.00
Forcible Entry	108	59	
Unlawful Entry-No Force	13	4	
Attempted Forcible Entry	4	3	
Residence-Night (6 P.M.-6 A.M.)	28		\$ 21,831.00
Residence-Day (6 A.M.-6 P.M.)	45		21,799.00
Residence-Unknown	18		12,345.00
Non-Residence-Night (6 P.M.-6 A.M.)	22		6,341.00
Non-Residence-Day (6 A.M.-6 P.M.)	1		.00
Non-Residence-Unknown	11		\$ 20,423.00
<b>LARCENY</b>	231	114	\$ 32,706.51
\$200 and Over	34		21,652.00
\$50 to \$200	99		8,619.35
Under \$50	98		\$ 2,435.16
Pocket-picking (a)	1		\$ 30.00
Purse-snatching (b)	1		15.00
Shoplifting (c)	23		507.00
From Motor Vehicles (Except e) (d)	60		6,002.00
Motor Vehicle Parts & Accessories (e)	23		5,249.00
Bicycles (f)	20		1,000.00
From Building (Except c & h) (g)	31		7,482.00
From Any Coin-operated Machines (h)	2		37.00
All Other (i)	70		\$ 12,384.51
<b>MOTOR VEHICLE THEFT</b>	34	20	\$ 57,350.00
Autos	24	16	
Trucks & Buses	4	3	
Other Vehicles	6	1	
<b>GRAND TOTAL:</b>	419	228	\$ 173,135.51

AGE, SEX AND RACE OF PERSONS ARRESTED

Including those released without having been formally charged

CLASSIFICATION OF OFFENSES	AGE			TOTAL	WHITE	NEGRO	INDIAN	ORIENTAL	ALL OTHER
	UNDER 16	16-17	OVER 18						
MURDER									
MANSLAUGHTER BY NEGLIGENCE									
FORCIBLE RAPE TOTAL									
ROBBERY TOTAL		2		2		2			
ASSAULT TOTAL		1	4	5	5				
BURGLARY TOTAL	23	9	14	46	47				
LARCENY-THEFT (EXCEPT AUTO)	5	9	48	62	81	4			
AUTO THEFT	1	8	14	23					
Simple Assaults	7	1	3	11	11				
Arson			5	5	5				
Forgery and Counterfeiting			1	1	1				
Fraud									
Embezzlement									
Stolen Property; Buying, Receiving, Possessing		6	16	22	22				
Vandalism									
Weapons; Carrying, Possessing, etc.	1		3	4	4				
Prostitution and Commercialized Vice			1	1	2				
Sex Offenses			1	1	1				
Narcotic Drug Laws			2	2	2				
Gambling									
Offenses Against the Family and Children									
Driving Under the Influence			5	5	6				
Liquor Laws	1	1	4	5	6				
Drunkennes									
Disorderly Conduct		5	87	92	104				
Vagrancy			12	12					
All Other Offenses (Except Traffic)		6	45	51	48	4			
Curfew and Loitering			1	1					
Runaways	1			1	1				
<b>TOTAL</b>	36	40	239	315	348	8			
	3	8	30	41					

Upper figure represents Male totals  
Lower figure represents Female totals

AGENCY: SHELTON P.D.  
POPULATION: 30,300

OFFENSES KNOWN TO THE POLICE - 1978

CLASSIFICATION OF OFFENSES	OFFENSES	CLEARED	VALUE OF PROPERTY STOLEN
CRIMINAL HOMICIDE	1	1	\$ .00
Murder & Nonnegligent Manslaughter	1	1	\$ .00
Manslaughter by Negligence	0	0	\$ .00
FORCIBLE RAPE	1	1	\$ .00
Rape by Force	1	1	\$ .00
Attempts to Commit Forcible Rape	-	-	-
ROBBERY	13	3	\$ 3,885.50
Armed Robbery	8	2	
Strong-Arm Robbery	5	1	
Highway (Streets, Alleys, Etc.)	4		\$ 1,727.50
Commercial House (Except C.D.F.)	2		1,326.00
Gas or Service Station	3		127.00
Chain Store	2		519.00
Residence (Anywhere on Premises)	2		\$ 186.00
Bank	-	-	-
Miscellaneous	-	-	-
ASSAULT	46	43	
Firearm	-	-	
Knife or Cutting Instrument	1	1	
Other Dangerous Weapon	1	1	
Hands, Fists, Feet, Etc. (Aggravated)	2	2	
Simple Assaults (Not Aggravated)	42	39	
BURGLARY	278	43	\$126,560.00
Forcible Entry	261	42	
Unlawful Entry-No Force	7	1	
Attempted Forcible Entry	10	-	
Residence-Night (6 P.M.-6 A.M.)	50		\$ 25,121.00
Residence-Day (6 A.M.-6 P.M.)	101		50,534.00
Residence-Unknown	38		22,266.00
Non-Residence-Night (6 P.M.-6 A.M.)	64		23,846.00
Non-Residence-Day (6 A.M.-6 P.M.)	6		850.00
Non-Residence-Unknown	19		\$ 3,943.00
LARCENY	479	47	\$106,678.00
\$200 and Over	151		\$ 82,239.00
\$50 to \$200	201		21,065.00
Under \$50	127		\$ 3,374.00
Pocket-picking (a)	7		\$ 422.00
Purse-snatching (b)	2		65.00
Shoplifting (c)	1		10.00
From Motor Vehicles (Except e) (d)	62		21,658.00
Motor Vehicle Parts & Accessories(e)	144		21,192.00
Bicycles (f)	42		3,481.00
From Building (Except c & h) (g)	88		38,096.00
From Any Coin-operated Machines (h)	2		210.00
All Other (i)	131		\$ 21,544.00
MOTOR VEHICLE THEFT	71	2	\$130,965.00
Autos	57	2	
Trucks & Buses	2	-	
Other Vehicles	12	-	
GRAND TOTAL:	889	140	\$368,088.50

AGE, SEX AND RACE OF PERSONS ARRESTED

Including those released without having been formally charged

CLASSIFICATION OF OFFENSES	UNDER 16	16-17	OVER 18	TOTAL	WHITE	NEGRO	INDIAN	ORIENTAL	ALL OTHER
MURDER			1	1	1				
MANSLAUGHTER BY NEGLIGENCE									
FORCIBLE RAPE TOTAL			1	1	1				
ROBBERY TOTAL			3	3	3				
ASSAULT TOTAL			8	8	8				
BURGLARY TOTAL	23	9	27	59	60	2			
LARCENY-THEFT (EXCEPT AUTO)	36	6	31	73	81				
AUTO THEFT	3		5	8	2				
Simple Assaults	2	2	41	45	49	2			
Arson		1	5	6	2				
Forgery and Counterfeiting			2	2	3	1			
Fraud			4	4	4				
Embezzlement									
Stolen Property; Buying, Receiving, Possessing									
Vandalism	93		30	123	135				
Weapons; Carrying, Possessing, etc.	11		1	12	14				
Prostitution and Commercialized Vice	1		12	13					
Sex Offenses			4	4	4				
Narcotic Drug Laws	9	4	29	42	47				
Gambling	1		3	4					
Offenses Against the Family and Children			1	1	2				
Driving Under the Influence			11	11	12				
Liquor Laws		1	3	4	4				
Drunkenness	2			2	3				
Disorderly Conduct	39	6	136	181	216	2			
Vagrancy	24	1	12	37					
All Other Offenses (Except Traffic)	134	10	62	206	240				
Curfew and Loitering	32	1	1	34					
Runaways	24			24	40				
TOTAL	363	38	410	811	931	7			
	88	5	34	127					

Upper figure represents Male totals  
Lower figure represents Female totals

AGENCY: SIMSBURY P.D.  
 POPULATION: 20,600

OFFENSES KNOWN TO THE POLICE - 1978

CLASSIFICATION OF OFFENSES	OFFENSES	CLEARED	VALUE OF PROPERTY STOLEN
CRIMINAL HOMICIDE	0	0	\$ .00
Murder & Nonnegligent Manslaughter	0	0	\$ .00
Manslaughter by Negligence	0	0	\$ .00
FORCIBLE RAPE	0	0	\$ .00
Rape by Force	0	0	\$ .00
Attempts to Commit Forcible Rape	0	0	\$ .00
ROBBERY	3	2	\$ 2,396.00
Armed Robbery	2	2	
Strong-Arm Robbery	1		
Highway (Streets, Alleys, Etc.)	2		\$ 396.00
Commercial House (Except C.D.F.)	-		
Gas or Service Station	1		2,000.00
Chain Store	-		
Residence (Anywhere on Premises)	-		
Bank	-		
Miscellaneous	-		
ASSAULT	11	9	
Firearm	-		
Knife or Cutting Instrument	1		
Other Dangerous Weapon	1	1	
Hands, Fists, Feet, Etc. (Aggravated)	5	5	
Simple Assaults (Not Aggravated)	4	3	
BURGLARY	157	28	\$ 77,829.50
Forcible Entry	78	22	
Unlawful Entry-No Force	68	6	
Attempted Forcible Entry	11		
Residence-Night (6 P.M.-6 A.M.)	19		\$ 18,778.50
Residence-Day (6 A.M.-6 P.M.)	42		17,377.00
Residence-Unknown	38		9,035.00
Non-Residence-Night (6 P.M.-6 A.M.)	27		18,317.00
Non-Residence-Day (6 A.M.-6 P.M.)	4		300.00
Non-Residence-Unknown	27		14,022.00
LARCENY	257	57	\$ 45,872.85
\$200 and Over	59		\$ 33,940.00
\$50 to \$200	96		10,325.00
Under \$50	102		1,607.85
Pocket-picking (a)	-		
Purse-snatching (b)	-		
Shoplifting (c)	46		\$ 1,274.35
From Motor Vehicles (Except e) (d)	28		3,087.00
Motor Vehicle Parts & Accessories (e)	51		9,353.00
Bicycles (f)	29		4,079.00
From Building (Except c & h) (g)	45		11,563.00
From Any Coin-operated Machines (h)	-		
All Other (i)	58		\$ 16,516.50
MOTOR VEHICLE THEFT	25	11	\$ 97,100.00
Autos	20	11	
Trucks & Buses	3		
Other Vehicles	2		
GRAND TOTAL:	453	107	\$223,198.35

AGE, SEX AND RACE OF PERSONS ARRESTED

Including those released without having been formally charged

CLASSIFICATION OF OFFENSES	UNDER 16	16-17	OVER 18	TOTAL	WHITE	NEGRO	INDIAN	ORIENTAL	ALL OTHER
MURDER									
MANSLAUGHTER BY NEGLIGENCE									
FORCIBLE RAPE TOTAL									
ROBBERY TOTAL			3	3		3			1
ASSAULT TOTAL			8	8	8				
BURGLARY TOTAL	17	2	6	25	3	28			
LARCENY-THEFT (EXCEPT AUTO)	18	2	19	39	10	5			
AUTO THEFT	1		1	2	2				
Simple Assaults									
Arson			1	1	1				
Forgery and Counterfeiting	1			1	1				
Fraud			6	6	2	8			
Embezzlement									
Stolen Property; Buying, Receiving, Possessing	4			4	4				
Vandalism					4				
Weapons; Carrying, Possessing, etc.			2	2	2				
Prostitution and Commercialized Vice									
Sex Offenses			3	3	1	4			
Narcotic Drug Laws	3	2	4	9	9				
Gambling									
Offenses Against the Family and Children			1	1	1				
Driving Under the Influence			7	7	2	9			
Liquor Laws		1	1	2		1		1	
Drunkenness									
Disorderly Conduct	2	1	7	10	2	12			
Vagrancy			2	2					
All Other Offenses (Except Traffic)	38	2	27	67	5	8			
Curfew and Loitering									
Runaways	12			12	17	29			
TOTAL	96	10	96	202	35	61		1	1

Upper figure represents Male totals  
 Lower figure represents Female totals

AGENCY: SOUTH WINDSOR P.D.  
POPULATION: 16,200

OFFENSES KNOWN TO THE POLICE - 1978

CLASSIFICATION OF OFFENSES	OFFENSES	CLEARED	VALUE OF PROPERTY STOLEN
CRIMINAL HOMICIDE	0	0	\$ .00
Murder & Nonnegligent Manslaughter	0	0	\$ .00
Manslaughter by Negligence	0	0	\$ .00
FORCIBLE RAPE	0	0	\$ .00
Rape by Force	0	0	\$ .00
Attempts to Commit Forcible Rape	0	0	\$ .00
ROBBERY	3	1	\$ 523.65
Armed Robbery	2	-	
Strong-Arm Robbery	1	1	
Highway (Streets, Alleys, Etc.)	1		\$ 10.00
Commercial House (Except C.D.F.)	1		258.00
Gas or Service Station	1		\$ 255.65
Chain Store	-		
Residence (Anywhere on Premises)	-		
Bank	-		
Miscellaneous	-		
ASSAULT	10	16	
Firearm	-	-	
Knife or Cutting Instrument	-	1	
Other Dangerous Weapon	-	-	
Hands, Fists, Feet, Etc. (Aggravated)	4	6	
Simple Assaults (Not Aggravated)	6	9	
BURGLARY	89	23	\$ 40,391.68
Forcible Entry	89	23	
Unlawful Entry-No Force	-	-	
Attempted Forcible Entry	-	-	
Residence-Night (6 P.M.-6 A.M.)	11		\$ 17,922.90
Residence-Day (6 A.M.-6 P.M.)	29		7,577.00
Residence-Unknown	22		6,184.69
Non-Residence-Night (6 P.M.-6 A.M.)	18		3,817.40
Non-Residence-Day (6 A.M.-6 P.M.)	1		
Non-Residence-Unknown	8		\$ 4,889.69
LARCENY	181	66	\$ 37,634.20
\$200 and Over	42		\$ 27,890.81
\$50 to \$200	79		8,037.43
Under \$50	60		1,705.96
Pocket-picking (a)	-		
Purse-snatching (b)	-		
Shoplifting (c)	1		\$ 2.31
From Motor Vehicles (Except e) (d)	26		4,434.14
Motor Vehicle Parts & Accessories (e)	55		8,033.43
Bicycles (f)	44		3,591.69
From Building (Except c & h) (g)	20		6,295.10
From Any Coin-operated Machines (h)	5		32.00
All Other (i)	30		\$ 10,245.53
MOTOR VEHICLE THEFT	12	3	\$ 19,050.00
Autos	10	2	
Trucks & Buses	-	-	
Other Vehicles	2	1	
GRAND TOTAL:	295	109	\$ 97,599.53

AGE, SEX AND RACE OF PERSONS ARRESTED

Including those released without having been formally charged

CLASSIFICATION OF OFFENSES	AGE		OVER 18	TOTAL	WHITE	NEGRO	INDIAN	ORIENTAL	ALL OTHER
	UNDER 16	16-17							
MURDER									
MANSLAUGHTER BY NEGLIGENCE									
FORCIBLE RAPE TOTAL									
ROBBERY TOTAL									
ASSAULT TOTAL			12	12	12				
BURGLARY TOTAL	3	4	7	14	15				
LARCENY-THEFT (EXCEPT AUTO)	10	10	48	68	69	1			
AUTO THEFT		1	1	2	2				
Simple Assaults	1		2	3	2	1			
Arson		1	1	2	3				
Forgery and Counterfeiting									
Fraud									
Embezzlement									
Stolen Property; Buying, Receiving, Possessing	1			1	1				
Vandalism	2			2	2				
Weapons; Carrying, Possessing, etc.									
Prostitution and Commercialized Vice									
Sex Offenses									
Narcotic Drug Laws	5	2	18	25	26				
Gambling									
Offenses Against the Family and Children									
Driving Under the Influence									
Liquor Laws									
Drunkennes									
Disorderly Conduct	6	1	3	10	9	1			
Vagrancy									
All Other Offenses (Except Traffic)	44	5	46	95	101	6			
Curfew and Loitering									
Runaways	5			5	11				
	6			6					
TOTAL	77	24	138	239	253	9			
	15	1	7	23					

Upper figure represents Male totals  
Lower figure represents Female totals

AGENCY: SOUTHLINGTON P.D.  
POPULATION: 34,000

OFFENSES KNOWN TO THE POLICE - 1978

CLASSIFICATION OF OFFENSES	OFFENSES	CLEARED	VALUE OF PROPERTY STOLEN
CRIMINAL HOMICIDE	1	1	\$ .00
Murder & Nonnegligent Manslaughter	1	1	\$ .00
Manslaughter by Negligence	0	0	\$ .00
FORCIBLE RAPE	2	1	\$ .00
Rape by Force	2	1	\$ .00
Attempts to Commit Forcible Rape	0	0	\$ .00
ROBBERY	13	7	\$ 4,148.00
Armed Robbery	11	6	
Strong-Arm Robbery	2	1	
Highway (Streets, Alleys, Etc.)	1		\$ 60.00
Commercial House (Except C.D.F.)	4		2,790.00
Gas or Service Station	3		702.00
Chain Store	5		\$ 596.00
Residence (Anywhere on Premises)	-		
Bank	-		
Miscellaneous	-		
ASSAULT	98	97	
Firearm	3	3	
Knife or Cutting Instrument	10	9	
Other Dangerous Weapon	5	5	
Hands, Fists, Feet, Etc. (Aggravated)	26	26	
Simple Assaults (Not Aggravated)	54	54	
BURGLARY	364	97	\$196,931.60
Forcible Entry	298	89	
Unlawful Entry-No Force	12	3	
Attempted Forcible Entry	54	5	
Residence-Night (6 P.M.-6 A.M.)	87		\$ 40,825.31
Residence-Day (6 A.M.-6 P.M.)	49		18,789.85
Residence-Unknown	25		11,148.00
Non-Residence-Night (6 P.M.-6 A.M.)	188		122,988.94
Non-Residence-Day (6 A.M.-6 P.M.)	2		9.50
Non-Residence-Unknown	13		\$ 3,170.00
LARCENY	678	163	\$117,490.16
\$200 and Over	147		\$ 84,263.50
\$50 to \$200	273		28,495.56
Under \$50	258		\$ 4,731.10
Pocket-picking (a)	3		\$ 290.00
Purse-snatching (b)	4		95.00
Shoplifting (c)	75		2,670.85
From Motor Vehicles (Except e) (d)	61		19,784.02
Motor Vehicle Parts & Accessories (e)	139		15,646.74
Bicycles (f)	108		11,085.00
From Building (Except c & h) (g)	142		47,552.48
From Any Coin-operated Machines (h)	8		68.90
All Other (i)	138		\$ 20,297.17
MOTOR VEHICLE THEFT	106	7	\$401,889.00
Autos	73	4	
Trucks & Buses	17	-	
Other Vehicles	16	3	
GRAND TOTAL:	1,262	373	\$720,458.76

AGE, SEX AND RACE OF PERSONS ARRESTED

Including those released without having been formally charged

CLASSIFICATION OF OFFENSES	UNDER 16	16-17	OVER 18	TOTAL	WHITE	NEGRO	INDIAN	ORIENTAL	ALL OTHER
MURDER			1	1	1				
MANSLAUGHTER BY NEGLIGENCE			1	1	2				
FORCIBLE RAPE TOTAL									
ROBBERY TOTAL		1	12	13	11	2			
ASSAULT TOTAL		1	49	56	57				
BURGLARY TOTAL	31	38	51	120	123				
LARCENY-THEFT (EXCEPT AUTO)	34	26	76	136	202	1			
AUTO THEFT	16	9	42	67	3				
Simple Assaults	2		1	3					
Arson	1	6	62	69	75				
Forgery and Counterfeiting		1	5	6	2				
Fraud			2	2	2				
Embezzlement			1	1					
Stolen Property; Buying, Receiving, Possessing			18	18					
Vandalism	12	8	30	50	50	2			
Weapons; Carrying, Possessing, etc.	1		1	2	3				
Prostitution and Commercialized Vice			1	1		2			
Sex Offenses		2	4	6	6				
Narcotic Drug Laws		4	6	10	11				
Gambling			1	1					
Offenses Against the Family and Children			1	1					
Driving Under the Influence		1	26	27	27				
Liquor Laws		3	5	8	8				
Drunkenness									
Disorderly Conduct		19	111	130	139	1			
Vagrancy		1	9	10					
All Other Offenses (Except Traffic)	4	6	32	42	52				
Curfew and Loitering			10	10					
Runaways									
TOTAL	84	121	492	697	806	8			
	18	13	86	117					

Upper figure represents Male totals  
Lower figure represents Female totals

AGENCY: STAFFORD SPRINGS P.D.  
POPULATION: 4,000

OFFENSES KNOWN TO THE POLICE - 1978

CLASSIFICATION OF OFFENSES	OFFENSES	CLEARED	VALUE OF PROPERTY STOLEN
<b>CRIMINAL HOMICIDE</b>	0	0	\$ .00
Murder & Nonnegligent Manslaughter	0	0	\$ .00
Manslaughter by Negligence	0	0	\$ .00
<b>FORCIBLE RAPE</b>	0	0	\$ .00
Rape by Force	0	0	\$ .00
Attempts to Commit Forcible Rape	0	0	\$ .00
<b>ROBBERY</b>	2	2	\$ 100.00
Armed Robbery	-	-	
Strong-Arm Robbery	2	2	
Highway (Streets, Alleys, Etc.)	-		
Commercial House (Except C.D.F.)	1		\$ .00
Gas or Service Station	-		
Chain Store	-		
Residence (Anywhere on Premises)	-		
Bank	-		
Miscellaneous	1		\$ 100.00
<b>ASSAULT</b>	24	23	
Firearm	2	2	
Knife or Cutting Instrument	1	1	
Other Dangerous Weapon	2	2	
Hands, Fists, Feet, Etc. (Aggravated)	17	16	
Simple Assaults (Not Aggravated)	2	2	
<b>BURGLARY</b>	34	11	\$ 8,634.77
Forcible Entry	31	8	
Unlawful Entry-No Force	3	3	
Attempted Forcible Entry	-	-	
Residence-Night (6 P.M.-6 A.M.)	12		\$ 1,367.75
Residence-Day (6 A.M.-6 P.M.)	1		150.00
Residence-Unknown	6		3,468.00
Non-Residence-Night (6 P.M.-6 A.M.)	14		3,529.02
Non-Residence-Day (6 A.M.-6 P.M.)	-		
Non-Residence-Unknown	1		\$ 120.00
<b>LARCENY</b>	30	9	\$ 7,743.80
\$200 and Over	11		\$ 5,806.00
\$50 to \$200	17		1,917.80
Under \$50	2		\$ 20.00
Pocket-picking (a)	-		
Purse-snatching (b)	1		\$ 20.00
Shoplifting (c)	-		
From Motor Vehicles (Except e) (d)	4		600.00
Motor Vehicle Parts & Accessories (e)	2		1,132.80
Bicycles (f)	3		220.00
From Building (Except c & h) (g)	12		4,021.00
From Any Coin-operated Machines (h)	-		
All Other (i)	8		\$ 1,750.00
<b>MOTOR VEHICLE THEFT</b>	6	1	\$ 6,000.00
Autos	6	1	
Trucks & Buses	-	-	
Other Vehicles	-	-	
<b>GRAND TOTAL:</b>	96	46	\$ 22,478.57

AGE, SEX AND RACE OF PERSONS ARRESTED  
Including those released without having been formally charged

CLASSIFICATION OF OFFENSES	UNDER	16-17	OVER	TOTAL	WHITE	NEGRO	INDIAN	ORIENTAL	ALL OTHER
	16		18						
<b>MURDER</b>									
<b>MANSLAUGHTER BY NEGLIGENCE</b>									
<b>FORCIBLE RAPE TOTAL</b>									
<b>ROBBERY TOTAL</b>	1		2	3	2	1			
<b>ASSAULT TOTAL</b>	1	2	17	20	17	3			
<b>BURGLARY TOTAL</b>	3	3	8	14	13	2			
<b>LARCENY-THEFT (EXCEPT AUTO)</b>	1		1	2	2				
<b>AUTO THEFT</b>			1	1	1				
Simple Assaults			4	4	4				
Arson									
Forgery and Counterfeiting									
Fraud									
Embezzlement									
Stolen Property; Buying, Receiving, Possessing									
Vandalism			1	1	1				
Weapons; Carrying, Possessing, etc.			2	2	2				
Prostitution and Commercialized Vice									
Sex Offenses									
Narcotic Drug Laws									
Gambling									
Offenses Against the Family and Children			1	1	1				
Driving Under the Influence			7	7	7				
Liquor Laws			1	1	1				
Drunkenness									
Disorderly Conduct		4	12	16	16	1			
Vagrancy			1	1	1				
All Other Offenses (Except Traffic)			16	16	17				
Curfew and Loitering									
Runaways									
<b>TOTAL</b>	6	9	73	88	84	7			
	1	-	2	3					

Upper figure represents Male totals  
Lower figure represents Female totals

AGENCY: STAMFORD P.D.  
POPULATION: 107,000

OFFENSES KNOWN TO THE POLICE - 1978

CLASSIFICATION OF OFFENSES	OFFENSES	CLEARED	VALUE OF PROPERTY STOLEN
<b>CRIMINAL HOMICIDE</b>	6	4	\$ .00
Murder & Nonnegligent Manslaughter	5	3	\$ .00
Manslaughter by Negligence	1	1	\$ .00
<b>FORCIBLE RAPE</b>	23	13	\$ .00
Rape by Force	21	12	\$ .00
Attempts to Commit Forcible Rape	2	1	\$ .00
<b>ROBBERY</b>	275	62	\$ 81,639.00
Armed Robbery	117	29	
Strong-Arm Robbery	158	33	
Highway (Streets, Alleys, Etc.)	212		\$ 26,296.00
Commercial House (Except C.D.F.)	45		24,104.00
Gas or Service Station	10		5,722.00
Chain Store	-		
Residence (Anywhere on Premises)	7		21,802.00
Bank	1		\$ 3,715.00
Miscellaneous	-		
<b>ASSAULT</b>	219	186	
Firearm	12	10	
Knife or Cutting Instrument	30	24	
Other Dangerous Weapon	22	12	
Hands, Fists, Feet, Etc. (Aggravated)	8	9	
Simple Assaults (Not Aggravated)	147	131	
<b>BURGLARY</b>	2,035	217	\$ 1,156,682.00
Forcible Entry	1,982	195	
Unlawful Entry-No Force	23	4	
Attempted Forcible Entry	30	18	
Residence-Night (6 P.M.-6 A.M.)	445		\$ 240,766.00
Residence-Day (6 A.M.-6 P.M.)	435		277,906.00
Residence-Unknown	39		43,025.00
Non-Residence-Night (6 P.M.-6 A.M.)	1,106		583,016.00
Non-Residence-Day (6 A.M.-6 P.M.)	4		2,002.00
Non-Residence-Unknown	6		\$ 9,967.00
<b>LARCENY</b>	1,914	396	\$ 1,008,085.00
\$200 and Over	788		\$ 939,556.00
\$50 to \$200	718		59,469.00
Under \$50	408		\$ 9,060.00
Pocket-picking (a)	3		\$ 360.00
Purse-snatching (b)	3		168.00
Shoplifting (c)	192		10,766.00
From Motor Vehicles (Except e) (d)	636		144,801.00
Motor Vehicle Parts & Accessories (e)	96		15,478.00
Bicycles (f)	34		3,741.00
From Building (Except c & h) (g)	570		93,074.00
From Any Coin-operated Machines (h)	-		
All Other (i)	380		\$ 39,697.00
<b>MOTOR VEHICLE THEFT</b>	796	64	\$ 1,567,160.00
Autos	707	62	
Trucks & Buses	30	-	
Other Vehicles	59	2	
<b>GRAND TOTAL:</b>	5,268	942	\$ 3,813,566.00

AGE, SEX AND RACE OF PERSONS ARRESTED  
Including those released without having been formally charged

CLASSIFICATION OF OFFENSES	UNDER	16-17	OVER	TOTAL	WHITE	NEGRO	INDIAN	ORIENTAL	ALL OTHER
	16		18						
<b>MURDER</b>			1	1					
			2	2	2	1			
<b>MANSLAUGHTER BY NEGLIGENCE</b>			1	1					
			1	1	2				
<b>FORCIBLE RAPE TOTAL</b>			13	13	6	7			
<b>ROBBERY TOTAL</b>	28	18	47	93					
	7		7	7	34	66			
<b>ASSAULT TOTAL</b>	9	9	45	63					
	5		10	15	35	43			
<b>BURGLARY TOTAL</b>	60	52	127	239					
	6	1	2	9	113	135			
<b>LARCENY-THEFT (EXCEPT AUTO)</b>	111	56	206	373					
	51	27	106	184	285	271		1	
<b>AUTO THEFT</b>	24	19	41	84					
	5		3	8	48	44			
Simple Assaults	12	14	91	117					
	8	2	16	26	89	54			
Arson		2	1	3	2	1			
Forgery and Counterfeiting			30	30					
			18	19	13	36			
Fraud			38	38					
			20	20	34	24			
Embezzlement									
Stolen Property; Buying, Receiving, Possessing	3	3	17	23					
			9	9	18	14			
Vandalism	31			31					
			1	1	19	13			
Weapons; Carrying, Possessing, etc.		5	14	19					
Prostitution and Commercialized Vice			1	1	11	9			
			3	3					
			6	6	4	5			
Sex Offenses	1		4	5					
					2	3			
Narcotic Drug Laws	10	23	103	136					
	6	2	14	22	90	68			
Gambling			4	4					
			1	1	1	4			
Offenses Against the Family and Children			8	8					
	1		1	2	6	4			
Driving Under the Influence		2	92	94					
			7	7	82	19			
Liquor Laws		2	7	9					
Drunkenness									
Disorderly Conduct	61	33	306	400					
	13	2	32	47	295	152			
Vagrancy									
All Other Offenses (Except Traffic)	17	18	107	142					
	5	5	10	20	120	42			
Curfew and Loitering	1			1	1				
Runaways	7			7					
	10			10	13	4			
<b>TOTAL</b>	375	256	1306	1937					
	117	40	260	417	1334	1019		1	

Upper figure represents Male totals  
Lower figure represents Female totals

AGENCY: STONINGTON P.D.  
POPULATION: 17,000

OFFENSES KNOWN TO THE POLICE - 1978

CLASSIFICATION OF OFFENSES	OFFENSES	CLEARED	VALUE OF PROPERTY STOLEN
CRIMINAL HOMICIDE	0	0	\$ .00
Murder & Nonnegligent Manslaughter	0	0	\$ .00
Manslaughter by Negligence	0	0	\$ .00
FORCIBLE RAPE	1	1	\$ .00
Rape by Force	1	1	\$ .00
Attempts to Commit Forcible Rape	0	0	\$ .00
ROBBERY	5	2	\$ 2,803.00
Armed Robbery	2	1	
Strong-Arm Robbery	3	1	
Highway (Streets, Alleys, Etc.)	-		
Commercial House (Except C.D.F.)	-		
Gas or Service Station	3		\$ 405.00
Chain Store	1		350.00
Residence (Anywhere on Premises)	-		
Bank	1		\$ 2,048.00
Miscellaneous	-		
ASSAULT	13	7	
Firearm	1	1	
Knife or Cutting Instrument	2	2	
Other Dangerous Weapon	-	-	
Hands, Fists, Feet, Etc. (Aggravated)	8	4	
Simple Assaults (Not Aggravated)	2	-	
BURGLARY	231	34	\$ 59,414.09
Forcible Entry	147	28	
Unlawful Entry-No Force	62	4	
Attempted Forcible Entry	22	2	
Residence-Night (6 P.M.-6 A.M.)	41		\$ 9,978.03
Residence-Day (6 A.M.-6 P.M.)	40		11,713.75
Residence-Unknown	37		9,544.00
Non-Residence-Night (6 P.M.-6 A.M.)	82		20,883.81
Non-Residence-Day (6 A.M.-6 P.M.)	10		1,440.50
Non-Residence-Unknown	21		\$ 5,854.00
LARCENY	417	31	\$ 75,094.96
\$200 and Over	92		\$ 54,581.35
\$50 to \$200	138		15,271.71
Under \$50	187		\$ 5,241.90
Pocket-picking (a)	4		\$ 206.00
Purse-snatching (b)	8		977.82
Shoplifting (c)	9		95.48
From Motor Vehicles (Except e) (d)	95		10,484.15
Motor Vehicle Parts & Accessories(e)	48		6,261.80
Bicycles (f)	42		4,109.00
From Building (Except c & h) (g)	40		9,274.09
From Any Coin-operated Machines (h)	1		50.00
All Other (i)	170		\$ 43,636.62
MOTOR VEHICLE THEFT	57	26	\$ 98,556.00
Autos	44	22	
Trucks & Buses	2	2	
Other Vehicles	11	2	
GRAND TOTAL:	724	101	\$ 235,868.05

AGE, SEX AND RACE OF PERSONS ARRESTED  
Including those released without having been formally charged

CLASSIFICATION OF OFFENSES	AGE			TOTAL	WHITE	NEGRO	INDIAN	ORIENTAL	ALL OTHER
	UNDER 16	16-17	OVER 18						
MURDER									
MANSLAUGHTER BY NEGLIGENCE									
FORCIBLE RAPE TOTAL			3	3	3				
ROBBERY TOTAL			3	3	3				
ASSAULT TOTAL									
BURGLARY TOTAL	8	5	7	20	20				
LARCENY-THEFT (EXCEPT AUTO)	6	7	38	51	65	1			
AUTO THEFT		3		3	3				
Simple Assaults		2	10	12	11	2			
Arson			2	2	2				
Forgery and Counterfeiting	2		1	3	3				
Fraud			3	3	3				
Embezzlement									
Stolen Property; Buying, Receiving, Possessing									
Vandalism									
Weapons; Carrying, Possessing, etc.			1	1	1				
Prostitution and Commercialized Vice									
Sex Offenses	3		5	8	8				
Narcotic Drug Laws	2	4	9	15	16				
Gambling									
Offenses Against the Family and Children			1	1	1				
Driving Under the Influence	2		9	11	11				
Liquor Laws									
Drunkenness									
Disorderly Conduct	2	4	55	61	77	2			
Vagrancy	4	3	11	18					
All Other Offenses (Except Traffic)	7	4	36	47	53				
Curfew and Loitering	2		4	6					
Runaways									
TOTAL	32	29	183	244	280	5			
	6	5	30	41					

Upper figure represents Male totals  
Lower figure represents Female totals



AGENCY: STRATFORD P.D.  
POPULATION: 50,600

OFFENSES KNOWN TO THE POLICE - 1978

CLASSIFICATION OF OFFENSES	OFFENSES	CLEARED	VALUE OF PROPERTY STOLEN
CRIMINAL HOMICIDE	3	2	\$ .00
Murder & Nonnegligent Manslaughter	3	2	\$ .00
Manslaughter by Negligence	0	0	\$ .00
FORCIBLE RAPE	8	9	\$ .00
Rape by Force	4	5	
Attempts to Commit Forcible Rape	4	4	
ROBBERY	32	13	\$ 17,648.00
Armed Robbery	29	13	
Strong-Arm Robbery	3		
Highway (Streets, Alleys, Etc.)	4		\$ 8,380.00
Commercial House (Except C.D.F.)	17		1,750.00
Gas or Service Station	4		890.00
Chain Store	3		921.00
Residence (Anywhere on Premises)	3		5,707.00
Bank	-		
Miscellaneous	1		\$ .00
ASSAULT	129	129	
Firearm	-		
Knife or Cutting Instrument	-		
Other Dangerous Weapon	-		
Hands, Fists, Feet, Etc. (Aggravated)	98	98	
Simple Assaults (Not Aggravated)	31	31	
BURGLARY	596	150	\$252,670.00
Forcible Entry	523	141	
Unlawful Entry-No Force	15	1	
Attempted Forcible Entry	58	8	
Residence-Night (6 P.M.-6 A.M.)	158		\$ 55,592.00
Residence-Day (6 A.M.-6 P.M.)	208		89,720.00
Residence-Unknown	-		
Non-Residence-Night (6 P.M.-6 A.M.)	208		99,967.00
Non-Residence-Day (6 A.M.-6 P.M.)	21		7,258.00
Non-Residence-Unknown	1		\$ 133.00
LARCENY	1,468	291	\$297,165.00
\$200 and Over	359		\$218,544.00
\$50 to \$200	657		68,406.00
Under \$50	452		\$ 10,215.00
Pocket-picking (a)	7		\$ 602.00
Purse-snatching (b)	17		1,405.00
Shoplifting (c)	159		12,390.00
From Motor Vehicles (Except e) (d)	361		78,420.00
Motor Vehicle Parts & Accessories (e)	151		25,881.00
Bicycles (f)	289		35,923.00
From Building (Except c & h) (g)	136		49,321.00
From Any Coin-operated Machines (h)	3		290.00
All Other (i)	345		\$ 92,933.00
MOTOR VEHICLE THEFT	372	17	\$717,033.00
Autos	348	17	
Trucks & Buses	5		
Other Vehicles	19		
GRAND TOTAL:	2,608	611	\$1,284,516.00

AGE, SEX AND RACE OF PERSONS ARRESTED  
Including those released without having been formally charged

CLASSIFICATION OF OFFENSES	AGE			TOTAL	RACE				
	UNDER 16	16-17	OVER 18		WHITE	NEGRO	INDIAN	ORIENTAL	ALL OTHER
MURDER		1	1	2	2				
MANSLAUGHTER BY NEGLIGENCE									
FORCIBLE RAPE TOTAL			4	4	3	1			
ROBBERY TOTAL	1		12	13	8	5			
ASSAULT TOTAL	1	13	66	80					
BURGLARY TOTAL	1	2	13	16	86	10			
LARCENY-THEFT (EXCEPT AUTO)	28	36	42	106	79	30			
AUTO THEFT	63	48	115	226					
Simple Assaults	19	13	40	72	220	78			
Arson	10	2		12	12	2			
Forgery and Counterfeiting	2			2					
Fraud	24	3	10	37	38	7			
Embezzlement	8		3	11					
Stolen Property; Buying, Receiving, Possessing			2	2	3				
Vandalism			1	1					
Weapons; Carrying, Possessing, etc.	97	7	11	115	7				
Prostitution and Commercialized Vice	11		2	13	124	4			
Sex Offenses	4	5	31	40	34	7			
Narcotic Drug Laws	4	1	2	7	6	1			
Gambling	15	22	65	102					
Offenses Against the Family and Children	2	3	10	15	111	6			
Driving Under the Influence			2	2	2				
Liquor Laws	2			2	6				
Drunkenness									
Disorderly Conduct	41	23	78	142					
Vagrancy	6	3	5	14	135	21			
All Other Offenses (Except Traffic)	1			1	1				
Curfew and Loitering	85	18	74	177					
Runaways	20	3	14	37	198	16			
TOTAL	15	2		17	16	2			
	15			15	30				
	15			15					
	87	24	113	224	1150	194			

Upper figure represents Male totals  
Lower figure represents Female totals

AGENCY: SUFFIELD P.D.  
 POPULATION: 10,100

OFFENSES KNOWN TO THE POLICE - 1978

CLASSIFICATION OF OFFENSES	OFFENSES	CLEARED	VALUE OF PROPERTY STOLEN
<b>CRIMINAL HOMICIDE</b>	0	0	\$ .00
Murder & Nonnegligent Manslaughter	0	0	\$ .00
Manslaughter by Negligence	0	0	\$ .00
<b>FORCIBLE RAPE</b>	0	0	\$ .00
Rape by Force	0	0	\$ .00
Attempts to Commit Forcible Rape	0	0	\$ .00
<b>ROBBERY</b>	2	1	\$ 636.00
Armed Robbery	2	1	
Strong-Arm Robbery	0	0	
Highway (Streets, Alleys, Etc.)	1		\$ 5.00
Commercial House (Except C.D.F.)	-		
Gas or Service Station	-		
Chain Store	1		631.00
Residence (Anywhere on Premises)	-		
Bank	-		
Miscellaneous	-		
<b>ASSAULT</b>	7	7	
Firearm	-	-	
Knife or Cutting Instrument	1	1	
Other Dangerous Weapon	-	-	
Hands, Fists, Feet, Etc. (Aggravated)	4	5	
Simple Assaults (Not Aggravated)	2	1	
<b>BURGLARY</b>	64	13	\$ 41,300.77
Forcible Entry	50	9	
Unlawful Entry-No Force	11	4	
Attempted Forcible Entry	3	-	
Residence-Night (6 P.M.-6 A.M.)	17		\$ 9,530.00
Residence-Day (6 A.M.-6 P.M.)	21		18,691.58
Residence-Unknown	6		4,598.00
Non-Residence-Night (6 P.M.-6 A.M.)	15		7,439.69
Non-Residence-Day (6 A.M.-6 P.M.)	3		275.00
Non-Residence-Unknown	2		\$ 766.50
<b>LARCENY</b>	155	18	\$ 44,229.02
\$200 and Over	53		\$ 36,610.11
\$50 to \$200	60		6,575.13
Under \$50	42		\$ 1,043.78
Pocket-picking (a)	-		
Purse-snatching (b)	-		
Shoplifting (c)	3		\$ 3.98
From Motor Vehicles (Except e) (d)	25		3,724.75
Motor Vehicle Parts & Accessories (e)	23		3,063.00
Bicycles (f)	10		1,269.18
From Building (Except c & h) (g)	47		21,216.11
From Any Coin-operated Machines (h)	1		100.00
All Other (i)	46		\$ 14,852.00
<b>MOTOR VEHICLE THEFT</b>	7	1	\$ 5,700.00
Autos	7	1	
Trucks & Buses	-		
Other Vehicles	-		
<b>GRAND TOTAL:</b>	235	40	\$ 91,865.79

AGE, SEX AND RACE OF PERSONS ARRESTED  
 Including those released without having been formally charged

CLASSIFICATION OF OFFENSES	UNDER 16	16-17	OVER 18	TOTAL	WHITE	NEGRO	INDIAN	ORIENTAL	ALL OTHER
<b>MURDER</b>									
<b>MANSLAUGHTER BY NEGLIGENCE</b>									
<b>FORCIBLE RAPE TOTAL</b>			3	3	3				
<b>ROBBERY TOTAL</b>		1	5	6					
<b>ASSAULT TOTAL</b>	2	5	7	14	15				
<b>BURGLARY TOTAL</b>	3	4	8	15					
<b>LARCENY-THEFT (EXCEPT AUTO)</b>	1		1	2	15	2			
<b>AUTO THEFT</b>			1	1	1				
Simple Assaults	1			1	1				
Arson									
Forgery and Counterfeiting									
Fraud									
Embezzlement									
Stolen Property; Buying, Receiving, Possessing			1	1	1				
Vandalism									
Weapons; Carrying, Possessing, etc.									
Prostitution and Commercialized Vice									
Sex Offenses		1	1	2	2				
Narcotic Drug Laws		1	4	5	5				
Gambling									
Offenses Against the Family and Children			1	1	1				
Driving Under the Influence									
Liquor Laws									
Drunkenness									
Disorderly Conduct			9	9					
Vagrancy			1	1	10				
All Other Offenses (Except Traffic)		10	17	27	27				
Curfew and Loitering									
Runaways									
<b>TOTAL</b>	6	22	56	84	87	2			
	1	-	4	5					

Upper figure represents Male totals  
 Lower figure represents Female totals

AGENCY: THOMASTON P.D.  
POPULATION: 6,300

OFFENSES KNOWN TO THE POLICE - 1978

CLASSIFICATION OF OFFENSES	OFFENSES	CLEARED	VALUE OF PROPERTY STOLEN
<b>CRIMINAL HOMICIDE</b>	1	1	\$ .00
Murder & Nonnegligent Manslaughter	1	1	\$ .00
Manslaughter by Negligence	0	0	\$ .00
<b>FORCIBLE RAPE</b>	1	1	\$ .00
Rape by Force	1	1	\$ .00
Attempts to Commit Forcible Rape	0	0	\$ .00
<b>ROBBERY</b>	1	1	\$ 532.00
Armed Robbery	1	1	
Strong-Arm Robbery	0	0	
Highway (Streets, Alleys, Etc.)	-		
Commercial House (Except C.D.F.)	-		
Gas or Service Station	1		\$ 532.00
Chain Store	-		
Residence (Anywhere on Premises)	-		
Bank	-		
Miscellaneous	-		
<b>ASSAULT</b>	13	11	
Firearm	1	1	
Knife or Cutting Instrument	-	-	
Other Dangerous Weapon	-	-	
Hands, Fists, Feet, Etc. (Aggravated)	12	10	
Simple Assaults (Not Aggravated)	-	-	
<b>BURGLARY</b>	60	12	\$ 24,083.00
Forcible Entry	41	6	
Unlawful Entry-No Force	15	6	
Attempted Forcible Entry	4	-	
Residence-Night (6 P.M.-6 A.M.)	12		\$ 2,683.00
Residence-Day (6 A.M.-6 P.M.)	2		570.00
Residence-Unknown	-		
Non-Residence-Night (6 P.M.-6 A.M.)	42		20,832.00
Non-Residence-Day (6 A.M.-6 P.M.)	1		3.00
Non-Residence-Unknown	3		\$ .00
<b>LARCENY</b>	64	10	\$ 25,703.35
\$200 and Over	18		\$ 24,521.00
\$50 to \$200	8		737.00
Under \$50	38		\$ 450.35
Pocket-picking (a)	-		
Purse-snatching (b)	1		\$ 311.00
Shoplifting (c)	7		58.01
From Motor Vehicles (Except e) (d)	10		1,294.00
Motor Vehicle Parts & Accessories (e)	6		1,470.00
Bicycles (f)	2		193.00
From Building (Except c & h) (g)	14		301.34
From Any Coin-operated Machines (h)	5		3.00
All Other (i)	19		\$ 22,078.00
<b>MOTOR VEHICLE THEFT</b>	13	1	\$ 17,450.00
Autos	6	1	
Trucks & Buses	3	-	
Other Vehicles	4	-	
<b>GRAND TOTAL:</b>	153	37	\$ 67,778.35

AGE, SEX AND RACE OF PERSONS ARRESTED

Including those released without having been formally charged

CLASSIFICATION OF OFFENSES	AGE			TOTAL	WHITE	NEGRO	INDIAN	ORIENTAL	ALL OTHER
	UNDER 16	16-17	OVER 18						
<b>MURDER</b>			1	1	1				
<b>MANSLAUGHTER BY NEGLIGENCE</b>									
<b>FORCIBLE RAPE TOTAL</b>									
<b>ROBBERY TOTAL</b>			2	2	2				
<b>ASSAULT TOTAL</b>			3	3	3				
<b>BURGLARY TOTAL</b>	7	1	3	11	12				
<b>LARCENY-THEFT (EXCEPT AUTO)</b>	1	1	16	19	20				
<b>AUTO THEFT</b>	2		1	3	3				
Simple Assaults	3		11	14	12				
Arson		1	1	2	1				
Forgery and Counterfeiting									
Fraud									
Embezzlement									
Stolen Property; Buying, Receiving, Possessing			2	2	2				
Vandalism					2				
Weapons; Carrying, Possessing, etc.			2	2	1	1			
Prostitution and Commercialized Vice									
Sex Offenses			2	2	2				
Narcotic Drug Laws	6	13	47	66	85				
Gambling	1	5	13	19	3				
Offenses Against the Family and Children			3	3					
Driving Under the Influence		1	7	8	6	2			
Liquor Laws			2	2	2				
Drunkenness									
Disorderly Conduct		4	22	26	28				
Vagrancy			2	2					
All Other Offenses (Except Traffic)		24	79	103	118				
Curfew and Loitering		7	8	15					
Runaways	1			1	1				
<b>TOTAL</b>	18	45	202	265	302	3			
	3	13	24	40					

Upper figure represents Male totals  
Lower figure represents Female totals

AGENCY: TORRINGTON P.D.  
 POPULATION: 31,600

OFFENSES KNOWN TO THE POLICE - 1978

CLASSIFICATION OF OFFENSES	OFFENSES	CLEARED	VALUE OF PROPERTY STOLEN
CRIMINAL HOMICIDE	0	0	\$ .00
Murder & Nonnegligent Manslaughter	0	0	\$ .00
Manslaughter by Negligence	0	0	\$ .00
FORCIBLE RAPE	0	0	\$ .00
Rape by Force	0	0	\$ .00
Attempts to Commit Forcible Rape	0	0	\$ .00
ROBBERY	4	3	\$ 8,271.50
Armed Robbery	2	1	
Strong-Arm Robbery	2	2	
Highway (Streets, Alleys, Etc.)	1		\$ 40.00
Commercial House (Except C.D.F.)	-		
Gas or Service Station	1		228.00
Chain Store	1		8,000.00
Residence (Anywhere on Premises)	-		
Bank	-		
Miscellaneous	1		\$ 3.50
ASSAULT	65	52	
Firearm	2	2	
Knife or Cutting Instrument	2	2	
Other Dangerous Weapon	1	-	
Hands, Fists, Feet, Etc. (Aggravated)	9	8	
Simple Assaults (Not Aggravated)	51	40	
BURGLARY	217	59	\$ 64,768.35
Forcible Entry	173	56	
Unlawful Entry-No Force	20	3	
Attempted Forcible Entry	24	-	
Residence-Night (6 P.M.-6 A.M.)	5		\$ 443.00
Residence-Day (6 A.M.-6 P.M.)	106		28,477.00
Residence-Unknown	17		5,415.00
Non-Residence-Night (6 P.M.-6 A.M.)	88		25,033.35
Non-Residence-Day (6 A.M.-6 P.M.)	1		5,400.00
Non-Residence-Unknown	-		\$ .00
LARCENY	607	120	\$ 90,614.45
\$200 and Over	67		\$ 68,401.27
\$50 to \$200	119		11,529.15
Under \$50	421		\$ 10,684.03
Pocket-picking (a)	1		\$ 197.00
Purse-snatching (b)	4		458.00
Shoplifting (c)	51		1,493.43
From Motor Vehicles (Except e) (d)	56		8,749.00
Motor Vehicle Parts & Accessories(e)	137		11,846.50
Bicycles (f)	226		6,300.00
From Building (Except c & h) (g)	80		52,941.52
From Any Coin-operated Machines (h)	7		572.32
All Other (i)	45		\$ 8,056.68
MOTOR VEHICLE THEFT	67	18	\$ 99,800.00
Autos	48	13	
Trucks & Buses	11	3	
Other Vehicles	8	2	
GRAND TOTAL:	960	252	\$ 263,454.30

AGE, SEX AND RACE OF PERSONS ARRESTED  
 Including those released without having been formally charged

CLASSIFICATION OF OFFENSES	AGE			TOTAL	SEX AND RACE					
	UNDER 16	16-17	OVER 18		WHITE	NEGRO	INDIAN	ORIENTAL	ALL OTHER	
MURDER										
MANSLAUGHTER BY NEGLIGENCE										
FORCIBLE RAPE TOTAL										
ROBBERY TOTAL	1	2	3	5	8					
ASSAULT TOTAL			13	13						
BURGLARY TOTAL	25	9	21	55	13					
LARCENY-THEFT (EXCEPT AUTO)	2			2	57					
AUTO THEFT	30	22	50	102						
Simple Assaults	5	8	16	29	125	5			1	
Arson	3	6	10	19						
Forgery and Counterfeiting	1		1	2	20	1				
Fraud	6	4	29	39	43	2				
Embezzlement	2		4	6						
Stolen Property; Buying, Receiving, Possessing			1	1	1					
Vandalism										
Weapons; Carrying, Possessing, etc.			6	6	6					
Prostitution and Commercialized Vice										
Sex Offenses			9	9	9					
Narcotic Drug Laws	2	6	10	18						
Gambling	1		2	3	21					
Offenses Against the Family and Children			3	3						
Driving Under the Influence		1	55	56						
Liquor Laws		1	3	4	60					
Drunkenness			1	1	1					
Disorderly Conduct	1	4	70	75						
Vagrancy	1		7	8	81	2				
All Other Offenses (Except Traffic)	20	32	187	239						
Curfew and Loitering	9	2	17	28	261	6				
Runaways	2			2	2					
TOTAL	89	87	468	644	714	16				1
	23	13	51	87						

Upper figure represents Male totals

Lower figure represents Female totals

AGENCY: TRUMBULL P.D.  
POPULATION: 34,900

OFFENSES KNOWN TO THE POLICE - 1978

CLASSIFICATION OF OFFENSES	OFFENSES	CLEARED	VALUE OF PROPERTY STOLEN
CRIMINAL HOMICIDE	0	0	\$ .00
Murder & Nonnegligent Manslaughter	0	0	\$ .00
Manslaughter by Negligence	0	0	\$ .00
FORCIBLE RAPE	0	0	\$ .00
Rape by Force	0	0	\$ .00
Attempts to Commit Forcible Rape	0	0	\$ .00
ROBBERY	6	3	\$ 50.00
Armed Robbery	4	2	
Strong-Arm Robbery	2	1	
Highway (Streets, Alleys, Etc.)	3		
Commercial House (Except C.D.F.)	-		
Gas or Service Station	-		
Chain Store	1		\$ 50.00
Residence (Anywhere on Premises)	2		
Bank	-		
Miscellaneous	-		
ASSAULT	121	42	
Firearm	-	-	
Knife or Cutting Instrument	1	1	
Other Dangerous Weapon	2	2	
Hands, Fists, Feet, Etc. (Aggravated)	20	7	
Simple Assaults (Not Aggravated)	98	32	
BURGLARY	171	13	\$ 145,097.50
Forcible Entry	100	10	
Unlawful Entry-No Force	40	2	
Attempted Forcible Entry	31	1	
Residence-Night (6 P.M.-6 A.M.)	20		\$ 8,990.00
Residence-Day (6 A.M.-6 P.M.)	77		96,652.00
Residence-Unknown	33		14,651.50
Non-Residence-Night (6 P.M.-6 A.M.)	25		22,091.00
Non-Residence-Day (6 A.M.-6 P.M.)	1		
Non-Residence-Unknown	15		\$ 2,713.00
LARCENY	609	124	\$ 103,287.00
\$200 and Over	138		\$ 74,959.00
\$50 to \$200	212		23,735.00
Under \$50	259		\$ 4,593.00
Pocket-picking (a)	2		\$ 20.00
Purse-snatching (b)	2		4,727.00
Shoplifting (c)	102		6,509.00
From Motor Vehicles (Except e) (d)	52		14,986.00
Motor Vehicle Parts & Accessories(e)	165		22,848.00
Bicycles (f)	52		7,367.00
From Building (Except c & h) (g)	52		10,614.00
From Any Coin-operated Machines (h)	-		
All Other (i)	182		\$ 36,216.00
MOTOR VEHICLE THEFT	137	27	\$ 320,115.00
Autos	110	23	
Trucks & Buses	1	-	
Other Vehicles	26	4	
GRAND TOTAL:	1,044	209	\$ 568,549.50

AGE, SEX AND RACE OF PERSONS ARRESTED

Including those released without having been formally charged

CLASSIFICATION OF OFFENSES	UNDER 16	16-17	OVER 18	TOTAL	WHITE	NEGRO	INDIAN	ORIENTAL	ALL OTHER
MURDER									
MANSLAUGHTER BY NEGLIGENCE									
FORCIBLE RAPE TOTAL			1	1					
ROBBERY TOTAL		1	1	2					
ASSAULT TOTAL		3	7	10	9	1			
BURGLARY TOTAL	4	8	9	21					
LARCENY-THEFT (EXCEPT AUTO)	1	2	3	6	24				
AUTO THEFT	21	20	70	111					
Simple Assaults	19	9	43	71	138	36			8
Arson	1		2	3					
Forgery and Counterfeiting	4	2	13	19					
Fraud	1		1	2	19	2			
Embezzlement									
Stolen Property; Buying, Receiving, Possessing									
Vandalism	32	10	13	55					
Weapons; Carrying, Possessing, etc.	4	2	12	18	57	2			
Prostitution and Commercialized Vice	1			1	12	1			2
Sex Offenses	1	1	2	4	4				
Narcotic Drug Laws	19	24	30	73					
Gambling	9		1	10	81	2			
Offenses Against the Family and Children					13				
Driving Under the Influence			16	16					
Liquor Laws	2			2					
Drunkenness	3			3	3				
Disorderly Conduct	14	7	43	64					
Vagrancy	4	4	2	10	71	3			
All Other Offenses (Except Traffic)		2	3	5					
Curfew and Loitering	53	10	45	108					
Runaways	3		9	12	117	3			
TOTAL	6	3		9	8	1			
	7			7					
	16			16	23				
	168	93	305	566					
	57	14	78	149	631	74			10

Upper figure represents Male totals  
Lower figure represents Female totals

AGENCY: UNIVERSITY OF CONNECTICUT P.D.  
 POPULATION: 10,000

OFFENSES KNOWN TO THE POLICE - 1978

CLASSIFICATION OF OFFENSES	OFFENSES	CLEARED	VALUE OF PROPERTY STOLEN
<b>CRIMINAL HOMICIDE</b>	0	0	\$ .00
Murder & Nonnegligent Manslaughter	0	0	\$ .00
Manslaughter by Negligence	0	0	\$ .00
<b>FORCIBLE RAPE</b>	0	0	\$ .00
Rape by Force	0	0	\$ .00
Attempts to Commit Forcible Rape	0	0	\$ .00
<b>ROBBERY</b>	2		\$ 671.00
Armed Robbery	1		
Strong-Arm Robbery	1		
Highway (Streets, Alleys, Etc.)	1		\$ 56.00
Commercial House (Except C.D.F.)	-		
Gas or Service Station	-		
Chain Store	1		\$ 615.00
Residence (Anywhere on Premises)	-		
Bank	-		
Miscellaneous	-		
<b>ASSAULT</b>	8	5	
Firearm	-	-	
Knife or Cutting Instrument	-	-	
Other Dangerous Weapon	1	1	
Hands, Fists, Feet, Etc. (Aggravated)	5	2	
Simple Assaults (Not Aggravated)	2	2	
<b>BURGLARY</b>	162	8	\$ 28,150.85
Forcible Entry	49	5	
Unlawful Entry-No Force	110	3	
Attempted Forcible Entry	3	-	
Residence-Night (6 P.M.-6 A.M.)	47		\$ 5,055.78
Residence-Day (6 A.M.-6 P.M.)	24		1,107.33
Residence-Unknown	10		1,128.12
Non-Residence-Night (6 P.M.-6 A.M.)	43		12,116.90
Non-Residence-Day (6 A.M.-6 P.M.)	14		3,143.00
Non-Residence-Unknown	24		\$ 5,599.72
<b>LARCENY</b>	621	89	\$ 86,071.77
\$200 and Over	78		\$ 59,131.23
\$50 to \$200	223		21,374.14
Under \$50	320		\$ 5,566.40
Pocket-picking (a)	25		\$ 1,207.75
Purse-snatching (b)	1		48.00
Shoplifting (c)	51		429.10
From Motor Vehicles (Except e) (d)	43		5,526.39
Motor Vehicle Parts & Accessories (e)	74		6,996.85
Bicycles (f)	28		3,473.50
From Building (Except c & h) (g)	351		63,887.98
From Any Coin-operated Machines (h)	11		71.30
All Other (i)	37		\$ 4,430.90
<b>MOTOR VEHICLE THEFT</b>	10	5	\$ 9,147.00
Autos	6	4	
Trucks & Buses	-		
Other Vehicles	4	1	
<b>GRAND TOTAL:</b>	803	107	\$124,040.62

AGE, SEX AND RACE OF PERSONS ARRESTED  
 Including those released without having been formally charged

CLASSIFICATION OF OFFENSES	UNDER	16-17	OVER	TOTAL	WHITE	NEGRO	INDIAN	ORIENTAL	ALL OTHER
	16		18						
<b>MURDER</b>									
<b>MANSLAUGHTER BY NEGLIGENCE</b>									
<b>FORCIBLE RAPE TOTAL</b>									
<b>ROBBERY TOTAL</b>			3	3	2	1			
<b>ASSAULT TOTAL</b>			6	6	5	1			
<b>BURGLARY TOTAL</b>			56	56					
<b>LARCENY-THEFT (EXCEPT AUTO)</b>	1		16	17	58	14		1	
<b>AUTO THEFT</b>			1	1	1				
Simple Assaults			3	3	4				
Arson			1	1	3				
Forgery and Counterfeiting			3	3					
Fraud			5	5	7	5		1	
Embezzlement			8	8					
Stolen Property; Buying, Receiving, Possessing									
Vandalism			18	18	17	1			
Weapons; Carrying, Possessing, etc.			3	3	3				
Prostitution and Commercialized Vice									
Sex Offenses			2	2	2				
Narcotic Drug Laws			11	11	11				
Gambling									
Offenses Against the Family and Children									
Driving Under the Influence			3	3	3				
Liquor Laws									
Drunkenness									
Disorderly Conduct			13	13	12	1			
Vagrancy									
All Other Offenses (Except Traffic)			13	13	13				
Curfew and Loitering									
Runaways									
<b>TOTAL</b>	-	-	140	140	141	23		2	
	1	-	25	26					

Upper figure represents Male totals  
 Lower figure represents Female totals

AGENCY: VERNON P.D.  
POPULATION: 28,700

OFFENSES KNOWN TO THE POLICE - 1978

CLASSIFICATION OF OFFENSES	OFFENSES	CLEARED	VALUE OF PROPERTY STOLEN
<b>CRIMINAL HOMICIDE</b>	2	1	\$ .00
Murder & Nonnegligent Manslaughter	1	0	\$ .00
Manslaughter by Negligence	1	1	\$ .00
<b>FORCIBLE RAPE</b>	2	1	\$ .00
Rape by Force	2	1	\$ .00
Attempts to Commit Forcible Rape	0	0	\$ .00
<b>ROBBERY</b>	10	1	\$ 1,652.00
Armed Robbery	5	-	
Strong-Arm Robbery	5	1	
Highway (Streets, Alleys, Etc.)	1		\$ 20.00
Commercial House (Except C.D.F.)	-		
Gas or Service Station	2		669.00
Chain Store	4		588.00
Residence (Anywhere on Premises)	3		\$ 375.00
Bank	-		
Miscellaneous	-		
<b>ASSAULT</b>	128	83	
Firearm	7	5	
Knife or Cutting Instrument	5	3	
Other Dangerous Weapon	11	7	
Hands, Fists, Feet, Etc. (Aggravated)	2	2	
Simple Assaults (Not Aggravated)	103	66	
<b>BURGLARY</b>	435	82	\$192,157.00
Forcible Entry	277	62	
Unlawful Entry-No Force	88	16	
Attempted Forcible Entry	70	4	
Residence-Night (6 P.M.-6 A.M.)	55		\$ 13,188.00
Residence-Day (6 A.M.-6 P.M.)	94		51,125.00
Residence-Unknown	158		55,424.00
Non-Residence-Night (6 P.M.-6 A.M.)	62		31,094.00
Non-Residence-Day (6 A.M.-6 P.M.)	7		675.00
Non-Residence-Unknown	59		\$ 40,651.00
<b>LARCENY</b>	1,000	204	\$121,429.00
\$200 and Over	157		\$ 83,856.00
\$50 to \$200	296		28,696.00
Under \$50	547		\$ 8,877.00
Pocket-picking (a)	8		\$ 537.00
Purse-snatching (b)	11		2,492.00
Shoplifting (c)	136		2,617.00
From Motor Vehicles (Except e) (d)	228		36,749.00
Motor Vehicle Parts & Accessories(e)	151		27,514.00
Bicycles (f)	129		10,349.00
From Building (Except c & h) (g)	153		28,153.00
From Any Coin-operated Machines (h)	9		331.00
All Other (i)	175		\$ 12,687.00
<b>MOTOR VEHICLE THEFT</b>	91	16	\$111,163.00
Autos	73	13	
Trucks & Buses	5	2	
Other Vehicles	13	1	
<b>GRAND TOTAL:</b>	1,668	388	\$426,401.00

AGE, SEX AND RACE OF PERSONS ARRESTED  
Including those released without having been formally charged

CLASSIFICATION OF OFFENSES	AGE			TOTAL	WHITE	NEGRO	INDIAN	ORIENTAL	ALL OTHER
	UNDER 16	16-17	OVER 18						
<b>MURDER</b>									
<b>MANSLAUGHTER BY NEGLIGENCE</b>									
<b>FORCIBLE RAPE TOTAL</b>									
<b>ROBBERY TOTAL</b>		2		2	2				
<b>ASSAULT TOTAL</b>	3	1	10	14	13	2			
<b>BURGLARY TOTAL</b>	40	12	21	73	74	3			
<b>LARCENY-THEFT (EXCEPT AUTO)</b>	69	25	46	140	202	8	1		
<b>AUTO THEFT</b>	45	7	19	71	20				
<b>Simple Assaults</b>	6	7	7	20	20				
<b>Arson</b>	12	4	25	41	49	2			
<b>Forgery and Counterfeiting</b>	7		3	10	9				
<b>Fraud</b>	3	4	2	9	7				
<b>Embezzlement</b>	1		6	7	7				
<b>Stolen Property; Buying, Receiving, Possessing</b>			29	29	49	1			
<b>Vandalism</b>		2	19	21	1				
<b>Weapons; Carrying, Possessing, etc.</b>	5	2	1	8	9				
<b>Prostitution and Commercialized Vice</b>	108	15	31	154	171	2			
<b>Sex Offenses</b>	15	1	3	19	11				
<b>Narcotic Drug Laws</b>	2	3	6	11	2				
<b>Gambling</b>	11	2	9	22	28	2			
<b>Offenses Against the Family and Children</b>	8			8	36	2			
<b>Driving Under the Influence</b>	11	5	13	29					
<b>Liquor Laws</b>	5	2	2	9					
<b>Drunkenness</b>									
<b>Disorderly Conduct</b>	1	1	2	4	6				
<b>Vagrancy</b>	2			2					
<b>All Other Offenses (Except Traffic)</b>	1		43	44	45	1		1	
<b>Curfew and Loitering</b>	1	3	6	10	11				
<b>Runaways</b>	1			1					
<b>TOTAL</b>	23	33	33	89	1296	30	1	1	
	455	147	458	1060					
	158	28	82	268					

Upper figure represents Male totals  
Lower figure represents Female totals

AGENCY: WALLINGFORD P.D.  
POPULATION: 35,500

OFFENSES KNOWN TO THE POLICE - 1978

CLASSIFICATION OF OFFENSES	OFFENSES	CLEARED	VALUE OF PROPERTY STOLEN
<b>CRIMINAL HOMICIDE</b>	1	0	\$ 480.00
Murder & Nonnegligent Manslaughter	1	0	\$ 480.00
Manslaughter by Negligence	0	0	\$ .00
<b>FORCIBLE RAPE</b>	4	1	\$ .00
Rape by Force	2	1	\$ .00
Attempts to Commit Forcible Rape	2	0	\$ .00
<b>ROBBERY</b>	20	5	\$ 12,874.00
Armed Robbery	18	5	
Strong-Arm Robbery	2	0	
Highway (Streets, Alleys, Etc.)	8		\$ 742.00
Commercial House (Except C.D.F.)	7		7,413.00
Gas or Service Station	2		1,921.00
Chain Store	2		2,598.00
Residence (Anywhere on Premises)	1		\$ 200.00
Bank	-		
Miscellaneous	-		
<b>ASSAULT</b>	88	54	
Firearm	-	-	
Knife or Cutting Instrument	6	4	
Other Dangerous Weapon	4	1	
Hands, Fists, Feet, Etc. (Aggravated)	6	5	
Simple Assaults (Not Aggravated)	72	44	
<b>BURGLARY</b>	490	87	\$ 237,296.68
Forcible Entry	355	57	
Unlawful Entry-No Force	97	18	
Attempted Forcible Entry	38	12	
Residence-Night (6 P.M.-6 A.M.)	106		\$ 26,955.00
Residence-Day (6 A.M.-6 P.M.)	92		65,847.50
Residence-Unknown	60		16,060.50
Non-Residence-Night (6 P.M.-6 A.M.)	192		121,947.68
Non-Residence-Day (6 A.M.-6 P.M.)	19		3,765.00
Non-Residence-Unknown	21		\$ 2,721.00
<b>LARCENY</b>	909	157	\$ 178,766.40
\$200 and Over	169		\$ 129,851.07
\$50 to \$200	347		40,233.49
Under \$50	393		\$ 8,681.84
Pocket-picking (a)	1		\$ 28.00
Purse-snatching (b)	2		188.00
Shoplifting (c)	107		2,603.58
From Motor Vehicles (Except e) (d)	83		40,563.00
Motor Vehicle Parts & Accessories(e)	258		39,586.49
Bicycles (f)	114		10,257.00
From Building (Except c & h) (g)	165		62,504.07
From Any Coin-operated Machines (h)	-		
All Other (i)	179		\$ 23,036.26
<b>MOTOR VEHICLE THEFT</b>	133	11	\$ 329,602.00
Autos	91	6	
Trucks & Buses	13	2	
Other Vehicles	29	3	
<b>GRAND TOTAL:</b>	1,645	315	\$ 759,019.08

AGE, SEX AND RACE OF PERSONS ARRESTED  
Including those released without having been formally charged

CLASSIFICATION OF OFFENSES	AGE			TOTAL	WHITE	NEGRO	INDIAN	ORIENTAL	ALL OTHER
	UNDER 16	16-17	OVER 18						
<b>MURDER</b>									
<b>MANSLAUGHTER BY NEGLIGENCE</b>									
<b>FORCIBLE RAPE TOTAL</b>									
<b>ROBBERY TOTAL</b>	1	2	12	15	15				
<b>ASSAULT TOTAL</b>			12	12	11	1			
<b>BURGLARY TOTAL</b>	37	14	40	91	97	4			
<b>LARCENY-THEFT (EXCEPT AUTO)</b>	8	2	66	136	194	4			2
<b>AUTO THEFT</b>	43	27	46	64	25	1			
Simple Assaults	11	7	12	20					
Arson	2	6	1	6	50	1			
Forgery and Counterfeiting	2	3	1	1	1				
Fraud	10	4	31	45	6	2			
Embezzlement	4	1	1	6	1				
Stolen Property; Buying, Receiving, Possessing	1		6	7	6	2			
Vandalism			1	1	1				
Weapons; Carrying, Possessing, etc.		1	27	28	27	1			
Prostitution and Commercialized Vice			28	28					
Sex Offenses			1	1					
Narcotic Drug Laws		17	28	45	16				
Gambling			4	4	2				
Offenses Against the Family and Children	9	38	95	142					
Driving Under the Influence	1	8	7	16	156	2			
Liquor Laws			2	2	2				
Drunkness			2	2					
Disorderly Conduct			12	12					
Vagrancy			4	4					
All Other Offenses (Except Traffic)	4	2	6	12	7				
Curfew and Loitering	1		1	2					
Runaways	6	4	8	18	20				
<b>TOTAL</b>	6	29	160	195	221				
	72	29	134	235	1424	17			3

Upper figure represents Male totals  
Lower figure represents Female totals



AGENCY: WATERBURY P.D.  
POPULATION: 112,000

OFFENSES KNOWN TO THE POLICE - 1978

CLASSIFICATION OF OFFENSES	OFFENSES	CLEARED	VALUE OF PROPERTY STOLEN
CRIMINAL HOMICIDE	3	4	\$ .00
Murder & Nonnegligent Manslaughter	3	4	\$ .00
Manslaughter by Negligence	0	0	\$ .00
FORCIBLE RAPE	13	9	\$ 100.00
Rape by Force	10	6	\$ 100.00
Attempts to Commit Forcible Rape	3	2	\$ .00
ROBBERY	240	90	\$ 13,301.00
Armed Robbery	103	6	
Strong-Arm Robbery	137	8	
Highway (Streets, Alleys, Etc.)	40		\$ 2,598.00
Commercial House (Except C.D.F.)	10		1,385.00
Gas or Service Station	6		918.00
Chain Store	3		233.00
Residence (Anywhere on Premises)	20		3,186.00
Bank	2		4,600.00
Miscellaneous	12		\$ 381.00
ASSAULT	992	577	
Firearm	21	4	
Knife or Cutting Instrument	46	7	
Other Dangerous Weapon	17	3	
Hands, Fists, Feet, Etc. (Aggravated)	92	24	
Simple Assaults (Not Aggravated)	816	240	
BURGLARY	2,018	265	\$ 212,776.00
Forcible Entry	1,527	39	
Unlawful Entry-No Force	247	2	
Attempted Forcible Entry	244	2	
Residence-Night (6 P.M.-6 A.M.)	170		\$ 59,160.00
Residence-Day (6 A.M.-6 P.M.)	210		75,414.00
Residence-Unknown	8		3,950.00
Non-Residence-Night (6 P.M.-6 A.M.)	132		47,547.00
Non-Residence-Day (6 A.M.-6 P.M.)	42		26,675.00
Non-Residence-Unknown	1		\$ 30.00
LARCENY	3,965	849	\$ 233,547.00
\$200 and Over	317		\$ 190,671.00
\$50 to \$200	345		35,903.00
Under \$50	452		\$ 6,973.00
Pocket-picking (a)	8		\$ 418.00
Purse-snatching (b)	55		4,216.00
Shoplifting (c)	148		10,514.00
From Motor Vehicles (Except e) (d)	159		33,819.00
Motor Vehicle Parts & Accessories (e)	348		69,342.00
Bicycles (f)	29		2,488.00
From Building (Except c & h) (g)	219		36,969.00
From Any Coin-operated Machines (h)	3		1,385.00
All Other (i)	145		\$ 24,396.00
MOTOR VEHICLE THEFT	920	56	\$ 473,475.00
Autos	-	-	
Trucks & Buses	-	-	
Other Vehicles	-	-	
GRAND TOTAL:	8,151	1,850	\$ 933,199.00

REFER TO PAGE 200

AGE, SEX AND RACE OF PERSONS ARRESTED

Including those released without having been formally charged

CLASSIFICATION OF OFFENSES	UNDER 16	16-17	OVER 18	TOTAL	WHITE	NEGRO	INDIAN	ORIENTAL	ALL OTHER
MURDER			5	5	4	1			
MANSLAUGHTER BY NEGLIGENCE									
FORCIBLE RAPE TOTAL		1	5	6	6				
ROBBERY TOTAL	4	16	72	92	33	62			
ASSAULT TOTAL		5	64	69	40	38			
BURGLARY TOTAL	61	73	158	292	229	73			
LARCENY-THEFT (EXCEPT AUTO)	181	105	382	668	585	312			
AUTO THEFT	8	22	38	68	49	20			
Simple Assaults	56	30	352	438	328	178			
Arson	17	3	48	68					
Forgery and Counterfeiting	6	2	4	12	15	2			
Fraud	2	1	2	5	3	8			
Embezzlement			7	7					
Stolen Property; Buying, Receiving, Possessing			4	4	3	8			
Vandalism			84	84	107	29			
Weapons; Carrying, Possessing, etc.	44	39	174	257	232	68	1		
Prostitution and Commercialized Vice	21	7	56	66	46	25			
Sex Offenses	3		5	8	16	29			
Narcotic Drug Laws	1	3	33	37	27	11			
Gambling	3		24	27	26	3			
Offenses Against the Family and Children	1		1	2	113	42			
Driving Under the Influence	6	33	96	135	12	12			
Liquor Laws	3		17	20	11	1			
Disorderly Conduct			12	12	4	7			
Vagrancy			1	1					
All Other Offenses (Except Traffic)	134	161	1357	1652	1506	495			
Curfew and Loitering	46	26	277	349					
Runaways			1	1					
TOTAL	736	543	3363	4642	4029	1602	1		

Upper figure represents Male totals  
Lower figure represents Female totals

AGENCY: WATERFORD P.D.  
 POPULATION: 18,500

OFFENSES KNOWN TO THE POLICE - 1978

CLASSIFICATION OF OFFENSES	OFFENSES	CLEARED	VALUE OF PROPERTY STOLEN
CRIMINAL HOMICIDE	0	0	\$ .00
Murder & Nonnegligent Manslaughter	0	0	\$ .00
Manslaughter by Negligence	0	0	\$ .00
FORCIBLE RAPE	2	2	\$ .00
Rape by Force	2	2	\$ .00
Attempts to Commit Forcible Rape	0	0	\$ .00
ROBBERY	5	3	\$ 2,261.00
Armed Robbery	2	1	
Strong-Arm Robbery	3	2	
Highway (Streets, Alleys, Etc.)	3		\$ 461.00
Commercial House (Except C.D.F.)	-		
Gas or Service Station	1		1,800.00
Chain Store	1		\$ .00
Residence (Anywhere on Premises)	-		
Bank	-		
Miscellaneous	-		
ASSAULT	20	16	
Firearm	-	-	
Knife or Cutting Instrument	-	-	
Other Dangerous Weapon	1	-	
Hands, Fists, Feet, Etc. (Aggravated)	1	1	
Simple Assaults (Not Aggravated)	18	15	
BURGLARY	157	98	\$ 64,674.00
Forcible Entry	103	68	
Unlawful Entry-No Force	31	28	
Attempted Forcible Entry	23	2	
Residence-Night (6 P.M.-6 A.M.)	57		\$ 24,211.00
Residence-Day (6 A.M.-6 P.M.)	49		21,878.00
Residence-Unknown	19		1,013.00
Non-Residence-Night (6 P.M.-6 A.M.)	26		16,510.00
Non-Residence-Day (6 A.M.-6 P.M.)	1		.00
Non-Residence-Unknown	5		\$ 1,062.00
LARCENY	277	59	\$ 188,308.00
\$200 and Over	51		\$ 168,342.00
\$50 to \$200	142		16,546.00
Under \$50	84		\$ 3,420.00
Pocket-picking (a)	-		
Purse-snatching (b)	-		
Shoplifting (c)	3		\$ 63.00
From Motor Vehicles (Except e) (d)	37		8,852.00
Motor Vehicle Parts & Accessories (e)	44		4,492.00
Bicycles (f)	29		3,675.00
From Building (Except c & h) (g)	74		13,531.00
From Any Coin-operated Machines (h)	-		
All Other (i)	90		\$ 157,695.00
MOTOR VEHICLE THEFT	28	19	\$ 56,650.00
Autos	20	16	
Trucks & Buses	1	1	
Other Vehicles	7	2	
GRAND TOTAL:	489	197	\$ 311,893.00

AGE, SEX AND RACE OF PERSONS ARRESTED

Including those released without having been formally charged

CLASSIFICATION OF OFFENSES	AGE			TOTAL	WHITE	NEGRO	INDIAN	ORIENTAL	ALL OTHER
	UNDER 16	16-17	OVER 18						
MURDER									
MANSLAUGHTER BY NEGLIGENCE									
FORCIBLE RAPE TOTAL			2	2	2				
ROBBERY TOTAL			3	3	2	1			
ASSAULT TOTAL			1	1	1				
BURGLARY TOTAL	7	23	14	44					
LARCENY-THEFT (EXCEPT AUTO)	2	1	2	5	47				2
AUTO THEFT	11	10	19	40	40	9			2
Simple Assaults	3	6	10	19	16	2			2
Arson	2	1	10	13	13				
Forgery and Counterfeiting			4	6					
Fraud	2		8	8	13	1			
Embezzlement			6	6					
Stolen Property; Buying, Receiving, Possessing			10	10	12	4			
Vandalism	5	3		8	7	1			
Weapons; Carrying, Possessing, etc.	1		2	3	3				
Prostitution and Commercialized Vice									
Sex Offenses	1		2	3	3				
Narcotic Drug Laws	3	1	24	28					
Gambling	1		5	6	33	1			
Offenses Against the Family and Children			1	1	1				
Driving Under the Influence		1	73	74	80	1			1
Liquor Laws		1	1	2	2				
Drunkenness	1			1	1				
Disorderly Conduct	5	8	81	94					
Vagrancy	4	2	9	15	104	5			
All Other Offenses (Except Traffic)			1	1	1				
Curfew and Loitering					1				
Runaways	6			6	7				
TOTAL	56	57	320	433	474	29			7
	10	7	60	77					

Upper figure represents Male totals  
 Lower figure represents Female totals

AGENCY: WATERTOWN P.D.  
POPULATION: 19,600

OFFENSES KNOWN TO THE POLICE - 1978

CLASSIFICATION OF OFFENSES	OFFENSES	CLEARED	VALUE OF PROPERTY STOLEN
CRIMINAL HOMICIDE	1	1	\$ .00
Murder & Nonnegligent Manslaughter	1	1	\$ .00
Manslaughter by Negligence	0	0	\$ .00
FORCIBLE RAPE	0	0	\$ .00
Rape by Force	0	0	\$ .00
Attempts to Commit Forcible Rape	0	0	\$ .00
ROBBERY	1	1	\$ 700.00
Armed Robbery	1	1	
Strong-Arm Robbery	0	0	
Highway (Streets, Alleys, Etc.)	-		
Commercial House (Except C.D.F.)	-		
Gas or Service Station	-		
Chain Store	1		\$ 700.00
Residence (Anywhere on Premises)	-		
Bank	-		
Miscellaneous	-		
ASSAULT	10	9	
Firearm	-	-	
Knife or Cutting Instrument	-	-	
Other Dangerous Weapon	-	-	
Hands, Fists, Feet, Etc. (Aggravated)	10	9	
Simple Assaults (Not Aggravated)	-	-	
BURGLARY	90	46	\$ 32,152.50
Forcible Entry	58	36	
Unlawful Entry-No Force	23	8	
Attempted Forcible Entry	9	2	
Residence-Night (6 P.M.-6 A.M.)	17		\$ 5,792.00
Residence-Day (6 A.M.-6 P.M.)	34		11,063.50
Residence-Unknown	16		5,740.00
Non-Residence-Night (6 P.M.-6 A.M.)	21		9,497.00
Non-Residence-Day (6 A.M.-6 P.M.)	1		60.00
Non-Residence-Unknown	1		.00
LARCENY	285	50	\$ 67,655.55
\$200 and Over	56		\$ 50,861.31
\$50 to \$200	156		15,317.51
Under \$50	73		\$ 1,476.73
Pocket-picking (a)	2		\$ 275.00
Purse-snatching (b)	6		429.00
Shoplifting (c)	19		493.74
From Motor Vehicles (Except e) (d)	18		3,249.00
Motor Vehicle Parts & Accessories (e)	96		16,525.31
Bicycles (f)	50		4,353.00
From Building (Except c & h) (g)	54		11,428.00
From Any Coin-operated Machines (h)	-		
All Other (i)	40		\$ 30,902.50
MOTOR VEHICLE THEFT	24	4	\$ 42,130.00
Autos	7	-	
Trucks & Buses	5	2	
Other Vehicles	12	2	
GRAND TOTAL:	411	111	\$ 142,638.05

AGE, SEX AND RACE OF PERSONS ARRESTED

Including those released without having been formally charged

CLASSIFICATION OF OFFENSES	UNDER 16	16-17	OVER 18	TOTAL	WHITE	NEGRO	INDIAN	ORIENTAL	ALL OTHER
MURDER			1	1	1				
MANSLAUGHTER BY NEGLIGENCE			1	1	1				
FORCIBLE RAPE TOTAL			1	1					
ROBBERY TOTAL			1	1	1				
ASSAULT TOTAL		1	9	10					
BURGLARY TOTAL	27	9	1	37	11				
LARCENY-THEFT (EXCEPT AUTO)	23	10	25	58	37				
AUTO THEFT	1	1	11	13	57	14			
Simple Assaults			2	2	2				
Arson			1	1	1				
Forgery and Counterfeiting			3	3	3				
Fraud			10	10					
Embezzlement			2	2	11	1			
Stolen Property; Buying, Receiving, Possessing	14	2	6	22					
Vandalism	12	1		13	33	2			
Weapons; Carrying, Possessing, etc.			5	5	5				
Prostitution and Commercialized Vice									
Sex Offenses			3	3	3				
Narcotic Drug Laws	1	6	8	15	17				
Gambling			2	2					
Offenses Against the Family and Children			4	4	4				
Driving Under the Influence			20	20	22				
Liquor Laws			1	1	1				
Drunkenness									
Disorderly Conduct	3	6	64	73	78				
Vagrancy	1	2	3	3	3				
All Other Offenses (Except Traffic)	5	1	35	41	51	1		1	
Curfew and Loitering	1	1	10	12					
Runaways	8	1		9	9				
TOTAL	74	39	199	312	352	18		1	
	23	6	30	59					

Upper figure represents Male totals  
Lower figure represents Female totals

AGENCY: WEST HARTFORD P.D.  
POPULATION: 67,800

OFFENSES KNOWN TO THE POLICE - 1978

CLASSIFICATION OF OFFENSES	OFFENSES	CLEARED	VALUE OF PROPERTY STOLEN
CRIMINAL HOMICIDE	3	2	\$ .00
Murder & Nonnegligent Manslaughter	3	2	\$ .00
Manslaughter by Negligence	0	0	\$ .00
FORCIBLE RAPE	0	0	\$ .00
Rape by Force	0	0	\$ .00
Attempts to Commit Forcible Rape	0	0	\$ .00
ROBBERY	42	9	\$ 32,840.00
Armed Robbery	20	3	
Strong-Arm Robbery	22	6	
Highway (Streets, Alleys, Etc.)	28		\$ 17,054.00
Commercial House (Except C.D.F.)	-		670.00
Gas or Service Station	3		75.00
Chain Store	2		122.00
Residence (Anywhere on Premises)	1		14,161.00
Bank	1		758.00
Miscellaneous	7		
ASSAULT	118	79	
Firearm	2	2	
Knife or Cutting Instrument	9	5	
Other Dangerous Weapon	15	10	
Hands, Fists, Feet, Etc. (Aggravated)	22	16	
Simple Assaults (Not Aggravated)	70	46	
BURGLARY	805	114	\$ 302,259.00
Forcible Entry	370	69	
Unlawful Entry-No Force	338	38	
Attempted Forcible Entry	97	7	
Residence-Night (6 P.M.-6 A.M.)	242		\$ 129,376.00
Residence-Day (6 A.M.-6 P.M.)	279		96,649.00
Residence-Unknown	20		17,104.00
Non-Residence-Night (6 P.M.-6 A.M.)	205		53,085.00
Non-Residence-Day (6 A.M.-6 P.M.)	54		4,716.00
Non-Residence-Unknown	5		1,329.00
LARCENY	1,904	626	\$ 313,818.00
\$200 and Over	306		220,900.00
\$50 to \$200	727		77,314.00
Under \$50	871		\$ 15,604.00
Pocket-picking (a)	-		\$ 1,631.00
Purse-snatching (b)	27		43,649.00
Shoplifting (c)	563		73,866.00
From Motor Vehicles (Except e) (d)	309		25,408.00
Motor Vehicle Parts & Accessories (e)	143		28,461.00
Bicycles (f)	263		98,270.00
From Building (Except c & h) (g)	291		330.00
From Any Coin-operated Machines (h)	6		
All Other (i)	302		\$ 42,203.00
MOTOR VEHICLE THEFT	344	35	\$ 859,726.00
Autos	313	33	
Trucks & Buses	12	-	
Other Vehicles	19	2	
GRAND TOTAL:	3,216	865	\$1,508,643.00

AGE, SEX AND RACE OF PERSONS ARRESTED

Including those released without having been formally charged

CLASSIFICATION OF OFFENSES	AGE			TOTAL	WHITE	NEGRO	INDIAN	ORIENTAL	ALL OTHER
	UNDER 16	16-17	OVER 18						
MURDER									
MANSLAUGHTER BY NEGLIGENCE									
FORCIBLE RAPE TOTAL									
ROBBERY TOTAL	9	7	13	29	11	14			4
ASSAULT TOTAL	22		4	26	19	5			3
BURGLARY TOTAL	96	24	55	175	124	53			4
LARCENY-THEFT (EXCEPT AUTO)	213	68	372	653	586	373			73
AUTO THEFT	96	37	246	379	28	15			7
Simple Assaults	18	11	14	43					
Arson	2	4	1	7	83	27			3
Forgery and Counterfeiting	3	24	69	96					
Fraud	2	1	14	17					
Embezzlement	13			13					
Stolen Property; Buying, Receiving, Possessing	1			1	14				
Vandalism			33	33	18	30			
Weapons; Carrying, Possessing, etc.			15	15					
Prostitution and Commercialized Vice		3	69	72	103	81			
Sex Offenses									
Narcotic Drug Laws	2			2					
Gambling	81	9	32	122					
Offenses Against the Family and Children	7	2	1	10	123	6			3
Driving Under the Influence	27	4	23	54	49	6			
Liquor Laws			1	1					
Drunkenness	7	4	14	25					
Disorderly Conduct	32	20	56	108	22	3			
Vagrancy	13	5	17	35	127	15			1
All Other Offenses (Except Traffic)									
Curfew and Loitering	3		1	4					
Runaways	13			13					
TOTAL	828	218	1105	2151	2044	757			118

Upper figure represents Male totals  
Lower figure represents Female totals

AGENCY: WEST HAVEN P.D.  
 POPULATION: 54,100

OFFENSES KNOWN TO THE POLICE - 1978

CLASSIFICATION OF OFFENSES	OFFENSES	CLEARED	VALUE OF PROPERTY STOLEN
CRIMINAL HOMICIDE	0	0	\$ .00
Murder & Nonnegligent Manslaughter	0	0	\$ .00
Manslaughter by Negligence	0	0	\$ .00
FORCIBLE RAPE	13	5	\$ 20.00
Rape by Force	11	5	\$ .00
Attempts to Commit Forcible Rape	2	0	\$ .00
FOBBERY	54	10	\$ 27,674.00
Armed Robbery	43	8	
Strong-Arm Robbery	11	2	
Highway (Streets, Alleys, Etc.)	12		\$ 8,369.00
Commercial House (Except C.D.F.)	10		2,633.00
Gas or Service Station	7		1,976.00
Chain Store	13		2,203.00
Residence (Anywhere on Premises)	3		3,786.00
Bank	1		8,500.00
Miscellaneous	8		\$ 207.00
ASSAULT	526	433	
Firearm	4	4	
Knife or Cutting Instrument	16	11	
Other Dangerous Weapon	38	26	
Hands, Fists, Feet, Etc. (Aggravated)	54	41	
Simple Assaults (Not Aggravated)	414	351	
BURGLARY	791	48	\$ 269,629.00
Forcible Entry	583	40	
Unlawful Entry-No Force	81	2	
Attempted Forcible Entry	127	6	
Residence-Night (6 P.M.-6 A.M.)	150		\$ 43,511.00
Residence-Day (6 A.M.-6 P.M.)	266		111,537.00
Residence-Unknown	127		31,809.00
Non-Residence-Night (6 P.M.-6 A.M.)	159		48,434.00
Non-Residence-Day (6 A.M.-6 P.M.)	52		22,169.00
Non-Residence-Unknown	37		\$ 12,169.00
LARCENY	1,209	111	\$ 237,664.00
\$200 and Over	254		\$ 177,184.00
\$50 to \$200	475		50,162.00
Under \$50	480		\$ 10,318.00
Pocket-picking (a)	1		\$ 6.00
Purse-snatching (b)	16		1,838.00
Shoplifting (c)	36		1,626.00
From Motor Vehicles (Except e) (d)	158		44,543.00
Motor Vehicle Parts & Accessories (e)	409		68,202.00
Bicycles (f)	153		15,428.00
From Building (Except c & h) (g)	126		50,325.00
From Any Coin-operated Machines (h)	5		322.00
All Other (i)	305		\$ 55,374.00
MOTOR VEHICLE THEFT	386	14	\$ 640,437.00
Autos	319	9	
Trucks & Buses	22	2	
Other Vehicles	45	3	
GRAND TOTAL:	2,979	621	\$1,175,424.00

REFER TO PAGE 200

AGE, SEX AND RACE OF PERSONS ARRESTED  
 Including those released without having been formally charged

CLASSIFICATION OF OFFENSES	UNDER		OVER	TOTAL	WHITE	NEGRO	INDIAN	ORIENTAL	ALL OTHER
	16	16-17	18						
MURDER									
MANSLAUGHTER BY NEGLIGENCE									
FORCIBLE RAPE TOTAL		1	3	4	1				
ROBBERY TOTAL		4	17	21	12	1			
ASSAULT TOTAL		1	15	16	3				
BURGLARY TOTAL	9	24	38	71	26	5			
LARCENY-THEFT (EXCEPT AUTO)	16	38	125	179	49	31			
AUTO THEFT	3	1	15	19	4	2			
Simple Assaults	9	15	88	112	61	12			
Arson		1	1	2	2				
Forgery and Counterfeiting			18	18	4	1			
Fraud			9	9	8	4			
Embezzlement									
Stolen Property; Buying, Receiving, Possessing			3	3					
Vandalism	19	16	60	95	68	5			
Weapons; Carrying, Possessing, etc.	3	6	25	34	18	2			
Prostitution and Commercialized Vice			1	1					
Sex Offenses			5	5	3				
Narcotic Drug Laws	2	10	47	59	43	3			
Gambling			3	3	3				
Offenses Against the Family and Children			1	1	1				
Driving Under the Influence		1	16	17	12	1			
Liquor Laws			1	1	1				
Drunkenness	1			1	1				
Disorderly Conduct	28	62	221	311	286	23			
Vagrancy	6	4	25	35					
All Other Offenses (Except Traffic)		1		1		1			
Curfew and Loitering					1				
Runaways									
TOTAL	123	267	904	1294	724	102			
	11	10	90	111					

Upper figure represents Male totals  
 Lower figure represents Female totals

AGENCY: WESTON P.D.  
POPULATION: 9,200

OFFENSES KNOWN TO THE POLICE - 1978

CLASSIFICATION OF OFFENSES	OFFENSES	CLEARED	VALUE OF PROPERTY STOLEN
CRIMINAL HOMICIDE	0	0	\$ .00
Murder & Nonnegligent Manslaughter	0	0	\$ .00
Manslaughter by Negligence	0	0	\$ .00
FORCIBLE RAPE	0	0	\$ .00
Rape by Force	0	0	\$ .00
Attempts to Commit Forcible Rape	0	0	\$ .00
ROBBERY	0	0	\$ .00
Armed Robbery	0	0	
Strong-Arm Robbery	0	0	
Highway (Streets, Alleys, Etc.)	-		
Commercial House (Except C.D.F.)	-		
Gas or Service Station	-		
Chain Store	-		
Residence (Anywhere on Premises)	-		
Bank	-		
Miscellaneous	-		
ASSAULT	11	11	
Firearm	-	-	
Knife or Cutting Instrument	-	-	
Other Dangerous Weapon	-	-	
Hands, Fists, Feet, Etc. (Aggravated)	2	2	
Simple Assaults (Not Aggravated)	9	9	
BURGLARY	58	24	\$ 181,759.00
Forcible Entry	51	22	
Unlawful Entry-No Force	5	1	
Attempted Forcible Entry	2	1	
Residence-Night (6 P.M.-6 A.M.)	7		\$ 39,191.00
Residence-Day (6 A.M.-6 P.M.)	33		124,548.00
Residence-Unknown	11		17,246.00
Non-Residence-Night (6 P.M.-6 A.M.)	3		551.00
Non-Residence-Day (6 A.M.-6 P.M.)	-		
Non-Residence-Unknown	4		\$ 223.00
LARCENY	89	4	\$ 27,141.75
\$200 and Over	32		\$ 23,350.00
\$50 to \$200	31		3,325.00
Under \$50	26		\$ 466.75
Pocket-picking (a)	-		
Purse-snatching (b)	-		
Shoplifting (c)	-		
From Motor Vehicles (Except e) (d)	17		\$ 2,020.00
Motor Vehicle Parts & Accessories(e)	3		1,330.00
Bicycles (f)	2		375.00
From Building (Except c & h) (g)	41		17,629.75
From Any Coin-operated Machines (h)	2		120.00
All Other (i)	24		\$ 5,667.00
MOTOR VEHICLE THEFT	6	3	\$ 14,500.00
Autos	5	3	
Trucks & Buses	-	-	
Other Vehicles	1	-	
GRAND TOTAL:	164	42	\$ 223,400.75

AGE, SEX AND RACE OF PERSONS ARRESTED  
Including those released without having been formally charged

CLASSIFICATION OF OFFENSES	UNDER 16	16-17	OVER 18	TOTAL	WHITE	NEGRO	INDIAN	ORIENTAL	ALL OTHER
MURDER									
MANSLAUGHTER BY NEGLIGENCE									
FORCIBLE RAPE TOTAL									
ROBBERY TOTAL									
ASSAULT TOTAL			1	1	1				
BURGLARY TOTAL		4	9	13	10	1			2
LARCENY-THEFT (EXCEPT AUTO)		10	7	17	18				
AUTO THEFT		2	1	3	3				
Simple Assaults			7	7	6	1			
Arson									
Forgery and Counterfeiting									
Fraud									
Embezzlement									
Stolen Property; Buying, Receiving, Possessing	2			2	2				
Vandalism	8	10	12	30	36				
Weapons; Carrying, Possessing, etc.	4	2		6	2				
Prostitution and Commercialized Vice	2			2					
Sex Offenses									
Narcotic Drug Laws		2		2	3				
Gambling		1		1					
Offenses Against the Family and Children									
Driving Under the Influence									
Liquor Laws	3	1		4	4				
Drunkenness			1	1	1				
Disorderly Conduct			6	6	9				
Vagrancy		4		4	6				
All Other Offenses (Except Traffic)	2			2					
Curfew and Loitering	17	8	15	40	46				
Runaways	5	1		6					
TOTAL	32	41	59	132	147	2			2
	11	4	4	19					

Upper figure represents Male totals  
Lower figure represents Female totals

AGENCY: WESTPORT P.D.  
POPULATION: 29,500

OFFENSES KNOWN TO THE POLICE - 1978

CLASSIFICATION OF OFFENSES	OFFENSES	CLEARED	VALUE OF PROPERTY STOLEN
<b>CRIMINAL HOMICIDE</b>	1	1	\$ .00
Murder & Nonnegligent Manslaughter	1	1	\$ .00
Manslaughter by Negligence	0	0	\$ .00
<b>FORCIBLE RAPE</b>	1	0	\$ .00
Rape by Force	1	0	\$ .00
Attempts to Commit Forcible Rape	0	0	\$ .00
<b>ROBBERY</b>	9	1	\$ 42,009.00
Armed Robbery	8	1	
Strong-Arm Robbery	1	-	
Highway (Streets, Alleys, Etc.)	3		\$ 585.00
Commercial House (Except C.D.F.)	1		1,000.00
Gas or Service Station	1		20.00
Chain Store	2		204.00
Residence (Anywhere on Premises)	2		\$ 40,200.00
Bank	-		
Miscellaneous	-		
<b>ASSAULT</b>	81	40	
Firearm	-	-	
Knife or Cutting Instrument	-	-	
Other Dangerous Weapon	1	1	
Hands, Fists, Feet, Etc. (Aggravated)	5	4	
Simple Assaults (Not Aggravated)	75	35	
<b>BURGLARY</b>	354	39	\$378,048.00
Forcible Entry	191	30	
Unlawful Entry-No Force	85	3	
Attempted Forcible Entry	78	6	
Residence-Night (6 P.M.-6 A.M.)	99		\$176,951.00
Residence-Day (6 A.M.-6 P.M.)	109		77,224.00
Residence-Unknown	-		
Non-Residence-Night (6 P.M.-6 A.M.)	138		122,234.00
Non-Residence-Day (6 A.M.-6 P.M.)	8		\$ 1,639.00
Non-Residence-Unknown	-		
<b>LARCENY</b>	1,220	133	\$379,082.00
\$200 and Over	325		\$327,280.00
\$50 to \$200	414		44,253.00
Under \$50	481		7,549.00
Pocket-picking (a)	99		\$ 17,346.00
Purse-snatching (b)	-		
Shoplifting (c)	103		12,911.00
From Motor Vehicles (Except e) (d)	158		30,387.00
Motor Vehicle Parts & Accessories(e)	244		38,423.00
Bicycles (f)	67		11,435.00
From Building (Except c & h) (g)	263		224,271.00
From Any Coin-operated Machines (h)	6		25.00
All Other (i)	280		\$ 44,284.00
<b>MOTOR VEHICLE THEFT</b>	164	23	\$538,524.00
Autos	155	20	
Trucks & Buses	6	2	
Other Vehicles	3	1	
<b>GRAND TOTAL:</b>	1,830	237	\$1,337,663.00

AGE, SEX AND RACE OF PERSONS ARRESTED  
Including those released without having been formally charged

CLASSIFICATION OF OFFENSES	AGE				SEX AND RACE				
	UNDER 16	16-17	OVER 18	TOTAL	WHITE	NEGRO	INDIAN	ORIENTAL	ALL OTHER
<b>MURDER</b>			1	1	1				
<b>MANSLAUGHTER BY NEGLIGENCE</b>									
<b>FORCIBLE RAPE TOTAL</b>									
<b>ROBBERY TOTAL</b>	1		8	9					
<b>ASSAULT TOTAL</b>		1	5	6	9				
<b>BURGLARY TOTAL</b>	6	19	23	48	6				
<b>LARCENY-THEFT (EXCEPT AUTO)</b>	40	23	44	107	45	6			
<b>AUTO THEFT</b>	24	5	19	48	143	12			
<b>Simple Assaults</b>	3	8	21	32	29	10			
<b>Arson</b>	6	3	4	13	40	1			
<b>Forgery and Counterfeiting</b>	1		2	3	3				
<b>Fraud</b>			5	5	7	1			
<b>Embezzlement</b>									
<b>Stolen Property; Buying, Receiving, Possessing</b>			3	3	1	3			
<b>Vandalism</b>	28	9	2	39	1				
<b>Weapons; Carrying, Possessing, etc.</b>	4			4	43				
<b>Prostitution and Commercialized Vice</b>		4	11	15	15				
<b>Sex Offenses</b>			5	5	5				
<b>Narcotic Drug Laws</b>	9	6	29	44	48	2			
<b>Gambling</b>	4		2	6					
<b>Offenses Against the Family and Children</b>									
<b>Driving Under the Influence</b>		1	3	4	4				
<b>Liquor Laws</b>	3	4	1	8	16				
<b>Drunkenness</b>	6	2		8	2				
<b>Disorderly Conduct</b>	17	17	69	103	104	4			
<b>Vagrancy</b>			5	5					
<b>All Other Offenses (Except Traffic)</b>	30	13	24	67	74	4			
<b>Curfew and Loitering</b>	7	2	2	11					
<b>Runaways</b>	3	2		5	9		1		
<b>TOTAL</b>	146	112	285	543	604	43	1		
	52	12	41	105					

Upper figure represents Male totals  
Lower figure represents Female totals

AGENCY: WETHERSFIELD P.D.  
POPULATION: 27,400

OFFENSES KNOWN TO THE POLICE - 1978

CLASSIFICATION OF OFFENSES	OFFENSES	CLEARED	VALUE OF PROPERTY STOLEN
CRIMINAL HOMICIDE	1	0	\$ .00
Murder & Nonnegligent Manslaughter	1	0	\$ .00
Manslaughter by Negligence	0	0	\$ .00
FORCIBLE RAPE	3	1	\$ .00
Rape by Force	3	1	\$ .00
Attempts to Commit Forcible Rape	0	0	\$ .00
ROBBERY	13	3	\$ 1,390.00
Armed Robbery	9	3	
Strong-Arm Robbery	4	-	
Highway (Streets, Alleys, Etc.)	1		\$ 30.00
Commercial House (Except C.D.F.)	4		1,068.00
Gas or Service Station	2		70.00
Chain Store	-		
Residence (Anywhere on Premises)	-		
Bank	-		
Miscellaneous	6		\$ 222.00
ASSAULT	35	25	
Firearm	1	1	
Knife or Cutting Instrument	2	2	
Other Dangerous Weapon	3	2	
Hands, Fists, Feet, Etc. (Aggravated)	11	9	
Simple Assaults (Not Aggravated)	18	13	
BURGLARY	117	33	\$ 92,026.45
Forcible Entry	79	26	
Unlawful Entry-No Force	24	5	
Attempted Forcible Entry	14	2	
Residence-Night (6 P.M.-6 A.M.)	23		\$ 8,617.14
Residence-Day (6 A.M.-6 P.M.)	32		56,105.22
Residence-Unknown	21		3,119.95
Non-Residence-Night (6 P.M.-6 A.M.)	23		22,214.96
Non-Residence-Day (6 A.M.-6 P.M.)	8		870.00
Non-Residence-Unknown	10		\$ 1,099.18
LARCENY	596	218	\$ 91,112.29
\$200 and Over	94		\$ 60,137.31
\$50 to \$200	233		25,524.41
Under \$50	269		\$ 5,450.57
Pocket-picking (a)	14		\$ 1,457.00
Purse-snatching (b)	25		1,916.50
Shoplifting (c)	182		6,663.70
From Motor Vehicles (Except e) (d)	75		21,072.89
Motor Vehicle Parts & Accessories(e)	63		10,104.24
Bicycles (f)	100		11,903.85
From Building (Except c & h) (g)	32		16,845.55
From Any Coin-operated Machines (h)	4		203.00
All Other (i)	101		\$ 20,945.56
MOTOR VEHICLE THEFT	123	9	\$182,920.00
Autos	110	9	
Trucks & Buses	2	-	
Other Vehicles	11	-	
GRAND TOTAL:	888	289	\$367,448.74

AGE, SEX AND RACE OF PERSONS ARRESTED

Including those released without having been formally charged

CLASSIFICATION OF OFFENSES	UNDER 16	16-17	OVER 18	TOTAL	WHITE	NEGRO	INDIAN	ORIENTAL	ALL OTHER
MURDER			2	2					
MANSLAUGHTER BY NEGLIGENCE			1	1	2				
FORCIBLE RAPE TOTAL			1	1	1				
ROBBERY TOTAL	1	2	5	8	5	3			
ASSAULT TOTAL	6		11	17					
BURGLARY TOTAL	1		2	3	20				
LARCENY-THEFT (EXCEPT AUTO)	25	9	21	55	61	3			
AUTO THEFT	4	4	1	9					
Simple Assaults	40	29	115	184	200	111			
Arson	17	15	95	127					
Forgery and Counterfeiting	9	3	3	15	10	5			
Fraud		2	11	13	12	1			
Embezzlement	2			2	2				
Stolen Property; Buying, Receiving, Possessing			5	5					
Vandalism			4	4	9				
Weapons; Carrying, Possessing, etc.		3	17	20					
Prostitution and Commercialized Vice			11	11	26	5			
Sex Offenses			1	1	1				
Narcotic Drug Laws	40	3	16	59					
Gambling		2	1	3	61	1			
Offenses Against the Family and Children		3	10	13	12	1			
Driving Under the Influence	1	1	3	5					
Liquor Laws			1	1	4	1			
Drunkenness	16	17	31	64					
Disorderly Conduct	11	6	3	20	80	4			
Vagrancy									
All Other Offenses (Except Traffic)			1	1					
Curfew and Loitering		1	23	24					
Runaways			1	1	25				
TOTAL	28	21	61	110	118	7			
	7		8	15					
	15	7	62	84	99	3			
		3	15	18					
	3			3					
	5			5	8				
	186	98	398	682					
	45	33	143	221	757	146			

Upper figure represents Male totals  
Lower figure represents Female totals



AGENCY: WILLIMANTIC P.D.  
POPULATION: 15,247

OFFENSES KNOWN TO THE POLICE - 1978

CLASSIFICATION OF OFFENSES	OFFENSES	CLEARED	VALUE OF PROPERTY STOLEN
CRIMINAL HOMICIDE	2	2	\$ .00
Murder & Nonnegligent Manslaughter	2	2	\$ .00
Manslaughter by Negligence	0	0	\$ .00
FORCIBLE RAPE	0	0	\$ .00
Rape by Force	0	0	\$ .00
Attempts to Commit Forcible Rape	0	0	\$ .00
ROBBERY	15	7	\$ 7,866.00
Armed Robbery	5		
Strong-Arm Robbery	10	7	
Highway (Streets, Alleys, Etc.)	5		\$ 341.00
Commercial House (Except C.D.F.)	6		7,175.00
Gas or Service Station	-		
Chain Store	2		200.00
Residence (Anywhere on Premises)	1		80.00
Bank	1		70.00
Miscellaneous	-		\$ .00
ASSAULT	15	12	
Firearm	2	1	
Knife or Cutting Instrument	2	1	
Other Dangerous Weapon	2	2	
Hands, Fists, Feet, Etc. (Aggravated)	9	8	
Simple Assaults (Not Aggravated)	-	-	
BURGLARY	172	22	\$ 33,910.61
Forcible Entry	97	16	
Unlawful Entry-No Force	49	3	
Attempted Forcible Entry	26	3	
Residence-Night (6 P.M.-6 A.M.)	36		\$ 7,298.00
Residence-Day (6 A.M.-6 P.M.)	24		2,810.72
Residence-Unknown	29		2,686.45
Non-Residence-Night (6 P.M.-6 A.M.)	54		15,787.15
Non-Residence-Day (6 A.M.-6 P.M.)	8		376.65
Non-Residence-Unknown	21		\$ 4,951.64
LARCENY	466	78	\$ 45,562.56
\$200 and Over	49		\$ 25,109.11
\$50 to \$200	175		16,029.42
Under \$50	242		\$ 4,424.03
Pocket-picking (a)	8		\$ 315.00
Purse-snatching (b)	19		1,612.50
Shoplifting (c)	49		1,027.01
From Motor Vehicles (Except e) (d)	105		10,028.76
Motor Vehicle Parts & Accessories (e)	62		6,045.07
Bicycles (f)	70		6,075.92
From Building (Except c & h) (g)	90		16,409.13
From Any Coin-operated Machines (h)	10		1,148.64
All Other (i)	53		\$ 2,900.53
MOTOR VEHICLE THEFT	59	40	\$ 71,193.67
Autos	39	31	
Trucks & Buses	7	3	
Other Vehicles	13	6	
GRAND TOTAL:	729	161	\$ 158,532.84

AGE, SEX AND RACE OF PERSONS ARRESTED  
Including those released without having been formally charged

CLASSIFICATION OF OFFENSES	AGE			TOTAL	SEX AND RACE					
	UNDER 16	16-17	OVER 18		WHITE	NEGRO	INDIAN	ORIENTAL	ALL OTHER	
MURDER			2	2	2					
MANSLAUGHTER BY NEGLIGENCE										
FORCIBLE RAPE TOTAL										
ROBBERY TOTAL		1	4	5						
ASSAULT TOTAL	1		8	9	7	2				
BURGLARY TOTAL	13	13	15	41						
LARCENY-THEFT (EXCEPT AUTO)	15	12	38	65	42					
AUTO THEFT	5	3	10	18	80	2			1	
Simple Assaults	1		3	4	12					
Arson	2	1	1	4	5					
Forgery and Counterfeiting			5	5	6	1				
Fraud			21	21	35	2				
Embezzlement			16	16						
Stolen Property; Buying, Receiving, Possessing										
Vandalism	16	4	15	35	34	1				
Weapons; Carrying, Possessing, etc.	4	1	6	11	11					
Prostitution and Commercialized Vice										
Sex Offenses		1	3	4	4					
Narcotic Drug Laws	30	12	4	46	61					
Gambling										
Offenses Against the Family and Children			9	9	10					
Driving Under the Influence			1	1						
Liquor Laws			2	2	2					
Drunkenness										
Disorderly Conduct	7	19	193	219	245	14				
Vagrancy	1	5	34	40						
All Other Offenses (Except Traffic)	9	7	32	48						
Curfew and Loitering		3	4	7	3					
Runaways	2		2	4						
TOTAL	104	77	363	544	629	24				1
	18	14	78	110						

Upper figure represents Male totals  
Lower figure represents Female totals

**CONTINUED**

**2 OF 3**

AGENCY: WILTON P.D.  
POPULATION: 17,100

OFFENSES KNOWN TO THE POLICE - 1978

CLASSIFICATION OF OFFENSES	OFFENSES	CLEARED	VALUE OF PROPERTY STOLEN
<b>CRIMINAL HOMICIDE</b>	0	0	\$ .00
Murder & Nonnegligent Manslaughter	0	0	\$ .00
Manslaughter by Negligence	0	0	\$ .00
<b>FORCIBLE RAPE</b>	1	1	\$ .00
Rape by Force	1	1	\$ .00
Attempts to Commit Forcible Rape	0	0	\$ .00
<b>ROBBERY</b>	1		\$ 223.00
Armed Robbery	1		
Strong-Arm Robbery	-		
Highway (Streets, Alleys, Etc.)	-		
Commercial House (Except C.D.F.)	-		
Gas or Service Station	-		
Chain Store	1		\$ 223.00
Residence (Anywhere on Premises)	-		
Bank	-		
Miscellaneous	-		
<b>ASSAULT</b>	12	11	
Firearm	-		
Knife or Cutting Instrument	-		
Other Dangerous Weapon	1	1	
Hands, Fists, Feet, Etc. (Aggravated)	2	1	
Simple Assaults (Not Aggravated)	9	9	
<b>BURGLARY</b>	87	10	\$ 113,567.10
Forcible Entry	49	10	
Unlawful Entry-No Force	26		
Attempted Forcible Entry	12		
Residence-Night (6 P.M.-6 A.M.)	10		\$ 10,157.00
Residence-Day (6 A.M.-6 P.M.)	33		40,176.78
Residence-Unknown	13		30,436.90
Non-Residence-Night (6 P.M.-6 A.M.)	15		23,462.00
Non-Residence-Day (6 A.M.-6 P.M.)	2		505.00
Non-Residence-Unknown	14		\$ 8,829.42
<b>LARCENY</b>	191	16	\$ 59,213.68
\$200 and Over	58		\$ 49,620.27
\$50 to \$200	78		8,597.18
Under \$50	55		\$ 996.23
Pocket-picking (a)	-		
Purse-snatching (b)	-		
Shoplifting (c)	4		\$ 2,448.49
From Motor Vehicles (Except e) (d)	33		7,355.71
Motor Vehicle Parts & Accessories (e)	23		3,904.08
Bicycles (f)	10		1,457.00
From Building (Except c & h) (g)	75		29,460.51
From Any Coin-operated Machines (h)	-		
All Other (i)	46		\$ 14,587.89
<b>MOTOR VEHICLE THEFT</b>	14	3	\$ 40,525.00
Autos	10	3	
Trucks & Buses	2		
Other Vehicles	2		
<b>GRAND TOTAL:</b>	306	41	\$ 213,528.78

AGE, SEX AND RACE OF PERSONS ARRESTED  
Including those released without having been formally charged

CLASSIFICATION OF OFFENSES	AGE			TOTAL	SEX AND RACE				
	UNDER 16	16-17	OVER 18		WHITE	NEGRO	INDIAN	ORIENTAL	ALL OTHER
<b>MURDER</b>									
<b>MANSLAUGHTER BY NEGLIGENCE</b>									
<b>FORCIBLE RAPE TOTAL</b>			1	1		1			
<b>ROBBERY TOTAL</b>									
<b>ASSAULT TOTAL</b>			1	1	1				
<b>BURGLARY TOTAL</b>	2	5	13	20	19	1			
<b>LARCENY-THEFT (EXCEPT AUTO)</b>	5	7	12	24	26	1			
<b>AUTO THEFT</b>	1		2	3	3				
Simple Assaults		3	8	11	11				
Arson		1	1	2	2				
Forgery and Counterfeiting			3	3	3				
Fraud									
Embezzlement									
Stolen Property; Buying, Receiving, Possessing	2			2	2				
Vandalism			1	1	1				
Weapons; Carrying, Possessing, etc.			4	4	4				
Prostitution and Commercialized Vice									
Sex Offenses	1			1	1				
Narcotic Drug Laws	6	11	27	44	44	1			
Gambling			1	1	1				
Offenses Against the Family and Children									
Driving Under the Influence		1	17	18	20				
Liquor Laws		1		1	1				
Drunkenness									
Disorderly Conduct	3		16	19	21				
Vagrancy			1	1	1				
Other Offenses (Except Traffic)	33	20	63	116	141	1			
Curfew and Loitering	7	1	18	26	26				
Runaways	1			1	1				
<b>TOTAL</b>	56	48	169	273	304	5			
	9	2	25	36					

Upper figure represents Male totals  
Lower figure represents Female totals

AGENCY: WINDSOR P.D.  
POPULATION: 24,300

OFFENSES KNOWN TO THE POLICE - 1978

CLASSIFICATION OF OFFENSES	OFFENSES	CLEARED	VALUE OF PROPERTY STOLEN
<b>CRIMINAL HOMICIDE</b>	0	0	\$ .00
Murder & Nonnegligent Manslaughter	0	0	\$ .00
Manslaughter by Negligence	0	0	\$ .00
<b>FORCIBLE RAPE</b>	4	2	\$ .00
Rape by Force	3	2	\$ .00
Attempts to Commit Forcible Rape	1	-	\$ .00
<b>ROBBERY</b>	18	9	\$ 4,436.30
Armed Robbery	13	5	
Strong-Arm Robbery	5	4	
Highway (Streets, Alleys, Etc.)	7		\$ 586.85
Commercial House (Except C.D.F.)	6		2,191.45
Gas or Service Station	2		182.00
Chain Store	3		1,476.00
Residence (Anywhere on Premises)	-		
Bank	-		
Miscellaneous	-		\$ .00
<b>ASSAULT</b>	64	48	
Firearm	1	1	
Knife or Cutting Instrument	7	6	
Other Dangerous Weapon	1	1	
Hands, Fists, Feet, Etc. (Aggravated)	54	39	
Simple Assaults (Not Aggravated)	1	1	
<b>BURGLARY</b>	248	15	\$ 97,602.71
Forcible Entry	149	13	
Unlawful Entry-No Force	20		
Attempted Forcible Entry	79	2	
Residence-Night (6 P.M.-6 A.M.)	93		\$ 50,222.95
Residence-Day (6 A.M.-6 P.M.)	72		24,097.91
Residence-Unknown	-		
Non-Residence-Night (6 P.M.-6 A.M.)	81		23,281.85
Non-Residence-Day (6 A.M.-6 P.M.)	2		
Non-Residence-Unknown	-		\$ .00
<b>LARCENY</b>	711	101	\$ 154,318.21
\$200 and Over	170		\$ 119,382.94
\$50 to \$200	265		28,533.71
Under \$50	276		\$ 6,401.56
Pocket-picking (a)	20		\$ 795.00
Purse-snatching (b)	15		1,076.00
Shoplifting (c)	60		1,179.89
From Motor Vehicles (Except e) (d)	148		40,752.73
Motor Vehicle Parts & Accessories (e)	72		11,715.45
Bicycles (f)	145		16,480.29
From Building (Except c & h) (g)	106		57,274.36
From Any Coin-operated Machines (h)	-		
All Other (i)	145		\$ 25,044.49
<b>MOTOR VEHICLE THEFT</b>	154	18	\$ 263,150.00
Autos	119	13	
Trucks & Buses	9	1	
Other Vehicles	26	4	
<b>GRAND TOTAL:</b>	<b>1,199</b>	<b>193</b>	<b>\$ 519,507.22</b>

AGE, SEX AND RACE OF PERSONS ARRESTED  
Including those released without having been formally charged

CLASSIFICATION OF OFFENSES	AGE			TOTAL	WHITE	NEGRO	INDIAN	ORIENTAL	ALL OTHER
	UNDER 16	16-17	OVER 18						
<b>MURDER</b>									
<b>MANSLAUGHTER BY NEGLIGENCE</b>									
<b>FORCIBLE RAPE TOTAL</b>			2	2	1	1			
<b>ROBBERY TOTAL</b>	3	3	9	15	9	7			
<b>ASSAULT TOTAL</b>	9	2	32	43					
<b>BURGLARY TOTAL</b>	2	4	6	12	33	16			
<b>LARCENY-THEFT (EXCEPT AUTO)</b>	9	16	38	63	15	4			1
<b>AUTO THEFT</b>	29	2	17	48	44	63			
<b>Simple Assaults</b>	5	8	13	26	18	12			1
<b>Arson</b>	10		1	11	1	1			
<b>Forgery and Counterfeiting</b>	1		1	2					
<b>Fraud</b>	6		1	7	6	2			
<b>Embezzlement</b>			1	1					
<b>Stolen Property; Buying, Receiving, Possessing</b>			9	9	8	7			
<b>Vandalism</b>			6	6					
<b>Weapons; Carrying, Possessing, etc.</b>	1		5	6	3	3			
<b>Prostitution and Commercialized Vice</b>			6	6	5	1			
<b>Sex Offenses</b>	4	11	9	24					
<b>Narcotic Drug Laws</b>	1	2	1	4	21	7			
<b>Gambling</b>			2	2					
<b>Offenses Against the Family and Children</b>			1	1	1	1			1
<b>Driving Under the Influence</b>			10	10	9	2			
<b>Liquor Laws</b>		1	2	3	2				1
<b>Drunkenness</b>									
<b>Disorderly Conduct</b>	7	5	46	58					
<b>Vagrancy</b>	2	1	4	7	51	14			
<b>All Other Offenses (Except Traffic)</b>	21	17	113	151					
<b>Curfew and Loitering</b>	5	7	22	34	139	43			3
<b>Runaways</b>	3	5		8					
<b>TOTAL</b>	<b>103</b>	<b>72</b>	<b>306</b>	<b>481</b>	<b>372</b>	<b>192</b>			<b>7</b>
	15	16	59	90					

Upper figure represents Male totals  
Lower figure represents Female totals

AGENCY: WINDSOR LOCKS P.D.  
 POPULATION: 14,500

OFFENSES KNOWN TO THE POLICE - 1978

CLASSIFICATION OF OFFENSES	OFFENSES	CLEARED	VALUE OF PROPERTY STOLEN
CRIMINAL HOMICIDE	0	0	\$ .00
Murder & Nonnegligent Manslaughter	0	0	\$ .00
Manslaughter by Negligence	0	0	\$ .00
FORCIBLE RAPE	2	1	\$ .00
Rape by Force	2	1	\$ .00
Attempts to Commit Forcible Rape	0	0	\$ .00
ROBBERY	7	5	\$ 1,950.00
Armed Robbery	4	4	
Strong-Arm Robbery	3	1	
Highway (Streets, Alleys, Etc.)	2		\$ 250.00
Commercial House (Except C.D.F.)	-		
Gas or Service Station	3		1,000.00
Chain Store	-		
Residence (Anywhere on Premises)	1		200.00
Bank	1		\$ 500.00
Miscellaneous	-		
ASSAULT	30	29	
Firearm	1	1	
Knife or Cutting Instrument	2	2	
Other Dangerous Weapon	3	3	
Hands, Fists, Feet, Etc. (Aggravated)	15	14	
Simple Assaults (Not Aggravated)	9	9	
BURGLARY	58	32	\$ 24,267.62
Forcible Entry	51	31	
Unlawful Entry-No Force	6	1	
Attempted Forcible Entry	1	-	
Residence-Night (6 P.M.-6 A.M.)	10		\$ 6,340.00
Residence-Day (6 A.M.-6 P.M.)	20		7,404.00
Residence-Unknown	10		2,185.00
Non-Residence-Night (6 P.M.-6 A.M.)	16		8,208.62
Non-Residence-Day (6 A.M.-6 P.M.)	1		
Non-Residence-Unknown	1		\$ 130.00
LARCENY	146	50	\$ 77,047.81
\$200 and Over	51		\$ 68,767.76
\$50 to \$200	72		7,776.50
Under \$50	23		503.55
Pocket-picking (a)	1		
Purse-snatching (b)	4		\$ 680.00
Shoplifting (c)	1		2.50
From Motor Vehicles (Except e) (d)	38		56,392.50
Motor Vehicle Parts & Accessories (e)	8		1,627.45
Bicycles (f)	41		5,417.00
From Building (Except c & h) (g)	32		8,885.31
From Any Coin-operated Machines (h)	4		225.00
All Other (i)	17		\$ 3,818.05
MOTOR VEHICLE THEFT	52	19	\$ 111,305.00
Autos	50	19	
Trucks & Buses	-	-	
Other Vehicles	2	-	
GRAND TOTAL:	295	136	\$ 214,570.43

AGE, SEX AND RACE OF PERSONS ARRESTED  
 Including those released without having been formally charged

CLASSIFICATION OF OFFENSES	UNDER 16	16-17	OVER 18	TOTAL	WHITE	NEGRO	INDIAN	ORIENTAL	ALL OTHER
MURDER									
MANSLAUGHTER BY NEGLIGENCE									
FORCIBLE RAPE TOTAL			1	1	1				
ROBBERY TOTAL			6	6	7				
ASSAULT TOTAL			3	3	5				
BURGLARY TOTAL	7		18	25					
LARCENY-THEFT (EXCEPT AUTO)	6		17	23	26				
AUTO THEFT	5		12	17	14	5			
Simple Assaults			13	13	13	1			
Arson			1	1					
Forgery and Counterfeiting			1	1	1				
Fraud			1	1	1				
Embezzlement									
Stolen Property; Buying, Receiving, Possessing			1	1	1				
Vandalism			17	17	16	1			
Weapons; Carrying, Possessing, etc.	3		10	13	12	1			
Prostitution and Commercialized Vice									
Sex Offenses	2		8	10	10	1			
Narcotic Drug Laws	9		66	75	76	2	1		1
Gambling									
Offenses Against the Family and Children			3	3	3				
Driving Under the Influence	1		93	93	95	4			2
Liquor Laws			2	2	2				
Drunkenness									
Disorderly Conduct	3		63	66	63	5	1		1
Vagrancy	1		3	4					
All Other Offenses (Except Traffic)	6		57	63	62	2			1
Curfew and Loitering									
Runaways									
TOTAL	41	-	391	432	440	26	2		5
	4	-	37	41					

Upper figure represents Male totals  
 Lower figure represents Female totals

AGENCY: WINSTED P.D.  
POPULATION: 8,954

OFFENSES KNOWN TO THE POLICE - 1978

CLASSIFICATION OF OFFENSES	OFFENSES	CLEARED	VALUE OF PROPERTY STOLEN
<b>CRIMINAL HOMICIDE</b>	0	0	\$ .00
Murder & Nonnegligent Manslaughter	0	0	\$ .00
Manslaughter by Negligence	0	0	\$ .00
<b>FORCIBLE RAPE</b>	0	0	\$ .00
Rape by Force	0	0	\$ .00
Attempts to Commit Forcible Rape	0	0	\$ .00
<b>ROBBERY</b>	3	3	\$ 22.50
Armed Robbery	2	2	
Strong-Arm Robbery	1	1	
Highway (Streets, Alleys, Etc.)	-		
Commercial House (Except C.D.F.)	-		
Gas or Service Station	1		
Chain Store	1		
Residence (Anywhere on Premises)	-		
Bank	-		
Miscellaneous	1		\$ 22.50
<b>ASSAULT</b>	46	38	
Firearm	-		
Knife or Cutting Instrument	2	2	
Other Dangerous Weapon	3	3	
Hands, Fists, Feet, Etc. (Aggravated)	25	21	
Simple Assaults (Not Aggravated)	16	12	
<b>BURGLARY</b>	48	16	\$ 6,705.38
Forcible Entry	38	12	
Unlawful Entry-No Force	9	3	
Attempted Forcible Entry	1	1	
Residence-Night (6 P.M.-6 A.M.)	12		\$ 1,868.89
Residence-Day (6 A.M.-6 P.M.)	4		469.00
Residence-Unknown	10		2,191.00
Non-Residence-Night (6 P.M.-6 A.M.)	14		1,098.49
Non-Residence-Day (6 A.M.-6 P.M.)	-		
Non-Residence-Unknown	8		\$ 1,078.00
<b>LARCENY</b>	108	23	\$ 18,537.14
\$200 and Over	21		\$ 13,297.80
\$50 to \$200	44		4,168.10
Under \$50	43		\$ 1,071.24
Pocket-picking (a)	-		
Purse-snatching (b)	1		\$ 16.41
Shoplifting (c)	6		67.40
From Motor Vehicles (Except e) (d)	17		2,911.29
Motor Vehicle Parts & Accessories (e)	21		1,606.90
Bicycles (f)	4		383.00
From Building (Except c & h) (g)	30		9,892.39
From Any Coin-operated Machines (h)	1		24.00
All Other (i)	28		\$ 3,635.55
<b>MOTOR VEHICLE THEFT</b>	16	3	\$ 41,300.00
Autos	15	3	
Trucks & Buses	1		
Other Vehicles	-		
<b>GRAND TOTAL:</b>	221	83	\$ 66,565.02

AGE, SEX AND RACE OF PERSONS ARRESTED  
Including those released without having been formally charged

CLASSIFICATION OF OFFENSES	AGE			TOTAL	WHITE	NEGRO	INDIAN	ORIENTAL	ALL OTHER
	UNDER 16	16-17	OVER 18						
<b>MURDER</b>									
<b>MANSLAUGHTER BY NEGLIGENCE</b>									
<b>FORCIBLE RAPE TOTAL</b>									
<b>ROBBERY TOTAL</b>	1		3	4	4				
<b>ASSAULT TOTAL</b>		1	24	25	28				
<b>BURGLARY TOTAL</b>	6	15	17	38	38				
<b>LARCENY-THEFT (EXCEPT AUTO)</b>	11	4	16	31					
<b>AUTO THEFT</b>	4	1	2	7	38				
<b>Simple Assaults</b>		2	1	3	3				
<b>Arson</b>	1		8	11					
<b>Forgery and Counterfeiting</b>		2	2	2	13				
<b>Arson</b>			1	1	1				
<b>Fraud</b>		1	1	2	2				
<b>Embezzlement</b>									
<b>Stolen Property; Buying, Receiving, Possessing</b>									
<b>Vandalism</b>	3	4	10	17	18				
<b>Weapons; Carrying, Possessing, etc.</b>			1	1	2				
<b>Prostitution and Commercialized Vice</b>			2	2	2				
<b>Sex Offenses</b>			7	7	7				
<b>Narcotic Drug Laws</b>		5	12	17	19				
<b>Gambling</b>			2	2	2				
<b>Offenses Against the Family and Children</b>			38	38	40	1			
<b>Driving Under the Influence</b>		1	2	3	3				
<b>Liquor Laws</b>									
<b>Drunkennes</b>									
<b>Disorderly Conduct</b>	3	9	108	120	142				
<b>Vagrancy</b>		5	17	22					
<b>All Other Offenses (Except Traffic)</b>	1		6	7	7				
<b>Curfew and Loitering</b>	1			1	1				
<b>Runaways</b>	1			1	1				
<b>TOTAL</b>	28	44	257	329	369	1			
	4	6	31	41					

Upper figure represents Male totals  
Lower figure represents Female totals

AGENCY WOLCOTT P.D.  
POPULATION: 13,400

OFFENSES KNOWN TO THE POLICE - 1978

CLASSIFICATION OF OFFENSES	OFFENSES	CLEARED	VALUE OF PROPERTY STOLEN
CRIMINAL HOMICIDE	1	0	\$ .00
Murder & Nonnegligent Manslaughter	1	0	\$ .00
Manslaughter by Negligence	0	0	\$ .00
FORCIBLE RAPE	0	0	\$ .00
Rape by Force	0	0	\$ .00
Attempts to Commit Forcible Rape	0	0	\$ .00
ROBBERY	14	5	\$ 1,910.00
Armed Robbery	12	3	
Strong-Arm Robbery	2	2	
Highway (Streets, Alleys, Etc.)	1		\$ 75.00
Commercial House (Except C.D.F.)	-		
Gas or Service Station	2		130.00
Chain Store	-		
Residence (Anywhere on Premises)	1		20.00
Bank	-		
Miscellaneous	10		\$ 1,685.00
ASSAULT	2	-	
Firearm	-		
Knife or Cutting Instrument	1		
Other Dangerous Weapon	1		
Hands, Fists, Feet, Etc. (Aggravated)	-		
Simple Assaults (Not Aggravated)	-		
BURGLARY	149	55	\$ 67,025.70
Forcible Entry	132	48	
Unlawful Entry-No Force	15	7	
Attempted Forcible Entry	2	-	
Residence-Night (6 P.M.-6 A.M.)	50		\$ 24,523.00
Residence-Day (6 A.M.-6 P.M.)	43		29,971.00
Residence-Unknown	-		
Non-Residence-Night (6 P.M.-6 A.M.)	55		12,521.70
Non-Residence-Day (6 A.M.-6 P.M.)	1		10.00
Non-Residence-Unknown	-		\$ .00
LARCENY	233	56	\$ 49,522.31
\$200 and Over	51		\$ 38,310.00
\$50 to \$200	94		9,471.00
Under \$50	88		\$ 1,741.31
Pocket-picking (a)	5		\$ 74.00
Purse-snatching (b)	1		40.00
Shoplifting (c)	-		
From Motor Vehicles (Except e) (d)	51		9,422.50
Motor Vehicle Parts & Accessories (e)	39		3,482.00
Bicycles (f)	29		2,158.00
From Building (Except c & h) (g)	40		13,767.12
From Any Coin-operated Machines (h)	1		75.00
All Other (i)	67		\$ 20,503.69
MOTOR VEHICLE THEFT	9	1	\$ 27,800.00
Autos	9	1	
Trucks & Buses			
Other Vehicles			
GRAND TOTAL:	408	117	\$ 146,258.01

AGE, SEX AND RACE OF PERSONS ARRESTED  
Including those released without having been formally charged

CLASSIFICATION OF OFFENSES	AGE			TOTAL	WHITE	NEGRO	INDIAN	ORIENTAL	ALL OTHER
	UNDER 16	16-17	OVER 18						
MURDER									
MANSLAUGHTER BY NEGLIGENCE									
FORCIBLE RAPE TOTAL									
ROBBERY TOTAL		2	5	7	8				
ASSAULT TOTAL			2	2	2				
BURGLARY TOTAL	11	5	19	35	37	1			
LARCENY-THEFT (EXCEPT AUTO)	6	3	16	25	25	1			
AUTO THEFT	1	1		2	2				
Simple Assaults			10	10	11				
Arson			1	1					
Forgery and Counterfeiting					1				
Fraud			2	2	2				
Embezzlement									
Stolen Property; Buying, Receiving, Possessing	7	4	7	18	18				
Vandalism									
Weapons; Carrying, Possessing, etc.	2			2	2				
Prostitution and Commercialized Vice			1	1					
Sex Offenses	1	2	4	7	1				
Narcotic Drug Laws			2	2	9				
Gambling									
Offenses Against the Family and Children									
Driving Under the Influence		1	24	25	25	1			
Liquor Laws		5	4	9	9			1	
Drunkenness									
Disorderly Conduct	6	3	83	92	96	2			
Vagrancy	1		5	6					
All Other Offenses (Except Traffic)	12	4	22	38	41	1			
Curfew and Loitering	1		3	4					
Runaways	5			5	8				
	3			3					
TOTAL	51	30	198	279	297	6		1	
	5	2	18	25					

Upper figure represents Male totals  
Lower figure represents Female totals

AGENCY: WOODBRIDGE P.D.  
 POPULATION: 8,800

OFFENSES KNOWN TO THE POLICE - 1978

CLASSIFICATION OF OFFENSES	OFFENSES	CLEARED	VALUE OF PROPERTY STOLEN
CRIMINAL HOMICIDE	0	0	\$ .00
Murder & Nonnegligent Manslaughter	0	0	\$ .00
Manslaughter by Negligence	0	0	\$ .00
FORCIBLE RAPE	0	0	\$ .00
Rape by Force	0	0	\$ .00
Attempts to Commit Forcible Rape	0	0	\$ .00
ROBBERY	6	3	\$ 1,647.00
Armed Robbery	4	3	
Strong-Arm Robbery	2	0	
Highway (Streets, Alleys, Etc.)	1		\$ 700.00
Commercial House (Except C.D.F.)	1		.00
Gas or Service Station	3		897.00
Chain Store	-		
Residence (Anywhere on Premises)	-		
Bank	-		
Miscellaneous	1		\$ 50.00
ASSAULT	1	1	
Firearm	-		
Knife or Cutting Instrument	-		
Other Dangerous Weapon	-		
Hands, Fists, Feet, Etc. (Aggravated)	1	1	
Simple Assaults (Not Aggravated)	-		
BURGLARY	96	20	\$ 130,290.71
Forcible Entry	79	20	
Unlawful Entry-No Force	15		
Attempted Forcible Entry	2		
Residence-Night (6 P.M.-6 A.M.)	14		\$ 55,173.31
Residence-Day (6 A.M.-6 P.M.)	44		47,023.00
Residence-Unknown	19		17,617.90
Non-Residence-Night (6 P.M.-6 A.M.)	10		6,641.00
Non-Residence-Day (6 A.M.-6 P.M.)	2		1,250.00
Non-Residence-Unknown	7		2,585.00
LARCENY	94	5	\$ 39,582.83
\$200 and Over	45		\$ 35,304.83
\$50 to \$200	34		3,947.00
Under \$50	15		331.00
Pocket-picking (a)	-		
Purse-snatching (b)	1		\$ 400.00
Shoplifting (c)	2		42.00
From Motor Vehicles (Except e) (d)	19		6,064.00
Motor Vehicle Parts & Accessories(e)	13		2,012.00
Bicycles (f)	1		150.00
From Building (Except c & h) (g)	28		20,817.83
From Any Coin-operated Machines (h)	-		
All Other (i)	30		\$ 10,097.00
MOTOR VEHICLE THEFT	19	3	\$ 53,400.00
Autos	16	3	
Trucks & Buses	1		
Other Vehicles	2		
GRAND TOTAL:	216	32	\$ 224,920.54

AGE, SEX AND RACE OF PERSONS ARRESTED  
 Including those released without having been formally charged

CLASSIFICATION OF OFFENSES	UNDER 16	16-17	OVER 18	TOTAL	WHITE	NEGRO	INDIAN	ORIENTAL	ALL OTHER
MURDER									
MANSLAUGHTER BY NEGLIGENCE									
FORCIBLE RAPE TOTAL									
ROBBERY TOTAL			2	2	1	3			
ASSAULT TOTAL									
BURGLARY TOTAL	2		7	9	8				1
LARCENY-THEFT (EXCEPT AUTO)		1	4	5					
AUTO THEFT	3		1	4	5	1			
Simple Assaults			2	2	1				2
Arson									
Forgery and Counterfeiting									
Fraud									
Embezzlement									
Stolen Property; Buying, Receiving, Possessing			4	4	4				
Vandalism	1	2	1	4	5				
Weapons; Carrying, Possessing, etc.									
Prostitution and Commercialized Vice									
Sex Offenses	1			1		1			
Narcotic Drug Laws	1	1	2	4	4				
Gambling									
Offenses Against the Family and Children									
Driving Under the Influence			1	1	1				
Liquor Laws									
Drunkenness									
Disorderly Conduct		3	9	12	12	1			
Vagrancy			1	1					
All Other Offenses (Except Traffic)		2	12	14	15	1			
Curfew and Loitering									
Runaways									
TOTAL	8	9	44	61	58	7			3
	1	-	6	7					

Upper figure represents Male totals  
 Lower figure represents Female totals



\*fY AGENCY: MANCHESTER P.D.  
POPULATION: 48,400

OFFENSES KNOWN TO THE POLICE - 1978

CLASSIFICATION OF OFFENSES	OFFENSES	CLEARED	VALUE OF PROPERTY STOLEN
<b>CRIMINAL HOMICIDE</b>	0	0	
Murder & Nonnegligent Manslaughter	0	0	
Manslaughter by Negligence	0	0	
<b>FORCIBLE RAPE</b>	10	1	
Rape by Force	7	1	
Attempts to Commit Forcible Rape	3	0	
<b>ROBBERY</b>	29	4	
Armed Robbery	18	2	
Strong-Arm Robbery	11	2	
Highway (Streets, Alleys, Etc.)	-		
Commercial House (Except C.D.F.)	-		
Gas or Service Station	-		
Chain Store	-		
Residence (Anywhere on Premises)	-		
Bank	-		
Miscellaneous	-		
<b>ASSAULT</b>	66	25	
Firearm	-	-	
Knife or Cutting Instrument	3	2	
Other Dangerous Weapon	3	1	
Hands, Fists, Feet, Etc. (Aggravated)	32	16	
Simple Assaults (Not Aggravated)	28	6	
<b>BURGLARY</b>	517	54	
Forcible Entry	346	37	
Unlawful Entry-No Force	95	8	
Attempted Forcible Entry	76	9	
Residence-Night (6 P.M.-6 A.M.)	-		
Residence-Day (6 A.M.-6 P.M.)	-		
Residence-Unknown	-		
Non-Residence-Night (6 P.M.-6 A.M.)	-		
Non-Residence-Day (6 A.M.-6 P.M.)	-		
Non-Residence-Unknown	-		
<b>LARCENY</b>	864	116	
\$200 and Over	-		
\$50 to \$200	-		
Under \$50	-		
Pocket-picking (a)	-		
Purse-snatching (b)	-		
Shoplifting (c)	-		
From Motor Vehicles (Except e) (d)	-		
Motor Vehicle Parts & Accessories(e)	-		
Bicycles (f)	-		
From Building (Except c & h) (g)	-		
From Any Coin-operated Machines (h)	-		
All Other (i)	-		
<b>MOTOR VEHICLE THEFT</b>	146	27	
Autos	109	22	
Trucks & Buses	13	1	
Other Vehicles	24	4	
<b>GRAND TOTAL:</b>	<b>1,632</b>	<b>227</b>	

\*fY REFER TO PAGE 200

\*Y AGENCY: STATE POLICE  
POPULATION 442,300

OFFENSES KNOWN TO THE POLICE - 1978

CLASSIFICATION OF OFFENSES	OFFENSES	CLEARED	VALUE OF PROPERTY STOLEN
<b>CRIMINAL HOMICIDE</b>	5	6	\$ .00
Murder & Nonnegligent Manslaughter	5	6	\$ .00
Manslaughter by Negligence	0	0	\$ .00
<b>FORCIBLE RAPE</b>	21	20	\$ .00
Rape by Force	19	20	\$ .00
Attempts to Commit Forcible Rape	2	0	\$ .00
<b>ROBBERY</b>	64	26	\$ 622,971.00
Armed Robbery	46	13	
Strong-Arm Robbery	18	13	
Highway (Streets, Alleys, Etc.)	23		\$ 585,469.00
Commercial House (Except C.D.F.)	9		1,120.00
Gas or Service Station	14		3,332.00
Chain Store	7		8,960.00
Residence (Anywhere on Premises)	5		9,450.00
Bank	3		11,815.00
Miscellaneous	3		\$ 2,825.00
<b>ASSAULT</b>	599	541	
Firearm	11	14	
Knife or Cutting Instrument	21	15	
Other Dangerous Weapon	27	24	
Hands, Fists, Feet, Etc. (Aggravated)	106	95	
Simple Assaults (Not Aggravated)	434	393	
<b>BURGLARY</b>	1,530	427	\$ 884,946.00
Forcible Entry	1,094	307	
Unlawful Entry-No Force	368	98	
Attempted Forcible Entry	68	22	
Residence-Night (6 P.M.-6 A.M.)	254		\$ 151,124.00
Residence-Day (6 A.M.-6 P.M.)	393		208,457.00
Residence-Unknown	379		219,184.00
Non-Residence-Night (6 P.M.-6 A.M.)	366		257,379.00
Non-Residence-Day (6 A.M.-6 P.M.)	25		10,016.00
Non-Residence-Unknown	113		\$ 38,786.00
<b>LARCENY</b>	1,385	400	\$ 445,373.00
\$200 and Over	493		\$ 385,105.00
\$50 to \$200	400		47,942.00
Under \$50	492		\$ 12,326.00
Pocket-picking (a)	3		\$ 550.00
Purse-snatching (b)	13		257.00
Shoplifting (c)	96		5,535.00
From Motor Vehicles (Except e) (d)	146		60,269.00
Motor Vehicle Parts & Accessories(e)	231		33,004.00
Bicycles (f)	81		3,575.00
From Building (Except c & h) (g)	219		74,004.00
From Any Coin-operated Machines (h)	21		681.00
All Other (i)	575		\$ 257,498.00
<b>MOTOR VEHICLE THEFT</b>	384	171	\$ 675,532.00
Autos	266	124	
Trucks & Buses	48	19	
Other Vehicles	70	28	
<b>GRAND TOTAL:</b>	<b>3,988</b>	<b>1,591</b>	<b>\$2,628,822.00</b>

\*Y REFER TO PAGE 200

FOOTNOTES

\* AGENCIES FOR WHICH TWELVE MONTHS OF UCR RETURNS WERE NOT RECEIVED:

<u>AGENCY</u>	<u>MONTHLY RETURNS NOT RECEIVED</u> (excluding age, sex, & race of persons arrested)
EAST HAVEN	NO RETURNS FOR 1978 RECEIVED
FAIRFIELD	FOURTH QUARTER OF 1978
HAMDEN	NO RETURNS FOR 1978 RECEIVED
MANCHESTER	FIRST, FIVE MONTHS OF 1978
MILFORD	NO RETURNS FOR 1978 RECEIVED
NEW LONDON	SECOND QUARTER OF 1978
STATE POLICE	FOURTH QUARTER OF 1978

† AGENCIES WHICH SUBMITTED PARTIAL UCR DATA FOR 1978 DUE TO IMPLEMENTATION OF THEIR NEW AUTOMATED REPORTING SYSTEMS:

<u>AGENCY</u>	<u>INFORMATION NOT AVAILABLE</u>
HARTFORD	1) VALUE OF PROPERTY STOLEN 2) TYPE OF PROPERTY STOLEN & RECOVERED
MANCHESTER	1) COMPLETE BREAKDOWN FOR SUBCLASSIFICATIONS OF OFFENSES KNOWN TO THE POLICE 2) VALUE OF PROPERTY STOLEN 3) TYPE OF PROPERTY STOLEN & RECOVERED 4) ARREST DATA
WATERBURY	FOR THE FIRST, THREE QUARTERS OF 1978: 1) COMPLETE BREAKDOWN FOR THE SUBCLASSIFICATIONS OF OFFENSES KNOWN TO THE POLICE 2) VALUE OF PROPERTY STOLEN 3) TYPE OF PROPERTY STOLEN & RECOVERED

‡ AGENCIES THAT SUBMITTED INCOMPLETE OR NO ARREST DATA FOR 1978:

<u>AGENCY</u>	<u>INFORMATION NOT AVAILABLE</u>
EAST HAVEN	ARREST DATA FOR 1978
EAST WINDSOR	ARREST DATA FOR PERSONS 18 YEARS OF AGE AND OVER FOR THE MONTH OF FEBRUARY
FAIRFIELD	ARREST DATA FOR THE FOURTH QUARTER OF 1978
HAMDEN	ARREST DATA FOR 1978
MANCHESTER	ARREST DATA FOR 1978
MILFORD	ARREST DATA FOR 1978
NEW LONDON	1) ARREST DATA FOR SECOND QUARTER OF 1978 2) RACE DATA FOR THE MONTHS OF JANUARY THROUGH JUNE 3) ARREST DATA FOR PERSONS 18 YEARS OF AGE AND OVER FOR THE MONTH OF AUGUST
NORWALK	RACE DATA FOR THE MONTHS OF JUNE AND JULY
STATE POLICE	ARREST DATA FOR 1978
WEST HAVEN	1) RACE DATA FOR THE MONTHS OF JANUARY, FEBRUARY, MARCH, MAY, JUNE, JULY 2) ARREST DATA FOR PERSONS UNDER 16 YEARS OF AGE FOR THE FIRST QUARTER OF 1978

# VALUE OF PROPERTY STOLEN/RECOVERED

VALUE OF PROPERTY STOLEN	\$ 51,424,897.28
VALUE OF PROPERTY RECOVERED	\$ 18,654,565.48
NET LOSS	\$ 32,770,331.80
PERCENT RECOVERED	36.3%
AVERAGE STOLEN MONTHLY	\$ 4,285,408.11
AVERAGE RECOVERED MONTHLY	\$ 1,554,547.12

# LAW OFFICERS KILLED/ASSAULTED

<b>OFFICERS KILLED</b>	
Number of your law enforcement officers killed in the line of duty	By felonious act <u>0</u>
	By accident or negligence <u>0</u>

Officers Assaulted													
TYPE OF ACTIVITY	TOTAL ASSAULTS (A)	TYPE OF WEAPON				TYPE OF ASSIGNMENT							
		FIREARM (B)	KNIFE OR OTHER CUTTING INSTRUMENT (C)	OTHER DANGEROUS WEAPON (D)	HANDS FISTS FEET, ETC. (E)	TWO MAN VEHICLE (F)	ONE MAN VEHICLE		DETECTIVE OR SPECIAL ASSIGN		OTHER		POLICE ASSAULTS CLEAR'D (M)
							ALONE (G)	ASSISTED (H)	ALONE (I)	ASSISTED (J)	ALONE (K)	ASSISTED (L)	
1 RESPONDING TO "DISTURBANCE" CALLS (FAMILY QUARRELS, MAN WITH GUN, ETC.)	176	3	4	14	155	35	25	101	2	6	2	5	171
2 BURGLARIES IN PROGRESS OR PURSUING BURGLARY SUSPECTS	5				5	2		3					4
3 ROBBERIES IN PROGRESS OR PURSUING ROBBERY SUSPECTS	7	1			6		1	1		1		4	7
4 ATTEMPTING OTHER ARRESTS	255	2	6	10	237	34	36	160	5	4	4	12	255
5 CIVIL DISORDER (RIOT, MASS DISOBEDIENCE)	16			9	7	5		3				8	7
6 HANDLING, TRANSPORTING, CUSTODY OF PRISONERS	115	1	1	1	112	25	22	33	2	2	6	25	114
7 INVESTIGATING SUSPICIOUS PERSONS OR CIRCUMSTANCES	30	1		2	27	1	8	19		2			30
8 AMBUSH - NO WARNING	1	1					1						1
9 MENTALLY DERANGED	14		1		13	2	1	8	1			2	11
10 TRAFFIC PURSUITS AND STOPS	52			5	47	6	15	26	1		1	3	51
11 ALL OTHER	29	1		3	25	1	4	14		2	6	2	26
<b>12 TOTAL (1-11)</b>	<b>700</b>	<b>10</b>	<b>12</b>	<b>44</b>	<b>634</b>	<b>111</b>	<b>113</b>	<b>368</b>	<b>11</b>	<b>17</b>	<b>19</b>	<b>61</b>	<b>677</b>
13 NUMBER WITH PERSONAL INJURY	469	7	7	36	419								
14 NUMBER WITHOUT PERSONAL INJURY	231	3	5	8	215								
15 TIME OF ASSAULTS	AM 101	74	20	13	25	27							
	PM 31	38	49	68	120	134							
		12:01	2:00	4:00	6:00	8:00	10:00	12:00					

## LAW ENFORCEMENT EMPLOYEE DATA

TOWN	FULL-TIME SWORN		FULL-TIME CIVILIAN		TOTAL
	M	F	M	F	
<u>Fairfield Co.</u>					
Bethel	29	0	2	2	33
Bridgeport	387	15	7	26	435
Brookfield	18	1	1	3	23
Danbury	102	2	1	5	110
Darien	44	0	1	5	50
Easton	9	1	0	1	11
Fairfield	98	1	3	7	109
Greenwich	144	2	11	14	171
Monroe	28	0	1	5	34
New Canaan	43	0	1	3	47
Newtown	23	0	5	5	33
Norwalk	141	5	31	31	208
Ridgefield	30	1	1	3	35
Shelton	39	0	2	2	43
Stamford	236	2	4	6	248
Stratford	104	1	2	3	110
Trumbull	56	0	2	10	68
Weston	11	0	0	1	12
Westport	68	0	2	6	76
Wilton	30	0	1	2	33
<u>Litchfield Co.</u>					
New Milford	27	1	1	1	30
Plymouth	12	0	0	1	13
Thomaston	10	1	0	1	12
Torrington	62	0	4	2	68
Watertown	29	1	0	2	32
Winsted	18	0	1	2	21
<u>Middlesex Co.</u>					
Clinton	19	0	1	2	22
East Hampton	7	0	0	1	8
Middletown	74	2	3	4	83
Old Saybrook	21	1	0	2	24
<u>New London Co.</u>					
Groton City	26	0	0	1	27
Groton Town	49	1	1	2	53
Groton Long Point	4	0	0	0	4
New London	73	1	2	3	79
Norwich	64	2	3	3	72
Stonington	27	1	0	2	30
Waterford	35	0	0	3	38
<u>Tolland Co.</u>					
Coventry	9	0	0	3	12
Stafford Springs	4	0	0	0	4
Vernon	42	0	6	2	50
<u>State Police</u>	893	15	214	179	1,301

TOWN	FULL-TIME SWORN		FULL-TIME CIVILIAN		TOTAL
	M	F	M	F	
<u>Hartford Co.</u>					
Avon	30	1	1	2	34
Berlin	34	0	0	4	38
Bloomfield	44	3	0	5	52
Bristol	83	3	3	8	97
Canton	11	0	3	2	16
East Hartford	99	4	3	10	116
East Windsor	10	1	0	1	12
Enfield	68	1	13	13	95
Farmington	30	1	0	4	35
Glastonbury	35	2	0	11	48
Granby	6	0	3	1	10
Hartford	389	5	14	54	462
Manchester	89	2	8	7	106
New Britain	142	0	8	8	158
C.C.S.C.	22	1	0	4	27
Newington	36	0	7	5	48
Plainville	28	0	3	2	33
Rocky Hill	24	2	4	4	34
Simsbury	28	1	2	0	31
Southington	45	1	0	1	47
South Windsor	21	1	3	3	28
Suffield	12	1	0	2	15
West Hartford	122	4	16	7	149
Wethersfield	40	1	4	4	49
Windsor	31	6	0	4	41
Windsor Locks	16	4	0	1	21
<u>New Haven Co.</u>					
Ansonia	31	1	0	2	34
Branford	34	0	0	3	37
Cheshire	28	3	1	6	38
Derby	24	1	0	0	25
Guilford	26	0	0	3	29
Madison	21	0	0	2	23
Meriden	89	1	0	9	99
Middlebury	9	0	0	2	11
Naugatuck	42	0	0	2	44
New Haven	387	12	24	51	474
North Branford	17	0	1	3	21
North Haven	41	0	2	3	46
Orange	30	0	0	2	32
Seymour	18	1	0	0	19
Wallingford	58	1	2	5	66
Waterbury	264	2	18	27	311
West Haven	92	1	3	12	108
Wolcott	18	1	2	2	23
Woodbridge	17	1	0	3	21
<u>Windham Co.</u>					
Danielson	9	0	1	0	10
Putnam	15	0	0	1	16
Willimantic	29	2	1	3	35
UConn	32	2	0	2	36
Jewett City	5	0	4	3	12

The preparation and publication of this report was made possible by the Discretionary Grant Award #79-DF-AX-0003 from the Law Enforcement Assistance Administration.