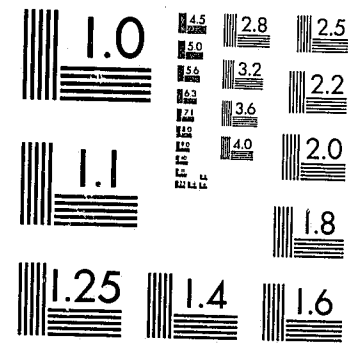


National Criminal Justice Reference Service

**ncjrs**

This microfiche was produced from documents received for inclusion in the NCJRS data base. Since NCJRS cannot exercise control over the physical condition of the documents submitted, the individual frame quality will vary. The resolution chart on this frame may be used to evaluate the document quality.



MICROCOPY RESOLUTION TEST CHART  
NATIONAL BUREAU OF STANDARDS-1963-A

Microfilming procedures used to create this fiche comply with the standards set forth in 41CFR 101-11.504.

Points of view or opinions stated in this document are those of the author(s) and do not represent the official position or policies of the U. S. Department of Justice.

National Institute of Justice  
United States Department of Justice  
Washington, D. C. 20531

4-12-82

80002

Crime In Alaska - 1980

U.S. Department of Justice  
National Institute of Justice

This document has been reproduced exactly as received from the person or organization originating it. Points of view or opinions stated in this document are those of the authors and do not necessarily represent the official position or policies of the National Institute of Justice.

Permission to reproduce this copyrighted material has been granted by

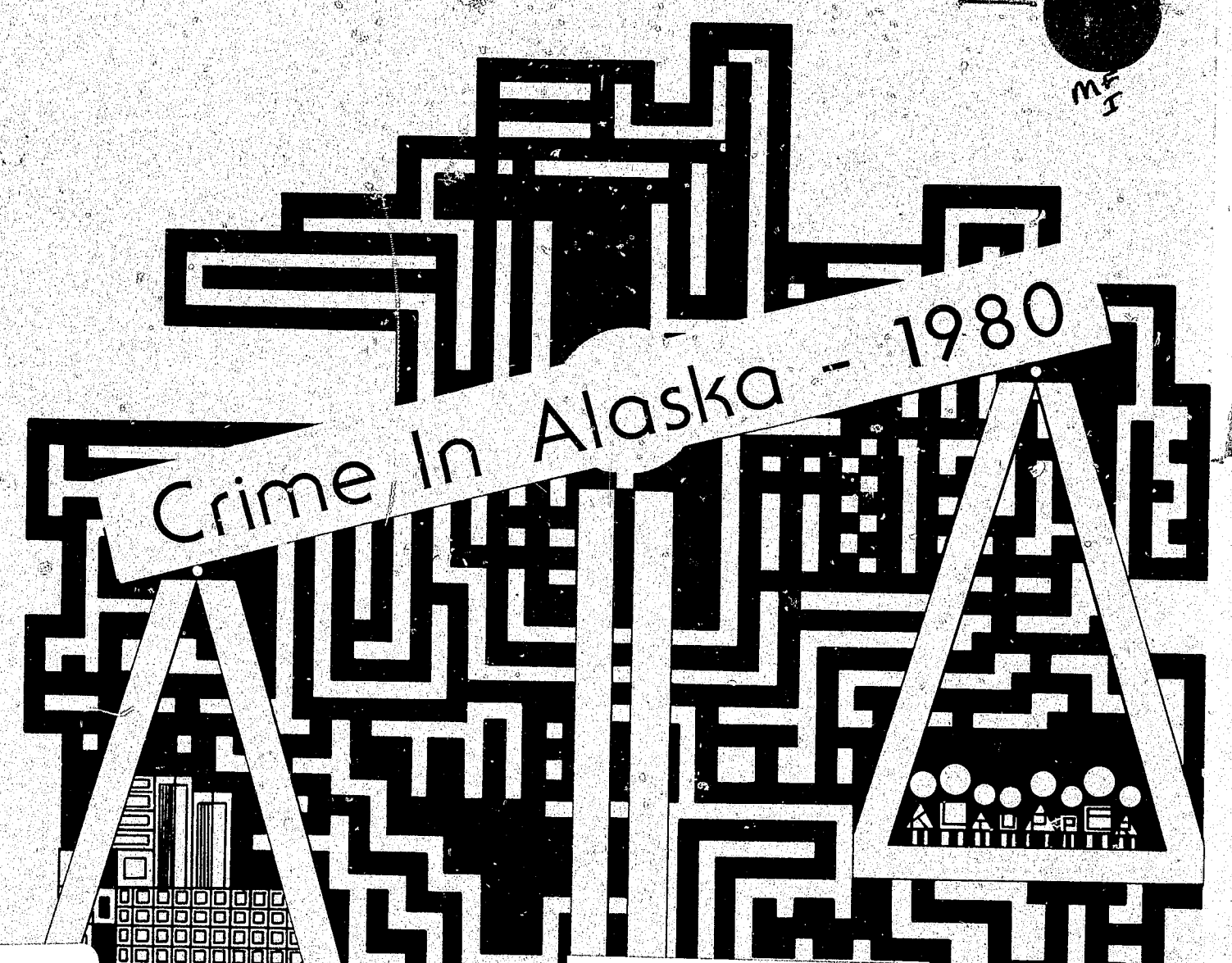

Alaska Criminal Justice Planning Agency

to the National Criminal Justice Reference Service (NCJRS).

Further reproduction outside of the NCJRS system requires permission of the copyright owner.

Criminal Justice Planning Agency

Department of Law



CRIME IN ALASKA - 1980

\*\*\*ERRATA\*\*\*

Page 79

The data displayed for the Alaska State Troopers has been annualized by the Criminal Justice Planning Agency to adjust for a significant data loss in actual reporting by the Alaska State Troopers in 1980.

Pages 63-69

An asterisk utilized in these tables indicates a percentage value of less than 1%.

TABLE OF CONTENTS

Crime In Alaska.....	1
Crime Index Rate.....	2
Alaska Vs. National Crime Rates.....	6
Crime Analysis of Alaska's Urban Cities.....	8
Crime Rates and Trends.....	12
Criminal Homicide.....	19
Forcible Rape.....	24
Robbery.....	28
Aggravated Assault.....	32
Burglary.....	36
Larceny-Theft.....	41
Motor Vehicle Theft.....	45
Property Stolen and Recovered.....	48
Part II Crimes.....	49
Clearance Rates-Part I Offenses.....	52
Clearance Rates-Part II Offenses.....	53
Arson.....	55
Apprehension.....	57
Drug and Alcohol Related Arrests.....	70
Law Enforcement Officers Killed or Assaulted.....	76
YEARLY RETURN OF OFFENSES KNOWN TO THE POLICE:	
PROPERTY BY TYPE AND VALUE:	
PROPERTY STOLEN BY CLASS:	
ARRESTS BY AGE, RACE AND SEX:	
Alaska State Troopers.....	79
Anchorage.....	82
Bethel.....	85
Cordova.....	88
Fairbanks.....	91
Homer.....	94
Juneau.....	97
Kenai.....	100
Ketchikan.....	103
Klawock.....	106
Kodiak.....	107
Kotzebue.....	110
Nome.....	113
North Pole.....	116
North Slope Borough.....	119
Palmer.....	122
Petersburg.....	125
Seward.....	128
Sitka.....	131
Skagway.....	134
Soldotna.....	137
Unalaska.....	140
Valdez.....	141
Wrangell.....	144
Statewide Totals.....	147

NCJRS

JUL 2 1981

ACQUISITIONS

## CRIME IN ALASKA

The major source of data used to measure the trend and distribution of crime in Alaska is the Uniform Crime Reporting (UCR) Program. Under this program, data is collected by law enforcement agencies as crimes are reported. Seven offense categories, selected because they represent the most common local problems, have been defined as Crime Index Offenses.<sup>1</sup> They are serious both because of their nature and the frequency with which they occur. The offenses of murder, forcible rape, robbery and aggravated assault make up the violent crimes. The offenses of burglary, larceny-theft and motor vehicle theft make up the property crimes.

The UCR Program was established in 1930 by the International Association of Chiefs of Police (IACP) when the need was recognized for crime statistics through which they could gain a basic understanding of the nature and scope of the nation's crime problem. The FBI took over the responsibility of receiving, tabulating and publishing the crime statistics which are voluntarily submitted by police agencies.

The statistics are issued annually during August by the FBI in the publication, Crime in the United States. The statistics for Alaska are compiled by the research unit of the Criminal Justice Planning Agency and are presented to the Governor's Commission on the Administration of Justice preceding national publication.

Several problems exist within the UCR Program which bring it under criticism. One of these criticisms is that the population bases which are used in computing the crime rates are sometimes only estimates. This is especially true in non-census years.<sup>2</sup> Also, crime may be either undiscovered and therefore unreported or, as recent victimization surveys have indicated, unreported even though discovered.

Despite these problems, UCR statistics do represent the basis for public awareness of crime and are the major source for a statistical understanding of the national crime problem. It is more reasonable to improve the existing program than to scrap it in favor of a new collection system which might prove to be more fallible.

---

1) Eight offense categories have been included in the National Crime Index since 1978. The eighth category, Arson, will be included in 1981 Index statistics.

2) The 1980 Census counts are currently being disputed. City populations used in Crime in Alaska have been obtained from local officials and are consistent with previous years' statistics.

CRIME RATE INDEX

One of the basic measurements used in crime statistics is the crime index rate. This rate is defined as the number of incidents per 100,000 inhabitants. Since it relates the incidence of crime to the total population, it provides a means of comparing current and historical data for the State of Alaska and also allows us to compare our rates with nationwide data.

Sixteen reporting agencies are included in the Alaska Crime Index. Because of their historical participation in Uniform Crime Reporting, they provide a stable index measure comparable over time. During 1980, the Crime Index rate for Alaska was 6141.9 per 100,000 persons. This represents a one-half percent increase over the 6,113.4 rate for 1979.

Figure 1 indicates the trend of Alaska's Crime Index from 1973 to 1980 and compares it to the 1973-1979 nationwide rates.

FIGURE 1  
STATEWIDE CRIME INDEX 1973-1980

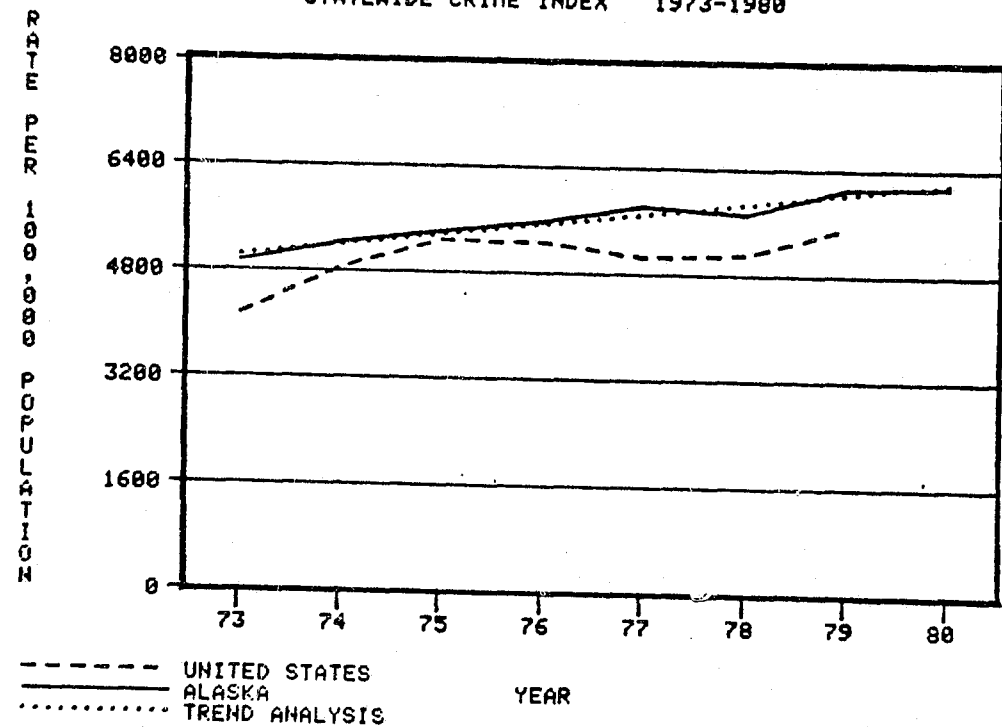


FIGURE 2

VIOLENT CRIMES 1973-1980

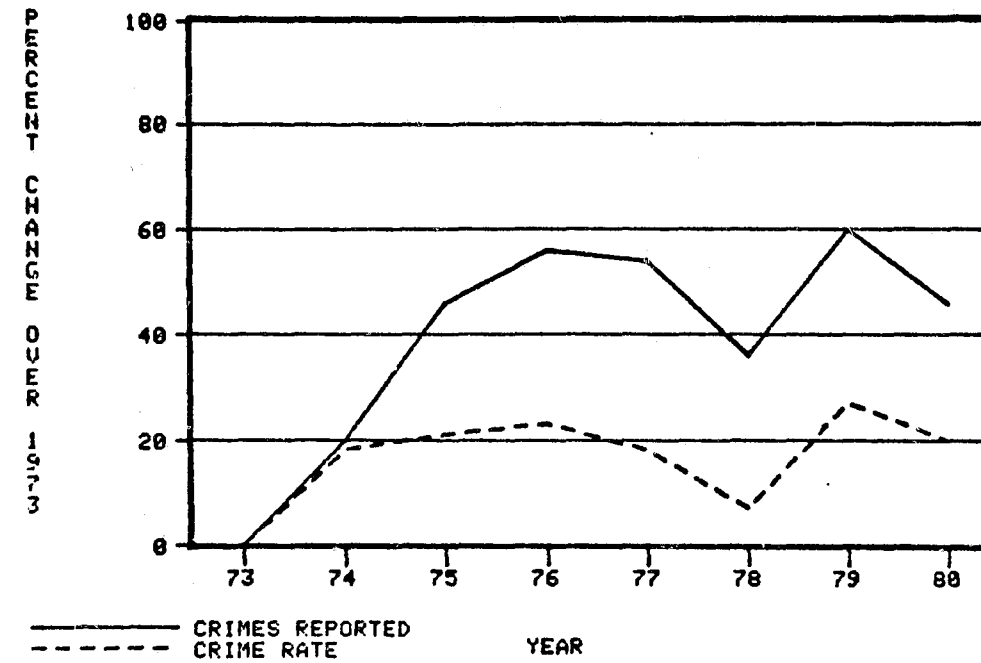


FIGURE 3

PROPERTY CRIMES

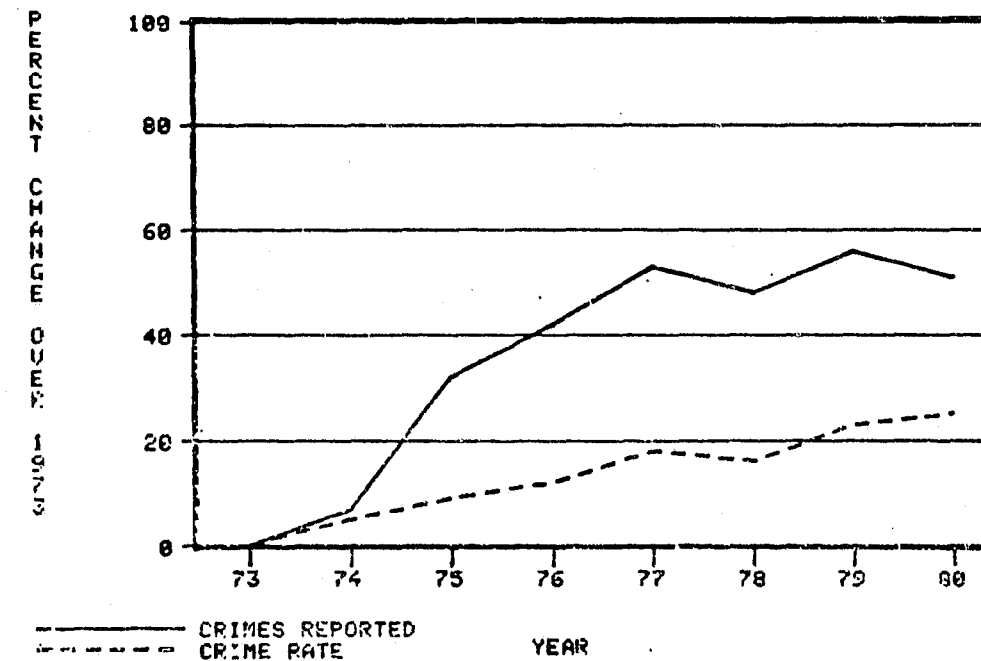


FIGURE 4

CRIME & POPULATION 1973-1980

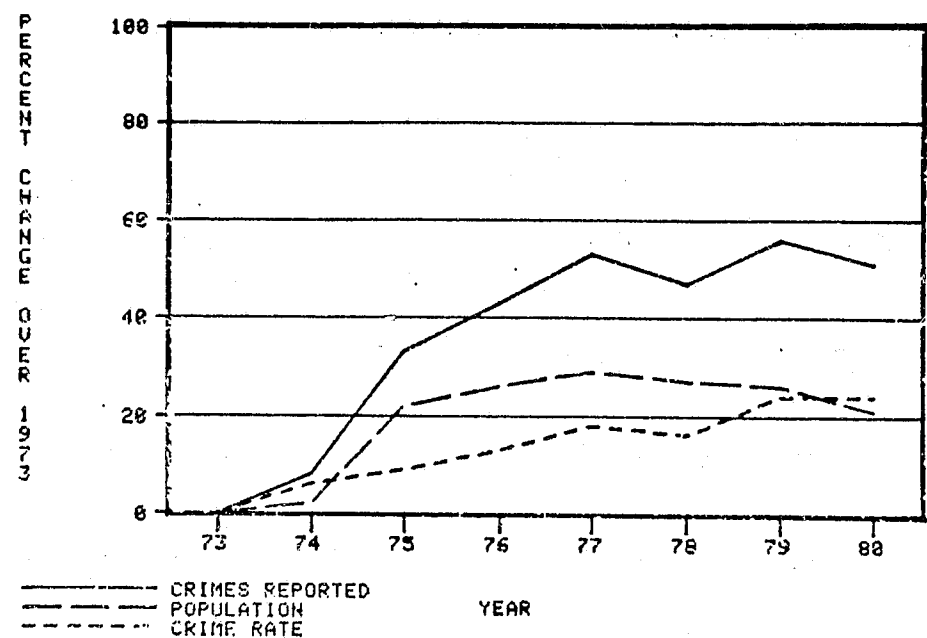


TABLE 1  
Statewide Crime Trend Analysis  
1976 - 1981

	1976 Crime Rates	1977 Crime Rates	1978 Crime Rates	1979 Crime Rates	1980 Crime Rates	Projected 1981 Crime Rates	1980-1981 Projected Change
Criminal Homicide	9.8	10.9	12.9	15.4	9.5	12.9	+35.8
Forcible Rape	45.7	59.3	60.5	84.4	67.4	84.0	+24.6
Robbery	115.7	96.5	90.2	107.4	93.2	90.4	-3.0
Aggravated Assault	300.9	286.5	248.1	279.8	292.0	274.1	-6.1
Total Violent Crime	472.1	453.2	411.7	487.0	462.1	461.4	-0.2
Burglary	1,080.5	1,310.2	1,269.0	1,386.1	1,410.3	1,511.9	+7.2
Larceny/Theft	3,289.8	3,272.6	3,383.8	3,615.1	3,667.0	3,774.7	+2.9
Motor Vehicle Theft	725.5	783.7	650.0	625.2	602.5	556.0	-7.7
Total Property Crime	5,095.8	5,366.5	5,302.8	5,626.4	5,679.8	5,842.6	+2.9
<b>TOTAL PART I CRIME</b>	<b>5,567.9</b>	<b>5,819.7</b>	<b>5,714.5</b>	<b>6,113.4</b>	<b>6,141.9</b>	<b>6,304.0</b>	<b>+2.6</b>

Populations used in computation: 1976 - 417,000  
 1977 - 425,000  
 1978 - 420,000  
 1979 - 416,000  
 1980 - 400,331 (Preliminary U.S. Census Estimates)

TABLE 2  
 Crimes Reported - Statewide  
 Crime Index Offenses  
 1974 - 1980

	Population	Total Offenses	Violent Crimes	Property Crimes	Criminal Homicide	Forcible Rape	Aggravated Assault	Robbery	Burglary	Larceny/Theft	Motor Vehicle Theft
1974	337,000	17,658	1,527	16,131	46	166	1,017	298	3,932	10,016	2,183
Rate Per 100,000	100,000	5,240	453	4,787	14	49	302	88	1,167	2,972	648
1975	404,000	21,655	1,859	19,796	39	177	1,176	467	4,266	12,179	3,351
Rate Per 100,000	100,000	5,414	465	4,949	10	44	294	117	1,067	3,045	836
1976	417,000	23,385	1,983	21,402	41	192	1,264	486	4,538	13,817	3,047
Rate Per 100,000	100,000	5,568	472	5,096	10	46	301	116	1,081	3,290	726
1977	425,000	25,025	1,949	23,076	47	255	1,232	415	5,634	14,072	3,370
Rate Per 100,000	100,000	5,820	453	5,367	11	59	287	97	1,310	3,273	784
1978	420,000	24,001	1,729	22,272	54	254	1,042	379	5,330	14,212	2,730
Rate Per 100,000	100,000	5,715	412	5,303	13	61	248	90	1,269	3,884	650
1979	416,000	25,432	2,026	23,406	64	351	1,164	447	5,766	15,039	2,601
Rate Per 100,000	100,000	6,113	487	5,626	15	84	280	107	1,386	3,615	625
1980	400,331	24,588	1,850	22,738	38	270	1,169	373	5,646	14,680	2,412
Rate Per 100,000	100,000	6,142	462	5,680	9	67	292	93	1,410	3,667	605

Figures 2, 3, and 4 illustrate the general increases in crime and crime rates since 1973. Crimes reported and crime rates for both violent and property crimes show a general upward trend which appears to be slowly dissipating.

In order to determine the trend of crime in Alaska, the crime index rates for 1976-1980 were used to make a straight-line projection for 1981. This projection, shown in Table 1, shows that the total crime index is predicted to increase by 2.6% to 6,304.0 offenses per 100,000 persons in 1981.

Table 2 provides a detailed breakdown of the reported offenses and crime index rates for 1974-1980. The statistics are divided into subgroups of violent and property as well as categories of murder, rape, robbery, aggravated assault, burglary, larceny/theft, and motor vehicle theft.

#### ALASKA VS. NATIONAL CRIME RATES

Table 3 presents a comparison of Alaska's 1979 crime rates with the rates of a state of similar size, the geographic division, and the entire United States.

The State of Wyoming was selected because its population is comparable to Alaska's. For 1979, Alaska's crime rate was found to be 29% greater than that of Wyoming's rate of 4824.0 per 100,000 persons. The Alaska crime rate in each Part I category was greater than that of Wyoming.

Alaska is one of the states included in the Pacific Geographic Division. The remaining states are California, Hawaii, Oregon, and Washington. Overall, Alaska's crime rate was 14% less than the Pacific Division rate in 1979. Although variation was found between individual crime categories, the Alaska rate was less in the sub-groups of Violent and Property Crime by 32% and 12% respectively.

When Alaska's rates were compared to those of the U.S., it was found that Alaska's total crime index rate in 1979 was 12% greater. However, the Alaska rate for Violent Crime was 8% less than that of the United States.

Table 4 shows Alaska's ranking among the fifty states on crime rate for each Part I crime category and for Index crimes overall. A slight improvement overall is indicated and Alaska's ranking from 1978 to 1979 declined in both the violent and property crime categories. Increases occurred in both murder and robbery rankings. The overall improvement is related to a decline in Alaska's rate of motor vehicle theft and a general increase in several crime categories in the United States.

TABLE 3  
Selected Crime Rates  
1979

	ALASKA		WYOMING		PACIFIC DIVISION	UNITED STATES
	Actual Offenses	Crime Rates	Actual Offenses	Crime Rates	Crime Rates	Crime Rates
Criminal Homicide	54	13.3	41	9.1	11.0	9.7
Forcible Rape	292	71.9	124	27.6	51.8	34.5
Robbery	445	109.6	190	42.2	282.0	212.1
Aggravated Assault	1,203	296.3	1,224	272.0	375.8	279.1
Total Violent Crime	1,994	491.1	1,579	350.9	720.6	535.5
Burglary	5,616	1,383.3	3,887	863.8	2,044.9	1,499.1
Larceny/Theft	15,076	3,713.3	14,607	3,246.0	3,780.2	2,983.4
Motor Vehicle Theft	2,501	616.0	1,635	363.3	667.6	498.5
Total Property Crime	23,193	5,712.6	20,129	4,473.1	6,512.7	4,986.0
TOTAL INDEX CRIME	25,187	6,203.7	21,708	4,824.0	7,233.4	5,521.5
1979 POPULATION (Thousands)	406	0.0	450	0.0	30,470.0	220,099.0

SOURCE: Crime In U.S. - 1979

\* Pacific Geographic Division includes Alaska, California, Hawaii, Oregon and Washington.

TABLE 4  
Analysis of Crime Index Offenses  
Alaska's Ranking Among the Fifty States

1978 - 1979

	1978 Ranking	1979 Ranking
Total Index Crimes	10	12
Violent Crimes	17	19
Property Crimes	9	10
Murder	6	5
Rape	1	1
Robbery	31	28
Aggravated Assault	13	16
Burglary	21	25
Larceny/Theft	7	10
Motor Vehicle Theft	5	9
Population Rank	50th	50th

Violent Crimes Include: Murder, Rape, Robbery and Aggravated Assault

Property Crimes Include: Burglary, Larceny/Theft and Motor Vehicle Theft



CRIME ANALYSIS OF ALASKA'S URBAN CITIES

Reported Offenses

Throughout the remainder of this section of the report, the statistics for the Anchorage, Fairbanks, Juneau, and Ketchikan Police Departments will be presented along with the statewide totals.

Table 5 presents the contribution of each city to the crime index offenses which were reported from 1976-1980. The statistics are broken down into the categories of total violent and property crimes. The contribution of each city has remained relatively constant during this period. Detailed analysis for the state, each major city, and the rest of the state can be found in Tables 6 through 11.

TABLE 5  
Contribution To Crime  
Index Offenses  
1976 - 1980

	Reported Offenses					Percentage Of Statewide				
	1976	1977	1978	1979	1980	1976	1977	1978	1979	1980
Anchorage	10,001	10,324	10,713	12,435	12,356	43	41	42	47	47
Violent	691	580	572	780	797	3	2	2	3	3
Property	9,310	9,738	10,141	11,655	11,559	40	39	40	44	44
Fairbanks	3,221	2,402	2,283	2,263	2,418	14	10	9	8	9
Violent	263	157	140	115	112	1	1	1	0	0
Property	2,958	2,245	2,143	2,148	2,306	13	9	8	8	9
Juneau	892	703	701	683	670	4	3	3	3	3
Violent	120	72	42	64	34	1	0	0	0	0
Property	772	631	659	629	636	3	3	3	2	2
Ketchikan	872	942	1,103	942	967	3	4	4	4	4
Violent	64	71	83	109	66	0	0	0	0	0
Property	808	871	1,020	833	881	3	4	4	3	3
Rest of State	8,399	10,654	10,719	10,192	9,922	36	42	42	38	38
Violent	845	1,063	1,102	1,140	1,076	4	4	4	4	4
Property	7,554	9,591	9,617	9,052	8,846	32	38	38	34	34
Statewide Total	23,385	25,025	25,519	26,515	26,333	100	100	100	100	100
Violent	1,983	1,949	1,939	2,198	2,105	8	7	7	8	8
Property	21,402	23,076	23,580	24,317	24,228	92	93	93	92	92

TABLE 6  
STATEWIDE  
Part I Crimes 1976-1980

	1976 Reported Offenses	1977 Reported Offenses	1978 Reported Offenses	1979 Reported Offenses	1980 Reported Offenses	1979-1980 % Change	1980 % Distribution
Criminal Homicide	41	47	56	64	42	-34	0
Forcible Rape	192	255	276	369	320	-13	1
Robbery	486	415	389	458	379	-17	1
Assravated Asssult	1,264	1,232	1,218	1,307	1,364	+4	5
Total Violent Crime	1,983	1,949	1,939	2,198	2,105	-4	8
Burslary	4,538	5,634	5,659	5,930	5,952	0	23
Larceny/Theft	13,817	14,072	14,903	15,541	15,463	-1	59
Motor Vehicle Theft	3,047	3,370	3,018	2,846	2,813	-1	11
Total Property Crime	21,402	23,076	23,580	24,317	24,228	0	92
TOTAL PART I CRIME	23,385	25,025	25,519	26,515	26,333	-1	100

TABLE 7  
ANCHORAGE POLICE DEPARTMENT  
Part I Crimes 1976-1980

	1976 Reported Offenses	1977 Reported Offenses	1978 Reported Offenses	1979 Reported Offenses	1980 Reported Offenses	1979-1980 % Change	1980 % Distribution
Criminal Homicide	15	12	17	17	16	-6	0
Forcible Rape	73	98	117	172	146	-15	1
Robbery	277	235	227	353	309	-12	3
Assravated Assault	326	241	211	238	326	+37	3
Total Violent Crime	691	586	572	780	797	+2	6
Burslary	1,653	2,050	2,192	2,642	2,857	+8	23
Larceny/Theft	6,483	6,446	6,836	7,833	7,534	-4	61
Motor Vehicle Theft	1,174	1,242	1,113	1,180	1,168	-1	9
Total Property Crime	9,310	9,738	10,141	11,655	11,559	-1	94
TOTAL PART I CRIME	10,001	10,324	10,713	12,435	12,356	-1	100

TABLE 8  
FAIRBANKS POLICE DEPARTMENT  
Part I Crimes 1976-1980

	1976 Reported Offenses	1977 Reported Offenses	1978 Reported Offenses	1979 Reported Offenses	1980 Reported Offenses	1979-1980 % Change	1980 % Distribution
Criminal Homicide	2	2	5	7	0	-100	0
Forcible Rape	16	17	15	20	5	-75	0
Robbery	96	46	41	28	20	-29	1
Aggravated Assault	149	92	79	60	87	+45	4
Total Violent Crime	263	157	140	115	112	-3	5
Burglary	421	329	335	332	384	+16	16
Larceny/Theft	1,958	1,474	1,498	1,560	1,628	+4	67
Motor Vehicle Theft	579	442	310	256	294	+15	12
Total Property Crime	2,958	2,245	2,143	2,148	2,306	+7	95
TOTAL PART I CRIME	3,221	2,402	2,283	2,263	2,418	+7	100

TABLE 9  
JUNEAU POLICE DEPARTMENT  
Part I Crimes 1976-1980

	1976 Reported Offenses	1977 Reported Offenses	1978 Reported Offenses	1979 Reported Offenses	1980 Reported Offenses	1979-1980 % Change	1980 % Distribution
Criminal Homicide	0	0	2	4	1	-75	0
Forcible Rape	5	5	4	6	10	+66	1
Robbery	3	14	10	4	4	0	1
Aggravated Assault	112	53	26	40	19	-53	3
Total Violent Crime	120	72	42	54	34	-37	5
Burglary	187	188	147	140	128	-9	19
Larceny/Theft	489	391	423	420	453	+8	68
Motor Vehicle Theft	96	52	89	69	55	-20	8
Total Property Crime	772	631	659	629	636	+1	95
TOTAL PART I CRIME	892	703	701	683	670	-2	100

TABLE 10  
KETCHIKAN POLICE DEPARTMENT  
Part I Crimes 1976-1980

	1976 Reported Offenses	1977 Reported Offenses	1978 Reported Offenses	1979 Reported Offenses	1980 Reported Offenses	1979-1980 % Change	1980 % Distribution
Criminal Homicide	1	0	1	0	0	0	0
Forcible Rape	3	3	13	11	10	-9	1
Robbery	8	3	8	11	3	-73	0
Assravated Assault	52	65	61	87	73	-16	8
Total Violent Crime	64	71	83	109	86	-21	9
Burslary	155	171	228	174	175	+1	18
Larceny/Theft	537	610	695	561	644	+15	67
Motor Vehicle Theft	116	90	97	98	62	-37	6
Total Property Crime	808	871	1,020	833	881	+6	91
TOTAL PART I CRIME	872	942	1,103	942	967	+3	100

TABLE 11  
REST OF THE STATE  
Part I Crimes 1976-1980

	1976 Reported Offenses	1977 Reported Offenses	1978 Reported Offenses	1979 Reported Offenses	1980 Reported Offenses	1979-1980 % Change	1980 % Distribution
Criminal Homicide	23	33	31	36	25	-31	0
Forcible Rape	95	132	127	160	149	-7	2
Robbery	102	117	103	62	43	-31	0
Assravated Assault	625	781	841	882	859	-3	9
Total Violent Crime	845	1,063	1,102	1,140	1,076	-6	11
Burslary	2,122	2,896	2,757	2,642	2,408	-9	24
Larceny/Theft	4,350	5,151	5,451	5,167	5,204	+1	52
Motor Vehicle Theft	1,082	1,544	1,409	1,243	1,234	-1	12
Total Property Crime	7,554	9,591	9,617	9,052	8,846	-2	89
TOTAL PART I CRIME	8,399	10,654	10,719	10,192	9,922	-3	100

Crime Rates and Trends

The 1976-1979 crime rates for Anchorage, Fairbanks, Juneau, and Ketchikan are presented in Tables 12 through 15. The predicted rates for 1981 and predicted changes in rates between 1980 and 1981 are also presented.

Anchorage has the greatest predicted change of minus thirty percent with Fairbanks and Juneau having predicted changes of minus twenty-four and minus twelve percent, respectively. The prediction for Ketchikan is a two percent increase from the 1980 rate. Projected changes are also shown for each crime index offense, violent crimes, and property crimes.

TABLE 12  
ANCHORAGE POLICE DEPARTMENT  
Crime Trend Analysis  
1976 - 1980

	Crime Rates					Projected	
	1976	1977	1978	1979	1980	1981 Rates	1980-1981 % Change
Criminal Homicide	18.1	10.9	14.2	9.1	7.8	5.3	-32
Forcible Rape	87.9	89.1	97.5	92.5	71.5	78.9	+10
Robbery	333.7	213.6	189.2	189.8	151.2	98.9	-35
Assravated Assault	392.8	219.1	175.8	128.0	159.5	47.4	-70
Total Violent Crime	832.5	532.7	476.7	419.4	390.1	230.9	-41
Burslary	1,991.6	1,863.6	1,826.6	1,420.4	1,398.2	1,211.1	-13
Larceny/Theft	7,810.8	5,860.0	5,696.7	4,211.3	3,687.2	2,484.4	-33
Motor Vehicle Theft	1,414.5	1,129.1	927.5	634.9	571.6	281.5	-51
Total Property Crime	11,216.9	8,852.7	8,450.8	6,266.1	5,657.1	3,976.9	-30
TOTAL PART I CRIME	12,049.4	9,385.4	8,927.5	6,685.5	6,047.1	4,207.6	-30

Populations used in computations:  
 1976 - 83,429  
 1977 - 112,956  
 1978 - 120,348  
 1979 - 185,893  
 1980 - 204,328

TABLE 13  
FAIRBANKS POLICE DEPARTMENT  
Crime Trend Analysis  
1976 - 1980

	Crime Rates					Projected	
	1976	1977	1978	1979	1980	1981 Rates	1980-1981 % Change
Criminal Homicide	6.1	5.4	12.8	19.1	0.0	9.1	
Forcible Rape	48.5	45.9	38.5	54.7	13.7	22.0	+61
Robbery	290.9	124.3	105.1	76.5	54.7	0.0	-100
Assravated Assault	451.5	248.7	202.5	163.9	238.0	107.4	-55
Total Violent Crime	797.0	424.3	358.9	314.2	306.3	112.7	-63
Burslary	1,275.8	889.2	859.0	907.1	1,050.3	866.4	-18
Larceny/Theft	5,933.3	3,983.8	3,841.0	4,262.3	4,452.7	3,689.8	-17
Motor Vehicle Theft	1,754.5	1,194.6	794.9	699.5	804.1	330.8	-59
Total Property Crime	8,963.6	6,067.6	5,494.9	5,868.9	6,307.1	4,886.9	-23
TOTAL PART I CRIME	9,760.6	6,491.9	5,853.8	6,183.1	6,613.4	4,999.6	-24

Population used in computation:  
 1976 - 32,975  
 1977 - 36,874  
 1978 - 39,287  
 1979 - 36,562  
 1980 - 36,562

TABLE 14  
JUNEAU POLICE DEPARTMENT  
Crime Trend Analysis  
1976 - 1980

	Crime Rates					Projected	
	1976	1977	1978	1979	1980	1981 Rates	1980-1981 % Change
Criminal Homicide	0.0	0.0	22.0	44.4	10.9	35.4	+225
Forcible Rape	55.6	55.5	44.5	66.7	108.6	101.3	-7
Robbery	33.3	155.5	111.1	44.4	43.4	50.3	+16
Assravated Assault	1,244.4	588.9	288.9	444.5	206.3	0.0	-100
Total Violent Crime	1,333.3	799.9	466.7	600.0	369.2	75.4	-80
Burslary	2,077.8	2,088.9	1,633.3	1,555.5	1,389.8	1,176.2	-15
Larceny/Theft	5,433.3	4,344.4	4,700.0	4,666.7	4,918.6	4,600.5	-7
Motor Vehicle Theft	1,066.7	577.9	988.9	766.7	597.2	574.4	-4
Total Property Crime	8,577.8	7,011.2	7,322.2	6,988.9	6,905.5	6,351.1	-8
TOTAL PART I CRIME	9,911.1	7,811.1	7,788.9	7,588.9	7,274.7	6,426.6	-12

Populations used in computation:  
 1976 - 8,681  
 1977 - 9,122  
 1978 - 9,080  
 1979 - 9,039  
 1980 - 9,210

TABLE 15  
KETCHIKAN POLICE DEPARTMENT  
Crime Trend Analysis  
1976 - 1980

	Crime Rates					Projected	
	1976	1977	1978	1979	1980	1981 Rates	1980-1981 % Change
Criminal Homicide	12.5	0.0	12.5	0.0	0.0	0.0	0
Forcible Rape	37.5	42.8	162.5	122.2	109.4	161.8	+48
Robbery	100.0	42.8	100.0	122.2	32.8	63.1	+92
Aggravated Assault	650.0	928.7	762.5	966.7	798.7	921.9	+15
Total Violent Crime	800.0	1,014.3	1,037.5	1,211.1	940.9	1,144.3	+22
Burglary	1,937.5	2,442.8	2,850.0	1,933.3	1,914.7	2,049.1	+1
Larceny/Theft	6,712.5	8,714.3	8,687.5	6,233.3	7,046.0	6,934.5	-2
Motor Vehicle Theft	1,450.0	1,285.7	1,212.5	1,088.9	678.3	621.0	-8
Total Property Crime	10,100.0	12,442.8	12,750.0	9,255.5	9,638.9	9,604.6	0
<b>TOTAL PART I CRIME</b>	<b>10,900.0</b>	<b>13,457.1</b>	<b>13,878.5</b>	<b>10,466.6</b>	<b>10,579.9</b>	<b>10,749.0</b>	<b>+2</b>

Populations used in computation: 1976 - 7,600  
1977 - 7,770  
1978 - 8,200  
1979 - 8,923  
1980 - 9,140

Tables 16 through 19 present comparisons of the crime rates for Anchorage, Fairbanks, Juneau, and Ketchikan with other United States' cities of similar sizes. For the first time since initiation of the Crime in Alaska reports in 1976, a major Alaskan city exhibited an overall crime index rate lower than the average rate of comparable cities. Anchorage had an overall crime rate 18.6% less than comparable U.S. cities in 1979. The only crime index category in which Anchorage indicated a higher than average rate was that of rape where the Anchorage rate was 41.2% higher than the average for comparable cities.

NOTE: The crime rates used in tables 16 through 19 are calculated according to the methodology used in "Crime In the U.S." and are not comparable to rates calculated for tables 12 through 15.

TABLE 16  
ANCHORAGE POLICE DEPARTMENT  
Comparison With Police Departments  
Of Similar Jurisdictions

	Anchorage Police Department 1979 Crime Rate	Other U.S. Cities 100,000-250,000 Pop. 1979 Crime Rate	Percentage Difference In Rates
Criminal Homicide	9.1	11.4	-20.2%
Forcible Rape	71.0	50.3	+41.2%
Robbery	184.5	281.9	-34.6%
Aggravated Assault	116.7	357.9	-67.4%
Total Violent Crime	381.4	701.5	-45.6%
Burglary	1,333.0	2,114.1	-36.9%
Larceny-Theft	4,099.7	4,355.7	-5.9%
Motor Vehicle Theft	560.0	655.4	-14.6%
Total Property Crime	5,992.7	7,125.2	-15.9%
<b>TOTAL PART I CRIME</b>	<b>6,374.1</b>	<b>7,826.7</b>	<b>-18.6%</b>

NOTE: The crime rates used in tables 16 through 19 are calculated according to the methodology used in "Crime In the U.S." and are not comparable to rates calculated for tables 12 through 15.

TABLE 17  
FAIRBANKS POLICE DEPARTMENT  
Comparison With Police Departments  
Of Similar Jurisdictions

	Fairbanks Police Department 1979 Crime Rate	Other U.S. Cities 25,000-50,000 Pop. 1979 Crime Rate	Percentage Difference In Rates
Criminal Homicide	16.4	5.8	+182.8%
Forcible Rape	54.7	26.6	+105.6%
Robbery	76.6	133.9	-42.8%
Aggravated Assault	161.6	253.8	-36.4%
Total Violent Crime	309.1	420.1	-26.4%
Burglary	908.0	1,476.9	-38.5%
Larceny-Theft	4,250.3	3,607.0	+17.8%
Motor Vehicle Theft	620.9	459.3	+35.2%
Total Property Crime	5,779.2	5,543.2	+4.3%
<b>TOTAL PART I CRIME</b>	<b>6,088.3</b>	<b>5,963.3</b>	<b>+2.1%</b>

TABLE 18  
 JUNEAU POLICE DEPARTMENT  
 Comparison With Police Departments  
 Of Similar Jurisdictions

	Juneau Police Department 1979 Crime Rate	Other U.S. Cities Under 10,000 Pop. 1979 Crime Rate	Percentage Difference In Rates
Criminal Homicide	44.3	4.0	+1,007.5%
Forcible Rape	66.4	15.3	+334.0%
Robbery	22.1	47.2	-53.2%
Aggravated Assault	442.5	212.1	+108.6%
Total Violent Crime	575.3	278.6	+106.5%
Burglary	1,405.0	1,020.5	+37.7%
Larceny-Theft	4,414.2	2,938.9	+50.2%
Motor Vehicle Theft	608.5	265.8	+128.9%
Total Property Crime	6,427.7	4,225.3	+52.1%
TOTAL PART I CRIME	7,003.0	4,503.8	+55.5%

NOTE: The crime rates used in tables 16 through 19 are calculated according to the methodology used in "Crime In the U.S." and are not comparable to rates calculated for tables 12 through 15.

TABLE 19  
 KETCHIKAN POLICE DEPARTMENT  
 Comparison With Police Departments  
 Of Similar Jurisdictions

	Ketchikan Police Department 1979 Crime Rate	Other U.S. Cities Under 10,000 Pop. 1979 Crime Rate	Percentage Difference In Rates
Criminal Homicide	0.0	4.0	-100.0%
Forcible Rape	123.3	15.3	+705.9%
Robbery	112.1	47.2	+137.5%
Aggravated Assault	952.6	212.1	+349.1%
Total Violent Crime	1,187.9	278.6	+326.4%
Burglary	1,882.8	1,020.5	+84.5%
Larceny-Theft	6,130.2	2,938.9	+108.6%
Motor Vehicle Theft	829.3	265.8	+212.0%
Total Property Crime	8,842.3	4,225.3	+109.3%
TOTAL PART I CRIME	10,030.3	4,503.8	+122.7%

In order to compare the crime profiles of Anchorage, Fairbanks, Juneau, and Ketchikan, Table 20 has been prepared. This table presents rankings by the number of actual offenses, the 1979 crime rates and the change in crime rates between 1979 and 1980.

Ranking by Number of Actual Offenses

The rankings in all categories but murder and forcible rape were in the order of Anchorage first followed by Fairbanks, Ketchikan, and Juneau, Under murder, Juneau ranked second with one actual offense. Fairbanks was fourth in forcible rape with an unusually low number of actual offenses.

Ranking by Crime Rate

Ketchikan ranked first in crime rates except for the categories of Robbery, Murder, and Motor Vehicle Theft where Anchorage, Juneau, and Fairbanks were the respective leaders. Overall, Ketchikan was followed by Juneau, Fairbanks, and Anchorage.

Ranking by Crime Rate Change

Fairbanks had the greatest crime rate change (+7%) in 1980 with a significant increase in property crime (+8%) more than offsetting a 1% decrease in violent crime. Ketchikan ranked second overall as a result of a 6% increase in property crime. Anchorage showed a decline across all categories except Aggravated Assault which increased by 29%.

TABLE 20  
1980 Ranking of Cities

by

Crime	City	Actual Number of Offenses		Crime Rate		Crime Rate Change		
		1979	1980	City	1979	1980	City	% Change of Rate
Murder	Anchorage	17	15	Juneau	44.3	10.9	Ketchikan	0.0
	Juneau	4	1	Anchorage	9.1	7.3	Anchorage	-19.8
	Fairbanks	6	0	Fairbanks	16.4	0.0	Juneau	-75.4
	Ketchikan	0	0	Ketchikan	0.0	0.0	Fairbanks	-100.0
Forcible Rape	Anchorage	132	117	Ketchikan	123.3	109.4	Juneau	+30.9
	Ketchikan	11	10	Juneau	66.4	86.9	Ketchikan	-11.3
	Juneau	6	8	Anchorage	71.0	57.3	Anchorage	-19.3
	Fairbanks	20	5	Fairbanks	54.7	13.7	Fairbanks	-75.0
Robbery	Anchorage	343	296	Anchorage	184.5	144.9	Juneau	+47.5
	Fairbanks	28	20	Fairbanks	76.6	54.7	Anchorage	-21.5
	Ketchikan	10	3	Ketchikan	112.1	32.8	Fairbanks	-28.6
	Juneau	2	3	Juneau	22.1	32.6	Ketchikan	-70.7
Aggravated Assault	Anchorage	217	308	Ketchikan	952.6	787.7	Fairbanks	+47.5
	Fairbanks	59	87	Fairbanks	161.4	238.0	Anchorage	+29.1
	Ketchikan	85	72	Juneau	442.5	206.3	Ketchikan	-17.3
	Juneau	40	19	Anchorage	116.7	150.7	Juneau	-53.4
Burglary	Anchorage	2,478	2,611	Ketchikan	1,882.8	1,903.7	Fairbanks	+15.7
	Fairbanks	332	384	Juneau	1,405.0	1,281.2	Ketchikan	+1.1
	Ketchikan	168	174	Anchorage	1,333.0	1,277.8	Anchorage	-4.1
	Juneau	127	118	Fairbanks	908.0	1,050.3	Juneau	-8.8
Larceny	Anchorage	7,621	7,322	Ketchikan	6,130.2	6,860.0	Ketchikan	+11.9
	Fairbanks	1,554	1,621	Juneau	4,414.2	4,766.6	Juneau	+8.0
	Ketchikan	547	627	Fairbanks	4,250.3	4,433.6	Fairbanks	+4.3
	Juneau	399	439	Anchorage	4,099.7	3,833.5	Anchorage	-6.5
Motor Vehicle Theft	Anchorage	1,041	1,055	Fairbanks	620.9	746.7	Fairbanks	+20.3
	Fairbanks	227	273	Ketchikan	829.3	594.9	Anchorage	-7.8
	Ketchikan	74	56	Anchorage	560.0	516.3	Ketchikan	-28.3
	Juneau	55	34	Juneau	608.5	369.2	Juneau	-39.3
Total Crime Index Offenses	Anchorage	11,849	11,724	Ketchikan	10,030.3	10,306.3	Fairbanks	+7.4
	Fairbanks	2,226	2,390	Juneau	7,003.0	6,753.5	Ketchikan	+2.8
	Ketchikan	895	942	Fairbanks	6,088.3	6,536.8	Juneau	-3.6
	Juneau	633	622	Anchorage	6,374.1	5,737.8	Anchorage	-10.0
Violent Crimes	Anchorage	709	736	Ketchikan	1,187.9	930.0	Fairbanks	-0.9
	Fairbanks	113	112	Anchorage	381.4	360.2	Anchorage	-5.6
	Ketchikan	106	85	Juneau	573.5	336.6	Ketchikan	-21.7
	Juneau	52	31	Fairbanks	309.1	306.3	Juneau	-41.5
Property Crimes	Anchorage	11,140	10,988	Ketchikan	8,842.3	9,376.4	Fairbanks	+7.8
	Fairbanks	2,113	2,278	Juneau	6,427.7	6,416.9	Ketchikan	+6.0
	Ketchikan	789	857	Fairbanks	5,779.2	6,230.5	Juneau	-0.2
	Juneau	581	591	Anchorage	5,992.7	5,377.6	Anchorage	-10.3

CRIMINAL HOMICIDE

**DEFINITION:** This crime index offense is defined as the willful killing of another. As a general rule, any death due to a fight, argument, quarrel, assault, or commission of a crime is included. Suicides, accidental deaths, assaults to murder and attempted murders are not included.

**VOLUME:** In 1980, there were forty-two murders reported in Alaska, thirty-eight in jurisdictions covered by the Alaska Crime Index. Murders represented two percent of the total violent crime and less than one percent of the total crime index offenses. Table 22 shows that the number of reported offenses decreased thirty-four percent over 1979.

**TREND:** In 1980, there were 9.5 murders for every 100,000 Alaskans. This is thirty-eight percent below the 15.4 rate for 1979. Figure 5 indicates a predicted rate of 12.9 for 1981 which is an increase of thirty-six percent.

**NATURE OF MURDER:** Of the forty-two murders reported to law enforcement agencies, thirty-nine were verified and determined to be actual offenses. Seventy-four percent of the murder victims were male and twenty-six percent female. Thirty-five percent were white, thirty-six percent Indian and twenty-eight percent all other races. The largest number of victims (46%) were in the 18-29 age group.

During 1980, firearms were used in sixty-one percent of the murders, and knives in thirteen percent. The firearms category includes handguns (26%) and rifles (23%).

Twenty-six percent of the murders involved relatives, five percent friends, and twenty-three percent acquaintances. Three percent of the murders were committed by strangers and thirty-seven percent by unknown persons.

Five percent occurred during alcohol-related fights and thirty-five percent during other arguments. The circumstances were unknown in forty-three percent of the murders.

In twenty-five percent of the murders, the offender was not identified. Of those identified, ninety percent were male and ten percent were female. Thirty-two percent of the offenders fell into the 18-29 age group.

Table 26 shows the agency jurisdictions in which the murders occurred. Anchorage accounted for thirty-seven percent of the murders, while Fairbanks had none. The North Slope Borough has an unusual year with ten percent of all murders.

**CLEARANCE RATE:** During 1980, sixty-four percent of the actual reported murders were cleared by arrest. Five percent were cleared by juvenile arrests.



TABLE 22  
Criminal Homicide

	Reported Offenses					% Change 1979-1980
	1976	1977	1978	1979	1980	
Statewide	41	47	56	64	42	-34
Anchorage	15	12	17	17	16	-6
Fairbanks	2	2	5	7	0	-100
Juneau	0	0	2	4	1	-75
Ketchikan	1	0	1	0	0	0
Rest of State	23	33	31	36	25	-31

FIGURE 5  
MURDER 1973-1980

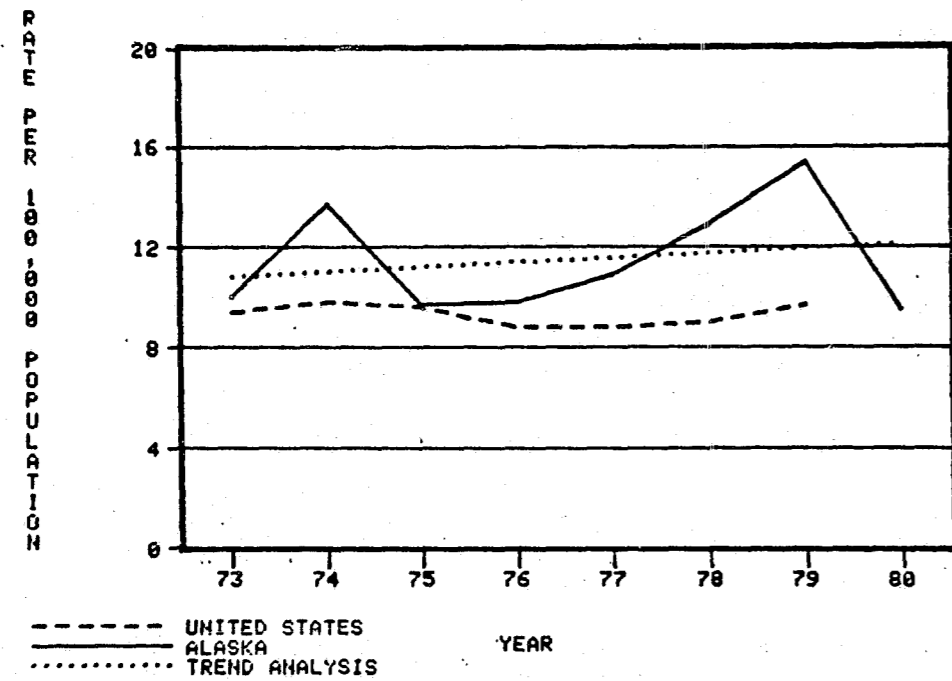


TABLE 23  
Analysis of Murder by  
Age, Race, and Sex of Victim  
1980

AGE	NUMBER	PERCENT DISTRIBUTION	SEX		RACE			
			MALE	FEMALE	WHITE	BLACK	INDIAN	OTHER
5 and below	0	0	0	0	0	0	0	0
6 - 17	3	8	2	1	0	0	1	2
18 - 29	18	46	16	2	7	1	5	5
30 - 39	13	33	8	5	5	0	6	2
40 - 49	4	10	2	2	2	0	2	0
50 - 59	0	0	0	0	0	0	0	0
60 - 69	1	3	1	0	0	0	0	1
70 and Above	0	0	0	0	0	0	0	0
TOTAL	39	100	29 (74%)	10 (26%)	14 (35%)	1 (3%)	14 (36%)	10 (25%)

TABLE 25  
Analysis of Murder by  
Age, Race, and Sex of Offender  
1980

AGE	NUMBER	PERCENT DISTRIBUTION	SEX		RACE			
			MALE	FEMALE	WHITE	BLACK	INDIAN	OTHER
5 and below	0	0	0	0	0	0	0	0
6 - 17	2	5	2	0	0	0	1	1
18 - 29	13	32	11	2	1	0	4	8
30 - 39	7	18	6	1	3	0	3	1
40 - 49	7	18	7	0	5	0	0	2
50 - 59	0	0	0	0	0	0	0	0
60 - 69	1	2	1	0	0	0	0	1
70 and above	0	0	0	0	0	0	0	0
Unknown	10	25	0	0	0	0	0	0
TOTAL	40	100	27 (90%)	3 (10%)	9 (30%)	0	8 (27%)	13 (43%)

\*Note

One case has more than one offender involved with the murder of one victim

TABLE 24a  
Murder  
Type of Weapon  
1980

WEAPON	NUMBER OF OFFENSES	PERCENT DISTRIBUTION
Handgun	10	26
Rifle	9	23
Shotgun	2	5
Firearm-Type Unknown	3	7
Knife	5	13
Unknown or Other	5	13
Hands, Fists, Feet	3	7
Blunt Object	1	3
None	1	3
TOTAL	39	100

TABLE 24b  
Murder  
Victim/Offender Relationship  
1980

RELATIONSHIP	NUMBER OF OFFENSES	PERCENT DISTRIBUTION
Acquaintance	9	23
Brother	4	10
Step-Daughter	1	3
Unknown	15	37
Husband	1	3
Friend	2	5
Wife	3	7
Step-Brother	1	3
Stranger	1	3
Girlfriend	1	3
Ex-husband	1	3
TOTAL	39	100

TABLE 24c  
Murder  
Type of Circumstances  
1980

CIRCUMSTANCES	NUMBER OF OFFENSES	PERCENT DISTRIBUTION
Suspected felony type	1	3
Other argument	14	35
Other circumstances	3	8
Rape	1	3
Alcohol related brawl	2	5
Unknown	17	43
Lovers triangle	1	3
<b>TOTAL</b>	<b>39</b>	<b>100</b>

TABLE 26  
Location of Actual Murders  
by Agency  
1980

AGENCY	NUMBER OF ACTUAL MURDERS	PERCENT DISTRIBUTION
Alaska State Troopers	16	41
Anchorage P.D.	15	37
Nome P.D.	1	3
Bethel P.D.	1	3
North Slope Borough	4	10
Kenai P.D.	1	3
Juneau P.D.	1	3
<b>TOTAL</b>	<b>39</b>	<b>100</b>

FORCIBLE RAPE

DEFINITION: Forcible rape is defined as the carnal knowledge of a female forcibly and against her will. Actual rapes, assaults to rape and attempts to rape are included. Statutory rape is not included.

VOLUME: In 1980, there were 320 rapes reported in Alaska. Rapes represented fifteen percent of the total violent crime and one percent of the total crime index offenses. Table 27 shows that the number of reported rapes decreased by thirteen percent from the previous year.

TREND: In 1980 there were 67.4 rapes for every 100,000 Alaskans. This represents a twenty percent decrease from the 84.4 rate for 1979. Table 1 indicates a predicted rate of 84.0 for 1981.

NATURE OF FORCIBLE RAPE: During 1980, eighty percent of all forcible rapes were actual rapes by force. The remainder were attempts and assaults to commit forcible rape. Eighteen percent of the offenses reported to the police were determined to be unfounded. The overall unfounded rate for the total crime index offenses was five percent.

Table 29 represents the law enforcement jurisdictions in which the rapes occurred. The Municipality of Anchorage accounted for forty-five percent of the rapes, while the North Slope Borough and Bethel were localities with unusually high percentages of 6.1 and 5.3 percent respectively.

CLEARANCE RATE: During 1980, forty percent of the actual reported rapes were cleared by arrest. Two percent were cleared by juvenile arrests.

TABLE 27

Forcible Rape

	Reported Offenses					% Change 1979-1980
	1976	1977	1978	1979	1980	
Statewide	192	255	276	369	320	-13
Anchorage	73	98	117	172	146	-15
Fairbanks	16	17	15	20	5	-75
Juneau	5	5	4	6	10	+67
Ketchikan	3	3	13	11	10	-9
Rest of State	95	132	127	160	149	-7

FIGURE 6

KAPE 1973-1980

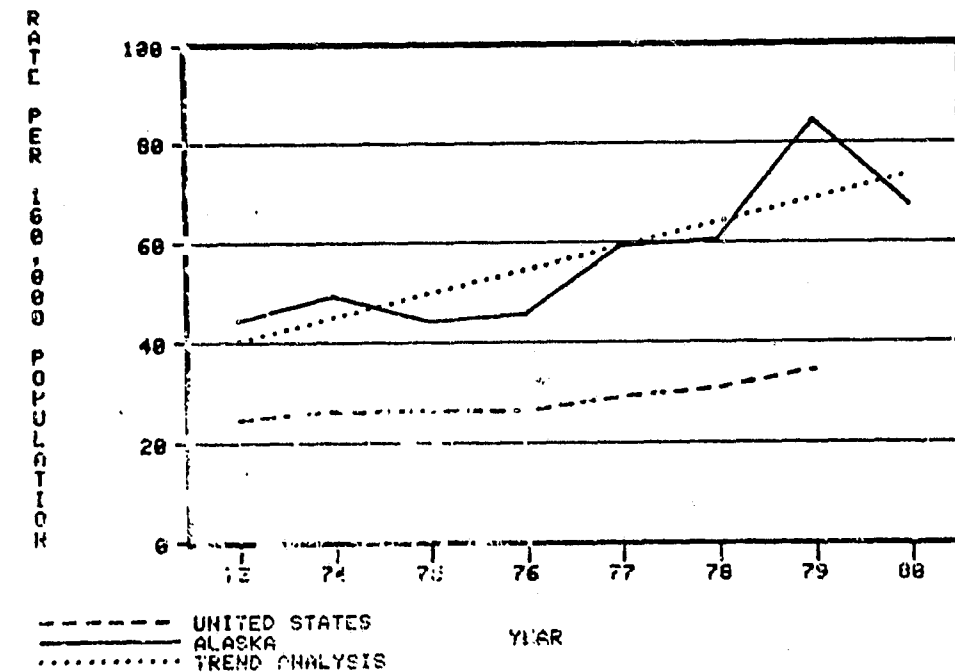


TABLE 28  
 Forcible Rape  
 1980

	State		Anchorage		Fairbanks		Juneau		Ketchikan		Rest of State	
	Offenses	Percent	Offenses	Percent	Offenses	Percent	Offenses	Percent	Offenses	Percent	Offenses	Percent
Actual Rape	210	80	87	74	5	100	7	88	9	90	102	84
Attempted Rape	52	20	30	26	0	0	1	12	1	10	20	16
TOTAL RAPE	262	100	117	100	5	100	8	100	10	100	122	100

TABLE 29  
 Forcible Rape  
 By Reporting Agency  
 1980

	Number of Actual Rapes	Percent
Alaska State Troopers	52	19.8
Anchorage PD	117	44.7
Bethel PD	14	5.3
Cordova PD	0	0.0
Fairbanks PD	5	1.9
Homer PD	3	1.1
Juneau PD	8	3.1
Kenai PD	0	0.0
Ketchikan PD	10	3.8
Klawock PD	0	0.0
Kodiak PD	6	2.3
Kotzebue PD	8	3.1
Nome PD	9	3.4
North Pole PD	0	0.0
North Slope Borough DPS	16	6.1
Palmer PD	1	0.4
Petersburg PD	1	0.4
Seward PD	1	0.4
Sitka PD	9	3.4
Skagway PD	0	0.0
Soldotna PD	0	0.0
Unalaska PD	2	0.8
Valdez PD	0	0.0
Wrangell PD	0	0.0
TOTAL FORCIBLE RAPES	262	100.0

ROBBERY

DEFINITION: Robbery is defined as taking or attempting to take anything of value from the care, custody, or control of a person by force, threat of force, violence, or by putting the victim in fear. It is a vicious type of theft that takes place in the presence of the victim. The victim is directly confronted and threatened with force or the fear that force will be used.

VOLUME: During 1980, there were 379 robberies reported in Alaska. Robberies represent eighteen percent of the total violent crimes and one percent of the total crime index offenses. Table 30 shows that the number of reported robberies decreased by seventeen percent in 1980.

TREND: In 1980, there were 93.2 robberies per 100,000 Alaskans. This is a decrease of thirteen percent from the 107.4 rate for 1979. Table 1 indicates a predicted rate of 90.4 for 1981, which is a decrease of three percent.

NATURE OF ROBBERY: Thirty-one percent of the robberies occurred within businesses, nineteen percent on streets/alleys, and twelve percent within residences.

The average loss per offense was \$918 and the total losses were \$330,557. The greatest average loss per offense was from banks (\$3,028) and the lowest was from Other Miscellaneous Locations (\$320).

Figure 7A presents an analysis of the weapons used during the commission of robberies. The majority of the offenses involved firearms and strongarm tactics.

CLEARANCE RATES: In 1980, twenty-three percent of the actual reported robberies were cleared by an arrest. Four percent were cleared by the arrest of juveniles.

TABLE 30

Robbery

	Reported Offenses					% Change 1979-1980
	1976	1977	1978	1979	1980	
Statewide	486	415	389	458	379	-17
Anchorage	277	235	227	353	309	-13
Fairbanks	96	46	41	28	20	-29
Juneau	3	14	10	4	4	0
Ketchikan	8	3	8	11	3	-73
Rest of State	102	117	103	62	43	-31

FIGURE 7

ROBBERY 1973-1980

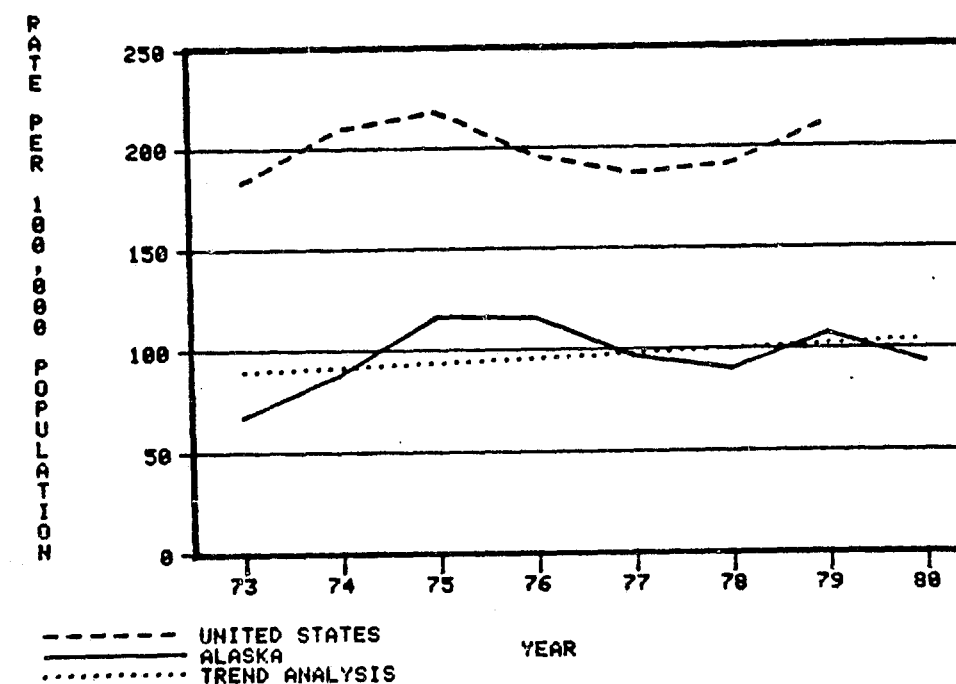


TABLE 31  
Robbery  
By Location Type  
1980

	State		Anchorage		Fairbanks		Juneau		Ketchikan		Rest of State	
	Offenses	Percent	Offenses	Percent	Offenses	Percent	Offenses	Percent	Offenses	Percent	Offenses	Percent
Highways, Streets, & Alleys	69	19	45	15	9	45	3	100	0	0	12	32
Commercial & Other Businesses	38	11	28	10	6	30	0	0	0	0	4	11
Gasoline or Service Station	14	4	12	4	0	0	0	0	0	0	2	5
Chain Store	58	16	54	18	1	5	0	0	1	33	2	5
Residence	44	12	35	12	0	0	0	0	0	0	9	24
Bank	6	2	6	2	0	0	0	0	0	0	0	0
Miscellaneous	131	36	116	39	4	20	0	0	2	67	9	24
<b>TOTAL ROBBERIES</b>	<b>360</b>	<b>100</b>	<b>296</b>	<b>100</b>	<b>20</b>	<b>100</b>	<b>3</b>	<b>100</b>	<b>3</b>	<b>100</b>	<b>38</b>	<b>100</b>

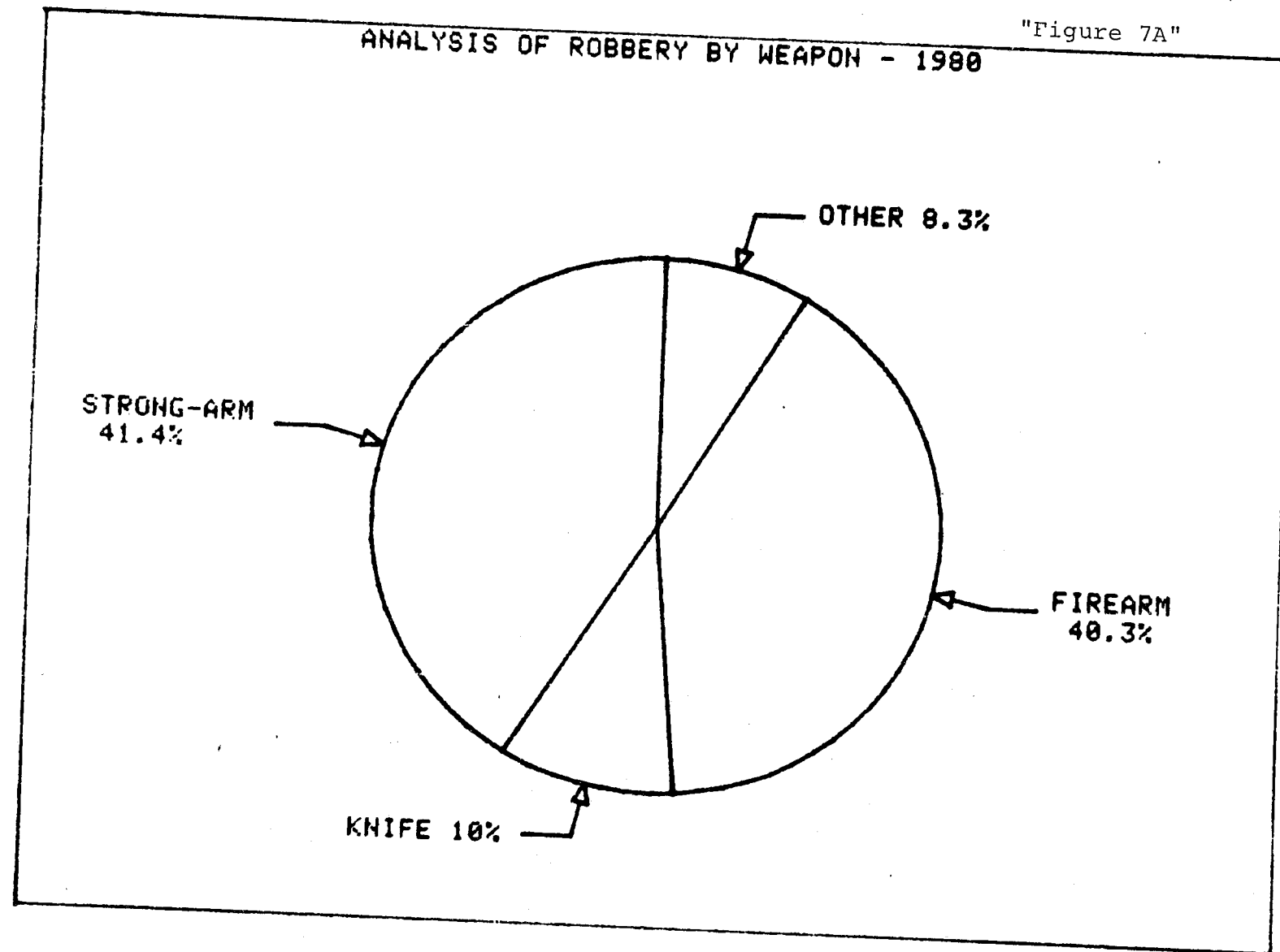
TABLE 32  
Robbery  
Property Loss  
1980

	State		Anchorage		Fairbanks		Juneau		Ketchikan		Rest of State	
	Total Loss per Value	Per Offense	Total Loss per Value	Per Offense	Total Loss per Value	Per Offense	Total Loss per Value	Per Offense	Total Loss per Value	Per Offense	Total Loss per Value	Per Offense
Highway, Streets, & Alleys	\$29,798	\$432	\$20,476	\$455	\$1,201	\$133	\$602	\$201	\$0	\$0	\$7,519	\$627
Commercial & Other Businesses	\$107,462	\$2,827	\$71,236	\$2,544	\$32,136	\$5,356	\$0	\$0	\$0	\$0	\$4,090	\$1,023
Gasoline or Service Station	\$39,180	\$2,799	\$13,620	\$1,135	\$0	\$0	\$0	\$0	\$0	\$0	\$25,560	\$12,780
Chain Store	\$32,351	\$558	\$31,736	\$587	\$0	\$0	\$0	\$0	\$0	\$0	\$615	\$308
Residence	\$61,618	\$1,400	\$35,153	\$1,004	\$0	\$0	\$0	\$0	\$0	\$0	\$26,465	\$2,941
Bank	\$18,170	\$3,028	\$18,170	\$3,028	\$0	\$0	\$0	\$0	\$0	\$0	\$0	\$0
Miscellaneous	\$41,978	\$320	\$36,848	\$318	\$1,014	\$254	\$0	\$0	\$825	\$413	\$3,291	\$366
<b>TOTAL ROBBERY</b>	<b>\$330,557</b>	<b>\$918</b>	<b>\$227,239</b>	<b>\$768</b>	<b>\$34,351</b>	<b>\$1,718</b>	<b>\$602</b>	<b>\$201</b>	<b>\$825</b>	<b>\$275</b>	<b>\$67,540</b>	<b>\$1,777</b>



ANALYSIS OF ROBBERY BY WEAPON - 1980

"Figure 7A"



AGGRAVATED ASSAULT

DEFINITION: Aggravated assault is defined as an unlawful attack by one person upon another for the purpose of inflicting severe bodily injury. It is usually accompanied by the use of a weapon or other means likely to produce death or great bodily harm. Attempts are included since serious personal injury would probably result if the crime was successfully completed. Simple assaults are not included.

VOLUME: During 1980, there were 1,364 aggravated assaults reported. Aggravated assaults represented sixty-five percent of the total violent crime and five percent of the total crime index offenses. Table 33 shows that the number of reported aggravated assaults increased only 4% overall during 1980 while displaying significant change in individual localities.

TREND: In 1980, there were 292.0 aggravated assaults per 100,000 Alaskans. This is an increase of four percent over the 279.8 rate for 1979. Table 1 indicates a predicted rate of 274.1 for 1981.

NATURE OF AGGRAVATED ASSAULTS: During 1980, thirty-nine percent of the aggravated assaults involved hands/fists/feet, twenty-eight percent firearms and eighteen percent knives.

Figure 14 presents the statewide distribution of the weapons used in aggravated assaults.

CLEARANCE RATE: In 1980, sixty-one percent of the actual reported aggravated assaults were cleared by an arrest. Five percent of the offenses were cleared by the arrest of a juvenile.

TABLE 33  
Aggravated Assault

	Reported Offenses					% Change 1979-1980
	1976	1977	1978	1979	1980	
Statewide	1,264	1,232	1,218	1,307	1,364	+4
Anchorage	326	241	211	238	326	+37
Fairbanks	149	92	79	60	87	+45
Juneau	112	53	26	40	19	-53
Ketchikan	52	65	61	87	73	-16
Rest of State	625	781	841	882	859	-3

FIGURE 8  
AGGRAVATED ASSAULT 1973-1980

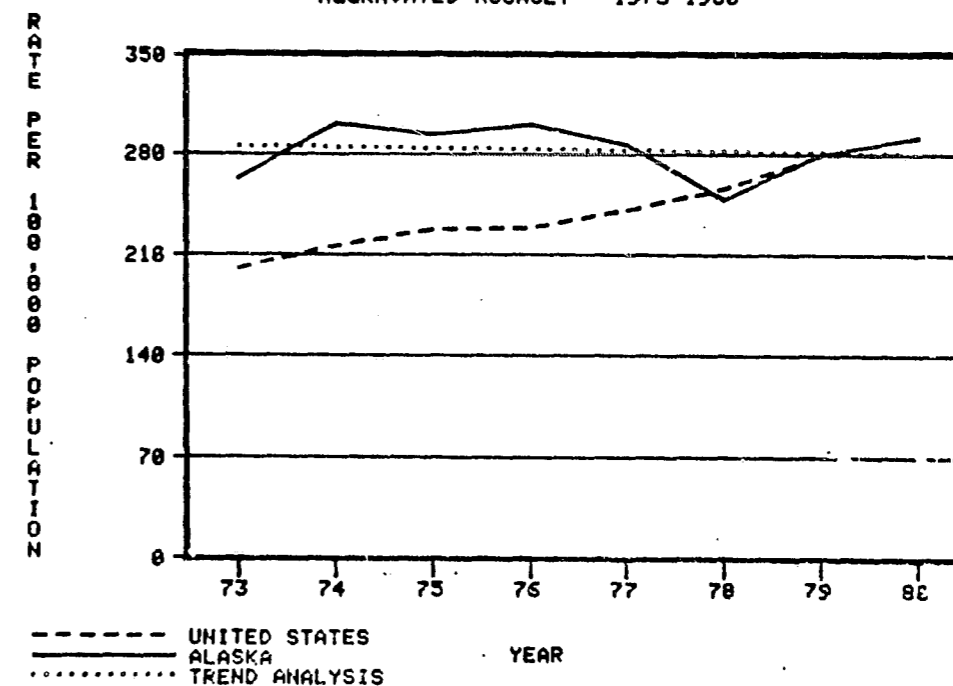
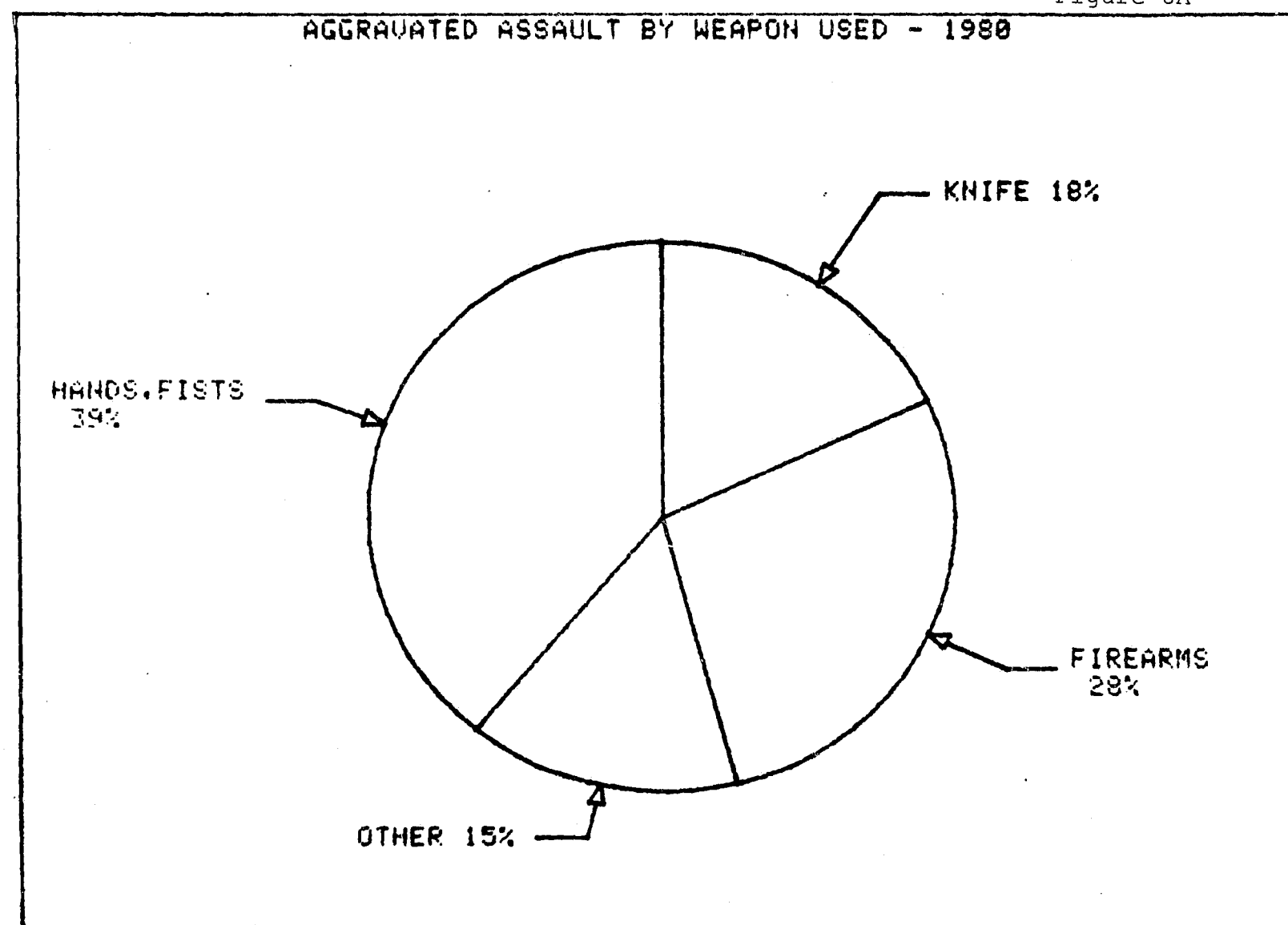


TABLE 34  
 Aggravated Assault  
 By Type of Weapon  
 1980

	State		Anchorage		Fairbanks		Juneau		Ketchikan		Rest of State	
	Offenses	Percent	Offenses	Percent	Offenses	Percent	Offenses	Percent	Offenses	Percent	Offenses	Percent
Firearms	364	28	145	47	16	18	6	32	6	8	191	23
Knives or Other Cutting Instruments	245	18	91	30	23	26	11	58	13	18	107	13
Blunt or Other Dangerous Weapons	200	15	63	20	15	17	2	11	15	21	105	13
Hands, Fists, or Feet	510	39	9	3	33	38	0	0	38	53	430	52
TOTAL AGG. ASSAULT	1,319	1,000	308	100	87	100	19	100	72	100	833	100

"Figure 8A"



**BURGLARY**

**DEFINITION:** Burglary is defined as the unlawful entry of a structure to commit a felony or theft. This includes entry involving force of any kind, entry using no force, and attempted entry involving force of any kind.

**VOLUME:** During 1980, there were 5,952 burglaries reported in Alaska. Burglaries represented twenty-five percent of the total property crime and twenty-three percent of the total crime index offenses. Table 35 shows that the number remained about the same as the previous year.

**TREND:** During 1980, there were 1410.3 burglaries per 100,000 Alaskans. This is an increase of nine percent over the 1386.1 percent rate for 1979. Table 1 indicates a predicted rate of 1511.9 for 1981.

**NATURE OF BURGLARY:** In 1980, the majority of the burglaries involved forcible entry into a structure. The relative increase in forcible entries evidenced in 1979 continued during 1980 with an additional three percent increase in share.

Residential burglaries accounted for sixty-one percent of the incidents and non-residential for thirty-nine percent. Thirty-three percent of the burglaries occurred at night, nineteen percent during the day and forty-eight percent at an unknown time.

The average loss per burglary was \$786 and the total losses amounted to \$4,404,967. The greatest average loss occurred in residences during the daytime (\$1015) and the lowest average loss (\$327) occurred in non-residences during the day.

**CLEARANCE RATES:** During 1980, fifteen percent of the actual reported burglaries were cleared by an arrest. Six percent were cleared by juvenile arrests.

**TABLE 35**

**Burglary**

	Reported Offenses					% Change 1979-1980
	1976	1977	1978	1979	1980	
Statewide	4,538	5,634	5,659	5,930	5,952	0
Anchorage	1,653	2,050	2,192	2,642	2,857	+8
Fairbanks	421	329	335	332	384	+16
Juneau	187	188	147	140	128	-9
Ketchikan	155	171	228	174	175	+1
Rest of State	2,122	2,896	2,757	2,642	2,408	-9

**FIGURE 9**

**BURGLARY 1973-1980**

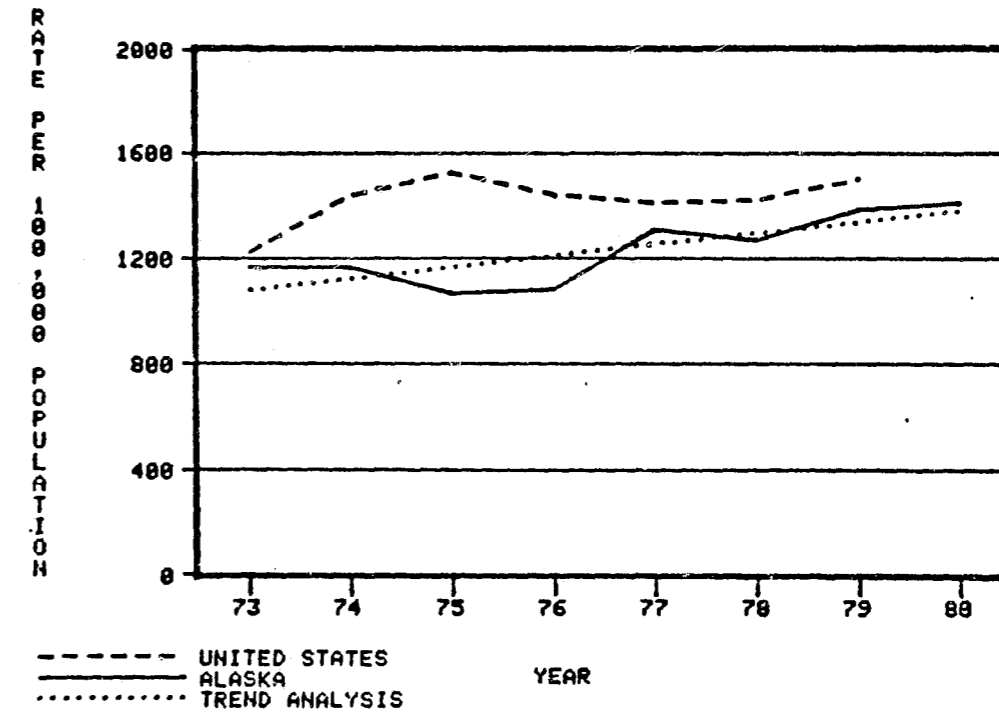


TABLE 36  
 Burglary  
 By Type of Entry  
 1980

	State		Anchorage		Fairbanks		Juneau		Ketchikan		Rest of State	
	Offense	Percent	Offenses	Percent	Offense	Percent	Offenses	Percent	Offenses	Percent	Offenses	Percent
Forcible Entry	3,733	67	1,889	72	192	50	72	61	95	55	1,485	64
Unlawful Entry	1,504	27	510	20	178	46	40	34	59	34	717	31
Attempted Forcible Entry	368	7	212	8	14	4	6	5	20	12	116	5
TOTAL BURGLARY	5,605	100	2,611	100	384	100	118	100	174	100	2,318	100

TABLE 37  
 Burglary  
 By Location and Time  
 1980

	State		Anchorage		Fairbanks		Juneau		Ketchikan		Rest of State	
	Offenses	Percent	Offenses	Percent	Offenses	Percent	Offenses	Percent	Offenses	Percent	Offenses	Percent
Residence												
Night	833	15	412	16	107	28	28	24	35	20	251	11
Day	951	17	581	22	71	19	8	7	26	15	265	11
Unknown	1,620	29	745	29	63	16	26	22	22	13	764	33
Total Residence	3,404	61	1,738	67	241	63	62	53	83	48	1,280	55
Non-Residence												
Night	1,021	18	402	15	80	21	27	23	61	35	451	20
Day	139	2	37	1	21	6	3	3	6	4	72	3
Unknown	1,041	19	434	17	42	11	26	22	24	14	515	22
Total Non-Residence	2,201	39	873	33	143	37	56	48	91	52	1,038	45
<b>TOTAL BURGLARIES</b>	<b>5,605</b>	<b>100</b>	<b>2,611</b>	<b>100</b>	<b>384</b>	<b>100</b>	<b>118</b>	<b>100</b>	<b>174</b>	<b>100</b>	<b>2,318</b>	<b>100</b>

TABLE 38  
Burglary  
Property Loss  
1980

	State		Anchorage		Fairbanks		Juneau		Ketchikan		Rest of State	
	Total Loss per Value	Offense	Total Loss per Value	Offense	Total Loss per Value	Offense	Total Loss per Value	Offense	Total Loss per Value	Offense	Total Loss per Value	Offense
Residence												
Night	\$584,880	\$702	\$336,335	\$816	\$92,132	\$861	\$4,306	\$154	\$4,386	\$125	\$147,721	\$589
Day	\$965,275	\$1,015	\$631,453	\$1,086	\$45,883	\$646	\$1,294	\$162	\$8,146	\$313	\$278,497	\$1,051
Unknown	\$1,526,048	\$942	\$752,929	\$1,011	\$78,690	\$1,249	\$5,852	\$225	\$7,315	\$332	\$681,262	\$892
Total Residence	\$3,076,203	\$903	\$1,720,717	\$990	\$216,705	\$899	\$11,452	\$185	\$19,847	\$239	\$1,107,482	\$865
Non-Residence												
Night	\$489,493	\$479	\$197,875	\$492	\$38,010	\$475	\$9,586	\$355	\$15,859	\$259	\$228,163	\$506
Day	\$45,500	\$327	\$9,896	\$267	\$11,045	\$526	\$100	\$33	\$1,550	\$258	\$22,909	\$318
Unknown	\$793,771	\$763	\$345,210	\$795	\$98,822	\$2,353	\$8,783	\$338	\$3,423	\$143	\$337,533	\$655
Total Non-Residence	\$1,328,764	\$604	\$552,981	\$633	\$147,877	\$1,034	\$18,469	\$330	\$20,832	\$229	\$588,605	\$567
TOTAL BURGLARIES	\$4,404,967	\$786	\$2,273,698	\$871	\$364,582	\$949	\$29,921	\$254	\$40,679	\$234	\$1,696,087	\$732

-40-



LARCENY/THEFT

DEFINITION: Larceny/theft is defined as the unlawful taking of property without the use of force, violence, or fraud. It includes crimes such as shoplifting, pocket-picking, purse snatching, theft of motor vehicle parts, and bicycle theft.

VOLUME: In 1980, there were 15,463 larceny/thefts reported in Alaska. Larcenies represented sixty-four percent of the total property crime and fifty-nine percent of the total crime index offenses. Table 39 shows that the number of reported larcenies decreased by only one percent.

TREND: During 1980, there were 3667.0 larcenies for every 100,000 Alaskans. This is an increase of one percent over the 3615.1 rate for 1979. Table 1 indicates a predicted rate of 3774.7 for 1981.

NATURE OF LARCENY/THEFT: During 1980, the majority of the larceny/thefts were from buildings (23%), from motor vehicles (19%) and shoplifting (16%). The average value of the property stolen was \$391 with total losses of \$5,860,874. Thefts from buildings had the greatest loss per offense with \$527. The lowest with \$69 was from coin operated machines.

CLEARANCE RATE: Twenty-three percent of the actual reported larceny/thefts were cleared by an arrest. Nine percent were cleared by juvenile arrests.

TABLE 39  
Larceny/Theft

	Reported Offenses					% Change 1979-1980
	1976	1977	1978	1979	1980	
Statewide	13,817	14,072	14,903	15,541	15,463	-1
Anchorage	6,483	6,446	6,836	7,833	7,534	-4
Fairbanks	1,958	1,474	1,498	1,560	1,628	+4
Juneau	489	391	423	420	453	+8
Ketchikan	537	610	695	561	644	+15
Rest of State	4,350	5,151	5,451	5,167	5,204	+1

FIGURE 10  
LARCENY/THEFT 1973-1980

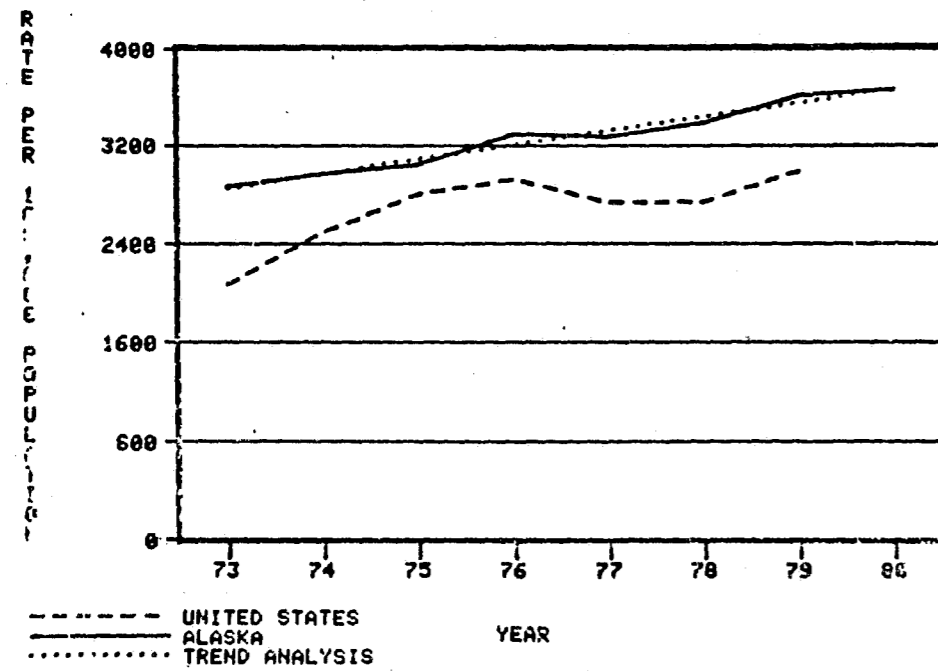


TABLE 40  
Larceny/Theft  
Offenses By Type  
1980

	State		Anchorage		Fairbanks		Juneau		Ketchikan		Rest of State	
	Offenses	Percent	Offenses	Percent	Offenses	Percent	Offenses	Percent	Offenses	Percent	Offenses	Percent
Pocket Pickings	64	0	18	0	0	0	2	0	6	1	38	1
Purse Snatchings	77	1	34	1	6	0	2	0	1	0	34	1
Shoplifting	2,423	16	1,665	23	350	22	53	12	69	11	206	6
From Motor Vehicles	2,798	19	1,456	20	329	20	82	19	110	18	821	17
Motor Vehicle Parts & Accessories	1,145	8	596	8	58	4	6	1	35	6	450	9
Bicycles	1,942	13	938	13	318	20	44	10	84	13	558	11
From Buildings	3,412	23	1,740	24	343	21	177	40	165	26	987	20
From Coin Operated Machines	44	0	29	0	2	0	2	0	2	0	9	0
All Others	3,079	21	846	12	215	13	71	16	155	25	1,792	36
Grand Total	14,984	100	7,322	100	1,621	100	439	100	627	100	4,975	100

-43-

TABLE 41  
Larceny/Theft  
Property Loss  
1980

	State		Anchorage		Fairbanks		Juneau		Ketchikan		Rest of State	
	Total Loss Per Value	Offense	Total Loss Per Value	Offense	Total Loss Per Value	Offense	Total Loss Per Value	Offense	Total Loss Per Value	Offense	Total Loss Per Value	Offense
Pocket Pickings	\$15,838	\$247	\$1,252	\$70	\$0	\$0	\$30	\$15	\$2,045	\$341	\$12,511	\$329
Purse Snatchings	\$25,674	\$333	\$1,333	\$39	\$11,752	\$1,959	\$95	\$47	\$230	\$230	\$12,264	\$361
Shoplifting	\$178,854	\$74	\$139,124	\$84	\$14,459	\$41	\$1,244	\$23	\$4,662	\$68	\$19,365	\$68
From Motor Vehicles	\$858,670	\$307	\$439,583	\$302	\$112,387	\$342	\$35,406	\$432	\$25,965	\$236	\$245,329	\$299
Motor Vehicle Parts & Accessories	\$233,297	\$204	\$100,119	\$168	\$12,814	\$221	\$2,492	\$415	\$3,042	\$87	\$114,830	\$255
Bicycles	\$174,918	\$90	\$47,550	\$51	\$47,928	\$151	\$6,802	\$155	\$11,409	\$136	\$61,229	\$110
From Buildings	\$1,796,610	\$527	\$96,984	\$555	\$184,318	\$537	\$87,197	\$493	\$66,603	\$404	\$492,508	\$499
From Coin Operated Machines	\$3,039	\$69	\$1,600	\$55	\$226	\$113	\$85	\$42	\$170	\$85	\$958	\$106
All Others	\$2,573,974	\$836	\$512,581	\$606	\$79,757	\$371	\$55,426	\$781	\$375,475	\$2,422	\$1,550,735	\$665
<b>TOTAL LARCENIES</b>	<b>\$5,860,874</b>	<b>\$391</b>	<b>\$2,209,116</b>	<b>\$302</b>	<b>\$463,641</b>	<b>\$286</b>	<b>\$188,777</b>	<b>\$430</b>	<b>\$489,601</b>	<b>\$781</b>	<b>\$2,509,739</b>	<b>\$504</b>

MOTOR VEHICLE THEFT

DEFINITION: Motor vehicle theft is defined as the theft or attempted theft of a motor vehicle.

VOLUME: In 1980, there were 2,813 motor vehicle thefts reported in Alaska. Motor vehicle thefts represent twelve percent of the total property crime and eleven percent of the total crime index offenses. Table 42 shows that the number of reported motor vehicle thefts decreased by only one percent in 1980.

TREND: During 1980, there were 602.5 motor vehicle thefts for every 100,000 Alaskans. This is a decrease of four percent from the 625.2 rate for 1978. Table 1 indicates a predicted rate of 556.0 for 1981.

NATURE OF MOTOR VEHICLE THEFTS: During 1980, forty-four percent of the motor vehicles stolen were automobiles, twenty-five percent trucks or buses and thirty-one percent other motor vehicles such as snowmobiles and motorcycles. The total value of the property stolen was \$5,345,102 with an average loss of \$2,132 per vehicle.

CLEARANCE RATE: In 1980, twenty-three percent of the actual reported motor vehicle thefts were cleared by an arrest. Five percent were cleared by juvenile arrests.

TABLE 42  
Motor Vehicle Theft

	Reported Offenses					% Change 1979-1980
	1976	1977	1978	1979	1980	
Statewide	3,047	3,370	3,018	2,846	2,813	-1
Anchorage	1,174	1,242	1,113	1,180	1,168	-1
Fairbanks	579	442	310	256	294	+15
Juneau	96	52	89	69	55	-20
Ketchikan	116	90	97	98	62	-37
Rest of State	1,082	1,544	1,409	1,243	1,234	-1

FIGURE 11  
MOTOR VEHICLE THEFT 1973-1980

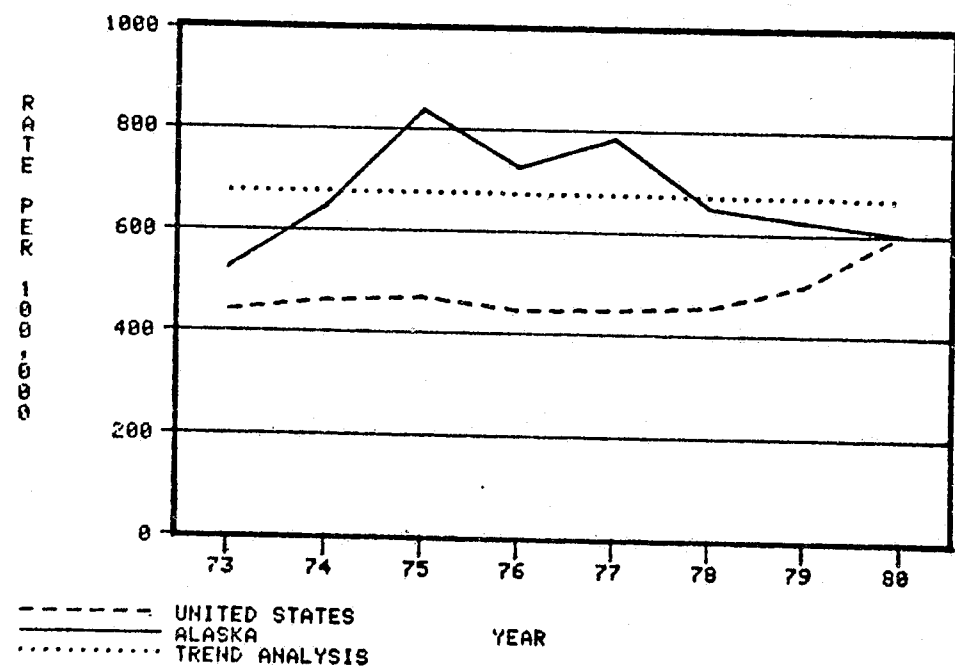


TABLE 43  
 Motor Vehicle Theft  
 By Type of Vehicle  
 1980

	State		Anchorage		Fairbanks		Juneau		Ketchikan		Rest of State	
	Offenses	Percent	Offenses	Percent	Offenses	Percent	Offenses	Percent	Offenses	Percent	Offenses	Percent
Automobiles	1,101	44	604	57	166	61	15	44	26	46	290	27
Trucks/Buses	615	25	245	23	48	18	14	41	22	39	286	26
Other Vehicles	791	32	206	20	59	22	5	15	8	14	513	47
TOTAL MV THEFT	2,507	100	1,055	100	273	100	34	100	56	100	1,089	100

PROPERTY STOLEN AND RECOVERED

Table 44 presents the value of the property which was stolen while Crime Index Offenses were being committed. It also shows the value of the goods which were recovered. Stolen motor vehicles accounted for thirty-four percent of the total value stolen. This category was followed by miscellaneous goods (32%), jewelry/precious metals (13%), currency/notes (7%), and T.V., radios, cameras (7%).

An analysis of the value of the property recovered shows that livestock had the greatest recovery rate (243%). This was followed by stolen motor vehicles (81%), miscellaneous goods (24%), firearms (22%), and office equipment (20%).

Overall, \$15,942,375 worth of goods were stolen. \$6,228,645 of these goods (39%) were recovered.

TABLE 44  
Value of Stolen and Recovered Property  
By Type of Property

	Stolen Property					
	Value			% of Total		
	1978	1979	1980	1978	1979	1980
Currency, Notes, etc.	1,161,873	1,313,070	1,125,173	8	9	7
Jewelry/Precious Metals	2,115,636	1,425,882	2,044,877	14	10	13
Clothing/Furs	226,185	255,584	357,800	1	2	2
Stolen Motor Vehicles	6,168,435	5,522,908	5,366,550	41	38	34
Office Equipment	86,917	76,844	68,068	1	0	0
TVs, Radios, Cameras, etc.	1,031,007	943,849	1,059,333	7	6	7
Firearms	323,186	371,005	395,066	2	3	2
Household Goods	219,933	224,440	333,182	1	2	2
Consumer Goods	117,651	149,915	115,982	1	1	1
Livestock	10,379	105,114	3,670	0	0	0
Miscellaneous	3,564,526	4,334,696	5,072,673	24	29	32
<b>TOTALS</b>	<b>15,025,728</b>	<b>14,723,387</b>	<b>15,942,375</b>	<b>100</b>	<b>100</b>	<b>100</b>
	Recovered Property					
	Value			% Recovered		
	1978	1979	1980	1978	1979	1980
Currency, Notes, etc.	105,934	277,761	102,181	9	21	9
Jewelry/Precious Metals	1,047,000	156,789	235,064	49	11	11
Clothing/Furs	37,104	27,310	57,924	16	11	16
Stolen Motor Vehicles	4,826,619	4,695,980	4,337,765	78	85	81
Office Equipment	10,955	9,131	13,912	13	12	20
TVs, Radios, Cameras, etc.	115,599	155,408	132,977	11	16	13
Firearms	53,531	65,795	86,215	17	23	22
Household Goods	15,671	15,953	19,523	7	7	6
Consumer Goods	21,635	20,250	13,772	18	13	12
Livestock	3,450	485	8,903	33	0	243
Miscellaneous	751,958	1,084,117	1,220,409	21	25	24
<b>TOTALS</b>	<b>6,989,456</b>	<b>6,528,929</b>	<b>6,228,645</b>	<b>47</b>	<b>44</b>	<b>39</b>



## PART II CRIMES

Table 45 presents an analysis of the Part I and Part II crimes reported to the Alaska State Troopers from 1976 through 1980. During 1980, Part II crimes accounted for 50% of the reported crimes.

Those crimes which account for the majority of the Part II crimes are Driving While Intoxicated (13%), Vandalism (11%), Other Assaults (5%), and Other Offenses (7%).

The offense categories in 1980 which increased their proportionate share of the number of crimes from 1979 were Vandalism (+3%), Liquor Laws (+2%), Other Offenses (+2%), and Disorderly Conduct (+1%). Proportionate decreases of 1% each occurred with Embezzlement and Fraud, Stolen Property, Drug Offenses, and Driving While Intoxicated.

Table 46 presents the distribution of offenses reported to the Juneau and Ketchikan Police Departments. Part II crimes accounted for 74% of the reported offenses in 1980.

During 1980, those offenses which accounted for the largest proportions in both Juneau and Ketchikan were Disorderly Conduct, Vandalism, and Other Offenses. All three offenses increased their proportionate share of the total in Juneau by 1%. In Ketchikan, the shares for Vandalism and Disorderly Conduct increased 3% and 1% respectively while the share of Other Offenses decreased 3%. Other offense categories which exhibited increased shares of 1% were Sex Offenses in Juneau and Weapons and Embezzlement/Fraud in Ketchikan.

The crime category with the largest proportionate share decreases was Liquor Laws (-3%) in Juneau. Other Offenses (-3%) and Drug Offenses (-2%) were the leading share decreases in Ketchikan.

TABLE 45  
ALASKA STATE TROOPERS  
Reported Part I and Part II Offenses  
1976 - 1980

	Offenses					Percentage				
	1976	1977	1978	1979	1980	1976	1977	1978	1979	1980
Total Part I Offenses	7,087	7,480	6,581	5,064	4,249	54	55	56	53	50
Negligent Homicide	97	87	2	1	6	1	1	0	0	0
Other Assaults	686	668	589	511	425	5	5	5	5	5
Forgery & Counterfeiting	63	142	78	64	34	0	1	1	0	0
Embezzlement & Fraud	249	225	231	251	161	2	2	2	3	2
Stolen Property	49	64	56	43	17	0	0	0	1	0
Weapons	245	216	195	153	149	2	2	2	2	2
Prostitution & Vice	11	8	3	0	2	0	0	0	0	0
Sex Offenses	125	132	158	1	94	1	1	1	1	1
Offenses Against Family	43	37	36	40	31	0	0	0	0	0
Narcotics/Drugs	344	322	313	250	196	3	2	3	3	2
Liquor Laws	149	138	140	217	330	1	1	1	2	4
Disorderly Conduct	144	106	113	89	128	1	1	1	1	2
Gambling	6	3	2	2	1	0	0	0	0	0
Driving While Intoxicated	1,403	1,629	1,275	1,303	1,060	11	12	11	14	13
Vandalism	1,101	1,196	1,071	792	895	8	9	9	8	11
Arson	69	81	61	68	51	1	1	1	1	1
Other Offenses	1,184	1,023	845	514	601	9	7	7	5	7
Total Part II Offenses	5,968	6,077	5,167	4,421	4,181	46	45	44	47	50
TOTAL PART I & II OFFENSES	13,055	13,557	11,748	9,485	8,430	100	100	100	100	100

TABLE 46  
Reported Part I and Part II Offenses  
1976 - 1980

	JUNEAU										KETCHIKAN			
	Offenses					Percentage					Offenses		Percentage	
	1976	1977	1978	1979	1980	1976	1977	1978	1979	1980	1979	1980	1979	1980
Total Part I Offenses	892	623	701	683	670	33	22	25	26	24	942	968	28	25
Negligent Homicide	0	0	3	0	0	0	0	0	0	0	0	0	0	0
Other Assaults	60	244	174	173	181	2	8	6	7	7	159	182	5	5
Forgery & Counterfeiting	13	19	11	16	12	0	1	0	1	0	9	17	0	0
Embezzlement & Fraud	17	40	44	75	61	1	1	2	3	2	130	191	4	5
Stolen Property	9	8	10	2	2	0	0	0	0	0	4	5	0	0
Weapons	14	25	23	37	34	1	1	1	1	1	48	57	1	2
Prostitution & Vice	6	0	0	0	1	0	0	0	0	0	8	2	0	0
Sex Offenses	12	16	15	28	41	0	1	1	1	1	45	52	1	1
Offenses Against Family	22	8	7	17	16	1	0	0	1	1	10	3	0	0
Narcotics/Drugs	107	52	52	31	54	4	2	2	1	2	81	51	3	1
Liquor Laws	277	253	231	201	296	10	9	8	8	11	276	328	8	9
Disorderly Conduct	532	836	641	631	638	20	29	23	24	23	502	592	15	16
Gambling	0	0	0	0	0	0	0	0	0	0	1	0	0	0
Driving While Intoxicated	161	153	134	106	105	6	5	5	4	4	92	127	3	3
Vandalism	303	260	256	261	273	11	9	9	10	10	350	502	10	13
Arson	6	3	2	6	2	0	0	0	0	0	9	15	0	0
Other Offenses	258	343	469	324	363	10	12	17	13	13	733	706	22	19
Total Part II Offenses	1,797	2,260	2,072	1,908	2,079	67	78	75	74	76	2,457	2,830	72	75
TOTAL PART I & II OFFENSES	2,689	2,883	2,773	2,591	2,749	100	100	100	100	100	3,399	3,798	100	100

-51-

CLEARANCE RATES  
PART I OFFENSES

During 1980, twenty-four percent of the actual reported Part I crimes were cleared by arrest. An indication of which crimes are cleared more often is shown by Table 47. Murder and aggravated assault categories had clearance rates of 64% and 61% respectively while burglary exhibited only 15%. In sub-category analysis, robbery with other dangerous weapons was cleared more often than other robberies while thefts of other vehicles were cleared more often than thefts of autos, trucks, and buses. Under burglary, attempted forcible entry was cleared less often than other types of burglary.

TABLE 47  
State of Alaska  
Clearance Rates  
Part I Offenses  
1980

	Actual Offenses	Offenses Cleared	Percent Cleared
Murder/Non-Negligent Manslaughter	39	25	64
Forcible Rape	262	106	40
Rape by Force	210	82	39
Attempts to Commit Forcible Rape	52	24	46
Robbery	360	82	23
Firearm	145	37	26
Knife or Cutting Instrument	36	7	19
Other Dangerous Weapon	30	9	30
Strong-arm (hands, fist, feet, etc.)	149	29	19
Aggravated Assault	1,319	805	61
Firearm	364	207	57
Knife or Cutting Instrument	245	145	59
Other Dangerous Weapon	200	121	61
Strong-arm (hands, fist, feet, etc.)	510	332	65
Burglary	5,605	834	15
Forcible Entry	3,733	576	15
Unlawful Entry w/No Force	1,504	235	16
Attempted Forcible Entry	368	23	6
Larceny/Theft	14,984	3,492	23
Motor Vehicle Theft	2,507	568	23
Autos	1,101	178	16
Trucks and Buses	615	155	25
Other Vehicles	791	235	30
<b>TOTAL PART I OFFENSES</b>	<b>25,084</b>	<b>5,918</b>	<b>24</b>

CLEARANCE RATES

PART II OFFENSES

Table 48 shows that the Troopers made arrests in 1980 in 66% of the actual Part II crimes which were reported to them. Those offenses with the highest clearance rates were Gambling (100%), Driving While Intoxicated (99%), Drunkenness/Disorderly Conduct (93%), and Negligent Homicide (83%). Those offenses with the lowest rates were Prostitution and Vice (0%), Vandalism (28%), and Sex Offenses (42%).

The 1980 Part II clearance rate for the Juneau Police Department was 22%. The highest clearance rates were for Driving While Intoxicated (99%), Liquor Laws (55%), and Arson (50%). The lowest rates were for Offenses Against Family (0%), Stolen Property (0%), Prostitution and Vice (0%), and Disorderly Conduct (7%).

The 1980 Part II clearance rate for the Ketchikan Police Department was 30%. The highest clearance rates were for Embezzlement and Fraud (100%), Driving While Intoxicated (76%), and Liquor Laws (64%). The lowest rates were for Offenses Against Family (0%), Prostitution and Vice (0%), Vandalism (13%), and Sex Offenses (10%).

TABLE 48  
Clearance Rates  
(Percentage Cleared)  
1977 -1980

	Alaska State Troopers				Juneau P.D.			Ketchikan P.D.	
	1977	1978	1979	1980	1978	1979	1980	1979	1980
Negligent Homicide	74	100	100	83	67	0	0	0	0
Other Assaults	64	43	72	77	27	30	21	39	52
Forgery & Counterfeiting	50	56	57	64	44	36	42	11	19
Embezzlement & Fraud	45	49	44	56	43	27	21	20	51
Stolen Property	73	81	79	59	100	0	0	100	20
Weapons	72	79	81	82	24	22	42	41	46
Prostitution & Vice	88	67	0	0	0	0	0	37	0
Sex Offenses	45	51	46	42	27	11	10	19	10
Offenses Against Family	48	44	51	66	0	0	0	0	0
Drug Abuse	85	87	89	73	100	61	72	38	34
Liquor Laws	87	87	95	79	90	66	83	63	71
Disorderly Conduct	89	96	95	93	7	8	7	26	26
Gambling	33	100	0	100	0	0	0	0	0
Driving While Intoxicated	99	99	99	99	97	100	99	97	76
Vandalism	16	17	21	28	14	20	12	11	13
Arson	25	21	27	20	0	17	50	29	23
Other Offenses	39	43	48	51	32	17	23	23	16
TOTAL PART II OFFENSES	60	72	68	66	37	29	30	29	32

ARSON

Table 49 provides a summary of arsons reported in 1980. This is the first full year of reporting detail on the offense of arson. While classified nationally as a Part I Offense, we have continued to include statistics on Arson in the Part II category for 1980. Unless the 1980 national statistics are better clarified as to the inclusion of Arson both as a Part I offense and as a Crime Index Offense, changes in its reporting classification for Crime in Alaska will not change until 1982.

TABLE 49

Arson  
By Property Classification  
Statewide  
1980

1		2	3	4	5	6	7	8
PROPERTY CLASSIFICATION		Offenses Reported or Known to Police (Include Unfounded and Attempts)	Unfounded i.e. False or Baseless Complaints	Number of Actual Offenses (Column 2 Minus Column 3 Include Attempts)	Total Offenses Cleared by Arrest or Exceptional Means (Include Column 6)	Number of Clearances Involving Only Persons Under 18 Years of Age	Offenses Where Structures Uninhabited Abandoned, or not Normally in Use	Estimated Value of Property Damage
STRUCTURAL	A. Single Occupancy Residential: Houses, Townhouses, Duplexes, etc.	56	17	39	5	2	4	\$ 389,750
	B. Other Residential: Apartments, Tenements, Flats, Hotels, Motels, Inns, Dormitories, Boarding Houses, etc.	38	6	32	7	1	3	\$ 191,025
	C. Storage: Barns, Garages, Warehouses, etc.	10		10				\$ 32,850
	D. Industrial/Manufacturing	3	2	1	1			\$ 100
	E. Other Commercial: Stores, Restaurants, Offices, etc.	24	3	21	3			\$ 123,000
	F. Community/Public: Churches, Jails, Schools, Colleges, Hospitals, etc.	27	3	24	14	10	1	\$ 110,770
	G. All Other Structure: Out Buildings, Monuments, Buildings Under Construction, etc.	9	1	8	2	1	1	\$ 114,150
	TOTAL STRUCTURE	167	32	135	32	14	9	\$ 961,715
MOBILE	H. Motor Vehicles: Automobiles, Trucks, Buses, Motorcycles, etc.: UCR Definition	63	2	61	2	1		\$ 144,825
	I. Other Mobile Property: Trailers, Recreational Vehicles, Airplanes, Boats, etc.	8		8	1			\$ 153,500
	TOTAL MOBILE	71	2	69	3	1		\$ 298,325
J. TOTAL OTHER Cross, Timber, Fences, Signs, etc.		62	4	58	3	2		\$ 8,490
GRAND TOTAL		300	38	262	38	17	9	\$ 1,268,530

APPREHENSION

During 1980, a total of 16,102 arrests were reported by Alaska's law enforcement agencies. The following table shows which offenses accounted for the majority of the statewide arrests.

Tables 51 through 54 present the arrest distributions for each of the major cities in Alaska. The ordering of the crime categories varies from city to city.

Of the 16,102 arrests made during 1980, 2,889 (18%) involved females and 13,213 (82%) males. Tables 55 and 56 show the most frequently reported arrests of males and females.

Tables 57 through 59 present the most frequent arrests for each of the major age groupings. The "Under 18" age group accounts for 5,569 (35%), the "18-24" age group for 4,634 (29%), and the "25 and Over" age group for 5,899 (37%).

Tables 60 through 63 present analyses of the persons arrested by race. Overall, whites accounted for 9,693 (60%) of the arrests, blacks for 579 (4%), natives for 5,797 (36%), and Asians for 33.

TABLE 50

State of Alaska

Most Frequent Arrests

1980

CRIME	NUMBER OF ARRESTS	PERCENT OF TOTAL ARRESTS
Larceny - Theft	2,600	16%
Driving under Influence	2,575	16%
Liquor Laws	2,346	15%
Disorderly Conduct	1,457	9%
All Other Offenses	1,336	8%
Burglary	921	6%
Other Assaults	803	5%
Aggravated Assault	780	5%
Vandalism	739	5%



**CONTINUED**

**1 OF 3**

TABLE 51

## ANCHORAGE POLICE DEPARTMENT

## MOST FREQUENT ARRESTS

1980

CRIME	NUMBER OF ARRESTS	PERCENT OF TOTAL ARRESTS
Larceny - Theft	1,239	29%
Disorderly Conduct	517	12%
All Other Offenses	482	11%
Driving Under the Influence	326	8%
Other Assaults	311	7%
Burglary	236	5%

TABLE 52

## FAIRBANKS POLICE DEPARTMENT

## MOST FREQUENT ARRESTS

1980

CRIME	NUMBER OF ARRESTS	PERCENT OF TOTAL ARRESTS
Larceny - Theft	468	23%
Liquor Laws	385	19%
Driving Under the Influence	255	13%
Disorderly Conduct	201	10%
All Other Offenses	145	7%
Aggravated Assault	106	5%

TABLE 54

## KETCHIKAN POLICE DEPARTMENT

## MOST FREQUENT ARRESTS

1980

CRIME	NUMBER OF ARRESTS	PERCENT OF TOTAL ARRESTS
Disorderly Conduct	214	24%
Liquor Laws	144	16%
Larceny - Theft	124	14%
Driving Under the Influence	91	10%
Vandalism	62	7%
Aggravated Assault	59	7%

TABLE 53

## JUNEAU POLICE DEPARTMENT

## MOST FREQUENT ARRESTS

1980

CRIME	NUMBER OF ARRESTS	PERCENT OF TOTAL ARRESTS
Liquor Laws	260	32%
Driving Under the Influence	88	11%
Larceny - Theft	80	10%
All Other Offenses	58	7%
Disorderly Conduct	52	6%
Other Assaults	44	5%

TABLE 55

## Most Frequent Female Arrests

Statewide - 1980

	No. of Arrests	Percentage of Female Arrests
Larceny-Theft	622	22%
Liquor Laws	601	21%
Driving Under Influence	335	12%
Disorderly Conduct	265	9%
All Other Offenses	210	7%
Curfew & Loitering	174	6%

TABLE 56

## Most Frequent Male Arrests

	No. of Arrests	Percentage of Male Arrests
Driving Under Influence	2,240	17%
Larceny-Theft	1,978	15%
Liquor Laws	1,745	13%
Disorderly Conduct	1,192	9%
All Other Offenses	1,126	9%
Burglary	871	7%
Aggravated Assault	712	5%
Other Assaults	685	5%
Vandalism	673	5%

TABLE 57  
Most Frequent "Under 18" Arrests  
Statewide - 1980

	Number of Arrests	Percentage of "Under 18" Arrests
Larceny-Theft	1,557	28%
Liquor Laws	1,175	21%
Burglary	563	10%
Curfew & Loitering	405	7%
All Other Offenses	367	7%
Vandalism	321	6%
Drug Abuse	296	5%

TABLE 58  
Most Frequent "18 to 24" Arrests  
Statewide - 1980

	Number of Arrests	Percentage of "18 to 24" Arrests
Driving Under Influence	732	16%
Liquor Laws	677	15%
Disorderly Conduct	586	13%
Larceny-Theft	568	12%
All Other Offenses	405	9%
Aggravated Assault	281	6%
Burglary	271	6%
Other Assaults	255	6%

TABLE 59  
Most Frequent "25 and Over" Arrests  
Statewide - 1980

	Number of Arrests	Percentage of "25 and Over" Arrests
Driving Under Influence	1,752	30%
Disorderly Conduct	768	13%
All Other Offenses	564	10%
Liquor Laws	494	8%
Larceny-Theft	475	8%
Other Assaults	434	7%
Aggravated Assaults	417	7%

TABLE 60  
Most Frequent Arrests By Race  
Statewide - White - 1980

	No. of Arrests	Percentage of White Arrests
Driving Under Influence	1,997	21%
Larceny-Theft	1,812	19%
Liquor Laws	993	10%
All Other Offenses	790	8%
Disorderly Conduct	700	7%
Burglary	558	6%
Drug Abuse	440	5%

TABLE 61  
Statewide - Black - 1980

	No. of Arrests	Percentage of Black Arrests
Larceny-Theft	168	29%
Driving Under Influence	55	10%
Aggravated Assault	49	8%
All Other Offenses	47	8%
Burglary	40	7%
Disorderly Conduct	38	7%
Other Assaults	36	6%
Vandalism	27	5%

TABLE 62  
Statewide - Native - 1980

	No. of Arrests	Percentage of Indian Arrests
Liquor Laws	1,342	23%
Disorderly Conduct	712	12%
Larceny-Theft	615	11%
Driving Under Influence	515	9%
All Other Offenses	499	9%
Aggravated Assault	365	6%
Other Assaults	331	6%
Burglary	322	6%
Vandalism	280	5%

TABLE 63  
Statewide - Asian - 1980

	No. of Arrests	Percentage of Asian Arrests
Driving Under Influence	8	24%
Disorderly Conduct	7	21%
Aggravated Assault	6	18%
Larceny-Theft	5	15%
Liquor Laws	2	6%

Tables 64 through 70 present detailed breakdowns of the arrests made in Alaska during 1979.

Table	Jurisdiction	Breakdown
64	Statewide	Offense and Age
65	Statewide	Offense and Race
66	Statewide	Offense and Sex
67	Anchorage Police Dept.	Offense and Age
68	Fairbanks Police Dept.	Offense and Age
69	Juneau Police Dept.	Offense and Age
70	Ketchikan Police Dept.	Offense and Age

TABLE 64

STATE OF ALASKA - ARRESTS BY AGE - 1980

OFFENSE	Under 18	18 to 24	25 & Over	Row Total
MURDER	Count - 2 Row % - 8 Column % - *	5 21 *	17 71 *	24 100 *
NEGLIGENT MANSLAUGHTER		2 40 *	3 60 *	5 100 *
FORCIBLE RAPE	7 8 *	31 37 1	45 54 1	83 100 1
ROBBERY	25 28 *	40 45 1	23 26 *	88 100 1
AGGRAVATED ASSAULT	82 11 1	281 36 6	417 53 7	780 100 5
BURGLARY	563 61 10	271 29 6	87 9 1	921 100 6
LARCENY/THEFT	1,557 60 28	568 22 12	475 18 8	2,600 100 16
MOTOR VEHICLE THEFT	173 61 3	81 29 2	30 11 1	284 100 2
OTHER ASSAULTS	114 14 2	255 32 6	434 54 7	803 100 5
ARSON	27 75 *	3 8 *	6 17 *	36 100 *
FORGERY & COUNTERFEIT	20 30 *	24 36 1	23 34 *	67 100 *
FRAUD	36 12 1	77 25 2	196 63 3	309 100 2
EMBEZZLEMENT	10 59 *	4 24 *	3 18 *	17 100 *
STOLEN PROPERTY	16 40 *	20 50 *	4 10 *	40 100 *
VANDALISM	321 43 6	228 31 5	190 26 3	739 100 5
WEAPONS	48 16 1	117 39 3	138 46 2	303 100 2

STATE OF ALASKA - ARRESTS BY AGE - 1980

OFFENSE	Under 18	18 to 24	25 & Over	Row Total
PROSTITUTION	Count - 6 Row % - 10 Column % - *	42 70 1	12 20 *	60 100 *
SEX OFFENSES	15 10 *	45 29 1	96 62 2	156 100 1
DRUG ABUSE	296 56 5	130 24 3	107 20 2	533 100 3
GAMBLING			9 100 *	9 100 *
OFFENSES AGAINST FAMILY		10 63 *	6 38 *	16 100 *
DRIVING UNDER THE INFLUENCE	91 4 2	732 28 16	1,752 68 30	2,575 100 16
LIQUOR LAWS	1,175 50 21	677 29 15	494 21 8	2,346 100 15
DISORDERLY CONDUCT	103 7 2	586 40 13	768 53 13	1,457 100 9
ALL OTHER OFFENSES	367 27 7	405 30 9	564 42 10	1,336 100 8
CURFEW AND LOITERING	405 100 7			405 100 3
RUNAWAYS	110 100 2			110 100 1
PART I	COUNT - 2,409 ROW % - 50 COLUMN % - 43	1,277 27 28	1,094 23 19	4,780 100 30
PART II	COUNT - 3,160 ROW % - 28 COLUMN % - 57	3,357 30 72	4,805 42 81	11,322 100 70
TOTAL	COUNT - 5,569 ROW % - 35 COLUMN % - 100	4,634 29 100	5,899 37 100	16,102 100 100

STATE OF ALASKA - ARRESTS BY RACE - 1980

OFFENSE	WHITE	BLACK	NATIVE	ASIAN	ROW TOTAL
MURDER	Count - 8 Row % - 33 Column % - *		16 67 *		24 100 *
NEGLIGENT MANSLAUGHTER	1 20 *		3 60 *	1 20 3	5 100 *
FORCIBLE RAPE	29 35 *	10 12 2	44 53 1		83 100 1
ROBBERY	47 53 *	15 17 3	26 30 *		88 100 1
AGGRAVATED ASSAULT	360 46 4	49 6 8	365 47 6	6 1 18	780 100 5
BURGLARY	558 61 6	40 4 7	322 35 6	1 * 3	921 100 6
LARCENY/THEFT	1,812 70 19	168 6 29	615 24 11	5 * 15	2,600 100 16
HYTOR VEHICLE THEFT	186 65 2	7 2 1	91 32 2		284 100 2
OTHER ASSAULTS	435 54 4	36 4 6	331 41 6	1 * 3	803 100 5
ARSON	27 75 *		9 25 *		36 100 *
FORGERY & COUNTERFEIT	47 70 *	5 7 1	15 22 *		67 100 *
FRAUD	162 52 2	10 3 2	136 44 2	1 * 3	309 100 2
EMBEZZLEMENT	15 88 *	1 6 *	1 6 *		17 100 *
STOLEN PROPERTY	31 78 *	2 5 *	7 18 *		40 100 *
VANDALISM	432 58 4	27 4 5	280 38 5		739 100 5
WEAPONS	165 54 2	13 4 2	124 41 2	1 * 3	303 100 2

STATE OF ALASKA - ARRESTS BY RACE - 1980

OFFENSE	WHITE	BLACK	NATIVE	ASIAN	ROW TOTAL
PROSTITUTION	Count - 36 Row % - 60 Column % - *	16 27 3	8 13 *		60 100 *
SEX OFFENSES	74 47 1	8 5 1	74 47 1		156 100 1
DRUG ABUSE	440 83 5	18 3 3	75 14 1		533 100 3
GAMBLING	9 100 *				9 100 *
OFFENSES AGAINST FAMILY	7 44 *	1 6 *	8 50 *		16 100 *
DRIVING UNDER THE INFLUENCE	1,997 78 21	55 2 10	515 20 9	8 * 24	2,575 100 16
LIQUOR LAWS	993 42 10	9 * 2	1,342 57 23	2 * 6	2,346 100 15
DISORDERLY CONDUCT	700 48 7	38 3 7	712 49 12	7 * 21	1,457 100 9
ALL OTHER OFFENSES	790 59 8	47 4 8	499 37 9		1,336 100 8
CURFEW AND LOITERING	247 61 3	4 1 1	154 38 3		405 100 3
RUNAWAYS	85 77 1		25 23 *		110 100 1
PART I	COUNT - 3,000 ROW % - 63 COLUMN % - 31	289 6 50	1,479 31 26	12 * 36	4,780 100 30
PART II	COUNT - 6,693 ROW % - 59 COLUMN % - 69	290 3 50	4,318 38 74	21 * 64	11,322 100 70
TOTAL	COUNT - 9,693 ROW % - 60 COLUMN % - 100	579 4 100	5,797 36 100	33 * 100	16,102 100 100

TABLE 66

## STATE OF ALASKA - ARREST BY SEX - 1980

OFFENSE	MALE	FEMALE	ROW TOTAL
MURDER	Count - 23 Row % - 96 Column % - *	1 4 *	24 100 *
NEGLIGENT MANSLAUGHTER	5 100 *		5 100 *
FORCIBLE RAPE	83 100 1		83 100 1
ROBBERY	82 93 1	6 7 *	88 100 1
AGGRAVATED ASSAULT	712 91 5	68 9 2	780 100 5
BURGLARY	871 95 7	50 5 2	921 100 6
LARCENY/THEFT	1,978 76 15	622 24 22	2,600 100 16
MAJOR VEHICLE THEFT	257 90 2	27 10 1	284 100 2
OTHER ASSAULTS	685 85 5	118 15 4	803 100 5
ARSON	32 89 *	4 11 *	36 100 *
FORGERY & COUNTERFEIT	44 66 *	23 34 1	67 100 *
FRAUD	230 74 2	79 26 3	309 100 2
EMBEZZLEMENT	13 76 *	4 24 *	17 100 *
STOLEN PROPERTY	40 100 *		40 100 *
VANDALISM	673 91 5	66 9 2	739 100 5
WEAPONS	287 95 2	16 5 1	303 100 2

## STATE OF ALASKA - ARREST BY SEX - 1980

OFFENSE	MALE	FEMALE	ROW TOTAL
PROSTITUTION	Count - 6 Row % - 10 Column % - *	54 90 2	60 100 *
SEX OFFENSES	146 94 1	10 6 *	156 100 1
DRUG ABUSE	461 86 3	72 14 2	533 100 3
GAMBLING	6 67 *	3 33 *	9 100 *
OFFENSES AGAINST FAMILY	11 69 *	5 31 *	16 100 *
DRIVING UNDER THE INFLUENCE	2,240 87 17	335 13 12	2,575 100 16
LIQUOR LAWS	1,745 74 13	601 26 21	2,346 100 15
DISORDERLY CONDUCT	1,192 82 9	265 18 9	1,457 100 9
ALL OTHER OFFENSES	1,126 84 9	210 16 7	1,336 100 8
CURFEW AND LOITERING	231 57 2	174 43 6	405 100 3
RUNAWAYS	34 31 *	76 69 3	110 100 1
PART I	COUNT - 4,006 ROW % - 84 COLUMN % - 30	774 16 27	4,780 100 30
PART II	COUNT - 9,207 ROW % - 81 COLUMN % - 70	2,115 19 73	11,322 100 70
TOTAL	COUNT - 13,213 ROW % - 82 COLUMN % - 100	2,889 18 100	16,102 100 100

TABLE 67

ANCHORAGE POLICE DEPARTMENT - ARRESTS BY AGE - 1980

OFFENSE	Under 18	18 to 24	25 & Over	Row Total
MURDER	Count - 1 Row % - 13 Column % - *	1 13 *	6 75 *	8 100 *
NEGLIGENT MANSLAUGHTER				
FORCIBLE RAPE		6 35 1	11 65 1	17 100 *
ROBBERY	16 31 1	23 44 2	13 25 1	52 100 1
AGGRAVATED ASSAULT	13 11 1	42 36 4	62 53 4	117 100 3
BURGLARY	162 69 8	42 18 4	32 14 2	236 100 5
LARCENY/THEFT	928 75 48	161 13 17	150 12 11	1,239 100 29
MOTOR VEHICLE THEFT	66 67 3	22 22 2	11 11 1	99 100 2
OTHER ASSAULTS	40 13 2	102 33 10	169 54 12	311 100 7
ARSON	9 82 *		2 18 *	11 100 *
FORGERY & COUNTERFEIT	3 25 *	4 33 *	5 42 *	12 100 *
FRAUD	24 16 1	32 22 3	91 62 7	147 100 3
EMBEZZLEMENT	8 89 *	1 11 *		9 100 *
STOLEN PROPERTY		3 100 *		3 100 *
VANDALISM	58 36 3	38 24 4	65 40 5	161 100 4
WEAPONS	15 22 1	21 31 2	31 46 2	67 100 2

ANCHORAGE POLICE DEPARTMENT - ARRESTS BY AGE - 1980

OFFENSE	Under 18	18 to 24	25 & Over	Row Total
PROSTITUTION	Count - 6 Row % - 11 Column % - *	39 72 4	9 17 1	54 100 1
SEX OFFENSES	6 55 *	2 18 *	3 27 *	11 100 *
DRUG ABUSE	143 80 7	20 11 -2	15 8 1	178 100 4
GAMBLING				
OFFENSES AGAINST FAMILY		1 33 *	2 67 *	3 100 *
DRIVING UNDER THE INFLUENCE	14 4 1	106 33 11	206 63 15	326 100 8
LIQUOR LAWS	81 51 4	23 14 2	56 35 4	160 100 4
DISORDERLY CONDUCT	49 9 3	196 38 20	272 53 20	517 100 12
ALL OTHER OFFENSES	213 44 11	88 18 9	181 38 13	482 100 11
CURFEW AND LOITERING	72 100 4			72 100 2
RUNAWAYS				
PART I	COUNT - 1,186 ROW % - 67 COLUMN % - 62	297 17 31	285 16 20	1,768 100 41
PART II	COUNT - 741 ROW % - 29 COLUMN % - 38	676 27 69	1,107 44 80	2,524 100 59
TOTAL	COUNT - 1,927 ROW % - 45 COLUMN % - 100	973 23 100	1,392 32 100	4,292 100 100



TABLE 68

FAIRBANKS POLICE DEPARTMENT - ARRESTS BY AGE - 1980

OFFENSE	Under 18	18 to 24	25 & Over	Row Total
MURDER Count - Row % - Column % -				
NEGLIGENT MANSLAUGHTER				
FORCIBLE RAPE			3 100 *	3 100 *
ROBBERY		7 54 1	6 46 1	13 100 1
AGGRAVATED ASSAULT	11 10 2	33 31 5	62 58 7	106 100 5
BURGLARY	24 41 5	29 50 4	5 9 1	58 100 3
LARCENY/THEFT	212 45 44	121 26 18	135 29 15	468 100 23
MOTOR VEHICLE THEFT	13 62 3	8 38 1		21 100 1
OTHER ASSAULTS	2 5 *	11 25 2	31 70 4	44 100 2
ARSON	2 100 *			2 100 *
FORGERY & COUNTERFEIT	2 29 *	3 43 *	2 29 *	7 100 *
FRAUD		14 30 2	32 70 4	46 100 2
EMBEZZLEMENT			1 100 *	1 100 *
STOLEN PROPERTY				
VANDALISM	25 37 5	30 45 5	12 18 1	67 100 3
WEAPONS	4 11 1	17 47 3	15 42 2	36 100 2

FAIRBANKS POLICE DEPARTMENT - ARRESTS BY AGE - 1980

OFFENSE	Under 18	18 to 24	25 & Over	Row Total
PROSTITUTION Count - Row % - Column % -			2 100 *	2 100 *
SEX OFFENSES	2 2 *	27 30 4	60 67 7	89 100 4
DRUG ABUSE	10 36 2	7 25 1	11 39 1	28 100 1
GAMBLING				
OFFENSES AGAINST FAMILY			2 100 *	2 100 *
DRIVING UNDER THE INFLUENCE	9 3 2	93 35 14	163 62 19	265 100 13
LIQUOR LAWS	120 31 25	125 32 19	140 36 16	385 100 19
DISORDERLY CONDUCT	11 5 2	96 48 15	94 47 11	201 100 10
ALL OTHER OFFENSES	21 14 4	50 34 8	74 51 9	145 100 7
CURFEW AND LOITERING				
RUNAWAYS	15 100 3			15 100 1
PART I COUNT - ROW % - COLUMN % -	260 39 54	198 30 30	211 32 25	669 100 34
PART II COUNT - ROW % - COLUMN % -	223 17 46	463 35 70	639 48 75	1,325 100 66
TOTAL COUNT - ROW % - COLUMN % -	483 24 100	661 33 100	850 43 100	1,994 100 100

TABLE 69

JUNEAU POLICE DEPARTMENT - ARRESTS BY AGE - 1980

OFFENSE	Under 18	18 to 24	25 & Over	Row Total
MURDER	Count - Row % - Column % -	2 100 1		2 100 *
NEGLIGENT MANSLAUGHTER				
FORCIBLE RAPE		2 100 1		2 100 *
ROBBERY		2 100 1		2 100 *
AGGRAVATED ASSAULT	2 13 1	5 31 2	9 56 4	16 100 2
BURGLARY	21 64 6	11 33 5	1 3 *	33 100 4
LARCENY/THEFT	45 56 12	23 29 10	12 15 6	80 100 10
MOTOR VEHICLE THEFT	6 35 2	9 53 4	2 12 1	17 100 2
OTHER ASSAULTS	10 23 3	15 34 6	19 43 9	44 100 5
ARSON	2 100 1			2 100 *
FORGERY & COUNTERFEIT	1 20 *	1 20 *	3 60 1	5 100 1
FRAUD	1 10 *	4 40 2	5 50 2	10 100 1
EMBEZZLEMENT				
STOLEN PROPERTY	3 75 1	1 25 *		4 100 *
VANDALISM	20 59 6	13 38 5	1 3 *	34 100 4
WEAPONS	6 43 2	3 21 1	5 36 2	14 100 2

JUNEAU POLICE DEPARTMENT - ARRESTS BY AGE - 1980

OFFENSE	Under 18	18 to 24	25 & Over	Row Total
PROSTITUTION				
SEX OFFENSES	2 50 1		2 50 1	4 100 *
DRUG ABUSE	19 44 5	13 30 5	11 26 5	43 100 5
GAMBLING				
OFFENSES AGAINST FAMILY				
DRIVING UNDER THE INFLUENCE	4 5 1	19 22 8	65 74 30	88 100 11
LIQUOR LAWS	166 61 46	88 33 37	16 6 7	270 100 33
DISORDERLY CONDUCT	2 4 1	21 40 9	29 56 13	52 100 6
ALL OTHER OFFENSES	5 9 1	16 28 7	37 64 17	58 100 7
CURFEW AND LOITERING	42 100 12			42 100 5
RUNAWAYS	6 100 2			6 100 1
PART I	COUNT - ROW % - COLUMN % -	74 49 20	54 36 23	24 16 11
PART II	COUNT - ROW % - COLUMN % -	289 43 80	184 28 77	193 29 89
TOTAL	COUNT - ROW % - COLUMN % -	363 44 100	238 29 100	818 27 100

TABLE 70

KETCHIKAN POLICE DEPARTMENT - ARRESTS BY AGE - 1980

OFFENSE	Under 18	18 to 24	25 & Over	Row Total
MURDER				
NEGLIGENT MANSLAUGHTER				
FORCIBLE RAPE	3 43 1	1 14 *	3 43 1	7 100 1
ROBBERY			1 100 *	1 100 *
AGGRAVATED ASSAULT	3 5 1	28 47 10	28 47 9	59 100 7
BURGLARY	22 65 7	8 24 3	4 12 1	34 100 4
LARCENY/THEFT	86 69 28	22 18 8	16 13 5	124 100 14
MOTOR VEHICLE THEFT	4 57 1	2 29 1	1 14 *	7 100 1
OTHER ASSAULTS		1 14 *	6 86 2	7 100 1
ARSON	6 100 2			6 100 1
FORGERY & COUNTERFEIT		2 100 1		2 100 *
FRAUD	3 15 1	8 40 3	9 45 3	20 100 2
EMBEZZLEMENT				
STOLEN PROPERTY	1 100 *			1 100 *
VANDALISM	31 50 10	19 31 6	12 19 4	62 100 7
WEAPONS	6 35 2	6 35 2	5 29 2	17 100 2

KETCHIKAN POLICE DEPARTMENT - ARRESTS BY AGE - 1980

OFFENSE	Under 18	18 to 24	25 & Over	Row Total
PROSTITUTION				
SEX OFFENSES			3 100 1	3 100 *
DRUG ABUSE	1 8 *	6 50 2	5 42 2	12 100 1
GAMBLING				
OFFENSES AGAINST FAMILY				
DRIVING UNDER THE INFLUENCE	5 5 2	24 26 8	62 68 20	91 100 10
LIQUOR LAWS	74 51 24	60 42 20	10 7 3	144 100 16
DISORDERLY CONDUCT	7 3 2	94 44 32	113 53 37	214 100 24
ALL OTHER OFFENSES	12 22 4	12 22 4	30 56 10	54 100 6
CURFEW AND LOITERING	33 100 11			33 100 4
RUNAWAYS	8 100 3			8 100 1
PART I	COUNT - ROW % - COLUMN % -	118 51 39	61 26 21	53 23 17
PART II	COUNT - ROW % - COLUMN % -	187 28 61	232 34 79	255 38 83
TOTAL	COUNT - ROW % - COLUMN % -	305 34 100	293 32 100	308 34 100

DRUG AND ALCOHOL RELATED ARRESTS

Alcohol and drug-related crimes comprised 49% of the state-wide arrests for 1980. Drug abuse violations accounted for 3% and alcohol-related crimes for 46%.

Table 71 shows that drug abuse arrests have represented approximately the same proportion of total arrests since 1977. Alcohol-related crimes represent approximately 4% more of the total arrests than during 1977. The increases are reflected in the Liquor Laws arrests (+6%) and arrests for Aggravated Assault (+3%). Tables 72 through 75 show the breakdowns on drug and alcohol-related arrests for the Anchorage, Fairbanks, Juneau, and Ketchikan Police Departments.

Tables 76 through 78 contain a detailed breakdown for adults and juveniles on drug arrests. The statewide adult and juvenile drug arrests decreased by 28% from 740 in 1979 to 533 in 1980. Adult arrests decreased by 22% from 302 to 237. Juvenile arrests decreased 32% from 438 to 296.

Adult arrests for Sale/Manufacture decreased 44% while those for Possession decreased 9% during 1980.

Within the Sale/Manufacture category significant decreases in arrests occurred in all drug types. Adult arrests for Possession showed significant decreases in Synthetic Narcotics (-91%) and Other Dangerous Non-Narcotic Drugs (-33%).

Juvenile arrests for Sale/Manufacture decreased by 66% while those for Possession decreased by 30%. Increases in arrests occurred only for Possession of Opium, Cocaine, or their Derivatives (+27%).

TABLE 71  
Drug and Alcohol Related Arrests  
Statewide  
1977 - 1980

	1977		1978		1979		1980	
	ARRESTS	PERCENT	ARRESTS	PERCENT	ARRESTS	PERCENT	ARRESTS	PERCENT
Total Arrests	20,795		20,809		18,698		16,102	
Drug Abuse	797	4%	884	4%	740	4%	533	3%
Driving under Influence	3,504	17%	3,265	16%	3,006	16%	2,575	16%
Liquor Laws	1,818	9%	2,102	10%	2,429	13%	2,346	15%
Aggravated Assault	458	2%	439	2%	417	2%	780	5%
Other Assaults	1,047	5%	1,121	5%	987	5%	803	5%
Disorderly Conduct	1,773	9%	2,192	11%	1,719	9%	1,457	9%
TOTALS	9,397	46%	10,003	48%	9,298	49%	8,494	49%

TABLE 72  
Anchorage Police Department  
1977 - 1980

	1977		1978		1979		1980	
	ARRESTS	PERCENT	ARRESTS	PERCENT	ARRESTS	PERCENT	ARRESTS	PERCENT
Total Arrests	5,384		6,031		4,672		4,292	
Drug Abuse	240	4%	367	6%	262	6%	178	4%
Driving under Influence	626	12%	911	15%	527	11%	326	8%
Liquor Laws	132	2%	160	3%	95	2%	160	4%
Aggravated Assault	81	2%	63	1%	69	1%	117	3%
Other Assaults	294	5%	376	6%	306	7%	311	7%
Disorderly Conduct	748	14%	933	15%	653	14%	517	12%
TOTALS	2,121	39%	2,810	47%	1,912	41%	1,609	38%

TABLE 73  
Fairbanks Police Department  
1977 - 1980

	1977		1978		1979		1980	
	ARRESTS	PERCENT	ARRESTS	PERCENT	ARRESTS	PERCENT	ARRESTS	PERCENT
Total Arrests	2,824		2,266		1,847		1,994	
Drug Abuse	138	5%	65	3%	23	1%	28	1%
Driving under Influence	167	6%	305	13%	259	14%	265	13%
Liquor Laws	110	4%	261	12%	208	11%	385	19%
Aggravated Assault	31	1%	17	1%	14	1%	106	5%
Other Assaults	120	4%	95	4%	93	5%	44	2%
Disorderly Conduct	221	8%	190	8%	105	6%	201	10%
TOTALS	787	28%	933	41%	702	38%	1,029	52%

TABLE 74  
Juneau Police Department  
1977 - 1980

	1977		1978		1979		1980	
	ARRESTS	PERCENT	ARRESTS	PERCENT	ARRESTS	PERCENT	ARRESTS	PERCENT
Total Arrests	890		905		724		818	
Drug Abuse	48	5%	59	7%	27	4%	43	5%
Driving under Influence	129	14%	128	14%	97	13%	88	11%
Liquor Laws	231	26%	206	23%	176	24%	270	33%
Aggravated Assault	13	2%	16	2%	22	3%	16	2%
Other Assaults	63	7%	41	5%	50	7%	44	5%
Disorderly Conduct	59	7%	44	5%	50	7%	52	6%
<b>TOTALS</b>	<b>543</b>	<b>61%</b>	<b>494</b>	<b>56%</b>	<b>422</b>	<b>58%</b>	<b>513</b>	<b>63%</b>

-72-

TABLE 75  
Ketchikan Police Department  
1977 - 1980

	1977		1978		1979		1980	
	ARRESTS	PERCENT	ARRESTS	PERCENT	ARRESTS	PERCENT	ARRESTS	PERCENT
Total Arrests	1,642		1,311		762		906	
Drug Abuse	30	2%	22	2%	23	3%	12	1%
Driving under Influence	153	9%	103	8%	84	11%	91	10%
Liquor Laws	214	13%	134	10%	135	18%	144	16%
Aggravated Assault	47	3%	58	4%	40	5%	59	7%
Other Assaults	110	7%	154	12%	37	5%	7	1%
Disorderly Conduct	308	19%	251	19%	146	19%	214	24%
<b>TOTALS</b>	<b>862</b>	<b>53%</b>	<b>722</b>	<b>55%</b>	<b>465</b>	<b>61%</b>	<b>527</b>	<b>58%</b>

TABLE 76  
 Adult And Juvenile Drug Arrests  
 Statewide 1977 - 1980

	1977	1978	1979	1980	% Change 1979 - 1980
Opium, Cocaine or their Derivatives	47	35	56	30	-46%
Marijuana	93	87	73	38	-48%
Synthetic Narcotics	6	3	6	0	-100%
Other Dangerous Non-Narcotic Drugs	8	11	9	5	-44%
<b>Total Sale/Manufacturing</b>	<b>154</b>	<b>136</b>	<b>144</b>	<b>73</b>	<b>-49%</b>
Opium, Cocaine or their Derivatives	60	56	47	48	+2%
Marijuana	543	662	500	389	-22%
Synthetic Narcotics	10	12	14	3	-79%
Other Dangerous Non-Narcotic Drugs	30	18	35	20	-43%
<b>Total Possession</b>	<b>643</b>	<b>748</b>	<b>596</b>	<b>460</b>	<b>-23%</b>
<b>TOTAL DRUG ABUSE VIOLATIONS</b>	<b>797</b>	<b>884</b>	<b>740</b>	<b>533</b>	<b>-28%</b>

TABLE 77  
 Adult Drug Arrests  
 Statewide 1977 - 1980

	1977	1978	1979	1980	% Change 1979 - 1980
Opium, Cocaine or their Derivatives	44	35	53	30	-43%
Marijuana	63	59	46	27	-41%
Synthetic Narcotics	2	3	2	0	-100%
Other Dangerous Non-Narcotic Drugs	6	8	8	4	-50%
<b>Total Sale/Manufacturing</b>	<b>115</b>	<b>105</b>	<b>109</b>	<b>61</b>	<b>-44%</b>
Opium, Cocaine or their Derivatives	56	51	36	34	-6%
Marijuana	206	204	125	127	+2%
Synthetic Narcotics	5	10	11	1	-91%
Other Dangerous Non-Narcotic Drugs	21	4	21	14	-33%
<b>Total Possession</b>	<b>288</b>	<b>269</b>	<b>193</b>	<b>176</b>	<b>-9%</b>
<b>TOTAL DRUG ABUSE VIOLATIONS</b>	<b>403</b>	<b>374</b>	<b>302</b>	<b>237</b>	<b>-22%</b>



TABLE 78  
 Juvenile Drug Arrests  
 Statewide 1977 - 1980

	1977	1978	1979	1980	% Change 1979 - 1980
Opium, Cocaine or their Derivatives	3	0	3	0	-100%
Marijuana	30	28	27	11	-59%
Synthetic Narcotics	4	0	4	0	-100%
Other Dangerous Non-Narcotic Drugs	2	3	1	1	0%
<b>Total Sale/Manufacturing</b>	<b>39</b>	<b>31</b>	<b>35</b>	<b>12</b>	<b>-66%</b>
Opium, Cocaine or their Derivatives	4	5	11	14	+27%
Marijuana	337	458	375	262	-30%
Synthetic Narcotics	5	2	3	2	-33%
Other Dangerous Non-Narcotic Drugs	9	14	14	6	-57%
<b>Total Possession</b>	<b>355</b>	<b>479</b>	<b>403</b>	<b>284</b>	<b>-30%</b>
<b>TOTAL DRUG ABUSE VIOLATIONS</b>	<b>394</b>	<b>510</b>	<b>438</b>	<b>296</b>	<b>-32%</b>

LAW ENFORCEMENT OFFICERS KILLED OR ASSAULTED

During 1980, 209 law enforcement officers were assaulted in Alaska, a decrease of 2.3% over 1979. 88 (42%) of these assaults occurred when officers responded to disturbance calls. 35 (17%) occurred when officers were handling prisoners. Of the officers assaulted, 124 (59%) sustained personal injury, most of these from hands, fists, or feet of the assailant.

The greatest number of assaults took place between 10:01 p.m. - 12:00 midnight. Most assaults occurred to officers assigned to one man vehicles who were either alone at the time or were assisting other officers. Ninety one percent of assaults to police officers were cleared by arrest.

4-738 (3-16-78) Bureau Budget No. 43-R0500

**LAW ENFORCEMENT OFFICERS KILLED OR ASSAULTED**

It is requested this report be completed and transmitted with monthly crime reports to: Director, Federal Bureau of Investigation, Uniform Crime Reports, Washington, D. C. 20535. This form should be used to report the number of your officers who were assaulted or killed in the line of duty during the month. Additional information concerning officers killed will be requested by a separate questionnaire.

<b>OFFICERS KILLED</b>			
Number of your law enforcement officers killed in the line of duty this month.	By felonious act	0	
	By accident or negligence	0	

**Officers Assaulted** (Do not include officers killed) - See other side for instructions.

Type of Activity	Total Assaults by Weapon A	Type of Weapon					Type of Assignment						Police Assaults Cleared M	
		Firearm B	Knife or Other Cutting Instrument C	Other Dangerous Weapon D	Hands, Fists, Feet, etc. E	Two-Man Vehicle F	One-Man Vehicle		Detective or Special Assign.		Other			
							Alone G	As-sisted H	Alone I	As-sisted J	Alone K	As-sisted L		
1. Responding to "Disturbance" calls (family quarrels, man with gun, etc.)	88	2	2	3	81	6	32	48		1		1	81	
2. Burglaries in progress or pursuing burglary suspects														
3. Robberies in progress or pursuing robbery suspects	1	1						1					1	
4. Attempting other arrests	19	1			18	3	6	9				1	16	
5. Civil disorder (riot, mass disobedience)	3				3		3						3	
6. Handling, transporting, custody of prisoners	35		2	1	32		10	21				2	2	31
7. Investigating suspicious persons or circumstances	14		1	2	11		7	5				1	1	14
8. Ambush - no warning														
9. Mentally deranged														
10. Traffic pursuits and stops	12			1	11	3	4	5					12	
11. All other	37	3			34	4	14	14				3	2	32
<b>12. TOTAL (1-11)</b>	<b>209</b>	<b>7</b>	<b>5</b>	<b>7</b>	<b>190</b>	<b>16</b>	<b>76</b>	<b>103</b>		<b>1</b>		<b>6</b>	<b>7</b>	<b>190</b>
13. Number with personal injury	124	2	4	3	115									
14. Number without personal injury	85	5	1	4	75									
15. Time of assaults	AM 12	31	29	7	5	7								
	PM 11	3	16	22	12	46								
		12:01	2:00	4:00	6:00	8:00	10:00	12:00						

Note: Eight of the officer assaults reported did not include the time of the incident.

TABLE 80  
 Law Enforcement Officers Killed or Assaulted  
 1976-1980

	1976	1977	1978	1979	1980
Officers Killed by Felonious Acts	0	0	0	2	0
Officers Killed by Accident or Negligence	0	0	0	0	0
Officers Assaulted By Activity:					
Responding to 'Disturbance' Calls	62	66	74	78	88
Burglaries or Pursuit of Burglars	1	1	0	2	0
Robberies or Pursuit of Robbers	0	3	1	1	1
Attempting Other Arrests	48	47	32	32	19
Civil Disorder	0	2	3	0	3
Handling, Transporting, Custody of Prisoners	19	20	25	41	35
Investigating Suspicious Persons or Circumstances	9	5	13	15	14
Ambush-No Warning	1	4	0	1	0
Mentally Deranged	1	1	3	0	0
Traffic Pursuits & Stops	6	16	23	20	12
All Other	16	23	37	17	37
Unknown	0	0	1	9	0
Total	163	188	212	216	209
Number With Injury	25	29	95	132	124
Number Without Injury	133	137	117	75	85
Unknown	5	22	0	9	0

RETURN A-MONTHLY RETURN OF OFFENSES KNOWN TO THE POLICE  
ALASKA STATE TROOPERS  
1980

OFFENSES	OFFENSES REPORTED	UNFOUNDED	ACTUAL OFFENSES	OFFENSES CLEARED BY ARREST OR EXCEPTIONAL MEANS	CLEARANCES INVOLVING ONLY PERSONS UNDER 18
MURDER	18	1	17	11	1
MANSLAUGHTER BY NEGLIGENCE	6	0	6	5	1
FORCIBLE RAPE	59	7	52	25	2
ATTEMPTED RAPE	47	5	42	17	0
ROBBERY TOTALS	12	2	10	8	0
FIREARM	22	1	20	2	2
KNIFE OR CUTTING INSTRUMENT	7	0	6	1	1
OTHER DANGEROUS WEAPON	5	0	5	1	1
STRONG-ARM	8	1	7	0	0
ASSAULT TOTALS	828	19	809	618	0
FIREARM	144	1	143	122	65
KNIFE OR CUTTING INSTRUMENT	66	2	64	49	11
OTHER DANGEROUS WEAPON	66	1	65	50	5
HANDS, FISTS, FEET, ETC.	77	2	75	59	6
OTHER ASSAULTS-SIMPLE	455	13	442	338	3
BURGLARY TOTALS	1,476	11	1,465	282	40
FORCIBLE ENTRY	977	4	973	206	148
UNLAWFUL ENTRY-NO FORCE	449	7	442	73	39
ATTEMPTED FORCIBLE ENTRY	50	0	50	3	0
LARCENY-THEFT	481	45	436	276	117
MOTOR VEHICLE THEFT TOTALS	146	26	120	116	48
AUTOS	161	10	151	146	11
TRUCKS AND BUSES	174	15	159	39	20
OTHER VEHICLES	4,917	111	4,806	1,335	17
GRAND TOTAL					36
OFFICERS KILLED OR ASSAULTED	0	0	0	0	0
KILLED-FELONY	0	0	0	0	0
KILLED-ACCIDENT	0	0	0	0	0
ASSAULTED	0	0	0	0	0

PROPERTY STOLEN BY CLASSIFICATION  
ALASKA STATE TROOPERS  
1980

PROPERTY STOLEN	ACTUAL OFFENSES	PROPERTY STOLEN
MURDER	17	\$ 0
FORCIBLE RAPE	52	\$ 300
ROBBERY	8	\$ 7,249
HIGHWAY (STREETS & ALLEYS)	1	\$ 90
COMMERCIAL HOUSE	2	\$ 25,560
GAS OR SERVICE STATION	1	\$ 150
CHAIN STORE	6	\$ 26,360
RESIDENCE	0	\$ 0
BANK	2	\$ 70
MISCELLANEOUS	20	\$ 60,179
TOTAL ROBBERY	103	\$ 69,885
BURGLARY	186	\$ 253,366
RESIDENCE-NIGHT	635	\$ 628,922
RESIDENCE-DAY	145	\$ 78,656
RESIDENCE-UNKNOWN	30	\$ 10,934
NONRESIDENCE-NIGHT	366	\$ 283,158
NONRESIDENCE-DAY	1,465	\$ 1,324,921
NONRESIDENCE-UNKNOWN	1,080	\$ 1,454,485
TOTAL BURGLARY	572	\$ 81,997
LARCENY-THEFT	330	\$ 7,874
\$200 AND OVER	1,982	\$ 1,544,356
\$50 TO \$200	455	\$ 1,012,116
UNDER \$50	3,991	\$ 3,941,872
TOTAL LARCENY		
MV-THEFT		
GRAND TOTAL		

6X. NATURE OF LARCENIES

POCKET-PICKING	4	\$ 2,608
PURSE-SNATCHING	1	\$ 107
SHOPLIFTING	46	\$ 4,139
FROM MOTOR VEHICLES	339	\$ 157,153
MV-PARTS & ACCESSORIES	318	\$ 93,809
BICYCLES	125	\$ 18,345
FROM BUILDINGS	358	\$ 231,552
FROM COIN-OPERATED MACHINES	1	\$ 172
ALL OTHER	790	\$ 1,036,471
TOTAL LARCENIES	1,982	\$ 1,544,356

7X. MOTOR VEHICLES RECOVERED  
(C) TOTAL LOCALLY STOLEN MV RECOVERED 348

PROPERTY BY TYPE AND VALUE  
ALASKA STATE TROOPERS  
1980

PROPERTY	PROPERTY STOLEN	PROPERTY RECOVERED
CURRENCY, NOTES, ETC.	\$ 203,373	\$ 28,834
JEWELRY & PRECIOUS METALS	\$ 366,356	\$ 45,586
CLOTHING AND FURS	\$ 58,964	\$ 9,177
STOLEN MOTOR VEHICLES	\$ 1,070,751	\$ 739,156
OFFICE EQUIPMENT	\$ 9,481	\$ 714
TV'S, RADIOS, STEREO'S	\$ 265,234	\$ 42,446
FIREARMS	\$ 140,343	\$ 27,280
HOUSEHOLD GOODS	\$ 95,490	\$ 5,675
CONSUMABLE GOODS	\$ 42,033	\$ 3,772
LIVESTOCK	\$ 3,660	\$ 1,500
MISCELLANEOUS	\$ 1,686,187	\$ 370,315
TOTAL	\$ 3,941,872	\$ 1,274,455

AGE, SEX AND RACE OF PERSONS ARRESTED  
UNDER 18 YEARS OF AGE  
ALASKA STATE TROOPERS  
1980

		AGE					TOTAL UNDER 18	WHITE	BLACK	NATIVE	ASIAN
		10 and UNDER	11-12	13-14	15	16					
MURDER / NONNEG MANSL.	01A M	0	0	0	0	1	1	0	0	1	0
	F	0	0	0	0	0	0	0	0	0	0
MANSLAUGHTER BY NEGLIGENCE	01B M	0	0	0	0	0	0	0	0	0	0
	F	0	0	0	0	0	0	0	0	0	0
FORCIBLE RAPE	02 M	0	0	1	0	1	2	0	0	2	0
	F	0	0	0	0	0	0	0	0	0	0
ROBBERY	03 M	0	0	2	1	0	3	1	0	2	0
	F	0	0	0	0	0	0	0	0	0	0
AGGRAVATED ASSAULT	04 M	0	0	3	5	4	8	7	1	15	0
	F	0	0	1	1	1	3	0	0	0	0
BURGLARY	05 M	11	18	72	43	49	37	230	147	1	95
	F	0	3	4	0	2	4	13	0	0	0
LARCENY / THEFT	06 M	4	7	23	30	30	35	129	120	1	26
	F	1	3	6	1	5	2	18	0	0	0
MOTOR VEHICLE THEFT	07 M	1	0	18	17	12	8	56	52	0	15
	F	0	0	3	3	3	2	11	0	0	0
OTHER ASSAULTS	08 M	0	0	13	6	2	17	44	25	0	25
	F	0	1	2	0	0	0	3	0	0	0
ARSON	09 M	0	1	2	0	0	0	0	3	0	0
	F	0	0	0	0	0	0	0	0	0	0
FORGERY & COUNTERFEITING	10 M	0	0	0	0	0	0	0	0	0	0
	F	0	0	1	0	0	0	3	7	0	2
FRAUD	11 M	0	0	0	0	0	0	0	4	0	1
	F	0	0	0	0	0	0	2	0	0	0
EMBEZZLEMENT	12 M	0	0	0	0	1	1	2	2	0	0
	F	0	0	0	0	0	0	0	0	0	0
STOLEN PROPERTY	13 M	0	0	2	2	2	1	7	6	0	1
	F	0	0	0	0	0	0	0	0	0	0
VANDALISM	14 M	14	15	27	12	17	17	102	81	1	34
	F	1	5	3	3	2	0	14	0	0	0
WEAPONS	15 M	1	2	2	2	2	1	10	6	0	4
	F	0	0	0	0	0	0	0	0	0	0
PROSTITUTION & COMM VICE	16 M	0	0	0	0	0	0	0	0	0	0
	F	0	0	0	0	0	0	0	0	0	0
SEX OFFENSES	17 M	0	0	0	1	0	2	3	2	0	1
	F	0	0	0	0	0	0	0	0	0	0
SALE - OPIUM, COCAINE, ETC.	18a M	0	0	0	0	0	0	0	0	0	0
	F	0	0	0	0	0	0	0	0	0	0
SALE - MARIJUANA	18b M	0	0	0	0	1	1	2	2	0	0
	F	0	0	0	0	0	0	0	0	0	0
SALE - SYNTHETIC DRUGS	18c M	0	0	0	0	0	0	0	0	0	0
	F	0	0	0	0	0	0	0	0	0	0
SALE - OTHER NON-NARCOTIC	18d M	0	0	0	0	0	0	0	0	0	0
	F	0	0	0	0	0	0	0	0	0	0
POSS - OPIUM, COCAINE, ETC.	18e M	0	0	0	2	1	1	4	5	0	0
	F	0	0	0	0	0	0	0	0	0	0
POSS - MARIJUANA	18f M	0	0	10	12	15	15	52	55	0	7
	F	0	0	1	3	1	5	10	0	0	0
POSS - SYNTHETIC DRUGS	18g M	0	0	0	0	0	0	0	0	0	0
	F	0	0	0	0	0	0	0	0	0	0
POSS - OTHER NON-NARCOTIC	18h M	0	0	0	1	0	1	3	4	0	0
	F	0	0	0	0	0	0	0	0	0	0
GAMBLING	19 M	0	0	0	0	0	0	0	0	0	0
	F	0	0	0	0	0	0	0	0	0	0
OFFENSES AGAINST FAMILY	20 M	0	0	0	0	0	0	0	0	0	0
	F	0	0	0	0	0	0	0	0	0	0
DRIVING UNDER THE INFLUENCE	21 M	0	0	0	1	4	12	17	17	0	3
	F	0	1	0	0	2	3	6	0	0	0
LIQUOR LAWS	22 M	0	0	8	21	51	76	156	143	1	68
	F	0	0	5	9	21	21	56	0	0	0
DRUNKENNESS	23 M	0	0	0	0	0	0	0	0	0	0
	F	0	0	0	0	0	0	0	0	0	0
DISORDERLY CONDUCT	24 M	0	1	0	1	1	3	6	6	0	1
	F	0	0	0	0	0	0	0	0	0	0
VAGRANCY	25 M	0	0	0	0	0	0	0	0	0	0
	F	0	0	0	0	0	0	0	0	0	0
ALL OTHER OFFENSES	26 M	3	4	8	10	8	15	48	39	0	14
	F	0	1	1	1	2	2	5	0	0	0
SUSPICION	27 M	0	0	0	0	0	0	0	0	0	0
	F	0	0	0	0	0	0	0	0	0	0
CURFEW	28 M	0	0	1	0	0	0	1	1	0	2
	F	0	0	0	0	0	0	0	0	0	0
RUNAWAY	29 M	0	0	4	6	2	0	12	0	0	0
	F	0	0	12	7	4	0	23	34	0	1
TOTALS		36	62	241	201	256	298	1094	769	5	320

AGE, SEX AND RACE OF PERSONS ARRESTED  
18 YEARS OF AGE AND OVER  
ALASKA STATE TROOPERS  
1980

		AGE													TOTAL	WHITE	BLACK	NATIVE	ASIAN		
		18	19	20	21	22	23	24	25-29	30-34	35-39	40-44	45-49	50-54						55-59	60+
MURDER / NONNEG MANSL.	01A M	0	0	0	1	0	1	0	2	1	0	2	0	0	0	1	8	3	0	6	0
	F	0	0	0	0	0	0	0	0	0	0	0	0	0	0	0	0	0	0	0	0
MANSLAUGHTER BY NEGLIGENCE	01B M	0	0	0	0	0	0	1	1	1	1	0	0	0	0	0	4	1	0	3	0
	F	0	0	0	0	0	0	0	0	0	0	0	0	0	0	0	0	0	0	0	0
FORCIBLE RAPE	02 M	0	1	3	1	1	2	1	6	2	2	4	3	1	0	0	27	5	2	20	0
	F	0	0	0	0	0	0	0	0	0	0	0	0	0	0	0	0	0	0	0	0
ROBBERY	03 M	0	0	0	0	0	0	0	1	1	0	0	0	0	0	0	7	2	3	2	0
	F	0	0	0	0	0	0	0	0	0	0	0	0	0	0	0	0	0	0	0	0
AGGRAVATED ASSAULT	04 M	5	9	7	9	7	16	8	31	29	16	15	6	4	3	3	168	69	4	112	0
	F	0	4	0	1	1	1	0	5	2	0	0	2	1	0	0	17	0	0	0	0
BURGLARY	05 M	29	19	11	12	9	16	10	13	4	3	1	0	0	1	0	128	63	3	65	0
	F	2	0	0	0	0	0	0	1	0	0	0	0	0	0	0	3	0	0	0	0
LARCENY / THEFT	06 M	23	19	20	9	12	8	8	22	11	11	7	3	2	3	2	160	112	5	50	0
	F	0	1	3	0	1	0	1	1	0	0	0	0	0	0	0	7	0	0	0	0
MOTOR VEHICLE THEFT	07 M	7	7	5	2	4	1	3	4	3	0	1	0	1	1	0	39	17	0	23	0
	F	1	0	0	0	0	0	0	0	0	0	0	0	0	0	0	1	0	0	0	0
OTHER ASSAULTS	08 M	12	14	18	9	11	15	7	42	38	24	18	11	5	1	4	229	132	9	112	0
	F	0	1	2	4	1	1	1	4	6	1	2	0	0	0	1	24	2	0	2	0
ARSON	09 M	0	0	0	0	1	1	0	2	0	0	0	0	0	0	0	4	0	0	0	0
	F	0	0	0	0	0	0	0	0	0	0	0	0	0	0	0	0	0	0	0	0
FORGERY & COUNTERFEITING	10 M	2	0	0	0	0	1	0	0	2	1	0	1	0	0	0	7	2	1	5	0
	F	0	0	0	0	0	0	0	0	1	0	0	0	0	0	0	1	0	0	0	0
FRAUD	11 M	1	0	0	1	1	1	0	11	7	3	3	1	4	3	1	37	34	5	9	0
	F	2	0	0	0	0	2	1	2	1	0	0	1	1	1	0	11	0	0	0	0
EMBEZZLEMENT	12 M	1	1	1	0	0	0	0	0	1	0	0	1	0	0	0	5	4	0	1	0
	F	0	0	0	0	0	0	0	0	0	0	0	0	0	0	0	0	0	0	0	0
STOLEN PROPERTY	13 M	2	3	1	0	2	2	1	1	2	0	0	0	0	0	0	14	12	0	2	0
	F	0	0	0	0	0	0	0	0	0	0	0	0	0	0	0	0	0	0	0	0
VANDALISM	14 M	12	13	5	4	12	7	5	26	8	10	3	1	0	1	0	107	60	0	54	0
	F	1	1	0	0	0	0	2	1	2	0	0	0	0	0	0	7	0	0	0	0
WEAPONS	15 M	2	6	4	6	7	7	5	15	11	11	8	3	1	0	1	87	36	2	51	0
	F	0	0	0	1	0	0	0	0	0	1	0	0	0	0	0	2	0	0	0	0
PROSTITUTION & COMM VICE	16 M	0	0	0	0	0	0	0	0	0	0	0	0	0	0	0	0	0	0	0	0
	F	0	0	0	0	0	0	0	0	0	0	0	0	0	0	0	0	0	0	0	0
SEX OFFENSES	17 M	0	1	4	0	1	0	0	4	2	2	2	2	1	0	0	19	8	1	10	0
	F	0	0	0	0	0	0	0	0	0	0	0	0	0	0	0	0	0	0	0	0
SALE - OPIUM, COCAINE, ETC.	18a M	0	0	0	0	0	0	1	3	1	0	0	0	0	0	0	5	5	0	0	0
	F	0	0	0	0	0	0	0	0	0	0	0	0	0	0	0	0	0	0	0	0
SALE - MARIJUANA	18b M	0	1	1	0	0	1	0	2	1	0	0	0	0	0	0	6	3	0	3	0
	F	0	0	0	0	0	0	0	0	0	0	0	0	0	0	0	0	0	0	0	0
SALE - SYNTHETIC DRUGS	18c M	0	0	0																	

RETURN A-MONTHLY RETURN OF OFFENSES KNOWN TO THE POLICE  
ANCHORAGE POLICE DEPARTMENT  
1980

OFFENSES	OFFENSES REPORTED	UNFOUNDED	OFFENSES CLEARED		CLEARANCES INVOLVING ONLY PERSONS UNDER 18
			ACTUAL OFFENSES	EXCEPTIONAL MEANS	
MURDER	16	1	15	1	0
MANSLAUGHTER BY NEGLIGENCE	0	0	0	0	0
FORCIBLE RAPE	146	29	117	35	1
ATTEMPTED RAPE	115	28	87	27	0
ROBBERY TOTALS	31	1	30	8	1
FIREARM	309	13	296	62	11
KNIFE OR CUTTING INSTRUMENT	128	2	126	29	6
OTHER DANGEROUS WEAPON	28	0	28	4	2
STRONG-ARM	25	0	25	9	1
ASSAULT TOTALS	128	11	117	20	2
FIREARM	1,669	88	1,581	584	43
KNIFE OR CUTTING INSTRUMENT	151	6	145	51	2
OTHER DANGEROUS WEAPON	99	8	91	38	4
HANDS, FISTS, FEET, ETC.	67	4	63	27	2
OTHER ASSAULTS-SIMPLE	9	0	9	3	0
BURGLARY TOTALS	1,343	70	1,273	465	35
FORCIBLE ENTRY	2,857	246	2,611	232	110
UNLAWFUL ENTRY-NO FORCE	2,103	214	1,889	189	89
ATTEMPTED FORCIBLE ENTRY	540	30	510	38	18
LARCENY-THEFT	214	2	212	5	3
MOTOR VEHICLE THEFT TOTALS	7,534	212	7,322	1,745	754
AUTOS	1,168	113	1,055	88	41
TRUCKS AND BUSES	681	77	604	47	24
OTHER VEHICLES	270	25	245	22	10
GRAND TOTAL	13,699	702	12,997	2,754	961

OFFICERS KILLED OR ASSAULTED  
KILLED-FELONY 0 KILLED-ACCIDENT 0 ASSAULTED 100

PROPERTY STOLEN BY CLASSIFICATION  
ANCHORAGE POLICE DEPARTMENT  
1980

	ACTUAL OFFENSES	PROPERTY STOLEN
MURDER	15	\$ 0
FORCIBLE RAPE	117	\$ 0
ROBBERY		
HIGHWAY (STREETS & ALLEYS)	45	\$ 20,476
COMMERCIAL HOUSE	28	\$ 71,236
GAS OR SERVICE STATION	12	\$ 13,620
CHAIN STORE	54	\$ 31,736
RESIDENCE	35	\$ 35,153
BANK	6	\$ 18,170
MISCELLANEOUS	116	\$ 36,848
TOTAL ROBBERY	296	\$ 227,239
BURGLARY		
RESIDENCE-NIGHT	412	\$ 336,335
RESIDENCE-DAY	581	\$ 631,453
RESIDENCE-UNKNOWN	745	\$ 752,929
NONRESIDENCE-NIGHT	402	\$ 197,875
NONRESIDENCE-DAY	37	\$ 9,896
NONRESIDENCE-UNKNOWN	434	\$ 345,210
TOTAL BURGLARY	2,611	\$ 2,273,698
LARCENY-THEFT		
\$200 AND OVER	1,666	\$ 1,981,967
\$50 TO \$200	2,106	\$ 174,058
UNDER \$50	3,550	\$ 53,091
TOTAL LARCENY	7,322	\$ 2,209,116
MV-THEFT	1,055	\$ 2,198,500
GRAND TOTAL	11,416	\$ 6,908,553

6X. NATURE OF LARCENIES

POCKET-PICKING	18	\$ 1,252
PURSE-SNATCHING	34	\$ 1,323
SHOPLIFTING	1,665	\$ 139,124
FROM MOTOR VEHICLES	1,456	\$ 439,583
MV-PARTS & ACCESSORIES	596	\$ 100,119
BICYCLES	938	\$ 47,550
FROM BUILDINGS	1,740	\$ 965,984
FROM COIN-OPERATED MACHINES	29	\$ 1,600
ALL OTHER	846	\$ 512,581
TOTAL LARCENIES	7,322	\$ 2,209,116

7X. MOTOR VEHICLES RECOVERED  
(C) TOTAL LOCALLY STOLEN MV RECOVERED 791

PROPERTY BY TYPE AND VALUE  
ANCHORAGE POLICE DEPARTMENT  
1980

	PROPERTY STOLEN	PROPERTY RECOVERED
CURRENCY, NOTES, ETC.	\$ 495,187	\$ 26,484
JEWELRY & PRECIOUS METALS	\$ 1,237,521	\$ 101,961
CLOTHING AND FURS	\$ 204,091	\$ 36,476
STOLEN MOTOR VEHICLES	\$ 2,198,500	\$ 1,997,500
OFFICE EQUIPMENT	\$ 44,674	\$ 11,331
TV'S, RADIOS, STEREOS	\$ 529,790	\$ 52,017
FIREARMS	\$ 173,101	\$ 47,780
HOUSEHOLD GOODS	\$ 174,311	\$ 9,492
CONSUMABLE GOODS	\$ 21,095	\$ 3,043
LIVESTOCK	\$ 0	\$ 0
MISCELLANEOUS	\$ 1,830,283	\$ 231,179
TOTAL	\$ 6,908,553	\$ 2,517,269

AGE, SEX AND RACE OF PERSONS ARRESTED  
UNDER 18 YEARS OF AGE  
ANCHORAGE POLICE DEPARTMENT  
1980

			AGE					TOTAL UNDER 18	WHITE	BLACK	NATIVE	ASIAN
			10 and UNDER	11-12	13-14	15	16					
MURDER / NONNEG MANSL.	01A	M	0	0	1	0	0	0	1	0	0	0
MANSLAUGHTER BY NEGLIGENCE	01B	M	0	0	0	0	0	0	0	0	1	0
FORCIBLE RAPE	02	M	0	0	0	0	0	0	0	0	0	0
ROBBERY	03	M	0	0	1	3	4	0	0	0	0	0
AGGRAVATED ASSAULT	04	M	0	1	2	4	5	4	11	1	4	0
BURGLARY	05	M	5	14	27	33	31	40	150	9	1	3
LARCENY / THEFT	06	M	86	112	155	94	102	76	625	125	20	17
MOTOR VEHICLE THEFT	07	M	38	47	93	52	32	41	303	752	83	92
OTHER ASSAULTS	08	M	1	0	6	3	5	10	25	59	5	2
ARSON	09	M	3	2	3	0	1	0	9	26	5	9
FORGERY & COUNTERFEITING	10	M	0	0	0	0	0	0	0	9	0	0
FRAUD	11	M	3	3	4	2	5	3	20	3	0	0
EMBEZZLEMENT	12	M	0	2	1	1	0	0	4	22	0	1
STOLEN PROPERTY	13	M	0	0	0	0	1	3	4	7	1	0
VANDALISM	14	M	7	10	8	7	7	15	54	0	0	0
WEAPONS	15	M	0	0	4	2	2	0	4	43	9	6
PROSTITUTION & COMM VICE	16	M	0	0	0	0	0	1	1	12	0	3
SEX OFFENSES	17	M	2	0	2	0	1	3	4	6	0	0
SALE - OPIUM, COCAINE, ETC.	18a	M	0	0	0	0	0	1	1	3	2	1
SALE - MARIJUANA	18b	M	0	1	0	0	3	1	5	0	0	0
SALE - SYNTHETIC DRUGS	18c	M	0	0	0	0	0	0	2	7	0	0
SALE - OTHER NON-NARCOTIC	18d	M	0	0	0	0	0	0	0	0	0	0
POSS - OPIUM, COCAINE, ETC.	18e	M	0	0	0	0	0	3	3	0	0	0
POSS - MARIJUANA	18f	M	0	2	22	31	25	23	103	6	1	0
POSS - SYNTHETIC DRUGS	18g	M	0	1	7	11	4	3	26	117	10	2
POSS - OTHER NON-NARCOTIC	18h	M	0	0	0	0	0	0	0	0	0	0
GAMBLING	19	M	0	0	0	0	0	0	0	0	0	0
OFFENSES AGAINST FAMILY	20	M	0	0	0	0	0	0	0	0	0	0
DRIVING UNDER THE INFLUENCE	21	M	0	0	0	0	0	0	0	0	0	0
LIQUOR LAWS	22	M	0	0	2	1	0	2	3	13	0	1
DRUNKENNESS	23	M	0	0	3	5	11	29	47	71	1	9
DISORDERLY CONDUCT	24	M	0	0	0	0	2	1	5	3	2	1
VAGRANCY	25	M	1	1	4	2	5	15	33	2	8	0
ALL OTHER OFFENSES	26	M	10	6	16	16	40	54	142	15	1	2
SUSPICION	27	M	0	3	6	5	17	22	55	164	7	24
CURFEW	28	M	0	0	0	0	0	0	0	0	0	0
RUNAWAY	29	M	0	3	20	9	1	0	33	56	3	13
TOTALS			156	220	447	334	363	407	1927	1572	154	199

AGE, SEX AND RACE OF PERSONS ARRESTED  
18 YEARS OF AGE AND OVER  
ANCHORAGE POLICE DEPARTMENT  
1980

			AGE													TOTAL	BLACK WHITE	BLACK NATIVE	ASIAN			
			18	19	20	21	22	23	24	25-29	30-34	35-39	40-44	45-49	50-54					55-59	60+	
MURDER / NONNEG MANSL.	01A	M	0	1	0	0	0	0	1	1	2	2	0	0	0	0	7	5	0	2	0	
MANSLAUGHTER BY NEGLIGENCE	01B	M	0	0	0	0	0	0	0	0	0	0	0	0	0	0	0	0	0	0	0	
FORCIBLE RAPE	02	M	0	1	2	1	0	1	3	4	1	2	1	0	0	17	10	6	1	0		
ROBBERY	03	M	3	3	5	4	2	3	1	6	7	0	0	0	0	34	19	11	6	0		
AGGRAVATED ASSAULT	04	M	1	7	4	9	9	5	3	17	19	3	15	2	1	97	71	19	14	0		
BURGLARY	05	M	13	8	3	6	5	2	2	18	7	1	1	1	0	68	53	8	13	0		
LARCENY / THEFT	06	M	20	22	22	18	15	18	24	47	27	22	9	6	4	263	172	33	106	0		
MOTOR VEHICLE THEFT	07	M	6	2	5	5	0	2	1	6	2	1	0	0	0	31	19	2	12	0		
OTHER ASSAULTS	08	M	3	11	17	14	20	10	7	55	33	25	16	4	7	225	154	17	99	1		
ARSON	09	M	0	0	0	0	0	0	0	1	0	0	0	0	0	2	2	0	0	0		
FORGERY & COUNTERFEITING	10	M	0	1	0	0	0	0	1	2	0	0	0	0	0	7	7	2	0	0		
FRAUD	11	M	1	6	5	4	2	2	4	19	18	8	7	4	4	88	50	4	69	0		
EMBEZZLEMENT	12	M	1	0	0	0	0	0	0	0	0	0	0	0	0	1	1	0	0	0		
STOLEN PROPERTY	13	M	1	2	0	0	0	0	0	0	0	0	0	0	0	3	2	1	0	0		
VANDALISM	14	M	1	6	3	8	3	4	10	24	20	5	3	2	0	90	53	9	41	0		
WEAPONS	15	M	6	3	1	3	2	2	3	8	8	4	5	1	2	50	33	7	12	0		
PROSTITUTION & COMM VICE	16	M	0	0	0	0	1	0	0	1	0	0	0	0	0	3	45	27	13	9		
SEX OFFENSES	17	M	0	1	0	0	0	0	0	1	0	0	0	0	0	5	5	2	1	2		
SALE - OPIUM, COCAINE, ETC.	18a	M	0	0	0	0	0	2	3	0	1	4	0	0	0	10	10	1	0	0		
SALE - MARIJUANA	18b	M	1	1	0	1	0	0	1	2	0	1	0	0	0	7	5	1	1	0		
SALE - SYNTHETIC DRUGS	18c	M	0	0	0	0	0	0	0	0	0	0	0	0	0	0	0	0	0	0		
SALE - OTHER NON-NARCOTIC	18d	M	1	0	0	0	0	0	0	0	0	0	0	0	0	1	1	0	0	0		
POSS - OPIUM, COCAINE, ETC.	18e	M	0	0	0	0	0	1	0	0	1	0	1	0	0	3	3	0	0	0		
POSS - MARIJUANA	18f	M	1	1	1	0	1	2	1	1	0	0	1	0	0	9	8	0	2	0		
POSS - SYNTHETIC DRUGS	18g	M	0	0	0	0	0	0	0	1	0	0	0	0	0	1	1	0	0	0		
POSS - OTHER NON-NARCOTIC	18h	M	0	0	0	0	0	1	0	0	1	0	0	0	0	2	2	0	0	0		
GAMBLING	19	M	0	0	0	0	0	0	0	0	0	0	0	0	0	0	0	0	0	0		
OFFENSES AGAINST FAMILY	20	M	0	1	0	0	0	0	0	0	0	0	0	0	0	1	1	1	1	0		
DRIVING UNDER THE INFLUENCE	21	M	7	19	15	12	10	14	11	49	33	25	18	17	10	257	225	18	69	0		
LIQUOR LAWS	22	M	6	4	0	1	0	3	2	8	12	9	13	1	2	65	20	1	58	0		
DRUNKENNESS	23	M	2	3	6	1	1	4	5	19	23	9	9	3	4	96	38	1	91	0		
DISORDERLY CONDUCT	24	M	23	20	22	17	16	14	16	65	37	16	13	5	2	273	197	21	120	0		
VAGRANCY	25	M	0	0	0	0	0	0	0	0	0	0	0	0	0	0	0	0	0	0		
ALL OTHER OFFENSES	26	M	6	9	13	13	16	2	15	56	38	33	15	8	5	234	129	23	117	0		
SUSPICION	27	M	1	2	1	1	8	0	1	7	5	2	1	2	0	35	0	0	0	0		
TOTALS			131	160	152	149	143	107	131	497	346	196	155	75	60	36	27	2365	1320	200	844	1

RETURN A-MONTHLY RETURN OF OFFENSES KNOWN TO THE POLICE  
BETHEL POLICE DEPARTMENT  
1980

OFFENSES	OFFENSES REPORTED	UNFOUNDED	ACTUAL OFFENSES	EXCEPTIONAL MEANS	OFFENSES CLEARED BY ARREST OR	CLEARANCES INVOLVING ONLY PERSONS UNDER 18
MURDER	1	0	1	0	1	0
MANSLAUGHTER BY NEGLIGENCE	0	0	0	0	0	0
FORCIBLE RAPE	16	2	14	9	14	1
ACTUAL RAPE	15	2	13	8	13	0
ATTEMPTED RAPE	1	0	1	1	1	0
ROBBERY TOTALS	2	1	1	1	1	0
FIREARM	0	0	0	0	0	0
KNIFE OR CUTTING INSTRUMENT	0	0	0	0	0	0
OTHER DANGEROUS WEAPON	0	0	0	0	0	0
STRONG-ARM	2	1	1	1	1	0
ASSAULT TOTALS	95	4	91	54	91	0
FIREARM	3	1	3	1	3	0
KNIFE OR CUTTING INSTRUMENT	5	0	4	3	4	0
OTHER DANGEROUS WEAPON	4	0	4	7	4	0
HANDS, FISTS, FEET, ETC.	13	3	10	67	10	0
OTHER ASSAULTS-SIMPLE	70	3	67	42	67	0
BURGLARY TOTALS	57	6	51	16	51	1
FORCIBLE ENTRY	32	3	29	7	29	1
UNLAWFUL ENTRY-NO FORCE	16	3	13	6	13	0
ATTEMPTED FORCIBLE ENTRY	9	0	9	3	9	0
LARCENY-THEFT	203	6	197	43	197	0
MOTOR VEHICLE THEFT TOTALS	76	1	75	26	75	2
AUTOS	12	0	12	7	12	1
TRUCKS AND BUSES	7	0	7	4	7	0
OTHER VEHICLES	57	1	56	15	56	1
GRAND TOTAL	450	20	430	150	430	4

OFFICERS KILLED OR ASSAULTED  
KILLED-FELONY 0 KILLED-ACCIDENT 0 ASSAULTED 9

PROPERTY STOLEN BY CLASSIFICATION  
BETHEL POLICE DEPARTMENT  
1980

	ACTUAL OFFENSES	PROPERTY STOLEN
MURDER	1	\$ 0
FORCIBLE RAPE	14	\$ 0
ROBBERY	0	\$ 0
HIGHWAY (STREETS & ALLEYS)	0	\$ 0
COMMERCIAL HOUSE	0	\$ 0
GAS OR SERVICE STATION	0	\$ 0
CHAIN STORE	0	\$ 0
RESIDENCE	1	\$ 10
BANK	0	\$ 0
MISCELLANEOUS	0	\$ 0
TOTAL ROBBERY	1	\$ 10
BURGLARY	12	\$ 3,455
RESIDENCE-NIGHT	7	\$ 130
RESIDENCE-DAY	6	\$ 550
RESIDENCE-UNKNOWN	11	\$ 5,775
NONRESIDENCE-NIGHT	6	\$ 0
NONRESIDENCE-DAY	9	\$ 5,291
NONRESIDENCE-UNKNOWN	51	\$ 15,201
TOTAL BURGLARY	51	\$ 15,201
LARCENY-THEFT	154	\$ 14,968
\$200 AND OVER	18	\$ 812
\$50 TO \$200	25	\$ 947
UNDER \$50	1	\$ 0
TOTAL LARCENY	197	\$ 16,727
MV-THEFT	75	\$ 99,570
GRAND TOTAL	339	\$ 131,508

6X. NATURE OF LARCENIES

POCKET-PICKING	5	\$ 602
PURSE-SNATCHING	4	\$ 810
SHOPLIFTING	22	\$ 1,135
FROM MOTOR VEHICLES	6	\$ 1,789
MV-PARTS & ACCESSORIES	1	\$ 0
BICYCLES	46	\$ 194
FROM BUILDINGS	38	\$ 9,160
FROM COIN-OPERATED MACHINES	1	\$ 0
ALL OTHER	74	\$ 3,037
TOTAL LARCENIES	197	\$ 16,727

7X. MOTOR VEHICLES RECOVERED

(C) TOTAL LOCALLY STOLEN MV RECOVERED 28

PROPERTY BY TYPE AND VALUE  
BETHEL POLICE DEPARTMENT  
1980

	PROPERTY STOLEN	PROPERTY RECOVERED
CURRENCY, NOTES, ETC.	\$ 9,784	\$ 1,102
JEWELRY & PRECIOUS METALS	\$ 575	\$ 0
CLOTHING AND FURS	\$ 29	\$ 29
STOLEN MOTOR VEHICLES	\$ 99,570	\$ 52,225
OFFICE EQUIPMENT	\$ 0	\$ 0
TV'S, RADIOS, STEREOS	\$ 4,770	\$ 250
FIREARMS	\$ 620	\$ 240
HOUSEHOLD GOODS	\$ 60	\$ 0
CONSUMABLE GOODS	\$ 1,111	\$ 1,106
LIVESTOCK	\$ 0	\$ 0
MISCELLANEOUS	\$ 14,989	\$ 40
TOTAL	\$ 131,508	\$ 54,992





RETURN A-MONTHLY RETURN OF OFFENSES KNOWN TO THE POLICE  
CORDOVA POLICE DEPARTMENT  
1980

OFFENSES	OFFENSES REPORTED	UNFOUNDED	OFFENSES CLEARED BY ARREST OR		CLEARANCES INVOLVING ONLY PERSONS UNDER 18
			ACTUAL OFFENSES	EXCEPTIONAL MEANS	
MURDER	0	0	0	0	0
MANSLAUGHTER BY NEGLIGENCE	0	0	0	0	0
FORCIBLE RAPE	0	0	0	0	0
ACTUAL RAPE	0	0	0	0	0
ATTEMPTED RAPE	0	0	0	0	0
ROBBERY TOTALS	0	0	0	0	0
FIREARM	0	0	0	0	0
KNIFE OR CUTTING INSTRUMENT	0	0	0	0	0
OTHER DANGEROUS WEAPON	0	0	0	0	0
STRONG-ARM	0	0	0	0	0
ASSAULT TOTALS	37	6	31	14	0
FIREARM	4	1	3	0	0
KNIFE OR CUTTING INSTRUMENT	1	1	0	0	0
OTHER DANGEROUS WEAPON	1	0	1	0	0
HANDS, FISTS, FEET, ETC.	10	3	7	5	0
OTHER ASSAULTS-SIMPLE	21	1	20	8	0
BURGLARY TOTALS	41	2	39	6	4
FORCIBLE ENTRY	21	2	19	1	1
UNLAWFUL ENTRY-NO FORCE	16	0	16	4	3
ATTEMPTED FORCIBLE ENTRY	4	0	4	1	0
LARCENY-THEFT	120	4	116	11	0
MOTOR VEHICLE THEFT TOTALS	20	5	15	1	0
AUTOS	6	1	5	0	0
TRUCKS AND BUSES	12	4	8	0	0
OTHER VEHICLES	2	0	2	1	0
GRAND TOTAL	218	17	201	32	4

OFFICERS KILLED OR ASSAULTED  
KILLED-FELONY 0 KILLED-ACCIDENT 0 ASSAULTED 3

PROPERTY STOLEN BY CLASSIFICATION  
CORDOVA POLICE DEPARTMENT  
1980

	ACTUAL OFFENSES	PROPERTY STOLEN
MURDER	0	\$ 0
FORCIBLE RAPE	0	\$ 0
ROBBERY	0	\$ 0
HIGHWAY (STREETS & ALLEYS)	0	\$ 0
COMMERCIAL HOUSE	0	\$ 0
GAS OR SERVICE STATION	0	\$ 0
CHAIN STORE	0	\$ 0
RESIDENCE	0	\$ 0
BANK	0	\$ 0
MISCELLANEOUS	0	\$ 0
TOTAL ROBBERY	0	\$ 0
BURGLARY	39	\$ 11,742
RESIDENCE-NIGHT	7	\$ 0
RESIDENCE-DAY	3	\$ 1,700
RESIDENCE-UNKNOWN	3	\$ 4,000
NONRESIDENCE-NIGHT	20	\$ 3,792
NONRESIDENCE-DAY	3	\$ 150
NONRESIDENCE-UNKNOWN	3	\$ 2,100
TOTAL BURGLARY	39	\$ 11,742
LARCENY-THEFT	116	\$ 121,804
\$200 AND OVER	46	\$ 109,280
\$50 TO \$200	42	\$ 3,627
UNDER \$50	28	\$ 8,897
TOTAL LARCENY	116	\$ 121,804
MV-THEFT	15	\$ 10,474
GRAND TOTAL	170	\$ 144,020

6X. NATURE OF LARCENIES

		PROPERTY STOLEN
POCKET-PICKING	2	\$ 60
PURSE-SNATCHING	0	\$ 0
SHOPLIFTING	0	\$ 0
FROM MOTOR VEHICLES	25	\$ 4,225
MV-PARTS & ACCESSORIES	5	\$ 770
BICYCLES	14	\$ 1,195
FROM BUILDINGS	42	\$ 76,819
FROM COIN-OPERATED MACHINES	0	\$ 0
ALL OTHER	28	\$ 38,735
TOTAL LARCENIES	116	\$ 121,804

7X. MOTOR VEHICLES RECOVERED

(C) TOTAL LOCALLY STOLEN MV RECOVERED 5

PROPERTY BY TYPE AND VALUE  
CORDOVA POLICE DEPARTMENT  
1980

	PROPERTY STOLEN	PROPERTY RECOVERED
CURRENCY, NOTES, ETC.	\$ 6,095	\$ 0
JEWELRY & PRECIOUS METALS	\$ 2,050	\$ 0
CLOTHING AND FURS	\$ 200	\$ 200
STOLEN MOTOR VEHICLES	\$ 10,474	\$ 10,474
OFFICE EQUIPMENT	\$ 0	\$ 0
TV'S, RADIOS, STEREO'S	\$ 3,107	\$ 0
FIREARMS	\$ 495	\$ 0
HOUSEHOLD GOODS	\$ 1,700	\$ 0
CONSUMABLE GOODS	\$ 2,942	\$ 0
LIVESTOCK	\$ 0	\$ 0
MISCELLANEOUS	\$ 116,957	\$ 21,785
TOTAL	\$ 144,020	\$ 32,459

AGE, SEX AND RACE OF PERSONS ARRESTED  
UNDER 18 YEARS OF AGE  
CORDOVA POLICE DEPARTMENT  
1980

		10 and UNDER	11-12	13-14	15	16	17	TOTAL UNDER 18	WHITE	BLACK	NATIVE	ASIAN
MURDER / NONNEG MANSL.	01A M	0	0	0	0	0	0	0	0	0	0	0
MANSLAUGHTER BY NEGLIGENCE	01B M	0	0	0	0	0	0	0	0	0	0	0
FORCIBLE RAPE	02 M	0	0	0	0	0	0	0	0	0	0	0
ROBBERY	03 M	0	0	0	0	0	0	0	0	0	0	0
AGGRAVATED ASSAULT	04 M	0	0	0	0	0	0	0	0	0	0	0
BURGLARY	05 M	0	2	0	1	1	0	4	0	0	0	0
LARCENY / THEFT	06 M	0	0	0	0	0	0	0	4	0	0	0
MOTOR VEHICLE THEFT	07 M	0	0	0	0	0	0	0	0	0	0	0
OTHER ASSAULTS	08 M	0	0	0	0	0	0	0	0	0	0	0
ARSON	09 M	0	0	0	0	0	0	0	0	0	0	0
FORGERY & COUNTERFEITING	10 M	0	0	0	0	0	0	0	0	0	0	0
FRAUD	11 M	0	0	0	0	0	0	0	0	0	0	0
EMBEZZLEMENT	12 M	0	0	0	0	0	0	0	0	0	0	0
STOLEN PROPERTY	13 M	0	0	0	0	0	0	0	0	0	0	0
VANDALISM	14 M	0	0	0	0	0	0	0	0	0	0	0
WEAPONS	15 M	0	0	0	0	0	0	0	0	0	0	0
PROSTITUTION & COMM VICE	16 M	0	0	0	0	0	0	0	0	0	0	0
SEX OFFENSES	17 M	0	0	0	0	0	0	0	0	0	0	0
SALE - OPIUM, COCAINE, ETC.	18a M	0	0	0	0	0	0	0	0	0	0	0
SALE - MARIJUANA	18b M	0	0	0	0	0	0	0	0	0	0	0
SALE - SYNTHETIC DRUGS	18c M	0	0	0	0	0	0	0	0	0	0	0
SALE - OTHER NON-NARCOTIC	18d M	0	0	0	0	0	0	0	0	0	0	0
POSS - OPIUM, COCAINE, ETC.	18e M	0	0	0	0	0	0	0	0	0	0	0
POSS - MARIJUANA	18f M	0	0	0	0	0	0	0	0	0	0	0
POSS - SYNTHETIC DRUGS	18g M	0	0	0	0	0	0	0	0	0	0	0
POSS - OTHER NON-NARCOTIC	18h M	0	0	0	0	0	0	0	0	0	0	0
GAMBLING	19 M	0	0	0	0	0	0	0	0	0	0	0
OFFENSES AGAINST FAMILY	20 M	0	0	0	0	0	0	0	0	0	0	0
DRIVING UNDER THE INFLUENCE	21 M	0	0	0	0	0	4	4	0	0	0	0
LIQUOR LAWS	22 M	0	1	2	2	10	8	23	4	0	0	0
DRUNKENNESS	23 M	0	0	0	0	0	3	4	24	0	3	0
DISORDERLY CONDUCT	24 M	0	0	0	0	0	0	0	0	0	0	0
VAGRANCY	25 M	0	0	0	0	0	0	0	0	0	0	0
ALL OTHER OFFENSES	26 M	0	0	0	0	0	0	0	0	0	0	0
SUSPICION	27 M	0	0	0	0	0	0	0	0	0	0	0
CURFEW	28 M	0	0	0	0	1	2	3	0	0	0	0
RUNAWAY	29 M	0	0	1	2	2	0	5	8	0	0	0
TOTALS		0	3	3	6	14	17	43	40	0	3	0

AGE, SEX AND RACE OF PERSONS ARRESTED  
18 YEARS OF AGE AND OVER  
CORDOVA POLICE DEPARTMENT  
1980

		AGE												TOTAL	BLACK WHITE	ASIAN NATIVE								
		18	19	20	21	22	23	24	25-29	30-34	35-39	40-44	45-49				50-54	55-59	60+					
MURDER / NONNEG MANSL.	01A M	0	0	0	0	0	0	0	0	0	0	0	0	0	0	0	0	0	0	0	0	0	0	0
MANSLAUGHTER BY NEGLIGENCE	01B M	0	0	0	0	0	0	0	0	0	0	0	0	0	0	0	0	0	0	0	0	0	0	0
FORCIBLE RAPE	02 M	0	0	0	0	0	0	0	0	0	0	0	0	0	0	0	0	0	0	0	0	0	0	0
ROBBERY	03 M	0	0	0	0	0	0	0	0	0	0	0	0	0	0	0	0	0	0	0	0	0	0	0
AGGRAVATED ASSAULT	04 M	0	0	1	0	0	0	0	0	0	1	0	1	0	0	1	0	0	0	0	0	0	0	0
BURGLARY	05 M	1	0	0	0	0	0	0	0	0	0	0	0	0	0	0	0	0	2	5	0	1	0	0
LARCENY / THEFT	06 M	0	1	1	0	0	0	0	0	1	0	0	1	0	1	0	0	0	5	2	0	0	0	0
MOTOR VEHICLE THEFT	07 M	0	0	0	0	1	0	0	0	0	0	0	0	0	0	0	0	0	1	1	0	0	0	0
OTHER ASSAULTS	08 M	0	0	0	0	0	0	0	0	2	2	0	0	0	0	0	0	0	4	5	0	0	0	0
ARSON	09 M	0	0	0	0	0	0	0	0	0	0	0	0	0	0	0	0	0	0	0	0	0	0	0
FORGERY & COUNTERFEITING	10 M	0	0	0	0	0	0	0	0	0	0	0	0	0	0	0	0	0	0	0	0	0	0	0
FRAUD	11 M	0	0	0	0	1	0	0	0	0	0	0	0	0	0	0	0	0	1	2	0	0	0	0
EMBEZZLEMENT	12 M	0	0	0	0	0	0	0	0	0	0	0	0	0	0	0	0	0	0	0	0	0	0	0
STOLEN PROPERTY	13 M	0	0	0	0	1	0	0	0	0	0	0	0	0	0	0	0	0	1	0	0	0	0	0
VANDALISM	14 M	0	0	0	0	0	0	0	0	0	0	0	0	0	0	0	0	0	0	0	0	0	0	0
WEAPONS	15 M	0	0	0	0	1	0	0	0	1	0	0	0	0	0	0	0	0	2	1	0	1	0	0
PROSTITUTION & COMM VICE	16 M	0	0	0	0	0	0	0	0	0	0	0	0	0	0	0	0	0	0	0	0	0	0	0
SEX OFFENSES	17 M	0	0	1	0	0	0	0	0	0	0	0	0	0	0	0	0	0	1	1	0	0	0	0
SALE - OPIUM, COCAINE, ETC.	18a M	0	0	0	0	0	0	0	0	0	0	0	0	0	0	0	0	0	0	0	0	0	0	0
SALE - MARIJUANA	18b M	0	0	0	0	0	0	0	0	0	0	0	0	0	0	0	0	0	0	0	0	0	0	0
SALE - SYNTHETIC DRUGS	18c M	0	0	0	0	0	0	0	0	0	0	0	0	0	0	0	0	0	0	0	0	0	0	0
SALE - OTHER NON-NARCOTIC	18d M	0	0	0	0	0	0	0	0	0	0	0	0	0	0	0	0	0	0	0	0	0	0	0
POSS - OPIUM, COCAINE, ETC.	18e M	0	0	0	0	0	0	0	0	0	0	0	0	0	0	0	0	0	0	0	0	0	0	0
POSS - MARIJUANA	18f M	0	0	0	0	0	0	0	0	0	0	0	0	0	0	0	0	0	0	0	0	0	0	0
POSS - SYNTHETIC DRUGS	18g M	0	0	0	0	0	0	0	0	0	0	0	0	0	0	0	0	0	0	0	0	0	0	0
POSS - OTHER NON-NARCOTIC	18h M	0	0	0	0	0	0	0	0	0	0	0	0	0	0	0	0	0	0	0	0	0	0	0
GAMBLING	19 M	0	0	0	0	0	0	0	0	0	0	0	0	0	0	0	0	0	0	0	0	0	0	0
OFFENSES AGAINST FAMILY	20 M	0	0	0	0	0	0	0	0	0	0	0	0	0	0	0	0	0	0	0	0	0	0	0
DRIVING UNDER THE INFLUENCE	21 M	2	5	2	3	5	1	0	7	1	1	2	2	1	1	0	0	0	33	0	0	0	0	0
LIQUOR LAWS	22 M	3	0	0	0	0	0	0	0	0	0	0	0	0	0	0	0	0	3	28	0	5	1	0
DRUNKENNESS	23 M	0	0	0	0	0	0	0	0	0	0	0	0	0	0	0	0	0	0	3	0	0	0	0
DISORDERLY CONDUCT	24 M	0	0	0	0	2	0	0	0	2	1	1	1	0	0	0	0	0	0	0	0	0	0	0
VAGRANCY	25 M	0	0	0	0	0	0	0	0	0	0	0	0	0	0	0	0	0	0	8	0	0	0	0
ALL OTHER OFFENSES	26 M	0	0	0	0	0	2	1	2	3	0	0	0	0	0	0	0	0	8	0	0	0	0	0
SUSPICION	27 M	0	0	0	0	0	0	0	0	0	0	0	0	0	0	0	0	0	0	0	0	1	0	0
TOTALS		6	8	4	4	10	3	2	16	9	3	4	3	3	1	3	79	70	0	8	1			

RETURN A-MONTHLY RETURN OF OFFENSES KNOWN TO THE POLICE  
FAIRBANKS POLICE DEPARTMENT  
1980

OFFENSES	OFFENSES REPORTED	UNFOUNDED	ACTUAL OFFENSES	OFFENSES CLEARED BY ARREST OR EXCEPTIONAL MEANS	CLEARANCES INVOLVING ONLY PERSONS UNDER 18
MURDER	0	0	0	0	0
MANSLAUGHTER BY NEGLIGENCE	0	0	0	0	0
FORCIBLE RAPE	5	0	5	1	0
ACTUAL RAPE	5	0	5	1	0
ATTEMPTED RAPE	0	0	0	0	0
ROBBERY TOTALS	20	0	20	9	0
FIREARM	6	0	6	4	0
KNIFE OR CUTTING INSTRUMENT	3	0	3	1	0
OTHER DANGEROUS WEAPON	0	0	0	0	0
STRONG-ARM	11	0	11	4	0
ASSAULT TOTALS	282	0	282	117	6
FIREARM	16	0	16	10	1
KNIFE OR CUTTING INSTRUMENT	23	0	23	9	0
OTHER DANGEROUS WEAPON	15	0	15	6	1
HANDS, FISTS, FEET, ETC.	33	0	33	16	0
OTHER ASSAULTS-SIMPLE	195	0	195	76	4
BURGLARY TOTALS	384	0	384	37	16
FORCIBLE ENTRY	192	0	192	24	10
UNLAWFUL ENTRY-NO FORCE	178	0	178	10	5
ATTEMPTED FORCIBLE ENTRY	14	0	14	3	1
LARCENY-THEFT	1,628	7	1,621	398	165
MOTOR VEHICLE THEFT TOTALS	294	21	273	26	12
AUTOS	181	15	166	19	10
TRUCKS AND BUSES	53	5	48	5	2
OTHER VEHICLES	60	1	59	2	0
GRAND TOTAL	2,613	28	2,585	588	199

OFFICERS KILLED OR ASSAULTED  
KILLED-FELONY 0 KILLED-ACCIDENT 0 ASSAULTED 16

PROPERTY STOLEN BY CLASSIFICATION  
FAIRBANKS POLICE DEPARTMENT  
1980

	ACTUAL OFFENSES	PROPERTY STOLEN
MURDER	0	\$ 0
FORCIBLE RAPE	5	\$ 0
ROBBERY		
HIGHWAY (STREETS & ALLEYS)	9	\$ 1,201
COMMERCIAL HOUSE	6	\$ 32,136
GAS OR SERVICE STATION	0	\$ 0
CHAIN STORE	1	\$ 0
RESIDENCE	0	\$ 0
BANK	0	\$ 0
MISCELLANEOUS	4	\$ 1,014
TOTAL ROBBERY	20	\$ 34,351
BURGLARY		
RESIDENCE-NIGHT	107	\$ 92,132
RESIDENCE-DAY	71	\$ 45,883
RESIDENCE-UNKNOWN	63	\$ 78,690
NONRESIDENCE-NIGHT	80	\$ 38,010
NONRESIDENCE-DAY	21	\$ 11,045
NONRESIDENCE-UNKNOWN	42	\$ 98,822
TOTAL BURGLARY	384	\$ 364,582
LARCENY-THEFT		
\$200 AND OVER	528	\$ 386,282
\$50 TO \$200	564	\$ 64,873
UNDER \$50	529	\$ 12,486
TOTAL LARCENY	1,621	\$ 463,641
MV-THEFT	273	\$ 519,179
GRAND TOTAL	2,303	\$ 1,381,753

6X. NATURE OF LARCENIES		
POCKET-PICKING	0	\$ 0
PURSE-SNATCHING	6	\$ 11,752
SHOPLIFTING	350	\$ 14,459
FROM MOTOR VEHICLES	329	\$ 112,387
MV-PARTS & ACCESSORIES	58	\$ 12,814
BICYCLES	318	\$ 47,928
FROM BUILDINGS	343	\$ 184,318
FROM COIN-OPERATED MACHINES	2	\$ 226
ALL OTHER	215	\$ 79,757
TOTAL LARCENIES	1,621	\$ 463,641

7X. MOTOR VEHICLES RECOVERED  
(C) TOTAL LOCALLY STOLEN MV RECOVERED 152

PROPERTY BY TYPE AND VALUE  
FAIRBANKS POLICE DEPARTMENT  
1980

	PROPERTY STOLEN	PROPERTY RECOVERED
CURRENCY, NOTES, ETC.	\$ 139,744	\$ 4,528
JEWELRY & PRECIOUS METALS	\$ 259,113	\$ 36,490
CLOTHING AND FURS	\$ 43,372	\$ 3,410
STOLEN MOTOR VEHICLES	\$ 536,049	\$ 347,126
OFFICE EQUIPMENT	\$ 4,803	\$ 825
TV'S, RADIOS, STEREO'S	\$ 96,872	\$ 8,104
FIREARMS	\$ 35,635	\$ 2,904
HOUSEHOLD GOODS	\$ 20,962	\$ 560
CONSUMABLE GOODS	\$ 9,974	\$ 1,818
LIVESTOCK	\$ 0	\$ 0
MISCELLANEOUS	\$ 235,229	\$ 27,851
TOTAL	\$ 1,381,753	\$ 433,616

AGE, SEX AND RACE OF PERSONS ARRESTED  
 UNDER 18 YEARS OF AGE  
 FAIRBANKS POLICE DEPARTMENT  
 1980

		10 and UNDER	11-12	13-14	15	16	17	TOTAL UNDER 18	WHITE	BLACK	NATIVE	ASIAN
MURDER / NONNEG MANSL.	01A M	0	0	0	0	0	0	0				
	F	0	0	0	0	0	0	0	0	0	0	0
MANSLAUGHTER BY NEGLIGENCE	01B M	0	0	0	0	0	0	0				
	F	0	0	0	0	0	0	0	0	0	0	0
FORCIBLE RAPE	02 M	0	0	0	0	0	0	0				
	F	0	0	0	0	0	0	0	0	0	0	0
ROBBERY	03 M	0	0	0	0	0	0	0				
	F	0	0	0	0	0	0	0	0	0	0	0
AGGRAVATED ASSAULT	04 M	0	0	0	1	2	2	5				
	F	0	0	1	0	5	0	6	10	1	0	0
BURGLARY	05 M	3	0	2	4	6	9	24				
	F	0	0	0	0	0	0	0	14	1	9	0
LARCENY / THEFT	06 M	10	17	32	20	30	26	135				
	F	3	7	35	13	11	8	77	147	16	49	0
MOTOR VEHICLE THEFT	07 M	0	0	1	3	5	3	12				
	F	0	0	0	1	0	0	1	5	0	8	0
OTHER ASSAULTS	08 M	0	0	0	0	0	0	0				
	F	0	0	1	0	0	0	1	1	0	1	0
ARSON	09 M	0	1	1	0	0	0	2				
	F	0	0	0	0	0	0	0	1	0	1	0
FORGERY & COUNTERFEITING	10 M	0	0	0	2	0	0	2				
	F	0	0	0	0	0	0	0	2	0	0	0
FRAUD	11 M	0	0	0	0	0	0	0				
	F	0	0	0	0	0	0	0	0	0	0	0
EMBEZZLEMENT	12 M	0	0	0	0	0	0	0				
	F	0	0	0	0	0	0	0	0	0	0	0
STOLEN PROPERTY	13 M	0	0	0	0	0	0	0				
	F	0	0	0	0	0	0	0	0	0	0	0
VANDALISM	14 M	4	5	6	4	2	3	24				
	F	0	0	1	0	0	0	1	21	2	2	0
WEAPONS	15 M	0	0	0	0	1	3	4				
	F	0	0	0	0	0	0	0	4	0	0	0
PROSTITUTION & COMM VICE	16 M	0	0	0	0	0	0	0				
	F	0	0	0	0	0	0	0	0	0	0	0
SEX OFFENSES	17 M	0	1	0	0	0	1	2				
	F	0	0	0	0	0	0	0	1	0	1	0
SALE - OPIUM, COCAINE, ETC.	18a M	0	0	0	0	0	0	0				
	F	0	0	0	0	0	0	0	0	0	0	0
SALE - MARIJUANA	18b M	0	0	0	0	0	0	0				
	F	0	0	0	0	0	0	0	0	0	0	0
SALE - SYNTHETIC DRUGS	18c M	0	0	0	0	0	0	0				
	F	0	0	0	0	0	0	0	0	0	0	0
SALE - OTHER NON-NARCOTIC	18d M	0	0	0	0	0	0	0				
	F	0	0	0	0	0	0	0	0	0	0	0
POSS - OPIUM, COCAINE, ETC.	18e M	0	0	0	1	0	0	1				
	F	0	0	0	0	0	0	0	0	0	1	0
POSS - MARIJUANA	18f M	0	1	1	1	2	1	6				
	F	0	0	2	0	1	0	3	6	0	3	0
POSS - SYNTHETIC DRUGS	18g M	0	0	0	0	0	0	0				
	F	0	0	0	0	0	0	0	0	0	0	0
POSS - OTHER NON-NARCOTIC	18h M	0	0	0	0	0	0	0				
	F	0	0	0	0	0	0	0	0	0	0	0
GAMBLING	19 M	0	0	0	0	0	0	0				
	F	0	0	0	0	0	0	0	0	0	0	0
OFFENSES AGAINST FAMILY	20 M	0	0	0	0	0	0	0				
	F	0	0	0	0	0	0	0	0	0	0	0
DRIVING UNDER THE INFLUENCE	21 M	0	0	0	0	3	6	9				
	F	0	0	0	0	0	0	0	4	0	5	0
LIQUOR LAWS	22 M	0	1	3	6	27	31	68				
	F	0	1	9	8	22	12	52	43	0	77	0
DRUNKENNESS	23 M	0	0	0	0	0	0	0				
	F	0	0	0	0	0	0	0	0	0	0	0
DISORDERLY CONDUCT	24 M	0	0	1	1	2	2	6				
	F	0	0	3	0	1	1	5	3	1	7	0
VAGRANCY	25 M	0	0	0	0	0	0	0				
	F	0	0	0	0	0	0	0	0	0	0	0
ALL OTHER OFFENSES	26 M	0	0	4	1	9	3	17				
	F	0	0	1	0	1	2	4	13	1	7	0
SUSPICION	27 M	0	0	0	0	0	0	0				
	F	0	0	0	0	0	0	0	0	0	0	0
CURFEW	28 M	0	0	0	0	0	0	0				
	F	0	0	0	0	0	0	0	0	0	0	0
RUNAWAY	29 M	0	0	0	2	0	0	2				
	F	0	0	5	4	4	0	13	11	0	4	0
TOTALS		20	34	109	72	134	114	483	286	22	175	0

AGE, SEX AND RACE OF PERSONS ARRESTED  
 18 YEARS OF AGE AND OVER  
 FAIRHANKS POLICE DEPARTMENT  
 1980

		18	19	20	21	22	23	24	25-29	30-34	35-39	40-44	45-49	50-54	55-59	60+	TOTAL	WHITE	BLACK NATIVE	ASIAN
MURDER / NONNEG MANSL.	01A	M	0	0	0	0	0	0	0	0	0	0	0	0	0	0	0	0	0	0
	F	0	0	0	0	0	0	0	0	0	0	0	0	0	0	0	0	0	0	0
MANSLAUGHTER BY NEGLIGENCE	01B	M	0	0	0	0	0	0	0	0	0	0	0	0	0	0	0	0	0	0
	F	0	0	0	0	0	0	0	0	0	0	0	0	0	0	0	0	0	0	0
FORCIBLE RAPE	02	M	0	0	0	0	0	0	2	0	0	1	0	0	0	0	3	0	1	2
	F	0	0	0	0	0	0	0	0	0	0	0	0	0	0	0	0	0	0	0
ROBBERY	03	M	0	2	3	0	0	2	0	2	3	1	0	0	0	0	13	0	0	0
	F	0	0	0	0	0	0	0	0	0	0	0	0	0	0	0	0	6	0	7
AGGRAVATED ASSAULT	04	M	8	3	5	3	6	5	0	12	15	8	2	7	3	3	86	0	0	0
	F	1	0	0	0	0	1	1	1	2	3	0	1	0	0	0	9	47	22	26
BURGLARY	05	M	9	5	1	5	4	2	2	1	1	1	0	0	1	1	33	0	0	0
	F	0	0	0	0	0	1	0	0	0	0	0	0	0	0	0	1	21	3	10
LARCENY / THEFT	06	M	30	18	7	5	7	9	7	31	17	17	8	6	4	4	179	152	26	77
	F	11	7	8	2	4	2	4	10	9	6	4	4	2	4	0	77	0	0	0
MOTOR VEHICLE THEFT	07	M	0	3	0	2	2	1	0	0	0	0	0	0	0	0	8	0	0	0
	F	0	0	0	0	0	0	0	0	0	0	0	0	0	0	0	0	5	0	3
OTHER ASSAULTS	08	M	2	0	1	2	0	2	2	8	6	7	2	2	1	0	35	0	0	0
	F	1	0	0	0	0	0	1	1	1	1	2	0	0	0	0	7	27	3	12
ARSON	09	M	0	0	0	0	0	0	0	0	0	0	0	0	0	0	0	0	0	0
	F	0	0	0	0	0	0	0	0	0	0	0	0	0	0	0	0	0	0	0
FORGERY & COUNTERFEITING	10	M	0	2	0	0	0	0	0	1	1	0	0	0	0	0	4	0	0	0
	F	1	0	0	0	0	0	0	0	0	0	0	0	0	0	0	1	2	2	1
FRAUD	11	M	0	2	2	2	1	1	1	6	6	6	4	1	1	2	35	0	0	0
	F	0	1	0	1	1	2	0	0	2	0	1	1	1	1	1	11	17	1	28
EMBEZZLEMENT	12	M	0	0	0	0	0	0	0	1	0	0	0	0	0	0	1	0	0	0
	F	0	0	0	0	0	0	0	0	0	0	0	0	0	0	0	0	1	0	0
STOLEN PROPERTY	13	M	0	0	0	0	0	0	0	0	0	0	0	0	0	0	0	0	0	0
	F	0	0	0	0	0	0	0	0	0	0	0	0	0	0	0	0	0	0	0
VANDALISM	14	M	3	4	4	3	4	6	4	4	2	1	1	0	0	2	39	0	0	0
	F	0	1	0	0	0	1	0	0	1	0	0	0	0	0	0	3	22	5	15
WEAPONS	15	M	2	1	3	2	2	0	7	1	5	0	1	0	1	0	27	0	0	0
	F	0	3	0	0	1	1	0	0	0	0	0	0	0	0	0	5	22	4	6
PROSTITUTION & COMM VICE	16	M	0	0	0	0	0	0	0	0	0	0	1	0	0	0	1	0	0	0
	F	0	0	0	0	0	0	0	0	1	0	0	0	0	0	0	1	1	1	0
SEX OFFENSES	17	M	0	5	5	5	3	3	4	19	13	8	8	5	1	0	79	0	0	0
	F	0	0	1	0	0	1	0	4	0	0	1	1	0	0	0	8	41	4	42
SALE - OPIUM, COCAINE, ETC.	18a	M	0	0	0	0	0	0	0	0	0	0	0	0	0	0	0	0	0	0
	F	0	0	0	0	0	0	0	0	0	0	0	0	0	0	0	0	0	0	0
SALE - MARIJUANA	18b	M	0	0	0	0	0	0	0	1	1	0	0	0	0	0	2	0	0	0
	F	0	0	0	0	0	0	0	0	0	0	0	0	0	0	0	0	0	0	0
SALE - SYNTHETIC DRUGS	18c	M	0	0	0	0	0	0	0	0	0	0	0	0	0	0	0	0	0	0
	F	0	0	0	0	0	0	0	0	0	0	0	0	0	0	0	0	0	0	0
SALE - OTHER NON-NARCOTIC	18d	M	0	0	0	0	0	0	0	0	0	0	0	0	0	0	0	0	0	0
	F	0	0	0	0	0	0	0	0	0	0	0	0	0	0	0	0	0	0	0
POSS - OPIUM, COCAINE, ETC.	18e	M	0	0	0	0	0	0	0	1	0	0	0	0	0	0	1	0	0	0
	F	0	0	0	0	0	0	0	0	0	0	0	0	0	0	0	0	1	0	0
POSS - MARIJUANA	18f	M	2	0	0	0	2	1	1	4	2	0	1	0	0	0	13	0	0	0
	F	0	0	0	0	0	0	1	1	0	0	0	0	0	0	0	2	8	2	5
POSS - SYNTHETIC DRUGS	18g	M	0	0	0	0	0	0	0	0	0	0	0	0	0	0	0	0	0	0
	F	0	0	0	0	0	0	0	0	0	0	0	0	0	0	0	0	0	0	0
POSS - OTHER NON-NARCOTIC	18h	M	0	0	0	0	0	0	0	0	0	0	0	0	0	0	0	0	0	0
	F	0	0	0	0	0	0	0	0	0	0	0	0	0	0	0	0	0	0	0
GAMBLING	19	M	0	0	0	0	0	0	0	0	0	0	0	0	0	0	0	0	0	0
	F	0	0	0	0	0	0	0	0	0	0	0	0	0	0	0	0	0	0	0
OFFENSES AGAINST FAMILY	20	M	0	0	0	0	0	0	0	0	0	0	0	0	0	0	0	0	0	0
	F	0	0	0	0	0	0	0	0	1	0	0	0	0	0	0	1	0	0	0
DRIVING UNDER THE INFLUENCE	21	M	8	10	16	6	11	8	11	29	30	23	18	16	7	5	207	0	0	0
	F	1	1	1	2	3	1	4	9	3	9	2	2	1	0	0	39	196	7	43
LIQUOR LAWS	22	M	37	12	4	11	11	7	5	31	25	15	14	18	4	10	212	0	0	0
	F	18	1	4	4	3	6	2	7	2	0	1	0	1	3	1	53	74	4	187
DRUNKENNESS	23	M	0	0	0	0	0	0	0	0	0	0	0	0	0	0	0	0	0	0
	F	0	0	0	0	0	0	0	0	0	0	0	0	0	0	0	0	0	0	0
DISORDERLY CONDUCT	24	M	9	13	8	5	13	9	11	34	9	11	9	1	2	1	137	0	0	0
	F	2	6	7	5	1	5	2	13	4	3	4	0	1	0	0	53	69	6	115
VAGRANCY	25	M	0	0	0	0	0	0	0	0	0	0	0	0	0	0	0	0	0	0
	F	0	0	0	0	0	0	0	0	0	0	0	0	0	0	0	0	0	0	0
ALL OTHER OFFENSES	26	M	0	11	10	9	2	3	3	25	12	11	5	1	1	1	98	0	0	0
	F	0	3	2	1	1	2	3	1	6	4	0	1	1	1	0	26	48	9	67
SUSPICION	27	M	0	0	0	0	0	0	0	0	0	0	0	0	0	0	0	0	0	0
	F	0	0	0	0	0	0	0	0	0	0	0	0	0	0	0	0	0	0	0
TOTALS			145	114	92	75	82	84	69	274	173	139	91	68	33	38	1511	761	100	649

RETURN A-MONTHLY RETURN OF OFFENSES KNOWN TO THE POLICE  
HOMER POLICE DEPARTMENT  
1980

OFFENSES	OFFENSES REPORTED	UNFOUNDED	ACTUAL OFFENSES	OFFENSES CLEARED BY ARREST OR EXCEPTIONAL MEANS	CLEARANCES INVOLVING ONLY PERSONS UNDER 18
MURDER	0	0	0	0	0
MANSLAUGHTER BY NEGLIGENCE	0	0	0	0	0
FORCIBLE RAPE	3	0	3	1	0
ATTEMPTED RAPE	0	0	0	0	0
ROBBERY TOTALS	1	0	1	0	0
FIREARM	1	1	0	0	0
KNIFE OR CUTTING INSTRUMENT	0	0	0	0	0
OTHER DANGEROUS WEAPON	0	0	0	0	0
STRONG-ARM	0	0	0	0	0
ASSAULT TOTALS	1	1	0	0	0
FIREARM	23	0	23	12	1
KNIFE OR CUTTING INSTRUMENT	0	0	0	0	0
OTHER DANGEROUS WEAPON	0	0	0	0	0
HANDS, FISTS, FEET, ETC.	1	0	1	0	0
OTHER ASSAULTS-SIMPLE	21	0	21	11	0
BURGLARY TOTALS	1	0	1	1	1
FORCIBLE ENTRY	52	4	48	7	2
UNLAWFUL ENTRY-NO FORCE	36	2	34	6	1
ATTEMPTED FORCIBLE ENTRY	11	2	9	1	0
LARCENY-THEFT	5	0	5	1	1
MOTOR VEHICLE THEFT TOTALS	148	9	139	21	7
AUTOS	28	1	27	8	0
TRUCKS AND BUSES	11	4	7	2	0
OTHER VEHICLES	14	4	10	6	0
GRAND TOTAL	255	23	232	49	10

OFFICERS KILLED OR ASSAULTED  
KILLED-FELONY 0 KILLED-ACCIDENT 0 ASSAULTED 0

PROPERTY STOLEN BY CLASSIFICATION  
HOMER POLICE DEPARTMENT  
1980

	ACTUAL OFFENSES	PROPERTY STOLEN
MURDER	0	\$ 0
FORCIBLE RAPE	3	\$ 0
ROBBERY	0	\$ 0
HIGHWAY (STREETS & ALLEYS)	0	\$ 0
COMMERCIAL HOUSE	0	\$ 0
GAS OR SERVICE STATION	0	\$ 0
CHAIN STORE	0	\$ 0
RESIDENCE	0	\$ 0
BANK	0	\$ 0
MISCELLANEOUS	0	\$ 0
TOTAL ROBBERY	0	\$ 0
BURGLARY	0	\$ 0
RESIDENCE-NIGHT	7	\$ 1,700
RESIDENCE-DAY	5	\$ 20
RESIDENCE-UNKNOWN	8	\$ 4,828
NONRESIDENCE-NIGHT	19	\$ 4,356
NONRESIDENCE-DAY	3	\$ 300
NONRESIDENCE-UNKNOWN	6	\$ 720
TOTAL BURGLARY	48	\$ 11,924
LARCENY-THEFT	0	\$ 0
\$200 AND OVER	53	\$ 80,460
\$50 TO \$200	56	\$ 5,411
UNDER \$50	30	\$ 599
TOTAL LARCENY	139	\$ 86,470
MV-THEFT	19	\$ 14,000
GRAND TOTAL	209	\$ 112,394

6X. NATURE OF LARCENIES

POCKET-PICKING	2	\$ 400
PURSE-SNATCHING	4	\$ 1,887
SHOPLIFTING	15	\$ 698
FROM MOTOR VEHICLES	18	\$ 2,824
MV-PARTS & ACCESSORIES	13	\$ 1,831
BICYCLES	9	\$ 950
FROM BUILDINGS	22	\$ 3,802
FROM COIN-OPERATED MACHINES	0	\$ 0
ALL OTHER	0	\$ 0
TOTAL LARCENIES	56	\$ 73,878
	139	\$ 86,470

7X. MOTOR VEHICLES RECOVERED  
(C) TOTAL LOCALLY STOLEN MV RECOVERED 3

PROPERTY BY TYPE AND VALUE  
HOMER POLICE DEPARTMENT  
1980

	PROPERTY STOLEN	PROPERTY RECOVERED
CURRENCY, NOTES, ETC.	\$ 12,243	\$ 4,000
JEWELRY & PRECIOUS METALS	\$ 4,568	\$ 1,000
CLOTHING AND FURS	\$ 895	\$ 154
STOLEN MOTOR VEHICLES	\$ 14,030	\$ 6,000
OFFICE EQUIPMENT	\$ 0	\$ 0
TV'S, RADIOS, STEREO'S	\$ 5,520	\$ 0
FIREARMS	\$ 825	\$ 0
HOUSEHOLD GOODS	\$ 734	\$ 400
CONSUMABLE GOODS	\$ 2,035	\$ 0
LIVESTOCK	\$ 0	\$ 234
MISCELLANEOUS	\$ 71,544	\$ 53,369
TOTAL	\$ 112,394	\$ 65,157

AGE, SEX AND RACE OF PERSONS ARRESTED  
UNDER 18 YEARS OF AGE  
HOMER POLICE DEPARTMENT  
1980

		10 and UNDER	11-12	13-14	15	16	17	TOTAL UNDER 18	WHITE	BLACK	NATIVE	ASIAN
MURDER / NONNEG HANSL.	01A M	0	0	0	0	0	0	0	0	0	0	0
	F	0	0	0	0	0	0	0	0	0	0	0
HANSLAUGHTER BY NEGLIGENCE	01B M	0	0	0	0	0	0	0	0	0	0	0
	F	0	0	0	0	0	0	0	0	0	0	0
FORCIBLE RAPE	02 M	0	0	0	0	0	0	0	0	0	0	0
	F	0	0	0	0	0	0	0	0	0	0	0
ROBBERY	03 M	0	0	0	0	0	0	0	0	0	0	0
	F	0	0	0	0	0	0	0	0	0	0	0
AGGRAVATED ASSAULT	04 M	0	0	0	0	0	0	0	0	0	0	0
	F	0	0	0	0	0	0	0	0	0	0	0
BURGLARY	05 M	0	0	0	2	3	3	8	8	0	0	0
	F	0	0	0	0	0	0	0	0	0	0	0
LARCENY / THEFT	06 M	0	0	0	1	1	1	3	3	0	0	0
	F	0	0	0	0	0	0	0	0	0	0	0
MOTOR VEHICLE THEFT	07 M	0	0	0	0	0	0	0	0	0	0	0
	F	0	0	0	0	0	0	0	0	0	0	0
OTHER ASSAULTS	08 M	0	0	0	0	0	1	1	1	0	0	0
	F	0	0	0	0	0	0	0	0	0	0	0
ARSON	09 M	0	0	0	0	0	0	0	0	0	0	0
	F	0	0	0	0	0	0	0	0	0	0	0
FORGERY & COUNTERFEITING	10 M	0	0	0	0	0	0	0	0	0	0	0
	F	0	0	0	0	0	0	0	0	0	0	0
FRAUD	11 M	0	0	0	0	0	0	0	0	0	0	0
	F	0	0	0	0	0	0	0	0	0	0	0
EMBEZZLEMENT	12 M	0	0	0	0	0	0	0	0	0	0	0
	F	0	0	0	0	0	0	0	0	0	0	0
STOLEN PROPERTY	13 M	0	0	0	0	0	0	0	0	0	0	0
	F	0	0	0	0	0	0	0	0	0	0	0
VANDALISM	14 M	0	0	2	1	1	0	4	4	0	0	0
	F	0	0	0	0	0	0	0	0	0	0	0
WEAPONS	15 M	0	0	0	1	1	0	2	2	0	0	0
	F	0	0	0	0	0	0	0	0	0	0	0
PROSTITUTION & COMM VICE	16 M	0	0	0	0	0	0	0	0	0	0	0
	F	0	0	0	0	0	0	0	0	0	0	0
SEX OFFENSES	17 M	0	0	0	0	0	0	0	0	0	0	0
	F	0	0	0	0	0	0	0	0	0	0	0
SALE - OPIUM, COCAINE, ETC.	18a M	0	0	0	0	0	0	0	0	0	0	0
	F	0	0	0	0	0	0	0	0	0	0	0
SALE - MARIJUANA	18b M	0	0	0	0	0	0	0	0	0	0	0
	F	0	0	0	0	0	0	0	0	0	0	0
SALE - SYNTHETIC DRUGS	18c M	0	0	0	0	0	0	0	0	0	0	0
	F	0	0	0	0	0	0	0	0	0	0	0
SALE - OTHER NON-NARCOTIC	18d M	0	0	0	0	0	0	0	0	0	0	0
	F	0	0	0	0	0	0	0	0	0	0	0
POSS - OPIUM, COCAINE, ETC.	18e M	0	0	0	0	0	0	0	0	0	0	0
	F	0	0	0	0	0	0	0	0	0	0	0
POSS - MARIJUANA	18f M	0	0	0	1	1	1	3	3	0	0	0
	F	0	0	0	0	0	0	0	0	0	0	0
POSS - SYNTHETIC DRUGS	18g M	0	0	0	0	0	0	0	0	0	0	0
	F	0	0	0	0	0	0	0	0	0	0	0
POSS - OTHER NON-NARCOTIC	18h M	0	0	0	0	0	0	0	0	0	0	0
	F	0	0	0	0	0	0	0	0	0	0	0
GAMBLING	19 M	0	0	0	0	0	0	0	0	0	0	0
	F	0	0	0	0	0	0	0	0	0	0	0
OFFENSES AGAINST FAMILY	20 M	0	0	0	0	0	0	0	0	0	0	0
	F	0	0	0	0	0	0	0	0	0	0	0
DRIVING UNDER THE INFLUENCE	21 M	0	0	0	0	0	1	1	1	0	0	0
	F	0	0	0	0	0	0	0	0	0	0	0
LIQUOR LAWS	22 M	0	0	0	1	4	3	8	8	0	0	0
	F	0	0	0	0	0	1	1	1	0	0	0
DRUNKENNESS	23 M	0	0	0	0	0	0	0	0	0	0	0
	F	0	0	0	0	0	0	0	0	0	0	0
DISORDERLY CONDUCT	24 M	0	0	0	0	0	0	0	0	0	0	0
	F	0	0	0	0	0	0	0	0	0	0	0
VAGRANCY	25 M	0	0	0	0	0	0	0	0	0	0	0
	F	0	0	0	0	0	0	0	0	0	0	0
ALL OTHER OFFENSES	26 M	0	0	0	0	0	0	0	0	0	0	0
	F	0	0	0	0	0	0	0	0	0	0	0
SUSPICION	27 M	0	0	0	0	0	0	0	0	0	0	0
	F	0	0	0	0	0	0	0	0	0	0	0
CURFEW	28 M	0	0	0	0	1	1	2	2	0	0	0
	F	0	0	0	1	0	0	1	1	0	0	0
RUNAWAY	29 M	0	0	0	0	0	0	0	0	0	0	0
	F	0	0	0	0	0	0	0	0	0	0	0
TOTALS		0	0	2	8	12	12	34	34	0	0	0

AGE, SEX AND RACE OF PERSONS ARRESTED  
18 YEARS OF AGE AND OVER  
HONOLULU POLICE DEPARTMENT  
1980

			AGE												TOTAL	RACE		ASIAN			
			18	19	20	21	22	23	24	25-29	30-34	35-39	40-44	45-49		50-54	55-59		60+	WHITE	NATIVE
MURDER / NONNEG MANSL.	01A	M	0	0	0	0	0	0	0	0	0	0	0	0	0	0	0	0	0	0	
MANSLAUGHTER BY NEGLIGENCE	01B	M	0	0	0	0	0	0	0	0	0	0	0	0	0	0	0	0	0	0	
FORCIBLE RAPE	02	M	2	1	0	0	0	0	0	0	0	0	0	0	0	0	3	0	0	0	
ROBBERY	03	M	0	0	0	0	0	0	0	0	0	0	0	0	0	0	1	0	0	0	
AGGRAVATED ASSAULT	04	M	0	1	0	0	0	0	0	0	0	0	0	0	0	0	4	0	0	0	
BURGLARY	05	M	0	1	0	0	0	0	0	0	0	0	0	0	0	0	1	0	0	0	
LARCENY / THEFT	06	M	2	0	0	1	1	1	0	0	0	0	0	0	0	0	5	6	0	0	
MOTOR VEHICLE THEFT	07	M	0	0	0	0	0	0	0	0	0	0	0	0	0	0	0	0	0	0	
OTHER ASSAULTS	08	M	0	0	0	0	0	0	1	0	0	0	0	0	0	0	1	0	0	0	
ARSON	09	M	0	0	0	0	0	0	0	0	0	0	0	0	0	0	0	0	0	0	
FORGERY & COUNTERFEITING	10	M	0	0	0	0	0	0	0	0	0	0	0	0	0	0	0	0	0	0	
FRAUD	11	M	0	0	0	0	0	0	0	0	0	0	0	0	0	0	1	0	0	0	
EMBEZZLEMENT	12	M	0	0	0	0	0	0	0	0	0	0	0	0	0	0	0	0	0	0	
STOLEN PROPERTY	13	M	0	0	0	0	0	0	0	1	0	0	0	0	0	0	1	0	0	0	
VANDALISM	14	M	0	0	0	1	0	0	0	0	0	0	0	0	0	0	1	0	0	0	
WEAPONS	15	M	0	0	0	0	0	0	0	0	0	0	0	0	0	0	1	0	0	0	
PROSTITUTION & COMM VICE	16	M	0	0	0	0	0	0	0	0	0	0	0	0	0	0	0	0	0	0	
SEX OFFENSES	17	M	0	0	0	0	0	0	0	0	0	0	0	0	0	0	0	0	0	0	
SALE - OPIUM, COCAINE, ETC.	18a	M	0	0	0	0	0	0	0	0	0	0	0	0	0	0	0	0	0	0	
SALE - MARIJUANA	18b	M	0	0	0	0	0	0	0	0	0	0	0	0	0	0	0	0	0	0	
SALE - SYNTHETIC DRUGS	18c	M	0	0	0	0	0	0	0	0	0	0	0	0	0	0	0	0	0	0	
SALE - OTHER NON-NARCOTIC	18d	M	0	0	0	0	0	0	0	0	0	0	0	0	0	0	0	0	0	0	
POSS - OPIUM, COCAINE, ETC.	18e	M	0	0	0	0	0	0	0	0	0	0	0	0	0	0	0	0	0	0	
POSS - MARIJUANA	18f	M	1	0	0	0	0	0	0	0	0	0	0	0	0	0	1	0	0	0	
POSS - SYNTHETIC DRUGS	18g	M	0	0	0	0	0	0	0	0	0	0	0	0	0	0	0	0	0	0	
POSS - OTHER NON-NARCOTIC	18h	M	0	0	0	0	0	0	0	0	0	0	0	0	0	0	0	0	0	0	
GAMBLING	19	M	0	0	0	0	0	0	0	0	0	0	0	0	0	0	0	0	0	0	
OFFENSES AGAINST FAMILY	20	M	0	0	0	0	0	0	0	0	0	0	0	0	0	0	0	0	0	0	
DRIVING UNDER THE INFLUENCE	21	M	1	1	3	1	1	2	0	9	4	4	2	0	1	2	33	0	0	0	
LIQUOR LAWS	22	M	3	0	0	0	0	0	0	0	0	0	0	0	0	4	35	0	2	2	
DRUNKENNESS	23	M	0	0	0	0	0	0	0	0	0	0	0	0	0	0	4	0	0	0	
DISORDERLY CONDUCT	24	M	0	0	0	0	0	1	1	1	1	0	0	0	0	4	0	0	0	0	
VAGRANCY	25	M	0	0	0	0	0	0	0	0	0	0	0	0	0	0	2	4	0	2	
ALL OTHER OFFENSES	26	M	0	0	0	0	0	0	0	2	0	0	0	0	0	2	0	0	0	0	
SUSPICION	27	M	0	0	0	0	0	0	0	0	0	0	0	0	0	0	0	0	0	0	
TOTALS			9	4	4	2	3	4	3	15	8	9	4	1	3	3	74	68	0	4	2

RETURN A-MONTHLY RETURN OF OFFENSES KNOWN TO THE POLICE  
JUNEAU POLICE DEPARTMENT  
1980

OFFENSES	OFFENSES REPORTED	UNFOUNDED	ACTUAL OFFENSES	OFFENSES CLEARED BY ARREST OR EXCEPTIONAL MEANS	CLEARANCES INVOLVING ONLY PERSONS UNDER 18
MURDER	1	0	1	1	0
MANSLAUGHTER BY NEGLIGENCE	0	0	0	0	0
FORCIBLE RAPE	10	2	8	3	0
ACTUAL RAPE	9	2	7	3	0
ATTEMPTED RAPE	1	0	1	0	0
ROBBERY TOTALS	4	1	3	2	0
FIREARM	0	0	0	0	0
KNIFE OR CUTTING INSTRUMENT	1	0	1	0	0
OTHER DANGEROUS WEAPON	0	0	0	0	0
STRONG-ARM	3	1	2	2	0
ASSAULT TOTALS	200	1	199	52	8
FIREARM	6	0	6	3	0
KNIFE OR CUTTING INSTRUMENT	11	0	11	9	2
OTHER DANGEROUS WEAPON	2	0	2	2	0
HANDS, FISTS, FEET, ETC.	0	0	0	1	0
OTHER ASSAULTS-SIMPLE	181	1	180	37	6
BURGLARY TOTALS	128	10	118	28	17
FORCIBLE ENTRY	74	0	72	22	13
UNLAWFUL ENTRY-NO FORCE	47	0	40	6	4
ATTEMPTED FORCIBLE ENTRY	7	1	6	0	0
LARCENY-THEFT	453	14	439	79	39
MOTOR VEHICLE THEFT TOTALS	55	21	34	12	4
AUTOS	27	12	15	3	1
TRUCKS AND BUSES	20	6	14	8	3
OTHER VEHICLES	8	3	5	1	0
GRAND TOTAL	851	49	802	177	68
OFFICERS KILLED OR ASSAULTED					
KILLED-FELONY	0				
KILLED-ACCIDENT	0				
ASSAULTED	12				

PROPERTY STOLEN BY CLASSIFICATION  
JUNEAU POLICE DEPARTMENT  
1980

	ACTUAL OFFENSES	PROPERTY STOLEN
MURDER	1	\$ 0
FORCIBLE RAPE	8	\$ 0
ROBBERY		
HIGHWAY (STREETS & ALLEYS)	3	\$ 602
COMMERCIAL HOUSE	0	\$ 0
GAS OR SERVICE STATION	0	\$ 0
CHAIN STORE	0	\$ 0
RESIDENCE	0	\$ 0
BANK	0	\$ 0
MISCELLANEOUS	3	\$ 602
TOTAL ROBBERY	3	\$ 602
BURGLARY		
RESIDENCE-NIGHT	28	\$ 4,306
RESIDENCE-DAY	8	\$ 1,294
RESIDENCE-UNKNOWN	24	\$ 5,852
NONRESIDENCE-NIGHT	27	\$ 9,586
NONRESIDENCE-DAY	3	\$ 100
NONRESIDENCE-UNKNOWN	26	\$ 8,783
TOTAL BURGLARY	118	\$ 29,921
LARCENY-THEFT		
\$200 AND OVER	140	\$ 164,955
\$50 TO \$200	156	\$ 21,387
UNDER \$50	143	\$ 2,435
TOTAL LARCENY	439	\$ 188,777
MV-THEFT	34	\$ 93,600
GRAND TOTAL	603	\$ 312,900

6X. NATURE OF LARCENIES

POCKET-PICKING	2	\$ 30
PURSE-SNATCHING	2	\$ 95
SHOPLIFTING	53	\$ 1,244
FROM MOTOR VEHICLES	82	\$ 35,406
MV-PARTS & ACCESSORIES	6	\$ 2,492
BICYCLES	44	\$ 6,802
FROM BUILDINGS	177	\$ 87,197
FROM COIN-OPERATED MACHINES	2	\$ 85
ALL OTHER	71	\$ 55,426
TOTAL LARCENIES	439	\$ 188,777

7X. MOTOR VEHICLES RECOVERED  
(C) TOTAL LOCALLY STOLEN MV RECOVERED

27

PROPERTY BY TYPE AND VALUE  
JUNEAU POLICE DEPARTMENT  
1980

	PROPERTY STOLEN	PROPERTY RECOVERED
CURRENCY, NOTES, ETC.	\$ 39,119	\$ 7,197
JEWELRY & PRECIOUS METALS	\$ 20,196	\$ 1,645
CLOTHING AND FURS	\$ 16,362	\$ 2,908
STOLEN MOTOR VEHICLES	\$ 93,600	\$ 83,500
OFFICE EQUIPMENT	\$ 1,230	\$ 75
TV'S, RADIOS, STEREOS	\$ 17,797	\$ 5,319
FIREARMS	\$ 4,548	\$ 1,115
HOUSEHOLD GOODS	\$ 22,393	\$ 58
CONSUMABLE GOODS	\$ 7,159	\$ 922
LIVESTOCK	\$ 0	\$ 0
MISCELLANEOUS	\$ 90,496	\$ 26,283
TOTAL	\$ 312,900	\$ 129,022

AGE, SEX AND RACE OF PERSONS ARRESTED  
UNDER 18 YEARS OF AGE  
JUNEAU POLICE DEPARTMENT  
1980

		AGE					TOTAL UNDER 18	RACE		ASIAN		
		10 and UNDER	11-12	13-14	15	16		17	WHITE		BLACK NATIVE	
MURDER / NONNEG MANSL.	01A M	0	0	0	0	0	0	0	0	0		
	F	0	0	0	0	0	0	0	0	0		
MANSLAUGHTER BY NEGLIGENCE	01B M	0	0	0	0	0	0	0	0	0		
	F	0	0	0	0	0	0	0	0	0		
FORCIBLE RAPE	02 M	0	0	0	0	0	0	0	0	0		
	F	0	0	0	0	0	0	0	0	0		
ROBBERY	03 M	0	0	0	0	0	0	0	0	0		
	F	0	0	0	0	0	0	0	0	0		
AGGRAVATED ASSAULT	04 M	0	0	0	0	1	1	0	2	0		
	F	0	0	0	0	0	0	0	0	0		
BURGLARY	05 M	0	3	2	2	8	17	4	14	1		
	F	0	0	2	1	3	6	0	0	0		
LARCENY / THEFT	06 M	8	5	4	2	7	26	0	22	0		
	F	4	3	4	1	1	19	20	0	0		
MOTOR VEHICLE THEFT	07 M	0	0	1	1	1	3	0	6	0		
	F	0	0	1	1	1	3	0	0	0		
OTHER ASSAULTS	08 M	0	0	1	1	0	2	1	0	0		
	F	0	0	2	1	0	3	0	0	0		
ARSON	09 M	2	0	0	0	0	2	0	2	0		
	F	0	0	0	0	0	0	0	0	0		
FORGERY & COUNTERFEITING	10 M	0	0	0	0	0	0	0	0	0		
	F	0	0	0	0	1	1	1	0	0		
FRAUD	11 M	0	0	0	0	1	1	0	1	0		
	F	0	0	0	0	0	0	0	0	0		
EMBEZZLEMENT	12 M	0	0	0	0	0	0	0	0	0		
	F	0	0	0	0	0	0	0	0	0		
STOLEN PROPERTY	13 M	0	0	0	2	1	3	0	0	0		
	F	0	0	0	0	0	0	0	3	0		
VANDALISM	14 M	3	3	4	2	0	15	8	0	0		
	F	0	1	1	0	3	5	0	12	0		
WEAPONS	15 M	0	1	1	2	2	6	0	6	0		
	F	0	0	0	0	0	0	0	0	0		
PROSTITUTION & COMM VICE	16 M	0	0	0	0	0	0	0	0	0		
	F	0	0	0	0	0	0	0	0	0		
SEX OFFENSES	17 M	0	0	2	0	0	2	0	0	0		
	F	0	0	0	0	0	0	0	2	0		
SALE - OPIUM, COCAINE, ETC.	18a M	0	0	0	0	0	0	0	0	0		
	F	0	0	0	0	0	0	0	0	0		
SALE - MARIJUANA	18b M	0	0	0	0	0	0	0	0	0		
	F	0	0	0	0	0	0	0	0	0		
SALE - SYNTHETIC DRUGS	18c M	0	0	0	0	0	0	0	0	0		
	F	0	0	0	0	0	0	0	0	0		
SALE - OTHER NON-NARCOTIC	18d M	0	0	0	0	0	0	0	0	0		
	F	0	0	0	0	0	0	0	0	0		
POSS - OPIUM, COCAINE, ETC.	18e M	0	0	0	0	0	0	0	0	0		
	F	0	0	0	0	0	0	0	0	0		
POSS - MARIJUANA	18f M	0	0	1	5	4	10	10	1	0		
	F	0	0	0	0	0	0	0	0	0		
POSS - SYNTHETIC DRUGS	18g M	0	0	0	0	1	1	1	0	0		
	F	0	0	0	0	0	0	0	0	0		
POSS - OTHER NON-NARCOTIC	18h M	0	0	0	0	1	1	0	1	0		
	F	0	0	0	0	0	0	0	0	0		
GAMBLING	19 M	0	0	0	0	0	0	0	0	0		
	F	0	0	0	0	0	0	0	0	0		
OFFENSES AGAINST FAMILY	20 M	0	0	0	0	0	0	0	0	0		
	F	0	0	0	0	0	0	0	0	0		
DRIVING UNDER THE INFLUENCE	21 M	2	2	1	0	3	8	0	0	0		
	F	0	1	2	0	0	3	0	0	0		
LIQUOR LAWS	22 M	36	6	9	1	6	2	2	3	4		
	F	10	4	1	0	1	0	1	0	3		
DRUNKENNESS	23 M	0	0	0	0	0	0	0	0	0		
	F	0	0	0	0	0	0	0	0	0		
DISORDERLY CONDUCT	24 M	1	3	3	3	3	0	2	12	7		
	F	0	2	1	0	1	1	1	1	1		
VAGRANCY	25 M	0	0	0	0	0	0	0	0	0		
	F	0	0	0	0	0	0	0	0	0		
ALL OTHER OFFENSES	26 M	1	0	0	3	0	0	0	1	4		
	F	0	0	0	0	0	0	0	0	0		
SUSPICION	27 M	0	0	0	0	0	0	0	0	0		
	F	0	0	0	0	0	0	0	0	0		
CURFEW	28 M	1	1	10	5	0	19	0	23	8		
	F	1	4	14	4	0	0	0	0	0		
RUNAWAY	29 M	0	0	1	1	0	2	1	0	5		
	F	0	0	2	1	0	3	0	0	0		
TOTALS		22	18	71	72	72	108	363	94	1	267	1

AGE, SEX AND RACE OF PERSONS ARRESTED  
18 YEARS OF AGE AND OVER  
JUNEAU POLICE DEPARTMENT  
1980

		AGE														TOTAL	RACE			ASIAN			
		18	19	20	21	22	23	24	25-29	30-34	35-39	40-44	45-49	50-54	55-59		60+	WHITE	BLACK		NATIVE		
MURDER / NONNEG MANSL.	01A M	0	0	1	0	0	1	0	0	0	0	0	0	0	0	0	0	0	2	0	0	2	0
	F	0	0	0	0	0	0	0	0	0	0	0	0	0	0	0	0	0	0	0	0	0	0
MANSLAUGHTER BY NEGLIGENCE	01B M	0	0	0	0	0	0	0	0	0	0	0	0	0	0	0	0	0	0	0	0	0	0
	F	0	0	0	0	0	0	0	0	0	0	0	0	0	0	0	0	0	0	0	0	0	0
FORCIBLE RAPE	02 M	0	0	1	0	0	0	0	1	0	0	0	0	0	0	0	0	0	2	0	0	2	0
	F	0	0	0	0	0	0	0	0	0	0	0	0	0	0	0	0	0	0	0	0	0	0
ROBBERY	03 M	0	0	0	0	0	0	0	2	0	0	0	0	0	0	0	0	0	0	0	0	0	0
	F	0	0	0	0	0	0	0	0	0	0	0	0	0	0	0	0	0	0	0	0	0	0
AGGRAVATED ASSAULT	04 M	1	0	1	0	1	1	1	4	2	2	0	0	0	0	0	0	0	13	2	0	0	0
	F	0	0	0	0	0	0	0	1	0	0	0	0	0	0	0	0	0	1	0	0	0	0
BURGLARY	05 M	4	2	1	0	0	4	0	1	0	0	0	0	0	0	0	0	0	12	9	0	5	0
	F	0	0	0	0	0	0	0	0	0	0	0	0	0	0	0	0	0	0	0	0	0	0
LARCENY / THEFT	06 M	4	2	5	6	3	1	6	1	1	1	0	0	0	2	0	1	33	2	0	10	0	
	F	1	0	0	0	0	0	0	0	0	1	0	0	0	0	0	0	0	0	0	0	0	0
MOTOR VEHICLE THEFT	07 M	2	1	3	0	0	3	0	0	1	0	0	0	0	0	0	0	1	11	0	0	18	0
	F	0	0	0	0	0	0	0	0	0	0	0	0	0	0	0	0	0	0	0	0	0	0
OTHER ASSAULTS	08 M	3	3	0	1	2	1	3	6	4	0	1	0	0	1	0	2	29	6	0	5	0	
	F	0	1	0	2	0	1	0	0	1	0	0	0	0	0	0	0	5	14	1	19	0	
ARSON	09 M	0	0	0	0	0	0	0	0	0	0	0	0	0	0	0	0	0	0	0	0	0	0
	F	0	0	0	0	0	0	0	0	0	0	0	0	0	0	0	0	0	0	0	0	0	0
FORGERY & COUNTERFEITING	10 M	0	0	1	0	0	0	0	1	0	0	0	0	0	1	0	0	3	0	0	0	0	
	F	0	0	0	0	0	0	0	0	0	0	0	0	0	0	0	0	0	0	0	0	0	0
FRAUD	11 M	1	0	0	3	0	0	0	1	0	0	1	0	0	1	0	1	8	3	0	1	0	
	F	0	0	0	0	0	0	0	0	0	0	0	0	0	0	0	0	1	0	0	0	0	
EMBEZZLEMENT	12 M	0	0	0	0	0	0	0	0	0	0	0	0	0	0	0	0	0	0	0	0	0	0
	F	0	0	0	0	0	0	0	0	0	0	0	0	0	0	0	0	0	0	0	0	0	0
STOLEN PROPERTY	13 M	0	0	1	0	0	0	0	0	0	0	0	0	0	0	0	0	1	0	0	0	0	0
	F	0	0	0	0	0	0	0	0	0	0	0	0	0	0	0	0	0	0	0	0	0	0
VANDALISM	14 M	5	1	1	1	2	1	1	1	0	0	0	0	0	0	0	0	13	0	0	1	0	
	F	1	0	0	0	0	0	0	0	0	0	0	0	0	0	0	0	1	5	0	9	0	
WEAPONS	15 M	0	0	0	0	1	2	0	0	0	0	1	0	0	1	0	0	1	7	0	1	0	
	F	0	0	0	0	0	0	0	0	0	0	0	0	0	0	0	0	0	0	0	0	0	0
PROSTITUTION & COMM VICE	16 M	0	0	0	0	0	0	0	0	0	0	0	0	0	0	0	0	0	0	0	0	0	0
	F	0	0	0	0	0	0	0	0	0	0	0	0	0	0	0	0	0	0	0	0	0	0
SEX OFFENSES	17 M	0	0	0	0	0	0	0	1	0	1	0	0	0	0	0	0	2	0	0	0	0	0
	F	0	0	0	0	0	0	0	0	0	0	0	0	0	0	0	0	0	2	0	0	0	0
SALE - OPIUM, COCAINE, ETC.	18a M	0	0	0	0	0	0	0	0	0	0	0	0	0	0	0	0	0	0	0	0	0	0
	F	0	0	0	0	0	0	0	0	0	0	0	0	0	0	0	0	0	0	0	0	0	0
SALE - MARIJUANA	18b M	0	0	0	0	0	0	0	0	0	0	0	0	0	0	0	0	0	0	0	0	0	0
	F	0	0	0	0	0	0	0	0	0	0	0	0	0	0	0	0	0	0	0	0	0	0
SALE - SYNTHETIC DRUGS	18c M	0	0	0	0	0	0	0	0	0	0	0	0	0	0	0	0	0	0	0	0	0	0
	F	0	0	0																			



RETURN A-MONTHLY RETURN OF OFFENSES KNOWN TO THE POLICE  
KENAI POLICE DEPARTMENT  
1980

OFFENSES	OFFENSES REPORTED	UNFOUNDED	ACTUAL OFFENSES	OFFENSES CLEARED BY ARREST OR EXCEPTIONAL MEANS	CLEARANCES INVOLVING ONLY PERSONS UNDER 18
MURDER	1	0	1	1	0
MANSLAUGHTER BY NEGLIGENCE	0	0	0	0	0
FORCIBLE RAPE	1	1	0	0	0
ACTUAL RAPE	1	1	0	0	0
ATTEMPTED RAPE	0	0	0	0	0
ROBBERY TOTALS	0	0	0	0	0
FIREARM	0	0	0	0	0
KNIFE OR CUTTING INSTRUMENT	0	0	0	0	0
OTHER DANGEROUS WEAPON	0	0	0	0	0
STRONG-ARM	0	0	0	0	0
ASSAULT TOTALS	46	4	42	34	4
FIREARM	1	0	1	1	0
KNIFE OR CUTTING INSTRUMENT	2	0	2	2	2
OTHER DANGEROUS WEAPON	2	1	1	1	1
HANDS, FISTS, FEET, ETC.	32	2	30	22	1
OTHER ASSAULTS-SIMPLE	9	1	8	8	0
BURGLARY TOTALS	70	11	59	16	3
FORCIBLE ENTRY	34	3	31	8	1
UNLAWFUL ENTRY-NO FORCE	24	4	20	8	2
ATTEMPTED FORCIBLE ENTRY	12	4	8	0	0
LARCENY-THEFT	233	23	210	53	21
MOTOR VEHICLE THEFT TOTALS	45	19	26	11	0
AUTOS	32	14	18	7	0
TRUCKS AND BUSES	9	4	5	1	0
OTHER VEHICLES	9	2	7	3	0
GRAND TOTAL	396	58	338	115	28

OFFICERS KILLED OR ASSAULTED  
KILLED-FELONY 0 KILLED-ACCIDENT 0 ASSAULTED 1

PROPERTY STOLEN BY CLASSIFICATION  
KENAI POLICE DEPARTMENT  
1980

	ACTUAL OFFENSES	PROPERTY STOLEN
MURDER	1	\$ 0
FORCIBLE RAPE	0	\$ 0
ROBBERY		
HIGHWAY (STREETS & ALLEYS)	0	\$ 0
COMMERCIAL HOUSE	0	\$ 0
GAS OR SERVICE STATION	0	\$ 0
CHAIN STORE	0	\$ 0
RESIDENCE	0	\$ 0
BANK	0	\$ 0
MISCELLANEOUS	0	\$ 0
TOTAL ROBBERY	0	\$ 0
BURGLARY		
RESIDENCE-NIGHT	13	\$ 3,466
RESIDENCE-DAY	3	\$ 2,420
RESIDENCE-UNKNOWN	13	\$ 2,285
NONRESIDENCE-NIGHT	19	\$ 22,597
NONRESIDENCE-DAY	2	\$ 137
NONRESIDENCE-UNKNOWN	9	\$ 1,439
TOTAL BURGLARY	59	\$ 32,344
LARCENY-THEFT		
\$200 AND OVER	64	\$ 30,646
\$50 TO \$200	57	\$ 6,460
UNDER \$50	89	\$ 2,441
TOTAL LARCENY	210	\$ 39,547
MV-THEFT	26	\$ 44,570
GRAND TOTAL	296	\$ 116,461

6X. NATURE OF LARCENIES

POCKET-PICKING	2	\$ 21
PURSE-SNATCHING	6	\$ 1,436
SHOPLIFTING	29	\$ 2,497
FROM MOTOR VEHICLES	59	\$ 10,394
MV-PARTS & ACCESSORIES	17	\$ 4,232
BICYCLES	16	\$ 2,316
FROM BUILDINGS	33	\$ 6,978
FROM COIN-OPERATED MACHINES	3	\$ 216
ALL OTHER	45	\$ 11,457
TOTAL LARCENIES	210	\$ 39,547

7X. MOTOR VEHICLES RECOVERED  
(C) TOTAL LOCALLY STOLEN MV RECOVERED 19

PROPERTY BY TYPE AND VALUE  
KENAI POLICE DEPARTMENT  
1980

	PROPERTY STOLEN	PROPERTY RECOVERED
CURRENCY, NOTES, ETC.	\$ 7,499	\$ 1,004
JEWELRY & PRECIOUS METALS	\$ 13,305	\$ 1,350
CLOTHING AND FURS	\$ 981	\$ 92
STOLEN MOTOR VEHICLES	\$ 50,900	\$ 47,050
OFFICE EQUIPMENT	\$ 560	\$ 120
TV'S, RADIOS, STEREO'S	\$ 11,333	\$ 1,560
FIREARMS	\$ 4,264	\$ 300
HOUSEHOLD GOODS	\$ 1,116	\$ 46
CONSUMABLE GOODS	\$ 972	\$ 180
LIVESTOCK	\$ 0	\$ 0
MISCELLANEOUS	\$ 25,531	\$ 3,565
TOTAL	\$ 116,461	\$ 55,267

AGE, SEX AND RACE OF PERSONS ARRESTED  
 UNDER 18 YEARS OF AGE  
 KENAI POLICE DEPARTMENT  
 1980

		10 and UNDER	11-12	13-14	15	16	17	TOTAL UNDER 18	WHITE	BLACK	NATIVE	ASIAN
MURDER / NONNEG MANSL.	01A M	0	0	0	0	0	0	0				
	F	0	0	0	0	0	0	0				
MANSLAUGHTER BY NEGLIGENCE	01B M	0	0	0	0	0	0	0	0	0	0	0
	F	0	0	0	0	0	0	0				
FORCIBLE RAPE	02 M	0	0	0	0	0	0	0	0	0	0	0
	F	0	0	0	0	0	0	0				
ROBBERY	03 M	0	0	0	0	0	0	0	0	0	0	0
	F	0	0	0	0	0	0	0				
AGGRAVATED ASSAULT	04 M	0	0	0	0	0	1	1	0	0	0	0
	F	0	0	0	0	0	1	1				
BURGLARY	05 M	0	0	0	0	0	4	4	2	0	0	0
	F	0	0	0	0	0	4	4				
LARCENY / THEFT	06 M	2	1	3	4	4	7	21	4	0	0	0
	F	1	1	2	4	4	1	6	26	0	1	0
MOTOR VEHICLE THEFT	07 M	0	0	0	0	0	0	0	0	0	0	0
	F	0	0	0	0	0	0	0				
OTHER ASSAULTS	08 M	0	0	0	0	0	0	0	0	0	0	0
	F	0	0	0	0	0	0	0				
ARSON	09 M	0	0	0	0	0	0	0	0	0	0	0
	F	0	0	0	0	0	0	0				
FORGERY & COUNTERFEITING	10 M	0	0	0	0	0	0	0	0	0	0	0
	F	0	0	0	0	0	0	0				
FRAUD	11 M	0	0	0	0	0	0	0	0	0	0	0
	F	0	0	0	0	0	0	0				
EMBEZZLEMENT	12 M	0	0	0	0	0	0	0	0	0	0	0
	F	0	0	0	0	0	0	0				
STOLEN PROPERTY	13 M	0	0	0	0	0	0	0	0	0	0	0
	F	0	0	0	0	0	0	0				
VANDALISM	14 M	0	0	3	1	0	1	5	0	0	0	0
	F	0	0	0	0	0	0	0				
WEAPONS	15 M	0	0	0	0	0	0	0	4	0	1	0
	F	0	0	0	0	0	0	0				
PROSTITUTION & COMM VICE	16 M	0	0	0	0	0	0	0	0	0	0	0
	F	0	0	0	0	0	0	0				
SEX OFFENSES	17 M	0	0	0	0	0	0	0	0	0	0	0
	F	0	0	0	0	0	0	0				
SALE - OPIUM, COCAINE, ETC.	18a M	0	0	0	0	0	0	0	0	0	0	0
	F	0	0	0	0	0	0	0				
SALE - MARIJUANA	18b M	0	0	0	0	0	0	0	0	0	0	0
	F	0	0	0	0	0	0	0				
SALE - SYNTHETIC DRUGS	18c M	0	0	0	0	0	0	0	0	0	0	0
	F	0	0	0	0	0	0	0				
SALE - OTHER NON-NARCOTIC	18d M	0	0	0	0	0	0	0	0	0	0	0
	F	0	0	0	0	0	0	0				
POSS - OPIUM, COCAINE, ETC.	18e M	0	0	0	0	0	1	1	0	0	0	0
	F	0	0	0	0	0	0	0				
POSS - MARIJUANA	18f M	0	0	0	3	2	1	4	1	0	0	0
	F	0	0	0	0	0	0	0				
POSS - SYNTHETIC DRUGS	18g M	0	0	0	0	0	0	0	10	0	0	0
	F	0	0	0	0	0	0	0				
POSS - OTHER NON-NARCOTIC	18h M	0	0	0	0	0	0	0	0	0	0	0
	F	0	0	0	0	0	0	0				
GAMBLING	19 M	0	0	0	0	0	0	0	0	0	0	0
	F	0	0	0	0	0	0	0				
OFFENSES AGAINST FAMILY	20 M	0	0	0	0	0	0	0	0	0	0	0
	F	0	0	0	0	0	0	0				
DRIVING UNDER THE INFLUENCE	21 M	0	0	0	0	0	6	6	0	0	0	0
	F	0	0	0	0	0	0	0				
LIQUOR LAWS	22 M	0	0	2	1	3	12	18	6	0	0	0
	F	0	0	0	0	0	0	0				
DRUNKENNESS	23 M	0	0	1	2	2	1	6	23	0	1	0
	F	0	0	0	0	0	0	0				
DISORDERLY CONDUCT	24 M	0	0	0	0	0	0	0	0	0	0	0
	F	0	0	0	0	0	1	1				
VAGRANCY	25 M	0	0	0	0	0	0	0	1	0	0	0
	F	0	0	0	0	0	0	0				
ALL OTHER OFFENSES	26 M	0	0	2	0	1	2	5	0	0	0	0
	F	0	0	0	0	0	0	0				
SUSPICION	27 M	0	0	0	0	0	0	0	5	0	0	0
	F	0	0	0	0	0	0	0				
CURFEW	28 M	0	0	0	0	0	0	0	0	0	0	0
	F	0	0	0	0	0	0	0				
RUNAWAY	29 M	0	0	0	0	0	0	0	0	0	0	0
	F	0	0	0	0	1	0	1	1	0	0	0
TOTALS		3	2	16	11	13	41	86	83	0	3	0

AGE, SEX AND RACE OF PERSONS ARRESTED  
18 YEARS OF AGE AND OVER  
KENAI POLICE DEPARTMENT  
1980

			AGE													TOTAL	WHITE	BLACK	NATIVE	ASIAN				
			18	19	20	21	22	23	24	25-29	30-34	35-39	40-44	45-49	50-54						55-59	60+		
MURDER / NONNEG MANSL.	01A	M	0	0	0	0	0	0	0	0	0	0	0	0	0	0	0	0	0	0	0	0	0	0
MANSLAUGHTER BY NEGLIGENCE	01B	M	0	0	0	0	0	0	0	0	0	0	0	0	0	0	0	0	0	0	0	0	0	0
FORCIBLE RAPE	02	M	0	0	0	0	0	0	0	0	0	0	0	0	0	0	0	0	0	0	0	0	0	0
ROBBERY	03	M	0	0	0	0	0	0	0	0	0	0	0	0	0	0	0	0	0	0	0	0	0	0
AGGRAVATED ASSAULT	04	M	2	0	0	0	1	1	1	0	2	1	0	1	0	0	0	0	0	0	9	0	0	0
BURGLARY	05	M	4	1	0	0	0	0	1	0	0	0	0	0	0	0	0	0	0	0	6	6	0	0
LARCENY / THEFT	06	M	7	1	5	0	2	1	1	0	1	0	0	0	0	0	0	1	19	19	20	0	2	
MOTOR VEHICLE THEFT	07	M	0	0	0	0	0	0	0	0	0	0	0	0	0	0	0	0	0	0	0	0	0	0
OTHER ASSAULTS	08	M	0	0	0	0	0	0	0	1	1	1	0	0	0	0	0	0	3	3	4	0	0	
ARSON	09	M	0	0	0	0	0	0	0	0	0	0	0	0	0	0	0	0	0	0	0	0	0	0
FORGERY & COUNTERFEITING	10	M	0	0	0	0	0	0	0	0	0	0	0	0	0	0	0	0	0	0	0	0	0	0
FRAUD	11	M	0	0	0	0	0	0	0	0	0	0	0	0	0	0	0	0	0	0	0	0	0	0
EMBEZZLEMENT	12	M	0	0	0	0	0	0	0	0	0	0	0	0	0	0	0	0	0	0	0	0	0	0
STOLEN PROPERTY	13	M	2	0	0	0	0	0	0	0	0	0	0	0	0	0	0	0	2	2	2	0	0	
VANDALISM	14	M	1	0	0	1	1	0	0	0	0	0	0	0	0	0	0	0	3	3	3	0	0	
WEAPONS	15	M	0	0	0	0	0	0	0	0	2	0	1	0	0	0	0	0	3	3	3	0	0	
PROSTITUTION & COMM VICE	16	M	0	0	0	0	0	0	0	0	0	0	0	0	0	0	0	0	0	0	0	0	0	0
SEX OFFENSES	17	M	0	0	0	0	0	0	0	0	0	0	0	0	0	0	0	0	1	1	1	0	0	
SALE - OPIUM, COCAINE, ETC.	18a	M	0	0	0	0	0	0	0	0	0	0	0	0	0	0	0	0	0	0	0	0	0	0
SALE - MARIJUANA	18b	M	0	0	0	0	0	0	0	0	0	0	0	0	0	0	0	0	0	0	0	0	0	0
SALE - SYNTHETIC DRUGS	18c	M	0	0	0	0	0	0	0	0	0	0	0	0	0	0	0	0	0	0	0	0	0	0
SALE - OTHER NON-NARCOTIC	18d	M	0	0	0	0	0	0	0	0	0	0	0	0	0	0	0	0	0	0	0	0	0	0
POSS - OPIUM, COCAINE, ETC.	18e	M	0	0	0	0	1	1	1	0	2	0	0	0	0	0	0	0	5	5	5	0	0	
POSS - MARIJUANA	18f	M	0	0	1	0	0	0	1	2	1	0	0	0	0	0	0	0	5	5	6	0	0	
POSS - SYNTHETIC DRUGS	18g	M	0	0	0	0	0	0	0	0	0	0	0	0	0	0	0	0	1	1	1	0	0	
POSS - OTHER NON-NARCOTIC	18h	M	0	0	0	0	0	0	0	0	0	0	0	0	0	0	0	0	0	0	0	0	0	0
GAMBLING	19	M	0	0	0	0	0	0	0	0	0	0	0	0	0	0	0	0	2	2	3	0	0	
OFFENSES AGAINST FAMILY	20	M	0	0	0	0	0	0	0	0	0	0	0	0	0	0	0	0	3	3	5	0	0	
DRIVING UNDER THE INFLUENCE	21	M	3	2	2	0	7	2	3	3	14	7	1	6	4	0	3	57	57	59	1	5		
LIQUOR LAWS	22	M	14	0	0	0	0	0	0	0	0	0	0	0	0	0	0	14	14	19	0	0		
DRUNKENNESS	23	M	5	0	0	0	0	0	0	0	0	0	0	0	0	0	0	5	5	0	0	0		
DISORDERLY CONDUCT	24	M	1	0	0	0	1	2	0	2	0	0	0	0	1	0	0	7	7	8	0	0		
VAGRANCY	25	M	0	0	0	0	0	0	0	0	0	0	0	0	0	0	0	0	0	0	0	0	0	
ALL OTHER OFFENSES	26	M	1	0	1	0	0	1	1	1	1	0	0	1	0	1	0	7	7	7	0	2		
SUSPICION	27	M	0	0	0	0	0	0	0	0	0	0	0	0	0	0	0	0	0	0	0	0	0	
TOTALS			41	8	8	3	15	8	10	13	24	10	4	10	8	1	4	167	156	1	10	0		

RETURN A-MONTHLY RETURN OF OFFENSES KNOWN TO THE POLICE  
KETCHIKAN POLICE DEPARTMENT  
1980

OFFENSES	OFFENSES REPORTED	UNFOUNDED	ACTUAL OFFENSES	OFFENSES CLEARED BY ARREST OR EXCEPTIONAL MEANS	CLEARANCES INVOLVING ONLY PERSONS UNDER 18
MURDER	0	0	0	0	0
MANSLAUGHTER BY NEGLIGENCE	0	0	0	0	0
FORCIBLE RAPE	10	0	10	3	1
ACTUAL RAPE	9	0	9	3	1
ATTEMPTED RAPE	1	0	1	0	0
ROBBERY TOTALS	3	0	3	1	0
FIREARM	2	0	2	1	0
KNIFE OR CUTTING INSTRUMENT	0	0	0	0	0
OTHER DANGEROUS WEAPON	0	0	0	0	0
STRONG-ARM	1	0	1	0	0
ASSAULT TOTALS	255	2	253	133	7
FIREARM	6	0	6	1	0
KNIFE OR CUTTING INSTRUMENT	14	1	13	8	1
OTHER DANGEROUS WEAPON	15	0	15	8	0
HANDS, FISTS, FEET, ETC.	38	0	38	22	2
OTHER ASSAULTS-SIMPLE	182	1	181	94	4
BURGLARY TOTALS	175	1	174	35	16
FORCIBLE ENTRY	175	1	174	35	16
UNLAWFUL ENTRY-NO FORCE	60	0	60	21	7
ATTEMPTED FORCIBLE ENTRY	20	0	20	14	9
LARCENY-THEFT	444	17	427	126	0
MOTOR VEHICLE THEFT TOTALS	62	6	56	10	3
AUTOS	29	3	26	6	0
TRUCKS AND BUSES	23	1	22	3	1
OTHER VEHICLES	10	2	8	1	0
GRAND TOTAL	1,149	26	1,123	308	102
OFFICERS KILLED OR ASSAULTED	0	0	0	0	0
KILLED-FELONY	0	0	0	0	0
KILLED-ACCIDENT	0	0	0	0	0
ASSAULTED	0	12	12	0	0

PROPERTY STOLEN BY CLASSIFICATION  
KETCHIKAN POLICE DEPARTMENT  
1980

	ACTUAL OFFENSES	PROPERTY STOLEN
MURDER	0	\$ 0
FORCIBLE RAPE	10	\$ 0
ROBBERY		
HIGHWAY (STREETS & ALLEYS)	0	\$ 0
COMMERCIAL HOUSE	0	\$ 0
GAS OR SERVICE STATION	0	\$ 0
CHAIN STORE	1	\$ 0
RESIDENCE	0	\$ 0
BANK	0	\$ 0
MISCELLANEOUS	2	\$ 825
TOTAL ROBBERY	3	\$ 825
BURGLARY		
RESIDENCE-NIGHT	35	\$ 4,386
RESIDENCE-DAY	24	\$ 8,146
RESIDENCE-UNKNOWN	22	\$ 7,315
NONRESIDENCE-NIGHT	41	\$ 15,859
NONRESIDENCE-DAY	6	\$ 1,550
NONRESIDENCE-UNKNOWN	24	\$ 3,423
TOTAL BURGLARY	174	\$ 40,679
LARCENY-THEFT		
\$200 AND OVER	213	\$ 459,653
\$50 TO \$200	212	\$ 24,392
UNDER \$50	202	\$ 5,556
TOTAL LARCENY	627	\$ 489,601
MV-THEFT	56	\$ 147,176
GRAND TOTAL	870	\$ 678,281

6X. NATURE OF LARCENIES

		PROPERTY STOLEN
POCKET-PICKING	6	\$ 2,045
PURSE-SNATCHING	1	\$ 230
SHOPLIFTING	69	\$ 4,662
FROM MOTOR VEHICLES	110	\$ 25,965
MV-PARTS & ACCESSORIES	35	\$ 3,042
BICYCLES	84	\$ 11,409
FROM BUILDINGS	165	\$ 66,603
FROM COIN-OPERATED MACHINES	2	\$ 170
ALL OTHER	155	\$ 375,475
TOTAL LARCENIES	627	\$ 489,601

7X. MOTOR VEHICLES RECOVERED  
(C) TOTAL LOCALLY STOLEN MV RECOVERED 47

PROPERTY BY TYPE AND VALUE  
KETCHIKAN POLICE DEPARTMENT  
1980

	PROPERTY STOLEN	PROPERTY RECOVERED
CURRENCY, NOTES, ETC.	\$ 54,081	\$ 3,060
JEWELRY & PRECIOUS METALS	\$ 17,467	\$ 483
CLOTHING AND FURS	\$ 8,194	\$ 1,517
STOLEN MOTOR VEHICLES	\$ 145,931	\$ 129,879
OFFICE EQUIPMENT	\$ 528	\$ 450
TV'S, RADIOS, STEREOS	\$ 24,879	\$ 8,085
FIREARMS	\$ 7,862	\$ 955
HOUSEHOLD GOODS	\$ 4,160	\$ 2,149
CONSUMABLE GOODS	\$ 2,871	\$ 291
LIVESTOCK	\$ 0	\$ 0
MISCELLANEOUS	\$ 412,308	\$ 224,335
TOTAL	\$ 678,281	\$ 371,204

AGE, SEX AND RACE OF PERSONS ARRESTED  
UNDER 18 YEARS OF AGE  
KETCHIKAN POLICE DEPARTMENT  
1980

		10 and UNDER	11-12	13-14	15	16	17	TOTAL UNDER 18	WHITE	BLACK	NATIVE	ASIAN
MURDER / NONNEG HANSL.	01A H	0	0	0	0	0	0	0				
	F	0	0	0	0	0	0	0	0	0	0	0
HANSLAUGHTER BY NEGLIGENCE	01B H	0	0	0	0	0	0	0				
	F	0	0	0	0	0	0	0	0	0	0	0
FORCIBLE RAPE	02 H	0	0	2	1	0	0	3				
	F	0	0	0	0	0	0	0	0	0	3	0
ROBBERY	03 H	0	0	0	0	0	0	0				
	F	0	0	0	0	0	0	0	0	0	0	0
AGGRAVATED ASSAULT	04 H	1	0	1	0	0	1	3				
	F	0	0	0	0	0	0	0	2	0	1	0
BURGLARY	05 H	1	6	7	4	1	0	19				
	F	0	0	2	0	0	0	2	13	0	9	0
LARCENY / THEFT	06 H	13	13	11	8	7	10	62				
	F	8	5	6	2	1	2	24	52	0	33	1
MOTOR VEHICLE THEFT	07 H	0	0	3	0	0	0	3				
	F	0	0	0	0	0	1	1	4	0	0	0
OTHER ASSAULTS	08 H	0	0	0	0	0	0	0				
	F	0	0	0	0	0	0	0	0	0	0	0
ARSON	09 H	0	1	1	1	2	1	6				
	F	0	0	0	0	0	0	0	6	0	0	0
FORGERY & COUNTERFEITING	10 H	0	0	0	0	0	0	0				
	F	0	0	0	0	0	0	0	0	0	0	0
FRAUD	11 H	0	0	0	0	1	0	1				
	F	0	0	0	2	0	0	2	2	0	1	0
EMBEZZLEMENT	12 H	0	0	0	0	0	0	0				
	F	0	0	0	0	0	0	0	0	0	0	0
STOLEN PROPERTY	13 H	0	0	1	0	0	0	1				
	F	0	0	0	0	0	0	0	1	0	0	0
VANDALISM	14 H	11	1	4	2	2	10	30				
	F	0	0	1	0	0	0	1	22	0	9	0
W/APONS	15 H	2	1	0	0	1	2	6				
	F	0	0	0	0	0	0	0	4	0	2	0
PROSTITUTION & COMM VICE	16 H	0	0	0	0	0	0	0				
	F	0	0	0	0	0	0	0	0	0	0	0
SEX OFFENSES	17 H	0	0	0	0	0	0	0				
	F	0	0	0	0	0	0	0	0	0	0	0
SALE - OPIUM, COCAINE, ETC.	18a H	0	0	0	0	0	0	0				
	F	0	0	0	0	0	0	0	0	0	0	0
SALE - MARIJUANA	18b H	0	0	0	0	0	0	0				
	F	0	0	0	0	0	0	0	0	0	0	0
SALE - SYNTHETIC DRUGS	18c H	0	0	0	0	0	0	0				
	F	0	0	0	0	0	0	0	0	0	0	0
SALE - OTHER NON-NARCOTIC	18d H	0	0	0	0	0	0	0				
	F	0	0	0	0	0	0	0	0	0	0	0
POSS - OPIUM, COCAINE, ETC.	18e H	0	0	0	0	0	0	0				
	F	0	0	0	0	0	0	0	0	0	0	0
POSS - MARIJUANA	18f H	0	0	1	0	0	0	1				
	F	0	0	0	0	0	0	0	1	0	0	0
POSS - SYNTHETIC DRUGS	18g H	0	0	0	0	0	0	0				
	F	0	0	0	0	0	0	0	0	0	0	0
POSS - OTHER NON-NARCOTIC	18h H	0	0	0	0	0	0	0				
	F	0	0	0	0	0	0	0	0	0	0	0
GAMBLING	19 H	0	0	0	0	0	0	0				
	F	0	0	0	0	0	0	0	0	0	0	0
OFFENSES AGAINST FAMILY	20 H	0	0	0	0	0	0	0				
	F	0	0	0	0	0	0	0	0	0	0	0
DRIVING UNDER THE INFLUENCE	21 H	0	0	0	0	1	4	5				
	F	0	0	0	0	0	0	0	5	0	0	0
LIQUOR LAWS	22 H	0	0	3	6	19	28	56				
	F	1	0	4	2	6	5	18	36	0	38	0
DRUNKENNESS	23 H	0	0	0	0	0	0	0				
	F	0	0	0	0	0	0	0	0	0	0	0
DISORDERLY CONDUCT	24 H	0	0	1	2	0	3	6				
	F	0	0	0	0	1	0	1	3	1	3	0
VAGRANCY	25 H	0	0	0	0	0	0	0				
	F	0	0	0	0	0	0	0	0	0	0	0
ALL OTHER OFFENSES	26 H	2	0	0	0	1	2	5				
	F	1	0	0	1	4	1	7	6	0	6	0
SUSPICION	27 H	0	0	0	0	0	0	0				
	F	0	0	0	0	0	0	0	0	0	0	0
CURFEW	28 H	0	1	4	1	4	9	19				
	F	0	4	1	1	4	4	14	16	1	16	0
RUNAWAY	29 H	0	0	0	0	0	0	0				
	F	0	1	1	4	2	0	8	4	0	4	0
TOTALS		41	33	54	37	57	83	305	177	2	125	1

AGE, SEX AND RACE OF PERSONS ARRESTED  
 18 YEARS OF AGE AND OVER  
 KETCHIKAN POLICE DEPARTMENT  
 1980

		18	19	20	21	22	23	24	25-29	30-34	35-39	40-44	45-49	50-54	55-59	60+	TOTAL	WHITE	BLACK	ASIAN
MURDER / NONNEG MANSL.	01A M	0	0	0	0	0	0	0	0	0	0	0	0	0	0	0	0	0	0	0
	F	0	0	0	0	0	0	0	0	0	0	0	0	0	0	0	0	0	0	0
MANSLAUGHTER BY NEGLIGENCE	01B M	0	0	0	0	0	0	0	0	0	0	0	0	0	0	0	0	0	0	0
	F	0	0	0	0	0	0	0	0	0	0	0	0	0	0	0	0	0	0	0
FORCIBLE RAPE	02 M	0	1	0	0	0	0	0	0	2	0	1	0	0	0	0	4	4	0	0
	F	0	0	0	0	0	0	0	0	0	0	0	0	0	0	0	0	0	0	0
ROBBERY	03 M	0	0	0	0	0	0	0	0	1	0	0	0	0	0	0	1	1	0	0
	F	0	0	0	0	0	0	0	0	0	0	0	0	0	0	0	0	0	0	0
AGGRAVATED ASSAULT	04 M	4	6	5	4	3	3	3	8	9	3	3	0	2	0	1	54	28	1	26
	F	0	0	0	0	0	0	0	0	0	0	0	0	1	0	0	2	0	0	0
BURGLARY	05 M	1	1	2	1	0	2	1	2	1	0	0	1	0	0	0	12	9	1	2
	F	0	0	0	0	0	0	0	0	0	0	0	0	0	0	0	0	0	0	0
LARCENY / THEFT	06 M	6	6	1	2	2	2	2	6	5	1	2	1	1	0	0	37	22	3	12
	F	0	0	1	0	0	0	0	0	0	0	0	0	0	0	0	1	0	0	0
MOTOR VEHICLE THEFT	07 M	1	0	0	1	0	0	0	1	0	0	0	0	0	0	0	3	1	0	2
	F	0	0	0	0	0	0	0	0	0	0	0	0	0	0	0	0	0	0	0
OTHER ASSAULTS	08 M	0	0	0	0	0	0	1	2	0	1	1	0	1	0	0	6	5	0	2
	F	0	0	0	0	0	0	0	0	0	0	0	0	1	0	0	1	0	0	0
ARSON	09 M	0	0	0	0	0	0	0	0	0	0	0	0	0	0	0	0	0	0	0
	F	0	0	0	0	0	0	0	0	0	0	0	0	0	0	0	0	0	0	0
FORGERY & COUNTERFEITING	10 M	0	0	0	0	0	0	0	0	0	0	0	0	0	0	0	0	0	0	0
	F	0	0	0	0	0	0	2	0	0	0	0	0	0	0	0	2	0	0	2
FRAUD	11 M	0	0	1	1	0	0	0	0	2	4	0	0	0	1	0	9	0	0	2
	F	0	1	0	0	0	2	3	0	0	1	1	0	0	0	0	8	9	0	8
EMBEZZLEMENT	12 M	0	0	0	0	0	0	0	0	0	0	0	0	0	0	0	0	0	0	0
	F	0	0	0	0	0	0	0	0	0	0	0	0	0	0	0	0	0	0	0
STOLEN PROPERTY	13 M	0	0	0	0	0	0	0	0	0	0	0	0	0	0	0	0	0	0	0
	F	0	0	0	0	0	0	0	0	0	0	0	0	0	0	0	0	0	0	0
VANDALISM	14 M	3	5	1	4	1	1	4	7	3	1	0	0	1	0	0	31	23	0	8
	F	0	0	0	0	0	0	0	0	0	0	0	0	0	0	0	0	0	0	0
WEAPONS	15 M	0	0	0	1	1	0	3	1	2	0	2	0	0	0	0	10	6	0	4
	F	0	0	0	0	0	0	1	0	0	0	0	0	0	0	0	1	0	0	1
PROSTITUTION & COMM VICE	16 M	0	0	0	0	0	0	0	0	0	0	0	0	0	0	0	0	0	0	0
	F	0	0	0	0	0	0	0	0	0	0	0	0	0	0	0	0	0	0	0
SEX OFFENSES	17 M	0	0	0	0	0	0	0	3	0	0	0	0	0	0	0	3	0	0	0
	F	0	0	0	0	0	0	0	0	0	0	0	0	0	0	0	0	0	0	0
SALE - OPIUM, COCAINE, ETC.	18a M	0	0	0	0	0	0	0	0	0	0	0	0	0	0	0	0	0	0	0
	F	0	0	0	0	0	0	0	0	0	0	0	0	0	0	0	0	0	0	0
SALE - MARIJUANA	18b M	0	0	0	0	0	0	0	0	0	0	0	0	0	0	0	0	0	0	0
	F	0	0	0	0	0	0	0	0	0	0	0	0	0	0	0	0	0	0	0
SALE - SYNTHETIC DRUGS	18c M	0	0	0	0	0	0	0	0	0	0	0	0	0	0	0	0	0	0	0
	F	0	0	0	0	0	0	0	0	0	0	0	0	0	0	0	0	0	0	0
SALE - OTHER NON-NARCOTIC	18d M	0	0	0	0	0	1	0	0	0	0	0	0	0	0	0	1	0	0	0
	F	0	0	0	0	0	0	0	0	0	0	0	0	0	0	0	0	0	0	0
POSS - OPIUM, COCAINE, ETC.	18e M	0	0	0	1	0	0	1	0	0	0	0	0	0	0	0	2	2	0	0
	F	0	0	0	0	0	0	0	0	0	0	0	0	0	0	0	0	0	0	0
POSS - MARIJUANA	18f M	0	0	0	0	2	0	0	1	2	0	0	0	0	0	0	5	5	0	1
	F	1	0	0	0	0	0	0	0	0	0	0	0	0	0	0	1	0	0	0
POSS - SYNTHETIC DRUGS	18g M	0	0	0	0	0	0	0	0	0	0	0	0	0	0	0	0	0	0	0
	F	0	0	0	0	0	0	0	0	0	0	0	0	0	0	0	0	0	0	0
POSS - OTHER NON-NARCOTIC	18h M	0	0	0	0	0	0	0	1	0	0	0	0	0	0	0	1	2	0	0
	F	0	0	0	0	0	0	0	0	0	0	0	0	0	0	0	0	0	0	0
GAMBLING	19 M	0	0	0	0	0	0	0	0	0	0	0	0	0	0	0	0	0	0	0
	F	0	0	0	0	0	0	0	0	0	0	0	0	0	0	0	0	0	0	0
OFFENSES AGAINST FAMILY	20 M	0	0	0	0	0	0	0	0	0	0	0	0	0	0	0	0	0	0	0
	F	0	0	0	0	0	0	0	0	0	0	0	0	0	0	0	0	0	0	0
DRIVING UNDER THE INFLUENCE	21 M	2	4	8	1	1	3	1	14	11	9	7	7	2	4	1	75	62	1	22
	F	1	1	0	0	2	0	0	3	1	1	0	0	1	1	0	11	0	0	0
LIQUOR LAWS	22 M	39	2	0	0	1	1	1	1	1	3	1	1	0	0	0	51	34	0	34
	F	16	0	0	0	0	0	0	1	1	0	0	0	0	0	1	19	0	0	0
DRUNKENNESS	23 M	0	0	0	0	0	0	0	0	0	0	0	0	0	0	0	0	0	0	0
	F	0	0	0	0	0	0	0	0	0	0	0	0	0	0	0	0	0	0	0
DISORDERLY CONDUCT	24 M	8	10	9	14	15	5	17	40	27	13	9	1	6	4	5	183	105	2	96
	F	1	2	1	2	3	4	3	3	0	1	0	2	0	0	2	24	0	0	4
VAGRANCY	25 M	0	0	0	0	0	0	0	0	0	0	0	0	0	0	0	0	0	0	0
	F	0	0	0	0	0	0	0	0	0	0	0	0	0	0	0	0	0	0	0
ALL OTHER OFFENSES	26 M	1	1	1	1	1	2	1	10	4	2	6	1	0	0	2	33	0	0	0
	F	0	1	1	0	0	0	2	1	2	1	0	1	0	0	0	9	22	1	19
SUSPICION	27 M	0	0	0	0	0	0	0	0	0	0	0	0	0	0	0	0	0	0	0
	F	0	0	0	0	0	0	0	0	0	0	0	0	0	0	0	0	0	0	0
TOTALS		84	41	31	33	32	26	46	106	74	42	33	15	16	10	12	601	345	9	239

RETURN A-MONTHLY RETURN OF OFFENSES KNOWN TO THE POLICE  
KLAWOCK POLICE DEPARTMENT  
1980

4 Months reporting

OFFENSES	OFFENSES REPORTED	UNFOUNDED	OFFENSES CLEARED		CLEARANCES INVOLVING ONLY PERSONS UNDER 18
			ACTUAL OFFENSES	BY ARREST OR EXCEPTIONAL MEANS	
MURDER	0	0	0	0	0
MANSLAUGHTER BY NEGLIGENCE	0	0	0	0	0
FORCIBLE RAPE	0	0	0	0	0
ACTUAL RAPE	0	0	0	0	0
ATTEMPTED RAPE	0	0	0	0	0
ROBBERY TOTALS	0	0	0	0	0
FIREARM	0	0	0	0	0
KNIFE OR CUTTING INSTRUMENT	0	0	0	0	0
OTHER DANGEROUS WEAPON	0	0	0	0	0
STRONG-ARM	0	0	0	0	0
ASSAULT TOTALS	5	0	5	0	0
FIREARM	0	0	5	0	2
KNIFE OR CUTTING INSTRUMENT	0	0	0	0	0
OTHER DANGEROUS WEAPON	0	0	0	0	0
HANDS, FISTS, FEET, ETC.	0	0	0	0	0
OTHER ASSAULTS-SIMPLE	5	0	0	0	0
BURGLARY TOTALS	4	0	4	0	2
FORCIBLE ENTRY	1	0	1	0	1
UNLAWFUL ENTRY-NO FORCE	5	0	5	0	0
ATTEMPTED FORCIBLE ENTRY	0	0	0	0	0
LARCENY-THEFT	4	0	4	0	1
MOTOR VEHICLE THEFT TOTALS	5	1	4	0	2
AUTOS	5	1	4	0	2
TRUCKS AND BUSES	0	0	0	0	0
OTHER VEHICLES	0	0	0	0	0
GRAND TOTAL	22	2	20	15	7
OFFICERS KILLED OR ASSAULTED					
KILLED-FELONY	0	0	0	0	0
KILLED-ACCIDENT	0	0	0	0	0
ASSAULTED	0	0	0	0	0

PROPERTY STOLEN BY CLASSIFICATION  
KLAWOCK POLICE DEPARTMENT  
1980

	ACTUAL OFFENSES	PROPERTY STOLEN
MURDER	0	\$ 0
FORCIBLE RAPE	0	\$ 0
ROBBERY	0	\$ 0
HIGHWAY (STREETS & ALLEYS)	0	\$ 0
COMMERCIAL HOUSE	0	\$ 0
GAS OR SERVICE STATION	0	\$ 0
CHAIN STORE	0	\$ 0
RESIDENCE	0	\$ 0
BANK	0	\$ 0
MISCELLANEOUS	0	\$ 0
TOTAL ROBBERY	0	\$ 0
BURGLARY		
RESIDENCE-NIGHT	0	\$ 0
RESIDENCE-DAY	0	\$ 0
RESIDENCE-UNKNOWN	3	\$ 347
NONRESIDENCE-NIGHT	0	\$ 0
NONRESIDENCE-DAY	0	\$ 0
NONRESIDENCE-UNKNOWN	3	\$ 399
TOTAL BURGLARY	6	\$ 746
LARCENY-THEFT		
\$200 AND OVER	3	\$ 3,750
\$50 TO \$200	2	\$ 195
UNDER \$50	0	\$ 0
TOTAL LARCENY	5	\$ 3,945
MV-THEFT	4	\$ 2,750
GRAND TOTAL	15	\$ 7,441

6X. NATURE OF LARCENIES

	ACTUAL OFFENSES	PROPERTY STOLEN
POCKET-PICKING	0	\$ 0
PURSE-SNATCHING	0	\$ 0
SHOPLIFTING	0	\$ 0
FROM MOTOR VEHICLES	0	\$ 0
MV-PARTS & ACCESSORIES	1	\$ 250
BICYCLES	2	\$ 195
FROM BUILDINGS	0	\$ 0
FROM COIN-OPERATED MACHINES	0	\$ 0
ALL OTHER	2	\$ 3,500
TOTAL LARCENIES	5	\$ 3,945

7X. MOTOR VEHICLES RECOVERED

(C) TOTAL LOCALLY STOLEN MV RECOVERED 2

PROPERTY BY TYPE AND VALUE  
KLAWOCK POLICE DEPARTMENT  
1980

	PROPERTY STOLEN	PROPERTY RECOVERED
CURRENCY, NOTES, ETC.	\$ 140	\$ 120
JEWELRY & PRECIOUS METALS	\$ 0	\$ 0
CLOTHING AND FURS	\$ 30	\$ 0
STOLEN MOTOR VEHICLES	\$ 2,750	\$ 950
OFFICE EQUIPMENT	\$ 0	\$ 0
TV'S, RADIOS, STEREO'S	\$ 100	\$ 0
FIREARMS	\$ 100	\$ 0
HOUSEHOLD GOODS	\$ 100	\$ 0
CONSUMABLE GOODS	\$ 7	\$ 0
LIVESTOCK	\$ 167	\$ 150
MISCELLANEOUS	\$ 4,145	\$ 3,695
TOTAL	\$ 7,441	\$ 4,915

RETURN A-MONTHLY RETURN OF OFFENSES KNOWN TO THE POLICE  
KODIAK POLICE DEPARTMENT  
1980

OFFENSES	OFFENSES REPORTED	UNFOUNDED	OFFENSES CLEARED		CLEARANCES INVOLVING ONLY PERSONS UNDER 18
			ACTUAL OFFENSES	BY ARREST OR EXCEPTIONAL MEANS	
MURDER	1	1	0	0	0
MANSLAUGHTER BY NEGLIGENCE	1	0	1	0	0
FORCIBLE RAPE	8	0	4	0	0
ACTUAL RAPE	6	2	4	0	0
ATTEMPTED RAPE	2	0	2	0	0
ROBBERY TOTALS	5	0	5	0	0
FIREARM	1	0	1	0	0
KNIFE OR CUTTING INSTRUMENT	0	0	0	0	0
OTHER DANGEROUS WEAPON	0	0	0	0	0
STRONG-ARM	0	0	0	0	0
ASSAULT TOTALS	4	0	4	0	0
FIREARM	147	8	141	0	0
KNIFE OR CUTTING INSTRUMENT	3	1	2	0	6
OTHER DANGEROUS WEAPON	9	0	9	0	0
HANDS, FISTS, FEET, ETC.	8	0	8	0	0
OTHER ASSAULTS-SIMPLE	32	0	32	0	2
BURGLARY TOTALS	97	7	90	0	3
FORCIBLE ENTRY	125	22	103	0	1
UNLAWFUL ENTRY-NO FORCE	64	5	59	0	4
ATTEMPTED FORCIBLE ENTRY	45	9	36	0	1
LARCENY-THEFT	16	8	8	0	2
MOTOR VEHICLE THEFT TOTALS	430	37	393	0	1
AUTOS	59	9	50	0	11
TRUCKS AND BUSES	38	8	30	0	2
OTHER VEHICLES	9	1	8	0	0
GRAND TOTAL	778	79	699	205	23
OFFICERS KILLED OR ASSAULTED					
KILLED-FELONY	0	0	0	0	0
KILLED-ACCIDENT	0	0	0	0	0
ASSAULTED	0	0	0	0	0

PROPERTY STOLEN BY CLASSIFICATION  
KODIAK POLICE DEPARTMENT  
1980

	ACTUAL OFFENSES	PROPERTY STOLEN
MURDER	0	\$ 0
FORCIBLE RAPE	6	\$ 0
ROBBERY		
HIGHWAY (STREETS & ALLEYS)	1	\$ 0
COMMERCIAL HOUSE	1	\$ 2,000
GAS OR SERVICE STATION	0	\$ 0
CHAIN STORE	1	\$ 465
RESIDENCE	1	\$ 95
BANK	0	\$ 0
MISCELLANEOUS	1	\$ 60
TOTAL ROBBERY	5	\$ 2,620
BURGLARY		
RESIDENCE-NIGHT	18	\$ 4,652
RESIDENCE-DAY	8	\$ 731
RESIDENCE-UNKNOWN	10	\$ 5,800
NONRESIDENCE-NIGHT	42	\$ 19,154
NONRESIDENCE-DAY	4	\$ 0
NONRESIDENCE-UNKNOWN	21	\$ 14,869
TOTAL BURGLARY	103	\$ 45,206
LARCENY-THEFT		
\$200 AND OVER	211	\$ 182,191
\$50 TO \$200	91	\$ 10,241
UNDER \$50	91	\$ 1,194
TOTAL LARCENY	393	\$ 193,626
MV-THEFT	50	\$ 49,700
GRAND TOTAL	557	\$ 291,152

6X. NATURE OF LARCENIES

	ACTUAL OFFENSES	PROPERTY STOLEN
POCKET-PICKING	4	\$ 1,930
PURSE-SNATCHING	4	\$ 500
SHOPLIFTING	51	\$ 3,212
FROM MOTOR VEHICLES	68	\$ 13,066
MV-PARTS & ACCESSORIES	23	\$ 1,546
BICYCLES	48	\$ 2,893
FROM BUILDINGS	71	\$ 32,429
FROM COIN-OPERATED MACHINES	0	\$ 0
ALL OTHER	124	\$ 138,050
TOTAL LARCENIES	393	\$ 193,626

7X. MOTOR VEHICLES RECOVERED

(C) TOTAL LOCALLY STOLEN MV RECOVERED 21

PROPERTY BY TYPE AND VALUE  
KODIAK POLICE DEPARTMENT  
1980

	PROPERTY STOLEN	PROPERTY RECOVERED
CURRENCY, NOTES, ETC.	\$ 32,515	\$ 97
JEWELRY & PRECIOUS METALS	\$ 22,200	\$ 30
CLOTHING AND FURS	\$ 8,630	\$ 240
STOLEN MOTOR VEHICLES	\$ 50,100	\$ 44,500
OFFICE EQUIPMENT	\$ 0	\$ 0
TV'S, RADIOS, STEREO'S	\$ 17,988	\$ 2,057
FIREARMS	\$ 3,235	\$ 90
HOUSEHOLD GOODS	\$ 1,385	\$ 605
CONSUMABLE GOODS	\$ 5,548	\$ 944
LIVESTOCK	\$ 0	\$ 0
MISCELLANEOUS	\$ 149,551	\$ 91,014
TOTAL	\$ 291,152	\$ 139,577



RETURN A-MONTHLY RETURN OF OFFENSES KNOWN TO THE POLICE  
KOTZEBUE POLICE DEPARTMENT  
1980

3 Months Reporting

OFFENSES	OFFENSES REPORTED	UNFOUNDED	ACTUAL OFFENSES	OFFENSES CLEARED BY ARREST OR EXCEPTIONAL MEANS	CLEARANCES INVOLVING ONLY PERSONS UNDER 18
MURDER	0	0	0	0	0
MANSLAUGHTER BY NEGLIGENCE	0	0	0	0	0
FORCIBLE RAPE	9	1	8	5	0
ACTUAL RAPE	8	1	7	4	0
ATTEMPTED RAPE	1	0	1	1	0
ROBBERY TOTALS	0	0	0	0	0
FIREARM	0	0	0	0	0
KNIFE OR CUTTING INSTRUMENT	0	0	0	0	0
OTHER DANGEROUS WEAPON	0	0	0	0	0
STRONG-ARM	0	0	0	0	0
ASSAULT TOTALS	35	0	35	30	1
FIREARM	3	0	3	3	0
KNIFE OR CUTTING INSTRUMENT	0	0	0	0	0
OTHER DANGEROUS WEAPON	2	0	2	2	0
HANDS, FISTS, FEET, ETC.	17	0	17	15	1
OTHER ASSAULTS-SIMPLE	13	0	13	10	0
BURGLARY TOTALS	13	0	13	4	0
FORCIBLE ENTRY	6	0	6	0	0
UNLAWFUL ENTRY-NO FORCE	6	0	6	3	0
ATTEMPTED FORCIBLE ENTRY	1	0	1	1	0
LARCENY-THEFT	54	3	51	18	0
MOTOR VEHICLE THEFT TOTALS	34	6	28	14	0
AUTOS	1	0	1	1	0
TRUCKS AND BUSES	3	0	3	0	0
OTHER VEHICLES	30	6	24	13	0
GRAND TOTAL	145	10	135	71	1

OFFICERS KILLED OR ASSAULTED  
KILLED-FELONY 0 KILLED-ACCIDENT 0 ASSAULTED 0

PROPERTY STOLEN BY CLASSIFICATION  
KOTZEBUE POLICE DEPARTMENT  
1980

	ACTUAL OFFENSES	PROPERTY STOLEN
MURDER	0	\$ 0
FORCIBLE RAPE	8	\$ 0
ROBBERY	0	\$ 0
HIGHWAY (STREETS/ALLEYS)	0	\$ 0
COMMERCIAL HOUSE	0	\$ 0
GAS OR SERVICE STATION	0	\$ 0
CHAIN STORE	0	\$ 0
RESIDENCE	0	\$ 0
BANK	0	\$ 0
MISCELLANEOUS	0	\$ 0
TOTAL ROBBERY	0	\$ 0
BURGLARY	13	\$ 470
RESIDENCE-NIGHT	3	\$ 395
RESIDENCE-DAY	4	\$ 75
RESIDENCE-UNKNOWN	1	\$ 0
NONRESIDENCE-NIGHT	2	\$ 0
NONRESIDENCE-DAY	3	\$ 0
NONRESIDENCE-UNKNOWN	0	\$ 0
TOTAL BURGLARY	13	\$ 470
LARCENY-THEFT	51	\$ 10,740
\$200 AND OVER	16	\$ 7,830
\$50 TO \$200	21	\$ 2,864
UNDER \$50	14	\$ 46
TOTAL LARCENY	51	\$ 10,740
MV-THEFT	28	\$ 26,301
GRAND TOTAL	100	\$ 37,511

6X. NATURE OF LARCENIES

POCKET-PICKING	0	\$ 0
PURSE-SNATCHING	1	\$ 0
SHOPLIFTING	9	\$ 1
FROM MOTOR VEHICLES	0	\$ 0
MV-PARTS & ACCESSORIES	1	\$ 0
BICYCLES	17	\$ 1,264
FROM BUILDINGS	6	\$ 1,640
FROM COIN-OPERATED MACHINES	0	\$ 0
ALL OTHER	17	\$ 7,835
TOTAL LARCENIES	51	\$ 10,740

7X. MOTOR VEHICLES RECOVERED  
(C) TOTAL LOCALLY STOLEN MV RECOVERED 7

PROPERTY BY TYPE AND VALUE  
KOTZEBUE POLICE DEPARTMENT  
1980

	PROPERTY STOLEN	PROPERTY RECOVERED
CURRENCY, NOTES, ETC.	\$ 3,025	\$ 0
JEWELRY & PRECIOUS METALS	\$ 0	\$ 0
CLOTHING AND FURS	\$ 0	\$ 0
STOLEN MOTOR VEHICLES	\$ 26,301	\$ 19,800
OFFICE EQUIPMENT	\$ 0	\$ 0
TV'S, RADIOS, STEREO'S	\$ 250	\$ 0
FIREARMS	\$ 1,095	\$ 0
HOUSEHOLD GOODS	\$ 0	\$ 0
CONSUMABLE GOODS	\$ 5	\$ 0
LIVESTOCK	\$ 0	\$ 0
MISCELLANEOUS	\$ 6,835	\$ 430
TOTAL	\$ 37,511	\$ 20,230



AGE, SEX AND RACE OF PERSONS ARRESTED  
 UNDER 18 YEARS OF AGE  
 KOTZEBUE POLICE DEPARTMENT  
 1980

		10 and UNDER	11-12	13-14	15	16	17	TOTAL UNDER 18	WHITE	BLACK	NATIVE	ASIAN
MURDER / NONNEG MANSL.	01A M	0	0	0	0	0	0	0	0	0	0	0
	F	0	0	0	0	0	0	0	0	0	0	0
MANSLAUGHTER BY NEGLIGENCE	01B M	0	0	0	0	0	0	0	0	0	0	0
	F	0	0	0	0	0	0	0	0	0	0	0
FORCIBLE RAPE	02 M	0	0	0	0	0	0	0	0	0	0	0
	F	0	0	0	0	0	0	0	0	0	0	0
ROBBERY	03 M	0	0	0	0	0	0	0	0	0	0	0
	F	0	0	0	0	0	0	0	0	0	0	0
AGGRAVATED ASSAULT	04 M	0	0	0	1	0	2	3	0	0	0	0
	F	0	0	0	0	0	0	0	0	0	0	0
BURGLARY	05 M	0	0	3	1	0	1	5	0	0	4	0
	F	0	0	0	0	0	2	2	0	0	0	0
LARCENY / THEFT	06 M	1	0	0	0	1	0	2	0	0	6	0
	F	0	0	0	0	0	0	0	0	0	0	0
MOTOR VEHICLE THEFT	07 M	0	0	1	0	0	0	1	0	0	3	0
	F	0	0	0	0	0	0	0	0	0	0	0
OTHER ASSAULTS	08 M	0	0	0	0	0	0	0	0	0	0	0
	F	0	0	0	0	0	0	0	0	0	0	0
ARSON	09 M	0	0	0	0	0	0	0	0	0	0	0
	F	0	0	0	0	0	0	0	0	0	0	0
FORGERY & COUNTERFEITING	10 M	0	0	0	0	0	0	0	0	0	0	0
	F	0	0	0	0	0	0	0	0	0	0	0
FRAUD	11 M	0	0	0	0	0	0	0	0	0	0	0
	F	0	0	0	0	0	0	0	0	0	0	0
EMBEZZLEMENT	12 M	0	0	0	0	0	0	0	0	0	0	0
	F	0	0	0	0	0	0	0	0	0	0	0
STOLEN PROPERTY	13 M	0	0	0	0	0	0	0	0	0	0	0
	F	0	0	0	0	0	0	0	0	0	0	0
VANDALISM	14 M	0	0	0	0	0	0	0	0	0	0	0
	F	0	0	0	0	0	0	0	0	0	0	0
WEAPONS	15 M	1	0	0	0	0	0	1	0	0	1	0
	F	0	0	0	0	0	1	1	0	0	0	0
PROSTITUTION & COMM VICE	16 M	0	0	0	0	0	0	0	0	0	1	0
	F	0	0	0	0	0	0	0	0	0	0	0
SEX OFFENSES	17 M	0	0	0	0	0	0	0	0	0	0	0
	F	0	0	0	0	0	1	1	0	0	0	0
SALE - OPIUM, COCAINE, ETC.	18a M	0	0	0	0	0	0	0	0	0	1	0
	F	0	0	0	0	0	0	0	0	0	0	0
SALE - MARIJUANA	18b M	0	0	0	0	0	0	0	0	0	0	0
	F	0	0	0	0	0	0	0	0	0	0	0
SALE - SYNTHETIC DRUGS	18c M	0	0	0	0	0	0	0	0	0	0	0
	F	0	0	0	0	0	0	0	0	0	0	0
SALE - OTHER NON-NARCOTIC	18d M	0	0	0	0	0	0	0	0	0	0	0
	F	0	0	0	0	0	0	0	0	0	0	0
POSS - OPIUM, COCAINE, ETC.	18e M	0	0	0	0	0	0	0	0	0	0	0
	F	0	0	0	0	0	0	0	0	0	0	0
POSS - MARIJUANA	18f M	0	0	0	0	1	0	1	0	0	0	0
	F	0	0	0	0	0	0	0	0	0	0	0
POSS - SYNTHETIC DRUGS	18g M	0	0	0	0	0	0	0	0	0	1	0
	F	0	0	0	0	0	0	0	0	0	0	0
POSS - OTHER NON-NARCOTIC	18h M	0	0	0	0	0	0	0	0	0	0	0
	F	0	0	0	0	0	0	0	0	0	0	0
GAMBLING	19 M	0	0	0	0	0	0	0	0	0	0	0
	F	0	0	0	0	0	0	0	0	0	0	0
OFFENSES AGAINST FAMILY	20 M	0	0	0	0	0	0	0	0	0	0	0
	F	0	0	0	0	0	0	0	0	0	0	0
DRIVING UNDER THE INFLUENCE	21 M	0	0	0	0	0	0	0	0	0	0	0
	F	0	0	0	0	0	0	0	0	0	0	0
LIQUOR LAWS	22 M	0	0	0	0	0	0	0	0	0	0	0
	F	0	0	0	0	0	0	0	0	0	0	0
DRUNKENNESS	23 M	0	0	3	0	6	4	13	0	0	22	0
	F	0	0	0	0	0	0	0	0	0	0	0
DISORDERLY CONDUCT	24 M	0	0	0	0	0	0	0	0	0	0	0
	F	0	0	0	0	0	0	0	0	0	0	0
VAGRANCY	25 M	0	0	0	0	0	0	0	0	0	0	0
	F	0	0	0	0	0	0	0	0	0	0	0
ALL OTHER OFFENSES	26 M	0	0	0	0	0	0	0	0	0	0	0
	F	0	0	0	0	0	0	0	0	0	0	0
SUSPICION	27 M	0	0	0	0	0	0	0	0	0	0	0
	F	0	0	0	0	0	0	0	0	0	0	0
CURFEW	28 M	0	0	2	1	2	1	5	0	0	0	0
	F	0	0	0	0	0	0	0	0	0	0	0
RUNAWAY	29 M	0	0	0	1	1	1	3	1	0	7	0
	F	0	0	0	0	0	0	0	0	0	0	0
TOTALS		2	0	9	4	14	18	47	1	0	46	0

AGE, SEX AND RACE OF PERSONS ARRESTED  
18 YEARS OF AGE AND OVER  
KOTZEBUE POLICE DEPARTMENT  
1980

2 Months Reporting

		18	20	22	24	30-34	40-44	50-54	60+	TOTAL	BLACK	ASIAN
		19	21	23	25-29	35-39	45-49	55-59		WHITE	NATIVE	
MURDER / NONNEG MANSL.	01A M	0	0	0	0	0	0	0	0	0	0	0
	F	0	0	0	0	0	0	0	0	0	0	0
MANSLAUGHTER BY NEGLIGENCE	01B M	0	0	0	0	0	0	0	0	0	0	0
	F	0	0	0	0	0	0	0	0	0	0	0
FORCIBLE RAPE	02 M	1	1	0	0	0	1	0	0	3	0	0
	F	0	0	0	0	0	0	0	0	0	0	0
ROBBERY	03 M	0	0	0	0	0	0	0	0	0	0	3
	F	0	0	0	0	0	0	0	0	0	0	0
AGGRAVATED ASSAULT	04 M	0	3	4	0	5	2	6	6	32	0	0
	F	0	0	0	0	1	2	0	0	1	2	31
BURGLARY	05 M	0	0	0	0	0	0	0	0	0	0	0
	F	0	0	0	0	0	0	0	0	0	0	0
LARCENY / THEFT	06 M	0	1	0	1	1	0	2	0	6	1	0
	F	0	0	0	0	1	0	0	0	1	0	7
MOTOR VEHICLE THEFT	07 M	0	0	0	1	0	0	0	0	1	0	2
	F	0	0	0	0	0	0	0	0	0	0	0
OTHER ASSAULTS	08 M	0	0	0	0	0	0	0	0	0	0	0
	F	0	0	0	0	0	0	0	0	0	0	0
ARSON	09 M	0	0	0	0	0	0	0	0	1	0	1
	F	0	0	0	0	0	0	0	0	0	0	0
FORGERY & COUNTERFEITING	10 M	0	0	0	0	0	0	0	0	0	0	0
	F	0	0	0	0	0	0	0	0	0	0	0
FRAUD	11 M	0	0	0	0	0	0	0	0	0	0	0
	F	0	0	0	0	0	0	0	0	0	0	0
EMBEZZLEMENT	12 M	0	0	0	0	0	0	0	0	0	0	0
	F	0	0	0	0	0	0	0	0	0	0	0
STOLEN PROPERTY	13 M	0	0	0	0	0	0	0	0	0	0	0
	F	0	0	0	0	0	0	0	0	0	0	0
VANDALISM	14 M	2	0	0	0	2	0	0	0	4	0	4
	F	0	0	0	0	0	0	0	0	0	0	0
WEAPONS	15 M	0	1	0	0	2	0	1	0	5	0	5
	F	0	0	0	0	0	0	0	0	0	0	0
PROSTITUTION & COMM VICE	16 M	0	0	0	0	0	0	0	0	0	0	0
	F	0	0	0	0	0	0	0	0	0	0	0
SEX OFFENSES	17 M	0	0	0	0	0	0	1	0	1	0	1
	F	0	0	0	0	0	0	0	0	0	0	0
SALE - OPIUM, COCAINE, ETC.	18a M	0	0	0	0	0	0	0	0	0	0	0
	F	0	0	0	0	0	0	0	0	0	0	0
SALE - MARIJUANA	18b M	0	0	0	0	0	0	0	0	0	0	0
	F	0	0	0	0	0	0	0	0	0	0	0
SALE - SYNTHETIC DRUGS	18c M	0	0	0	0	0	0	0	0	0	0	0
	F	0	0	0	0	0	0	0	0	0	0	0
SALE - OTHER NON-NARCOTIC	18d M	0	0	0	0	0	0	0	0	0	0	0
	F	0	0	0	0	0	0	0	0	0	0	0
POSS - OPIUM, COCAINE, ETC.	18e M	0	0	0	0	0	0	0	0	0	0	0
	F	0	0	0	0	0	0	0	0	0	0	0
POSS - MARIJUANA	18f M	0	0	0	0	0	0	0	0	0	0	0
	F	0	0	0	0	0	0	0	0	0	0	0
POSS - SYNTHETIC DRUGS	18g M	0	0	0	0	0	0	0	0	0	0	0
	F	0	0	0	0	0	0	0	0	0	0	0
POSS - OTHER NON-NARCOTIC	18h M	0	0	0	0	0	0	0	0	0	0	0
	F	0	0	0	0	0	0	0	0	0	0	0
GAMBLING	19 M	0	0	0	0	0	0	0	0	0	0	0
	F	0	0	0	0	0	0	0	0	0	0	0
OFFENSES AGAINST FAMILY	20 M	0	0	0	0	0	0	0	0	0	0	0
	F	0	0	0	0	0	0	0	0	0	0	0
DRIVING UNDER THE INFLUENCE	21 M	1	0	1	2	0	1	2	2	13	0	0
	F	0	0	0	0	0	0	0	0	0	0	0
LIQUOR LAWS	22 M	23	0	0	0	0	0	0	2	25	1	12
	F	2	0	0	0	0	1	0	0	3	0	28
DRUNKENNESS	23 M	0	0	0	0	0	0	0	0	0	0	0
	F	0	0	0	0	0	0	0	0	0	0	0
DISORDERLY CONDUCT	24 M	2	2	1	0	3	1	0	1	14	0	0
	F	0	0	0	1	1	0	0	2	3	0	17
VAGRANCY	25 M	0	0	0	0	0	0	0	0	0	0	0
	F	0	0	0	0	0	0	0	0	0	0	0
ALL OTHER OFFENSES	26 M	0	0	0	1	0	0	0	0	9	1	8
	F	0	0	0	0	0	0	0	0	0	0	0
SUSPICION	27 M	0	0	0	0	0	0	0	0	0	0	0
	F	0	0	0	0	0	0	0	0	0	0	0
TOTALS		31	8	6	6	15	6	16	15	123	4	119

RETURN A-MONTHLY RETURN OF OFFENSES KNOWN TO THE POLICE  
NOME POLICE DEPARTMENT  
1980

OFFENSES	OFFENSES REPORTED	UNFOUNDED	ACTUAL OFFENSES	OFFENSES CLEARED BY ARREST OR EXCEPTIONAL MEANS	CLEARANCES INVOLVING ONLY PERSONS UNDER 18
MURDER	1	0	1	1	0
MANSLAUGHTER BY NEGLIGENCE	0	0	0	0	0
FORCIBLE RAPE	20	11	9	3	1
ACTUAL RAPE	11	6	5	0	0
ATTEMPTED RAPE	9	5	4	3	1
ROBBERY TOTALS	4	1	3	1	1
FIREARM	0	0	0	0	0
KNIFE OR CUTTING INSTRUMENT	0	0	0	0	0
OTHER DANGEROUS WEAPON	0	0	0	0	0
STRONG-ARM	4	1	3	1	1
ASSAULT TOTALS	138	14	124	71	0
FIREARM	3	0	3	2	0
KNIFE OR CUTTING INSTRUMENT	9	1	8	7	0
OTHER DANGEROUS WEAPON	4	0	4	3	0
HANDS, FISTS, FEET, ETC.	18	0	18	8	0
OTHER ASSAULTS-SIMPLE	104	13	91	51	0
BURGLARY TOTALS	60	7	53	18	5
FORCIBLE ENTRY	34	3	31	11	3
UNLAWFUL ENTRY-NO FORCE	20	0	20	6	2
ATTEMPTED FORCIBLE ENTRY	6	4	2	1	0
LARCENY-THEFT	207	24	183	68	8
MOTOR VEHICLE THEFT TOTALS	84	20	64	16	2
AUTOS	10	4	6	1	0
TRUCKS AND BUSES	33	10	23	5	1
OTHER VEHICLES	41	6	35	10	1
GRAND TOTAL	514	77	437	178	17

OFFICERS KILLED OR ASSAULTED  
KILLED-FELONY 0 KILLED-ACCIDENT 0 ASSAULTED 6

PROPERTY STOLEN BY CLASSIFICATION  
NOME POLICE DEPARTMENT  
1980

	ACTUAL OFFENSES	PROPERTY STOLEN
MURDER	1	\$ 0
FORCIBLE RAPE	9	\$ 0
ROBBERY		
HIGHWAY (STREETS & ALLEYS)	1	\$ 120
COMMERCIAL HOUSE	0	\$ 0
GAS OR SERVICE STATION	0	\$ 0
CHAIN STORE	0	\$ 0
RESIDENCE	0	\$ 0
BANK	0	\$ 0
MISCELLANEOUS	2	\$ 680
TOTAL ROBBERY	3	\$ 800
BURGLARY		
RESIDENCE-NIGHT	7	\$ 1,915
RESIDENCE-DAY	2	\$ 0
RESIDENCE-UNKNOWN	8	\$ 3,978
NONRESIDENCE-NIGHT	29	\$ 12,030
NONRESIDENCE-DAY	1	\$ 120
NONRESIDENCE-UNKNOWN	6	\$ 5,755
TOTAL BURGLARY	53	\$ 23,798
LARCENY-THEFT		
\$200 AND OVER	43	\$ 24,614
\$50 TO \$200	78	\$ 8,684
UNDER \$50	62	\$ 1,019
TOTAL LARCENY	183	\$ 34,317
MV-THEFT	64	\$ 201,500
GRAND TOTAL	313	\$ 260,415

6X. NATURE OF LARCENIES

POCKET-PICKING	4	\$ 970
PURSE-SNATCHING	0	\$ 0
SHOPLIFTING	26	\$ 260
FROM MOTOR VEHICLES	21	\$ 3,489
MV-PARTS & ACCESSORIES	2	\$ 3,450
BICYCLES	28	\$ 3,195
FROM BUILDINGS	72	\$ 18,829
FROM COIN-OPERATED MACHINES	0	\$ 0
ALL OTHER	30	\$ 4,124
TOTAL LARCENIES	183	\$ 34,317

7X. MOTOR VEHICLES RECOVERED  
(C) TOTAL LOCALLY STOLEN MV RECOVERED 57

PROPERTY BY TYPE AND VALUE  
NOME POLICE DEPARTMENT  
1980

	PROPERTY STOLEN	PROPERTY RECOVERED
CURRENCY, NOTES, ETC.	\$ 10,724	\$ 3,310
JEWELRY & PRECIOUS METALS	\$ 6,090	\$ 4,210
CLOTHING AND FURS	\$ 1,984	\$ 1,028
STOLEN MOTOR VEHICLES	\$ 205,000	\$ 162,550
OFFICE EQUIPMENT	\$ 675	\$ 330
TV'S, RADIOS, STEREO'S	\$ 4,393	\$ 1,705
FIREARMS	\$ 3,224	\$ 840
HOUSEHOLD GOODS	\$ 940	\$ 200
CONSUMABLE GOODS	\$ 2,675	\$ 195
LIVESTOCK	\$ 0	\$ 0
MISCELLANEOUS	\$ 24,710	\$ 6,600
TOTAL	\$ 260,415	\$ 180,968



RETURN A-MONTHLY RETURN OF OFFENSES KNOWN TO THE POLICE  
NORTH POLE POLICE DEPARTMENT  
1980

OFFENSES	OFFENSES REPORTED	UNFOUNDED	OFFENSES CLEARED BY ARREST OR EXCEPTIONAL MEANS		CLEARANCES INVOLVING ONLY PERSONS UNDER 18
			ACTUAL OFFENSES	EXCEPTIONAL MEANS	
MURDER	0	0	0	0	0
MANSLAUGHTER BY NEGLIGENCE	0	0	0	0	0
FORCIBLE RAPE	0	0	0	0	0
ACTUAL RAPE	0	0	0	0	0
ATTEMPTED RAPE	0	0	0	0	0
ROBBERY TOTALS	0	0	0	0	0
FIREARM	0	0	0	0	0
KNIFE OR CUTTING INSTRUMENT	0	0	0	0	0
OTHER DANGEROUS WEAPON	0	0	0	0	0
STRONG-ARM	0	0	0	0	0
ASSAULT TOTALS	5	0	5	1	1
FIREARM	0	0	0	0	0
KNIFE OR CUTTING INSTRUMENT	0	0	0	0	0
OTHER DANGEROUS WEAPON	0	0	0	0	0
HANDS, FISTS, FEET, ETC.	1	0	1	1	1
OTHER ASSAULTS-SIMPLE	4	0	4	0	0
BURGLARY TOTALS	23	3	20	6	5
FORCIBLE ENTRY	10	1	9	2	1
UNLAWFUL ENTRY-NO FORCE	11	1	10	4	4
ATTEMPTED FORCIBLE ENTRY	2	1	1	0	0
LARCENY-THEFT	101	6	95	20	6
MOTOR VEHICLE THEFT TOTALS	8	4	4	3	1
AUTOS	4	3	1	1	0
TRUCKS AND BUSES	1	0	1	1	1
OTHER VEHICLES	3	1	2	1	0
GRAND TOTAL	137	13	124	30	13

OFFICERS KILLED OR ASSAULTED  
KILLED-FELONY 0 KILLED-ACCIDENT 0 ASSAULTED 1

PROPERTY STOLEN BY CLASSIFICATION  
NORTH POLE POLICE DEPARTMENT  
1980

PROPERTY STOLEN	ACTUAL OFFENSES	PROPERTY STOLEN
MURDER	0	\$ 0
FORCIBLE RAPE	0	\$ 0
ROBBERY	0	\$ 0
HIGHWAY (STREETS/ALLEYS)	0	\$ 0
COMMERCIAL HOUSE	0	\$ 0
GAS OR SERVICE STATION	0	\$ 0
CHAIN STORE	0	\$ 0
RESIDENCE	0	\$ 0
BANK	0	\$ 0
MISCELLANEOUS	0	\$ 0
TOTAL ROBBERY	0	\$ 0
BURGLARY	20	\$ 2,380
RESIDENCE-NIGHT	2	\$ 177
RESIDENCE-DAY	2	\$ 0
RESIDENCE-UNKNOWN	1	\$ 0
NONRESIDENCE-NIGHT	6	\$ 66
NONRESIDENCE-DAY	6	\$ 157
NONRESIDENCE-UNKNOWN	3	\$ 1,980
TOTAL BURGLARY	20	\$ 2,380
LARCENY-THEFT	95	\$ 8,000
\$200 AND OVER	25	\$ 2,710
\$50 TO \$200	24	\$ 1,369
UNDER \$50	44	\$ 12,079
TOTAL LARCENY	95	\$ 6,300
MV-THEFT	4	\$ 20,759
GRAND TOTAL	119	\$ 20,759

6X. NATURE OF LARCENIES

PROPERTY STOLEN	ACTUAL OFFENSES	PROPERTY STOLEN
POCKET-PICKING	1	\$ 315
PURSE-SNATCHING	1	\$ 1,422
SHOPLIFTING	4	\$ 280
FROM MOTOR VEHICLES	15	\$ 1,843
MV-PARTS & ACCESSORIES	10	\$ 1,097
BICYCLES	3	\$ 235
FROM BUILDINGS	39	\$ 5,801
FROM COIN-OPERATED MACHINES	0	\$ 0
ALL OTHER	22	\$ 1,086
TOTAL LARCENIES	95	\$ 12,079

7X. MOTOR VEHICLES RECOVERED  
(C) TOTAL LOCALLY STOLEN MV RECOVERED 2

PROPERTY BY TYPE AND VALUE  
NORTH POLE POLICE DEPARTMENT  
1980

PROPERTY STOLEN	PROPERTY RECOVERED
CURRENCY, NOTES, ETC.	\$ 2,618
JEWELRY & PRECIOUS METALS	\$ 1,035
CLOTHING AND FURS	\$ 1,075
STOLEN MOTOR VEHICLES	\$ 6,300
OFFICE EQUIPMENT	\$ 97
TU'S, RADIOS, STEREOS	\$ 2,979
FIREARMS	\$ 184
HOUSEHOLD GOODS	\$ 33
CONSUMABLE GOODS	\$ 500
LIVESTOCK	\$ 0
MISCELLANEOUS	\$ 5,934
TOTAL	\$ 20,759

AGE, SEX AND RACE OF PERSONS ARRESTED  
UNDER 18 YEARS OF AGE  
NORTH POLE POLICE DEPARTMENT  
1980

			AGE					TOTAL UNDER 18	WHITE	BLACK	NATIVE	ASIAN
			10 and UNDER	11-12	13-14	15	16					
MURDER / NONNEG MANSL.	01A	M	0	0	0	0	0	0				
MANSLAUGHTER BY NEGLIGENCE	01B	M	0	0	0	0	0	0	0	0	0	0
FORCIBLE RAPE	02	M	0	0	0	0	0	0	0	0	0	0
ROBBERY	03	M	0	0	0	0	0	0	0	0	0	0
AGGRAVATED ASSAULT	04	M	0	0	0	0	1	0	1	0	0	0
BURGLARY	05	M	0	0	3	2	0	0	5	1	0	0
LARCENY / THEFT	06	M	0	0	1	3	1	0	7	6	0	0
MOTOR VEHICLE THEFT	07	M	0	0	1	2	0	1	4	7	0	0
OTHER ASSAULTS	08	M	0	0	2	0	0	0	2	6	0	0
ARSON	09	M	0	0	0	0	0	0	0	2	0	0
FORGERY & COUNTERFEITING	10	M	0	0	2	1	0	0	3	2	0	1
FRAUD	11	M	0	0	0	0	0	0	0	0	0	0
EMBEZZLEMENT	12	M	0	0	0	0	0	0	0	0	0	0
STOLEN PROPERTY	13	M	0	0	0	1	0	0	1	0	0	0
VANDALISM	14	M	0	0	0	0	2	0	2	2	0	0
WEAPONS	15	M	0	0	0	0	0	0	0	0	0	0
PROSTITUTION & COMM VICE	16	M	0	0	0	0	0	0	0	0	0	0
SEX OFFENSES	17	M	0	0	0	0	0	0	0	0	0	0
SALE - OPIUM, COCAINE, ETC.	18a	M	0	0	0	0	0	0	0	0	0	0
SALE - MARIJUANA	18b	M	0	0	0	0	0	0	0	0	0	0
SALE - SYNTHETIC DRUGS	18c	M	0	0	0	0	0	0	0	0	0	0
SALE - OTHER NON-NARCOTIC	18d	M	0	0	0	0	0	0	0	0	0	0
POSS - OPIUM, COCAINE, ETC.	18e	M	0	0	0	0	0	0	0	0	0	0
POSS - MARIJUANA	18f	M	0	0	1	1	3	0	5	6	0	0
POSS - SYNTHETIC DRUGS	18g	M	0	0	0	0	0	0	0	0	0	0
POSS - OTHER NON-NARCOTIC	18h	M	0	0	0	1	0	0	1	0	0	0
GAMBLING	19	M	0	0	0	0	0	0	0	1	0	0
OFFENSES AGAINST FAMILY	20	M	0	0	0	0	0	0	0	0	0	0
DRIVING UNDER THE INFLUENCE	21	M	0	0	0	0	0	0	0	0	0	0
LIQUOR LAWS	22	M	0	0	1	1	3	0	5	5	0	1
DRUNKENNESS	23	M	0	0	0	0	0	0	0	0	0	0
DISORDERLY CONDUCT	24	M	0	0	0	0	0	0	0	0	0	0
VAGRANCY	25	M	0	0	0	0	0	0	0	0	0	0
ALL OTHER OFFENSES	26	M	0	0	0	0	0	0	0	0	0	0
SUSPICION	27	M	0	0	0	1	0	0	1	1	0	0
CURFEW	28	M	0	0	0	0	0	0	0	0	0	0
RUNAWAY	29	M	0	0	1	0	1	0	2	1	0	3
TOTALS			0	0	19	13	12	2	46	41	0	5





RETURN A-MONTHLY RETURN OF OFFENSES KNOWN TO THE POLICE  
PALMER POLICE DEPARTMENT  
1980

OFFENSES	OFFENSES REPORTED	UNFOUNDED	OFFENSES CLEARED		CLEARANCES INVOLVING ONLY PERSONS UNDER 18
			ACTUAL OFFENSES	BY ARREST OR EXCEPTIONAL MEANS	
MURDER	0	0	0	0	0
HANSLAUGHTER BY NEGLIGENCE	0	0	0	0	0
FORCIBLE RAPE	1	0	1	1	0
ACTUAL RAPE	1	0	1	1	0
ATTEMPTED RAPE	0	0	0	0	0
ROBBERY TOTALS	2	0	2	1	1
FIREARM	1	0	1	0	0
KNIFE OR CUTTING INSTRUMENT	1	0	1	1	1
OTHER DANGEROUS WEAPON	0	0	0	0	0
STRONG-ARM	0	0	0	0	0
ASSAULT TOTALS	22	3	19	10	0
FIREARM	0	0	0	0	0
KNIFE OR CUTTING INSTRUMENT	2	0	2	2	0
OTHER DANGEROUS WEAPON	2	0	2	2	0
HANDS, FISTS, FEET, ETC.	9	0	9	4	0
OTHER ASSAULTS-SIMPLE	9	3	6	2	0
BURGLARY TOTALS	16	0	16	4	3
FORCIBLE ENTRY	12	0	12	4	3
UNLAWFUL ENTRY-NO FORCE	4	0	4	0	0
ATTEMPTED FORCIBLE ENTRY	0	0	0	0	0
LARCENY-THEFT	128	11	117	25	9
MOTOR VEHICLE THEFT TOTALS	16	11	5	1	1
AUTOS	5	4	1	0	0
TRUCKS AND BUSES	8	5	3	0	0
OTHER VEHICLES	3	2	1	1	1
GRAND TOTAL	185	25	160	42	14

OFFICERS KILLED OR ASSAULTED  
KILLED-FELONY 0 KILLED-ACCIDENT 0 ASSAULTED 0

PROPERTY STOLEN BY CLASSIFICATION  
PALMER POLICE DEPARTMENT  
1980

ACTUAL OFFENSES	PROPERTY STOLEN
MURDER	\$ 0
FORCIBLE RAPE	\$ 0
ROBBERY	\$ 0
HIGHWAY (STREETS/ALLEYS)	\$ 0
COMMERCIAL HOUSE	\$ 0
GAS OR SERVICE STATION	\$ 0
CHAIN STORE	\$ 0
RESIDENCE	\$ 0
BANK	\$ 0
MISCELLANEOUS	\$ 261
TOTAL ROBBERY	\$ 261
BURGLARY	\$ 46,809
RESIDENCE-NIGHT	\$ 24,000
RESIDENCE-DAY	\$ 1,480
RESIDENCE-UNKNOWN	\$ 50
NONRESIDENCE-NIGHT	\$ 20,349
NONRESIDENCE-DAY	\$ 930
NONRESIDENCE-UNKNOWN	\$ 0
TOTAL BURGLARY	\$ 46,809
LARCENY-THEFT	\$ 83,351
\$200 AND OVER	\$ 16,881
\$50 TO \$200	\$ 4,805
UNDER \$50	\$ 830
TOTAL LARCENY	\$ 22,516
MV-THEFT	\$ 13,765
GRAND TOTAL	\$ 83,351

6X. NATURE OF LARCENIES

POCKET-PICKING	\$ 0
PURSE-SNATCHING	\$ 0
SHOPLIFTING	\$ 642
FROM MOTOR VEHICLES	\$ 4,923
MV-PARTS & ACCESSORIES	\$ 1,707
BICYCLES	\$ 449
FROM BUILDINGS	\$ 6,233
FROM COIN-OPERATED MACHINES	\$ 0
ALL OTHER	\$ 8,562
TOTAL LARCENIES	\$ 22,516

7X. MOTOR VEHICLES RECOVERED  
(C) TOTAL LOCALLY STOLEN MV RECOVERED 5

PROPERTY BY TYPE AND VALUE  
PALMER POLICE DEPARTMENT  
1980

	PROPERTY STOLEN	PROPERTY RECOVERED
CURRENCY, NOTES, ETC.	\$ 6,497	\$ 997
JEWELRY & PRECIOUS METALS	\$ 23,500	\$ 0
CLOTHING AND FURS	\$ 1,394	\$ 250
STOLEN MOTOR VEHICLES	\$ 14,695	\$ 8,695
OFFICE EQUIPMENT	\$ 0	\$ 0
TV'S, RADIOS, STEREO'S	\$ 145	\$ 45
FIREARMS	\$ 1,995	\$ 350
HOUSEHOLD GOODS	\$ 1,095	\$ 370
CONSUMABLE GOODS	\$ 1,499	\$ 204
LIVESTOCK	\$ 0	\$ 0
MISCELLANEOUS	\$ 32,531	\$ 13,608
TOTAL	\$ 83,351	\$ 24,519

AGE, SEX AND RACE OF PERSONS ARRESTED  
UNDER 18 YEARS OF AGE  
PALMER POLICE DEPARTMENT  
1980

			AGE					TOTAL UNDER 18	WHITE	BLACK	NATIVE	ASIAN
			10 and UNDER	11-12	13-14	15	16					
MURDER / NONNEG MANSL.	01A	M	0	0	0	0	0	0	0	0	0	0
MURDER / NONNEG MANSL.	01A	F	0	0	0	0	0	0	0	0	0	0
HANSLAUGHTER BY NEGLIGENCE	01B	M	0	0	0	0	0	0	0	0	0	0
HANSLAUGHTER BY NEGLIGENCE	01B	F	0	0	0	0	0	0	0	0	0	0
FORCIBLE RAPE	02	M	0	0	0	0	1	0	1	0	0	0
FORCIBLE RAPE	02	F	0	0	0	0	0	0	1	0	0	0
ROBBERY	03	M	0	0	0	2	0	0	2	0	0	0
ROBBERY	03	F	0	0	0	0	0	0	2	0	0	0
AGGRAVATED ASSAULT	04	M	0	0	0	0	0	0	0	0	0	0
AGGRAVATED ASSAULT	04	F	0	0	0	0	0	0	0	0	0	0
BURGLARY	05	M	0	2	1	1	2	0	6	3	1	2
BURGLARY	05	F	0	0	0	0	0	0	0	0	0	0
LARCENY / THEFT	06	M	0	1	2	1	3	4	11	12	0	2
LARCENY / THEFT	06	F	0	0	1	1	0	1	3	0	0	0
MOTOR VEHICLE THEFT	07	M	0	0	1	0	0	0	1	1	0	0
MOTOR VEHICLE THEFT	07	F	0	0	0	0	0	0	0	0	0	0
OTHER ASSAULTS	08	M	0	0	0	0	0	0	0	0	0	0
OTHER ASSAULTS	08	F	0	0	0	0	0	0	0	0	0	0
ARSON	09	M	0	0	0	0	0	0	0	0	0	0
ARSON	09	F	0	0	0	0	0	0	0	0	0	0
FORGERY & COUNTERFEITING	10	M	0	0	0	0	0	0	0	0	0	0
FORGERY & COUNTERFEITING	10	F	0	0	0	0	0	0	0	0	0	0
FRAUD	11	M	0	0	0	0	0	0	0	0	0	0
FRAUD	11	F	0	0	0	0	0	0	0	0	0	0
EMBEZZLEMENT	12	M	0	0	0	0	0	0	0	0	0	0
EMBEZZLEMENT	12	F	0	0	0	0	0	0	0	0	0	0
STOLEN PROPERTY	13	M	0	0	0	0	0	1	1	1	0	0
STOLEN PROPERTY	13	F	0	0	0	0	0	0	0	0	0	0
VANDALISM	14	M	0	0	0	0	0	0	0	0	0	0
VANDALISM	14	F	0	0	0	0	0	0	0	0	0	0
WEAPONS	15	M	0	0	0	0	0	0	0	0	0	0
WEAPONS	15	F	0	0	0	0	0	0	0	0	0	0
PROSTITUTION & COMM VICE	16	M	0	0	0	0	0	0	0	0	0	0
PROSTITUTION & COMM VICE	16	F	0	0	0	0	0	0	0	0	0	0
SEX OFFENSES	17	M	0	0	0	0	0	1	1	1	0	0
SEX OFFENSES	17	F	0	0	0	0	0	0	0	0	0	0
SALE - OPIUM, COCAINE, ETC.	18a	M	0	0	0	0	0	0	0	0	0	0
SALE - OPIUM, COCAINE, ETC.	18a	F	0	0	0	0	0	0	0	0	0	0
SALE - MARIJUANA	18b	M	0	0	0	0	0	0	0	0	0	0
SALE - MARIJUANA	18b	F	0	0	0	0	0	0	0	0	0	0
SALE - SYNTHETIC DRUGS	18c	M	0	0	0	0	0	0	0	0	0	0
SALE - SYNTHETIC DRUGS	18c	F	0	0	0	0	0	0	0	0	0	0
SALE - OTHER NON-NARCOTIC	18d	M	0	0	0	0	0	1	1	1	0	0
SALE - OTHER NON-NARCOTIC	18d	F	0	0	0	0	0	0	0	0	0	0
POSS - OPIUM, COCAINE, ETC.	18e	M	0	0	0	0	0	0	0	1	0	0
POSS - OPIUM, COCAINE, ETC.	18e	F	0	0	0	0	0	0	0	0	0	0
POSS - MARIJUANA	18f	M	0	0	3	0	0	0	3	0	0	0
POSS - MARIJUANA	18f	F	0	0	0	0	0	0	0	3	0	0
POSS - SYNTHETIC DRUGS	18g	M	0	0	0	0	0	0	0	0	0	0
POSS - SYNTHETIC DRUGS	18g	F	0	0	0	0	0	0	0	0	0	0
POSS - OTHER NON-NARCOTIC	18h	M	0	0	0	0	0	0	0	0	0	0
POSS - OTHER NON-NARCOTIC	18h	F	0	0	0	0	0	0	0	0	0	0
GAMBLING	19	M	0	0	0	0	0	0	0	0	0	0
GAMBLING	19	F	0	0	0	0	0	0	0	0	0	0
OFFENSES AGAINST FAMILY	20	M	0	0	0	0	0	0	0	0	0	0
OFFENSES AGAINST FAMILY	20	F	0	0	0	0	0	0	0	0	0	0
DRIVING UNDER THE INFLUENCE	21	M	0	0	0	0	0	3	3	0	0	0
DRIVING UNDER THE INFLUENCE	21	F	0	0	0	0	0	0	0	3	0	0
LIQUOR LAWS	22	M	0	0	2	3	9	8	22	29	0	0
LIQUOR LAWS	22	F	0	0	1	1	4	7	7	0	0	0
DRUNKENNESS	23	M	0	0	0	0	0	0	0	0	0	0
DRUNKENNESS	23	F	0	0	0	0	0	0	0	0	0	0
DISORDERLY CONDUCT	24	M	0	0	0	0	0	0	0	0	0	0
DISORDERLY CONDUCT	24	F	0	0	0	0	0	0	0	0	0	0
VAGRANCY	25	M	0	0	0	0	0	0	0	0	0	0
VAGRANCY	25	F	0	0	0	0	0	0	0	0	0	0
ALL OTHER OFFENSES	26	M	0	0	0	0	0	0	0	0	0	0
ALL OTHER OFFENSES	26	F	0	0	0	0	0	0	0	0	0	0
SUSPICION	27	M	0	0	0	0	0	0	0	0	0	0
SUSPICION	27	F	0	0	0	0	0	0	0	0	0	0
CURFEW	28	M	0	1	4	6	9	1	21	35	0	0
CURFEW	28	F	0	1	7	2	4	0	14	6	0	0
RUNAWAY	29	M	0	0	1	0	2	0	3	0	0	0
RUNAWAY	29	F	0	0	1	1	0	1	3	0	0	0
TOTALS			0	5	24	18	31	25	103	98	1	4



AGE, SEX AND RACE OF PERSONS ARRESTED  
18 YEARS OF AGE AND OVER  
PALMER POLICE DEPARTMENT  
1980

			AGE											TOTAL	BLACK	WHITE	NATIVE	ASIAN				
			18	19	20	21	22	23	24	25-29	30-34	35-39	40-44						45-49	50-54	55-59	60+
MURDER / NONNEG MANSL.	01A	M	0	0	0	0	0	0	0	0	0	0	0	0	0	0	0	0	0	0		
MURDER / NONNEG MANSL.	01A	F	0	0	0	0	0	0	0	0	0	0	0	0	0	0	0	0	0	0		
MANSLAUGHTER BY NEGLIGENCE	01B	M	0	0	0	0	0	0	0	0	0	0	0	0	0	0	0	0	0	0		
MANSLAUGHTER BY NEGLIGENCE	01B	F	0	0	0	0	0	0	0	0	0	0	0	0	0	0	0	0	0	0		
FORCIBLE RAPE	02	M	0	0	0	0	0	0	0	0	0	0	0	0	0	0	0	0	0	0		
FORCIBLE RAPE	02	F	0	0	0	0	0	0	0	0	0	0	0	0	0	0	0	0	0	0		
ROBBERY	03	M	0	0	0	0	0	0	0	0	0	0	0	0	0	0	0	0	0	0		
ROBBERY	03	F	0	0	0	0	0	0	0	0	0	0	0	0	0	0	0	0	0	0		
AGGRAVATED ASSAULT	04	M	0	0	1	0	0	0	0	0	1	0	0	2	1	0	6	0	0	0		
AGGRAVATED ASSAULT	04	F	0	0	0	0	0	0	0	0	1	0	0	0	0	1	7	0	0	0		
BURGLARY	05	M	0	0	0	1	0	0	0	0	0	0	0	0	0	0	1	0	0	0		
BURGLARY	05	F	0	0	0	0	0	0	0	0	0	0	0	0	0	0	0	0	0	0		
LARCENY / THEFT	06	M	2	0	0	0	0	1	0	0	0	0	0	0	0	1	4	0	0	0		
LARCENY / THEFT	06	F	0	0	0	0	0	0	0	0	0	0	0	0	0	0	0	0	0	0		
MOTOR VEHICLE THEFT	07	M	0	1	1	0	0	0	0	0	0	0	0	0	0	0	3	6	0	1		
MOTOR VEHICLE THEFT	07	F	0	0	0	0	0	0	0	0	0	0	0	0	0	0	0	0	0	0		
OTHER ASSAULTS	08	M	0	0	0	0	0	0	0	0	0	0	0	0	0	0	0	0	0	0		
OTHER ASSAULTS	08	F	0	0	0	0	0	0	0	0	0	0	0	0	0	0	0	0	0	0		
ARSON	09	M	0	0	0	0	0	0	0	0	0	0	0	0	0	0	0	0	0	0		
ARSON	09	F	0	0	0	0	0	0	0	0	0	0	0	0	0	0	0	0	0	0		
FORGERY & COUNTERFEITING	10	M	0	0	0	0	0	0	0	0	0	0	0	0	0	0	0	0	0	0		
FORGERY & COUNTERFEITING	10	F	0	0	0	0	0	0	0	0	0	0	0	0	0	0	0	0	0	0		
FRAUD	11	M	0	0	0	1	0	0	0	0	0	0	0	0	0	0	1	0	0	0		
FRAUD	11	F	0	0	0	0	0	0	0	0	0	0	0	0	0	0	0	0	0	0		
EMBEZZLEMENT	12	M	0	0	0	0	0	0	0	0	0	0	0	0	0	0	0	0	0	0		
EMBEZZLEMENT	12	F	0	0	0	0	0	0	0	0	0	0	0	0	0	0	0	0	0	0		
STOLEN PROPERTY	13	M	0	0	0	0	0	0	0	0	0	0	0	0	0	0	0	0	0	0		
STOLEN PROPERTY	13	F	0	0	0	0	0	0	0	0	0	0	0	0	0	0	0	0	0	0		
VANDALISM	14	M	0	0	0	0	0	0	0	0	0	0	0	0	0	0	1	0	0	0		
VANDALISM	14	F	0	0	0	0	0	0	0	0	0	0	0	0	0	0	0	0	0	0		
WEAPONS	15	M	0	0	0	0	0	0	0	0	0	0	0	0	0	0	1	0	0	0		
WEAPONS	15	F	0	0	0	0	0	0	0	0	0	0	0	0	0	0	0	0	0	0		
PROSTITUTION & COMM VICE	16	M	0	0	0	0	0	0	0	0	0	0	0	0	0	0	0	0	0	0		
PROSTITUTION & COMM VICE	16	F	0	0	0	0	0	0	0	0	0	0	0	0	0	0	0	0	0	0		
SEX OFFENSES	17	M	0	0	0	0	0	0	0	0	0	0	0	0	0	0	0	0	0	0		
SEX OFFENSES	17	F	0	0	0	0	0	0	0	0	0	0	0	0	0	0	0	0	0	0		
SALE - OPIUM, COCAINE, ETC.	18a	M	0	0	0	0	0	0	0	0	0	0	0	0	0	0	0	0	0	0		
SALE - OPIUM, COCAINE, ETC.	18a	F	0	0	0	0	0	0	0	0	0	0	0	0	0	0	0	0	0	0		
SALE - MARIJUANA	18b	M	0	0	0	0	0	0	0	0	0	0	0	0	0	0	0	0	0	0		
SALE - MARIJUANA	18b	F	0	0	0	0	0	0	0	0	0	0	0	0	0	0	0	0	0	0		
SALE - SYNTHETIC DRUGS	18c	M	0	0	0	0	0	0	0	0	0	0	0	0	0	0	0	0	0	0		
SALE - SYNTHETIC DRUGS	18c	F	0	0	0	0	0	0	0	0	0	0	0	0	0	0	0	0	0	0		
SALE - OTHER NON-NARCOTIC	18d	M	0	0	0	0	0	0	0	0	0	0	0	0	0	0	0	0	0	0		
SALE - OTHER NON-NARCOTIC	18d	F	0	0	0	0	0	0	0	0	0	0	0	0	0	0	0	0	0	0		
POSS - OPIUM, COCAINE, ETC.	18e	M	0	0	0	0	0	0	0	0	0	0	0	0	0	0	0	0	0	0		
POSS - OPIUM, COCAINE, ETC.	18e	F	0	0	0	0	0	0	0	0	0	0	0	0	0	0	0	0	0	0		
POSS - MARIJUANA	18f	M	0	0	0	0	0	0	0	0	0	0	0	0	0	0	0	0	0	0		
POSS - MARIJUANA	18f	F	0	0	0	0	0	0	0	0	0	0	0	0	0	0	0	0	0	0		
POSS - SYNTHETIC DRUGS	18g	M	0	0	0	0	0	0	0	0	0	0	0	0	0	0	0	0	0	0		
POSS - SYNTHETIC DRUGS	18g	F	0	0	0	0	0	0	0	0	0	0	0	0	0	0	0	0	0	0		
POSS - OTHER NON-NARCOTIC	18h	M	0	0	0	0	0	0	0	0	0	0	0	0	0	0	0	0	0	0		
POSS - OTHER NON-NARCOTIC	18h	F	0	0	0	0	0	0	0	0	0	0	0	0	0	0	0	0	0	0		
GAMBLING	19	M	0	0	0	0	0	0	0	0	0	0	0	0	0	0	0	0	0	0		
GAMBLING	19	F	0	0	0	0	0	0	0	0	0	0	0	0	0	0	0	0	0	0		
OFFENSES AGAINST FAMILY	20	M	0	0	0	0	0	0	0	0	0	0	0	0	0	0	0	0	0	0		
OFFENSES AGAINST FAMILY	20	F	0	0	0	0	0	0	0	0	0	0	0	0	0	0	0	0	0	0		
DRIVING UNDER THE INFLUENCE	21	M	3	1	5	1	2	2	0	7	5	1	2	3	2	3	39	41	0	4		
DRIVING UNDER THE INFLUENCE	21	F	0	0	0	0	0	0	0	0	0	0	0	0	0	0	0	0	0	0		
LIQUOR LAWS	22	M	2	0	0	0	0	0	0	0	0	0	0	0	0	0	2	4	0	0		
LIQUOR LAWS	22	F	2	0	0	0	0	0	0	0	0	0	0	0	0	0	2	4	0	0		
DRUNKENNESS	23	M	0	0	0	0	0	0	0	0	0	0	0	0	0	0	0	0	0	0		
DRUNKENNESS	23	F	0	0	0	0	0	0	0	0	0	0	0	0	0	0	0	0	0	0		
DISORDERLY CONDUCT	24	M	0	1	1	1	0	0	0	2	1	0	1	0	0	7	6	0	1	0		
DISORDERLY CONDUCT	24	F	0	0	0	0	0	0	0	0	0	0	0	0	0	0	0	0	0	0		
VAGRANCY	25	M	0	0	0	0	0	0	0	0	0	0	0	0	0	0	0	0	0	0		
VAGRANCY	25	F	0	0	0	0	0	0	0	0	0	0	0	0	0	0	0	0	0	0		
ALL OTHER OFFENSES	26	M	0	0	0	0	1	0	0	0	0	0	0	0	0	2	4	0	0	0		
ALL OTHER OFFENSES	26	F	0	0	0	0	1	0	0	0	0	0	0	0	0	2	4	0	0	0		
SUSPICION	27	M	0	0	0	0	0	0	0	0	0	0	0	0	0	0	0	0	0	0		
SUSPICION	27	F	0	0	0	0	0	0	0	0	0	0	0	0	0	0	0	0	0	0		
TOTALS			9	3	9	3	4	3	2	12	11	4	3	5	4	3	4	79	73	0	6	0

RETURN A-MONTHLY RETURN OF OFFENSES KNOWN TO THE POLICE  
PETERSBURG POLICE DEPARTMENT  
1980

OFFENSES	OFFENSES REPORTED	UNFOUNDED	ACTUAL OFFENSES	OFFENSES CLEARED BY ARREST OR EXCEPTIONAL MEANS	CLEARANCES INVOLVING ONLY PERSONS UNDER 18
MURDER	0	0	0	0	0
MANSLAUGHTER BY NEGLIGENCE	0	0	0	0	0
FORCIBLE RAPE	1	0	1	1	0
ACTUAL RAPE	1	0	1	1	0
ATTEMPTED RAPE	0	0	0	0	0
ROBBERY TOTALS	2	0	2	2	0
FIREARM	1	0	1	1	0
KNIFE OR CUTTING INSTRUMENT	0	0	0	0	0
OTHER DANGEROUS WEAPON	0	0	0	0	0
STRONG-ARM	1	0	1	1	0
ASSAULT TOTALS	19	0	19	15	0
FIREARM	1	0	1	1	0
KNIFE OR CUTTING INSTRUMENT	0	0	0	0	0
OTHER DANGEROUS WEAPON	0	0	0	0	0
HANDS, FISTS, FEET, ETC.	7	0	7	6	0
OTHER ASSAULTS-SIMPLE	11	0	11	8	0
BURGLARY TOTALS	41	0	41	19	0
FORCIBLE ENTRY	30	0	30	14	0
UNLAWFUL ENTRY-NO FORCE	7	0	7	3	0
ATTEMPTED FORCIBLE ENTRY	4	0	4	2	0
LARCENY-THEFT	122	10	112	29	0
MOTOR VEHICLE THEFT TOTALS	26	9	17	8	1
AUTOS	19	9	10	6	0
TRUCKS AND BUSES	4	0	4	1	0
OTHER VEHICLES	3	0	3	1	0
GRAND TOTAL	211	19	192	73	1
OFFICERS KILLED OR ASSAULTED					
KILLED-FELONY	0	0	0	0	0
KILLED-ACCIDENT	0	0	0	0	0
ASSAULTED	0	2	2	0	0

PROPERTY STOLEN BY CLASSIFICATION  
PETERSBURG POLICE DEPARTMENT  
1980

	ACTUAL OFFENSES	PROPERTY STOLEN
MURDER	0	\$ 0
FORCIBLE RAPE	1	\$ 0
ROBBERY	2	\$ 0
HIGHWAY (STREETS & ALLEYS)	0	\$ 0
COMMERCIAL HOUSE	0	\$ 0
GAS OR SERVICE STATION	0	\$ 0
CHAIN STORE	0	\$ 0
RESIDENCE	1	\$ 0
BANK	0	\$ 0
MISCELLANEOUS	0	\$ 0
TOTAL ROBBERY	2	\$ 1,520
BURGLARY	41	\$ 1,520
RESIDENCE-NIGHT	1	\$ 300
RESIDENCE-DAY	2	\$ 815
RESIDENCE-UNKNOWN	4	\$ 1,945
NONRESIDENCE-NIGHT	21	\$ 1,897
NONRESIDENCE-DAY	0	\$ 0
NONRESIDENCE-UNKNOWN	13	\$ 866
TOTAL BURGLARY	41	\$ 5,8

**CONTINUED**

**2 OF 3**



RETURN A-MONTHLY RETURN OF OFFENSES KNOWN TO THE POLICE  
SEWARD POLICE DEPARTMENT  
1980

OFFENSES	OFFENSES REPORTED	UNFOUNDED	ACTUAL OFFENSES	OFFENSES CLEARED BY ARREST OR EXCEPTIONAL MEANS	CLEARANCES INVOLVING ONLY PERSONS UNDER 18
MURDER	0	0	0	0	0
MANSLAUGHTER BY NEGLIGENCE	0	0	0	0	0
FORCIBLE RAPE	1	0	1	0	0
ACTUAL RAPE	1	0	1	0	0
ATTEMPTED RAPE	0	0	0	0	0
ROBBERY TOTALS	1	0	1	0	0
FIREARM	1	0	1	0	0
KNIFE OR CUTTING INSTRUMENT	0	0	0	0	0
OTHER DANGEROUS WEAPON	0	0	0	0	0
STRONG-ARM	0	0	0	0	0
ASSAULT TOTALS	30	0	30	14	1
FIREARM	1	0	1	1	0
KNIFE OR CUTTING INSTRUMENT	1	0	1	1	0
OTHER DANGEROUS WEAPON	1	0	1	1	0
HANDS, FISTS, FEET, ETC.	19	0	19	9	1
OTHER ASSAULTS-SIMPLE	8	0	8	2	1
BURGLARY TOTALS	33	2	31	8	1
FORCIBLE ENTRY	21	1	20	4	0
UNLAWFUL ENTRY-NO FORCE	6	1	5	4	1
ATTEMPTED FORCIBLE ENTRY	6	0	6	0	0
LARCENY-THEFT	142	2	140	22	4
MOTOR VEHICLE THEFT TOTALS	19	2	17	8	1
AUTOS	10	1	9	3	1
TRUCKS AND BUSES	5	1	4	4	0
OTHER VEHICLES	4	0	4	1	0
GRAND TOTAL	226	6	220	52	7

OFFICERS KILLED OR ASSAULTED  
KILLED-FELONY 0 KILLED-ACCIDENT 0 ASSAULTED 1

PROPERTY STOLEN BY CLASSIFICATION  
SEWARD POLICE DEPARTMENT  
1980

	ACTUAL OFFENSES	PROPERTY STOLEN
MURDER	0	\$ 0
FORCIBLE RAPE	1	\$ 0
ROBBERY	0	\$ 0
HIGHWAY(STREETS&ALLEYS)	0	\$ 0
COMMERCIAL HOUSE	0	\$ 0
GAS OR SERVICE STATION	0	\$ 0
CHAIN STORE	0	\$ 0
RESIDENCE	0	\$ 0
BANK	0	\$ 0
MISCELLANEOUS	1	\$ 0
TOTAL ROBBERY	1	\$ 0
BURGLARY	31	\$ 9,155
RESIDENCE-NIGHT	5	\$ 130
RESIDENCE-DAY	2	\$ 0
RESIDENCE-UNKNOWN	0	\$ 0
NONRESIDENCE-NIGHT	22	\$ 4,025
NONRESIDENCE-DAY	1	\$ 5,000
NONRESIDENCE-UNKNOWN	1	\$ 0
TOTAL BURGLARY	31	\$ 9,155
LARCENY-THEFT	140	\$ 55,822
\$200 AND OVER	54	\$ 48,793
\$50 TO \$200	55	\$ 6,258
UNDER \$50	31	\$ 771
TOTAL LARCENY	140	\$ 55,822
MV-THEFT	17	\$ 54,550
GRAND TOTAL	190	\$ 119,527

6X. NATURE OF LARCENIES

	ACTUAL OFFENSES	PROPERTY STOLEN
POCKET-PICKING	4	\$ 455
PURSE-SNATCHING	1	\$ 200
SHOPLIFTING	8	\$ 110
FROM MOTOR VEHICLES	35	\$ 5,166
MV-PARTS & ACCESSORIES	2	\$ 654
BICYCLES	9	\$ 1,425
FROM BUILDINGS	29	\$ 11,177
FROM COIN-OPERATED MACHINES	1	\$ 0
ALL OTHER	51	\$ 36,635
TOTAL LARCENIES	140	\$ 55,822

7X. MOTOR VEHICLES RECOVERED

(C) TOTAL LOCALLY STOLEN MV RECOVERED 8

PROPERTY BY TYPE AND VALUE  
SEWARD POLICE DEPARTMENT  
1980

	PROPERTY STOLEN	PROPERTY RECOVERED
CURRENCY, NOTES, ETC.	\$ 6,658	\$ 50
JEWELRY & PRECIOUS METALS	\$ 1,115	\$ 45
CLOTHING AND FURS	\$ 575	\$ 0
STOLEN MOTOR VEHICLES	\$ 21,050	\$ 21,050
OFFICE EQUIPMENT	\$ 2,000	\$ 0
TU'S, RADIOS, STEREO'S	\$ 3,559	\$ 0
FIREARMS	\$ 1,786	\$ 0
HOUSEHOLD GOODS	\$ 400	\$ 0
CONSUMABLE GOODS	\$ 1,720	\$ 42
LIVESTOCK	\$ 0	\$ 0
MISCELLANEOUS	\$ 80,664	\$ 38,931
TOTAL	\$ 119,527	\$ 60,118

AGE, SEX AND RACE OF PERSONS ARRESTED  
UNDER 18 YEARS OF AGE  
SEWARD POLICE DEPARTMENT  
1980

		10 and UNDER	11-12	13-14	15	16	17	TOTAL UNDER 18	WHITE	BLACK	NATIVE	ASIAN
MURDER / NONNEG MANSL.	01A M	0	0	0	0	0	0	0	0	0	0	0
MANSLAUGHTER BY NEGLIGENCE	01B M	0	0	0	0	0	0	0	0	0	0	0
FORCIBLE RAPE	02 M	0	0	0	0	0	0	0	0	0	0	0
ROBBERY	03 M	0	0	0	0	0	0	0	0	0	0	0
AGGRAVATED ASSAULT	04 M	0	0	2	0	1	1	4	4	0	0	0
BURGLARY	05 M	0	0	0	0	0	0	0	0	0	0	0
LARCENY / THEFT	06 M	0	0	1	4	1	0	6	5	1	0	0
MOTOR VEHICLE THEFT	07 M	0	0	0	0	0	0	0	0	0	0	0
OTHER ASSAULTS	08 M	0	0	0	0	0	0	0	0	0	0	0
ARSON	09 M	0	0	0	0	0	0	0	0	0	0	0
FORGERY & COUNTERFEITING	10 M	0	0	0	0	0	0	0	0	0	0	0
FRAUD	11 M	0	0	0	0	0	0	0	0	0	0	0
EMBEZZLEMENT	12 M	0	0	0	0	0	0	0	0	0	0	0
STOLEN PROPERTY	13 M	0	0	0	0	1	0	1	0	1	0	0
VANDALISM	14 M	0	0	2	10	7	2	21	20	0	1	0
WEAPONS	15 M	0	0	0	0	0	0	0	0	0	0	0
PROSTITUTION & COMM VICE	16 M	0	0	0	0	0	0	0	0	0	0	0
SEX OFFENSES	17 M	0	0	0	0	0	0	0	0	0	0	0
SALE - OPIUM, COCAINE, ETC.	18a M	0	0	0	0	0	0	0	0	0	0	0
SALE - MARIJUANA	18b M	0	0	0	0	0	0	0	0	0	0	0
SALE - SYNTHETIC DRUGS	18c M	0	0	0	0	0	0	0	0	0	0	0
SALE - OTHER NON-NARCOTIC	18d M	0	0	0	0	0	0	0	0	0	0	0
POSS - OPIUM, COCAINE, ETC.	18e M	0	0	0	0	0	0	0	0	0	0	0
POSS - MARIJUANA	18f M	0	0	0	0	0	0	0	0	0	0	0
POSS - SYNTHETIC DRUGS	18g M	0	0	0	0	0	0	0	0	0	0	0
POSS - OTHER NON-NARCOTIC	18h M	0	0	0	0	0	0	0	0	0	0	0
GAMBLING	19 M	0	0	0	0	0	0	0	0	0	0	0
OFFENSES AGAINST FAMILY	20 M	0	0	0	0	0	0	0	0	0	0	0
DRIVING UNDER THE INFLUENCE	21 M	0	0	0	0	0	4	4	2	0	2	0
LIQUOR LAWS	22 M	0	0	1	4	8	10	23	7	0	3	0
DRUNKENNESS	23 M	0	0	0	0	0	0	0	0	0	0	0
DISORDERLY CONDUCT	24 M	0	0	0	0	0	0	0	0	0	0	0
VAGRANCY	25 M	0	0	0	0	0	0	0	0	0	0	0
ALL OTHER OFFENSES	26 M	0	0	0	0	1	1	2	1	0	1	0
SUSPICION	27 M	0	0	0	0	0	0	0	0	0	0	0
CURFEW	28 M	0	0	0	0	0	0	0	0	0	0	0
RUNAWAY	29 M	0	0	0	0	1	1	2	5	6	0	0
TOTALS		0	0	9	22	23	20	74	65	2	7	0

AGE, SEX AND RACE OF PERSONS ARRESTED  
18 YEARS OF AGE AND OVER  
SEWARD POLICE DEPARTMENT  
1980

			18	19	20	21	22	23	24	25-29	30-34	35-39	40-44	45-49	50-54	55-59	60+	TOTAL	WHITE	BLACK	ASIAN	NAIVE	
MURDER / NONNEG MANSL.	01A	M	0	0	0	0	0	0	0	0	0	0	0	0	0	0	0	0	0	0	0	0	0
		F	0	0	0	0	0	0	0	0	0	0	0	0	0	0	0	0	0	0	0	0	0
MANSLAUGHTER BY NEGLIGENCE	01B	M	0	0	0	0	0	0	0	0	0	0	0	0	0	0	0	0	0	0	0	0	0
		F	0	0	0	0	0	0	0	0	0	0	0	0	0	0	0	0	0	0	0	0	0
FORCIBLE RAPE	02	M	0	0	0	0	0	0	0	0	0	0	0	0	0	0	0	0	0	0	0	0	0
		F	0	0	0	0	0	0	0	0	0	0	0	0	0	0	0	0	0	0	0	0	0
ROBBERY	03	M	0	0	0	0	0	0	0	0	0	0	0	0	0	0	0	0	0	0	0	0	0
		F	0	0	0	0	0	0	0	0	0	0	0	0	0	0	0	0	0	0	0	0	0
AGGRAVATED ASSAULT	04	M	0	0	0	0	0	0	0	2	0	1	0	1	1	0	0	5	0	0	0	0	0
		F	0	0	0	0	0	0	0	0	1	0	0	0	0	0	0	1	6	0	0	0	0
BURGLARY	05	M	0	0	2	2	1	0	0	1	0	0	0	0	0	0	0	6	0	0	0	0	0
		F	0	0	0	0	0	0	0	0	0	0	0	0	0	0	0	0	5	0	1	0	0
LARCENY / THEFT	06	M	0	0	0	0	0	0	0	0	1	0	0	0	0	0	0	1	0	0	0	0	0
		F	0	0	0	0	0	0	0	0	0	0	0	0	0	0	0	0	1	0	0	0	0
MOTOR VEHICLE THEFT	07	M	0	0	0	0	0	0	0	1	0	0	0	0	0	0	0	1	0	0	0	0	0
		F	0	0	0	0	0	0	0	0	0	0	0	0	0	0	0	0	0	0	1	0	0
OTHER ASSAULTS	08	M	0	0	0	0	0	0	0	0	0	1	0	0	0	0	0	1	0	0	0	0	0
		F	0	0	0	0	0	0	0	0	0	0	0	0	0	0	0	0	1	0	0	0	0
ARSON	09	M	0	0	0	0	0	0	0	0	0	0	0	0	0	0	0	0	0	0	0	0	0
		F	0	0	0	0	0	0	0	0	0	0	0	0	0	0	0	0	0	0	0	0	0
FORGERY & COUNTERFEITING	10	M	0	0	0	0	0	0	0	0	0	0	0	0	0	0	0	0	0	0	0	0	0
		F	0	0	0	0	0	0	0	0	0	0	0	0	0	0	0	0	0	0	0	0	0
FRAUD	11	M	0	0	0	0	0	0	0	2	0	0	1	1	0	0	0	4	0	0	0	0	0
		F	0	0	0	0	0	0	0	0	0	0	0	0	0	0	0	0	1	0	3	0	0
EMBEZZLEMENT	12	M	0	0	0	0	0	0	0	0	0	0	0	0	0	0	0	0	0	0	0	0	0
		F	0	0	0	0	0	0	0	0	0	0	0	0	0	0	0	0	0	0	0	0	0
STOLEN PROPERTY	13	M	0	0	0	0	0	0	0	1	0	0	0	0	0	0	0	1	0	0	0	0	0
		F	0	0	0	0	0	0	0	0	0	0	0	0	0	0	0	0	1	0	0	0	0
VANDALISM	14	M	1	1	0	0	0	0	1	0	0	0	0	0	0	1	0	4	0	0	0	0	0
		F	0	0	0	0	0	0	0	0	0	0	0	0	0	0	0	0	3	0	1	0	0
WEAPONS	15	M	0	1	0	0	1	0	0	1	0	0	0	0	0	0	0	3	0	0	0	0	0
		F	0	0	0	0	0	0	0	0	0	0	0	0	0	0	0	0	4	0	0	0	0
PROSTITUTION & COMM VICE	16	M	0	0	0	0	0	0	0	0	0	0	0	0	0	0	0	0	0	0	0	0	0
		F	0	0	0	0	0	0	0	0	0	0	0	0	0	0	0	0	0	0	0	0	0
SEX OFFENSES	17	M	0	0	0	0	1	0	0	1	0	0	0	0	0	0	0	2	0	0	0	0	0
		F	0	0	0	0	0	0	0	0	0	0	0	0	0	0	0	0	2	0	0	0	0
SALE - OPIUM, COCAINE, ETC.	18a	M	0	0	0	2	0	1	0	0	1	0	2	0	0	0	0	6	0	0	1	0	0
		F	0	0	0	0	0	0	0	0	0	0	0	0	0	0	0	0	5	0	0	0	0
SALE - MARIJUANA	18b	M	0	0	0	0	0	0	0	0	0	0	0	0	0	0	0	0	0	0	0	0	0
		F	0	0	0	0	0	0	0	0	0	0	0	0	0	0	0	0	0	0	0	0	0
SALE - SYNTHETIC DRUGS	18c	M	0	0	0	0	0	0	0	0	0	0	0	0	0	0	0	0	0	0	0	0	0
		F	0	0	0	0	0	0	0	0	0	0	0	0	0	0	0	0	0	0	0	0	0
SALE - OTHER NON-NARCOTIC	18d	M	1	0	0	0	0	0	1	0	0	0	0	0	0	0	0	2	0	0	0	0	0
		F	0	0	0	0	0	0	0	0	0	0	0	0	0	0	0	0	1	0	1	0	0
POSS - OPIUM, COCAINE, ETC.	18e	M	0	0	0	0	0	0	1	0	1	0	0	0	0	0	0	2	0	0	0	0	0
		F	0	0	0	0	0	0	0	0	0	0	0	0	0	0	0	0	2	0	0	0	0
POSS - MARIJUANA	18f	M	0	0	0	0	0	0	0	0	0	0	0	0	0	0	0	0	0	0	0	0	0
		F	0	0	0	0	0	0	0	0	0	0	0	0	0	0	0	0	0	0	0	0	0
POSS - SYNTHETIC DRUGS	18g	M	0	0	0	0	0	0	0	0	0	0	0	0	0	0	0	0	0	0	0	0	0
		F	0	0	0	0	0	0	0	0	0	0	0	0	0	0	0	0	0	0	0	0	0
POSS - OTHER NON-NARCOTIC	18h	M	0	0	0	0	0	0	0	0	0	0	0	0	0	0	0	0	0	0	0	0	0
		F	0	0	0	0	0	0	0	0	0	0	0	0	0	0	0	0	0	0	0	0	0
GAMBLING	19	M	0	0	0	0	0	0	0	1	0	0	0	0	1	0	0	2	0	0	0	0	0
		F	0	0	0	0	0	0	0	0	0	0	0	0	0	0	0	0	2	0	0	0	0
OFFENSES AGAINST FAMILY	20	M	0	0	0	0	0	0	0	0	0	0	0	0	0	0	0	0	0	0	0	0	0
		F	0	0	0	0	0	0	0	0	0	0	0	0	0	0	0	0	0	0	0	0	0
DRIVING UNDER THE INFLUENCE	21	M	0	1	1	0	1	0	2	2	2	5	1	2	2	1	1	21	0	0	0	0	0
		F	0	1	1	0	0	0	0	0	3	1	0	0	1	0	0	7	26	0	2	0	0
LIQUOR LAWS	22	M	7	0	0	0	0	0	0	0	0	0	0	0	0	0	0	7	0	0	0	0	0
		F	0	0	0	0	0	0	0	0	0	0	0	0	0	0	0	0	7	0	0	0	0
DRUNKENNESS	23	M	0	0	0	0	0	0	0	0	0	0	0	0	0	0	0	0	0	0	0	0	0
		F	0	0	0	0	0	0	0	0	0	0	0	0	0	0	0	0	0	0	0	0	0
DISORDERLY CONDUCT	24	M	0	1	0	1	3	0	0	2	3	0	0	0	0	0	0	10	0	0	0	0	0
		F	0	0	0	0	0	0	0	1	0	0	0	0	0	0	0	1	9	0	2	0	0
VAGRANCY	25	M	0	0	0	0	0	0	0	0	0	0	0	0	0	0	0	0	0	0	0	0	0
		F	0	0	0	0	0	0	0	0	0	0	0	0	0	0	0	0	0	0	0	0	0
ALL OTHER OFFENSES	26	M	0	1	1	2	0	0	0	1	2	1	0	1	0	0	0	9	8	0	1	0	0
		F	0	0	0	0	0	0	0	0	0	0	0	0	0	0	0	0	0	0	0	0	0
SUSPICION	27	M	0	0	0	0	0	0	0	0	0	0	0	0	0	0	0	0	0	0	0	0	0
		F	0	0	0	0	0	0	0	0	0	0	0	0	0	0	0	0	0	0	0	0	0
TOTALS			9	6	5	7	7	1	5	16	13	10	4	6	6	1	1	97	84	0	13	0	0

RETURN A-MONTHLY RETURN OF OFFENSES KNOWN TO THE POLICE  
SITKA POLICE DEPARTMENT  
1980

OFFENSES	OFFENSES REPORTED	UNFOUNDED	ACTUAL OFFENSES	OFFENSES CLEARED BY ARREST OR EXCEPTIONAL MEANS	CLEARANCES INVOLVING ONLY PERSONS UNDER 18
MURDER	0	0	0	0	0
MANSLAUGHTER BY NEGLIGENCE	0	0	0	0	0
FORCIBLE RAPE	9	0	9	7	0
ACTUAL RAPE	8	0	8	7	0
ATTEMPTED RAPE	1	0	1	0	0
ROBBERY TOTALS	1	0	1	0	0
FIREARM	1	0	1	0	0
KNIFE OR CUTTING INSTRUMENT	0	0	0	0	0
OTHER DANGEROUS WEAPON	1	0	1	0	0
STRONG-ARM	0	0	0	0	0
ASSAULT TOTALS	1	0	1	0	0
FIREARM	82	1	81	42	3
KNIFE OR CUTTING INSTRUMENT	4	0	4	3	0
OTHER DANGEROUS WEAPON	5	0	5	5	0
HANDS, FISTS, FEET, ETC.	4	0	4	4	1
OTHER ASSAULTS-SIMPLE	64	1	63	28	1
BURGLARY TOTALS	5	0	5	2	1
FORCIBLE ENTRY	127	0	127	16	5
UNLAWFUL ENTRY-NO FORCE	105	0	105	15	5
ATTEMPTED FORCIBLE ENTRY	15	0	15	1	0
LARCENY-THEFT	7	0	7	0	0
MOTOR VEHICLE THEFT TOTALS	570	3	567	296	14
AUTOS	28	0	28	26	2
TRUCKS AND BUSES</					



RETURN A-MONTHLY RETURN OF OFFENSES KNOWN TO THE POLICE  
SKAGWAY POLICE DEPARTMENT  
1980

OFFENSES	OFFENSES REPORTED	UNFOUNDED	ACTUAL OFFENSES	OFFENSES CLEARED BY ARREST OR EXCEPTIONAL MEANS	CLEARANCES INVOLVING ONLY PERSONS UNDER 18
MURDER	0	0	0	0	0
MANSLAUGHTER BY NEGLIGENCE	0	0	0	0	0
FORCIBLE RAPE	1	1	0	0	0
ACTUAL RAPE	0	0	0	0	0
ATTEMPTED RAPE	1	1	0	0	0
ROBBERY TOTALS	0	0	0	0	0
FIREARM	0	0	0	0	0
KNIFE OR CUTTING INSTRUMENT	0	0	0	0	0
OTHER DANGEROUS WEAPON	0	0	0	0	0
STRONG-ARM	0	0	0	0	0
ASSAULT TOTALS	9	0	9	9	1
FIREARM	0	0	0	0	0
KNIFE OR CUTTING INSTRUMENT	0	0	0	0	0
OTHER DANGEROUS WEAPON	0	0	0	0	0
HANDS, FISTS, FEET, ETC.	1	0	1	1	0
OTHER ASSAULTS-SIMPLE	8	0	8	8	1
BURGLARY TOTALS	10	1	9	2	0
FORCIBLE ENTRY	5	0	5	1	0
UNLAWFUL ENTRY-NO FORCE	5	1	4	1	0
ATTEMPTED FORCIBLE ENTRY	0	0	0	0	0
LARCENY-THEFT	43	8	35	8	2
MOTOR VEHICLE THEFT TOTALS	4	1	3	1	1
AUTOS	2	0	2	1	1
TRUCKS AND BUSES	0	1	0	0	0
OTHER VEHICLES	2	0	1	0	0
GRAND TOTAL	67	11	56	20	4

OFFICERS KILLED OR ASSAULTED  
KILLED-FELONY 0 KILLED-ACCIDENT 0 ASSAULTED 1

PROPERTY STOLEN BY CLASSIFICATION  
SKAGWAY POLICE DEPARTMENT  
1980

PROPERTY STOLEN	ACTUAL OFFENSES	PROPERTY STOLEN
MURDER	0	\$ 0
FORCIBLE RAPE	0	\$ 0
ROBBERY	0	\$ 0
HIGHWAY (STREETS & ALLEYS)	0	\$ 0
COMMERCIAL HOUSE	0	\$ 0
GAS OR SERVICE STATION	0	\$ 0
CHAIN STORE	0	\$ 0
RESIDENCE	0	\$ 0
BANK	0	\$ 0
MISCELLANEOUS	0	\$ 0
TOTAL ROBBERY	0	\$ 0
BURGLARY	0	\$ 0
RESIDENCE-NIGHT	4	\$ 3,727
RESIDENCE-DAY	1	\$ 200
RESIDENCE-UNKNOWN	1	\$ 545
NONRESIDENCE-NIGHT	3	\$ 1,038
NONRESIDENCE-DAY	0	\$ 0
NONRESIDENCE-UNKNOWN	0	\$ 0
TOTAL BURGLARY	9	\$ 5,510
LARCENY-THEFT	0	\$ 0
\$200 AND OVER	15	\$ 8,336
\$50 TO \$200	12	\$ 1,429
UNDER \$50	8	\$ 250
TOTAL LARCENY	35	\$ 10,015
MV-THEFT	3	\$ 3,586
GRAND TOTAL	47	\$ 19,111

6X. NATURE OF LARCENIES

PROPERTY STOLEN	ACTUAL OFFENSES	PROPERTY STOLEN
POCKET-PICKING	0	\$ 0
PURSE-SNATCHING	0	\$ 0
SHOPLIFTING	4	\$ 1,810
FROM MOTOR VEHICLES	0	\$ 0
MV-PARTS & ACCESSORIES	1	\$ 30
BICYCLES	1	\$ 65
FROM BUILDINGS	12	\$ 4,158
FROM COIN-OPERATED MACHINES	0	\$ 0
ALL OTHER	17	\$ 3,952
TOTAL LARCENIES	35	\$ 10,015

7X. MOTOR VEHICLES RECOVERED

(C) TOTAL LOCALLY STOLEN MV RECOVERED 0

PROPERTY BY TYPE AND VALUE  
SKAGWAY POLICE DEPARTMENT  
1980

PROPERTY STOLEN	PROPERTY STOLEN	PROPERTY RECOVERED
CURRENCY, NOTES, ETC.	\$ 2,232	\$ 919
JEWELRY & PRECIOUS METALS	\$ 1,540	\$ 5,602
CLOTHING AND FURS	\$ 1,480	\$ 540
STOLEN MOTOR VEHICLES	\$ 3,586	\$ 1,500
OFFICE EQUIPMENT	\$ 75	\$ 0
TV'S, RADIOS, STEREO'S	\$ 1,342	\$ 450
FIREARMS	\$ 255	\$ 0
HOUSEHOLD GOODS	\$ 0	\$ 0
CONSUMABLE GOODS	\$ 20	\$ 0
LIVESTOCK	\$ 0	\$ 0
MISCELLANEOUS	\$ 8,581	\$ 4,466
TOTAL	\$ 19,111	\$ 13,477

AGE, SEX AND RACE OF PERSONS ARRESTED  
18 YEARS OF AGE AND OVER  
SKAGWAY POLICE DEPARTMENT  
1980

			18	19	20	21	22	23	24	25-29	30-34	35-39	40-44	45-49	50-54	55-59	60+	TOTAL	WHITE	BLACK	NATIVE	ASIAN
MURDER / NONNEG MANSL.	01A	M	0	0	0	0	0	0	0	0	0	0	0	0	0	0	0	0	0	0	0	0
MANSLAUGHTER BY NEGLIGENCE	01B	M	0	0	0	0	0	0	0	0	0	0	0	0	0	0	0	0	0	0	0	0
FORCIBLE RAPE	02	M	0	0	0	0	0	0	0	0	0	0	0	0	0	0	0	0	0	0	0	0
ROBBERY	03	M	0	0	0	0	0	0	0	0	0	0	0	0	0	0	0	0	0	0	0	0
AGGRAVATED ASSAULT	04	M	0	0	0	0	0	0	0	0	0	0	0	0	0	0	0	0	0	0	0	0
BURGLARY	05	M	0	0	0	0	1	0	0	0	0	0	0	0	0	0	0	1	0	0	0	0
LARCENY / THEFT	06	M	0	0	0	1	1	1	1	0	0	0	0	0	0	0	0	4	0	0	1	0
MOTOR VEHICLE THEFT	07	M	0	0	0	0	0	0	0	0	0	0	0	0	0	0	0	0	4	0	0	0
OTHER ASSAULTS	08	M	0	0	0	0	0	0	0	0	0	0	0	1	0	0	0	1	0	0	0	0
ARSON	09	M	0	0	0	0	0	0	0	0	0	0	0	0	0	0	0	0	0	0	1	0
FORGERY & COUNTERFEITING	10	M	0	0	0	0	0	0	0	0	0	0	0	0	0	0	0	0	0	0	0	0
FRAUD	11	M	0	0	0	0	0	0	0	0	0	0	0	0	0	0	0	0	0	0	0	0
EMBEZZLEMENT	12	M	0	0	0	0	0	0	0	0	0	0	0	0	0	0	0	0	0	0	0	0
STOLEN PROPERTY	13	M	0	0	0	0	0	0	0	0	0	0	0	0	0	0	0	0	0	0	0	0
VANDALISM	14	M	0	0	0	0	0	0	0	0	0	0	0	0	0	0	0	0	0	0	0	0
WEAPONS	15	M	0	0	0	0	0	0	0	0	0	0	0	0	0	0	0	0	0	0	0	0
PROSTITUTION & COMM VICE	16	M	0	0	0	0	0	0	0	0	0	0	0	0	0	0	0	0	0	0	0	0
SEX OFFENSES	17	M	0	0	0	0	0	0	0	0	0	0	0	0	0	0	0	0	0	0	0	0
SALE - OPIUM, COCAINE, ETC.	18a	M	0	0	0	0	0	0	0	0	0	0	0	0	0	0	0	0	0	0	0	0
SALE - MARIJUANA	18b	M	0	0	0	0	0	0	0	0	0	0	0	0	0	0	0	0	0	0	0	0
SALE - SYNTHETIC DRUGS	18c	M	0	0	0	0	0	0	0	0	0	0	0	0	0	0	0	0	0	0	0	0
SALE - OTHER NON-NARCOTIC	18d	M	0	0	0	0	0	0	0	0	0	0	0	0	0	0	0	0	0	0	0	0
POSS - OPIUM, COCAINE, ETC.	18e	M	0	0	0	0	0	0	0	0	0	0	0	0	0	0	0	0	0	0	0	0
POSS - MARIJUANA	18f	M	0	0	0	0	0	0	0	0	0	0	0	0	0	0	0	0	0	0	0	0
POSS - SYNTHETIC DRUGS	18g	M	0	0	0	0	0	0	0	0	0	0	0	0	0	0	0	0	0	0	0	0
POSS - OTHER NON-NARCOTIC	18h	M	0	0	0	0	0	0	0	0	0	0	0	0	0	0	0	0	0	0	0	0
GAMBLING	19	M	0	0	0	0	0	0	0	0	0	0	0	0	0	0	0	0	0	0	0	0
OFFENSES AGAINST FAMILY	20	M	0	0	0	0	0	0	0	0	0	0	0	0	0	0	0	0	0	0	0	0
DRIVING UNDER THE INFLUENCE	21	M	0	0	0	0	0	0	0	0	0	0	0	0	0	0	0	1	1	0	0	0
LIQUOR LAWS	22	M	1	0	0	0	0	0	0	0	0	0	0	0	0	0	0	0	1	0	0	0
DRUNKENNESS	23	M	0	0	0	0	0	0	0	0	0	0	0	0	0	0	0	0	0	0	0	0
DISORDERLY CONDUCT	24	M	0	0	0	0	0	0	0	0	0	0	0	0	0	0	0	0	0	0	0	0
VAGRANCY	25	M	0	0	0	0	0	0	0	0	0	0	0	0	0	0	0	0	0	0	0	0
ALL OTHER OFFENSES	26	M	0	0	0	0	0	0	1	0	1	0	0	0	0	0	0	2	0	0	0	0
SUSPICION	27	M	0	0	0	0	0	0	0	0	0	0	0	0	0	0	0	0	2	0	0	0
TOTALS			1	0	0	1	2	1	2	0	2	1	0	0	0	0	0	10	8	0	2	0

AGE, SEX AND RACE OF PERSONS ARRESTED  
UNDER 18 YEARS OF AGE  
SKAGWAY POLICE DEPARTMENT  
1980

			AGE					TOTAL UNDER 18	WHITE	BLACK	NATIVE	ASIAN
			10 and UNDER	11-12	13-14	15	16					
MURDER / NONNEG MANSL.	01A	M	0	0	0	0	0	0				
		F	0	0	0	0	0	0				
MANSLAUGHTER BY NEGLIGENCE	01B	M	0	0	0	0	0	0	0	0	0	0
		F	0	0	0	0	0	0	0	0	0	0
FORCIBLE RAPE	02	M	0	0	0	0	0	0	0	0	0	0
		F	0	0	0	0	0	0	0	0	0	0
ROBBERY	03	M	0	0	0	0	0	0	0	0	0	0
		F	0	0	0	0	0	0	0	0	0	0
AGGRAVATED ASSAULT	04	M	0	0	0	0	0	0	0	0	0	0
		F	0	0	0	0	0	0	0	0	0	0
BURGLARY	05	M	0	0	0	0	0	0	0	0	0	0
		F	0	0	0	0	0	0	0	0	0	0
LARCENY / THEFT	06	M	0	0	0	1	0	1	3	0	0	0
		F	0	0	0	0	1	0	0	0	0	0
MOTOR VEHICLE THEFT	07	M	0	0	1	0	0	1	0	0	0	0
		F	0	0	0	0	0	0	1	0	0	0
OTHER ASSAULTS	08	M	0	0	1	0	0	1	0	0	0	0
		F	0	0	0	0	0	0	0	0	0	0
ARSON	09	M	0	0	0	0	0	0	0	0	0	0
		F	0	0	0	0	0	0	0	0	0	0
FORGERY & COUNTERFEITING	10	M	0	0	0	0	0	0	0	0	0	0
		F	0	0	0	0	0	0	0	0	0	0
FRAUD	11	M	0	0	0	0	0	0	0	0	0	0
		F	0	0	0	0	0	0	0	0	0	0
EMBEZZLEMENT	12	M	0	0	0	0	0	0	0	0	0	0
		F	0	0	0	0	0	0	0	0	0	0
STOLEN PROPERTY	13	M	0	0	0	0	0	0	0	0	0	0
		F	0	0	0	0	0	0	0	0	0	0
VANDALISM	14	M	0	0	0	0	0	0	0	0	0	0
		F	0	0	0	0	0	0	0	0	0	0
WEAPONS	15	M	0	0	0	0	0	0	0	0	0	0
		F	0	0	0	0	0	0	0	0	0	0
PROSTITUTION & COMM VICE	16	M	0	0	0	0	0	0	0	0	0	0
		F	0	0	0	0	0	0	0	0	0	0
SEX OFFENSES	17	M	0	0	0	0	0	0	0	0	0	0
		F	0	0	0	0	0	0	0	0	0	0
SALE - OPIUM, COCAINE, ETC.	18a	M	0	0	0	0	0	0	0	0	0	0
		F	0	0	0	0	0	0	0	0	0	0
SALE - MARIJUANA	18b	M	0	0	0	0	0	0	0	0	0	0
		F	0	0	0	0	0	0	0	0	0	0
SALE - SYNTHETIC DRUGS	18c	M	0	0	0	0	0	0	0	0	0	0
		F	0	0	0	0	0	0	0	0	0	0
SALE - OTHER NON-NARCOTIC	18d	M	0	0	0	0	0	0	0	0	0	0
		F	0	0	0	0	0	0	0	0	0	0
POSS - OPIUM, COCAINE, ETC.	18e	M	0	0	0	0	0	0	0	0	0	0
		F	0	0	0	0	0	0	0	0	0	0
POSS - MARIJUANA	18f	M	0	0	0	0	0	0	0	0	0	0
		F	0	0	0	0	0	0	0	0	0	0
POSS - SYNTHETIC DRUGS	18g	M	0	0	0	0	0	0	0	0	0	0
		F	0	0	0	0	0	0	0	0	0	0
POSS - OTHER NON-NARCOTIC	18h	M	0	0	0	0	0	0	0	0	0	0
		F	0	0	0	0	0	0	0	0	0	0
GAMBLING	19	M	0	0	0	0	0	0	0	0	0	0
		F	0	0	0	0	0	0	0	0	0	0
OFFENSES AGAINST FAMILY	20	M	0	0	0	0	0	0	0	0	0	0
		F	0	0	0	0	0	0	0	0	0	0
DRIVING UNDER THE INFLUENCE	21	M	0	0	0	0	0	0	0	0	0	0
		F	0	0	0	0	0	0	0	0	0	0
LIQUOR LAWS	22	M	0	0	0	1	0	2	3	0	0	0
		F	0	0	0	0	0	0	0	0	0	0
DRUNKENNESS	23	M	0	0	0	0	0	0	3	0	0	0
		F	0	0	0	0	0	0	0	0	0	0
DISORDERLY CONDUCT	24	M	0	0	0	0	0	0	0	0	0	0
		F	0	0	0	0	0	0	0	0	0	0
VAGRANCY	25	M	0	0	0	0	0	0	0	0	0	0
		F	0	0	0	0	0	0	0	0	0	0
ALL OTHER OFFENSES	26	M	0	0	0	0	0	0	0	0	0	0
		F	0	0	0	0	0	0	0	0	0	0
SUSPICION	27	M	0	0	0	0	0	0	0	0	0	0
		F	0	0	0	0	0	0	0	0	0	0
CURFEW	28	M	0	0	0	0	0	0	0	0	0	0
		F	0	0	0	0	0	0	0	0	0	0
RUNAWAY	29	M	0	0	1	0	0	1	0	0	0	0
		F	0	0	0	0	0	0	0	0	0	0
TOTALS			0	0	3	2	1	3	9	0	0	0

RETURN A-MONTHLY RETURN OF OFFENSES KNOWN TO THE POLICE  
SOLDOTNA POLICE DEPARTMENT  
1980

OFFENSES	OFFENSES REPORTED	UNFOUNDED	OFFENSES CLEARED BY ARREST OR EXCEPTIONAL MEANS		CLEARANCES INVOLVING ONLY PERSONS UNDER 18
			ACTUAL OFFENSES	EXCEPTIONAL MEANS	
MURDER	0	0	0	0	0
MANSLAUGHTER BY NEGLIGENCE	0	0	0	0	0
FORCIBLE RAPE	0	0	0	0	0
ACTUAL RAPE	0	0	0	0	0
ATTEMPTED RAPE	0	0	0	0	0
ROBBERY TOTALS	0	0	0	0	0
FIREARM	0	0	0	0	0
KNIFE OR CUTTING INSTRUMENT	0	0	0	0	0
OTHER DANGEROUS WEAPON	0	0	0	0	0
STRONG-ARM	0	0	0	0	0
ASSAULT TOTALS	12	0	12	4	0
FIREARM	1	0	1	1	0
KNIFE OR CUTTING INSTRUMENT	1	0	1	0	0
OTHER DANGEROUS WEAPON	2	0	2	1	0
HANDS, FISTS, FEET, ETC.	2	0	2	1	0
OTHER ASSAULTS-SIMPLE	6	0	6	1	0
BURGLARY TOTALS	14	0	14	3	2
FORCIBLE ENTRY	6	0	6	0	0
UNLAWFUL ENTRY-NO FORCE	6	0	6	3	2
ATTEMPTED FORCIBLE ENTRY	2	0	2	0	0
LARCENY-THEFT	119	0	119	20	10
MOTOR VEHICLE THEFT TOTALS	16	1	15	4	1
AUTOS	3	1	2	0	0
TRUCKS AND BUSES	4	0	4	2	0
OTHER VEHICLES	9	0	9	2	1
GRAND TOTAL	161	1	160	31	13
OFFICERS KILLED OR ASSAULTED					
KILLED-FELONY	0	KILLED-ACCIDENT	0	ASSAULTED	0

PROPERTY STOLEN BY CLASSIFICATION  
SOLDOTNA POLICE DEPARTMENT  
1980

	ACTUAL OFFENSES	PROPERTY STOLEN
MURDER	0	\$ 0
FORCIBLE RAPE	0	\$ 0
ROBBERY	0	\$ 0
HIGHWAY (STREETS & ALLEYS)	0	\$ 0
COMMERCIAL HOUSE	0	\$ 0
GAS OR SERVICE STATION	0	\$ 0
CHAIN STORE	0	\$ 0
RESIDENCE	0	\$ 0
BANK	0	\$ 0
MISCELLANEOUS	0	\$ 0
TOTAL ROBBERY	0	\$ 0
BURGLARY	5	\$ 1,290
RESIDENCE-NIGHT	0	\$ 0
RESIDENCE-DAY	2	\$ 950
RESIDENCE-UNKNOWN	5	\$ 4,000
NONRESIDENCE-NIGHT	1	\$ 2,000
NONRESIDENCE-DAY	1	\$ 600
NONRESIDENCE-UNKNOWN	14	\$ 8,840
TOTAL BURGLARY	14	\$ 8,840
LARCENY-THEFT	48	\$ 20,636
\$200 AND OVER	45	\$ 5,250
\$50 TO \$200	26	\$ 480
UNDER \$50	119	\$ 26,366
TOTAL LARCENY	119	\$ 26,366
MV-THEFT	15	\$ 19,610
GRAND TOTAL	148	\$ 54,816

6X. NATURE OF LARCENIES		
POCKET-PICKING	0	\$ 0
PURSE-SNATCHING	0	\$ 0
SHOPLIFTING	1	\$ 7
FROM MOTOR VEHICLES	32	\$ 6,408
MV-PARTS & ACCESSORIES	5	\$ 679
BICYCLES	28	\$ 3,055
FROM BUILDINGS	22	\$ 3,901
FROM COIN-OPERATED MACHINES	0	\$ 0
ALL OTHER	31	\$ 12,316
TOTAL LARCENIES	119	\$ 26,366

7X. MOTOR VEHICLES RECOVERED  
(C) TOTAL LOCALLY STOLEN MV RECOVERED 8

PROPERTY BY TYPE AND VALUE  
SOLDOTNA POLICE DEPARTMENT  
1980

	PROPERTY STOLEN	PROPERTY RECOVERED
CURRENCY, NOTES, ETC.	\$ 5,748	\$ 1,163
JEWELRY & PRECIOUS METALS	\$ 2,890	\$ 0
CLOTHING AND FURS	\$ 50	\$ 0
STOLEN MOTOR VEHICLES	\$ 17,803	\$ 11,400
OFFICE EQUIPMENT	\$ 475	\$ 0
TV'S, RADIOS, STEREO'S	\$ 3,888	\$ 1,495
FIREARMS	\$ 1,910	\$ 510
HOUSEHOLD GOODS	\$ 350	\$ 0
CONSUMABLE GOODS	\$ 230	\$ 11
LIVESTOCK	\$ 0	\$ 0
MISCELLANEOUS	\$ 21,472	\$ 6,631
TOTAL	\$ 54,816	\$ 21,260





RETURN A-MONTHLY RETURN OF OFFENSES KNOWN TO THE POLICE  
UNALASKA POLICE DEPARTMENT  
1980

2 Months Reporting

OFFENSES	OFFENSES REPORTED	UNFOUNDED	OFFENSES CLEARED		CLEARANCES INVOLVING ONLY PERSONS UNDER 18
			ACTUAL OFFENSES	BY ARREST OR EXCEPTIONAL MEANS	
MURDER	0	0	0	0	0
MANSLAUGHTER BY NEGLIGENCE	0	0	0	0	0
FORCIBLE RAPE	2	0	2	1	0
ACTUAL RAPE	2	0	2	1	0
ATTEMPTED RAPE	0	0	0	0	0
ROBBERY TOTALS	1	0	1	0	0
FIREARM	0	0	0	0	0
KNIFE OR CUTTING INSTRUMENT	0	0	0	0	0
OTHER DANGEROUS WEAPON	0	0	0	0	0
STRONG-ARM	1	0	1	0	0
ASSAULT TOTALS	11	1	10	7	0
FIREARM	1	0	1	1	0
KNIFE OR CUTTING INSTRUMENT	1	0	1	0	0
OTHER DANGEROUS WEAPON	2	0	2	1	0
HANDS, FISTS, FEET, ETC.	7	1	6	5	0
OTHER ASSAULTS-SIMPLE	0	0	0	0	0
BURGLARY TOTALS	3	0	3	1	0
FORCIBLE ENTRY	1	0	1	0	0
UNLAWFUL ENTRY-NO FORCE	2	0	2	1	0
ATTEMPTED FORCIBLE ENTRY	0	0	0	0	0
LARCENY-THEFT	7	0	7	2	0
MOTOR VEHICLE THEFT TOTALS	4	0	4	2	0
AUTOS	1	0	1	0	0
TRUCKS AND BUSES	0	0	0	0	0
OTHER VEHICLES	3	0	3	2	0
GRAND TOTAL	28	1	27	13	0

OFFICERS KILLED OR ASSAULTED  
KILLED-FELONY 0 KILLED-ACCIDENT 0 ASSAULTED 0

PROPERTY STOLEN BY CLASSIFICATION  
UNALASKA POLICE DEPARTMENT  
1980

	ACTUAL OFFENSES	PROPERTY STOLEN
MURDER	0	\$ 0
FORCIBLE RAPE	2	\$ 0
ROBBERY	0	\$ 0
HIGHWAY (STREETS & ALLEYS)	0	\$ 0
COMMERCIAL HOUSE	1	\$ 0
GAS OR SERVICE STATION	0	\$ 0
CHAIN STORE	0	\$ 0
RESIDENCE	0	\$ 0
BANK	0	\$ 0
MISCELLANEOUS	0	\$ 0
TOTAL ROBBERY	1	\$ 0
BURGLARY	0	\$ 0
RESIDENCE-NIGHT	1	\$ 15,000
RESIDENCE-DAY	0	\$ 0
RESIDENCE-UNKNOWN	1	\$ 400
NONRESIDENCE-NIGHT	1	\$ 0
NONRESIDENCE-DAY	0	\$ 0
NONRESIDENCE-UNKNOWN	0	\$ 0
TOTAL BURGLARY	3	\$ 15,400
LARCENY-THEFT	0	\$ 0
\$200 AND OVER	4	\$ 2,550
\$50 TO \$200	3	\$ 250
UNDER \$50	0	\$ 0
TOTAL LARCENY	7	\$ 2,800
MV-THEFT	4	\$ 9,100
GRAND TOTAL	17	\$ 27,300

6X. NATURE OF LARCENIES

POCKET-PICKING	0	\$ 0
PURSE-SNATCHING	0	\$ 0
SHOPLIFTING	0	\$ 0
FROM MOTOR VEHICLES	0	\$ 0
MV-PARTS & ACCESSORIES	1	\$ 100
BICYCLES	0	\$ 0
FROM BUILDINGS	3	\$ 500
FROM COIN-OPERATED MACHINES	0	\$ 0
ALL OTHER	3	\$ 2,200
TOTAL LARCENIES	7	\$ 2,800

7X. MOTOR VEHICLES RECOVERED

(C) TOTAL LOCALLY STOLEN MV RECOVERED 3

PROPERTY BY TYPE AND VALUE  
UNALASKA POLICE DEPARTMENT  
1980

	PROPERTY STOLEN	PROPERTY RECOVERED
CURRENCY, NOTES, ETC.	\$ 15,050	\$ 50
JEWELRY & PRECIOUS METALS	\$ 300	\$ 0
CLOTHING AND FURS	\$ 350	\$ 0
STOLEN MOTOR VEHICLES	\$ 9,100	\$ 8,300
OFFICE EQUIPMENT	\$ 0	\$ 0
TV'S, RADIOS, STEREO'S	\$ 0	\$ 0
FIREARMS	\$ 0	\$ 0
HOUSEHOLD GOODS	\$ 0	\$ 0
CONSUMABLE GOODS	\$ 500	\$ 0
LIVESTOCK	\$ 0	\$ 0
MISCELLANEOUS	\$ 2,000	\$ 500
TOTAL	\$ 27,300	\$ 8,850

RETURN A-MONTHLY RETURN OF OFFENSES KNOWN TO THE POLICE  
VALDEZ POLICE DEPARTMENT  
1980

OFFENSES	OFFENSES REPORTED	UNFOUNDED	OFFENSES CLEARED		CLEARANCES INVOLVING ONLY PERSONS UNDER 18
			ACTUAL OFFENSES	BY ARREST OR EXCEPTIONAL MEANS	
MURDER	0	0	0	0	0
MANSLAUGHTER BY NEGLIGENCE	0	0	0	0	0
FORCIBLE RAPE	0	0	0	0	0
ACTUAL RAPE	0	0	0	0	0
ATTEMPTED RAPE	0	0	0	0	0
ROBBERY TOTALS	0	0	0	0	0
FIREARM	0	0	0	0	0
KNIFE OR CUTTING INSTRUMENT	0	0	0	0	0
OTHER DANGEROUS WEAPON	0	0	0	0	0
STRONG-ARM	0	0	0	0	0
ASSAULT TOTALS	19	2	17	6	1
FIREARM	2	0	2	2	1
KNIFE OR CUTTING INSTRUMENT	0	0	0	0	0
OTHER DANGEROUS WEAPON	1	0	1	0	0
HANDS, FISTS, FEET, ETC.	14	2	12	2	0
OTHER ASSAULTS-SIMPLE	2	0	2	2	0
BURGLARY TOTALS	74	6	68	24	15
FORCIBLE ENTRY	48	3	45	13	6
UNLAWFUL ENTRY-NO FORCE	21	2	19	10	9
ATTEMPTED FORCIBLE ENTRY	5	1	4	1	0
LARCENY-THEFT	255	32	223	21	19
MOTOR VEHICLE THEFT TOTALS	39	15	24	2	0
AUTOS	32	15	17	0	0
TRUCKS AND BUSES	7	0	7	4	0
OTHER VEHICLES	0	0	0	0	0
GRAND TOTAL	387	58	329	53	35

OFFICERS KILLED OR ASSAULTED  
KILLED-FELONY 0 KILLED-ACCIDENT 0 ASSAULTED 0

PROPERTY STOLEN BY CLASSIFICATION  
VALDEZ POLICE DEPARTMENT  
1980

	ACTUAL OFFENSES	PROPERTY STOLEN
MURDER	0	\$ 0
FORCIBLE RAPE	0	\$ 0
ROBBERY	0	\$ 0
HIGHWAY (STREETS & ALLEYS)	0	\$ 0
COMMERCIAL HOUSE	0	\$ 0
GAS OR SERVICE STATION	0	\$ 0
CHAIN STORE	0	\$ 0
RESIDENCE	0	\$ 0
BANK	0	\$ 0
MISCELLANEOUS	0	\$ 0
TOTAL ROBBERY	0	\$ 0
BURGLARY	0	\$ 0
RESIDENCE-NIGHT	6	\$ 270
RESIDENCE-DAY	10	\$ 14,172
RESIDENCE-UNKNOWN	11	\$ 2,527
NONRESIDENCE-NIGHT	13	\$ 3,915
NONRESIDENCE-DAY	3	\$ 135
NONRESIDENCE-UNKNOWN	25	\$ 1,741
TOTAL BURGLARY	68	\$ 22,760
LARCENY-THEFT	0	\$ 0
\$200 AND OVER	83	\$ 78,404
\$50 TO \$200	86	\$ 8,258
UNDER \$50	54	\$ 981
TOTAL LARCENY	223	\$ 87,643
MV-THEFT	21	\$ 85,025
GRAND TOTAL	312	\$ 195,428

6X. NATURE OF LARCENIES

POCKET-PICKING	0	\$ 0
PURSE-SNATCHING	0	\$ 0
SHOPLIFTING	8	\$ 153
FROM MOTOR VEHICLES	63	\$ 18,495
MV-PARTS & ACCESSORIES	6	\$ 1,558
BICYCLES	23	\$ 1,913
FROM BUILDINGS	75	\$ 40,920
FROM COIN-OPERATED MACHINES	1	\$ 30
ALL OTHER	47	\$ 24,574
TOTAL LARCENIES	223	\$ 87,643

7X. MOTOR VEHICLES RECOVERED

(C) TOTAL LOCALLY STOLEN MV RECOVERED 13

PROPERTY BY TYPE AND VALUE  
VALDEZ POLICE DEPARTMENT  
1980

	PROPERTY STOLEN	PROPERTY RECOVERED
CURRENCY, NOTES, ETC.	\$ 6,123	\$ 106
JEWELRY & PRECIOUS METALS	\$ 32,184	\$ 2,800
CLOTHING AND FURS	\$ 1,842	\$ 30
STOLEN MOTOR VEHICLES	\$ 58,025	\$ 55,825
OFFICE EQUIPMENT	\$ 2,525	\$ 0
TV'S, RADIOS, STEREO'S	\$ 8,737	\$ 1,160
FIREARMS	\$ 3,428	\$ 535
HOUSEHOLD GOODS	\$ 1,670	\$ 25
CONSUMABLE GOODS	\$ 1,301	\$ 180
LIVESTOCK	\$ 0	\$ 0
MISCELLANEOUS	\$ 79,593	\$ 22,931
TOTAL	\$ 195,428	\$ 83,592



RETURN A-MONTHLY RETURN OF OFFENSES KNOWN TO THE POLICE  
WRANGELL POLICE DEPARTMENT  
1980

OFFENSES	OFFENSES REPORTED	UNFOUNDED	ACTUAL OFFENSES	OFFENSES CLEARED	CLEARANCES
				BY ARREST OR EXCEPTIONAL MEANS	INVOLVING ONLY PERSONS UNDER 18
MURDER	0	0	0	0	0
MANSLAUGHTER BY NEGLIGENCE	0	0	0	0	0
FORCIBLE RAPE	0	0	0	0	0
ACTUAL RAPE	0	0	0	0	0
ATTEMPTED RAPE	0	0	0	0	0
ROBBERY TOTALS	2	0	2	1	0
FIREARM	1	0	1	1	0
KNIFE OR CUTTING INSTRUMENT	0	0	0	0	0
OTHER DANGEROUS WEAPON	0	0	0	0	0
STRONG-ARM	1	0	1	0	0
ASSAULT TOTALS	44	1	43	41	11
FIREARM	1	0	1	1	1
KNIFE OR CUTTING INSTRUMENT	2	0	2	2	1
OTHER DANGEROUS WEAPON	2	0	2	2	0
HANDS,FISTS,FEET,ETC.	28	1	27	25	4
OTHER ASSAULTS-SIMPLE	11	0	11	11	6
BURGLARY TOTALS	40	0	40	14	8
FORCIBLE ENTRY	18	0	18	3	2
UNLAWFUL ENTRY-NO FORCE	22	0	22	11	6
ATTEMPTED FORCIBLE ENTRY	0	0	0	0	0
LARCENY-THEFT	122	0	122	72	16
MOTOR VEHICLE THEFT TOTALS	15	0	15	15	1
AUTOS	9	0	9	9	1
TRUCKS AND BUSES	5	0	5	5	0
OTHER VEHICLES	1	0	1	1	0
GRAND TOTAL	223	1	222	143	36

OFFICERS KILLED OR ASSAULTED  
KILLED-FELONY 0 KILLED-ACCIDENT 0 ASSAULTED 0

PROPERTY STOLEN BY CLASSIFICATION  
WRANGELL POLICE DEPARTMENT  
1980

	ACTUAL OFFENSES	PROPERTY STOLEN
MURDER	0	\$ 0
FORCIBLE RAPE	0	\$ 0
ROBBERY	0	\$ 0
HIGHWAY(STREETS&ALLEYS)	2	\$ 150
COMMERCIAL HOUSE	0	\$ 0
GAS OR SERVICE STATION	0	\$ 0
CHAIN STORE	0	\$ 0
RESIDENCE	0	\$ 0
BANK	0	\$ 0
MISCELLANEOUS	0	\$ 0
TOTAL ROBBERY	2	\$ 150
BURGLARY		
RESIDENCE-NIGHT	6	\$ 365
RESIDENCE-DAY	6	\$ 795
RESIDENCE-UNKNOWN	8	\$ 1,782
NONRESIDENCE-NIGHT	13	\$ 575
NONRESIDENCE-DAY	1	\$ 75
NONRESIDENCE-UNKNOWN	6	\$ 3,502
TOTAL BURGLARY	40	\$ 7,094
LARCENY-THEFT		
\$200 AND OVER	28	\$ 17,128
\$50 TO \$200	61	\$ 7,052
UNDER \$50	33	\$ 639
TOTAL LARCENY	122	\$ 24,819
MV-THEFT	15	\$ 27,050
GRAND TOTAL	179	\$ 59,113

4X. NATURE OF LARCENIES

	ACTUAL OFFENSES	PROPERTY STOLEN
POCKET-PICKING	0	\$ 0
PURSE-SNATCHING	0	\$ 0
SHOPLIFTING	0	\$ 0
FROM MOTOR VEHICLES	16	\$ 2,271
MV-PARTS & ACCESSORIES	6	\$ 709
BICYCLES	22	\$ 2,657
FROM BUILDINGS	31	\$ 7,521
FROM COIN-OPERATED MACHINES	1	\$ 40
ALL OTHER	46	\$ 11,621
TOTAL LARCENIES	122	\$ 24,819

7X. MOTOR VEHICLES RECOVERED  
(C) TOTAL LOCALLY STOLEN MV RECOVERED 8

PROPERTY BY TYPE AND VALUE  
WRANGELL POLICE DEPARTMENT  
1980

	PROPERTY STOLEN	PROPERTY RECOVERED
CURRENCY,NOTES,ETC.	\$ 1,920	\$ 200
JEWELRY & PRECIOUS METALS	\$ 250	\$ 0
CLOTHING AND FURS	\$ 150	\$ 0
STOLEN MOTOR VEHICLES	\$ 27,155	\$ 27,050
OFFICE EQUIPMENT	\$ 0	\$ 0
TV'S, RADIOS, STEREO'S	\$ 3,006	\$ 689
FIREARMS	\$ 1,695	\$ 1,040
HOUSEHOLD GOODS	\$ 0	\$ 0
CONSUMABLE GOODS	\$ 213	\$ 47
LIVESTOCK	\$ 0	\$ 0
MISCELLANEOUS	\$ 24,724	\$ 15,016
TOTAL	\$ 59,113	\$ 44,042

AGE, SEX AND RACE OF PERSONS ARRESTED  
UNDER 18 YEARS OF AGE  
WRANGELL POLICE DEPARTMENT  
1980

			AGE					TOTAL UNDER 18	WHITE	BLACK	NATIVE	ASIAN
			10 and UNDER	11-12	13-14	15	16					
MURDER / NONNEG MANSL.	01A	F	0	0	0	0	0	0	0	0	0	0
MANSLAUGHTER BY NEGLIGENCE	01B	F	0	0	0	0	0	0	0	0	0	0
FORCIBLE RAPE	02	F	0	0	0	0	0	0	0	0	0	0
ROBBERY	03	F	0	0	0	0	0	0	0	0	0	0
AGGRAVATED ASSAULT	04	F	0	1	0	0	2	2	5	0	0	0
BURGLARY	05	F	0	0	0	0	5	3	8	0	0	0
LARCENY / THEFT	06	F	0	0	3	1	6	4	14	9	0	1
MOTOR VEHICLE THEFT	07	F	1	0	0	0	1	3	15	0	2	0
OTHER ASSAULTS	08	F	0	0	2	0	4	0	6	2	0	0
ARSON	09	F	0	0	0	0	0	0	0	5	0	1
FORGERY & COUNTERFEITING	10	F	0	0	0	0	0	0	0	0	0	0
FRAUD	11	F	0	0	0	0	0	0	0	0	0	0
EMBEZZLEMENT	12	F	0	0	0	0	0	0	0	0	0	0
STOLEN PROPERTY	13	F	0	0	0	0	0	0	0	0	0	0
VANDALISM	14	F	0	0	0	0	2	3	5	0	0	0
WEAPONS	15	F	0	0	0	0	0	0	0	4	0	1
PROSTITUTION & COMM VICE	16	F	0	0	0	0	0	0	0	0	0	0
SEX OFFENSES	17	F	0	0	0	0	0	0	0	0	0	0
SALE - OPIUM,COCAINE,ETC.	18a	F	0	0	0	0	0	0	0	0	0	0
SALE - MARIJUANA	18b	F	0	0	0	0	1	1	0	0	0	0
SALE - SYNTHETIC DRUGS	18c	F	0	0	0	0	0	0	0	0	0	0
SALE - OTHER NON-NARCOTIC	18d	F	0	0	0	0	0	0	0	0	0	0
POSS - OPIUM,COCAINE,ETC.	18e	F	0	0	0	0	0	0	0	0	0	0
POSS - MARIJUANA	18f	F	0	0	0	0	2	1	3	0	0	0
POSS - SYNTHETIC DRUGS	18g	F	0	0	0	0	0	0	0	3	0	0
POSS - OTHER NON-NARCOTIC	18h	F	0	0	0	0	0	0	0	0	0	0
GAMBLING	19	F	0	0	0	0	0	0	0	0	0	0
OFFENSES AGAINST FAMILY	20	F	0	0	0	0	0	0	0	0	0	0
DRIVING UNDER THE INFLUENCE	21	F	0	0	0	0	0	0	0	0	0	0
LIQUOR LAWS	22	F	0	0	1	7	20	16	44	43	0	15
DRUNKENNESS	23	F	0	0	0	0	0	0	0	0	0	0
DISORDERLY CONDUCT	24	F	0	0	1	0	1	0	2	2	0	0
VAGRANCY	25	F	0	0	0	0	0	0	0	0	0	0
ALL OTHER OFFENSES	26	F	0	2	3	4	8	10	27	22	0	8
SUSPICION	27	F	0	0	0	0	0	0	0	0	0	0
CURFEW	28	F	0	0	6	7	20	16	49	47	0	28
RUNAWAY	29	F	0	0	3	5	15	3	26	4	0	1
TOTALS			1	4	21	27	99	67	219	161	0	58





**END**