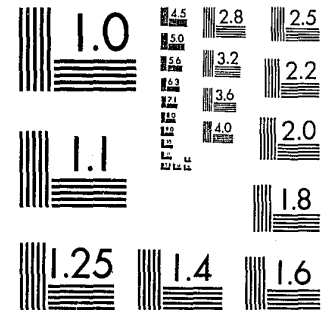


National Criminal Justice Reference Service



This microfiche was produced from documents received for inclusion in the NCJRS data base. Since NCJRS cannot exercise control over the physical condition of the documents submitted, the individual frame quality will vary. The resolution chart on this frame may be used to evaluate the document quality.



MICROCOPY RESOLUTION TEST CHART
NATIONAL BUREAU OF STANDARDS-1963-A

Microfilming procedures used to create this fiche comply with the standards set forth in 41CFR 101-11.504.

Points of view or opinions stated in this document are those of the author(s) and do not represent the official position or policies of the U. S. Department of Justice.

National Institute of Justice
United States Department of Justice
Washington, D. C. 20531

7/21/82

MF
I



Crime In Connecticut

ANNUAL REPORT 1979

80003

U.S. Department of Justice
National Institute of Justice


This document has been reproduced exactly as received from the person or organization originating it. Points of view or opinions stated in this document are those of the authors and do not necessarily represent the official position or policies of the National Institute of Justice.

Permission to reproduce this copyrighted material has been granted by
Connecticut Department of Public Safety/Uniform Crime Reporting Unit
to the National Criminal Justice Reference Service (NCJRS).

Further reproduction outside of the NCJRS system requires permission of the copyright owner.

UNIFORM CRIME REPORTS
DEPARTMENT OF PUBLIC SAFETY

UNIFORM CRIME REPORT
State of Connecticut
1979



Honorable Ella Grasso
Governor
State of Connecticut

Colonel Donald J. Long
Commissioner
Connecticut Department of Public Safety

Chief Clarence A. Drumm
East Hartford Police Department
President
Connecticut Chiefs of Police Association

William H. Carbone
Executive Director
Connecticut Justice Commission

CONNECTICUT DEPARTMENT OF PUBLIC SAFETY

Information Systems Section
Raymond Link, Director

Uniform Crime Reporting Program
Walter C. Wojciehowski, Director
Patricia Potter, Research Analyst
Sarah Arminio, UCR Field Agent
Gary Lopez, UCR Field Agent
Patricia Fleming, Clerk/Typist

Field Support Staff

Peter Seaha
Chief Field Agent

Steven Ward
CJIS Field Agent

MaryJane D'Aloia
CJIS Field Agent

Prepared and Distributed By:
State of Connecticut, Department of Public Safety
Uniform Crime Reporting Program
294 Colony Sreet, Meriden, Connecticut 06450

TABLE OF CONTENTS

I. Connecticut Uniform Crime Reporting System, 1979	Page
A. Purpose	1
B. National Program	1
C. State Program	1
D. Program Operation	1
E. New Developments	2
F. Classification of Offenses	2
G. Crime Factors	3
II. Statewide Summary of Crime Index Offenses	
A. Index Crime Reported by Month	5
B. State Totals of Offenses Known to the Police	6
C. Murder	7
D. Rape	10
E. Robbery	11
F. Aggravated Assault	13
G. Burglary	15
H. Larceny	17
I. Motor Vehicle Theft	19
J. Arson	21
III. Value of Property Stolen and Recovered	22
IV. Statewide Summary of Arrest Data	25
V. Offense Data by Contributor	29
VI. Arrest Data by Contributor	126
VII. Law Enforcement Officers Killed or Assaulted	223
VIII. Law Enforcement Employee Data	226

THE UNIFORM CRIME REPORTING SYSTEM

PURPOSE

THE UNIFORM CRIME REPORTING (UCR) PROGRAM PROVIDES PERIODIC ASSESSMENTS OF CRIME IN THE UNITED STATES AS MEASURED BY OFFENSES COMING TO THE ATTENTION OF LAW ENFORCEMENT AGENCIES. THE PROGRAM'S OBJECTIVE IS TO PRODUCE A RELIABLE SET OF CRIMINAL STATISTICS FOR USE IN LAW ENFORCEMENT ADMINISTRATION, OPERATION, AND MANAGEMENT. DATA EMANATING FROM THE PROGRAM ARE ALSO WIDELY UTILIZED BY CRIMINAL JUSTICE PROFESSIONALS, LEGISLATORS AND SCHOLARS INTERESTED IN THE CRIME PROBLEM.

NATIONAL PROGRAM

UNIFORM CRIME REPORTING ORIGINATED IN 1929 WHEN THE INTERNATIONAL ASSOCIATION OF CHIEFS OF POLICE (I.A.C.P.) FORMULATED THE STANDARDS FOR THE COLLECTION OF CRIME DATA. ON JUNE 11, 1930, CONGRESS APPROVED LEGISLATION WHICH AUTHORIZED THE FEDERAL BUREAU OF INVESTIGATION TO COLLECT AND COMPILE NATIONWIDE CRIME COUNTS. SINCE THAT TIME THE FBI HAS ACTED AS A CLEARINGHOUSE FOR CRIME INFORMATION. THE COMMITTEE ON UNIFORM CRIME RECORDS OF THE IACP CONTINUES AS AN ADVISOR TO THE FBI IN THE CONDUCT OF THE UCR PROGRAM.

STATE PROGRAM

THE CONNECTICUT UNIFORM CRIME REPORTING PROGRAM BEGAN IN JULY, 1977, WITH THE RECRUITMENT AND TRAINING OF THE LAW ENFORCEMENT AGENCIES IN THE STATE. OFFICIAL DATA COLLECTION BEGAN IN AUGUST, 1977, WITH APPROXIMATELY 70 AGENCIES PARTICIPATING. DURING THE FIRST NINE MONTHS, AGENCY PARTICIPATION INCREASED TO 95%. AT PRESENT 96 AGENCIES REPRESENTING 100% OF CONNECTICUT'S LAW ENFORCEMENT COMMUNITY ARE PARTICIPATING IN THE STATE PROGRAM.

THE STATE PROGRAM HAS PROVIDED FOR BETTER CONTROL, AND A UNIFORMLY HIGHER QUALITY, OF CRIME AND ARREST REPORTING. THE FBI, RECEIVING RETURNS FROM OVER 15,000 LAW ENFORCEMENT AGENCIES, IS SOMETIMES HARD PRESSED TO INSURE BOTH THE ACCURACY AND THE REASONABLENESS OF ALL SUBMITTED DATA DUE TO THE SHEER VOLUME OF DATA TO BE PROCESS. RESOLUTION OF QUESTIONS BY BOTH VERIFIERS AND SUBMITTING AGENCIES IS BY NATURE TIME-CONSUMING. IT IS THEREFORE ENTIRELY LOGICAL FOR A CENTRALIZED STATE AGENCY TO RECEIVE AND VERIFY UCR RETURNS AND THEN FORWARD THE DATA TO THE FBI.

PROGRAM OPERATION

ON OCTOBER 1, 1979, PUBLIC ACT 79-406, AN ACT ESTABLISHING A MANDATORY UNIFORM CRIME REPORTING SYSTEM BECAME LAW IN CONNECTICUT. THE DEPARTMENT OF PUBLIC SAFETY WAS GIVEN THE RESPONSIBILITY FOR THE CENTRALIZED COLLECTION, ANALYSIS, AND DISSEMINATION OF THESE DATA.

THE CONNECTICUT UNIFORM CRIME REPORTING PROGRAM IS OPERATING AS A MANUAL SYSTEM AT PRESENT, BUT WILL BE COMPUTERIZED IN 1981. ALL DATA IS COLLECTED AND SUBMITTED BY LAW ENFORCEMENT AGENCIES TO THE UNIFORM CRIME REPORTING PROGRAM WITHIN THE DEPARTMENT OF PUBLIC SAFETY.

THE PROGRAM FORWARDS A VERIFIED COPY OF ALL DATA TO THE FBI FOR USE IN THE NATIONAL UCR PROGRAM. THE DATA RETAINED BY THE

STATE IS USED IN COMPILING CRIME REPORTS SUCH AS QUARTERLY REPORTS AND THIS ANNUAL REPORT.

VARIOUS CROSS-CHECKS HAVE BEEN BUILT INTO THE SYSTEM TO INSURE THE MOST ACCURATE REPORT POSSIBLE. THUS, ERRORS ARE KEPT TO A MINIMUM AND RELIABILITY AND VALIDITY INCREASED. INHERENT PROBLEMS ARE ENCOUNTERED IN ALL STATISTICAL PROGRAMS AND THE UCR PROGRAM IS ALSO AFFECTED BY INCORRECT REPORTS, INCOMPLETE RECORDS, MISINTERPRETED DATA AND SIMPLE HUMAN ERROR. THE CROSS-CHECKS BUILT INTO THE SYSTEM ELIMINATE THE MAJORITY OF THESE ERRORS AND WHENEVER ANY HIDDEN ERRORS ARE ENCOUNTERED, THEY ARE CORRECTED OR ELIMINATED FROM THE COLLECTIVE REPORT. THOSE THAT REMAIN ARE INSIGNIFICANT, IF THE REPORT IS USED AS AN INDICATOR FOR WHICH PURPOSE IT WAS DESIGNED.

NEW DEVELOPMENTS

IN OCTOBER OF 1978, THE UNITED STATES CONGRESS PASSED LEGISLATION MANDATING ARSON BE CLASSIFIED AS A PART 1 CRIME INDEX OFFENSE IN THE UCR PROGRAM. BY JUNE OF 1979, FIELD AGENTS WERE TRAINING LAW ENFORCEMENT AGENCIES IN ALL PHASES OF ARSON DATA COLLECTION. SINCE ARSON DATA COLLECTION BEGAN LATE IN 1979, THE FIGURES IN THIS PUBLICATION REPRESENT AN AVERAGE REPORTING PERIOD OF 4 MONTHS.

IN ACCORDANCE WITH STANDARD CLASSIFICATIONS ESTABLISHED BY THE OFFICE OF MANAGEMENT AND BUDGET FOR ALL FEDERAL ADMINISTRATIVE REPORTING AND STATISTICAL ACTIVITIES, THE UCR PROGRAM MODIFIED ITS DATA COLLECTION CONCERNING THE AGE, SEX, AND RACE FOR PERSONS ARRESTED. RACE CATEGORIES WERE CONDENSED TO INCLUDE WHITE, BLACK, AMERICAN INDIAN OR ALASKAN NATIVE AND ASIAN OR PACIFIC ISLANDER. IN ADDITION, A COLLECTION OF ETHNIC ORIGIN, I.E., HISPANIC OR NOT HISPANIC WAS ADOPTED. NEW AGE BREAKDOWNS FOR JUVENILES WERE ALSO ADOPTED AS OF JANUARY 1, 1979. (ARRESTS OF PERSONS UNDER 10 YEARS OF AGE AND 10-12 YEARS OF AGE ARE NOW BEING COLLECTED).

CLASSIFICATION OF OFFENSES

THE UCR PROGRAM DIVIDES OFFENSES INTO TWO MAJOR CLASSIFICATIONS WHICH ARE DESIGNATED PART 1 AND PART 2 OFFENSES. THIS DISTINCTION IS IMPORTANT BECAUSE DIFFERENT INFORMATION IS COLLECTED FOR EACH. PART 1 OFFENSES INCLUDE: MURDER AND NON-NEGLIGENT MANSLAUGHTER, NEGLIGENT MANSLAUGHTER, FORCIBLE RAPE, ROBBERY, AGGRAVATED ASSAULT, BURGLARY, LARCENY, MOTOR VEHICLE THEFT AND ARSON. PART 1 CRIMES CAN BE FURTHER BROKEN DOWN TO VIOLENT CRIMES WHICH WOULD INCLUDE MURDER AND NON-NEGLIGENT MANSLAUGHTER, FORCIBLE RAPE, ROBBERY, AND AGGRAVATED ASSAULT. NON-VIOLENT (PROPERTY) CRIMES WOULD INCLUDE BURGLARY, LARCENY-THEFT, MOTOR VEHICLE THEFT AND ARSON. ALL OTHER CRIMINAL OFFENSES COLLECTED ARE CLASSIFIED AS PART 2 CRIMES.

PART 1 OFFENSES EXCLUDING NEGLIGENT MANSLAUGHTER AND TEMPORILY ARSON ARE USED TO CALCULATE THE CRIME INDEX. ALL OFFENSES ARE CLASSIFIED ON THE BASIS OF LAW ENFORCEMENT OFFICER INVESTIGATION IN ACCORDANCE WITH UCR DEFINITIONS. OFFENSE CLASSIFICATIONS ARE NOT BASED ON THE FINDINGS OF A COURT, CORONER, JURY OR THE DECISION OF A PROSECUTOR.

CRIME FACTORS

BECAUSE ALL FACTORS THAT HAVE AN IMPACT ON CRIME PROBLEMS ARE NOT MEASURED OR CONSIDERED BY THE UCR PROGRAM, SUPERFICIAL CONCLUSIONS ARE SOMETIMES DRAWN FROM ITS CRIME AND ARREST DATA, PARTICULARLY WHEN ATTEMPTS ARE MADE TO MAKE COMPARISONS BETWEEN JURISDICTIONS. LOCAL ORDINANCES AND CRIMINAL JUSTICE ADMINISTRATIVE POLICIES, RECORD-KEEPING PRACTICES, AND THE DEGREE OF ADHERENCE TO UNIFORM CRIME REPORTING STANDARDS ALL AFFECT THE NUMBER OF CRIMES AND ARRESTS REPORTED. ADDITIONALLY, SOCIO-ECONOMIC CONDITIONS AND THE CHARACTERISTICS AND ATTITUDES OF THE LOCAL POPULATION INFLUENCE THE EXTENT AND NATURE OF CRIMINAL BEHAVIOR IN A COMMUNITY. THE FOLLOWING FACTORS MUST BE TAKEN INTO CONSIDERATION BEFORE AN INTELLIGENT ASSESSMENT OF CRIME DATA CAN BE MADE:

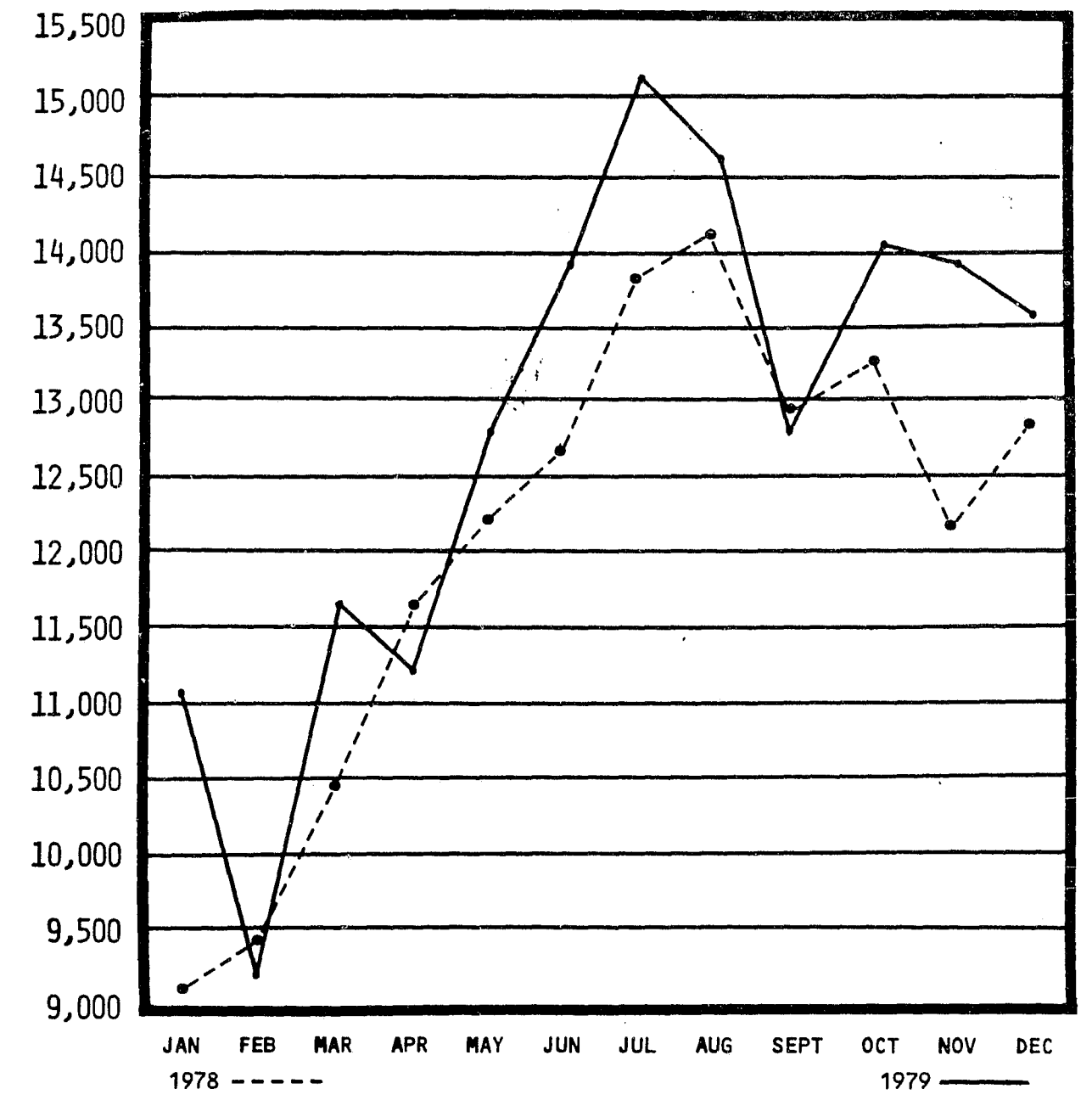
- * DENSITY AND SIZE OF THE COMMUNITY POPULATION AND ITS SURROUNDING AREA.
- * VARIATIONS IN THE COMPOSITION OF THE POPULATION, PARTICULARLY ITS AGE, SEX AND RACE STRUCTURE.
- * STABILITY OF POPULATION WITH RESPECT TO SUCH FACTORS AS COMMUTERS, SEASONAL RESIDENTS AND OTHER TRANSIENT TYPES.
- * ECONOMIC CONDITIONS, INCLUDING UNEMPLOYMENT.
- * CULTURAL CONDITIONS, SUCH AS EDUCATIONAL, RECREATIONAL, AND RELIGIOUS CHARACTERISTICS.
- * CLIMATE.
- * EFFECTIVE STRENGTH OF LAW ENFORCEMENT AGENCIES.
- * ADMINISTRATIVE AND INVESTIGATIVE EFFICIENCY OF THE LOCAL LAW ENFORCEMENT AGENCY.
- * POLICIES OF OTHER COMPONENTS OF THE CRIMINAL JUSTICE SYSTEM, SUCH AS PROSECUTORIAL, JUDICIAL, CORRECTIONAL, AND PROBATIONAL.
- * ATTITUDES OF CITIZENS TOWARD CRIME.
- * CRIME REPORTING PRACTICE OF CITIZENS.

STATEWIDE SUMMARY OF CRIME INDEX OFFENSES

INDEX CRIME REPORTED BY MONTH

THE TABULATIONS PRESENTED IN THE GRAPHS AND CHARTS IN THIS PUBLICATION INDICATE THE VOLUME, FLUCTUATION, AND DISTRIBUTION OF CRIME IN CONNECTICUT ON THE BASIS OF A CRIME INDEX. THE INDEX IS COMPOSED OF THOSE CRIMES CONSIDERED TO REPRESENT THE MOST SERIOUS BY NATURE OR BY THE VOLUME IN WHICH THEY OCCUR.

CRIME CLASSIFICATIONS USED IN THE CRIME INDEX ARE: MURDER AND NON-NEGLIGENT MANSLAUGHTER, FORCIBLE RAPE, ROBBERY, AGGRAVATED ASSAULT, BURGLARY, LARCENY AND MOTOR VEHICLE THEFT. (THE OFFENSE OF ARSON WILL BE ADDED IN THE FUTURE)



MURDER

1979: OFFENSES KNOWN TO THE POLICE, CLEARANCES AND VALUE OF PROPERTY STOLEN

AGENCY: STATE TOTALS*

POPULATION: 3,174,774

*Due to the submission of incomplete reports, the offense totals for Robbery, Burglary, and Larceny will not equal their respective classification breakdowns.

MURDER		
OFFENSES	CLEARANCES	VALUE
123	107	\$1,286,997

RAPE		
OFFENSES	CLEARANCES	VALUE
651	312	\$2,666.50

ROBBERY		
OFFENSES	CLEARANCES	VALUE
5,437	1,242	\$1,972,701.94
CLASSIFICATION		OFFENSES
HIGHWAY		3,642
COMMERCIAL HOUSE		493
GAS & SERVICE STATION		113
CHAIN STORE		200
RESIDENCE		476
BANK		39
MISCELLANEOUS		339
ARMED		2,540
STRONG-ARM		2,897

BURGLARY		
OFFENSES	CLEARANCES	VALUE
42,663	5,847	\$19,602,922.48
CLASSIFICATION		OFFENSES
RESIDENCE NIGHT		9,858
RESIDENCE DAY		12,875
RESIDENCE UNKNOWN		3,830
NON-RESIDENCE NIGHT		10,342
NON-RESIDENCE DAY		1,310
NON-RESIDENCE UNKNOWN		1,493
FORCIBLE ENTRY		32,012
UNLAWFUL ENTRY - NO FORCE		5,424
ATTEMPTED FORCIBLE ENTRY		5,227

LARCENY		
OFFENSES	CLEARANCES	VALUE
87,159	17,128	\$15,287,988.81
CLASSIFICATION		OFFENSES
POCKET-PICKING		931
PURSE-SNATCHING		1,811
SHOPLIFTING		9,667
FROM MOTOR VEHICLES		16,171
MOTOR VEHICLES PARTS & ACC.		16,058
BICYCLES		10,140
FROM BUILDINGS		15,070
COIN-OP MACHINES		440
ALL OTHER		12,687
\$200 & OVER		19,321
\$ 50 TO \$200		30,084
UNDER \$50		36,318

AGGRAVATED ASSAULT		
OFFENSES	CLEARANCES	VALUE
4,652	3,063	---
CLASSIFICATION		OFFENSES
FIREARM		409
KNIFE, CUTTING INSTR.		1,058
OTHER DANGEROUS WEAPON		1,217
HANDS, FISTS, FEET, ETC.		1,968

MOTOR VEHICLE THEFT		
OFFENSES	CLEARANCES	VALUE
19,534	2,008	\$26,186,160.06
CLASSIFICATION		OFFENSES
AUTO		16,764
TRUCKS & BUSES		930
OTHER VEHICLES		1,840

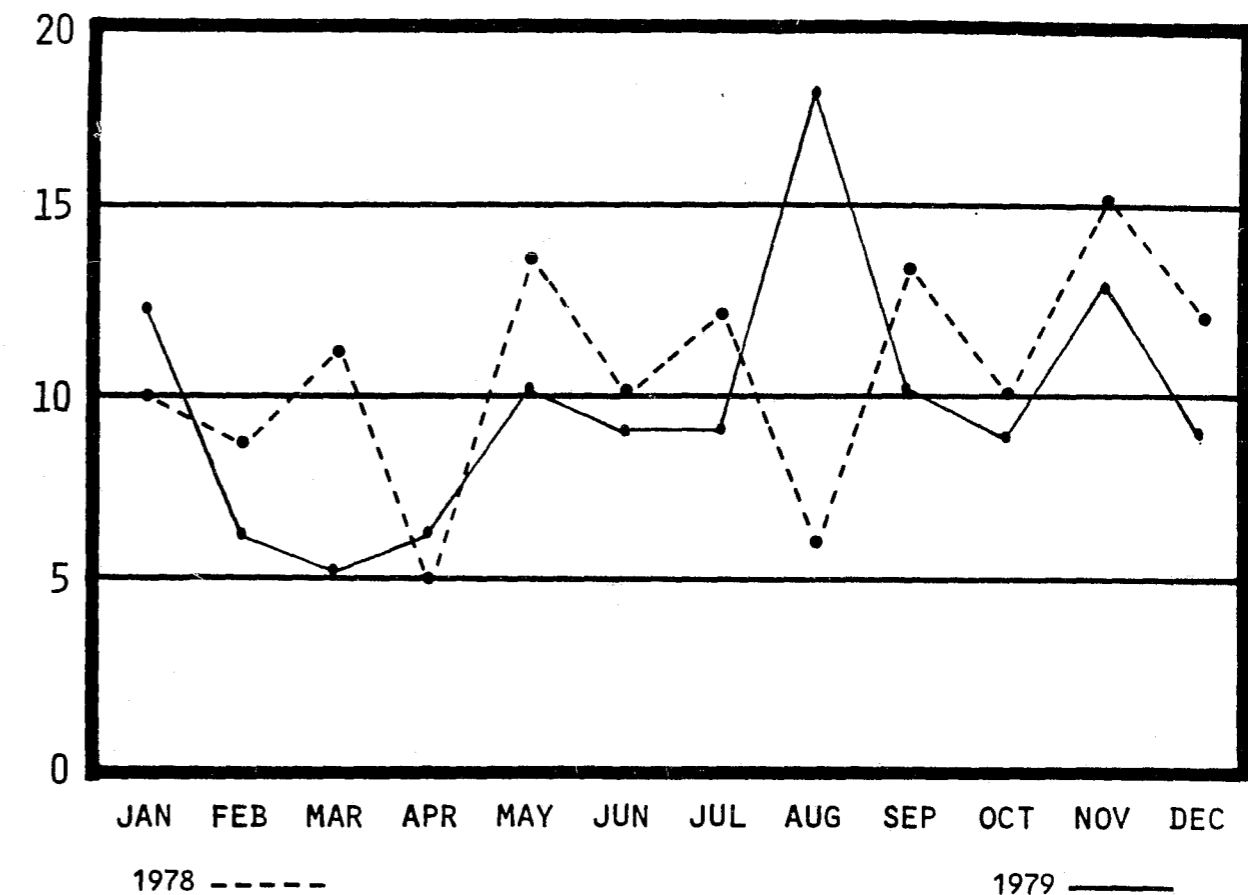
	OFFENSES	CLEARANCES	VALUE STOLEN*	VALUE RECOVERED
GRAND TOTALS:	160,219	29,707	\$68,242,405.79	\$23,345,421.70

*Value Stolen includes an additional \$3,902,969 not reflected in the above Value breakdowns due to the State Police submission of incomplete returns.

MURDER IS DEFINED IN THE UNIFORM CRIME REPORTING PROGRAM AS THE WILLFUL (NON-NEGLIGENT) KILLING OF ONE HUMAN BEING BY ANOTHER. ANY DEATH DUE TO A FIGHT, ARGUMENT, QUARREL, ASSAULT, OR COMMISSION OF A CRIME IS INCLUDED. TRAFFIC DEATHS, CAUSED BY THE NEGLIGENCE OF SOMEONE OTHER THAN THE VICTIM ARE COUNTED UNDER ARRESTS FOR MANSLAUGHTER BY NEGLIGENCE ACCORDING TO AGE, SEX, AND RACE. ATTEMPTS TO KILL AND ASSAULTS TO KILL ARE COUNTED UNDER AGGRAVATED ASSAULT. SUICIDES, ACCIDENTAL DEATHS AND JUSTIFIABLE HOMICIDES ARE NOT COUNTED.

SUMMARY

- * 123 MURDERS WERE REPORTED IN 1979, A DECREASE OF 2.4% FROM 1978.
- * MURDERS ACCOUNTED FOR LESS THAN ONE-TENTH OF ONE PERCENT OF ALL INDEX OFFENSES AND 1% OF VIOLENT CRIME.
- * 107 OR 87.0% OF THE MURDERS WERE CLEARED.



MURDER

AGE, SEX & RACE OF VICTIMS/OFFENDERS

VICTIM			OFFENDER	
AGE	NUMBER	PERCENT DISTRIBUTION	NUMBER	PERCENT DISTRIBUTION
UNDER 1	2	1.6	0	.0
1-5	4	3.3	0	.0
6-10	1	0.8	0	.0
11-14	3	2.4	0	.0
15-19	15	12.2	14	10.0
20-24	14	11.4	35	25.0
25-29	22	18.0	24	17.1
30-34	17	13.8	16	11.4
35-39	12	9.8	11	8.0
40-44	3	2.4	4	2.9
45-49	6	4.9	4	2.9
50-54	9	7.3	1	0.7
55-59	3	2.4	2	1.4
60-64	3	2.4	2	1.4
65-69	3	2.4	1	0.7
70-74	1	0.8	1	0.7
75 & OVER	4	3.3	1	0.7
UNKNOWN	1	0.8	24	17.1
TOTAL	123	100.0	140	100.0
MALE	85	69.1	105	75.0
FEMALE	38	30.9	12	8.6
UNKNOWN	0	.0	23	16.4
TOTAL	123	100.0	140	100.0
WHITE	63	51.2	54	38.6
BLACK	55	44.7	57	40.7
INDIAN	0	.0	0	.0
OTHER	5	4.1	6	4.3
UNKNOWN	0	.0	23	16.4
TOTAL	123	100.0	140	100.0

MURDER

TYPE OF WEAPON USED

TYPE	NUMBER	PERCENT DISTRIBUTION
HANDGUN	49	39.8
SHOTGUN	10	8.1
RIFLE	4	3.3
OTHER FIREARM	5	4.1
KNIFE	29	23.6
CLUB	1	0.8
HANDS, FISTS & FEET	9	7.3
OTHER	16	13.0
UNKNOWN	0	.0
TOTAL:	123	100.0

VICTIM/OFFENDER RELATIONSHIP

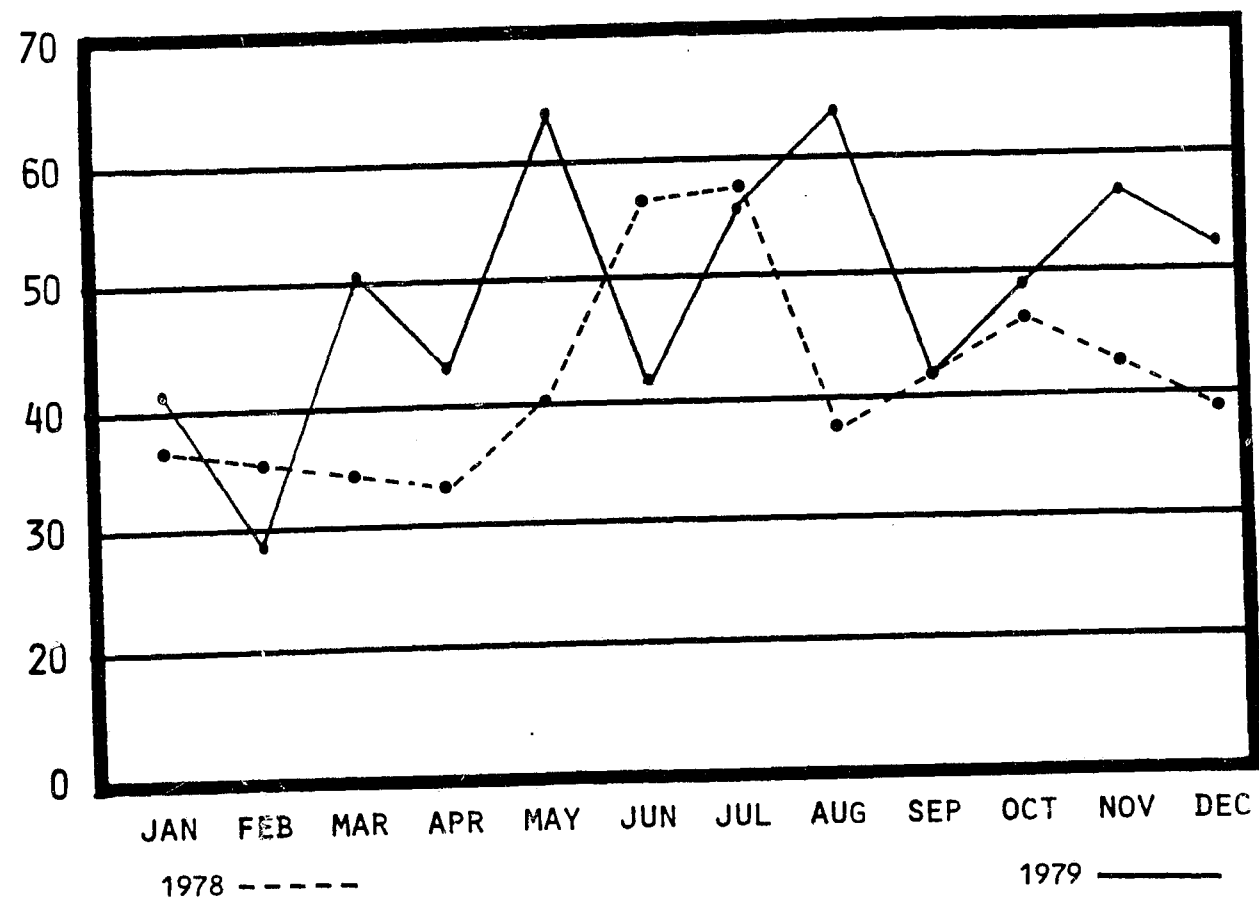
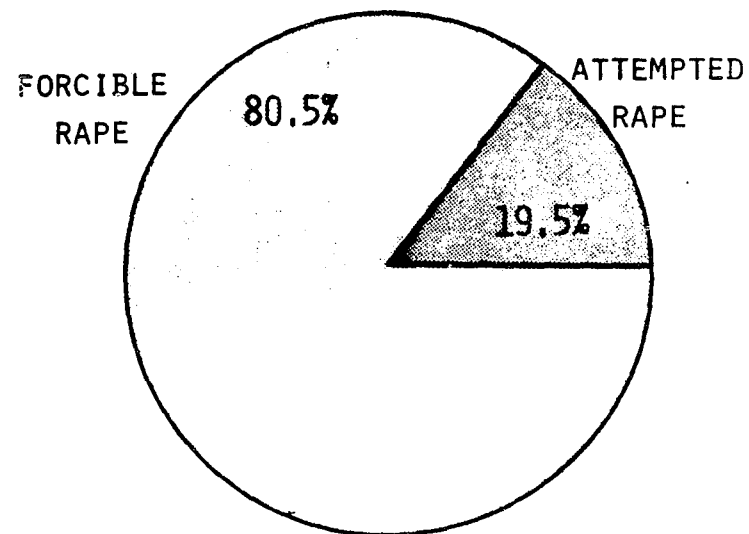
NUMBER OF OFFENSES		% DISTRIBUTION
53	ACQUAINTANCE	43.1
13	SPOUSE	10.6
5	LOVERS QUARREL	4.1
4	PARENT-CHILD	3.3
2	OTHER FAMILY	1.6
21	UNKNOWN	17.1
25	OTHER	20.3
TOTAL: 123		TOTAL: 100.0

RAPE

FORCIBLE RAPE IS DEFINED AS THE CARNAL KNOWLEDGE OF A FEMALE FORCIBLY AND AGAINST HER WILL. FOR UCR PURPOSES THIS OFFENSE IS DIVIDED INTO TWO CATEGORIES: FORCIBLE RAPE AND ATTEMPTED RAPE. STATUTORY RAPE OFFENSES AND OTHER SEX OFFENSES ARE NOT INCLUDED IN THIS CLASSIFICATION.

SUMMARY

- * THERE WERE 651 FORCIBLE RAPES REPORTED IN CONNECTICUT DURING 1979. THIS REPRESENTS AN INCREASE OF 28.1% OVER 1978.
- * FORCIBLE RAPE ACCOUNTED FOR 4 TENTHS OF ONE PERCENT OF THE TOTAL CRIME INDEX AND 6% OF ALL VIOLENT CRIME.
- * 312 OR 47.9% OF THE REPORTED RAPES WERE CLEARED.

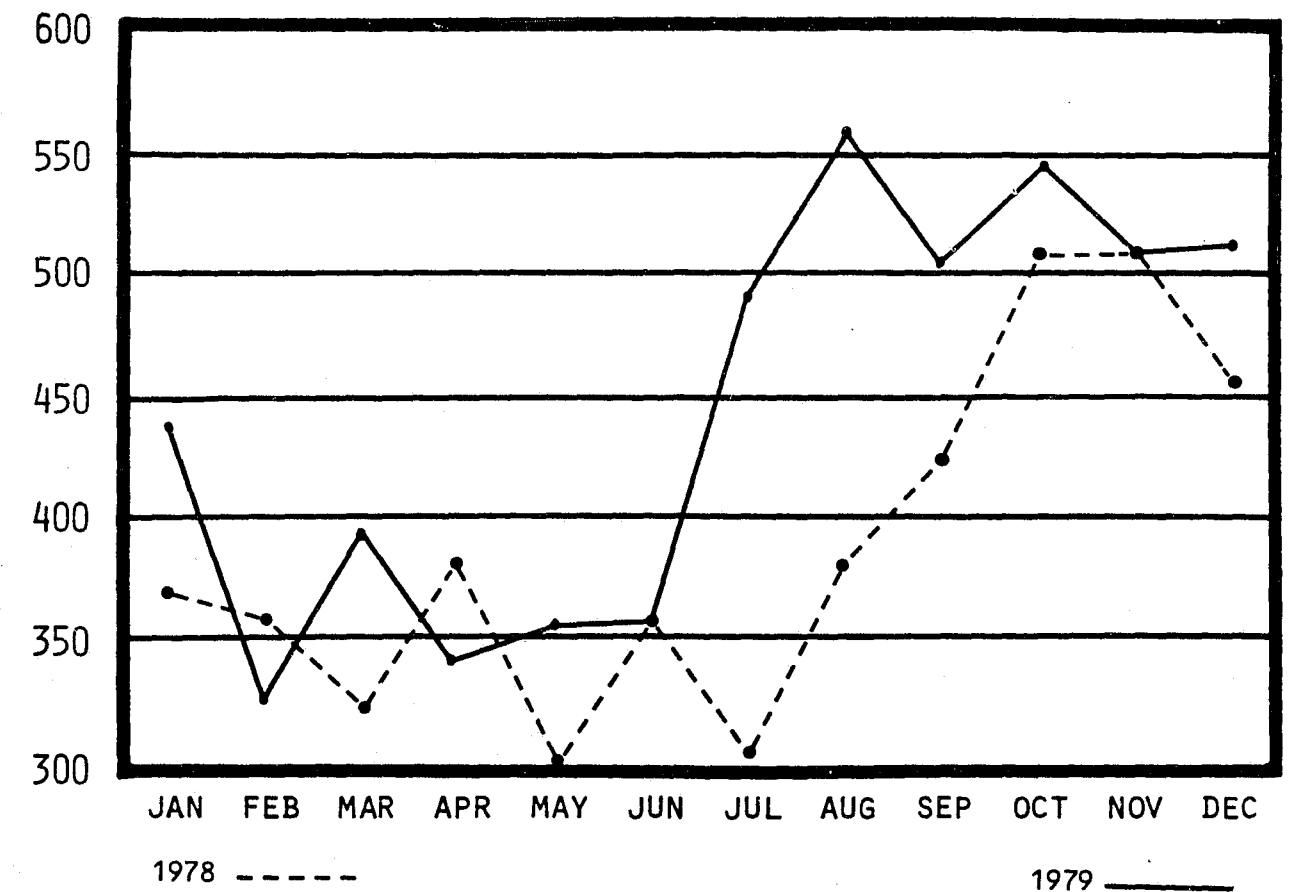


ROBBERY

ROBBERY IS DEFINED AS THE FELONIOUS AND FORCIBLE TAKING OF THE PROPERTY OF ANOTHER AGAINST HIS WILL BY VIOLENCE OR BY PUTTING HIM IN FEAR. THE ELEMENT OF PERSONAL CONFRONTATION IS ALWAYS PRESENT IN THIS CRIME. IN THE UCR PROGRAM, ALL ATTEMPTS TO ROB ARE INCLUDED IN THIS CLASSIFICATION. ROBBERIES ARE REPORTED IN FOUR CATEGORIES: FIREARMS, KNIFE OR CUTTING INSTRUMENTS, STRONG-ARM AND OTHER DANGEROUS WEAPONS.

SUMMARY

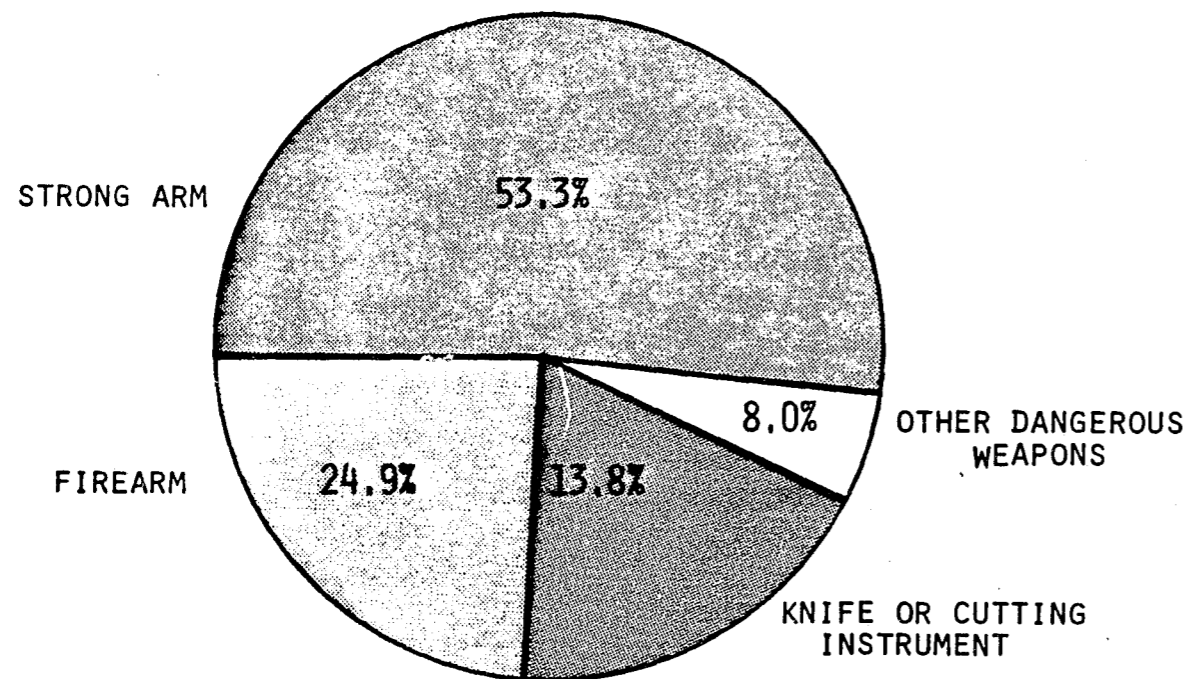
- * 5,437 ROBBERIES WERE REPORTED IN 1979, A 16.1% INCREASE OVER 1978.
- * ROBBERIES ACCOUNTED FOR 3.4% OF THE TOTAL CRIME INDEX AND 50.1% OF ALL VIOLENT CRIME.
- * 1,242 OR 22.8% OF THE REPORTED ROBBERIES WERE CLEARED.



ROBBERY

CLASSIFICATION	NUMBER OF OFFENSES	PERCENT DISTRIBUTION	TOTAL VALUE STOLEN	AVERAGE VALUE STOLEN
HIGHWAY.....	3,642	68.7	\$ 413,125.06	\$ 113.43
COMMERCIAL HOUSE.	493	9.3	184,104.35	373.43
GAS STATION.....	113	2.1	51,381.93	454.70
CHAIN STORE.....	200	3.8	128,464.57	642.32
RESIDENCE.....	476	9.0	465,316.23	977.56
BANK.....	39	0.7	656,282.31	16,827.75
MISCELLANEOUS...	339	6.4	74,027.49	218.37
TOTAL	* 5,302	100.0	\$1,972,701.94	\$ 372.06

* NOTE: 135 ROBBERY OFFENSES ARE NOT INCLUDED IN THE TOTALS OF THE ABOVE CHART AS THEY WERE SUBMITTED WITH INCOMPLETE INFORMATION.

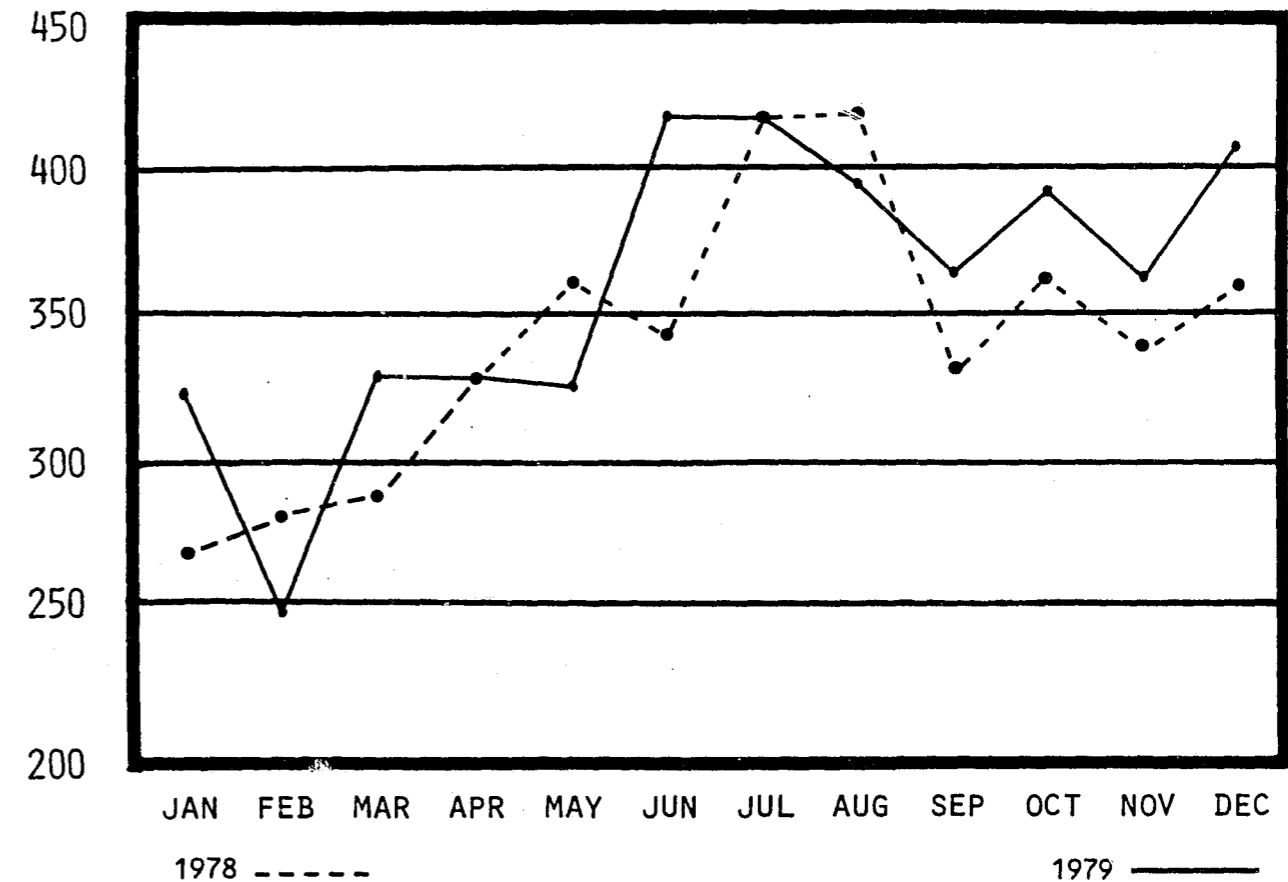


AGGRAVATED ASSAULT

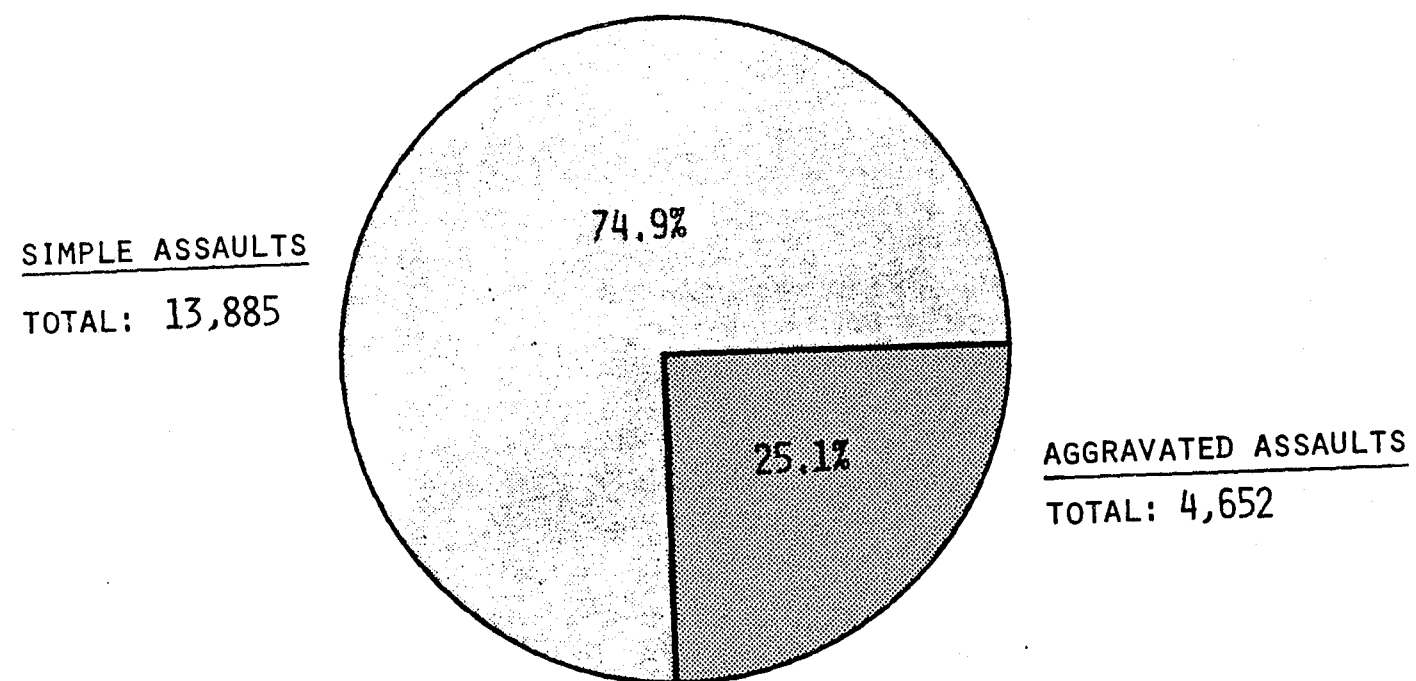
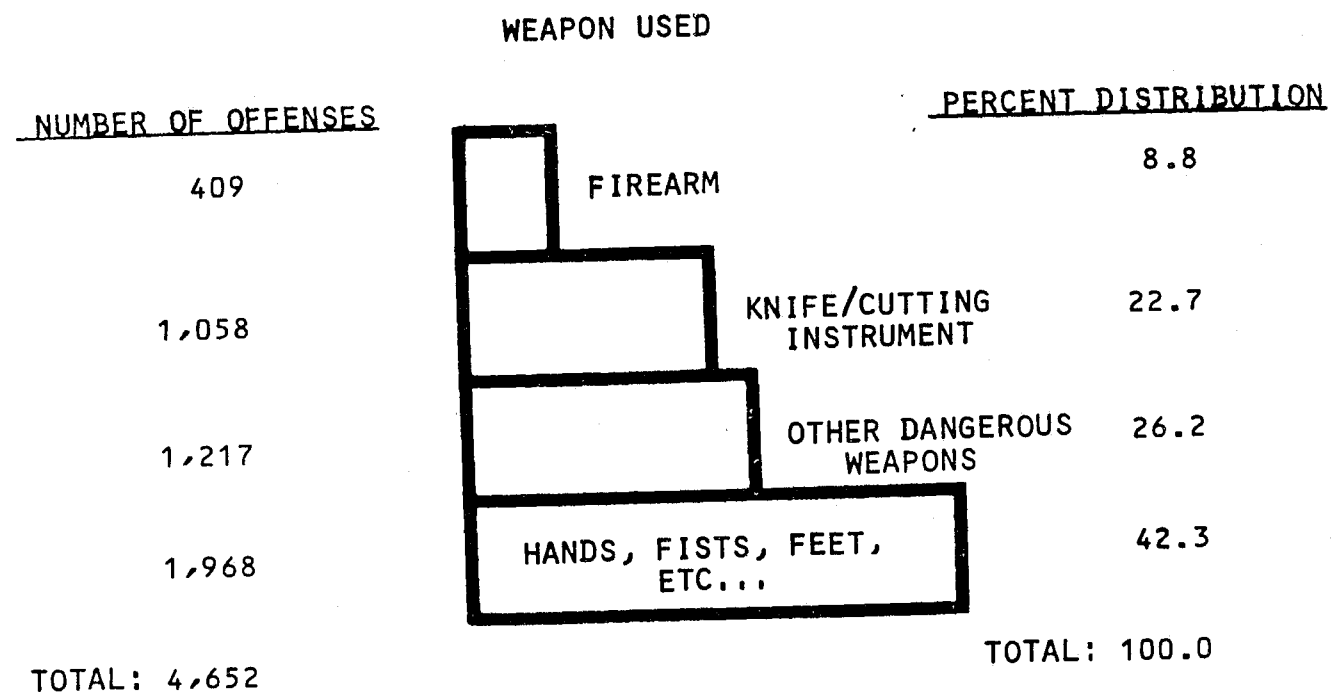
AGGRAVATED ASSAULT IS DEFINED AS THE UNLAWFUL ATTACK BY ONE PERSON UPON ANOTHER FOR THE PURPOSE OF INFLECTING SEVERE BODILY INJURY, USUALLY ACCOMPANIED BY THE USE OF A WEAPON OR OTHER MEANS TO PRODUCE DEATH OR GREAT BODILY HARM. ATTEMPTS TO COMMIT THIS CRIME ARE INCLUDED UNDER THIS CLASSIFICATION.

SUMMARY

- * THERE WERE 4,652 OFFENSES OF AGGRAVATED ASSAULT REPORTED DURING 1979, AN INCREASE OF 13.7% OVER 1978.
- * AGGRAVATED ASSAULT ACCOUNTED FOR 2.9% OF THE CRIME INDEX, AND 42.8% OF VIOLENT CRIMES.
- * 3,063 OR 65.8% OF THE REPORTED AGGRAVATED ASSAULTS WERE CLEARED.



AGGRAVATED ASSAULT

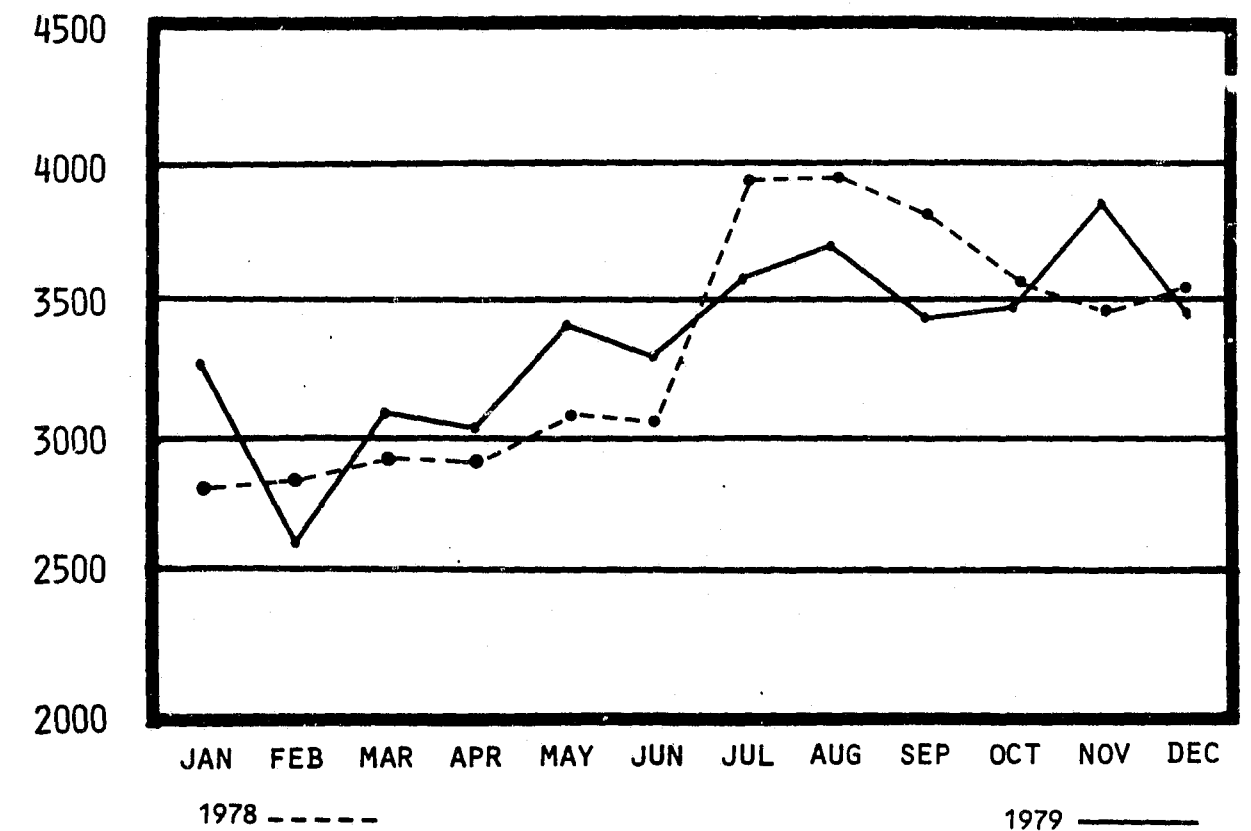


BURGLARY

BURGLARY IS DEFINED AS THE UNLAWFUL ENTRY OF A STRUCTURE TO COMMIT A FELONY OR THEFT. THE USE OF FORCE TO GAIN ENTRY IS NOT REQUIRED AS AN ELEMENT FOR THIS CRIME. BURGLARY IS REPORTED UNDER THREE CATEGORIES: FORCIBLE ENTRY, UNLAWFUL ENTRY-NO FORCE, AND ATTEMPTED FORCIBLE ENTRY.

SUMMARY

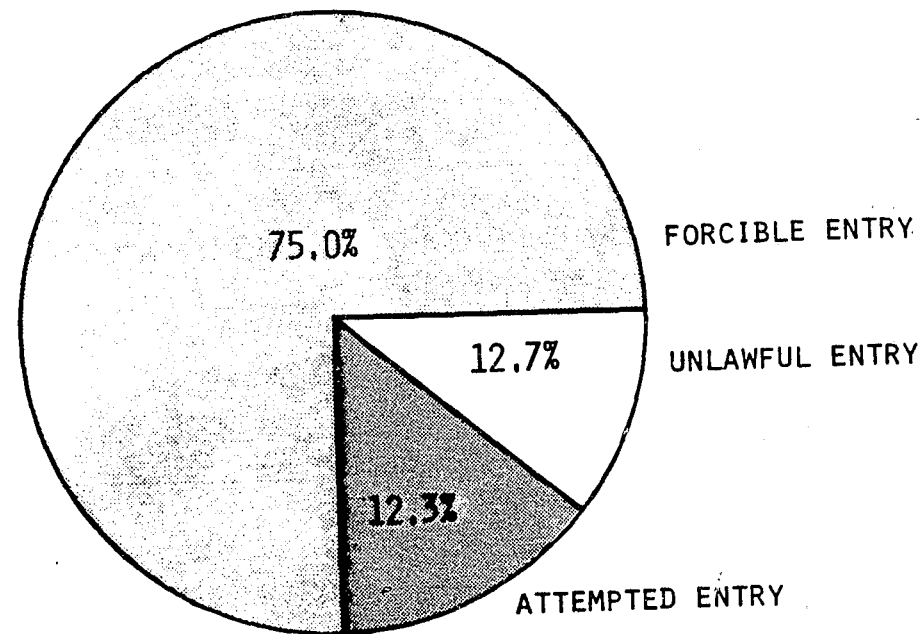
- * 42,663 BURGLARIES WERE REPORTED IN 1979, AN INCREASE OF 6.9% OVER 1978.
- * BURGLARY ACCOUNTED FOR 26.0% OF THE CRIME INDEX AND 28.6% OF ALL NONVIOLENT CRIME.
- * 5,847 OR 13.7% OF THE REPORTED BURGLARIES WERE CLEARED.



BURGLARY

CLASSIFICATION	NUMBER OF OFFENSES	PERCENT DISTRIBUTION	TOTAL VALUE STOLEN	AVERAGE VALUE STOLEN
RESIDENCE:				
NIGHT.....	9,858	24.8	\$ 4,962,843.66	\$ 503.43
DAY.....	12,875	32.4	6,647,312.30	516.30
UNKNOWN.....	3,830	9.7	2,049,534.61	535.13
NON-RESIDENCE:				
NIGHT.....	10,342	26.0	4,797,476.51	463.88
DAY.....	1,310	3.3	471,104.25	359.62
UNKNOWN.....	1,493	3.8	674,651.15	451.88
TOTAL	*39,708	100.0	\$19,602,922.48	\$ 493.68

*NOTE: 2,955 BURGLARY OFFENSES ARE NOT INCLUDED IN THE TOTALS OF THE ABOVE CHART AS THEY WERE SUBMITTED WITH INCOMPLETE INFORMATION.

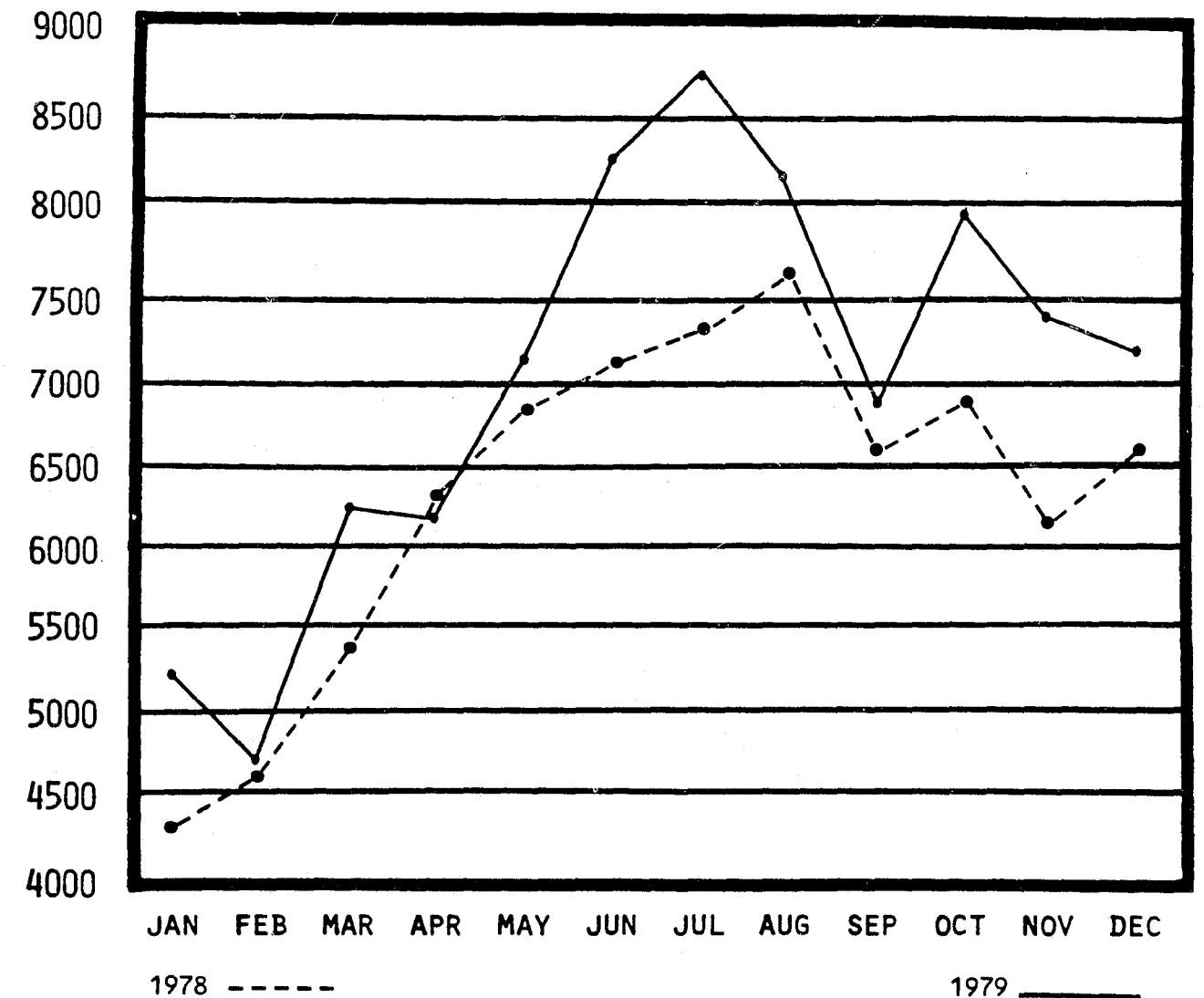


LARCENY

LARCENY IS DEFINED AS THE TAKING OR STEALING OF PROPERTY FROM THE POSSESSION OR CONSTRUCTIVE POSSESSION OF ANOTHER WITHOUT THE USE OF FORCE OR VIOLENCE. MOTOR VEHICLE THEFT, AND FRAUD ARE NOT INCLUDED IN THIS CLASSIFICATION. ATTEMPTS TO COMMIT THIS CRIME ARE INCLUDED.

SUMMARY

- * THERE WERE 87,159 LARCENIES REPORTED IN 1979, AN INCREASE OF 14.5% OVER 1978.
- * LARCENY ACCOUNTED FOR 54.4% OF THE CRIME INDEX, AND 58.4% OF ALL NONVIOLENT CRIME.
- * 17,128 OR 19.7% OF REPORTED LARCENIES WERE CLEARED.



LARCENY

CLASSIFICATION	NUMBER OF OFFENSES	PERCENT DISTRIBUTION	TOTAL VALUE STOLEN	AVERAGE VALUE STOLEN
POCKET PICKING.....	931	1.1	\$ 74,003.36	\$ 79.48
PURSE SNATCHING.....	1,811	2.2	128,417.77	70.91
SHOPLIFTING.....	9,667	11.7	598,124.23	61.87
FROM MOTOR VEHICLES...	16,171	19.5	2,979,586.30	184.25
MOTOR VEHICLE PARTS & ACCESSORIES.....	16,058	19.3	1,987,265.10	123.76
BICYCLES.....	10,140	12.2	983,645.89	97.01
FROM BUILDINGS.....	15,070	18.2	4,476,230.87	297.03
FROM ANY COIN OPERATED MACHINE.....	440	0.5	25,246.73	57.38
ALL OTHER.....	12,687	15.3	4,035,468.56	318.08
TOTAL	* 82,975	100.0	\$ 15,287,988.81	\$ 184.25
OVER \$ 200.00.....	18,351	22.1	\$ 11,422,746.88	\$ 622.46
\$ 50.00 - \$ 200.00....	29,222	35.2	2,716,680.95	92.96
UNDER \$ 50.00.....	35,402	42.7	1,148,560.98	32.44
TOTAL	* 82,975	100.0	\$ 15,287,988.81	\$ 184.25

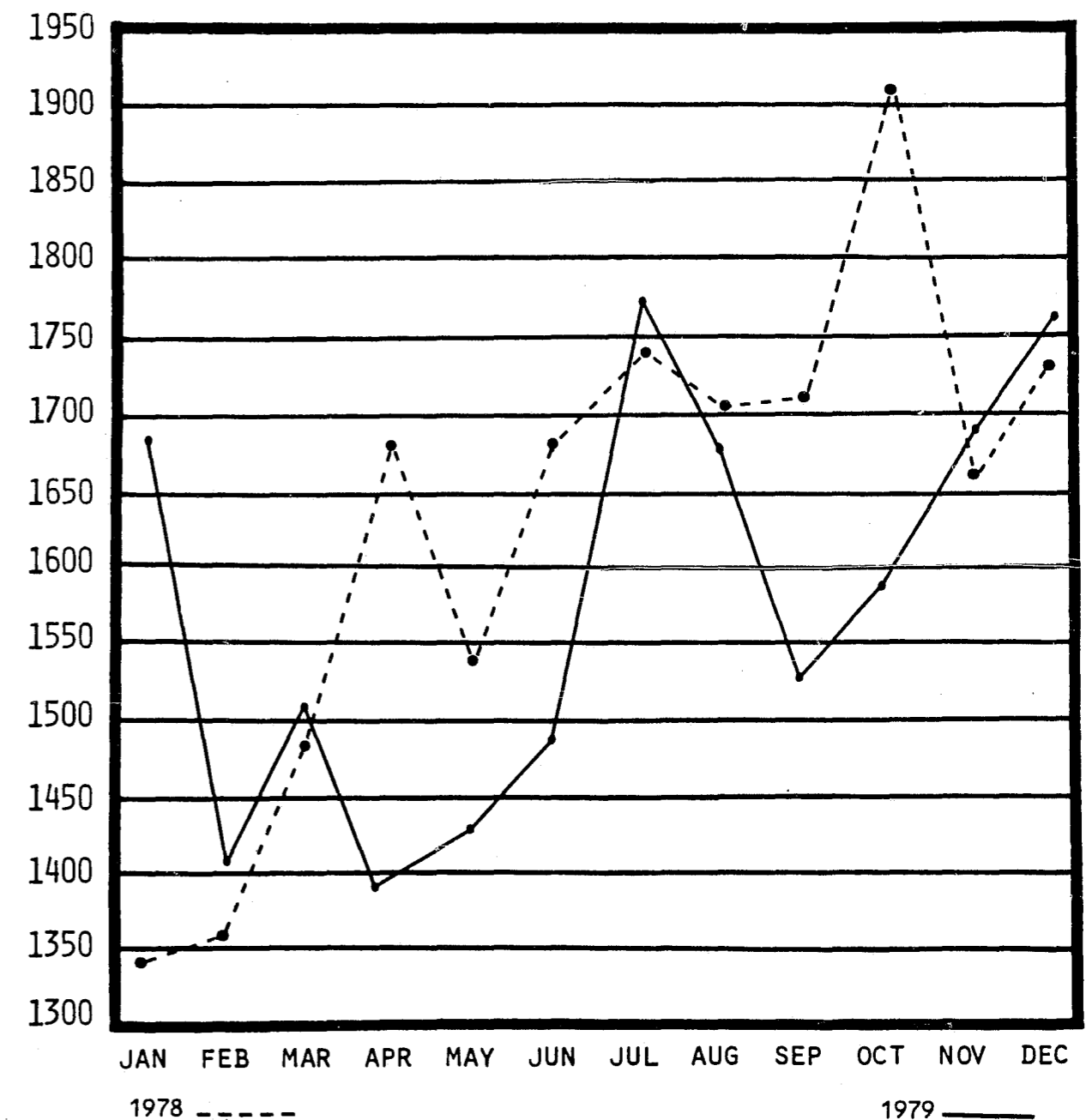
* NOTE: 2,748 LARCENY OFFENSES ARE NOT INCLUDED IN THE TOTALS OF THE ABOVE CHART AS THEY WERE SUBMITTED WITH INCOMPLETE INFORMATION.

MOTOR VEHICLE THEFT

MOTOR VEHICLE THEFT IS DEFINED AS THE THEFT OR ATTEMPTED THEFT OF A MOTOR VEHICLE. THIS CLASSIFICATION INCLUDES THEFTS OF SUCH VEHICLES AS AUTOMOBILES, TRUCKS, BUSES, MOTORCYCLES, SNOWMOBILES, ETC.

SUMMARY

- * 19,534 MOTOR VEHICLES WERE REPORTED STOLEN IN 1979, A DECREASE OF LESS THAN 1% FROM 1978.
- * MOTOR VEHICLE THEFTS ACCOUNTED FOR 12.2% OF THE TOTAL CRIME INDEX AND 13.1% OF NONVIOLENT CRIME.
- * 2,008 OR 10.3% OF REPORTED MOTOR VEHICLE THEFTS WERE CLEARED.



MOTOR VEHICLE THEFT

CLASSIFICATION	NUMBER	PERCENT DISTRIBUTION
AUTOS.....	16,764	85.8
TRUCKS & BUSES.....	930	4.8
OTHER VEHICLES.....	1,840	9.4
TOTAL	19,534	100.0

TOTAL NUMBER OF VEHICLES STOLEN

19,534

TOTAL NUMBER OF LOCALLY STOLEN
MOTOR VEHICLES RECOVERED

13,007

TOTAL VALUE OF LOCALLY STOLEN
MOTOR VEHICLES

\$ 27,852,193.95

AVERAGE VALUE OF LOCALLY STOLEN
MOTOR VEHICLES

\$ 1,425.83

TOTAL VALUE OF RECOVERED MOTOR VEHICLES

\$ 18,507,319.47

ARSON

ARSON IS DEFINED BY THE UNIFORM CRIME REPORT PROGRAM TO INCLUDE ANY WILLFUL OR MALICIOUS BURNING, OR ATTEMPT TO BURN WITH OR WITHOUT INTENT TO DEFRAUD, A DWELLING HOUSE, PUBLIC BUILDING, MOTOR VEHICLE OR AIRCRAFT, PERSONAL PROPERTY OF ANOTHER, ETC. ONLY FIRES DETERMINED THROUGH INVESTIGATION TO HAVE BEEN WILLINGLY OR MALICIOUSLY SET ARE CLASSIFIED AS ARSONS. FIRES OF SUSPICIOUS OR UNKNOWN ORIGIN ARE EXCLUDED.

SINCE ARSON OFFENSES FREQUENTLY OCCUR IN CONJUNCTION WITH OTHER INDEX CRIMES, E.G., BURGLARY; THE HIERARCHY RULE HAS BEEN MODIFIED SPECIFICALLY FOR ARSON. ARSON, REGARDLESS OF ITS OCCURRENCE IN CONJUNCTION WITH ANOTHER CRIME AGAINST PERSON OR PROPERTY IS TO BE REPORTED. FOR EXAMPLE, IF AN ARSON IS COMMITTED THAT RESULTS IN A PERSON BEING BURNED TO DEATH, THE OFFENSE WOULD BE REPORTED AS MURDER AND ARSON.

SINCE THE COLLECTION OF ARSON DATA WAS NOT ACTUALLY BEGUN IN CONNECTICUT UNTIL LATE IN 1979, NOT ALL CONTRIBUTING AGENCIES WERE ABLE TO SUBMIT ARSON DATA. THE ARSON STATISTICS PUBLISHED IN THIS ANNUAL ARE INCOMPLETE, REPRESENTING ONLY AN AVERAGE REPORTING PERIOD OF 4 MONTHS.

VOLUME

- * THERE WAS A TOTAL OF 547 OFFENSES OF ARSON REPORTED IN 1979.
- * 17.6% OF ALL REPORTED ARSON OFFENSES WERE CLEARED, 53.1% OF THESE CLEARANCES INVOLVED PERSONS UNDER 18 YEARS OF AGE.
- * 396 OF THE REPORTED ARSONS INVOLVED VACANT STRUCTURES.

PROPERTY CLASSIFICATION	NUMBER OF OFFENSES	PERCENT DISTRIBUTION	AVERAGE DAMAGE	PERCENT CLEARED
TOTAL.....	547	100.0	\$ 6,799	17.6
TOTAL STRUCTURE.....	396	72.4	\$ 8,936	80.2
SINGLE OCCUPANCY.....	71	13.0	7,467	15.6
OTHER RESIDENTIAL....	137	25.0	2,020	26.0
STORAGE.....	42	7.7	15,541	9.4
INDUSTRIAL/MFG.....	11	2.0	5,203	3.1
OTHER COMMERCIAL....	55	10.1	29,213	9.4
COMMUNITY/PUBLIC....	58	10.6	6,695	13.6
OTHER STRUCTURE.....	22	4.0	1,211	3.1
TOTAL MOBILE.....	116	21.2	\$ 1,551	14.6
MOTOR VEHICLES.....	106	19.4	1,075	10.4
OTHER MOBILE.....	10	1.8	6,600	4.2
OTHER.....	35	6.4	\$ 10	5.2

VALUE OF PROPERTY STOLEN AND RECOVERED

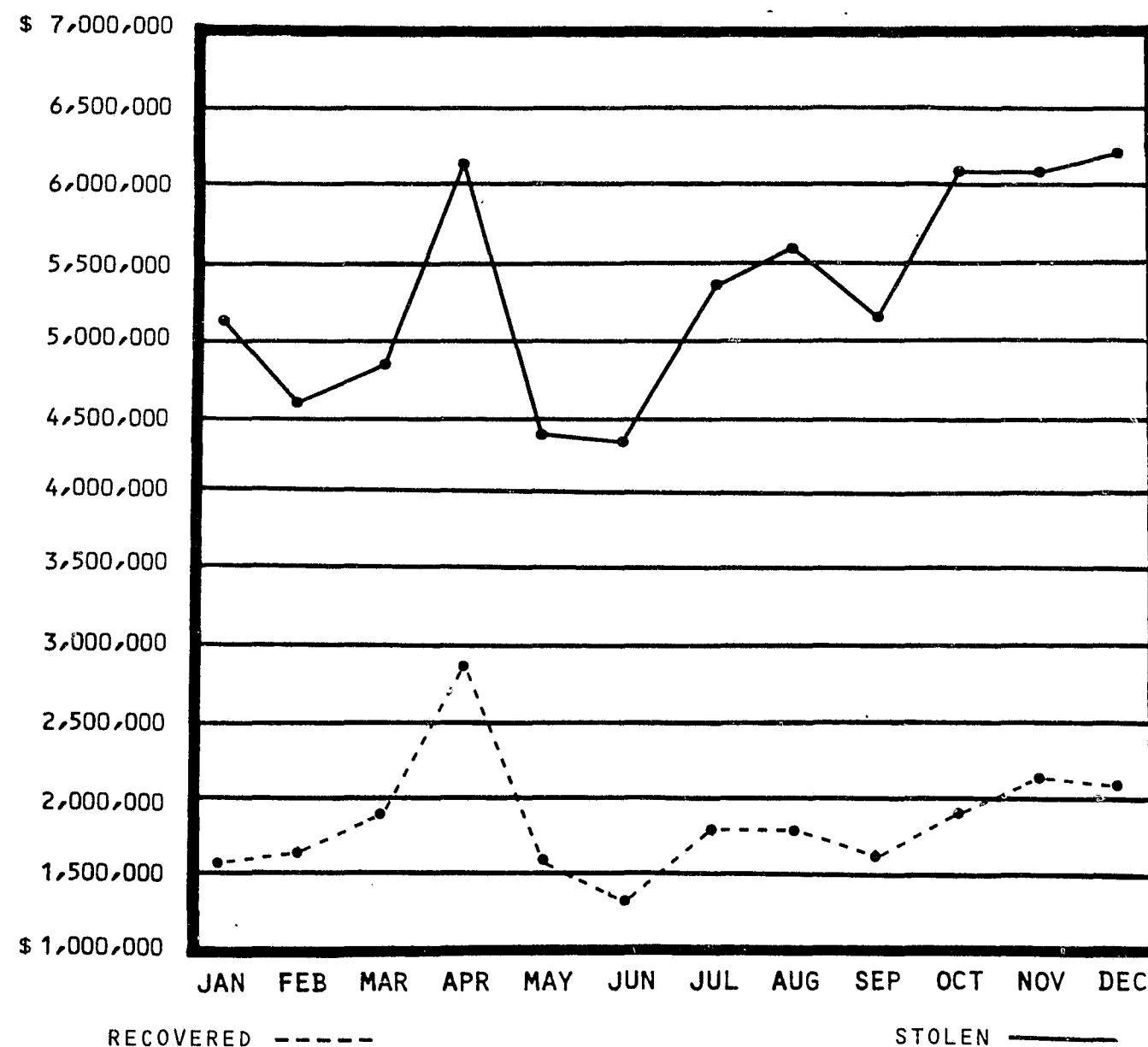
Property Stolen and Recovered

FOR FURTHER ANALYSIS OF CRIME, THE UNIFORM CRIME REPORT PROGRAM COLLECTS SUPPLEMENTARY REPORTS RELATING TO PROPERTIES STOLEN AND RECOVERED BY TYPE AND VALUE.

THE TABLE BELOW INDICATES BY MONTH THE VALUE OF PROPERTY REPORTED STOLEN AND RECOVERED IN CONNECTICUT DURING 1979.

ALTHOUGH CONNECTICUT LAW ENFORCEMENT AGENCIES RECOVERED APPROXIMATELY 34% OF THE PROPERTY STOLEN, THE NET LOSS WAS ALMOST 45 MILLION DOLLARS.

THE READER SHOULD TAKE NOTE THAT THESE VALUES RELATE ONLY TO INDEX CRIME. PROPERTY LOST OR DAMAGED AS A RESULT OF CRIMES SUCH AS FRAUD, VANDALISM, ETC., ARE NOT INCLUDED IN THESE TOTALS.



Property Stolen and Recovered

MONTH	STOLEN	RECOVERED	% RECOVERED
JANUARY	\$ 5,142,684.50	\$ 1,506,257.38	29.3
FEBRUARY	4,577,405.78	1,542,579.79	33.7
MARCH	4,821,524.04	1,929,425.05	40.0
APRIL	6,138,061.14	2,894,195.50	47.2
MAY	4,489,424.69	1,510,881.68	33.7
JUNE	4,396,397.16	1,477,571.79	33.6
JULY	5,422,221.19	1,731,527.23	32.0
AUGUST	5,569,832.80	1,767,320.58	31.7
SEPTEMBER	5,212,429.58	1,535,136.16	29.4
OCTOBER	6,036,217.57	1,922,449.23	31.8
NOVEMBER	6,161,466.26	2,200,208.21	35.7
DECEMBER	6,371,772.08	2,013,961.10	31.6
* STATE POLICE TOTAL...	3,902,969.00	1,313,908.00	33.7
TOTAL:	\$ 68,242,405.79	\$ 23,345,421.70	34.2

* STATE POLICE FIGURES WERE NOT SUBMITTED ON A MONTHLY BASIS.

TYPE OF PROPERTY

TYPE OF PROPERTY	VALUE STOLEN	VALUE RECOVERED	% RECOVERED
CURRENCY	\$ 8,309,209.43	\$ 1,673,774.73	20.1
JEWELRY & PRECIOUS METALS ..	8,508,506.44	552,014.62	6.5
CLOTHING & FURS	1,290,171.88	236,485.56	18.3
LOCALLY STOLEN MOTOR VEH. ...	21,852,193.95	18,507,319.47	66.5
OFFICE EQUIPMENT	1,030,965.07	113,031.68	11.0
TV'S, RADIOS, CAMERAS, ETC.	5,893,041.80	392,352.18	6.7
FIREARMS	430,336.47	58,707.50	13.6
HOUSEHOLD GOODS	1,757,975.71	125,178.49	7.1
CONSUMABLE GOODS	664,061.35	95,635.10	14.4
LIVESTOCK	27,985.00	4,387.00	15.7
MISCELLANEOUS	12,477,958.69	1,586,535.37	12.7
TOTAL:	\$68,242,405.79	\$23,345,421.70	34.2

STATEWIDE SUMMARY OF ARREST DATA

ARREST DATA

THE CONNECTICUT UNIFORM CRIME REPORT PROGRAM REQUIRES THE SUBMISSION OF MONTHLY REPORTS OF DATA CONCERNING PERSONS ARRESTED IN THE STATE. A RECORD OF TOTAL ARREST ACTIVITY FOR CRIMINAL ACTS IN BOTH PART 1 AND PART 2 CRIME CLASSES IS RECEIVED FROM UCR PARTICIPANTS ACCORDING TO THE AGE, SEX, AND RACE OF PERSONS ARRESTED. TRAFFIC ARRESTS EXCEPT DRIVING UNDER THE INFLUENCE ARE NOT REPORTED.

IT IS IMPORTANT TO NOTE THAT THE SAME INDIVIDUAL MAY BE ARRESTED MORE THAN ONCE OVER A PERIOD OF TIME; EACH SEPARATE ARREST IS COUNTED. A PERSON MAY BE ARRESTED ON SEVERAL CHARGES AT ONE TIME; UNDER THE HIERARCHY RULE ONLY ONE ARREST IS COUNTED AND IS LISTED UNDER THE MOST SERIOUS CHARGE. FOR UCR PURPOSES, A JUVENILE IS COUNTED AS "ARRESTED" WHEN THE CIRCUMSTANCES ARE SUCH THAT IF HE OR SHE WERE AN ADULT, AN ARREST WOULD RESULT.

THE PART 2 OFFENSES ARE AS FOLLOWS:

9. OTHER ASSAULTS ASSAULTS AND ATTEMPTED ASSAULTS WHICH ARE SIMPLE OR MINOR IN NATURE AND WHERE NO WEAPON IS USED.
10. FORGERY AND COUNTERFEITING OFFENSES DEALING WITH THE MAKING, ALTERING, UTTERING OR POSSESSING, WITH THE INTENT TO DEFRAUD, ANYTHING FALSE IN THE SEMBLANCE OF THAT WHICH IS TRUE.
11. FRAUD FRAUDULENT CONVERSION AND OBTAINING MONEY OR PROPERTY BY FALSE PRETENSE. INCLUDES BAD CHECKS, CONFIDENCE GAMES, ETC., EXCEPT FORGERIES AND COUNTERFEITING.
12. EMBEZZLEMENT MISAPPROPRIATION OR MISAPPLICATION OF MONEY OR PROPERTY ENTRUSTED TO ONE'S CARE, CUSTODY, OR CONTROL.
13. STOLEN PROPERTY; BUYING, RECEIVING, POSSESSING OFFENSES OF BUYING, RECEIVING, AND POSSESSION OF STOLEN PROPERTY, AS WELL AS ALL ATTEMPTS TO COMMIT ANY OF THESE OFFENSES.
14. VANDALISM WILLFUL OR MALICIOUS DESTRUCTION, INJURY, DISFIGUREMENT OR DEFAACEMENT OF ANY PUBLIC OR PRIVATE PROPERTY, REAL OR PERSONAL, WITHOUT CONSENT OF THE OWNER OR PERSON HAVING CUSTODY OR CONTROL. THIS OFFENSE COVERS A WIDE RANGE OF MALICIOUS BEHAVIOR DIRECTED AT PROPERTY.
15. WEAPONS; CARRYING, POSSESSING, ETC. VIOLATIONS OF REGULATIONS OR STATUTES CONTROLLING THE CARRYING, USING, POSSESSING, FURNISHING, AND MANUFACTURING OF DEADLY WEAPONS OR SILENCERS. INCLUDED ARE ATTEMPTS.
16. PROSTITUTION AND COMMERCIALIZED VICE SEX OFFENSES OF A COMMERCIALIZED NATURE, SUCH AS: PROSTITUTION, KEEPING A DISORDERLY HOUSE, PANDERING, AND ALL ATTEMPTS TO COMMIT THE ABOVE.
17. SEX OFFENSES (EXCEPT FORCIBLE RAPE, PROSTITUTION, AND COMMERCIALIZED VICE) OFFENSES AGAINST CHASTITY, COMMON DECENCY, MORALS, AND THE LIKE. ATTEMPTS ARE INCLUDED.

18. NARCOTIC DRUG LAWS NARCOTIC DRUG LAW ARRESTS ON THE BASIS OF THE NARCOTICS USED. INCLUDES ARRESTS FOR VIOLATIONS OF STATE AND LOCAL ORDINANCES, SPECIFICALLY THOSE RELATING TO THE UNLAWFUL POSSESSION, SALE, USE, GROWING, MANUFACTURING AND MAKING OF NARCOTIC DRUGS.
19. GAMBLING CHARGES WHICH RELATE TO PROMOTING, PERMITTING, OR ENGAGING IN GAMBLING.
20. OFFENSES AGAINST THE FAMILY AND CHILDREN INCLUDES ALL CHARGES OF NON-SUPPORT AND NEGLECT OR ABUSE OF FAMILY AND CHILDREN.
21. DRIVING UNDER THE INFLUENCE LIMITED TO THE DRIVING OR OPERATING OF ANY VEHICLE WHILE DRUNK OR UNDER THE INFLUENCE OF LIQUOR OR NARCOTIC DRUG.
22. LIQUOR LAWS WITH THE EXCEPTION OF "DRIVING UNDER THE INFLUENCE", LIQUOR LAW VIOLATIONS, STATE OR LOCAL, ARE PLACED IN THIS CLASS. INCLUDES: MANUFACTURING, SALE, TRANSPORTING, FURNISHING, POSSESSING, ETC.
23. DRUNKENNESS NOT REPORTED IN CONNECTICUT
24. DISORDERLY CONDUCT INCLUDES DISORDERLY PERSONS ARRESTED EXCEPT THOSE COUNTED IN CLASSES 1 THROUGH 23 AND CLASS 25.
25. VAGRANCY VAGABONDAGE, BEGGING, LOITERING, ETC.
26. ALL OTHER OFFENSES INCLUDES EVERY OTHER STATE OR LOCAL OFFENSE NOT INCLUDED IN CLASSES 1 THROUGH 25.
27. SUSPICION NOT REPORTED IN CONNECTICUT
28. CURFEW AND LOITERING LAWS (JUVENILES) ARRESTS MADE FOR VIOLATIONS OF LOCAL CURFEW OR LOITERING ORDINANCES.
29. RUNAWAY (JUVENILE) ARRESTS MADE BY OTHER JURISDICTIONS OF RUNAWAYS FROM CONNECTICUT JURISDICTION.

AGENCY: STATE TOTALS*

AGE, SEX AND RACE OF PERSONS ARRESTED

OFFENSE CLASSIFICATION	GRAND TOTAL	UNDER 16	16 & 17	18 & OVER	MALE	FEMALE	WHITE	BLACK	INDIAN	ORIENTAL	ALL OTHER
MURDER	121		3	118	109	12	59	62			
MANSLAUGHTER BY NEGLIGENCE	32	1	5	26	28	4	31	1			
FORCIBLE RAPE	236	11	25	200	236		136	100			
ROBBERY	1,567	208	261	1,098	1,488	79	721	833			13
ASSAULT-AGGRAVATED	2,484	125	209	2,150	2,156	328	1,633	844	2		5
BURGLARY	6,408	1,862	1,278	3,268	6,125	283	4,680	1,704	2	2	20
LARCENY	19,183	4,574	2,799	11,810	13,582	5,601	13,448	5,640	2	12	81
MOTOR VEHICLE THEFT	1,695	500	392	803	1,576	119	1,159	527	1	1	7
OTHER ASSAULTS	8,603	919	678	7,006	7,458	1,145	5,708	2,887	1	3	4
ARSON	312	147	39	126	283	29	275	37			
FORGERY & COUNTERFEITING	902	32	41	829	657	245	549	350	2		1
FRAUD	1,853	17	27	1,809	1,142	711	1,321	520	2		10
EMBEZZLEMENT	30	1	1	28	21	9	24	6			
STOLEN PROPERTY	364	77	54	233	329	35	251	113			
VANDALISM	5,337	2,363	651	2,323	4,888	449	4,561	770			6
WEAPONS	2,076	312	204	1,560	1,951	125	1,517	550		3	6
PROSTITUTION	546	5	18	523	187	359	223	322	1		
SEX OFFENSES	923	157	79	687	857	66	680	239	1	1	2
NARCOTICS	4,703	634	808	3,261	4,094	609	3,804	894	1	1	3
GAMBLING	226	2	2	222	217	9	149	76			1
OFFENSES VS THE FAMILY	304	13	15	276	226	78	235	67			2
DRIVING UND. THE INFLUENCE	2,521	5	73	2,443	2,318	203	2,321	197	1	1	1
LIQUOR LAWS	805	133	180	492	670	135	722	82		1	
DRUNKENNESS	212	138	10	64	147	65	210	2			
DISORDERLY CONDUCT	23,088	2,370	2,052	18,666	19,538	3,550	17,472	5,600	6	3	7
VAGRANCY	82	32	9	41	69	13	55	27			
ALL OTHER OFFENSES	19,535	5,124	1,891	12,520	16,649	2,886	15,442	4,061	2	2	28
CURFEWS & LOITERING	472	345	127		385	87	363	109			
RUNAWAYS	1,883	1,835	48		895	988	1,585	292			6
GRAND TOTALS:	106,503	21,942	11,979	72,582	88,281	18,222	79,334	26,912	24	30	203

* Above figures include arrest data for those agencies that contributed 2 months of data or less for 1979.

OFFENSE DATA BY CONTRIBUTOR

1979: OFFENSES KNOWN TO THE POLICE, CLEARANCES AND VALUE OF PROPERTY STOLEN

AGENCY: ANSONIA P.D.

POPULATION: 20,200

<u>MURDER</u>		
OFFENSES	CLEARANCES	VALUE
0	0	\$0

<u>RAPE</u>		
OFFENSES	CLEARANCES	VALUE
5	0	\$1

<u>ROBBERY</u>		
OFFENSES	CLEARANCES	VALUE
16	2	\$2,836
CLASSIFICATION		OFFENSES
HIGHWAY		6
COMMERCIAL HOUSE		2
GAS & SERVICE STATION		
CHAIN STORE		1
RESIDENCE		6
BANK		
MISCELLANEOUS		1
ARMED		8
STRONG-ARM		8

<u>BURGLARY</u>		
OFFENSES	CLEARANCES	VALUE
117	9	\$56,626
CLASSIFICATION		OFFENSES
RESIDENCE NIGHT		33
RESIDENCE DAY		31
RESIDENCE UNKNOWN		10
NON-RESIDENCE NIGHT		38
NON-RESIDENCE DAY		2
NON-RESIDENCE UNKNOWN		3
FORCIBLE ENTRY		98
UNLAWFUL ENTRY - NO FORCE		14
ATTEMPTED FORCIBLE ENTRY		5

<u>LARCENY</u>		
OFFENSES	CLEARANCES	VALUE
292	19	\$52,728
CLASSIFICATION		OFFENSES
POCKET-PICKING		
PURSE-SNATCHING		
SHOPLIFTING		14
FROM MOTOR VEHICLES		69
MOTOR VEHICLES PARTS & ACC.		29
BICYCLES		40
FROM BUILDINGS		69
COIN-OP MACHINES		4
ALL OTHER		67
\$200 & OVER		79
\$ 50 TO \$200		117
UNDER \$50		96

<u>AGGRAVATED ASSAULT</u>		
OFFENSES	CLEARANCES	VALUE
6	4	-----
CLASSIFICATION		OFFENSES
FIREARM		1
KNIFE, CUTTING INSTR.		3
OTHER DANGEROUS WEAPON		1
HANDS, FISTS, FEET, ETC.		1

<u>MOTOR VEHICLE THEFT</u>		
OFFENSES	CLEARANCES	VALUE
56	3	\$114,290
CLASSIFICATION		OFFENSES
AUTO		43
TRUCKS & BUSES		5
OTHER VEHICLES		8

	<u>OFFENSES</u>	<u>CLEARANCES</u>	<u>VALUE STOLEN</u>	<u>VALUE RECOVERED</u>
<u>GRAND TOTALS:</u>	492	37	\$226,481	\$79,554

1979: OFFENSES KNOWN TO THE POLICE, CLEARANCES AND VALUE OF PROPERTY STOLEN

AGENCY: AVON P.D.

POPULATION: 9,900

MURDER		
OFFENSES	CLEARANCES	VALUE
0	0	\$0

RAPE		
OFFENSES	CLEARANCES	VALUE
0	0	\$0

ROBBERY		
OFFENSES	CLEARANCES	VALUE
3	2	\$1,143
CLASSIFICATION		OFFENSES
HIGHWAY		1
COMMERCIAL HOUSE		
GAS & SERVICE STATION		1
CHAIN STORE		1
RESIDENCE		1
BANK		
MISCELLANEOUS		
ARMED		2
STRONG-ARM		1

BURGLARY		
OFFENSES	CLEARANCES	VALUE
98	23	\$54,093.90
CLASSIFICATION		OFFENSES
RESIDENCE NIGHT		17
RESIDENCE DAY		13
RESIDENCE UNKNOWN		19
NON-RESIDENCE NIGHT		25
NON-RESIDENCE DAY		6
NON-RESIDENCE UNKNOWN		18
FORCIBLE ENTRY		62
UNLAWFUL ENTRY - NO FORCE		31
ATTEMPTED FORCIBLE ENTRY		5

LARCENY		
OFFENSES	CLEARANCES	VALUE
372	129	\$65,888.15
CLASSIFICATION		OFFENSES
POCKET-PICKING		2
PURSE-SNATCHING		72
SHOPLIFTING		69
FROM MOTOR VEHICLES		39
MOTOR VEHICLES PARTS & ACC.		12
BICYCLES		72
FROM BUILDINGS		2
COIN-OP MACHINES		104
ALL OTHER		
\$200 & OVER		74
\$ 50 TO \$200		108
UNDER \$50		190

AGGRAVATED ASSAULT		
OFFENSES	CLEARANCES	VALUE
10	6	----
CLASSIFICATION		OFFENSES
FIREARM		2
KNIFE, CUTTING INSTR.		2
OTHER DANGEROUS WEAPON		1
HANDS, FISTS, FEET, ETC.		5

MOTOR VEHICLE THEFT		
OFFENSES	CLEARANCES	VALUE
34	7	\$49,142
CLASSIFICATION		OFFENSES
AUTO		30
TRUCKS & BUSES		2
OTHER VEHICLES		2

OFFENSES	CLEARANCES	VALUE STOLEN	VALUE RECOVERED
517	167	\$170,267.05	\$50,240.74

1979: OFFENSES KNOWN TO THE POLICE, CLEARANCES AND VALUE OF PROPERTY STOLEN

AGENCY: BERLIN P.D.

POPULATION: 15,400

MURDER		
OFFENSES	CLEARANCES	VALUE
1	1	\$0

RAPE		
OFFENSES	CLEARANCES	VALUE
1	1	\$0

ROBBERY		
OFFENSES	CLEARANCES	VALUE
7	2	\$2,414.50
CLASSIFICATION		OFFENSES
HIGHWAY		1
COMMERCIAL HOUSE		
GAS & SERVICE STATION		2
CHAIN STORE		1
RESIDENCE		1
BANK		
MISCELLANEOUS		2
ARMED		1
STRONG-ARM		6

BURGLARY		
OFFENSES	CLEARANCES	VALUE
145	8	\$106,452.46
CLASSIFICATION		OFFENSES
RESIDENCE NIGHT		19
RESIDENCE DAY		27
RESIDENCE UNKNOWN		12
NON-RESIDENCE NIGHT		73
NON-RESIDENCE DAY		4
NON-RESIDENCE UNKNOWN		10
FORCIBLE ENTRY		104
UNLAWFUL ENTRY - NO FORCE		22
ATTEMPTED FORCIBLE ENTRY		19

LARCENY		
OFFENSES	CLEARANCES	VALUE
351	37	\$76,214.77
CLASSIFICATION		OFFENSES
POCKET-PICKING		6
PURSE-SNATCHING		3
SHOPLIFTING		9
FROM MOTOR VEHICLES		70
MOTOR VEHICLES PARTS & ACC.		52
BICYCLES		27
FROM BUILDINGS		61
COIN-OP MACHINES		4
ALL OTHER		119
\$200 & OVER		99
\$ 50 TO \$200		117
UNDER \$50		135

AGGRAVATED ASSAULT		
OFFENSES	CLEARANCES	VALUE
22	12	----
CLASSIFICATION		OFFENSES
FIREARM		
KNIFE, CUTTING INSTR.		
OTHER DANGEROUS WEAPON		6
HANDS, FISTS, FEET, ETC.		16

MOTOR VEHICLE THEFT		
OFFENSES	CLEARANCES	VALUE
36	2	\$60,633
CLASSIFICATION		OFFENSES
AUTO		17
TRUCKS & BUSES		11
OTHER VEHICLES		8

OFFENSES	CLEARANCES	VALUE STOLEN	VALUE RECOVERED
563	63	\$245,714.73	\$31,064.35

1979: OFFENSES KNOWN TO THE POLICE, CLEARANCES AND VALUE OF PROPERTY STOLEN

AGENCY: BETHEL P.D.

POPULATION: 13,100

MURDER		
OFFENSES	CLEARANCES	VALUE
0	0	\$0

RAPE		
OFFENSES	CLEARANCES	VALUE
1	0	\$0

ROBBERY		
OFFENSES	CLEARANCES	VALUE
3	1	\$303
CLASSIFICATION		OFFENSES
HIGHWAY		
COMMERCIAL HOUSE		1
GAS & SERVICE STATION		1
CHAIN STORE		
RESIDENCE		1
BANK		
MISCELLANEOUS		
ARMED		2
STRONG-ARM		1

BURGLARY		
OFFENSES	CLEARANCES	VALUE
75	36	\$53,701.20
CLASSIFICATION		OFFENSES
RESIDENCE NIGHT		8
RESIDENCE DAY		14
RESIDENCE UNKNOWN		24
NON-RESIDENCE NIGHT		23
NON-RESIDENCE DAY		3
NON-RESIDENCE UNKNOWN		3
FORCIBLE ENTRY		50
UNLAWFUL ENTRY - NO FORCE		17
ATTEMPTED FORCIBLE ENTRY		8

LARCENY		
OFFENSES	CLEARANCES	VALUE
280	52	\$93,657.63
CLASSIFICATION		OFFENSES
POCKET-PICKING		
PURSE-SNATCHING		1
SHOPLIFTING		21
FROM MOTOR VEHICLES		40
MOTOR VEHICLES PARTS & ACC.		38
BICYCLES		49
FROM BUILDINGS		34
COIN-OP MACHINES		
ALL OTHER		97
\$200 & OVER		59
\$ 50 TO \$200		113
UNDER \$50		108

AGGRAVATED ASSAULT		
OFFENSES	CLEARANCES	VALUE
13	12	----
CLASSIFICATION		OFFENSES
FIREARM		
KNIFE, CUTTING INSTR.		1
OTHER DANGEROUS WEAPON		2
HANDS, FISTS, FEET, ETC.		10

MOTOR VEHICLE THEFT		
OFFENSES	CLEARANCES	VALUE
19	3	\$21,850
CLASSIFICATION		OFFENSES
AUTO		12
TRUCKS & BUSES		2
OTHER VEHICLES		5

	OFFENSES	CLEARANCES	VALUE STOLEN	VALUE RECOVERED
GRAND TOTALS:	391	104	\$169,511.83	\$28,294.05

1979: OFFENSES KNOWN TO THE POLICE, CLEARANCES AND VALUE OF PROPERTY STOLEN

AGENCY: BLOOMFIELD P.D.

POPULATION: 20,500

MURDER		
OFFENSES	CLEARANCES	VALUE
0	0	\$0

RAPE		
OFFENSES	CLEARANCES	VALUE
5	4	\$0

ROBBERY		
OFFENSES	CLEARANCES	VALUE
26	6	\$12,415
CLASSIFICATION		OFFENSES
HIGHWAY		3
COMMERCIAL HOUSE		4
GAS & SERVICE STATION		1
CHAIN STORE		5
RESIDENCE		7
BANK		
MISCELLANEOUS		6
ARMED		14
STRONG-ARM		12

BURGLARY		
OFFENSES	CLEARANCES	VALUE
303	28	\$154,141
CLASSIFICATION		OFFENSES
RESIDENCE NIGHT		78
RESIDENCE DAY		54
RESIDENCE UNKNOWN		62
NON-RESIDENCE NIGHT		53
NON-RESIDENCE DAY		10
NON-RESIDENCE UNKNOWN		46
FORCIBLE ENTRY		169
UNLAWFUL ENTRY - NO FORCE		80
ATTEMPTED FORCIBLE ENTRY		54

LARCENY		
OFFENSES	CLEARANCES	VALUE
914	193	\$167,973
CLASSIFICATION		OFFENSES
POCKET-PICKING		2
PURSE-SNATCHING		4
SHOPLIFTING		158
FROM MOTOR VEHICLES		99
MOTOR VEHICLES PARTS & ACC.		204
BICYCLES		130
FROM BUILDINGS		170
COIN-OP MACHINES		4
ALL OTHER		143
\$200 & OVER		200
\$ 50 TO \$200		340
UNDER \$50		374

AGGRAVATED ASSAULT		
OFFENSES	CLEARANCES	VALUE
20	17	----
CLASSIFICATION		OFFENSES
FIREARM		
KNIFE, CUTTING INSTR.		2
OTHER DANGEROUS WEAPON		10
HANDS, FISTS, FEET, ETC.		8

MOTOR VEHICLE THEFT		
OFFENSES	CLEARANCES	VALUE
143	4	\$265,155
CLASSIFICATION		OFFENSES
AUTO		114
TRUCKS & BUSES		8
OTHER VEHICLES		21

	OFFENSES	CLEARANCES	VALUE STOLEN	VALUE RECOVERED
GRAND TOTALS:	1,411	252	\$599,684	\$106,988.40

1979: OFFENSES KNOWN TO THE POLICE, CLEARANCES AND VALUE OF PROPERTY STOLEN

AGENCY: BRANFORD P.D.

POPULATION: 21,800

MURDER		
OFFENSES	CLEARANCES	VALUE
2	1	\$400

RAPE		
OFFENSES	CLEARANCES	VALUE
0	0	\$0

ROBBERY		
OFFENSES	CLEARANCES	VALUE
13	2	\$8,620
CLASSIFICATION		OFFENSES
HIGHWAY		3
COMMERCIAL HOUSE		4
GAS & SERVICE STATION		2
CHAIN STORE		1
RESIDENCE		
BANK		1
MISCELLANEOUS		2
ARMED		9
STRONG-ARM		4

BURGLARY		
OFFENSES	CLEARANCES	VALUE
285	27	\$274,995
CLASSIFICATION		OFFENSES
RESIDENCE NIGHT		93
RESIDENCE DAY		43
RESIDENCE UNKNOWN		39
NON-RESIDENCE NIGHT		104
NON-RESIDENCE DAY		1
NON-RESIDENCE UNKNOWN		5
FORCIBLE ENTRY		222
UNLAWFUL ENTRY - NO FORCE		39
ATTEMPTED FORCIBLE ENTRY		24

LARCENY		
OFFENSES	CLEARANCES	VALUE
590	68	\$250,250
CLASSIFICATION		OFFENSES
POCKET-PICKING		
PURSE-SNATCHING		
SHOPLIFTING		49
FROM MOTOR VEHICLES		91
MOTOR VEHICLES PARTS & ACC.		142
BICYCLES		58
FROM BUILDINGS		110
COIN-OP MACHINES		
ALL OTHER		140
\$200 & OVER		266
\$ 50 TO \$200		239
UNDER \$50		85

AGGRAVATED ASSAULT		
OFFENSES	CLEARANCES	VALUE
8	6	----
CLASSIFICATION		OFFENSES
FIREARM		1
KNIFE, CUTTING INSTR.		4
OTHER DANGEROUS WEAPON		3
HANDS, FISTS, FEET, ETC.		

MOTOR VEHICLE THEFT		
OFFENSES	CLEARANCES	VALUE
93	4	\$397,220
CLASSIFICATION		OFFENSES
AUTO		59
TRUCKS & BUSES		12
OTHER VEHICLES		22

OFFENSES	CLEARANCES	VALUE STOLEN	VALUE RECOVERED
GRAND TOTALS: 991	108	\$931,485	\$209,080

1979: OFFENSES KNOWN TO THE POLICE, CLEARANCES AND VALUE OF PROPERTY STOLEN

AGENCY: BRIDGEPORT P.D.

POPULATION: 148,000

MURDER		
OFFENSES	CLEARANCES	VALUE
23	20	\$0

RAPE		
OFFENSES	CLEARANCES	VALUE
38	6	\$195

ROBBERY		
OFFENSES	CLEARANCES	VALUE
791	131	\$114,170
CLASSIFICATION		OFFENSES
HIGHWAY		606
COMMERCIAL HOUSE		48
GAS & SERVICE STATION		18
CHAIN STORE		28
RESIDENCE		22
BANK		
MISCELLANEOUS		69
ARMED		433
STRONG-ARM		358

BURGLARY		
OFFENSES	CLEARANCES	VALUE
3,515	365	\$1,712,920
CLASSIFICATION		OFFENSES
RESIDENCE NIGHT		720
RESIDENCE DAY		1,294
RESIDENCE UNKNOWN		601
NON-RESIDENCE NIGHT		663
NON-RESIDENCE DAY		85
NON-RESIDENCE UNKNOWN		152
FORCIBLE ENTRY		2,922
UNLAWFUL ENTRY - NO FORCE		14
ATTEMPTED FORCIBLE ENTRY		579

LARCENY		
OFFENSES	CLEARANCES	VALUE
5,321	1,267	\$1,122,442
CLASSIFICATION		OFFENSES
POCKET-PICKING		10
PURSE-SNATCHING		253
SHOPLIFTING		689
FROM MOTOR VEHICLES		1,091
MOTOR VEHICLES PARTS & ACC.		1,648
BICYCLES		720
FROM BUILDINGS		455
COIN-OP MACHINES		20
ALL OTHER		435
\$200 & OVER		1,485
\$ 50 TO \$200		2,630
UNDER \$50		1,206

AGGRAVATED ASSAULT		
OFFENSES	CLEARANCES	VALUE
466	291	----
CLASSIFICATION		OFFENSES
FIREARM		81
KNIFE, CUTTING INSTR.		155
OTHER DANGEROUS WEAPON		69
HANDS, FISTS, FEET, ETC.		161

MOTOR VEHICLE THEFT		
OFFENSES	CLEARANCES	VALUE
2,204	191	\$3,011,100
CLASSIFICATION		OFFENSES
AUTO		2,204
TRUCKS & BUSES		
OTHER VEHICLES		

OFFENSES	CLEARANCES	VALUE STOLEN	VALUE RECOVERED
GRAND TOTALS: 12,358	2,277	\$5,960,827	\$1,860,758

1979: OFFENSES KNOWN TO THE POLICE, CLEARANCES AND VALUE OF PROPERTY STOLEN

AGENCY: BRISTOL P.D.

POPULATION: 55,400

MURDER		
OFFENSES	CLEARANCES	VALUE
1	1	\$0

RAPE		
OFFENSES	CLEARANCES	VALUE
1	0	\$0

ROBBERY		
OFFENSES	CLEARANCES	VALUE
16	12	\$2,586.41
CLASSIFICATION		OFFENSES
HIGHWAY		3
COMMERCIAL HOUSE		7
GAS & SERVICE STATION		1
CHAIN STORE		3
RESIDENCE		1
BANK		
MISCELLANEOUS		1
ARMED		11
STRONG-ARM		5

BURGLARY		
OFFENSES	CLEARANCES	VALUE
652	169	\$190,160.40
CLASSIFICATION		OFFENSES
RESIDENCE NIGHT		199
RESIDENCE DAY		88
RESIDENCE UNKNOWN		92
NON-RESIDENCE NIGHT		203
NON-RESIDENCE DAY		12
NON-RESIDENCE UNKNOWN		58
FORCIBLE ENTRY		446
UNLAWFUL ENTRY - NO FORCE		95
ATTEMPTED FORCIBLE ENTRY		111

LARCENY		
OFFENSES	CLEARANCES	VALUE
1,783	422	\$276,679.18
CLASSIFICATION		OFFENSES
POCKET-PICKING		62
PURSE-SNATCHING		31
SHOPLIFTING		138
FROM MOTOR VEHICLES		369
MOTOR VEHICLES PARTS & ACC.		191
BICYCLES		399
FROM BUILDINGS		275
COIN-OP MACHINES		90
ALL OTHER		228
\$200 & OVER		331
\$ 50 TO \$200		773
UNDER \$50		679

AGGRAVATED ASSAULT		
OFFENSES	CLEARANCES	VALUE
85	68	---
CLASSIFICATION		OFFENSES
FIREARM		1
KNIFE, CUTTING INSTR.		13
OTHER DANGEROUS WEAPON		11
HANDS, FISTS, FEET, ETC.		60

MOTOR VEHICLE THEFT		
OFFENSES	CLEARANCES	VALUE
175	22	\$360,874.29
CLASSIFICATION		OFFENSES
AUTO		121
TRUCKS & BUSES		7
OTHER VEHICLES		47

OFFENSES	CLEARANCES	VALUE STOLEN	VALUE RECOVERED
GRAND TOTALS: 2,713	694	\$830,300.28	\$286,738.94

1979: OFFENSES KNOWN TO THE POLICE, CLEARANCES AND VALUE OF PROPERTY STOLEN

AGENCY: BROOKFIELD P.D.

POPULATION: 11,500

MURDER		
OFFENSES	CLEARANCES	VALUE
0	0	\$0

RAPE		
OFFENSES	CLEARANCES	VALUE
2	1	\$0

ROBBERY		
OFFENSES	CLEARANCES	VALUE
0	0	\$0
CLASSIFICATION		OFFENSES
HIGHWAY		
COMMERCIAL HOUSE		
GAS & SERVICE STATION		
CHAIN STORE		
RESIDENCE		
BANK		
MISCELLANEOUS		
ARMED		
STRONG-ARM		

BURGLARY		
OFFENSES	CLEARANCES	VALUE
63	21	\$36,680.12
CLASSIFICATION		OFFENSES
RESIDENCE NIGHT		1
RESIDENCE DAY		24
RESIDENCE UNKNOWN		9
NON-RESIDENCE NIGHT		25
NON-RESIDENCE DAY		
NON-RESIDENCE UNKNOWN		4
FORCIBLE ENTRY		59
UNLAWFUL ENTRY - NO FORCE		3
ATTEMPTED FORCIBLE ENTRY		1

LARCENY		
OFFENSES	CLEARANCES	VALUE
236	104	\$43,060.34
CLASSIFICATION		OFFENSES
POCKET-PICKING		
PURSE-SNATCHING		
SHOPLIFTING		98
FROM MOTOR VEHICLES		22
MOTOR VEHICLES PARTS & ACC.		22
BICYCLES		16
FROM BUILDINGS		27
COIN-OP MACHINES		1
ALL OTHER		50
\$200 & OVER		51
\$ 50 TO \$200		73
UNDER \$50		112

AGGRAVATED ASSAULT		
OFFENSES	CLEARANCES	VALUE
2	2	---
CLASSIFICATION		OFFENSES
FIREARM		1
KNIFE, CUTTING INSTR.		
OTHER DANGEROUS WEAPON		
HANDS, FISTS, FEET, ETC.		1

MOTOR VEHICLE THEFT		
OFFENSES	CLEARANCES	VALUE
14	3	\$35,475
CLASSIFICATION		OFFENSES
AUTO		10
TRUCKS & BUSES		2
OTHER VEHICLES		2

OFFENSES	CLEARANCES	VALUE STOLEN	VALUE RECOVERED
GRAND TOTALS: 317	131	\$115,215.46	\$30,565.64

1979: OFFENSES KNOWN TO THE POLICE, CLEARANCES AND VALUE OF PROPERTY STOLEN

AGENCY: CANTON P.D.

POPULATION: 7,500

MURDER		
OFFENSES	CLEARANCES	VALUE
0	0	\$0

RAPE		
OFFENSES	CLEARANCES	VALUE
0	0	\$0

ROBBERY		
OFFENSES	CLEARANCES	VALUE
0	0	\$0
CLASSIFICATION		OFFENSES
HIGHWAY		
COMMERCIAL HOUSE		
GAS & SERVICE STATION		
CHAIN STORE		
RESIDENCE		
BANK		
MISCELLANEOUS		
ARMED		
STRONG-ARM		

BURGLARY		
OFFENSES	CLEARANCES	VALUE
50	11	\$13,543
CLASSIFICATION		OFFENSES
RESIDENCE NIGHT		6
RESIDENCE DAY		11
RESIDENCE UNKNOWN		9
NON-RESIDENCE NIGHT		19
NON-RESIDENCE DAY		3
NON-RESIDENCE UNKNOWN		2
FORCIBLE ENTRY		26
UNLAWFUL ENTRY - NO FORCE		16
ATTEMPTED FORCIBLE ENTRY		8

LARCENY		
OFFENSES	CLEARANCES	VALUE
195	29	\$28,263
CLASSIFICATION		OFFENSES
POCKET-PICKING		1
PURSE-SNATCHING		4
SHOPLIFTING		3
FROM MOTOR VEHICLES		56
MOTOR VEHICLES PARTS & ACC.		25
BICYCLES		12
FROM BUILDINGS		46
COIN-OP MACHINES		6
ALL OTHER		42
\$200 & OVER		41
\$ 50 TO \$200		61
UNDER \$50		93

AGGRAVATED ASSAULT		
OFFENSES	CLEARANCES	VALUE
5	5	----
CLASSIFICATION		OFFENSES
FIREARM		
KNIFE, CUTTING INSTR.		
OTHER DANGEROUS WEAPON		3
HANDS, FISTS, FEET, ETC.		2

MOTOR VEHICLE THEFT		
OFFENSES	CLEARANCES	VALUE
14	7	\$18,825
CLASSIFICATION		OFFENSES
AUTO		10
TRUCKS & BUSES		1
OTHER VEHICLES		3

	OFFENSES	CLEARANCES	VALUE STOLEN	VALUE RECOVERED
GRAND TOTALS:	264	52	\$60,631	\$17,660.50

1979: OFFENSES KNOWN TO THE POLICE, CLEARANCES AND VALUE OF PROPERTY STOLEN

AGENCY: CHESHIRE P.D.

POPULATION: 21,700

MURDER		
OFFENSES	CLEARANCES	VALUE
0	0	\$0

RAPE		
OFFENSES	CLEARANCES	VALUE
0	0	\$0

ROBBERY		
OFFENSES	CLEARANCES	VALUE
3	2	\$658
CLASSIFICATION		OFFENSES
HIGHWAY		1
COMMERCIAL HOUSE		
GAS & SERVICE STATION		1
CHAIN STORE		1
RESIDENCE		
BANK		
MISCELLANEOUS		
ARMED		1
STRONG-ARM		2

BURGLARY		
OFFENSES	CLEARANCES	VALUE
166	17	\$81,369
CLASSIFICATION		OFFENSES
RESIDENCE NIGHT		43
RESIDENCE DAY		24
RESIDENCE UNKNOWN		60
NON-RESIDENCE NIGHT		24
NON-RESIDENCE DAY		2
NON-RESIDENCE UNKNOWN		13
FORCIBLE ENTRY		76
UNLAWFUL ENTRY - NO FORCE		46
ATTEMPTED FORCIBLE ENTRY		44

LARCENY		
OFFENSES	CLEARANCES	VALUE
319	46	\$75,557
CLASSIFICATION		OFFENSES
POCKET-PICKING		
PURSE-SNATCHING		
SHOPLIFTING		11
FROM MOTOR VEHICLES		89
MOTOR VEHICLES PARTS & ACC.		31
BICYCLES		49
FROM BUILDINGS		37
COIN-OP MACHINES		
ALL OTHER		102
\$200 & OVER		95
\$ 50 TO \$200		124
UNDER \$50		100

AGGRAVATED ASSAULT		
OFFENSES	CLEARANCES	VALUE
10	8	---
CLASSIFICATION		OFFENSES
FIREARM		
KNIFE, CUTTING INSTR.		3
OTHER DANGEROUS WEAPON		3
HANDS, FISTS, FEET, ETC.		4

MOTOR VEHICLE THEFT		
OFFENSES	CLEARANCES	VALUE
24	9	\$70,400
CLASSIFICATION		OFFENSES
AUTO		17
TRUCKS & BUSES		
OTHER VEHICLES		7

	OFFENSES	CLEARANCES	VALUE STOLEN	VALUE RECOVERED
GRAND TOTALS:	522	82	\$227,984	\$140,262

1979: OFFENSES KNOWN TO THE POLICE, CLEARANCES AND VALUE OF PROPERTY STOLEN

AGENCY: CLINTON P.D.

POPULATION: 11,200

<u>MURDER</u>		
OFFENSES	CLEARANCES	VALUE
0	0	\$0

<u>RAPE</u>		
OFFENSES	CLEARANCES	VALUE
0	0	\$0

<u>ROBBERY</u>		
OFFENSES	CLEARANCES	VALUE
2	1	\$8,560
CLASSIFICATION		OFFENSES
HIGHWAY		
COMMERCIAL HOUSE		2
GAS & SERVICE STATION		
CHAIN STORE		
RESIDENCE		
BANK		
MISCELLANEOUS		
ARMED		2
STRONG-ARM		

<u>BURGLARY</u>		
OFFENSES	CLEARANCES	VALUE
71	12	\$34,478
CLASSIFICATION		OFFENSES
RESIDENCE NIGHT		8
RESIDENCE DAY		15
RESIDENCE UNKNOWN		29
NON-RESIDENCE NIGHT		8
NON-RESIDENCE DAY		5
NON-RESIDENCE UNKNOWN		6
FORCIBLE ENTRY		53
UNLAWFUL ENTRY - NO FORCE		15
ATTEMPTED FORCIBLE ENTRY		3

<u>LARCENY</u>		
OFFENSES	CLEARANCES	VALUE
163	56	\$52,119
CLASSIFICATION		OFFENSES
POCKET-PICKING		1
PURSE-SNATCHING		2
SHOPLIFTING		3
FROM MOTOR VEHICLES		13
MOTOR VEHICLES PARTS & ACC.		28
BICYCLES		11
FROM BUILDINGS		28
COIN-OP MACHINES		2
ALL OTHER		75
\$200 & OVER		63
\$ 50 TO \$200		57
UNDER \$50		43

<u>AGGRAVATED ASSAULT</u>		
OFFENSES	CLEARANCES	VALUE
0	0	---
CLASSIFICATION		OFFENSES
FIREARM		
KNIFE, CUTTING INSTR.		
OTHER DANGEROUS WEAPON		
HANDS, FISTS, FEET, ETC.		

<u>MOTOR VEHICLE THEFT</u>		
OFFENSES	CLEARANCES	VALUE
20	7	\$71,980
CLASSIFICATION		OFFENSES
AUTO		5
TRUCKS & BUSES		6
OTHER VEHICLES		9

	<u>OFFENSES</u>	<u>CLEARANCES</u>	<u>VALUE STOLEN</u>	<u>VALUE RECOVERED</u>
GRAND TOTALS:	256	76	\$167,137	\$41,464

1979: OFFENSES KNOWN TO THE POLICE, CLEARANCES AND VALUE OF PROPERTY STOLEN

AGENCY: COVENTRY P.D.

POPULATION: 8,600

<u>MURDER</u>		
OFFENSES	CLEARANCES	VALUE
0	0	\$0

<u>RAPE</u>		
OFFENSES	CLEARANCES	VALUE
0	0	\$0

<u>ROBBERY</u>		
OFFENSES	CLEARANCES	VALUE
1	0	\$1,000
CLASSIFICATION		OFFENSES
HIGHWAY		
COMMERCIAL HOUSE		
GAS & SERVICE STATION		1
CHAIN STORE		
RESIDENCE		
BANK		
MISCELLANEOUS		
ARMED		1
STRONG-ARM		

<u>BURGLARY</u>		
OFFENSES	CLEARANCES	VALUE
87	13	\$18,079
CLASSIFICATION		OFFENSES
RESIDENCE NIGHT		15
RESIDENCE DAY		18
RESIDENCE UNKNOWN		34
NON-RESIDENCE NIGHT		17
NON-RESIDENCE DAY		
NON-RESIDENCE UNKNOWN		3
FORCIBLE ENTRY		62
UNLAWFUL ENTRY - NO FORCE		21
ATTEMPTED FORCIBLE ENTRY		4

<u>LARCENY</u>		
OFFENSES	CLEARANCES	VALUE
99	8	\$32,768
CLASSIFICATION		OFFENSES
POCKET-PICKING		
PURSE-SNATCHING		2
SHOPLIFTING		27
FROM MOTOR VEHICLES		7
MOTOR VEHICLES PARTS & ACC.		6
BICYCLES		19
FROM BUILDINGS		1
COIN-OP MACHINES		37
ALL OTHER		
\$200 & OVER		40
\$ 50 TO \$200		21
UNDER \$50		38

<u>AGGRAVATED ASSAULT</u>		
OFFENSES	CLEARANCES	VALUE
2	0	---
CLASSIFICATION		OFFENSES
FIREARM		
KNIFE, CUTTING INSTR.		1
OTHER DANGEROUS WEAPON		1
HANDS, FISTS, FEET, ETC.		

<u>MOTOR VEHICLE THEFT</u>		
OFFENSES	CLEARANCES	VALUE
24	6	\$35,435
CLASSIFICATION		OFFENSES
AUTO		15
TRUCKS & BUSES		
OTHER VEHICLES		9

	<u>OFFENSES</u>	<u>CLEARANCES</u>	<u>VALUE STOLEN</u>	<u>VALUE RECOVERED</u>
GRAND TOTALS:	213	27	\$87,282	\$20,493

1979: OFFENSES KNOWN TO THE POLICE, CLEARANCES AND VALUE OF PROPERTY STOLEN

AGENCY: DANBURY P.D.

POPULATION: 57,700

<u>MURDER</u>		
OFFENSES	CLEARANCES	VALUE
0	0	\$0

<u>RAPE</u>		
OFFENSES	CLEARANCES	VALUE
26	15	\$0

<u>ROBBERY</u>		
OFFENSES	CLEARANCES	VALUE
32	15	\$20,856
CLASSIFICATION		OFFENSES
HIGHWAY		9
COMMERCIAL HOUSE		3
GAS & SERVICE STATION		2
CHAIN STORE		4
RESIDENCE		
BANK		2
MISCELLANEOUS		12
ARMED		23
STRONG-ARM		9

<u>BURGLARY</u>		
OFFENSES	CLEARANCES	VALUE
861	105	\$379,551
CLASSIFICATION		OFFENSES
RESIDENCE NIGHT		121
RESIDENCE DAY		217
RESIDENCE UNKNOWN		171
NON-RESIDENCE NIGHT		264
NON-RESIDENCE DAY		63
NON-RESIDENCE UNKNOWN		25
FORCIBLE ENTRY		688
UNLAWFUL ENTRY - NO FORCE		88
ATTEMPTED FORCIBLE ENTRY		85

<u>LARCENY</u>		
OFFENSES	CLEARANCES	VALUE
2,039	307	\$637,161
CLASSIFICATION		OFFENSES
POCKET-PICKING		20
PURSE-SNATCHING		17
SHOPLIFTING		167
FROM MOTOR VEHICLES		437
MOTOR VEHICLES PARTS & ACC.		436
BICYCLES		178
FROM BUILDINGS		386
COIN-OP MACHINES		4
ALL OTHER		394
\$200 & OVER		636
\$ 50 TO \$200		803
UNDER \$50		600

<u>AGGRAVATED ASSAULT</u>		
OFFENSES	CLEARANCES	VALUE
261	153	---
CLASSIFICATION		OFFENSES
FIREARM		6
KNIFE, CUTTING INSTR.		16
OTHER DANGEROUS WEAPON		12
HANDS, FISTS, FEET, ETC.		227

<u>MOTOR VEHICLE THEFT</u>		
OFFENSES	CLEARANCES	VALUE
341	2	\$695,107
CLASSIFICATION		OFFENSES
AUTO		246
TRUCKS & BUSES		23
OTHER VEHICLES		45

	<u>OFFENSES</u>	<u>CLEARANCES</u>	<u>VALUE STOLEN</u>	<u>VALUE RECOVERED</u>
GRAND TOTALS:	3,533	597	\$1,732,675	\$389,649

1979: OFFENSES KNOWN TO THE POLICE, CLEARANCES AND VALUE OF PROPERTY STOLEN

AGENCY: DANIELSON P.D.

POPULATION: 4,500

<u>MURDER</u>		
OFFENSES	CLEARANCES	VALUE
0	0	\$0

<u>RAPE</u>		
OFFENSES	CLEARANCES	VALUE
0	0	\$0

<u>ROBBERY</u>		
OFFENSES	CLEARANCES	VALUE
2	3	\$598.10
CLASSIFICATION		OFFENSES
HIGHWAY		2
COMMERCIAL HOUSE		
GAS & SERVICE STATION		
CHAIN STORE		
RESIDENCE		
BANK		
MISCELLANEOUS		
ARMED		
STRONG-ARM		2

<u>BURGLARY</u>		
OFFENSES	CLEARANCES	VALUE
65	29	\$9,366.22
CLASSIFICATION		OFFENSES
RESIDENCE NIGHT		17
RESIDENCE DAY		6
RESIDENCE UNKNOWN		6
NON-RESIDENCE NIGHT		23
NON-RESIDENCE DAY		7
NON-RESIDENCE UNKNOWN		6
FORCIBLE ENTRY		31
UNLAWFUL ENTRY - NO FORCE		27
ATTEMPTED FORCIBLE ENTRY		7

<u>LARCENY</u>		
OFFENSES	CLEARANCES	VALUE
114	44	\$8,650.21
CLASSIFICATION		OFFENSES
POCKET-PICKING		
PURSE-SNATCHING		1
SHOPLIFTING		21
FROM MOTOR VEHICLES		24
MOTOR VEHICLES PARTS & ACC.		3
BICYCLES		33
FROM BUILDINGS		13
COIN-OP MACHINES		2
ALL OTHER		18
\$200 & OVER		7
\$ 50 TO \$200		58
UNDER \$50		49

<u>AGGRAVATED ASSAULT</u>		
OFFENSES	CLEARANCES	VALUE
17	16	---
CLASSIFICATION		OFFENSES
FIREARM		
KNIFE, CUTTING INSTR.		
OTHER DANGEROUS WEAPON		5
HANDS, FISTS, FEET, ETC.		12

<u>MOTOR VEHICLE THEFT</u>		
OFFENSES	CLEARANCES	VALUE
24	9	\$43,836.98
CLASSIFICATION		OFFENSES
AUTO		19
TRUCKS & BUSES		1
OTHER VEHICLES		4

	<u>OFFENSES</u>	<u>CLEARANCES</u>	<u>VALUE STOLEN</u>	<u>VALUE RECOVERED</u>
GRAND TOTALS:	222	101	\$62,451.51	\$50,780.45

1979: OFFENSES KNOWN TO THE POLICE, CLEARANCES AND VALUE OF PROPERTY STOLEN

AGENCY: DARIEN P.D.

POPULATION: 22,800

MURDER		
OFFENSES	CLEARANCES	VALUE
0	0	\$0

RAPE		
OFFENSES	CLEARANCES	VALUE
1	0	\$30

ROBBERY		
OFFENSES	CLEARANCES	VALUE
9	4	\$11,164.92
CLASSIFICATION		OFFENSES
HIGHWAY		4
COMMERCIAL HOUSE		1
GAS & SERVICE STATION		2
CHAIN STORE		1
RESIDENCE		1
BANK		1
MISCELLANEOUS		1
ARMED		6
STRONG-ARM		3

BURGLARY		
OFFENSES	CLEARANCES	VALUE
176	20	\$195,821.88
CLASSIFICATION		OFFENSES
RESIDENCE NIGHT		30
RESIDENCE DAY		66
RESIDENCE UNKNOWN		51
NON-RESIDENCE NIGHT		11
NON-RESIDENCE DAY		5
NON-RESIDENCE UNKNOWN		13
FORCIBLE ENTRY		115
UNLAWFUL ENTRY - NO FORCE		57
ATTEMPTED FORCIBLE ENTRY		4

LARCENY		
OFFENSES	CLEARANCES	VALUE
484	45	\$197,171.16
CLASSIFICATION		OFFENSES
POCKET-PICKING		5
PURSE-SNATCHING		8
SHOPLIFTING		62
FROM MOTOR VEHICLES		69
MOTOR VEHICLES PARTS & ACC.		108
BICYCLES		133
FROM BUILDINGS		99
COIN-OP MACHINES		
ALL OTHER		
\$200 & OVER		137
\$ 50 TO \$200		218
UNDER \$50		129

AGGRAVATED ASSAULT		
OFFENSES	CLEARANCES	VALUE
12	10	---
CLASSIFICATION		OFFENSES
FIREARM		1
KNIFE, CUTTING INSTR.		
OTHER DANGEROUS WEAPON		11
HANDS, FISTS, FEET, ETC.		

MOTOR VEHICLE THEFT		
OFFENSES	CLEARANCES	VALUE
67	8	\$105,671
CLASSIFICATION		OFFENSES
AUTO		46
TRUCKS & BUSES		7
OTHER VEHICLES		14

OFFENSES	CLEARANCES	VALUE STOLEN	VALUE RECOVERED
GRAND TOTALS: 749	87	\$509,858.96	\$54,807.67

1979: OFFENSES KNOWN TO THE POLICE, CLEARANCES AND VALUE OF PROPERTY STOLEN

AGENCY: DERBY P.D.

POPULATION: 12,300

MURDER		
OFFENSES	CLEARANCES	VALUE
0	0	\$0

RAPE		
OFFENSES	CLEARANCES	VALUE
3	2	\$0

ROBBERY		
OFFENSES	CLEARANCES	VALUE
5	2	\$3,410
CLASSIFICATION		OFFENSES
HIGHWAY		1
COMMERCIAL HOUSE		1
GAS & SERVICE STATION		2
CHAIN STORE		1
RESIDENCE		1
BANK		
MISCELLANEOUS		
ARMED		4
STRONG-ARM		1

BURGLARY		
OFFENSES	CLEARANCES	VALUE
42	8	\$24,318
CLASSIFICATION		OFFENSES
RESIDENCE NIGHT		12
RESIDENCE DAY		12
RESIDENCE UNKNOWN		16
NON-RESIDENCE NIGHT		2
NON-RESIDENCE DAY		
NON-RESIDENCE UNKNOWN		
FORCIBLE ENTRY		24
UNLAWFUL ENTRY - NO FORCE		14
ATTEMPTED FORCIBLE ENTRY		4

LARCENY		
OFFENSES	CLEARANCES	VALUE
180	103	\$46,232
CLASSIFICATION		OFFENSES
POCKET-PICKING		2
PURSE-SNATCHING		6
SHOPLIFTING		77
FROM MOTOR VEHICLES		25
MOTOR VEHICLES PARTS & ACC.		5
BICYCLES		13
FROM BUILDINGS		49
COIN-OP MACHINES		1
ALL OTHER		2
\$200 & OVER		51
\$ 50 TO \$200		57
UNDER \$50		72

AGGRAVATED ASSAULT		
OFFENSES	CLEARANCES	VALUE
63	57	---
CLASSIFICATION		OFFENSES
FIREARM		1
KNIFE, CUTTING INSTR.		3
OTHER DANGEROUS WEAPON		3
HANDS, FISTS, FEET, ETC.		56

MOTOR VEHICLE THEFT		
OFFENSES	CLEARANCES	VALUE
49	13	\$133,600
CLASSIFICATION		OFFENSES
AUTO		36
TRUCKS & BUSES		8
OTHER VEHICLES		5

OFFENSES	CLEARANCES	VALUE STOLEN	VALUE RECOVERED
GRAND TOTALS: 342	185	\$207,560	\$102,004

1979: OFFENSES KNOWN TO THE POLICE, CLEARANCES AND VALUE OF PROPERTY STOLEN

AGENCY: EAST HAMPTON P.D.

POPULATION: 8,300

<u>MURDER</u>		
OFFENSES	CLEARANCES	VALUE
0	0	\$0

<u>RAPE</u>		
OFFENSES	CLEARANCES	VALUE
0	0	\$0

<u>ROBBERY</u>		
OFFENSES	CLEARANCES	VALUE
2	2	\$415
CLASSIFICATION	OFFENSES	
HIGHWAY		
COMMERCIAL HOUSE	1	
GAS & SERVICE STATION		
CHAIN STORE	1	
RESIDENCE		
BANK		
MISCELLANEOUS		
ARMED		
STRONG-ARM	2	

<u>BURGLARY</u>		
OFFENSES	CLEARANCES	VALUE
32	10	\$8,760
CLASSIFICATION	OFFENSES	
RESIDENCE NIGHT	9	
RESIDENCE DAY	10	
RESIDENCE UNKNOWN	7	
NON-RESIDENCE NIGHT	6	
NON-RESIDENCE DAY		
NON-RESIDENCE UNKNOWN		
FORCIBLE ENTRY		
UNLAWFUL ENTRY - NO FORCE	6	
ATTEMPTED FORCIBLE ENTRY		

<u>LARCENY</u>		
OFFENSES	CLEARANCES	VALUE
130	34	\$47,403.13
CLASSIFICATION	OFFENSES	
POCKET-PICKING		
PURSE-SNATCHING	1	
SHOPLIFTING	5	
FROM MOTOR VEHICLES	38	
MOTOR VEHICLES PARTS & ACC.	2	
BICYCLES	7	
FROM BUILDINGS	44	
COIN-OP MACHINES		
ALL OTHER	33	
\$200 & OVER 52		
\$ 50 TO \$200 40		
UNDER \$50 38		

<u>AGGRAVATED ASSAULT</u>		
OFFENSES	CLEARANCES	VALUE
5	0	---
CLASSIFICATION	OFFENSES	
FIREARM		
KNIFE, CUTTING INSTR.	1	
OTHER DANGEROUS WEAPON		
HANDS, FISTS, FEET, ETC.	4	

<u>MOTOR VEHICLE THEFT</u>		
OFFENSES	CLEARANCES	VALUE
17	4	\$23,450
CLASSIFICATION	OFFENSES	
AUTO	4	
TRUCKS & BUSES	4	
OTHER VEHICLES	9	

	<u>OFFENSES</u>	<u>CLEARANCES</u>	<u>VALUE STOLEN</u>	<u>VALUE RECOVERED</u>
GRAND TOTALS:	186	50	\$80,028.13	\$22,808.75

1979: OFFENSES KNOWN TO THE POLICE, CLEARANCES AND VALUE OF PROPERTY STOLEN

AGENCY: EAST HARTFORD P.D.

POPULATION: 54,200

<u>MURDER</u>		
OFFENSES	CLEARANCES	VALUE
3	2	\$0

<u>RAPE</u>		
OFFENSES	CLEARANCES	VALUE
17	11	\$0

<u>ROBBERY</u>		
OFFENSES	CLEARANCES	VALUE
71	13	\$113,650.79
CLASSIFICATION	OFFENSES	
HIGHWAY	19	
COMMERCIAL HOUSE	9	
GAS & SERVICE STATION	4	
CHAIN STORE	27	
RESIDENCE	7	
BANK	1	
MISCELLANEOUS	4	
ARMED		
STRONG-ARM	52	
	19	

<u>BURGLARY</u>		
OFFENSES	CLEARANCES	VALUE
747	81	\$252,673.92
CLASSIFICATION	OFFENSES	
RESIDENCE NIGHT	149	
RESIDENCE DAY	239	
RESIDENCE UNKNOWN	107	
NON-RESIDENCE NIGHT	167	
NON-RESIDENCE DAY	21	
NON-RESIDENCE UNKNOWN	64	
FORCIBLE ENTRY		
UNLAWFUL ENTRY - NO FORCE	495	
ATTEMPTED FORCIBLE ENTRY	157	
	95	

<u>LARCENY</u>		
OFFENSES	CLEARANCES	VALUE
2,262	437	\$421,201.26
CLASSIFICATION	OFFENSES	
POCKET-PICKING		
PURSE-SNATCHING	2	
SHOPLIFTING	253	
FROM MOTOR VEHICLES	245	
MOTOR VEHICLES PARTS & ACC.	741	
BICYCLES	359	
FROM BUILDINGS	443	
COIN-OP MACHINES	6	
ALL OTHER	213	
\$200 & OVER 446		
\$ 50 TO \$200 778		
UNDER \$50 1,038		

<u>AGGRAVATED ASSAULT</u>		
OFFENSES	CLEARANCES	VALUE
63	45	---
CLASSIFICATION	OFFENSES	
FIREARM	2	
KNIFE, CUTTING INSTR.	12	
OTHER DANGEROUS WEAPON	7	
HANDS, FISTS, FEET, ETC.	42	

<u>MOTOR VEHICLE THEFT</u>		
OFFENSES	CLEARANCES	VALUE
523	47	\$1,023,870.45
CLASSIFICATION	OFFENSES	
AUTO	430	
TRUCKS & BUSES	35	
OTHER VEHICLES	58	

	<u>OFFENSES</u>	<u>CLEARANCES</u>	<u>VALUE STOLEN</u>	<u>VALUE RECOVERED</u>
GRAND TOTALS:	3,686	636	\$1,811,396.42	\$965,904.60

1979: OFFENSES KNOWN TO THE POLICE, CLEARANCES AND VALUE OF PROPERTY STOLEN

AGENCY: EAST HAVEN P.D.*

POPULATION: 24,300

MURDER		
OFFENSES	CLEARANCES	VALUE
0	0	\$0

RAPE		
OFFENSES	CLEARANCES	VALUE
0	0	\$0

ROBBERY		
OFFENSES	CLEARANCES	VALUE
11	3	\$5,470
CLASSIFICATION		OFFENSES
HIGHWAY		8
COMMERCIAL HOUSE		1
GAS & SERVICE STATION		
CHAIN STORE		1
RESIDENCE		
BANK		
MISCELLANEOUS		1
ARMED		7
STRONG-ARM		4

BURGLARY		
OFFENSES	CLEARANCES	VALUE
103	16	\$51,720
CLASSIFICATION		OFFENSES
RESIDENCE NIGHT		22
RESIDENCE DAY		33
RESIDENCE UNKNOWN		15
NON-RESIDENCE NIGHT		21
NON-RESIDENCE DAY		
NON-RESIDENCE UNKNOWN		12
FORCIBLE ENTRY		84
UNLAWFUL ENTRY - NO FORCE		2
ATTEMPTED FORCIBLE ENTRY		17

LARCENY		
OFFENSES	CLEARANCES	VALUE
191	126	\$37,739
CLASSIFICATION		OFFENSES
POCKET-PICKING		
PURSE-SNATCHING		3
SHOPLIFTING		51
FROM MOTOR VEHICLES		29
MOTOR VEHICLES PARTS & ACC.		45
BICYCLES		16
FROM BUILDINGS		33
COIN-OP MACHINES		
ALL OTHER		14
\$200 & OVER		42
\$ 50 TO \$200		91
UNDER \$50		58

AGGRAVATED ASSAULT		
OFFENSES	CLEARANCES	VALUE
9	9	---
CLASSIFICATION		OFFENSES
FIREARM		
KNIFE, CUTTING INSTR.		
OTHER DANGEROUS WEAPON		
HANDS, FISTS, FEET, ETC.		9

MOTOR VEHICLE THEFT		
OFFENSES	CLEARANCES	VALUE
32	1	\$69,700
CLASSIFICATION		OFFENSES
AUTO		28
TRUCKS & BUSES		1
OTHER VEHICLES		3

OFFENSES CLEARANCES VALUE STOLEN VALUE RECOVERED

GRAND TOTALS: 346 155 \$164,629 \$68,975

*The above figures represent the last quarter of 1979 only.

1979: OFFENSES KNOWN TO THE POLICE, CLEARANCES AND VALUE OF PROPERTY STOLEN

AGENCY: EAST WINDSOR P.D.*

POPULATION: 9,100

MURDER		
OFFENSES	CLEARANCES	VALUE
0	0	\$0

RAPE		
OFFENSES	CLEARANCES	VALUE
0	0	\$0

ROBBERY		
OFFENSES	CLEARANCES	VALUE
6	1	\$805.92
CLASSIFICATION		OFFENSES
HIGHWAY		3
COMMERCIAL HOUSE		
GAS & SERVICE STATION		
CHAIN STORE		2
RESIDENCE		
BANK		
MISCELLANEOUS		1
ARMED		3
STRONG-ARM		3

BURGLARY		
OFFENSES	CLEARANCES	VALUE
39	15	\$11,019.59
CLASSIFICATION		OFFENSES
RESIDENCE NIGHT		22
RESIDENCE DAY		1
RESIDENCE UNKNOWN		
NON-RESIDENCE NIGHT		15
NON-RESIDENCE DAY		
NON-RESIDENCE UNKNOWN		1
FORCIBLE ENTRY		39
UNLAWFUL ENTRY - NO FORCE		
ATTEMPTED FORCIBLE ENTRY		

LARCENY		
OFFENSES	CLEARANCES	VALUE
145	24	\$44,446.95
CLASSIFICATION		OFFENSES
POCKET-PICKING		
PURSE-SNATCHING		
SHOPLIFTING		3
FROM MOTOR VEHICLES		12
MOTOR VEHICLES PARTS & ACC.		6
BICYCLES		7
FROM BUILDINGS		10
COIN-OP MACHINES		
ALL OTHER		107
\$200 & OVER		56
\$ 50 TO \$200		55
UNDER \$50		34

AGGRAVATED ASSAULT		
OFFENSES	CLEARANCES	VALUE
4	4	---
CLASSIFICATION		OFFENSES
FIREARM		
KNIFE, CUTTING INSTR.		
OTHER DANGEROUS WEAPON		
HANDS, FISTS, FEET, ETC.		4

MOTOR VEHICLE THEFT		
OFFENSES	CLEARANCES	VALUE
20	3	\$54,210
CLASSIFICATION		OFFENSES
AUTO		15
TRUCKS & BUSES		1
OTHER VEHICLES		4

OFFENSES CLEARANCES VALUE STOLEN VALUE RECOVERED

GRAND TOTALS: 214 47 \$110,482.46 \$5,711.83

*The above figures represent 6 months of 1979 UCR Returns only.

1979: OFFENSES KNOWN TO THE POLICE, CLEARANCES AND VALUE OF PROPERTY STOLEN

AGENCY: EASTON P.D.

POPULATION: 6,200

MURDER		
OFFENSES	CLEARANCES	VALUE
1	1	\$0

RAPE		
OFFENSES	CLEARANCES	VALUE
0	0	\$0

ROBBERY		
OFFENSES	CLEARANCES	VALUE
3	0	\$730
CLASSIFICATION		OFFENSES
HIGHWAY		2
COMMERCIAL HOUSE		
GAS & SERVICE STATION		
CHAIN STORE		
RESIDENCE		1
BANK		
MISCELLANEOUS		
ARMED		1
STRONG-ARM		2

BURGLARY		
OFFENSES	CLEARANCES	VALUE
82	8	\$164,331
CLASSIFICATION		OFFENSES
RESIDENCE NIGHT		24
RESIDENCE DAY		35
RESIDENCE UNKNOWN		19
NON-RESIDENCE NIGHT		2
NON-RESIDENCE DAY		1
NON-RESIDENCE UNKNOWN		1
FORCIBLE ENTRY		52
UNLAWFUL ENTRY - NO FORCE		27
ATTEMPTED FORCIBLE ENTRY		3

LARCENY		
OFFENSES	CLEARANCES	VALUE
100	14	\$25,463
CLASSIFICATION		OFFENSES
POCKET-PICKING		
PURSE-SNATCHING		
SHOPLIFTING		
FROM MOTOR VEHICLES		17
MOTOR VEHICLES PARTS & ACC.		14
BICYCLES		6
FROM BUILDINGS		13
COIN-OP MACHINES		
ALL OTHER		50
\$200 & OVER		40
\$ 50 TO \$200		30
UNDER \$50		30

AGGRAVATED ASSAULT		
OFFENSES	CLEARANCES	VALUE
1	1	---
CLASSIFICATION		OFFENSES
FIREARM		
KNIFE, CUTTING INSTR.		
OTHER DANGEROUS WEAPON		
HANDS, FISTS, FEET, ETC.		1

MOTOR VEHICLE THEFT		
OFFENSES	CLEARANCES	VALUE
2	0	\$2,800
CLASSIFICATION		OFFENSES
AUTO		
TRUCKS & BUSES		
OTHER VEHICLES		2

OFFENSES CLEARANCES VALUE STOLEN VALUE RECOVERED

GRAND TOTALS: 189 24 \$193,324 \$3,478

1979: OFFENSES KNOWN TO THE POLICE, CLEARANCES AND VALUE OF PROPERTY STOLEN

AGENCY: ENFIELD P.D.

POPULATION: 45,300

MURDER		
OFFENSES	CLEARANCES	VALUE
0	0	\$0

RAPE		
OFFENSES	CLEARANCES	VALUE
1	1	\$0

ROBBERY		
OFFENSES	CLEARANCES	VALUE
17	10	\$6,948.81
CLASSIFICATION		OFFENSES
HIGHWAY		12
COMMERCIAL HOUSE		5
GAS & SERVICE STATION		
CHAIN STORE		
RESIDENCE		
BANK		
MISCELLANEOUS		
ARMED		7
STRONG-ARM		10

BURGLARY		
OFFENSES	CLEARANCES	VALUE
551	66	\$212,288.44
CLASSIFICATION		OFFENSES
RESIDENCE NIGHT		150
RESIDENCE DAY		107
RESIDENCE UNKNOWN		85
NON-RESIDENCE NIGHT		147
NON-RESIDENCE DAY		8
NON-RESIDENCE UNKNOWN		54
FORCIBLE ENTRY		378
UNLAWFUL ENTRY - NO FORCE		110
ATTEMPTED FORCIBLE ENTRY		63

LARCENY		
OFFENSES	CLEARANCES	VALUE
1,450	406	\$286,323.54
CLASSIFICATION		OFFENSES
POCKET-PICKING		55
PURSE-SNATCHING		
SHOPLIFTING		
FROM MOTOR VEHICLES		315
MOTOR VEHICLES PARTS & ACC.		161
BICYCLES		356
FROM BUILDINGS		202
COIN-OP MACHINES		78
ALL OTHER		5
\$200 & OVER		264
\$ 50 TO \$200		509
UNDER \$50		677

AGGRAVATED ASSAULT		
OFFENSES	CLEARANCES	VALUE
21	16	---
CLASSIFICATION		OFFENSES
FIREARM		
KNIFE, CUTTING INSTR.		3
OTHER DANGEROUS WEAPON		8
HANDS, FISTS, FEET, ETC.		10

MOTOR VEHICLE THEFT		
OFFENSES	CLEARANCES	VALUE
267	23	\$472,095.73
CLASSIFICATION		OFFENSES
AUTO		222
TRUCKS & BUSES		18
OTHER VEHICLES		27

OFFENSES CLEARANCES VALUE STOLEN VALUE RECOVERED

GRAND TOTALS: 2,307 522 \$977,656.52 \$385,535.82

1979: OFFENSES KNOWN TO THE POLICE, CLEARANCES AND VALUE OF PROPERTY STOLEN

AGENCY: FAIRFIELD P.D.*

POPULATION: 59,000

<u>MURDER</u>		
OFFENSES	CLEARANCES	VALUE

<u>RAPE</u>		
OFFENSES	CLEARANCES	VALUE

<u>ROBBERY</u>		
OFFENSES	CLEARANCES	VALUE
CLASSIFICATION		OFFENSES
HIGHWAY		
COMMERCIAL HOUSE		
GAS & SERVICE STATION		
CHAIN STORE		
RESIDENCE		
BANK		
MISCELLANEOUS		
ARMED		
STRONG-ARM		

<u>BURGLARY</u>		
OFFENSES	CLEARANCES	VALUE
CLASSIFICATION		OFFENSES
RESIDENCE NIGHT		
RESIDENCE DAY		
RESIDENCE UNKNOWN		
NON-RESIDENCE NIGHT		
NON-RESIDENCE DAY		
NON-RESIDENCE UNKNOWN		
FORCIBLE ENTRY		
UNLAWFUL ENTRY - NO FORCE		
ATTEMPTED FORCIBLE ENTRY		

<u>LARCENY</u>		
OFFENSES	CLEARANCES	VALUE
CLASSIFICATION		OFFENSES
POCKET-PICKING		
PURSE-SNATCHING		
SHOPLIFTING		
FROM MOTOR VEHICLES		
MOTOR VEHICLES PARTS & ACC.		
BICYCLES		
FROM BUILDINGS		
COIN-OP MACHINES		
ALL OTHER		
\$200 & OVER		
\$ 50 TO \$200		
UNDER \$50		

<u>AGGRAVATED ASSAULT</u>		
OFFENSES	CLEARANCES	VALUE
CLASSIFICATION		OFFENSES
FIREARM		
KNIFE, CUTTING INSTR.		
OTHER DANGEROUS WEAPON		
HANDS, FISTS, FEET, ETC.		

<u>MOTOR VEHICLE THEFT</u>		
OFFENSES	CLEARANCES	VALUE
CLASSIFICATION		OFFENSES
AUTO		
TRUCKS & BUSES		
OTHER VEHICLES		

OFFENSES CLEARANCES VALUE STOLEN VALUE RECOVERED

GRAND TOTALS:

*The Fairfield P.D. resumed UCR reporting in December, 1979. To avoid misinterpretation of data, Fairfield's crime figures for December are not presented here, however, the figures are included in the State Summary of Crime Data.

1979: OFFENSES KNOWN TO THE POLICE, CLEARANCES AND VALUE OF PROPERTY STOLEN

AGENCY: FARMINGTON P.D.

POPULATION: 16,100

<u>MURDER</u>		
OFFENSES	CLEARANCES	VALUE
0	0	\$0

<u>RAPE</u>		
OFFENSES	CLEARANCES	VALUE
0	0	\$0

<u>ROBBERY</u>		
OFFENSES	CLEARANCES	VALUE
7	2	\$56,626
CLASSIFICATION		OFFENSES
HIGHWAY		1
COMMERCIAL HOUSE		1
GAS & SERVICE STATION		1
CHAIN STORE		2
RESIDENCE		1
BANK		
MISCELLANEOUS		1
ARMED		4
STRONG-ARM		3

<u>BURGLARY</u>		
OFFENSES	CLEARANCES	VALUE
178	11	\$188,386
CLASSIFICATION		OFFENSES
RESIDENCE NIGHT		61
RESIDENCE DAY		34
RESIDENCE UNKNOWN		11
NON-RESIDENCE NIGHT		56
NON-RESIDENCE DAY		7
NON-RESIDENCE UNKNOWN		9
FORCIBLE ENTRY		105
UNLAWFUL ENTRY - NO FORCE		36
ATTEMPTED FORCIBLE ENTRY		37

<u>LARCENY</u>		
OFFENSES	CLEARANCES	VALUE
600	177	\$120,338
CLASSIFICATION		OFFENSES
POCKET-PICKING		17
PURSE-SNATCHING		13
SHOPLIFTING		196
FROM MOTOR VEHICLES		92
MOTOR VEHICLES PARTS & ACC.		67
BICYCLES		60
FROM BUILDINGS		29
COIN-OP MACHINES		1
ALL OTHER		125
\$200 & OVER		142
\$ 50 TO \$200		210
UNDER \$50		248

<u>AGGRAVATED ASSAULT</u>		
OFFENSES	CLEARANCES	VALUE
26	20	----
CLASSIFICATION		OFFENSES
FIREARM		1
KNIFE, CUTTING INSTR.		4
OTHER DANGEROUS WEAPON		2
HANDS, FISTS, FEET, ETC.		19

<u>MOTOR VEHICLE THEFT</u>		
OFFENSES	CLEARANCES	VALUE
79	7	\$226,336
CLASSIFICATION		OFFENSES
AUTO		67
TRUCKS & BUSES		1
OTHER VEHICLES		11

OFFENSES CLEARANCES VALUE STOLEN VALUE RECOVERED

GRAND TOTALS: 890 217 \$591,686 \$171,359

1979: OFFENSES KNOWN TO THE POLICE, CLEARANCES AND VALUE OF PROPERTY STOLEN

AGENCY: GLASTONBURY P.D.

POPULATION: 23,800

MURDER		
OFFENSES	CLEARANCES	VALUE
0	0	\$0

RAPE		
OFFENSES	CLEARANCES	VALUE
4	4	\$0

ROBBERY		
OFFENSES	CLEARANCES	VALUE
3	1	\$1,526.56
CLASSIFICATION		OFFENSES
HIGHWAY		
COMMERCIAL HOUSE		
GAS & SERVICE STATION		
CHAIN STORE		1
RESIDENCE		
BANK		
MISCELLANEOUS		2
ARMED		
STRONG-ARM		3

BURGLARY		
OFFENSES	CLEARANCES	VALUE
222	36	\$109,592.40
CLASSIFICATION		OFFENSES
RESIDENCE NIGHT		30
RESIDENCE DAY		39
RESIDENCE UNKNOWN		49
NON-RESIDENCE NIGHT		62
NON-RESIDENCE DAY		8
NON-RESIDENCE UNKNOWN		34
FORCIBLE ENTRY		129
UNLAWFUL ENTRY - NO FORCE		70
ATTEMPTED FORCIBLE ENTRY		23

LARCENY		
OFFENSES	CLEARANCES	VALUE
706	60	\$134,413.97
CLASSIFICATION		OFFENSES
POCKET-PICKING		2
PURSE-SNATCHING		2
SHOPLIFTING		28
FROM MOTOR VEHICLES		164
MOTOR VEHICLES PARTS & ACC.		55
BICYCLES		116
FROM BUILDINGS		119
COIN-OP MACHINES		5
ALL OTHER		215
\$200 & OVER		142
\$ 50 TO \$200		243
UNDER \$50		321

AGGRAVATED ASSAULT		
OFFENSES	CLEARANCES	VALUE
58	33	---
CLASSIFICATION		OFFENSES
FIREARM		10
KNIFE, CUTTING INSTR.		4
OTHER DANGEROUS WEAPON		10
HANDS, FISTS, FEET, ETC.		34

MOTOR VEHICLE THEFT		
OFFENSES	CLEARANCES	VALUE
62	14	\$73,673.73
CLASSIFICATION		OFFENSES
AUTO		33
TRUCKS & BUSES		4
OTHER VEHICLES		25

	OFFENSES	CLEARANCES	VALUE STOLEN	VALUE RECOVERED
GRAND TOTALS:	1,055	148	\$319,206.66	\$42,441.22

1979: OFFENSES KNOWN TO THE POLICE, CLEARANCES AND VALUE OF PROPERTY STOLEN

AGENCY: GRANBY P.D.*

POPULATION: 7,100

MURDER		
OFFENSES	CLEARANCES	VALUE
0	0	\$0

RAPE		
OFFENSES	CLEARANCES	VALUE
0	0	\$0

ROBBERY		
OFFENSES	CLEARANCES	VALUE
0	0	\$0
CLASSIFICATION		OFFENSES
HIGHWAY		
COMMERCIAL HOUSE		
GAS & SERVICE STATION		
CHAIN STORE		
RESIDENCE		
BANK		
MISCELLANEOUS		
ARMED		
STRONG-ARM		

BURGLARY		
OFFENSES	CLEARANCES	VALUE
24	3	\$6,528.25
CLASSIFICATION		OFFENSES
RESIDENCE NIGHT		
RESIDENCE DAY		8
RESIDENCE UNKNOWN		3
NON-RESIDENCE NIGHT		9
NON-RESIDENCE DAY		1
NON-RESIDENCE UNKNOWN		3
FORCIBLE ENTRY		18
UNLAWFUL ENTRY - NO FORCE		4
ATTEMPTED FORCIBLE ENTRY		2

LARCENY		
OFFENSES	CLEARANCES	VALUE
46	2	\$11,451
CLASSIFICATION		OFFENSES
POCKET-PICKING		1
PURSE-SNATCHING		
SHOPLIFTING		
FROM MOTOR VEHICLES		1
MOTOR VEHICLES PARTS & ACC.		11
BICYCLES		3
FROM BUILDINGS		2
COIN-OP MACHINES		
ALL OTHER		28
\$200 & OVER		16
\$ 50 TO \$200		16
UNDER \$50		14

AGGRAVATED ASSAULT		
OFFENSES	CLEARANCES	VALUE
0	0	---
CLASSIFICATION		OFFENSES
FIREARM		
KNIFE, CUTTING INSTR.		
OTHER DANGEROUS WEAPON		
HANDS, FISTS, FEET, ETC.		

MOTOR VEHICLE THEFT		
OFFENSES	CLEARANCES	VALUE
3	0	\$1,700
CLASSIFICATION		OFFENSES
AUTO		
TRUCKS & BUSES		
OTHER VEHICLES		3

	OFFENSES	CLEARANCES	VALUE STOLEN	VALUE RECOVERED
GRAND TOTALS:	73	5	\$19,679.25	\$1,397

*The above figures represent 7 months of 1979 UCR Returns only.

1979: OFFENSES KNOWN TO THE POLICE, CLEARANCES AND VALUE OF PROPERTY STOLEN

AGENCY: GREENWICH P.D.

POPULATION: 63,800

1979: OFFENSES KNOWN TO THE POLICE, CLEARANCES AND VALUE OF PROPERTY STOLEN

AGENCY: GROTON CITY P.D.

POPULATION: 10,000

MURDER		
OFFENSES	CLEARANCES	VALUE
0	0	\$0

RAPE		
OFFENSES	CLEARANCES	VALUE
5	4	\$20

MURDER		
OFFENSES	CLEARANCES	VALUE
1	1	\$0

RAPE		
OFFENSES	CLEARANCES	VALUE
1	1	\$0

ROBBERY		
OFFENSES	CLEARANCES	VALUE
18	6	\$61,656.75
CLASSIFICATION		
HIGHWAY	4	
COMMERCIAL HOUSE	3	
GAS & SERVICE STATION		
CHAIN STORE	4	
RESIDENCE	3	
BANK	4	
MISCELLANEOUS		
ARMED	13	
STRONG-ARM	5	

BURGLARY		
OFFENSES	CLEARANCES	VALUE
567	79	\$1,004,070.94
CLASSIFICATION		
RESIDENCE NIGHT	89	
RESIDENCE DAY	236	
RESIDENCE UNKNOWN	22	
NON-RESIDENCE NIGHT	209	
NON-RESIDENCE DAY	8	
NON-RESIDENCE UNKNOWN	3	
FORCIBLE ENTRY	375	
UNLAWFUL ENTRY - NO FORCE	131	
ATTEMPTED FORCIBLE ENTRY	61	

ROBBERY		
OFFENSES	CLEARANCES	VALUE
5	4	\$862
CLASSIFICATION		
HIGHWAY	2	
COMMERCIAL HOUSE	2	
GAS & SERVICE STATION		
CHAIN STORE		
RESIDENCE		
BANK		
MISCELLANEOUS	1	
ARMED	5	
STRONG-ARM		

BURGLARY		
OFFENSES	CLEARANCES	VALUE
140	27	\$27,661
CLASSIFICATION		
RESIDENCE NIGHT	39	
RESIDENCE DAY	38	
RESIDENCE UNKNOWN	34	
NON-RESIDENCE NIGHT	24	
NON-RESIDENCE DAY	1	
NON-RESIDENCE UNKNOWN	4	
FORCIBLE ENTRY	52	
UNLAWFUL ENTRY - NO FORCE	62	
ATTEMPTED FORCIBLE ENTRY	26	

LARCENY		
OFFENSES	CLEARANCES	VALUE
1,467	122	\$500,851.47
CLASSIFICATION		
POCKET-PICKING	2	
PURSE-SNATCHING	4	
SHOPLIFTING	80	
FROM MOTOR VEHICLES	196	
MOTOR VEHICLES PARTS & ACC.	236	
BICYCLES	237	
FROM BUILDINGS	402	
COIN-OP MACHINES	12	
ALL OTHER	298	
\$200 & OVER	445	
\$ 50 TO \$200	546	
UNDER \$50	476	

AGGRAVATED ASSAULT		
OFFENSES	CLEARANCES	VALUE
38	33	---
CLASSIFICATION		
FIREARM	4	
KNIFE, CUTTING INSTR.	8	
OTHER DANGEROUS WEAPON	8	
HANDS, FISTS, FEET, ETC.	18	

LARCENY		
OFFENSES	CLEARANCES	VALUE
350	56	\$54,921
CLASSIFICATION		
POCKET-PICKING		
PURSE-SNATCHING		
SHOPLIFTING	11	
FROM MOTOR VEHICLES	78	
MOTOR VEHICLES PARTS & ACC.	92	
BICYCLES	49	
FROM BUILDINGS	57	
COIN-OP MACHINES	9	
ALL OTHER	54	
\$200 & OVER	63	
\$ 50 TO \$200	117	
UNDER \$50	170	

AGGRAVATED ASSAULT		
OFFENSES	CLEARANCES	VALUE
13	12	---
CLASSIFICATION		
FIREARM	2	
KNIFE, CUTTING INSTR.	6	
OTHER DANGEROUS WEAPON	2	
HANDS, FISTS, FEET, ETC.	3	

MOTOR VEHICLE THEFT		
OFFENSES	CLEARANCES	VALUE
230	25	\$621,005.19
CLASSIFICATION		
AUTO	190	
TRUCKS & BUSES	9	
OTHER VEHICLES	31	

MOTOR VEHICLE THEFT		
OFFENSES	CLEARANCES	VALUE
39	10	\$57,100
CLASSIFICATION		
AUTO	19	
TRUCKS & BUSES	3	
OTHER VEHICLES	17	

OFFENSES	CLEARANCES	VALUE STOLEN	VALUE RECOVERED
2,325	269	\$2,187,604.35	\$584,115.20
GRAND TOTALS:			

OFFENSES	CLEARANCES	VALUE STOLEN	VALUE RECOVERED
549	111	\$140,544	\$34,562
GRAND TOTALS:			

1979: OFFENSES KNOWN TO THE POLICE, CLEARANCES AND VALUE OF PROPERTY STOLEN

AGENCY: GROTON LONG POINT P.D.

POPULATION: 1,000

MURDER		
OFFENSES	CLEARANCES	VALUE
0	0	\$0

RAPE		
OFFENSES	CLEARANCES	VALUE
0	0	\$0

ROBBERY		
OFFENSES	CLEARANCES	VALUE
0	0	\$0
CLASSIFICATION		OFFENSES
HIGHWAY		
COMMERCIAL HOUSE		
GAS & SERVICE STATION		
CHAIN STORE		
RESIDENCE		
BANK		
MISCELLANEOUS		
ARMED		
STRONG-ARM		

BURGLARY		
OFFENSES	CLEARANCES	VALUE
1	1	\$0
CLASSIFICATION		OFFENSES
RESIDENCE NIGHT		1
RESIDENCE DAY		
RESIDENCE UNKNOWN		
NON-RESIDENCE NIGHT		
NON-RESIDENCE DAY		
NON-RESIDENCE UNKNOWN		
FORCIBLE ENTRY		1
UNLAWFUL ENTRY - NO FORCE		
ATTEMPTED FORCIBLE ENTRY		

LARCENY		
OFFENSES	CLEARANCES	VALUE
0	0	\$0
CLASSIFICATION		OFFENSES
POCKET-PICKING		
PURSE-SNATCHING		
SHOPLIFTING		
FROM MOTOR VEHICLES		
MOTOR VEHICLES PARTS & ACC.		
BICYCLES		
FROM BUILDINGS		
COIN-OP MACHINES		
ALL OTHER		
\$200 & OVER		
\$ 50 TO \$200		
UNDER \$50		

AGGRAVATED ASSAULT		
OFFENSES	CLEARANCES	VALUE
0	0	---
CLASSIFICATION		OFFENSES
FIREARM		
KNIFE, CUTTING INSTR.		
OTHER DANGEROUS WEAPON		
HANDS, FISTS, FEET, ETC.		

MOTOR VEHICLE THEFT		
OFFENSES	CLEARANCES	VALUE
0	0	\$0
CLASSIFICATION		OFFENSES
AUTO		
TRUCKS & BUSES		
OTHER VEHICLES		

OFFENSES	CLEARANCES	VALUE STOLEN	VALUE RECOVERED
1	1	\$0	\$0

1979: OFFENSES KNOWN TO THE POLICE, CLEARANCES AND VALUE OF PROPERTY STOLEN

AGENCY: GROTON TOWN P.D.

POPULATION: 37,500

MURDER		
OFFENSES	CLEARANCES	VALUE
0	0	\$0

RAPE		
OFFENSES	CLEARANCES	VALUE
6	3	\$0

ROBBERY		
OFFENSES	CLEARANCES	VALUE
19	6	\$3,552
CLASSIFICATION		OFFENSES
HIGHWAY		8
COMMERCIAL HOUSE		1
GAS & SERVICE STATION		
CHAIN STORE		6
RESIDENCE		
BANK		
MISCELLANEOUS		4
ARMED		10
STRONG-ARM		9

BURGLARY		
OFFENSES	CLEARANCES	VALUE
252	37	\$82,261.10
CLASSIFICATION		OFFENSES
RESIDENCE NIGHT		45
RESIDENCE DAY		32
RESIDENCE UNKNOWN		115
NON-RESIDENCE NIGHT		19
NON-RESIDENCE DAY		2
NON-RESIDENCE UNKNOWN		39
FORCIBLE ENTRY		145
UNLAWFUL ENTRY - NO FORCE		57
ATTEMPTED FORCIBLE ENTRY		50

LARCENY		
OFFENSES	CLEARANCES	VALUE
915	296	\$255,308.07
CLASSIFICATION		OFFENSES
POCKET-PICKING		1
PURSE-SNATCHING		21
SHOPLIFTING		95
FROM MOTOR VEHICLES		173
MOTOR VEHICLES PARTS & ACC.		53
BICYCLES		161
FROM BUILDINGS		264
COIN-OP MACHINES		4
ALL OTHER		143
\$200 & OVER		213
\$ 50 TO \$200		381
UNDER \$50		321

AGGRAVATED ASSAULT		
OFFENSES	CLEARANCES	VALUE
73	47	---
CLASSIFICATION		OFFENSES
FIREARM		1
KNIFE, CUTTING INSTR.		1
OTHER DANGEROUS WEAPON		14
HANDS, FISTS, FEET, ETC.		57

MOTOR VEHICLE THEFT		
OFFENSES	CLEARANCES	VALUE
95	1	\$191,846
CLASSIFICATION		OFFENSES
AUTO		53
TRUCKS & BUSES		4
OTHER VEHICLES		38

OFFENSES	CLEARANCES	VALUE STOLEN	VALUE RECOVERED
1,360	390	\$532,967.17	\$145,297.38

1979: OFFENSES KNOWN TO THE POLICE, CLEARANCES AND VALUE OF PROPERTY STOLEN

AGENCY: GUILFORD P.D.

POPULATION: 14,900

<u>MURDER</u>		
OFFENSES	CLEARANCES	VALUE
0	0	\$0

<u>RAPE</u>		
OFFENSES	CLEARANCES	VALUE
1	0	\$0

<u>ROBBERY</u>		
OFFENSES	CLEARANCES	VALUE
11	2	\$176,600
CLASSIFICATION		OFFENSES
HIGHWAY		2
COMMERCIAL HOUSE		2
GAS & SERVICE STATION		
CHAIN STORE		4
RESIDENCE		2
BANK		1
MISCELLANEOUS		
ARMED		7
STRONG-ARM		4

<u>BURGLARY</u>		
OFFENSES	CLEARANCES	VALUE
324	35	\$195,781
CLASSIFICATION		OFFENSES
RESIDENCE NIGHT		72
RESIDENCE DAY		104
RESIDENCE UNKNOWN		63
NON-RESIDENCE NIGHT		65
NON-RESIDENCE DAY		1
NON-RESIDENCE UNKNOWN		19
FORCIBLE ENTRY		220
UNLAWFUL ENTRY - NO FORCE		54
ATTEMPTED FORCIBLE ENTRY		50

<u>LARCENY</u>		
OFFENSES	CLEARANCES	VALUE
579	121	\$130,547
CLASSIFICATION		OFFENSES
POCKET-PICKING		
PURSE-SNATCHING		
SHOPLIFTING		82
FROM MOTOR VEHICLES		57
MOTOR VEHICLES PARTS & ACC.		74
BICYCLES		55
FROM BUILDINGS		63
COIN-OP MACHINES		4
ALL OTHER		244
\$200 & OVER		154
\$ 50 TO \$200		194
UNDER \$50		231

<u>AGGRAVATED ASSAULT</u>		
OFFENSES	CLEARANCES	VALUE
54	41	---
CLASSIFICATION		OFFENSES
FIREARM		2
KNIFE, CUTTING INSTR.		1
OTHER DANGEROUS WEAPON		8
HANDS, FISTS, FEET, ETC.		43

<u>MOTOR VEHICLE THEFT</u>		
OFFENSES	CLEARANCES	VALUE
60	4	\$155,700
CLASSIFICATION		OFFENSES
AUTO		45
TRUCKS & BUSES		11
OTHER VEHICLES		4

	<u>OFFENSES</u>	<u>CLEARANCES</u>	<u>VALUE STOLEN</u>	<u>VALUE RECOVERED</u>
GRAND TOTALS:	1,029	203	\$658,628	\$93,334

1979: OFFENSES KNOWN TO THE POLICE, CLEARANCES AND VALUE OF PROPERTY STOLEN

AGENCY: HAMDEN P.D.*

POPULATION: 50,600

<u>MURDER</u>		
OFFENSES	CLEARANCES	VALUE

<u>RAPE</u>		
OFFENSES	CLEARANCES	VALUE

<u>ROBBERY</u>		
OFFENSES	CLEARANCES	VALUE
CLASSIFICATION		OFFENSES
HIGHWAY		
COMMERCIAL HOUSE		
GAS & SERVICE STATION		
CHAIN STORE		
RESIDENCE		
BANK		
MISCELLANEOUS		
ARMED		
STRONG-ARM		

<u>BURGLARY</u>		
OFFENSES	CLEARANCES	VALUE
CLASSIFICATION		OFFENSES
RESIDENCE NIGHT		
RESIDENCE DAY		
RESIDENCE UNKNOWN		
NON-RESIDENCE NIGHT		
NON-RESIDENCE DAY		
NON-RESIDENCE UNKNOWN		
FORCIBLE ENTRY		
UNLAWFUL ENTRY - NO FORCE		
ATTEMPTED FORCIBLE ENTRY		

<u>LARCENY</u>		
OFFENSES	CLEARANCES	VALUE
CLASSIFICATION		OFFENSES
POCKET-PICKING		
PURSE-SNATCHING		
SHOPLIFTING		
FROM MOTOR VEHICLES		
MOTOR VEHICLES PARTS & ACC.		
BICYCLES		
FROM BUILDINGS		
COIN-OP MACHINES		
ALL OTHER		
\$200 & OVER		
\$ 50 TO \$200		
UNDER \$50		

<u>AGGRAVATED ASSAULT</u>		
OFFENSES	CLEARANCES	VALUE
CLASSIFICATION		OFFENSES
FIREARM		
KNIFE, CUTTING INSTR.		
OTHER DANGEROUS WEAPON		
HANDS, FISTS, FEET, ETC.		

<u>MOTOR VEHICLE THEFT</u>		
OFFENSES	CLEARANCES	VALUE
CLASSIFICATION		OFFENSES
AUTO		
TRUCKS & BUSES		
OTHER VEHICLES		

	<u>OFFENSES</u>	<u>CLEARANCES</u>	<u>VALUE STOLEN</u>	<u>VALUE RECOVERED</u>
GRAND TOTALS:				

*The Hamden P.D. began UCR reporting in November, 1979. To avoid misinterpretation of data, Hamden's crime figures for 2 months of 1979 are not presented here, however, the figures are included in the State Summary of Crime Data.

1979: OFFENSES KNOWN TO THE POLICE, CLEARANCES AND VALUE OF PROPERTY STOLEN

AGENCY: HARTFORD P.D.*

POPULATION: 146,300

MURDER		
OFFENSES	CLEARANCES	VALUE
25	22	

RAPE		
OFFENSES	CLEARANCES	VALUE
107	54	

ROBBERY		
OFFENSES	CLEARANCES	VALUE
1,743	357	
CLASSIFICATION		OFFENSES
HIGHWAY		1,326
COMMERCIAL HOUSE		117
GAS & SERVICE STATION		6
CHAIN STORE		
RESIDENCE		200
BANK		4
MISCELLANEOUS		90
ARMED		679
STRONG-ARM		1,064

BURGLARY		
OFFENSES	CLEARANCES	VALUE
4,580	452	
CLASSIFICATION		OFFENSES
RESIDENCE NIGHT		885
RESIDENCE DAY		2,161
RESIDENCE UNKNOWN		
NON-RESIDENCE NIGHT		1,121
NON-RESIDENCE DAY		413
NON-RESIDENCE UNKNOWN		
FORCIBLE ENTRY		4,037
UNLAWFUL ENTRY - NO FORCE		
ATTEMPTED FORCIBLE ENTRY		543

LARCENY		
OFFENSES	CLEARANCES	VALUE
8,905	1,361	
CLASSIFICATION		OFFENSES
POCKET-PICKING		224
PURSE-SNATCHING		357
SHOPLIFTING		1,045
FROM MOTOR VEHICLES		3,112
MOTOR VEHICLES PARTS & ACC.		1,306
BICYCLES		625
FROM BUILDINGS		1,958
COIN-OP MACHINES		62
ALL OTHER		216
\$200 & OVER		2,088
\$ 50 TO \$200		3,048
UNDER \$50		3,769

AGGRAVATED ASSAULT		
OFFENSES	CLEARANCES	VALUE
986	523	---
CLASSIFICATION		OFFENSES
FIREARM		86
KNIFE, CUTTING INSTR.		326
OTHER DANGEROUS WEAPON		408
HANDS, FISTS, FEET, ETC.		166

MOTOR VEHICLE THEFT		
OFFENSES	CLEARANCES	VALUE
4,297	281	
CLASSIFICATION		OFFENSES
AUTO		3,885
TRUCKS & BUSES		230
OTHER VEHICLES		182

OFFENSES CLEARANCES VALUE STOLEN VALUE RECOVERED

GRAND TOTALS: 20,643 3,050

*The above figures do not reflect dollar values, as this data was not submitted for 1979.

1979: OFFENSES KNOWN TO THE POLICE, CLEARANCES AND VALUE OF PROPERTY STOLEN

AGENCY: JEWETT CITY P.D.

POPULATION: 3,800

MURDER		
OFFENSES	CLEARANCES	VALUE
0	0	\$0

RAPE		
OFFENSES	CLEARANCES	VALUE
0	0	\$0

ROBBERY		
OFFENSES	CLEARANCES	VALUE
1	1	\$0
CLASSIFICATION		OFFENSES
HIGHWAY		
COMMERCIAL HOUSE		
GAS & SERVICE STATION		
CHAIN STORE		
RESIDENCE		
BANK		
MISCELLANEOUS		1
ARMED		
STRONG-ARM		1

BURGLARY		
OFFENSES	CLEARANCES	VALUE
34	5	\$8,556
CLASSIFICATION		OFFENSES
RESIDENCE NIGHT		6
RESIDENCE DAY		8
RESIDENCE UNKNOWN		6
NON-RESIDENCE NIGHT		12
NON-RESIDENCE DAY		1
NON-RESIDENCE UNKNOWN		1
FORCIBLE ENTRY		27
UNLAWFUL ENTRY - NO FORCE		5
ATTEMPTED FORCIBLE ENTRY		2

LARCENY		
OFFENSES	CLEARANCES	VALUE
49	5	\$7,141.23
CLASSIFICATION		OFFENSES
POCKET-PICKING		
PURSE-SNATCHING		
SHOPLIFTING		
FROM MOTOR VEHICLES		7
MOTOR VEHICLES PARTS & ACC.		5
BICYCLES		6
FROM BUILDINGS		16
COIN-OP MACHINES		3
ALL OTHER		12
\$200 & OVER		9
\$ 50 TO \$200		23
UNDER \$50		17

AGGRAVATED ASSAULT		
OFFENSES	CLEARANCES	VALUE
2	2	---
CLASSIFICATION		OFFENSES
FIREARM		
KNIFE, CUTTING INSTR.		
OTHER DANGEROUS WEAPON		
HANDS, FISTS, FEET, ETC.		2

MOTOR VEHICLE THEFT		
OFFENSES	CLEARANCES	VALUE
1	1	\$0
CLASSIFICATION		OFFENSES
AUTO		1
TRUCKS & BUSES		
OTHER VEHICLES		

OFFENSES CLEARANCES VALUE STOLEN VALUE RECOVERED

GRAND TOTALS: 87 14 \$15,697.23 \$1,071.04

1979: OFFENSES KNOWN TO THE POLICE, CLEARANCES AND VALUE OF PROPERTY STOLEN

AGENCY: MADISON P.D.

POPULATION: 12,700

MURDER		
OFFENSES	CLEARANCES	VALUE
0	0	\$0

RAPE		
OFFENSES	CLEARANCES	VALUE
0	0	\$0

ROBBERY		
OFFENSES	CLEARANCES	VALUE
1	0	\$300
CLASSIFICATION		OFFENSES
HIGHWAY		
COMMERCIAL HOUSE		1
GAS & SERVICE STATION		
CHAIN STORE		
RESIDENCE		
BANK		
MISCELLANEOUS		
ARMED		
STRONG-ARM		1

BURGLARY		
OFFENSES	CLEARANCES	VALUE
261	19	\$228,794
CLASSIFICATION		OFFENSES
RESIDENCE NIGHT		38
RESIDENCE DAY		37
RESIDENCE UNKNOWN		103
NON-RESIDENCE NIGHT		41
NON-RESIDENCE DAY		2
NON-RESIDENCE UNKNOWN		40
FORCIBLE ENTRY		207
UNLAWFUL ENTRY - NO FORCE		37
ATTEMPTED FORCIBLE ENTRY		17

LARCENY		
OFFENSES	CLEARANCES	VALUE
343	31	\$67,659
CLASSIFICATION		OFFENSES
POCKET-PICKING		6
PURSE-SNATCHING		7
SHOPLIFTING		12
FROM MOTOR VEHICLES		28
MOTOR VEHICLES PARTS & ACC.		82
BICYCLES		60
FROM BUILDINGS		36
COIN-OP MACHINES		2
ALL OTHER		110
\$200 & OVER		93
\$ 50 TO \$200		136
UNDER \$50		114

AGGRAVATED ASSAULT		
OFFENSES	CLEARANCES	VALUE
3	3	---
CLASSIFICATION		OFFENSES
FIREARM		2
KNIFE, CUTTING INSTR.		1
OTHER DANGEROUS WEAPON		
HANDS, FISTS, FEET, ETC.		

MOTOR VEHICLE THEFT		
OFFENSES	CLEARANCES	VALUE
28	2	\$71,985
CLASSIFICATION		OFFENSES
AUTO		19
TRUCKS & BUSES		1
OTHER VEHICLES		8

	<u>OFFENSES</u>	<u>CLEARANCES</u>	<u>VALUE STOLEN</u>	<u>VALUE RECOVERED</u>
GRAND TOTALS:	636	55	\$368,738	\$55,642

1979: OFFENSES KNOWN TO THE POLICE, CLEARANCES AND VALUE OF PROPERTY STOLEN

AGENCY: MANCHESTER P.D.*

POPULATION: 48,400

MURDER		
OFFENSES	CLEARANCES	VALUE
0	0	

RAPE		
OFFENSES	CLEARANCES	VALUE
7	3	

ROBBERY		
OFFENSES	CLEARANCES	VALUE
48	10	
CLASSIFICATION		OFFENSES
HIGHWAY		
COMMERCIAL HOUSE		
GAS & SERVICE STATION		
CHAIN STORE		
RESIDENCE		
BANK		
MISCELLANEOUS		
ARMED		28
STRONG-ARM		20

BURGLARY		
OFFENSES	CLEARANCES	VALUE
743	83	
CLASSIFICATION		OFFENSES
RESIDENCE NIGHT		
RESIDENCE DAY		
RESIDENCE UNKNOWN		
NON-RESIDENCE NIGHT		
NON-RESIDENCE DAY		
NON-RESIDENCE UNKNOWN		
FORCIBLE ENTRY		482
UNLAWFUL ENTRY - NO FORCE		151
ATTEMPTED FORCIBLE ENTRY		110

LARCENY		
OFFENSES	CLEARANCES	VALUE
1,426	227	
CLASSIFICATION		OFFENSES
POCKET-PICKING		
PURSE-SNATCHING		
SHOPLIFTING		
FROM MOTOR VEHICLES		
MOTOR VEHICLES PARTS & ACC.		
BICYCLES		
FROM BUILDINGS		
COIN-OP MACHINES		
ALL OTHER		
\$200 & OVER		
\$ 50 TO \$200		
UNDER \$50		

AGGRAVATED ASSAULT		
OFFENSES	CLEARANCES	VALUE
110	55	---
CLASSIFICATION		OFFENSES
FIREARM		
KNIFE, CUTTING INSTR.		
OTHER DANGEROUS WEAPON		22
HANDS, FISTS, FEET, ETC.		88

MOTOR VEHICLE THEFT		
OFFENSES	CLEARANCES	VALUE
200	31	
CLASSIFICATION		OFFENSES
AUTO		139
TRUCKS & BUSES		16
OTHER VEHICLES		45

	<u>OFFENSES</u>	<u>CLEARANCES</u>	<u>VALUE STOLEN</u>	<u>VALUE RECOVERED</u>
--	-----------------	-------------------	---------------------	------------------------

GRAND TOTALS:	2,534	409		
---------------	-------	-----	--	--

*Incomplete UCR Returns submitted for 1979. No dollar values were received and only partial breakdowns for classification of offenses.

1979: OFFENSES KNOWN TO THE POLICE, CLEARANCES AND VALUE OF PROPERTY STOLEN

AGENCY: MERIDEN P.D.

POPULATION: 56,800

MURDER		
OFFENSES	CLEARANCES	VALUE
1	1	\$0

RAPE		
OFFENSES	CLEARANCES	VALUE
12	4	\$0

ROBBERY		
OFFENSES	CLEARANCES	VALUE
87	18	\$52,294.72
CLASSIFICATION		OFFENSES
HIGHWAY		43
COMMERCIAL HOUSE		30
GAS & SERVICE STATION		3
CHAIN STORE		9
RESIDENCE		1
BANK		1
MISCELLANEOUS		1
ARMED		51
STRONG-ARM		36

BURGLARY		
OFFENSES	CLEARANCES	VALUE
1,030	96	\$260,511.38
CLASSIFICATION		OFFENSES
RESIDENCE NIGHT		554
RESIDENCE DAY		168
RESIDENCE UNKNOWN		300
NON-RESIDENCE NIGHT		8
NON-RESIDENCE DAY		
NON-RESIDENCE UNKNOWN		
FORCIBLE ENTRY		693
UNLAWFUL ENTRY - NO FORCE		220
ATTEMPTED FORCIBLE ENTRY		117

LARCENY		
OFFENSES	CLEARANCES	VALUE
2,079	304	\$277,650.83
CLASSIFICATION		OFFENSES
POCKET-PICKING		3
PURSE-SNATCHING		88
SHOPLIFTING		394
FROM MOTOR VEHICLES		175
MOTOR VEHICLES PARTS & ACC.		371
BICYCLES		245
FROM BUILDINGS		73
COIN-OP MACHINES		3
ALL OTHER		727
\$200 & OVER		364
\$ 50 TO \$200		707
UNDER \$50		1,008

AGGRAVATED ASSAULT		
OFFENSES	CLEARANCES	VALUE
38	23	---
CLASSIFICATION		OFFENSES
FIREARM		8
KNIFE, CUTTING INSTR.		18
OTHER DANGEROUS WEAPON		9
HANDS, FISTS, FEET, ETC.		3

MOTOR VEHICLE THEFT		
OFFENSES	CLEARANCES	VALUE
455	30	\$846,657
CLASSIFICATION		OFFENSES
AUTO		403
TRUCKS & BUSES		20
OTHER VEHICLES		32

	OFFENSES	CLEARANCES	VALUE STOLEN	VALUE RECOVERED
GRAND TOTALS:	3,702	476	\$1,437,113.93	\$713,345.43

1979: OFFENSES KNOWN TO THE POLICE, CLEARANCES AND VALUE OF PROPERTY STOLEN

AGENCY: MIDDLEBURY P.D.

POPULATION: 6,400

MURDER		
OFFENSES	CLEARANCES	VALUE
1	1	\$0

RAPE		
OFFENSES	CLEARANCES	VALUE
0	0	\$0

ROBBERY		
OFFENSES	CLEARANCES	VALUE
1	0	\$100
CLASSIFICATION		OFFENSES
HIGHWAY		
COMMERCIAL HOUSE		
GAS & SERVICE STATION		
CHAIN STORE		
RESIDENCE		
BANK		1
MISCELLANEOUS		
ARMED		
STRONG-ARM		1

BURGLARY		
OFFENSES	CLEARANCES	VALUE
58	10	\$99,107.76
CLASSIFICATION		OFFENSES
RESIDENCE NIGHT		17
RESIDENCE DAY		25
RESIDENCE UNKNOWN		11
NON-RESIDENCE NIGHT		4
NON-RESIDENCE DAY		1
NON-RESIDENCE UNKNOWN		
FORCIBLE ENTRY		30
UNLAWFUL ENTRY - NO FORCE		12
ATTEMPTED FORCIBLE ENTRY		16

LARCENY		
OFFENSES	CLEARANCES	VALUE
129	22	\$33,914.66
CLASSIFICATION		OFFENSES
POCKET-PICKING		1
PURSE-SNATCHING		
SHOPLIFTING		
FROM MOTOR VEHICLES		15
MOTOR VEHICLES PARTS & ACC.		25
BICYCLES		8
FROM BUILDINGS		23
COIN-OP MACHINES		2
ALL OTHER		55
\$200 & OVER		44
\$ 50 TO \$200		36
UNDER \$50		49

AGGRAVATED ASSAULT		
OFFENSES	CLEARANCES	VALUE
9	9	---
CLASSIFICATION		OFFENSES
FIREARM		
KNIFE, CUTTING INSTR.		
OTHER DANGEROUS WEAPON		2
HANDS, FISTS, FEET, ETC.		7

MOTOR VEHICLE THEFT		
OFFENSES	CLEARANCES	VALUE
16	5	\$34,016.70
CLASSIFICATION		OFFENSES
AUTO		13
TRUCKS & BUSES		
OTHER VEHICLES		3

	OFFENSES	CLEARANCES	VALUE STOLEN	VALUE RECOVERED
GRAND TOTALS:	214	47	\$167,139.12	\$54,250.16

1979: OFFENSES KNOWN TO THE POLICE, CLEARANCES AND VALUE OF PROPERTY STOLEN

AGENCY: MIDDLETOWN P.D.

POPULATION: 36,500

<u>MURDER</u>		
OFFENSES	CLEARANCES	VALUE
1	1	\$0

<u>RAPE</u>		
OFFENSES	CLEARANCES	VALUE
18	15	\$0

<u>ROBBERY</u>		
OFFENSES	CLEARANCES	VALUE
19	5	\$24,779
CLASSIFICATION		OFFENSES
HIGHWAY		10
COMMERCIAL HOUSE		5
GAS & SERVICE STATION		1
CHAIN STORE		3
RESIDENCE		
BANK		
MISCELLANEOUS		
ARMED		11
STRONG-ARM		8

<u>BURGLARY</u>		
OFFENSES	CLEARANCES	VALUE
514	68	\$216,975
CLASSIFICATION		OFFENSES
RESIDENCE NIGHT		91
RESIDENCE DAY		116
RESIDENCE UNKNOWN		118
NON-RESIDENCE NIGHT		146
NON-RESIDENCE DAY		5
NON-RESIDENCE UNKNOWN		38
FORCIBLE ENTRY		400
UNLAWFUL ENTRY - NO FORCE		82
ATTEMPTED FORCIBLE ENTRY		32

<u>LARCENY</u>		
OFFENSES	CLEARANCES	VALUE
1,027	304	\$162,106
CLASSIFICATION		OFFENSES
POCKET-PICKING		2
PURSE-SNATCHING		46
SHOPLIFTING		275
FROM MOTOR VEHICLES		133
MOTOR VEHICLES PARTS & ACC.		217
BICYCLES		122
FROM BUILDINGS		136
COIN-OP MACHINES		1
ALL OTHER		95
\$200 & OVER		179
\$ 50 TO \$200		421
UNDER \$50		427

<u>AGGRAVATED ASSAULT</u>		
OFFENSES	CLEARANCES	VALUE
58	54	----
CLASSIFICATION		OFFENSES
FIREARM		3
KNIFE, CUTTING INSTR.		17
OTHER DANGEROUS WEAPON		11
HANDS, FISTS, FEET, ETC.		27

<u>MOTOR VEHICLE THEFT</u>		
OFFENSES	CLEARANCES	VALUE
216	26	\$413,644
CLASSIFICATION		OFFENSES
AUTO		154
TRUCKS & BUSES		31
OTHER VEHICLES		31

	<u>OFFENSES</u>	<u>CLEARANCES</u>	<u>VALUE STOLEN</u>	<u>VALUE RECOVERED</u>
GRAND TOTALS:	1,853	473	\$817,504	\$443,089

1979: OFFENSES KNOWN TO THE POLICE, CLEARANCES AND VALUE OF PROPERTY STOLEN

AGENCY: MILFORD P.D.*

POPULATION: 51,700

<u>MURDER</u>		
OFFENSES	CLEARANCES	VALUE

<u>RAPE</u>		
OFFENSES	CLEARANCES	VALUE

<u>ROBBERY</u>		
OFFENSES	CLEARANCES	VALUE
CLASSIFICATION		OFFENSES
HIGHWAY		
COMMERCIAL HOUSE		
GAS & SERVICE STATION		
CHAIN STORE		
RESIDENCE		
BANK		
MISCELLANEOUS		
ARMED		
STRONG-ARM		

<u>BURGLARY</u>		
OFFENSES	CLEARANCES	VALUE
CLASSIFICATION		OFFENSES
RESIDENCE NIGHT		
RESIDENCE DAY		
RESIDENCE UNKNOWN		
NON-RESIDENCE NIGHT		
NON-RESIDENCE DAY		
NON-RESIDENCE UNKNOWN		
FORCIBLE ENTRY		
UNLAWFUL ENTRY - NO FORCE		
ATTEMPTED FORCIBLE ENTRY		

<u>LARCENY</u>		
OFFENSES	CLEARANCES	VALUE
CLASSIFICATION		OFFENSES
POCKET-PICKING		
PURSE-SNATCHING		
SHOPLIFTING		
FROM MOTOR VEHICLES		
MOTOR VEHICLES PARTS & ACC.		
BICYCLES		
FROM BUILDINGS		
COIN-OP MACHINES		
ALL OTHER		
\$200 & OVER		
\$ 50 TO \$200		
UNDER \$50		

<u>AGGRAVATED ASSAULT</u>		
OFFENSES	CLEARANCES	VALUE
CLASSIFICATION		OFFENSES
FIREARM		
KNIFE, CUTTING INSTR.		
OTHER DANGEROUS WEAPON		
HANDS, FISTS, FEET, ETC.		

<u>MOTOR VEHICLE THEFT</u>		
OFFENSES	CLEARANCES	VALUE
CLASSIFICATION		OFFENSES
AUTO		
TRUCKS & BUSES		
OTHER VEHICLES		

	<u>OFFENSES</u>	<u>CLEARANCES</u>	<u>VALUE STOLEN</u>	<u>VALUE RECOVERED</u>
GRAND TOTALS:				

*The Milford P.D. began UCR reporting in November, 1979. To avoid misinterpretation of data, Milford's crime figures for 2 months of 1979 are not presented here, however, the figures are included in the State Summary of Crime Data.

1979: OFFENSES KNOWN TO THE POLICE, CLEARANCES AND VALUE OF PROPERTY STOLEN

AGENCY: MONROE P.D.

POPULATION: 13,400

MURDER		
OFFENSES	CLEARANCES	VALUE
0	0	\$0

RAPE		
OFFENSES	CLEARANCES	VALUE
2	1	\$0

ROBBERY		
OFFENSES	CLEARANCES	VALUE
4	2	\$1,089.65
CLASSIFICATION		OFFENSES
HIGHWAY		1
COMMERCIAL HOUSE		2
GAS & SERVICE STATION		
CHAIN STORE		1
RESIDENCE		
BANK		
MISCELLANEOUS		
ARMED		4
STRONG-ARM		

BURGLARY		
OFFENSES	CLEARANCES	VALUE
90	24	\$74,753.57
CLASSIFICATION		OFFENSES
RESIDENCE NIGHT		15
RESIDENCE DAY		34
RESIDENCE UNKNOWN		15
NON-RESIDENCE NIGHT		14
NON-RESIDENCE DAY		7
NON-RESIDENCE UNKNOWN		5
FORCIBLE ENTRY		57
UNLAWFUL ENTRY - NO FORCE		23
ATTEMPTED FORCIBLE ENTRY		10

LARCENY		
OFFENSES	CLEARANCES	VALUE
269	46	\$50,524.60
CLASSIFICATION		OFFENSES
POCKET-PICKING		1
PURSE-SNATCHING		1
SHOPLIFTING		12
FROM MOTOR VEHICLES		35
MOTOR VEHICLES PARTS & ACC.		39
BICYCLES		35
FROM BUILDINGS		29
COIN-OP MACHINES		1
ALL OTHER		116
\$200 & OVER		58
\$ 50 TO \$200		101
UNDER \$50		110

AGGRAVATED ASSAULT		
OFFENSES	CLEARANCES	VALUE
23	18	---
CLASSIFICATION		OFFENSES
FIREARM		2
KNIFE, CUTTING INSTR.		1
OTHER DANGEROUS WEAPON		3
HANDS, FISTS, FEET, ETC.		17

MOTOR VEHICLE THEFT		
OFFENSES	CLEARANCES	VALUE
9	1	\$9,300
CLASSIFICATION		OFFENSES
AUTO		9
TRUCKS & BUSES		
OTHER VEHICLES		

	OFFENSES	CLEARANCES	VALUE STOLEN	VALUE RECOVERED
GRAND TOTALS:	397	92	\$135,667.82	\$21,946

1979: OFFENSES KNOWN TO THE POLICE, CLEARANCES AND VALUE OF PROPERTY STOLEN

AGENCY: NAUGATUCK P.D.

POPULATION: 25,400

MURDER		
OFFENSES	CLEARANCES	VALUE
0	0	\$0

RAPE		
OFFENSES	CLEARANCES	VALUE
0	0	\$0

ROBBERY		
OFFENSES	CLEARANCES	VALUE
2	0	\$315
CLASSIFICATION		OFFENSES
HIGHWAY		
COMMERCIAL HOUSE		
GAS & SERVICE STATION		2
CHAIN STORE		
RESIDENCE		
BANK		
MISCELLANEOUS		
ARMED		1
STRONG-ARM		1

BURGLARY		
OFFENSES	CLEARANCES	VALUE
65	17	\$57,600
CLASSIFICATION		OFFENSES
RESIDENCE NIGHT		5
RESIDENCE DAY		17
RESIDENCE UNKNOWN		27
NON-RESIDENCE NIGHT		7
NON-RESIDENCE DAY		3
NON-RESIDENCE UNKNOWN		6
FORCIBLE ENTRY		58
UNLAWFUL ENTRY - NO FORCE		5
ATTEMPTED FORCIBLE ENTRY		2

LARCENY		
OFFENSES	CLEARANCES	VALUE
248	51	\$66,092
CLASSIFICATION		OFFENSES
POCKET-PICKING		
PURSE-SNATCHING		4
SHOPLIFTING		2
FROM MOTOR VEHICLES		68
MOTOR VEHICLES PARTS & ACC.		59
BICYCLES		43
FROM BUILDINGS		53
COIN-OP MACHINES		1
ALL OTHER		18
\$200 & OVER		81
\$ 50 TO \$200		115
UNDER \$50		52

AGGRAVATED ASSAULT		
OFFENSES	CLEARANCES	VALUE
7	7	---
CLASSIFICATION		OFFENSES
FIREARM		
KNIFE, CUTTING INSTR.		2
OTHER DANGEROUS WEAPON		1
HANDS, FISTS, FEET, ETC.		4

MOTOR VEHICLE THEFT		
OFFENSES	CLEARANCES	VALUE
38	3	\$79,625
CLASSIFICATION		OFFENSES
AUTO		30
TRUCKS & BUSES		1
OTHER VEHICLES		7

	OFFENSES	CLEARANCES	VALUE STOLEN	VALUE RECOVERED
GRAND TOTALS:	360	78	\$203,632	\$41,585

1979: OFFENSES KNOWN TO THE POLICE, CLEARANCES AND VALUE OF PROPERTY STOLEN

AGENCY: NEW BRITAIN P.D.

POPULATION: 80,100

MURDER		
OFFENSES	CLEARANCES	VALUE
8	7	\$0

RAPE		
OFFENSES	CLEARANCES	VALUE
23	8	\$0

ROBBERY		
OFFENSES	CLEARANCES	VALUE
117	27	\$68,587
CLASSIFICATION		OFFENSES
HIGHWAY		83
COMMERCIAL HOUSE		16
GAS & SERVICE STATION		1
CHAIN STORE		2
RESIDENCE		13
BANK		1
MISCELLANEOUS		1
ARMED		50
STRONG-ARM		67

BURGLARY		
OFFENSES	CLEARANCES	VALUE
1,299	78	\$449,448
CLASSIFICATION		OFFENSES
RESIDENCE NIGHT		424
RESIDENCE DAY		414
RESIDENCE UNKNOWN		180
NON-RESIDENCE NIGHT		269
NON-RESIDENCE DAY		5
NON-RESIDENCE UNKNOWN		7
FORCIBLE ENTRY		1,083
UNLAWFUL ENTRY - NO FORCE		46
ATTEMPTED FORCIBLE ENTRY		170

LARCENY		
OFFENSES	CLEARANCES	VALUE
2,333	288	\$357,654
CLASSIFICATION		OFFENSES
POCKET-PICKING		4
PURSE-SNATCHING		31
SHOPLIFTING		248
FROM MOTOR VEHICLES		374
MOTOR VEHICLES PARTS & ACC.		625
BICYCLES		369
FROM BUILDINGS		649
COIN-OP MACHINES		8
ALL OTHER		25
\$200 & OVER		484
\$ 50 TO \$200		813
UNDER \$50		1,036

AGGRAVATED ASSAULT		
OFFENSES	CLEARANCES	VALUE
142	80	---
CLASSIFICATION		OFFENSES
FIREARM		7
KNIFE, CUTTING INSTR.		55
OTHER DANGEROUS WEAPON		41
HANDS, FISTS, FEET, ETC.		39

MOTOR VEHICLE THEFT		
OFFENSES	CLEARANCES	VALUE
506	36	\$764,805
CLASSIFICATION		OFFENSES
AUTO		432
TRUCKS & BUSES		9
OTHER VEHICLES		65

	OFFENSES	CLEARANCES	VALUE STOLEN	VALUE RECOVERED
GRAND TOTALS:	4,428	524	\$1,640,494	\$680,481

1979: OFFENSES KNOWN TO THE POLICE, CLEARANCES AND VALUE OF PROPERTY STOLEN

AGENCY: NEW CANAAN P.D.

POPULATION: 19,700

MURDER		
OFFENSES	CLEARANCES	VALUE
0	0	\$0

RAPE		
OFFENSES	CLEARANCES	VALUE
2	0	\$1,000

ROBBERY		
OFFENSES	CLEARANCES	VALUE
2	0	\$554
CLASSIFICATION		OFFENSES
HIGHWAY		
COMMERCIAL HOUSE		1
GAS & SERVICE STATION		
CHAIN STORE		
RESIDENCE		1
BANK		
MISCELLANEOUS		
ARMED		2
STRONG-ARM		

BURGLARY		
OFFENSES	CLEARANCES	VALUE
139	25	\$64,907
CLASSIFICATION		OFFENSES
RESIDENCE NIGHT		2
RESIDENCE DAY		96
RESIDENCE UNKNOWN		17
NON-RESIDENCE NIGHT		17
NON-RESIDENCE DAY		1
NON-RESIDENCE UNKNOWN		6
FORCIBLE ENTRY		100
UNLAWFUL ENTRY - NO FORCE		34
ATTEMPTED FORCIBLE ENTRY		5

LARCENY		
OFFENSES	CLEARANCES	VALUE
265	45	\$77,310
CLASSIFICATION		OFFENSES
POCKET-PICKING		
PURSE-SNATCHING		
SHOPLIFTING		1
FROM MOTOR VEHICLES		55
MOTOR VEHICLES PARTS & ACC.		31
BICYCLES		40
FROM BUILDINGS		104
COIN-OP MACHINES		7
ALL OTHER		27
\$200 & OVER		92
\$ 50 TO \$200		112
UNDER \$50		61

AGGRAVATED ASSAULT		
OFFENSES	CLEARANCES	VALUE
9	9	---
CLASSIFICATION		OFFENSES
FIREARM		
KNIFE, CUTTING INSTR.		1
OTHER DANGEROUS WEAPON		
HANDS, FISTS, FEET, ETC.		8

MOTOR VEHICLE THEFT		
OFFENSES	CLEARANCES	VALUE
30	7	\$102,500
CLASSIFICATION		OFFENSES
AUTO		27
TRUCKS & BUSES		1
OTHER VEHICLES		2

	OFFENSES	CLEARANCES	VALUE STOLEN	VALUE RECOVERED
GRAND TOTALS:	447	86	\$246,271	\$75,555

1979: OFFENSES KNOWN TO THE POLICE, CLEARANCES AND VALUE OF PROPERTY STOLEN

AGENCY: NEW HAVEN P.D.

POPULATION: 131,000

MURDER		
OFFENSES	CLEARANCES	VALUE
19	18	\$0

RAPE		
OFFENSES	CLEARANCES	VALUE
102	50	\$371.50

ROBBERY		
OFFENSES	CLEARANCES	VALUE
1,101	168	\$119,809.45
CLASSIFICATION		OFFENSES
HIGHWAY		902
COMMERCIAL HOUSE		78
GAS & SERVICE STATION		10
CHAIN STORE		15
RESIDENCE		78
BANK		4
MISCELLANEOUS		14
ARMED		537
STRONG-ARM		564

BURGLARY		
OFFENSES	CLEARANCES	VALUE
5,179	479	\$630,191.43
CLASSIFICATION		OFFENSES
RESIDENCE NIGHT		1,781
RESIDENCE DAY		1,934
RESIDENCE UNKNOWN		
NON-RESIDENCE NIGHT		1,376
NON-RESIDENCE DAY		88
NON-RESIDENCE UNKNOWN		
FORCIBLE ENTRY		4,048
UNLAWFUL ENTRY - NO FORCE		256
ATTEMPTED FORCIBLE ENTRY		875

LARCENY		
OFFENSES	CLEARANCES	VALUE
8,633	1,147	\$687,407.37
CLASSIFICATION		OFFENSES
POCKET-PICKING		202
PURSE-SNATCHING		487
SHOPLIFTING		823
FROM MOTOR VEHICLES		2,023
MOTOR VEHICLES PARTS & ACC.		1,997
BICYCLES		916
FROM BUILDINGS		1,760
COIN-OP MACHINES		1
ALL OTHER		424
\$200 & OVER		706
\$ 50 TO \$200		1,937
UNDER \$50		5,990

AGGRAVATED ASSAULT		
OFFENSES	CLEARANCES	VALUE
256	140	---
CLASSIFICATION		OFFENSES
FIREARM		52
KNIFE, CUTTING INSTR.		88
OTHER DANGEROUS WEAPON		93
HANDS, FISTS, FEET, ETC.		23

MOTOR VEHICLE THEFT		
OFFENSES	CLEARANCES	VALUE
2,312	109	\$1,156,000
CLASSIFICATION		OFFENSES
AUTO		2,006
TRUCKS & BUSES		71
OTHER VEHICLES		235

	OFFENSES	CLEARANCES	VALUE STOLEN	VALUE RECOVERED
GRAND TOTALS:	17,602	2,111	\$2,593,779.75	\$1,220,232.48

1979: OFFENSES KNOWN TO THE POLICE, CLEARANCES AND VALUE OF PROPERTY STOLEN

AGENCY: NEW LONDON P.D.

POPULATION: 30,700

MURDER		
OFFENSES	CLEARANCES	VALUE
0	0	\$0

RAPE		
OFFENSES	CLEARANCES	VALUE
8	1	\$20

ROBBERY		
OFFENSES	CLEARANCES	VALUE
51	26	\$15,782
CLASSIFICATION		OFFENSES
HIGHWAY		35
COMMERCIAL HOUSE		8
GAS & SERVICE STATION		
CHAIN STORE		3
RESIDENCE		2
BANK		2
MISCELLANEOUS		1
ARMED		23
STRONG-ARM		28

BURGLARY		
OFFENSES	CLEARANCES	VALUE
629	113	\$189,937
CLASSIFICATION		OFFENSES
RESIDENCE NIGHT		171
RESIDENCE DAY		134
RESIDENCE UNKNOWN		123
NON-RESIDENCE NIGHT		148
NON-RESIDENCE DAY		15
NON-RESIDENCE UNKNOWN		38
FORCIBLE ENTRY		408
UNLAWFUL ENTRY - NO FORCE		122
ATTEMPTED FORCIBLE ENTRY		99

LARCENY		
OFFENSES	CLEARANCES	VALUE
1,213	271	\$168,590.50
CLASSIFICATION		OFFENSES
POCKET-PICKING		3
PURSE-SNATCHING		3
SHOPLIFTING		214
FROM MOTOR VEHICLES		280
MOTOR VEHICLES PARTS & ACC.		195
BICYCLES		136
FROM BUILDINGS		213
COIN-OP MACHINES		11
ALL OTHER		158
\$200 & OVER		226
\$ 50 TO \$200		416
UNDER \$50		571

AGGRAVATED ASSAULT		
OFFENSES	CLEARANCES	VALUE
48	39	---
CLASSIFICATION		OFFENSES
FIREARM		4
KNIFE, CUTTING INSTR.		20
OTHER DANGEROUS WEAPON		12
HANDS, FISTS, FEET, ETC.		12

MOTOR VEHICLE THEFT		
OFFENSES	CLEARANCES	VALUE
179	25	\$257,262
CLASSIFICATION		OFFENSES
AUTO		144
TRUCKS & BUSES		9
OTHER VEHICLES		26

	OFFENSES	CLEARANCES	VALUE STOLEN	VALUE RECOVERED
GRAND TOTALS:	2,128	475	\$631,591.50	\$241,028

1979: OFFENSES KNOWN TO THE POLICE, CLEARANCES AND VALUE OF PROPERTY STOLEN

AGENCY: NEW MILFORD P.D.

POPULATION: 16,600

MURDER		
OFFENSES	CLEARANCES	VALUE
1	1	\$839

RAPE		
OFFENSES	CLEARANCES	VALUE
9	3	\$0

ROBBERY		
OFFENSES	CLEARANCES	VALUE
7	5	\$36,285
CLASSIFICATION		OFFENSES
HIGHWAY		5
COMMERCIAL HOUSE		
GAS & SERVICE STATION		
CHAIN STORE		
RESIDENCE		1
BANK		
MISCELLANEOUS		1
ARMED		3
STRONG-ARM		4

BURGLARY		
OFFENSES	CLEARANCES	VALUE
168	33	\$109,076.99
CLASSIFICATION		OFFENSES
RESIDENCE NIGHT		75
RESIDENCE DAY		13
RESIDENCE UNKNOWN		16
NON-RESIDENCE NIGHT		60
NON-RESIDENCE DAY		1
NON-RESIDENCE UNKNOWN		3
FORCIBLE ENTRY		126
UNLAWFUL ENTRY - NO FORCE		38
ATTEMPTED FORCIBLE ENTRY		4

LARCENY		
OFFENSES	CLEARANCES	VALUE
242	45	\$79,428.25
CLASSIFICATION		OFFENSES
POCKET-PICKING		1
PURSE-SNATCHING		27
SHOPLIFTING		49
FROM MOTOR VEHICLES		40
BICYCLES		15
FROM BUILDINGS		29
COIN-OP MACHINES		
ALL OTHER		81
\$200 & OVER		110
\$ 50 TO \$200		67
UNDER \$50		65

AGGRAVATED ASSAULT		
OFFENSES	CLEARANCES	VALUE
27	21	----
CLASSIFICATION		OFFENSES
FIREARM		1
KNIFE, CUTTING INSTR.		1
OTHER DANGEROUS WEAPON		
HANDS, FISTS, FEET, ETC.		25

MOTOR VEHICLE THEFT		
OFFENSES	CLEARANCES	VALUE
56	10	\$145,946
CLASSIFICATION		OFFENSES
AUTO		33
TRUCKS & BUSES		3
OTHER VEHICLES		20

OFFENSES	CLEARANCES	VALUE STOLEN	VALUE RECOVERED
510	118	\$371,575.24	\$109,477.53

1979: OFFENSES KNOWN TO THE POLICE, CLEARANCES AND VALUE OF PROPERTY STOLEN

AGENCY: NEWINGTON P.D.

POPULATION: 27,800

MURDER		
OFFENSES	CLEARANCES	VALUE
0	0	\$0

RAPE		
OFFENSES	CLEARANCES	VALUE
3	2	\$0

ROBBERY		
OFFENSES	CLEARANCES	VALUE
16	4	\$9,416
CLASSIFICATION		OFFENSES
HIGHWAY		5
COMMERCIAL HOUSE		2
GAS & SERVICE STATION		2
CHAIN STORE		4
RESIDENCE		2
BANK		
MISCELLANEOUS		1
ARMED		12
STRONG-ARM		4

BURGLARY		
OFFENSES	CLEARANCES	VALUE
411	95	\$160,432
CLASSIFICATION		OFFENSES
RESIDENCE NIGHT		93
RESIDENCE DAY		98
RESIDENCE UNKNOWN		90
NON-RESIDENCE NIGHT		76
NON-RESIDENCE DAY		12
NON-RESIDENCE UNKNOWN		42
FORCIBLE ENTRY		253
UNLAWFUL ENTRY - NO FORCE		75
ATTEMPTED FORCIBLE ENTRY		83

LARCENY		
OFFENSES	CLEARANCES	VALUE
742	56	\$171,464
CLASSIFICATION		OFFENSES
POCKET-PICKING		2
PURSE-SNATCHING		4
SHOPLIFTING		17
FROM MOTOR VEHICLES		123
MOTOR VEHICLES PARTS & ACC.		225
BICYCLES		115
FROM BUILDINGS		85
COIN-OP MACHINES		4
ALL OTHER		167
\$200 & OVER		146
\$ 50 TO \$200		317
UNDER \$50		279

AGGRAVATED ASSAULT		
OFFENSES	CLEARANCES	VALUE
34	22	----
CLASSIFICATION		OFFENSES
FIREARM		4
KNIFE, CUTTING INSTR.		8
OTHER DANGEROUS WEAPON		6
HANDS, FISTS, FEET, ETC.		16

MOTOR VEHICLE THEFT		
OFFENSES	CLEARANCES	VALUE
141	30	\$240,975
CLASSIFICATION		OFFENSES
AUTO		115
TRUCKS & BUSES		7
OTHER VEHICLES		19

OFFENSES	CLEARANCES	VALUE STOLEN	VALUE RECOVERED
1,347	209	\$582,287	\$222,232

GRAND TOTALS:

1979: OFFENSES KNOWN TO THE POLICE, CLEARANCES AND VALUE OF PROPERTY STOLEN

AGENCY: NEWTOWN P.D.

POPULATION: 17,500

MURDER		
OFFENSES	CLEARANCES	VALUE
1	1	\$0

RAPE		
OFFENSES	CLEARANCES	VALUE
4	1	\$0

ROBBERY		
OFFENSES	CLEARANCES	VALUE
4	2	\$1,682
CLASSIFICATION		OFFENSES
HIGHWAY		1
COMMERCIAL HOUSE		
GAS & SERVICE STATION		2
CHAIN STORE		1
RESIDENCE		
BANK		
MISCELLANEOUS		
ARMED		3
STRONG-ARM		1

BURGLARY		
OFFENSES	CLEARANCES	VALUE
151	36	\$124,740.74
CLASSIFICATION		OFFENSES
RESIDENCE NIGHT		31
RESIDENCE DAY		29
RESIDENCE UNKNOWN		33
NON-RESIDENCE NIGHT		50
NON-RESIDENCE DAY		2
NON-RESIDENCE UNKNOWN		6
FORCIBLE ENTRY		121
UNLAWFUL ENTRY - NO FORCE		19
ATTEMPTED FORCIBLE ENTRY		11

LARCENY		
OFFENSES	CLEARANCES	VALUE
254	43	\$112,530.32
CLASSIFICATION		OFFENSES
POCKET-PICKING		1
PURSE-SNATCHING		5
SHOPLIFTING		34
FROM MOTOR VEHICLES		53
MOTOR VEHICLES PARTS & ACC.		14
BICYCLES		18
FROM BUILDINGS		1
COIN-OP MACHINES		128
ALL OTHER		
\$200 & OVER		72
\$ 50 TO \$200		67
UNDER \$50		115

AGGRAVATED ASSAULT		
OFFENSES	CLEARANCES	VALUE
18	12	---
CLASSIFICATION		OFFENSES
FIREARM		1
KNIFE, CUTTING INSTR.		
OTHER DANGEROUS WEAPON		8
HANDS, FISTS, FEET, ETC.		9

MOTOR VEHICLE THEFT		
OFFENSES	CLEARANCES	VALUE
56	20	\$18,450
CLASSIFICATION		OFFENSES
AUTO		39
TRUCKS & BUSES		15
OTHER VEHICLES		2

OFFENSES	CLEARANCES	VALUE STOLEN	VALUE RECOVERED
GRAND TOTALS: 488	115	\$257,403.60	\$4,077.51

1979: OFFENSES KNOWN TO THE POLICE, CLEARANCES AND VALUE OF PROPERTY STOLEN

AGENCY: NORTH BRANFORD P.D.

POPULATION: 11,900

MURDER		
OFFENSES	CLEARANCES	VALUE
0	0	\$0

RAPE		
OFFENSES	CLEARANCES	VALUE
1	1	\$0

ROBBERY		
OFFENSES	CLEARANCES	VALUE
2	0	\$565
CLASSIFICATION		OFFENSES
HIGHWAY		
COMMERCIAL HOUSE		1
GAS & SERVICE STATION		
CHAIN STORE		
RESIDENCE		
BANK		
MISCELLANEOUS		1
ARMED		2
STRONG-ARM		

BURGLARY		
OFFENSES	CLEARANCES	VALUE
133	9	\$123,343
CLASSIFICATION		OFFENSES
RESIDENCE NIGHT		23
RESIDENCE DAY		56
RESIDENCE UNKNOWN		18
NON-RESIDENCE NIGHT		27
NON-RESIDENCE DAY		1
NON-RESIDENCE UNKNOWN		8
FORCIBLE ENTRY		96
UNLAWFUL ENTRY - NO FORCE		16
ATTEMPTED FORCIBLE ENTRY		21

LARCENY		
OFFENSES	CLEARANCES	VALUE
183	21	\$53,732
CLASSIFICATION		OFFENSES
POCKET-PICKING		4
PURSE-SNATCHING		29
SHOPLIFTING		48
FROM MOTOR VEHICLES		13
MOTOR VEHICLES PARTS & ACC.		18
BICYCLES		
FROM BUILDINGS		71
COIN-OP MACHINES		
ALL OTHER		
\$200 & OVER		45
\$ 50 TO \$200		59
UNDER \$50		79

AGGRAVATED ASSAULT		
OFFENSES	CLEARANCES	VALUE
9	8	----
CLASSIFICATION		OFFENSES
FIREARM		1
KNIFE, CUTTING INSTR.		1
OTHER DANGEROUS WEAPON		7
HANDS, FISTS, FEET, ETC.		

MOTOR VEHICLE THEFT		
OFFENSES	CLEARANCES	VALUE
31	2	\$38,090
CLASSIFICATION		OFFENSES
AUTO		15
TRUCKS & BUSES		2
OTHER VEHICLES		14

OFFENSES	CLEARANCES	VALUE STOLEN	VALUE RECOVERED
GRAND TOTALS: 359	41	\$215,730	\$38,346

1979: OFFENSES KNOWN TO THE POLICE, CLEARANCES AND VALUE OF PROPERTY STOLEN

AGENCY: NORTH HAVEN P.D.

POPULATION: 23,500

MURDER		
OFFENSES	CLEARANCES	VALUE
1	2	\$0

RAPE		
OFFENSES	CLEARANCES	VALUE
0	0	\$0

ROBBERY		
OFFENSES	CLEARANCES	VALUE
22	7	\$16,724.97
CLASSIFICATION		OFFENSES
HIGHWAY		7
COMMERCIAL HOUSE		1
GAS & SERVICE STATION		5
CHAIN STORE		4
RESIDENCE		4
BANK		1
MISCELLANEOUS		
ARMED		19
STRONG-ARM		3

BURGLARY		
OFFENSES	CLEARANCES	VALUE
293	57	\$138,764.29
CLASSIFICATION		OFFENSES
RESIDENCE NIGHT		59
RESIDENCE DAY		74
RESIDENCE UNKNOWN		37
NON-RESIDENCE NIGHT		81
NON-RESIDENCE DAY		14
NON-RESIDENCE UNKNOWN		28
FORCIBLE ENTRY		197
UNLAWFUL ENTRY - NO FORCE		56
ATTEMPTED FORCIBLE ENTRY		40

LARCENY		
OFFENSES	CLEARANCES	VALUE
792	171	\$166,535.08
CLASSIFICATION		OFFENSES
POCKET-PICKING		9
PURSE-SNATCHING		7
SHOPLIFTING		92
FROM MOTOR VEHICLES		38
MOTOR VEHICLES PARTS & ACC.		167
BICYCLES		80
FROM BUILDINGS		79
COIN-OP MACHINES		4
ALL OTHER		266
\$200 & OVER		188
\$ 50 TO \$200		234
UNDER \$50		370

AGGRAVATED ASSAULT		
OFFENSES	CLEARANCES	VALUE
24	21	---
CLASSIFICATION		OFFENSES
FIREARM		
KNIFE, CUTTING INSTR.		1
OTHER DANGEROUS WEAPON		7
HANDS, FISTS, FEET, ETC.		16

MOTOR VEHICLE THEFT		
OFFENSES	CLEARANCES	VALUE
95	3	\$213,215.27
CLASSIFICATION		OFFENSES
AUTO		63
TRUCKS & BUSES		13
OTHER VEHICLES		19

	OFFENSES	CLEARANCES	VALUE STOLEN	VALUE RECOVERED
GRAND TOTALS:	1,227	261	\$535,239.61	\$137,175.01

1979: OFFENSES KNOWN TO THE POLICE, CLEARANCES AND VALUE OF PROPERTY STOLEN

AGENCY: NORWALK P.D.

POPULATION: 80,300

MURDER		
OFFENSES	CLEARANCES	VALUE
2	2	\$0

RAPE		
OFFENSES	CLEARANCES	VALUE
27	17	\$0

ROBBERY		
OFFENSES	CLEARANCES	VALUE
134	57	\$49,080
CLASSIFICATION		OFFENSES
HIGHWAY		65
COMMERCIAL HOUSE		38
GAS & SERVICE STATION		
CHAIN STORE		
RESIDENCE		17
BANK		
MISCELLANEOUS		14
ARMED		65
STRONG-ARM		69

BURGLARY		
OFFENSES	CLEARANCES	VALUE
1,507	447	\$2,356,077
CLASSIFICATION		OFFENSES
RESIDENCE NIGHT		391
RESIDENCE DAY		462
RESIDENCE UNKNOWN		
NON-RESIDENCE NIGHT		654
NON-RESIDENCE DAY		
NON-RESIDENCE UNKNOWN		
FORCIBLE ENTRY		1,131
UNLAWFUL ENTRY - NO FORCE		171
ATTEMPTED FORCIBLE ENTRY		205

LARCENY		
OFFENSES	CLEARANCES	VALUE
3,042	876	\$922,445
CLASSIFICATION		OFFENSES
POCKET-PICKING		19
PURSE-SNATCHING		55
SHOPLIFTING		349
FROM MOTOR VEHICLES		387
MOTOR VEHICLES PARTS & ACC.		405
BICYCLES		473
FROM BUILDINGS		761
COIN-OP MACHINES		
ALL OTHER		593
\$200 & OVER		678
\$ 50 TO \$200		697
UNDER \$50		1,667

AGGRAVATED ASSAULT		
OFFENSES	CLEARANCES	VALUE
107	95	---
CLASSIFICATION		OFFENSES
FIREARM		7
KNIFE, CUTTING INSTR.		9
OTHER DANGEROUS WEAPON		71
HANDS, FISTS, FEET, ETC.		20

MOTOR VEHICLE THEFT		
OFFENSES	CLEARANCES	VALUE
574	255	\$983,162
CLASSIFICATION		OFFENSES
AUTO		574
TRUCKS & BUSES		
OTHER VEHICLES		

	OFFENSES	CLEARANCES	VALUE STOLEN	VALUE RECOVERED
GRAND TOTALS:	5,393	1,749	\$4,310,764	\$574,172

1979: OFFENSES KNOWN TO THE POLICE, CLEARANCES AND VALUE OF PROPERTY STOLEN

AGENCY: NORWICH P.D.

POPULATION: 44,500

<u>MURDER</u>		
OFFENSES	CLEARANCES	VALUE
0	0	\$0

<u>RAPE</u>		
OFFENSES	CLEARANCES	VALUE
12	10	\$0

<u>ROBBERY</u>		
OFFENSES	CLEARANCES	VALUE
36	22	\$5,463.24
CLASSIFICATION		OFFENSES
HIGHWAY		21
COMMERCIAL HOUSE		2
GAS & SERVICE STATION		1
CHAIN STORE		9
RESIDENCE		1
BANK		
MISCELLANEOUS		2
ARMED		15
STRONG-ARM		21

<u>BURGLARY</u>		
OFFENSES	CLEARANCES	VALUE
731	298	\$170,783.12
CLASSIFICATION		OFFENSES
RESIDENCE NIGHT		123
RESIDENCE DAY		177
RESIDENCE UNKNOWN		133
NON-RESIDENCE NIGHT		163
NON-RESIDENCE DAY		34
NON-RESIDENCE UNKNOWN		101
FORCIBLE ENTRY		365
UNLAWFUL ENTRY - NO FORCE		313
ATTEMPTED FORCIBLE ENTRY		53

<u>LARCENY</u>		
OFFENSES	CLEARANCES	VALUE
1,296	738	\$160,296.90
CLASSIFICATION		OFFENSES
POCKET-PICKING		1
PURSE-SNATCHING		1
SHOPLIFTING		292
FROM MOTOR VEHICLES		176
MOTOR VEHICLES PARTS & ACC.		197
BICYCLES		194
FROM BUILDINGS		242
COIN-OP MACHINES		3
ALL OTHER		190
\$200 & OVER		232
\$ 50 TO \$200		473
UNDER \$50		591

<u>AGGRAVATED ASSAULT</u>		
OFFENSES	CLEARANCES	VALUE
60	59	---
CLASSIFICATION		OFFENSES
FIREARM		2
KNIFE, CUTTING INSTR.		17
OTHER DANGEROUS WEAPON		15
HANDS, FISTS, FEET, ETC.		26

<u>MOTOR VEHICLE THEFT</u>		
OFFENSES	CLEARANCES	VALUE
138	70	\$311,003.60
CLASSIFICATION		OFFENSES
AUTO		102
TRUCKS & BUSES		11
OTHER VEHICLES		25

	<u>OFFENSES</u>	<u>CLEARANCES</u>	<u>VALUE STOLEN</u>	<u>VALUE RECOVERED</u>
GRAND TOTALS:	2,273	1,197	\$647,546.86	\$378,594.57

1979: OFFENSES KNOWN TO THE POLICE, CLEARANCES AND VALUE OF PROPERTY STOLEN

AGENCY: OLD SAYBROOK P.D.

POPULATION: 9,300

<u>MURDER</u>		
OFFENSES	CLEARANCES	VALUE
0	0	\$0

<u>RAPE</u>		
OFFENSES	CLEARANCES	VALUE
1	0	\$0

<u>ROBBERY</u>		
OFFENSES	CLEARANCES	VALUE
1	1	\$2,396
CLASSIFICATION		OFFENSES
HIGHWAY		1
COMMERCIAL HOUSE		2
GAS & SERVICE STATION		1
CHAIN STORE		4
RESIDENCE		
BANK		
MISCELLANEOUS		
ARMED		7
STRONG-ARM		1

<u>BURGLARY</u>		
OFFENSES	CLEARANCES	VALUE
148	8	\$71,391.85
CLASSIFICATION		OFFENSES
RESIDENCE NIGHT		36
RESIDENCE DAY		12
RESIDENCE UNKNOWN		52
NON-RESIDENCE NIGHT		40
NON-RESIDENCE DAY		2
NON-RESIDENCE UNKNOWN		6
FORCIBLE ENTRY		122
UNLAWFUL ENTRY - NO FORCE		23
ATTEMPTED FORCIBLE ENTRY		3

<u>LARCENY</u>		
OFFENSES	CLEARANCES	VALUE
428	70	\$147,525.80
CLASSIFICATION		OFFENSES
POCKET-PICKING		1
PURSE-SNATCHING		9
SHOPLIFTING		56
FROM MOTOR VEHICLES		43
MOTOR VEHICLES PARTS & ACC.		61
BICYCLES		78
FROM BUILDINGS		56
COIN-OP MACHINES		
ALL OTHER		124
\$200 & OVER		144
\$ 50 TO \$200		164
UNDER \$50		120

<u>AGGRAVATED ASSAULT</u>		
OFFENSES	CLEARANCES	VALUE
15	8	---
CLASSIFICATION		OFFENSES
FIREARM		1
KNIFE, CUTTING INSTR.		3
OTHER DANGEROUS WEAPON		11
HANDS, FISTS, FEET, ETC.		

<u>MOTOR VEHICLE THEFT</u>		
OFFENSES	CLEARANCES	VALUE
40	3	\$182,764
CLASSIFICATION		OFFENSES
AUTO		26
TRUCKS & BUSES		7
OTHER VEHICLES		7

	<u>OFFENSES</u>	<u>CLEARANCES</u>	<u>VALUE STOLEN</u>	<u>VALUE RECOVERED</u>
GRAND TOTALS:	640	90	\$404,077.65	\$176,676.31

1979: OFFENSES KNOWN TO THE POLICE, CLEARANCES AND VALUE OF PROPERTY STOLEN

AGENCY: ORANGE P.D.

POPULATION: 15,000

MURDER		
OFFENSES	CLEARANCES	VALUE
0	0	\$0

RAPE		
OFFENSES	CLEARANCES	VALUE
1	1	\$0

ROBBERY		
OFFENSES	CLEARANCES	VALUE
11	1	\$328,989
CLASSIFICATION		OFFENSES
HIGHWAY		3
COMMERCIAL HOUSE		4
GAS & SERVICE STATION		1
CHAIN STORE		
RESIDENCE		2
BANK		
MISCELLANEOUS		1
ARMED		7
STRONG-ARM		4

BURGLARY		
OFFENSES	CLEARANCES	VALUE
147	22	\$121,165.52
CLASSIFICATION		OFFENSES
RESIDENCE NIGHT		25
RESIDENCE DAY		28
RESIDENCE UNKNOWN		35
NON-RESIDENCE NIGHT		19
NON-RESIDENCE DAY		2
NON-RESIDENCE UNKNOWN		38
FORCIBLE ENTRY		115
UNLAWFUL ENTRY - NO FORCE		10
ATTEMPTED FORCIBLE ENTRY		22

LARCENY		
OFFENSES	CLEARANCES	VALUE
573	268	\$135,966.27
CLASSIFICATION		OFFENSES
POCKET-PICKING		1
PURSE-SNATCHING		2
SHOPLIFTING		224
FROM MOTOR VEHICLES		71
MOTOR VEHICLES PARTS & ACC.		109
BICYCLES		22
FROM BUILDINGS		52
COIN-OP MACHINES		
ALL OTHER		92
\$200 & OVER		147
\$ 50 TO \$200		180
UNDER \$50		246

AGGRAVATED ASSAULT		
OFFENSES	CLEARANCES	VALUE
11	1	---
CLASSIFICATION		OFFENSES
FIREARM		
KNIFE, CUTTING INSTR.		
OTHER DANGEROUS WEAPON		
HANDS, FISTS, FEET, ETC.		11

MOTOR VEHICLE THEFT		
OFFENSES	CLEARANCES	VALUE
82	4	\$259,485
CLASSIFICATION		OFFENSES
AUTO		66
TRUCKS & BUSES		11
OTHER VEHICLES		5

	OFFENSES	CLEARANCES	VALUE STOLEN	VALUE RECOVERED
GRAND TOTALS:	825	297	\$845,605.79	\$78,190.68

1979: OFFENSES KNOWN TO THE POLICE, CLEARANCES AND VALUE OF PROPERTY STOLEN

AGENCY: PLAINVILLE P.D.

POPULATION: 16,900

MURDER		
OFFENSES	CLEARANCES	VALUE
0	0	\$0

RAPE		
OFFENSES	CLEARANCES	VALUE
2	1	\$0

ROBBERY		
OFFENSES	CLEARANCES	VALUE
5	2	\$81,906.54
CLASSIFICATION		OFFENSES
HIGHWAY		
COMMERCIAL HOUSE		
GAS & SERVICE STATION		
CHAIN STORE		1
RESIDENCE		2
BANK		1
MISCELLANEOUS		1
ARMED		3
STRONG-ARM		2

BURGLARY		
OFFENSES	CLEARANCES	VALUE
146	44	\$64,526.50
CLASSIFICATION		OFFENSES
RESIDENCE NIGHT		26
RESIDENCE DAY		26
RESIDENCE UNKNOWN		19
NON-RESIDENCE NIGHT		42
NON-RESIDENCE DAY		15
NON-RESIDENCE UNKNOWN		18
FORCIBLE ENTRY		93
UNLAWFUL ENTRY - NO FORCE		25
ATTEMPTED FORCIBLE ENTRY		28

LARCENY		
OFFENSES	CLEARANCES	VALUE
513	167	\$77,223.53
CLASSIFICATION		OFFENSES
POCKET-PICKING		
PURSE-SNATCHING		
SHOPLIFTING		31
FROM MOTOR VEHICLES		38
MOTOR VEHICLES PARTS & ACC.		98
BICYCLES		141
FROM BUILDINGS		71
COIN-OP MACHINES		7
ALL OTHER		127
\$200 & OVER		78
\$ 50 TO \$200		243
UNDER \$50		192

AGGRAVATED ASSAULT		
OFFENSES	CLEARANCES	VALUE
5	5	---
CLASSIFICATION		OFFENSES
FIREARM		
KNIFE, CUTTING INSTR.		4
OTHER DANGEROUS WEAPON		1
HANDS, FISTS, FEET, ETC.		

MOTOR VEHICLE THEFT		
OFFENSES	CLEARANCES	VALUE
71	5	\$126,117
CLASSIFICATION		OFFENSES
AUTO		43
TRUCKS & BUSES		6
OTHER VEHICLES		22

	OFFENSES	CLEARANCES	VALUE STOLEN	VALUE RECOVERED
GRAND TOTALS:	742	224	\$349,773.57	\$133,183.85

1979: OFFENSES KNOWN TO THE POLICE, CLEARANCES AND VALUE OF PROPERTY STOLEN

AGENCY: PLYMOUTH P.D.

POPULATION: 11,000

MURDER		
OFFENSES	CLEARANCES	VALUE
0	0	\$0

RAPE		
OFFENSES	CLEARANCES	VALUE
1	1	\$0

ROBBERY		
OFFENSES	CLEARANCES	VALUE
5	0	\$315
CLASSIFICATION		OFFENSES
HIGHWAY		2
COMMERCIAL HOUSE		
GAS & SERVICE STATION		
CHAIN STORE		
RESIDENCE		1
BANK		
MISCELLANEOUS		2
ARMED		2
STRONG-ARM		3

BURGLARY		
OFFENSES	CLEARANCES	VALUE
109	32	\$38,964.16
CLASSIFICATION		OFFENSES
RESIDENCE NIGHT		19
RESIDENCE DAY		22
RESIDENCE UNKNOWN		12
NON-RESIDENCE NIGHT		45
NON-RESIDENCE DAY		3
NON-RESIDENCE UNKNOWN		8
FORCIBLE ENTRY		93
UNLAWFUL ENTRY - NO FORCE		8
ATTEMPTED FORCIBLE ENTRY		8

LARCENY		
OFFENSES	CLEARANCES	VALUE
188	31	\$34,973.57
CLASSIFICATION		OFFENSES
POCKET-PICKING		
PURSE-SNATCHING		
SHOPLIFTING		2
FROM MOTOR VEHICLES		51
MOTOR VEHICLES PARTS & ACC.		20
BICYCLES		27
FROM BUILDINGS		34
COIN-OP MACHINES		
ALL OTHER		54
\$200 & OVER		49
\$ 50 TO \$200		81
UNDER \$50		58

AGGRAVATED ASSAULT		
OFFENSES	CLEARANCES	VALUE
5	4	---
CLASSIFICATION		OFFENSES
FIREARM		
KNIFE, CUTTING INSTR.		1
OTHER DANGEROUS WEAPON		1
HANDS, FISTS, FEET, ETC.		3

MOTOR VEHICLE THEFT		
OFFENSES	CLEARANCES	VALUE
19	3	\$33,350
CLASSIFICATION		OFFENSES
AUTO		13
TRUCKS & BUSES		1
OTHER VEHICLES		5

	OFFENSES	CLEARANCES	VALUE STOLEN	VALUE RECOVERED
GRAND TOTALS:	327	71	\$107,602.73	\$38,968.53

1979: OFFENSES KNOWN TO THE POLICE, CLEARANCES AND VALUE OF PROPERTY STOLEN

AGENCY: PUTNAM P.D.

POPULATION: 8,900

MURDER		
OFFENSES	CLEARANCES	VALUE
0	0	\$0

RAPE		
OFFENSES	CLEARANCES	VALUE
2	0	\$0

ROBBERY		
OFFENSES	CLEARANCES	VALUE
2	3	\$130
CLASSIFICATION		OFFENSES
HIGHWAY		1
COMMERCIAL HOUSE		
GAS & SERVICE STATION		
CHAIN STORE		1
RESIDENCE		
BANK		
MISCELLANEOUS		
ARMED		1
STRONG-ARM		1

BURGLARY		
OFFENSES	CLEARANCES	VALUE
88	24	\$4,059.37
CLASSIFICATION		OFFENSES
RESIDENCE NIGHT		18
RESIDENCE DAY		4
RESIDENCE UNKNOWN		13
NON-RESIDENCE NIGHT		26
NON-RESIDENCE DAY		3
NON-RESIDENCE UNKNOWN		24
FORCIBLE ENTRY		50
UNLAWFUL ENTRY - NO FORCE		18
ATTEMPTED FORCIBLE ENTRY		20

LARCENY		
OFFENSES	CLEARANCES	VALUE
231	42	\$29,612.52
CLASSIFICATION		OFFENSES
POCKET-PICKING		
PURSE-SNATCHING		1
SHOPLIFTING		28
FROM MOTOR VEHICLES		33
MOTOR VEHICLES PARTS & ACC.		50
BICYCLES		41
FROM BUILDINGS		22
COIN-OP MACHINES		1
ALL OTHER		55
\$200 & OVER		18
\$ 50 TO \$200		96
UNDER \$50		117

AGGRAVATED ASSAULT		
OFFENSES	CLEARANCES	VALUE
5	5	----
CLASSIFICATION		OFFENSES
FIREARM		1
KNIFE, CUTTING INSTR.		4
OTHER DANGEROUS WEAPON		
HANDS, FISTS, FEET, ETC.		

MOTOR VEHICLE THEFT		
OFFENSES	CLEARANCES	VALUE
23	5	\$36,939
CLASSIFICATION		OFFENSES
AUTO		14
TRUCKS & BUSES		1
OTHER VEHICLES		8

	OFFENSES	CLEARANCES	VALUE STOLEN	VALUE RECOVERED
GRAND TOTALS:	351	79	\$70,740.89	\$28,375.14

CONTINUED

1 OF 4

1979: OFFENSES KNOWN TO THE POLICE, CLEARANCES AND VALUE OF PROPERTY STOLEN

AGENCY: RIDGEFIELD P.D.

POPULATION: 20,100

MURDER		
OFFENSES	CLEARANCES	VALUE
0	0	\$0

RAPE		
OFFENSES	CLEARANCES	VALUE
0	0	\$0

ROBBERY		
OFFENSES	CLEARANCES	VALUE
0	0	\$0
CLASSIFICATION		OFFENSES
HIGHWAY		
COMMERCIAL HOUSE		
GAS & SERVICE STATION		
CHAIN STORE		
RESIDENCE		
BANK		
MISCELLANEOUS		
ARMED		
STRONG-ARM		

BURGLARY		
OFFENSES	CLEARANCES	VALUE
198	21	\$180,302.96
CLASSIFICATION		OFFENSES
RESIDENCE NIGHT		37
RESIDENCE DAY		58
RESIDENCE UNKNOWN		53
NON-RESIDENCE NIGHT		40
NON-RESIDENCE DAY		2
NON-RESIDENCE UNKNOWN		8
FORCIBLE ENTRY		91
UNLAWFUL ENTRY - NO FORCE		68
ATTEMPTED FORCIBLE ENTRY		39

LARCENY		
OFFENSES	CLEARANCES	VALUE
475	52	\$125,933.90
CLASSIFICATION		OFFENSES
POCKET-PICKING		1
PURSE-SNATCHING		2
SHOPLIFTING		35
FROM MOTOR VEHICLES		56
MOTOR VEHICLES PARTS & ACC.		46
BICYCLES		57
FROM BUILDINGS		64
COIN-OP MACHINES		
ALL OTHER		214
\$200 & OVER		186
\$ 50 TO \$200		130
UNDER \$50		159

AGGRAVATED ASSAULT		
OFFENSES	CLEARANCES	VALUE
41	25	---
CLASSIFICATION		OFFENSES
FIREARM		3
KNIFE, CUTTING INSTR.		1
OTHER DANGEROUS WEAPON		37
HANDS, FISTS, FEET, ETC.		

MOTOR VEHICLE THEFT		
OFFENSES	CLEARANCES	VALUE
31	8	\$154,350
CLASSIFICATION		OFFENSES
AUTO		21
TRUCKS & BUSES		4
OTHER VEHICLES		6

	OFFENSES	CLEARANCES	VALUE STOLEN	VALUE RECOVERED
GRAND TOTALS:	745	106	\$460,586.86	\$121,016.05

1979: OFFENSES KNOWN TO THE POLICE, CLEARANCES AND VALUE OF PROPERTY STOLEN

AGENCY: ROCKY HILL P.D.

POPULATION: 11,500

MURDER		
OFFENSES	CLEARANCES	VALUE
0	0	\$0

RAPE		
OFFENSES	CLEARANCES	VALUE
2	2	\$0

ROBBERY		
OFFENSES	CLEARANCES	VALUE
5	1	\$970
CLASSIFICATION		OFFENSES
HIGHWAY		
COMMERCIAL HOUSE		3
GAS & SERVICE STATION		
CHAIN STORE		1
RESIDENCE		
BANK		
MISCELLANEOUS		1
ARMED		3
STRONG-ARM		2

BURGLARY		
OFFENSES	CLEARANCES	VALUE
119	22	\$94,397.10
CLASSIFICATION		OFFENSES
RESIDENCE NIGHT		28
RESIDENCE DAY		20
RESIDENCE UNKNOWN		38
NON-RESIDENCE NIGHT		20
NON-RESIDENCE DAY		2
NON-RESIDENCE UNKNOWN		11
FORCIBLE ENTRY		59
UNLAWFUL ENTRY - NO FORCE		44
ATTEMPTED FORCIBLE ENTRY		16

LARCENY		
OFFENSES	CLEARANCES	VALUE
333	47	\$98,229.02
CLASSIFICATION		OFFENSES
POCKET-PICKING		18
PURSE-SNATCHING		2
SHOPLIFTING		32
FROM MOTOR VEHICLES		28
MOTOR VEHICLES PARTS & ACC.		113
BICYCLES		35
FROM BUILDINGS		39
COIN-OP MACHINES		8
ALL OTHER		58
\$200 & OVER		88
\$ 50 TO \$200		124
UNDER \$50		121

AGGRAVATED ASSAULT		
OFFENSES	CLEARANCES	VALUE
8	6	---
CLASSIFICATION		OFFENSES
FIREARM		2
KNIFE, CUTTING INSTR.		2
OTHER DANGEROUS WEAPON		3
HANDS, FISTS, FEET, ETC.		1

MOTOR VEHICLE THEFT		
OFFENSES	CLEARANCES	VALUE
75	6	\$134,372
CLASSIFICATION		OFFENSES
AUTO		57
TRUCKS & BUSES		7
OTHER VEHICLES		11

	OFFENSES	CLEARANCES	VALUE STOLEN	VALUE RECOVERED
GRAND TOTALS:	542	84	\$327,968.12	\$107,464.77

1979: OFFENSES KNOWN TO THE POLICE, CLEARANCES AND VALUE OF PROPERTY STOLEN

AGENCY: SEYMOUR P.D.

POPULATION: 13,800

MURDER		
OFFENSES	CLEARANCES	VALUE
0	0	\$0

RAPE		
OFFENSES	CLEARANCES	VALUE
1	0	\$0

ROBBERY		
OFFENSES	CLEARANCES	VALUE
3	2	\$30
CLASSIFICATION		OFFENSES
HIGHWAY		
COMMERCIAL HOUSE		
GAS & SERVICE STATION		1
CHAIN STORE		
RESIDENCE		
BANK		
MISCELLANEOUS		2
ARMED		1
STRONG-ARM		2

BURGLARY		
OFFENSES	CLEARANCES	VALUE
67	41	\$31,975
CLASSIFICATION		OFFENSES
RESIDENCE NIGHT		3
RESIDENCE DAY		20
RESIDENCE UNKNOWN		16
NON-RESIDENCE NIGHT		18
NON-RESIDENCE DAY		2
NON-RESIDENCE UNKNOWN		8
FORCIBLE ENTRY		47
UNLAWFUL ENTRY - NO FORCE		13
ATTEMPTED FORCIBLE ENTRY		7

LARCENY		
OFFENSES	CLEARANCES	VALUE
314	153	\$43,084
CLASSIFICATION		OFFENSES
POCKET-PICKING		1
PURSE-SNATCHING		1
SHOPLIFTING		25
FROM MOTOR VEHICLES		61
MOTOR VEHICLES PARTS & ACC.		26
BICYCLES		24
FROM BUILDINGS		44
COIN-OP MACHINES		
ALL OTHER		132
\$200 & OVER		41
\$ 50 TO \$200		110
UNDER \$50		163

AGGRAVATED ASSAULT		
OFFENSES	CLEARANCES	VALUE
10	8	---
CLASSIFICATION		OFFENSES
FIREARM		1
KNIFE, CUTTING INSTR.		1
OTHER DANGEROUS WEAPON		
HANDS, FISTS, FEET, ETC.		8

MOTOR VEHICLE THEFT		
OFFENSES	CLEARANCES	VALUE
40	23	\$108,575
CLASSIFICATION		OFFENSES
AUTO		29
TRUCKS & BUSES		4
OTHER VEHICLES		7

OFFENSES	CLEARANCES	VALUE STOLEN	VALUE RECOVERED
GRAND TOTALS: 435	227	\$183,664	\$113,264

1979: OFFENSES KNOWN TO THE POLICE, CLEARANCES AND VALUE OF PROPERTY STOLEN

AGENCY: SHELTON P.D.

POPULATION: 30,300

MURDER		
OFFENSES	CLEARANCES	VALUE
0	0	\$0

RAPE		
OFFENSES	CLEARANCES	VALUE
4	1	\$0

ROBBERY		
OFFENSES	CLEARANCES	VALUE
3	0	\$641
CLASSIFICATION		OFFENSES
HIGHWAY		1
COMMERCIAL HOUSE		1
GAS & SERVICE STATION		
CHAIN STORE		
RESIDENCE		1
BANK		
MISCELLANEOUS		
ARMED		2
STRONG-ARM		1

BURGLARY		
OFFENSES	CLEARANCES	VALUE
162	63	\$127,676
CLASSIFICATION		OFFENSES
RESIDENCE NIGHT		31
RESIDENCE DAY		44
RESIDENCE UNKNOWN		37
NON-RESIDENCE NIGHT		39
NON-RESIDENCE DAY		5
NON-RESIDENCE UNKNOWN		6
FORCIBLE ENTRY		147
UNLAWFUL ENTRY - NO FORCE		11
ATTEMPTED FORCIBLE ENTRY		4

LARCENY		
OFFENSES	CLEARANCES	VALUE
516	69	\$133,714.72
CLASSIFICATION		OFFENSES
POCKET-PICKING		2
PURSE-SNATCHING		2
SHOPLIFTING		2
FROM MOTOR VEHICLES		88
MOTOR VEHICLES PARTS & ACC.		123
BICYCLES		38
FROM BUILDINGS		90
COIN-OP MACHINES		4
ALL OTHER		167
\$200 & OVER		175
\$ 50 TO \$200		182
UNDER \$50		159

AGGRAVATED ASSAULT		
OFFENSES	CLEARANCES	VALUE
11	9	---
CLASSIFICATION		OFFENSES
FIREARM		
KNIFE, CUTTING INSTR.		2
OTHER DANGEROUS WEAPON		2
HANDS, FISTS, FEET, ETC.		7

MOTOR VEHICLE THEFT		
OFFENSES	CLEARANCES	VALUE
54	8	\$214,820
CLASSIFICATION		OFFENSES
AUTO		41
TRUCKS & BUSES		3
OTHER VEHICLES		10

OFFENSES	CLEARANCES	VALUE STOLEN	VALUE RECOVERED
GRAND TOTALS: 750	150	\$476,851.72	\$84,052

1979: OFFENSES KNOWN TO THE POLICE, CLEARANCES AND VALUE OF PROPERTY STOLEN

AGENCY: SIMSBURY P.D.

POPULATION: 20,600

MURDER		
OFFENSES	CLEARANCES	VALUE
0	0	\$0

RAPE		
OFFENSES	CLEARANCES	VALUE
0	0	\$0

ROBBERY		
OFFENSES	CLEARANCES	VALUE
0	0	\$0
CLASSIFICATION		OFFENSES
HIGHWAY		
COMMERCIAL HOUSE		
GAS & SERVICE STATION		
CHAIN STORE		
RESIDENCE		
BANK		
MISCELLANEOUS		
ARMED		
STRONG-ARM		

BURGLARY		
OFFENSES	CLEARANCES	VALUE
189	21	\$150,356
CLASSIFICATION		OFFENSES
RESIDENCE NIGHT		38
RESIDENCE DAY		31
RESIDENCE UNKNOWN		63
NON-RESIDENCE NIGHT		37
NON-RESIDENCE DAY		10
NON-RESIDENCE UNKNOWN		10
FORCIBLE ENTRY		100
UNLAWFUL ENTRY - NO FORCE		81
ATTEMPTED FORCIBLE ENTRY		8

LARCENY		
OFFENSES	CLEARANCES	VALUE
225	70	\$128,070
CLASSIFICATION		OFFENSES
POCKET-PICKING		1
PURSE-SNATCHING		
SHOPLIFTING		30
FROM MOTOR VEHICLES		39
MOTOR VEHICLES PARTS & ACC.		49
BICYCLES		21
FROM BUILDINGS		39
COIN-OP MACHINES		3
ALL OTHER		73
\$200 & OVER		75
\$ 50 TO \$200		84
UNDER \$50		96

AGGRAVATED ASSAULT		
OFFENSES	CLEARANCES	VALUE
25	21	---
CLASSIFICATION		OFFENSES
FIREARM		
KNIFE, CUTTING INSTR.		1
OTHER DANGEROUS WEAPON		3
HANDS, FISTS, FEET, ETC.		21

MOTOR VEHICLE THEFT		
OFFENSES	CLEARANCES	VALUE
43	12	\$111,360
CLASSIFICATION		OFFENSES
AUTO		30
TRUCKS & BUSES		5
OTHER VEHICLES		8

	OFFENSES	CLEARANCES	VALUE STOLEN	VALUE RECOVERED
GRAND TOTALS:	512	124	\$389,786	\$120,341

1979: OFFENSES KNOWN TO THE POLICE, CLEARANCES AND VALUE OF PROPERTY STOLEN

AGENCY: SOUTH WINDSOR P.D.*

POPULATION: 16,200

MURDER		
OFFENSES	CLEARANCES	VALUE
0	0	\$0

RAPE		
OFFENSES	CLEARANCES	VALUE
4	0	0

ROBBERY		
OFFENSES	CLEARANCES	VALUE
10	2	\$1,695
CLASSIFICATION		OFFENSES
HIGHWAY		3
COMMERCIAL HOUSE		1
GAS & SERVICE STATION		4
CHAIN STORE		
RESIDENCE		1
BANK		
MISCELLANEOUS		1
ARMED		9
STRONG-ARM		1

BURGLARY		
OFFENSES	CLEARANCES	VALUE
174	31	\$49,882.55
CLASSIFICATION		OFFENSES
RESIDENCE NIGHT		29
RESIDENCE DAY		29
RESIDENCE UNKNOWN		36
NON-RESIDENCE NIGHT		46
NON-RESIDENCE DAY		3
NON-RESIDENCE UNKNOWN		21
FORCIBLE ENTRY		126
UNLAWFUL ENTRY - NO FORCE		23
ATTEMPTED FORCIBLE ENTRY		25

LARCENY		
OFFENSES	CLEARANCES	VALUE
350	40	\$76,215.54
CLASSIFICATION		OFFENSES
POCKET-PICKING		2
PURSE-SNATCHING		1
SHOPLIFTING		10
FROM MOTOR VEHICLES		84
MOTOR VEHICLES PARTS & ACC.		36
BICYCLES		61
FROM BUILDINGS		56
COIN-OP MACHINES		
ALL OTHER		90
\$200 & OVER		72
\$ 50 TO \$200		133
UNDER \$50		135

AGGRAVATED ASSAULT		
OFFENSES	CLEARANCES	VALUE
13	10	---
CLASSIFICATION		OFFENSES
FIREARM		
KNIFE, CUTTING INSTR.		2
OTHER DANGEROUS WEAPON		6
HANDS, FISTS, FEET, ETC.		5

MOTOR VEHICLE THEFT		
OFFENSES	CLEARANCES	VALUE
44	3	\$59,876.83
CLASSIFICATION		OFFENSES
AUTO		30
TRUCKS & BUSES		3
OTHER VEHICLES		11

	OFFENSES	CLEARANCES	VALUE STOLEN	VALUE RECOVERED
GRAND TOTALS:	595	86	\$187,669.92	\$60,024.88

*Incomplete UCR Return submitted for January, 1979. Consequently, the first classification breakdowns for Burglary and Larceny will not equal the totals for these offenses.

1979: OFFENSES KNOWN TO THE POLICE, CLEARANCES AND VALUE OF PROPERTY STOLEN

AGENCY: SOUTHLINGTON P.D.

POPULATION: 34,000

<u>MURDER</u>		
OFFENSES	CLEARANCES	VALUE
0	0	\$0

<u>RAPE</u>		
OFFENSES	CLEARANCES	VALUE
6	4	\$0

<u>ROBBERY</u>		
OFFENSES	CLEARANCES	VALUE
15	7	\$7,775.57
CLASSIFICATION		OFFENSES
HIGHWAY		1
COMMERCIAL HOUSE		4
GAS & SERVICE STATION		2
CHAIN STORE		6
RESIDENCE		
BANK		1
MISCELLANEOUS		1
ARMED		14
STRONG-ARM		1

<u>BURGLARY</u>		
OFFENSES	CLEARANCES	VALUE
352	90	\$112,022.19
CLASSIFICATION		OFFENSES
RESIDENCE NIGHT		108
RESIDENCE DAY		62
RESIDENCE UNKNOWN		22
NON-RESIDENCE NIGHT		148
NON-RESIDENCE DAY		2
NON-RESIDENCE UNKNOWN		10
FORCIBLE ENTRY		259
UNLAWFUL ENTRY - NO FORCE		18
ATTEMPTED FORCIBLE ENTRY		75

<u>LARCENY</u>		
OFFENSES	CLEARANCES	VALUE
722	159	\$100,967.98
CLASSIFICATION		OFFENSES
POCKET-PICKING		
PURSE-SNATCHING		2
SHOPLIFTING		66
FROM MOTOR VEHICLES		81
MOTOR VEHICLES PARTS & ACC.		154
BICYCLES		149
FROM BUILDINGS		130
COIN-OP MACHINES		8
ALL OTHER		132
\$200 & OVER		128
\$ 50 TO \$200		340
UNDER \$50		254

<u>AGGRAVATED ASSAULT</u>		
OFFENSES	CLEARANCES	VALUE
55	51	---
CLASSIFICATION		OFFENSES
FIREARM		2
KNIFE, CUTTING INSTR.		6
OTHER DANGEROUS WEAPON		4
HANDS, FISTS, FEET, ETC.		43

<u>MOTOR VEHICLE THEFT</u>		
OFFENSES	CLEARANCES	VALUE
111	6	\$561,444
CLASSIFICATION		OFFENSES
AUTO		73
TRUCKS & BUSES		21
OTHER VEHICLES		17

	<u>OFFENSES</u>	<u>CLEARANCES</u>	<u>VALUE STOLEN</u>	<u>VALUE RECOVERED</u>
GRAND TOTALS:	1,261	317	\$782,209.74	\$337,403.52

1979: OFFENSES KNOWN TO THE POLICE, CLEARANCES AND VALUE OF PROPERTY STOLEN

AGENCY: STAFFORD SPRINGS P.D.

POPULATION: 4,000

<u>MURDER</u>		
OFFENSES	CLEARANCES	VALUE
0	0	\$0

<u>RAPE</u>		
OFFENSES	CLEARANCES	VALUE
4	2	\$47

<u>ROBBERY</u>		
OFFENSES	CLEARANCES	VALUE
3	1	\$472
CLASSIFICATION		OFFENSES
HIGHWAY		1
COMMERCIAL HOUSE		
GAS & SERVICE STATION		
CHAIN STORE		
RESIDENCE		1
BANK		
MISCELLANEOUS		1
ARMED		
STRONG-ARM		3

<u>BURGLARY</u>		
OFFENSES	CLEARANCES	VALUE
73	8	\$21,034.35
CLASSIFICATION		OFFENSES
RESIDENCE NIGHT		5
RESIDENCE DAY		4
RESIDENCE UNKNOWN		11
NON-RESIDENCE NIGHT		45
NON-RESIDENCE DAY		1
NON-RESIDENCE UNKNOWN		7
FORCIBLE ENTRY		66
UNLAWFUL ENTRY - NO FORCE		7
ATTEMPTED FORCIBLE ENTRY		

<u>LARCENY</u>		
OFFENSES	CLEARANCES	VALUE
53	10	\$28,166
CLASSIFICATION		OFFENSES
POCKET-PICKING		1
PURSE-SNATCHING		1
SHOPLIFTING		2
FROM MOTOR VEHICLES		15
MOTOR VEHICLES PARTS & ACC.		5
BICYCLES		11
FROM BUILDINGS		9
COIN-OP MACHINES		
ALL OTHER		9
\$200 & OVER		11
\$ 50 TO \$200		25
UNDER \$50		17

<u>AGGRAVATED ASSAULT</u>		
OFFENSES	CLEARANCES	VALUE
17	16	---
CLASSIFICATION		OFFENSES
FIREARM		
KNIFE, CUTTING INSTR.		1
OTHER DANGEROUS WEAPON		2
HANDS, FISTS, FEET, ETC.		14

<u>MOTOR VEHICLE THEFT</u>		
OFFENSES	CLEARANCES	VALUE
10	4	\$15,700
CLASSIFICATION		OFFENSES
AUTO		9
TRUCKS & BUSES		
OTHER VEHICLES		1

	<u>OFFENSES</u>	<u>CLEARANCES</u>	<u>VALUE STOLEN</u>	<u>VALUE RECOVERED</u>
GRAND TOTALS:	160	41	\$65,419.35	\$16,306

1979: OFFENSES KNOWN TO THE POLICE, CLEARANCES AND VALUE OF PROPERTY STOLEN

AGENCY: STAMFORD P.D.

POPULATION: 107,000

<u>MURDER</u>		
OFFENSES	CLEARANCES	VALUE
5	4	\$0

<u>RAPE</u>		
OFFENSES	CLEARANCES	VALUE
19	7	\$0

<u>ROBBERY</u>		
OFFENSES	CLEARANCES	VALUE
229	64	\$49,853
CLASSIFICATION		OFFENSES
HIGHWAY		187
COMMERCIAL HOUSE		16
GAS & SERVICE STATION		5
CHAIN STORE		5
RESIDENCE		4
BANK		2
MISCELLANEOUS		10
ARMED		67
STRONG-ARM		162

<u>BURGLARY</u>		
OFFENSES	CLEARANCES	VALUE
2,544	196	\$2,547,524
CLASSIFICATION		OFFENSES
RESIDENCE NIGHT		410
RESIDENCE DAY		1,267
RESIDENCE UNKNOWN		
NON-RESIDENCE NIGHT		827
NON-RESIDENCE DAY		40
NON-RESIDENCE UNKNOWN		
FORCIBLE ENTRY		2,318
UNLAWFUL ENTRY - NO FORCE		26
ATTEMPTED FORCIBLE ENTRY		200

<u>LARCENY</u>		
OFFENSES	CLEARANCES	VALUE
3,917	600	\$1,174,284
CLASSIFICATION		OFFENSES
POCKET-PICKING		6
PURSE-SNATCHING		1
SHOPLIFTING		383
FROM MOTOR VEHICLES		1,596
MOTOR VEHICLES PARTS & ACC.		351
BICYCLES		281
FROM BUILDINGS		895
COIN-OP MACHINES		3
ALL OTHER		401
\$200 & OVER		1,359
\$ 50 TO \$200		1,326
UNDER \$50		1,232

<u>AGGRAVATED ASSAULT</u>		
OFFENSES	CLEARANCES	VALUE
146	75	---
CLASSIFICATION		OFFENSES
FIREARM		36
KNIFE, CUTTING INSTR.		44
OTHER DANGEROUS WEAPON		58
HANDS, FISTS, FEET, ETC.		8

<u>MOTOR VEHICLE THEFT</u>		
OFFENSES	CLEARANCES	VALUE
843	70	\$2,272,427
CLASSIFICATION		OFFENSES
AUTO		706
TRUCKS & BUSES		26
OTHER VEHICLES		111

	<u>OFFENSES</u>	<u>CLEARANCES</u>	<u>VALUE STOLEN</u>	<u>VALUE RECOVERED</u>
GRAND TOTALS:	7,703	1,016	\$6,044,088	\$1,702,854

1979: OFFENSES KNOWN TO THE POLICE, CLEARANCES AND VALUE OF PROPERTY STOLEN

AGENCY: STONINGTON P.D.

POPULATION: 17,000

<u>MURDER</u>		
OFFENSES	CLEARANCES	VALUE
0	0	\$0

<u>RAPE</u>		
OFFENSES	CLEARANCES	VALUE
1	1	\$0

<u>ROBBERY</u>		
OFFENSES	CLEARANCES	VALUE
11	3	\$4,021.03
CLASSIFICATION		OFFENSES
HIGHWAY		1
COMMERCIAL HOUSE		1
GAS & SERVICE STATION		5
CHAIN STORE		1
RESIDENCE		1
BANK		
MISCELLANEOUS		2
ARMED		7
STRONG-ARM		4

<u>BURGLARY</u>		
OFFENSES	CLEARANCES	VALUE
241	15	\$185,361.18
CLASSIFICATION		OFFENSES
RESIDENCE NIGHT		30
RESIDENCE DAY		34
RESIDENCE UNKNOWN		56
NON-RESIDENCE NIGHT		45
NON-RESIDENCE DAY		8
NON-RESIDENCE UNKNOWN		68
FORCIBLE ENTRY		108
UNLAWFUL ENTRY - NO FORCE		100
ATTEMPTED FORCIBLE ENTRY		33

<u>LARCENY</u>		
OFFENSES	CLEARANCES	VALUE
495	45	\$108,045.10
CLASSIFICATION		OFFENSES
POCKET-PICKING		2
PURSE-SNATCHING		13
SHOPLIFTING		12
FROM MOTOR VEHICLES		134
MOTOR VEHICLES PARTS & ACC.		29
BICYCLES		85
FROM BUILDINGS		74
COIN-OP MACHINES		13
ALL OTHER		133
\$200 & OVER		118
\$ 50 TO \$200		201
UNDER \$50		176

<u>AGGRAVATED ASSAULT</u>		
OFFENSES	CLEARANCES	VALUE
4	4	---
CLASSIFICATION		OFFENSES
FIREARM		
KNIFE, CUTTING INSTR.		
OTHER DANGEROUS WEAPON		
HANDS, FISTS, FEET, ETC.		4

<u>MOTOR VEHICLE THEFT</u>		
OFFENSES	CLEARANCES	VALUE
51	17	\$101,750
CLASSIFICATION		OFFENSES
AUTO		38
TRUCKS & BUSES		3
OTHER VEHICLES		10

	<u>OFFENSES</u>	<u>CLEARANCES</u>	<u>VALUE STOLEN</u>	<u>VALUE RECOVERED</u>
GRAND TOTALS:	803	85	\$399,177.31	\$100,507.26

1979: OFFENSES KNOWN TO THE POLICE, CLEARANCES AND VALUE OF PROPERTY STOLEN

AGENCY: STRATFORD P.D.

POPULATION: 50,600

MURDER		
OFFENSES	CLEARANCES	VALUE
1	1	\$0

RAPE		
OFFENSES	CLEARANCES	VALUE
4	3	\$0

ROBBERY		
OFFENSES	CLEARANCES	VALUE
26	19	\$15,993
CLASSIFICATION		OFFENSES
HIGHWAY		6
COMMERCIAL HOUSE		14
GAS & SERVICE STATION		3
CHAIN STORE		1
RESIDENCE		1
BANK		1
MISCELLANEOUS		1
ARMED		23
STRONG-ARM		3

BURGLARY		
OFFENSES	CLEARANCES	VALUE
438	106	\$315,065
CLASSIFICATION		OFFENSES
RESIDENCE NIGHT		94
RESIDENCE DAY		216
RESIDENCE UNKNOWN		
NON-RESIDENCE NIGHT		110
NON-RESIDENCE DAY		18
NON-RESIDENCE UNKNOWN		
FORCIBLE ENTRY		421
UNLAWFUL ENTRY - NO FORCE		17
ATTEMPTED FORCIBLE ENTRY		

LARCENY		
OFFENSES	CLEARANCES	VALUE
1,169	307	\$248,095
CLASSIFICATION		OFFENSES
POCKET-PICKING		19
PURSE-SNATCHING		18
SHOPLIFTING		73
FROM MOTOR VEHICLES		190
MOTOR VEHICLES PARTS & ACC.		206
BICYCLES		237
FROM BUILDINGS		210
COIN-OP MACHINES		2
ALL OTHER		214
\$200 & OVER		266
\$ 50 TO \$200		584
UNDER \$50		319

AGGRAVATED ASSAULT		
OFFENSES	CLEARANCES	VALUE
10	10	---
CLASSIFICATION		OFFENSES
FIREARM		1
KNIFE, CUTTING INSTR.		1
OTHER DANGEROUS WEAPON		1
HANDS, FISTS, FEET, ETC.		8

MOTOR VEHICLE THEFT		
OFFENSES	CLEARANCES	VALUE
308	9	\$823,849
CLASSIFICATION		OFFENSES
AUTO		299
TRUCKS & BUSES		3
OTHER VEHICLES		6

	OFFENSES	CLEARANCES	VALUE STOLEN	VALUE RECOVERED
GRAND TOTALS:	1,956	455	\$1,403,002	\$691,230

1979: OFFENSES KNOWN TO THE POLICE, CLEARANCES AND VALUE OF PROPERTY STOLEN

AGENCY: SUFFIELD P.D.

POPULATION: 10,100

MURDER		
OFFENSES	CLEARANCES	VALUE
0	0	\$0

RAPE		
OFFENSES	CLEARANCES	VALUE
0	0	\$0

ROBBERY		
OFFENSES	CLEARANCES	VALUE
1	0	\$200
CLASSIFICATION		OFFENSES
HIGHWAY		
COMMERCIAL HOUSE		1
GAS & SERVICE STATION		
CHAIN STORE		
RESIDENCE		
BANK		
MISCELLANEOUS		
ARMED		1
STRONG-ARM		

BURGLARY		
OFFENSES	CLEARANCES	VALUE
41	9	\$30,293.47
CLASSIFICATION		OFFENSES
RESIDENCE NIGHT		7
RESIDENCE DAY		12
RESIDENCE UNKNOWN		2
NON-RESIDENCE NIGHT		12
NON-RESIDENCE DAY		2
NON-RESIDENCE UNKNOWN		6
FORCIBLE ENTRY		34
UNLAWFUL ENTRY - NO FORCE		4
ATTEMPTED FORCIBLE ENTRY		3

LARCENY		
OFFENSES	CLEARANCES	VALUE
121	8	\$35,894.44
CLASSIFICATION		OFFENSES
POCKET-PICKING		1
PURSE-SNATCHING		
SHOPLIFTING		1
FROM MOTOR VEHICLES		15
MOTOR VEHICLES PARTS & ACC.		14
BICYCLES		9
FROM BUILDINGS		23
COIN-OP MACHINES		
ALL OTHER		58
\$200 & OVER		42
\$ 50 TO \$200		41
UNDER \$50		38

AGGRAVATED ASSAULT		
OFFENSES	CLEARANCES	VALUE
3	1	---
CLASSIFICATION		OFFENSES
FIREARM		1
KNIFE, CUTTING INSTR.		
OTHER DANGEROUS WEAPON		
HANDS, FISTS, FEET, ETC.		2

MOTOR VEHICLE THEFT		
OFFENSES	CLEARANCES	VALUE
18	4	\$40,800
CLASSIFICATION		OFFENSES
AUTO		12
TRUCKS & BUSES		1
OTHER VEHICLES		5

	OFFENSES	CLEARANCES	VALUE STOLEN	VALUE RECOVERED
GRAND TOTALS:	184	22	\$107,187.91	\$48,184

1979: OFFENSES KNOWN TO THE POLICE, CLEARANCES AND VALUE OF PROPERTY STOLEN

AGENCY: THOMASTON P.D.

POPULATION: 6,300

MURDER		
OFFENSES	CLEARANCES	VALUE
0	0	\$0

RAPE		
OFFENSES	CLEARANCES	VALUE
0	0	\$0

ROBBERY		
OFFENSES	CLEARANCES	VALUE
1	0	\$500
CLASSIFICATION		OFFENSES
HIGHWAY		
COMMERCIAL HOUSE		
GAS & SERVICE STATION		1
CHAIN STORE		
RESIDENCE		
BANK		
MISCELLANEOUS		
ARMED		1
STRONG-ARM		

BURGLARY		
OFFENSES	CLEARANCES	VALUE
52	14	\$32,756
CLASSIFICATION		OFFENSES
RESIDENCE NIGHT		16
RESIDENCE DAY		10
RESIDENCE UNKNOWN		2
NON-RESIDENCE NIGHT		24
NON-RESIDENCE DAY		
NON-RESIDENCE UNKNOWN		
FORCIBLE ENTRY		37
UNLAWFUL ENTRY - NO FORCE		12
ATTEMPTED FORCIBLE ENTRY		3

LARCENY		
OFFENSES	CLEARANCES	VALUE
62	15	\$14,134.92
CLASSIFICATION		OFFENSES
POCKET-PICKING		
PURSE-SNATCHING		
SHOPLIFTING		3
FROM MOTOR VEHICLES		13
MOTOR VEHICLES PARTS & ACC.		11
BICYCLES		5
FROM BUILDINGS		6
COIN-OP MACHINES		
ALL OTHER		24
\$200 & OVER		18
\$ 50 TO \$200		18
UNDER \$50		26

AGGRAVATED ASSAULT		
OFFENSES	CLEARANCES	VALUE
18	16	---
CLASSIFICATION		OFFENSES
FIREARM		3
KNIFE, CUTTING INSTR.		2
OTHER DANGEROUS WEAPON		
HANDS, FISTS, FEET, ETC.		13

MOTOR VEHICLE THEFT		
OFFENSES	CLEARANCES	VALUE
10	0	\$11,300
CLASSIFICATION		OFFENSES
AUTO		6
TRUCKS & BUSES		2
OTHER VEHICLES		2

OFFENSES CLEARANCES VALUE STOLEN VALUE RECOVERED

GRAND TOTALS: 143 45 \$58,690.92 \$25,314

1979: OFFENSES KNOWN TO THE POLICE, CLEARANCES AND VALUE OF PROPERTY STOLEN

AGENCY: TORRINGTON P.D.

POPULATION: 31,600

MURDER		
OFFENSES	CLEARANCES	VALUE
0	0	\$0

RAPE		
OFFENSES	CLEARANCES	VALUE
1	0	\$0

ROBBERY		
OFFENSES	CLEARANCES	VALUE
8	6	\$3,720
CLASSIFICATION		OFFENSES
HIGHWAY		1
COMMERCIAL HOUSE		
GAS & SERVICE STATION		1
CHAIN STORE		4
RESIDENCE		
BANK		
MISCELLANEOUS		2
ARMED		8
STRONG-ARM		

BURGLARY		
OFFENSES	CLEARANCES	VALUE
219	44	\$67,206.93
CLASSIFICATION		OFFENSES
RESIDENCE NIGHT		12
RESIDENCE DAY		94
RESIDENCE UNKNOWN		29
NON-RESIDENCE NIGHT		82
NON-RESIDENCE DAY		
NON-RESIDENCE UNKNOWN		2
FORCIBLE ENTRY		181
UNLAWFUL ENTRY - NO FORCE		14
ATTEMPTED FORCIBLE ENTRY		24

LARCENY		
OFFENSES	CLEARANCES	VALUE
696	133	\$58,998.90
CLASSIFICATION		OFFENSES
POCKET-PICKING		
PURSE-SNATCHING		
SHOPLIFTING		76
FROM MOTOR VEHICLES		60
MOTOR VEHICLES PARTS & ACC.		167
BICYCLES		231
FROM BUILDINGS		88
COIN-OP MACHINES		7
ALL OTHER		67
\$200 & OVER		67
\$ 50 TO \$200		183
UNDER \$50		446

AGGRAVATED ASSAULT		
OFFENSES	CLEARANCES	VALUE
20	18	---
CLASSIFICATION		OFFENSES
FIREARM		
KNIFE, CUTTING INSTR.		5
OTHER DANGEROUS WEAPON		5
HANDS, FISTS, FEET, ETC.		10

MOTOR VEHICLE THEFT		
OFFENSES	CLEARANCES	VALUE
99	16	\$166,150
CLASSIFICATION		OFFENSES
AUTO		82
TRUCKS & BUSES		7
OTHER VEHICLES		10

OFFENSES CLEARANCES VALUE STOLEN VALUE RECOVERED

GRAND TOTALS: 1,043 217 \$296,075.83 \$170,915.01

1979: OFFENSES KNOWN TO THE POLICE, CLEARANCES AND VALUE OF PROPERTY STOLEN

AGENCY: TRUMBULL P.D.

POPULATION: 34,900

MURDER		
OFFENSES	CLEARANCES	VALUE
1	0	\$0

RAPE		
OFFENSES	CLEARANCES	VALUE
2	0	\$0

ROBBERY		
OFFENSES	CLEARANCES	VALUE
9	5	\$7,050
CLASSIFICATION		OFFENSES
HIGHWAY		4
COMMERCIAL HOUSE		
GAS & SERVICE STATION		
CHAIN STORE		1
RESIDENCE		2
BANK		
MISCELLANEOUS		2
ARMED		3
STRONG-ARM		6

BURGLARY		
OFFENSES	CLEARANCES	VALUE
239	33	\$322,479
CLASSIFICATION		OFFENSES
RESIDENCE NIGHT		37
RESIDENCE DAY		93
RESIDENCE UNKNOWN		74
NON-RESIDENCE NIGHT		15
NON-RESIDENCE DAY		8
NON-RESIDENCE UNKNOWN		12
FORCIBLE ENTRY		156
UNLAWFUL ENTRY - NO FORCE		59
ATTEMPTED FORCIBLE ENTRY		24

LARCENY		
OFFENSES	CLEARANCES	VALUE
831	254	\$166,693
CLASSIFICATION		OFFENSES
POCKET-PICKING		
PURSE-SNATCHING		6
SHOPLIFTING		167
FROM MOTOR VEHICLES		61
MOTOR VEHICLES PARTS & ACC.		199
BICYCLES		76
FROM BUILDINGS		60
COIN-OP MACHINES		
ALL OTHER		262
\$200 & OVER		157
\$ 50 TO \$200		266
UNDER \$50		408

AGGRAVATED ASSAULT		
OFFENSES	CLEARANCES	VALUE
21	12	---
CLASSIFICATION		OFFENSES
FIREARM		1
KNIFE, CUTTING INSTR.		
OTHER DANGEROUS WEAPON		6
HANDS, FISTS, FEET, ETC.		14

MOTOR VEHICLE THEFT		
OFFENSES	CLEARANCES	VALUE
113	15	\$290,295
CLASSIFICATION		OFFENSES
AUTO		94
TRUCKS & BUSES		2
OTHER VEHICLES		17

	OFFENSES	CLEARANCES	VALUE STOLEN	VALUE RECOVERED
GRAND TOTALS:	1,216	319	\$786,517	\$172,321

1979: OFFENSES KNOWN TO THE POLICE, CLEARANCES AND VALUE OF PROPERTY STOLEN

AGENCY: UNIVERSITY OF CONNECTICUT HEALTH CENTER P.D. *

POPULATION: 2,500

MURDER		
OFFENSES	CLEARANCES	VALUE
0	0	\$0

RAPE		
OFFENSES	CLEARANCES	VALUE
0	0	\$0

ROBBERY		
OFFENSES	CLEARANCES	VALUE
0	0	\$0
CLASSIFICATION		OFFENSES
HIGHWAY		
COMMERCIAL HOUSE		
GAS & SERVICE STATION		
CHAIN STORE		
RESIDENCE		
BANK		
MISCELLANEOUS		
ARMED		
STRONG-ARM		

BURGLARY		
OFFENSES	CLEARANCES	VALUE
7	0	\$431
CLASSIFICATION		OFFENSES
RESIDENCE NIGHT		
RESIDENCE DAY		
RESIDENCE UNKNOWN		
NON-RESIDENCE NIGHT		1
NON-RESIDENCE DAY		1
NON-RESIDENCE UNKNOWN		5
FORCIBLE ENTRY		
UNLAWFUL ENTRY - NO FORCE		7
ATTEMPTED FORCIBLE ENTRY		

LARCENY		
OFFENSES	CLEARANCES	VALUE
36	2	\$5,918.88
CLASSIFICATION		OFFENSES
POCKET-PICKING		
PURSE-SNATCHING		
SHOPLIFTING		
FROM MOTOR VEHICLES		2
MOTOR VEHICLES PARTS & ACC.		3
BICYCLES		
FROM BUILDINGS		31
COIN-OP MACHINES		
ALL OTHER		
\$200 & OVER		8
\$ 50 TO \$200		7
UNDER \$50		21

AGGRAVATED ASSAULT		
OFFENSES	CLEARANCES	VALUE
0	0	---
CLASSIFICATION		OFFENSES
FIREARM		
KNIFE, CUTTING INSTR.		
OTHER DANGEROUS WEAPON		
HANDS, FISTS, FEET, ETC.		

MOTOR VEHICLE THEFT		
OFFENSES	CLEARANCES	VALUE
1	0	\$400
CLASSIFICATION		OFFENSES
AUTO		
TRUCKS & BUSES		
OTHER VEHICLES		1

	OFFENSES	CLEARANCES	VALUE STOLEN	VALUE RECOVERED
GRAND TOTALS:	44	2	\$6,749.88	\$2,100

*Began UCR reporting as of October, 1979.

1979: OFFENSES KNOWN TO THE POLICE, CLEARANCES AND VALUE OF PROPERTY STOLEN

AGENCY: VERNON P.D.

POPULATION: 28,700

MURDER		
OFFENSES	CLEARANCES	VALUE
1	0	\$0

RAPE		
OFFENSES	CLEARANCES	VALUE
4	3	\$740

ROBBERY		
OFFENSES	CLEARANCES	VALUE
18	12	\$6,138
CLASSIFICATION		OFFENSES
HIGHWAY		2
COMMERCIAL HOUSE		3
GAS & SERVICE STATION		2
CHAIN STORE		6
RESIDENCE		
BANK		
MISCELLANEOUS		5
ARMED		13
STRONG-ARM		5

BURGLARY		
OFFENSES	CLEARANCES	VALUE
413	67	\$184,686
CLASSIFICATION		OFFENSES
RESIDENCE NIGHT		82
RESIDENCE DAY		72
RESIDENCE UNKNOWN		117
NON-RESIDENCE NIGHT		90
NON-RESIDENCE DAY		6
NON-RESIDENCE UNKNOWN		46
FORCIBLE ENTRY		256
UNLAWFUL ENTRY - NO FORCE		88
ATTEMPTED FORCIBLE ENTRY		69

LARCENY		
OFFENSES	CLEARANCES	VALUE
1,019	203	\$138,396
CLASSIFICATION		OFFENSES
POCKET-PICKING		10
PURSE-SNATCHING		8
SHOPLIFTING		144
FROM MOTOR VEHICLES		216
MOTOR VEHICLES PARTS & ACC.		156
BICYCLES		114
FROM BUILDINGS		145
COIN-OP MACHINES		7
ALL OTHER		219
\$200 & OVER		140
\$ 50 TO \$200		284
UNDER \$50		595

AGGRAVATED ASSAULT		
OFFENSES	CLEARANCES	VALUE
23	15	---
CLASSIFICATION		OFFENSES
FIREARM		2
KNIFE, CUTTING INSTR.		6
OTHER DANGEROUS WEAPON		5
HANDS, FISTS, FEET, ETC.		10

MOTOR VEHICLE THEFT		
OFFENSES	CLEARANCES	VALUE
112	13	\$379,829
CLASSIFICATION		OFFENSES
AUTO		76
TRUCKS & BUSES		14
OTHER VEHICLES		22

OFFENSES CLEARANCES VALUE STOLEN VALUE RECOVERED

GRAND TOTALS: 1,590 313 \$709,789 \$226,359

1979: OFFENSES KNOWN TO THE POLICE, CLEARANCES AND VALUE OF PROPERTY STOLEN

AGENCY: WALLINGFORD P.D.

POPULATION: 35,500

MURDER		
OFFENSES	CLEARANCES	VALUE
1	0	\$0

RAPE		
OFFENSES	CLEARANCES	VALUE
1	1	\$0

ROBBERY		
OFFENSES	CLEARANCES	VALUE
21	10	\$87,938
CLASSIFICATION		OFFENSES
HIGHWAY		7
COMMERCIAL HOUSE		4
GAS & SERVICE STATION		1
CHAIN STORE		3
RESIDENCE		2
BANK		3
MISCELLANEOUS		1
ARMED		16
STRONG-ARM		5

BURGLARY		
OFFENSES	CLEARANCES	VALUE
461	40	\$267,689
CLASSIFICATION		OFFENSES
RESIDENCE NIGHT		91
RESIDENCE DAY		88
RESIDENCE UNKNOWN		52
NON-RESIDENCE NIGHT		188
NON-RESIDENCE DAY		15
NON-RESIDENCE UNKNOWN		27
FORCIBLE ENTRY		302
UNLAWFUL ENTRY - NO FORCE		91
ATTEMPTED FORCIBLE ENTRY		68

LARCENY		
OFFENSES	CLEARANCES	VALUE
1,018	184	\$351,763
CLASSIFICATION		OFFENSES
POCKET-PICKING		4
PURSE-SNATCHING		8
SHOPLIFTING		108
FROM MOTOR VEHICLES		93
MOTOR VEHICLES PARTS & ACC.		295
BICYCLES		141
FROM BUILDINGS		156
COIN-OP MACHINES		1
ALL OTHER		212
\$200 & OVER		222
\$ 50 TO \$200		411
UNDER \$50		385

AGGRAVATED ASSAULT		
OFFENSES	CLEARANCES	VALUE
19	14	---
CLASSIFICATION		OFFENSES
FIREARM		1
KNIFE, CUTTING INSTR.		9
OTHER DANGEROUS WEAPON		3
HANDS, FISTS, FEET, ETC.		6

MOTOR VEHICLE THEFT		
OFFENSES	CLEARANCES	VALUE
176	11	\$442,911
CLASSIFICATION		OFFENSES
AUTO		118
TRUCKS & BUSES		29
OTHER VEHICLES		29

OFFENSES CLEARANCES VALUE STOLEN VALUE RECOVERED

GRAND TOTALS: 1,697 260 \$1,150,301 \$357,630

1979: OFFENSES KNOWN TO THE POLICE, CLEARANCES AND VALUE OF PROPERTY STOLEN

AGENCY: WATERBURY P.D.

POPULATION: 112,000

MURDER		
OFFENSES	CLEARANCES	VALUE
10	9	\$1,284,258

RAPE		
OFFENSES	CLEARANCES	VALUE
37	13	\$199

ROBBERY		
OFFENSES	CLEARANCES	VALUE
230	57	\$222,760
CLASSIFICATION	OFFENSES	
HIGHWAY	135	
COMMERCIAL HOUSE	3	
GAS & SERVICE STATION	3	
CHAIN STORE	6	
RESIDENCE	45	
BANK	5	
MISCELLANEOUS	33	
ARMED	52	
STRONG-ARM	178	

BURGLARY		
OFFENSES	CLEARANCES	VALUE
1,946	220	\$853,416
CLASSIFICATION	OFFENSES	
RESIDENCE NIGHT	757	
RESIDENCE DAY	566	
RESIDENCE UNKNOWN	3	
NON-RESIDENCE NIGHT	474	
NON-RESIDENCE DAY	144	
NON-RESIDENCE UNKNOWN	2	
FORCIBLE ENTRY	1,529	
UNLAWFUL ENTRY - NO FORCE	240	
ATTEMPTED FORCIBLE ENTRY	177	

LARCENY		
OFFENSES	CLEARANCES	VALUE
4,199	778	\$780,865
CLASSIFICATION	OFFENSES	
POCKET-PICKING	41	
PURSE-SNATCHING	165	
SHOPLIFTING	586	
FROM MOTOR VEHICLES	546	
MOTOR VEHICLES PARTS & ACC.	1,191	
BICYCLES	299	
FROM BUILDINGS	893	
COIN-OP MACHINES	4	
ALL OTHER	474	
\$200 & OVER	993	
\$ 50 TO \$200	1,388	
UNDER \$50	1,818	

AGGRAVATED ASSAULT		
OFFENSES	CLEARANCES	VALUE
142	92	---
CLASSIFICATION	OFFENSES	
FIREARM	13	
KNIFE, CUTTING INSTR.	48	
OTHER DANGEROUS WEAPON	19	
HANDS, FISTS, FEET, ETC.	62	

MOTOR VEHICLE THEFT		
OFFENSES	CLEARANCES	VALUE
1,007	8	\$2,367,220
CLASSIFICATION	OFFENSES	
AUTO	955	
TRUCKS & BUSES	24	
OTHER VEHICLES	28	

OFFENSES	CLEARANCES	VALUE STOLEN	VALUE RECOVERED
GRAND TOTALS: 7,571	1,177	\$5,508,718	\$3,196,931

1979: OFFENSES KNOWN TO THE POLICE, CLEARANCES AND VALUE OF PROPERTY STOLEN

AGENCY: WATERFORD P.D.

POPULATION: 18,500

MURDER		
OFFENSES	CLEARANCES	VALUE
0	0	\$0

RAPE		
OFFENSES	CLEARANCES	VALUE
1	1	\$0

ROBBERY		
OFFENSES	CLEARANCES	VALUE
2	1	\$9,135
CLASSIFICATION	OFFENSES	
HIGHWAY	1	
COMMERCIAL HOUSE	1	
GAS & SERVICE STATION	1	
CHAIN STORE	1	
RESIDENCE	1	
BANK	1	
MISCELLANEOUS	1	
ARMED	2	
STRONG-ARM	2	

BURGLARY		
OFFENSES	CLEARANCES	VALUE
105	41	\$63,645
CLASSIFICATION	OFFENSES	
RESIDENCE NIGHT	21	
RESIDENCE DAY	16	
RESIDENCE UNKNOWN	15	
NON-RESIDENCE NIGHT	47	
NON-RESIDENCE DAY	4	
NON-RESIDENCE UNKNOWN	2	
FORCIBLE ENTRY	64	
UNLAWFUL ENTRY - NO FORCE	22	
ATTEMPTED FORCIBLE ENTRY	19	

LARCENY		
OFFENSES	CLEARANCES	VALUE
259	78	\$89,470
CLASSIFICATION	OFFENSES	
POCKET-PICKING	11	
PURSE-SNATCHING	33	
SHOPLIFTING	37	
FROM MOTOR VEHICLES	29	
MOTOR VEHICLES PARTS & ACC.	64	
BICYCLES	85	
FROM BUILDINGS	52	
COIN-OP MACHINES	109	
ALL OTHER	98	
\$200 & OVER	52	
\$ 50 TO \$200	109	
UNDER \$50	98	

AGGRAVATED ASSAULT		
OFFENSES	CLEARANCES	VALUE
4	3	---
CLASSIFICATION	OFFENSES	
FIREARM	2	
KNIFE, CUTTING INSTR.	1	
OTHER DANGEROUS WEAPON	1	
HANDS, FISTS, FEET, ETC.	1	

MOTOR VEHICLE THEFT		
OFFENSES	CLEARANCES	VALUE
16	9	\$33,600
CLASSIFICATION	OFFENSES	
AUTO	12	
TRUCKS & BUSES	4	
OTHER VEHICLES	4	

OFFENSES	CLEARANCES	VALUE STOLEN	VALUE RECOVERED
GRAND TOTALS: 387	133	\$195,850	\$32,962

1979: OFFENSES KNOWN TO THE POLICE, CLEARANCES AND VALUE OF PROPERTY STOLEN

AGENCY: WATERTOWN P.D.

POPULATION: 19,600

MURDER		
OFFENSES	CLEARANCES	VALUE
0	0	\$0

RAPE		
OFFENSES	CLEARANCES	VALUE
3	2	\$0

ROBBERY		
OFFENSES	CLEARANCES	VALUE
0	0	\$0
CLASSIFICATION		OFFENSES
HIGHWAY		
COMMERCIAL HOUSE		
GAS & SERVICE STATION		
CHAIN STORE		
RESIDENCE		
BANK		
MISCELLANEOUS		
ARMED		
STRONG-ARM		

BURGLARY		
OFFENSES	CLEARANCES	VALUE
89	36	\$77,776.50
CLASSIFICATION		OFFENSES
RESIDENCE NIGHT		19
RESIDENCE DAY		27
RESIDENCE UNKNOWN		9
NON-RESIDENCE NIGHT		23
NON-RESIDENCE DAY		8
NON-RESIDENCE UNKNOWN		3
FORCIBLE ENTRY		60
UNLAWFUL ENTRY - NO FORCE		23
ATTEMPTED FORCIBLE ENTRY		6

LARCENY		
OFFENSES	CLEARANCES	VALUE
405	41	\$70,128.07
CLASSIFICATION		OFFENSES
POCKET-PICKING		1
PURSE-SNATCHING		5
SHOPLIFTING		8
FROM MOTOR VEHICLES		96
MOTOR VEHICLES PARTS & ACC.		79
BICYCLES		69
FROM BUILDINGS		53
COIN-OP MACHINES		
ALL OTHER		94
\$200 & OVER		98
\$ 50 TO \$200		183
UNDER \$50		124

AGGRAVATED ASSAULT		
OFFENSES	CLEARANCES	VALUE
16	13	---
CLASSIFICATION		OFFENSES
FIREARM		
KNIFE, CUTTING INSTR.		
OTHER DANGEROUS WEAPON		1
HANDS, FISTS, FEET, ETC.		15

MOTOR VEHICLE THEFT		
OFFENSES	CLEARANCES	VALUE
24	5	\$45,117
CLASSIFICATION		OFFENSES
AUTO		13
TRUCKS & BUSES		2
OTHER VEHICLES		9

OFFENSES CLEARANCES

GRAND TOTALS: 537 97

VALUE STOLEN VALUE RECOVERED

\$193,021.57 \$32,923.65

1979: OFFENSES KNOWN TO THE POLICE, CLEARANCES AND VALUE OF PROPERTY STOLEN

AGENCY: WEST HARTFORD P.D.

POPULATION: 67,800

MURDER		
OFFENSES	CLEARANCES	VALUE
0	0	\$0

RAPE		
OFFENSES	CLEARANCES	VALUE
0	0	\$0

ROBBERY		
OFFENSES	CLEARANCES	VALUE
52	17	\$18,551
CLASSIFICATION		OFFENSES
HIGHWAY		27
COMMERCIAL HOUSE		4
GAS & SERVICE STATION		3
CHAIN STORE		4
RESIDENCE		5
BANK		
MISCELLANEOUS		9
ARMED		26
STRONG-ARM		26

BURGLARY		
OFFENSES	CLEARANCES	VALUE
797	125	\$485,510
CLASSIFICATION		OFFENSES
RESIDENCE NIGHT		304
RESIDENCE DAY		288
RESIDENCE UNKNOWN		18
NON-RESIDENCE NIGHT		133
NON-RESIDENCE DAY		42
NON-RESIDENCE UNKNOWN		12
FORCIBLE ENTRY		358
UNLAWFUL ENTRY - NO FORCE		353
ATTEMPTED FORCIBLE ENTRY		86

LARCENY		
OFFENSES	CLEARANCES	VALUE
1,995	672	\$642,900
CLASSIFICATION		OFFENSES
POCKET-PICKING		12
PURSE-SNATCHING		39
SHOPLIFTING		415
FROM MOTOR VEHICLES		226
MOTOR VEHICLES PARTS & ACC.		279
BICYCLES		344
FROM BUILDINGS		237
COIN-OP MACHINES		11
ALL OTHER		432
\$200 & OVER		384
\$ 50 TO \$200		784
UNDER \$50		827

AGGRAVATED ASSAULT		
OFFENSES	CLEARANCES	VALUE
44	32	---
CLASSIFICATION		OFFENSES
FIREARM		1
KNIFE, CUTTING INSTR.		7
OTHER DANGEROUS WEAPON		10
HANDS, FISTS, FEET, ETC.		26

MOTOR VEHICLE THEFT		
OFFENSES	CLEARANCES	VALUE
367	44	\$941,582
CLASSIFICATION		OFFENSES
AUTO		340
TRUCKS & BUSES		18
OTHER VEHICLES		9

OFFENSES CLEARANCES

GRAND TOTALS: 3,255 890

VALUE STOLEN VALUE RECOVERED

\$2,088,543 \$857,712

1979: OFFENSES KNOWN TO THE POLICE, CLEARANCES AND VALUE OF PROPERTY STOLEN

AGENCY: WEST HAVEN P.D.

POPULATION: 54,100

MURDER		
OFFENSES	CLEARANCES	VALUE
1	1	\$0

RAPE		
OFFENSES	CLEARANCES	VALUE
6	1	\$0

ROBBERY		
OFFENSES	CLEARANCES	VALUE
51	18	\$13,035
CLASSIFICATION		OFFENSES
HIGHWAY		25
COMMERCIAL HOUSE		13
GAS & SERVICE STATION		3
CHAIN STORE		1
RESIDENCE		3
BANK		1
MISCELLANEOUS		5
ARMED		23
STRONG-ARM		28

BURGLARY		
OFFENSES	CLEARANCES	VALUE
843	75	\$374,416
CLASSIFICATION		OFFENSES
RESIDENCE NIGHT		206
RESIDENCE DAY		217
RESIDENCE UNKNOWN		104
NON-RESIDENCE NIGHT		245
NON-RESIDENCE DAY		24
NON-RESIDENCE UNKNOWN		47
FORCIBLE ENTRY		627
UNLAWFUL ENTRY - NO FORCE		93
ATTEMPTED FORCIBLE ENTRY		123

LARCENY		
OFFENSES	CLEARANCES	VALUE
1,621	173	\$285,845
CLASSIFICATION		OFFENSES
POCKET-PICKING		2
PURSE-SNATCHING		12
SHOPLIFTING		58
FROM MOTOR VEHICLES		283
MOTOR VEHICLES PARTS & ACC.		542
BICYCLES		164
FROM BUILDINGS		297
COIN-OP MACHINES		7
ALL OTHER		256
\$200 & OVER		358
\$ 50 TO \$200		675
UNDER \$50		588

AGGRAVATED ASSAULT		
OFFENSES	CLEARANCES	VALUE
131	104	---
CLASSIFICATION		OFFENSES
FIREARM		10
KNIFE, CUTTING INSTR.		15
OTHER DANGEROUS WEAPON		71
HANDS, FISTS, FEET, ETC.		35

MOTOR VEHICLE THEFT		
OFFENSES	CLEARANCES	VALUE
401	27	\$700,380
CLASSIFICATION		OFFENSES
AUTO		299
TRUCKS & BUSES		45
OTHER VEHICLES		57

	OFFENSES	CLEARANCES	VALUE STOLEN	VALUE RECOVERED
GRAND TOTALS:	3,054	399	\$1,373,676	\$571,873

1979: OFFENSES KNOWN TO THE POLICE, CLEARANCES AND VALUE OF PROPERTY STOLEN

AGENCY: WESTON P.D.

POPULATION: 9,200

MURDER		
OFFENSES	CLEARANCES	VALUE
0	0	\$0

RAPE		
OFFENSES	CLEARANCES	VALUE
0	0	\$0

ROBBERY		
OFFENSES	CLEARANCES	VALUE
2	0	\$25
CLASSIFICATION		OFFENSES
HIGHWAY		1
COMMERCIAL HOUSE		
GAS & SERVICE STATION		
CHAIN STORE		
RESIDENCE		1
BANK		
MISCELLANEOUS		
ARMED		1
STRONG-ARM		1

BURGLARY		
OFFENSES	CLEARANCES	VALUE
70	13	\$87,503
CLASSIFICATION		OFFENSES
RESIDENCE NIGHT		11
RESIDENCE DAY		45
RESIDENCE UNKNOWN		9
NON-RESIDENCE NIGHT		2
NON-RESIDENCE DAY		1
NON-RESIDENCE UNKNOWN		2
FORCIBLE ENTRY		54
UNLAWFUL ENTRY - NO FORCE		11
ATTEMPTED FORCIBLE ENTRY		5

LARCENY		
OFFENSES	CLEARANCES	VALUE
103	11	\$40,399
CLASSIFICATION		OFFENSES
POCKET-PICKING		
PURSE-SNATCHING		
SHOPLIFTING		
FROM MOTOR VEHICLES		16
MOTOR VEHICLES PARTS & ACC.		9
BICYCLES		4
FROM BUILDINGS		49
COIN-OP MACHINES		3
ALL OTHER		22
\$200 & OVER		40
\$ 50 TO \$200		33
UNDER \$50		30

AGGRAVATED ASSAULT		
OFFENSES	CLEARANCES	VALUE
2	2	---
CLASSIFICATION		OFFENSES
FIREARM		
KNIFE, CUTTING INSTR.		
OTHER DANGEROUS WEAPON		
HANDS, FISTS, FEET, ETC.		2

MOTOR VEHICLE THEFT		
OFFENSES	CLEARANCES	VALUE
13	7	\$50,250
CLASSIFICATION		OFFENSES
AUTO		10
TRUCKS & BUSES		
OTHER VEHICLES		3

	OFFENSES	CLEARANCES	VALUE STOLEN	VALUE RECOVERED
GRAND TOTALS:	190	33	\$178,177	\$51,700

1979: OFFENSES KNOWN TO THE POLICE, CLEARANCES AND VALUE OF PROPERTY STOLEN

AGENCY: WESTPORT P.D.*

POPULATION: 29,500

1979: OFFENSES KNOWN TO THE POLICE, CLEARANCES AND VALUE OF PROPERTY STOLEN

AGENCY: WETHERSFIELD P.D.

POPULATION: 27,400

MURDER		
OFFENSES	CLEARANCES	VALUE
0	0	\$0

RAPE		
OFFENSES	CLEARANCES	VALUE
7	1	\$0

MURDER		
OFFENSES	CLEARANCES	VALUE
1	0	\$0

RAPE		
OFFENSES	CLEARANCES	VALUE
2	2	\$43

ROBBERY		
OFFENSES	CLEARANCES	VALUE
8	3	\$10,466
CLASSIFICATION		OFFENSES
HIGHWAY		2
COMMERCIAL HOUSE		2
GAS & SERVICE STATION		
CHAIN STORE		
RESIDENCE		3
BANK		1
MISCELLANEOUS		
ARMED		6
STRONG-ARM		2

BURGLARY		
OFFENSES	CLEARANCES	VALUE
248	21	\$335,895
CLASSIFICATION		OFFENSES
RESIDENCE NIGHT		60
RESIDENCE DAY		92
RESIDENCE UNKNOWN		
NON-RESIDENCE NIGHT		94
NON-RESIDENCE DAY		2
NON-RESIDENCE UNKNOWN		
FORCIBLE ENTRY		135
UNLAWFUL ENTRY - NO FORCE		66
ATTEMPTED FORCIBLE ENTRY		47

ROBBERY		
OFFENSES	CLEARANCES	VALUE
12	9	\$9,617.74
CLASSIFICATION		OFFENSES
HIGHWAY		
COMMERCIAL HOUSE		2
GAS & SERVICE STATION		
CHAIN STORE		3
RESIDENCE		2
BANK		
MISCELLANEOUS		5
ARMED		7
STRONG-ARM		5

BURGLARY		
OFFENSES	CLEARANCES	VALUE
136	33	\$103,887.62
CLASSIFICATION		OFFENSES
RESIDENCE NIGHT		48
RESIDENCE DAY		36
RESIDENCE UNKNOWN		22
NON-RESIDENCE NIGHT		19
NON-RESIDENCE DAY		4
NON-RESIDENCE UNKNOWN		7
FORCIBLE ENTRY		81
UNLAWFUL ENTRY - NO FORCE		30
ATTEMPTED FORCIBLE ENTRY		25

LARCENY		
OFFENSES	CLEARANCES	VALUE
793	127	\$183,545
CLASSIFICATION		OFFENSES
POCKET-PICKING		74
PURSE-SNATCHING		
SHOPLIFTING		82
FROM MOTOR VEHICLES		130
MOTOR VEHICLES PARTS & ACC.		122
BICYCLES		18
FROM BUILDINGS		158
COIN-OP MACHINES		
ALL OTHER		209
\$200 & OVER		208
\$ 50 TO \$200		235
UNDER \$50		350

AGGRAVATED ASSAULT		
OFFENSES	CLEARANCES	VALUE
4	3	---
CLASSIFICATION		OFFENSES
FIREARM		1
KNIFE, CUTTING INSTR.		
OTHER DANGEROUS WEAPON		2
HANDS, FISTS, FEET, ETC.		1

LARCENY		
OFFENSES	CLEARANCES	VALUE
618	212	\$84,047.36
CLASSIFICATION		OFFENSES
POCKET-PICKING		30
PURSE-SNATCHING		15
SHOPLIFTING		145
FROM MOTOR VEHICLES		25
MOTOR VEHICLES PARTS & ACC.		118
BICYCLES		119
FROM BUILDINGS		37
COIN-OP MACHINES		10
ALL OTHER		119
\$200 & OVER		101
\$ 50 TO \$200		267
UNDER \$50		250

AGGRAVATED ASSAULT		
OFFENSES	CLEARANCES	VALUE
7	5	---
CLASSIFICATION		OFFENSES
FIREARM		
KNIFE, CUTTING INSTR.		1
OTHER DANGEROUS WEAPON		1
HANDS, FISTS, FEET, ETC.		5

MOTOR VEHICLE THEFT		
OFFENSES	CLEARANCES	VALUE
69	9	\$239,150
CLASSIFICATION		OFFENSES
AUTO		61
TRUCKS & BUSES		6
OTHER VEHICLES		2

MOTOR VEHICLE THEFT		
OFFENSES	CLEARANCES	VALUE
125	16	\$218,741
CLASSIFICATION		OFFENSES
AUTO		101
TRUCKS & BUSES		3
OTHER VEHICLES		21

OFFENSES CLEARANCES VALUE STOLEN VALUE RECOVERED

OFFENSES CLEARANCES VALUE STOLEN VALUE RECOVERED

GRAND TOTALS: 1,129 164 \$769,056 \$240,339

GRAND TOTALS: 901 277 \$416,336.72 \$205,939.20

*The above figures represent 8 months of 1979 UCR Returns only.

1979: OFFENSES KNOWN TO THE POLICE, CLEARANCES AND VALUE OF PROPERTY STOLEN

AGENCY: WILLIMANTIC P.D.

POPULATION: 15,247

MURDER		
OFFENSES	CLEARANCES	VALUE
0	0	\$0

RAPE		
OFFENSES	CLEARANCES	VALUE
2	2	\$0

ROBBERY		
OFFENSES	CLEARANCES	VALUE
21	4	\$1,785.22
CLASSIFICATION		OFFENSES
HIGHWAY		9
COMMERCIAL HOUSE		3
GAS & SERVICE STATION		3
CHAIN STORE		
RESIDENCE		3
BANK		
MISCELLANEOUS		3
ARMED		4
STRONG-ARM		17

BURGLARY		
OFFENSES	CLEARANCES	VALUE
260	26	\$52,716.68
CLASSIFICATION		OFFENSES
RESIDENCE NIGHT		50
RESIDENCE DAY		36
RESIDENCE UNKNOWN		63
NON-RESIDENCE NIGHT		59
NON-RESIDENCE DAY		5
NON-RESIDENCE UNKNOWN		47
FORCIBLE ENTRY		161
UNLAWFUL ENTRY - NO FORCE		55
ATTEMPTED FORCIBLE ENTRY		44

LARCENY		
OFFENSES	CLEARANCES	VALUE
618	142	\$58,183.32
CLASSIFICATION		OFFENSES
POCKET-PICKING		4
PURSE-SNATCHING		9
SHOPLIFTING		72
FROM MOTOR VEHICLES		102
MOTOR VEHICLES PARTS & ACC.		62
BICYCLES		173
FROM BUILDINGS		147
COIN-OP MACHINES		10
ALL OTHER		39
\$200 & OVER		70
\$ 50 TO \$200		246
UNDER \$50		302

AGGRAVATED ASSAULT		
OFFENSES	CLEARANCES	VALUE
33	30	---
CLASSIFICATION		OFFENSES
FIREARM		3
KNIFE, CUTTING INSTR.		5
OTHER DANGEROUS WEAPON		2
HANDS, FISTS, FEET, ETC.		23

MOTOR VEHICLE THEFT		
OFFENSES	CLEARANCES	VALUE
62	39	\$71,405.13
CLASSIFICATION		OFFENSES
AUTO		30
TRUCKS & BUSES		4
OTHER VEHICLES		28

OFFENSES	CLEARANCES	VALUE STOLEN	VALUE RECOVERED	
GRAND TOTALS:	996	243	\$184,090.35	\$75,857.33

1979: OFFENSES KNOWN TO THE POLICE, CLEARANCES AND VALUE OF PROPERTY STOLEN

AGENCY: WILTON P.D.

POPULATION: 17,100

MURDER		
OFFENSES	CLEARANCES	VALUE
0	0	\$0

RAPE		
OFFENSES	CLEARANCES	VALUE
0	0	\$0

ROBBERY		
OFFENSES	CLEARANCES	VALUE
1	0	\$592
CLASSIFICATION		OFFENSES
HIGHWAY		
COMMERCIAL HOUSE		
GAS & SERVICE STATION		
CHAIN STORE		1
RESIDENCE		
BANK		
MISCELLANEOUS		
ARMED		
STRONG-ARM		1

BURGLARY		
OFFENSES	CLEARANCES	VALUE
130	12	\$329,066.09
CLASSIFICATION		OFFENSES
RESIDENCE NIGHT		7
RESIDENCE DAY		47
RESIDENCE UNKNOWN		34
NON-RESIDENCE NIGHT		22
NON-RESIDENCE DAY		8
NON-RESIDENCE UNKNOWN		12
FORCIBLE ENTRY		62
UNLAWFUL ENTRY - NO FORCE		59
ATTEMPTED FORCIBLE ENTRY		9

LARCENY		
OFFENSES	CLEARANCES	VALUE
232	18	\$68,721.27
CLASSIFICATION		OFFENSES
POCKET-PICKING		
PURSE-SNATCHING		
SHOPLIFTING		10
FROM MOTOR VEHICLES		33
MOTOR VEHICLES PARTS & ACC.		40
BICYCLES		10
FROM BUILDINGS		84
COIN-OP MACHINES		
ALL OTHER		55
\$200 & OVER		66
\$ 50 TO \$200		87
UNDER \$50		79

AGGRAVATED ASSAULT		
OFFENSES	CLEARANCES	VALUE
6	6	---
CLASSIFICATION		OFFENSES
FIREARM		
KNIFE, CUTTING INSTR.		
OTHER DANGEROUS WEAPON		
HANDS, FISTS, FEET, ETC.		6

MOTOR VEHICLE THEFT		
OFFENSES	CLEARANCES	VALUE
16	6	\$89,172.16
CLASSIFICATION		OFFENSES
AUTO		11
TRUCKS & BUSES		1
OTHER VEHICLES		4

OFFENSES	CLEARANCES	VALUE STOLEN	VALUE RECOVERED	
GRAND TOTALS:	385	42	\$487,551.52	\$71,546.27

1979: OFFENSES KNOWN TO THE POLICE, CLEARANCES AND VALUE OF PROPERTY STOLEN

AGENCY: WINDSOR P.D.

POPULATION: 24,300

MURDER		
OFFENSES	CLEARANCES	VALUE
1	1	\$0

RAPE		
OFFENSES	CLEARANCES	VALUE
6	5	\$0

ROBBERY		
OFFENSES	CLEARANCES	VALUE
32	9	\$8,833
CLASSIFICATION	OFFENSES	
HIGHWAY	8	
COMMERCIAL HOUSE	7	
GAS & SERVICE STATION	3	
CHAIN STORE	3	
RESIDENCE	6	
BANK	1	
MISCELLANEOUS	4	
ARMED	17	
STRONG-ARM	15	

BURGLARY		
OFFENSES	CLEARANCES	VALUE
303	25	\$153,614
CLASSIFICATION	OFFENSES	
RESIDENCE NIGHT	88	
RESIDENCE DAY	60	
RESIDENCE UNKNOWN	42	
NON-RESIDENCE NIGHT	76	
NON-RESIDENCE DAY	8	
NON-RESIDENCE UNKNOWN	29	
FORCIBLE ENTRY	204	
UNLAWFUL ENTRY - NO FORCE	65	
ATTEMPTED FORCIBLE ENTRY	34	

LARCENY		
OFFENSES	CLEARANCES	VALUE
826	99	\$191,816
CLASSIFICATION	OFFENSES	
POCKET-PICKING	2	
PURSE-SNATCHING	3	
SHOPLIFTING	95	
FROM MOTOR VEHICLES	145	
MOTOR VEHICLES PARTS & ACC.	139	
BICYCLES	187	
FROM BUILDINGS	107	
COIN-OP MACHINES	4	
ALL OTHER	144	
\$200 & OVER	191	
\$ 50 TO \$200	321	
UNDER \$50	314	

AGGRAVATED ASSAULT		
OFFENSES	CLEARANCES	VALUE
44	36	---
CLASSIFICATION	OFFENSES	
FIREARM	3	
KNIFE, CUTTING INSTR.	7	
OTHER DANGEROUS WEAPON	22	
HANDS, FISTS, FEET, ETC.	12	

MOTOR VEHICLE THEFT		
OFFENSES	CLEARANCES	VALUE
101	9	\$201,241
CLASSIFICATION	OFFENSES	
AUTO	77	
TRUCKS & BUSES	5	
OTHER VEHICLES	19	

	OFFENSES	CLEARANCES	VALUE STOLEN	VALUE RECOVERED
GRAND TOTALS:	1,313	184	\$555,504	\$196,834

1979: OFFENSES KNOWN TO THE POLICE, CLEARANCES AND VALUE OF PROPERTY STOLEN

AGENCY: WINDSOR LOCKS P.D.

POPULATION: 14,500

MURDER		
OFFENSES	CLEARANCES	VALUE
1	1	\$0

RAPE		
OFFENSES	CLEARANCES	VALUE
0	0	\$0

ROBBERY		
OFFENSES	CLEARANCES	VALUE
5	3	\$30,550.05
CLASSIFICATION	OFFENSES	
HIGHWAY		
COMMERCIAL HOUSE		
GAS & SERVICE STATION		
CHAIN STORE	4	
RESIDENCE		
BANK	1	
MISCELLANEOUS		
ARMED	5	
STRONG-ARM		

BURGLARY		
OFFENSES	CLEARANCES	VALUE
52	23	\$10,023.45
CLASSIFICATION	OFFENSES	
RESIDENCE NIGHT	10	
RESIDENCE DAY	14	
RESIDENCE UNKNOWN	10	
NON-RESIDENCE NIGHT	9	
NON-RESIDENCE DAY	5	
NON-RESIDENCE UNKNOWN	4	
FORCIBLE ENTRY	38	
UNLAWFUL ENTRY - NO FORCE	9	
ATTEMPTED FORCIBLE ENTRY	5	

LARCENY		
OFFENSES	CLEARANCES	VALUE
171	77	\$32,951.66
CLASSIFICATION	OFFENSES	
POCKET-PICKING	1	
PURSE-SNATCHING	2	
SHOPLIFTING	2	
FROM MOTOR VEHICLES	46	
MOTOR VEHICLES PARTS & ACC.	11	
BICYCLES	37	
FROM BUILDINGS	35	
COIN-OP MACHINES		
ALL OTHER	37	
\$200 & OVER	51	
\$ 50 TO \$200	77	
UNDER \$50	43	

AGGRAVATED ASSAULT		
OFFENSES	CLEARANCES	VALUE
2	2	----
CLASSIFICATION	OFFENSES	
FIREARM	1	
KNIFE, CUTTING INSTR.	1	
OTHER DANGEROUS WEAPON		
HANDS, FISTS, FEET, ETC.	1	

MOTOR VEHICLE THEFT		
OFFENSES	CLEARANCES	VALUE
27	13	\$67,310
CLASSIFICATION	OFFENSES	
AUTO	26	
TRUCKS & BUSES		
OTHER VEHICLES	1	

	OFFENSES	CLEARANCES	VALUE STOLEN	VALUE RECOVERED
GRAND TOTALS:	258	119	\$140,835.16	\$69,490.90

1979: OFFENSES KNOWN TO THE POLICE, CLEARANCES AND VALUE OF PROPERTY STOLEN

AGENCY: WINSTED P.D.

POPULATION: 8,954

MURDER		
OFFENSES	CLEARANCES	VALUE
0	0	\$0

RAPE		
OFFENSES	CLEARANCES	VALUE
0	0	\$0

ROBBERY		
OFFENSES	CLEARANCES	VALUE
6	5	\$936
CLASSIFICATION		OFFENSES
HIGHWAY		
COMMERCIAL HOUSE		
GAS & SERVICE STATION		1
CHAIN STORE		2
RESIDENCE		
BANK		
MISCELLANEOUS		3
ARMED		4
STRONG-ARM		2

BURGLARY		
OFFENSES	CLEARANCES	VALUE
74	24	\$15,989.30
CLASSIFICATION		OFFENSES
RESIDENCE NIGHT		8
RESIDENCE DAY		14
RESIDENCE UNKNOWN		10
NON-RESIDENCE NIGHT		39
NON-RESIDENCE DAY		2
NON-RESIDENCE UNKNOWN		1
FORCIBLE ENTRY		66
UNLAWFUL ENTRY - NO FORCE		8
ATTEMPTED FORCIBLE ENTRY		

LARCENY		
OFFENSES	CLEARANCES	VALUE
147	37	\$26,348.79
CLASSIFICATION		OFFENSES
POCKET-PICKING		2
PURSE-SNATCHING		4
SHOPLIFTING		8
FROM MOTOR VEHICLES		41
MOTOR VEHICLES PARTS & ACC.		19
BICYCLES		12
FROM BUILDINGS		28
COIN-OP MACHINES		1
ALL OTHER		32
\$200 & OVER		29
\$ 50 TO \$200		59
UNDER \$50		59

AGGRAVATED ASSAULT		
OFFENSES	CLEARANCES	VALUE
23	21	---
CLASSIFICATION		OFFENSES
FIREARM		
KNIFE, CUTTING INSTR.		1
OTHER DANGEROUS WEAPON		1
HANDS, FISTS, FEET, ETC.		21

MOTOR VEHICLE THEFT		
OFFENSES	CLEARANCES	VALUE
22	10	\$64,300
CLASSIFICATION		OFFENSES
AUTO		19
TRUCKS & BUSES		2
OTHER VEHICLES		1

OFFENSES	CLEARANCES	VALUE STOLEN	VALUE RECOVERED
GRAND TOTALS: 272	97	\$107,574.09	\$66,270.50

1979: OFFENSES KNOWN TO THE POLICE, CLEARANCES AND VALUE OF PROPERTY STOLEN

AGENCY: WOLCOTT P.D.

POPULATION: 13,400

MURDER		
OFFENSES	CLEARANCES	VALUE
1	1	\$1,500

RAPE		
OFFENSES	CLEARANCES	VALUE
3	0	\$0

ROBBERY		
OFFENSES	CLEARANCES	VALUE
8	6	\$17,904
CLASSIFICATION		OFFENSES
HIGHWAY		
COMMERCIAL HOUSE		
GAS & SERVICE STATION		
CHAIN STORE		4
RESIDENCE		1
BANK		
MISCELLANEOUS		3
ARMED		8
STRONG-ARM		

BURGLARY		
OFFENSES	CLEARANCES	VALUE
152	69	\$95,539
CLASSIFICATION		OFFENSES
RESIDENCE NIGHT		47
RESIDENCE DAY		51
RESIDENCE UNKNOWN		
NON-RESIDENCE NIGHT		53
NON-RESIDENCE DAY		1
NON-RESIDENCE UNKNOWN		
FORCIBLE ENTRY		152
UNLAWFUL ENTRY - NO FORCE		
ATTEMPTED FORCIBLE ENTRY		

LARCENY		
OFFENSES	CLEARANCES	VALUE
360	67	\$74,808
CLASSIFICATION		OFFENSES
POCKET-PICKING		1
PURSE-SNATCHING		6
SHOPLIFTING		7
FROM MOTOR VEHICLES		67
MOTOR VEHICLES PARTS & ACC.		57
BICYCLES		41
FROM BUILDINGS		75
COIN-OP MACHINES		1
ALL OTHER		105
\$200 & OVER		94
\$ 50 TO \$200		128
UNDER \$50		138

AGGRAVATED ASSAULT		
OFFENSES	CLEARANCES	VALUE
0	0	---
CLASSIFICATION		OFFENSES
FIREARM		
KNIFE, CUTTING INSTR.		
OTHER DANGEROUS WEAPON		
HANDS, FISTS, FEET, ETC.		

MOTOR VEHICLE THEFT		
OFFENSES	CLEARANCES	VALUE
13	3	\$38,375
CLASSIFICATION		OFFENSES
AUTO		10
TRUCKS & BUSES		3
OTHER VEHICLES		

OFFENSES	CLEARANCES	VALUE STOLEN	VALUE RECOVERED
GRAND TOTALS: 537	146	\$228,126	\$71,106

1979: OFFENSES KNOWN TO THE POLICE, CLEARANCES AND VALUE OF PROPERTY STOLEN

AGENCY: WOODBRIDGE P.D.

POPULATION: 8,800

MURDER		
OFFENSES	CLEARANCES	VALUE
0	0	\$0

RAPE		
OFFENSES	CLEARANCES	VALUE
0	0	\$0

ROBBERY		
OFFENSES	CLEARANCES	VALUE
4	0	\$2,100
CLASSIFICATION		OFFENSES
HIGHWAY		1
COMMERCIAL HOUSE		
GAS & SERVICE STATION		
CHAIN STORE		
RESIDENCE		3
BANK		
MISCELLANEOUS		
ARMED		
STRONG-ARM		4

BURGLARY		
OFFENSES	CLEARANCES	VALUE
111	23	\$186,420.19
CLASSIFICATION		OFFENSES
RESIDENCE NIGHT		9
RESIDENCE DAY		77
RESIDENCE UNKNOWN		13
NON-RESIDENCE NIGHT		9
NON-RESIDENCE DAY		1
NON-RESIDENCE UNKNOWN		2
FORCIBLE ENTRY		90
UNLAWFUL ENTRY - NO FORCE		19
ATTEMPTED FORCIBLE ENTRY		2

LARCENY		
OFFENSES	CLEARANCES	VALUE
125	3	\$27,729.45
CLASSIFICATION		OFFENSES
POCKET-PICKING		
PURSE-SNATCHING		
SHOPLIFTING		
FROM MOTOR VEHICLES		37
MOTOR VEHICLES PARTS & ACC.		28
BICYCLES		1
FROM BUILDINGS		41
COIN-OP MACHINES		
ALL OTHER		18
\$200 & OVER		40
\$ 50 TO \$200		60
UNDER \$50		25

AGGRAVATED ASSAULT		
OFFENSES	CLEARANCES	VALUE
1	1	----
CLASSIFICATION		OFFENSES
FIREARM		
KNIFE, CUTTING INSTR.		
OTHER DANGEROUS WEAPON		
HANDS, FISTS, FEET, ETC.		1

MOTOR VEHICLE THEFT		
OFFENSES	CLEARANCES	VALUE
21	1	\$44,150
CLASSIFICATION		OFFENSES
AUTO		17
TRUCKS & BUSES		1
OTHER VEHICLES		3

OFFENSES CLEARANCES VALUE STOLEN VALUE RECOVERED

GRAND TOTALS: 262 28 \$260,399.64 \$56,872

1979: OFFENSES KNOWN TO THE POLICE, CLEARANCES AND VALUE OF PROPERTY STOLEN

AGENCY: CENTRAL CONNECTICUT STATE COLLEGE P.D.

POPULATION: 12,000

MURDER		
OFFENSES	CLEARANCES	VALUE
0	0	\$0

RAPE		
OFFENSES	CLEARANCES	VALUE
1	1	\$0

ROBBERY		
OFFENSES	CLEARANCES	VALUE
0	0	\$0
CLASSIFICATION		OFFENSES
HIGHWAY		
COMMERCIAL HOUSE		
GAS & SERVICE STATION		
CHAIN STORE		
RESIDENCE		
BANK		
MISCELLANEOUS		
ARMED		
STRONG-ARM		

BURGLARY		
OFFENSES	CLEARANCES	VALUE
17	12	\$7,110.40
CLASSIFICATION		OFFENSES
RESIDENCE NIGHT		10
RESIDENCE DAY		2
RESIDENCE UNKNOWN		
NON-RESIDENCE NIGHT		2
NON-RESIDENCE DAY		.1
NON-RESIDENCE UNKNOWN		2
FORCIBLE ENTRY		3
UNLAWFUL ENTRY - NO FORCE		13
ATTEMPTED FORCIBLE ENTRY		1

LARCENY		
OFFENSES	CLEARANCES	VALUE
144	12	\$13,982.35
CLASSIFICATION		OFFENSES
POCKET-PICKING		
PURSE-SNATCHING		
SHOPLIFTING		
FROM MOTOR VEHICLES		27
MOTOR VEHICLES PARTS & ACC.		21
BICYCLES		2
FROM BUILDINGS		78
COIN-OP MACHINES		4
ALL OTHER		12
\$200 & OVER		18
\$ 50 TO \$200		47
UNDER \$50		79

AGGRAVATED ASSAULT		
OFFENSES	CLEARANCES	VALUE
14	13	---
CLASSIFICATION		OFFENSES
FIREARM		
KNIFE, CUTTING INSTR.		1
OTHER DANGEROUS WEAPON		2
HANDS, FISTS, FEET, ETC.		11

MOTOR VEHICLE THEFT		
OFFENSES	CLEARANCES	VALUE
2	0	\$3,800
CLASSIFICATION		OFFENSES
AUTO		
TRUCKS & BUSES		2
OTHER VEHICLES		

OFFENSES CLEARANCES VALUE STOLEN VALUE RECOVERED

GRAND TOTALS: 178 38 \$24,892.75 \$3,370.40

1979: OFFENSES KNOWN TO THE POLICE, CLEARANCES AND VALUE OF PROPERTY STOLEN

AGENCY: EASTERN CONNECTICUT STATE COLLEGE P.D.

POPULATION: 3,800

MURDER		
OFFENSES	CLEARANCES	VALUE
0	0	\$0

RAPE		
OFFENSES	CLEARANCES	VALUE
1	1	\$0

ROBBERY		
OFFENSES	CLEARANCES	VALUE
0	0	\$0

BURGLARY		
OFFENSES	CLEARANCES	VALUE
40	0	\$9,267.11

CLASSIFICATION	OFFENSES
HIGHWAY	
COMMERCIAL HOUSE	
GAS & SERVICE STATION	
CHAIN STORE	
RESIDENCE	
BANK	
MISCELLANEOUS	
ARMED	
STRONG-ARM	

CLASSIFICATION	OFFENSES
RESIDENCE NIGHT	6
RESIDENCE DAY	15
RESIDENCE UNKNOWN	5
NON-RESIDENCE NIGHT	3
NON-RESIDENCE DAY	8
NON-RESIDENCE UNKNOWN	3
FORCIBLE ENTRY	15
UNLAWFUL ENTRY - NO FORCE	23
ATTEMPTED FORCIBLE ENTRY	2

LARCENY		
OFFENSES	CLEARANCES	VALUE
71	0	\$6,833.26

AGGRAVATED ASSAULT		
OFFENSES	CLEARANCES	VALUE
5	1	---

CLASSIFICATION	OFFENSES
POCKET-PICKING	
PURSE-SNATCHING	
SHOPLIFTING	1
FROM MOTOR VEHICLES	14
MOTOR VEHICLES PARTS & ACC.	
BICYCLES	16
FROM BUILDINGS	30
COIN-OP MACHINES	3
ALL OTHER	7

CLASSIFICATION	OFFENSES
FIREARM	
KNIFE, CUTTING INSTR.	
OTHER DANGEROUS WEAPON	
HANDS, FISTS, FEET, ETC.	5

\$200 & OVER	13
\$ 50 TO \$200	31
UNDER \$50	27

MOTOR VEHICLE THEFT		
OFFENSES	CLEARANCES	VALUE
3	0	\$1,950

CLASSIFICATION	OFFENSES
AUTO	2
TRUCKS & BUSES	
OTHER VEHICLES	1

OFFENSES	CLEARANCES	VALUE STOLEN	VALUE RECOVERED	
GRAND TOTALS:	120	2	\$18,050.37	\$2,975.57

1979: OFFENSES KNOWN TO THE POLICE, CLEARANCES AND VALUE OF PROPERTY STOLEN

AGENCY: UNIVERSITY OF CONNECTICUT P.D.

POPULATION: 15,951

MURDER		
OFFENSES	CLEARANCES	VALUE
0	0	\$0

RAPE		
OFFENSES	CLEARANCES	VALUE
0	0	\$0

ROBBERY		
OFFENSES	CLEARANCES	VALUE
3	0	\$50

BURGLARY		
OFFENSES	CLEARANCES	VALUE
174	10	\$19,789.91

CLASSIFICATION	OFFENSES
HIGHWAY	
COMMERCIAL HOUSE	2
GAS & SERVICE STATION	
CHAIN STORE	
RESIDENCE	1
BANK	
MISCELLANEOUS	
ARMED	1
STRONG-ARM	2

CLASSIFICATION	OFFENSES
RESIDENCE NIGHT	43
RESIDENCE DAY	19
RESIDENCE UNKNOWN	17
NON-RESIDENCE NIGHT	58
NON-RESIDENCE DAY	5
NON-RESIDENCE UNKNOWN	32
FORCIBLE ENTRY	61
UNLAWFUL ENTRY - NO FORCE	101
ATTEMPTED FORCIBLE ENTRY	12

LARCENY		
OFFENSES	CLEARANCES	VALUE
670	99	\$112,069.62

AGGRAVATED ASSAULT		
OFFENSES	CLEARANCES	VALUE
14	4	---

CLASSIFICATION	OFFENSES
POCKET-PICKING	29
PURSE-SNATCHING	3
SHOPLIFTING	47
FROM MOTOR VEHICLES	46
MOTOR VEHICLES PARTS & ACC.	82
BICYCLES	36
FROM BUILDINGS	360
COIN-OP MACHINES	10
ALL OTHER	57

CLASSIFICATION	OFFENSES
FIREARM	2
KNIFE, CUTTING INSTR.	2
OTHER DANGEROUS WEAPON	10
HANDS, FISTS, FEET, ETC.	

\$200 & OVER	112
\$ 50 TO \$200	198
UNDER \$50	360

MOTOR VEHICLE THEFT		
OFFENSES	CLEARANCES	VALUE
9	3	\$12,800

CLASSIFICATION	OFFENSES
AUTO	6
TRUCKS & BUSES	1
OTHER VEHICLES	2

OFFENSES	CLEARANCES	VALUE STOLEN	VALUE RECOVERED	
GRAND TOTALS:	870	116	\$144,709.53	\$38,030.61

1979: OFFENSES KNOWN TO THE POLICE, CLEARANCES AND VALUE OF PROPERTY STOLEN

AGENCY: CONNECTICUT STATE POLICE*

POPULATION: 439,577

<u>MURDER</u>		
OFFENSES	CLEARANCES	VALUE
6	5	

<u>RAPE</u>		
OFFENSES	CLEARANCES	VALUE
62	30	

<u>ROBBERY</u>		
OFFENSES	CLEARANCES	VALUE
87	23	
CLASSIFICATION		OFFENSES
HIGHWAY		
COMMERCIAL HOUSE		
GAS & SERVICE STATION		
CHAIN STORE		
RESIDENCE		
BANK		
MISCELLANEOUS		
ARMED		53
STRONG-ARM		34

<u>BURGLARY</u>		
OFFENSES	CLEARANCES	VALUE
2,202	314	
CLASSIFICATION		OFFENSES
RESIDENCE NIGHT		
RESIDENCE DAY		
RESIDENCE UNKNOWN		
NON-RESIDENCE NIGHT		
NON-RESIDENCE DAY		
NON-RESIDENCE UNKNOWN		
FORCIBLE ENTRY		1,668
UNLAWFUL ENTRY - NO FORCE		422
ATTEMPTED FORCIBLE ENTRY		112

<u>LARCENY</u>		
OFFENSES	CLEARANCES	VALUE
2,748	545	
CLASSIFICATION		OFFENSES
POCKET-PICKING		
PURSE-SNATCHING		
SHOPLIFTING		
FROM MOTOR VEHICLES		
MOTOR VEHICLES PARTS & ACC.		
BICYCLES		
FROM BUILDINGS		
COIN-OP MACHINES		
ALL OTHER		
\$200 & OVER		970
\$ 50 TO \$200		862
UNDER \$50		916

<u>AGGRAVATED ASSAULT</u>		
OFFENSES	CLEARANCES	VALUE
325	222	----
CLASSIFICATION		OFFENSES
FIREARM		27
KNIFE, CUTTING INSTR.		63
OTHER DANGEROUS WEAPON		76
HANDS, FISTS, FEET, ETC.		159

<u>MOTOR VEHICLE THEFT</u>		
OFFENSES	CLEARANCES	VALUE
631	154	
CLASSIFICATION		OFFENSES
AUTO		477
TRUCKS & BUSES		25
OTHER VEHICLES		129

OFFENSES	CLEARANCES	VALUE STOLEN	VALUE RECOVERED
GRAND TOTALS: 6,061	1,293	\$3,902,969	\$1,313,908

ARREST DATA BY CONTRIBUTOR

*The above figures represent only 6 months of 1979 UCR Returns, with the exception of Murder which was reported for the full year. No dollar values for the above classifications were submitted and only partial offense classification breakdowns were submitted.

AGE, SEX AND RACE OF PERSONS ARRESTED

AGENCY: ANSONIA P.D. *

OFFENSE CLASSIFICATION	GRAND TOTAL	UNDER 16	16 & 17	18 & OVER	MALE	FEMALE	WHITE	BLACK	INDIAN	ORIENTAL	ALL OTHER
MURDER											
MANSLAUGHTER BY NEGLIGENCE											
FORCIBLE RAPE											
ROBBERY	3		1	2	2	1	1	2			
ASSAULT-AGGRAVATED	18	1	1	16	17	1	10	8			
BURGLARY	27	11	2	14	25	2	19	8			
LARCENY	72	29	6	37	57	15	51	21			
MOTOR VEHICLE THEFT	5	5			3	2	5				
OTHER ASSAULTS	36	7	2	27	30	6	24	12			
ARSON											
FORGERY & COUNTERFEITING	9			9	7	2	6	3			
FRAUD	5			5	5		5				
EMBEZZLEMENT											
STOLEN PROPERTY											
VANDALISM	32	29		3	25	7	25	7			
WEAPONS	15	11	2	2	15		13	2			
PROSTITUTION											
SEX OFFENSES	17	8	8	1	12	5	11	6			
NARCOTICS	36	6	10	20	26	10	29	7			
GAMBLING											
OFFENSES VS THE FAMILY											
DRIVING UND. THE INFLUENCE	7			7	6	1	7				
LIQUOR LAWS	2			2	2		2				
DRUNKENNESS											
DISORDERLY CONDUCT	139	8	15	116	119	20	117	22			
VAGRANCY											
ALL OTHER OFFENSES	159	51	16	92	141	18	105	54			
CURFEWS & LOITERING	36	36			24	12	29	7			
RUNAWAYS	5	4	1			5	3	2			
GRAND TOTALS:	623	206	64	353	516	107	462	161			

*No juvenile or adult arrest data submitted for the last quarter of 1979.

AGENCY: AVON P.D.

AGE, SEX AND RACE OF PERSONS ARRESTED

OFFENSE CLASSIFICATION	GRAND TOTAL	UNDER 16	16 & 17	18 & OVER	MALE	FEMALE	WHITE	BLACK	INDIAN	ORIENTAL	ALL OTHER
MURDER											
MANSLAUGHTER BY NEGLIGENCE											
FORCIBLE RAPE											
ROBBERY	3			3	3		3				
ASSAULT-AGGRAVATED	7			7	5	2	6		1		
BURGLARY	26	5	7	14	26		25	1			
LARCENY	155	18	45	92	108	47	133	22			
MOTOR VEHICLE THEFT	4	2	1	1	4		1	3			
OTHER ASSAULTS	29	4	1	24	26	3	28				1
ARSON	6	6			5	1	6				
FORGERY & COUNTERFEITING	6			6	5	1	5	1			
FRAUD	5			5	2	3	4	1			
EMBEZZLEMENT											
STOLEN PROPERTY	1	1			1		1				
VANDALISM	22	19	1	2	22		22				
WEAPONS	6	4	1	1	6		6				
PROSTITUTION											
SEX OFFENSES	3	2		1	3		3				
NARCOTICS	24	7		17	20	4	24				
GAMBLING											
OFFENSES VS THE FAMILY											
DRIVING UND. THE INFLUENCE	11			11	10	1	10	1			
LIQUOR LAWS	8	2	5	1	8		8				
DRUNKENNESS	1	1				1	1				
DISORDERLY CONDUCT	52	28	4	20	40	12	52				
VAGRANCY	1	1			1		1				
ALL OTHER OFFENSES	78	27	11	40	68	10	74	3			1
CURFEWS & LOITERING											
RUNAWAYS	14	14			12	2	14				
GRAND TOTALS:	462	141	76	245	375	87	427	32	1		2

AGENCY: BERLIN P.D.

AGE, SEX AND RACE OF PERSONS ARRESTED

OFFENSE CLASSIFICATION	GRAND TOTAL	UNDER 16	16 & 17	18 & OVER	MALE	FEMALE	WHITE	BLACK	INDIAN	ORIENTAL	ALL OTHER
MURDER	1			1	1		1				
MANSLAUGHTER BY NEGLIGENCE	1			1	1		1				
FORCIBLE RAPE	1			1	1		1				
ROBBERY	2			2	1	1		2			
ASSAULT-AGGRAVATED	3		1	2	3		3				
BURGLARY	11	5		6	11		11				
LARCENY	51	10	5	36	44	7	49	2			
MOTOR VEHICLE THEFT	5		4	1	5		5				
OTHER ASSAULTS	19	3	1	15	16	3	18	1			
ARSON	3		1	2	3		3				
FORGERY & COUNTERFEITING											
FRAUD	15			15	8	7	14	1			
EMBEZZLEMENT											
STOLEN PROPERTY	4	1		3	4		4				
VANDALISM	97	76	8	13	92	5	96	1			
WEAPONS	22	8	3	11	22		22				
PROSTITUTION											
SEX OFFENSES	1		1		1		1				
NARCOTICS	37	21	3	13	34	3	37				
GAMBLING											
OFFENSES VS THE FAMILY											
DRIVING UND. THE INFLUENCE	12			12	11	1	12				
LIQUOR LAWS											
DRUNKENNESS	5	5			2	3	5				
DISORDERLY CONDUCT	80	17	20	43	77	3	77	3			
VAGRANCY											
ALL OTHER OFFENSES	100	57	5	38	88	12	96	4			
CURFEWS & LOITERING	10	8	2		8	2	10				
RUNAWAYS	20	20			12	8	20				
GRAND TOTALS:	500	231	54	215	445	55	486	14			

AGENCY: BETHEL P.D.

AGE, SEX AND RACE OF PERSONS ARRESTED

OFFENSE CLASSIFICATION	GRAND TOTAL	UNDER 16	16 & 17	18 & OVER	MALE	FEMALE	WHITE	BLACK	INDIAN	ORIENTAL	ALL OTHER
MURDER											
MANSLAUGHTER BY NEGLIGENCE											
FORCIBLE RAPE											
ROBBERY	3			3	3		3				
ASSAULT-AGGRAVATED	13	1	3	9	13		11	2			
BURGLARY	39	24	10	5	39		39				
LARCENY	39	15	11	13	31	8	39				
MOTOR VEHICLE THEFT	7	3	1	3	6	1	6	1			
OTHER ASSAULTS	32		6	26	28	4	31	1			
ARSON											
FORGERY & COUNTERFEITING	5	3		2	2	3	4	1			
FRAUD	2			2	1	1	2				
EMBEZZLEMENT											
STOLEN PROPERTY											
VANDALISM	11	2	6	3	9	2	11				
WEAPONS	2		1	1	1	1	2				
PROSTITUTION											
SEX OFFENSES	2	1		1	2		2				
NARCOTICS	28	10	5	13	26	2	27	1			
GAMBLING											
OFFENSES VS THE FAMILY											
DRIVING UND. THE INFLUENCE	5			5	4	1	5				
LIQUOR LAWS	5		3	2	2	3	5				
DRUNKENNESS	1	1				1	1				
DISORDERLY CONDUCT	16	3	3	10	15	1	16				
VAGRANCY											
ALL OTHER OFFENSES	60	9	10	41	38	22	59	1			
CURFEWS & LOITERING											
RUNAWAYS	6	6			4	2	6				
GRAND TOTALS:	276	78	59	139	224	52	269	7			

AGENCY: BLOOMFIELD P.D.

AGE, SEX AND RACE OF PERSONS ARRESTED

OFFENSE CLASSIFICATION	GRAND TOTAL	UNDER 16	16 & 17	18 & OVER	MALE	FEMALE	WHITE	BLACK	INDIAN	ORIENTAL	ALL OTHER
MURDER											
MANSLAUGHTER BY NEGLIGENCE											
FORCIBLE RAPE	2		1	1	2			2			
ROBBERY	13	1	1	11	13		3	10			
ASSAULT-AGGRAVATED	11	1	1	9	9	2	6	5			
BURGLARY	41	11	5	25	41		10	31			
LARCENY	161	50	24	87	100	61	32	129			
MOTOR VEHICLE THEFT	5	1	2	2	5		2	3			
OTHER ASSAULTS	30	3	4	23	26	4	12	18			
ARSON											
FORGERY & COUNTERFEITING	4			4	1	3	3	1			
FRAUD	3			3	1	2	2	1			
EMBEZZLEMENT	2		1	1		2		2			
STOLEN PROPERTY											
VANDALISM	7	7			7		7				
WEAPONS	1	1			1			1			
PROSTITUTION											
SEX OFFENSES	1			1	1		1				
NARCOTICS	17	2	3	12	14	3	10	7			
GAMBLING											
OFFENSES VS THE FAMILY	1			1	1		1				
DRIVING UND. THE INFLUENCE											
LIQUOR LAWS	8		5	3	8		8				
DRUNKENNESS											
DISORDERLY CONDUCT	37	3	13	21	29	8	14	23			
VAGRANCY											
ALL OTHER OFFENSES	51	3	9	39	48	3	21	30			
CURFEWS & LOITERING	3	2	1		1	2	2	1			
RUNAWAYS											
GRAND TOTALS:	398	85	70	243	308	90	134	264			

AGENCY: BRANFORD P.D.

AGE, SEX AND RACE OF PERSONS ARRESTED

OFFENSE CLASSIFICATION	GRAND TOTAL	UNDER 16	16 & 17	18 & OVER	MALE	FEMALE	WHITE	BLACK	INDIAN	ORIENTAL	ALL OTHER
MURDER											
MANSLAUGHTER BY NEGLIGENCE	2		1	1	2		2				
FORCIBLE RAPE											
ROBBERY	4		3	1	3	1	4				
ASSAULT-AGGRAVATED	18		1	17	17	1	18				
BURGLARY	33	3	1	29	32	1	30	3			
LARCENY	214	32	57	125	146	68	214				
MOTOR VEHICLE THEFT	1			1	1		1				
OTHER ASSAULTS	20	3	3	14	16	4	20				
ARSON											
FORGERY & COUNTERFEITING	17		1	16	11	6	17				
FRAUD	62			62	29	33	62				
EMBEZZLEMENT											
STOLEN PROPERTY											
VANDALISM	52	9	11	32	47	5	52				
WEAPONS	7	1	1	5	7		7				
PROSTITUTION	2			2	1	1	2				
SEX OFFENSES											
NARCOTICS	39	2	5	32	36	3	37	2			
GAMBLING	2			2	2		2				
OFFENSES VS THE FAMILY											
DRIVING UND. THE INFLUENCE	26			26	22	4	26				
LIQUOR LAWS	11	1	5	5	8	3	11				
DRUNKENNESS	1			1	1		1				
DISORDERLY CONDUCT	190	1	20	169	174	16	187	3			
VAGRANCY											
ALL OTHER OFFENSES	166	23	21	122	147	19	166				
CURFEWS & LOITERING											
RUNAWAYS											
GRAND TOTALS:	867	75	130	662	702	165	859	8			

AGENCY: BRIDGEPORT P.D.

AGE, SEX AND RACE OF PERSONS ARRESTED

OFFENSE CLASSIFICATION	GRAND TOTAL	UNDER 16	16 & 17	18 & OVER	MALE	FEMALE	WHITE	BLACK	INDIAN	ORIENTAL	ALL OTHER
MURDER	24			24	22	2	11	13			
MANSLAUGHTER BY NEGLIGENCE	2			2	2		2				
FORCIBLE RAPE	5		1	4	5		3	2			
ROBBERY	131	31	22	78	124	7	55	76			
ASSAULT-AGGRAVATED	161	4	15	142	134	27	86	75			
BURGLARY	362	96	63	203	345	17	194	168			
LARCENY	1,276	356	149	771	890	386	737	537	1		1
MOTOR VEHICLE THEFT	197	71	44	82	182	15	147	49		1	
OTHER ASSAULTS	1,546	182	114	1,250	1,308	238	923	619	1	3	
ARSON	27	10	2	15	25	2	17	10			
FORGERY & COUNTERFEITING	30		2	28	22	8	11	17	2		
FRAUD	12		3	9	6	6	6	4	2		
EMBEZZLEMENT											
STOLEN PROPERTY	30	4	7	19	27	3	18	12			
VANDALISM											
WEAPONS	241	7	23	211	222	19	151	90			
PROSTITUTION	77		3	74	14	63	31	45	1		
SEX OFFENSES	95	16	6	73	77	18	63	30		1	1
NARCOTICS	449	33	70	346	386	63	278	170			1
GAMBLING	55			55	52	3	43	12			
OFFENSES VS THE FAMILY	22			22	17	5	15	7			
DRIVING UND. THE INFLUENCE	17		2	15	17		16	1			
LIQUOR LAWS	53		6	47	43	10	36	17			
DRUNKENNESS	2	2				2	2				
DISORDERLY CONDUCT	1,928	185	155	1,588	1,605	323	1,341	585	1		1
VAGRANCY	1		1			1		1			
ALL OTHER OFFENSES	2,008	410	203	1,395	1,776	232	1,261	744	1	1	1
CURFEWS & LOITERING	25	21	4		19	6	16	9			
RUNAWAYS	79	79			36	43	60	19			
GRAND TOTALS:	8,855	1,507	895	6,453	7,356	1,499	5,523	3,312	9	6	5

AGENCY: BRISTOL P.D.

AGE, SEX AND RACE OF PERSONS ARRESTED

OFFENSE CLASSIFICATION	GRAND TOTAL	UNDER 16	16 & 17	18 & OVER	MALE	FEMALE	WHITE	BLACK	INDIAN	ORIENTAL	ALL OTHER
MURDER	1			1	1			1			
MANSLAUGHTER BY NEGLIGENCE											
FORCIBLE RAPE											
ROBBERY	14		1	13	13	1	14				
ASSAULT-AGGRAVATED	44		3	41	42	2	42	2			
BURGLARY	177	40	47	90	177		177				
LARCENY	430	37	101	292	363	67	424	6			
MOTOR VEHICLE THEFT	20	14	4	2	20		20				
OTHER ASSAULTS	343	13	32	298	300	43	335	8			
ARSON	2	1		1	2		2				
FORGERY & COUNTERFEITING	41	2	2	37	35	6	33	8			
FRAUD	84	1	3	80	48	36	83	1			
EMBEZZLEMENT											
STOLEN PROPERTY	15		1	14	15		15				
VANDALISM	139	19	35	85	134	5	138	1			
WEAPONS	26	2	4	20	26		26				
PROSTITUTION											
SEX OFFENSES	11			11	11		11				
NARCOTICS	63	12	15	36	48	15	62	1			
GAMBLING	2		1	1	2		2				
OFFENSES VS THE FAMILY	12			12	7	5	12				
DRIVING UND. THE INFLUENCE	78		5	73	73	5	78				
LIQUOR LAWS	23		10	13	22	1	23				
DRUNKENNESS											
DISORDERLY CONDUCT	76	14	2	60	68	8	75	1			
VAGRANCY											
ALL OTHER OFFENSES	241	12	32	197	216	25	238	3			
CURFEWS & LOITERING	4		4		4		4				
RUNAWAYS	14	11	3		8	6	14				
GRAND TOTALS:	1,860	178	305	1,377	1,635	225	1,828	32			

AGENCY: BROOKFIELD P.D.

AGE, SEX AND RACE OF PERSONS ARRESTED

OFFENSE CLASSIFICATION	GRAND TOTAL	UNDER 16	16 & 17	18 & OVER	MALE	FEMALE	WHITE	BLACK	INDIAN	ORIENTAL	ALL OTHER
MURDER											
MANSLAUGHTER BY NEGLIGENCE											
FORCIBLE RAPE	1			1	1		1				
ROBBERY											
ASSAULT-AGGRAVATED	1	1			1		1				
BURGLARY	39	17	14	8	38	1	39				
LARCENY	126	42	17	67	51	75	118	7			1
MOTOR VEHICLE THEFT	6	1	2	3	5	1	3	3			
OTHER ASSAULTS	2			2	2		2				
ARSON	1	1			1		1				
FORGERY & COUNTERFEITING											
FRAUD	1			1	1		1				
EMBEZZLEMENT											
STOLEN PROPERTY											
VANDALISM	6	3	1	2	6		6				
WEAPONS	7	2	1	4	7		5	2			
PROSTITUTION											
SEX OFFENSES											
NARCOTICS	26	3	4	19	23	3	25	1			
GAMBLING											
OFFENSES VS THE FAMILY											
DRIVING UND. THE INFLUENCE	1			1	1		1				
LIQUOR LAWS											
DRUNKENNESS											
DISORDERLY CONDUCT	32	3	7	22	32		32				
VAGRANCY											
ALL OTHER OFFENSES	28	6	2	20	26	2	27	1			
CURFEWS & LOITERING											
RUNAWAYS											
GRAND TOTALS:	277	79	48	150	195	82	262	14			1

AGENCY: CANTON P.D.

AGE, SEX AND RACE OF PERSONS ARRESTED

OFFENSE CLASSIFICATION	GRAND TOTAL	UNDER 16	16 & 17	18 & OVER	MALE	FEMALE	WHITE	BLACK	INDIAN	ORIENTAL	ALL OTHER
MURDER											
MANSLAUGHTER BY NEGLIGENCE											
FORCIBLE RAPE											
ROBBERY											
ASSAULT-AGGRAVATED	4			4	4		4				
BURGLARY	9		3	6	8	1	7	2			
LARCENY	33	17	7	9	26	7	32	1			
MOTOR VEHICLE THEFT	8	6	1	1	7	1	8				
OTHER ASSAULTS	3	2		1	3		2	1			
ARSON											
FORGERY & COUNTERFEITING	1			1	1		1				
FRAUD	7			7	7		7				
EMBEZZLEMENT											
STOLEN PROPERTY											
VANDALISM	1			1		1	1				
WEAPONS	8	3		5	8		8				
PROSTITUTION											
SEX OFFENSES											
NARCOTICS	18		2	16	16	2	18				
GAMBLING	5			5	5		5				
OFFENSES VS THE FAMILY											
DRIVING UND. THE INFLUENCE	46		4	42	41	5	46				
LIQUOR LAWS	1			1	1		1				
DRUNKENNESS											
DISORDERLY CONDUCT	57	2	4	51	52	5	54	3			
VAGRANCY											
ALL OTHER OFFENSES	36	13	4	19	24	12	34	2			
CURFEWS & LOITERING											
RUNAWAYS	17	14	3		8	9	17				
GRAND TOTALS:	254	57	28	169	211	43	245	9			

AGE, SEX AND RACE OF PERSONS ARRESTED

AGENCY: CHESHIRE P.D.

OFFENSE CLASSIFICATION	GRAND TOTAL	UNDER 16	16 & 17	18 & OVER	MALE	FEMALE	WHITE	BLACK	INDIAN	ORIENTAL	ALL OTHER
MURDER											
MANSLAUGHTER BY NEGLIGENCE	1			1	1		1				
FORCIBLE RAPE											
ROBBERY	4		1	3	4		4				
ASSAULT-AGGRAVATED	5			5	5		5				
BURGLARY	14		6	8	14		14				
LARCENY	48		9	39	32	16	46	2			
MOTOR VEHICLE THEFT	6			6	5	1	6				
OTHER ASSAULTS	6		3	3	6		6				
ARSON											
FORGERY & COUNTERFEITING	2			2	2		2				
FRAUD											
EMBEZZLEMENT											
STOLEN PROPERTY	6		6		6		6				
VANDALISM	22	7	4	11	22		22				
WEAPONS											
PROSTITUTION											
SEX OFFENSES	1			1	1		1				
NARCOTICS	20	2	11	7	18	2	20				
GAMBLING											
OFFENSES VS THE FAMILY											
DRIVING UND. THE INFLUENCE	11			11	10	1	9	2			
LIQUOR LAWS	2			2	2		2				
DRUNKENNESS											
DISORDERLY CONDUCT	44	4	14	26	37	7	42	2			
VAGRANCY											
ALL OTHER OFFENSES	93	4	20	69	84	9	89	3			1
CURFEWS & LOITERING											
RUNAWAYS											
GRAND TOTALS:	285	17	74	194	249	36	275	9			1

AGENCY: CLINTON P.D.

AGE, SEX AND RACE OF PERSONS ARRESTED

OFFENSE CLASSIFICATION	GRAND TOTAL	UNDER 16	16 & 17	18 & OVER	MALE	FEMALE	WHITE	BLACK	INDIAN	ORIENTAL	ALL OTHER
MURDER											
MANSLAUGHTER BY NEGLIGENCE											
FORCIBLE RAPE											
ROBBERY											
ASSAULT-AGGRAVATED											
BURGLARY	7		2	5	7		7				
LARCENY	43	2	7	34	31	12	43				
MOTOR VEHICLE THEFT	1		1		1		1				
OTHER ASSAULTS	3			3	3		3				
ARSON											
FORGERY & COUNTERFEITING											
FRAUD											
EMBEZZLEMENT											
STOLEN PROPERTY											
VANDALISM	3		1	2	3		3				
WEAPONS											
PROSTITUTION											
SEX OFFENSES	1			1	1		1				
NARCOTICS	2	1		1	2		2				
GAMBLING											
OFFENSES VS THE FAMILY											
DRIVING UND. THE INFLUENCE											
LIQUOR LAWS	4		1	3	4		4				
DRUNKENNESS											
DISORDERLY CONDUCT	38		11	27	35	3	37	1			
VAGRANCY											
ALL OTHER OFFENSES	42	1	6	35	23	19	41	1			
CURFEWS & LOITERING	4		4		3	1	4				
RUNAWAYS	3	2	1		2	1	3				
GRAND TOTALS:	151	6	34	111	115	36	149	2			

AGENCY: COVENTRY P.D.

AGE, SEX AND RACE OF PERSONS ARRESTED

OFFENSE CLASSIFICATION	GRAND TOTAL	UNDER 16	16 & 17	18 & OVER	MALE	FEMALE	WHITE	BLACK	INDIAN	ORIENTAL	ALL OTHER
MURDER											
MANSLAUGHTER BY NEGLIGENCE											
FORCIBLE RAPE											
ROBBERY											
ASSAULT-AGGRAVATED	1		1		1		1				
BURGLARY	23	6	2	15	23		23				
LARCENY	18	4		14	15	3	18				
MOTOR VEHICLE THEFT											
OTHER ASSAULTS	9		1	8	7	2	9				
ARSON	1	1			1		1				
FORGERY & COUNTERFEITING											
FRAUD	3		1	2		3	3				
EMBEZZLEMENT											
STOLEN PROPERTY											
VANDALISM	2			2	2		2				
WEAPONS											
PROSTITUTION											
SEX OFFENSES	4	1	1	2	4		4				
NARCOTICS	12			12	12		12				
GAMBLING											
OFFENSES VS THE FAMILY											
DRIVING UND. THE INFLUENCE											
LIQUOR LAWS	2	1		1	2		2				
DRUNKENNESS											
DISORDERLY CONDUCT	17	2	3	12	14	3	17				
VAGRANCY											
ALL OTHER OFFENSES	22	5	1	16	21	1	21	1			
CURFEWS & LOITERING	1		1		1		1				
RUNAWAYS	1	1				1	1				
GRAND TOTALS:	116	21	11	84	103	13	115	1			

AGENCY: DANBURY P.D.

AGE, SEX AND RACE OF PERSONS ARRESTED

OFFENSE CLASSIFICATION	GRAND TOTAL	UNDER 16	16 & 17	18 & OVER	MALE	FEMALE	WHITE	BLACK	INDIAN	ORIENTAL	ALL OTHER
MURDER											
MANSLAUGHTER BY NEGLIGENCE	1			1	1		1				
FORCIBLE RAPE	5		2	3	5		2	3			
ROBBERY	18	3	2	13	18		13	5			
ASSAULT-AGGRAVATED	147	19	15	113	123	24	97	45			5
BURGLARY	117	44	26	47	112	5	93	21			3
LARCENY	324	63	42	219	199	125	227	90			7
MOTOR VEHICLE THEFT	3	3			3		3				
OTHER ASSAULTS	18	2		16	18		15	3			
ARSON	5	3	1	1	2	3	4	1			
FORGERY & COUNTERFEITING	6		1	5	6		6				
FRAUD	12	4	1	7	4	8	12				
EMBEZZLEMENT											
STOLEN PROPERTY											
VANDALISM	40	18	6	16	37	3	31	8			1
WEAPONS	24	6		18	24		20	2			2
PROSTITUTION											
SEX OFFENSES	18	4	1	13	18		14	4			
NARCOTICS	51	4	8	39	48	3	45	5			1
GAMBLING	8			8	8		8				
OFFENSES VS THE FAMILY	4			4	3	1	4				
DRIVING UND. THE INFLUENCE	91		1	90	87	4	86	4			1
LIQUOR LAWS	52	1	8	43	43	9	49	3			
DRUNKENNESS											
DISORDERLY CONDUCT	103	4	6	93	82	21	88	15			
VAGRANCY											
ALL OTHER OFFENSES	381	47	36	298	308	73	340	38			3
CURFEWS & LOITERING	9	5	4		9		1	8			
RUNAWAYS	12	12			5	7	10	2			
GRAND TOTALS:	1,449	242	160	1,047	1,163	286	1,169	257			23

AGE, SEX AND RACE OF PERSONS ARRESTED

AGENCY: DANIELSON P.D.

OFFENSE CLASSIFICATION	GRAND TOTAL	UNDER 16	16 & 17	18 & OVER	MALE	FEMALE	WHITE	BLACK	INDIAN	ORIENTAL	ALL OTHER
MURDER											
MANSLAUGHTER BY NEGLIGENCE											
FORCIBLE RAPE											
ROBBERY	5	2		3	5		5				
ASSAULT-AGGRAVATED	11	3		8	8	3	11				
BURGLARY	43	15	2	26	40	3	43				
LARCENY	61	18	13	30	56	5	61				
MOTOR VEHICLE THEFT	4		4		1	3	4				
OTHER ASSAULTS	7	3	1	3	6	1	7				
ARSON	4	4			4		4				
FORGERY & COUNTERFEITING	2			2	2		2				
FRAUD											
EMBEZZLEMENT											
STOLEN PROPERTY	1		1		1		1				
VANDALISM	42	16	3	23	38	4	42				
WEAPONS	12			12	12		12				
PROSTITUTION											
SEX OFFENSES	2		2		2		2				
NARCOTICS	39	4	11	24	38	1	39				
GAMBLING											
OFFENSES VS THE FAMILY	1			1	1		1				
DRIVING UND. THE INFLUENCE	14		2	12	11	3	14				
LIQUOR LAWS	22	3	4	15	19	3	22				
DRUNKENNESS											
DISORDERLY CONDUCT	133	11	16	106	107	26	133				
VAGRANCY	6	1	2	3	6		6				
ALL OTHER OFFENSES	42	12	7	23	33	9	42				
CURFEWS & LOITERING	2	1	1		1	1	2				
RUNAWAYS	15	15			4	11	15				
GRAND TOTALS:	468	108	69	291	395	73	468				

AGENCY: DARIEN P.D.

AGE, SEX AND RACE OF PERSONS ARRESTED

OFFENSE CLASSIFICATION	GRAND TOTAL	UNDER 16	16 & 17	18 & OVER	MALE	FEMALE	WHITE	BLACK	INDIAN	ORIENTAL	ALL OTHER
MURDER											
MANSLAUGHTER BY NEGLIGENCE											
FORCIBLE RAPE											
ROBBERY	5		2	3	5		4	1			
ASSAULT-AGGRAVATED	10		1	9	10		7	3			
BURGLARY	22	2	7	13	21	1	15				7
LARCENY	45	1	11	33	42	3	38	7			
MOTOR VEHICLE THEFT	7		3	4	6	1	3	2			2
OTHER ASSAULTS	1			1	1		1				
ARSON	2			2	2		1	1			
FORGERY & COUNTERFEITING	5			5	2	3	4	1			
FRAUD											
EMBEZZLEMENT											
STOLEN PROPERTY											
VANDALISM											
WEAPONS											
PROSTITUTION											
SEX OFFENSES											
NARCOTICS	18	2	10	6	16	2	17	1			
GAMBLING											
OFFENSES VS THE FAMILY											
DRIVING UND. THE INFLUENCE	3		1	2	2	1	3				
LIQUOR LAWS	6		3	3	5	1	6				
DRUNKENNESS											
DISORDERLY CONDUCT	24	2	2	20	20	4	24				
VAGRANCY	4			4	3	1	3	1			
ALL OTHER OFFENSES	47	6	11	30	43	4	42	1			4
CURFEWS & LOITERING											
RUNAWAYS											
GRAND TOTALS:	199	13	51	135	178	21	168	18			13

AGENCY: DERBY P.D.

AGE, SEX AND RACE OF PERSONS ARRESTED

OFFENSE CLASSIFICATION	GRAND TOTAL	UNDER 16	16 & 17	18 & OVER	MALE	FEMALE	WHITE	BLACK	INDIAN	ORIENTAL	ALL OTHER
MURDER											
MANSLAUGHTER BY NEGLIGENCE											
FORCIBLE RAPE											
ROBBERY	2			2	2		1	1			
ASSAULT-AGGRAVATED	15			15	15		15				
BURGLARY	14			14	11	3	14				
LARCENY	283	148		135	194	89	232	51			
MOTOR VEHICLE THEFT	9	9			9		8	1			
OTHER ASSAULTS	77	27		50	68	9	76	1			
ARSON											
FORGERY & COUNTERFEITING	2			2	2		2				
FRAUD											
EMBEZZLEMENT											
STOLEN PROPERTY											
VANDALISM	133	120		13	122	11	124	9			
WEAPONS	8			8	4	4	8				
PROSTITUTION											
SEX OFFENSES	8			8	8		8				
NARCOTICS	29	14		15	24	5	29				
GAMBLING											
OFFENSES VS THE FAMILY	6			6	4	2	6				
DRIVING UND. THE INFLUENCE	13			13	12	1	13				
LIQUOR LAWS											
DRUNKENNESS											
DISORDERLY CONDUCT	375	206	3	166	302	73	355	19			1
VAGRANCY											
ALL OTHER OFFENSES	57			57	44	13	57				
CURFEWS & LOITERING											
RUNAWAYS											
GRAND TOTALS:	1,031	524	3	504	821	210	948	82			1

AGENCY: EAST HAMPTON P.D.

AGE, SEX AND RACE OF PERSONS ARRESTED

OFFENSE CLASSIFICATION	GRAND TOTAL	UNDER 16	16 & 17	18 & OVER	MALE	FEMALE	WHITE	BLACK	INDIAN	ORIENTAL	ALL OTHER
MURDER											
MANSLAUGHTER BY NEGLIGENCE											
FORCIBLE RAPE											
ROBBERY	1			1	1		1				
ASSAULT-AGGRAVATED											
BURGLARY	13	4	7	2	13		13				
LARCENY	34	9	4	21	33	1	34				
MOTOR VEHICLE THEFT	3	2		1	2	1	3				
OTHER ASSAULTS	2			2	2		2				
ARSON	1	1			1		1				
FORGERY & COUNTERFEITING											
FRAUD											
EMBEZZLEMENT											
STOLEN PROPERTY											
VANDALISM											
WEAPONS											
PROSTITUTION											
SEX OFFENSES	1			1	1		1				
NARCOTICS	2			2	2		2				
GAMBLING											
OFFENSES VS THE FAMILY	1			1	1		1				
DRIVING UND. THE INFLUENCE	9			9	7	2	9				
LIQUOR LAWS	1		1		1		1				
DRUNKENNESS											
DISORDERLY CONDUCT	25	3	4	18	23	2	25				
VAGRANCY											
ALL OTHER OFFENSES	122		24	98	103	19	122				
CURFEWS & LOITERING	20	3	17		13	7	20				
RUNAWAYS	3	3			1	2	3				
GRAND TOTALS:	238	25	57	156	204	34	238				

AGENCY: EAST HARTFORD P.D.

AGE, SEX AND RACE OF PERSONS ARRESTED

OFFENSE CLASSIFICATION	GRAND TOTAL	UNDER 16	16 & 17	18 & OVER	MALE	FEMALE	WHITE	BLACK	INDIAN	ORIENTAL	ALL OTHER
MURDER	2			2	1	1		2			
MANSLAUGHTER BY NEGLIGENCE	1			1	1		1				
FORCIBLE RAPE	8		1	7	8		5	3			
ROBBERY	21	2	7	12	21		18	3			
ASSAULT-AGGRAVATED	36	1	7	28	34	2	34	2			
BURGLARY	110	38	25	47	108	2	92	18			
LARCENY	443	105	68	270	320	123	356	87			
MOTOR VEHICLE THEFT	43	17	8	18	40	3	35	8			
OTHER ASSAULTS	100	8	11	81	89	11	92	8			
ARSON	20	8	3	9	19	1	20				
FORGERY & COUNTERFEITING	10			10	8	2	8	2			
FRAUD	46			46	31	15	38	8			
EMBEZZLEMENT											
STOLEN PROPERTY											
VANDALISM	10	10			10		10				
WEAPONS	23	3	8	12	22	1	21	2			
PROSTITUTION	6			6	2	4	6				
SEX OFFENSES	34	4	3	27	31	3	34				
NARCOTICS	102	14	31	57	83	19	92	10			
GAMBLING	31			31	31		30	1			
OFFENSES VS THE FAMILY	17			17	10	7	14	3			
DRIVING UND. THE INFLUENCE	68		5	63	61	7	66	2			
LIQUOR LAWS	9		2	7	7	2	9				
DRUNKENNESS											
DISORDERLY CONDUCT	430	25	43	362	349	81	404	26			
VAGRANCY											
ALL OTHER OFFENSES	506	62	90	354	439	67	477	29			
CURFEWS & LOITERING	6		6		5	1	3	3			
RUNAWAYS	22	22			8	14	22				
GRAND TOTALS:	2,104	319	318	1,467	1,738	366	1,887	217			

AGENCY: EAST HAVEN P.D.*

AGE, SEX AND RACE OF PERSONS ARRESTED

OFFENSE CLASSIFICATION	GRAND TOTAL	UNDER 16	16 & 17	18 & OVER	MALE	FEMALE	WHITE	BLACK	INDIAN	ORIENTAL	ALL OTHER
MURDER											
MANSLAUGHTER BY NEGLIGENCE											
FORCIBLE RAPE	1	1			1		1				
ROBBERY	4		1	3	4		4				
ASSAULT-AGGRAVATED	10			10	9	1	10				
BURGLARY	14		2	12	14		14				
LARCENY	118	33	11	74	91	27	110	8			
MOTOR VEHICLE THEFT	1	1			1		1				
OTHER ASSAULTS	22	2	3	17	16	6	22				
ARSON											
FORGERY & COUNTERFEITING	1			1	1		1				
FRAUD	1			1		1	1				
EMBEZZLEMENT											
STOLEN PROPERTY											
VANDALISM	15	15			13	2	15				
WEAPONS	9	1	1	7	9		8	1			
PROSTITUTION											
SEX OFFENSES											
NARCOTICS	8		2	6	8		8				
GAMBLING											
OFFENSES VS THE FAMILY											
DRIVING UND. THE INFLUENCE											
LIQUOR LAWS											
DRUNKENNESS											
DISORDERLY CONDUCT	53	30	3	20	38	15	53				
VAGRANCY											
ALL OTHER OFFENSES	52	20	4	28	43	9	49	3			
CURFEWS & LOITERING	3	3			1	2	3				
RUNAWAYS	8	8			3	5	8				
GRAND TOTALS:	320	114	27	179	252	68	308	12			

* Above figures represent the last quarter of 1979 only.

AGENCY: EAST WINDSOR P.D. *

AGE, SEX AND RACE OF PERSONS ARRESTED

OFFENSE CLASSIFICATION	GRAND TOTAL	UNDER 16	16 & 17	18 & OVER	MALE	FEMALE	WHITE	BLACK	INDIAN	ORIENTAL	ALL OTHER
MURDER											
MANSLAUGHTER BY NEGLIGENCE											
FORCIBLE RAPE											
ROBBERY	1			1	1		1				
ASSAULT-AGGRAVATED	4			4	4		4				
BURGLARY	15	5		10	15		15				
LARCENY	24	5		19	23	1	23	1			
MOTOR VEHICLE THEFT	3	2		1	3		3				
OTHER ASSAULTS	3			3	2	1	3				
ARSON											
FORGERY & COUNTERFEITING	2			2	2		2				
FRAUD	1			1	1		1				
EMBEZZLEMENT											
STOLEN PROPERTY											
VANDALISM	2			2	2		1	1			
WEAPONS	1			1	1			1			
PROSTITUTION											
SEX OFFENSES	1			1	1			1			
NARCOTICS	6	2	2	2	6		6				
GAMBLING											
OFFENSES VS THE FAMILY	2			2	2		2				
DRIVING UND. THE INFLUENCE											
LIQUOR LAWS											
DRUNKENNESS											
DISORDERLY CONDUCT	16			16	15	1	14	2			
VAGRANCY											
ALL OTHER OFFENSES	61	14		47	48	13	58	3			
CURFEWS & LOITERING											
RUNAWAYS	12	12			9	3	11	1			
GRAND TOTALS:	154	40	2	112	135	19	144	10			

*Above figures represent 6 months of 1979 only.

AGENCY: EASTON P.D.

AGE, SEX AND RACE OF PERSONS ARRESTED

OFFENSE CLASSIFICATION	GRAND TOTAL	UNDER 16	16 & 17	18 & OVER	MALE	FEMALE	WHITE	BLACK	INDIAN	ORIENTAL	ALL OTHER
MURDER											
MANSLAUGHTER BY NEGLIGENCE	1			1	1		1				
FORCIBLE RAPE											
ROBBERY											
ASSAULT-AGGRAVATED	1			1	1		1				
BURGLARY	10	2	2	6	10		10				
LARCENY	11		5	6	11		11				
MOTOR VEHICLE THEFT											
OTHER ASSAULTS	2			2	2		2				
ARSON	1		1		1		1				
FORGERY & COUNTERFEITING											
FRAUD											
EMBEZZLEMENT											
STOLEN PROPERTY											
VANDALISM	7	1	4	2	6	1	7				
WEAPONS	9		4	5	8	1	9				
PROSTITUTION											
SEX OFFENSES											
NARCOTICS	7		3	4	7		7				
GAMBLING											
OFFENSES VS THE FAMILY	4			4	2	2	4				
DRIVING UND. THE INFLUENCE											
LIQUOR LAWS											
DRUNKENNESS											
DISORDERLY CONDUCT	3			3	1	2	3				
VAGRANCY											
ALL OTHER OFFENSES	74		9	65	58	16	74				
CURFEWS & LOITERING											
RUNAWAYS											
GRAND TOTALS:	130	3	28	99	108	22	130				

AGENCY: ENFIELD P.D.

AGE, SEX AND RACE OF PERSONS ARRESTED

OFFENSE CLASSIFICATION	GRAND TOTAL	UNDER 16	16 & 17	18 & OVER	MALE	FEMALE	WHITE	BLACK	INDIAN	ORIENTAL	ALL OTHER
MURDER											
MANSLAUGHTER BY NEGLIGENCE											
FORCIBLE RAPE	1	1			1		1				
ROBBERY	15	2	1	12	14	1	13	2			
ASSAULT-AGGRAVATED	15	1	2	12	14	1	14	1			
BURGLARY	99	53	25	21	97	2	96	3			
LARCENY	507	106	130	271	308	199	402	102		3	
MOTOR VEHICLE THEFT	32	4	13	15	31	1	29	3			
OTHER ASSAULTS	85	14	15	56	80	5	82	3			
ARSON	9	6	1	2	9		9				
FORGERY & COUNTERFEITING	20		1	19	11	9	8	12			
FRAUD	31			31	21	10	22	9			
EMBEZZLEMENT											
STOLEN PROPERTY	43	11	10	22	35	8	37	6			
VANDALISM	158	82	26	50	148	10	158				
WEAPONS	29	5	5	19	29		29				
PROSTITUTION											
SEX OFFENSES	19	7	3	9	18	1	19				
NARCOTICS	127	16	35	76	107	20	119	7	1		
GAMBLING											
OFFENSES VS THE FAMILY	6			6	5	1	6				
DRIVING UND. THE INFLUENCE	145		14	131	137	8	144	1			
LIQUOR LAWS	29	3	13	13	27	2	29				
DRUNKENNESS											
DISORDERLY CONDUCT	379	47	64	268	341	38	371	8			
VAGRANCY											
ALL OTHER OFFENSES	246	43	33	170	212	34	241	5			
CURFEWS & LOITERING	45	14	31		41	4	43	2			
RUNAWAYS	65	65			35	30	62	3			
GRAND TOTALS:	2,105	480	422	1,203	1,721	384	1,934	167	1	3	

AGENCY: FAIRFIELD P.D.*

AGE, SEX AND RACE OF PERSONS ARRESTED

OFFENSE CLASSIFICATION	GRAND TOTAL	UNDER 16	16 & 17	18 & OVER	MALE	FEMALE	WHITE	BLACK	INDIAN	ORIENTAL	ALL OTHER
MURDER											
MANSLAUGHTER BY NEGLIGENCE											
FORCIBLE RAPE											
ROBBERY											
ASSAULT-AGGRAVATED											
BURGLARY											
LARCENY											
MOTOR VEHICLE THEFT											
OTHER ASSAULTS											
ARSON											
FORGERY & COUNTERFEITING											
FRAUD											
EMBEZZLEMENT											
STOLEN PROPERTY											
VANDALISM		*The Fairfield P.D. resumed UCR reporting in December of 1979. To avoid misinterpretation									
WEAPONS		of data, Fairfield's arrest figures for December are not presented here, however, the									
PROSTITUTION		figures are included in the State Summary of Arrest Data.									
SEX OFFENSES											
NARCOTICS											
GAMBLING											
OFFENSES VS THE FAMILY											
DRIVING UND. THE INFLUENCE											
LIQUOR LAWS											
DRUNKENNESS											
DISORDERLY CONDUCT											
VAGRANCY											
ALL OTHER OFFENSES											
CURFEWS & LOITERING											
RUNAWAYS											
GRAND TOTALS:											

AGENCY: FARMINGTON P.D.

AGE, SEX AND RACE OF PERSONS ARRESTED

OFFENSE CLASSIFICATION	GRAND TOTAL	UNDER 16	16 & 17	18 & OVER	MALE	FEMALE	WHITE	BLACK	INDIAN	ORIENTAL	ALL OTHER
MURDER											
MANSLAUGHTER BY NEGLIGENCE											
FORCIBLE RAPE											
ROBBERY	2			2	2		2				
ASSAULT-AGGRAVATED	13	2	3	8	12	1	12	1			
BURGLARY	23	3	2	18	23		21	2			
LARCENY	186	42	39	105	119	67	96	90			
MOTOR VEHICLE THEFT	1	1			1		1				
OTHER ASSAULTS	18			18	17	1	17	1			
ARSON											
FORGERY & COUNTERFEITING	3		1	2	3		3				
FRAUD	15			15	9	6	12	3			
EMBEZZLEMENT	1			1	1			1			
STOLEN PROPERTY											
VANDALISM	4	1		3	4		4				
WEAPONS	5	1		4	5		5				
PROSTITUTION											
SEX OFFENSES											
NARCOTICS	10	1	2	7	10		10				
GAMBLING											
OFFENSES VS THE FAMILY											
DRIVING UND. THE INFLUENCE	42		3	39	40	2	41	1			
LIQUOR LAWS	3		1	2	3		3				
DRUNKENNESS	4			4	4		4				
DISORDERLY CONDUCT	42	1	10	31	36	6	35	7			
VAGRANCY											
ALL OTHER OFFENSES	89	8	16	65	81	8	83	6			
CURFEWS & LOITERING											
RUNAWAYS											
GRAND TOTALS:	461	60	77	324	370	91	349	112			

AGENCY: GLASTONBURY P.D.

AGE, SEX AND RACE OF PERSONS ARRESTED

OFFENSE CLASSIFICATION	GRAND TOTAL	UNDER 16	16 & 17	18 & OVER	MALE	FEMALE	WHITE	BLACK	INDIAN	ORIENTAL	ALL OTHER
MURDER											
MANSLAUGHTER BY NEGLIGENCE											
FORCIBLE RAPE	1	1			1		1				
ROBBERY	3	3			3		3				
ASSAULT-AGGRAVATED	60	8	5	47	54	6	60				
BURGLARY	73	27	24	22	68	5	72	1			
LARCENY	76	33	13	30	69	7	73	3			
MOTOR VEHICLE THEFT	24	11	3	10	23	1	24				
OTHER ASSAULTS	1			1	1		1				
ARSON	1	1			1		1				
FORGERY & COUNTERFEITING	17	15	1	1	6	11	17				
FRAUD	51	7		44	41	10	50	1			
EMBEZZLEMENT											
STOLEN PROPERTY	3		2	1	3		3				
VANDALISM	51	37	7	7	51		51				
WEAPONS	3			3	3		1	2			
PROSTITUTION											
SEX OFFENSES	7			7	7		7				
NARCOTICS	20	2	5	13	17	3	20				
GAMBLING	13			13	13		13				
OFFENSES VS THE FAMILY	2			2	2		1				1
DRIVING UND. THE INFLUENCE	41		1	40	35	6	41				
LIQUOR LAWS	25	2	13	10	21	4	25				
DRUNKENNESS											
DISORDERLY CONDUCT	73	14	13	46	68	5	73				
VAGRANCY											
ALL OTHER OFFENSES	160	34	36	90	116	44	160				
CURFEWS & LOITERING											
RUNAWAYS	64	64			39	25	63	1			
GRAND TOTALS:	769	259	123	387	642	127	760	8			1

AGENCY: GRANBY P.D.*

AGE, SEX AND RACE OF PERSONS ARRESTED

OFFENSE CLASSIFICATION	GRAND TOTAL	UNDER 16	16 & 17	18 & OVER	MALE	FEMALE	WHITE	BLACK	INDIAN	ORIENTAL	ALL OTHER
MURDER											
MANSLAUGHTER BY NEGLIGENCE											
FORCIBLE RAPE											
ROBBERY											
ASSAULT-AGGRAVATED											
BURGLARY	11	3	6	2	11		11				
LARCENY	1			1		1	1				
MOTOR VEHICLE THEFT											
OTHER ASSAULTS											
ARSON											
FORGERY & COUNTERFEITING											
FRAUD											
EMBEZZLEMENT											
STOLEN PROPERTY											
VANDALISM	4	4			4		4				
WEAPONS	2			2	2		2				
PROSTITUTION											
SEX OFFENSES											
NARCOTICS	5		3	2	5		2	3			
GAMBLING											
OFFENSES VS THE FAMILY											
DRIVING UND. THE INFLUENCE											
LIQUOR LAWS											
DRUNKENNESS											
DISORDERLY CONDUCT	9		1	8	8	1	9				
VAGRANCY											
ALL OTHER OFFENSES	6	1	1	4	4	2	6				
CURFEWS & LOITERING											
RUNAWAYS											
GRAND TOTALS:	38	8	11	19	34	4	35	3			

*Above figures represent 7 months of 1979 only.

AGENCY: GREENWICH P.D.

AGE, SEX AND RACE OF PERSONS ARRESTED

OFFENSE CLASSIFICATION	GRAND TOTAL	UNDER 16	16 & 17	18 & OVER	MALE	FEMALE	WHITE	BLACK	INDIAN	ORIENTAL	ALL OTHER
MURDER											
MANSLAUGHTER BY NEGLIGENCE											
FORCIBLE RAPE	7			7	7		6	1			
ROBBERY	9	2		7	9		6	3			
ASSAULT-AGGRAVATED	46	3	6	37	45	1	44	2			
BURGLARY	90	26	13	51	82	8	77	11		2	
LARCENY	174	68	18	88	142	32	120	53		1	
MOTOR VEHICLE THEFT	47	36	2	9	45	2	34	13			
OTHER ASSAULTS	3	2		1	2	1	3				
ARSON	6	5	1		3	3	6				
FORGERY & COUNTERFEITING	9	1		8	5	4	9				
FRAUD	7			7	5	2	6	1			
EMBEZZLEMENT	2			2	2		2				
STOLEN PROPERTY											
VANDALISM	68	59	3	6	64	4	66	2			
WEAPONS	45	16	3	26	45		35	7		3	
PROSTITUTION											
SEX OFFENSES	10	3		7	10		10				
NARCOTICS	44	8	11	25	38	6	39	5			
GAMBLING											
OFFENSES VS THE FAMILY											
DRIVING UND. THE INFLUENCE	8		1	7	7	1	8				
LIQUOR LAWS	16	6	3	7	11	5	16				
DRUNKENNESS											
DISORDERLY CONDUCT	283	72	17	194	223	60	237	46			
VAGRANCY											
ALL OTHER OFFENSES	240	77	32	131	211	29	204	36			
CURFEWS & LOITERING											
RUNAWAYS	49	49			24	25	47	2			
GRAND TOTALS:	1,163	433	110	620	980	183	975	182		6	

AGE, SEX AND RACE OF PERSONS ARRESTED

AGENCY: GROTON CITY P.D.

OFFENSE CLASSIFICATION	GRAND TOTAL	UNDER 16	16 & 17	18 & OVER	MALE	FEMALE	WHITE	BLACK	INDIAN	ORIENTAL	ALL OTHER
MURDER	1			1	1			1			
MANSLAUGHTER BY NEGLIGENCE											
FORCIBLE RAPE	1			1	1		1				
ROBBERY	10	2	1	7	10		9	1			
ASSAULT-AGGRAVATED	12			12	10	2	9	3			
BURGLARY	22	6	4	12	20	2	21	1			
LARCENY	46	16	3	27	41	5	34	12			
MOTOR VEHICLE THEFT	5	2	1	2	5		3	2			
OTHER ASSAULTS	36	4	2	30	34	2	32	4			
ARSON	2		1	1	2		2				
FORGERY & COUNTERFEITING											
FRAUD											
EMBEZZLEMENT											
STOLEN PROPERTY	1			1	1			1			
VANDALISM	24	5	4	15	24		20	4			
WEAPONS	7	1	2	4	6	1	5	2			
PROSTITUTION	1			1		1	1				
SEX OFFENSES	6			6	6		4	2			
NARCOTICS	50	3	6	41	50		44	6			
GAMBLING											
OFFENSES VS THE FAMILY	2			2	1	1	1	1			
DRIVING UND. THE INFLUENCE											
LIQUOR LAWS	8	4		4	8		7	1			
DRUNKENNESS											
DISORDERLY CONDUCT	117	5	3	109	106	11	95	21	1		
VAGRANCY											
ALL OTHER OFFENSES	29	9	2	18	24	5	22	7			
CURFEWS & LOITERING											
RUNAWAYS	1	1				1	1				
GRAND TOTALS:	381	58	29	294	350	31	311	69	1		

CONTINUED

2 OF 4

AGENCY: GROTON LONG POINT P.D. AGE, SEX AND RACE OF PERSONS ARRESTED

OFFENSE CLASSIFICATION	GRAND TOTAL	UNDER 16	16 & 17	18 & OVER	MALE	FEMALE	WHITE	BLACK	INDIAN	ORIENTAL	ALL OTHER
MURDER											
MANSLAUGHTER BY NEGLIGENCE											
FORCIBLE RAPE											
ROBBERY											
ASSAULT-AGGRAVATED											
BURGLARY	2	1	1		1	1	2				
LARCENY											
MOTOR VEHICLE THEFT											
OTHER ASSAULTS											
ARSON											
FORGERY & COUNTERFEITING											
FRAUD											
EMBEZZLEMENT											
STOLEN PROPERTY											
VANDALISM											
WEAPONS											
PROSTITUTION											
SEX OFFENSES											
NARCOTICS											
GAMBLING											
OFFENSES VS THE FAMILY											
DRIVING UND. THE INFLUENCE											
LIQUOR LAWS											
DRUNKENNESS											
DISORDERLY CONDUCT	2			2	2		2				
VAGRANCY											
ALL OTHER OFFENSES											
CURFEWS & LOITERING											
RUNAWAYS											
GRAND TOTALS:	4	1	1	2	3	1	4				

AGENCY: GROTON TOWN P.D.

AGE, SEX AND RACE OF PERSONS ARRESTED

OFFENSE CLASSIFICATION	GRAND TOTAL	UNDER 16	16 & 17	18 & OVER	MALE	FEMALE	WHITE	BLACK	INDIAN	ORIENTAL	ALL OTHER
MURDER											
MANSLAUGHTER BY NEGLIGENCE											
FORCIBLE RAPE	3		1	2	3		1	2			
ROBBERY	11		4	7	10	1	10				1
ASSAULT-AGGRAVATED	48	1	6	41	47	1	41	6	1		
BURGLARY	40	11	4	25	40		38	2			
LARCENY	354	54	76	224	269	85	331	21			2
MOTOR VEHICLE THEFT	1			1	1		1				
OTHER ASSAULTS	6			6	4	2	6				
ARSON											
FORGERY & COUNTERFEITING	6			6	5	1	6				
FRAUD	25	1		24	16	9	22	3			
EMBEZZLEMENT											
STOLEN PROPERTY											
VANDALISM	4	3	1		4		4				
WEAPONS	12		1	11	12		12				
PROSTITUTION											
SEX OFFENSES	8		1	7	8		4	4			
NARCOTICS	48	4	10	34	46	2	47	1			
GAMBLING											
OFFENSES VS THE FAMILY	4			4	3	1	4				
DRIVING UND. THE INFLUENCE	67			67	66	1	67				
LIQUOR LAWS	4	1		3	3	1	4				
DRUNKENNESS											
DISORDERLY CONDUCT	213	9	12	192	177	36	204	8	1		
VAGRANCY											
ALL OTHER OFFENSES	317	60	29	228	285	32	295	22			
CURFEWS & LOITERING											
RUNAWAYS	23	21	2		6	17	20	3			
GRAND TOTALS:	1,194	165	147	882	1,005	189	1,117	72	2		3

AGENCY: GUILFORD P.D.

AGE, SEX AND RACE OF PERSONS ARRESTED

OFFENSE CLASSIFICATION	GRAND TOTAL	UNDER 16	16 & 17	18 & OVER	MALE	FEMALE	WHITE	BLACK	INDIAN	ORIENTAL	ALL OTHER
MURDER											
MANSLAUGHTER BY NEGLIGENCE											
FORCIBLE RAPE											
ROBBERY	1			1		1		1			
ASSAULT-AGGRAVATED	27		4	23	26	1	27				
BURGLARY	35	9	11	15	32	3	35				
LARCENY	122	35	21	66	99	23	122				
MOTOR VEHICLE THEFT	5	1	3	1	4	1	5				
OTHER ASSAULTS	24		5	19	22	2	23	1			
ARSON	9	8		1	9		9				
FORGERY & COUNTERFEITING											
FRAUD	11			11	11		11				
EMBEZZLEMENT	8			8	8		8				
STOLEN PROPERTY											
VANDALISM	20	68	8	14	88	2	90				
WEAPONS	5			5	5		5				
PROSTITUTION											
SEX OFFENSES	7	5	2		5	2	7				
NARCOTICS	43	22	8	13	35	8	43				
GAMBLING											
OFFENSES VS THE FAMILY											
DRIVING UND. THE INFLUENCE	30		3	27	27	3	29	1			
LIQUOR LAWS	2		1	1	2		2				
DRUNKENNESS	32	29	3		19	13	32				
DISORDERLY CONDUCT	146	123	12	11	126	20	146				
VAGRANCY											
ALL OTHER OFFENSES	114	70	12	32	91	23	114				
CURFEWS & LOITERING	8	8			5	3	8				
RUNAWAYS	43	40	3		23	20	43				
GRAND TOTALS:	762	418	96	248	637	125	759	3			

AGENCY: HAMDEN P.D.*

AGE, SEX AND RACE OF PERSONS ARRESTED

OFFENSE CLASSIFICATION	GRAND TOTAL	UNDER 16	16 & 17	18 & OVER	MALE	FEMALE	WHITE	BLACK	INDIAN	ORIENTAL	ALL OTHER
MURDER											
MANSLAUGHTER BY NEGLIGENCE											
FORCIBLE RAPE											
ROBBERY											
ASSAULT-AGGRAVATED											
BURGLARY											
LARCENY											
MOTOR VEHICLE THEFT											
OTHER ASSAULTS											
ARSON											
FORGERY & COUNTERFEITING											
FRAUD											
EMBEZZLEMENT											
STOLEN PROPERTY											
VANDALISM		*The Hamden P.D. began UCR reporting in November of 1979. To avoid misinterpretation of									
WEAPONS		data, Hamden's arrest figures for 2 months of 1979 are not presented here, however, the									
PROSTITUTION		figures are included in the State Summary of Arrest Data.									
SEX OFFENSES											
NARCOTICS											
GAMBLING											
OFFENSES VS THE FAMILY											
DRIVING UND. THE INFLUENCE											
LIQUOR LAWS											
DRUNKENNESS											
DISORDERLY CONDUCT											
VAGRANCY											
ALL OTHER OFFENSES											
CURFEWS & LOITERING											
RUNAWAYS											
GRAND TOTALS:											

AGE, SEX AND RACE OF PERSONS ARRESTED

AGENCY: HARTFORD P.D.

OFFENSE CLASSIFICATION	GRAND TOTAL	UNDER 16	16 & 17	18 & OVER	MALE	FEMALE	WHITE	BLACK	INDIAN	ORIENTAL	ALL OTHER
MURDER	33		2	31	30	3	9	24			
MANSLAUGHTER BY NEGLIGENCE											
FORCIBLE RAPE	68		9	59	68		32	36			
ROBBERY	362	2	79	281	341	21	113	247			2
ASSAULT-AGGRAVATED	542	2	45	495	449	93	223	319			
BURGLARY	453	1	124	328	436	17	241	212			
LARCENY	1,072	5	231	836	665	407	504	566			2
MOTOR VEHICLE THEFT	264	1	95	168	251	13	133	131			
OTHER ASSAULTS	1,966	5	149	1,812	1,715	251	956	1,007			3
ARSON	6			6	2	4	3	3			
FORGERY & COUNTERFEITING	163		10	153	127	36	55	107			1
FRAUD	337		9	328	220	117	146	189			2
EMBEZZLEMENT	6			6	4	2	4	2			
STOLEN PROPERTY	113		17	96	101	12	49	64			
VANDALISM	406		69	337	353	53	254	152			
WEAPONS	186		21	165	176	10	88	97			1
PROSTITUTION	203		9	194	68	135	73	130			
SEX OFFENSES	70		4	66	62	8	46	24			
NARCOTICS	369		42	327	330	39	177	192			
GAMBLING	31		1	30	31		5	26			
OFFENSES VS THE FAMILY	71		6	65	46	25	34	37			
DRIVING UND. THE INFLUENCE	52		1	51	46	6	40	12			
LIQUOR LAWS	27		1	26	24	3	13	14			
DRUNKENNESS											
DISORDERLY CONDUCT	2,079	6	169	1,904	1,680	399	1,120	957			2
VAGRANCY											
ALL OTHER OFFENSES	999	1	55	943	909	90	525	474			
CURFEWS & LOITERING											
RUNAWAYS											
GRAND TOTALS:	9,878	23	1,148	8,707	8,134	1,744	4,843	5,022			13

AGENCY: JEWITT CITY P.D.

AGE, SEX AND RACE OF PERSONS ARRESTED

OFFENSE CLASSIFICATION	GRAND TOTAL	UNDER 16	16 & 17	18 & OVER	MALE	FEMALE	WHITE	BLACK	INDIAN	ORIENTAL	ALL OTHER
MURDER											
MANSLAUGHTER BY NEGLIGENCE											
FORCIBLE RAPE											
ROBBERY	1		1		1		1				
ASSAULT-AGGRAVATED											
BURGLARY	2		1	1	2		2				
LARCENY	9		2	7	9		9				
MOTOR VEHICLE THEFT	1			1	1		1				
OTHER ASSAULTS	9			9	7	2	9				
ARSON											
FORGERY & COUNTERFEITING	1			1	1	1	1				
FRAUD											
EMBEZZLEMENT											
STOLEN PROPERTY											
VANDALISM											
WEAPONS											
PROSTITUTION											
SEX OFFENSES	1			1	1		1				
NARCOTICS	19		8	11	17	2	19				
GAMBLING											
OFFENSES VS THE FAMILY											
DRIVING UND. THE INFLUENCE	4			4	3	1	4				
LIQUOR LAWS	3		1	2	3		3				
DRUNKENNESS											
DISORDERLY CONDUCT	41		12	29	34	7	41				
VAGRANCY											
ALL OTHER OFFENSES	105		19	86	92	13	105				
CURFEWS & LOITERING											
RUNAWAYS											
GRAND TOTALS:	196		44	152	170	26	196				

AGE, SEX AND RACE OF PERSONS ARRESTED

AGENCY: MADISON P.D.

OFFENSE CLASSIFICATION	GRAND TOTAL	UNDER 16	16 & 17	18 & OVER	MALE	FEMALE	WHITE	BLACK	INDIAN	ORIENTAL	ALL OTHER
MURDER											
MANSLAUGHTER BY NEGLIGENCE											
FORCIBLE RAPE											
ROBBERY											
ASSAULT-AGGRAVATED	2	1		1	2		2				
BURGLARY	21	10	2	9	21		21				
LARCENY	58	10	14	34	51	7	58				
MOTOR VEHICLE THEFT	6	4		2	6		6				
OTHER ASSAULTS	17		2	15	17		17				
ARSON	2	2			2		2				
FORGERY & COUNTERFEITING	1			1	1		1				
FRAUD											
EMBEZZLEMENT											
STOLEN PROPERTY											
VANDALISM	77	47	13	17	71	6	77				
WEAPONS	4			4	4		4				
PROSTITUTION											
SEX OFFENSES	2		1	1	2		2				
NARCOTICS	8	4	1	3	8		8				
GAMBLING											
OFFENSES VS THE FAMILY											
DRIVING UND. THE INFLUENCE	12		1	11	12		12				
LIQUOR LAWS											
DRUNKENNESS	3	3			3		3				
DISORDERLY CONDUCT	57	12	8	37	55	2	57				
VAGRANCY	2	2			2		2				
ALL OTHER OFFENSES	57	42	1	14	45	12	57				
CURFEWS & LOITERING	8	8			5	3	8				
RUNAWAYS	42	40	2		29	13	42				
GRAND TOTALS:	379	185	45	149	336	43	379				

AGENCY: MANCHESTER P.D.*

AGE, SEX AND RACE OF PERSONS ARRESTED

OFFENSE CLASSIFICATION	GRAND TOTAL	UNDER 16	16 & 17	18 & OVER	MALE	FEMALE	WHITE	BLACK	INDIAN	ORIENTAL	ALL OTHER
MURDER											
MANSLAUGHTER BY NEGLIGENCE											
FORCIBLE RAPE											
ROBBERY											
ASSAULT-AGGRAVATED											
BURGLARY											
LARCENY											
MOTOR VEHICLE THEFT											
OTHER ASSAULTS											
ARSON											
FORGERY & COUNTERFEITING											
FRAUD											
EMBEZZLEMENT											
STOLEN PROPERTY											
VANDALISM											
WEAPONS											
PROSTITUTION											
SEX OFFENSES											
NARCOTICS											
GAMBLING											
OFFENSES VS THE FAMILY											
DRIVING UND. THE INFLUENCE											
LIQUOR LAWS											
DRUNKENNESS											
DISORDERLY CONDUCT											
VAGRANCY											
ALL OTHER OFFENSES											
CURFEWS & LOITERING											
RUNAWAYS											
GRAND TOTALS:											

* No juvenile or adult arrest data submitted for 1979.

AGENCY: MERIDEN P.D.

AGE, SEX AND RACE OF PERSONS ARRESTED

OFFENSE CLASSIFICATION	GRAND TOTAL	UNDER 16	16 & 17	18 & OVER	MALE	FEMALE	WHITE	BLACK	INDIAN	ORIENTAL	ALL OTHER
MURDER	1			1	1				1		
MANSLAUGHTER BY NEGLIGENCE	3			3	2	1	3				
FORCIBLE RAPE											
ROBBERY	28	3	11	14	25	3	26	2			
ASSAULT-AGGRAVATED	16	1		15	14	2	13	3			
BURGLARY	161	55	33	73	155	6	152	9			
LARCENY	466	114	88	264	345	121	414	52			
MOTOR VEHICLE THEFT	8	5	1	2	7	1	8				
OTHER ASSAULTS	173	19	20	134	144	29	154	19			
ARSON	7		1	6	7		6	1			
FORGERY & COUNTERFEITING	6			6	3	3	4	2			
FRAUD	57	1	2	54	35	22	51	6			
EMBEZZLEMENT											
STOLEN PROPERTY											
VANDALISM											
WEAPONS	50	5	4	41	47	3	48	2			
PROSTITUTION											
SEX OFFENSES	28	3	3	22	28		28				
NARCOTICS	74	7	19	48	65	9	71	3			
GAMBLING	5	1		4	5		4	1			
OFFENSES VS THE FAMILY											
DRIVING UND. THE INFLUENCE	43			43	39	4	43				
LIQUOR LAWS	9	1	4	4	9		9				
DRUNKENNESS											
DISORDERLY CONDUCT	263	17	22	224	230	33	237	26			
VAGRANCY											
ALL OTHER OFFENSES	730	125	87	518	616	114	672	58			
CURFEWS & LOITERING											
RUNAWAYS											
GRAND TOTALS:	2,128	357	295	1,476	1,777	351	1,943	185			

AGENCY: MIDDLEBURY P.D.

AGE, SEX AND RACE OF PERSONS ARRESTED

OFFENSE CLASSIFICATION	GRAND TOTAL	UNDER 16	16 & 17	18 & OVER	MALE	FEMALE	WHITE	BLACK	INDIAN	ORIENTAL	ALL OTHER
MURDER											
MANSLAUGHTER BY NEGLIGENCE											
FORCIBLE RAPE											
ROBBERY											
ASSAULT-AGGRAVATED	4			4	4		4				
BURGLARY	11	2		9	10	1	11				
LARCENY	20	3	1	16	20		19	1			
MOTOR VEHICLE THEFT	1			1	1		1				
OTHER ASSAULTS	5	1		4	5		5				
ARSON											
FORGERY & COUNTERFEITING	2			2	2		1	1			
FRAUD	1			1	1		1				
EMBEZZLEMENT											
STOLEN PROPERTY											
VANDALISM	12	6		6	10	2	12				
WEAPONS	1			1	1		1				
PROSTITUTION											
SEX OFFENSES	1			1	1		1				
NARCOTICS	20	4		16	18	2	20				
GAMBLING											
OFFENSES VS THE FAMILY	1			1	1		1				
DRIVING UND. THE INFLUENCE	3			3	3		3				
LIQUOR LAWS	1	1			1		1				
DRUNKENNESS	1	1				1	1				
DISORDERLY CONDUCT	35	10		25	24	11	35				
VAGRANCY											
ALL OTHER OFFENSES	26	5	2	19	19	7	26				
CURFEWS & LOITERING											
RUNAWAYS	3	3			1	2	3				
GRAND TOTALS:	148	36	3	109	122	26	146	2			

AGENCY: MIDDLETOWN P.D.

AGE, SEX AND RACE OF PERSONS ARRESTED

OFFENSE CLASSIFICATION	GRAND TOTAL	UNDER 16	16 & 17	18 & OVER	MALE	FEMALE	WHITE	BLACK	INDIAN	ORIENTAL	ALL OTHER
MURDER											
MANSLAUGHTER BY NEGLIGENCE											
FORCIBLE RAPE	20			20	20		8	12			
ROBBERY	14	1	4	9	14		11	3			
ASSAULT-AGGRAVATED	31	1	5	25	30	1	11	20			
BURGLARY	132	46	32	54	127	5	105	27			
LARCENY	487	106	93	288	357	130	341	146			
MOTOR VEHICLE THEFT	24	14		10	23	1	19	5			
OTHER ASSAULTS	135	17	11	107	124	11	75	60			
ARSON											
FORGERY & COUNTERFEITING	4			4	2	2	2	2			
FRAUD											
EMBEZZLEMENT											
STOLEN PROPERTY	3	3			3		2	1			
VANDALISM	25	25			22	3	20	5			
WEAPONS	27		5	22	26	1	22	5			
PROSTITUTION											
SEX OFFENSES	20		3	17	20		14	6			
NARCOTICS	90	12	20	58	87	3	76	14			
GAMBLING											
OFFENSES VS THE FAMILY	3			3	1	2	1	2			
DRIVING UND. THE INFLUENCE											
LIQUOR LAWS	9	3	1	5	9		6	3			
DRUNKENNESS											
DISORDERLY CONDUCT	197	31	18	148	173	24	142	55			
VAGRANCY	1	1			1			1			
ALL OTHER OFFENSES	1,216	718	63	435	997	219	774	442			
CURFEWS & LOITERING											
RUNAWAYS	68	68			48	20	51	17			
GRAND TOTALS:	2,506	1,046	255	1,205	2,084	422	1,680	826			

AGENCY: MILFORD P.D.*

AGE, SEX AND RACE OF PERSONS ARRESTED

OFFENSE CLASSIFICATION	GRAND TOTAL	UNDER 16	16 & 17	18 & OVER	MALE	FEMALE	WHITE	BLACK	INDIAN	ORIENTAL	ALL OTHER
MURDER											
MANSLAUGHTER BY NEGLIGENCE											
FORCIBLE RAPE											
ROBBERY											
ASSAULT-AGGRAVATED											
BURGLARY											
LARCENY											
MOTOR VEHICLE THEFT											
OTHER ASSAULTS											
ARSON											
FORGERY & COUNTERFEITING											
FRAUD											
EMBEZZLEMENT											
STOLEN PROPERTY											
VANDALISM		*The Milford P.D. began UCR reporting in November of 1979. To avoid misinterpretation of									
WEAPONS		data, Milford's arrest figures for 2 months of 1979 are not presented here, however, the									
PROSTITUTION		figures are included in the State Summary of Arrest Data.									
SEX OFFENSES											
NARCOTICS											
GAMBLING											
OFFENSES VS THE FAMILY											
DRIVING UND. THE INFLUENCE											
LIQUOR LAWS											
DRUNKENNESS											
DISORDERLY CONDUCT											
VAGRANCY											
ALL OTHER OFFENSES											
CURFEWS & LOITERING											
RUNAWAYS											
GRAND TOTALS:											

AGENCY: MONROE P.D.

AGE, SEX AND RACE OF PERSONS ARRESTED

OFFENSE CLASSIFICATION	GRAND TOTAL	UNDER 16	16 & 17	18 & OVER	MALE	FEMALE	WHITE	BLACK	INDIAN	ORIENTAL	ALL OTHER
MURDER											
MANSLAUGHTER BY NEGLIGENCE											
FORCIBLE RAPE	1			1	1		1				
ROBBERY	2	2			2		2				
ASSAULT-AGGRAVATED	11		3	8	11		11				
BURGLARY	26	11	6	9	26		26				
LARCENY	40	18		22	29	11	37	3			
MOTOR VEHICLE THEFT	6			6	5	1	6				
OTHER ASSAULTS	8	4	2	2	6	2	8				
ARSON	9	7		2	9		9				
FORGERY & COUNTERFEITING	1			1	1		1				
FRAUD	3			3	2	1	2	1			
EMBEZZLEMENT											
STOLEN PROPERTY											
VANDALISM	28	20	5	3	28		28				
WEAPONS	11	9		2	10	1	11				
PROSTITUTION											
SEX OFFENSES	3	1		2	3		3				
NARCOTICS	57	5	22	30	54	3	56	1			
GAMBLING											
OFFENSES VS THE FAMILY											
DRIVING UND. THE INFLUENCE	4			4	4		4				
LIQUOR LAWS	8	5	1	2	7	1	8				
DRUNKENNESS											
DISORDERLY CONDUCT	65	46	12	7	63	2	63	2			
VAGRANCY											
ALL OTHER OFFENSES	115	49	23	43	102	13	113	2			
CURFEWS & LOITERING	17	16	1		16	1	17				
RUNAWAYS	4	4			4		4				
GRAND TOTALS:	419	197	75	147	383	36	410	9			

AGENCY: NAUGATUCK P.D.

AGE, SEX AND RACE OF PERSONS ARRESTED

OFFENSE CLASSIFICATION	GRAND TOTAL	UNDER 16	16 & 17	18 & OVER	MALE	FEMALE	WHITE	BLACK	INDIAN	ORIENTAL	ALL OTHER
MURDER											
MANSLAUGHTER BY NEGLIGENCE											
FORCIBLE RAPE											
ROBBERY											
ASSAULT-AGGRAVATED	2		1	1	2		1	1			
BURGLARY	23	16	3	7	24	2	21	5			
LARCENY	70	35	2	33	59	11	69	1			
MOTOR VEHICLE THEFT	2		1	1	2		2				
OTHER ASSAULTS	50	14	8	28	45	5	50				
ARSON	1	1			1		1				
FORGERY & COUNTERFEITING	3		2	1	3		3				
FRAUD	2			2	1	1	2				
EMBEZZLEMENT											
STOLEN PROPERTY	6	3		3	6		6				
VANDALISM	21	19	2		21		20	1			
WEAPONS	4			4	4		4				
PROSTITUTION											
SEX OFFENSES	3	1	1	1	3		3				
NARCOTICS	7		1	6	7		7				
GAMBLING											
OFFENSES VS THE FAMILY											
DRIVING UND. THE INFLUENCE	9			9	9		9				
LIQUOR LAWS											
DRUNKENNESS	2	2			2		2				
DISORDERLY CONDUCT	136	14	7	115	126	10	135	1			
VAGRANCY											
ALL OTHER OFFENSES	57	12	3	42	54	3	57				
CURFEWS & LOITERING	2	2			2		2				
RUNAWAYS	19	18	1		5	14	18	1			
GRAND TOTALS:	422	137	32	253	376	46	412	10			

AGENCY: NEW BRITAIN P.D.

AGE, SEX AND RACE OF PERSONS ARRESTED

OFFENSE CLASSIFICATION	GRAND TOTAL	UNDER 16	16 & 17	18 & OVER	MALE	FEMALE	WHITE	BLACK	INDIAN	ORIENTAL	ALL OTHER
MURDER	9			9	9		9				
MANSLAUGHTER BY NEGLIGENCE											
FORCIBLE RAPE	5	1	1	3	5		3	2			
ROBBERY	57	5	13	39	52	5	34	23			
ASSAULT-AGGRAVATED	85	1	7	77	67	18	63	22			
BURGLARY	175	71	26	78	164	11	137	38			
LARCENY	566	222	62	282	418	148	420	146			
MOTOR VEHICLE THEFT	57	28	11	18	52	5	42	14	1		
OTHER ASSAULTS	511	115	28	368	434	77	396	115			
ARSON	13	13			13		10	3			
FORGERY & COUNTERFEITING	20			20	14	6	15	5			
FRAUD	54			54	32	22	41	13			
EMBEZZLEMENT	1			1		1	1				
STOLEN PROPERTY	24	23		1	24		16	8			
VANDALISM	231	101	24	106	213	18	194	37			
WEAPONS	96	23	8	65	91	5	90	6			
PROSTITUTION	6			6	1	5	4	2			
SEX OFFENSES	13	13			13		3	10			
NARCOTICS	103	23	28	52	89	14	91	12			
GAMBLING											
OFFENSES VS THE FAMILY	32		4	28	27	5	28	4			
DRIVING UND. THE INFLUENCE	35		2	33	33	2	33	2			
LIQUOR LAWS	11	6		5	10	1	6	5			
DRUNKENNESS	3	3			2	1	3				
DISORDERLY CONDUCT	798	45	68	685	679	119	681	116			1
VAGRANCY											
ALL OTHER OFFENSES	1,114	864	17	233	928	186	920	194			
CURFEWS & LOITERING	42	30	12		32	10	29	13			
RUNAWAYS	221	221			95	126	200	21			
GRAND TOTALS:	4,282	1,808	311	2,163	3,497	785	3,469	811	1		1

AGE, SEX AND RACE OF PERSONS ARRESTED

AGENCY: NEW CANAAN P.D.

OFFENSE CLASSIFICATION	GRAND TOTAL	UNDER 16	16 & 17	18 & OVER	MALE	FEMALE	WHITE	BLACK	INDIAN	ORIENTAL	ALL OTHER
MURDER											
MANSLAUGHTER BY NEGLIGENCE											
FORCIBLE RAPE											
ROBBERY											
ASSAULT-AGGRAVATED	3	2		1	3		3				
BURGLARY	28	9	1	18	27	1	28				
LARCENY	52	13	2	37	43	9	51	1			
MOTOR VEHICLE THEFT	8	6	2		7	1	8				
OTHER ASSAULTS	19	6	5	8	14	5	19				
ARSON											
FORGERY & COUNTERFEITING	1			1	1			1			
FRAUD											
EMBEZZLEMENT											
STOLEN PROPERTY	1	1			1		1				
VANDALISM	27	22	5		25	2	25	2			
WEAPONS	11	5	2	4	10	1	10	1			
PROSTITUTION											
SEX OFFENSES	6		1	5	6		6				
NARCOTICS	42	9	18	15	37	5	42				
GAMBLING											
OFFENSES VS THE FAMILY	1			1		1	1				
DRIVING UND. THE INFLUENCE	77		1	76	65	12	77				
LIQUOR LAWS	8	8			7	1	8				
DRUNKENNESS	4	4				4	4				
DISORDERLY CONDUCT	13		1	12	11	2	13				
VAGRANCY											
ALL OTHER OFFENSES	405	105	40	260	286	119	397	8			
CURFEWS & LOITERING											
RUNAWAYS	18	15	3		11	7	18				
GRAND TOTALS:	724	205	81	438	554	170	711	13			

AGE, SEX AND RACE OF PERSONS ARRESTED

AGENCY: NEW HAVEN P.D.

OFFENSE CLASSIFICATION	GRAND TOTAL	UNDER 16	16 & 17	18 & OVER	MALE	FEMALE	WHITE	BLACK	INDIAN	ORIENTAL	ALL OTHER
MURDER	20		1	19	18	2	9	11			
MANSLAUGHTER BY NEGLIGENCE											
FORCIBLE RAPE											
ROBBERY	291	76	30	185	280	11	55	236			
ASSAULT-AGGRAVATED	154	19	14	121	135	19	56	98			
BURGLARY	871	305	131	435	845	26	254	617			
LARCENY	2,166	523	216	1,427	1,578	588	787	1,379			
MOTOR VEHICLE THEFT	155	40	31	84	148	7	37	118			
OTHER ASSAULTS	764	97	50	617	649	115	286	478			
ARSON	20	2	1	17	17	3	8	12			
FORGERY & COUNTERFEITING	202	3	5	194	145	57	104	98			
FRAUD	15			15	4	11	5	10			
EMBEZZLEMENT											
STOLEN PROPERTY	5	2		3	5		1	4			
VANDALISM	663	162	50	451	603	60	337	326			
WEAPONS	374	43	28	303	335	39	153	221			
PROSTITUTION	128	3	2	123	62	66	53	75			
SEX OFFENSES	233	39	17	177	218	15	118	115			
NARCOTICS	286	15	33	238	265	21	142	144			
GAMBLING	7			7	7		3	4			
OFFENSES VS THE FAMILY											
DRIVING UND. THE INFLUENCE	220			220	203	17	149	71			
LIQUOR LAWS	25	3	1	21	19	6	6	19			
DRUNKENNESS											
DISORDERLY CONDUCT	4,526	234	330	3,962	3,888	638	2,368	2,158			
VAGRANCY	22			22	21	1	1	21			
ALL OTHER OFFENSES	1,991	354	169	1,468	1,732	259	998	993			
CURFEWS & LOITERING	103	91	12		85	18	47	56			
RUNAWAYS	262	261	1		125	137	102	160			
GRAND TOTALS:	13,503	2,272	1,122	10,109	11,387	2,116	6,079	7,424			

AGENCY: NEW LONDON P.D.

AGE, SEX AND RACE OF PERSONS ARRESTED

OFFENSE CLASSIFICATION	GRAND TOTAL	UNDER 16	16 & 17	18 & OVER	MALE	FEMALE	WHITE	BLACK	INDIAN	ORIENTAL	ALL OTHER
MURDER											
MANSLAUGHTER BY NEGLIGENCE											
FORCIBLE RAPE	3			3	3		3				
ROBBERY	23	3	2	18	23		6	17			
ASSAULT-AGGRAVATED	61	2	8	51	53	8	29	32			
BURGLARY	103	18	15	70	99	4	63	40			
LARCENY	359	61	40	258	243	116	234	125			
MOTOR VEHICLE THEFT	13	1	3	9	12	1	10	3			
OTHER ASSAULTS	98	8	2	88	87	11	62	36			
ARSON	3			3	3		3				
FORGERY & COUNTERFEITING	21			21	16	5	15	6			
FRAUD	18			18	17	1	8	10			
EMBEZZLEMENT											
STOLEN PROPERTY											
VANDALISM	69	8	8	53	59	10	44	25			
WEAPONS	29	4		25	22	7	20	9			
PROSTITUTION	17	1		16	1	16	10	7			
SEX OFFENSES	28	8	1	19	25	3	22	6			
NARCOTICS	92	3	9	80	84	8	68	24			
GAMBLING	3			3	3			3			
OFFENSES VS THE FAMILY	2			2	2		2				
DRIVING UND. THE INFLUENCE	69			69	65	4	54	15			
LIQUOR LAWS	12			12	9	3	11	1			
DRUNKENNESS											
DISORDERLY CONDUCT	627	37	22	568	506	121	444	180	2		1
VAGRANCY	1		1		1			1			
ALL OTHER OFFENSES	115	11	8	96	88	27	67	48			
CURFEWS & LOITERING	1		1		1			1			
RUNAWAYS	17	17			7	10	13	4			
GRAND TOTALS:	1,784	182	119	1,483	1,429	355	1,188	593	2		1

AGENCY: NEW MILFORD P.D.

AGE, SEX AND RACE OF PERSONS ARRESTED

OFFENSE CLASSIFICATION	GRAND TOTAL	UNDER 16	16 & 17	18 & OVER	MALE	FEMALE	WHITE	BLACK	INDIAN	ORIENTAL	ALL OTHER
MURDER	2			2	2		2				
MANSLAUGHTER BY NEGLIGENCE											
FORCIBLE RAPE	2			2	2		2				
ROBBERY	3			3	1	2	3				
ASSAULT-AGGRAVATED	28		2	26	22	6	28				
BURGLARY	30	13	3	14	29	1	30				
LARCENY	58	18	18	22	52	6	58				
MOTOR VEHICLE THEFT	6	5	1		6		6				
OTHER ASSAULTS	13	4	2	7	8	5	13				
ARSON	8	5		3	6	2	8				
FORGERY & COUNTERFEITING	1			1	1		1				
FRAUD											
EMBEZZLEMENT											
STOLEN PROPERTY	9		3	6	8	1	9				
VANDALISM	19	18		1	14	5	19				
WEAPONS	8			8	6	2	8				
PROSTITUTION											
SEX OFFENSES	3			3	3		3				
NARCOTICS	56	15	4	37	50	6	56				
GAMBLING											
OFFENSES VS THE FAMILY	4			4	3	1	4				
DRIVING UND. THE INFLUENCE	40		1	39	38	2	40				
LIQUOR LAWS											
DRUNKENNESS											
DISORDERLY CONDUCT	111	17	9	85	101	10	110	1			
VAGRANCY											
ALL OTHER OFFENSES	48	3	9	36	42	6	48				
CURFEWS & LOITERING											
RUNAWAYS	14	14			1	13	14				
GRAND TOTALS:	463	112	52	299	395	68	462	1			

AGE, SEX AND RACE OF PERSONS ARRESTED

AGENCY: NEWINGTON P.D.

OFFENSE CLASSIFICATION	GRAND TOTAL	UNDER 16	16 & 17	18 & OVER	MALE	FEMALE	WHITE	BLACK	INDIAN	ORIENTAL	ALL OTHER
MURDER											
MANSLAUGHTER BY NEGLIGENCE											
FORCIBLE RAPE	5			5	5		5				
ROBBERY	2		1	1	2		2				
ASSAULT-AGGRAVATED	22	4		18	20	2	19	3			
BURGLARY	68	26	11	31	67	1	63	5			
LARCENY	79	30	16	33	69	10	71	8			
MOTOR VEHICLE THEFT	26	9	10	7	25	1	22	4			
OTHER ASSAULTS	17	12		5	13	4	15	2			
ARSON	4	4			4		4				
FORGERY & COUNTERFEITING	8		1	7	5	3	4	4			
FRAUD	13			13	11	2	13				
EMBEZZLEMENT											
STOLEN PROPERTY	8			8	8		7	1			
VANDALISM	88	65	8	15	70	18	85	3			
WEAPONS	12	4	1	7	12		9	3			
PROSTITUTION											
SEX OFFENSES	7	1	2	4	7		6	1			
NARCOTICS	27	19	1	7	23	4	27				
GAMBLING											
OFFENSES VS THE FAMILY	1	1				1	1				
DRIVING UND. THE INFLUENCE	20		1	19	18	2	20				
LIQUOR LAWS	8	1	3	4	6	2	8				
DRUNKENNESS	2	2			2		2				
DISORDERLY CONDUCT	127	74	8	45	109	18	125	1		1	
VAGRANCY	5	5			4	1	5				
ALL OTHER OFFENSES	144	76	7	61	107	37	139	5			
CURFEWS & LOITERING	23	20	3		16	7	23				
RUNAWAYS	58	58			34	24	56	2			
GRAND TOTALS:	774	411	73	290	637	137	731	42		1	

AGENCY: NEWTOWN P.D.

AGE, SEX AND RACE OF PERSONS ARRESTED

OFFENSE CLASSIFICATION	GRAND TOTAL	UNDER 16	16 & 17	18 & OVER	MALE	FEMALE	WHITE	BLACK	INDIAN	ORIENTAL	ALL OTHER
MURDER	1			1	1		1				
MANSLAUGHTER BY NEGLIGENCE											
FORCIBLE RAPE	1			1	1		1				
ROBBERY	2			2	2		2				
ASSAULT-AGGRAVATED	4			4	3	1	4				
BURGLARY	39	22	1	16	37	2	38	1			
LARCENY	42	9		33	40	2	42				
MOTOR VEHICLE THEFT	20	5		15	16	4	19	1			
OTHER ASSAULTS	20	6	1	13	18	2	19	1			
ARSON											
FORGERY & COUNTERFEITING											
FRAUD	2			2	2		1	1			
EMBEZZLEMENT											
STOLEN PROPERTY											
VANDALISM	28	11	1	16	27	1	27	1			
WEAPONS	4			4	4		4				
PROSTITUTION											
SEX OFFENSES	4	1		3	3	1	3	1			
NARCOTICS	19	7		12	17	2	18	1			
GAMBLING	7			7	5	2	6	1			
OFFENSES VS THE FAMILY	1			1	1		1				
DRIVING UND. THE INFLUENCE	21			21	20	1	21				
LIQUOR LAWS	15			15	13	2	15				
DRUNKENNESS	2			2	2		2				
DISORDERLY CONDUCT	62	9		53	58	4	59	3			
VAGRANCY	1			1		1	1				
ALL OTHER OFFENSES	47	9	1	37	40	7	44	2	1		
CURFEWS & LOITERING											
RUNAWAYS	13	13			5	8	13				
GRAND TOTALS:	355	92	4	259	315	40	341	13	1		

AGENCY: NORTH BRANFORD P.D.

AGE, SEX AND RACE OF PERSONS ARRESTED

OFFENSE CLASSIFICATION	GRAND TOTAL	UNDER 16	16 & 17	18 & OVER	MALE	FEMALE	WHITE	BLACK	INDIAN	ORIENTAL	ALL OTHER
MURDER											
MANSLAUGHTER BY NEGLIGENCE	1			1	1		1				
FORCIBLE RAPE	2			2	2		2				
ROBBERY											
ASSAULT-AGGRAVATED	8	1		7	8		8				
BURGLARY	13	2	4	7	12	1	13				
LARCENY	20	6	2	12	17	3	20				
MOTOR VEHICLE THEFT	6	3	1	2	6		6				
OTHER ASSAULTS	1	1			1		1				
ARSON	3		2	1	3		3				
FORGERY & COUNTERFEITING	1			1	1		1				
FRAUD	2			2	1	1	2				
EMBEZZLEMENT	1			1	1		1				
STOLEN PROPERTY											
VANDALISM	34	16	8	10	33	1	34				
WEAPONS	8	4	2	2	6	2	7	1			
PROSTITUTION											
SEX OFFENSES	1	1			1		1				
NARCOTICS	19	4	4	11	16	3	19				
GAMBLING											
OFFENSES VS THE FAMILY											
DRIVING UND. THE INFLUENCE	14			14	14		14				
LIQUOR LAWS	1			1	1		1				
DRUNKENNESS											
DISORDERLY CONDUCT	15		2	13	14	1	15				
VAGRANCY											
ALL OTHER OFFENSES	57	21	8	28	50	7	53	3			1
CURFEWS & LOITERING	2	1	1		2		2				
RUNAWAYS	9	8	1		4	5	8	1			
GRAND TOTALS:	218	68	35	115	194	24	212	5			1

AGENCY: NORTH HAVEN P.D.

AGE, SEX AND RACE OF PERSONS ARRESTED

OFFENSE CLASSIFICATION	GRAND TOTAL	UNDER 16	16 & 17	18 & OVER	MALE	FEMALE	WHITE	BLACK	INDIAN	ORIENTAL	ALL OTHER
MURDER	2			2	2		2				
MANSLAUGHTER BY NEGLIGENCE											
FORCIBLE RAPE											
ROBBERY	7			7	7		3	4			
ASSAULT-AGGRAVATED	16	2	2	12	16		16				
BURGLARY	72	15	9	48	67	5	69	2			1
LARCENY	214	32	32	150	149	65	180	34			
MOTOR VEHICLE THEFT	11	8	2	1	11		9	1			1
OTHER ASSAULTS	8	1	2	5	7	1	8				
ARSON	3	2		1	2	1	3				
FORGERY & COUNTERFEITING	13			13	12	1	11	2			
FRAUD	10			10	4	6	7	3			
EMBEZZLEMENT	4			4	2	2	4				
STOLEN PROPERTY											
VANDALISM	4	4			2	2	4				
WEAPONS	13		6	7	13		12	1			
PROSTITUTION											
SEX OFFENSES	6			6	5	1	6				
NARCOTICS	66	3	9	54	58	8	60	6			
GAMBLING											
OFFENSES VS THE FAMILY											
DRIVING UND. THE INFLUENCE	27		2	25	22	5	24	3			
LIQUOR LAWS	10	3	2	5	7	3	10				
DRUNKENNESS											
DISORDERLY CONDUCT	90	12	17	61	82	8	85	5			
VAGRANCY											
ALL OTHER OFFENSES	150	20	25	105	132	18	137	12			1
CURFEWS & LOITERING	3	3			3		3				
RUNAWAYS	12	11	1		7	5	8	4			
GRAND TOTALS:	741	116	109	516	610	131	661	77			3

AGENCY: NORWALK P.D.

AGE, SEX AND RACE OF PERSONS ARRESTED

OFFENSE CLASSIFICATION	GRAND TOTAL	UNDER 16	16 & 17	18 & OVER	MALE	FEMALE	WHITE	BLACK	INDIAN	ORIENTAL	ALL OTHER
MURDER	2			2	2		1	1			
MANSLAUGHTER BY NEGLIGENCE											
FORCIBLE RAPE	22	4		18	22		14	8			
ROBBERY	70	6	7	57	68	2	25	45			
ASSAULT-AGGRAVATED	82	4	8	70	64	18	37	45			
BURGLARY	314	94	37	183	306	8	170	144			
LARCENY	570	132	58	380	382	188	364	204		2	
MOTOR VEHICLE THEFT	69	20	7	42	64	5	32	37			
OTHER ASSAULTS	260	36	20	204	227	33	149	111			
ARSON	17	4	1	12	17		15	2			
FORGERY & COUNTERFEITING	33	2	1	30	24	9	19	14			
FRAUD	65	1		64	39	26	33	32			
EMBEZZLEMENT	2	1		1	1	1	1	1			
STOLEN PROPERTY	20	3		17	14	6	12	8			
VANDALISM	99	40	6	53	85	14	71	28			
WEAPONS	46	7	1	38	43	3	33	13			
PROSTITUTION	34			34	25	9	22	12			
SEX OFFENSES	24	7	1	16	24		18	6			
NARCOTICS	206	27	11	168	169	37	136	69		1	
GAMBLING	9			9	7	2	8	1			
OFFENSES VS THE FAMILY	11		1	10	11		7	4			
DRIVING UND. THE INFLUENCE	72			72	70	2	54	17		1	
LIQUOR LAWS	21	1		20	18	3	15	6			
DRUNKENNESS											
DISORDERLY CONDUCT	835	101	30	704	663	172	485	349		1	
VAGRANCY											
ALL OTHER OFFENSES	614	108	23	483	500	114	438	176			
CURFEWS & LOITERING											
RUNAWAYS	11	6	5		10	1	9	2			
GRAND TOTALS:	3,508	604	217	2,687	2,855	653	2,168	1,335		5	

AGENCY: NORWICH P.D.

AGE, SEX AND RACE OF PERSONS ARRESTED

OFFENSE CLASSIFICATION	GRAND TOTAL	UNDER 16	16 & 17	18 & OVER	MALE	FEMALE	WHITE	BLACK	INDIAN	ORIENTAL	ALL OTHER
MURDER											
MANSLAUGHTER BY NEGLIGENCE											
FORCIBLE RAPE	9		1	8	9		7	2			
ROBBERY	27	5	2	20	27		17	10			
ASSAULT-AGGRAVATED	48	4	1	43	39	9	37	11			
BURGLARY	268	88	70	110	263	5	250	18			
LARCENY	703	216	147	340	541	162	619	84			
MOTOR VEHICLE THEFT	43	17	16	10	43		40	3			
OTHER ASSAULTS	69	7	5	57	62	7	56	13			
ARSON	7	1	2	4	5	2	7				
FORGERY & COUNTERFEITING	17	1	2	14	10	7	14	3			
FRAUD	115		1	114	77	38	96	19			
EMBEZZLEMENT											
STOLEN PROPERTY	16			16	16		16				
VANDALISM	304	80	65	159	279	25	278	26			
WEAPONS	65	21	6	38	61	4	53	12			
PROSTITUTION											
SEX OFFENSES	18	6		12	18		15	3			
NARCOTICS	125	20	12	93	79	46	121	4			
GAMBLING											
OFFENSES VS THE FAMILY	24		1	23	21	3	23	1			
DRIVING UND. THE INFLUENCE	36			36	30	6	35	1			
LIQUOR LAWS	22	5	5	12	17	5	22				
DRUNKENNESS	1	1				1	1				
DISORDERLY CONDUCT	669	14	69	586	552	117	579	90			
VAGRANCY											
ALL OTHER OFFENSES	838	159	100	579	670	168	730	108			
CURFEWS & LOITERING											
RUNAWAYS	69	69			23	46	64	5			
GRAND TOTALS:	3,493	714	505	2,274	2,842	651	3,080	413			

AGE, SEX AND RACE OF PERSONS ARRESTED

AGENCY: OLD SAYBROOK P.D.

OFFENSE CLASSIFICATION	GRAND TOTAL	UNDER 16	16 & 17	18 & OVER	MALE	FEMALE	WHITE	BLACK	INDIAN	ORIENTAL	ALL OTHER
MURDER											
MANSLAUGHTER BY NEGLIGENCE											
FORCIBLE RAPE	2		2		2		1	1			
ROBBERY	2		1	1	2		2				
ASSAULT-AGGRAVATED	1			1	1		1				
BURGLARY	12		6	6	12		11	1			
LARCENY	122	22	28	72	92	30	114	7			1
MOTOR VEHICLE THEFT											
OTHER ASSAULTS	9	2	2	5	8	1	9				
ARSON	2			2	2		2				
FORGERY & COUNTERFEITING	7		3	4	4	3	7				
FRAUD											
EMBEZZLEMENT											
STOLEN PROPERTY	2	2			2		2				
VANDALISM	4	4			4		4				
WEAPONS	3	1	1	1	3		3				
PROSTITUTION											
SEX OFFENSES	1			1	1		1				
NARCOTICS	10	1	3	6	9	1	10				
GAMBLING											
OFFENSES VS THE FAMILY											
DRIVING UND. THE INFLUENCE											
LIQUOR LAWS	2			2	2		2				
DRUNKENNESS											
DISORDERLY CONDUCT	43	3	10	30	40	3	41	2			
VAGRANCY	1			1	1		1				
ALL OTHER OFFENSES	98	17	10	71	78	20	96	2			
CURFEWS & LOITERING	1	1				1	1				
RUNAWAYS	26	25	1		15	11	24	2			
GRAND TOTALS:	348	78	67	203	278	70	332	15			1

AGENCY: ORANGE P.D.

AGE, SEX AND RACE OF PERSONS ARRESTED

OFFENSE CLASSIFICATION	GRAND TOTAL	UNDER 16	16 & 17	18 & OVER	MALE	FEMALE	WHITE	BLACK	INDIAN	ORIENTAL	ALL OTHER
MURDER											
MANSLAUGHTER BY NEGLIGENCE											
FORCIBLE RAPE	2			2	2			2			
ROBBERY	1			1	1		1				
ASSAULT-AGGRAVATED	1			1	1			1			
BURGLARY	33	8	6	19	30	3	30	3			
LARCENY	334	63	34	237	177	157	190	144			
MOTOR VEHICLE THEFT	7	2	1	4	4	3	4	2			1
OTHER ASSAULTS	5	5			5		5				
ARSON	3	3				3	3				
FORGERY & COUNTERFEITING	1			1		1	1				
FRAUD	26			26	18	8	20	6			
EMBEZZLEMENT											
STOLEN PROPERTY	5	5			5		5				
VANDALISM	38	27	7	4	36	2	38				
WEAPONS	14	2	2	10	11	3	9	4			1
PROSTITUTION											
SEX OFFENSES											
NARCOTICS	52	12	19	21	44	8	42	10			
GAMBLING	4			4	3	1	4				
OFFENSES VS THE FAMILY											
DRIVING UND. THE INFLUENCE											
LIQUOR LAWS	10	3	4	3	7	3	10				
DRUNKENNESS	6	3	1	2	6		6				
DISORDERLY CONDUCT	67	17	7	43	56	11	60	7			
VAGRANCY											
ALL OTHER OFFENSES	39	27	9	3	36	3	38	1			
CURFEWS & LOITERING											
RUNAWAYS	26	20	6		14	12	25				1
GRAND TOTALS:	674	197	76	381	456	218	491	180			3

AGENCY: PLAINVILLE P.D.

AGE, SEX AND RACE OF PERSONS ARRESTED

OFFENSE CLASSIFICATION	GRAND TOTAL	UNDER 16	16 & 17	18 & OVER	MALE	FEMALE	WHITE	BLACK	INDIAN	ORIENTAL	ALL OTHER
MURDER											
MANSLAUGHTER BY NEGLIGENCE											
FORCIBLE RAPE	1			1	1		1				
ROBBERY	2			2	2		2				
ASSAULT-AGGRAVATED	4			4	4		4				
BURGLARY	75	18	48	9	75		75				
LARCENY	115	39	17	59	96	19	108	7			
MOTOR VEHICLE THEFT	25	11	6	8	20	5	25				
OTHER ASSAULTS	119	27	20	72	95	24	118	1			
ARSON											
FORGERY & COUNTERFEITING	11		1	10	8	3	6	5			
FRAUD	42			42	22	20	41	1			
EMBEZZLEMENT											
STOLEN PROPERTY	1	1			1		1				
VANDALISM	80	70	7	3	73	7	80				
WEAPONS	17	13	3	1	17		16	1			
PROSTITUTION											
SEX OFFENSES	8		1	7	8		8				
NARCOTICS	26	4	7	15	24	2	26				
GAMBLING											
OFFENSES VS THE FAMILY	1			1	1		1				
DRIVING UND. THE INFLUENCE	16			16	11	5	16				
LIQUOR LAWS	21	4	17		15	6	20	1			
DRUNKENNESS	28	5	3	20	23	5	28				
DISORDERLY CONDUCT	359	29	34	296	285	74	340	19			
VAGRANCY											
ALL OTHER OFFENSES	416	158	69	189	333	83	401	15			
CURFEWS & LOITERING	4	1	3		4		4				
RUNAWAYS	26	26			10	16	26				
GRAND TOTALS:	1,397	406	236	755	1,128	269	1,347	50			

AGENCY: PLYMOUTH P.D.

AGE, SEX AND RACE OF PERSONS ARRESTED

OFFENSE CLASSIFICATION	GRAND TOTAL	UNDER 16	16 & 17	18 & OVER	MALE	FEMALE	WHITE	BLACK	INDIAN	ORIENTAL	ALL OTHER
MURDER											
MANSLAUGHTER BY NEGLIGENCE											
FORCIBLE RAPE											
ROBBERY											
ASSAULT-AGGRAVATED	5			5	5		5				
BURGLARY	42	10	16	16	39	3	42				
LARCENY	26	8	6	12	24	2	26				
MOTOR VEHICLE THEFT	7	4	1	2	5	2	7				
OTHER ASSAULTS	23	4	3	16	16	7	23				
ARSON											
FORGERY & COUNTERFEITING											
FRAUD											
EMBEZZLEMENT											
STOLEN PROPERTY	3	2		1	2	1	3				
VANDALISM	5	1	2	2	5		5				
WEAPONS	5			5	5		5				
PROSTITUTION											
SEX OFFENSES											
NARCOTICS	7	1	4	2	7		7				
GAMBLING											
OFFENSES VS THE FAMILY											
DRIVING UND. THE INFLUENCE	5			5	5		5				
LIQUOR LAWS	2			2	1	1	2				
DRUNKENNESS											
DISORDERLY CONDUCT	66	1	10	55	59	7	66				
VAGRANCY	1		1		1		1				
ALL OTHER OFFENSES	89	2	5	82	75	14	89				
CURFEWS & LOITERING											
RUNAWAYS	2	2				2	2				
GRAND TOTALS:	288	35	48	205	249	39	288				

AGENCY: PUTNAM P.D.

AGE, SEX AND RACE OF PERSONS ARRESTED

OFFENSE CLASSIFICATION	GRAND TOTAL	UNDER 16	16 & 17	18 & OVER	MALE	FEMALE	WHITE	BLACK	INDIAN	ORIENTAL	ALL OTHER
MURDER											
MANSLAUGHTER BY NEGLIGENCE											
FORCIBLE RAPE											
ROBBERY	3		2	1	3		3				
ASSAULT-AGGRAVATED	4		1	3	4		3	1			
BURGLARY	24	6	4	14	21	3	24				
LARCENY	41	17	4	20	36	5	39	1		1	
MOTOR VEHICLE THEFT	6			6	6		5	1			
OTHER ASSAULTS	16		2	14	16		16				
ARSON											
FORGERY & COUNTERFEITING											
FRAUD	7			7	5	2	7				
EMBEZZLEMENT											
STOLEN PROPERTY	1		1		1		1				
VANDALISM	24	4	2	18	21	3	24				
WEAPONS											
PROSTITUTION											
SEX OFFENSES	4			4	4		4				
NARCOTICS	15	1	2	12	13	2	15				
GAMBLING											
OFFENSES VS THE FAMILY	1			1	1			1			
DRIVING UND. THE INFLUENCE	29		1	28	28	1	28	1			
LIQUOR LAWS	5			5	4	1	5				
DRUNKENNESS											
DISORDERLY CONDUCT	72	1	9	62	63	9	72				
VAGRANCY											
ALL OTHER OFFENSES	54	1	6	47	45	9	54				
CURFEWS & LOITERING											
RUNAWAYS	4	3	1			4	4				
GRAND TOTALS:	310	33	35	242	271	39	304	5		1	

AGENCY: RIDGEFIELD P.D.

AGE, SEX AND RACE OF PERSONS ARRESTED

OFFENSE CLASSIFICATION	GRAND TOTAL	UNDER 16	16 & 17	18 & OVER	MALE	FEMALE	WHITE	BLACK	INDIAN	ORIENTAL	ALL OTHER
MURDER											
MANSLAUGHTER BY NEGLIGENCE											
FORCIBLE RAPE											
ROBBERY											
ASSAULT-AGGRAVATED	6			6	3	3	6				
BURGLARY	24	9	2	13	24		24				
LARCENY	61	19	10	32	48	13	60	1			
MOTOR VEHICLE THEFT	5	4	1		4	1	5				
OTHER ASSAULTS	19	2	2	15	17	2	19				
ARSON											
FORGERY & COUNTERFEITING	2			2	2		2				
FRAUD	1			1	1		1				
EMBEZZLEMENT											
STOLEN PROPERTY											
VANDALISM	3	3			3		3				
WEAPONS	4			4	4		4				
PROSTITUTION											
SEX OFFENSES											
NARCOTICS	23	6	6	11	20	3	23				
GAMBLING											
OFFENSES VS THE FAMILY											
DRIVING UND. THE INFLUENCE	4			4	4		4				
LIQUOR LAWS	1			1	1		1				
DRUNKENNESS											
DISORDERLY CONDUCT	14	2	2	10	12	2	14				
VAGRANCY											
ALL OTHER OFFENSES	123	59	13	51	100	23	123				
CURFEWS & LOITERING											
RUNAWAYS	8	8			4	4	8				
GRAND TOTALS:	298	112	36	150	247	51	297	1			

AGENCY: ROCKY HILL P.D.

AGE, SEX AND RACE OF PERSONS ARRESTED

OFFENSE CLASSIFICATION	GRAND TOTAL	UNDER 16	16 & 17	18 & OVER	MALE	FEMALE	WHITE	BLACK	INDIAN	ORIENTAL	ALL OTHER
MURDER											
MANSLAUGHTER BY NEGLIGENCE											
FORCIBLE RAPE											
ROBBERY	1			1	1		1				
ASSAULT-AGGRAVATED	5	1		4	5		3	2			
BURGLARY	25	15	2	8	19	6	24	1			
LARCENY	51	10	4	37	33	18	41	10			
MOTOR VEHICLE THEFT	12	2	2	8	7	5	8	4			
OTHER ASSAULTS	33	13	4	16	24	9	30	3			
ARSON											
FORGERY & COUNTERFEITING	1			1	1		1				
FRAUD	2			2	1	1	2				
EMBEZZLEMENT											
STOLEN PROPERTY											
VANDALISM	57	41	6	10	53	4	57				
WEAPONS	5			5	5		2	3			
PROSTITUTION											
SEX OFFENSES	3			3	3		2	1			
NARCOTICS	13	2	1	10	13		12	1			
GAMBLING											
OFFENSES VS THE FAMILY											
DRIVING UND. THE INFLUENCE	40			40	35	5	36	4			
LIQUOR LAWS	1			1	1		1				
DRUNKENNESS											
DISORDERLY CONDUCT	75	12	7	56	65	10	72	3			
VAGRANCY											
ALL OTHER OFFENSES	38	5	4	29	33	5	38				
CURFEWS & LOITERING											
RUNAWAYS											
GRAND TOTALS:	362	101	30	231	299	63	330	32			

AGENCY: NORTH HAVEN P.D.

AGE, SEX AND RACE OF PERSONS ARRESTED

OFFENSE CLASSIFICATION	GRAND TOTAL	UNDER 16	16 & 17	18 & OVER	MALE	FEMALE	WHITE	BLACK	INDIAN	ORIENTAL	ALL OTHER
MURDER	2			2	2		2				
MANSLAUGHTER BY NEGLIGENCE											
FORCIBLE RAPE											
ROBBERY	7			7	7		3	4			
ASSAULT-AGGRAVATED	16	2	2	12	16		16				
BURGLARY	72	15	9	48	67	5	69	2			1
LARCENY	214	32	32	150	149	65	180	34			
MOTOR VEHICLE THEFT	11	8	2	1	11		9	1			1
OTHER ASSAULTS	8	1	2	5	7	1	8				
ARSON	3	2		1	2	1	3				
FORGERY & COUNTERFEITING	13			13	12	1	11	2			
FRAUD	10			10	4	6	7	3			
EMBEZZLEMENT	4			4	2	2	4				
STOLEN PROPERTY											
VANDALISM	4	4			2	2	4				
WEAPONS	13		6	7	13		12	1			
PROSTITUTION											
SEX OFFENSES	6			6	5	1	6				
NARCOTICS	66	3	9	54	58	8	60	6			
GAMBLING											
OFFENSES VS THE FAMILY											
DRIVING UND. THE INFLUENCE	27		2	25	22	5	24	3			
LIQUOR LAWS	10	3	2	5	7	3	10				
DRUNKENNESS											
DISORDERLY CONDUCT	90	12	17	61	82	8	85	5			
VAGRANCY											
ALL OTHER OFFENSES	150	20	25	105	132	18	137	12			1
CURFEWS & LOITERING	3	3			3		3				
RUNAWAYS	12	11	1		7	5	8	4			
GRAND TOTALS:	741	116	109	516	610	131	661	77			3

AGE, SEX AND RACE OF PERSONS ARRESTED

AGENCY: SHELTON P.D.

OFFENSE CLASSIFICATION	GRAND TOTAL	UNDER 16	16 & 17	18 & OVER	MALE	FEMALE	WHITE	BLACK	INDIAN	ORIENTAL	ALL OTHER
MURDER											
MANSLAUGHTER BY NEGLIGENCE											
FORCIBLE RAPE	1			1	1		1				
ROBBERY											
ASSAULT-AGGRAVATED	3			3	2	1	3				
BURGLARY	62	18	2	42	52	10	61	1			
LARCENY	73	23		50	65	8	71	2			
MOTOR VEHICLE THEFT	2			2	2		2				
OTHER ASSAULTS	56	10	1	45	49	7	55	1			
ARSON	1			1	1		1				
FORGERY & COUNTERFEITING	3			3	3		3				
FRAUD	3			3	3		3				
EMBEZZLEMENT											
STOLEN PROPERTY											
VANDALISM	148	126		22	130	18	148				
WEAPONS	17			17	17		17				
PROSTITUTION											
SEX OFFENSES	5			5	5		5				
NARCOTICS	45	7		38	43	2	45				
GAMBLING											
OFFENSES VS THE FAMILY	2			2	1	1	2				
DRIVING UND. THE INFLUENCE	12			12	11	1	12				
LIGUOR LAWS	11	2		9	5	6	11				
DRUNKENNESS											
DISORDERLY CONDUCT	275	97	3	175	235	40	272	3			
VAGRANCY	11	11			11		11				
ALL OTHER OFFENSES	222	102	7	113	193	29	221	1			
CURFEWS & LOITERING											
RUNAWAYS	40	40			19	21	40				
GRAND TOTALS:	992	436	13	543	848	144	984	8			

AGENCY: SIMSBURY P.D.

AGE, SEX AND RACE OF PERSONS ARRESTED

OFFENSE CLASSIFICATION	GRAND TOTAL	UNDER 16	16 & 17	18 & OVER	MALE	FEMALE	WHITE	BLACK	INDIAN	ORIENTAL	ALL OTHER
MURDER											
MANSLAUGHTER BY NEGLIGENCE											
FORCIBLE RAPE											
ROBBERY											
ASSAULT-AGGRAVATED	14		1	13	13	1	14				
BURGLARY	33	12	8	13	32	1	33				
LARCENY	99	31	20	48	69	30	95	4			
MOTOR VEHICLE THEFT	9	1	3	5	9		7				2
OTHER ASSAULTS	3	2		1	2	1	2	1			
ARSON											
FORGERY & COUNTERFEITING	5	1		4	5		5				
FRAUD	8		1	7	6	2	8				
EMBEZZLEMENT											
STOLEN PROPERTY											
VANDALISM	24	19	1	4	23	1	24				
WEAPONS	6	3		3	6		6				
PROSTITUTION											
SEX OFFENSES	2			2	2		1				1
NARCOTICS	22	12		10	19	3	22				
GAMBLING											
OFFENSES VS THE FAMILY	2			2	1	1	2				
DRIVING UND. THE INFLUENCE	10			10	10		10				
LIQUOR LAWS	1			1	1		1				
DRUNKENNESS											
DISORDERLY CONDUCT	31	5	9	17	24	7	29	2			
VAGRANCY											
ALL OTHER OFFENSES	125	36	20	69	110	15	123	2			
CURFEWS & LOITERING											
RUNAWAYS	14	14			3	11	14				
GRAND TOTALS:	408	136	63	209	335	73	396	9			3

AGENCY: SOUTH WINDSOR P.D.*

AGE, SEX AND RACE OF PERSONS ARRESTED

OFFENSE CLASSIFICATION	GRAND TOTAL	UNDER 16	16 & 17	18 & OVER	MALE	FEMALE	WHITE	BLACK	INDIAN	ORIENTAL	ALL OTHER
MURDER											
MANSLAUGHTER BY NEGLIGENCE	1			1	1		1				
FORCIBLE RAPE											
ROBBERY	3		1	2	3		3				
ASSAULT-AGGRAVATED	9			9	9		9				
BURGLARY	37	20	11	6	37		36	1			
LARCENY	44	9	8	27	40	4	44				
MOTOR VEHICLE THEFT	4	1	3		4		4				
OTHER ASSAULTS	15	4	3	8	11	4	15				
ARSON	3		2	1	3		3				
FORGERY & COUNTERFEITING											
FRAUD	4			4	3	1	3	1			
EMBEZZLEMENT											
STOLEN PROPERTY											
VANDALISM	64	41	7	16	58	6	63	1			
WEAPONS	21	9	3	9	20	1	21				
PROSTITUTION											
SEX OFFENSES											
NARCOTICS	38	12	5	21	36	2	38				
GAMBLING											
OFFENSES VS THE FAMILY	2			2	2		2				
DRIVING UND. THE INFLUENCE	13			13	12	1	11	2			
LIQUOR LAWS	2		1	1	1	1	2				
DRUNKENNESS	3	2	1		2	1	3				
DISORDERLY CONDUCT	55	8	6	41	50	5	54	1			
VAGRANCY											
ALL OTHER OFFENSES	98	54	14	30	88	10	96	2			
CURFEWS & LOITERING	1		1		1		1				
RUNAWAYS	16	16			5	11	16				
GRAND TOTALS:	433	176	66	191	386	47	425	8			

*No juvenile or adult arrest figures were submitted for January of 1979.

AGENCY: SOUTHTON P.D.

AGE, SEX AND RACE OF PERSONS ARRESTED

OFFENSE CLASSIFICATION	GRAND TOTAL	UNDER 16	16 & 17	18 & OVER	MALE	FEMALE	WHITE	BLACK	INDIAN	ORIENTAL	ALL OTHER
MURDER	1			1	1		1				
MANSLAUGHTER BY NEGLIGENCE	1			1	1		1				
FORCIBLE RAPE	3	1		2	3		3				
ROBBERY	17	2	4	11	17		17				
ASSAULT-AGGRAVATED	78		1	77	76	2	78				
BURGLARY	90	18	17	55	84	6	90				
LARCENY	167	31	21	115	140	27	167				
MOTOR VEHICLE THEFT	4	3		1	4		4				
OTHER ASSAULTS	68		5	63	66	2	68				
ARSON											
FORGERY & COUNTERFEITING	5			5	5		5				
FRAUD	37			37	16	21	37				
EMBEZZLEMENT											
STOLEN PROPERTY											
VANDALISM	75	16	20	39	74	1	75				
WEAPONS	3			3	3		3				
PROSTITUTION											
SEX OFFENSES	7	1		6	7		7				
NARCOTICS	17		3	14	16	1	17				
GAMBLING											
OFFENSES VS THE FAMILY											
DRIVING UND. THE INFLUENCE	14			14	13	1	14				
LIQUOR LAWS	16		6	10	14	2	16				
DRUNKENNESS											
DISORDERLY CONDUCT	130		22	108	116	14	130				
VAGRANCY											
ALL OTHER OFFENSES	58	9	4	45	50	8	58				
CURFEWS & LOITERING											
RUNAWAYS	1	1				1	1				
GRAND TOTALS:	792	82	103	607	706	86	792				

AGENCY: STAFFORD SPRINGS P.D. AGE, SEX AND RACE OF PERSONS ARRESTED

OFFENSE CLASSIFICATION	GRAND TOTAL	UNDER 16	16 & 17	18 & OVER	MALE	FEMALE	WHITE	BLACK	INDIAN	ORIENTAL	ALL OTHER
MURDER											
MANSLAUGHTER BY NEGLIGENCE											
FORCIBLE RAPE	1			1	1		1				
ROBBERY	2		1	1	2		2				
ASSAULT-AGGRAVATED	21	1	5	15	17	4	19	2			
BURGLARY	13		9	4	12	1	12	1			
LARCENY	13		5	8	11	2	12	1			
MOTOR VEHICLE THEFT	3		3		3		3				
OTHER ASSAULTS	7		2	5	6	1	7				
ARSON											
FORGERY & COUNTERFEITING	1			1	1		1				
FRAUD											
EMBEZZLEMENT											
STOLEN PROPERTY											
VANDALISM	17		6	11	16	1	15	2			
WEAPONS	1			1	1		1				
PROSTITUTION											
SEX OFFENSES											
NARCOTICS	13		4	9	11	2	13				
GAMBLING											
OFFENSES VS THE FAMILY	1			1	1		1				
DRIVING UND. THE INFLUENCE	21			21	18	3	21				
LIQUOR LAWS	4			4	4		4				
DRUNKENNESS	2	2			2		2				
DISORDERLY CONDUCT	48	1	13	34	41	7	42	6			
VAGRANCY											
ALL OTHER OFFENSES	19		4	15	17	2	18	1			
CURFEWS & LOITERING											
RUNAWAYS	3	2	1		2	1	3				
GRAND TOTALS:	190	6	53	131	166	24	177	13			

AGENCY: STAMFORD P.D.

AGE, SEX AND RACE OF PERSONS ARRESTED

OFFENSE CLASSIFICATION	GRAND TOTAL	UNDER 16	16 & 17	18 & OVER	MALE	FEMALE	WHITE	BLACK	INDIAN	ORIENTAL	ALL OTHER
MURDER	4			4	4		1	3			
MANSLAUGHTER BY NEGLIGENCE	3			3	3		2	1			
FORCIBLE RAPE	6		1	5	6		3	3			
ROBBERY	74	16	13	45	71	3	30	44			
ASSAULT-AGGRAVATED	78	1	6	71	65	13	42	36			
BURGLARY	195	40	32	123	191	4	75	120			
LARCENY	708	153	102	453	481	227	363	342		3	
MOTOR VEHICLE THEFT	76	16	7	53	72	4	38	38			
OTHER ASSAULTS	212	24	15	173	190	22	115	97			
ARSON	4	1	3		4		3	1			
FORGERY & COUNTERFEITING	22			22	17	5	11	11			
FRAUD	41			41	27	14	23	18			
EMBEZZLEMENT											
STOLEN PROPERTY	17		3	14	16	1	10	7			
VANDALISM	58	51		7	54	4	43	15			
WEAPONS	62	4	3	55	61	1	44	18			
PROSTITUTION	7		1	6		7		7			
SEX OFFENSES	15	1	3	11	15		12	3			
NARCOTICS	203	1	33	169	180	23	113	90			
GAMBLING	17			17	17		8	9			
OFFENSES VS THE FAMILY	6			6	6		2	4			
DRIVING UND. THE INFLUENCE	146		2	144	137	9	115	31			
LIQUOR LAWS	8		1	7	6	2	5	2		1	
DRUNKENNESS											
DISORDERLY CONDUCT	409	27	52	330	362	47	295	114			
VAGRANCY											
ALL OTHER OFFENSES	347	52	47	248	306	41	197	150			
CURFEWS & LOITERING											
RUNAWAYS	35	35			16	19	23	12			
GRAND TOTALS:	2,753	422	324	2,007	2,307	446	1,573	1,176		4	

AGENCY: STONINGTON P.D.

AGE, SEX AND RACE OF PERSONS ARRESTED

OFFENSE CLASSIFICATION	GRAND TOTAL	UNDER 16	16 & 17	18 & OVER	MALE	FEMALE	WHITE	BLACK	INDIAN	ORIENTAL	ALL OTHER
MURDER											
MANSLAUGHTER BY NEGLIGENCE	1			1	1		1				
FORCIBLE RAPE											
ROBBERY	7		1	6	7		7				
ASSAULT-AGGRAVATED	4			4	4		3	1			
BURGLARY	19	3	3	13	19		19				
LARCENY	77	16	16	45	68	9	76	1			
MOTOR VEHICLE THEFT											
OTHER ASSAULTS	10	1		9	10		10				
ARSON	1	1			1		1				
FORGERY & COUNTERFEITING											
FRAUD	2			2	1	1	2				
EMBEZZLEMENT											
STOLEN PROPERTY											
VANDALISM	2	1		1	2		2				
WEAPONS	2	1		1	2		2				
PROSTITUTION											
SEX OFFENSES	6		2	4	6		6				
NARCOTICS	12	2	4	6	10	2	12				
GAMBLING											
OFFENSES VS THE FAMILY	3			3	2	1	3				
DRIVING UND. THE INFLUENCE	11		1	10	9	2	11				
LIQUOR LAWS	3		2	1	3		3				
DRUNKENNESS											
DISORDERLY CONDUCT	120	5	24	91	112	8	119	1			
VAGRANCY											
ALL OTHER OFFENSES	61	1	10	50	56	5	61				
CURFEWS & LOITERING											
RUNAWAYS											
GRAND TOTALS:	341	31	63	247	313	28	338	3			

AGENCY: STRATFORD P.D.

AGE, SEX AND RACE OF PERSONS ARRESTED

OFFENSE CLASSIFICATION	GRAND TOTAL	UNDER 16	16 & 17	18 & OVER	MALE	FEMALE	WHITE	BLACK	INDIAN	ORIENTAL	ALL OTHER
MURDER	2			2	2			2			
MANSLAUGHTER BY NEGLIGENCE	2		2		2		2				
FORCIBLE RAPE	5			5	5		3	2			
ROBBERY	7	2	2	3	7		1	6			
ASSAULT-AGGRAVATED	12	2		10	11	1	9	3			
BURGLARY	70	19	25	26	68	2	61	9			
LARCENY	308	106	36	166	225	83	212	96			
MOTOR VEHICLE THEFT	8	6	1	1	7	1	7	1			
OTHER ASSAULTS	105	36	7	62	93	12	87	18			
ARSON	12	9	2	1	12		11	1			
FORGERY & COUNTERFEITING	2			2	2		2				
FRAUD	17			17	14	3	13	4			
EMBEZZLEMENT											
STOLEN PROPERTY	6	2	2	2	6		5	1			
VANDALISM	121	119	2		101	20	109	12			
WEAPONS	29	7	7	15	28	1	29				
PROSTITUTION	3			3	2	1	3				
SEX OFFENSES	4	2		2	4		3	1			
NARCOTICS	98	22	39	37	91	7	92	6			
GAMBLING	1	1			1		1				
OFFENSES VS THE FAMILY											
DRIVING UND. THE INFLUENCE											
LIQUOR LAWS	9	4	3	2	4	5	8	1			
DRUNKENNESS	20	20			15	5	20				
DISORDERLY CONDUCT	171	86	16	69	140	31	141	30			
VAGRANCY	6	5	1		4	2	6				
ALL OTHER OFFENSES	239	82	23	134	212	27	164	75			
CURFEWS & LOITERING	14	9	5		13	1	10	4			
RUNAWAYS	61	54	7		27	34	55	6			
GRAND TOTALS:	1,332	593	180	559	1,096	236	1,054	278			

AGE, SEX AND RACE OF PERSONS ARRESTED

AGENCY: SUFFIELD P.D.

OFFENSE CLASSIFICATION	GRAND TOTAL	UNDER 16	16 & 17	18 & OVER	MALE	FEMALE	WHITE	BLACK	INDIAN	ORIENTAL	ALL OTHER
MURDER											
MANSLAUGHTER BY NEGLIGENCE											
FORCIBLE RAPE											
ROBBERY											
ASSAULT-AGGRAVATED	1			1	1		1				
BURGLARY	10		2	8	10		10				
LARCENY	15		1	14	15		14	1			
MOTOR VEHICLE THEFT	4			4	4		4				
OTHER ASSAULTS											
ARSON	3	1	1	1	3		3				
FORGERY & COUNTERFEITING	1	1				1	1				
FRAUD											
EMBEZZLEMENT											
STOLEN PROPERTY											
VANDALISM	2			2	2		2				
WEAPONS											
PROSTITUTION											
SEX OFFENSES	1			1	1		1				
NARCOTICS	2			2	2		2				
GAMBLING											
OFFENSES VS THE FAMILY	3			3	2	1	3				
DRIVING UND. THE INFLUENCE											
LIQUOR LAWS											
DRUNKENNESS											
DISORDERLY CONDUCT	11		1	10	10	1	11				
VAGRANCY											
ALL OTHER OFFENSES	2		1	1	1	1	2				
CURFEWS & LOITERING											
RUNAWAYS											
GRAND TOTALS:	55	2	6	47	51	4	54	1			

AGE, SEX AND RACE OF PERSONS ARRESTED

AGENCY: THOMASTON P.D.

OFFENSE CLASSIFICATION	GRAND TOTAL	UNDER 16	16 & 17	18 & OVER	MALE	FEMALE	WHITE	BLACK	INDIAN	ORIENTAL	ALL OTHER
MURDER											
MANSLAUGHTER BY NEGLIGENCE											
FORCIBLE RAPE											
ROBBERY											
ASSAULT-AGGRAVATED	8			8	7	1	8				
BURGLARY	10	7	2	1	10		10				
LARCENY	10		3	7	9	1	10				
MOTOR VEHICLE THEFT											
OTHER ASSAULTS											
ARSON											
FORGERY & COUNTERFEITING	2			2	2		2				
FRAUD											
EMBEZZLEMENT											
STOLEN PROPERTY											
VANDALISM	3		1	2	3		3				
WEAPONS	4		1	3	4		4				
PROSTITUTION											
SEX OFFENSES	1			1	1		1				
NARCOTICS	33	2	12	19	24	9	33				
GAMBLING											
OFFENSES VS THE FAMILY											
DRIVING UND. THE INFLUENCE	13		1	12	13		13				
LIQUOR LAWS	2			2	2		2				
DRUNKENNESS	3			3	3		3				
DISORDERLY CONDUCT	29		5	24	26	3	29				
VAGRANCY											
ALL OTHER OFFENSES	61	2	7	52	54	7	60	1			
CURFEWS & LOITERING											
RUNAWAYS	3		3		2	1	3				
GRAND TOTALS:	182	11	35	136	160	22	181	1			

AGENCY: TORRINGTON P.D.

AGE, SEX AND RACE OF PERSONS ARRESTED

OFFENSE CLASSIFICATION	GRAND TOTAL	UNDER 16	16 & 17	18 & OVER	MALE	FEMALE	WHITE	BLACK	INDIAN	ORIENTAL	ALL OTHER
MURDER											
MANSLAUGHTER BY NEGLIGENCE											
FORCIBLE RAPE											
ROBBERY	7			7	7		5				2
ASSAULT-AGGRAVATED	22			22	19	3	19	3			
BURGLARY	39	13	9	17	38	1	39				
LARCENY	129	37	19	73	86	43	127	2			
MOTOR VEHICLE THEFT	18	2	4	12	17	1	16	2			
OTHER ASSAULTS	31	3		28	26	5	30	1			
ARSON	8		1	7	8		8				
FORGERY & COUNTERFEITING	2		1	1	1	1	2				
FRAUD											
EMBEZZLEMENT											
STOLEN PROPERTY											
VANDALISM											
WEAPONS	4		2	2	4		4				
PROSTITUTION											
SEX OFFENSES	2			2	2		1	1			
NARCOTICS	14	1	3	10	14		14				
GAMBLING											
OFFENSES VS THE FAMILY											
DRIVING UND. THE INFLUENCE	55		1	54	49	6	55				
LIQUOR LAWS	3		2	1	3		3				
DRUNKENNESS	15			15	15		13	2			
DISORDERLY CONDUCT	120	8	14	98	111	9	117	3			
VAGRANCY											
ALL OTHER OFFENSES	273	21	24	228	247	26	264	9			
CURFEWS & LOITERING	8	3	5		8		8				
RUNAWAYS	4	4			2	2	4				
GRAND TOTALS:	754	94	85	577	657	97	729	23			2

AGENCY: TRUMBULL P.D.

AGE, SEX AND RACE OF PERSONS ARRESTED

OFFENSE CLASSIFICATION	GRAND TOTAL	UNDER 16	16 & 17	18 & OVER	MALE	FEMALE	WHITE	BLACK	INDIAN	ORIENTAL	ALL OTHER
MURDER											
MANSLAUGHTER BY NEGLIGENCE											
FORCIBLE RAPE											
ROBBERY	5		3	2	5		5				
ASSAULT-AGGRAVATED	26	4	1	21	22	4	24	2			
BURGLARY	42	17	7	18	37	5	38	3			1
LARCENY	302	57	42	203	165	137	224	66			12
MOTOR VEHICLE THEFT	3		2	1	1	2	2	1			
OTHER ASSAULTS	14	4	1	9	13	1	13	1			
ARSON	4	4			4		4				
FORGERY & COUNTERFEITING	4			4	3	1	3	1			
FRAUD	89		1	88	40	49	40	42			7
EMBEZZLEMENT											
STOLEN PROPERTY											
VANDALISM	65	34	10	21	65		64	1			
WEAPONS	24	4	1	19	24		23	1			
PROSTITUTION											
SEX OFFENSES	1	1			1		1				
NARCOTICS	72	20	24	28	60	12	70	1			1
GAMBLING											
OFFENSES VS THE FAMILY											
DRIVING UND. THE INFLUENCE	20		2	18	17	3	20				
LIQUOR LAWS	12	9		3	10	2	12				
DRUNKENNESS	1	1				1	1				
DISORDERLY CONDUCT	70	19	15	36	60	10	69	1			
VAGRANCY											
ALL OTHER OFFENSES	73	21	10	42	60	13	71	1			1
CURFEWS & LOITERING	3	2	1		3		3				
RUNAWAYS	16	16			2	14	16				
GRAND TOTALS:	846	213	120	513	592	254	703	121			22

AGENCY: UCONN HEALTH CENTER P.D.* AGE, SEX AND RACE OF PERSONS ARRESTED

OFFENSE CLASSIFICATION	GRAND TOTAL	UNDER 16	16 & 17	18 & OVER	MALE	FEMALE	WHITE	BLACK	INDIAN	ORIENTAL	ALL OTHER
MURDER											
MANSLAUGHTER BY NEGLIGENCE											
FORCIBLE RAPE											
ROBBERY											
ASSAULT-AGGRAVATED	1		1	1	1		1				
BURGLARY											
LARCENY	2		2	2	2		2				
MOTOR VEHICLE THEFT											
OTHER ASSAULTS											
ARSON											
FORGERY & COUNTERFEITING											
FRAUD											
EMBEZZLEMENT											
STOLEN PROPERTY											
VANDALISM											
WEAPONS											
PROSTITUTION											
SEX OFFENSES											
NARCOTICS											
GAMBLING											
OFFENSES VS THE FAMILY											
DRIVING UND. THE INFLUENCE											
LIQUOR LAWS											
DRUNKENNESS											
DISORDERLY CONDUCT											
VAGRANCY											
ALL OTHER OFFENSES	1		1	1	1		1				
CURFEWS & LOITERING											
RUNAWAYS											
GRAND TOTALS:	4		4	4	4		3	1			

* Began UCR reporting as of October, 1979.

AGENCY: VERNON P.D.

AGE, SEX AND RACE OF PERSONS ARRESTED

OFFENSE CLASSIFICATION	GRAND TOTAL	UNDER 16	16 & 17	18 & OVER	MALE	FEMALE	WHITE	BLACK	INDIAN	ORIENTAL	ALL OTHER
MURDER											
MANSLAUGHTER BY NEGLIGENCE	1		1			1	1				
FORCIBLE RAPE	2			2	2		2				
ROBBERY	17	2	1	14	15	2	16	1			
ASSAULT-AGGRAVATED	16	2	3	11	13	3	16				
BURGLARY	72	43	10	19	64	8	71	1			
LARCENY	213	84	33	96	142	71	208	4	1		
MOTOR VEHICLE THEFT	13	2	3	8	13		13				
OTHER ASSAULTS	58	29	4	25	46	12	57	1			
ARSON	7	4	2	1	7		7				
FORGERY & COUNTERFEITING	8	1	3	4	8		5	3			
FRAUD	30			30	15	15	29	1			
EMBEZZLEMENT											
STOLEN PROPERTY	13	11	1	1	12	1	13				
VANDALISM	193	122	15	56	172	21	191	2			
WEAPONS	28	8	2	18	27	1	27	1			
PROSTITUTION											
SEX OFFENSES	20	3	2	15	20		18	1	1		
NARCOTICS	40	19	5	16	32	8	39	1			
GAMBLING											
OFFENSES VS THE FAMILY	3			3	3		3				
DRIVING UND. THE INFLUENCE	41	3	2	36	36	5	40		1		
LIQUOR LAWS	54	8	5	41	48	6	54				
DRUNKENNESS	2	2			2		2				
DISORDERLY CONDUCT	332	115	35	182	265	67	323	9			
VAGRANCY											
ALL OTHER OFFENSES	173	89	21	63	152	21	171	2			
CURFEWS & LOITERING	1	1			1		1				
RUNAWAYS	85	83	2		36	49	85				
GRAND TOTALS:	1,422	631	150	641	1,131	291	1,392	27	3		

AGENCY: WALLINGFORD P.D.

AGE, SEX AND RACE OF PERSONS ARRESTED

OFFENSE CLASSIFICATION	GRAND TOTAL	UNDER 16	16 & 17	18 & OVER	MALE	FEMALE	WHITE	BLACK	INDIAN	ORIENTAL	ALL OTHER
MURDER											
MANSLAUGHTER BY NEGLIGENCE											
FORCIBLE RAPE	1			1	1		1				
ROBBERY	23	3	2	18	20	3	20				3
ASSAULT-AGGRAVATED	23	2	4	17	23		23				
BURGLARY	85	19	22	44	84	1	85				
LARCENY	239	81	38	120	156	83	238				1
MOTOR VEHICLE THEFT	20	3	11	6	18	2	20				
OTHER ASSAULTS	50	9	6	35	44	6	50				
ARSON	10	2	5	3	8	2	10				
FORGERY & COUNTERFEITING	13		1	12	6	7	13				
FRAUD	36			36	24	12	36				
EMBEZZLEMENT											
STOLEN PROPERTY											
VANDALISM	59	2	22	35	56	3	59				
WEAPONS	45		10	35	43	2	45				
PROSTITUTION											
SEX OFFENSES	11	5		6	11		11				
NARCOTICS	161	11	29	121	137	24	161				
GAMBLING	1			1	1		1				
OFFENSES VS THE FAMILY	10	10			6	4	9				1
DRIVING UND. THE INFLUENCE	32		1	31	30	2	32				
LIQUOR LAWS	17	3	4	10	16	1	17				
DRUNKENNESS	4	3		1	4		4				
DISORDERLY CONDUCT	276	14	40	222	253	23	276				
VAGRANCY	1	1				1	1				
ALL OTHER OFFENSES	343	169	37	137	311	32	340				3
CURFEWS & LOITERING											
RUNAWAYS	41	41			22	19	41				
GRAND TOTALS:	1,501	378	232	891	1,274	227	1,493				8

CONTINUED

3 OF 4

AGE, SEX AND RACE OF PERSONS ARRESTED

AGENCY: WATERBURY P.D.

OFFENSE CLASSIFICATION	GRAND TOTAL	UNDER 16	16 & 17	18 & OVER	MALE	FEMALE	WHITE	BLACK	INDIAN	ORIENTAL	ALL OTHER
MURDER	11			11	7	4	8	3			
MANSLAUGHTER BY NEGLIGENCE	2			2	2		2				
FORCIBLE RAPE	17	2	4	11	17		5	12			
ROBBERY	100	7	21	72	94	6	47	53			
ASSAULT-AGGRAVATED	98	2	1	95	83	15	42	56			
BURGLARY	308	78	56	174	289	19	219	88	1		
LARCENY	1,018	295	128	595	702	316	661	357			
MOTOR VEHICLE THEFT	98	14	14	70	93	5	59	39			
OTHER ASSAULTS	564	53	34	477	486	78	378	186			
ARSON	10	4		6	9	1	10				
FORGERY & COUNTERFEITING	3			3	2	1	3				
FRAUD	85			85	38	47	56	29			
EMBEZZLEMENT											
STOLEN PROPERTY	2	1		1	2		2				
VANDALISM	332	89	35	208	308	24	262	70			
WEAPONS	107	17	10	80	100	7	87	20			
PROSTITUTION	58	1	3	54	11	47	17	41			
SEX OFFENSES	27	2	6	19	26	1	21	6			
NARCOTICS	190	11	23	156	170	20	132	58			
GAMBLING	18			18	17	1	5	13			
OFFENSES VS THE FAMILY	12		2	10	9	3	11	1			
DRIVING UND. THE INFLUENCE	106		1	105	101	5	86	20			
LIQUOR LAWS	26			26	21	5	18	8			
DRUNKENNESS											
DISORDERLY CONDUCT	2,198	229	193	1,776	1,795	403	1,681	516	1		
VAGRANCY	3			3	3		3				
ALL OTHER OFFENSES	576	67	49	460	509	67	424	152			
CURFEWS & LOITERING	3	1	2		3			3			
RUNAWAYS	14	14			6	8	9	5			
GRAND TOTALS:	5,986	887	582	4,517	4,903	1,083	4,248	1,736	2		

AGENCY: WATERFORD P.D.

AGE, SEX AND RACE OF PERSONS ARRESTED

OFFENSE CLASSIFICATION	GRAND TOTAL	UNDER 16	16 & 17	18 & OVER	MALE	FEMALE	WHITE	BLACK	INDIAN	ORIENTAL	ALL OTHER
MURDER											
MANSLAUGHTER BY NEGLIGENCE											
FORCIBLE RAPE	1			1	1		1				
ROBBERY	2			2	2		2				
ASSAULT-AGGRAVATED	4			4	3	1	3	1			
BURGLARY	51	10	13	28	48	3	47	4			
LARCENY	77	8	19	50	62	15	67	10			
MOTOR VEHICLE THEFT	8	1	6	1	8		6	2			
OTHER ASSAULTS	15	4		11	14	1	14	1			
ARSON	4	1	1	2	4		4				
FORGERY & COUNTERFEITING	12		1	11	8	4	9	3			
FRAUD	7			7	4	3	6	1			
EMBEZZLEMENT											
STOLEN PROPERTY											
VANDALISM	26	16	3	7	23	3	25	1			
WEAPONS	8			8	8		8				
PROSTITUTION											
SEX OFFENSES	4	1		3	4		4				
NARCOTICS	39	2	5	32	33	6	38	1			
GAMBLING											
OFFENSES VS THE FAMILY	2			2	2		1	1			
DRIVING UND. THE INFLUENCE	65		3	62	63	2	65				
LIQUOR LAWS	3	3			3		3				
DRUNKENNESS											
DISORDERLY CONDUCT	116	8	13	95	104	12	110	6			
VAGRANCY											
ALL OTHER OFFENSES	134	13	12	109	123	11	131	3			
CURFEWS & LOITERING	1	1			1		1				
RUNAWAYS	2	2			2		2				
GRAND TOTALS:	581	70	76	435	520	61	547	34			

AGENCY: WATERTOWN P.D.

AGE, SEX AND RACE OF PERSONS ARRESTED

OFFENSE CLASSIFICATION	GRAND TOTAL	UNDER 16	16 & 17	18 & OVER	MALE	FEMALE	WHITE	BLACK	INDIAN	ORIENTAL	ALL OTHER
MURDER											
MANSLAUGHTER BY NEGLIGENCE											
FORCIBLE RAPE	2			2	2		2				
ROBBERY											
ASSAULT-AGGRAVATED	17	1		16	15	2	17				
BURGLARY	40	19	8	13	39	1	39	1			
LARCENY	59	15	8	36	51	8	57	2			
MOTOR VEHICLE THEFT	3			3	3		3				
OTHER ASSAULTS	1			1	1		1				
ARSON	3	1	1	1	3		3				
FORGERY & COUNTERFEITING	3			3	2	1	2	1			
FRAUD	9			9	5	4	9				
EMBEZZLEMENT											
STOLEN PROPERTY											
VANDALISM	4			4	4		4				
WEAPONS	6			6	6		6				
PROSTITUTION											
SEX OFFENSES											
NARCOTICS	5	1	1	3	5		5				
GAMBLING	1			1	1		1				
OFFENSES VS THE FAMILY	2		1	1	2		2				
DRIVING UND. THE INFLUENCE	53			53	45	8	53				
LIQUOR LAWS	5		2	3	4	1	5				
DRUNKENNESS	12			12	10	2	12				
DISORDERLY CONDUCT	54		2	52	49	5	54				
VAGRANCY	4			4	4		4				
ALL OTHER OFFENSES	81	18	16	47	72	9	80	1			
CURFEWS & LOITERING											
RUNAWAYS											
GRAND TOTALS:	364	55	39	270	323	41	359	5			

AGENCY: WEST HARTFORD P.D.

AGE, SEX AND RACE OF PERSONS ARRESTED

OFFENSE CLASSIFICATION	GRAND TOTAL	UNDER 16	16 & 17	18 & OVER	MALE	FEMALE	WHITE	BLACK	INDIAN	ORIENTAL	ALL OTHER
MURDER											
MANSLAUGHTER BY NEGLIGENCE	2			2	1	1	2				
FORCIBLE RAPE											
ROBBERY	39	18	1	20	39		19	15			5
ASSAULT-AGGRAVATED	32	5	4	23	31	1	23	9			
BURGLARY	140	37	37	66	134	6	113	25			2
LARCENY	905	256	115	534	585	322	565	287			53
MOTOR VEHICLE THEFT	61	28	14	19	55	6	43	17			1
OTHER ASSAULTS	119	13	18	88	108	11	106	13			
ARSON	10	7		3	10		10				
FORGERY & COUNTERFEITING	30	1		29	15	15	12	18			
FRAUD	145		4	141	94	51	84	60			1
EMBEZZLEMENT	2			2	1	1	2				
STOLEN PROPERTY											
VANDALISM	216	134	28	54	198	18	198	13			5
WEAPONS	48	31	3	14	47	1	40	6			2
PROSTITUTION											
SEX OFFENSES	19	2	1	16	19		17	2			
NARCOTICS	69	25	7	37	58	11	62	7			
GAMBLING											
OFFENSES VS THE FAMILY	1			1		1	1				
DRIVING UND. THE INFLUENCE	22			22	22		19	3			
LIQUOR LAWS	40	24	8	8	31	9	39	1			
DRUNKENNESS	38	36		2	19	19	38				
DISORDERLY CONDUCT	268	42	48	178	224	44	240	27			1
VAGRANCY	6	4	2		2	4	6				
ALL OTHER OFFENSES	309	163	16	130	243	66	243	54			12
CURFEWS & LOITERING	43	43			40	3	41	2			
RUNAWAYS	85	85			34	51	76	5			4
GRAND TOTALS:	2,649	954	306	1,389	2,008	641	1,999	564			86

AGENCY: WEST HAVEN P.D.

AGE, SEX AND RACE OF PERSONS ARRESTED

OFFENSE CLASSIFICATION	GRAND TOTAL	UNDER 16	16 & 17	18 & OVER	MALE	FEMALE	WHITE	BLACK	INDIAN	ORIENTAL	ALL OTHER
MURDER											
MANSLAUGHTER BY NEGLIGENCE	1	1			1		1				
FORCIBLE RAPE	1			1	1		1				
ROBBERY	19		5	14	18	1	12	7			
ASSAULT-AGGRAVATED	8	1	1	6	7	1	7	1			
BURGLARY	96	32	14	50	91	5	76	19			1
LARCENY	199	30	31	138	169	30	162	37			
MOTOR VEHICLE THEFT	16	5	3	8	15	1	11	5			
OTHER ASSAULTS	170	4	15	151	159	11	150	20			
ARSON	7	1	2	4	6	1	5	2			
FORGERY & COUNTERFEITING	13			13	13		12	1			
FRAUD	45			45	31	14	31	14			
EMBEZZLEMENT											
STOLEN PROPERTY											
VANDALISM	142	40	24	78	129	13	136	6			
WEAPONS	40	2	5	33	40		35	5			
PROSTITUTION	1			1		1	1				
SEX OFFENSES	14	1		13	14		11	3			
NARCOTICS	44	6	7	31	33	11	43	1			
GAMBLING	5			5	5			5			
OFFENSES VS THE FAMILY	2			2	2		2				
DRIVING UND. THE INFLUENCE	14	1		13	12	2	14				
LIQUOR LAWS	4			4	4		4				
DRUNKENNESS	2	1	1		2		2				
DISORDERLY CONDUCT	531	25	69	437	492	39	470	60		1	
VAGRANCY	3	1	2		3		1	2			
ALL OTHER OFFENSES	263	43	20	200	238	25	232	30		1	
CURFEWS & LOITERING	3	3			3		3				
RUNAWAYS											
GRAND TOTALS:	1,643	197	109	1,247	1,488	155	1,422	218		2	1

AGENCY: WESTON P.D.

AGE, SEX AND RACE OF PERSONS ARRESTED

OFFENSE CLASSIFICATION	GRAND TOTAL	UNDER 16	16 & 17	18 & OVER	MALE	FEMALE	WHITE	BLACK	INDIAN	ORIENTAL	ALL OTHER
MURDER											
MANSLAUGHTER BY NEGLIGENCE											
FORCIBLE RAPE											
ROBBERY											
ASSAULT-AGGRAVATED											
BURGLARY	14	1	2	11	14		14				
LARCENY	14	2	4	8	12	2	14				
MOTOR VEHICLE THEFT	9	2		7	9		9				
OTHER ASSAULTS	4			4	3	1	4				
ARSON											
FORGERY & COUNTERFEITING	1			1		1	1				
FRAUD											
EMBEZZLEMENT											
STOLEN PROPERTY	2			2	2		2				
VANDALISM	17	10	6	1	17		17				
WEAPONS											
PROSTITUTION											
SEX OFFENSES											
NARCOTICS	13	7		6	11	2	13				
GAMBLING											
OFFENSES VS THE FAMILY											
DRIVING UND. THE INFLUENCE											
LIQUOR LAWS	5	1	4		1	4	5				
DRUNKENNESS											
DISORDERLY CONDUCT	19	5	4	10	16	3	18	1			
VAGRANCY											
ALL OTHER OFFENSES	41	5	11	25	40	1	41				
CURFEWS & LOITERING											
RUNAWAYS	2	2			2		2				
GRAND TOTALS:	141	35	31	75	127	14	140	1			

AGENCY: WESTPORT P.D.*

AGE, SEX AND RACE OF PERSONS ARRESTED

OFFENSE CLASSIFICATION	GRAND TOTAL	UNDER 16	16 & 17	18 & OVER	MALE	FEMALE	WHITE	BLACK	INDIAN	ORIENTAL	ALL OTHER
MURDER											
MANSLAUGHTER BY NEGLIGENCE											
FORCIBLE RAPE	1			1	1		1				
ROBBERY	4			4	4		4				
ASSAULT-AGGRAVATED	2			2	2		2				
BURGLARY	37	15	9	13	34	3	36	1			
LARCENY	119	54	12	53	78	41	108	11			
MOTOR VEHICLE THEFT	10	1	8	1	10		10				
OTHER ASSAULTS	31	8	6	17	28	3	31				
ARSON											
FORGERY & COUNTERFEITING	3	1		2	3		3				
FRAUD	5			5	5		5				
EMBEZZLEMENT											
STOLEN PROPERTY											
VANDALISM	61	39	3	19	59	2	61				
WEAPONS	26	4	5	17	25	1	24	2			
PROSTITUTION											
SEX OFFENSES	1			1	1		1				
NARCOTICS	41	14	5	22	33	8	41				
GAMBLING											
OFFENSES VS THE FAMILY											
DRIVING UND. THE INFLUENCE	1		1		1		1				
LIQUOR LAWS	11	8	3		9	2	11				
DRUNKENNESS											
DISORDERLY CONDUCT	85	21	9	55	77	8	84	1			
VAGRANCY											
ALL OTHER OFFENSES	55	26	3	26	51	4	53	2			
CURFEWS & LOITERING											
RUNAWAYS	1	1				1	1				
GRAND TOTALS:	494	192	64	238	421	73	477	17			

* Above figures represent 8 months of 1979 only.

AGE, SEX AND RACE OF PERSONS ARRESTED

AGENCY: WETHERSFIELD P.D.

OFFENSE CLASSIFICATION	GRAND TOTAL	UNDER 16	16 & 17	18 & OVER	MALE	FEMALE	WHITE	BLACK	INDIAN	ORIENTAL	ALL OTHER
MURDER											
MANSLAUGHTER BY NEGLIGENCE											
FORCIBLE RAPE	3			3	3		2	1			
ROBBERY	17	4	2	11	15	2	7	10			
ASSAULT-AGGRAVATED	2			2	1	1	1	1			
BURGLARY	49	21	15	13	31	18	47	2			
LARCENY	333	57	45	231	206	127	256	77			
MOTOR VEHICLE THEFT	12	8	3	1	12		10	2			
OTHER ASSAULTS	21	2	2	17	20	1	20	1			
ARSON											
FORGERY & COUNTERFEITING	17			17	11	6	10	7			
FRAUD	44			44	29	15	35	9			
EMBEZZLEMENT											
STOLEN PROPERTY											
VANDALISM	98	52	20	26	91	7	98				
WEAPONS	21	3		18	21		18	3			
PROSTITUTION											
SEX OFFENSES	1			1	1		1				
NARCOTICS	108	24	15	69	83	25	101	7			
GAMBLING											
OFFENSES VS THE FAMILY	3			3	3		3				
DRIVING UND. THE INFLUENCE	57		1	56	49	8	57				
LIQUOR LAWS											
DRUNKENNESS											
DISORDERLY CONDUCT	105	27	9	69	84	21	99	6			
VAGRANCY											
ALL OTHER OFFENSES	94	18	9	67	64	30	92	2			
CURFEWS & LOITERING											
RUNAWAYS	10	10			3	7	10				
GRAND TOTALS:	995	226	121	648	727	268	867	128			

AGENCY: WILLIMANTIC P.D.

AGE, SEX AND RACE OF PERSONS ARRESTED

OFFENSE CLASSIFICATION	GRAND TOTAL	UNDER 16	16 & 17	18 & OVER	MALE	FEMALE	WHITE	BLACK	INDIAN	ORIENTAL	ALL OTHER
MURDER											
MANSLAUGHTER BY NEGLIGENCE											
FORCIBLE RAPE	2			2	2		2				
ROBBERY	1	1			1		1				
ASSAULT-AGGRAVATED	33	1	3	29	30	3	29	4			
BURGLARY	40	14	9	17	38	2	38	2			
LARCENY	129	15	9	105	86	43	118	11			
MOTOR VEHICLE THEFT	29	12	8	9	26	3	29				
OTHER ASSAULTS	2		1	1	2		2				
ARSON	1			1	1		1				
FORGERY & COUNTERFEITING	7			7	5	2	7				
FRAUD	32			32	16	16	27	5			
EMBEZZLEMENT											
STOLEN PROPERTY											
VANDALISM	29	4	6	19	29		27	2			
WEAPONS	7	1		6	7		7				
PROSTITUTION											
SEX OFFENSES	16	3		13	8	8	16				
NARCOTICS	17	3	2	12	15	2	15	2			
GAMBLING											
OFFENSES VS THE FAMILY	4			4	3	1	3	1			
DRIVING UND. THE INFLUENCE											
LIQUOR LAWS	1			1	1		1				
DRUNKENNESS											
DISORDERLY CONDUCT	289	11	14	264	253	36	279	10			
VAGRANCY											
ALL OTHER OFFENSES	37	4	2	31	33	4	35	2			
CURFEWS & LOITERING	7	2	5		7		7				
RUNAWAYS	3	3			2	1	3				
GRAND TOTALS:	686	74	59	553	565	121	647	39			

AGENCY: WILTON P.D.

AGE, SEX AND RACE OF PERSONS ARRESTED

OFFENSE CLASSIFICATION	GRAND TOTAL	UNDER 16	16 & 17	18 & OVER	MALE	FEMALE	WHITE	BLACK	INDIAN	ORIENTAL	ALL OTHER
MURDER											
MANSLAUGHTER BY NEGLIGENCE	3		1	2	2	1	3				
FORCIBLE RAPE											
ROBBERY	1		1			1	1				
ASSAULT-AGGRAVATED											
BURGLARY	22		6	16	20	2	14	3			5
LARCENY	32		9	7	16	28	4	30	2		
MOTOR VEHICLE THEFT											
OTHER ASSAULTS	7		2	2	3	7	7				
ARSON	1		1		1		1				
FORGERY & COUNTERFEITING	2			2	2			2			
FRAUD											
EMBEZZLEMENT	1			1	1		1				
STOLEN PROPERTY											
VANDALISM	9		2	4	3	9	9				
WEAPONS	5		1	4	5		5				
PROSTITUTION											
SEX OFFENSES											
NARCOTICS	25		8	7	10	23	2	25			
GAMBLING											
OFFENSES VS THE FAMILY											
DRIVING UND. THE INFLUENCE	12			12	12		12				
LIQUOR LAWS	3		3		3		3				
DRUNKENNESS	1		1		1		1				
DISORDERLY CONDUCT	12		4	2	6	9	3	12			
VAGRANCY											
ALL OTHER OFFENSES	105		36	14	55	89	16	104	1		
CURFEWS & LOITERING											
RUNAWAYS	1		1			1	1				
GRAND TOTALS:	242	64	48	130	212	30	229	8			5

AGE, SEX AND RACE OF PERSONS ARRESTED

AGENCY: WINDSOR P.D.

OFFENSE CLASSIFICATION	GRAND TOTAL	UNDER 16	16 & 17	18 & OVER	MALE	FEMALE	WHITE	BLACK	INDIAN	ORIENTAL	ALL OTHER
MURDER	1			1	1		1				
MANSLAUGHTER BY NEGLIGENCE											
FORCIBLE RAPE	7		1	6	7		5	2			
ROBBERY	12	1	1	10	12		10	2			
ASSAULT-AGGRAVATED	30	4	3	23	19	11	21	9			
BURGLARY	29	10	5	14	23	6	22	7			
LARCENY	84	16	6	62	47	37	32	50		2	
MOTOR VEHICLE THEFT	7	3	2	2	6	1	3	4			
OTHER ASSAULTS	61	16	2	43	52	9	48	13			
ARSON	7	6	1		7		7				
FORGERY & COUNTERFEITING	7			7	5	2	3	4			
FRAUD	13	2		11	11	2	8	5			
EMBEZZLEMENT											
STOLEN PROPERTY											
VANDALISM	22	7	3	12	19	3	20	2			
WEAPONS	4			4	4		2	2			
PROSTITUTION	2			2		2		2			
SEX OFFENSES	3	1	1	1	3		3				
NARCOTICS	32	9	3	20	28	4	27	5			
GAMBLING											
OFFENSES VS THE FAMILY	1			1		1	1				
DRIVING UND. THE INFLUENCE											
LIQUOR LAWS	2	2			2		2				
DRUNKENNESS	8	8			4	4	8				
DISORDERLY CONDUCT	58	6	1	51	45	13	43	15			
VAGRANCY	2			2	1	1	2				
ALL OTHER OFFENSES	68	23	11	34	49	19	57	11			
CURFEWS & LOITERING	2	2				2	2				
RUNAWAYS	7	7			4	3	4	3			
GRAND TOTALS:	469	123	40	306	349	120	331	136		2	

AGENCY: WINDSOR LOCKS P.D.

AGE, SEX AND RACE OF PERSONS ARRESTED

OFFENSE CLASSIFICATION	GRAND TOTAL	UNDER 16	16 & 17	18 & OVER	MALE	FEMALE	WHITE	BLACK	INDIAN	ORIENTAL	ALL OTHER
MURDER	1			1	1		1				
MANSLAUGHTER BY NEGLIGENCE	1			1	1		1				
FORCIBLE RAPE											
ROBBERY	5			5	4	1	4	1			
ASSAULT-AGGRAVATED											
BURGLARY	15	8	2	5	14	1	15				
LARCENY	49	7	4	38	35	14	44	5			
MOTOR VEHICLE THEFT	11	7		4	10	1	8	3			
OTHER ASSAULTS	36		2	34	35	1	36				
ARSON	2			2	2		2				
FORGERY & COUNTERFEITING	7			7	7		7				
FRAUD											
EMBEZZLEMENT											
STOLEN PROPERTY											
VANDALISM	36	8	5	23	34	2	35	1			
WEAPONS	6	2		4	6		6				
PROSTITUTION											
SEX OFFENSES	2			2	2		2				
NARCOTICS	53	2	3	48	45	8	53				
GAMBLING											
OFFENSES VS THE FAMILY	2			2	2		2				
DRIVING UND. THE INFLUENCE	104	1	1	102	95	9	102	2			
LIQUOR LAWS	3			3	3		3				
DRUNKENNESS											
DISORDERLY CONDUCT	81	10	6	65	73	8	79	2			
VAGRANCY											
ALL OTHER OFFENSES	71	11	5	55	61	10	70	1			
CURFEWS & LOITERING											
RUNAWAYS											
GRAND TOTALS:	485	56	28	401	430	55	470	15			

AGENCY: WINSTED P.D.

AGE, SEX AND RACE OF PERSONS ARRESTED

OFFENSE CLASSIFICATION	GRAND TOTAL	UNDER 16	16 & 17	18 & OVER	MALE	FEMALE	WHITE	BLACK	INDIAN	ORIENTAL	ALL OTHER
MURDER											
MANSLAUGHTER BY NEGLIGENCE											
FORCIBLE RAPE											
ROBBERY	7		1	6	7		7				
ASSAULT-AGGRAVATED	23	7	2	14	22	1	23				
BURGLARY	32	17	5	10	32		32				
LARCENY	49	18	7	24	44	5	47	2			
MOTOR VEHICLE THEFT	14	3	6	5	12	2	14				
OTHER ASSAULTS	46	8	2	36	42	4	46				
ARSON											
FORGERY & COUNTERFEITING	1			1		1	1				
FRAUD	3			3	2	1	2	1			
EMBEZZLEMENT											
STOLEN PROPERTY											
VANDALISM	6	1	2	3	6		6				
WEAPONS	2	1		1	2		2				
PROSTITUTION											
SEX OFFENSES	3			3	3		3				
NARCOTICS	15	1	2	12	14	1	15				
GAMBLING											
OFFENSES VS THE FAMILY	3			3	3		3				
DRIVING UND. THE INFLUENCE	32			32	32		32				
LIQUOR LAWS	2			2	1	1	2				
DRUNKENNESS											
DISORDERLY CONDUCT	140	10	18	112	132	8	137	3			
VAGRANCY											
ALL OTHER OFFENSES	5		1	4	4	1	5				
CURFEWS & LOITERING	1	1			1		1				
RUNAWAYS	1	1				1	1				
GRAND TOTALS:	385	68	46	271	359	26	379	6			

AGENCY: WOLCOTT P.D.

AGE, SEX AND RACE OF PERSONS ARRESTED

OFFENSE CLASSIFICATION	GRAND TOTAL	UNDER 16	16 & 17	18 & OVER	MALE	FEMALE	WHITE	BLACK	INDIAN	ORIENTAL	ALL OTHER
MURDER	1			1	1		1				
MANSLAUGHTER BY NEGLIGENCE											
FORCIBLE RAPE											
ROBBERY	6			6	6		6				
ASSAULT-AGGRAVATED	2			2	2		2				
BURGLARY	56	22	9	25	54	2	53	3			
LARCENY	45	22	12	11	44	1	42	3			
MOTOR VEHICLE THEFT	1	1			1		1				
OTHER ASSAULTS	4			4	4		4				
ARSON											
FORGERY & COUNTERFEITING	2		1	1	2		2				
FRAUD											
EMBEZZLEMENT											
STOLEN PROPERTY											
VANDALISM	35	21	2	12	34	1	35				
WEAPONS	3			3	3		3				
PROSTITUTION											
SEX OFFENSES	1			1	1		1				
NARCOTICS	17	8	2	7	16	1	17				
GAMBLING											
OFFENSES VS THE FAMILY											
DRIVING UND. THE INFLUENCE	16		3	13	15	1	16				
LIQUOR LAWS	5		3	2	5		5				
DRUNKENNESS											
DISORDERLY CONDUCT	86	7	19	60	76	10	86				
VAGRANCY											
ALL OTHER OFFENSES	31	5	7	19	29	2	30	1			
CURFEWS & LOITERING											
RUNAWAYS	7	7			4	3	7				
GRAND TOTALS:	318	93	58	167	297	21	311	7			

AGENCY: WOODBRIDGE P.D.

AGE, SEX AND RACE OF PERSONS ARRESTED

OFFENSE CLASSIFICATION	GRAND TOTAL	UNDER 16	16 & 17	18 & OVER	MALE	FEMALE	WHITE	BLACK	INDIAN	ORIENTAL	ALL OTHER
MURDER											
MANSLAUGHTER BY NEGLIGENCE											
FORCIBLE RAPE											
ROBBERY											
ASSAULT-AGGRAVATED											
BURGLARY	14			14	12	2	10	4			
LARCENY	7	1		6	7		5	2			
MOTOR VEHICLE THEFT	1			1	1		1				
OTHER ASSAULTS	3			3	3		1	2			
ARSON											
FORGERY & COUNTERFEITING	2			2	2		1	1			
FRAUD	1			1		1		1			
EMBEZZLEMENT											
STOLEN PROPERTY											
VANDALISM	1			1	1		1				
WEAPONS	1			1	1		1				
PROSTITUTION											
SEX OFFENSES											
NARCOTICS	1	1			1		1				
GAMBLING	1			1	1						1
OFFENSES VS THE FAMILY	3	2		1	2	1	3				
DRIVING UND. THE INFLUENCE											
LIQUOR LAWS											
DRUNKENNESS											
DISORDERLY CONDUCT	20	2	2	16	18	2	16	4			
VAGRANCY											
ALL OTHER OFFENSES	22			22	17	5	19	3			
CURFEWS & LOITERING											
RUNAWAYS											
GRAND TOTALS:	77	6	2	69	66	11	59	17			1

CENTRAL CONN.
 AGENCY: STATE COLLEGE P.D.

AGE, SEX AND RACE OF PERSONS ARRESTED

OFFENSE CLASSIFICATION	GRAND TOTAL	UNDER 16	16 & 17	18 & OVER	MALE	FEMALE	WHITE	BLACK	INDIAN	ORIENTAL	ALL OTHER
MURDER											
MANSLAUGHTER BY NEGLIGENCE											
FORCIBLE RAPE	2			2	2			2			
ROBBERY											
ASSAULT-AGGRAVATED	8			8	8		8				
BURGLARY	12		1	11	12		6	6			
LARCENY	11			11	11		8	3			
MOTOR VEHICLE THEFT											
OTHER ASSAULTS	6		1	5	6		6				
ARSON											
FORGERY & COUNTERFEITING											
FRAUD											
EMBEZZLEMENT											
STOLEN PROPERTY											
VANDALISM	24		1	23	22	2	23	1			
WEAPONS											
PROSTITUTION											
SEX OFFENSES	1			1	1			1			
NARCOTICS	1			1	1			1			
GAMBLING											
OFFENSES VS THE FAMILY											
DRIVING UND. THE INFLUENCE											
LIQUOR LAWS											
DRUNKENNESS											
DISORDERLY CONDUCT	44		1	43	44		43	1			
VAGRANCY											
ALL OTHER OFFENSES	29		1	28	28	1	27	2			
CURFEWS & LOITERING											
RUNAWAYS											
GRAND TOTALS:	138		5	133	135	3	121	17			

EASTERN CONN.
 AGENCY: STATE COLLEGE P.D.

AGE, SEX AND RACE OF PERSONS ARRESTED

OFFENSE CLASSIFICATION	GRAND TOTAL	UNDER 16	16 & 17	18 & OVER	MALE	FEMALE	WHITE	BLACK	INDIAN	ORIENTAL	ALL OTHER
MURDER											
MANSLAUGHTER BY NEGLIGENCE											
FORCIBLE RAPE	1			1	1			1			
ROBBERY											
ASSAULT-AGGRAVATED	1			1	1			1			
BURGLARY											
LARCENY											
MOTOR VEHICLE THEFT											
OTHER ASSAULTS	1			1	1		1				
ARSON											
FORGERY & COUNTERFEITING											
FRAUD											
EMBEZZLEMENT											
STOLEN PROPERTY											
VANDALISM											
WEAPONS											
PROSTITUTION											
SEX OFFENSES	1			1	1		1				
NARCOTICS	4	1		3	4		4				
GAMBLING											
OFFENSES VS THE FAMILY											
DRIVING UND. THE INFLUENCE											
LIQUOR LAWS											
DRUNKENNESS											
DISORDERLY CONDUCT	6			6	6		6				
VAGRANCY											
ALL OTHER OFFENSES	1		1		1		1				
CURFEWS & LOITERING	1	1			1		1				
RUNAWAYS											
GRAND TOTALS:	16	2	1	13	16		14	2			

UNIVERSITY OF CONNECTICUT AGE, SEX AND RACE OF PERSONS ARRESTED
 AGENCY: (STORRS) P.D.

OFFENSE CLASSIFICATION	GRAND TOTAL	UNDER 16	16 & 17	18 & OVER	MALE	FEMALE	WHITE	BLACK	INDIAN	ORIENTAL	ALL OTHER
MURDER											
MANSLAUGHTER BY NEGLIGENCE											
FORCIBLE RAPE											
ROBBERY											
ASSAULT-AGGRAVATED	4			4	4		4				
BURGLARY	10			10	10		8	1	1		
LARCENY	101			101	81	20	77	23			1
MOTOR VEHICLE THEFT											
OTHER ASSAULTS	4			4	4		4				
ARSON											
FORGERY & COUNTERFEITING											
FRAUD	7			7	5	2	4	3			
EMBEZZLEMENT											
STOLEN PROPERTY											
VANDALISM	19			19	19		19				
WEAPONS	2			2	2		2				
PROSTITUTION											
SEX OFFENSES	3			3	3		3				
NARCOTICS	2			2	2		2				
GAMBLING											
OFFENSES VS THE FAMILY											
DRIVING UND. THE INFLUENCE											
LIQUOR LAWS											
DRUNKENNESS											
DISORDERLY CONDUCT	24			24	22	2	24				
VAGRANCY											
ALL OTHER OFFENSES	25			25	25		24	1			
CURFEWS & LOITERING											
RUNAWAYS											
GRAND TOTALS:	201			201	177	24	171	28	1		1

AGENCY: STATE POLICE *

AGE, SEX AND RACE OF PERSONS ARRESTED

OFFENSE CLASSIFICATION	GRAND TOTAL	UNDER 16	16 & 17	18 & OVER	MALE	FEMALE	WHITE	BLACK	INDIAN	ORIENTAL	ALL OTHER
MURDER											
MANSLAUGHTER BY NEGLIGENCE											
FORCIBLE RAPE											
ROBBERY											
ASSAULT-AGGRAVATED											
BURGLARY											
LARCENY											
MOTOR VEHICLE THEFT											
OTHER ASSAULTS											
ARSON											
FORGERY & COUNTERFEITING											
FRAUD											
EMBEZZLEMENT											
STOLEN PROPERTY											
VANDALISM			*No juvenile or adult arrest data submitted for 1979.								
WEAPONS											
PROSTITUTION											
SEX OFFENSES											
NARCOTICS											
GAMBLING											
OFFENSES VS THE FAMILY											
DRIVING UND. THE INFLUENCE											
LIQUOR LAWS											
DRUNKENNESS											
DISORDERLY CONDUCT											
VAGRANCY											
ALL OTHER OFFENSES											
CURFEWS & LOITERING											
RUNAWAYS											
GRAND TOTALS:											

**LAW
ENFORCEMENT
OFFICERS
KILLED
or
ASSAULTED**

LAW OFFICERS ASSAULTED

LAW ENFORCEMENT OFFICERS KILLED

BY FELONIOUS ACT

BY ACCIDENT OR NEGLIGENCE

1978

1979

1978

1979

0

0

0

0

ACTIVITY AT THE TIME OF THE ASSAULT

TYPE OF ACTIVITY	NUMBER ASSAULTED	PERCENT DISTRIBUTION	PERCENT CLEARED
1. RESPONDING TO "DISTURBANCE" CALLS (FAMILY QUARRELS, MAN WITH GUN, ETC.)	274	27.5	98.2
2. BURGLARIES IN PROGRESS OR PURSUING BURGLARY SUSPECTS	11	1.1	100.0
3. ROBBERIES IN PROGRESS OR PURSUING ROBBERY SUSPECTS	3	0.3	66.7
4. ATTEMPTING OTHER ARRESTS	342	34.3	98.5
5. CIVIL DISORDER (RIOT, MASS DISOBEDIENCE)	19	1.9	78.9
6. HANDLING, TRANSPORTING, CUSTODY OF PRISONERS	117	11.7	93.2
7. INVESTIGATING SUSPICIOUS PERSONS OR CIRCUMSTANCES	58	5.8	91.4
8. AMBUSH - NO WARNING	2	0.2	50.0
9. MENTALLY DERANGED	15	1.5	66.7
10. TRAFFIC PURSUITS & STOPS	109	10.9	93.6
11. ALL OTHER	48	4.8	89.6
12. TOTAL:	998	100.0	95.4

INJURIES TO LAW ENFORCEMENT OFFICERS

OFFICERS WITH INJURIES

OFFICERS WITHOUT INJURIES

1978

1979

1978

1979

469

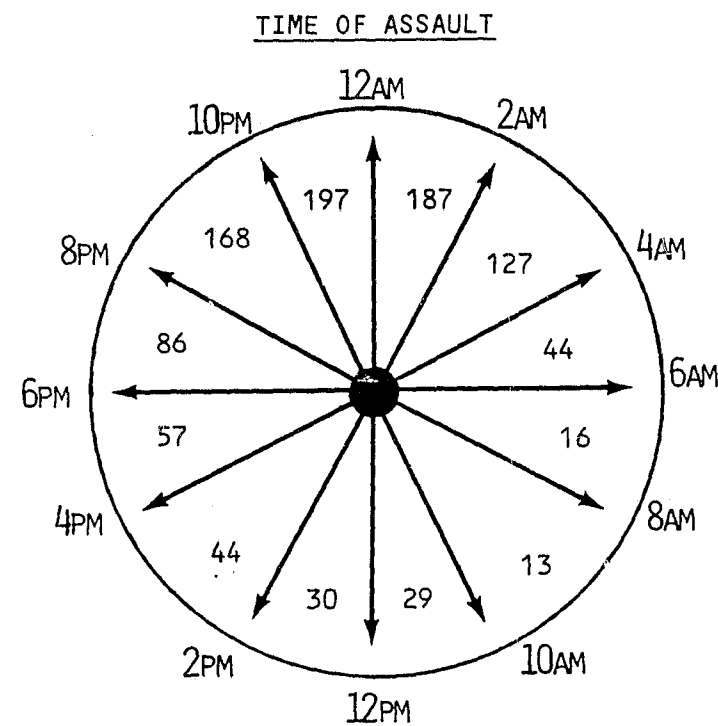
686

231

312

LAW OFFICERS ASSAULTED

ASSIGNMENT	NUMBER	PERCENT DISTRIBUTION
TWO-MAN VEHICLE	165	16.6
ONE-MAN VEHICLE		
ALONE	164	16.4
ASSISTED	514	51.5
DETECTIVE		
ALONE	11	1.1
ASSISTED	25	2.5
OTHER		
ALONE	38	3.8
ASSISTED	81	8.1
TOTAL:	998	100.0



LAW ENFORCEMENT EMPLOYEE DATA

WEAPON USED	NUMBER	% DISTRIBUTION
FIREARM	9	0.9
KNIFE, CUTTING INSTRUMENT ..	21	2.1
OTHER DANGEROUS WEAPON	82	8.2
HANDS, FISTS, FEET, ETC.....	886	88.8
TOTAL:	998	100.0

POLICE EMPLOYEE DATA

AS OF OCTOBER 31, 1979, 96 AGENCIES COVERING MORE THAN 3,174,774 CONNECTICUT RESIDENTS REPORTED A TOTAL OF 6,340 FULL-TIME LAW ENFORCEMENT OFFICERS. WHEN FULL-TIME CIVILIANS ARE INCLUDED, THE TOTAL COUNT IS 7,540 LAW ENFORCEMENT EMPLOYEES.

SERIOUS CONSIDERATION SHOULD BE GIVEN BEFORE MAKING COMPARISONS IN POLICE STRENGTH FROM ONE MUNICIPALITY TO ANOTHER. THERE ARE MANY FACTORS THAT AFFECT THE NEED FOR POLICE SERVICE. FOR EXAMPLE, THE NEED FOR LAW ENFORCEMENT SERVICE IN A SEASONAL OR HIGHLY MOBILE COMMUNITY DIFFERS FROM A LOCALE WHOSE POPULATION IS STABLE. OTHER FACTORS THAT AFFECT POLICE SERVICE ARE GEOGRAPHIC LOCATION, DENSITY OF POPULATION, NEARBY URBAN AREAS, AND COMMUNITY INTEREST IN LAW ENFORCEMENT.

1979 SUMMARY ANALYSIS

LAW ENFORCEMENT AGENCIES IN THE STATE REPORTED A TOTAL OF 7,540 FULL-TIME POLICE EMPLOYEES FOR 1979.

THERE WERE 6,340 SWORN POLICE OFFICERS EMPLOYED BY LAW ENFORCEMENT AGENCIES, 84.1% OF THE TOTAL LAW ENFORCEMENT EMPLOYEES.

FULL-TIME CIVILIAN EMPLOYEES WERE REPORTED AT 1,200, 15.9% OF TOTAL LAW ENFORCEMENT EMPLOYEES.

97.6% OF ALL FULL-TIME LAW OFFICERS WERE MALE, 2.4% WERE FEMALE.

61.2% OF ALL FULL-TIME CIVILIANS WERE FEMALE, 38.8% WERE MALE.

OF THE 6,340 FULL-TIME SWORN POLICE OFFICERS, 86.3% WERE MUNICIPAL AND 13.7% WERE STATE POLICE.

EMPLOYEE DATA

AGENCY	FULL-TIME SWORN		FULL-TIME CIVILIAN		TOTAL
	M	F	M	F	
<u>FAIRFIELD CO.</u>					
Bethel	29	0	2	2	33
Bridgeport	373	14	11	17	415
Brookfield	20	1	0	5	26
Danbury	106	2	3	6	117
Darien	44	0	1	3	48
Easton	9	2	0	1	12
Fairfield	98	1	3	4	106
Greenwich	143	2	14	14	173
Monroe	29	0	2	5	36
New Canaan	43	0	1	3	47
Newtown	25	0	4	4	33
Norwalk	139	8	10	19	176
Ridgefield	30	1	2	3	36
Shelton	37	1	2	2	42
Stamford	232	5	6	9	252
Stratford	87	1	3	11	102
Trumbull	57	0	2	10	69
Weston	12	0	0	1	13
Westport	69	0	3	6	78
Wilton	28	1	2	1	32
<u>LITCHFIELD CO.</u>					
New Milford	27	1	2	1	31
Plymouth	11	0	0	1	12
Thomaston	10	0	0	2	12
Torrington	60	0	0	2	64
Watertown	29	1	0	2	32
Winsted	21	0	2	2	25
<u>MIDDLESEX CO.</u>					
Clinton	17	0	1	1	19
East Hampton	8	0	1	0	9
Middletown	76	2	3	4	85
Old Saybrook	19	2	0	3	24
<u>NEW LONDON CO.</u>					
Groton City	27	0	0	2	29
Groton Town	49	1	2	3	55
Groton Long Point	4	0	0	0	4
New London	73	1	2	3	79
Norwich	64	1	5	5	75
Stonington	28	1	0	2	31
Waterford	36	0	3	0	39
<u>TOLLAND CO.</u>					
Coventry	9	0	0	3	12
Stafford Springs	7	1	0	0	8
Vernon	41	0	7	3	51
UCONN (Storrs)	28	3	1	8	40
STATE POLICE	848	19	198	222	1,287

EMPLOYEE DATA

AGENCY	FULL-TIME SWORN		FULL-TIME CIVILIAN		TOTAL
	M	F	M	F	
<u>HARTFORD CO.</u>					
Avon	29	1	1	2	33
Berlin	35	0	0	3	38
Bloomfield	46	3	2	7	58
Bristol	87	2	3	5	97
Canton	11	0	3	2	16
East Hartford	98	5	1	12	116
East Windsor	12	0	0	1	13
Enfield	68	1	9	11	89
Farmington	29	3	0	3	35
Glastonbury	37	2	3	9	51
Granby	10	1	0	0	11
Hartford	368	5	14	55	442
Manchester	88	3	11	8	110
New Britain	140	0	9	8	157
Newington	38	0	8	5	51
Plainville	30	0	4	2	36
Rocky Hill	26	2	2	5	35
Simsbury	32	0	3	1	36
South Windsor	22	1	3	3	29
Southington	47	1	0	2	50
Suffield	12	0	0	2	14
West Hartford	123	5	4	20	152
Wethersfield	37	1	3	5	46
Windsor	32	6	0	6	44
Windsor Locks	17	4	0	1	22
Central Conn. State College					
	22	1	2	4	29
UCONN Health Center					
	17	0	6	7	30
<u>WINDHAM CO.</u>					
Danielson	9	0	1	0	10
Jewett City	4	0	0	3	7
Putnam	15	0	0	1	16
Willimantic	29	3	1	3	36
Eastern Conn. State College					
	6	0	1	1	8

EMPLOYEE DATA

AGENCY	FULL-TIME SWORN		FULL-TIME CIVILIAN		TOTAL
	M	F	M	F	
NEW HAVEN CO.					
Ansonia	28	1	0	1	30
Branford	32	0	0	2	34
Cheshire	30	0	2	5	37
Derby	22	1	0	0	23
East Haven	47	0	2	3	52
Guilford	30	1	0	4	35
Hamden	92	3	11	5	111
Madison	22	0	0	2	24
Meriden	88	2	1	9	100
Middlebury	9	0	0	2	11
Milford	105	2	1	12	120
Naugatuck	42	0	0	2	44
New Haven	402	15	21	45	483
North Branford	17	0	0	1	18
North Haven	41	0	5	4	50
Orange	29	0	2	2	33
Seymour	18	1	0	1	20
Wallingford	58	1	4	7	70
Waterbury	263	2	18	23	306
West Haven	97	1	2	12	112
Wolcott	19	1	2	1	23
Woodbridge	17	1	0	0	18
GRAND TOTAL:	6,186	154	465	735	7,540

The preparation and publication of this report was made possible by the Discretionary Grant Award #79-DF-AX-003 from the Law Enforcement Assistance Administration.

END