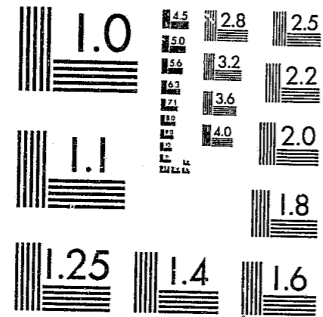


National Criminal Justice Reference Service



This microfiche was produced from documents received for inclusion in the NCJRS data base. Since NCJRS cannot exercise control over the physical condition of the documents submitted, the individual frame quality will vary. The resolution chart on this frame may be used to evaluate the document quality.



MICROCOPY RESOLUTION TEST CHART
NATIONAL BUREAU OF STANDARDS-1963-A

Microfilming procedures used to create this fiche comply with the standards set forth in 41CFR 101-11.504.

Points of view or opinions stated in this document are those of the author(s) and do not represent the official position or policies of the U. S. Department of Justice.

National Institute of Justice
United States Department of Justice
Washington, D. C. 20531

10/4/82

Final
AN ANALYSIS AND FINAL REPORT
ON THE
OFFENDER-BASED TRANSACTION STATISTICS (OBTS)
STATEWIDE WORKSHOPS
(LEAA Grant Number 76-SS-09-007)

80718-1

U.S. Department of Justice
National Institute of Justice
This document has been reproduced exactly as received from the person or organization originating it. Points of view or opinions stated in this document are those of the authors and do not necessarily represent the official position or policies of the National Institute of Justice.
Permission to reproduce this copyrighted material has been granted by
Public Domain
LEAA. U.S. Dept. of Justice
to the National Criminal Justice Reference Service (NCJRS).
Further reproduction outside of the NCJRS system requires permission of the copyright owner.

X
 AN ANALYSIS AND FINAL REPORT
 ON THE
 X
 OFFENDER-BASED TRANSACTION STATISTICS (OBTS)
 STATEWIDE WORKSHOPS

A One-Year Project Funded by the Law Enforcement Assistance
 Administration (LEAA) to Train California Criminal Justice
 Agencies in the Availability, Interpretation, and Use of OBTS Data
 (LEAA Grant Number 76-SS-09-007)

Prepared by:
 E. Dennis Bartholomew, Project Manager
 Department of Justice
 Division of Law Enforcement
 Bureau of Criminal Statistics
 P.O. Box 13427
 Sacramento, California 95813

September 1978

NCJRS
 AUG 18 1981
 ACQUISITIONS

CONTENTS

	Page
Introduction.	1
The OBTS Concept.	1
The Historical Development of OBTS in California.	2
The Need for OBTS Training.	4
Phase I - Planning and Development.	5
A. OCJP Advisory Committee.	5
B. The Project Work Plan.	5
C. The Content and Curriculum	5
Phase II - Execution of the 33 OBTS Workshops	6
Phase III - Analysis and Critique	7
A. Workshop Attendance.	7
B. Agency Participation	9
1. Reporting Agencies.	9
2. Probation Department Representation	9
3. "Other" Criminal Justice Agencies	10
4. Agency "Attendance Potential" Comparison.	11
C. An Analysis of Participant Responses	12
1. Workshop Content.	12
2. The Instructor.	15
3. Visual Aids	16
4. General Comments.	19

CONTENTS - Continued

	Page
Phase IV - Outgrowths from the OBTS Workshops	20
A. Letters of Commendation.	20
B. State Conference Presentations	20
C. Increased Requests for OBTS Data	21
D. Out-of-State Request for OBTS Training	22
Conclusions	23

CONTENTS - Continued

ATTACHMENTS

Number		Page
I	Outline for the Proposed Training Program	24
II	Letters to Criminal Justice Agencies.	25
III	OBTS Workshop Critique.	28
IV	Duty Statement Job Description of the Project Manager (Research Manager I).	29
V	Financial Statement of Grant Expenditures	30
VI	Letter to 1,000 Criminal Justice Administrators Who Attended the OBTS Workshops (May 22, 1978).	31
VII	Disposition of Arrest and Court Action Form JUS 8715.	32
VIII	Disposition of Arrest and Court Action Form JUS 8715, Revised 1/1/78.	33

CONTENTS - Continued

TABLES

Number		Page
1	A Summary of Criminal Justice Agencies Participating at the 33 Statewide OBTS Workshops, September 14, 1977-March 31, 1978, Workshop Number by Agency Level.	34
2	An Estimate of Criminal Justice Agency Participation at the 33 Statewide OBTS Workshops, September 14, 1977-March 31, 1978, Agency Level by Number and Percent Attending	35
3	A Summary of 801 Critiques Completed by Participants Attending 33 Statewide OBTS Workshops, September 14, 1977-March 31, 1978	36
4	A Summary of 801 Critiques Completed by Participants Attending 33 Statewide OBTS Workshops, September 14, 1977-March 31, 1978, Workshop and Instructor Ratings by Participating Agencies	37

CONTENTS - Continued

APPENDIXES

Number		Page
I	The Project Work Plan	38
II	Script of Slide Presentation.	80
III	A Listing of Handout Materials Included in the OBTS Workshop Packets and a Listing of Supplemental Handout Materials Distributed at the Workshops.	117
IV	A Sample Workshop Packet Distributed at Each OBTS Workshop.	120

INTRODUCTION

The Offender-Based Transaction Statistics (OBTS) system was implemented in California to develop statistical data resulting from the progress of individuals through the various levels of the criminal justice system. This system includes adults arrested on felony charges who are disposed of at the law enforcement, prosecutor, lower court, and superior court levels.

This OBTS effort in California has been funded and supported through a combination of state funds and federal funds provided by the Law Enforcement Assistance Administration (LEAA) in the United States Department of Justice since July 1, 1974.

THE OBTS CONCEPT

Over the past several years, California has been developing a system of criminal transaction reporting which tracks adult felony arrestees from the point of arrest through the point of final disposition in criminal justice proceedings. The essential features of the OBTS system are:

- . Data for each offender are recorded separately (rather than in summary form).
- . The individual adult arrested on felony charges is the basic unit of count rather than counting multiple crimes, multiple cases, or multiple dispositions.
- . The events and decisions at each stage in the criminal justice process are noted in the individual's transaction record.

This is referred to as a "longitudinal" tracking process by those engaged in criminal research. The OBTS system provides a dynamic picture of the criminal justice system; one that shows the progress of the offender through the various steps of the criminal justice process. It identifies bottlenecks and pinpoints interrelationships. It incorporates the concept of time. It shows what decisions are being made, where those decisions are made, and permits the consideration of decisions at one level in light of decisions made at other levels.

Traditionally, data have been collected independently from each of the four levels in the criminal justice system. While this was adequate to describe in isolation what happened at each individual level, it was impossible to look at the criminal justice system as an overall "system" per se; that is, as an integrated process of interrelated decision points. For example, data were not readily accessible to describe what happened to persons who were arrested for robbery unless a special study was undertaken. However, with the OBTS system, it not only becomes possible to do this, but the final disposition may be evaluated in light of such demographic factors as age, race, sex, criminal status at the time of arrest, and prior criminal record. By tracking individual adult offenders arrested on felony charges through each step in the California criminal justice system to the point where a final disposition occurs, persons interested in the administration of criminal justice can obtain a much broader perspective of the overall effectiveness, or ineffectiveness, of the system and its various components.

THE HISTORICAL DEVELOPMENT OF OBTS IN CALIFORNIA

The need for offender-based data has long been recognized. Several comprehensive studies were conducted in the 1920's and early 1930's following such an approach. However, these studies focused on particular locations over limited periods of time and predated the systemized collection of data on a statewide or national level.

In 1931, the National Commission on the Observation of Law Enforcement (Wickersham Commission) called for the establishment of state systems to collect offender-based criminal justice data as well as a national center to coordinate the states' efforts and present a national picture. This call for offender-based reporting has been repeated in a number of studies, most recently in one conducted by the National Advisory Commission on Criminal Justice Standards and Goals. In the volume entitled "Criminal Justice System," the commission stated:

"... the OBTS system has been developed and is recommended for use in all states and localities ... When operative, the OBTS system will be as informative about the criminal justice system as the NCIC is about crimes, and the CCH is about criminals."

Prior to 1966 the Department of Justice collected individual offender information at several levels. Felony arrest data, the first step in the tracking process, were then reported only in summary form by police agencies. This prevented identifying and matching subsequent disposition activity with the individual arrestees. The district attorneys reported to the Bureau of Criminal Statistics (BCS) on all felony complaints disposed of in lower courts as well as felony filings and disposition data on persons disposed of in superior courts. Separate reports were received for persons placed on probation and for those committed to state correctional institutions.

The first serious effort toward the development of an offender-based criminal justice statistical reporting system in California was made in 1966. At that time, as part of a pilot study, BCS established an individual reporting system based upon a line-item register that was completed monthly for felony arrests made by 20 law enforcement agencies in three counties. For one year the transaction reporting from all sources within these three counties was integrated to form a comprehensive offender-based transaction reporting system. The development of the SEARCH (System Electronic Automatic Retrieval Criminal Histories) program by LEAA on a national level gave emphasis to the creation of an offender-based transaction statistics system. It was only natural that California, the only state that had already undertaken the development of such a system, became a part of the SEARCH project in 1968 and receive financial support from the project to expand the individualized accounting system already started.

In 1969, 77 law enforcement agencies in 12 counties became active in the Project SEARCH OBTS system of reporting criminal justice data. This 12-county study reaffirmed the soundness of the OBTS concept. It also demonstrated the need for certain changes in the method of data collection. The separate reporting systems for felony arrests and court dispositions proved extremely difficult to coordinate and resulted in numerous omissions, as well as errors, in the data. It was evident that a single consolidated reporting form was needed in order to provide continuity in the transactions reported as the adult felony arrestee proceeded from his arrest to the ultimate disposition of his case.

To meet the need for a consolidated reporting form, the "Disposition of Arrest and Court Action" form (JUS 8715) was developed after experimental use in San Diego County during 1971 and 1972. This single reporting form was tested and proved to be workable. With minor modifications, the JUS 8715 form was finalized and is now used statewide. This single-page, four-part form replaced several other reporting documents which were formerly submitted to the Department of Justice. (See Attachment VII for original JUS 8715 and Attachment VIII for the revised JUS 8715.)

On January 1, 1973 Los Angeles, Orange, and San Bernardino counties, together with San Diego County, began reporting dispositions of adult felony arrests on the JUS 8715 form. Imperial and Riverside counties were added on July 1, 1973. On December 1, 1973 the use of the JUS 8715 reporting form was expanded statewide. However, since LEAA funding for the OBTS project was not received until mid-1974, it was not possible to hire and train personnel to process the total volume of 1973 JUS 8715 disposition documents received by BCS.

Consequently, for the 1973 data year, BCS coded a 25 percent random sample of the JUS 8715 forms received from Los Angeles, San Diego, Orange, and San Bernardino counties. The sample included those persons arrested on felony charges after January 1, 1973 who had a final disposition recorded between July 1, 1973 and December 31, 1973. This sample was somewhat weighted in favor of those dispositions that occurred at the law enforcement level, rather than at the court level, since many of the court dispositions were not completed until after the December 31 date for the sample group. An initial OBTS data base containing 11,076 dispositions was established from these four southern California counties for 1973. These data represent a six-month, 25 percent sample of felony arrest dispositions.

BCS hired and trained personnel to code all of the 1974 JUS 8715 disposition documents received from the above four original OBTS counties. A data base of 107,578 felony arrest dispositions was established for 1974. The 1975 OBTS data base contained 174,069 felony arrest dispositions received from 56 counties. In 1976, 157,537 dispositions were reported to BCS by criminal justice agencies in 57 counties (excluding Santa Clara County), and 145,525 dispositions were reported by 57 counties in 1977. The 1978 disposition year data will contain final dispositions as reported from all 58 California counties.

THE NEED FOR OBTS TRAINING

After years of planning, developing, and implementing the OBTS system in California, it became apparent that criminal justice agencies needed to be trained in three specific areas:

1. The various types of report formats that were readily available.
2. The way the OBTS data should be interpreted.
3. The ways in which local criminal justice agencies could use the OBTS data in their operations.

In order to meet this need, the Bureau of Criminal Statistics applied for a federal grant to provide necessary training to statewide criminal justice agencies in the availability, interpretation, and use of OBTS data. A grant of \$59,975 was approved by LEAA to provide funding for one Research Manager with BCS to plan, organize, develop the curriculum, and conduct the statewide training effort from July 1, 1977 to June 30, 1978. A financial statement of all grant expenditures during this period is documented in Attachment V.

PHASE I - PLANNING AND DEVELOPMENT

With the implementation of the LEAA grant on July 1, 1977, the project was already well into the planning and development phase. The entire project required an immense amount of planning and coordinating of details.

A. OCJP Advisory Committee

In order to achieve the greatest degree of cooperation between state and local agencies, the State Office of Criminal Justice Planning (OCJP) was asked to request the regional directors to schedule a brief presentation on the purpose and plan for the OBTS workshops at their April 28, 1977 meeting. A proposed training program was presented to them for their consideration. Their vote was immediate and unanimous - to assist BCS in coordinating statewide meetings in their respective 21 regions in order to train criminal justice agencies in the availability, interpretation, and use of OBTS data.

An advisory committee of five persons was designated to work with the project manager and to review the proposed presentation before it was released in the field. This advisory committee provided direction as to what type of general presentation would be most acceptable to the primary target group - the criminal justice administrators and planners. A summary of "A Proposed Program for Training 21 Regional Criminal Justice Planning Agencies and Local Reporting Agencies in the Interpretation and Use of 1976 Offender-Based Transaction Statistics (OBTS)" is found in Attachment I.

B. The Project Work Plan

The next step was to develop a detailed and comprehensive work plan (whereby each step in the one-year project would be outlined in great detail) together with the time schedule for the completion of each step or milestone. This work plan is contained in Appendix I and received final approval on June 10, 1977.

C. The Content and Curriculum

It took approximately three months to develop the curriculum, supplementary handout materials, and slide presentation for the three-hour workshop presentation. A script of the 45-minute slide presentation is contained in Appendix II. Cassette tapes of selected workshops are also available upon request from BCS.

PHASE II - EXECUTION OF THE 33 OBTS WORKSHOPS

After a review of the proposed workshop presentation by the OCJP advisory committee and the Division of Law Enforcement, the training project was implemented on September 14, 1977 in Orange County. Orange County was selected because they had had a longer exposure to the availability of OBTS data and were familiar with various ways in which the data could be used. In fact, they served as a major resource in obtaining documented examples of how agencies in that county had actually put the OBTS data to use.

For a period of seven months, 33 OBTS workshops were held throughout the state. To ensure the best possible attendance, a letter of invitation was mailed from the Division of Law Enforcement to all criminal justice agencies on August 12, 1977 outlining the dates, times, and places of the 33 scheduled meetings (Attachment II). In addition, prior to each workshop, reminder letters were sent from each regional criminal justice planning board to the agencies within that region. (See Attachment II A for sample letter.) Also, all law enforcement, prosecutor, probation, court, and other planning agencies who did not respond to the letter of invitation were called by phone to inform, remind, and urge them to be represented at the workshops. Finally, news articles were placed in selected magazines which reached people in the criminal justice community. One such article appeared in the August 1977 issue of "Prosecutor's Brief," a news journal of the California District Attorneys' Association.

Through this intensive effort of personal, written, and verbal contacts, almost 1,000 persons from statewide criminal justice agencies attended and participated in the training sessions.

PHASE III - ANALYSIS AND CRITIQUE

A. Workshop Attendance

There were 33 statewide OBTS workshops held during the seven-month period from September 1977 through March 1978. A total of 987 persons attended these training sessions.

The number of participants varied from a high of 51 persons in workshops held for large metropolitan areas or for multiple counties to a low of 8 persons for workshops held in smaller communities in remote areas of the state. An average of 30 persons attended each of the 33 training seminars. The total attendance, by workshop number, is indicated in the following table.

ATTENDANCE STATISTICS FOR THE 33 OBTS WORKSHOPS

Workshop number	Counties served	Total attendance	Different agencies represented
1	Orange	51	30
2	Los Angeles	40	20
3	Los Angeles	37	18
4	Shasta, Siskiyou, Tehama, Trinity, Lassen, Modoc	46	31
5	Kern	32	16
6	Butte, Glenn, Colusa, Plumas	21	12
7	Humboldt, Del Norte	13	9
8	Mendocino, Lake	25	16
9	Sacramento, El Dorado, Yolo, Placer	34	21
10	Sutter, Sierra, Nevada, Yuba	20	12
11	Sonoma, Marin	23	16
12	Napa, Solano	26	16
13	Santa Clara	40	21
14	Stanislaus, Merced, Mariposa, San Joaquin	51	33
15	San Francisco	25	15
16	Los Angeles	18	11
17	Contra Costa	29	7
18	San Diego	42	19
19	San Diego	8	5
20	Tuolumne, Amador, Calaveras, Alpine	16	11
21	San Luis Obispo	22	13
22	Santa Barbara	25	14
23	Ventura	30	22
24	San Mateo	29	16
25	Riverside	16	13
26	Inyo, Mono	12	6
27	Los Angeles	51	33
28	Alameda	37	22
29	Imperial	18	12
30	Monterey, Santa Cruz, San Benito	48	23
31	San Bernardino	50	25
32	Fresno, Madera	21	17
33	Tulare, Kings	31	20
Totals			
33 Workshops	58 Counties	987 Participants	575 Agencies

The purpose of the OBTS project was to inform and train state, county, and local criminal justice agencies in the availability, interpretation, and use of the 1976 OBTS data. The target group, for which the program content was directed, was comprised of administrators, planners, and fiscal and budget personnel who could use the OBTS data in practical applications within their own respective criminal justice agencies.

It is estimated that approximately 75 percent of the total participants fell within this target group. Another 15 percent of the workshop attendees were usually "delegated" to attend the training session by their superiors. This occurred most frequently in situations where the lower or superior court administrator or judge was not available to attend the workshop but delegated attendance to a subordinate worker, usually a clerk who was familiar with the JUS 8715 system and who completed the JUS 8715 reporting form.

Despite letters from the Department of Justice and the 21 regional offices of criminal justice planning, plus numerous telephone calls to local agencies, a few persons, estimated to be approximately 10 percent, came to the workshops thinking that they were going to receive training in the completion of the JUS 8715 form. Even though this group was basically unconcerned about the end products of the JUS 8715 reporting system, the vast majority of them were very interested in the presentation and expressed that they received a new appreciation for the clerical work they do in completing the JUS 8715. Comments such as "I never realized before how important it is to complete the JUS 8715 form accurately, clearly, and quickly" seemed to be typical of the responses of this small group.

B. Agency Participation

1. Reporting Agencies

The OBTS system is designed to statistically record the progress of an individual at all the major decision points in the criminal justice system from the time of arrest for a felony offense to the point of final disposition. That final disposition may occur at the police, prosecutor, municipal court, or superior court level. The OBTS workshops were designed to help administrators and planning personnel at these four specific levels of the criminal justice system learn about the availability, interpretation, and use of the OBTS data.

2. Probation Department Representation

In addition to asking law enforcement agencies, prosecutors, and courts to send representatives to the OBTS workshops, the 58 county probation departments were also encouraged to attend. The probation department does not presently participate in reporting disposition data via the JUS 8715 system. However, since "straight probation" and "probation and jail" sentences are frequently rendered to convicted defendants by California lower and superior courts, there were good reasons for inviting representation from the various county probation departments to learn about the OBTS data relating to probation sentences.

Furthermore, announcements of the OBTS training were sent to other public and private institutions which might be interested in learning how to use the disposition data available through the OBTS system.

The 987 participants attending the 33 statewide OBTS workshops were from 575 different criminal justice agencies. Table 1 indicates that 250, or 43.5 percent, of the total agencies attending were law enforcement agencies. The second largest category was from the municipal or justice court level which represented about 21 percent of the total agencies in attendance. This ratio was anticipated since there are many more individual law enforcement and municipal and justice court agencies in each county than there are district attorney offices, superior courts, or probation departments.

3. "Other" Criminal Justice Agencies

There were a variety of "other" agencies attending the training sessions apart from the five major categories of criminal justice agencies indicated in Table 1. Representation from these other agencies accounted for 15 percent of the total number of agencies which received the OBTS training. Many counties elected to send administrators and planners from the Electronic Data Processing (EDP) departments within the county. Concerns were verbalized about how some counties could work toward an automated system of disposition reporting rather than by the manual system using the JUS 8715 form. Other EDP agencies were simply interested in seeing the types of data output available from the state system, and in determining if there were feasible applications of those data formats to local data collecting and processing efforts within their own county. Participants from the area of data processing were the largest single identifiable group classified in the "other" agency category.

Following is a partial listing of some of the additional "other" types of agencies or organizations which attended the OBTS workshops:

1. Utah Department of Public Safety
2. Computer Science Corporation
3. Chief Administrative Office (multiple counties)
4. Criminal Justice Training Center
5. Federal Public Defender's Office
6. Public Defender (multiple counties)
7. Career Criminal Program
8. Mayor's Council on Criminal Justice
9. Fiscal and Justice Agency

10. Computer Planning Organization
11. Correction Services Agency
12. Justice Information System Project
13. System Improvement Project
14. Department of Public Safety
15. State Office of Criminal Justice Planning (OCJP)
16. Regional Criminal Justice Planning Boards (from 21 regions)
17. Record Security Unit - Department of Justice
18. Field Services Section - Department of Justice

4. Agency "Attendance Potential" Comparison

The participating agency data displayed in Table 1 show the number and proportion of different types of agencies that comprise the total 575 participating agencies. From these data it appears that the law enforcement agencies (43.5 percent) and the municipal or justice courts (20.9 percent) had a much better attendance record than did the district attorneys' offices (6.4 percent), superior courts (7.1 percent), or probation departments (7.1 percent).

As already mentioned, this type of comparison was anticipated because there are so many more individual law enforcement agencies and lower courts than there are individual agencies in the other categories. For example, in Los Angeles County there are approximately 60 separate law enforcement agencies and about 33 municipal and justice courts whereas there is only one county district attorney's office, one superior court, and one probation department. While many agencies at all levels sent more than one representative to the workshop sessions, it was only natural that the preponderance of attendees were from law enforcement or lower court jurisdictions.

The data in Table 2 make a comparison between the actual number of agencies attending the training sessions and the estimated potential total number of agencies in each category which could have attended the workshops. An analysis of these data indicates that municipal and justice court agencies had the highest proportion (77.4 percent) of attendees in relation to the total number of estimated lower court agencies which potentially could have attended. The enthusiastic turnout at the lower court level may be largely attributed to the dedicated efforts of an Office Assistant II in the Bureau of Criminal Statistics who personally called most of the municipal and justice courts in the state over the six-month period to remind them of the workshops and encourage their attendance.

Lower courts were followed closely by representation from the superior court level and the county probation departments, each of which registered about 71 percent of the total number of potential agencies which could have attended. Slightly over one-half (52 percent) of the total possible number of statewide law enforcement agencies were represented at the OBTS workshops.

C. An Analysis of Participant Responses

At the conclusion of each of the 33 OBTS workshops, the participants were asked to evaluate the workshop by completing a critique. Three major categories were to be evaluated: the workshop content, the instructor, and the visual aids. In addition, an opportunity was given for participants to indicate whether their agency used OBTS data, the most and least interesting areas of the workshop, and any additional comments or questions they wished to make. (See Attachment III for OBTS Workshop Critique form.)

Of the 987 persons attending the presentations, 801 completed a critique. This was a completion factor of about 80 percent and provides an excellent sample basis upon which to evaluate the various elements that were presented at each session. (See Table 3 for a summary of the completed critiques.)

1. Workshop Content

Under this general category there were six factors to evaluate. Participants could indicate their evaluation of each factor by the following grading scale: "Excellent," "Good," "Average," "Fair," or "Poor." In the following analysis of Table 3, all percents have been rounded to the nearest whole number.

Factor 1 - "The Coverage of the Subject Matter Was ..."

Much of the subject matter that was presented was very technical and highly complex data. Of the 801 respondents, 43 percent judged that the coverage was "excellent" with another 52 percent rating it as "good." A combination of these two ratings indicates that over 95 percent of the participants judged the coverage of the subject matter presented to be above average.

Factor 2 - "The Material Was Presented Clearly and Understandably ..."

This factor impacts the manner in which complex and technical data were translated into meaningful words and phrases which were clearly presented and understandable to the listener. Keep in mind that the overall audience was quite diversified, coming from both administrative and clerical backgrounds and with varying degrees of previous exposure to or experience with the OBTS data.

Ratings of "excellent" were given to this factor by a full one-half of all participants completing a critique. Another 44 percent rated the clarity of the presented material as "good" for an overall above-average rating of 94 percent.

Factor 3 - "The Time Allocated to Each Section of the Workshop Was ..."

The average length of the entire workshop was approximately two and one-half hours. The range of times at various workshops varied from two hours to three and one-quarter hours. There were several variables which affected the length of the workshop and the time allotted to each segment within the two major parts. These variables included:

- The size of the group
- The balance of the group. For example, if there was a very low representation from the court levels, less time was devoted to those agenda items which would have been of primary interest to court personnel.
- The responsiveness of the group. Frequently, the discussion or number of questions raised by the participants themselves affected the time allocation of the various segments.
- The scheduled time of the workshop. Most of the workshops (72.7 percent) were scheduled from 9:00-12:00 in the morning or 1:00-4:00 in the afternoon. A few chose to start late in the morning and go from 9:30-12:30, and some chose to bridge the lunch hour with 10:00 a.m. to 2:00 p.m. workshops. Experience proved that the first two time slots were the most effective. Workshops which started at 9:30 a.m. or were held in midday were generally less effective in regards to the time allocation of the various parts of the workshop.

The participants judged the time allotted to each section of the workshop to be excellent (25 percent), good (59 percent), and average or below (16 percent). One comment frequently expressed was that there was so much material compacted into such a relatively short time that it would be better to have either less material presented in the same time or the same amount of material presented in more time.

Factor 4 - "The Discussion at the Workshop Was ..."

This factor was most often influenced by the degree of prior exposure that the workshop participants had with the OBTS data. Counties in Southern California, where the OBTS data have been available for four years, generally had fewer questions than counties where the data had only been available for two years.

The content of the presentations was directed specifically to county administrators and planning personnel. Those participants at the clerical level, whose responsibilities were primarily devoted to the completion of the JUS 8715 form, tended to ask fewer questions than did their administrative counterparts.

Out of 801 respondents, only 60 percent rated the discussion above average with 40 percent rating the discussion average or below. A frequent comment by attendees was that the instructor should have provided more time for discussion. The presentation of so much material in a relatively short time span adversely affected the allotment of more discussion time. Generally speaking, this factor received the lowest ratings by participants.

Factor 5 - "The Facilities for Holding the Workshop Were ..."

The 21 individual regional criminal justice planning boards were responsible for securing adequate facilities for the 33 OBTS workshops. Since neither the local planning boards nor the Bureau of Criminal Statistics had funding available to rent facilities, the locations were often determined by their cost-free availability.

A wide variety of sites was selected for the OBTS training effort. These included the following types of facilities:

- | | |
|----------------------------|--------------------------|
| - Law enforcement agencies | - Libraries |
| - Council chambers | - Administrative centers |
| - Courtrooms | - Airport meeting rooms |
| - Training centers | - Social halls |
| - College classrooms | - Conference rooms |

The best facilities were in the training center locations where there was a wide range of equipment available including tables or classroom-type chairs. The poorest facilities were in the city hall council chambers, courtrooms, or Board of Supervisor rooms where the seating was in auditorium fashion. This type of facility offered no tables for participants to use and no nearby access to wall space upon which wall-sized charts, essential for the presentation, could be displayed.

Approximately one-third of the workshops were held in auditorium-style facilities which were not conducive to good audience participation. The multiplicity of handout materials almost mandated the use of tables so that participants could lay out comparative tables and charts side-by-side and have a firm writing surface. Eight of the workshops were held in law enforcement agencies, usually in the police squad rooms or similar training facilities. Most of the other training sessions were held in some type of conference room or classroom setting.

Of the 801 respondents completing the workshop critique, about 72 percent rated the facilities above average, with 27 percent rating them as excellent. The remaining 28 percent rated the facilities as average or below.

Factor 6 - "My Overall Evaluation of the Workshop Was ..."

The intent of this rating factor was for the participant to judge the total overall impact and effectiveness of the entire workshop experience. It was designed to represent each individual's combined responses to the first five specific rating factors.

The largest single category rated was evaluations of "good" which represented the opinion of six out of every ten participants. Another three and one-half out of every ten persons judged the overall workshop experience to be "excellent." In other words, 93 percent of all attendees reporting judged the OBTS workshops to be well above average. Only eight out of 801 respondents felt that the workshop was below their average expectations of a workshop experience.

A large majority of the persons at each workshop expressed their personal feeling that the OBTS workshops met a vital need in helping them to learn about the availability of a wide range of statistical resource data and how to interpret that data and put it to practical use in their local agencies.

2. The Instructor

The person selected to develop the curriculum and plan, coordinate, and lead the statewide OBTS training effort was a Research Manager I from the Bureau of Criminal Statistics. (See Attachment IV for a detailed duty statement and job description.)

Workshop participants were asked to "evaluate the instructor's overall effectiveness on the basis of the following criteria: organization, preparation, communication, teaching skills, and attitude" and indicate this appraisal on a rating scale of 1 (poor) to 5 (excellent).

Of the 801 respondents who returned a workshop critique, well over one-half (57.4 percent) of the attendees rated the instructor's capabilities as "excellent." Out of the 10 individual rating factors on the critique, this single factor had the highest overall proportion of "excellent" ratings.

Another 34 percent of the workshop participants evaluated the overall effectiveness of the instructor as "good." Combining these two categories, more than nine out of every ten (91.7 percent) persons attending the workshops and completing a critique felt that the instructor's overall performance was above average.

Of the 801 critiques received, almost 5 percent did not complete the rating factor for the instructor. Of those persons who did complete the instructor's rating factor, only 28 out of 763 persons (3.7 percent) evaluated his effectiveness as either "average" or "poor." No "fair" ratings were received.

A general summary of the overall evaluation of the OBTS workshop and the instructor, by each category of agency attending the training sessions, may be found in Table 4.

3. Visual Aids

There were four types of visual aids used in the OBTS workshops. These included wall charts, flip charts, handout materials, and a slide presentation which was only used in the first eight workshops.

a. Wall Charts and Flip Charts

The wall charts consisted of photographic enlargements of the six-page 1976 statewide disposition tree. The size of each enlargement was 42 inches by 60 inches.

The OBTS concept of tracking individual adult felony arrestees from the point of arrest to the point of final disposition stimulated the development of the disposition tree format. This type of data display shows the level and reason each arrestee/defendant filtered out of the California criminal justice system. This type of format indicates the actions which were taken at the major decision points as the arrestee/defendant progressed through the state's criminal justice process.

1. Felony Disposition Summary

The first three pages in the six-page disposition tree report contain a Felony Disposition Summary for the police and prosecutor, lower court, and superior court. Both numeric totals and percent calculations are indicated at each level shown. These data enable the user to see the number and proportion of the dispositions which have occurred at each level of the criminal justice system.

2. Elapsed Time Reports

In addition to displaying numeric and percent data, the disposition tree report contains a series of elapsed time reports. These elapsed time data appear as the last three pages in each six-page disposition tree. These reports show the average elapsed time in days from the date of felony arrest to the date of the final disposition, regardless of whether that disposition takes place at the police, prosecutor, lower court, or superior court levels.

The general format of both the Felony Disposition Summary and the Elapsed Time Report is identical; the only difference being that numeric and proportional data are shown on the former, while elapsed time data in days are shown on the latter. Elapsed time data are computed automatically and are based upon the dates which are reported on the JUS 8715 form by local agencies as the individual progresses through the various levels of the criminal justice system.

The flip charts used in the workshop presentation were enlargements of several of the key handouts contained in each participant's packet of materials.

In evaluating the utility and effectiveness of the wall chart enlargements, 38.3 percent rated them as "excellent," with an additional 50.4 percent of the workshop participants rating them as "good." A combined "above average" rating of 88.7 percent was registered by the attendees.

b. Handout Materials

A packet of handout materials was given to each person attending the OBTS workshop. These packets contained 17 different handouts which were used throughout the three-hour presentation. These handouts provided numerous examples of how the OBTS data could be used by local agencies as well as reference and resource materials which were needed to accurately interpret the 1976 data. (See Appendix III for a complete listing of handouts distributed to each participant and Appendix IV for a sample workshop packet.)

Out of 801 persons completing the workshop critique, over half of the participants (53.1 percent) rated the handouts as "excellent." Out of the 10 individual rating factors on the critique, this factor had the second highest overall proportion of "excellent" ratings. Combining the "good" ratings reported for this factor, over 93 percent of the workshop participants felt that the handout materials were well above average. Only about 3 percent rated the handouts below average, with 4 percent of the attendees not completing this rating factor.

The handout materials were rated to be the most significant visual aid used in the workshop presentations.

c. Slide Presentation

Early preparations for the workshop itinerary included the development of a 45-minute color slide presentation which traced the processing steps of the JUS 8715 reporting form as it progressed through the Sacramento County criminal justice system.

A series of 160 slides were taken to depict the processing activities at the law enforcement, prosecutor, lower court, superior court, Department of Justice (DOJ) Quality Control Unit, Bureau of Identification (BID), and BCS levels of the criminal justice system. A 34-page script was also prepared which contained a detailed narrative description of all phases of the JUS 8715 reporting system. (See Appendix II.)

A preliminary review of the slides and script by the OCJP advisory committee resulted in major modifications to this proposed section of the workshop presentation. Most of the slides described the clerical processing of the JUS 8715 at county and state levels of the California criminal justice system. The OCJP advisory committee felt that these detailed clerical procedures would not be of interest to the principle target group of the workshops - the criminal justice planners and administrators who are more interested in how to interpret and use the data than in how the data are processed.

After major modifications to the slide presentation, it was tested in the first eight workshops. The logistics necessary for the most effective use of a slide presentation (e.g., projector, screen, lighting, seating, etc.) in a different location for each workshop did not prove to be feasible.

197 persons viewed the slide presentation in the first eight workshops and evaluated its effectiveness. Of those 197 persons completing a critique on the slide presentation:

24.4 percent rated it as excellent
45.7 percent rated it as good
16.8 percent rated it as average
10.6 percent rated it as fair
2.5 percent rated it as poor

100.0 percent of participants evaluating the slide presentation.

With only about 70 percent of the viewing audience rating the slide presentation above average, it was determined to discontinue this visual aid portion of the workshop program after the eighth workshop.

Beginning with Workshop 9, a photographic enlargement of an abbreviated flow chart (contained in the packet of handout materials) was substituted for the slide presentation. Lecture material was presented to trace the flow of the JUS 8715 reporting form through the various processing levels of the criminal justice system. This major modification appeared to be well accepted by the participants attending Workshops 9 through 33.

4. General Comments

The critique provided workshop participants with the opportunity to express their feelings in narrative form about the overall workshop experience. While there were six general questions designated to evoke a written response, only the first question was objective and measurable. The other areas of responses were subjective and therefore not precisely measurable.

In response to the inquiry, "Does your agency use OBTS data?", over half of the 801 workshop participants (54.7 percent) indicated a negative response. Another 14.5 percent were unsure as to whether their superiors knew about and used the OBTS data and did not indicate a response to this question. While about 31 percent of the participants did indicate that their agencies used the OBTS data, it does not appear that this response is altogether accurate.

Of the 987 persons attending the OBTS workshops, 297 (30.1 percent) were from the four southern counties of Los Angeles, San Diego, Orange, and San Bernardino. Criminal justice agencies in these counties have been exposed to OBTS data since the 1973 disposition year whereas the other 54 counties in the state have only had OBTS data available to them since the 1975 disposition year. Therefore, with two additional years of exposure to the OBTS system and the data produced through that system, agencies in the four southern counties would generally have a much higher proportion of "yes" answers to this question than would representatives at the workshops from the other 54 counties which have had two years or less exposure to the data. In other words, with about 30 percent of the workshop participants being from counties which have had accessibility to the data for two years longer than counties in the rest of the state, their "yes" answer to this question tends to give the impression that more persons/agencies do use the OBTS data than is actually the case.

In a subjective attempt to ascertain a more realistic response to this question, the instructor asked the attendees at the last 11 workshops to indicate by a show of hands their response to the following question: "How many of you have seen data displayed in the disposition tree format before or think that it has been used in your agency?"

In response to this question, asked of approximately 350 workshop participants, only about 15 percent responded affirmatively. This hand-tally survey seems to indicate that a large majority of workshop participants in the last 11 workshops (about 85 percent) had no prior exposure to the availability, interpretation, or use of the OBTS data as disseminated in its disposition tree format.

Whether this subjective estimate of only 15 percent is accepted, or the more objective tally of 31 percent from the critiques, it must be said that the overall objective of informing contributing agencies about the availability, interpretation, and use of OBTS data was a highly successful effort undertaken by the Department of Justice.

PHASE IV - OUTGROWTHS FROM THE OBTS WORKSHOPS

As a result of this statewide training effort by the Division of Law Enforcement (DLE), there were several immediate and visible responses made by criminal justice agencies around the state.

A. Letters of Commendation

Many letters of praise and commendation for DLE and BCS were received from criminal justice agencies around the state.

These agencies responded in a very enthusiastic and positive manner to the OBTS workshops which were presented in their respective areas. The participants expressed the fact that many persons and agencies had not known about the wide variety of disposition data reports that were available through the OBTS reporting system. Others knew of the data but were unfamiliar with a basic understanding of how to interpret the disposition tree format. Only a few of the workshop participants knew about both the wide range of reports available and how to interpret the data, but this group lacked precise examples on a variety of ways in which the OBTS data could be put to practical use within their specific agency or county.

The content of the OBTS workshop was designed to meet the needs of all three groups of participants. The following were discussed during the workshop presentations: information on the wide variety of reports which could be generated upon request; techniques on how users should interpret the data format; and at least 24 different applications of the OBTS data to meet various agency needs. These many letters of response express appreciation to DLE for sponsoring such a worthwhile project of significant interest and assistance to local criminal justice agencies.

B. State Conference Presentations

Another outgrowth or result of the OBTS workshops was the invitation for the workshop instructor to speak at three major annual conferences around the state.

1. CPOA Conference

The California Peace Officers' Association (CPOA) met in Newport Beach on May 14-18, 1978.

2. Municipal Court Clerks Conference

The Association of Municipal Court Clerks held their Northern Spring Conference in San Mateo on May 20, 1978.

3. CLEARS Conference

The California Law Enforcement Association of Record Supervisors (CLEARS) met in San Luis Obispo on May 25-26, 1978.

At each of these three annual conferences of criminal justice personnel, a presentation about OBTS data was given. An eight-page handout, containing the 1977 statewide OBTS disposition tree and data limitations, was printed and distributed to all the delegates. In addition, an analysis of the 1977 OBTS data, by individual county, was prepared for delivery to conference attendees. This analysis highlighted the "top ten" counties with total reported 1977 dispositions exceeding 3,000, and evaluated, based on the reported data, such significant criminal justice information as which county had the highest or lowest proportions of:

- . law enforcement releases
- . warrant arrests
- . complaints requested
- . complaints denied
- . felony complaints filed
- . misdemeanor complaints filed
- . lower court dispositions
- . lower court dismissals
- . lower court convictions
- . superior court dispositions
- . superior court convictions
- . overall conviction rate (lower and superior courts)
- . persons committed to prison who were originally arrested on felony charges.

This type of analysis and presentation again demonstrated the versatility and importance of OBTS data in evaluating the state and county criminal justice system.

C. Increased Requests for OBTS Data

On May 22, 1978 a letter from the Assistant Director of the Identification and Information Branch of DLE was sent to the 1,000 persons who attended the OBTS workshops (Attachment VI).

This letter contained the 1977 statewide disposition tree and informed criminal justice agencies that 1977 OBTS data were now available upon request by:

- | | |
|---------------------------|------------------------------|
| 1. County | 6. Age |
| 2. Law enforcement agency | 7. Race |
| 3. Judicial district | 8. Sex |
| 4. Arrest offense | 9. Prior criminal record |
| 5. Convicted offense | 10. Existing criminal status |

This follow-up contact to the actual workshops triggered an avalanche of special requests for OBTS data from law enforcement agencies, prosecutors, courts, and other criminal justice planning agencies throughout the state. The majority of California agencies now know about OBTS data, and are asking for it and beginning to use it in their agencies. This more than justifies the estimated expenditure of about \$50,000 of LEAA funds to train California's criminal justice community in the availability, interpretation, and use of OBTS data.

D. Out-of-State Request for OBTS Training

A final outgrowth of the OBTS workshops was the invitation to the instructor to travel to Springfield, Illinois to present a 1-2 day seminar for 20 top managers and administrators in the Illinois Department of Law Enforcement.

The success of the California OBTS workshops prompted our Illinois OBTS counterparts to request a full orientation and training course for their personnel who are now plowing ground which the California OBTS system broke five years ago. The Illinois DLE paid all travel and per diem expenses to the BCS instructor who conducted the workshop on June 20, 1978. Final authorization was secured from the Office of Criminal Justice Planning and the Governor's Office for this out-of-state training program for Illinois OBTS personnel.

Other states such as Florida and Georgia have sent delegations to the California Bureau of Criminal Statistics to observe first-hand how criminal justice disposition information is reported, processed, analyzed, and used within the state. These one-to-two day orientation and training seminars have proved to be very beneficial to those states which are in the early phases of developing and implementing their own OBTS system.

CONCLUSIONS

In evaluating the overall effectiveness of the OBTS workshops, this report has taken into consideration the following resources:

- The subjective "feelings" of the instructor
- The verbal responses of the participants
- The written evaluations of about 80 percent of the persons who attended the workshops
- The letters of praise and commendation directed to DLE and BCS from criminal justice agencies around the state

All indications from these criteria point to the fact that this one-year project funded by LEAA, sponsored by OCJP, and conducted by BCS, was an overwhelming success.

In summary, perhaps the evaluation by the Associate Deputy Director of the Office of Criminal Justice Planning best expresses the impact that the OBTS workshops had on California's criminal justice agencies:

"A number of CCCJ Regional Directors have informed me that the OBTS seminars ... throughout the state were extremely well done. They felt the presentation was excellent and that data was timely, as well as very useful in analyzing local criminal justice performance I hope that these types of training programs can be continued as more and more agencies become aware of the usefulness of OBTS data."

ATTACHMENTS

ATTACHMENT I A PROPOSED PROGRAM FOR TRAINING 21 REGIONAL CRIMINAL JUSTICE PLANNING AGENCIES AND LOCAL REPORTING AGENCIES IN THE INTERPRETATION AND USE OF 1976 OFFENDER-BASED TRANSACTION STATISTICS (OBTS)

BACKGROUND

The California OBTS effort has produced a 1974 data base of 107,578 dispositions of adults arrested on felony charges in Los Angeles, San Diego, Orange, and San Bernardino counties. For the 1975 disposition year, the OBTS data base includes 174,069 dispositions from 56 counties, excluding Alameda and Santa Clara counties. These data were reported to BCS on the "Disposition of Arrest and Court Action" form (JUS 8715). A 1976 data base of approximately 160,000 dispositions will be completed by mid-1977.

With the increased availability of OBTS data to counties and local criminal justice agencies around the state, the Bureau of Criminal Statistics (BCS) has requested and received an LEAA grant (Number 76-SS-09-0007) to increase the utilization of the OBTS data developed under the California Comprehensive Data System.

PURPOSE

The purpose of the nine-month, \$59,975 grant is to develop a model program which can be used to train state, county, and local criminal justice agencies in the interpretation and use of the 1976 OBTS data.

SCOPE

Training will be provided to the California Office of Criminal Justice Planning, each of the 21 regional planning agencies, local agencies (e.g. police, prosecutors, lower and superior court personnel), LEAA, and any other persons/agencies who are interested in OBTS data for statistical or planning purposes. Approximately 30-35 meetings will be held around the state beginning in September 1977.

CONTENT

BCS will develop the entire training program. Half-day workshops (approximately three hours in length) will include the following elements:

- A color slide presentation on the JUS 8715 reporting system; the flow of the form from the point of arrest to the point of final disposition; data entry responsibilities at each disposition level; distribution of the completed JUS 8715 document; processing of the statistical data by BCS; and types of data output available to contributing agencies.
- Distribution of disposition data. This will include published 1975-1976 OBTS data and 1976 data on the dispositions of felony arrests in every law enforcement agency and county within each of the 21 regions, excluding Santa Clara County.
- An explanation of various ways to interpret and use the 1976 OBTS data. The utilization of disposition data by arrest offense, age, race, and sex by local planning agencies.
- There will also be ample opportunity for local agency personnel to ask questions about the reporting of criminal justice data and the interpretation of the data that are eventually produced.

PLAN

BCS has requested the cooperation of the State Office of Criminal Justice Planning (OCJP) in achieving the objectives of the OBTS grant. BCS wishes to contact the Association of Regional Planning Directors to request their assistance in setting up these training workshops in order to reach as many local agencies within each region as possible.

The use of an Advisory Committee within the Association of Regional Planning Directors has been suggested as a possible means for:

- Coordinating the meetings around the state
- Establishing a schedule for the meetings
- Selecting a suitable site for each workshop
- Assisting in contacting local police, prosecutor, court, and probation personnel about the workshops
- Providing a supportive role in this cooperative effort

PARTICIPANTS

The following agency personnel may be called upon to actively participate in the workshops:

- A representative from the State OCJP at selected regional meetings, as required
- The Regional OCJP Director or delegate
- A BCS/OBTS Research Manager
- A BCS/OBTS Coding Supervisor, as required
- A representative from the Field Services Section, Department of Justice



Department of Justice

DIVISION OF LAW ENFORCEMENT
3301 "C" STREET
SACRAMENTO 95816
(916) 322-4350

August 12, 1977

To: California Criminal Justice Agencies

Offender-Based Transaction Statistics (OBTS)

1976 Data and Statewide Workshops

1976 Data

Enclosed are several summary tables showing the 1976 dispositions of adults arrested on felony charges in your county and statewide (i.e., 57-county total excluding Santa Clara County). This information is the result of the OBTS reporting system and includes data on felony arrest dispositions at the police, prosecutor, lower court, and superior court levels of the California and county criminal justice system as reported by local agencies on the "Disposition of Arrest and Court Action" form (JUS 8715).

OBTS Workshops

The Bureau of Criminal Statistics (BCS) has received a special federal grant to provide assistance to local criminal justice agencies in the interpretation and use of 1976 OBTS data. A series of 35 half-day workshops has been scheduled in cooperation with the 21 regional criminal justice planning agencies. A schedule of those meetings is enclosed for your information and use.

These workshops will begin in September 1977 and continue through March 1978. It would be very beneficial for those members of your staff who use the OBTS data for planning or budgeting purposes to attend the meeting scheduled for your county. OBTS data for your county and every law enforcement agency in the county will be disseminated there.

A self-addressed, prepaid postcard is enclosed to notify the Department of Justice's Field Services Section of the anticipated attendance from your agency. Please indicate the attendance expected from your agency and return this card by *September 1, 1977*. Facilities for each meeting will be secured by the regional criminal justice planning agencies who are coordinating the workshops with personnel from the Department of Justice.

If there are any questions regarding the enclosed 1976 OBTS data, please call Frank Hirlman at (916) 322-5234. Mr. Hirlman is the Program Manager of the OBTS component which collects, processes, and reports on all dispositions received by BCS on the JUS 8715. Questions regarding the OBTS training sessions may be directed to Dennis Bartholomew at (916) 322-5234 who will be conducting the workshops.

Please make every effort to see that at least one representative from your agency is in attendance.

Very truly yours,

D. H. Speck
DALE H. SPECK, Director
Division of Law Enforcement

ATTACHMENT II

DALE H. SPECK
DIRECTOR

P. O. Box 13281
Sacramento, California
95813

ATTACHMENT II - Continued

OFFENDER-BASED TRANSACTION STATISTICS (OBTS)

Workshop Schedule

The following workshops have been scheduled to assist statewide criminal justice agencies to interpret and use 1976 OBTS data. Representatives from law enforcement, prosecutor, public defender, lower court, superior court, and probation agencies are invited to attend.

This training is being coordinated with the 21 regional criminal justice planning agencies. The specific address of each workshop may be obtained from the regional OCJP offices one to two weeks before the scheduled meeting. The securing of adequate facilities depends upon each agency estimating their attendance on the enclosed postcard and returning it to Field Services Section by September 1, 1977.

Workshop number	Day	Date	City location	Time	OCJP Region	Counties
1.	Wednesday	9-14-77	Santa Ana	1:00-4:00	T	Orange
2.	Thursday	9-15-77	Los Angeles	9:00-12:00	R	Los Angeles
3.	Friday	9-16-77	Long Beach	9:00-12:00	R	Los Angeles
4.	Wednesday	9-21-77	Redding	9:30-12:30	B	Shasta, Siskiyou, Tehama, Trinity, Lassen, Modoc
5.	Friday	9-23-77	Bakersfield	10:00-2:00	N	Kern
6.	Thursday	9-29-77	Oroville	1:00-4:00	C	Butte, Colusa, Glenn, Plumas
7.	Thursday	10-6-77	Eureka	1:00-4:00	A	Humboldt, Del Norte
8.	Thursday	10-13-77	Ukiah	1:00-4:00	A	Mendocino, Lake
9.	Thursday	10-20-77	Sacramento	10:00-2:00	D	Sacramento, El Dorado, Placer, Yolo
10.	Friday	10-21-77	Marysville	10:00-2:00	D	Sutter, Sierra, Nevada, Yuba
11.	Thursday	10-27-77	Novato	9:00-12:00	E	Sonoma, Marin
12.	Thursday	11-3-77	Napa	9:00-12:00	E	Napa, Solano
13.	Thursday	11-10-77	San Jose	9:00-12:00	J	Santa Clara
14.	Thursday	11-17-77	Modesto	9:00-12:00	K	Stanislaus, Merced, Mariposa, San Joaquin
15.	Friday	11-18-77	San Francisco	1:00-4:00	F	San Francisco
16.	Tuesday	11-22-77	Santa Monica	9:30-12:30	R	Los Angeles
17.	Thursday	12-1-77	Concord	1:00-4:00	G	Contra Costa
18.	Thursday	12-8-77	San Diego	9:30-12:30	U	San Diego
19.	Friday	12-9-77	Oceanside	9:00-12:00	U	San Diego
20.	Thursday	12-15-77	Sonora	1:00-4:00	L	Tuolumne, Amador, Calaveras, Alpine
21.	Friday	1-13-78	San Luis Obispo	9:00-12:00	P	San Luis Obispo
22.	Thursday	1-19-78	Santa Barbara	9:00-12:00	P	Santa Barbara
23.	Friday	1-27-78	Ventura	9:00-12:00	Q	Ventura
24.	Thursday	2-2-78	San Carlos	9:00-12:00	H	San Mateo
25.	Thursday	2-9-78	Indio	1:00-4:00	S	Riverside
26.	Thursday	2-16-78	Bishop	9:00-12:00	O	Inyo, Mono
27.	Thursday	2-23-78	Pomona	9:00-12:00	R	Los Angeles
28.	Thursday	3-2-78	Oakland	9:30-12:30	I	Alameda
29.	Thursday	3-9-78	El Centro	1:00-4:00	S	Imperial
30.	Thursday	3-16-78	Salinas	9:00-12:00	M	Monterey, Santa Cruz, San Benito
31.	Thursday	3-23-78	San Bernardino	1:00-4:00	S	San Bernardino
32.	Thursday	3-30-78	Fresno	10:00-2:00	N	Fresno, Madera
33.	Friday	3-31-78	Visalia	10:00-2:00	N	Tulare, Kings

Workshop Summary

1977	
September workshops	6
October workshops	5
November workshops	5
December workshops	4
	<u>20</u>
Total workshops:	35

1978	
January workshops	3
February workshops	4
March workshops	6
Back-up workshops, if required (12-21-77 or 1-6-78)	<u>2</u>
	15



LOS ANGELES REGIONAL CRIMINAL JUSTICE PLANNING BOARD

Hon. Clarence A. Stromwall
Chairman

Ronald F. Weber
Executive Director

M E M O R A N D U M

January 31, 1978

TO: Los Angeles County Criminal Justice Agencies

FROM: Ronald F. Weber *RFW*
Executive Director

SUBJECT: OFFENDER-BASED TRANSACTION STATISTICS (OBTS) WORKSHOP

In cooperation with the California Bureau of Criminal Statistics, the Los Angeles Regional Criminal Justice Planning Board is pleased to announce the scheduling of an Offender-Based Transaction Statistics (OBTS) workshop for the Los Angeles Region on February 23, 1978 from 9:00 a.m. to 12:00 p.m. at the following location:

POMONA CITY HALL
BOARD AND COMMISSION ROOM
505 SOUTH GARVEY AVENUE
POMONA, CALIFORNIA

This workshop is the last of four (4) such workshops to be scheduled in Los Angeles County as part of a special grant to the Bureau of Criminal Statistics, to provide assistance to local criminal justice agencies in the interpretation and use of 1976 OBTS data. The workshop should be beneficial to criminal justice agency representatives from research, planning, budgeting, or administrative sections.

A copy of the workshop agenda has been attached for your information.

Questions regarding the OBTS training session may be directed to Dennis Bartholomew at (916) 920-6165 who will be conducting the workshop or Phillip R. Walker, workshop coordinator for the Regional Board staff, at (213) 627-8681.

I encourage you to make every effort to see that at least one representative from your agency takes advantage of this training.

OBTS WORKSHOP CRITIQUE

All persons attending the OBTS workshop are requested to evaluate the training session. These critiques will be used by the Bureau of Criminal Statistics to evaluate the scope of the material presented, the effectiveness of the presentation, the overall response by user agencies, and ways in which future workshops can be improved.

OBTS Workshop Number _____ Name (Optional) _____
Location _____ Agency _____
Date _____ Area Code _____ Phone Number _____

						(Please circle appropriate rating)				
						Poor	Fair	Average	Good	Excellent
I. Workshop Content:										
1.	The coverage of the subject matter was				1	2	3	4	5
2.	The material was presented clearly and understandably				1	2	3	4	5
3.	The time allocated to each section of the workshop was				1	2	3	4	5
4.	The discussion at the workshop was				1	2	3	4	5
5.	The facilities for holding the workshop were				1	2	3	4	5
6.	My overall evaluation of the workshop is				1	2	3	4	5

II. Instructor:										
Evaluate the instructor's overall effectiveness on the basis of the following criteria: Organization, preparation, communication, teaching skills, and attitude						1	2	3	4	5
						(Please circle appropriate rating)				
						Waste of time	Of some help	Did not hurt lecture	Supported lecture well	Excellent and helpful

III. Visual Aids:										
1.	Wall charts				1	2	3	4	5
2.	Handout materials				1	2	3	4	5
3.	Slide presentation				1	2	3	4	5

IV. General Comments: (Use reverse side if more room is needed for response)

- Does your agency use OBTS data? ___Yes___ No. If "Yes," please give specific examples: _____

- How can OBTS data be used in your agency in the future? _____

- What area was *most* interesting and/or helpful to you? _____

- What area was *least* interesting and/or helpful to you? _____

- How would you improve the content of the workshop or the presentation of material? _____

- Additional comments or questions you want answered: _____

ATTACHMENT IV

BUREAU OF CRIMINAL STATISTICS
OFFENDER-BASED TRANSACTION STATISTICS (OBTS) COMPONENT

RESEARCH MANAGER I (OBTS MINI-GRANT)

DUTY STATEMENT

SCOPE

Under the general direction of the OBTS Program Manager (Research Manager II), the person assigned will assume responsibility for planning, developing, implementing, and completing a training program to instruct criminal justice agencies throughout the state in the interpretation and use of 1976 OBTS data. This effort will take place between July 1, 1977 and June 30, 1978 and will be funded by an LEAA grant (Number 76-55-09-0007) of \$59,975.

TYPICAL TASKS

1. Provide supervision to analysts and technicians in finalizing the 1976 OBTS master file and in generating the necessary reports (i.e., statewide, county, local law enforcement agencies) for use in the workshops.
2. Determine the format for releasing 1976 OBTS data to criminal justice agencies on local, county, state, and national levels. This includes developing the general format, content and accompanying narrative.
3. Prepare a flow chart and narrative description of the overall JUS 8715 reporting process. This includes activity at the local agencies level, quality control procedures at the Branch level, and document processing procedures at the Bureau level.
4. Meet and work with an advisory committee appointed by the Association of Regional Planning Directors (OCJP).
5. Establish a schedule of 35 workshops throughout the state where representatives from about 800 criminal justice agencies can receive information and instruction about the OBTS data collection and reporting system.
6. Prepare a one-hour color slide presentation and lecture on the entire JUS 8715 reporting system, types of statistical reports available in 1975 (i.e., disposition trees) and 1976 (i.e., mortality tables, SYNTAX tables, etc.) and the various ways that local agencies can utilize the OBTS data.
7. Analyze complex statistical disposition data from various jurisdictional areas (e.g. San Diego, Los Angeles, San Francisco) to be familiar with major or unusual reporting problems throughout the state.
8. Coordinate each of approximately 35 workshops with the OCJP director in each of 21 regions to ensure representative attendance from local criminal justice agencies in the region as well as adequate space and facilities for the workshop presentations.
9. Prepare reports for LEAA on the quarterly progress toward achieving the goals and objectives of the OBTS mini-grant. Write an annual summary and evaluation of the entire project at the end of the one-year grant period.
10. Administer the budget of the OBTS mini-grant (\$59,975) to ensure adequate funds for salary, travel, printing costs, and other expenses.

KNOWLEDGE

The person assigned must have a thorough working knowledge of the OBTS system of reporting criminal justice disposition data on the "Disposition of Arrest and Court Action" form (JUS 8715) for adults arrested on felony charges. The manager assigned must also be familiar with how the information is coded, edited, verified, stored, and used to produce a variety of reports. A working knowledge of the goals, policies, and functions of the Department, Division, Branch, and Bureau administrative levels together with the special aspects of the criminal justice system is also required. (Knowledge of the impact of drug diversions under 1000.2 P.C. and mandatory sentencing for certain crimes involving the use of firearms is also helpful.)

ABILITIES

The manager assigned must be able to reason logically and creatively and use a variety of techniques in developing a comprehensive training program for both clerical and professional classes at police, prosecutor, and court levels of the California criminal justice system. Specialized skills are required in the following areas:

- The ability to write creatively and effectively in preparing analysis of data, work plans, and reports.
- The ability to speak clearly and forcefully to both large and small groups of people in the presentation of prepared material as well as in spontaneously responding to questions and comments from the audience.
- The ability to plan and organize an entire training program for approximately 900 local agencies in 57 counties. This involves the ability to foresee what training is required, the best way to train the agencies, and the precise timely achievement of the many major and minor details inherent in the planning and preparation phases.
- The ability to enthusiastically "sell" the OBTS concept to grass roots agencies in the California justice system and to enlist their support and cooperation in accurately reporting the raw data and effectively using the processed data.

BUREAU OF CRIMINAL STATISTICS
Budget Report

Unit: SAC/Application and Uses
of OBTS Data, 634

Grant Performance Period: July 1, 1976-June 30, 1978
Period Covered: April 1, 1978-June 30, 1978

Budget item	Total allotment ^a	Actual expended/encumbered		Year-end projection	Percent expended year-end
		Total	Percent		
Personal services					
Salaries and wages	\$26,455	\$24,720	93	\$+1,735	93
Staff benefits	5,775	4,842	84	+933	84
Total personal services	32,230	\$29,562	92	\$+2,668	92
Operating expenses and equipment					
General expense	\$ 1,890	\$ 1,541	82	\$ +349	82
Printing expense	1,500	745	50	+755	50
Communications expense	499	388	78	+111	78
Travel-in-state expense	9,158	5,361	59	+3,797	59
Indirect charge	13,548	11,295	83	+2,253	83
Facilities expense	900	900	100	0	100
Equipment expense	250	207	83	+43	83
Total operating expenses and equipment	\$27,745	\$20,437	74	\$+7,308	74
Total personal services and operating expenses and equipment.	\$59,975	\$49,999	83	\$+9,976	83

30

^aBalance after any modification as reflected on the Monthly Budget Report (MBR).
Note: Rounded to the nearest dollar or whole percentage point, as appropriate.

Bureau of Criminal Statistics
July 1978

ATTACHMENT V

EVELLE J. YOUNGER
ATTORNEY GENERAL

STATE OF CALIFORNIA



Department of Justice
DIVISION OF LAW ENFORCEMENT
IDENTIFICATION AND INFORMATION BRANCH
P.O. BOX 13387
SACRAMENTO, CALIFORNIA 95813
(916) 445-9830

May 22, 1978

To: Criminal Justice Agencies That Participated in the OBTS Workshops

1977 Offender-Based Transaction Statistics (OBTS)

The enclosed "disposition tree" shows 1977 dispositions which were reported to the Bureau of Criminal Statistics (BCS) by criminal justice agencies in 57 counties. These are summary data on the final dispositions of adults who were arrested on felony charges. Please note the "Data Information and Limitations" page which will help you interpret the data more accurately.

The statewide "disposition tree" is representative of a wide range of reports which are now available upon request. This includes reports by:

- 1. County
- 2. Law enforcement agency
- 3. Judicial district
- 4. Arrest offense
- 5. Convicted offense
- 6. Age
- 7. Race
- 8. Sex
- 9. Prior criminal record*
- 10. Existing criminal status*

*Available only for dispositions occurring at the superior court level.

Requests for data in any of the above categories should be directed to me or:

Sandi Grout, Manager
Special Requests Section
Bureau of Criminal Statistics
P. O. Box 13427
Sacramento, California 95813

You may be interested to know that 987 persons from 575 statewide criminal justice agencies attended the 33 OBTS workshops concluded in March. We appreciate your attendance at these workshops and hope they were helpful in informing you about the availability, interpretation, and use of OBTS data. Please contact us if we can be of further service in providing disposition data to your agency.

Sincerely,

DALE H. SPECK, Director
Division of Law Enforcement

FRED H. WYNBRANDT, Assistant Director
Identification and Information Branch

FHW:rib
Enc.

ATTACHMENT VI
DALE H. SPECK
DIRECTOR

CALIFORNIA DEPARTMENT OF JUSTICE

ATTACHMENT VII

No. 1795597

DISPOSITION OF ARREST AND COURT ACTION

A. LAW ENFORCEMENT INFORMATION

ARRESTING AGENCY: _____

RELEASE DATE: _____

IDENTIFICATION NUMBERS: CII# _____ FBI# _____ SS# _____ LOCAL# (AS SUBMITTED ON FP CARDS) _____

REASON FOR RELEASE: 1.849b(1) 2.849b(2) 3.849b(3)

IF 849b(1) CHECK ONE: ADMISS. EVID. INSUFF. ASCERT. EVID. INSUFF. ARRESTEE EXON. COMPL. REFUSES TO PROS. FURTHER INVEST. REL. TO OTH. AGENCY OTHER

ARRESTEE'S NAME (LAST, FIRST, MIDDLE): _____ MT. _____

ADDRESS: _____ CITY: _____ SEX: _____

DESCENT: _____ HAIR: _____ EYES: _____ HEIGHT: _____ WEIGHT: _____ BIRTHDATE: _____ AGE: _____

VEH. LIC. NO.: _____ STATE: _____ R.D.: _____ AKA/NICKNAME: _____

BIRTHPLACE (CITY & STATE): _____ PROB. INV. UNIT: _____ JUV. DETAINED AT: _____ AD. CHG.: _____

DIV. & DETAIL ARRESTING: _____ DATE & TIME ARRESTED: _____ TIME BKD.: _____

LOCATION OF ARREST: _____ TOTAL BAIL, INC. PA.: _____

TYPE CHARGE (SEC. CODE, DEF.): _____ WARRANT NO.: _____

ADDITIONAL CHARGES: _____

TRUE NAME (IF DIFFERENT FROM ABOVE): _____ FILE # _____ DEF # _____

B. COMPLAINT INFORMATION

DISTRICT ATTORNEY: _____ INVEST. AGENCY: _____ DATE: _____

CITY ATTORNEY: _____ DATE: _____

D.A. IDENT. # _____ C.A. IDENT. # _____

REJ./REF.	REASON	CUSTODY	YES	NO	REJ.	REASON	CUSTODY	YES	NO
1.		IF NO CHECK ONE	<input type="checkbox"/>	<input type="checkbox"/>	1.		YES	<input type="checkbox"/>	<input type="checkbox"/>
2.		BAIL	<input type="checkbox"/>	<input type="checkbox"/>	2.		BAIL	<input type="checkbox"/>	<input type="checkbox"/>
3.		O/R	<input type="checkbox"/>	<input type="checkbox"/>	3.		O/R	<input type="checkbox"/>	<input type="checkbox"/>
4.		FUGITIVE	<input type="checkbox"/>	<input type="checkbox"/>	4.		FUGITIVE	<input type="checkbox"/>	<input type="checkbox"/>

C. LOWER COURT INFORMATION

CHARGES (SEC. CODE, DEF.) AT FILING	DATE FILED										DATE DISPOSED										SECTION & CODE AT DISPOSITION	SENTENCE			
	FEL	MISD	G/P	CRT	JURY	NOLO CONT	ACQ	* DISM	CERT JUV	MISD	17 (B) (S)	HTA	CERT SC	136B PC	OTH.	JAIL	FINE	PROB.	OTH.						
1.	<input type="checkbox"/>	<input type="checkbox"/>																							
2.	<input type="checkbox"/>	<input type="checkbox"/>																							
	<input type="checkbox"/>	<input type="checkbox"/>																							

REMARKS: _____ NOTE REASON IN SECTION E: _____ 1538.5 PC MOTION SUSTAINED DENIED PROS. ATTORNEY # _____ DEFENSE ATTORNEY # _____ TYPE OF DEFENSE: PD CA PR ATTORNEY: N PP

D. SUPERIOR COURT INFORMATION

DISTRICT: _____ JUDGE: _____ FILE # _____ DEF. # _____

CHARGES: _____ AMENDMENTS: _____

ATTORNEY NUMBER (AT PRELIMINARY PROCEEDING): _____ PROSECUTING: _____ DEFENSE: _____ TYPE OF DEFENSE ATTORNEY: PD CA PR CONS. FILE# _____

(AT TRIAL OR FINAL DISPO): PROSECUTING: _____ DEFENSE: _____

DATE	PROCEEDING	DETAILS (GIVE DEGREE WHERE APPLICABLE)
	ORIGINAL FILING:	INFORMATION <input type="checkbox"/> CERTIFICATION <input type="checkbox"/> INDICTMENT <input type="checkbox"/>
	REOPEN OR RETRIAL AFTER	CRC <input type="checkbox"/> MDSO <input type="checkbox"/> APPEAL <input type="checkbox"/> PROB <input type="checkbox"/> 1168 PC <input type="checkbox"/> BW <input type="checkbox"/> MISTRIAL <input type="checkbox"/> MOTION NEW TRIAL <input type="checkbox"/> HUNG JURY <input type="checkbox"/> STATE HOSP <input type="checkbox"/> JUV. CRT. <input type="checkbox"/> LOWER CRT. <input type="checkbox"/> 1203.03 PC <input type="checkbox"/> OTHER <input type="checkbox"/>
	PRELIMINARY PROCEEDINGS	995 PC <input type="checkbox"/> 1538.5 PC <input type="checkbox"/> SETTLEMENT CONF <input type="checkbox"/> PRETRIAL CONF <input type="checkbox"/> 1368 PC <input type="checkbox"/>
		GUILTY AS CHARGED _____ GUILTY OF _____ NOT GUILTY _____ NOLO CONT _____ NG-INSANE _____ OTHER _____
	FIRST PLEA	MISD. <input type="checkbox"/> FEL. <input type="checkbox"/>
	FINAL PLEA	* MISD <input type="checkbox"/> FEL. <input type="checkbox"/>
	FINDING OR VERDICT	* MISD. <input type="checkbox"/> FEL. <input type="checkbox"/>
	TYPE OF TRIAL	JURY <input type="checkbox"/> COURT <input type="checkbox"/> CRT TRANS. <input type="checkbox"/> TRANS & TESTIMONY <input type="checkbox"/> JURY SWORN YES <input type="checkbox"/> NO <input type="checkbox"/>
	INSANITY DISPO.	INSANE AT COMM. <input type="checkbox"/> SANE AT COMM. <input type="checkbox"/> INSANITY PLEA W/DRAWN <input type="checkbox"/> PRESENTLY INSANE <input type="checkbox"/>
	PROCEEDINGS SUSPENDED	1203.03 PC <input type="checkbox"/> MDSO <input type="checkbox"/> CRC <input type="checkbox"/> BW <input type="checkbox"/> SH-INSANE <input type="checkbox"/> OTHER <input type="checkbox"/>
	DISMISSED (NOTE IN SEC. E)	INSUF. EVID. <input type="checkbox"/> INT. OF JUS. <input type="checkbox"/> 995 PC <input type="checkbox"/> 1538.5 PC <input type="checkbox"/> DEF. DECEASED <input type="checkbox"/> REMAND. TO LOWER COURT <input type="checkbox"/> CERT. JUV. CRT. <input type="checkbox"/> OTHER <input type="checkbox"/> OTHER PROS. (CASE NO.) _____
	SENTENCE	DEATH <input type="checkbox"/> PRISON <input type="checkbox"/> CYA <input type="checkbox"/> JAIL <input type="checkbox"/> _____ DAYS FINE <input type="checkbox"/> \$ _____
	PROBATION INFORMATION	PRISON SUSP. <input type="checkbox"/> PROCEEDINGS SUSP. <input type="checkbox"/> JAIL SUSP. <input type="checkbox"/> _____ DAYS 17 PC <input type="checkbox"/> SUPERVISION FORMAL <input type="checkbox"/> SUMMARY WITH SUPV. <input type="checkbox"/> SUMMARY WITHOUT SUPV. <input type="checkbox"/>
	SUBSEQUENT PROB ACTION	TERM. _____ MOS AND _____ DAYS JAIL _____ FINE \$ _____ REST TO CO. \$ _____ VIOLATED <input type="checkbox"/> REVOKED <input type="checkbox"/> SENTENCE CHANGED NO <input type="checkbox"/> YES <input type="checkbox"/> _____ BW <input type="checkbox"/> PROB. TERM <input type="checkbox"/>
	REASON DISMISSAL	LOWER COURT COUNT 1 <input type="checkbox"/> COUNT 2 <input type="checkbox"/> COUNT 3 <input type="checkbox"/> COUNT 4 <input type="checkbox"/> PER SUBSECTION 11116 PC SUPERIOR COURT COUNT 1 <input type="checkbox"/> COUNT 2 <input type="checkbox"/> COUNT 3 <input type="checkbox"/> COUNT 4 <input type="checkbox"/>
	F. SUBSEQUENT ACTION	JUDGMENT OR ORDER SUPPLEMENTAL TO ANY DISPOSITION INFORMATION PREVIOUSLY REPORTED
	DATE	DISMISSED 1203.4 PC <input type="checkbox"/> 1772 W & IC <input type="checkbox"/> RECORD SEALED 851.7 PC <input type="checkbox"/> 781 W & IC <input type="checkbox"/> 1203.3 <input type="checkbox"/> 1203.4A PC <input type="checkbox"/> OTHER <input type="checkbox"/> 1203.45 PC <input type="checkbox"/> OTHER <input type="checkbox"/>

FULFILLS SECTION 11115 PC, 11116 PC, 11117 PC TO: BUREAU OF IDENTIFICATION, P.O. BOX 13417, SACRAMENTO, CA 95813

4274307

DISPOSITION OF ARREST AND COURT ACTION

A. LAW ENFORCEMENT INFORMATION
ARRESTING/BOOKING AGENCY

BOOKING NO. LOCAL NO. (OCA) POB

NAME (LAST, FIRST, MIDDLE)

SEX DESCENT HGT WGT EYES HAIR DATE OF BIRTH

ARREST DATE WARRANT NO. CHARGE 1 (SEC., CODE) CHARGE 2 (SEC., CODE)

CHARGE 3 (SEC., CODE) CHARGE 4 (SEC., CODE) REMARKS:

REASON FOR RELEASE
 849B (3) PC
 849B (1) PC
 If 849B (1) PC, please check one of the following:
 COMPL. REFUSES TO PROS. ADMISS. EVID. INSUFF.
 ARRESTEE EXON. ASCERT. EVID. INSUFF.
 FURTHER INVEST.
 RELEASED TO OTHER AGENCY
 OTHER

RELEASE DATE

I.D. NUMBERS
 CII NO.
 FBI NO.
 S.S. NO.
 D.L. NO.

B. PROSECUTION DATE 849.5 PC REASON FOR REJECTION

CHARGE 1 CHARGE 2 CHARGE 3 CHARGE 4

C. COURT INFORMATION DATE FILED FILE NO. CONSOLIDATED FILE NO. L.C. JUD. DIST. NO.

TYPE OF FILING: INFORMATION CERTIFICATION INDICTMENT S.C. JUD. DIST. NO.

TYPE FILING	FIRST PLEA		FINAL PLEA		DISPOSITION							DATE	TYPE DISPO		SECTION AND CODE	DEG	PRIOR
	F	M	NG	NG-1	G	NOLO	ACQ	DIS	CRT JUV	HTA	CRT SC		CONV	F			
1.																	
2.																	
3.																	
4.																	

DATE OF SENTENCE TRUE NAME TYPE OF TRIAL: JURY COURT TRANSCRIPT

FINDING/VERDICT OF NOT GUILTY-INSANE

SENTENCE	CHARGE 1	SUS	CHARGE 2	SUS	CHARGE 3	SUS	CHARGE 4	SUS
CYA								
JAIL								
FINE								
RESTITUTION								
OTHER								
PROBATION	17 PC		17 PC		17 PC		17 PC	
PRISON	SUS							

NOTES:

REMARKS:

D. PROCEEDINGS SUSPENDED DATE

BW CRC 3050 WIC 1203.03 PC 1370 PC ST. HOSP.
 APPEAL CRC 3051 WIC MISTRIAL 1026 PC CO. MENTAL
 1000 PC NON-STAT DIVERSION OTHER MDSO

E. REOPEN OR RETRIAL AFTER DATE

BW CRC 1203.03 PC 1370 PC CYA
 APPEAL 1170 PC MISTRIAL 1026 PC JUV CRT
 1000 PC NON-STAT DIVERSION HUNG JURY MDSO LOWER CRT
 OTHER

F. SUBSEQUENT ACTION DATE

PROBATION VIOLATED REVOKED REINSTATED
 1203.9 PC 1203.3 PC EXPIRED

MODIFIED TO: ___ MOS. ___ DS JAIL ___ FINE

DATE CONVICTION SET ASIDE/REDUCED/DISMISSED 1203.4 PC 1203.4a PC 1772 WIC
 3200 WIC REDUCED 17 PC OTHER

DATE RECORD SEALED 33 851.7 PC 851.8 PC 1203.45 PC
 389 WIC 781 WIC OTHER

TABLES

TABLE 1
 A SUMMARY OF CRIMINAL JUSTICE AGENCIES
 PARTICIPATING AT THE 33 STATEWIDE OBTS WORKSHOPS
 SEPTEMBER 14, 1977 - MARCH 31, 1978

Workshop Number by Agency Level

Workshop number	Total	Law enforcement	Prosecutor	Municipal/justice courts	Superior courts	Probation departments	Other
Total .	575	250	37	120	41	41	86
Percent	100.0	43.5	6.4	20.9	7.1	7.1	15.0
1 . . .	30	18	1	5	0	1	5
2 . . .	20	8	1	7	1	0	3
3 . . .	18	12	0	4	0	0	2
4 . . .	31	10	4	7	6	4	0
5 . . .	16	10	1	2	1	1	1
6 . . .	12	4	2	1	1	1	3
7 . . .	9	3	1	2	1	0	2
8 . . .	16	3	2	9	1	1	0
9 . . .	21	10	1	3	2	1	4
10 . . .	22	1	1	6	11	2	1
11 . . .	16	9	2	1	1	1	2
12 . . .	16	7	1	5	0	1	2
13 . . .	21	10	2	5	1	0	3
14 . . .	33	13	3	9	1	5	2
15 . . .	15	4	2	1	1	1	6
16 . . .	11	7	0	1	0	1	2
17 . . .	7	2	1	1	1	0	2
18 . . .	19	5	1	3	2	1	7
19 . . .	5	2	0	1	0	0	2
20 . . .	11	4	0	2	1	2	2
21 . . .	13	8	0	1	0	1	3
22 . . .	14	6	1	1	1	1	4
23 . . .	12	3	1	2	1	0	5
24 . . .	16	10	1	1	1	1	2
25 . . .	13	6	1	3	1	1	1
26 . . .	6	2	1	2	0	0	1
27 . . .	33	20	0	8	0	1	4
28 . . .	22	7	1	4	1	3	6
29 . . .	12	6	0	3	0	1	2
30 . . .	23	11	3	1	1	3	4
31 . . .	25	12	1	6	1	4	1
32 . . .	17	7	1	7	1	1	0
33 . . .	20	10	0	6	1	1	2

Bureau of Criminal Statistics
 April 1978

TABLE 2
 AN ESTIMATE OF CRIMINAL JUSTICE AGENCY
 PARTICIPATION AT THE 33 STATEWIDE OBTS WORKSHOPS
 SEPTEMBER 14, 1977 - MARCH 31, 1978

Agency Level by Number and Percent Attending

Agency level	Total estimated possible agencies		Agencies attending		Agencies not attending	
	Number	Percent	Number	Percent	Number	Percent
Total	809	100.0	489 ^a	60.4	320	39.6
Law enforcement ^b	480	100.0	250	52.1	230	47.9
Prosecutor	58	100.0	37	63.8	21	36.2
Municipal/justice courts	155	100.0	120	77.4	35	22.6
Superior courts	58	100.0	41	70.7	17	29.3
Probation departments	58	100.0	41	70.7	17	29.3

^aThis total does not include the 86 "other" agencies which appear in Table 1.
^bSmaller jurisdictions which contract for law enforcement services with the county sheriff or police departments are grouped statistically with that agency.

Bureau of Criminal Statistics
 April 1978

TABLE 3

A SUMMARY OF 801 CRITIQUES COMPLETED
BY PARTICIPANTS ATTENDING 33 STATEWIDE OBTS WORKSHOPS
SEPTEMBER 14, 1977 - MARCH 31, 1978

Category	Rating													
	Total		Excellent		Good		Average		Fair		Poor		Unknown	
	Number	Percent	Number	Percent	Number	Percent	Number	Percent	Number	Percent	Number	Percent	Number	Percent
I. Workshop content														
1. Subject matter . .	801	100.0	346	43.2	418	52.2	28	3.5	3	0.4	2	0.2	4	0.5
2. Clearly presented .	801	100.0	404	50.4	353	44.1	35	4.4	4	0.5	0	0.0	5	0.6
3. Time allocated . .	801	100.0	199	24.8	471	58.8	108	13.5	14	1.7	3	0.4	6	0.7
4. Discussion	801	100.0	150	18.7	332	41.4	221	27.6	71	8.9	11	1.4	16	2.0
5. Facilities	801	100.0	216	27.0	360	44.9	163	20.3	48	6.0	9	1.1	5	0.6
6. Overall evaluation	801	100.0	275	34.3	470	58.7	42	5.2	7	0.9	1	0.1	6	0.7
II. Instructor														
1. Overall evaluation	801	100.0	460	57.4	275	34.3	27	3.4	0	0.0	1	0.1	38	4.7
III. Visual aids														
1. Wall charts	801	100.0	307	38.3	404	50.4	36	4.5	28	3.5	0	0.0	26	3.2
2. Handouts	801	100.0	425	53.1	321	40.1	15	1.9	7	0.9	1	0.1	32	4.0
3. Slides ^a	801	100.0	48	6.0	90	11.2	33	4.1	21	2.6	5	0.6	604	75.4
IV. General comments														
1. Agency use data? .	801	100.0			247	30.8			438	54.7			116	14.5

^aThe slide presentation was discontinued following Workshop No. 8.
Note: Percents may not total 100.0 due to rounding.

Bureau of Criminal Statistics
April 1978

TABLE 4
A SUMMARY OF 801 CRITIQUES COMPLETED BY PARTICIPANTS ATTENDING
33 STATEWIDE OBTS WORKSHOPS
SEPTEMBER 14, 1977 - MARCH 31, 1978

Workshop and Instructor Ratings by Participating Agencies

Category	Rating													
	Total		Excellent		Good		Average		Fair		Poor		Unknown	
	Number	Percent	Number	Percent	Number	Percent	Number	Percent	Number	Percent	Number	Percent	Number	Percent
I. Overall Evaluation of OBTS Workshop	801	100.0	275	34.3	470	58.7	42	5.2	7	0.9	1	0.1	6	0.7
Law enforcement	361	100.0	130	36.0	212	58.7	16	4.4	2	0.6	0	0.0	1	0.3
Prosecutor	48	100.0	14	29.2	32	66.7	0	0.0	1	2.1	0	0.0	1	2.1
Municipal/justice court	145	100.0	52	35.9	88	60.7	3	2.1	2	1.4	0	0.0	0	0.0
Superior court	45	100.0	14	31.1	28	62.2	2	4.4	0	0.0	1	2.2	0	0.0
Probation	71	100.0	21	29.6	44	62.0	5	7.1	1	1.4	0	0.0	0	0.0
Other agencies	126	100.0	44	34.9	65	51.6	13	10.3	1	0.8	0	0.0	3	2.4
Unknown	5	100.0	0	0.0	1	20.0	3	60.0	0	0.0	0	0.0	1	20.0
II. Overall Evaluation of Instructor	801	100.0	460	57.4	275	34.3	27	3.4	0	0.0	1	0.1	38	4.7
Law enforcement	361	100.0	213	59.0	121	33.5	9	2.5	0	0.0	0	0.0	18	5.0
Prosecutor	48	100.0	30	62.5	16	33.3	1	2.1	0	0.0	0	0.0	1	2.1
Municipal/justice court	147	100.0	96	65.3	42	28.6	1	0.7	0	0.0	0	0.0	8	5.4
Superior court	40	100.0	22	55.0	15	37.5	1	2.5	0	0.0	0	0.0	2	5.0
Probation	77	100.0	36	46.8	34	44.2	4	5.2	0	0.0	0	0.0	3	3.9
Other agencies	116	100.0	54	46.6	46	39.7	11	9.5	0	0.0	1	0.9	4	3.4
Unknown	12	100.0	9	75.0	1	8.3	0	0.0	0	0.0	0	0.0	2	16.7

Note: Percents may not total 100.0 due to rounding.

Bureau of Criminal Statistics
April 1978

A PROPOSED WORKPLAN FOR TRAINING LOCAL REPORTING AGENCIES AND
 21 REGIONAL CRIMINAL JUSTICE PLANNING AGENCIES IN THE INTERPRETATION AND USE OF
 1976 OFFENDER-BASED TRANSACTION STATISTICS (OBTS)

OBTS Mini-Grant
 Number 76-SS-09-0007

Prepared by:

E. Dennis Bartholomew, Research Manager I
 Offender-Based Transaction Statistics Component

APPENDIX I
 PROJECT WORKPLAN

Milestones

Completion dates

Complete summary overview of grant objectives	4/1/77
Prepare a comprehensive work plan	4/18/77
Make presentation to 21 OCJP regional directors	4/28/77
Meet with OCJP Advisory Committee	5/25/77
Complete color-slide presentation	6/30/77
Prepare 1976 OBTS data releases	7/29/77
Assemble envelopes with handouts	8/12/77
Begin workshop training meetings	9/6/77
Complete progress report for LEAA	10/21/77
Complete approximately 30-35 workshops	12/30/77
Prepare final report on OBTS mini-grant project	1/31/78

Approved by:

David G. Miller

David G. Miller, Program Manager
 Offender-Based Transaction Statistics Component

5-19-77
 Date

James M. Watson

James M. Watson, Acting Chief
 Bureau of Criminal Statistics

5/23/77
 Date

R. James Rasmussen

R. James Rasmussen, Assistant Director
 Identification and Information Branch

5/24/77
 Date

Dale H. Speck

Dale H. Speck, Director
 Division of Law Enforcement

6-10-77
 Date

A PROPOSED WORKPLAN FOR TRAINING LOCAL REPORTING AGENCIES AND
21 REGIONAL CRIMINAL JUSTICE PLANNING AGENCIES IN THE INTERPRETATION AND USE OF
1976 OFFENDER-BASED TRANSACTION STATISTICS (OBTS)

I. Background:

In 1969 the OBTS system of reporting criminal justice data was tested in 12 counties as part of the Project SEARCH effort and the soundness of the individual tracking system was reaffirmed. After an experimental pilot study in San Diego County, the "Disposition of Arrest and Court Action" form (JUS 8715) was developed for use as a single page, four-part reporting document for use in collecting criminal justice data for OBTS and criminal history files. Disposition data are reported at the police, prosecutor, lower court, and superior court levels of the California criminal justice system.

On January 1, 1973, Los Angeles, San Diego, Orange, and San Bernardino counties began reporting dispositions of adult felony arrests on the JUS 8715 form. Imperial and Riverside counties were added on July 1, 1973. On December 1, 1973 the use of the JUS 8715 was expanded statewide.

For the 1974 disposition year, a data base of 107,578 felony arrest dispositions was established for Los Angeles, San Diego, Orange, and San Bernardino counties. BCS staff assistance in the interpretation and use of 1974 OBTS data was restricted almost entirely to these four southern counties.

For the 1975 disposition year, a data base of 174,069 felony arrest dispositions was established for 56 California counties. Alameda and Santa Clara counties were excluded since they did not use the JUS 8715 as the reporting document. This 1975 data first became available to 52 new counties in November 1976.

II. Need:

These 52 new OBTS counties have been accustomed to receiving extensive disposition data for the superior court level only; the introduction of OBTS data to these counties was a completely new approach to evaluating the county criminal justice process. Because of the transition from the "old" well-established superior court reporting system to the more comprehensive OBTS system, many counties appear to have under-reported their 1975 and 1976 disposition data.

In addition, the introduction of the "disposition tree" format as the output report for the JUS 8715 reporting system has caused some confusion on the part of local agencies who have been exposed to it for the first time. Without proper explanation as to the qualifications against the data and instructions as to how to "read" the report and interpret the data, many users are unable to utilize the OBTS data to its fullest potential. OBTS data for the 1976 disposition year will be available in May 1977 for 57 Counties (excluding Santa Clara County) and will contain 157,537 dispositions of adult felony arrests. The decrease of 9.5 percent in total dispositions from 1975 to 1976 results primarily from the legislation which reduced the possession of one ounce or less of marijuana from a felony offense to a misdemeanor offense in 1976.

With the increased availability of OBTS data to counties and local criminal justice agencies around the state, there is an urgent need to implement training workshops to orient users with the availability, interpretation, and use of OBTS information and emphasize the importance of initiating and completing the JUS 8715 reporting document.

III. Objective:

The Bureau of Criminal Statistics has requested and received an LEAA grant for \$59,975 to develop a model program which can be used to train state, county, and local criminal justice agencies in the interpretation and use of 1976 OBTS data. Workshops will be held in all areas of the state. Training will be available primarily for local justice agency personnel who are directly involved in the JUS 8715 reporting system. This includes law enforcement agencies, prosecutors, lower court, superior court, and probation personnel. The interpretation and use of OBTS data will also be helpful to the California Office of Criminal Justice Planning, each of the 21 regional planning agencies, LEAA, and any other persons or agencies who are interested in OBTS data for statistical or planning purposes. Approximately 30-35 meetings will be held around the state beginning in September 1977. (See Section VII of this workplan for a proposed schedule of workshop locations and dates.)

IV. Content:

BCS will develop the entire training program. Half-day workshops (approximately three hours in length) will include the following elements:

- A color slide presentation on the JUS 8715 reporting system; the flow of the form from the point of arrest to the point of final disposition; data entry responsibilities at each disposition level; distribution of the completed JUS 8715 document; processing of the statistical data by BCS; and types of data output available to contributing agencies.
- Distribution of disposition data. This will include published 1975-1976 OBTS data and 1976 data on the dispositions of felony arrests in every law enforcement agency and county within each of the 21 regions, excluding Santa Clara County.
- An explanation of various ways to interpret and use the 1976 OBTS data. The utilization of disposition data by arrest offense, age, race, and sex by local planning agencies.
- An explanation of the various "problems" that some agencies have had in interpreting the data. This includes, but is not limited to:
 - Comparing UCR felony arrest data with OBTS felony arrest disposition data. (Use OBTS analysis which is now in progress.)

- Elapsed time at the prosecutors level in 1975 OBTS data. (These reports will be optional in 1976.)
- Statistically recording drug diversion defendants in the "dismissed" category in lower court and in the "dismissed" and "other" categories in superior court.
- The under-reporting of felony arrest disposition at all levels of the criminal justice system during the developmental years (1974-1976) of the OBTS statistical reporting system.

There will also be ample opportunity for local agency personnel to ask questions about the reporting of criminal justice data and the interpretation of the data that are eventually produced.

V. Participants:

The following agency personnel will be called upon to participate in the workshops:

- All local law enforcement agencies will be asked to send participants. All agencies will be asked to send at least one representative. The larger agencies, especially those having planning, research, and/or administrative units, will be asked to send representatives from those units. In all cases, the emphasis will be to have as participants those local agency personnel who typically utilize statistical data.

Local law enforcement agencies will be informed of the workshops by letter. Field Services Section will be advised of the schedule of meetings and be requested to notify local criminal justice agencies to help ensure attendance from as many agencies as possible.

- A representative from the State OCJP at selected regional meetings, as required.
- Representatives from prosecutors' offices and the court system.
- The Regional OCJP Director or delegate.
- A BCS/OBTS Research Manager.
- A BCS/OBTS Coding Supervisor, as required.
- A representative from the Field Services Section, Department of Justice.

VI. Methodology:

The following steps are necessary in order to accomplish the objectives of the OBTS mini-grant. Flexible due dates for the achievement of each step have been indicated. An asterisk (*) indicates that the step has been completed.

<u>Activities</u>	<u>Due dates</u>
*1. Complete a one-page draft overview of the grant goals and objectives for use by the State Office of Criminal Justice Planning (OCJP). See Attachment I for project overview.	4/1/77
*2. Meet with Ray Grady, President of the Association of Regional Planning Directors.	4/12/77
*3. Prepare work plan for BCS management review.	4/18/77
*4. Attend the April meeting of the OCJP regional directors. Make a presentation of the proposed plan to train local agencies in 21 regions in the interpretation and use of the 1976 OBTS data.	4/28/77
*5. Meet with an Advisory Committee of the Association of Regional Planning Directors as a possible means for:	6 / 1 / 77
<ul style="list-style-type: none"> • Coordinating the meetings around the state • Establishing a schedule for the meetings • Selecting a suitable site for each workshop • Assisting in contacting local police, prosecutor, court, and probation personnel about the workshops • Providing a supportive role in this cooperative effort 	
6. Contact Field Services Section to familiarize field representatives with the schedule of workshops and request their active participation.	5/31/77
7. Request the cooperation of Field Services Section to contact local law enforcement, prosecutor, court, and probation personnel to promote and publicize workshops.	5/31/77
8. Prepare a 45-minute color slide presentation on the JUS 8715 reporting system, BCS processing of documents, and types of statistical reports available (1975 disposition trees; 1976 mortality tables; Syntax tables).	6/30/77

<u>Activities</u>	<u>Due dates</u>
9. Produce the following data displays:	
a. Statewide (i.e., 57 county) 1976 OBTS disposition data by charged and convicted offense groupings, age, race, sex, prior record and existing criminal status. (See Attachment II for samples of 1976 OBTS data.)	6/30/77
b. Individual disposition data for each of the 57 OBTS reporting counties (excluding Santa Clara County). (See Attachment III)	6/30/77
c. Individual 1976 disposition data by arrest offense for each of approximately 800 law enforcement agencies which reported adult felony arrests on the JUS 8715. (See Attachment IV.)	7/29/77
10. Obtain an enlargement of the Brea P.D. flow chart and the analysis comparing their reported UCR arrests to OBTS dispositions (Note: Other agencies may be added or substituted depending on an analysis now in progress.)	7/29/77
11. Prepare an envelope of handouts to be used in each workshop. This will include:	8/19/77
. Workshop agenda/program/participants	
. 1975 published OBTS report	
. 1976 statewide data by arrest and convicted offense, age, race, sex, prior record and existing criminal status. (Eight summary tables.)	
. 1976 individual county data (Seven summary tables)	
. 1976 disposition tree for 57 counties (all offenses)	

<u>Activities</u>	<u>Due dates</u>
. "Instructions for Interpreting 1000.2 P.C. Drug Diversion Court Actions Reported on the 1975 OBTS Disposition Tree Format," including four tables on 1975 drug diversion dispositions, by arrest offense and county	
. Flow chart and narrative description of the JUS 8715 reporting system from point of origin through the completion of document processing by BCS and the production of statistical reports for contributing agencies and counties	
Note: In addition to these "general" materials for all participants, individual reports for each law enforcement agency will be distributed at the workshops. (One table by arrest offense)	
12. Obtain a 3' x 4' photographic enlargement of the 1976 OBTS 57 County Disposition Tree.	8/26/77
13. Coordinate each of 30-35 workshops with the OCJP director in each of the 21 regions.	Ongoing
14. Conduct 30-35 workshops around the state.	Sept. 77 through Dec. 77
15. Complete a quarterly progress report for LEAA. (This report will cover the previous five quarters from July 1, 1976 through September 30, 1977 and explain why the implementation of the OBTS mini-grant was delayed.)	10/21/77
16. Write a final report for LEAA on the OBTS training of OCJP and local agencies during the execution of the mini-grant. Include financial statement of all expenditures.	January 1978

VII. Proposed Schedule of Workshop Locations and Dates

Workshop number	Day	Date	City location	OCJP region*	Counties
1.	Wednesday	9-7-77	Los Angeles	R	Los Angeles
2.	Thursday	9-8-77	Long Beach	R	Los Angeles
3.	Friday	9-9-77	Santa Ana	T	Orange
4.	Wednesday	9-14-77	Indio	S	Riverside
5.	Thursday	9-15-77	El Centro	S	Imperial
6.	Tuesday	9-20-77	Sacramento	D	Sacramento/El Dorado/ Placer/Yolo
7.	Thursday	9-22-77	Marysville	D	Sutter/Sierra/Nevada/Yuba
8.	Wednesday	9-28-77	Oroville	C	Butte/Colusa/Glenn/Plumas
9.	Thursday	9-29-77	Susanville	B	Lassen/Modoc
10.	Friday	9-30-77	Redding	B	Shasta/Siskiyou/ Tehama/Trinity
11.	Wednesday	10-5-77	Eureka	A	Humboldt/Del Norte
12.	Thursday	10-6-77	Ukiah	A	Mendocino/Lake
13.	Wednesday	10-12-77	Napa	E	Napa/Solano
14.	Thursday	10-13-77	Santa Rosa	E	Sonoma/Marin
15.	Friday	10-14-77	San Francisco	F	San Francisco
16.	Wednesday	10-19-77	Concord	G	Contra Costa
17.	Thursday	10-20-77	Redwood City	H	San Mateo
18.	Wednesday	10-26-77	Oakland	I	Alameda
19.	Thursday	10-27-77	San Jose	J	Santa Clara
20.	Wednesday	11-2-77	Sonora	L	Tuolumne/Calaveras/ Amador/Alpine
21.	Thursday	11-3-77	Modesto	K	Stanislaus/Merced/ Mariposa/San Joaquin
22.	Wednesday	11-9-77	Bakersfield	N	Kern/Tulare
23.	Thursday	11-10-77	Santa Maria	P	San Luis Obispo
24.	Friday	11-11-77	Santa Barbara	P	Santa Barbara
25.	Wednesday	11-16-77	Bishop	O	Inyo/Mono
26.	Friday	11-18-77	Fresno	N	Fresno/Kings/Madera
27.	Wednesday	11-23-77	Ventura	Q	Ventura
28.	Thursday	12-1-77	Salinas	M	Monterey/Santa Cruz/ San Benito
29.	Wednesday	12-7-77	Oceanside	U	San Diego
30.	Thursday	12-8-77	San Diego	U	San Diego
31.	Friday	12-16-77	San Bernardino	S	San Bernardino
32.	Wednesday	12-21-77	Pomona	R	Los Angeles
33.	Thursday	12-22-77	Van Nuys	R	Los Angeles

Workshop Summary

September workshops 10
 October workshops 9
 November workshops 8
 December workshops 6
 Backup workshops 2

DRAFT

Note: If necessary, two additional workshops could be scheduled on Wednesday and Thursday December 14-15, 1977

*See Attachment V for a map of the OCJP Criminal Justice Planning Regions.
 See Attachment VI for a list of the OCJP Regional Planning Directors.

VII. Proposed Schedule of Workshop Locations and Dates (9/77 Through 3/78)

Workshop number	Day	Date	City location	OCJP region	Counties
1.	Friday	9-9-77	Santa Ana	T	Orange
2.	Thursday	9-15-77	Los Angeles	R	Los Angeles
3.	Friday	9-16-77	Long Beach	R	Los Angeles
4.	Wednesday	9-21-77	Redding	B	Shasta/Siskiyou/Tehama/Trinity
5.	Friday	9-23-77	Susanville	B	Lassen/Modoc
6.	Thursday	9-29-77	Oroville	C	Butte/Colusa/Glenn/Plumas
7.	Thursday	10-6-77	Eureka	A	Humboldt/Del Norte
8.	Thursday	10-13-77	Ukiah	A	Mendocino/Lake
9.	Thursday	10-20-77	Sacramento	D	Sacramento/El Dorado/Placer/ Yolo
10.	Friday	10-21-77	Marysville	D	Sutter/Sierra/Nevada/Yuba
11.	Thursday	10-27-77	Santa Rosa	E	Sonoma/Marin
12.	Thursday	11-3-77	Napa	E	Napa/Solano
13.	Thursday	11-10-77	San Jose	J	Santa Clara
14.	Friday	11-11-77	San Francisco	F	San Francisco
15.	Thursday	11-17-77	Modesto	K	Stanislaus/Merced/Mariposa/ San Joaquin
16.	Tuesday	11-22-77	Santa Monica	R	Los Angeles
17.	Thursday	12-1-77	Concord	G	Contra Costa
18.	Thursday	12-8-77	San Diego	U	San Diego
19.	Friday	12-9-77	Oceanside	U	San Diego
20.	Thursday	12-15-77	Sonora	L	Tuolumne/Calaveras/Amador/ Alpine
21.	Wednesday	12-21-77	Ventura	Q	Ventura
22.	Thursday	1-5-78	Bakersfield	N	Kern
23.	Thursday	1-12-78	Santa Maria	P	San Luis Obispo
24.	Thursday	1-19-78	Santa Barbara	P	Santa Barbara
25.	Thursday	1-26-78	Fresno	N	Fresno/Kings/Madera/Tulare
26.	Thursday	2-2-78	Redwood City	H	San Mateo
27.	Thursday	2-9-78	Indio	S	Riverside
28.	Thursday	2-16-78	Bishop	O	Inyo/Mono
29.	Thursday	2-23-78	Pomona	R	Los Angeles
30.	Thursday	3-2-78	Oakland	I	Alameda
31.	Thursday	3-9-78	El Centro	S	Imperial
32.	Thursday	3-16-78	Salinas	M	Monterey/Santa Cruz/San Benito
33.	Thursday	3-23-78	San Bernardino	S	San Bernardino
34.	Wednesday	3-29-78	Back up workshop as required		
35.	Friday	3-31-78	Back up workshop as required		

Workshop Summary

1977
 September workshops 6
 October workshops 5
 November workshops 5
 December workshops 5
 21

Total workshops: 35

1978
 January workshops 4
 February workshops 4
 March workshops 4
 March back up workshops 2
 14

**A PROPOSED PROGRAM FOR TRAINING 21 REGIONAL CRIMINAL JUSTICE PLANNING AGENCIES
AND LOCAL REPORTING AGENCIES IN THE INTERPRETATION AND USE OF
1976 OFFENDER-BASED TRANSACTION STATISTICS (OBTS)**

BACKGROUND

The California OBTS effort has produced a 1974 data base of 107,578 dispositions of adults arrested on felony charges in Los Angeles, San Diego, Orange, and San Bernardino counties. For the 1975 disposition year, the OBTS data base includes 174,069 dispositions from 56 counties, excluding Alameda and Santa Clara counties. These data were reported to BCS on the "Disposition of Arrest and Court Action" form (JUS 8715). A 1976 data base of approximately 160,000 dispositions will be completed by mid-1977.

With the increased availability of OBTS data to counties and local criminal justice agencies around the state, the Bureau of Criminal Statistics (BCS) has requested and received an LEAA grant (Number 76-SS-09-0007) to increase the utilization of the OBTS data developed under the California Comprehensive Data System.

PURPOSE

The purpose of the nine-month, \$59,975 grant is to develop a model program which can be used to train state, county, and local criminal justice agencies in the interpretation and use of the 1976 OBTS data.

SCOPE

Training will be provided to the California Office of Criminal Justice Planning, each of the 21 regional planning agencies, local agencies (e.g. police, prosecutors, lower and superior court personnel), LEAA, and any other persons/agencies who are interested in OBTS data for statistical or planning purposes. Approximately 30-35 meetings will be held around the state beginning in September 1977.

CONTENT

BCS will develop the entire training program. Half-day workshops (approximately three hours in length) will include the following elements:

- A color slide presentation on the JUS 8715 reporting system; the flow of the form from the point of arrest to the point of final disposition; data entry responsibilities at each disposition level; distribution of the completed JUS 8715 document; processing of the statistical data by BCS; and types of data output available to contributing agencies.
- Distribution of disposition data. This will include published 1975-1976 OBTS data and 1976 data on the dispositions of felony arrests in every law enforcement agency and county within each of the 21 regions, excluding Santa Clara County.
- An explanation of various ways to interpret and use the 1976 OBTS data. The utilization of disposition data by arrest offense, age, race, and sex by local planning agencies.
- There will also be ample opportunity for local agency personnel to ask questions about the reporting of criminal justice data and the interpretation of the data that are eventually produced.

PLAN

BCS has requested the cooperation of the State Office of Criminal Justice Planning (OCJP) in achieving the objectives of the OBTS grant. BCS wishes to contact the Association of Regional Planning Directors to request their assistance in setting up these training workshops in order to reach as many local agencies within each region as possible.

The use of an Advisory Committee within the Association of Regional Planning Directors has been suggested as a possible means for:

- Coordinating the meetings around the state
- Establishing a schedule for the meetings
- Selecting a suitable site for each workshop
- Assisting in contacting local police, prosecutor, court, and probation personnel about the workshops
- Providing a supportive role in this cooperative effort

PARTICIPANTS

The following agency personnel may be called upon to actively participate in the workshops:

- A representative from the State OCJP at selected regional meetings, as required
- The Regional OCJP Director or delegate
- A BCS/OBTS Research Manager
- A BCS/OBTS Coding Supervisor, as required
- A representative from the Field Services Section, Department of Justice

1976

OFFENDER-BASED TRANSACTION STATISTICS (OBTS)

IN

FIFTY-SEVEN CALIFORNIA COUNTIES

(Excluding Santa Clara County)

Prepared by:

Department of Justice
Division of Law Enforcement
Bureau of Criminal Statistics
77 Cadillac Drive
Sacramento, California 95825

1976 OFFENDER-BASED TRANSACTION STATISTICS (OBTS)

Data Information and Limitations

Enclosed are summary tables showing the 1976 dispositions which were reported by criminal justice agencies in your county or statewide. Disposition data are not included for Santa Clara County since they used a different reporting system.

This information is the result of the Offender-Based Transaction Statistics (OBTS) reporting system. It includes data on the 1976 dispositions of adults arrested on felony charges which took place at the police, prosecutor, lower court, and superior court levels of the California and county criminal justice system.

Like any newly implemented statistical reporting system, data are often incomplete during the developmental years. During the transition from the previous system of reporting data on the disposition of felony defendants at the superior court level to the new OBTS system of reporting dispositions of adult felony arrests at all four levels, the 1976 data from several counties appear to be underreported.

Therefore the following general information and limitations should be taken into consideration in analyzing and using the 1976 OBTS data.

1. These data *do not* represent the total number of adult felony arrests or the total number of dispositions which may have been made at any particular level of the criminal justice system. They do indicate how the adult felony arrestees, whose dispositions were reported to the Bureau of Criminal Statistics (BCS) on the "Disposition of Arrest and Court Action" form (JUS 8715), were disposed of in the California or county criminal justice process.
2. These data reflect *dispositions* that were made in 1976 as a result of adult felony arrests which were made in that year or in previous years.
3. Comparisons should not be made between felony arrest dispositions reported on the JUS 8715 and felony arrests reported to BCS on either the "Monthly Report - Adult Felony Arrests" form (JUS 703) or the "Monthly Arrest and Citation Register" form (750). OBTS data are based upon the year of *disposition* regardless of when the arrest occurred. Arrest data are based upon the year in which the *arrest* took place.
4. It may not be advisable to make statistical comparisons between OBTS data (1975 and 1976) and superior court disposition data previously published by BCS prior to 1975, since these disposition data were collected from two different reporting systems.
5. The total number of felony offense dispositions reported by some sparsely populated counties are so low that they may invalidate any proportionate comparisons that may be made.
6. There was a general decrease in the total number of dispositions received by BCS in 1976. The primary reason for this decrease is the legislation which reduced the possession of limited quantities or concentrations of marijuana from a felony offense to a misdemeanor offense in 1976. Also, the OBTS system expanded from 56 counties in 1975 to 57 counties in 1976. Comparing the data for the same 56 counties (excluding Alameda and Santa Clara) in both years, there was a decrease of 15.1 percent in total dispositions. County and local agencies may also expect this legislative action to affect the total number of 1976 dispositions in their respective jurisdictions.

Questions regarding the enclosed 1976 OBTS data may be directed to Frank Hirleman or Dennis Bartholomew at (916) 920-6165.

TABLE 1. 1976 DISPOSITIONS OF ADULTS ARRESTED ON FELONY CHARGES
IN 57 CALIFORNIA COUNTIES
TYPE OF DISPOSITION BY ARREST OFFENSE

TYPE OF DISPOSITION	TOTALS	ARREST OFFENSE								
		HOMICIDE	FORCIBLE RAPE	ROBBERY	ASSAULT	BURGLARY	THEFT	MOTOR VEHICLE THEFT	DRUG LAW VIOL.	ALL OTHERS
TOTAL ARREST DISPOSITIONS	157537	1394	1840	10406	21018	29365	18236	8174	44305	22799
LAW ENFORCEMENT RELEASES	10395	128	194	1172	1772	2420	1334	1513	1017	1045
COMPLAINTS DENIED	21571	172	466	1793	3556	3064	2520	1495	6073	2437
COMPLAINTS FILED	125371	1094	1180	7441	15690	23881	14382	5166	37215	19322
MISDEMEANOR COMPLAINTS	64414	16	177	1115	10042	9390	7413	2333	24695	9033
FELONY COMPLAINTS	60957	1078	1003	6326	5648	14291	6969	2833	12520	10289
LOWER COURT DISPOSITIONS	89295	150	443	2567	12761	14826	11035	3723	30064	13726
DISMISSED	31471	133	229	1371	3316	3776	3109	1071	15049	3417
ACQUITTED	872	0	5	31	255	107	132	44	188	110
CONVICTED	56952	17	209	1165	9190	10943	7794	2608	14827	10199
GUILTY PLEA	55146	17	194	1124	8657	10648	7544	2533	14490	9939
JURY TRIAL	847	0	11	19	334	160	109	22	89	103
COURT TRIAL	959	0	4	22	199	135	141	53	248	157
SENTENCE	56952	17	209	1165	9190	10943	7794	2608	14827	10199
CYA*	85	0	0	5	6	44	7	12	3	8
STRAIGHT PROBATION	20254	7	62	309	3807	3328	2646	684	4960	4451
PROBATION AND JAIL	19576	5	96	490	3140	4787	3095	1148	3734	3081
COUNTY JAIL	9610	4	38	230	1379	2234	1543	619	2110	1403
FINE	6761	1	12	65	772	467	452	115	3723	1154
OTHER	666	0	1	16	86	83	51	30	297	102
SUPERIOR COURT DISPOSITIONS	36076	944	737	4874	2929	9055	3347	1443	7151	5596
DISMISSED	4395	70	96	448	363	689	438	140	1521	630
ACQUITTED	1118	92	68	156	225	152	88	39	144	154
CONVICTED	30563	782	573	4270	2341	8214	2821	1264	5486	4812
ORIGINAL GUILTY PLEA	8458	91	102	851	483	2385	927	449	1222	1948
NOT GUILTY TO GUILTY	18112	410	324	2672	1333	5051	1655	729	3514	2474
JURY TRIAL	2628	227	112	573	348	509	172	50	358	279
COURT TRIAL	917	41	27	122	137	188	53	29	210	110
TRIAL BY TRANSCRIPT	448	13	8	52	40	81	14	7	182	51
SENTENCE	30563	782	573	4270	2341	8214	2821	1264	5486	4812
DEATH	14	13	0	0	1	0	0	0	0	0
STATE PRISON	5437	469	174	1523	390	1141	269	128	621	722
CYA*	1502	40	33	500	85	569	56	86	63	70
STRAIGHT PROBATION	5264	59	59	286	494	1071	759	172	1239	1125
PROBATION AND JAIL	15181	193	226	1704	1162	4491	1441	696	3027	2241
COUNTY JAIL	1635	7	32	124	186	465	205	156	126	334
FINE	158	0	2	7	8	8	11	1	74	47
GPC**	1158	1	1	114	8	444	78	24	332	156
STATE HOSPITAL-MDSO***	197	0	46	12	6	19	1	1	0	112
OTHER	17	0	0	0	1	6	1	0	4	5

*CALIFORNIA YOUTH AUTHORITY
**CALIFORNIA REHABILITATION CENTER
***MENTALLY-DISORDERED SEX OFFENDER

NOTE: THESE DATA WERE REPORTED BY CRIMINAL JUSTICE AGENCIES ON THE DISPOSITION OF ARREST AND COURT ACTION FORM (JUS 8715). DATA FOR SANTA CLARA COUNTY NOT INCLUDED.

TABLE 2. 1976 COURT CONVICTIONS OF ADULTS ARRESTED ON FELONY CHARGES
 IN 57 CALIFORNIA COUNTIES
 TYPE OF DISPOSITION BY CONVICTED OFFENSE

TYPE OF DISPOSITION	CONVICTED OFFENSE									
	TOTALS	HOMICIDE	FORCIBLE RAPE	ROBBERY	ASSAULT	BURGLARY	THEFT	MOTOR VEHICLE THEFT	DRUG LAW VIOL.	ALL OTHERS
TOTAL CONVICTIONS	87515	715	337	2987	9446	10516	16408	3302	17447	26357
MISDEMEANOR COMPLAINTS	44041	0	0	2	5353	1940	8438	1182	10161	16965
FELONY COMPLAINTS	43474	715	337	2985	4093	8576	7970	2120	7286	9392
LOWER COURT CONVICTIONS	56952	0	0	8	6832	3817	11537	1937	11955	20866
GUILTY PLEA	55146	0	0	7	6362	3690	11206	1985	11674	20322
JURY TRIAL	847	0	0	0	312	86	151	16	73	209
COURT TRIAL	959	0	0	1	158	41	180	36	208	335
SENTENCE	56952	0	0	8	6832	3817	11537	1937	11955	20866
YOUTH AUTHORITY	85	0	0	1	7	34	14	12	4	13
PROBATION	20254	0	0	1	2605	931	3599	449	3404	9269
PROBATION AND JAIL	19576	0	0	1	2669	2009	4903	921	3303	5770
JAIL	9610	0	0	4	1134	796	2415	517	2032	2712
FINE	6761	0	0	0	370	29	542	27	2951	2842
OTHER	666	0	0	1	47	18	64	11	261	264
SUPERIOR COURT CONVICTIONS	30563	715	337	2979	2614	6699	4871	1365	5492	5491
ORIGINAL PLEA OF GUILTY	8458	61	43	568	531	1951	1484	505	1211	2104
CHANGE PLEA TO GUILTY	18112	375	180	1788	1909	4084	3015	762	3524	2875
JURY TRIAL	2628	228	90	507	372	445	246	62	361	317
COURT TRIAL	917	36	17	94	154	162	81	29	214	130
TRIAL BY TRANSCRIPT	448	15	7	22	48	57	45	7	182	65
SENTENCE	30563	715	337	2979	2614	6699	4871	1365	5492	5491
DEATH	14	14	0	0	0	0	0	0	0	0
STATE PRISON	5437	462	158	1399	401	1024	457	152	606	778
YOUTH AUTHORITY	1502	31	22	423	102	533	140	102	62	87
PROBATION	5264	52	22	124	524	776	1090	177	1228	1271
PROBATION AND JAIL	15181	153	88	934	1323	3686	2635	751	3037	2572
JAIL	1635	2	3	5	242	292	386	153	129	423
FINE	158	0	0	2	9	2	9	2	80	54
CRC*	1158	1	0	88	5	368	150	28	346	172
MDSO**	197	0	44	4	6	17	0	0	0	126
OTHER	17	0	0	0	0	1	4	0	4	8

51

*CALIFORNIA REHABILITATION CENTER
 **MENTALLY DISORDERED SEX OFFENDER
 NOTE: THESE DATA WERE REPORTED BY CRIMINAL JUSTICE AGENCIES ON THE 'DISPOSITION OF ARREST AND COURT ACTION' FORM (JUS 8715). DATA FOR SANTA CLARA COUNTY ARE NOT INCLUDED.

TABLE 3. 1976 DISPOSITIONS OF ADULTS ARRESTED ON FELONY CHARGES
IN 57 CALIFORNIA COUNTIES
TYPE OF DISPOSITION BY RACE

TYPE OF DISPOSITION	TOTALS	WHITE	NEGRO	RACE MEXICAN- AMERICAN	OTHER	UNKNOWN
TOTAL ARREST DISPOSITIONS	157537	40034	44011	26625	2725	4142
LAW ENFORCEMENT RELEASES	10595	4472	3811	2095	105	112
COMPLAINTS DENIED	21571	8788	8671	3657	329	126
COMPLAINTS FILED	125371	66774	31529	20873	2291	3904
MISDEMEANOR COMPLAINTS	64414	35990	14628	11290	1177	1329
FELONY COMPLAINTS	60957	30784	16901	9583	1114	2575
LOWER COURT DISPOSITIONS	89295	49941	20503	15240	1712	1899
DISMISSED	31471	17884	7347	4645	390	1005
ACQUITTED	872	396	263	167	15	11
CONVICTED	56952	31661	12873	10428	1107	883
GUILTY PLEA	55146	30790	12305	10133	1061	857
JURY TRIAL	847	404	243	159	25	16
COURT TRIAL	959	467	325	136	21	10
SENTENCE	56952	31661	12873	10428	1107	883
CYA*	85	48	16	16	2	3
STRAIGHT PROBATION	20254	12239	3909	3356	386	364
PROBATION AND JAIL	19576	9958	5164	3828	372	254
COUNTY JAIL	9610	4723	2510	2031	201	145
FINE	6761	4346	1086	1084	135	110
OTHER	666	347	188	113	11	7
SUPERIOR COURT DISPOSITIONS	36076	16833	11026	5633	579	2005
DISMISSED	4395	1827	1470	680	64	354
ACQUITTED	1112	407	446	177	16	72
CONVICTED	30563	14599	9110	4776	499	1579
ORIGINAL GUILTY PLEA	8458	4928	1474	1305	141	610
NOT GUILTY TO GUILTY	18112	8096	6130	2778	292	816
JURY TRIAL	2628	1036	919	494	51	128
COURT TRIAL	917	374	375	143	9	16
TRIAL BY TRANSCRIPT	448	165	212	56	6	9
SENTENCE	30563	14599	9110	4776	499	1579
DEATH	14	8	3	1	0	2
STATE PRISON	5437	2400	1746	884	100	307
CYA*	1502	589	548	272	24	69
STRAIGHT PROBATION	5264	2835	1457	584	84	304
PROBATION AND JAIL	15181	7340	4495	2396	232	718
COUNTY JAIL	1635	676	504	336	44	75
FINE	158	71	56	16	2	13
CRC**	1158	537	260	265	13	83
STATE HOSPITAL-MDSO***	197	131	38	20	0	8
OTHER	17	12	3	2	0	0

*CALIFORNIA YOUTH AUTHORITY

**CALIFORNIA REHABILITATION CENTER

***MENTALLY-DISORDERED SEX OFFENDER

NOTE: THESE DATA WERE REPORTED BY CRIMINAL JUSTICE AGENCIES ON THE 'DISPOSITION OF ARREST AND COURT ACTION' FORM (JUS 8715). DATA FOR SANTA CLARA COUNTY NOT INCLUDED.

TABLE 4. 1976 DISPOSITIONS OF ADULTS ARRESTED ON FELONY CHARGES
IN 57 CALIFORNIA COUNTIES
TYPE OF DISPOSITION BY SEX

TYPE OF DISPOSITION	TOTALS	MALE	SEX FEMALE	UNKNOWN
TOTAL ARREST DISPOSITIONS	157537	134575	21858	1104
LAW ENFORCEMENT RELEASES	10399	9410	1129	46
COMPLAINTS DENIED	21571	18447	3003	121
COMPLAINTS FILED	125371	106718	17716	937
MISDEMEANOR COMPLAINTS	64414	54201	9798	415
FELONY COMPLAINTS	60957	52517	7918	522
LOWER COURT DISPOSITIONS	89295	74952	13715	628
DISMISSED	31471	26003	5156	312
ACQUITTED	872	743	124	5
CONVICTED	56952	48206	8435	311
GUILTY PLEA	55146	46675	8175	296
JURY TRIAL	847	723	120	4
COURT TRIAL	959	808	140	11
SENTENCE	56952	48206	8435	311
CYA*	25	25		1
STRAIGHT PROBATION	20254	16374	3778	102
PROBATION AND JAIL	19576	16728	2735	113
COUNTY JAIL	9610	8559	994	57
FINE	6761	5893	835	23
OTHER	646	570	91	5
SUPERIOR COURT DISPOSITIONS	36076	31766	4001	309
DISMISSED	4395	3700	641	54
ACQUITTED	1118	986	119	11
CONVICTED	30563	27078	3241	244
ORIGINAL GUILTY PLEA	8458	7331	1035	92
NOT GUILTY TO GUILTY	16112	16105	1874	133
JURY TRIAL	2628	2420	193	15
COURT TRIAL	917	821	93	3
TRIAL BY TRANSCRIPT	448	401	46	1
SENTENCE	30563	27078	3241	244
DEATH	14	13	1	0
STATE PRISON	5437	5077	311	49
CYA*	1502	1453	36	13
STRAIGHT PROBATION	5244	4143	1087	34
PROBATION AND JAIL	15181	13528	1534	119
COUNTY JAIL	1635	1532	89	14
FINE	156	139	17	2
CRC**	1158	984	163	11
STATE HOSPITAL-MDSO***	197	193	2	2
OTHER	17	16	1	0

*CALIFORNIA YOUTH AUTHORITY

**CALIFORNIA REHABILITATION CENTER

***MENTALLY-DISORDERED SEX OFFENDER

NOTE: THESE DATA WERE REPORTED BY CRIMINAL JUSTICE AGENCIES ON THE 'DISPOSITION OF ARREST AND COURT ACTION' FORM (JUS 8713). DATA FOR SANTA CLARA COUNTY NOT INCLUDED.

TABLE 5. 1976 DISPOSITIONS OF ADULTS ARRESTED ON FELONY CHARGES
IN 57 CALIFORNIA COUNTIES
TYPE OF DISPOSITION BY AGE

TYPE OF DISPOSITION	TOTALS	AGE					UNKNOWN /NOT CODED
		UNDER 20 YEARS	20-29 YEARS	30-39 YEARS	40 AND OVER		
TOTAL ARREST DISPOSITIONS	157537	19781	93077	27247	15793	1639	
LAW ENFORCEMENT RELEASES	10595	1926	6155	1575	893	46	
COMPLAINTS DENIED	21571	2875	12352	4011	2185	148	
COMPLAINTS FILED	125371	14980	74570	21661	12715	1445	
MISDEMEANOR COMPLAINTS	64414	8522	38818	10382	6164	528	
FELONY COMPLAINTS	60957	6458	35752	11279	6551	917	
LOWER COURT DISPOSITIONS	89295	11605	53412	14635	8832	811	
DISMISSED	31471	3520	20146	4843	2575	387	
ACQUITTED	872	89	508	173	94	8	
CONVICTED	56952	7996	32758	9619	6163	416	
GUILTY PLEA	55146	7820	31723	9271	5922	408	
JURY TRIAL	847	93	470	166	115	3	
COURT TRIAL	959	83	563	182	126	5	
SENTENCE	56952	7996	32758	9619	6163	416	
CYA*	85	47	38	0	0	0	
STRAIGHT PROBATION	20254	2883	11206	3520	2503	142	
PROBATION AND JAIL	19576	2917	11257	3296	1972	134	
COUNTY JAIL	9610	1129	5717	1708	967	89	
FINE	6761	927	4116	1009	664	45	
OTHER	666	93	424	86	57	6	
SUPERIOR COURT DISPOSITIONS	36076	3375	21158	7026	3883	634	
DISMISSED	4395	260	2494	957	544	140	
ACQUITTED	1118	74	571	245	179	49	
CONVICTED	30563	3061	18093	5824	3160	445	
ORIGINAL GUILTY PLEA	8658	1033	4933	1451	862	159	
NOT GUILTY TO GUILTY	18112	1731	10873	3474	1787	247	
JURY TRIAL	2628	154	1487	623	335	29	
COURT TRIAL	917	74	533	178	126	6	
TRIAL BY TRANSCRIPT	448	49	247	98	50	4	
SENTENCE	30563	3061	18093	5824	3160	445	
DEATH	14	0	10	3	1	0	
STATE PRISON	5437	206	3151	1380	629	71	
CYA*	1502	776	706	3	5	12	
STRAIGHT PROBATION	5264	458	2834	1098	781	93	
PROBATION AND JAIL	15181	1452	9437	2681	1394	217	
COUNTY JAIL	1635	107	992	332	180	24	
FINE	158	8	63	32	48	5	
CRC**	1158	23	792	240	83	20	
STATE HOSPITAL-MDSO***	197	9	96	52	37	3	
OTHER	17	2	10	3	2	0	

54

*CALIFORNIA YOUTH AUTHORITY

**CALIFORNIA REHABILITATION CENTER

***MENTALLY-DISORDERED SEX OFFENDER

NOTE: THESE DATA WERE REPORTED BY CRIMINAL JUSTICE AGENCIES ON THE 'DISPOSITION OF ARREST AND COURT ACTION' FORM (JUS 8715). DATA FOR SANTA CLARA COUNTY NOT INCLUDED.

TABLE 6. 1976 DISPOSITIONS OF ADULTS ARRESTED ON FELONY CHARGES
IN 57 CALIFORNIA COUNTIES
TYPE OF SUPERIOR COURT DISPOSITION BY PRIOR CRIMINAL RECORD

TYPE OF DISPOSITION	TOTALS	NO PRIOR RECORD	PRIOR CRIMINAL RECORD				3+PLUS PRIOR PRISON	UNKNOWN
			MISC. PRIOR RECORD	ONE PRIOR PRISON	TWO PRIOR PRISON			
SUPERIOR COURT DISPOSITIONS	36076	5660	22185	2897	1170	877	3287	
DISMISSED	4395	758	2592	334	142	77	492	
ACQUITTED	1118	185	651	94	29	22	137	
CONVICTED	30563	4717	18942	2469	999	778	2658	
ORIGINAL PLEA OF GUILTY	8458	1563	5048	598	236	207	806	
CHANGE PLEA TO GUILTY	18112	2697	11434	1441	597	456	1927	
JURY TRIAL	2628	280	1579	336	127	92	214	
COURT TRIAL	917	134	602	71	27	14	69	
TRIAL BY TRANSCRIPT	448	83	279	23	12	9	42	
SENTENCE	30563	4717	18942	2469	999	778	2658	
DEATH	14	0	8	4	0	1	1	
STATE PRISON	5437	249	2923	1042	425	352	446	
YOUTH AUTHORITY	1502	304	1080	6	1	1	110	
PROBATION	5264	1410	2995	213	89	54	503	
PROBATION AND JAIL	15181	2506	9867	900	343	278	1287	
JAIL	1635	133	1033	190	88	45	146	
FINE	158	37	91	5	5	2	18	
CRQ*	1158	30	825	90	42	42	129	
MDSO**	197	42	111	18	5	3	18	
OTHER	17	6	9	1	1	0	0	

55

*CALIFORNIA REHABILITATION CENTER
 **MENTALLY DISORDERED SEX OFFENDER
 NOTE: THESE DATA WERE REPORTED BY CRIMINAL JUSTICE AGENCIES ON THE 'DISPOSITION OF ARREST AND COURT ACTION' FORM (JUS 8719). DATA FOR SANTA CLARA COUNTY ARE NOT INCLUDED.

TABLE 7. 1976 DISPOSITIONS OF ADULTS ARRESTED ON FELONY CHARGES
IN 57 CALIFORNIA COUNTIES
TYPE OF SUPERIOR COURT DISPOSITION BY EXISTING CRIMINAL STATUS

TYPE OF DISPOSITION	TOTALS	EXISTING CRIMINAL STATUS							
		NOT UNDER COMHTMNT	ON PROBATION	ON CRC PAROLE	YOUTH AUTHORITY PAROLE	ON PRISON PAROLE	SERVING NONPRSN TERM	SERVING PRISON TERM	UNKNOWN
SUPERIOR COURT DISPOSITIONS	36076	19209	8913	846	1028	2401	204	188	3287
DISMISSED	4395	2498	964	88	85	247	11	10	492
ACQUITTED	1118	640	221	16	26	72	2	4	137
CONVICTED	30563	16071	7728	742	917	2082	191	174	2658
ORIGINAL PLEA OF GUILTY	8458	4543	2008	201	251	473	91	85	806
CHANGE PLEA TO GUILTY	18112	9428	4793	455	529	1217	94	69	1527
JURY TRIAL	2628	1291	605	68	108	318	4	20	214
COURT TRIAL	917	540	220	12	23	51	2	0	69
TRIAL BY TRANSCRIPT	448	269	102	6	6	23	0	0	42
SENTENCE	30563	16071	7728	742	917	2082	191	174	2658
DEATH	14	4	0	0	5	3	0	1	1
STATE PRISON	5437	1927	1347	245	249	1037	40	146	446
YOUTH AUTHORITY	1502	821	332	4	218	5	12	0	110
PROBATION	5264	3543	968	64	44	130	8	4	503
PROBATION AND JAIL	13181	8468	4139	261	299	639	73	15	1287
JAIL	1635	666	483	41	67	173	52	7	146
FINE	158	101	33	0	0	6	0	0	18
CRC*	1158	407	385	126	28	77	6	0	129
MDSO**	197	124	36	1	7	11	0	0	18
OTHER	17	10	5	0	0	1	0	1	0

56

*CALIFORNIA REHABILITATION CENTER
**MENTALLY DISORDERED SEX OFFENDER
NOTE: THESE DATA WERE REPORTED BY CRIMINAL JUSTICE AGENCIES ON THE 'DISPOSITION OF ARREST AND COURT ACTION' FORM (JUS 8719). DATA FOR SANTA CLARA COUNTY ARE NOT INCLUDED.

TABLE 8

1976 DISPOSITIONS OF ADULTS ARRESTED ON FELONY CHARGES IN 57 CALIFORNIA COUNTIES

Type of Disposition by County

Type of disposition	Total	County of disposition										
		Alameda	Alpine	Amador	Butte	Calaveras	Colusa	Contra Costa	Del Norte	El Dorado	Fresno	Glenn
Total arrest dispositions	157,537*	9,791	3	89	304	107	63	4,116	156	532	2,951	90
Law enforcement releases	10,595	122	0	0	17	1	1	729	13	22	179	2
Complaints denied	21,571*	1,308	0	2	13	2	0	296	23	26	296	1
Complaints filed	125,371	8,361	3	87	274	104	62	3,091	120	484	2,476	87
Misdemeanor complaints	64,414	3,862	2	10	70	23	25	1,716	88	175	1,206	18
Felony complaints	60,957	4,499	1	77	204	81	37	1,375	32	309	1,270	69
Lower court dispositions	89,295	6,519	3	60	129	73	39	2,013	111	327	2,347	32
Dismissed	31,471	2,604	1	17	44	24	5	753	25	130	1,026	10
Acquitted	872	43	0	0	1	0	1	26	1	3	15	0
Convicted	56,952	3,872	2	43	84	49	33	1,234	85	194	1,306	22
Guilty plea	55,146	3,716	2	43	81	44	33	1,194	81	191	1,274	22
Jury trial	847	38	0	0	1	3	0	33	2	0	29	0
Court trial	959	118	0	0	2	2	0	7	2	3	3	0
Sentence	56,952	3,872	2	43	84	49	33	1,234	85	194	1,306	22
Youth Authority	85	6	0	0	0	0	0	2	0	0	3	0
Straight probation	20,254	1,526	0	34	21	19	11	226	26	54	237	5
Probation and jail	19,576	886	0	1	15	13	5	317	3	44	773	6
County jail	9,610	916	1	2	30	10	8	383	28	48	207	9
Fine	6,761	389	1	6	17	5	9	275	28	44	80	2
Other	666	149	0	0	1	2	0	31	0	4	6	0
Superior court dispositions	36,076	1,842	0	27	145	31	23	1,078	9	157	129	55
Dismissed	4,395	234	0	3	15	2	2	60	0	26	41	27
Acquitted	1,118	23	0	0	5	0	0	9	0	0	3	0
Convicted	30,563	1,585	0	24	125	29	21	1,009	9	131	85	28
Original guilty plea	8,458	107	0	16	69	9	10	103	4	74	36	19
Not guilty to guilty	18,112	1,388	0	6	24	19	8	834	3	51	31	6
Jury trial	2,628	84	0	1	26	1	2	71	1	6	17	3
Court trial	917	5	0	1	6	0	0	1	1	0	1	0
Trial by transcript	448	1	0	0	0	0	1	0	0	0	0	0
Sentence	30,563	1,585	0	24	125	29	21	1,009	9	131	85	28
Death	14	0	0	0	0	0	0	1	0	0	0	0
State prison	5,437	221	0	2	61	3	0	140	3	15	32	4
Youth Authority	1,502	62	0	8	6	0	0	80	1	4	6	1
Straight probation	5,264	322	0	11	19	13	1	159	2	9	5	3
Probation and jail	15,181	880	0	2	30	11	17	522	1	83	28	17
County jail	1,635	39	0	1	5	1	3	26	2	15	0	3
Fine	158	2	0	0	0	0	0	3	0	1	0	0
CRC**	1,158	52	0	0	3	0	0	69	0	2	13	0
State hospital-MDSO***	197	6	0	0	1	1	0	9	0	1	0	0
Other	17	1	0	0	0	0	0	0	0	1	1	0

57

TABLE 8 - Continued

1976 DISPOSITIONS OF ADULTS ARRESTED ON FELONY CHARGES IN 57 CALIFORNIA COUNTIES

Type of Disposition by County

Type of disposition	County of disposition											
	Humboldt	Imperial	Inyo	Kern	Kings	Lake	Lassen	Los Angeles	Madera	Marin	Mariposa	Mendocino
Total arrest dispositions	779	614	68	3,337	439	161	79	63,531	300	1,015	24	188
Law enforcement releases	5	38	1	287	6	1	1	6,057	5	0	1	18
Complaints denied	27	35	3	110	28	3	12	12,036	13	93	0	2
Complaints filed	747	541	64	2,940	405	157	66	45,438	282	922	23	168
Misdemeanor complaints	257	152	15	1,636	129	23	26	28,322	106	382	5	58
Felony complaints	490	389	49	1,304	276	134	40	17,116	176	540	18	110
Lower court dispositions	513	419	40	2,284	326	62	42	30,998	211	620	19	100
Dismissed	226	178	10	850	136	22	9	8,954	89	239	6	29
Acquitted	0	12	0	9	3	0	0	440	2	6	0	4
Convicted	287	229	30	1,425	187	40	33	21,604	120	375	13	67
Guilty plea	280	202	30	1,392	177	39	32	20,880	113	370	13	49
Jury trial	6	3	0	20	9	0	0	342	5	5	0	3
Court trial	1	24	0	13	1	1	1	382	2	0	0	15
Sentence	287	229	30	1,425	187	40	33	21,604	120	375	13	67
Youth Authority	1	2	0	6	0	0	0	20	1	0	0	0
Straight probation	129	90	17	646	46	15	8	7,821	13	135	1	12
Probation and jail	65	51	0	416	61	11	10	7,370	48	177	3	13
County jail	52	49	7	218	55	8	10	3,519	40	49	3	30
Fine	39	31	5	132	25	6	5	2,576	18	10	6	12
Other	1	6	1	7	0	0	0	298	0	4	0	0
Superior court dispositions . . .	234	122	24	656	79	95	24	14,440	71	302	4	68
Dismissed	52	16	4	52	25	14	4	1,963	15	11	0	4
Acquitted	3	2	0	17	5	2	0	671	1	18	0	5
Convicted	179	104	20	587	49	79	20	11,806	55	273	4	59
Original guilty plea	88	46	8	347	13	21	12	2,163	14	36	1	28
Not guilty to guilty	74	42	12	158	22	46	4	7,850	24	196	3	16
Jury trial	15	12	0	76	14	12	1	794	17	34	0	11
Court trial	2	3	0	4	0	0	3	600	0	6	0	4
Trial by transcript	0	1	0	2	0	0	0	399	0	1	0	0
Sentence	179	104	20	587	49	79	20	11,806	55	273	4	59
Death	0	0	0	0	0	0	0	4	0	4	0	0
State prison	23	23	1	191	14	13	14	1,690	34	44	1	20
Youth Authority	2	6	0	25	0	5	0	637	1	12	0	4
Straight probation	48	18	10	62	1	12	1	2,293	3	24	2	1
Probation and jail	59	36	6	236	26	33	1	5,824	13	173	0	24
County jail	42	13	3	14	1	10	4	812	1	6	1	10
Fine	1	0	0	3	0	2	0	94	0	1	0	0
CRC**	3	8	0	52	7	0	0	379	3	7	0	0
State hospital-MDSO***	1	0	0	2	0	4	0	71	0	1	0	0
Other	0	0	0	2	0	0	0	2	0	1	0	0

58

TABLE 8 - Continued

1976 DISPOSITIONS OF ADULTS ARRESTED ON FELONY CHARGES IN 57 CALIFORNIA COUNTIES

Type of Disposition by County

Type of disposition	County of disposition											
	Merced	Modoc	Mono	Monterey	Napa	Nevada	Orange	Placer	Plumas	Riverside	Sacramento	San Benito
Total arrest dispositions	692	49	46	1,734	345	173	11,930	467	61	4,108	4,711	77
Law enforcement releases	5	0	0	20	0	2	469	7	9	150	34	3
Complaints denied	8	0	6	201	5	11	1,000	5	1	345	413	1
Complaints filed	679	49	40	1,513	340	160	10,461	455	51	3,613	4,264	73
Misdemeanor complaints	193	7	7	463	73	54	5,998	181	16	1,992	1,343	31
Felony complaints	486	42	33	1,050	267	106	4,463	274	35	1,621	2,921	42
Lower court dispositions	419	17	21	816	256	112	8,605	313	24	2,674	3,149	49
Dismissed	159	5	5	340	104	38	3,754	123	5	946	1,126	15
Acquitted	4	0	1	13	0	1	41	1	0	23	13	0
Convicted	256	12	15	463	152	73	4,810	189	19	1,705	2,010	34
Guilty plea	247	10	15	442	149	72	4,734	185	13	1,656	1,978	34
Jury trial	4	1	0	13	2	0	57	0	2	26	18	0
Court trial	5	1	0	8	1	1	19	4	4	23	14	0
Sentence	256	12	15	463	152	73	4,810	189	19	1,705	2,010	34
Youth Authority	0	0	0	1	0	1	1	2	0	3	5	0
Straight probation	56	8	3	137	44	16	1,526	73	2	813	579	7
Probation and jail	89	1	9	209	49	36	2,289	22	3	569	547	8
County jail	58	3	2	69	37	11	402	27	3	181	440	8
Fine	51	0	1	41	21	9	542	55	11	129	437	11
Other	2	0	0	6	1	0	50	10	0	10	2	0
Superior court dispositions	260	32	19	697	84	48	1,856	142	27	939	1,115	24
Dismissed	26	3	1	111	8	4	157	31	3	129	175	5
Acquitted	5	0	0	16	3	0	38	2	4	66	23	0
Convicted	229	29	18	570	73	44	1,661	109	20	744	917	19
Original guilty plea	103	21	10	205	38	16	881	43	5	410	362	10
Not guilty to guilty	82	4	3	282	27	7	578	58	9	208	456	8
Jury trial	34	3	1	57	7	8	172	7	6	90	91	1
Court trial	10	1	2	19	1	13	23	1	0	36	8	0
Trial by transcript	0	0	2	7	0	0	7	0	0	0	0	0
Sentence	229	29	18	570	73	44	1,661	109	20	744	917	19
Death	1	0	0	0	0	0	1	0	0	1	0	0
State prison	29	7	1	152	13	13	296	17	8	166	207	3
Youth Authority	8	1	1	26	9	2	63	7	0	21	47	0
Straight probation	9	6	8	68	14	9	103	25	9	104	96	3
Probation and jail	156	14	5	260	23	15	1,122	49	0	431	448	11
County jail	9	1	1	43	4	4	12	6	1	11	66	2
Fine	0	0	2	3	1	0	2	2	1	1	1	0
CRC**	14	0	0	17	7	1	45	1	0	4	39	0
State hospital-MDSO***	2	0	0	1	2	0	11	0	0	5	13	0
Other	1	0	0	0	0	0	1	2	1	0	0	0

59

TABLE 8 - Continued

1976 DISPOSITIONS OF ADULTS ARRESTED ON FELONY CHARGES IN 57 CALIFORNIA COUNTIES

Type of Disposition by County

Type of disposition	County of disposition											
	San Bernardino	San Diego	San Francisco	San Joaquin	San Luis Obispo	San Mateo	Santa Barbara	Santa Cruz	Shasta	Sierra	Siskiyou	Solano
Total arrest dispositions	5,604	13,506	7,129	2,385	505	2,870	1,685	1,081	733	26	162	1,486
Law enforcement releases	710	1,381	15	14	4	56	22	1	6	2	5	21
Complaints denied	458	1,506	2,235	104	83	99	181	48	0	0	9	26
Complaints filed	4,436	10,619	4,879	2,267	418	2,715	1,482	1,032	727	24	148	1,439
Misdemeanor complaints	1,885	4,921	2,177	790	238	1,203	923	320	120	6	41	323
Felony complaints	2,551	5,698	2,702	1,477	180	1,512	559	712	607	18	107	1,116
Lower court dispositions	2,971	7,120	3,430	1,721	290	2,115	1,164	648	269	10	80	1,106
Dismissed	1,067	2,798	1,358	552	77	797	343	274	85	5	23	475
Acquitted	14	112	25	4	2	10	6	1	0	0	0	9
Convicted	1,890	4,210	2,047	1,165	211	1,308	815	373	184	5	57	622
Guilty plea	1,852	4,093	1,871	1,146	209	1,272	794	363	166	5	51	614
Jury trial	22	66	16	14	1	24	12	4	4	0	1	7
Court trial	16	51	160	5	1	12	9	6	14	0	5	1
Sentence	1,890	4,210	2,047	1,165	211	1,308	815	373	184	5	57	622
Youth Authority	6	4	2	3	0	2	2	3	0	0	0	1
Straight probation	807	2,310	274	359	98	483	276	83	69	2	12	239
Probation and jail	551	1,100	1,244	655	64	431	168	131	49	0	7	214
County jail	316	405	421	90	18	230	212	97	27	2	16	116
Fine	204	376	78	56	30	145	156	57	38	1	22	51
Other	6	15	28	2	1	17	1	2	1	0	0	1
Superior court dispositions	1,465	3,499	1,449	546	128	600	318	384	458	14	68	333
Dismissed	160	271	202	78	7	63	34	48	38	6	11	6
Acquitted	41	45	8	13	2	8	6	7	4	1	6	7
Convicted	1,264	3,183	1,239	455	119	529	278	329	416	7	51	320
Original guilty plea	523	1,089	175	45	71	141	70	123	180	5	25	152
Not guilty to guilty	568	1,823	892	356	45	338	149	171	188	2	17	128
Jury trial	156	222	122	50	3	42	45	27	36	0	8	38
Court trial	16	40	50	1	0	5	12	3	11	0	1	1
Trial by transcript	1	9	0	3	0	3	2	5	1	0	0	1
Sentence	1,264	3,183	1,239	455	119	529	278	329	416	7	51	320
Death	1	1	0	0	0	0	0	0	0	0	0	0
State prison	290	550	249	97	56	95	65	62	83	0	14	85
Youth Authority	86	105	56	30	1	18	8	17	22	0	2	9
Straight probation	337	651	190	95	5	93	38	46	57	4	12	102
Probation and jail	409	1,545	678	212	45	278	122	175	177	2	7	112
County jail	67	103	21	12	2	25	25	9	61	1	13	8
Fine	5	14	1	0	0	7	0	0	3	0	1	3
CRC**	62	184	40	7	6	11	18	19	10	0	1	1
State hospital-MDSO***	7	29	4	2	4	1	2	1	2	0	0	0
Other	0	1	0	0	0	1	0	0	1	0	1	0

09

TABLE 8 - Continued

1976 DISPOSITIONS OF ADULTS ARRESTED ON FELONY CHARGES IN 57 CALIFORNIA COUNTIES

Type of Disposition by County

Type of disposition	County of disposition									
	Sonoma	Stanislaus	Sutter	Tehama	Trinity	Tulare	Tuolumne	Ventura	Yolo	Yuba
Total arrest dispositions	1,075	1,628	176	99	68	1,110	157	1,835	716	337
Law enforcement releases	15	23	0	0	0	15	2	90	4	4
Complaints denied	96	126	2	2	3	44	10	116	37	27
Complaints filed	964	1,479	174	97	65	1,051	145	1,629	675	306
Misdemeanor complaints	430	625	60	21	7	365	36	834	299	126
Felony complaints	534	854	114	76	58	686	109	795	376	180
Lower court dispositions	707	1,151	106	74	18	726	81	1,059	520	187
Dismissed	319	326	36	38	7	244	20	354	189	77
Acquitted	4	3	1	2	1	5	5	2	3	0
Convicted	384	822	69	34	10	477	56	703	328	110
Guilty plea	375	810	67	32	10	459	55	680	320	109
Jury trial	4	6	1	0	0	16	0	19	8	0
Court trial	5	6	1	2	0	2	1	4	0	1
Sentence	384	822	69	34	10	477	56	703	328	110
Youth Authority	3	0	0	0	0	0	0	3	2	0
Straight probation	171	149	20	16	1	71	18	277	104	59
Probation and jail	98	186	14	3	1	168	14	264	77	18
County jail	76	242	18	12	4	193	6	88	76	22
Fine	35	245	17	3	4	45	18	71	69	11
Other	1	0	0	0	0	0	0	0	0	0
Superior court dispositions . .	257	328	68	23	47	325	64	570	155	119
Dismissed	61	30	3	3	6	57	20	35	20	13
Acquitted	7	8	0	0	6	15	2	4	3	4
Convicted	189	290	65	20	35	253	42	531	132	102
Original guilty plea	30	96	40	13	28	51	15	169	61	28
Not guilty to guilty	124	141	16	5	7	157	19	306	61	60
Jury trial	29	47	8	1	0	45	7	46	10	11
Court trial	6	6	1	1	0	0	1	8	0	3
Trial by transcript	0	0	0	0	0	0	0	2	0	0
Sentence	189	290	65	20	35	253	42	531	132	102
Death	0	0	0	0	0	0	0	0	0	0
State prison	48	58	8	3	4	72	12	80	27	18
Youth Authority	21	20	0	1	1	9	0	30	9	7
Straight probation	20	4	14	6	2	4	5	63	16	27
Probation and jail	77	195	25	9	17	127	16	295	70	32
County jail	4	7	16	0	7	22	6	38	6	10
Fine	0	1	0	0	3	0	0	0	0	0
CRC**	16	5	2	1	1	17	2	19	4	7
State hospital-MDSO*** . . .	3	0	0	0	1	2	1	6	0	1
Other	0	0	0	0	0	0	0	0	0	0

61

*Includes 34 dispositions of adult felony arrests made by state agencies (i.e., non-county agencies).

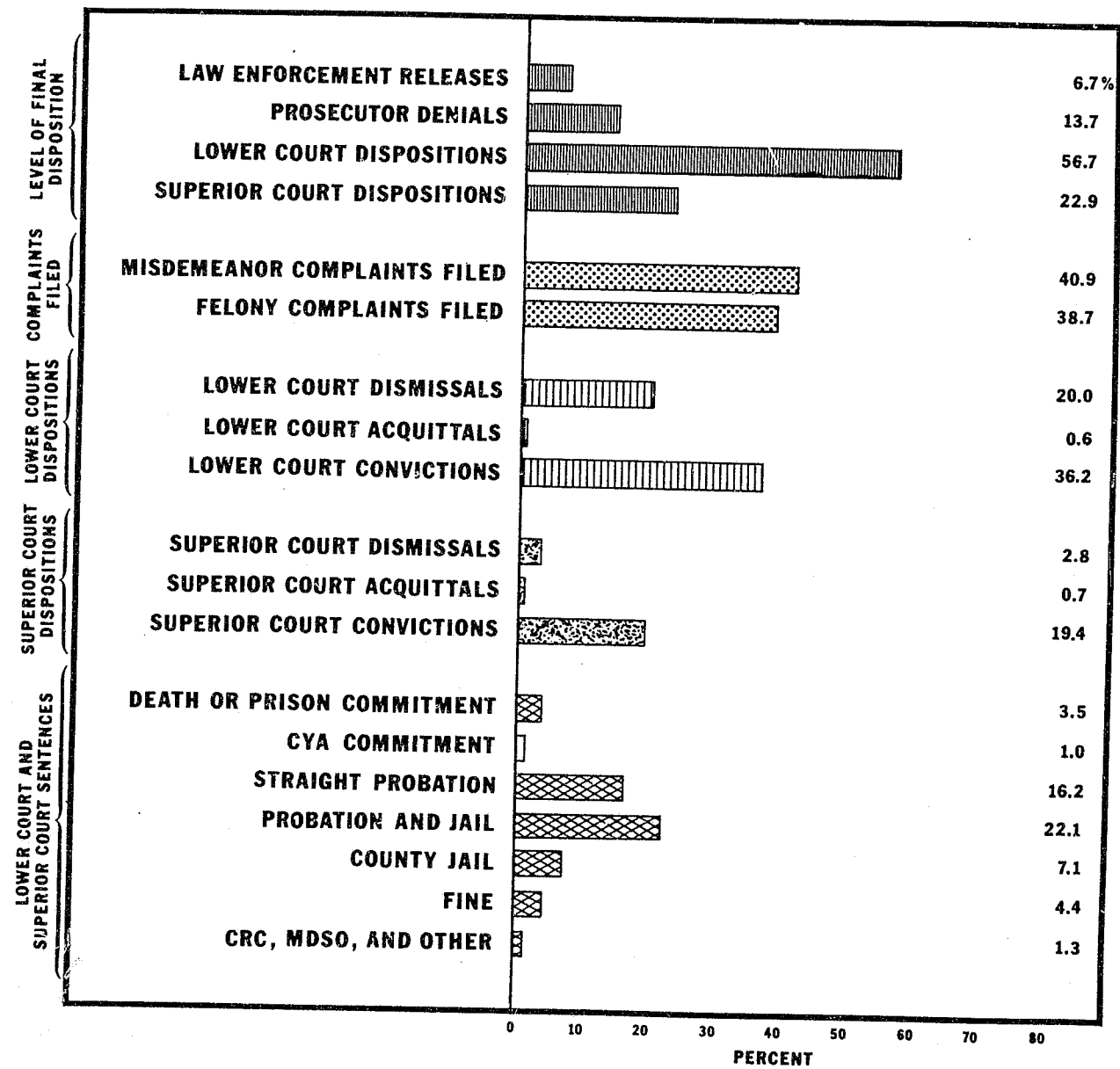
**California Rehabilitation Center

***Mentally Disordered Sex Offender.

Notes: These data were reported by criminal justice agencies on the "Disposition of Arrest and Court Action" form (JUS 8715).
Data for Santa Clara County are not available.

1976 DISPOSITIONS OF ADULTS ARRESTED ON FELONY CHARGES IN 57 CALIFORNIA COUNTIES

STATEWIDE



NOTE: PERCENTAGES MAY NOT TOTAL 100.0% DUE TO ROUNDING.

1976
OFFENDER-BASED TRANSACTION STATISTICS (OBTS)
IN
LOS ANGELES COUNTY

Prepared by:
Department of Justice
Division of Law Enforcement
Bureau of Criminal Statistics
77 Cadillac Drive
P. O. Box 13427
Sacramento, California 95813

1976 OFFENDER-BASED TRANSACTION STATISTICS (OBTS)

Data Information and Limitations

Enclosed are summary tables showing the 1976 dispositions which were reported by criminal justice agencies in your county or statewide. Disposition data are not included for Santa Clara County since they used a different reporting system.

This information is the result of the Offender-Based Transaction Statistics (OBTS) reporting system. It includes data on the 1976 dispositions of adults arrested on felony charges which took place at the police, prosecutor, lower court, and superior court levels of the California and county criminal justice system.

Like any newly implemented statistical reporting system, data are often incomplete during the developmental years. During the transition from the previous system of reporting data on the disposition of felony defendants at the superior court level to the new OBTS system of reporting dispositions of adult felony arrests at all four levels, the 1976 data from several counties appear to be underreported.

Therefore the following general information and limitations should be taken into consideration in analyzing and using the 1976 OBTS data.

1. These data *do not* represent the total number of adult felony arrests or the total number of dispositions which may have been made at any particular level of the criminal justice system. They do indicate how the adult felony arrestees, whose dispositions were reported to the Bureau of Criminal Statistics (BCS) on the "Disposition of Arrest and Court Action" form (JUS 8715), were disposed of in the California or county criminal justice process.
2. These data reflect *dispositions* that were made in 1976 as a result of adult felony arrests which were made in that year or in previous years.
3. Comparisons should not be made between felony arrest dispositions reported on the JUS 8715 and felony arrests reported to BCS on either the "Monthly Report - Adult Felony Arrests" form (JUS 703) or the "Monthly Arrest and Citation Register" form (750). OBTS data are based upon the year of *disposition* regardless of when the arrest occurred. Arrest data are based upon the year in which the *arrest* took place.
4. It may not be advisable to make statistical comparisons between OBTS data (1975 and 1976) and superior court disposition data previously published by BCS prior to 1975, since these disposition data were collected from two different reporting systems.
5. The total number of felony offense dispositions reported by some sparsely populated counties are so low that they may invalidate any proportionate comparisons that may be made.
6. There was a general decrease in the total number of dispositions received by BCS in 1976. The primary reason for this decrease is the legislation which reduced the possession of limited quantities or concentrations of marijuana from a felony offense to a misdemeanor offense in 1976. Also, the OBTS system expanded from 56 counties in 1975 to 57 counties in 1976. Comparing the data for the same 56 counties (excluding Alameda and Santa Clara) in both years, there was a decrease of 15.1 percent in total dispositions. County and local agencies may also expect this legislative action to affect the total number of 1976 dispositions in their respective jurisdictions.

Questions regarding the enclosed 1976 OBTS data may be directed to Frank Hirleman or Dennis Bartholomew at (916) 920-6165.

DISPOSITION OF ADULT FELONY ARRESTS, 1976
 TYPE OF DISPOSITION BY ARREST OFFENSE
 LOS ANGELES COUNTY

TYPE OF DISPOSITION	TOTALS	ARREST OFFENSE						MOTOR VEHICLE THEFT	DRUG LAW VIOLS	ALL OTHER
		HOMICIDE	FORCIBLE RAPE	ROBBERY	ASSAULT	BURGLARY	THEFT			
DISPOSITION OF FELONY ARRESTS	63531	655	773	4752	8680	11399	5335	4062	19806	8069
LAW ENFORCEMENT RELEASES	6057	80	91	778	1026	1531	643	1031	387	490
COMPLAINTS DENIED	12036	113	314	1042	2017	1719	889	771	4028	1143
COMPLAINTS FILED	45498	462	368	2932	5637	8149	3803	2260	15391	6436
MISDEMEANOR	28322	9	73	672	4186	4329	2608	1368	11387	3690
FELONY	17116	453	295	2260	1451	3820	1195	892	4004	2746
LOWER COURT DISPOSITIONS	30998	26	94	832	4430	4786	2759	1528	12140	4403
DISMISSED	8954	20	30	277	951	862	476	326	5201	811
CONVICTED	440	0	3	11	142	47	43	27	115	52
GUILTY PLEA	21604	6	61	544	3337	3877	2240	1175	6824	3540
JURY TRIAL	20880	6	55	522	3164	3757	2159	1132	6635	3450
COURT TRIAL	342	0	5	12	119	69	41	17	41	38
SENTENCE	382	0	1	10	54	51	40	26	148	52
YOUTH AUTHORITY	21604	6	61	544	3337	3877	2240	1175	6824	3540
PROBATION	20	0	0	2	2	8	0	4	0	4
PROBATION AND JAIL	7821	4	19	157	1522	1328	825	304	1971	1691
JAIL	7370	0	30	220	1080	1439	930	542	2184	945
FINE	3519	1	8	113	445	875	358	249	1116	354
OTHER	2376	1	4	41	256	195	116	59	1409	495
SUPERIOR COURT DISPOSITIONS	298	0	0	11	32	32	11	17	144	51
DISMISSED	14440	436	274	2100	1207	3363	1044	732	3251	2033
ACQUITTED	1963	41	38	184	147	266	123	70	864	230
CONVICTED	671	50	39	93	135	79	41	20	115	99
ORIGINAL PLEA OF GUILTY	11806	345	197	1823	925	3018	880	642	2272	1704
CHANGE PLEA TO GUILTY	2163	22	25	253	148	576	203	182	241	513
JURY TRIAL	7850	204	114	1247	541	2141	602	415	1569	1017
COURT TRIAL	794	86	32	205	97	125	36	21	115	77
TRIAL BY TRANSCRIPT	600	22	20	76	104	105	27	17	172	57
SENTENCE	399	11	6	42	35	71	12	7	175	40
DEATH	11806	345	197	1823	925	3018	880	642	2272	1704
PRISON	4	4	0	0	0	0	0	0	0	0
YOUTH AUTHORITY	1690	183	51	590	125	294	44	40	206	137
PROBATION	637	26	18	219	44	226	16	40	26	22
PROBATION AND JAIL	2293	30	24	122	221	434	283	101	603	475
JAIL	5824	97	72	763	433	1660	441	361	1209	768
FINE	812	5	13	73	77	235	83	92	62	172
SRC	94	0	1	2	2	3	3	0	53	30
MDSO	379	0	0	47	2	161	10	7	111	41
OTHER	71	0	18	7	1	5	0	1	0	39
	2	0	0	0	0	0	0	0	2	0

65

CONTINUED

1 OF 4

ADULT FELONY ARRESTEES CONVICTED AND SENTENCED, 1976
 CONVICTED OFFENSE BY COURT OF CONVICTION AND SENTENCE
 LOS ANGELES COUNTY

COURT OF CONVICTION	TOTALS	CONVICTED OFFENSE							MOTOR VEHICLE THEFT	DRUG LAW VIOLS	ALL OTHER
		HOMICIDE	FORCIBLE RAPE	ROBBERY	ASSAULT	BURGLARY	THEFT				
TOTAL CONVICTIONS	33410	318	129	1275	3329	3677	5324	1356	8242	9760	
LOWER COURT	21604	0	0	0	2255	1141	3624	758	5929	7897	
GUILTY PLEA	20880	0	0	0	2103	1097	3493	732	5748	7707	
JURY TRIAL	342	0	0	0	111	29	68	12	40	82	
COURT TRIAL	382	0	0	0	41	15	63	14	141	108	
SENTENCE	21604	0	0	0	2255	1141	3624	758	5929	7897	
YOUTH AUTHORITY	20	0	0	0	2	8	3	2	0	5	
PROBATION	7821	0	0	0	965	320	1289	176	1424	2647	
PROBATION AND JAIL	7370	0	0	0	854	522	1472	388	2070	2064	
JAIL	3519	0	0	0	322	278	676	175	1142	926	
FINE	2576	0	0	0	99	7	167	10	1155	1138	
OTHER	298	0	0	0	13	6	17	7	138	117	
SUPERIOR COURT	11806	318	129	1275	1074	2536	1700	598	2313	1863	
ORIGINAL PLEA OF GUILTY	2163	18	12	183	166	521	306	170	250	537	
CHANGE PLEA TO GUILTY	7850	185	72	834	633	1760	1260	383	1594	1129	
JURY TRIAL	794	82	29	180	114	117	60	22	119	71	
COURT TRIAL	600	20	10	60	119	87	40	16	174	74	
TRIAL BY TRANSCRIPT	399	13	6	18	42	51	34	7	176	52	
SENTENCE	11806	318	129	1275	1074	2536	1700	598	2313	1863	
DEATH	4	4	0	0	0	0	0	0	0	0	
PRISON	1690	186	48	552	130	294	90	37	211	142	
YOUTH AUTHORITY	637	22	16	185	47	213	55	42	26	31	
PROBATION	2293	24	9	49	240	322	444	85	607	513	
PROBATION AND JAIL	5824	81	36	448	537	1409	905	340	1232	816	
JAIL	812	1	2	2	113	149	171	87	63	224	
FINE	94	0	0	1	3	1	3	0	54	32	
CRC	379	0	0	36	1	141	32	7	118	44	
MDSO	71	0	18	2	3	7	0	0	0	41	
OTHER	2	0	0	0	0	0	0	0	2	0	

DISPOSITION OF ADULT FELONY ARRESTS, 1976
 TYPE OF DISPOSITION BY RACE
 LOS ANGELES COUNTY

TYPE OF DISPOSITION	TOTALS	WHITE	MEXICAN-AMERICAN	RACE NEGRO	OTHER	UNKNOWN
DISPOSITION OF FELONY ARRESTS	63531	26137	12659	23159	858	718
LAW ENFORCEMENT RELEASES	6057	2261	1258	2471	51	16
COMPLAINTS DENIED	12036	4018	2438	5402	141	37
COMPLAINTS FILED	45438	19858	8963	15286	666	665
MISDEMEANOR	28322	13260	5894	8480	465	243
FELONY	17116	6598	3069	6826	201	422
LOWER COURT DISPOSITIONS	30998	14388	6361	9449	503	297
DISMISSED	8954	4330	1583	2731	143	167
ACQUITTED	440	170	109	153	7	1
CONVICTED	21604	9888	4669	6565	353	129
GUILTY PLEA	20880	9616	4523	6278	335	128
JURY TRIAL	342	129	78	124	10	1
COURT TRIAL	382	143	68	163	8	0
SENTENCE	21604	9888	4669	6565	353	129
YOUTH AUTHORITY	20	11	4	5	0	0
PROBATION	7821	4054	1617	1947	148	55
PROBATION AND JAIL	7370	2744	1610	2852	130	34
JAIL	3519	1560	844	1048	43	24
FINE	2576	1371	531	632	28	14
OTHER	298	148	63	81	4	2
SUPERIOR COURT DISPOSITIONS	14440	5470	2602	5837	163	368
DISMISSED	1963	651	331	825	23	133
ACQUITTED	671	174	113	326	6	32
CONVICTED	11806	4645	2158	4686	134	183
ORIGINAL PLEA OF GUILTY	2163	1095	394	601	26	47
CHANGE PLEA TO GUILTY	7850	3000	1445	3191	92	122
JURY TRIAL	794	211	163	407	7	6
COURT TRIAL	600	201	105	285	5	4
TRIAL BY TRANSCRIPT	399	138	51	202	4	4
SENTENCE	11806	4645	2158	4686	134	183
DEATH	4	1	1	2	0	0
PRISON	1690	558	294	784	26	28
YOUTH AUTHORITY	637	204	118	307	5	3
PROBATION	2293	1062	338	826	30	37
PROBATION AND JAIL	5824	2357	1082	2253	59	73
JAIL	812	239	195	344	8	26
FINE	94	27	11	50	1	5
CRC	379	158	108	98	5	10
MOSC	71	38	11	21	0	1
OTHER	2	1	0	1	0	0

67

DISPOSITION OF ADULT FELONY ARRESTS, 1976
 TYPE OF DISPOSITION BY SEX
 LOS ANGELES COUNTY

TYPE OF DISPOSITION	TOTALS	MALE	SEX FEMALE	UNKNOWN
DISPOSITION OF FELONY ARRESTS	63591	54562	8778	191
LAW ENFORCEMENT RELEASES	6057	5419	626	12
COMPLAINTS DENIED	12036	10299	1704	33
COMPLAINTS FILED	45438	38844	6448	146
MISDEMEANDR	28322	23807	4432	83
FELONY	17116	15037	2016	63
LOWER COURT DISPOSITIONS	30998	26085	4821	92
DISMISSED	8954	7454	1458	42
ACQUITTED	440	373	65	2
CONVICTED	21604	18258	3298	48
GUILTY PLEA	20880	17643	3190	47
JURY TRIAL	342	295	47	0
COURT TRIAL	382	320	61	1
SENTENCE	21604	18258	3298	48
YOUTH AUTHORITY	20	20	0	0
PROBATION	7821	6310	1487	24
PROBATION AND JAIL	7370	6318	1040	12
JAIL	3519	3122	390	7
FINE	2576	2232	340	4
OTHER	298	256	41	1
SUPERIOR COURT DISPOSITIONS	14440	12759	1627	54
DISMISSED	1963	1642	306	15
ACQUITTED	671	580	84	7
CONVICTED	11806	10337	1237	32
ORIGINAL PLEA OF GUILTY	2163	1913	242	8
CHANGE PLEA TO GUILTY	7850	6991	837	22
JURY TRIAL	794	739	54	1
COURT TRIAL	500	539	61	0
TRIAL BY TRANSCRIPT	399	355	43	1
SENTENCE	11806	10337	1237	32
DEATH	4	4	0	0
PRISON	1690	1596	89	5
YOUTH AUTHORITY	637	618	17	2
PROBATION	2293	1840	447	6
PROBATION AND JAIL	5824	5214	596	14
JAIL	612	775	35	2
FINE	94	84	10	0
CRC	379	334	42	3
MDSQ	71	70	1	0
OTHER	2	2	0	0

DISPOSITION OF ADULT FELONY ARRESTS, 1976
 TYPE OF DISPOSITION BY AGE
 LOS ANGELES COUNTY

TYPE OF DISPOSITION	TOTALS	AGE				UNKNOWN
		UNDER 20 YEARS	20-29 YEARS	30-39 YEARS	40 AND OVER	
DISPOSITION OF FELONY ARRESTS	63531	7826	35810	12222		
LAW ENFORCEMENT RELEASES	6057	1178	3431	910	7201	472
COMPLAINTS DENIED	12036	1574	6771	2353	517	21
COMPLAINTS FILED	45438	5074	25608	8959	1906	32
MISDEMEANOR	28322	3493	16191	5364	5378	419
FELONY	17116	1379	9416	3593	3131	140
LOWER COURT DISPOSITIONS	30998	3768	17533	5888	2247	279
DISMISSED	8954	1005	5449	1558	3632	177
ACQUITTED	440	46	244	99	854	88
CONVICTED	21604	2717	11840	4231	50	1
GUILTY PLEA	20880	2643	11443	4072	2728	88
JURY TRIAL	342	44	180	67	2632	88
COURT TRIAL	382	30	215	92	51	0
SENTENCE	21604	2717	11840	4231	45	0
YOUTH AUTHORITY	20	12	8	0	2728	88
PROBATION	7821	1026	4153	1542	0	0
PROBATION AND JAIL	7370	939	3982	1487	1065	35
JAIL	3519	386	2010	719	943	23
FINE	2576	314	1500	449	385	19
OTHER	298	46	187	34	305	8
SUPERIOR COURT DISPOSITIONS	14440	1306	8075	3071	28	3
DISMISSED	1963	111	1047	457	1746	242
ACQUITTED	671	47	324	152	274	74
CONVICTED	11806	1148	6704	2462	111	37
ORIGINAL PLEA OF GUILTY	2163	253	1137	430	1361	131
CHANGE PLEA TO GUILTY	7850	751	4555	1630	303	40
JURY TRIAL	794	56	446	197	834	80
COURT TRIAL	600	43	343	117	89	6
TRIAL BY TRANSCRIPT	399	45	223	88	94	3
SENTENCE	11806	1148	6704	2462	41	2
DEATH	4	0	3	1	1361	131
PRISON	1690	74	926	468	0	0
YOUTH AUTHORITY	637	325	307	3	203	19
PROBATION	2293	208	1156	520	1	1
PROBATION AND JAIL	5824	483	3527	1153	382	27
JAIL	812	51	478	177	600	59
FINE	94	0	37	21	90	16
CRC	379	6	228	99	33	3
MDCS	71	1	41	17	40	6
OTHER	2	0	1	1	12	0
					0	0

DISPOSITION OF ADULT FELONY ARRESTS IN SUPERIOR COURT, 1976
 PRIOR CRIMINAL RECORD BY TYPE OF DISPOSITION
 LOS ANGELES COUNTY

TYPE OF DISPOSITION	TOTALS	NO PRIOR RECORD	MISC. PRIOR RECORD	PRIOR CRIMINAL RECORD		3+PLUS PRIOR PRISON	UNKNOWN
				ONE PRIOR PRISON	TWO PRIOR PRISON		
SUPERIOR COURT DISPOSITIONS	14440	1964	9281	1101	442	315	1337
DISMISSED	1963	354	1165	129	61	36	216
ACQUITTED	671	107	407	55	17	9	81
CONVICTED	11806	1506	7709	917	364	270	1040
ORIGINAL PLEA OF GUILTY	2163	327	1348	151	57	53	227
CHANGE PLEA TO GUILTY	7850	942	5187	608	248	189	676
JURY TRIAL	794	77	511	96	35	15	60
COURT TRIAL	600	87	402	48	14	8	41
TRIAL BY TRANSCRIPT	399	73	261	14	10	5	36
SENTENCE	11806	1506	7709	917	364	270	1040
DEATH	4	0	2	2	0	0	0
PRISON	1690	64	1000	296	113	81	136
YOUTH AUTHORITY	637	93	493	3	1	0	47
PROBATION	2293	536	1392	85	39	21	220
PROBATION AND JAIL	5824	737	3928	376	142	120	521
JAIL	812	44	540	102	38	19	69
FINE	94	16	58	5	2	2	11
CRC	379	8	250	40	25	26	30
MOSO	71	8	45	7	4	1	6
OTHER	2	0	1	1	0	0	0

DISPOSITION OF ADULT FELONY ARRESTS IN SUPERIOR COURT, 1976
 EXISTING CRIMINAL STATUS BY TYPE OF DISPOSITION
 LOS ANGELES COUNTY

TYPE OF DISPOSITION	TOTALS	EXISTING CRIMINAL STATUS		EXISTING CRIMINAL STATUS					UNKNOWN
		NOT UNDER COMMNT	ON PROBATION	ON CRC PAROLE	YOUTH AUTHORITY PAROLE	ON PRISON PAROLE	SERVING NONPRSN TERM	SERVING PRISON TERM	
SUPERIOR COURT DISPOSITIONS	14440	7642	3850	276	373	867	78	17	1337
DISMISSED	1963	1195	413	23	26	87	3	0	216
ACQUITTED	671	382	149	11	11	37	0	0	81
CONVICTED	11806	6065	3288	242	336	743	75	17	1040
ORIGINAL PLEA OF GUILTY	2163	1105	554	43	73	128	29	4	227
CHANGE PLEA TO GUILTY	7850	3961	2279	172	215	490	45	12	676
JURY TRIAL	794	383	218	17	34	80	1	1	60
COURT TRIAL	600	372	141	5	10	31	0	0	41
TRIAL BY TRANSCRIPT	399	244	96	5	4	14	0	0	36
SENTENCE	11806	6065	3288	242	336	743	75	17	1040
DEATH	4	0	0	0	2	2	0	0	0
PRISON	1690	610	485	67	76	301	4	11	136
YOUTH AUTHORITY	637	348	150	2	85	3	2	0	67
PROBATION	2293	1532	453	25	12	45	5	1	220
PROBATION AND JAIL	5824	3061	1745	89	114	271	21	2	521
JAIL	812	301	267	21	33	75	43	3	69
FINE	94	55	23	0	0	5	0	0	11
CRC	379	119	143	37	12	38	0	0	30
MDSO	71	38	22	1	2	2	0	0	6
OTHER	2	1	0	0	0	1	0	0	0

1976

OFFENDER-BASED TRANSACTION STATISTICS (OBTS)

FOR THE

Tracy Police Department

Prepared by:

Department of Justice
Division of Law Enforcement
Bureau of Criminal Statistics
77 Cadillac Drive
Sacramento, California 95825

1976 OFFENDER-BASED TRANSACTION STATISTICS (OBTS)

Data Information and Limitations

Enclosed are summary tables showing the 1976 dispositions which were reported by criminal justice agencies in your county or statewide. Disposition data are not included for Santa Clara County since they used a different reporting system.

This information is the result of the Offender-Based Transaction Statistics (OBTS) reporting system. It includes data on the 1976 dispositions of adults arrested on felony charges which took place at the police, prosecutor, lower court, and superior court levels of the California and county criminal justice system.

Like any newly implemented statistical reporting system, data are often incomplete during the developmental years. During the transition from the previous system of reporting data on the disposition of felony defendants at the superior court level to the new OBTS system of reporting dispositions of adult felony arrests at all four levels, the 1976 data from several counties appear to be underreported.

Therefore the following general information and limitations should be taken into consideration in analyzing and using the 1976 OBTS data.

1. These data *do not* represent the total number of adult felony arrests or the total number of dispositions which may have been made at any particular level of the criminal justice system. They do indicate how the adult felony arrestees, whose dispositions were reported to the Bureau of Criminal Statistics (BCS) on the "Disposition of Arrest and Court Action" form (JUS 8715), were disposed of in the California or county criminal justice process.
2. These data reflect *dispositions* that were made in 1976 as a result of adult felony arrests which were made in that year or in previous years.
3. Comparisons should not be made between felony arrest dispositions reported on the JUS 8715 and felony arrests reported to BCS on either the "Monthly Report - Adult Felony Arrests" form (JUS 703) or the "Monthly Arrest and Citation Register" form (750). OBTS data are based upon the year of *disposition* regardless of when the arrest occurred. Arrest data are based upon the year in which the *arrest* took place.
4. It may not be advisable to make statistical comparisons between OBTS data (1975 and 1976) and superior court disposition data previously published by BCS prior to 1975, since these disposition data were collected from two different reporting systems.
5. The total number of felony offense dispositions reported by some sparsely populated counties are so low that they may invalidate any proportionate comparisons that may be made.
6. There was a general decrease in the total number of dispositions received by BCS in 1976. The primary reason for this decrease is the legislation which reduced the possession of limited quantities or concentrations of marijuana from a felony offense to a misdemeanor offense in 1976. Also, the OBTS system expanded from 56 counties in 1975 to 57 counties in 1976. Comparing the data for the same 56 counties (excluding Alameda and Santa Clara) in both years, there was a decrease of 15.1 percent in total dispositions. County and local agencies may also expect this legislative action to affect the total number of 1976 dispositions in their respective jurisdictions.

Questions regarding the enclosed 1976 OBTS data may be directed to David Miller or Dennis Bartholomew at (916) 322-5234.

TABLE 3, SUMMARY OF 1976 DISPOSITIONS OF ADULT FELONY ARRESTS
MADE BY TRACY P.D.;
TYPE OF ARREST OFFENSE BY LEVEL OF DISPOSITION

TYPE OF DISPOSITION	TOTALS	ARREST OFFENSE									ALL OTHERS
		HOMICIDE	FORCIBLE RAPE	ROBBERY	ASSAULT	BURGLARY	THEFT	MOTOR VEHICLE THEFT	DRUG LAW VIOL.		
TOTAL ARREST DISPOSITIONS	135	2	2	6	15	15	18	3	46	28	
LAW ENFORCEMENT RELEASES	2	0	0	0	1	0	0	1	0	0	
COMPLAINTS DENIED	0	0	0	0	0	0	0	0	0	0	
COMPLAINTS FILED	133	2	2	6	14	15	18	2	46	28	
MISDEMEANOR COMPLAINTS	50	0	0	7	11	7	4	0	20	8	
FELONY COMPLAINTS	83	2	2	6	3	8	14	2	26	20	
LOWER COURT DISPOSITIONS	113	0	1	2	12	14	17	1	41	25	
DISMISSED	42	0	1	0	1	4	9	0	24	3	
ACQUITTED	1	0	0	1	0	0	0	0	0	0	
CONVICTED	70	0	0	1	11	10	8	1	17	22	
GUILTY PLEA	70	0	0	1	11	10	8	1	17	22	
JURY TRIAL	0	0	0	0	0	0	0	0	0	0	
COURT TRIAL	0	0	0	0	0	0	0	0	0	0	
SENTENCE	70	0	0	1	11	10	8	1	17	22	
74 CYA*	0	0	0	0	0	0	0	0	0	0	
STRAIGHT PROBATION	9	0	0	0	0	1	1	0	3	4	
PROBATION AND JAIL	55	0	0	1	11	9	7	1	9	17	
COUNTY JAIL	1	0	0	0	0	0	0	0	1	0	
FINE	5	0	0	0	0	0	0	0	4	1	
OTHER	0	0	0	0	0	0	0	0	0	0	
SUPERIOR COURT DISPOSITIONS	20	2	1	4	2	1	1	1	5	3	
DISMISSED	4	0	0	1	1	0	0	0	2	0	
ACQUITTED	0	0	0	0	0	0	0	0	0	0	
CONVICTED	16	2	1	3	1	1	1	1	3	3	
ORIGINAL GUILTY PLEA	1	0	0	0	0	0	0	0	0	1	
NOT GUILTY TO GUILTY	14	2	1	2	1	1	1	1	3	2	
JURY TRIAL	0	0	0	0	0	0	0	0	0	0	
COURT TRIAL	0	0	0	0	0	0	0	0	0	0	
TRIAL BY TRANSCRIPT	1	0	0	1	0	0	0	0	0	0	
SENTENCE	16	2	1	3	1	1	1	1	3	3	
DEATH	0	0	0	0	0	0	0	0	0	0	
STATE PRISON	3	2	0	1	0	0	0	0	0	0	
CYA*	0	0	0	0	0	0	0	0	0	0	
STRAIGHT PROBATION	1	0	0	0	0	0	0	0	0	1	
PROBATION AND JAIL	11	0	1	2	1	1	1	1	3	1	
COUNTY JAIL	0	0	0	0	0	0	0	0	0	0	
FINE	0	0	0	0	0	0	0	0	0	0	
CRC**	1	0	0	0	0	0	0	0	0	1	
STATE HOSPITAL-MDSO***	0	0	0	0	0	0	0	0	0	0	
OTHER	0	0	0	0	0	0	0	0	0	0	

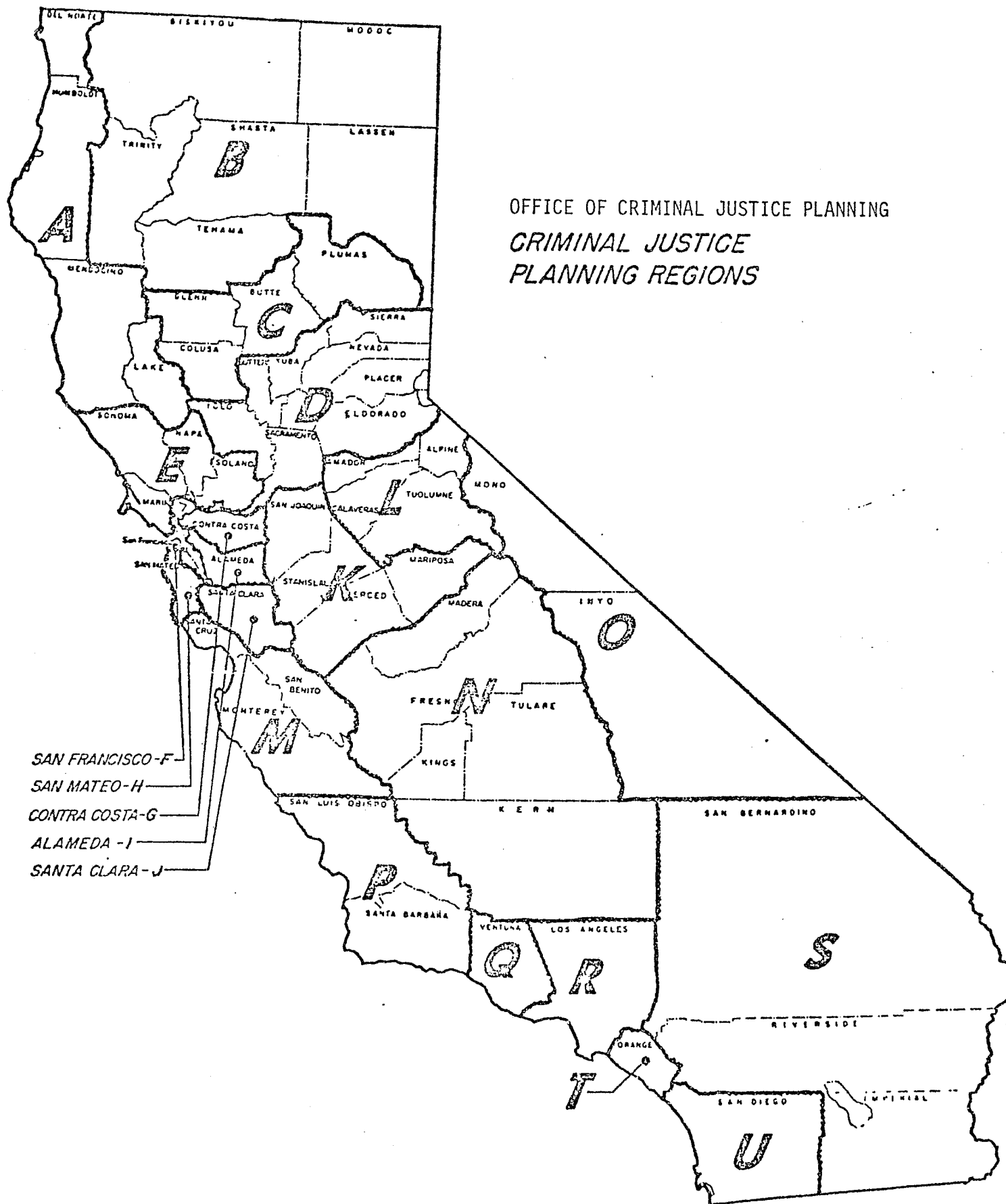
NOTE: DATA FOR SANTA CLARA COUNTY ARE NOT AVAILABLE.

*CALIFORNIA YOUTH AUTHORITY

**CALIFORNIA REHABILITATION CENTER

***MENTALLY-DISORDERED SEX OFFENDER

OFFICE OF CRIMINAL JUSTICE PLANNING
**CRIMINAL JUSTICE
 PLANNING REGIONS**



Regions

Regional Planning Board Chairmen

Regional Planning Directors

F
 San Francisco

The Honorable George R. Moscone
 Mayor, City of San Francisco
 City Hall, Room 200
 San Francisco, CA 94102
 Phone: 8 (415) 558-3456

William J. Mallen, Executive Director
 Mayor's Criminal Justice Council
 1182 Market Street, Suite 204
 San Francisco, CA 94102
 Phone: 8 (415) 864-6801

G
 Contra Costa

William A. O'Malley
 Contra Costa County
 District Attorney
 Courthouse
 Martinez, CA 94553
 Phone: 8 (415) 228-3000
 - Extension 2056

George Roemer, Executive Director
 Criminal Justice Agency Contra
 Costa County
 2280 Diamond Boulevard, Suite 391
 Concord, CA 94520
 Phone: 8 (415) 685-5335

H
 San Mateo

Charles R. Allen
 Criminal Justice Council of
 San Mateo County
 Mills Court Office Building,
 Suite 439
 1860 El Camino Real
 Burlingame, CA 94010
 Phone: 8 (415) 523-1205
 523-1200

Anne Taylor, Director
 Criminal Justice Council of
 San Mateo County
 1860 El Camino Real, Suite 439
 Burlingame, CA 94010
 Phone: (415) 692-1507

I
 Alameda

Rene C. Davidson
 County Clerk-Recorder
 First Floor, Courthouse
 1225 Fallon Street
 Oakland, CA 94612
 Phone: (415) 874-7147

John Lenser, Director
 Alameda Criminal Justice
 Planning Board
 100 Webster Street, Suite 104
 Oakland, CA 94607
 Phone: 8 (415) 874-5661

J
 Santa Clara

Robert Quinlan
 City Manager
 Cupertino City Hall
 10300 Torre Avenue
 Cupertino, CA 95014

George Shannon, Manager
 Santa Clara Regional Criminal
 Justice Planning Board
 447 North First Street
 San Jose, CA 95112
 Phone: 8 (408) 299-2817

K
 Mariposa
 Merced
 San Joaquin
 Stanislaus

Marcus P. Yates
 Chief of Police
 230 W. Elm Street
 Lodi, CA 95240

Dean Hill
 814 - 14th Street
 Modesto, CA 95354
 Phone: (209) 526-6911
 Phone: 8 482-6911

Regions

Regional Planning Board Chairmen

Regional Planning Directors

L
C. pine
Amador
Calaveras
Tuolumne

William Freeman
Alpine County Supervisor
Post Office Box 98
Bear Valley, CA 95233
Phone: (209) 753-2071 (home)
753-2819 (Bus.)

Norman Stebbins, Planning Director
Criminal Justice Planning Board
Courthouse Annex
48 West Yaney Avenue
Sonora, CA 95370
Phone: (209) 532-3103

M
Monterey
San Benito
Santa Cruz

Ben Cooper, Chief
Seaside Police Department
440 Harcourt Avenue
Seaside, CA 93955
Phone: (408) 394-8531

William R. Cameron, Acting Director
Monterey Bay Area Regional
Criminal Justice Planning Board
700 Cass, Suite A
Monterey, CA 93940
Phone: 8 (408) 373-2961

N
Fresno
Kern
Kings
Madera
Tulare

J. J. Johnson, President
Court Administrative Officer
Fresno County Courthouse, Rm. 101
Fresno, CA 93721

Clem V. Lincicum
Central California Criminal
Justice Planning Board
Post Office Box 1441
120 North L Street
Tulare, CA 93274
Phone: (209) 686-0028

O
yo
Mono

Bruce Adams
Mono County Administrator
Post Office Box 614
Bridgeport, CA 93517

Raymond C. Boehne
Eastern Sierra Planning Board
633 North Main Street
Bishop, CA 93514
Phone: 8 (714) 873-4249

P
San Luis Obispo
Santa Barbara

Thomas M. Butch
City Administrator
214 E. Branch Street
Arroyo Grande, CA 93420
Phone: (805) 489-1303

Lawrence B. DeMello
Regional Planning Director
Central Coast Region
Criminal Justice Planning
1517 F Stowell Center
Santa Maria, CA 93454
Phone: (805) 925-0991

Q
Ventura

Robert Owens
Chief of Police
City of Oxnard
2nd and B Streets
Oxnard, CA 93030
Phone: (805) 486-8355

Mal King, Executive Director
Ventura Region
Criminal Justice Planning Board
290 Maple Court, Suite 214
Ventura, CA 93003
Phone: (805) 648-6131, Ext. 2886

CALIFORNIA COUNCIL ON CRIMINAL JUSTICE REGIONS

CONTROL CENTER
7171 Bowling Drive, Suite 490
Sacramento, CA 95823
Phone: (916) 445-0500

Regions

Regional Planning Board Chairmen

Regional Planning Directors

A
Del Norte
Humboldt
Lake
Mendocino

Don Peterson, Supervisor
Humboldt County Courthouse
Eureka, CA 95501
Phone: 8 (707) 445-7693

Jeffrey P. Higgins, Director
North Coast Region A
Criminal Justice Planning Board
Humboldt County Courthouse
825 Fifth Street
Eureka, CA 95501
Phone: 8 (707) 445-7444

B
Lassen
Modoc
Shasta
Siskiyou
Tehama
Trinity

John Balma, Sheriff
1545 West Street, Room 313
Redding, CA 96001
Phone: 8 (916) 241-2321

Lester L. Stanbrough, Jr., Director
Regional Criminal Justice
Planning Board
Drawer 1120
Redding, CA 96001
Phone: (916) 246-6361
8 - 442-6361

Butte
Colusa
Glenn
Plumas

Ken Kolb
Post Office Box 22
Cromberg, CA 96103
(916) 836-2332

L. H. Casagrande
Regional Criminal Justice
Planning Board
2270 Lincoln Street
Oroville, CA 95965
Phone: 8 (916) 534-0343

D
El Dorado
Nevada, Placer,
Sacramento
Sierra, Sutter
Yolo, Yuba

George B. Garcia, Supervisor-
Elect
County of Sutter
463 2nd Street
Yuba City, California 95991
Phone: (916) 673-9125

Stanley L. (Stan) Sachs, Director
Criminal Justice Planning
Sacramento Regional Area
Planning Commission
1225 Eighth Street, Suite 400
Post Office Box 808
Sacramento, CA 95814
Phone: 8 (916) 441-5930

E
Marin
Napa
Solano
Sonoma

Albert E. Gately
City Councilman
69 Bothin Road
Fairfax, CA 94930
Phone: (415) 557-3314 (Bus.)

Raymond Grady, Executive Director
North Bay Regional Criminal
Justice Planning Board
1130 First Street, Suite 206
Napa, CA 94558
Phone: 8 (707) 252-0266

Regions

Regional Planning Board Chairmen

Regional Planning Directors

R
Los Angeles

The Honorable Clarence Stromvall
Judge, Division 82
Los Angeles Municipal Court
429 Bauchet Street
Los Angeles, California 90012
Phone: (213) 974-6085

Ronald Weber, Executive Officer
Los Angeles Regional Criminal
Justice Planning Board
Bradbury Building
304 So. Broadway, Suite 210
Los Angeles, California 90013
Phone: (213) 627-8681
8 - 640-4885

S
Imperial
Riverside
San Bernardino

J. Leonard Speer, Sheriff
Imperial County Sheriff's Dept.
Post Office Box 1040
El Centro, California 92243
Phone: (714) 352-3111

Richard J. Kenyon, Director
Tri-County Council on
Criminal Justice
3640 - 13th Street
Riverside, California 92501
Phone: (714) 787-2224

T
Orange

The Honorable Carol Weddle
Mayor, City of Brea
835 South Brea Boulevard
Brea, California 92621
Phone: (714) 529-2194

Keith Concannon, Director
Criminal Justice Council
623 North Broadway
Post Office Box 1405
Santa Ana, California 92702
Phone: (714) 834-3284

U
San Diego

The Honorable Kenneth A. Johns
Judge, Municipal Court
220 West Broadway
San Diego, California 92101
Phone: (714) 236-2575

Marc Wilson, Acting Director
San Diego Regional Criminal
Justice Planning Advisory Comm.
1600 Pacific Highway, Room 268
San Diego, CA 92101
Phone: (714) 236-2844

Rev. 3/77

THE JUS 8715 SYSTEM

A one-hour, color slide presentation documenting the initiation, completion, processing, and products of the JUS 8715 reporting system.

Prepared by:

E. Dennis Bartholomew
Research Manager I
Offender-Based Transaction Statistics (OBTS)

Department of Justice
Division of Law Enforcement
Bureau of Criminal Statistics
P.O. Box 13427
Sacramento, California 95813

Telephone: (916) 920-6165

August 1977

THE JUS 8715 SYSTEM

Sequence of Pictures and Accompanying Narrative

INTRODUCTION

1. Department of Justice Seal (Graphic)
2. Title Shot (Graphic) - The purpose of this color slide presentation is to familiarize you with how the JUS 8715 should function in your county. It depicts the various processing steps of the police, prosecutor, lower court, superior court, Department of Justice Quality Control Unit, and the Bureau of Criminal Statistics (BCS) as data are collected on the "Disposition of Arrest and Court Action" form (JUS 8715) from statewide criminal justice agencies.
3. BCS Title Shot (Graphic) - These OBTS workshops have been made possible by a special LEAA grant awarded to BCS for the purpose of training local, county, and state criminal justice agencies in the interpretation and use of OBTS data.
4. Acknowledgements (Graphic)

The Department of Justice gratefully acknowledges the cooperation and assistance of the Sacramento Police Department, the office of the Sacramento County District Attorney, and the Sacramento County municipal and superior courts in the preparation of this program.

These processing procedures depict how the JUS 8715 system was functioning in the Sacramento County agencies on June 16, 1977. Local processing procedures in other counties may differ slightly from those shown in this presentation.
5. Production Credits (Graphic)
6. The Attorney General - Evelle J. Younger was elected to the office of Attorney General on January 4, 1971. He moved from his office in Los Angeles to Sacramento in 1975. He heads one of the largest state departments in California. The Department of Justice has approximately 3,000 employees and a current budget of over 55 million dollars. (Note: \$78,000,000 with all reimbursements and federal grants.)
7. Department of Justice (Organization Chart) - Carrying out the purpose of the Attorney General are five (5) major divisions:
 - a. Administration
 - b. Civil Law
 - c. Criminal Law
 - d. Special Operations
 - *e. Law Enforcement

8. Division of Law Enforcement (Organization Chart)

The Division of Law Enforcement (DLE), headed by Dale H. Speck, is staffed with approximately 2,000 employees and operates under a budget of approximately 45 million dollars.

Under the Division of Law Enforcement there are six (6) major branches:

- a. Enforcement and Investigation Branch
- b. Program Services Branch
- c. Organized Crime and Criminal Intelligence Branch
- d. Investigative Services Branch
- e. Law Enforcement Consolidated Data Center (LECDC) Branch
- *f. Identification and Information Branch

9. Identification and Information Branch (Organization Chart)

The "I and I" Branch has approximately 1,000 employees and manages a budget of over 14 million dollars. Fred Wynbrandt directs the activities of two bureaus which work closely together.

- a. Bureau of Identification (BID) - BID has approximately 900 employees and a budget of approximately 12 million dollars.
- *b. Bureau of Criminal Statistics (BCS) - BCS is staffed with approximately 100 employees and operates within a state budget of approximately 2 million dollars.

10. Bureau of Criminal Statistics (Organization Chart)

BCS began modestly in 1931 when a single statistician was hired by the CII Bureau to form the "Criminal Statistics Branch." In 1944, the Office of the Attorney General, the State Division of Narcotic Enforcement, and CII were merged to form the Department of Justice. In 1955, BCS emerged as a separate and distinct Bureau within the Department of Justice, and now numbers approximately 140 employees.

Under the Bureau of Criminal Statistics, there are four (4) components; directed by James M. Watson, Acting Chief of the Bureau, which were reorganized on July 15, 1977.

- a. SAC (Statistical Analysis Center) - Dick Beall
(This includes the Special Studies/Requests component, which had previously been a separate component.)
- b. UCR (Uniform Crime Reporting) - John Dumbauld.
- c. Adult and Juvenile Probation - David Miller

- *d. OBTS and OBCA (Offender-Based Transaction Statistics and Offender-Based Correctional Activity) - Frank Hirleman.

*The Offender-Based Transaction Statistics (OBTS) component is highlighted in this presentation because that is where the JUS 8715 documents are processed.

11. Definition of OBTS (Graphic)

"Offender-Based Transaction Statistics (OBTS) is a system for gathering statistical data from the point of arrest to the point of final disposition for adults arrested on felony charges."

This is a rather brief and simplistic definition, for OBTS is much, much more. It provides for the statistical tracking of felony arrestees through every processing step where a disposition can occur. A single reporting form (JUS 8715) follows the arrestee/defendant through the police, prosecutor, and court phases of the county criminal justice system.

Ultimately, OBTS provides us with the capability of seeing how the criminal justice system deals with felony offenders in terms of their arrest offense, convicted offense, race, sex, age, prior record, and criminal status. Let's take an overall look at the various steps in the JUS 8715 system.

12. JUS 8715 Form (Color-Coded Sections)

This is the "Disposition of Arrest and Court Action" form (JUS 8715). It is the document for reporting the dispositions which occur at the police (blue area), prosecutor (orange area), lower court (pink area), and superior court (gold area) levels of the criminal justice system.

13. The JUS 8715 Reporting System (Graphic)

This flow chart depicts how the one-page, four-part JUS 8715 reporting form should progress through all processing levels of the county and state.

- a. Law Enforcement Level - The JUS 8715 is usually initiated by the local law enforcement agency at the time of an arrest. (Note: BCS only records data on the disposition of felony arrests; BID records data on the arrest and disposition of all retainable offenses - both misdemeanor and felony.)
- b. Prosecutor Level - The JUS 8715 is taken to the prosecutor's office, with the arrest report to have charges filed against the person. (Some filings are also received from the courts as well as from the district attorney's office.)
- c. Lower Court Level - The form should accompany the defendant's case folder into the lower court process for the preliminary hearing.
- d. Superior Court Level - If a final disposition does not occur in lower court, the defendant, his case records, and the JUS 8715 are forwarded to superior court for final adjudication.

- e. DOJ Quality Control Section - Receives the white and green copies of the JUS 8715 after a final disposition has been reached at any of the preceding four levels.
- f. BID - Receives the white copy of the JUS 8715 for updating the rap sheet and the offender's criminal history folder.
- g. BCS - Receives the green copy of the JUS 8715 for statistical purposes.
- h. Local Reporting Agencies - Receive the data they originally provided in the form of rap sheets, disposition trees, statistical data, publications, etc.

This completes the full cycle of the JUS 8715 reporting system: criminal justice information reported by local agencies is returned to them in processed summary form for use by management in planning, budget, and monitoring the effectiveness of their own criminal justice system.

We're going to examine each of these eight processing steps in detail to see how felony offenders are processed by each component within the system.

LAW ENFORCEMENT LEVEL

14. Flow Chart - Police level only (graphic)

15. Police Headquarters

This building at 813 Sixth Street houses the administrative offices of the Sacramento Police Department (SPD).

16. Chief of Police (John P. Kearns)

John P. Kearns was appointed Chief of Police in Sacramento on April 29, 1977. He is 43 years old and had a total of 22 years of police experience and service in the SPD at the time of his appointment. His father emigrated from Ireland and was a patrolman before him. In his 22 years of service with SPD, Chief Kearns has worked as a patrolman, a sergeant in the detective bureau, a Captain of Detectives, Chief of Detectives, Deputy Chief of the Bureau of Field Investigation, and now as Chief of Police.

While working his way up through the ranks, Chief Kearns also earned a B.A. and a Masters degree from Sacramento State University. He has a reputation among his men as being an "honest cop" who believes in mutual cooperation between local, state, and federal criminal justice agencies.

17. Officer Handcuffing a Kneeling Felon

The SPD has approximately 500 sworn personnel (230 civilian; 270 police status). It covers a city whose growing population is now 270,000 and is spread out over 96.5 square miles. It maintains an average of 48 marked police units on the streets at all times with a maximum potential of 66 marked police units in the department. SPD officers such as this accounted for approximately 23,000 felony arrests in 1976. Following each arrest, the arresting officer completes an arrest report which describes the offender, the event, and the circumstances. These arrest reports are forwarded to ...

18. Girl Typing JUS 8715 from Arrest Report

... the Central Records Division where a typist initiates the JUS 8715 form using the information contained on the officer's arrest report.

19. Girl Reviewing JUS 8715 (close up)

If the arrest results in a "station release" (reasons: insufficient evidence, exonerated, victim refuses to prosecute, further investigation, released to another agency, etc.) the date of the person's release and the reason for the release are indicated in this area of the JUS 8715. In 1976, 6.7 percent of the adults arrested on felony charges were released at the law enforcement level.

Notice how carefully the girl checks the information she has just entered from the police report, before removing it from her typewriter, to ensure that it is correct and complete.

If the felony offender is not released at the police level, the arrest report and JUS 8715 are forwarded to a specific SPD detail for further investigation and work. The SPD has 48 hours following the arrest in which to release the offender or seek a formal complaint against the person. To determine which action is appropriate, further investigation is done by the Homicide, Burglary, Robbery, or Youth Services detail.

20. Youth Services Division (Sergeant Mel Cuckovich)

In this case, the JUS 8715 was forwarded to the Youth Services Division where a felony packet is put together on the offender.

21. Assembling a Felony Packet (Sergeant Cuckovich)

This felony packet contains the offense report, crime report, arrest report, rap sheet, supplemental investigation, juvenile probation cover sheet, and the JUS 8715. After the felony packet is assembled it is forwarded to the ...

22. Court Liaison Officer (Sergeant Bill Motmans)

... SPD Court Liaison Officer. Many law enforcement agencies have this type of liaison personnel between their agency and the Office of the District Attorney where the formal complaint is either issued or denied.

23. Court Liaison Officer (Sergeant Bill Motmans)

The Court Liaison Officer from SPD makes two trips a day to the Office of the District Attorney. On an average day, he carries about 12 felony packets to the district attorney's office seeking a formal complaint of charges. He signs all complaints on behalf of the Sacramento Police Department.

(NOTE: In other counties, where no court liaison officer is utilized, the arresting officer usually signs the complaints.)

For the moment, this concludes the processing steps of the law enforcement agency which made the arrest. We'll pick them up again at the end of the JUS 8715 system when the statistical data they reported have been processed, analyzed, published, and returned to them. Let's look now at the ...

PROSECUTOR LEVEL

24. Flow Chart - Police and Prosecutor Only (Graphic)

After a felony arrest has been made and the investigation and paperwork all completed, the law enforcement agency proceeds to the Office of the District Attorney to seek a formal complaint against the offender.

25. Court Liaison Officer (Sergeant Bill Motmans, Mary Yenobkian)

The SPD Court Liaison Officer delivers the felony packets to the receptionist of the D.A. Felony Intake Section twice daily.

26. Felony Intake Deputy (Kenneth L. Hake)

Kenneth L. Hake is the Supervising Deputy District Attorney in charge of the Felony Intake Section where four intake deputies review cases to determine if there are sufficient legal grounds to issue a formal complaint against the offender.

The Intake Deputy reads and reviews the police arrest and investigative reports to determine three basic things:

- a. If a complaint should be filed, or if the offender should be released from custody;
- b. Whether the complaint filed should be for felony charges or misdemeanor charges;
- c. What specific charges should be filed with the court.

The Intake Deputy references the JUS 8715 for the CII number and information on the arrest charges and local fingerprint number. It may be necessary to obtain a copy of the offender's criminal history before proceeding with the complaint process.

27. Denying a Complaint (Karla Crawford)

If there are insufficient grounds to take the case to court, the Intake Deputy decides to deny the complaint sought by the arresting agency. This decision is communicated to his clerical staff ...

28. Denying a Complaint (Karla Crawford)

... who indicate the date and reason code for the complaint being denied in this area of the JUS 8715. Complaints may be denied for several reasons:

- a. Lack of Corpus
- b. Interest of Justice
- c. Illegal Search and Seizure
- d. Lack of Probable Cause
- e. Victim Refuses to Prosecute
- f. Witness Unavailable
- g. Combined with Other Counts
- h. Other

In 1975 and 1976, approximately 13.5 percent of all reported felony arrest dispositions were terminated at the prosecutor level; over one-half of these complaints were rejected for "Lack of Probable Cause."

29. Issuing a Complaint (Carol Anchor)

If there are sufficient grounds to take the case to court, the Intake Deputy decides to issue a formal complaint which is signed by the SPD Court Liaison Officer. This action is communicated to another clerical section where the JUS 8715 is removed from the felony packet and the date of the issuance of the complaint entered on the document. The accurate date of this action is important to the statistical gathering process. In 1975, our statewide (56 county) disposition tree showed an elapsed time of 5.9 days from the date of arrest to the date a complaint was granted by the prosecutor.

This seemed excessive and BCS audited several counties to determine the reason. We found that when the JUS 8715 did not accompany the police request for a complaint, that the person completing the JUS 8715 entered the date the form was completed rather than looking up the actual date the complaint was either issued or denied. This practice resulted in the inflation of the elapsed time data at the prosecutor level and rendered those data useless.

Again, notice how carefully this girl checks her work to ensure that the prosecutor's data have been accurately entered on the reporting form. After completing the JUS 8715 with the date that the complaint was issued, she attaches the JUS 8715 to the complaint and the entire felony packet is hand-carried to the next level in the Sacramento County criminal justice system.

This concludes the processing steps in the prosecutor's office ...

LOWER COURT LEVEL

30. Flow Chart - Police, Prosecutor, and Lower Court Levels only (graphic)

... and we move right along to the next level in the flow of disposition reporting: the Lower Court Level.

31. Sacramento County Courthouse

Both municipal and superior courts are housed in the Sacramento County Courthouse. This block-long structure is directly across the street from the Office of the District Attorney.

32. Sacramento County Courthouse Cornerstone

Dedicated in August 1965, this facility now contains 15 municipal courts and 20 superior courts. The District Attorney's Office has a messenger who daily delivers the complaint packets to the deputy county clerks office in the courthouse building. Let's follow him inside.....

33. D.A. Messenger (John Spragg)

... as the felony packet, complaint, and JUS 8715 enter into the court phases of the Sacramento County criminal justice system.

34. Delivery of Felony Packet to Lower Court (John Spragg and Stephanie Phillips)

The messenger hand-delivers the felony packet, complaint, and the JUS 8715 to one of the Deputy County Clerks in Department "C" where the court folders for felony offenders are created.

35. Lower Court Filing (Stephanie Phillips)

The Deputy County Clerk immediately logs the complaint into the court process by stamping it "FILED," entering the date of filing and endorsing the document with her signature. After the complaint has been filed with the court ...

36. Creating the court folder (close up)

... a case folder is opened for each defendant. This case folder contains the original police felony packet, the complaint and the JUS 8715 which has been completed by the arresting agency and the prosecutor. The lower court receives approximately 400 felony complaints a month from the district attorney. The case folder carries a unique court number to identify the defendant or case which is before the municipal court.

37. Checking the court calendar (could omit this slide)

While filming the document flow and the processing steps of the JUS 8715, I saw this activity taking place. The girl was laboriously working over the two JUS 8715 forms seen in the foreground. There's an interesting story relating to this activity.

As you know, the JUS 8715 is intended to follow the felony offender through all phases of the county criminal justice process - from point of arrest to point of final disposition. What you may not know is that o-c-c-a-s-i-o-n-a-l-l-y the JUS 8715 form just may not reach the next processing level together with the rest of the paperwork - as it was intended to do.

And Sacramento County is no exception. The activity that you see here is an illustration of the extra work that is imposed on various levels when the JUS 8715 becomes separated from the rest of the case. The two JUS 8715s in this picture arrived after the lower court process had begun. The girl is referencing the court calendar to find out if the case has a continuance date. The case folder is filed under the date of the next scheduled court appearance and once the case has been located, the JUS 8715 can be matched up with the corresponding case and proceed through the remaining court processing steps.

This illustrates the importance of keeping the JUS 8715 with the other paperwork as the arrestee/defendant progresses through the criminal justice system.

(Note: After the case folder has been opened, it is forwarded to Department "C" where the defendant is advised of his rights and arraigned. He may enter a plea or request a continuance at the arraignment.)

38. Municipal Court: Department S (actually Department G)

After arraignment, the defendant, and his court file, are sent to Department S for the preliminary hearing.

39. Judge Sheldon Grossfeld in Chambers

This is Judge Sheldon Grossfeld reviewing one of the felony complaints referred to his court for a preliminary hearing. His court alone handles approximately 50 felony preliminary hearings a month. This is about 40 percent to 50 percent of the total number of "felony prelims" that are handled in the Sacramento County Municipal Court.

40. Judge Sheldon Grossfeld in Robes

Judge Grossfeld has sat on the municipal court bench for nine years and was a justice court judge for two and one-half years before coming to municipal court. His department is the primary court in which felony preliminary hearings are held.

41. Lower Court Preliminary Hearing (Judge Grossfeld presiding)

At the preliminary hearing, the defendant is represented by counsel, and testimony may be given by witnesses. Notice the court clerk in this picture: she is recording the court proceedings from which she will later complete the minute orders of the court.

42. Completing the Lower Court Minute Orders (Billie Hayward)

After the preliminary hearing is completed, the court clerk finishes the formal minute orders of the court proceedings which become a permanent part of the case record. These minute orders contain information on the type of disposition which was made at the lower court preliminary hearing.

After completing the minute orders in the courtroom annex, she takes the case record ...

43. Taking the Case Record to the "Felony Calendar Unit" (Billie Hayward)

... to the Felony Calendar Unit where the JUS 8715 is completed.

44. Felony Calendar Unit (Stephanie Phillips)

The Deputy County Clerk in the Felony Calendar Unit transcribes the lower court disposition data from the minute orders of the court to the JUS 8715 form.

45. Completing the JUS 8715 (close up)

The charges which were filed against the defendant; the type of trial, if any; the type of disposition (i.e., discussed, acquitted, convicted, held to answer, or certified to superior court, etc.), as well as the convicted offense and sentence if the case was terminated at lower court - all these disposition data are transferred from the minute orders to the JUS 8715.

Care must be given to the correct and complete entry of all information, or the criminal histories of BID and the statistical data of BCS will be adversely affected.

46. Lower Court Termination of A Felony Arrest (Stephanie Phillips)

If the case is terminated at the lower court level and a final disposition has been recorded in the court minute orders and on the JUS 8715, the JUS 8715 is put in an "out basket" for daily pick up by the Sacramento Police Department. The SPD then separates the four-part form and distributes it. The label on the basket reads "City SAC PD." There is another basket if the arrest was made by the Sacramento County Sheriff's Office.

Note: In some counties, the lower court may distribute the four copies of the JUS 8715 following a final disposition by sending only the yellow copy back to the arresting agency, and the white and green copies directly to BID and BCS. Either procedure is currently acceptable and contingent only upon mutual agreement between county agencies.

47. Lower Court Referral to Superior Court (Stephanie Phillips)

If the case was NOT terminated at the lower court level and the defendant was:

- certified to superior court for sentencing, or
- held to answer in superior court for trial

then the lower court case folder is filed and the holding order or certification order, the complaint, and the JUS 8715 are returned to the District Attorney's Office where an Information or a Certification is filed on the defendant in Superior Court.

In this picture, the Deputy Court Clerk is delivering a group of JUS 8715 documents for cases already filed (or about to be filed) in superior court to the "Criminal Records" section of superior court.

48. Delivering the JUS 8715s to Superior Court (Stephanie Phillips)

This is another example of how extra work is created for processing agencies when the JUS 8715 does not accompany the case records through all phases of the criminal justice system.

If these JUS 8715s had been in the case folder at the lower court level, they would have been returned to the District Attorney's Office with the complaint and the holding or certification order and then forwarded to superior court level with the Information or Certification filing. In reality, these documents have been delayed, and are now "catching up" with the next level of processing.

SUPERIOR COURT LEVEL

49. Flow Chart - Police, Prosecutor, Lower Court and Superior Court levels only (graphic)

50. Superior Court - Department 12

After the district attorney prepares an Information or Certification on a defendant bound over from lower court, this document is filed with the County Clerk's Office where a superior court case folder is opened and a new court number assigned - as was done at the lower court level. From the County Clerk's Office, the case folder is sent to the "Master Calendar Department" and then to one of several superior court departments.

51. Judge Fred W. Marler Junior (at desk)

In this case, Department 12 of the Sacramento County Superior Court receives the case background documentation as to what disposition was made by the lower court. Judge Fred W. Marler Jr. reviews the case records ...

52. Judge Marler Consulting Law Books

... and frequently consults his legal reference books in order to familiarize himself with case precedents or legal technicalities which could affect the defendant or jury which will soon be appearing in his courtroom.

53. Judge Marler on the Bench

As court convenes, the bailiff and court clerk are on his Honor's right; the court reporter and jury are on his left and the defendant and legal counsel face him.

In August 1965, when the Sacramento County Courthouse was first opened, there was one criminal court such as this to hear felony cases - 12 years later, there are four felony courts similar to this one over which Judge Marler presides.

54. Superior Court Jury and Court Reporter (John Sasek)

The day these pictures were taken, Judge Marler was giving instructions to a jury who had just spent several days listening to testimony in a case involving assault with a deadly weapon.

Notice how intently the court reporter is listening to the judge - not only with his ears, but watching his lips actually form the words as he silently records every word that is spoken.

55. Courtroom Panorama

In this panoramic shot, the entire charisma of a felony court in action is portrayed:

- a. The judge (Fred W. Marler, Jr.)
- b. The court clerk (Betty Straass)

- c. The bailiff (Officer George McKinney #331)
- d. The court reporter (John Sasek)
- e. The Deputy District Attorney (Arnold Wright)
- f. The Public Defender (Mike Arkelian)
- g. The defendant
- h. The impaneled jury and
- i. The spectators

56. Court Clerk Completing her Court Minutes (Betty Straass)

Whenever court is in session the court clerk:

- a. swears in all witnesses,
- b. marks the exhibits, and
- c. prepares minutes of all court proceedings.

After court, she types up all the proceedings into formalized minute orders which record everything that transpired when court was in session.

57. Court Clerk Completing the JUS 8715 (Betty Straass)

It is from these minute orders that the court clerk also obtains the final disposition data which are entered on the JUS 8715 in the "Superior Court Information" section of the form.

Persons completing the JUS 8715 at police, prosecutor, lower court or superior court levels should exercise extreme care to ensure that all disposition data are entered:

- a. accurately,
- b. completely, and
- c. legibly.

After the defendant has received a final disposition of the felony offense for which he was arrested, and this information has been recorded on the JUS 8715, the superior court clerk returns the case record and the JUS 8715 to the Felony Section who routes the four-part JUS 8715 ...

LAW ENFORCEMENT AGENCY

58. Sacramento Police Department shoulder patch

... to the arresting agency for further processing. The police department usually adds any missing identifying information which may not have been available at the time the arrest was made and the JUS 8715 initiated. This could include the CII number, the FBI number or the local number.

Note: In some counties, the court in which the defendant receives a final disposition will separate the four copies of the JUS 8715 and route only the yellow copy to the arresting agency, forwarding both the white and green copies to the DOJ. Both procedures are currently acceptable and contingent only upon agreement between participating agencies.

59. SPD Clerk Separating the JUS 8715

After any missing identifiers have been added, the four-part JUS 8715 form is separated ...

60. SPD Officer Filing Yellow Copy of JUS 8715

... and the yellow copy is retained and filed in the offender's criminal history folder by the arresting agency. This disposition document is the only record that the arresting agency receives that the felony arrest which they made has received a final disposition somewhere along the way in the county criminal justice system.

61. SPD Clerk Mailing BID and BCS Copies to DOJ Quality Control Section

After separating the four-part JUS 8715, the first and second copies of the disposition document (BID and BCS copies) should be forwarded together to the Quality Control Section in the Department of Justice (point out mailing label). The fourth copy (blue) is also mailed to the FBI.

Note: In reality, when these pictures were taken, SPD was mailing the white copy to BID and the green copy to BCS separately, rather than jointly to the DOJ Quality Control Section. BID and BCS then sent their individual copies to Quality Control for processing. After seeing how this created extra work for SPD, BCS, and BID; SPD changed their internal procedures on August 4, 1977 and are now sending both copies of the form directly to Quality Control.

DOJ QUALITY CONTROL SECTION

62. Flow Chart - Police, Prosecutor, Lower Court, Superior Court, and DOJ Quality Control Section only (graphic)

Thus far we have seen the local processing procedures for the arresting agency, the prosecutor, and the courts. We now come to that point in the system which involves the ...

63. DOJ Sign

... California State Department of Justice.

This building is the primary headquarters for the Division of Law Enforcement in Sacramento. A converted can-manufacturing factory, it houses crime laboratories, criminal history files, and fingerprint files; as well as the offices for Dale H. Speck, the Director of the Division of Law Enforcement, and his assistant directors who manage the six major branches of the Division.

64. Locked Gate at 3301 C Street

This security installation has a controlled access at all entry points. After signing-in, and receiving (or showing) an identification badge, visitors (or workers) are admitted through a locked gate. Just past this locked gate and to your left is the ...

65. Sign: "Quality Control"

... Quality Control Section of the Department of Justice. This unit of 42 persons was first established in October 1974 to help BID resolve problems which related to the fingerprint cards. However, as the JUS 8715 system expanded statewide, there was an extensive duplication of effort as both BID and BCS tried to perform individual quality control functions on their respective copies of the JUS 8715.

66. Interfiling JUS 8715 Dispositions by County (Johnnye Grant)

Finally, in April 1976, the Division of Law Enforcement modified this Quality Control unit so that it became a centralized clearinghouse for fingerprint cards, JUS 8715s and other documents sent to the Division of Law Enforcement from field agencies. By merging the Quality Control responsibilities of both BID and BCS, those functions are now performed ONCE for both copies of disposition documents, rather than TWICE, on each copy of the JUS 8715.

The JUS 8715 documents are received by mail in the Quality Control Section from criminal justice agencies all over the state. Here they are being filed by county ...

67. Interfiling SPD Envelope (closeup)

... and here is the manila envelope which contains the white and green copies of the JUS 8715 which the Sacramento Police Department mailed to DOJ earlier in our presentation.

68. Clerk Date-Stamping Documents

Presently the Quality Control unit processes JUS 8715 documents being sent to them under either of two procedures.

- a. A pilot study is being conducted with several counties who sent in their documents (white and green copies) linked together - as is now done by SPD.
- b. White and green documents are also sent separately to BID and BCS who returns them to Quality Control where they are "hooked up" and processed as one document, rather than two documents.

These documents are date-stamped in the Quality Control Section on the day they are received.

69. Document Sort by Type of Offense (Felony or Misdemeanor)

After being date-stamped, the JUS 8715s are sorted by offense: notice the "F" indicating a "Felony" arrest offense and an "M" indicating that the law enforcement agency arrested the offender for a "Misdemeanor" offense.

Note: BID maintains criminal history data on both felony and misdemeanor arrests, while BCS statistically tracks only the disposition of those persons arrested for a felony offense.

70. Document Scan (Kathy Potter)

After the documents are sorted by type of arrest offense (i.e., felony or misdemeanor), they are placed side by side and scanned for missing data elements.

Notice the list in front of the girl. This contains the essential data elements which BID requires and which BCS needs. Most of the same data elements are required by both bureaus; however BCS needs several additional data elements such as:

- a. Whether the arrest offense is a felony or a misdemeanor.
- b. Whether the filed offense is a felony or a misdemeanor.
- c. Whether the convicted offense is a felony or a misdemeanor.
- d. Whether the defendant entered an original plea of guilty or later changed his plea to guilty having originally pled not guilty.
- e. Whether the disposition resulted from a trial by court, jury, or transcript.

Documents which are incomplete or contain apparently erroneous information are "error tagged" for further work by the Quality Control Problem Resolution unit.

71. Problem Resolution: Video Terminal (Johnnye Grant)

The Quality Control unit makes every effort to obtain missing data elements so that the JUS 8715 documents can be processed. In this case, one of the unit members is using a video terminal to access the Automated Criminal History files in an attempt to locate a missing arrest date.

In those counties where the white and green copies of the JUS 8715 are sent separately to BID or BCS, missing data elements on the white BID copy may be resolved and entered on the offender's Automated Criminal History file. Then, when the green JUS 8715 reaches Quality Control (from either the local agency or BCS if mailed there directly from the point of disposition) these records can be called up on the video terminal and the missing information also entered on the green BCS copy of the form.

The most frequent missing information is the arrest charge, date, and the CII number.

72. Problem Resolution: Soundex

If the case is not on the Automated Criminal History System (which includes approximately 1 million new offenders added after 1972) it is necessary to reference the criminal history folder itself. If the identifying CII number is not known, the offender's name can be soundexed to obtain the correct CII number. Once the CII number is identified ...

73. Problem Resolution: Folder Search (Barbara Durfee)

... Quality Control personnel can access the manual criminal history folder to obtain whatever missing data elements may be required. If the problem documents cannot be resolved within our DOJ facilities and resources ...

74. Problem Resolution: Telephone Inquiry (Jane Goen)

... The error-tagged documents are forwarded to the Quality Control telephone inquiry unit for action. This unit is staffed with persons who call the local county agencies (i.e., police, prosecutor, or courts) where the missing, conflicting, confusing, or illegible information can be obtained or clarified by referencing their own internal records.

If the information is available, it is entered on the BID and BCS copies of the JUS 8715 for further processing by each Bureau. If, however, the missing information cannot be obtained within DOJ or from the local agency ...

75. Error-Tagged Documents (JUS 8715s)

... Quality Control has a mail-back agreement with certain agencies to return the error-tagged documents to the originating agency. In other words, DOJ makes every possible effort to obtain and clarify missing data elements on problem documents. But if we cannot resolve the problem, we send the documents back to the local agencies for action.

The white error messages tell the local agency exactly what is missing and why the document cannot be processed further by DOJ until that information is provided. If the local agency receiving these error-tagged documents do not complete them and return them to DOJ, the criminal history data and the statistical disposition data are never captured, and both the local agencies and the state are the losers.

76. Batching White Documents for BID

After all quality control functions have been completed, the white copies of the JUS 8715's for both felony and misdemeanor offenses are batched and sent to the Bureau of Identification for use in updating the criminal history records (rap sheets).

77. Batching Green Documents for BCS (Johnnye Grant)

The green copies of the JUS 8715 for only felony offenses are put into interdepartmental envelopes and forwarded to the Bureau of Criminal Statistics where the disposition data at police, prosecutor, and court levels are coded, processed, analyzed and reported.

BID PROCESSING

78. Flow Chart - Police, Prosecutor, Lower Court, Superior Court, DOJ Quality Control Section and BID only (graphic).

79. Updating the Manual Rap Sheet

In BID, the JUS 8715 is used to update the manual rap sheet which is a part of the offender's permanent criminal history folder. (Notice the folder on the desk beside this clerk.) These rap sheets are used extensively by law enforcement agencies and probation departments.

80. Seventh Inning Stretch (Break time)

If you are not asleep by this time you must be a confirmed insomniac. Anyway, before we see how the JUS 8715 data is processed let's take a few minutes to stand up, stretch, get a cup of coffee, and prepare for the second half of the JUS 8715 story while I change carousels. Remember, "the mind cannot absorb what the bottom cannot endure."

81. Updating the Automated Criminal History File

The white JUS 8715 is also used to update the automated criminal history file. This bank of eight video terminals is maintained in the Record Update Section of BID. In 1972, BID started computerizing criminal history files because of the excessive space required to maintain criminal history file folders. All new offenders are entered onto the automated system, and the records for the older offenders are maintained and updated manually.

82. Overview of 6,000,000 Criminal History Folders

This overview shows some of the nearly 6 million manual criminal history folders. If these folders were placed in a single row it would stretch almost six miles.

Completed copies of the JUS 8715 (white copy) together with fingerprint cards, rap sheets, and other criminal history records are filed in these folders which are stored in CII number order.

83. Fingerprint Card

The white copy of the JUS 8715 is "linked up" with the fingerprint card which is also submitted to BID on all felony arrests. This hook-up is accomplished by the local number which is common to both documents. Local law enforcement agencies should initiate a JUS 8715 and a fingerprint card on all felony arrests and retainable misdemeanor offenses. Without the fingerprint card hook-up as positive corroboration, the arrest and disposition data are not entered into either the automated or manual systems.

Approximately 5 million fingerprint cards are filed in the Bureau of Identification.

84. Automated Fingerprint Project (A look to the future)

In January 1977, BID started a two-year feasibility study on developing an automated fingerprint project. Fingerprints will be stored on microfilm. This computerized system is expected to have the capability of scanning all microfilm prints in a certain classification within a few seconds, selecting the 100 best candidates whose prints match most closely, and arranging those 100 candidates in order from most to least probable. The operator then compares the print on the screen to the print on the card and usually the offender is identified within the first ten candidates.

This automated fingerprint project is expected to be implemented by January 1, 1979.

BCS PROCESSING

85. Flow Chart - Police, Prosecutor, Lower Court, Superior Court, DOJ Quality Control Section, BID, and BCS only (graphic).

86. Bureau of Criminal Statistics: 77 Cadillac Drive

Follow me into the building as we see how the JUS 8715 is processed within the OBTS component of BCS.

87. BCS Mail Unit (Marty Relles)

Envelopes containing the green copies of the JUS 8715 documents are received in the BCS mail room from two sources: ...

88. BCS Mail Unit (Marty Relles)

- a. From the DOJ Quality Control Unit after being scanned and checked for accuracy, completeness, and legibility; or
- b. Directly from law enforcement agencies, prosecutors, lower courts and superior courts throughout the state. These documents are then forwarded to Q.C. for review and scanning before the actual coding of data begins.

89. Document Control Clerk (Shirley Holton)

After receiving the documents from DOJ Q.C., the mail clerk routes them to the OBTS component where they are logged in by county and disposition level by the document control clerk, and ...

90. OBTS Coding Room (Joyce Davis)

... routed to the coding units who assign the documents to one of 20 coding clerks in the OBTS clerical section.

91. Coding the JUS 8715 (Bessie Hughes)

Each coding clerk circles, underlines, or uses the numeric designations to identify the specific data elements which will be entered onto the OBTS master file.

92. Video Terminal (Kathy King)

In addition to coding the disposition data which are reported by criminal justice agencies on the JUS 8715, BCS also obtains data on the prior record and criminal status of all defendants who are disposed of at the superior court level.

93. Video Terminal (Kathy King)

By using a video terminal to access the automated criminal history files, CII numbers can be obtained and rap sheets requested on approximately 50 percent of the superior court dispositions. The rap sheets contain the prior record and criminal status data of superior court defendants whose criminal records are on the automated system.

94. Rear Entrance to 3301 C Street (Linda Erick)

For the other 50 percent of the superior court defendants who are on the manual system, it is necessary to go to the criminal history files in BID, ...

95. Soundexing the Name (Judy Hilton Trylovich)

... soundex the superior court defendant's name and date of birth ...

96. Soundexing the Name (Pat Prather)

... in order to obtain the defendant's CII number. Soundex contains approximately 12 million cards and is gaining at a rate of 6.5 percent a year. A careful match of the name on the JUS 8715 to the names in the soundex files usually produces the CII number necessary to locate the criminal history record. After obtaining the CII number and entering it on the JUS 8715 the coders walk down the hall to the criminal history folders.

97. Folders (Judy Kaylor)

In this section of the building are stored approximately 6 million criminal history records. Passageways are narrow, and the folder rows are over seven feet high. The girls are frequently interrupted in their work when furry little four-footed creatures scurry out of their dark hiding places in the cardboard and paper jungle.

If you're short like Judy, you enjoy working on ground level ...

98. Folders (Adele Spears)

... But if you're tall like Adele, you prefer referencing those folders at the top. The following information is obtained from the criminal history folders:

- a. Prior record
- b. Existing criminal status
- c. Fingerprint verification data

99. BCS Building (Betsy Ditter)

After completing the folder work (which includes obtaining statistical data on the prior record, existing criminal status, and fingerprint verification for all superior court defendants) the coders return to BCS to complete the coding of the JUS 8715 documents.

100. Coding Prior Record and Criminal Status (Adele Spears)

Having obtained the superior court defendant's prior record and criminal status from either the automated file or the manual file ...

101. Coding Prior Record and Criminal Status (Adele Spears)

... it is now coded. The "7" and the "1" that are shown here, when entered into our OBTS data base, result in the tables of prior record and criminal status data that are shown adjacent to the JUS 8715 being coded.

102. Verification of Coding (Leighton Diehm)

Two or three of the most experienced coders are selected to verify the coding done by the coding clerks. They check the coding of every data element on every document and find approximately a 4 percent error rate. These are corrected before the documents are submitted to the Data Center.

103. JUS 8715's Batched for LECD (Curtis Chiesa)

Finally, the green JUS 8715 documents are batched in groups of 200 ...

104. JUS 8715's Logged Out (Curtis Chiesa)

... logged out and sent over to ...

LECD PROCESSING

105. Key Data Entry Unit (Operator)

... the Key Data Entry Unit in the Law Enforcement Consolidated Data Center (LECD) ...

106. Key-to-Disc Machine Operator

... where the coded information on the JUS 8715 is entered on disc pac by key-to-disc operators such as this ...

107. Computer Room

... and sent to the computer room for processing on our UNIVAC equipment.

108. Loading a Tape Drive

Frequently OBTS data are entered on keypunch cards and transferred onto magnetic tape where it will be stored for future use. This UNIVAC high-density tape will hold 1,600 bytes of information per inch of tape (BPI), and this is only one ...

109. Row of Tape Drives

... of many tape drives which can be called into action to generate data to meet special requests.

110. Tape Storage Library

This tape library contains approximately 12,500 reels of magnetic tape upon which are stored billions of bytes of criminal justice data. Depending upon the type of data that needs to be extracted (e.g., arrest data, court disposition data, firearms data, stolen vehicles data) and the year involved, these tapes are called into play to produce computer printouts of the stored data.

111. Computer Room - Disc Storage

It is frequently necessary to use the UNIVAC 4440 disc drive for data storage and when we create work files to produce specialized types of data output.

112. Computer

This is the UNIVAC 70/60 series computer. You've often heard computers referred to as "a big black box" by people who are unfamiliar with data processing terminology. As you can see it is just that ... a big black box ... which is a third-generation computer.

The DOJ Data Center has three of these big black boxes.

- a. One is used for the CLETS Communication System.
- b. One is used for the three major data bases:
 1. Criminal history record - used by BID and BCS.
 2. Wanted persons file.
 3. Firearms.

- c. One is used for batch processing. All of the BCS work is done by batch processing. Seeing this computer brings to mind a "thought for today" which appeared recently in one of our local newspapers:

"When I face life's greatest computer, I hope it may be said that though I'm spindled and mutilated, I didn't fold."

113. Printer

This is the UNIVAC high speed printer. The old printers (the slow ones) were capable of printing 600 lines of information per minute. These high speed printers are capable of printing 1,000 lines of written data per minute. It goes so fast that ...

114. Printer (Bob Siegle)

... it is almost impossible to read, or even scan, the pages as they leave the printing machine.

(Note: This fellow is Bob Siegle, one of the top programmers at LECDC. He's the programming genius who developed the computer program to produce the OBTS "disposition tree" data displays. The disposition tree format is fast becoming one of the most desirable and useful tools in evaluating the criminal justice data that is being reported to BCS on the JUS 8715.)

115. Making Edit Corrections (Betty Pultz)

In the event that there are still some errors in the data, there are a series of extensive conditional checks and data validations that are performed between various data elements by the computer to ensure accuracy.

For example, the date of conviction cannot come before the date of arrest.

116. Making Edit Corrections (Betty Pultz)

All discrepancies are printed out on an error listing which is corrected by one of the clerical supervisors. This ensures that the data which are entered on the OBTS master file are as error-free as is humanly possible.

117. Filing the Source Documents (Colleen Dottarar)

Finally, the source document (i.e., the green copy of the JUS 8715) is returned to BCS from LECDC for storage. It is filed by defendant name within county and stored in BCS. This wall of documents represents the 157,537 dispositions of felony arrests made in 1976 and received by BCS on the JUS 8715.

(Note: When documents are filed, duplicates are identified, pulled, and deleted from the OBTS master file.)

PRODUCING DATA TO MEET REQUESTS

118. Flow Chart (complete cycle - repeat of slide #12)

Let's recap for just a minute. We have seen how the JUS 8715 is initiated at the time of arrest, and how it flows through the prosecutor to the lower court and superior court. We have seen how the Department of Justice processes the documents which are used by BID for "raps" and by BCS for "stats."

We come now to the last link in the JUS 8715 system; the final steps which justify all of the time, work, and effort expended by local and state agencies who submit and process the data. The cycle is not completed until the data which has been reported is returned to the local contributing agencies for their use in planning, budget, and monitoring the effectiveness of the criminal justice system in their own county.

Eventually the data that you send to us returns to you ...

- a. In the form of printed reports
- b. In the form of computer tapes
- c. In the form of disposition trees
- d. In the form of specialized studies
- e. In the form of analytical summaries

All the data that you've sent us is processed for one purpose - to be made available to you and your agency to meet your specific needs. You and your statistical needs are the reason for our existence. So, use us ... call us ... ask us for help ... and we'll do our best to meet your needs.

119. Receiving Special Requests (James Watson)

Written requests for publications, specialized data formats, or other services are received by the Chief of the Bureau of Criminal Statistics ...

120. Receiving Telephone Requests (Dick Beall)

... or by telephone to one of four different Program Managers such as this.

121. Starting a Project Folder (Jean Griffis)

A project folder is opened to contain the original request, a time accounting of all work done, and the completed response.

122. Starting a Project Folder (Jean Griffis)

In this case, the State Senate has requested some data to assist them in determining the need and impact of proposal legislation.

(Note: Notice the blackboard tally of current assignments in progress by each component.)

The component which has the data to answer the special request is selected and the project folder is forwarded to the Program Manager of that component ...

123. OBTS Component Program Manager (Frank Hirleman)

... who jumps for joy over the fact that one more assignment has been added to his already overflowing "in basket." Most managers are not quite this ecstatic over receiving new projects and quickly ...

124. OBTS Analyst (Lee daRoza)

... select the analyst best qualified ...

125. OBTS Analyst (Del McGuire)

... to obtain the requested data and respond to the person.

126. Data Development Unit (Ramona Kammerer, Ted Olsen)

One of the resources that the analysts have available to them is the Data Development Unit (DDU).

This highly specialized unit has expertise in writing computer programs to extract the data from the magnetic tape where it is stored. They also have available various charged offense and convicted offense tabulations which contain superior court dispositional data dating as far back as the 1940's. Coding procedures have changed greatly since those early days, and our most reliable and consistent data base is superior court dispositions from 1969-1974. From 1974-1976 there is also disposition information from law enforcement agencies, prosecutors, lower courts, and superior courts - all being reported through the OBTS system.

Here the supervisor is carefully pointing out to one of his unit members where the specific data that have been requested may be found.

127. Data Development Unit (Merle Burkhartsmeier)

One of the unit members specializes in the production of the OBTS disposition tree format which was used to display 1975 data. This format is being modified and reprogrammed, and will be available in September 1977 to display 1976 data.

128. Comparing 1975 and 1976 Data Displays (Ted Olsen)

While the 1975 disposition tree format (on the right) is being modified, 1976 data are available in table format (on the left). Each format for "packaging the data" has certain advantages for the user.

129. Checking the Final Response (Dennis Bartholomew)

Once the data is obtained and a transmittal letter is prepared by the analyst, the manager in charge of the DDU gives the completed package a final inspection to ensure that everything that was requested has been correctly prepared for the user.

130. Editorial Review Process (Marilyn Barton, Sue Markee)

In addition to answering special requests for data, BCS also has the responsibility of publishing annual statistics from each component. These appear in the two major Bureau publications:

- a. Crime and Delinquency in California
- b. Criminal Justice Profile

The girl on the right (Sue Markee) is the BCS editor. Through her hands, at one time or another, pass almost every piece of paper, letter, table, monograph, and publication which leave the Bureau. Here she confers with an analyst over how data should be formatted for publication.

131. Publications Committee (group shot)

Before any data are officially published by the Bureau, the proposed publication goes through extensive review, editing, and final approval by the BCS Publications Committee. After the format, tables, and content have been determined the copy is forwarded to ...

132. Word Processing Center (Lee Erskine)

... the Word Processing Center where the narrative is typed, ...

133. Word Processing Center (Chris Green)

... tables are prepared, ...

134. Word Processing Center (Norma Lindgren and Paula Urbani)

... and the text "printed" on a composing machine and made ready for the printing process.

135. Graphic Art Work (Delores Johnson)

Frequently it becomes necessary to use graphics and other forms of art work in order to make the publication as attractive and readable as possible.

136. DOJ Printer (Beauty Williams)

When the publication is ready for actual printing, the copy is forwarded to DOJ Central Services where the printing actually takes place.

137. Reviewing a Recently Printed Publication (Leonard Brown)

The final copy is reviewed by the foreman before being collated and bound. This is how the 2,000 copies of the 92-page 1975 OBTS report looked before it was assembled and distributed to criminal justice agencies in California last August.

138. BCS Publications

Pictured here are the two major annual publications of BCS:

- a. Crime and Delinquency in California
- b. Criminal Justice Profile (statewide and for each county)

139. OBTS Publications

As the OBTS system developed and expanded in California our data base grew from a six-month, 25 percent sample in four southern counties in 1973 to 100 percent of the documents received from 57 counties in 1976.

OBTS data is by year of disposition and the following annual data bases have been established:

- a. 1973 - 11,076 dispositions
- b. 1974 - 107,578 dispositions
- c. 1975 - 174,069 dispositions
- d. 1976 - 157,537 dispositions

Note: The general decrease in total dispositions from 1975 to 1976 was the legislative change which reduced the possession of limited quantities or concentrations of marijuana from a felony offense to a misdemeanor offense in 1976.

140. BCS Library (Dorinne Forneris)

Following printing, the various publications are stored in the BCS library where ...

141. BCS Library (Chris Berry)

... they are obtained by the librarian and mailed out to meet special requests from ...

USING THE DATA

142. Users of BCS Data (graphic)

... a variety of persons and agencies who use the data provided by BCS. The various types of users include:

- a. The Governor
- b. The Attorney General's Office (one of the prime users of OBTS data)

- c. Governmental planners (national, state, county, local)
- d. Law enforcement agencies
- e. Prosecutors
- f. Courts (municipal and superior)
- g. Legislature
- h. Educators
- i. Students (9th grade to college)
- j. Private individuals (prison inmates)
- k. News media
- l. Internal analysis

Example: A child was recently abducted from one county and taken to a nearby county where she was sexually assaulted and then brutally murdered. Investigating agencies had no clues as to the assailant. The police contacted BID, who in turn requested BCS to provide a list of all mentally disordered sex offenders (MDSO) who had been released from institutional care within the last three months. A "shot in the dark," to be sure, but BCS was able to provide a list of names which served as the starting point for the investigation.

143. State Capitol Building

Let me take one recent example to emphasize the impact that BCS data has had upon a current major legislative issue.

144. Mandatory Prison Sentence Legislation

On February 14, 1973, Senate Bill #237 was introduced to the state legislature. This bill provided "that probation shall not be granted to nor shall the execution of sentence be suspended for, persons convicted of specific crimes ... relating to the use or carrying of firearms."

Passage of this type of legislation would make a prison sentence mandatory for persons convicted of such violent crimes as murder, assault, robbery, or rape -- when a firearm was used in the commission of the crime. The Attorney General, Evelle Younger, favored this form of legislation and instructed his Chief Deputy to find the statistics that would make his point before the Legislature and to the Governor.

The Attorney General's Office contacted BCS, and said - "Give us some statistics." BCS undertook a special study in December 1974 in which superior court dispositions were sampled in Alameda, San Francisco, and Los Angeles counties. Courts were visited, records were examined, and a profile was developed which disclosed the sentencing patterns for defendants using firearms in the commission of violent crimes.

These data were put into tables, analyzed, and forwarded to the Attorney General's Office on January 20, 1975. The data were used as the "backbone" of the Attorney General's "No Probation Legislation" and resulted in the passage of Senate Bill 278 on September 11, 1975. Governor Brown signed the bill into law September 23, 1975, and it became effective on January 1, 1976.

145. Letter on "Firearms Use" Study

Let me read an excerpt of a letter sent from Michael Franchetti to Evelle Younger on September 18, 1975.

"Much of the success of our efforts in obtaining legislative approval of SB 278 which denies probation to persons using firearms can be given to the Bureau of Criminal Statistics. The special study of the sentencing policies of Alameda, San Francisco, and Los Angeles counties' courts which was prepared for me by BCS was instrumental in obtaining passage of the law. Again and again individuals who expressed doubts about the concept of mandatory sentencing were convinced to vote for the bill because of the hard facts which we were able to show as a result of the BCS study.

"Whether or not Governor Brown signs the proposal into law, BCS has once again shown to all of us how valuable a tool they can be in implementing our legislative program."

This type of significant legislative action was only possible because the statistical data on superior court sentencing patterns from each county was reported to BCS on the JUS 8715.

But what about the evidence that this legislation has worked. In "Crime and Delinquency in California, 1976," page 31, there is a comparison between disposition data reported from 56 counties in 1975 and 57 counties in 1976. These data indicate that "straight probation" sentences in superior court declined from 3.9 percent in 1975 to 3.3 percent in 1976 and both prison commitments and CYA commitments increased from 1975 to 1976. The proportionate increases would be even greater if the same number of counties were compared in both years.

146. State OCJP Office

In addition to the list of users shown earlier, the Office of Criminal Justice Planning and the 21 regional criminal justice planning agencies in the state use the OBTS data for monitoring the criminal justice system and in the preparation of annual plans by each local region.

147. Law Enforcement Agencies in California (DOJ Training Center)

For the first time, local law enforcement agencies all over the state (represented by this collage of shoulder patches) will have access to hard copy data on the final dispositions in 1976 of felony arrests made by their agency.

Tables on the disposition of felony arrests for every law enforcement agency contributing data through the OBTS system will be distributed at 33 statewide OBTS workshops to be held from September 14, 1977 through March 31, 1978. Let's look at the local law enforcement agency where this statistical reporting system originated in the beginning of the presentation.

148. Sacramento Police Department (Harold Ayers, Chief Kearns)

Chief Kearns receives the processed data in the form of special tables, disposition trees or publications. He gives it to one of his staff members in the Planning and Fiscal Division of the Sacramento Police Department where it is used for ...

149. Research and Analysis (cartoon)

... research and analysis.

150. Preparing a Crime Trend Chart (Linda Hawthorne)

This woman is a Police Records Systems Analyst in the SPD. She has prepared a crime pattern analysis of SPD arrest offenses based on data provided by BCS.

151. Comparing SPD to Statewide (Officer Gene Burchett)

This officer is comparing the 1976 dispositions of SPD arrests with the dispositions of arrest by other police agencies in the state. He also uses the data ...

152. Preparing the SPD Budget (Officer Burchett)

... to propose a preliminary budget for SPD based on the increased criminal activity reflected in the BCS/OBTS data.

CONCLUSION

153. Flow Chart (complete cycle - repeat of slide #12)

We have seen how the JUS 8715 form was:

- initiated by the arresting agency,
- goes with the felony packet to the prosecutor,
- onto the superior court level. Wherever a final disposition occurs, or from a central agency (e.g., SPD), the first two copies of the JUS 8715:
- are sent to DOJ Quality Control Section, and then to
- BID for "raps" and to
- BCS for "stats" before it is finally returned to the
- local contributing agency in the form of processed, usable data.

154. Future Developments (graphic)

These are several future developments that you can watch for in the OBTS system:

- a. New instruction manual (1/1/78)
- b. Revised reporting form JUS 8715 (1/1/78)
- c. Single copy of the JUS 8715 for DOJ
- d. Better reporting by local agencies
- e. Faster response to requests for data

155. Grumpy Face (cartoon)

We have here a grumpy looking man. He could be a police chief, a prosecutor, a judge, a county administrator, a regional planner, or some other official. The reason he is grumpy is that the JUS 8715 system does not seem to be working as well as it could in his county. Data are incomplete, do not reflect what is actually happening, and the cooperation he gets from other county agencies using the same reporting vehicle is not always the best. He wonders what he could do to improve the overall JUS 8715 reporting system and the quality and quantity of the data he has been receiving.

156. What About You?. (cartoon)

While he ponders that question, what about you? How could you overcome that grumpy look and bring a smile to his face?

Let me give you seven specific suggestions how you can help to improve this disposition reporting system and ensure that your agency receives good data;

157. How You Can Help (graphic)

- a. Initiate a JUS 8715 for each arrest (i.e., every felony or retainable misdemeanor offense).
- b. Complete the JUS 8715 accurately, legibly, and entirely.
- c. Forward the JUS 8715 to the next operational level.
- d. Send all final dispositions to DOJ.
- e. Review your county's JUS 8715 system for "bottlenecks."
(Identify and correct those areas which impede the document flow and the reporting of accurate disposition data. Example: SPD used to send the white 8715 to BID and the green 8715 to BCS; now they send both DOJ copies directly to the Quality Control Section.)
- f. Use the OBTS data in your agency (for planning and management activities).
- g. Cooperate with other criminal justice agencies in your county.
(The overall success of this reporting system is interdependent upon police, prosecutor, court, and DOJ cooperation.)

All of these suggestions start with an action verb - and it's going to take some action on your part to increase the overall effectiveness and efficiency of the JUS 8715 reporting system for your agency, county, or region.

There is an old four-word saying among computer programmers which is appropriate to the JUS 8715 reporting system as well. I am sure you have heard it many times. It goes like this ...

158. Garbage In (cartoon)

... Garbage in ...

159. Garbage Out (cartoon)

... Garbage out!" The OBTS data that we report to you is a reflection of the data which you send to us; but with state and local agencies working together to refine the system, your agency will receive the most accurate, timely, and pertinent data that it is possible to produce. And when that happens ...

160. The End (Graphic)

... the scales of justice will hang a little more evenly.

You have been very patient, and I hope you have learned a lot about how the JUS 8715 is processed - by your agency and by the state. Whether you are in at the beginning of this system or in the middle of it, or at the end of it like we are, you might appreciate this poem which was composed by one of our BCS employees who has worked with this complex and overly crowded reporting document.

It is entitled "Ode to an Ogre." An "ogre" is defined in the dictionary as follows:

"In fairy tales, a man-eating giant or monster. One who is brutal, hideous, or feared."

Keep this definition in mind, and listen attentively to ... "An Ode to an Ogre"...

"ODE TO AN OGRE"

"From Felony Arrest to BCS,
it's anybody's guess,
who started this mess.

But don't be dismal, don't be low,
just because you got a low blow.
So pitch right in and do your thing,
to us the data, you've got to bring.

Sometimes to us it almost seems,
that a giant Ogre sits up and schemes,
of various ways to make us scream,
like coding documents in our dreams.

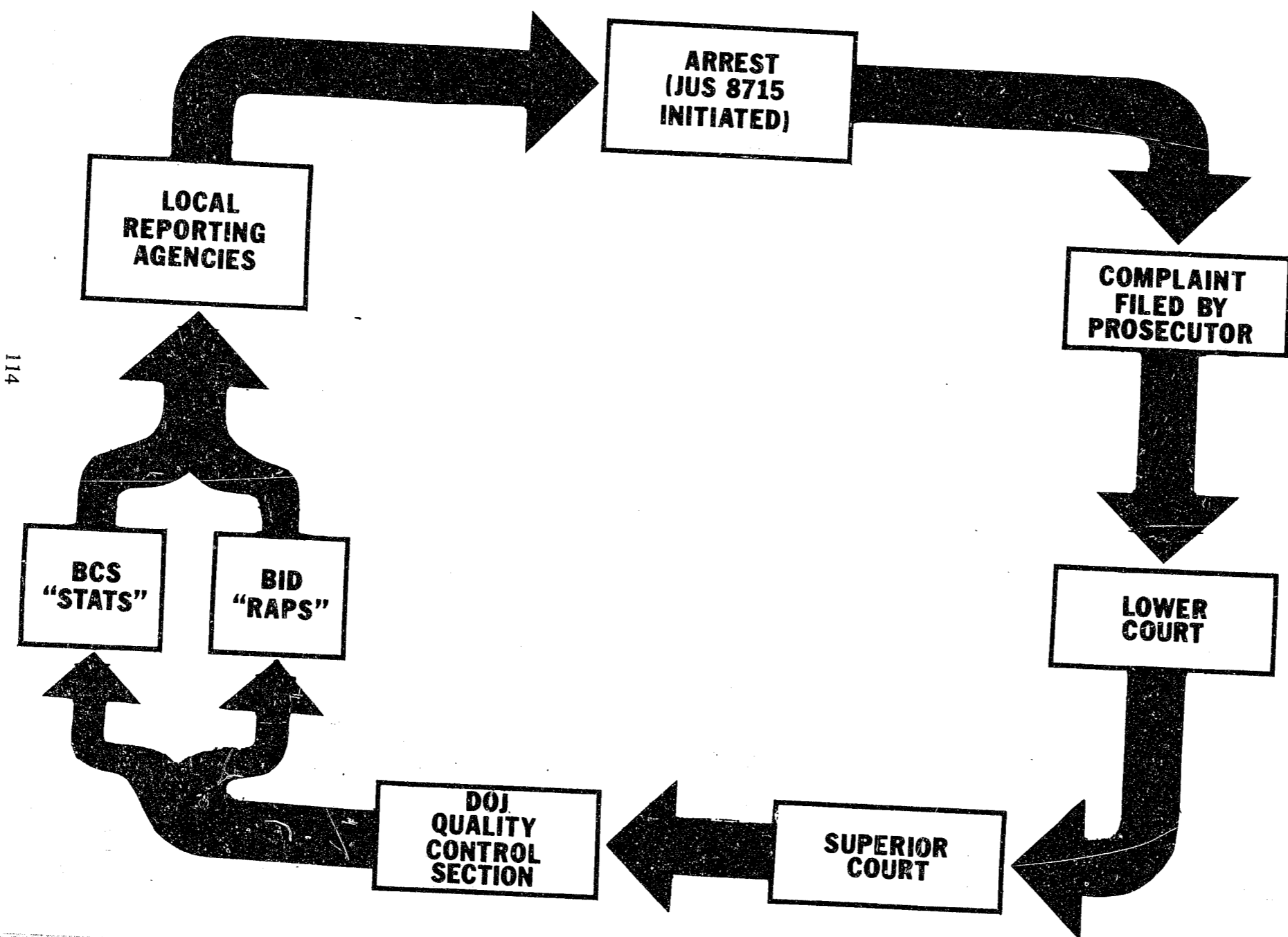
We get to work with our attitude 'keen'
and work so hard for this old regime,
while the Ogre laughs and splits his seams,
because to us, he's been so mean.

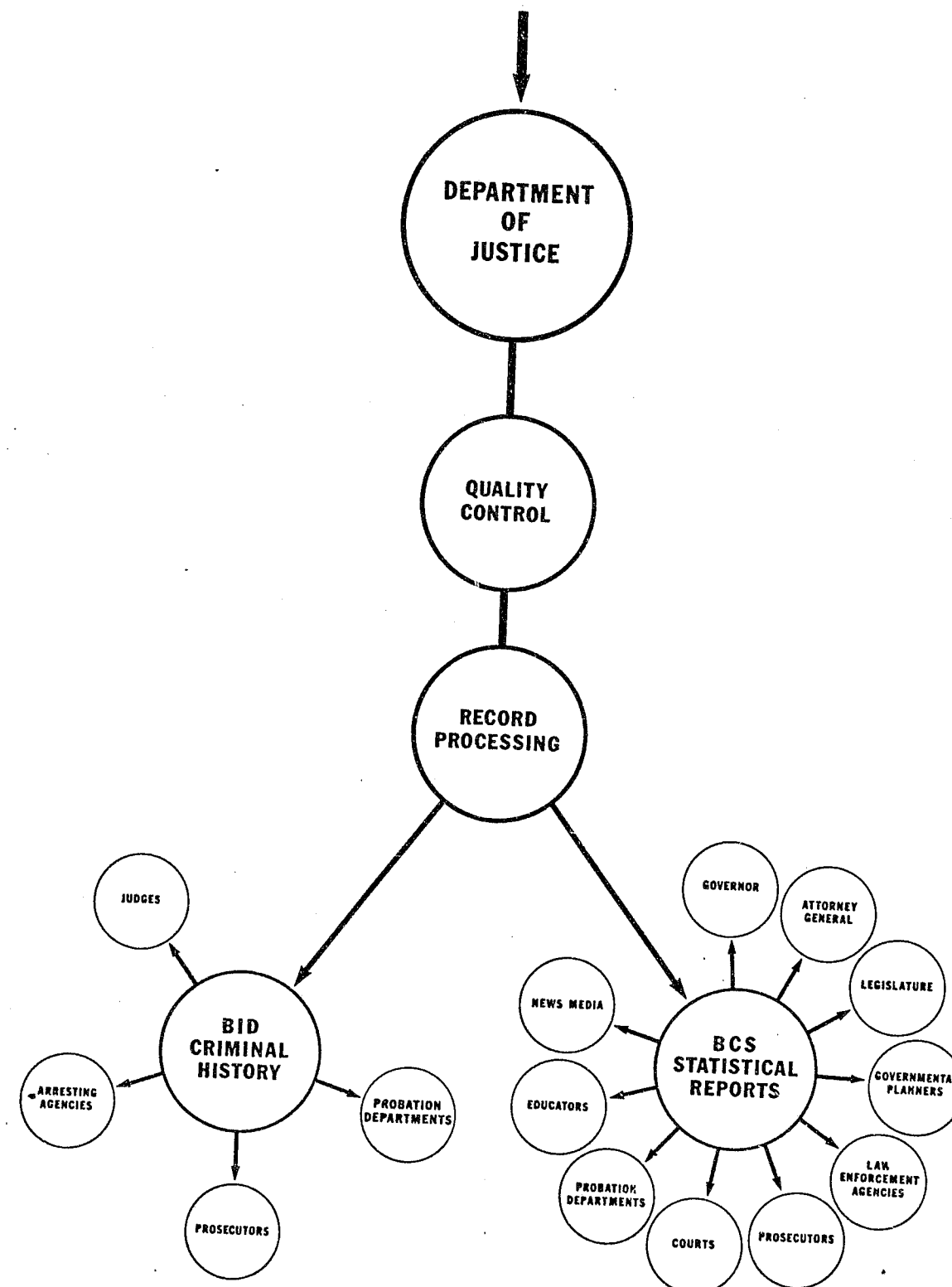
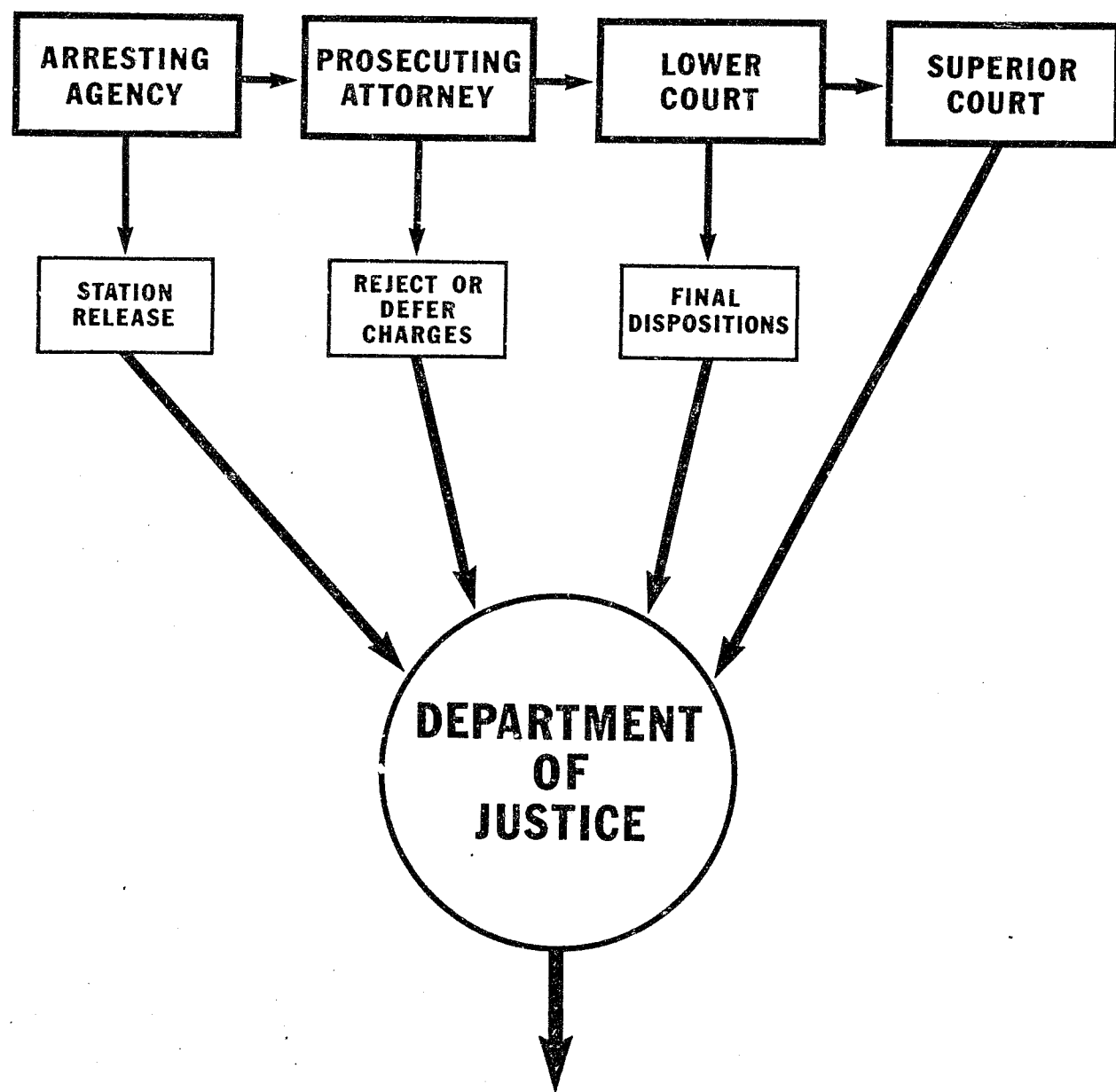
The documents come to us by the ream,
and we have no time to eat ice cream.
There's so much work, we never day dream,
and when the lights go out, we work by moonbeam.

The work is tough, and the pay is lean,
we break our backs and rupture our spleens.
Sometimes I wonder if our little team
will defeat this Ogre, who reigns supreme.

'Who are we fighting' some new clerk beams,
and into her ear, I stoutly scream;
'There's only one Ogre that I can deem
and his name, simply said, is 'JUS 8715'!!!!'

THE JUS 8715 REPORTING SYSTEM





A LISTING OF THE HANDOUT MATERIALS
INCLUDED IN THE OBTS WORKSHOP PACKETS

The following list indicates those handout materials which were prepared, printed, assembled, and included in an individual packet for each workshop participant. (See Attachment IV for sample packet.)

Part I

1. Workshop Agenda
2. Flow Chart: The JUS 8715 Reporting System
3. Organization Chart: Department of Justice, Identification and Information Branch
4. Publications Available
5. Pictorial Profile of Crime in California
6. Disposition Tree: 1976 Dispositions of Adults Arrested on Felony Charges in 57 Counties
7. The Impact of Drug Diversions (1000.2 P.C.) Upon 1976 Lower and Superior Court "Dismissal" Actions in Fifty-Seven Counties
8. Audit Report: A Comparison of Adult Felony Arrests and Felony Arrest Dispositions in 1976

Part II

9. 1976 Offender-Based Transaction Statistics (OBTS) in Fifty-Seven California Counties (Excluding Santa Clara County)
10. 1976 Statewide Bar Graph, Less Santa Clara County
11. 1976 Statewide Bar Graph, Less Los Angeles and Santa Clara Counties
12. How to Use the OBTS Data
13. A Comparison of Statewide and Sample County 1975 Dispositions of Adults Arrested on Felony Charges
14. A Comparison of Statewide and Sample County 1976 Dispositions of Adults Arrested on Felony Charges

APPENDIX III
MATERIALS DISTRIBUTED

Part II - Continued

15. Sample OBCA Tables Showing Recidivism Data
 - a. Defendants disposed of in California Superior Courts in 1971 with Subsequent Superior Court Dispositions Through 1976
 - b. Defendants Convicted in California Superior Courts in 1976 with Prior Superior Court Dispositions Through 1968
16. How You Can Help
17. OBTS Workshop Critique

A LISTING OF SUPPLEMENTAL HANDOUT MATERIALS
DISTRIBUTED AT EACH OBTS WORKSHOP

In addition to the 17 handouts prepared specifically for each workshop participant (see Appendix IV) and contained in an individual packet, there were numerous other materials which were made available to workshop attendees. These supplementary handout materials contained specialized data by individual county and law enforcement agency. The handouts included:

I. Published Data

1. Crime and Delinquency in California, 1976
2. Statewide Criminal Justice Profile, 1976
3. County Criminal Justice Profiles, 1976
4. A Comparison of Offender-Based Transaction Statistics (OBTS) in Fifty-Six Counties, 1975
5. Directory of Services of the Division of Law Enforcement; January, 1978

II. Unpublished Data

6. 1976 Disposition Tree Data for Each County (Note: This type of format was not available until Workshop 18 in San Diego County.)
7. Bar Graph Comparative Data for Each County
8. Seven tables of data for each of the 57 counties showing 1976 dispositions by arrest offense, convicted offense, race, sex, age, prior criminal record, and existing criminal status.
9. 1976 Disposition Tree Data for Each Law Enforcement Agency (Note: This type of format was not available until Workshop 18 in San Diego County.)
10. One table of data for each of the 525 law enforcement agencies contained on the 1976 OBTS master file. Disposition data were shown by arrest offense only.

APPLICATION AND USES OF OBTS DATA

WORKSHOP AGENDA

Part I (1½ Hours)

Welcome
Registration of Attendance
Introduction of Workshop Participants

Regional
Director

Purpose of the Statewide OBTS Workshops
The Historical Development of OBTS
A Description of the OBTS System in California
The Flow of the JUS 8715 Through the OBTS System (Slides)
Types of Output Available from the OBTS System
The Impact of Drug Diversion (1000.2 P.C.) upon Court "Dismissals"
A Comparison of Adult Felony Arrests and
Felony Arrest Dispositions in 1976

Dennis
Bartholomew

Questions

Break

Distribution of County and Law Enforcement Agency 1976
OBTS Disposition Data and County Bargraphs

Regional
Director

Part II (1½ Hours)

Data Limitations

A Comparison of 1976 Statewide and County Data

Dennis
Bartholomew

How the OBTS Data Can be Used

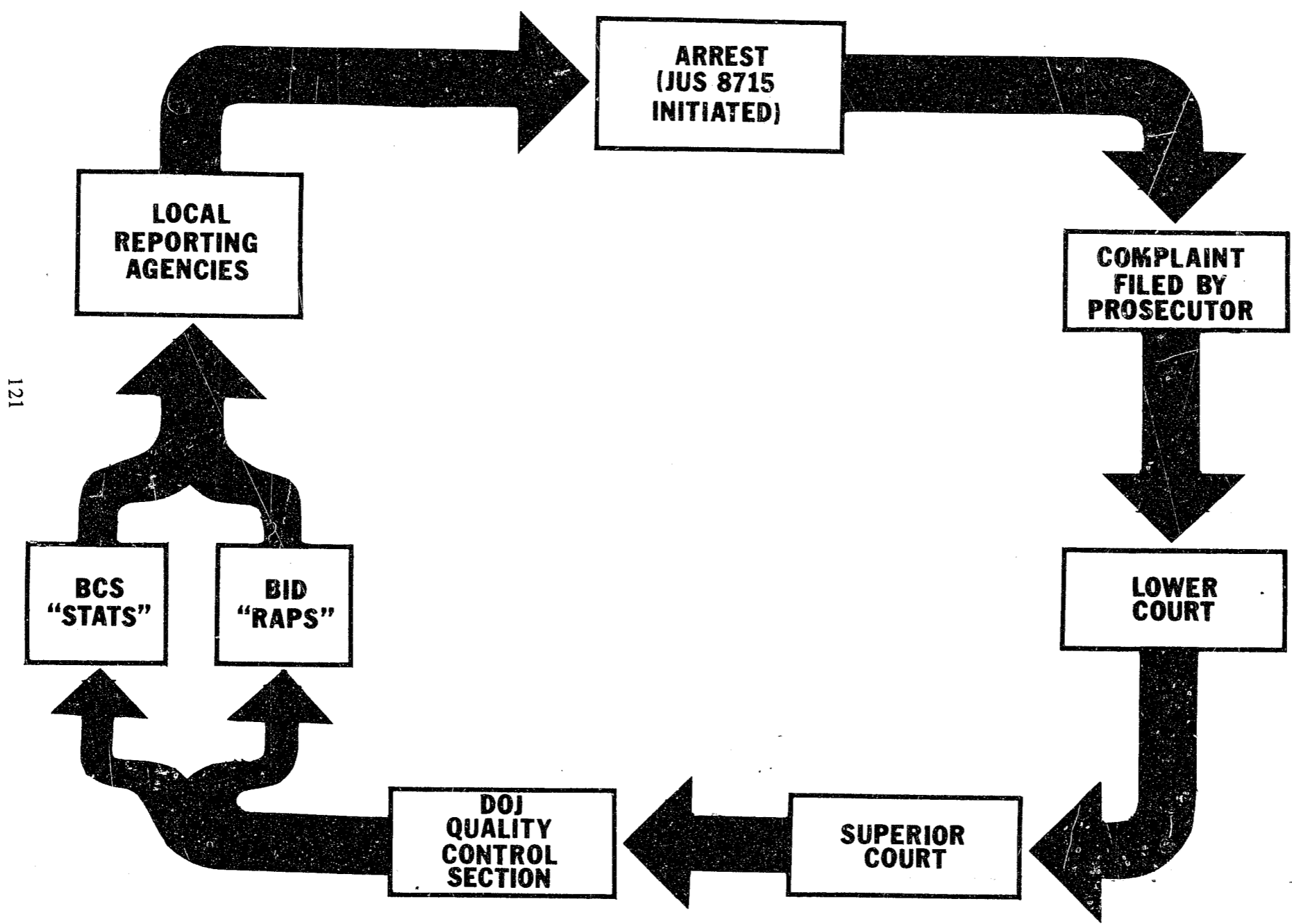
How *You* Can Help (Slides)

Questions

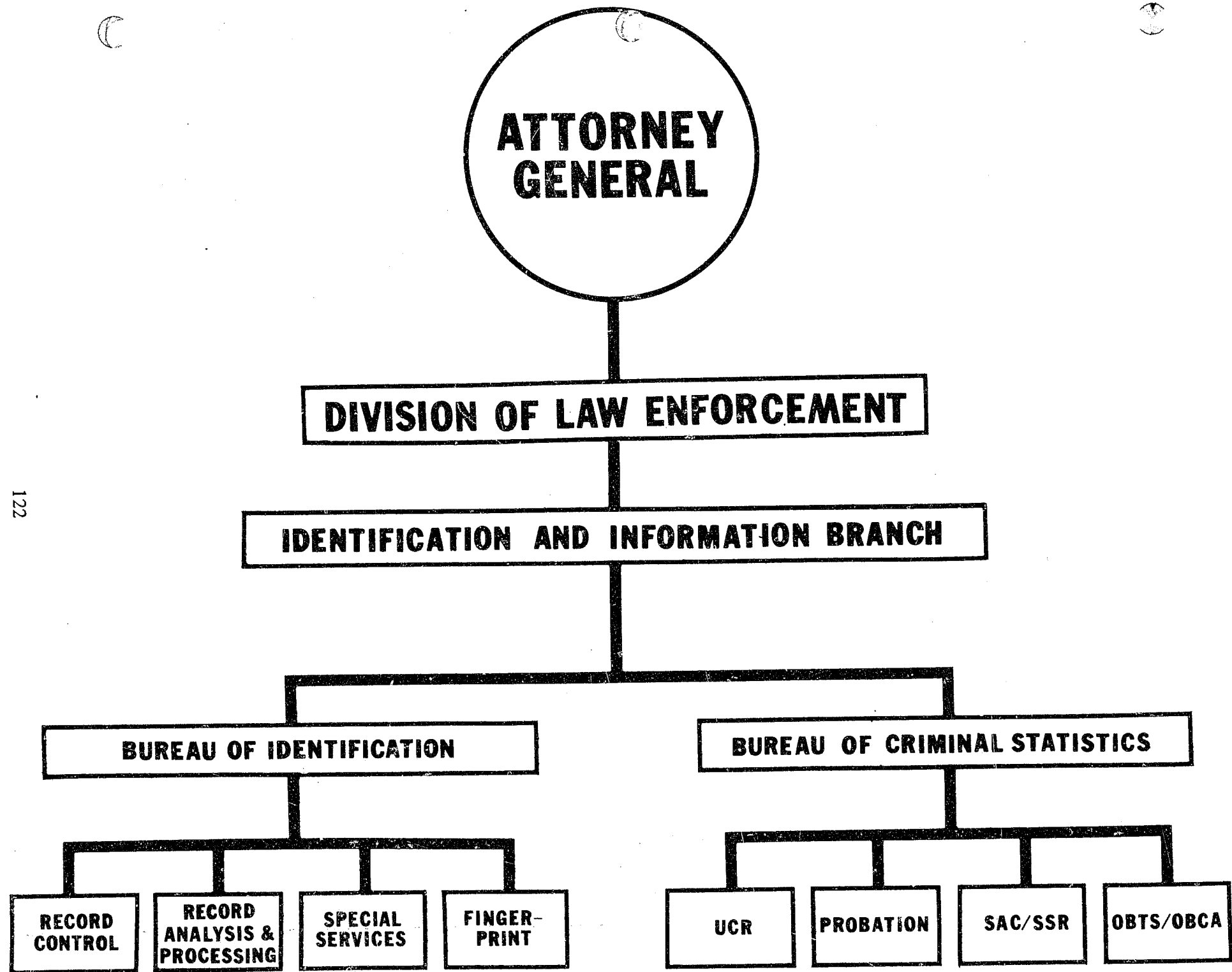
A Critique of the Workshop

Adjournment

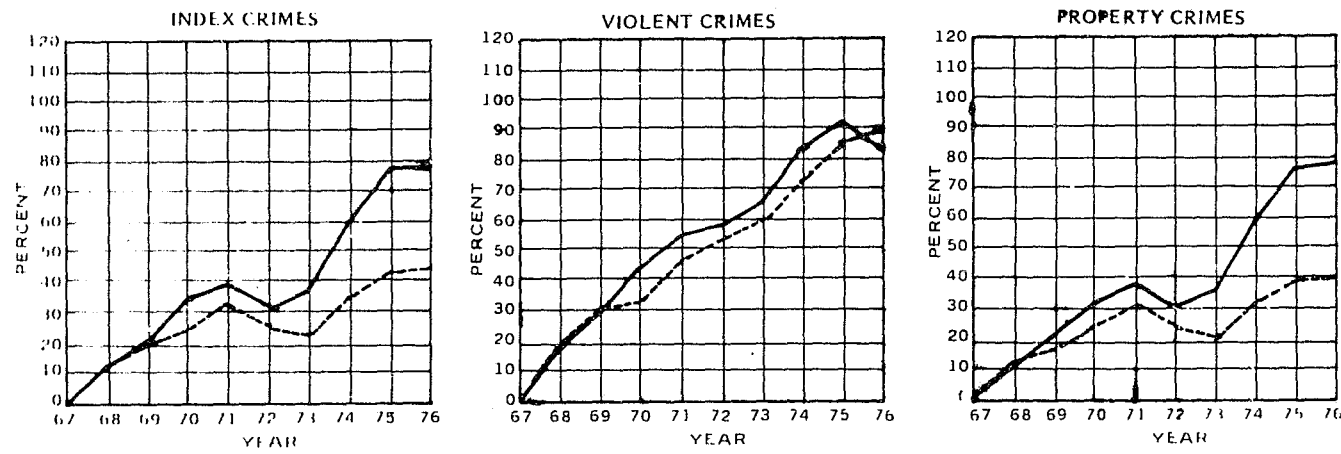
THE JUS 8715 REPORTING SYSTEM



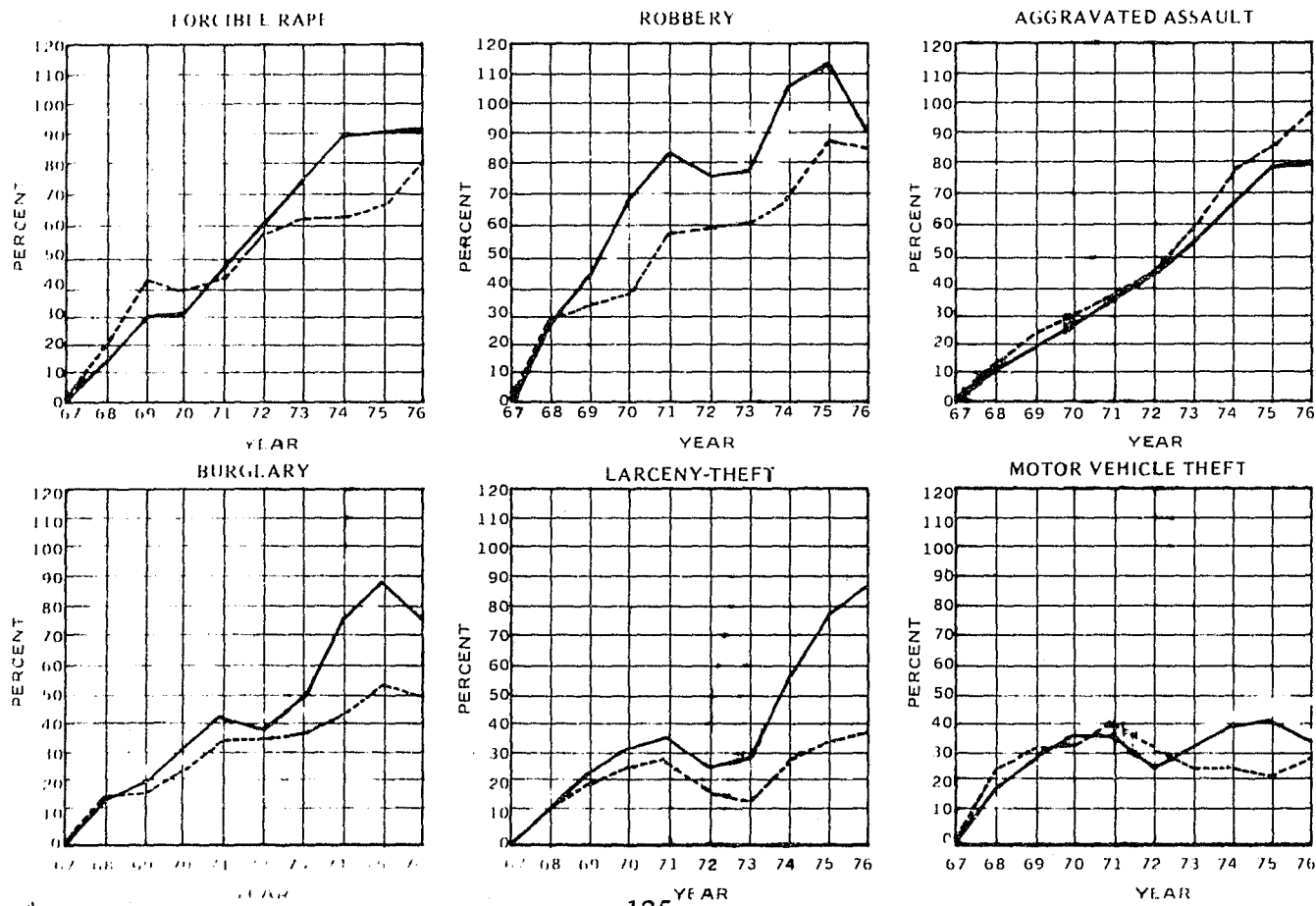
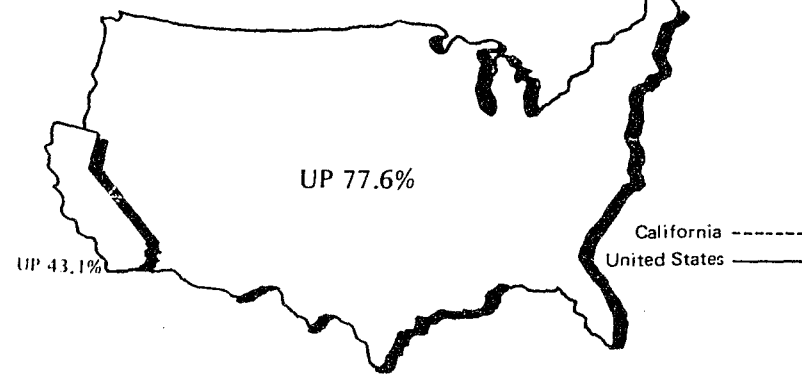
121



ANNUAL PERCENT CHANGE IN THE INDEX CRIME RATE IN CALIFORNIA AND THE UNITED STATES, 1967-1976
Rate Per 100,000 Population



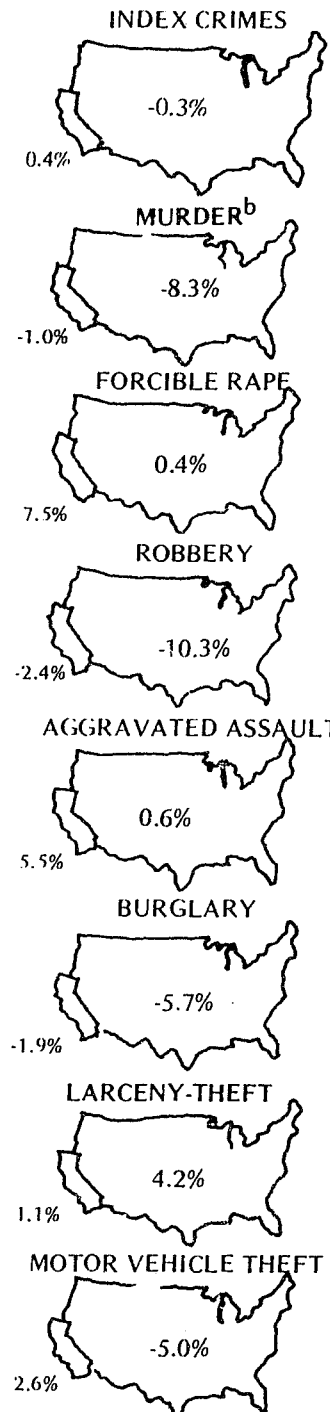
Percent change in the index crime rate from 1967 to 1976



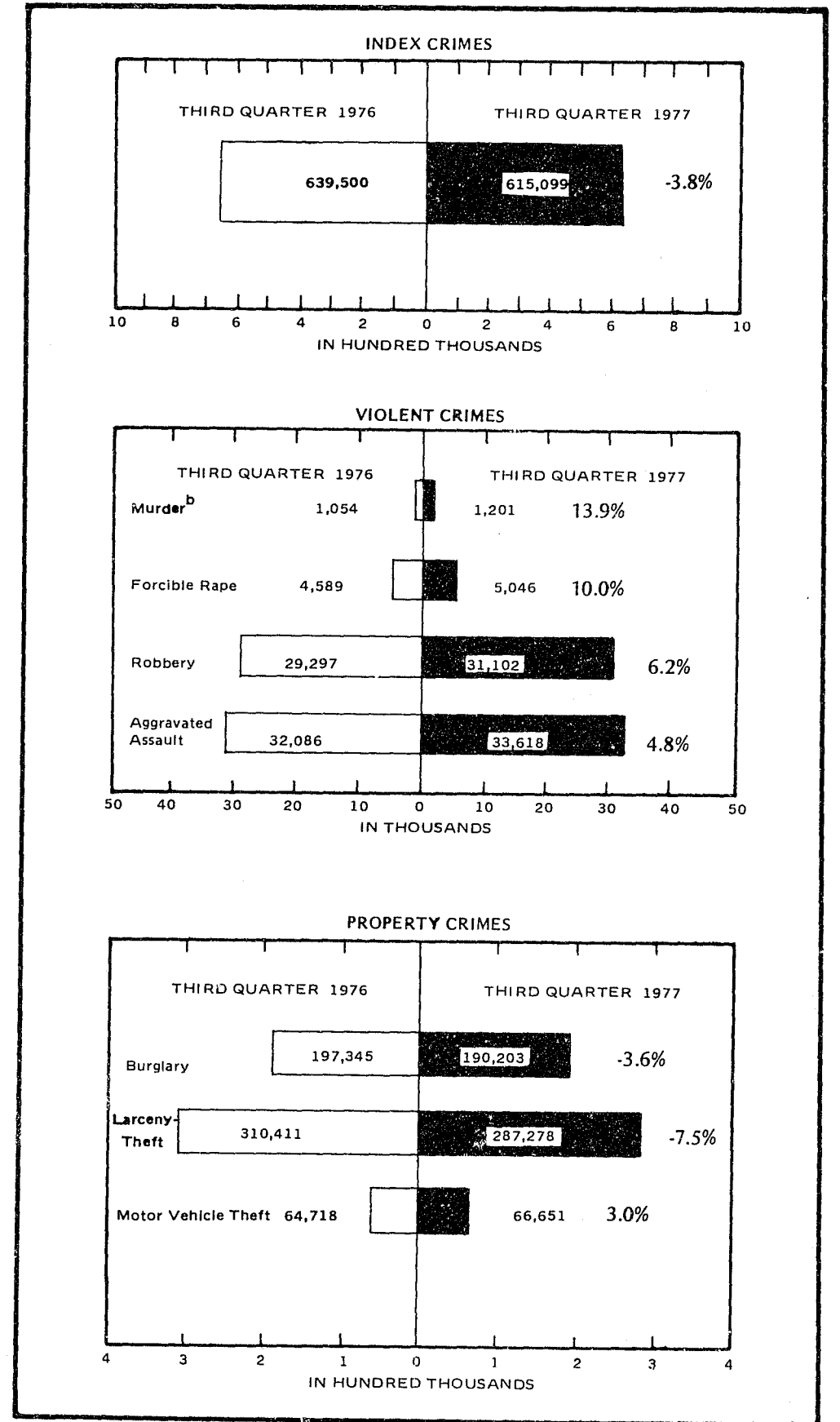
^aIncludes murder and nonnegligent manslaughter.

PERCENT CHANGE IN INDEX CRIME RATE 1975-1976

CALIFORNIA AND ENTIRE UNITED STATES



CRIME TRENDS IN SELECTED CALIFORNIA JURISDICTIONS^a
THIRD QUARTER COMPARISONS
First Nine Months 1976 and First Nine Months 1977

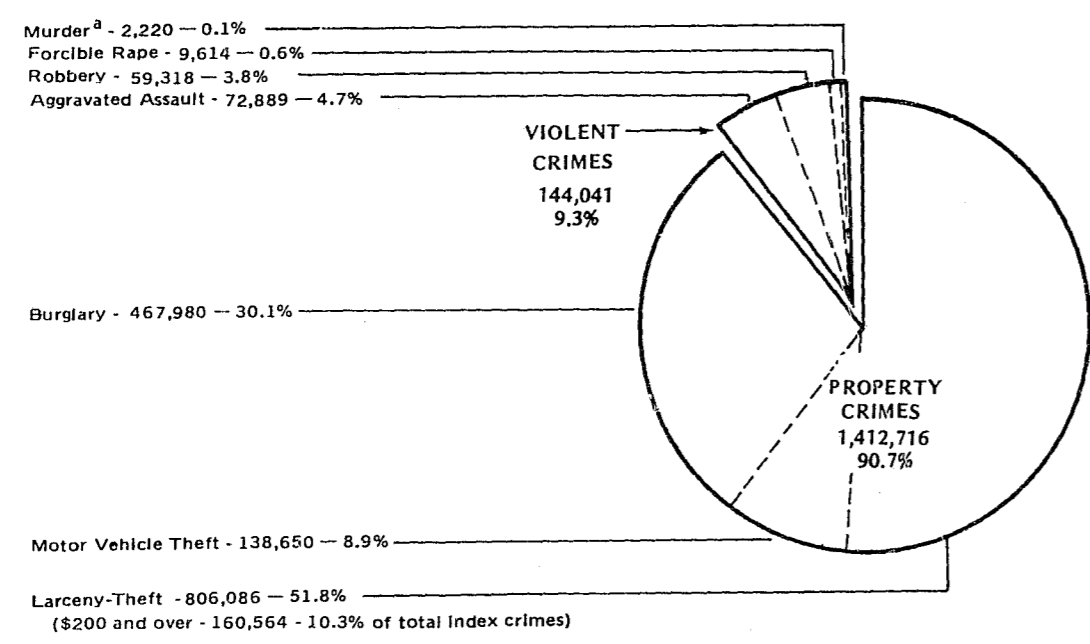


^aIncludes data for the 21 largest police departments and 15 largest sheriffs' departments in the state.

^bIncludes murder and nonnegligent manslaughter.

INDEX CRIMES IN CALIFORNIA, 1976

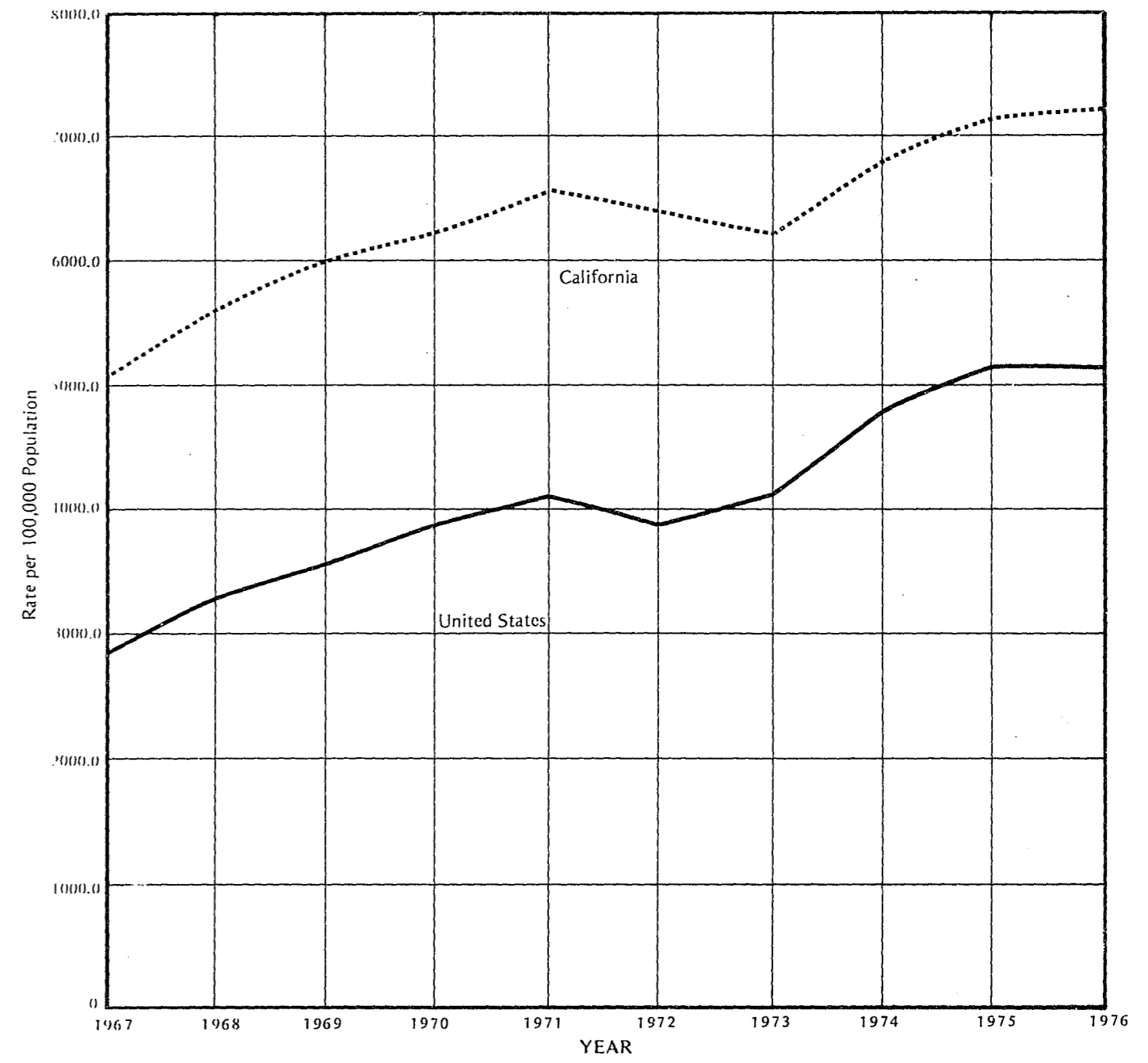
Total = 1,556,757



^aIncludes murder and nonnegligent manslaughter.

INDEX CRIMES IN CALIFORNIA AND THE UNITED STATES, 1967-1976

Rate Per 100,000 Population



Crime rates make it appear that California has a much greater crime problem than the United States as a whole. This is not necessarily true. California has consistently had better and more complete crime reporting than any other state. This in itself accounts for a greater incidence of reported crime. It can be expected that crime rates for the United States will increase as additional individual state reporting programs are implemented and the UCR system achieves more complete data collection. Several states that have initiated statewide UCR programs have shown dramatic increases in their crime rate per 100,000 population after adopting centralized reporting procedures.

CALIFORNIA DEPARTMENT OF JUSTICE
 DIVISION OF LAW ENFORCEMENT
 BUREAU OF CRIMINAL STATISTICS
 OFFENDER BASED TRANSACTION STATISTICS
 NOVEMBER 11, 1977

1976 DISPOSITIONS OF ADULTS ARRESTED ON
 FELONY CHARGES IN 57 COUNTIES
 (EXCLUDES SANTA CLARA COUNTY)

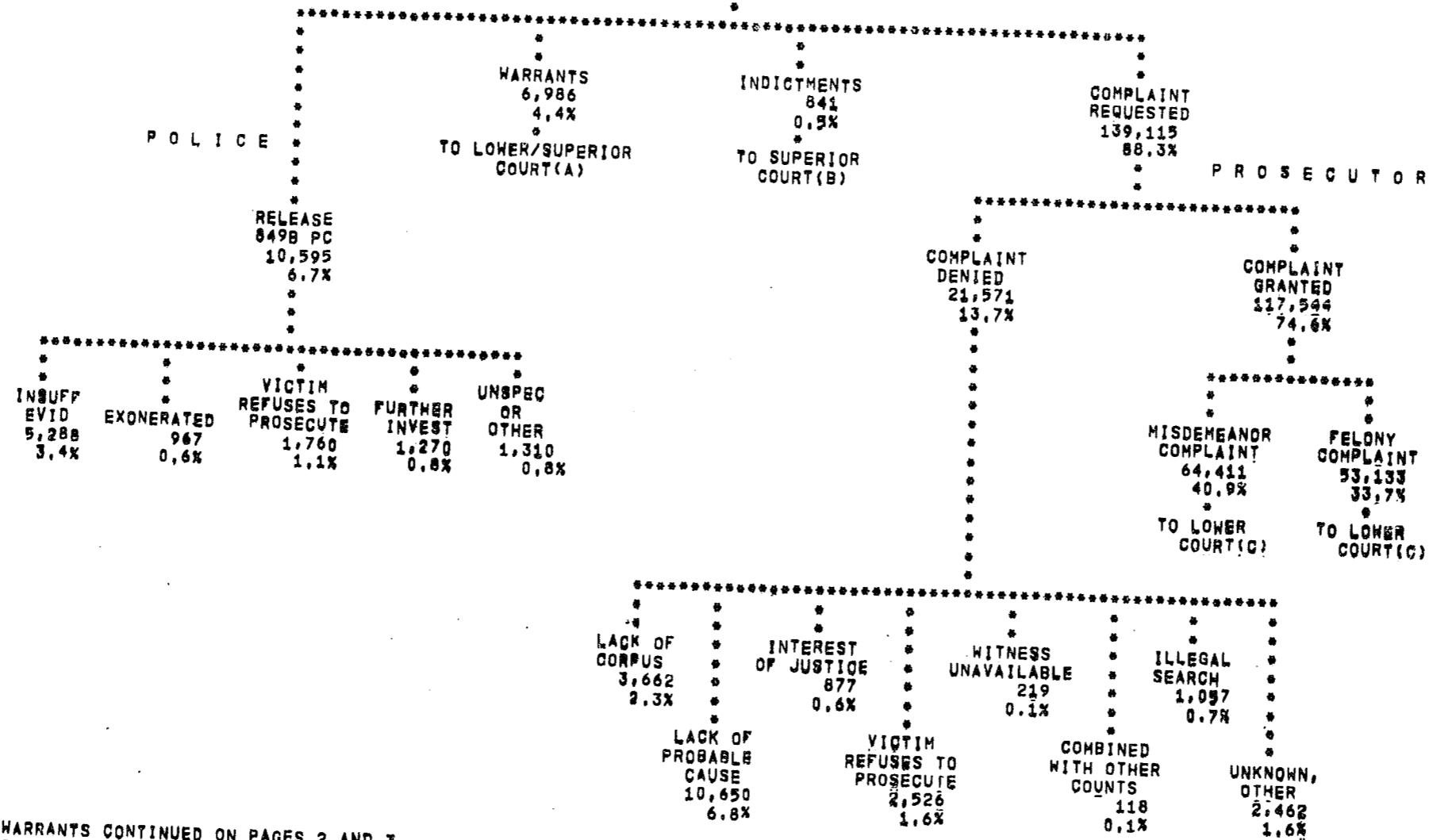
All Data Reported by Criminal Justice Agencies on the
 "Disposition of Arrest and Court Action" Form (JUS 8715)

FELONY ARREST DISPOSITION SUMMARY
 POLICE AND PROSECUTOR PROCESSING

TOTAL ARREST DISPOSITIONS
 157,537
 100.0%

PAGE

129



(A) WARRANTS CONTINUED ON PAGES 2 AND 3
 (B) GRAND JURY INDICTMENTS CONTINUED ON PAGE 3
 (C) LOWER COURT PROCESSING CONTINUED ON PAGE 2

CALIFORNIA DEPARTMENT OF JUSTICE
 DIVISION OF LAW ENFORCEMENT
 BUREAU OF CRIMINAL STATISTICS
 OFFENDER BASED TRANSACTION STATISTICS
 NOVEMBER 11, 1977

1976 DISPOSITIONS OF ADULTS ARRESTED ON
 FELONY CHARGES IN 57 COUNTIES
 (EXCLUDES SANTA CLARA COUNTY)

All Data Reported by Criminal Justice Agencies on the
 "Disposition of Arrest and Court Action" Form (JUS 8715)

FELONY ARREST DISPOSITION SUMMARY
 LOWER COURT PROCESSING

PAGE

LOWER COURT DISPOSITIONS(A) (B)

124,530
 79.0%

MISD. COMPLAINTS(A)						FELONY COMPLAINTS(B)									
64,414 40.9%						60,116 38.2%									
CONVICTED 44,041 28.0%			NOT CONVICTED 20,373 12.9%			TO SUPERIOR COURT (C) 35,235 22.4%			NOT CONVICTED 11,970 7.6%			CONVICTED 12,911 8.2%			
DISMISSED 19,606 12.4%		ACQUITTED 727 0.5%		JUV. COURT 40 0.0%		DISMISSED 11,784 7.5%		ACQUITTED 140 0.1%		JUV. COURT 46 0.0%					
GUILTY PLEA 39,267 24.9%		NOLO COURT 3,209 2.0%		JURY 818 0.5%		HELD TO ANSWER 31,444 20.0%		CERTIFIED GUILTY PLEA 3,791 2.4%		GUILTY PLEA 11,789 7.5%		NOLO COURT 881 0.6%		JURY 141 0.1%	
STRAIGHT PROB 34 0.0%		PROB + JAIL 15,938 10.1%		COUNTY JAIL 14,265 9.1%		FINE 7,171 4.6%		OTHER 6,073 3.8%		STRAIGHT PROB 51 0.0%		PROB + JAIL 4,316 2.7%		COUNTY JAIL 5,311 3.4%	
										FINE 2,439 1.5%		OTHER 688 0.4%		OTHER 106 0.1%	

130

(A) INCLUDES 64,411 MISDEMEANOR COMPLAINTS GRANTED AND 3* MISDEMEANOR WARRANTS FROM PAGE 1
 (B) INCLUDES 53,133 FELONY COMPLAINTS GRANTED AND 6,983* FELONY WARRANTS FROM PAGE 1
 (C) SUPERIOR COURT PROCESSING CONTINUED ON PAGE 3

* DATA ON THE PROPORTION OF MISDEMEANOR AND FELONY WARRANTS ARE PRELIMINARY.

CALIFORNIA DEPARTMENT OF JUSTICE
 DIVISION OF LAW ENFORCEMENT
 BUREAU OF CRIMINAL STATISTICS
 OFFENDER BASED TRANSACTION STATISTICS
 NOVEMBER 11, 1977

1976 DISPOSITIONS OF ADULTS ARRESTED ON
 FELONY CHARGES IN 57 COUNTIES
 (EXCLUDES SANTA CLARA COUNTY)

FELONY ARREST DISPOSITION SUMMARY
 SUPERIOR COURT PROCESSING

All Data Reported by Criminal Justice Agencies on the
 "Disposition of Arrest and Court Action" Form (JUS 8713)

PAGE

SUPERIOR COURT DISPOSITIONS(A)

36,076
 22.9%

*****				NOT CONVICTED		*****				CONVICTED	
				5,513						30,563	
				3.5%						19.4%	
*****				DISMISSED		ACQUITTED		NOT GUILTY INSANE		TO JUV. COURT	
				4,377		1,052		66		18	
				2.8%		0.7%		0.0%		0.0%	
*****				GUILTY PLEA		NOT GUILTY TO GUILTY		NOLO JURY		COURT TRANSCRIPT	
				7,227		18,112		1,231		2,628	
				4.6%		11.5%		0.8%		1.7%	
*****				DEATH		STATE PRISON		CYA		STRAIGHT PROBATION	
				14		5,437		1,502		5,264	
				0.0%		3.5%		1.0%		3.3%	
*****				PROBATION AND JAIL		COUNTY JAIL		FINE		TO CRC	
				15,181		1,635		158		1,158	
				9.6%		1.0%		0.1%		0.7%	
*****				TO STATE HOSPITAL- MDSO		OTHER					
				197		17					
				0.1%		0.0%					

131

(A) INCLUDES 35,235 DEFENDANTS RECEIVED FROM LOWER COURT (PAGE 2) AND 841 GRAND JURY INDICTMENTS FROM PAGE 1

CALIFORNIA DEPARTMENT OF JUSTICE
 DIVISION OF LAW ENFORCEMENT
 BUREAU OF CRIMINAL STATISTICS
 OFFENDER BASED TRANSACTION STATISTICS
 NOVEMBER 11, 1977

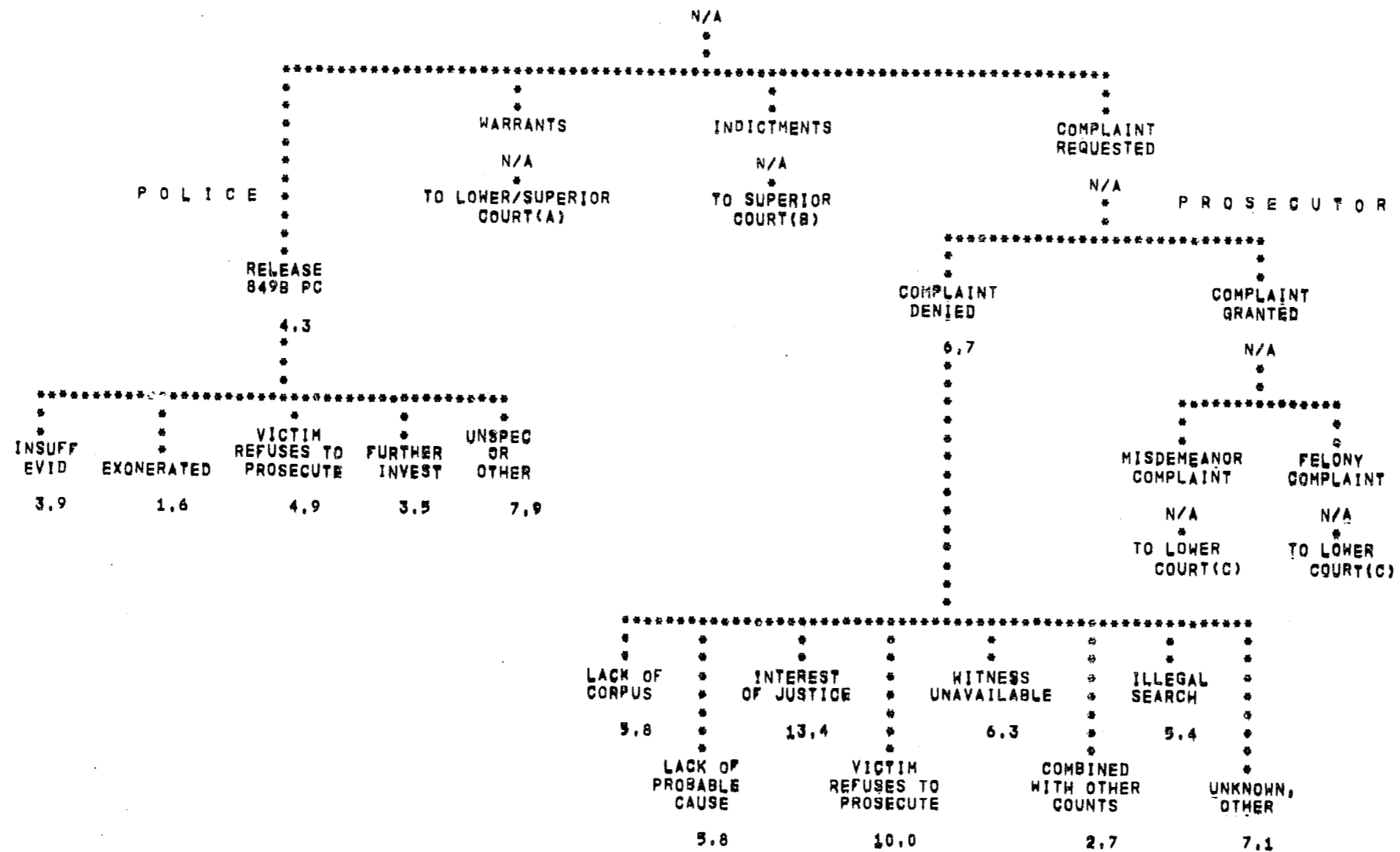
1976 DISPOSITIONS OF ADULTS ARRESTED ON
 FELONY CHARGES IN 57 COUNTIES
 (EXCLUDES SANTA CLARA COUNTY)
 All Data Reported by Criminal Justice Agencies on the
 "Disposition of Arrest and Court Action" Form (JUS 8715)

FELONY ARREST ELAPSED TIME TO DISPO*
 POLICE AND PROSECUTOR PROCESSING

PAGE

TOTAL ARREST DISPOSITIONS

132



*ELAPSED TIME SHOWN IN DAYS.

CALIFORNIA DEPARTMENT OF JUSTICE
 DIVISION OF LAW ENFORCEMENT
 BUREAU OF CRIMINAL STATISTICS
 OFFENDER BASED TRANSACTION STATISTICS
 NOVEMBER 11, 1977

1976 DISPOSITIONS OF ADULTS ARRESTED ON
 FELONY CHARGES IN 57 COUNTIES
 (EXCLUDES SANTA CLARA COUNTY)

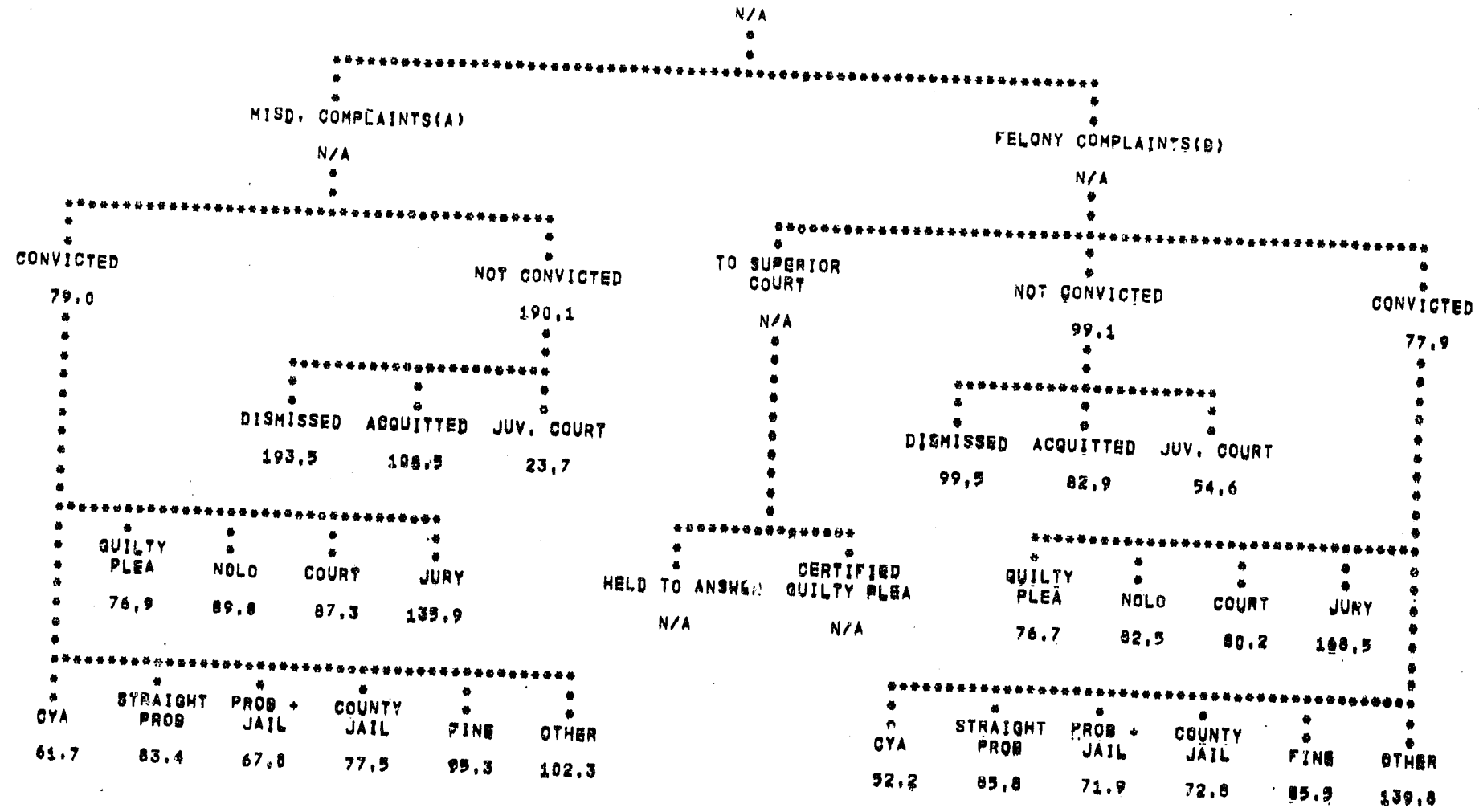
FELONY ARREST ELAPSED TIME TO DISPO*
 LOWER COURT PROCESSING

All Data Reported by Criminal Justice Agencies on the
 "Disposition of Arrest and Court Action" Form (JUS 8715)

LOWER COURT DISPOSITIONS(A) (B)

PAGE

133



*ELAPSED TIME SHOWN IN DAYS.

CALIFORNIA DEPARTMENT OF JUSTICE
 DIVISION OF LAW ENFORCEMENT
 BUREAU OF CRIMINAL STATISTICS
 OFFENDER BASED TRANSACTION STATISTICS
 NOVEMBER 11, 1977

1976 DISPOSITIONS OF ADULTS ARRESTED ON
 FELONY CHARGES IN 57 COUNTIES
 (EXCLUDES SANTA CLARA COUNTY)

All Data Reported by Criminal Justice Agencies on the
 "Disposition of Arrest and Court Action" Form (JUS 8715)

FELONY ARREST ELAPSED TIME TO DISPO*
 SUPERIOR COURT PROCESSING

SUPERIOR COURT DISPOSITIONS(A)

PAGE

134

NOT CONVICTED				CONVICTED						
229.2				166.5						
DISMISSED	ACQUITTED	NOT GUILTY INSANE	TO JUV. COURT							
238.5	197.9	169.2	83.9							
.....										
				GUILTY PLEA	NOT GUILTY TO GUILTY	Nolo	JURY	COURT	TRANSCRIPT	
				192.8	177.7	180.3	213.5	224.9	263.1	
.....										
DEATH	STATE PRISON	CYA	STRAIGHT PROBATION	PROBATION AND JAIL	COUNTY JAIL	FINE	TO CRC	TO STATE HOSPITAL- MDSO	OTHER	
229.9	168.5	125.3	195.9	161.7	164.0	198.4	145.8	136.7	177.1	

*ELAPSED TIME SHOWN IN DAYS.

THE IMPACT OF DRUG DIVERSIONS
(1000.2 P.C.) UPON 1976 LOWER AND SUPERIOR COURT
"DISMISSAL" ACTIONS IN FIFTY-SEVEN COUNTIES

September 1977

THE IMPACT OF DRUG DIVERSIONS
(1000.2 P.C.) UPON 1976 LOWER AND SUPERIOR COURT
"DISMISSAL" ACTIONS IN FIFTY-SEVEN COUNTIES

Background

The Offender-Based Transaction Statistics (OBTS) system provides disposition data on adults arrested on felony charges. Dispositions at the police, prosecutor, lower court, and superior court levels of the criminal justice system are reported to the Bureau of Criminal Statistics (BCS) on the "Disposition of Arrest and Court Action" form (JUS 8715).

In 1974, an OBTS data base of 107,578 dispositions was established for Los Angeles, San Diego, Orange, and San Bernardino counties. In 1975, the OBTS data base contained 174,069 dispositions reported by 56 counties (Alameda and Santa Clara counties did not use the JUS 8715 reporting system). In 1976, 157,537 dispositions were reported to BCS by 57 counties (excluding Santa Clara County).

Reporting Format

Local criminal justice agencies reported 1976 disposition information of adults arrested on felony charges on the "Disposition of Arrest and Court Action" form (JUS 8715). This information was coded by BCS and used to produce the tables which appear in Attachment II.

The report format known as the "disposition tree" will be available in November 1977 and it shows the number and proportion of felony arrestees/defendants at each point where a final disposition occurred in the statewide or county criminal justice system. (See Attachment III, when available.)

Problem

The lower court dismissal category and the superior court nonconviction categories (i.e., "dismissed" and "other") appear to be inflated because of the impact of the drug diversion program under Penal Code Section 1000.2.

This distortion resulted from grouping certain court drug diversion actions into these nonconviction categories. Since most drug diversion defendants are disposed of at the lower court level, this tended to distort the lower court "dismissals" to a greater extent than drug diversion data reported at the superior court level.

Explanation

This distortion was much greater in 1975, when defendants placed into drug diversion programs and defendants successfully completing drug diversion programs were both grouped generally under the nonconviction categories (e.g., "dismissed," "other") at both lower and superior court levels on the disposition tree reports.

In the 1976 disposition year, BCS did not code lower or superior court defendants placed into drug diversion programs under 1000.2 P.C. Drug diversion defendants were recorded statistically only upon the completion, or abortion, of the drug diversion program into which they were placed by the court. If successful, the drug diversion defendant would have the original charges against him dismissed by the court. If unsuccessful, the drug diversion defendant would return to the court for sentencing. The final court disposition action which took place following the defendant's entry into a drug diversion program was the only action which was recorded statistically for drug diversion defendants in the 1976 disposition year.

1976 Court Dismissal Actions Defined

Attachment II contains four tables which define precisely what court dismissal actions were reported on the JUS 8715 and included in the various nonconviction categories at the lower and superior court levels.

Tables 1 and 2 show the lower and superior court reasons for dismissals by arrest offense. Tables 3 and 4 show the lower and superior court dismissal reasons by county for each of the 57 counties which reported 1976 disposition actions on the JUS 8715.

The numeric codes indicating the specific reasons for court dismissals are defined in Attachment I. The columns identified with Code number "21" in the four tables in Attachment II identify the number and proportion of lower and superior court defendants who successfully completed a drug diversion program under the provisions of 1000.2 P.C. and subsequently had the original charges against them "dismissed." This is the only code which pertains to drug diversion court actions; however, code number "22" indicates those defendants who successfully completed diversion programs OTHER THAN DRUG DIVERSION and subsequently had the original charges against them "dismissed." This group (i.e., code 22) accounts for less than 1 percent of the total number of diversion defendants.

Analysis

1. There was a general decrease in the total number of dispositions received by BCS in 1976. The primary reason for this decrease is the legislation which reduced the possession of limited quantities or concentrations of marijuana from a felony offense to a misdemeanor offense in 1976. Also, the OBTS system expanded from 56 counties in 1975 to 57 counties in 1976. Comparing the data for the same 56 counties (excluding Alameda and Santa Clara) in both years, there was a decrease of 15.1 percent in total dispositions. County and local agencies may also expect this legislative action to affect the total number of 1976 dispositions in their respective jurisdictions, and especially the number of dispositions resulting from felony drug arrests.
2. In the 1976 calendar year, 157,537 dispositions were reported by 57 counties for adults arrested on felony charges. Of these dispositions, approximately 28 percent of the original felony arrests were for drug offenses. (Crime and Delinquency in California, 1976; page 33.)

3. Lower court defendants, who successfully completed drug diversion programs and subsequently had the charges against them dropped (i.e., dismissed) in 1976, accounted for almost one-fourth (7,705 = 24.5 percent) of the total number of lower court dismissals (31,471). See Attachment II, Table 1.

Note: For comparative purposes, lower court defendants placed into and successfully completing drug diversion programs in 1975 accounted for 45.3 percent of the total lower court dismissals in 56 counties.

4. Superior court defendants, who successfully completed drug diversion programs and subsequently had the charges against them dropped (i.e., dismissed) in 1976, accounted for 8.5 percent of the total number of superior court dismissals. See Attachment II, Table 2.

Note: For comparative purposes, superior court defendants placed into and successfully completing drug diversion programs in 1975 accounted for 22.5 percent of the total number of superior court dismissal and "other" nonconviction actions in 56 counties.

5. Combined, lower and superior court drug diversion defendants who successfully completed their diversion program and subsequently had the original charges against them dropped (i.e., dismissed) in 1976, accounted for 22.5 percent of the total court "dismissal" actions.

Note: For comparative purposes, the combined lower and superior court defendants placed into and successfully completing drug diversion programs in 1975 accounted for 42.7 percent of the total number of dismissal and "other" nonconviction actions in 56 counties.

Similar comparisons on the impact of drug diversions upon the 1976 lower and superior court dismissal actions for each county may be made by referencing Tables 3 and 4 in Attachment II. For example:

6. In San Diego County in 1976, there were 2,798 lower court "dismissals" reported to BCS on the JUS 8715. Of these dismissals, over half (54 percent) were for defendants who successfully completed drug diversion programs under 1000.2 P.C. and subsequently had the original charges against them "dismissed." See Attachment II, Table 3.

It is apparent that the drug diversion program had a great impact on 1976 San Diego County data and the accurate interpretation of lower court dismissal actions is contingent upon understanding the extent of this impact.

7. On a statewide basis, Los Angeles County accounted for over 36 percent of the total number of lower court "dismissals" due to the successful completion of drug diversion programs in 1976.

- San Diego County contributed another 20 percent;

- Alameda County contributed almost 8 percent; and

- The other 54 counties accounted for the remaining 36 percent of the lower court dismissals. See Attachment II, Table 3.

8. Statewide, Los Angeles County accounted for 75 percent of the defendants "dismissed" at the superior court level in 1976 after successfully completing a drug diversion program. See Attachment II, Table 4.

Attachment I

REASONS FOR 1976 LOWER AND SUPERIOR COURT DISMISSALS*

<u>Code</u>	<u>Reason for dismissal</u>
10	Certified to juvenile court
13	Defendant deceased
14	Dismissed
18	1538.5 P.C.
19	1538.5 and 995 P.C.
20	995 and 11116(e) P.C.
21	Successful completion of a drug diversion program under 1000.2 P.C.
22	Successful completion of a diversion program other than drug diversion

*Data on 1976 dismissals were reported by lower and superior courts in 57 counties on the "Disposition of Arrest and Court Action" form (JUS 8715). Court Disposition data from Santa Clara County are not included since they did not use the JUS 8715 system to report dispositions in 1976.

Note: These codes describe dismissal and juvenile court actions at the lower court level and nonconviction actions (i.e., the "dismissed" "juvenile court," and "other" nonconviction categories) at the superior court level as shown on the OBTS "disposition tree" data display. (See Attachment III, when available.)

TABLE 1 ADULTS ARRESTED ON FELONY CHARGES AND DISMISSED
IN CALIFORNIA LOWER COURTS IN 57 COUNTIES, 1976*
ARREST OFFENSE BY REASON FOR NON-CONVICTION:
DISMISSAL AND JUVENILE COURT CATEGORIES ONLY

ARREST OFFENSE	TOTALS	LOWER COURT REASON FOR DISMISSAL*							
		10	13	14	18	19	20	21	22
HOMICIDE	133	1	0	132	0	0	0	0	0
MANSLAUGHTER VEH	12	0	2	10	0	0	0	0	0
FORCIBLE RAPE	229	1	0	224	0	0	0	2	0
ROBBERY	1371	6	4	1335	9	0	3	14	0
ASSAULT	3316	4	15	3271	5	0	2	17	2
KIDNAPPING	104	1	0	99	2	0	0	2	0
BURGLARY	3776	26	25	3632	26	0	2	56	9
POSSESSION BURG/THEFT TOOLS	0	0	0	0	0	0	0	0	0
THEFT	3109	10	17	2983	28	1	3	60	7
MOTOR VEH THEFT	1071	17	7	1036	5	0	0	5	1
FORGERY	1002	1	9	981	3	0	0	6	2
NARCOTICS	3399	5	26	2669	88	0	1	606	4
MARIJUANA	9138	3	15	3072	61	1	3	5966	17
DANGEROUS DRUGS	2351	4	10	1399	41	0	2	894	1
ALL OTHER DRUGS	161	0	1	111	0	0	0	49	0
SEX LAW VIOLATIONS	315	1	4	306	1	0	0	3	0
WEAPONS	776	2	2	743	17	0	0	12	0
DRUNK DRIVING	92	3	3	86	0	0	0	0	0
HIT AND RUN	34	1	2	31	0	0	0	0	0
ESCAPE	84	0	0	84	0	0	0	0	0
BOOKMAKING	150	0	1	145	4	0	0	0	0
ALL OTHER	848	0	4	829	2	0	0	13	0
TOTALS	31471	86	147	23180	292	2	16	7705	43

* 1976 OBTS 57 COUNTY FELONY ARREST DISPOSITIONS FILE. CONSISTS OF FELONY ARREST DISPOSITIONS REPORTED TO THE BUREAU OF CRIMINAL STATISTICS BY LOCAL AGENCIES ON DISPOSITION OF ARREST AND COURT ACTION (FORM JUS 8715). DATA FOR SANTA CLARA COUNTY NOT INCLUDED.
*SEE ATTACHMENT 1 FOR AN EXPLANATION OF NUMERIC CODES.

CONTINUED

2 OF 4

TABLE 1 ADULTS ARRESTED ON FELONY CHARGES AND DISMISSED
 IN CALIFORNIA LOWER COURTS IN 57 COUNTIES, 1976*
 ARREST OFFENSE BY REASON FOR NON-CONVICTION†
 DISMISSAL AND JUVENILE COURT CATEGORIES ONLY

ARREST OFFENSE	TOTALS	LOWER COURT REASON FOR DISMISSAL*							
		10	13	14	18	19	20	21	22
HOMICIDE	100.00	.75	.00	99.25	.00	.00	.00	.00	.00
MANSLAUGHTER VEH	100.00	.00	16.67	83.33	.00	.00	.00	.00	.00
FORCIBLE RAPE	100.00	.44	.00	98.69	.00	.00	.00	.87	.00
ROBBERY	100.00	.44	.29	97.37	.66	.00	.22	1.02	.00
ASSAULT	100.00	.12	.45	98.64	.15	.00	.06	.51	.06
KIDNAPPING	100.00	.96	.00	99.19	1.92	.00	.00	1.92	.00
BURGLARY	100.00	.69	.66	96.19	.69	.00	.05	1.48	.24
POSSESSION BURG/THEFT TOOLS	.00	.00	.00	.00	.00	.00	.00	.00	.00
THEFT	100.00	.32	.55	99.95	.90	.03	.10	1.93	.23
MOTOR VEH THEFT	100.00	1.59	.65	96.73	.47	.00	.00	.47	.09
FORGERY	100.00	.10	.90	97.90	.30	.00	.00	.60	.20
NARCOTICS	100.00	.15	.76	78.92	2.59	.00	.03	17.83	.12
MARIJUANA	100.00	.03	.16	33.62	.67	.01	.03	65.29	.19
DANGEROUS DRUGS	100.00	.17	.43	59.51	1.74	.00	.09	38.03	.04
ALL OTHER DRUGS	100.00	.00	.62	68.94	.00	.00	.00	30.43	.00
SEX LAW VIOLATIONS	100.00	.32	1.27	97.14	.32	.00	.00	.95	.00
WEAPONS	100.00	.26	.26	95.75	2.19	.00	.00	1.55	.00
DRUNK DRIVING	100.00	3.26	3.26	93.48	.00	.00	.00	.00	.00
HIT AND RUN	100.00	2.94	5.88	91.18	.00	.00	.00	.00	.00
ESCAPE	100.00	.00	.00	100.00	.00	.00	.00	.00	.00
BOOKMAKING	100.00	.00	.67	96.67	2.67	.00	.00	.00	.00
ALL OTHER	100.00	.00	.47	97.76	.24	.00	.00	1.53	.00
TOTALS	100.00	.27	.47	73.66	.93	.01	.05	24.48	.14

* 1976 OBTS 57 COUNTY FELONY ARREST DISPOSITIONS FILE. CONSISTS OF FELONY ARREST DISPOSITIONS REPORTED TO THE BUREAU OF CRIMINAL STATISTICS BY LOCAL AGENCIES ON DISPOSITION OF ARREST AND COURT ACTION (FORM JUS 8715). DATA FOR SANTA CLARA COUNTY NOT INCLUDED.
 †SEE ATTACHMENT 1 FOR AN EXPLANATION OF NUMERIC CODES.

TABLE 1 ADULTS ARRESTED ON FELONY CHARGES AND DISMISSED
 IN CALIFORNIA LOWER COURTS IN 57 COUNTIES, 1976*
 ARREST OFFENSE BY REASON FOR NON-CONVICTION;
 DISMISSAL AND JUVENILE COURT CATEGORIES ONLY

ARREST OFFENSE	TOTALS	LOWER COURT REASON FOR DISMISSAL*							
		10	13	14	18	19	20	21	22
HOMICIDE	.42	1.16	.00	.57	.00	.00	.00	.00	.00
MANSLAUGHTER VEH	.04	.00	1.36	.04	.00	.00	.00	.00	.00
FORCIBLE RAPE	.73	1.16	.00	.97	.00	.00	.00	.03	.00
ROBBERY	4.36	6.98	2.72	5.76	3.08	.00	18.75	.18	.00
ASSAULT	10.54	4.65	10.20	14.11	1.71	.00	12.50	.22	4.65
KIDNAPPING	.33	1.16	.00	.43	.68	.00	.00	.03	.00
BURGLARY	12.00	30.23	17.01	15.67	8.90	.00	12.50	.73	20.93
POSSESSION BURG/THEFT TOOLS	.00	.00	.00	.00	.00	.00	.00	.00	.00
THEFT	9.88	11.63	11.56	12.87	9.59	50.00	18.75	.78	16.28
MOTOR VEH THEFT	3.40	19.77	4.76	4.47	1.71	.00	.00	.06	2.33
FORGERY	3.18	1.16	6.12	4.23	1.03	.00	.00	.08	4.65
NARCOTICS	10.80	5.81	17.69	11.51	30.14	.00	6.25	7.87	9.30
MARIJUANA	29.04	3.49	10.20	13.25	20.89	50.00	18.75	77.43	39.53
DANGEROUS DRUGS	7.47	4.65	6.80	6.04	14.04	.00	12.50	11.60	2.33
ALL OTHER DRUGS	.51	.00	.68	.48	.00	.00	.00	.64	.00
SEX LAW VIOLATIONS	1.00	1.16	2.72	1.32	.34	.00	.00	.04	.00
WEAPONS	2.47	2.33	1.36	3.21	5.82	.00	.00	.16	.00
DRUNK DRIVING	.29	3.49	2.04	.37	.00	.00	.00	.00	.00
HIT AND RUN	.11	1.16	1.36	.13	.00	.00	.00	.00	.00
ESCAPE	.27	.00	.00	.36	.00	.00	.00	.00	.00
BOOKMAKING	.48	.00	.68	.63	1.37	.00	.00	.00	.00
ALL OTHER	2.69	.00	2.72	3.98	.68	.00	.00	.17	.00
TOTALS	100.00	100.00	100.00	100.00	100.00	100.00	100.00	100.00	100.00

* 1976 OBTS 57 COUNTY FELONY ARREST DISPOSITIONS FILE. CONSISTS OF FELONY ARREST DISPOSITIONS REPORTED TO THE BUREAU OF CRIMINAL STATISTICS BY LOCAL AGENCIES ON DISPOSITION OF ARREST AND COURT ACTION (FORM JUS 8715). DATA FOR SANTA CLARA COUNTY NOT INCLUDED.
 *SEE ATTACHMENT 1 FOR AN EXPLANATION OF NUMERIC CODES.

TABLE 2 ADULTS ARRESTED ON FELONY CHARGES AND DISMISSED
 IN CALIFORNIA SUPERIOR COURTS IN 57 COUNTIES, 1976*
 ARREST OFFENSE BY REASON FOR NON-CONVICTION:
 DISMISSAL, JUVENILE COURT AND 'OTHER' CATEGORIES ONLY

ARREST OFFENSE	TOTALS	SUPERIOR COURT REASON FOR DISMISSAL+							
		10	13	14	18	19	20	21	22
HOMICIDE	70	0	1	44	0	1	23	1	0
MANSLAUGHTER VEH	7	0	0	2	1	0	4	0	0
FORCIBLE RAPE	96	0	5	83	0	0	8	0	0
ROBBERY	448	4	15	336	5	10	78	0	0
ASSAULT	363	0	12	283	3	2	62	1	0
KIDNAPPING	26	0	0	19	0	0	6	1	0
BURGLARY	689	9	16	484	21	6	146	5	0
POSSESSION BURG/THEFT TOOLS	0	0	0	0	0	0	0	0	0
THEFT	438	0	6	313	17	1	99	2	0
MOTOR VEH THEFT	140	0	4	99	5	1	31	0	0
FORGERY	167	2	6	137	3	1	22	0	0
NARCOTICS	836	2	31	421	94	15	145	125	3
MARIJUANA	485	1	5	176	32	9	70	190	2
DANGEROUS DRUGS	175	0	4	85	12	5	23	45	1
ALL OTHER DRUGS	25	0	0	11	1	0	11	2	0
SEX LAW VIOLATIONS	98	0	3	76	0	7	12	0	0
WEAPONS	73	0	5	49	5	0	13	1	0
DRUNK DRIVING	22	0	1	16	0	0	5	0	0
HIT AND RUN	7	0	0	4	0	0	3	0	0
ESCAPE	30	0	0	23	0	0	7	0	0
BOOKMAKING	31	0	1	11	4	1	14	0	0
ALL OTHER	169	0	4	122	1	1	40	1	0
TOTALS	4395	18	119	2792	204	60	822	374	6

* 1976 OBTS 57 COUNTY FELONY ARREST DISPOSITIONS FILE. CONSISTS OF FELONY ARREST DISPOSITIONS REPORTED TO THE BUREAU OF CRIMINAL STATISTICS BY LOCAL AGENCIES ON 'DISPOSITION OF ARREST AND COURT ACTION' (FORM JUS 8715). DATA FOR SANTA CLARA COUNTY NOT INCLUDED.
 +SEE ATTACHMENT 1 FOR AN EXPLANATION OF NUMERIC CODES.

TABLE 2 ADULTS ARRESTED ON FELONY CHARGES AND DISMISSED
 IN CALIFORNIA SUPERIOR COURTS IN 57 COUNTIES, 1976*
 ARREST OFFENSE BY REASON FOR NON-CONVICTION:
 DISMISSAL, JUVENILE COURT AND 'OTHER' CATEGORIES ONLY

ARREST OFFENSE	TOTALS	SUPERIOR COURT REASON FOR DISMISSAL*							
		10	13	14	18	19	20	21	22
HOMICIDE	100.00	.00	1.43	62.86	.00	1.43	32.86	1.43	.00
MANSLAUGHTER VEH	100.00	.00	.00	28.57	14.29	.00	57.14	.00	.00
FORCIBLE RAPE	100.00	.00	5.21	86.46	.00	.00	8.33	.00	.00
ROBBERY	100.00	.89	3.35	75.00	1.12	2.23	17.41	.00	.00
ASSAULT	100.00	.00	3.31	77.96	.83	.55	17.08	.28	.00
KIDNAPPING	100.00	.00	.00	73.08	.00	.00	23.08	3.85	.00
BURGLARY	100.00	1.31	2.32	70.94	3.05	.87	21.19	.73	.00
POSSESSION BURG/THEFT TOOLS	.00	.00	.00	.00	.00	.00	.00	.00	.00
THEFT	100.00	.00	1.37	71.46	3.88	.23	22.60	.46	.00
MOTOR VEH THEFT	100.00	.00	2.86	70.71	3.57	.71	22.14	.00	.00
FORGERY	100.00	1.20	3.59	79.64	1.80	.60	13.17	.00	.00
NARCOTICS	100.00	.24	3.71	50.36	11.24	1.79	17.34	14.95	.36
MARIJUANA	100.00	.21	1.03	36.29	6.60	1.86	14.43	39.18	.41
DANGEROUS DRUGS	100.00	.00	2.29	48.57	6.86	2.86	13.14	25.71	.57
ALL OTHER DRUGS	100.00	.00	.00	44.00	4.00	.00	44.00	8.00	.00
SEX LAW VIOLATIONS	100.00	.00	3.06	77.55	.00	7.14	12.24	.00	.00
WEAPONS	100.00	.00	6.85	67.12	6.85	.00	17.81	1.37	.00
DRUNK DRIVING	100.00	.00	4.55	72.73	.00	.00	22.73	.00	.00
HIT AND RUN	100.00	.00	.00	57.14	.00	.00	42.86	.00	.00
ESCAPE	100.00	.00	.00	76.67	.00	.00	23.33	.00	.00
BOOKMAKING	100.00	.00	3.23	35.48	12.90	3.23	45.16	.00	.00
ALL OTHER	100.00	.00	2.37	72.19	.59	.59	23.67	.59	.00
TOTALS	100.00	.41	2.71	63.53	4.64	1.37	18.70	8.51	.14

* 1976 OBYS 57 COUNTY FELONY ARREST DISPOSITIONS FILE. CONSISTS OF FELONY ARREST DISPOSITIONS REPORTED TO THE BUREAU OF CRIMINAL STATISTICS BY LOCAL AGENCIES ON 'DISPOSITION OF ARREST AND COURT ACTION' (FORM JUS 8715). DATA FOR SANTA CLARA COUNTY NOT INCLUDED.
 *SEE ATTACHMENT 1 FOR AN EXPLANATION OF NUMERIC CODES.

TABLE 2 ADULTS ARRESTED ON FELONY CHARGES AND DISMISSED
 IN CALIFORNIA SUPERIOR COURTS IN 57 COUNTIES, 1976*
 ARREST OFFENSE BY REASON FOR NON-CONVICTION;
 DISMISSAL, JUVENILE COURT AND 'OTHER' CATEGORIES ONLY

ARREST OFFENSE	TOTALS	SUPERIOR COURT REASON FOR DISMISSAL*							
		10	13	14	18	19	20	21	22
HOMICIDE	1.59	.00	.84	1.58	.00	1.67	2.80	.27	.00
MANSLAUGHTER VEH	.16	.00	.00	.07	.49	.00	.49	.00	.00
FORCIBLE RAPE	2.18	.00	4.20	2.97	.00	.00	.97	.00	.00
ROBBERY	10.19	22.22	12.61	12.03	2.45	16.67	9.49	.00	.00
ASSAULT	8.26	.00	10.08	10.14	1.47	3.33	7.54	.27	.00
KIDNAPPING	.59	.00	.00	.68	.00	.00	.73	.27	.00
BURGLARY	15.68	50.00	13.45	17.41	10.29	10.00	17.76	1.34	.00
POSSESSION BURG/THEFT TOOLS	.00	.00	.00	.00	.00	.00	.00	.00	.00
THEFT	9.97	.00	5.04	11.21	8.33	1.67	12.04	.53	.00
MOTOR VEH THEFT	3.19	.00	3.36	3.95	2.45	1.67	3.77	.00	.00
FORGERY	3.80	11.11	5.04	4.76	1.47	1.67	2.68	.00	.00
NARCOTICS	19.02	11.11	26.05	15.08	46.08	25.00	17.64	33.42	50.00
MARIJUANA	11.04	5.56	4.20	6.30	15.69	15.00	8.52	50.80	33.33
DANGEROUS DRUGS	3.98	.00	3.36	3.04	5.88	8.33	2.80	12.03	16.67
ALL OTHER DRUGS	.57	.00	.00	.39	.49	.00	1.34	.53	.00
SEX LAW VIOLATIONS	2.23	.00	2.52	2.72	.00	11.67	1.46	.00	.00
WEAPONS	1.66	.00	4.20	1.76	2.45	.00	1.58	.27	.00
DRUNK DRIVING	.50	.00	.84	.57	.00	.00	.61	.00	.00
HIT AND RUN	.14	.00	.00	.14	.00	.00	.36	.00	.00
ESCAPE	.68	.00	.08	.82	.00	.00	.85	.00	.00
BOOKMAKING	.71	.00	.84	.39	1.96	1.67	1.70	.00	.00
ALL OTHER	3.85	.00	3.36	4.37	.49	1.67	4.87	.27	.00
TOTALS	100.00	100.00	100.00	100.00	100.00	100.00	100.00	100.00	100.00

* 1976 OBYS 57 COUNTY FELONY ARREST DISPOSITIONS FILE. CONSISTS OF FELONY ARREST DISPOSITIONS REPORTED TO THE BUREAU OF CRIMINAL STATISTICS BY LOCAL AGENCIES ON 'DISPOSITION OF ARREST AND COURT ACTION' (FORM JUS 8715). DATA FOR SANTA CLARA COUNTY NOT INCLUDED.
 *SEE ATTACHMENT 1 FOR AN EXPLANATION OF NUMERIC CODES.

TABLE 3 ADULTS ARRESTED ON FELONY CHARGES AND DISMISSED
 IN CALIFORNIA LOWER COURTS IN 57 COUNTIES, 1976*
 COUNTY BY REASON FOR NON-CONVICTION:
 DISMISSAL AND JUVENILE COURT CATEGORIES ONLY

COUNTY	TOTALS	LOWER COURT REASON FOR DISMISSAL*							
		10	13	14	18	19	20	21	22
ALAMEDA	2604	2	16	1955	30	0	1	591	9
ALPINE	1	0	0	1	0	0	0	0	0
AMADOR	17	0	1	13	1	0	0	2	0
BUTTE	44	0	0	36	3	0	0	8	0
CALAVERAS	24	0	0	13	0	0	0	0	0
COLUSA	5	0	0	5	0	0	0	0	0
CONTRA COSTA	753	0	6	470	3	0	0	0	0
DEL NORTE	25	0	0	25	0	0	0	274	0
EL DORADO	136	1	4	97	0	0	0	0	0
FRESNO	1026	1	0	957	17	0	0	26	22
GLENN	10	0	0	10	0	0	0	49	0
HUMBOLDT	226	0	1	184	0	0	0	0	0
IMPERIAL	178	0	1	123	1	0	7	34	0
INYO	10	0	0	7	0	0	0	54	0
KERN	850	1	4	726	0	0	0	3	0
KINGS	136	0	2	116	0	0	0	119	0
LAKE	22	0	0	20	1	0	0	18	0
LASSSEN	9	0	0	9	0	0	0	1	0
LOS ANGELES	8954	49	45	5886	147	2	0	2810	15
MADERA	89	0	0	84	1	0	0	4	0
MARIN	239	0	3	127	5	0	0	104	0
MARIPOSA	6	0	0	4	0	0	0	2	0
MENDOCINO	29	0	1	27	0	0	0	1	0
MERCED	159	0	0	143	0	0	0	16	0
MODOC	5	1	0	4	0	0	0	0	0
MONO	3	0	0	3	0	0	0	0	0
MONTEREY	340	1	2	281	2	0	0	0	0
NAPA	104	0	0	46	0	0	0	54	0
NEVADA	38	0	3	27	0	0	0	58	0
ORANGE	3754	1	15	3140	22	0	0	8	0
PLACER	123	0	0	87	0	0	3	573	0
PLUMAS	5	0	1	4	0	0	0	36	0
RIVERSIDE	946	2	2	724	8	0	0	0	0
SACRAMENTO	1126	3	4	1088	0	0	0	210	0
SAN BENITO	15	0	0	11	2	0	0	29	0
SAN BERNARDINO	1867	0	3	737	0	0	0	4	0
SAN DIEGO	2798	9	14	1254	3	0	1	318	5
SAN FRANCISCO	1358	6	2	1265	8	0	3	1510	0
SAN JOAQUIN	552	2	2	469	4	0	0	81	0
SAN LUIS OBISPO	77	0	0	69	2	0	0	77	0
SAN MATEO	797	0	0	684	0	0	0	8	0
SANTA BARBARA	343	1	0	214	10	0	0	94	0
SANTA CLARA	0	0	1	0	13	0	0	115	0
SANTA CRUZ	274	0	0	234	0	0	0	0	0
SHASTA	85	0	0	59	1	0	0	39	0
SILVERA	3	0	0	4	0	0	1	25	0
SISKIYOU	23	0	0	23	0	0	0	1	0
SONOMA	475	1	0	481	0	0	0	0	0
SONOMA	319	0	1	388	0	0	0	68	0
STANISLAUS	326	1	1	238	0	0	0	17	1
SUTTER	36	1	0	24	0	0	0	94	0
TEHAMA	38	1	0	22	1	0	0	18	0
TRINITY	7	0	0	7	0	0	0	15	0
TUCARE	244	2	3	218	0	0	0	8	0
TUOLUMNE	20	0	0	12	2	0	0	19	0
VENTURA	356	0	0	261	0	0	0	8	0
YOLO	189	0	1	176	0	0	0	92	0
YUBA	77	0	1	62	0	0	0	6	7
TOTALS	31471	84	147	23180	292	2	16	7705	43

* 1976 ORTS 57 COUNTY FELONY ARREST DISPOSITIONS FILE, CONSISTS OF FELONY ARREST DISPOSITIONS REPORTED TO THE BUREAU OF CRIMINAL STATISTICS BY LOCAL AGENCIES ON 'DISPOSITION OF ARREST AND COURT ACTION' (FORM JUS 8715). DATA FOR SANTA CLARA COUNTY NOT INCLUDED.
 *SEE ATTACHMENT 1 FOR AN EXPLANATION OF NUMERIC CODES.

TABLE 3 ADULTS ARRESTED ON FELONY CHARGES AND DISMISSED
 IN CALIFORNIA LOWER COURTS IN 57 COUNTIES, 1976*
 COUNTY BY REASON FOR NON-CONVICTION;
 DISMISSAL AND JUVENILE COURT CATEGORIES ONLY

COUNTY	TOTALS	LOWER COURT REASON FOR DISMISSAL*							
		10	13	14	18	19	20	21	22
ALAMEDA	100.00	.08	.61	75.08	1.15	.00	.04	22.70	.35
ALPINE	100.00	.00	.00	100.00	.00	.00	.00	.00	.00
AMADOR	100.00	.00	5.88	76.47	5.88	.00	.00	11.76	.00
BUTTE	100.00	.00	.00	81.82	.00	.00	.00	18.18	.00
CALAVERAS	100.00	.00	.00	54.17	12.50	.00	.00	33.33	.00
COLUSA	100.00	.00	.00	100.00	.00	.00	.00	.00	.00
CONTRA COSTA	100.00	.00	.80	62.42	1.40	.00	.00	36.39	.00
DEL NORTE	100.00	.00	.00	100.00	.00	.00	.00	.00	.00
EL DORADO	100.00	.77	3.08	74.62	.00	.00	.00	20.00	1.54
FRESNO	100.00	.10	.00	93.27	1.66	.00	.00	4.78	.18
GLENN	100.00	.00	.00	100.00	.00	.00	.00	.00	.00
HUMBOLDT	100.00	.00	.44	81.42	.00	.00	3.10	15.04	.00
IMPERIAL	100.00	.00	.00	69.10	.56	.00	.00	30.34	.00
INYO	100.00	.00	.00	70.00	.00	.00	.00	30.00	.00
KERN	100.00	.12	.47	85.41	.00	.00	.00	14.00	.00
KINGS	100.00	.00	1.47	85.29	.00	.00	.00	13.24	.00
LAKE	100.00	.00	.00	90.91	4.55	.00	.00	4.55	.00
LASSEN	100.00	.00	.00	100.00	.00	.00	.00	.00	.00
LOS ANGELES	100.00	.53	.50	65.74	1.64	.02	.00	31.38	.17
MADERA	100.00	.00	.00	94.38	1.12	.00	.00	4.49	.00
MARIN	100.00	.00	1.26	53.14	2.09	.00	.00	43.51	.00
MARIPOSA	100.00	.00	.00	66.67	.00	.00	.00	33.33	.00
MENDOCINO	100.00	.00	3.43	93.10	.00	.00	.00	3.45	.00
MERCED	100.00	.00	.00	89.94	.00	.00	.00	10.06	.00
MODOC	100.00	20.00	.00	80.00	.00	.00	.00	.00	.00
MONO	100.00	.00	.00	100.00	.00	.00	.00	.00	.00
MONTEREY	100.00	.29	.59	82.65	.59	.00	.00	15.88	.00
NAPA	100.00	.00	.00	44.23	.00	.00	.00	55.77	.00
NEVADA	100.00	.00	7.89	71.05	.00	.00	.00	21.05	.00
ORANGE	100.00	.03	.40	83.64	.59	.00	.08	15.26	.00
PLACER	100.00	.00	.00	70.73	.00	.00	.00	29.27	.00
PLUMAS	100.00	.00	20.00	80.00	.00	.00	.00	.00	.00
RIVERSIDE	100.00	.00	.21	76.53	.85	.00	.00	22.20	.00
SACRAMENTO	100.00	.27	.36	96.63	.18	.00	.08	2.58	.00
SAN BENITO	100.00	.00	.00	73.33	.00	.00	.00	26.67	.00
SAN BERNARDINO	100.00	.00	.28	69.07	.28	.08	.09	29.80	.47
SAN DIEGO	100.00	.32	.50	44.82	.29	.00	.11	53.97	.00
SAN FRANCISCO	100.00	.44	.15	93.15	.29	.00	.08	5.96	.00
SAN JOAQUIN	100.00	.36	.36	84.96	.36	.00	.00	13.95	.00
SAN LUIS OBISPO	100.00	.00	.00	89.61	.00	.00	.00	10.39	.00
SAN MATEO	100.00	.13	1.00	85.82	1.25	.00	.00	11.79	.00
SANTA BARBARA	100.00	.00	.29	62.39	3.79	.08	.08	33.53	.00
SANTA CLARA	100.00	.00	.00	.00	.00	.00	.00	.00	.00
SANTA CRUZ	100.00	.00	.00	85.40	.36	.00	.08	14.23	.00
SHASTA	100.00	.00	.00	49.41	.00	.08	1.38	29.41	.00
SERRA	100.00	.00	.08	80.08	.00	.00	.08	20.80	.00
SISKIYOU	100.00	.00	.00	100.00	.00	.00	.00	.00	.00
SOLANO	100.00	.21	.00	84.42	1.85	.00	.00	14.38	.00
SONOMA	100.00	.00	.31	94.04	.00	.00	.00	5.33	.31
STANISLAUS	100.00	.31	.31	70.55	.00	.00	.00	28.83	.00
SUTTER	100.00	2.78	.00	66.67	2.78	.00	.00	27.78	.00
TEHAMA	100.00	2.63	.08	57.89	.00	.00	.00	39.47	.00
TRINITY	100.00	.00	.00	100.00	.00	.00	.00	.00	.00
TULARE	100.00	.82	1.23	89.34	.82	.00	.00	7.79	.00
TUOLUMNE	100.00	.00	.00	60.00	.00	.00	.00	40.00	.00
VENTURA	100.00	.00	.28	73.73	.00	.00	.00	25.99	.00
YOLO	100.00	.00	.00	93.12	.00	.00	.00	3.17	3.70
YUBA	100.00	.00	1.30	88.52	.00	.00	.00	15.58	2.60
TOTALS	100.00	.27	.47	73.66	1.93	.01	.05	24.48	.14

* 1976 ORYS 97 COUNTY FELONY ARREST DISPOSITIONS FILE, CONSISTS OF FELONY ARREST DISPOSITIONS REPORTED TO THE BUREAU OF CRIMINAL STATISTICS BY LOCAL AGENCIES ON 'DISPOSITION OF ARREST AND COURT ACTION' (FORM JUS 8715). DATA FOR SANTA CLARA COUNTY NOT INCLUDED.
 *SEE ATTACHMENT 1 FOR AN EXPLANATION OF NUMERIC CODES.

TABLE 3 ADULTS ARRESTED ON FELONY CHARGES AND DISMISSED
IN CALIFORNIA LOWER COURTS IN 57 COUNTIES, 1976*
COUNTY BY REASON FOR NON-CONVICTION†
DISMISSAL AND JUVENILE COURT CATEGORIES ONLY

COUNTY	TOTALS	LCMR CJRT REASON FOR DISMISSAL*							
		10	13	14	18	19	20	21	22
ALAMEDA	8.27	2.33	10.88	8.43	10.27	.00	6.25	7.67	20.93
ALPINE	.00	.00	.00	.00	.00	.00	.00	.00	.00
AMADOR	.05	.00	.68	.06	.34	.00	.00	.03	.00
BUTTE	.14	.00	.00	.16	.00	.00	.00	.10	.00
CALAVERAS	.08	.00	.00	.06	1.03	.00	.00	.10	.00
COLUSA	.02	.00	.00	.02	.00	.00	.00	.00	.00
CONTRA COSTA	2.39	.00	4.08	2.03	1.03	.00	.00	3.56	.00
DEL NORTE	.08	.00	.00	.11	.00	.00	.00	.00	.00
EL DORADO	.41	1.16	2.72	.42	.00	.00	.00	.34	4.65
FRESNO	3.26	1.16	.00	4.13	5.82	.00	.00	.64	4.65
GLENN	.03	.00	.00	.04	.00	.00	.00	.00	.00
HUMBOLDT	.72	.00	.68	.79	.00	.00	43.75	.44	.00
IMPERIAL	.57	.00	.00	.53	.34	.00	.00	.70	.00
INYO	.03	.00	.00	.03	.00	.00	.00	.04	.00
KERN	2.70	1.16	2.72	3.13	.00	.00	.00	1.54	.00
KINGS	.43	.00	1.36	.50	.00	.00	.00	.23	.00
LAKE	.07	.00	.00	.09	.34	.00	.00	.01	.00
LASSEN	.03	.00	.00	.04	.00	.00	.00	.00	.00
LOS ANGELES	28.45	56.98	30.61	25.39	50.34	100.00	.00	36.47	34.88
MADERA	.28	.00	.00	.36	.34	.00	.00	.05	.00
MARIN	.76	.00	2.04	.55	1.71	.00	.00	1.35	.00
MARIPOSA	.02	.00	.00	.02	.00	.00	.00	.03	.00
MENDOCINO	.09	.00	.68	.12	.00	.00	.00	.01	.00
MERCED	.51	.00	.00	.62	.00	.00	.00	.21	.00
MODOC	.02	1.16	.00	.02	.00	.00	.00	.00	.00
MONO	.02	.00	.00	.02	.00	.00	.00	.00	.00
MONTEREY	1.00	1.16	1.36	1.21	.68	.00	.00	.70	.00
NAPA	.33	.00	.00	.20	.00	.00	.00	.79	.00
NEVADA	.12	.00	2.04	.12	.00	.00	.00	.10	.00
ORANGE	11.93	1.16	18.29	13.55	7.53	.00	18.75	7.44	.00
PLACER	.39	.00	.00	.38	.00	.00	.00	.47	.00
PLUMAS	.02	.00	.68	.02	.00	.00	.00	.00	.00
RIVERSIDE	3.81	2.33	1.36	3.12	2.74	.00	.00	2.73	.00
SACRAMENTO	3.58	3.49	2.72	4.69	.68	.00	.00	.38	.00
SAN BENITO	.05	.00	.00	.05	.00	.00	.00	.05	.00
SAN BERNARDINO	3.39	.00	2.04	3.18	1.03	.00	6.25	4.13	11.63
SAN DIEGO	8.89	16.47	9.52	5.41	2.74	.00	18.75	19.60	.00
SAN FRANCISCO	4.32	6.98	1.36	5.46	1.37	.00	.00	1.05	.00
SAN JOAQUIN	1.75	2.33	1.36	2.02	.68	.00	.00	1.00	.00
SAN LUIS OBISPO	.24	.00	.00	.30	.00	.00	.00	.10	.00
SAN MATEO	2.53	1.16	5.44	2.95	3.42	.00	.00	1.22	.00
SANTA BARBARA	1.89	.00	.68	.92	4.45	.00	.00	1.49	.00
SANTA CLARA	.88	.00	.00	.00	.00	.00	.00	.00	.00
SANTA CRUZ	.87	.00	.00	1.01	.34	.00	.00	.51	.00
SHASTA	.27	.00	.00	.25	.00	.00	6.25	.32	.00
SIERRA	.02	.00	.00	.02	.00	.00	.00	.01	.00
SISKIYOU	.87	.00	.00	.18	.89	.00	.00	.00	.00
SOLANO	1.51	1.16	.00	1.73	1.71	.00	.00	.00	.00
SONOMA	1.01	.00	.68	1.29	.00	.00	.00	.22	2.33
STANISLAUS	1.84	1.16	.68	.99	.88	.00	.00	1.22	.00
SUTTER	.11	1.16	.00	.10	.34	.00	.00	.13	.00
TEHAMA	.12	1.16	.00	.09	.00	.00	.00	.19	.00
TRINITY	.02	.00	.00	.03	.00	.00	.00	.00	.00
TULARE	.78	2.33	2.04	.94	.68	.00	.00	.25	.00
TUOLUMNE	.06	.00	.00	.05	.00	.00	.00	.10	.00
VENTURA	1.12	.00	.68	1.13	.00	.00	.00	1.19	.00
YOLO	.60	.00	.00	.76	.00	.00	.00	.08	16.28
YUBA	.24	.00	.68	.27	.00	.00	.00	.16	4.65
TOTALS	108.00	100.00	100.00	100.00	100.00	100.00	100.00	100.00	100.00

* 1976 OBTS 57 COUNTY FELONY ARREST DISPOSITIONS FILE, CONSISTS OF FELONY ARREST DISPOSITIONS REPORTED TO THE BUREAU OF CRIMINAL STATISTICS BY LOCAL AGENCIES ON 'DISPOSITION OF ARREST AND COURT ACTION' (FORM JUS 8715). DATA FOR SANTA CLARA COUNTY NOT INCLUDED.
†SEE ATTACHMENT 1 FOR AN EXPLANATION OF NUMERIC CODES.

TABLE 4 ADULTS ARRESTED ON FELONY CHARGE AND DISMISSED
 IN CALIFORNIA SUPERIOR COURTS IN 57 COUNTIES, 1976*
 COUNTY BY REASON FOR NON-CONVICTION:
 DISMISSAL, JUVENILE COURT AND 'OTHER' CATEGORIES ONLY

COUNTY	TOTALS	SUPERIOR COURT REASON FOR DISMISSAL*							
		10	13	14	18	19	20	21	22
ALAMEDA	234	2	11	184	6	0	29	2	0
ALPINE	0	0	0	0	0	0	0	0	0
AMADOR	3	0	0	3	0	0	0	0	0
BUTTE	15	1	0	13	1	0	0	0	0
CAHAVERAS	2	0	0	2	0	0	0	0	0
COLUSA	2	0	0	1	0	0	1	0	0
CONTRA COSTA	60	0	4	33	2	6	9	6	0
DEL NORTE	0	0	0	0	0	0	0	0	0
EL DORADO	26	0	0	21	0	0	4	1	0
FRESNO	41	0	0	31	0	7	1	2	0
GLENN	27	0	0	6	0	0	3	21	0
HUMBOLDT	52	0	0	49	0	0	0	0	0
IMPERIAL	16	0	1	15	0	0	0	0	0
INYO	4	0	0	2	1	0	1	0	0
KERN	52	0	1	41	1	0	9	0	0
KINGS	25	0	0	23	0	1	1	0	0
LAKE	14	0	0	14	0	0	0	0	0
LASSEN	4	0	0	3	1	0	0	0	0
LOS ANGELES	1943	13	59	889	137	14	565	281	0
MADERA	15	0	0	15	0	0	0	0	0
MARIN	11	0	0	6	1	1	3	0	0
MARIPOSA	0	0	0	0	0	0	0	0	0
MENDOCINO	4	0	0	4	0	0	0	0	0
MERCED	26	0	0	16	3	0	6	1	0
MOBAC	3	0	0	3	0	0	0	0	0
MONO	1	0	0	1	0	0	0	0	0
MONTEREY	111	0	2	78	4	1	25	1	0
NAPA	8	0	0	5	0	0	1	2	0
NEVADA	4	0	0	4	0	0	0	0	0
ORANGE	157	0	5	118	9	3	22	0	0
PLACER	31	0	0	26	2	0	1	2	0
PLUMAS	3	0	0	2	0	0	0	0	0
RIVERSIDE	129	0	2	104	5	7	8	3	0
SACRAMENTO	175	0	1	165	0	0	9	0	0
SAN BENITO	5	0	0	1	1	1	2	0	0
SAN BERNARDINO	160	1	5	139	1	2	11	0	0
SAN DIEGO	271	0	12	282	8	18	21	17	0
SAN FRANCISCO	202	0	3	131	11	4	35	18	0
SAN JOAQUIN	78	0	3	59	2	1	13	4	0
SAN LUIS OBISPO	7	0	0	5	0	0	1	1	0
SAN MATEO	63	0	2	51	4	1	5	0	0
SANTA BARBARA	34	0	1	26	8	0	4	3	0
SANTA CLARA	0	0	0	0	0	0	0	0	0
SANTA CRUZ	48	0	1	43	0	0	3	1	0
SHASTA	38	0	3	30	1	8	2	2	0
SIBERRA	6	0	0	1	0	0	5	0	0
SISKIYOU	11	0	0	11	0	0	0	0	0
SOLANO	6	0	1	3	0	0	2	0	0
SONOMA	61	0	0	59	0	0	1	0	0
STANISLAUS	30	0	1	28	0	0	1	0	0
SUTTER	3	0	0	2	0	0	1	0	0
TEHAMA	3	0	0	1	1	0	0	0	0
TRINITY	6	0	1	5	0	0	0	0	0
TULARE	57	0	0	47	0	1	9	0	0
TUOLUMNE	20	0	0	20	0	0	2	0	0
VENTURA	35	1	0	31	1	0	0	0	0
YOLO	20	0	0	19	0	0	3	1	0
YUBA	13	0	0	9	1	0	0	0	0
TOTALS	4395	18	119	2792	204	60	822	374	6

* 1976 OBTS 57 COUNTY FELONY ARREST DISPOSITIONS FILE. CONSISTS
 OF FELONY ARREST DISPOSITIONS REPORTED TO THE BUREAU OF CRIMINAL
 STATISTICS BY LOCAL AGENCIES ON DISPOSITION OF ARREST AND COURT
 ACTION* (FORM JUS 8715). DATA FOR SANTA CLARA COUNTY NOT INCLUDED.
 *SEE ATTACHMENT 1 FOR AN EXPLANATION OF NUMERIC CODES.

TABLE 4 ADULTS ARRESTED ON FELONY CHARGE AND DISMISSED
 IN CALIFORNIA SUPERIOR COURTS IN 57 COUNTIES, 1976*
 COUNTY BY REASON FOR NON-CONVICTION:
 DISMISSAL, JUVENILE COURT AND OTHER CATEGORIES ONLY

COUNTY	TOTALS	SUPERIOR COURT REASON FOR DISMISSAL*							
		10	13	14	18	19	20	21	22
ALAMEDA	100.00	.85	4.70	78.63	2.56	.00	12.39	.85	.00
ALPINE	.00	.00	.00	.00	.00	.00	.00	.00	.00
AMADOR	100.00	.00	.00	100.00	.00	.00	.00	.00	.00
BUTTE	100.00	6.67	.00	86.67	6.67	.00	.00	.00	.00
CACAVERAS	100.00	.00	.00	100.00	.00	.00	.00	.00	.00
COLUSA	100.00	.00	.00	50.00	.00	.00	50.00	.00	.00
CONTRA COSTA	100.00	.00	6.67	55.00	3.33	10.00	15.00	10.00	.00
DEL NORTE	.00	.00	.00	.00	.00	.00	.00	.00	.00
EL DORADO	100.00	.00	.00	80.77	.00	.00	15.38	3.85	.00
FRESNO	100.00	.00	.00	75.61	.00	17.07	2.44	4.88	.00
GLENN	100.00	.00	.00	22.22	.00	.00	.00	77.78	.00
HUMBOLDT	100.00	.00	.00	94.23	.00	.00	5.77	.00	.00
IMPERIAL	100.00	.00	6.25	93.75	.00	.00	.00	.00	.00
INYO	100.00	.00	.00	50.00	25.00	.00	25.00	.00	.00
KERN	100.00	.00	1.92	78.85	1.92	.00	17.31	.00	.00
KINGS	100.00	.00	.00	92.00	.00	4.00	4.00	.00	.00
LAKE	100.00	.00	.00	100.00	.00	.00	.00	.00	.00
LASSEN	100.00	.00	.00	75.00	25.00	.00	.00	.00	.00
LOS ANGELES	100.00	.66	3.01	45.29	6.98	.71	28.78	14.31	.25
MADERA	100.00	.00	.00	100.00	.00	.00	.00	.00	.00
MARIN	100.00	.00	.00	54.55	9.09	9.09	27.27	.00	.00
MARIPOSA	.00	.00	.00	.00	.00	.00	.00	.00	.00
MENDOCINO	100.00	.00	.00	100.00	.00	.00	.00	.00	.00
MERCED	100.00	.00	.00	61.54	11.54	.00	23.08	3.85	.00
MODOC	100.00	.00	.00	100.00	.00	.00	.00	.00	.00
MONO	100.00	.00	.00	100.00	.00	.00	.00	.00	.00
MONTEREY	100.00	.00	1.80	70.27	3.60	.90	22.52	.90	.00
NAPA	100.00	.00	.00	62.50	.00	.00	12.50	25.00	.00
NEVADA	100.00	.00	.00	100.00	.00	.00	.00	.00	.00
ORANGE	100.00	.00	3.18	75.16	5.73	1.91	14.01	.00	.00
PLACER	100.00	.00	.00	83.87	6.45	.00	3.23	6.45	.00
PLUMAS	100.00	.00	.00	66.67	.00	.00	33.33	.00	.00
RIVERSIDE	100.00	.00	1.55	80.62	3.88	5.43	6.20	2.33	.00
SACRAMENTO	100.00	.00	.57	94.29	.00	.00	5.14	.00	.00
SAN BENITO	100.00	.00	.00	20.00	20.00	20.00	40.00	.00	.00
SAN BERNARDINO	100.00	.63	3.13	84.38	.63	1.25	6.88	3.13	.00
SAN DIEGO	100.00	.00	4.43	74.54	2.95	3.69	7.75	6.27	.37
SAN FRANCISCO	100.00	.00	1.49	64.85	5.45	1.98	17.33	8.91	.00
SAN JOAQUIN	100.00	.00	3.85	70.51	2.56	1.28	16.67	5.13	.00
SAN LUIS OBISPO	100.00	.00	.00	71.43	.00	.00	14.29	14.29	.00
SAN MATEO	100.00	.00	3.17	80.95	6.35	1.59	7.94	.00	.00
SANTA BARBARA	100.00	.00	2.94	76.47	.00	.00	11.76	8.82	.00
SANTA CLARA	.00	.00	.00	.00	.00	.00	.00	.00	.00
SANTA CRUZ	100.00	.00	2.88	89.58	.00	.00	6.25	2.08	.00
SHASTA	100.00	.00	7.89	78.95	2.63	.00	9.26	5.26	.00
SIERRA	100.00	.00	.88	16.67	.00	.00	83.33	.00	.00
SISKIYOU	100.00	.00	.00	100.00	.00	.00	.00	.00	.00
SOLANO	100.00	.00	16.67	50.00	.00	.00	33.33	.00	.00
SONOMA	100.00	.00	.00	96.72	.00	.00	3.28	.00	.00
STANISLAUS	100.00	.00	3.33	93.33	.00	.00	3.33	.00	.00
SUTTER	100.00	.00	.00	66.67	.00	.00	33.33	.00	.00
TEHAMA	100.00	.00	.00	33.33	33.33	.00	33.33	.00	.00
TRINITY	100.00	.00	16.67	83.33	.00	.00	.00	.00	.00
TULARE	100.00	.00	.00	82.46	.00	1.75	15.79	.00	.00
TUOLUMNE	100.00	.00	.00	100.00	.00	.00	.00	.00	.00
VENTURA	100.00	2.86	.00	88.57	2.86	.00	5.71	.00	.00
YOLO	100.00	.00	.00	95.00	.00	.00	.00	5.00	.00
YUBA	100.00	.00	.00	65.23	7.69	.00	23.08	.00	.00
TOTALS	100.00	.41	2.71	63.53	4.64	1.37	18.70	8.51	.14

* 1976 OBYS 57 COUNTY FELONY ARREST DISPOSITIONS FILE. CONSISTS OF FELONY ARREST DISPOSITIONS REPORTED TO THE BUREAU OF CRIMINAL STATISTICS BY LOCAL AGENCIES ON 'DISPOSITION OF ARREST AND COURT ACTION' (FORM JUS 8715). DATA FOR SANTA CLARA COUNTY NOT INCLUDED. *SEE ATTACHMENT 1 FOR AN EXPLANATION OF NUMERIC CODES.

151

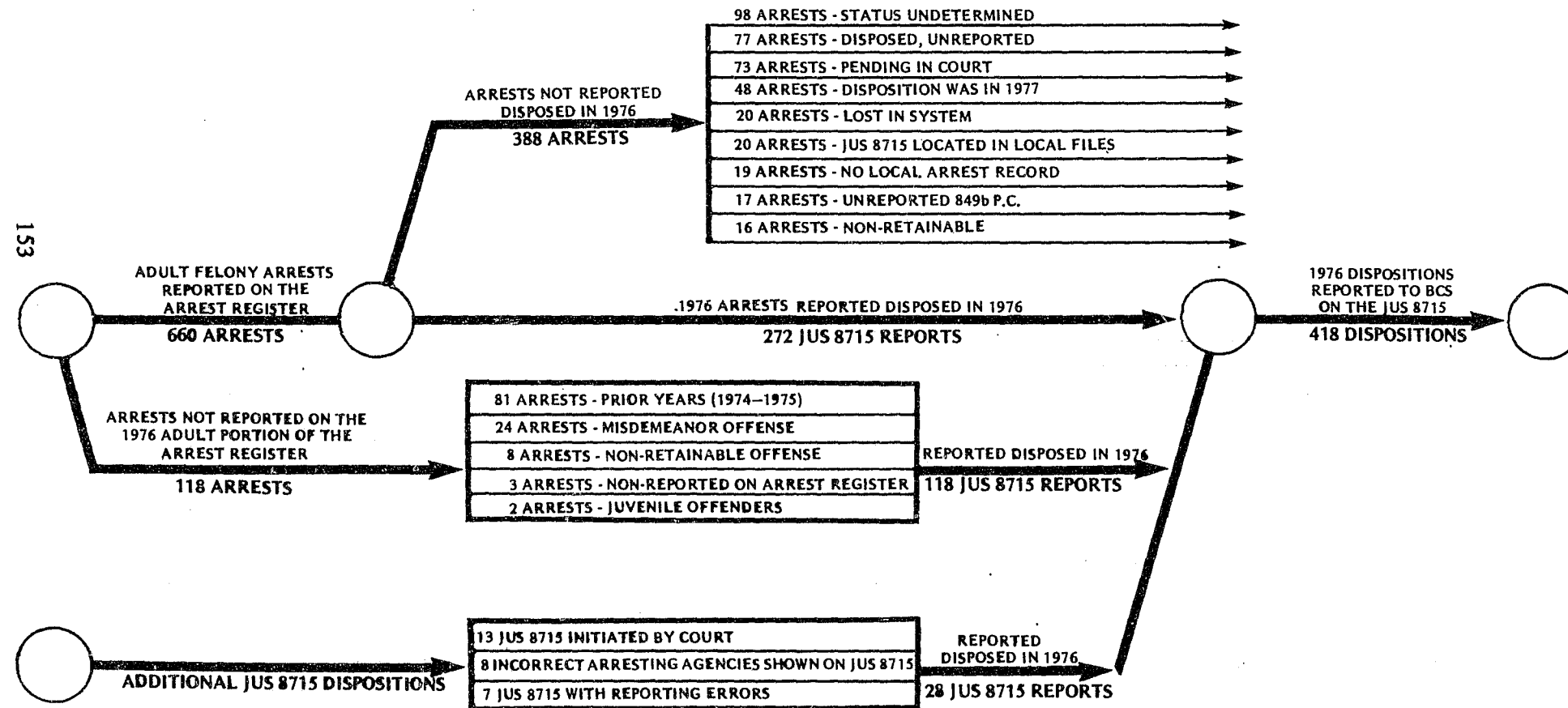
TABLE 4 ADULTS ARRESTED ON FELONY CHARGES AND DISMISSED
 IN CALIFORNIA SUPERIOR COURTS IN 57 COUNTIES, 1976*
 COUNTY BY REASON FOR NON-CONVICTION:
 DISMISSAL, JUVENILE COURT AND OTHER CATEGORIES ONLY

COUNTY	TOTALS	SUPERIOR COURT REASON FOR DISMISSAL*							
		10	13	14	18	19	20	21	22
ALAMEDA	5.32	11.11	9.24	6.59	2.94	.00	3.53	.53	.00
ALPINE	.00	.00	.00	.00	.00	.00	.00	.00	.00
AMADOR	.07	.00	.00	.11	.00	.00	.00	.00	.00
BUTTE	.34	5.56	.00	.47	.49	.00	.00	.00	.00
CALAVERAS	.05	.00	.00	.07	.00	.00	.00	.00	.00
COLUSA	.05	.00	.00	.04	.00	.00	.00	.12	.00
CONTRA COSTA	1.37	.00	3.36	1.18	.98	10.00	1.09	1.60	.00
DEL NORTE	.00	.00	.00	.00	.00	.00	.00	.00	.00
EL DORADO	.59	.00	.00	.75	.00	.00	.49	.27	.00
FRESNO	.93	.00	.00	1.11	.00	11.67	.12	.53	.00
GLENN	.61	.00	.00	.21	.00	.00	.00	5.61	.00
HUMBOLDT	1.18	.00	.00	1.76	.00	.00	.36	.00	.00
IMPERIAL	.36	.00	.84	.54	.00	.00	.00	.00	.00
INYO	.09	.00	.00	.07	.49	.00	.12	.00	.00
KERN	1.18	.00	.84	1.47	.49	.00	1.09	.00	.00
KINGS	.57	.00	.00	.82	.00	1.67	.12	.00	.00
LAKE	.32	.06	.00	.50	.00	.00	.00	.00	.00
LASSEN	.09	.00	.00	.11	.49	.00	.00	.00	.00
LOS ANGELES	44.66	72.22	49.58	31.84	47.16	23.33	68.73	75.13	83.33
MADERA	.34	.00	.00	.54	.00	.00	.00	.00	.00
MARIN	.25	.00	.00	.21	.49	1.67	.36	.00	.00
MARIPOSA	.00	.00	.00	.00	.00	.00	.00	.00	.00
MENDOCINO	.09	.00	.00	.14	.00	.00	.00	.00	.00
MERCED	.59	.00	.00	.97	1.47	.00	.73	.27	.00
MODOC	.07	.00	.00	.11	.00	.00	.00	.00	.00
MONO	.02	.00	.00	.04	.00	.00	.00	.00	.00
MONTEREY	2.53	.00	1.68	2.79	1.96	1.67	3.04	.27	.00
NAPA	.18	.00	.00	.18	.00	.00	.12	.53	.00
NEVADA	.09	.00	.00	.14	.00	.00	.00	.00	.00
ORANGE	3.57	.00	4.20	4.23	4.41	5.00	2.68	.00	.00
PLACER	.71	.00	.00	.93	.00	.00	.12	.53	.00
PLUMAS	.07	.00	.00	.07	.00	.00	.12	.00	.00
RIVERSIDE	2.94	.00	1.68	3.72	2.45	11.67	.97	.80	.00
SACRAMENTO	3.98	.00	.84	5.91	.80	.00	1.09	.00	.00
SAN BENITO	.11	.00	.00	.04	.49	1.67	.24	.00	.00
SAN BERNARDINO	3.64	5.56	4.20	4.84	.49	3.33	1.34	1.34	.00
SAN DIEGO	6.17	.00	10.08	7.23	3.92	16.67	2.95	4.55	16.47
SAN FRANCISCO	4.60	.00	2.52	4.69	5.39	6.67	4.26	4.81	.00
SAN JOAQUIN	1.77	.88	2.52	1.97	.98	1.67	1.58	1.07	.00
SAN LUIS OBISPO	.16	.06	.08	.18	.80	.80	.12	.27	.00
SAN MATEO	1.43	.00	1.88	1.83	1.96	1.67	.61	.00	.00
SANTA BARBARA	.77	.00	.84	.93	.00	.00	.49	.80	.00
SANTA CLARA	.80	.00	.00	.06	.00	.00	.00	.00	.00
SANTA CRUZ	1.09	.88	.84	1.54	.00	.00	.36	.27	.80
SHASTA	.86	.06	2.52	1.07	.49	.80	.24	.53	.80
SIERRA	.14	.00	.00	.84	.00	.00	.61	.80	.80
SISKIYOU	.25	.88	.88	.39	.00	.00	.80	.80	.80
SOLANO	.14	.80	.84	.11	.00	.80	.24	.80	.80
SONOMA	1.39	.00	.00	2.11	.80	.80	.24	.80	.80
STANISLAUS	.68	.00	.84	1.00	.80	.00	.12	.80	.80
SUTTER	.87	.80	.00	.07	.49	.00	.12	.80	.80
TEHAMA	.87	.00	.00	.04	.49	.80	.12	.80	.80
TRINITY	.14	.80	.84	.18	.00	.80	.80	.80	.80
TULARE	1.30	.80	.00	1.68	.00	1.67	1.09	.80	.80
TUOLUMNE	.46	.80	.00	.72	.00	.00	.80	.80	.80
VENTURA	.80	5.56	.80	1.11	.49	.00	.24	.80	.80
YOLO	.46	.80	.00	.68	.49	.00	.80	.27	.80
YUBA	.30	.00	.00	.32	.49	.00	.36	.80	.80
TOTALS	100.00	100.00	100.00	100.00	100.00	100.00	100.00	100.00	100.00

* 1976 OBTS 57 COUNTY FELONY ARREST DISPOSITIONS FILE, CONSISTS OF FELONY ARREST DISPOSITIONS REPORTED TO THE BUREAU OF CRIMINAL STATISTICS BY LOCAL AGENCIES ON 'DISPOSITION OF ARREST AND COURT ACTION' (FORM JUS 5715). DATA FOR SANTA CLARA COUNTY NOT INCLUDED.
 *SEE ATTACHMENT 1 FOR AN EXPLANATION OF NUMERIC CODES.

**A COMPARISON OF ADULT FELONY ARRESTS
AND FELONY ARREST DISPOSITIONS IN 1976**

**AN AUDIT OF 1976 DATA REPORTED TO UCR
AND OBTS COMPONENTS BY
CRIMINAL JUSTICE AGENCIES IN ONE COUNTY.**



1976
OFFENDER-BASED TRANSACTION STATISTICS (OBTS)
IN
FIFTY-SEVEN CALIFORNIA COUNTIES
(Excluding Santa Clara County)

Prepared by:
Department of Justice
Division of Law Enforcement
Bureau of Criminal Statistics
77 Cadillac Drive
Sacramento, California 95825

1976 OFFENDER-BASED TRANSACTION STATISTICS (OBTS)

Data Information and Limitations

Enclosed are summary tables showing the 1976 dispositions which were reported by criminal justice agencies in your county or statewide. Disposition data are not included for Santa Clara County since they used a different reporting system.

This information is the result of the Offender-Based Transaction Statistics (OBTS) reporting system. It includes data on the 1976 dispositions of adults arrested on felony charges which took place at the police, prosecutor, lower court, and superior court levels of the California and county criminal justice system.

Like any newly implemented statistical reporting system, data are often incomplete during the developmental years. During the transition from the previous system of reporting data on the disposition of felony defendants at the superior court level to the new OBTS system of reporting dispositions of adult felony arrests at all four levels, the 1976 data from several counties appear to be underreported.

Therefore the following general information and limitations should be taken into consideration in analyzing and using the 1976 OBTS data.

1. These data *do not* represent the total number of adult felony arrests or the total number of dispositions which may have been made at any particular level of the criminal justice system. They do indicate how the adult felony arrestees, whose dispositions were reported to the Bureau of Criminal Statistics (BCS) on the "Disposition of Arrest and Court Action" form (JUS 8715), were disposed of in the California or county criminal justice process.
2. These data reflect *dispositions* that were made in 1976 as a result of adult felony arrests which were made in that year or in previous years.
3. Comparisons should not be made between felony arrest dispositions reported on the JUS 8715 and felony arrests reported to BCS on either the "Monthly Report - Adult Felony Arrests" form (JUS 703) or the "Monthly Arrest and Citation Register" form (750). OBTS data are based upon the year of *disposition* regardless of when the arrest occurred. Arrest data are based upon the year in which the *arrest* took place.
4. It may not be advisable to make statistical comparisons between OBTS data (1975 and 1976) and superior court disposition data previously published by BCS prior to 1975, since these disposition data were collected from two different reporting systems.
5. The total number of felony offense dispositions reported by some sparsely populated counties are so low that they may invalidate any proportionate comparisons that may be made.
6. There was a general decrease in the total number of dispositions received by BCS in 1976. The primary reason for this decrease is the legislation which reduced the possession of limited quantities or concentrations of marijuana from a felony offense to a misdemeanor offense in 1976. Also, the OBTS system expanded from 56 counties in 1975 to 57 counties in 1976. Comparing the data for the same 56 counties (excluding Alameda and Santa Clara) in both years, there was a decrease of 15.1 percent in total dispositions. County and local agencies may also expect this legislative action to affect the total number of 1976 dispositions in their respective jurisdictions.

Questions regarding the enclosed 1976 OBTS data may be directed to Frank Hirleman or Dennis Bartholomew at (916) 920-6165.

TABLE 1. 1976 DISPOSITIONS OF ADULTS ARRESTED ON FELONY CHARGES
IN 57 CALIFORNIA COUNTIES
TYPE OF DISPOSITION BY ARREST OFFENSE

TYPE OF DISPOSITION	TOTALS	ARREST OFFENSE								
		HOMICIDE	FORCIBLE RAPE	ROBBERY	ASSAULT	BURGLARY	THEFT	MOTOR VEHICLE THEFT	DRUG LAW VIOL.	ALL OTHERS
TOTAL ARREST DISPOSITIONS	157537	1394	1840	10406	21018	29365	18236	8174	44305	22799
LAW ENFORCEMENT RELEASES	10595	128	194	1172	1772	2420	1334	1513	1017	1045
COMPLAINTS DENIED	21571	172	466	1793	3556	3064	2520	1495	6073	2432
COMPLAINTS FILED	125371	1094	1180	7441	15690	23881	14382	5166	37215	19322
MISDEMEANOR COMPLAINTS	64414	16	177	1115	10042	9590	7413	2333	24695	9033
FELONY COMPLAINTS	60957	1078	1003	6326	5648	14291	6969	2833	12520	10289
LOWER COURT DISPOSITIONS	9295	150	443	2567	12761	14826	11035	3723	30064	13726
DISMISSED	133	133	229	1371	3316	3776	3109	1071	15049	3417
ACQUITTED	872	0	5	31	255	107	132	44	188	110
CONVICTED	56932	17	209	1165	9190	10943	7794	2608	14827	10199
GUILTY PLEA	55146	17	194	1124	8657	10648	7544	2533	14490	9939
JURY TRIAL	847	0	11	19	334	160	109	22	89	103
COURT TRIAL	959	0	4	22	199	135	141	53	248	157
SENTENCE	56932	17	209	1165	9190	10943	7794	2608	14827	10199
CYA*	85	0	0	5	6	44	7	12	3	8
STRAIGHT PROBATION	20234	7	62	309	3807	3328	2646	684	4960	4451
PROBATION AND JAIL	19576	5	96	490	3140	4787	3095	1148	3734	3081
COUNTY JAIL	9610	4	38	230	1379	2234	1543	619	2110	1403
FINE	6761	1	12	65	772	467	452	115	3723	1154
OTHER	666	0	1	16	86	83	51	30	297	102
SUPERIOR COURT DISPOSITIONS	36076	944	737	4874	2929	9055	3347	1443	7151	5596
DISMISSED	4395	70	96	448	363	689	438	140	1521	630
ACQUITTED	1118	92	68	156	225	152	88	39	144	154
CONVICTED	30363	782	573	4270	2341	8214	2821	1264	5486	4812
ORIGINAL GUILTY PLEA	8458	91	102	851	483	2385	927	449	1222	1948
NOT GUILTY TO GUILTY	18112	410	324	2672	1333	5051	1655	729	3514	2424
JURY TRIAL	2628	227	112	573	348	509	172	50	358	279
COURT TRIAL	917	41	27	122	137	188	53	29	210	110
TRIAL BY TRANSCRIPT	448	13	8	52	40	81	14	7	182	51
SENTENCE	30563	782	573	4270	2341	8214	2821	1264	5486	4812
DEATH	14	13	0	0	1	0	0	0	0	0
STATE PRISON	5437	469	174	1523	390	1141	269	128	621	722
CYA*	1302	40	33	500	85	569	56	86	63	70
STRAIGHT PROBATION	5264	59	59	286	494	1071	759	172	1239	1125
PROBATION AND JAIL	15181	193	226	1704	1162	4491	1441	696	3027	2241
COUNTY JAIL	1635	7	32	124	186	465	205	156	126	334
FINE	158	0	2	7	8	8	11	1	74	47
CPC**	1138	1	1	114	8	444	78	24	332	156
STATE HOSPITAL-HDSO***	197	0	46	12	6	19	1	1	0	112
OTHER	17	0	0	0	1	6	1	0	4	5

*CALIFORNIA YOUTH AUTHORITY
 **CALIFORNIA REHABILITATION CENTER
 ***MENTALLY-DISORDERED SEX OFFENDER
 NOTE: THESE DATA WERE REPORTED BY CRIMINAL JUSTICE AGENCIES ON THE 'DISPOSITION OF ARREST AND COURT ACTION' FORM (JUS 8715). DATA FOR SANTA CLARA COUNTY NOT INCLUDED.

TABLE 2. 1976 COURT CONVICTIONS OF ADULTS ARRESTED ON FELONY CHARGES
 IN 57 CALIFORNIA COUNTIES
 TYPE OF DISPOSITION BY CONVICTED OFFENSE

TYPE OF DISPOSITION	TOTALS	CONVICTED OFFENSE									
		HOMICIDE	FORCIBLE RAPE	ROBBERY	ASSAULT	BURGLARY	THEFT	MOTOR VEHICLE THEFT	DRUG LAW VIOL.	ALL OTHERS	
TOTAL CONVICTIONS	87515	715	337	2987	9446	10516	16408	3302	17447	26357	
MISDEMEANOR COMPLAINTS	44041	0	0	2	5353	1040	8438	1182	10141	16965	
FELONY COMPLAINTS	43474	715	337	2985	4093	8976	7970	2120	7286	9392	
LOWER COURT CONVICTIONS	56952	0	0	8	6832	3817	11537	1937	11955	20866	
GUILTY PLEA	55146	0	0	7	6362	3690	11206	1885	11674	20322	
JURY TRIAL	847	0	0	0	312	86	151	16	73	209	
COURT TRIAL	959	0	0	1	158	41	180	36	208	335	
SENTENCE	56952	0	0	8	6832	3817	11537	1937	11955	20866	
YOUTH AUTHORITY	85	0	0	1	7	34	14	12	4	13	
PROBATION	20254	0	0	1	2608	931	3599	449	3404	9265	
PROBATION AND JAIL	19576	0	0	1	2669	2009	4903	921	3303	5770	
JAIL	9610	0	0	4	1134	796	2415	517	2032	2712	
FINE	6761	0	0	0	370	29	542	27	2951	2842	
OTHER	666	0	0	1	47	18	64	11	261	264	
SUPERIOR COURT CONVICTIONS	30563	715	337	2979	2614	6699	4871	1365	5492	5491	
ORIGINAL PLEA OF GUILTY	8458	61	43	568	931	1951	1484	505	1211	2104	
CHANGE PLEA TO GUILTY	18112	378	180	1788	1509	4084	3015	762	3924	2875	
JURY TRIAL	2628	228	90	907	372	445	246	62	361	317	
COURT TRIAL	917	36	17	94	154	162	81	29	214	130	
TRIAL BY TRANSCRIPT	448	19	7	22	48	57	45	7	182	65	
SENTENCE	30563	715	337	2979	2614	6699	4871	1365	5492	5491	
DEATH	14	14	0	0	0	0	0	0	0	0	
STATE PRISON	5437	462	158	1399	401	1024	457	152	606	778	
YOUTH AUTHORITY	1502	31	22	423	102	533	140	102	62	87	
PROBATION	9264	52	22	124	824	976	1090	177	1228	1271	
PROBATION AND JAIL	15181	153	88	934	1325	3686	2635	751	3037	2572	
JAIL	1635	2	3	5	242	292	386	153	129	423	
FINE	158	0	0	2	9	2	9	2	80	54	
CRC*	1158	1	0	88	5	368	150	28	346	172	
MDSO**	197	0	44	4	6	17	0	0	0	126	
OTHER	17	0	0	0	0	1	4	0	4	8	

*CALIFORNIA REHABILITATION CENTER
 **MENTALLY DISORDERED SEX OFFENDER
 NOTE: THESE DATA WERE REPORTED BY CRIMINAL JUSTICE AGENCIES ON THE 'DISPOSITION OF ARREST AND COURT ACTION' FORM (JUS 8715). DATA FOR SANTA CLARA COUNTY ARE NOT INCLUDED.

157

TABLE 3. 1976 DISPOSITIONS OF ADULTS ARRESTED ON FELONY CHARGES
IN 57 CALIFORNIA COUNTIES
TYPE OF DISPOSITION BY RACE

TYPE OF DISPOSITION	TOTALS	WHITE	NEGRO	RACE MEXICAN- AMERICAN	OTHER	UNKNOWN
TOTAL ARREST DISPOSITIONS	157537	80034	44011	26625	2725	4142
LAW ENFORCEMENT RELEASES	10595	4472	3811	2095	105	112
COMPLAINTS DENIED	21571	8788	8671	3657	329	126
COMPLAINTS FILED	125371	66774	31529	20873	2291	3904
MISDEMEANOR COMPLAINTS	64414	35990	14628	11290	1177	1329
FELONY COMPLAINTS	60957	30784	16901	9583	1114	2575
LOWER COURT DISPOSITIONS	89295	49941	20503	15240	1712	1899
DISMISSED	31471	17884	7347	4645	590	1005
ACQUITTED	872	396	283	167	15	11
CONVICTED	56952	31661	12873	10428	1107	883
GUILTY PLEA	55146	30790	12303	10133	1061	857
JURY TRIAL	847	404	243	159	25	16
COURT TRIAL	959	467	325	136	21	10
SENTENCE	56952	31661	12873	10428	1107	883
CYA*	85	48	16	16	2	3
STRAIGHT PROBATION	20254	12239	3909	3356	386	364
PROBATION AND JAIL	19576	9958	5164	3828	372	254
COUNTY JAIL	9610	4723	2510	2031	201	145
FINE	6761	4346	1086	1084	135	110
OTHER	666	347	188	113	11	7
SUPERIOR COURT DISPOSITIONS	36076	16833	11026	5633	579	2005
DISMISSED	4395	1827	1470	680	64	354
ACQUITTED	1112	407	446	177	16	72
CONVICTED	30563	14599	9110	4776	499	1579
ORIGINAL GUILTY PLEA	8458	4928	1474	1305	141	610
NOT GUILTY TO GUILTY	18112	8096	6130	2778	292	816
JURY TRIAL	2628	1036	919	494	51	128
COURT TRIAL	917	374	375	143	9	16
TRIAL BY TRANSCRIPT	448	165	212	56	6	9
SENTENCE	30563	14599	9110	4776	499	1579
DEATH	14	8	3	1	0	2
STATE PRISON	5437	2400	1746	884	100	307
CYA*	1502	589	548	272	24	69
STRAIGHT PROBATION	5264	2835	1457	584	84	304
PROBATION AND JAIL	15181	7340	4495	2396	232	718
COUNTY JAIL	1635	676	504	336	44	75
FINE	158	71	56	16	2	13
CRC**	1158	537	260	265	13	83
STATE HOSPITAL-MDSO***	197	131	38	20	0	8
OTHER	17	12	3	2	0	0

158

*CALIFORNIA YOUTH AUTHORITY
**CALIFORNIA REHABILITATION CENTER
***MENTALLY-DISORDERED SEX OFFENDER
NOTE: THESE DATA WERE REPORTED BY CRIMINAL JUSTICE AGENCIES ON THE DISPOSITION OF ARREST AND COURT ACTION FORM (JUS 8715). DATA FOR SANTA CLARA COUNTY NOT INCLUDED.

TABLE 4. 1976 DISPOSITIONS OF ADULTS ARRESTED ON FELONY CHARGES
IN 57 CALIFORNIA COUNTIES
TYPE OF DISPOSITION BY SEX

TYPE OF DISPOSITION	TOTALS	MALE	SEX FEMALE	UNKNOWN
TOTAL ARREST DISPOSITIONS	157537	134575	21858	1104
LAW ENFORCEMENT RELEASES	10505	9410	1139	46
COMPLAINTS DENIED	21571	18447	3003	121
COMPLAINTS FILED	125371	106718	17716	937
MISDEMEANOR COMPLAINTS	64414	54201	9798	415
FELONY COMPLAINTS	60957	52517	7918	522
LOWER COURT DISPOSITIONS	89295	74952	13715	628
DISMISSED	31471	26003	5156	312
ACQUITTED	872	743	124	5
CONVICTED	56952	48206	8435	311
GUILTY PLEA	55146	46675	8175	296
JURY TRIAL	847	723	120	4
COURT TRIAL	959	808	140	11
SENTENCE	56952	48206	8435	311
CYA*	85	82	2	1
STRAIGHT PROBATION	20254	16374	3778	102
PROBATION AND JAIL	19576	16728	2735	113
COUNTY JAIL	9610	8559	994	57
FINE	4761	3893	835	33
OTHER	666	570	91	5
SUPERIOR COURT DISPOSITIONS	36076	31766	4001	309
DISMISSED	4395	3700	641	54
ACQUITTED	1118	986	119	11
CONVICTED	30563	27078	3241	244
ORIGINAL GUILTY PLEA	8458	7331	1035	92
NOT GUILTY TO GUILTY	18112	16105	1874	133
JURY TRIAL	2628	2420	193	15
COURT TRIAL	917	821	93	3
TRIAL BY TRANSCRIPT	448	401	46	1
SENTENCE	30563	27078	3241	244
DEATH	14	13	1	0
STATE PRISON	5437	5077	311	49
CYA*	1502	1453	36	13
STRAIGHT PROBATION	5244	4143	1087	34
PROBATION AND JAIL	15181	13528	1534	119
COUNTY JAIL	1635	1532	89	14
FINE	156	139	17	2
CRC**	1158	984	163	11
STATE HOSPITAL-MDSO***	197	193	2	2
OTHER	17	16	1	0

159

*CALIFORNIA YOUTH AUTHORITY
 **CALIFORNIA REHABILITATION CENTER
 ***MENTALLY-DISORDERED SEX OFFENDER
 NOTE: THESE DATA WERE REPORTED BY CRIMINAL JUSTICE AGENCIES ON THE 'DISPOSITION OF ARREST AND COURT ACTION' FORM (JUS 8715). DATA FOR SANTA CLARA COUNTY NOT INCLUDED.

TABLE 5. 1976 DISPOSITIONS OF ADULTS ARRESTED ON FELONY CHARGES
IN 57 CALIFORNIA COUNTIES
TYPE OF DISPOSITION BY AGE

TYPE OF DISPOSITION	TOTALS	AGE					UNKNOWN /NOT CODED
		UNDER 20 YEARS	20-29 YEARS	30-39 YEARS	40 AND OVER		
TOTAL ARREST DISPOSITIONS	157537	19781	93077	27247	15793	1639	
LAW ENFORCEMENT RELEASES	10595	1926	6155	1575	893	46	
COMPLAINTS DENIED	21371	2875	12352	4011	2185	148	
COMPLAINTS FILED	125371	14980	74570	21661	12715	1445	
MISDEMEANOR COMPLAINTS	64414	8522	38818	10382	6164	528	
FELONY COMPLAINTS	60957	6458	35752	11279	6551	917	
LOWER COURT DISPOSITIONS	89295	11605	53412	14635	8832	811	
DISMISSED	31471	3520	20146	4843	2575	387	
ACQUITTED	872	89	508	173	94	8	
CONVICTED	36952	7996	32758	9619	6163	416	
GUILTY PLEA	55146	7820	31725	9271	5922	408	
JURY TRIAL	847	93	470	166	115	3	
COURT TRIAL	959	83	563	182	126	5	
SENTENCE	56952	7996	32758	9619	6163	416	
CYA*	85	47	38	0	0	0	
STRAIGHT PROBATION	20254	2883	11206	3520	2503	142	
PROBATION AND JAIL	19576	2917	11257	3296	1972	134	
COUNTY JAIL	9610	1129	5717	1708	967	89	
FINE	6761	927	4116	1009	664	45	
OTHER	666	93	424	86	57	6	
SUPERIOR COURT DISPOSITIONS	36076	3375	21158	7026	3883	634	
DISMISSED	4395	260	2494	937	544	140	
ACQUITTED	1118	74	571	245	179	49	
CONVICTED	30563	3041	18093	5824	3160	445	
ORIGINAL GUILTY PLEA	8458	1033	4933	1431	862	159	
NOT GUILTY TO GUILTY	18112	1731	10873	3474	1787	247	
JURY TRIAL	2628	154	1487	623	335	29	
COURT TRIAL	917	74	533	178	126	6	
TRIAL BY TRANSCRIPT	448	49	247	98	50	4	
SENTENCE	30563	3041	18093	5824	3160	445	
DEATH	14	0	10	3	1	0	
STATE PRISON	5437	206	3151	1380	629	71	
CYA*	1502	776	706	3	5	12	
STRAIGHT PROBATION	5264	458	2834	1098	781	93	
PROBATION AND JAIL	15181	1452	9437	2681	1394	217	
COUNTY JAIL	1635	107	992	332	180	24	
FINE	158	8	65	32	48	5	
CRC**	1158	23	792	240	83	20	
STATE HOSPITAL-MDSO***	197	9	96	52	37	3	
OTHER	17	2	10	3	2	0	

160

*CALIFORNIA YOUTH AUTHORITY
 **CALIFORNIA REHABILITATION CENTER
 ***MENTALLY-DISORDERED SEX OFFENDER
 NOTE: THESE DATA WERE REPORTED BY CRIMINAL JUSTICE AGENCIES ON THE DISPOSITION OF ARREST AND COURT ACTION FORM (JUS 8715). DATA FOR SANTA CLARA COUNTY NOT INCLUDED.

TABLE 6. 1976 DISPOSITIONS OF ADULTS ARRESTED ON FELONY CHARGES
IN 57 CALIFORNIA COUNTIES
TYPE OF SUPERIOR COURT DISPOSITION BY PRIOR CRIMINAL RECORD

TYPE OF DISPOSITION	TOTALS	PRIOR CRIMINAL RECORD					UNKNOWN
		NO PRIOR RECORD	MISC. PRIOR RECORD	ONE PRIOR PRISON	TWO PRIOR PRISON	3+PLUS PRIOR PRISON	
SUPERIOR COURT DISPOSITIONS	36076	5660	22189	2897	1170	877	3287
DISMISSED	4395	758	2592	334	142	77	492
ACQUITTED	1118	189	651	94	29	22	137
CONVICTED	30563	4717	18942	2469	999	778	2658
ORIGINAL PLEA OF GUILTY	8498	1563	5048	598	236	207	806
CHANGE PLEA TO GUILTY	18112	2657	11434	1441	597	456	1527
JURY TRIAL	2628	280	1579	336	127	92	214
COURT TRIAL	917	134	602	71	27	14	69
TRIAL BY TRANSCRIPT	448	83	279	23	12	9	42
SENTENCE	30563	4717	18942	2469	999	778	2658
DEATH	14	0	8	4	0	1	1
STATE PRISON	5437	249	2923	1042	425	352	446
YOUTH AUTHORITY	1502	304	1080	6	1	1	110
PROBATION	5264	1410	2995	213	89	54	503
PROBATION AND JAIL	13181	2506	9867	900	343	278	1287
JAIL	1635	133	1033	190	88	45	146
FINE	158	37	91	5	5	2	18
CRD*	1198	30	825	90	42	42	129
MDSO**	197	42	111	18	3	3	18
OTHER	17	6	9	1	1	0	0

*CALIFORNIA REHABILITATION CENTER
**MENTALLY DISORDERED SEX OFFENDER
NOTE: THESE DATA WERE REPORTED BY CRIMINAL JUSTICE AGENCIES ON THE 'DISPOSITION OF ARREST AND COURT ACTION' FORM (JUS 8719). DATA FOR SANTA CLARA COUNTY ARE NOT INCLUDED.

TABLE 7. 1976 DISPOSITIONS OF ADULTS ARRESTED ON FELONY CHARGES
IN 57 CALIFORNIA COUNTIES
TYPE OF SUPERIOR COURT DISPOSITION BY EXISTING ORIGINAL STATUS

TYPE OF DISPOSITION	TOTALS	EXISTING ORIGINAL STATUS							UNKNOWN
		NOT UNDER COMMITMENT	ON PROBATION	ON CRC PAROLE	ON YOUTH AUTHORITY PAROLE	ON PRISON PAROLE	SERVING NONPRSN TRM	SERVING PRISON TERM	
SUPERIOR COURT DISPOSITIONS	36076	19209	8913	846	1028	2401	204	188	3287
DISMISSED	4395	2498	964	88	85	247	11	10	492
ACQUITTED	1118	640	221	16	26	72	2	4	137
CONVICTED	30563	16071	7728	742	917	2082	191	174	2658
ORIGINAL PLEA OF GUILTY	8458	4543	2008	201	251	473	91	85	806
CHANGE PLEA TO GUILTY	18112	9428	4793	453	529	1217	94	69	1527
JURY TRIAL	2628	1291	605	68	108	318	4	20	214
COURT TRIAL	917	540	220	32	23	51	2	0	69
TRIAL BY TRANSCRIPT	448	269	102	6	6	23	0	0	42
SENTENCE	30563	16071	7728	742	917	2082	191	174	2658
DEATH	14	4	0	0	5	3	0	1	1
STATE PRISON	5437	1927	1347	243	249	1037	40	146	446
YOUTH AUTHORITY	1502	821	332	4	218	5	12	0	110
PROBATION	5264	3543	968	64	44	130	8	4	503
PROBATION AND JAIL	15181	8468	4139	261	299	639	73	15	1287
JAIL	1635	666	483	41	67	173	52	7	146
FINE	158	101	33	0	0	6	0	0	18
CRC*	1158	407	385	126	28	77	6	0	129
MDSO**	197	124	36	1	7	11	0	0	18
OTHER	17	10	5	0	0	1	0	1	0

*CALIFORNIA REHABILITATION CENTER
**MENTALLY DISORDERED SEX OFFENDER
NOTE: THESE DATA WERE REPORTED BY CRIMINAL JUSTICE AGENCIES ON THE 'DISPOSITION OF ARREST AND COURT ACTION' FORM (JUS 6715). DATA FOR SANTA CLARA COUNTY ARE NOT INCLUDED.

TABLE 8

1976 DISPOSITIONS OF ADULTS ARRESTED ON FELONY CHARGES IN 57 CALIFORNIA COUNTIES

Type of Disposition by County

Type of disposition	Total	County of disposition										
		Alameda	Alpine	Amador	Butte	Calaveras	Colusa	Contra Costa	Del Norte	El Dorado	Fresno	Glenn
Total arrest dispositions	157,537*	9,791	3	89	304	107	63	4,116	156	532	2,951	90
Law enforcement releases	10,595	122	0	0	17	1	1	729	13	22	179	2
Complaints denied	21,571*	1,308	0	2	13	2	0	296	23	26	296	1
Complaints filed	125,371	8,361	3	87	274	104	62	3,091	120	484	2,476	87
Misdemeanor complaints	64,414	3,862	2	10	70	23	25	1,716	88	175	1,206	18
Felony complaints	60,957	4,499	1	77	204	81	37	1,375	32	309	1,270	69
Lower court dispositions	89,295	6,519	3	60	129	73	39	2,013	111	327	2,347	32
Dismissed	31,471	2,604	1	17	44	24	5	753	25	130	1,026	10
Acquitted	872	43	0	0	1	0	1	26	1	3	15	0
Convicted	56,952	3,872	2	43	84	49	33	1,234	85	194	1,306	22
Guilty plea	55,146	3,716	2	43	81	44	33	1,194	81	191	1,274	22
Jury trial	847	38	0	0	1	3	0	33	2	0	29	0
Court trial	959	118	0	0	2	2	0	7	2	3	3	0
Sentence	56,952	3,872	2	43	84	49	33	1,234	85	194	1,306	22
Youth Authority	85	6	0	0	0	0	0	2	0	0	3	0
Straight probation	20,254	1,526	0	34	21	19	11	226	26	54	237	5
Probation and jail	19,576	886	0	1	15	13	5	317	3	44	773	6
County jail	9,610	916	1	2	30	10	8	383	28	48	207	9
Fine	6,761	389	1	6	17	5	9	275	28	44	80	2
Other	666	149	0	0	1	2	0	31	0	4	6	0
Superior court dispositions	36,076	1,842	0	27	145	31	23	1,078	9	157	129	55
Dismissed	4,395	234	0	3	15	2	2	60	0	26	41	27
Acquitted	1,118	23	0	0	5	0	0	9	0	0	3	0
Convicted	30,563	1,585	0	24	125	29	21	1,009	9	131	85	28
Original guilty plea	8,458	107	0	16	69	9	10	103	4	74	36	19
Not guilty to guilty	18,112	1,388	0	6	24	19	8	834	3	51	31	6
Jury trial	2,628	84	0	1	26	1	2	71	1	6	17	3
Court trial	917	5	0	1	6	0	0	1	1	0	1	0
Trial by transcript	448	1	0	0	0	0	1	0	0	0	0	0
Sentence	30,563	1,585	0	24	125	29	21	1,009	9	131	85	28
Death	14	0	0	0	0	0	0	1	0	0	0	0
State prison	5,437	221	0	2	61	3	0	140	3	15	32	4
Youth Authority	1,502	62	0	8	6	0	0	80	1	4	6	1
Straight probation	5,264	322	0	11	19	13	1	159	2	9	5	3
Probation and jail	15,181	880	0	2	30	11	17	522	1	83	28	17
County jail	1,635	39	0	1	5	1	3	26	2	15	0	3
Fine	158	2	0	0	0	0	0	3	0	1	0	0
CRC**	1,158	52	0	0	3	0	0	69	0	2	13	0
State hospital-MDSO***	197	6	0	0	1	1	0	9	0	1	0	0
Other	17	1	0	0	0	0	0	0	0	1	1	0

TABLE 8 - Continued

1976 DISPOSITIONS OF ADULTS ARRESTED ON FELONY CHARGES IN 57 CALIFORNIA COUNTIES

Type of Disposition by County

Type of disposition	County of disposition											
	Humboldt	Imperial	Inyo	Kern	Kings	Lake	Lassen	Los Angeles	Madera	Marin	Mariposa	Mendocino
Total arrest dispositions	7,9	614	68	3,337	439	161	79	63,531	300	1,015	24	188
Law enforcement releases	5	38	1	287	6	1	1	6,057	5	0	1	18
Complaints denied	27	35	3	110	28	3	12	12,036	13	93	0	2
Complaints filed	747	541	64	2,940	405	157	66	45,438	282	922	23	168
Misdemeanor complaints	257	152	15	1,636	129	23	26	28,322	106	382	5	58
Felony complaints	490	389	49	1,304	276	134	40	17,116	176	540	18	110
Lower court dispositions	513	419	40	2,284	326	62	42	30,998	211	620	19	100
Dismissed	226	178	10	850	136	22	9	8,954	89	239	6	29
Acquitted	0	12	0	9	3	0	0	440	2	6	0	4
Convicted	287	229	30	1,425	187	40	33	21,604	120	375	13	67
Guilty plea	280	202	30	1,392	177	39	32	20,880	113	370	13	49
Jury trial	6	3	0	20	9	0	0	342	5	5	0	3
Court trial	1	24	0	13	1	1	1	382	2	0	0	15
Sentence	287	229	30	1,425	187	40	33	21,604	120	375	13	67
Youth Authority	1	2	0	6	0	0	0	20	1	0	0	0
Straight probation	129	90	17	646	46	15	8	7,821	13	135	1	12
Probation and jail	65	51	0	416	61	11	10	7,370	48	177	3	13
County jail	52	49	7	218	55	8	10	3,519	40	49	3	30
Fine	39	31	5	132	25	6	5	2,576	18	10	6	12
Other	1	6	1	7	0	0	0	298	0	4	0	0
Superior court dispositions	234	122	24	656	79	95	24	14,440	71	302	4	68
Dismissed	52	16	4	52	25	14	4	1,963	15	11	0	4
Acquitted	3	2	0	17	5	2	0	671	1	18	0	5
Convicted	179	104	20	587	49	79	20	11,806	55	273	4	59
Original guilty plea	88	46	8	347	13	21	12	2,163	14	36	1	28
Not guilty to guilty	74	42	12	158	22	46	4	7,850	24	196	3	16
Jury trial	15	12	0	76	14	12	1	794	17	34	0	11
Court trial	2	3	0	4	0	0	3	600	0	6	0	4
Trial by transcript	0	1	0	2	0	0	0	399	0	1	0	0
Sentence	179	104	20	587	49	79	20	11,806	55	273	4	59
Death	0	0	0	0	0	0	0	4	0	4	0	0
State prison	23	23	1	191	14	13	14	1,690	34	44	1	20
Youth Authority	2	6	0	25	0	5	0	637	1	12	0	4
Straight probation	48	18	10	62	1	12	1	2,293	3	24	2	1
Probation and jail	59	36	6	236	26	33	1	5,824	13	173	0	24
County jail	42	13	3	14	1	10	4	812	1	6	1	10
Fine	1	0	0	3	0	2	0	94	0	1	0	0
CRC**	3	8	0	52	7	0	0	379	3	7	0	0
State hospital-MDSO***	1	0	0	2	0	4	0	71	0	1	0	0
Other	0	0	0	2	0	0	0	2	0	1	0	0

164

TABLE 8 - Continued

1976 DISPOSITIONS OF ADULTS ARRESTED ON FELONY CHARGES IN 57 CALIFORNIA COUNTIES

Type of Disposition by County

Type of disposition	County of disposition											
	Merced	Modoc	Mono	Monterey	Napa	Nevada	Orange	Placer	Plumas	Riverside	Sacramento	San Benito
Total arrest dispositions	692	49	46	1,734	345	173	11,930	467	61	4,108	4,711	77
Law enforcement releases	5	0	0	20	0	2	469	7	9	150	34	3
Complaints denied	8	0	6	201	5	11	1,000	5	1	345	413	1
Complaints filed	679	49	40	1,513	340	160	10,461	455	51	3,613	4,264	73
Misdemeanor complaints	193	7	7	463	73	54	5,998	181	16	1,992	1,343	31
Felony complaints	486	42	33	1,050	267	106	4,463	274	35	1,621	2,921	42
Lower court dispositions	419	17	21	816	256	112	8,605	313	24	2,674	3,149	49
Dismissed	159	5	5	340	104	38	3,754	123	5	946	1,126	15
Acquitted	4	0	1	13	0	1	41	1	0	23	13	0
Convicted	256	12	15	463	152	73	4,810	189	19	1,705	2,010	34
Guilty plea	247	10	15	442	149	72	4,734	185	13	1,656	1,978	34
Jury trial	4	1	0	13	2	0	57	0	2	26	18	0
Court trial	5	1	0	8	1	1	19	4	4	23	14	0
Sentence	256	12	15	463	152	73	4,810	189	19	1,705	2,010	34
Youth Authority	0	0	0	1	0	1	1	2	0	3	5	0
Straight probation	56	8	3	137	44	16	1,526	73	2	813	579	7
Probation and jail	89	1	9	209	49	36	2,289	22	3	569	547	8
County jail	58	3	2	69	37	11	402	27	3	181	440	8
Fine	51	0	1	41	21	9	542	55	11	129	437	11
Other	2	0	0	6	1	0	50	10	0	10	2	0
Superior court dispositions	260	32	19	697	84	48	1,856	142	27	939	1,115	24
Dismissed	26	3	1	111	8	4	157	31	3	129	175	5
Acquitted	5	0	0	16	3	0	38	2	4	66	23	0
Convicted	229	29	18	570	73	44	1,661	109	20	744	917	19
Original guilty plea	103	21	10	205	38	16	881	43	5	410	362	10
Not guilty to guilty	82	4	3	282	27	7	578	58	9	208	456	8
Jury trial	34	3	1	57	7	8	172	7	6	90	91	1
Court trial	10	1	2	19	1	13	23	1	0	36	8	0
Trial by transcript	0	0	2	7	0	0	7	0	0	0	0	0
Sentence	229	29	18	570	73	44	1,661	109	20	744	917	19
Death	1	0	0	0	0	0	1	0	0	1	0	0
State prison	29	7	1	152	13	13	296	17	8	166	207	3
Youth Authority	8	1	1	26	9	2	68	7	0	21	47	0
Straight probation	9	6	8	68	14	9	103	25	9	104	96	3
Probation and jail	156	14	5	260	23	15	1,122	49	0	431	448	11
County jail	9	1	1	43	4	4	12	6	1	11	66	2
Fine	0	0	2	3	1	0	2	2	1	1	1	0
CRC**	14	0	0	17	7	1	45	1	0	4	39	0
State hospital-MDSO***	2	0	0	1	2	0	11	0	0	5	13	0
Other	1	0	0	0	0	0	1	2	1	0	0	0

TABLE 8 - Continued

1976 DISPOSITIONS OF ADULTS ARRESTED ON FELONY CHARGES IN 57 CALIFORNIA COUNTIES

Type of Disposition by County

Type of disposition	County of disposition											
	San Bernardino	San Diego	San Francisco	San Joaquin	San Luis Obispo	San Mateo	Santa Barbara	Santa Cruz	Shasta	Sierra	Siskiyou	Solano
Total arrest dispositions	5,604	13,506	7,129	2,385	505	2,870	1,685	1,081	733	26	162	1,486
Law enforcement releases	710	1,381	15	14	4	56	22	1	6	2	5	21
Complaints denied	458	1,506	2,235	104	83	99	181	48	0	0	9	26
Complaints filed	4,436	10,619	4,879	2,267	418	2,715	1,482	1,032	727	24	148	1,439
Misdemeanor complaints	1,885	4,921	2,177	790	238	1,203	923	320	120	6	41	323
Felony complaints	2,551	5,698	2,702	1,477	180	1,512	559	712	607	18	107	1,116
Lower court dispositions	2,971	7,120	3,430	1,721	290	2,115	1,164	648	269	10	80	1,106
Dismissed	1,067	2,798	1,358	552	77	797	343	274	85	5	23	475
Acquitted	14	112	25	4	2	10	6	1	0	0	0	9
Convicted	1,890	4,210	2,047	1,165	211	1,308	815	373	184	5	57	622
Guilty plea	1,852	4,093	1,871	1,146	209	1,272	794	363	166	5	51	614
Jury trial	22	66	16	14	1	24	12	4	4	0	1	7
Court trial	16	51	160	5	1	12	9	6	14	0	5	1
Sentence	1,890	4,210	2,047	1,165	211	1,308	815	373	184	5	57	622
Youth Authority	6	4	2	3	0	2	2	3	0	0	0	1
Straight probation	807	2,310	274	359	98	483	276	83	69	2	12	239
Probation and jail	551	1,100	1,244	655	64	431	168	131	49	0	7	214
County jail	316	405	421	90	18	230	212	97	27	2	16	116
Fine	204	376	78	56	30	145	156	57	38	1	22	51
Other	6	15	28	2	1	17	1	2	1	0	0	1
Superior court dispositions	1,465	3,499	1,449	546	128	600	318	384	458	14	68	333
Dismissed	160	271	202	78	7	63	34	48	38	6	11	6
Acquitted	41	45	8	13	2	8	6	7	4	1	6	7
Convicted	1,264	3,183	1,239	455	119	529	278	329	416	7	51	320
Original guilty plea	523	1,089	175	45	71	141	70	123	180	5	25	152
Not guilty to guilty	568	1,823	892	356	45	338	149	171	183	2	17	128
Jury trial	156	222	122	50	3	42	45	27	36	0	8	38
Court trial	16	40	50	1	0	5	12	3	11	0	1	1
Trial by transcript	1	9	0	3	0	3	2	5	1	0	0	1
Sentence	1,264	3,183	1,239	455	119	529	278	329	416	7	51	320
Death	1	1	0	0	0	0	0	0	0	0	0	0
State prison	290	550	249	97	56	95	65	62	83	0	14	85
Youth Authority	86	105	56	30	1	18	8	17	22	0	2	9
Straight probation	337	651	190	95	5	93	38	46	57	4	12	102
Probation and jail	409	1,545	678	212	45	278	122	175	177	2	7	112
County jail	67	103	21	12	2	25	25	9	61	1	13	8
Fine	5	14	1	0	0	7	0	0	3	0	1	3
CRC**	62	184	40	7	6	11	18	19	10	0	1	1
State hospital-MDSO***	7	29	4	2	4	1	2	1	2	0	0	0
Other	0	1	0	0	0	1	0	0	1	0	1	0

166

TABLE 8 - Continued

1976 DISPOSITIONS OF ADULTS ARRESTED ON FELONY CHARGES IN 57 CALIFORNIA COUNTIES

Type of Disposition by County

Type of disposition	County of disposition									
	Sonoma	Stanislaus	Sutter	Tehama	Trinity	Tulare	Tuolumne	Ventura	Yolo	Yuba
Total arrest dispositions	1,075	1,628	176	99	68	1,110	157	1,835	716	337
Law enforcement releases	15	23	0	0	0	15	2	90	4	4
Complaints denied	96	126	2	2	3	44	10	116	37	27
Complaints filed	964	1,479	174	97	65	1,051	145	1,629	675	306
Misdemeanor complaints	430	625	60	21	7	365	36	834	299	126
Felony complaints	534	854	114	76	58	686	109	795	376	180
Lower court dispositions	707	1,151	106	74	18	726	81	1,059	520	187
Dismissed	319	326	36	38	7	244	20	354	189	77
Acquitted	4	3	1	2	1	5	5	2	3	0
Convicted	384	822	69	34	10	477	56	703	328	110
Guilty plea	375	810	67	32	10	459	55	680	320	109
Jury trial	4	6	1	0	0	16	0	19	8	0
Court trial	5	6	1	2	0	2	1	4	0	1
Sentence	384	822	69	34	10	477	56	703	328	110
Youth Authority	3	0	0	0	0	0	0	3	2	0
Straight probation	171	149	20	16	1	71	18	277	104	59
Probation and jail	98	186	14	3	1	168	14	264	77	18
County jail	76	242	18	12	4	193	6	88	76	22
Fine	35	245	17	3	4	45	18	71	69	11
Other	1	0	0	0	0	0	0	0	0	0
Superior court dispositions . . .	257	328	68	23	47	325	64	570	155	119
Dismissed	61	30	3	3	6	57	20	35	20	13
Acquitted	7	8	0	0	6	15	2	4	3	4
Convicted	189	290	65	20	35	253	42	531	132	102
Original guilty plea	30	96	40	13	28	51	15	169	61	28
Not guilty to guilty	124	141	16	5	7	157	19	306	61	60
Jury trial	29	47	8	1	0	45	7	46	10	11
Court trial	6	6	1	1	0	0	1	8	0	3
Trial by transcript	0	0	0	0	0	0	0	2	0	0
Sentence	189	290	65	20	35	253	42	531	132	102
Death	0	0	0	0	0	0	0	0	0	0
State prison	48	58	8	3	4	72	12	80	27	18
Youth Authority	21	20	0	1	1	9	0	30	9	7
Straight probation	20	4	14	6	2	4	5	63	16	27
Probation and jail	77	195	25	9	17	127	16	295	70	32
County jail	4	7	16	0	7	22	6	38	6	10
Fine	0	1	0	0	3	0	0	0	0	0
CRC**	16	5	2	1	0	17	2	19	4	7
State hospital-MDSO***	3	0	0	0	1	2	1	6	0	1
Other	0	0	0	0	0	0	0	0	0	0

167

*Includes 34 dispositions of adult felony arrests made by state agencies (i.e., non-county agencies).

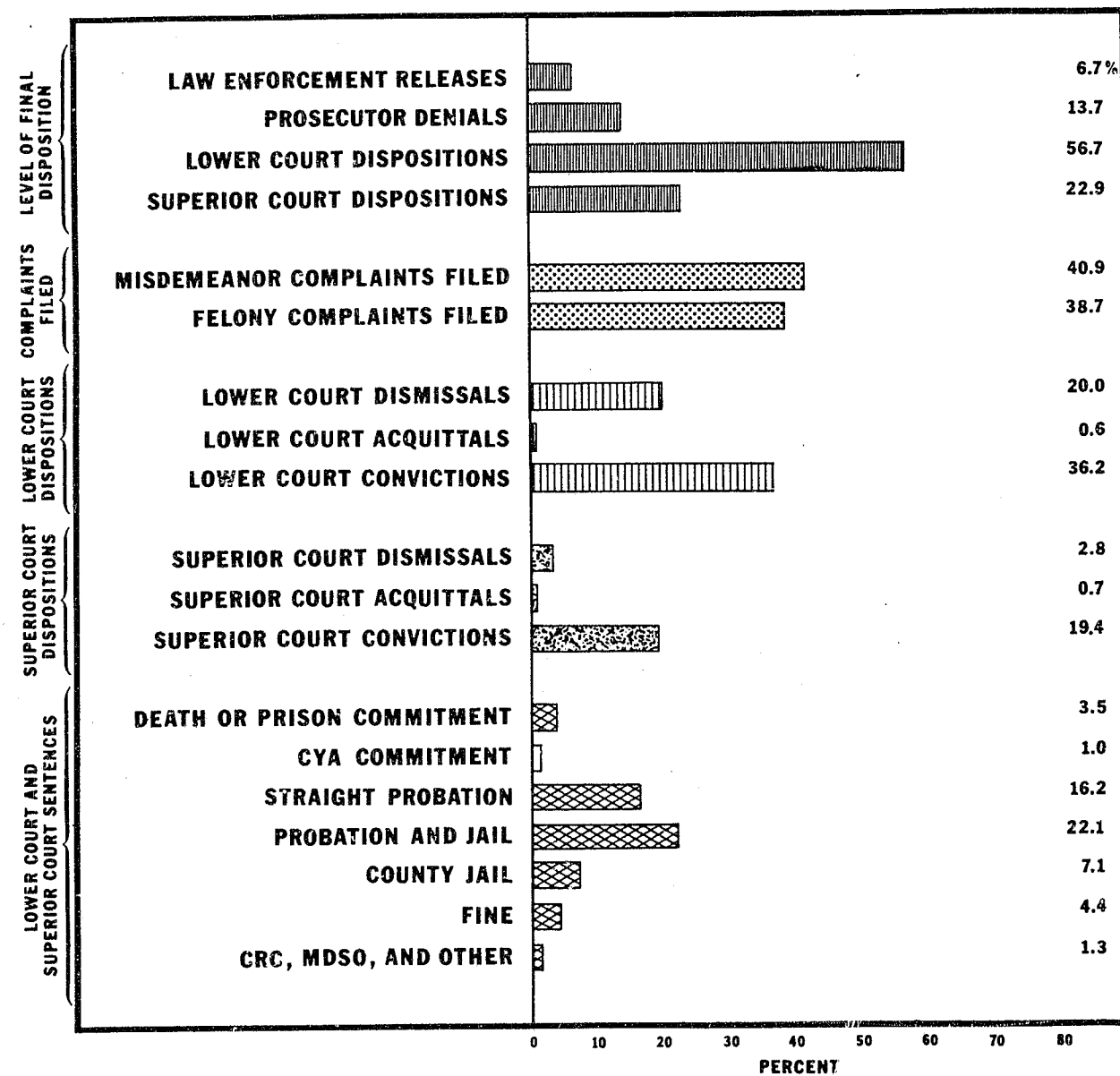
**California Rehabilitation Center

***Mentally Disordered Sex Offender.

Notes: These data were reported by criminal justice agencies on the "Disposition of Arrest and Court Action" form (JUS 8715).
Data for Santa Clara County are not available.

1976 DISPOSITIONS OF ADULTS ARRESTED ON FELONY CHARGES IN 57 CALIFORNIA COUNTIES

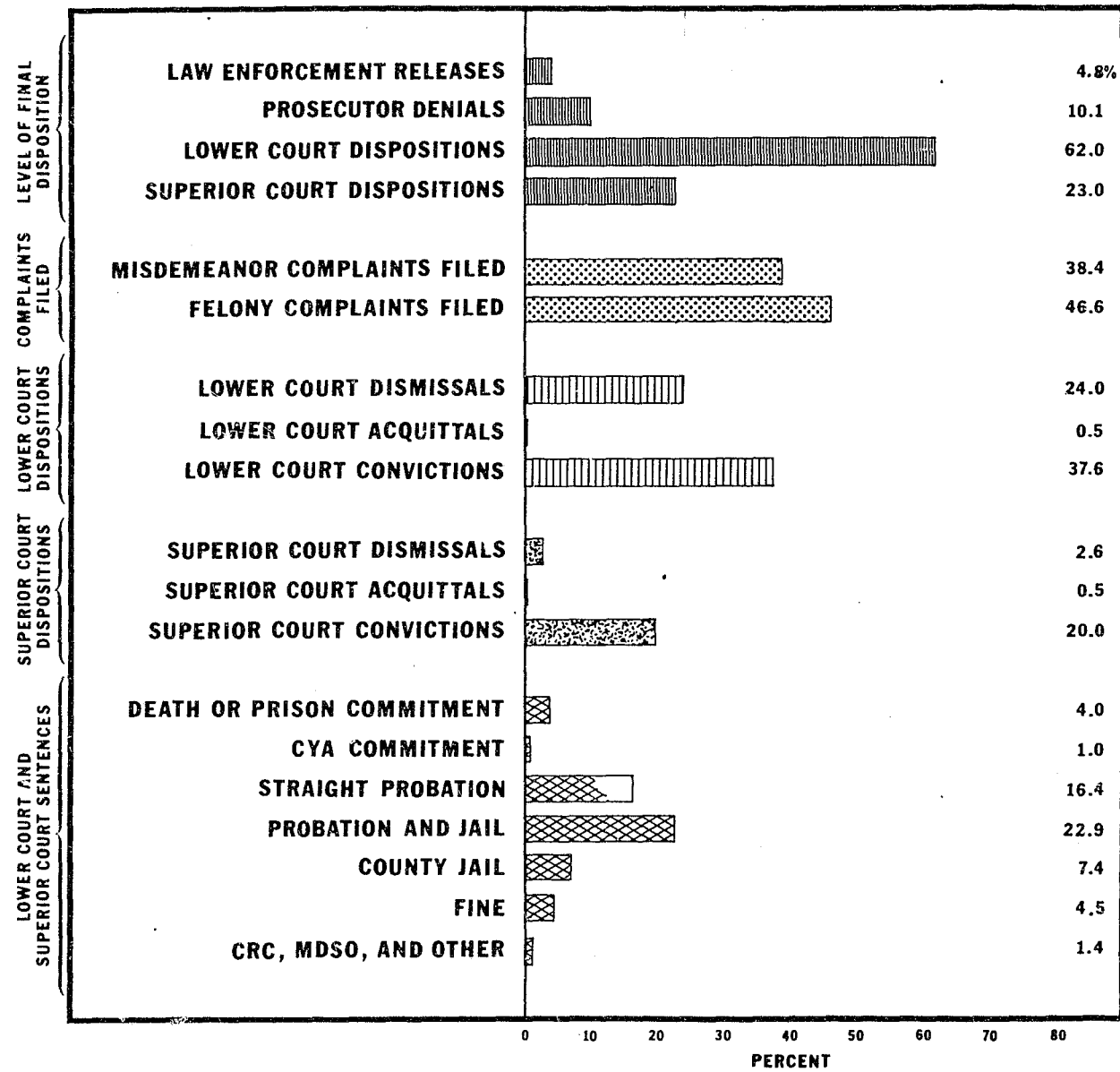
STATEWIDE



NOTE: PERCENTAGES MAY NOT TOTAL 100.0% DUE TO ROUNDING.

1976 DISPOSITIONS OF ADULTS ARRESTED ON FELONY CHARGES

STATEWIDE—LESS LOS ANGELES AND SANTA CLARA COUNTIES



NOTE: PERCENTAGES MAY NOT TOTAL 100.0% DUE TO ROUNDING.

1977
OFFENDER-BASED TRANSACTION STATISTICS (OBTS)
IN
FIFTY-SEVEN CALIFORNIA COUNTIES
(Excluding Santa Clara County)

Prepared by:

Department of Justice
Division of Law Enforcement
Bureau of Criminal Statistics
77 Cadillac Drive
P. O. Box 13427
Sacramento, California 95813

May 1978

1977 OFFENDER-BASED TRANSACTION STATISTICS (OBTS)

Data Information and Limitations

Enclosed are summary data showing the 1977 dispositions which were reported by criminal justice agencies in California. This information was produced by the Offender-Based Transaction Statistics (OBTS) reporting system. It includes data on the 1977 adult felony arrest dispositions which were reported by police, prosecutors, and lower and superior courts in California. Disposition data are not included for Santa Clara County since that county produced an automated arrest and disposition report which could not be processed by the Bureau of Criminal Statistics (BCS). All 58 counties will be included in the OBTS system for the 1978 disposition year.

The following general information and limitations should be taken into consideration in analyzing, interpreting, and using the 1977 OBTS data:

1. These data *do not* represent the total number of adult felony arrests or the number of dispositions which may have been made at any particular level of the criminal justice system during the disposition year. It is estimated that in 1977, BCS received reports on approximately two-thirds of the total number of adult felony arrests which received a final disposition during the calendar year. In spite of this underreporting, it is felt that the arrest dispositions which were received generally describe the "statewide" processing of adult felony arrestees through California's criminal justice system. However, county and local data should be used with caution since the levels of underreporting may vary between jurisdictions and from year to year.
2. These data reflect *dispositions* that were made in 1977 as a result of adult felony arrests which were made in that year or in previous years. There is an important difference between arrest data reported by BCS and OBTS data on the disposition of adults arrested on felony charges as presented here. Arrest data are based upon the year in which the *arrest* took place. OBTS data are based upon the year of *disposition* regardless of when the arrest occurred, and may be reported a year or more after the actual arrest was made.
3. In cases where an arrestee is charged with multiple offenses, only the most serious offense, based on the severity of possible punishment, is tracked through the criminal justice system by BCS.
4. It is not advisable to make statistical comparisons between OBTS data (1975-1977) and superior court disposition and felony data published by BCS prior to 1975, since these disposition data were collected through different reporting systems.
5. The total number of felony offense dispositions reported by some sparsely populated counties are so low that they may invalidate any proportionate comparisons that may be made.
6. OBTS data on state institutional commitments from lower and superior courts may vary from data compiled and reported by other state agencies because of differences in the data collection systems. The Department of Corrections (CDC) counts the number of defendants actually received by CDC institutions, even though a defendant may have been convicted in two or more counties. BCS, on the other hand, counts each commitment. The difference between these two data collection systems indicates that over 18 percent of those who were received by the CDC may have received sentences in more than one county.
7. During 1977, there were 145,525 final dispositions of adult felony arrests reported to BCS by criminal justice agencies in 57 counties through the OBTS system. This was a 7.6 percent decrease from the 157,537 final dispositions reported for 1976. One of the primary reasons for this decline was the residual impact from legislation, effected on January 1, 1976, which reduced the possession of limited quantities of unconcentrated marijuana from a felony to a misdemeanor offense. Numerous felony marijuana arrests made prior to the new legislation did not receive final dispositions until 1976, and a few of the cases probably carried over into the 1977 disposition year.

Consequently, in 1977 about 10,000 fewer adult felony marijuana arrests received final dispositions in the criminal justice system. From 1975 to 1976, there was a reduction of approximately 27,000 adult felony marijuana arrests processed through the system. This number would be even higher if Alameda County disposition data were excluded from the 1976 OBTS statistics as was the case in 1975. None of the other offense groups had such dramatic changes during the three years, 1975 through 1977. This indicates that underreporting probably was not the cause of the sharp decreases in final dispositions for marijuana arrests.

This type of "disposition tree" report is available by county, arresting agency, judicial district, arrest offense, convicted offense, age, race, and sex. For persons disposed of in superior court, data are also available on the defendant's prior criminal record and existing probation, parole, or institutional status. All requests for data should be submitted to the Bureau of Criminal Statistics.

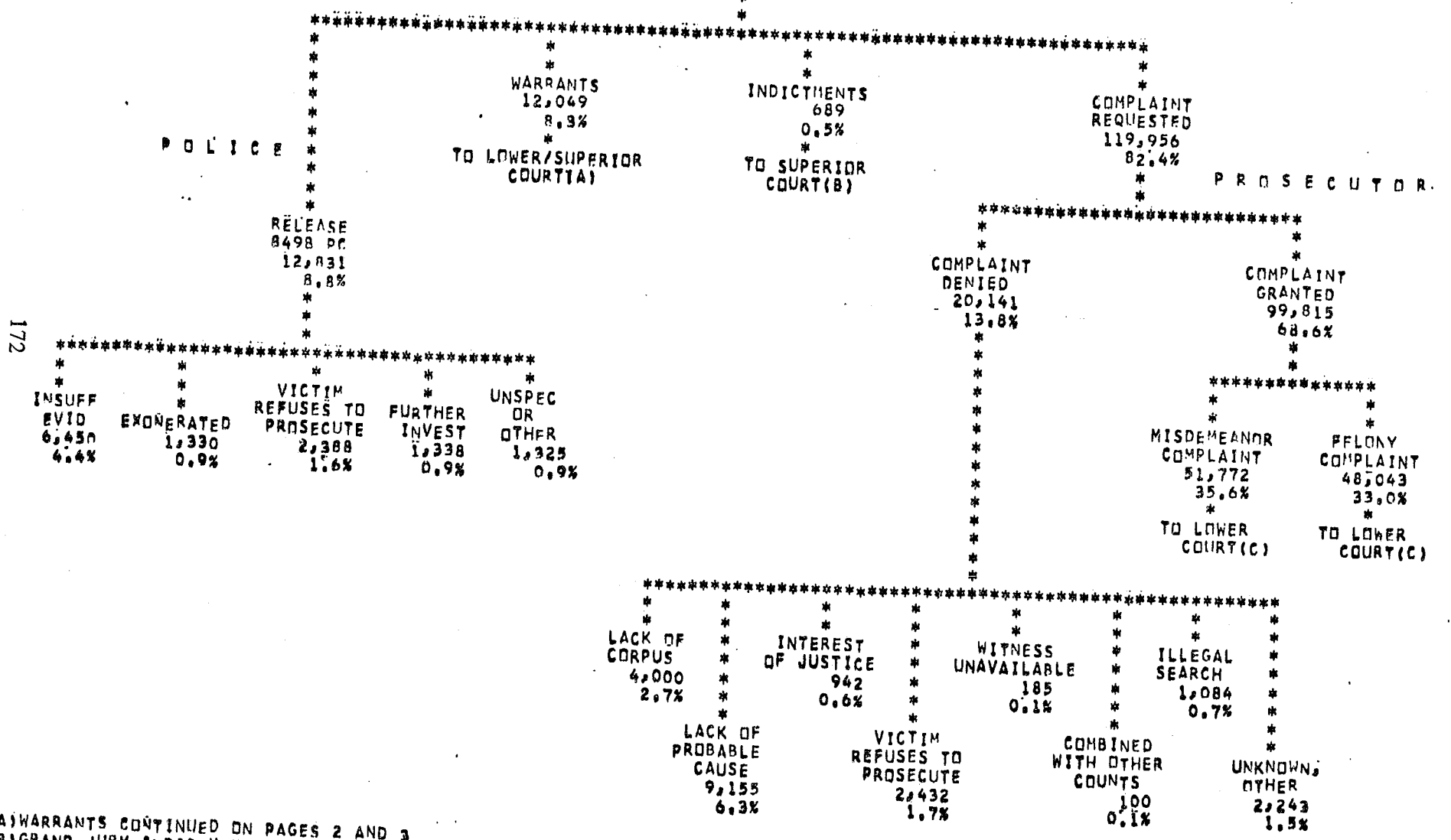
Questions regarding the enclosed 1977 OBTS data may be directed to the OBTS Program Manager at (916) 920-6165.

CALIFORNIA DEPARTMENT OF JUSTICE
 DIVISION OF LAW ENFORCEMENT
 BUREAU OF CRIMINAL STATISTICS
 OFFENDER BASED TRANSACTION STATISTICS
 MAY 18, 1978

1977 DISPOSITIONS OF ADULTS ARRESTED ON
 FELONY CHARGES IN 57 COUNTIES
 (EXCLUDES SANTA CLARA COUNTY)

FELONY ARREST DISPOSITION SUMMARY
 POLICE AND PROSECUTOR PROCESSING

TOTAL ARREST DISPOSITIONS
 145,525
 100.0%



(A) WARRANTS CONTINUED ON PAGES 2 AND 3
 (B) GRAND JURY INDICTMENTS CONTINUED ON PAGE 3
 (C) LOWER COURT PROCESSING CONTINUED ON PAGE 2

172

CALIFORNIA DEPARTMENT OF JUSTICE
 DIVISION OF LAW ENFORCEMENT
 BUREAU OF CRIMINAL STATISTICS
 OFFENDER BASED TRANSACTION STATISTICS
 MAY 18, 1978

1977 DISPOSITIONS OF ADULTS ARRESTED ON
 FELONY CHARGES IN 57 COUNTIES
 (EXCLUDES SANTA CLARA COUNTY)

FELONY ARREST DISPOSITION SUMMARY
 LOWER COURT PROCESSING

LOWER COURT DISPOSITIONS(A) (B)

MISD. COMPLAINTS(A)						FELONY COMPLAINTS(B)					
111,864 76.9%						57,570 39.6%					
*****						*****					
CONVICTED						CONVICTED					
40,357 27.7%						13,214 9.1%					
*****						*****					
NOT CONVICTED						NOT CONVICTED					
13,937 9.6%						11,899 8.2%					
*****						*****					
DISMISSED						DISMISSED					
13,285 9.1%						11,719 8.1%					
*****						*****					
ACQUITTED						ACQUITTED					
608 0.4%						147 0.1%					
*****						*****					
JUV. COURT						JUV. COURT					
44 0.0%						33 0.0%					
*****						*****					
GUILTY PLEA						GUILTY PLEA					
34,841 23.0%						11,840 8.1%					
*****						*****					
NOLLO COURT						NOLLO COURT					
4,416 3.0%						1,133 0.8%					
*****						*****					
COURT JURY						COURT JURY					
464 0.3%						144 0.1%					
*****						*****					
JURY						JURY					
636 0.4%						97 0.1%					
*****						*****					
HELD TO ANSWER						HELD TO ANSWER					
29,004 19.9%						3,453 2.4%					
*****						*****					
CERTIFIED GUILTY PLEA						CERTIFIED GUILTY PLEA					
3,453 2.4%						3,453 2.4%					
*****						*****					
STRAIGHT PROB						STRAIGHT PROB					
14,760 10.1%						3,954 2.7%					
*****						*****					
PROB + JAIL						PROB + JAIL					
13,735 9.4%						6,022 4.1%					
*****						*****					
COUNTY JAIL						COUNTY JAIL					
6,929 4.8%						2,599 1.8%					
*****						*****					
FINE						FINE					
4,710 3.2%						570 0.4%					
*****						*****					
OTHER						OTHER					
202 0.1%						35 0.0%					
*****						*****					
CVA						CVA					
21 0.0%						34 0.0%					

(A) INCLUDES 51,772 MISDEMEANOR COMPLAINTS GRANTED AND 2,522 MISDEMEANOR WARRANTS FROM PAGE 1
 (B) INCLUDES 48,043 FELONY COMPLAINTS GRANTED AND 9,527 FELONY WARRANTS FROM PAGE 1
 (C) SUPERIOR COURT PROCESSING CONTINUED ON PAGE 3

CALIFORNIA DEPARTMENT OF JUSTICE
 DIVISION OF LAW ENFORCEMENT
 BUREAU OF CRIMINAL STATISTICS
 OFFENDER BASED TRANSACTION STATISTICS
 MAY 18, 1978

1977 DISPOSITIONS OF ADULTS ARRESTED ON
 FELONY CHARGES IN 57 COUNTIES
 (EXCLUDES SANTA CLARA COUNTY)

FELONY ARREST DISPOSITION SUMMARY
 SUPERIOR COURT PROCESSING

SUPERIOR COURT DISPOSITIONS(A)
 33,146
 22.8%

NOT CONVICTED						CONVICTED				
4,538						28,608				
3.1%						19.7%				

DISMISSED	ACQUITTED	NOT GUILTY INSANE	TO JUV. COURT							
9,594	863	57	24							
2.5%	0.6%	0.0%	0.0%							

GUILTY PLEA		NOT GUILTY TO GUILTY		NOLO CONTI	JURY	COURT	TRANSCRIPT			
6,195		16,855		1,601	2,798	910	249			
4.3%		11.6%		1.1%	1.9%	0.6%	0.2%			

DEATH	STATE PRISON	CYA	STRAIGHT PROBATION	PROBATION AND JAIL	COUNTY JAIL	FINE	TO CRC	TO STATE HOSPITAL- MDSO	OTHER	
0	6,003	1,303	4,292	14,358	1,417	116	877	236	6	
0.0%	4.1%	0.9%	2.9%	9.9%	1.0%	0.1%	0.6%	0.2%	0.0%	

174

(A) INCLUDES 32,457 DEFENDANTS RECEIVED FROM LOWER COURT (PAGE 2) AND 689 GRAND JURY INDICTMENTS FROM PAGE 1

CALIFORNIA DEPARTMENT OF JUSTICE
 DIVISION OF LAW ENFORCEMENT
 BUREAU OF CRIMINAL STATISTICS
 OFFENDER BASED TRANSACTION STATISTICS
 MAY 18, 1978

1977 DISPOSITIONS OF ADULTS ARRESTED ON
 FELONY CHARGES IN 57 COUNTIES
 (EXCLUDES SANTA CLARA COUNTY)

FELONY ARREST ELAPSED TIME TO DISPO
 POLICE AND PROSECUTOR PROCESSING

TOTAL ARREST DISPOSITIONS

POLICE					WARRANTS		INDICTMENTS		COMPLAINT REQUESTED	
RELEASE 849B PC					N/A TO LOWER/SUPERIOR COURT(A)		N/A TO SUPERIOR COURT(B)		N/A PROSECUTOR	
4.7							7.2		N/A	
*****					*****		*****		*****	
INSUFF EVID	EXONERATED	VICTIM REFUSES TO PROSECUTE	FURTHER INVEST	UNSPEC OR OTHER			COMPLAINT DENIED		COMPLAINT GRANTED	
5.2	2.2	5.0	4.8	4.6					N/A	
*****					*****		*****		*****	
					LACK OF CORPUS		INTEREST OF JUSTICE		WITNESS UNAVAILABLE	
					5.4		8.5		4.9	
					LACK OF PROBABLE CAUSE		VICTIM REFUSES TO PROSECUTE		COMBINED WITH OTHER COUNTS	
					7.0		11.1		9.2	
									ILLEGAL SEARCH	
									5.4	
									UNKNOWNS OTHER	
									7.8	

175

Elapsed time shown in days

CALIFORNIA DEPARTMENT OF JUSTICE
 DIVISION OF LAW ENFORCEMENT
 BUREAU OF CRIMINAL STATISTICS
 OFFENDER BASED TRANSACTION STATISTICS
 MAY 18, 1978

1977 DISPOSITIONS OF ADULTS ARRESTED ON
 FELONY CHARGES IN 57 COUNTIES
 (EXCLUDES SANTA CLARA COUNTY)

FELONY ARREST ELAPSED TIME TO DISPO
 LOWER COURT PROCESSING

LOWER COURT DISPOSITIONS(A) (B)

MISD. COMPLAINTS(A)						FELONY COMPLAINTS(B)					
N/A						N/A					
*****						*****					
CONVICTED						CONVICTED					
77.2						79.6					
*****						*****					
DISMISSED						DISMISSED					
156.7						101.3					
*****						*****					
ACQUITTED						ACQUITTED					
111.3						101.3					
*****						*****					
JUV. COURT						JUV. COURT					
48.6						30.0					
*****						*****					
GUILTY PLEA						GUILTY PLEA					
74.9						78.3					
*****						*****					
NOLLO COURT						NOLLO COURT					
82.4						81.7					
*****						*****					
COUNTY JAIL						COUNTY JAIL					
83.0						79.1					
*****						*****					
FINE						FINE					
80.1						97.2					
*****						*****					
OTHER						OTHER					
123.2						261.5					
*****						*****					
CVA						CVA					
90.4						46.1					
*****						*****					
STRAIGHT PROB						STRAIGHT PROB					
81.2						91.5					
*****						*****					
PROB + JAIL						PROB + JAIL					
68.5						69.9					

176

Elapsed time shown in days.

CALIFORNIA DEPARTMENT OF JUSTICE
 DIVISION OF LAW ENFORCEMENT
 BUREAU OF CRIMINAL STATISTICS
 OFFENDER BASED TRANSACTION STATISTICS
 MAY 18, 1978

1977 DISPOSITIONS OF ADULTS ARRESTED ON
 FELONY CHARGES IN 57 COUNTIES
 (EXCLUDES SANTA CLARA COUNTY)

FELONY ARREST ELAPSED TIME TO DISPO
 SUPERIOR COURT PROCESSING

SUPERIOR COURT DISPOSITIONS(A)

N/A

*****				*****						*****	
NOT CONVICTED				CONVICTED							
221.8				173.9							
*****				*****						*****	
DISMISSED	ACQUITTED	NOT GUILTY INSANE	TO JUV. COURT	GUILTY PLEA	NOT GUILTY TO GUILTY	NOLLO	JURY	COURT	TRANSCRIPT	TO STATE HOSPITAL- MDSO	OTHER
229.7	193.7	180.2	144.2	98.3	184.7	195.8	218.9	237.3	310.9	141.9	112.0
*****				*****						*****	
DEATH	STATE PRISON	CYA	STRAIGHT PROBATION	PROBATION AND JAIL	COUNTY JAIL	FINE	TO CRC	TO STATE HOSPITAL- MDSO	OTHER		
0.0	179.4	135.0	206.0	166.2	176.4	244.8	161.7	141.9	112.0		

177

Elapsed time shown in days.

DISPOSITION OF ADULT FELONY ARRESTS IN 57 COUNTIES, 1977
 TYPE OF DISPOSITION BY ARREST OFFENSE

TYPE OF DISPOSITION	TOTALS	ARREST OFFENSE							MOTOR VEHICLE THEFT	DRUG LAW VIOLS	ALL OTHER
		HOMICIDE	FORCIBLE RAPE	ROBBERY	ASSAULT	BURGLARY	THEFT				
DISPOSITION OF FELONY ARRESTS	145525	1464	1717	10584	22048	27177	18169	8424	33362	22580	
LAW ENFORCEMENT RELEASES	12831	197	216	1662	2283	2646	1649	1848	1239	1091	
COMPLAINTS DENIED	20141	148	403	1623	3474	2531	2222	1508	5977	2259	
COMPLAINTS FILED	112553	1119	1098	7299	16291	22000	14298	5068	26146	19234	
MISDEMEANOR	54294	19	180	1124	10381	8903	7006	2388	14851	9442	
FELONY	58259	1100	918	6175	5910	13097	7292	2680	11295	9792	
LOWER COURT DISPOSITIONS	79407	142	437	2765	13371	13945	11189	3711	19954	13893	
DISMISSED	25081	120	230	1509	3746	3578	3206	1074	8413	3205	
ACQUITTED	755	1	10	42	228	119	116	35	89	115	
CONVICTED	53571	21	197	1214	9397	10248	7867	2602	11452	10573	
GUILTY PLEA	52230	21	190	1166	8947	10009	7704	2548	11249	10396	
JURY TRIAL	733	0	6	25	297	140	79	27	80	79	
COURT TRIAL	608	0	1	23	153	99	84	27	123	98	
SENTENCE	53571	21	197	1214	9397	10248	7867	2602	11452	10573	
YOUTH AUTHORITY	55	0	0	2	5	27	7	10	1	3	
PROBATION	18714	6	72	324	3781	2953	2513	631	3881	4533	
PROBATION AND JAIL	19757	14	83	511	3416	4618	3451	1231	3131	3302	
JAIL	9528	1	31	309	1426	2246	1497	616	1946	1456	
FINE	5280	0	11	63	738	370	375	104	2397	1220	
OTHER	237	0	0	5	31	34	24	8	96	39	
SUPERIOR COURT DISPOSITIONS	33146	677	661	4534	2920	8055	3109	1357	6192	5341	
DISMISSED	3618	72	93	361	363	583	353	141	1114	538	
ACQUITTED	920	69	42	144	164	182	72	28	75	144	
CONVICTED	28608	836	526	4029	2393	7290	2684	1188	5003	4659	
ORIGINAL PLEA OF GUILTY	7796	102	101	742	569	2145	932	389	1038	1778	
CHANGE PLEA TO GUILTY	16855	371	269	2535	1341	4478	1482	714	3268	2397	
JURY TRIAL	2798	307	126	592	363	473	202	53	368	317	
COURT TRIAL	910	45	23	134	109	154	58	27	221	139	
TRIAL BY TRANSCRIPT	249	11	7	26	14	40	10	5	108	28	
SENTENCE	28608	836	526	4029	2393	7290	2684	1188	5003	4659	
DEATH	0	0	0	0	0	0	0	0	0	0	
PRISON	6003	548	184	1645	447	1259	300	152	630	838	
YOUTH AUTHORITY	1303	48	26	409	86	468	52	89	36	89	
PROBATION	4292	38	44	224	448	838	608	122	1059	911	
PROBATION AND JAIL	14358	192	200	1517	1215	4009	1456	709	2855	2205	
JAIL	1417	7	21	119	162	381	201	108	110	308	
FINE	116	0	2	1	15	4	5	1	47	41	
CRC	877	1	2	106	6	313	60	7	266	116	
MDSO	236	2	47	7	12	16	1	0	0	151	
OTHER	6	0	0	1	2	2	1	0	0	0	

NOTE: DATA FOR SANTA CLARA COUNTY ARE NOT AVAILABLE.
 IT IS ESTIMATED THAT THESE DATA ARE 35 PERCENT UNDERREPORTED. INDIVIDUAL COUNTIES MAY VARY.

DISPOSITION OF ADULT FELONY ARRESTS IN 57 COUNTIES, 1977
 TYPE OF DISPOSITION BY ARREST OFFENSE

TYPE OF DISPOSITION	TOTALS	ARREST OFFENSE								
		HOMICIDE	FORCIBLE RAPE	ROBBERY	ASSAULT	BURGLARY	THEFT	MOTOR VEHICLE THEFT	DRUG LAW VIOLS	ALL OTHER
DISPOSITION OF FELONY ARRESTS	100.00	1.01	1.18	7.27	15.15	18.68	12.49	5.79	22.93	15.52
LAW ENFORCEMENT RELEASES	100.00	1.54	1.68	12.95	17.79	20.62	12.85	14.40	9.66	8.50
COMPLAINTS DENIED	100.00	.73	2.00	8.06	17.25	12.57	11.03	7.49	29.68	11.20
COMPLAINTS FILED	100.00	.99	.98	6.48	14.47	19.55	12.70	4.50	23.23	17.09
MISDEMEANOR	100.00	.03	.33	2.07	19.12	16.40	12.90	4.40	27.35	17.39
FELONY	100.00	1.89	1.58	10.60	10.14	22.48	12.52	4.60	19.39	16.81
LOWER COURT DISPOSITIONS	100.00	.18	.55	3.48	16.84	17.56	14.09	4.67	25.13	17.50
DISMISSED	100.00	.48	.92	6.02	14.94	14.27	12.78	4.28	33.54	12.78
ACQUITTED	100.00	.13	1.32	5.56	30.20	15.76	15.36	4.64	11.79	15.23
CONVICTED	100.00	.04	.37	2.27	17.54	19.13	14.69	4.86	21.38	19.74
GUILTY PLEA	100.00	.04	.36	2.23	17.13	19.16	14.75	4.88	21.54	19.90
JURY TRIAL	100.00	.00	.82	3.41	40.52	19.10	10.78	3.68	10.91	10.78
COURT TRIAL	100.00	.00	.16	3.78	25.16	16.28	13.82	4.44	20.23	16.12
SENTENCE	100.00	.04	.37	2.27	17.54	19.13	14.69	4.86	21.38	19.74
YOUTH AUTHORITY	100.00	.00	.00	3.64	9.09	49.09	12.73	18.18	1.82	5.45
PROBATION	100.00	.03	.38	1.73	20.20	15.78	13.43	3.37	20.74	24.33
PROBATION AND JAIL	100.00	.07	.42	2.59	17.29	23.37	17.47	6.23	15.85	16.71
JAIL	100.00	.01	.33	3.24	14.97	23.57	15.71	6.47	20.42	15.28
FINE	100.00	.00	.21	1.19	13.98	7.01	7.10	2.01	45.40	23.11
OTHER	100.00	.00	.00	2.11	13.08	14.35	10.13	3.38	40.51	16.46
SUPERIOR COURT DISPOSITIONS	100.00	2.95	1.99	13.68	8.81	24.30	9.38	4.09	18.68	16.11
DISMISSED	100.00	1.99	2.57	9.98	10.03	16.11	9.76	3.90	30.79	14.87
ACQUITTED	100.00	7.50	4.57	15.65	17.83	19.78	7.83	3.04	8.15	15.65
CONVICTED	100.00	2.92	1.84	14.08	8.36	25.48	9.38	4.15	17.49	16.29
ORIGINAL PLEA OF GUILTY	100.00	1.31	1.30	9.52	7.30	27.51	11.95	4.09	13.31	22.81
CHANGE PLEA TO GUILTY	100.00	2.20	1.60	15.04	7.96	26.57	8.79	4.24	19.39	14.22
JURY TRIAL	100.00	10.97	4.50	21.16	12.87	16.90	7.22	1.89	13.15	11.33
COURT TRIAL	100.00	4.95	2.53	14.73	11.98	16.92	6.37	2.97	24.29	15.27
TRIAL BY TRANSCRIPT	100.00	4.42	2.81	10.44	5.62	16.06	4.02	2.01	43.37	11.24
SENTENCE	100.00	2.92	1.84	14.08	8.36	25.48	9.38	4.15	17.49	16.29
DEATH	100.00	.00	.00	.00	.00	.00	.00	.00	.00	.00
PRISON	100.00	9.13	3.07	27.40	7.45	20.97	5.00	2.53	10.49	13.96
YOUTH AUTHORITY	100.00	3.68	2.00	31.39	6.60	35.92	3.99	6.83	2.76	6.83
PROBATION	100.00	.89	1.03	5.22	10.44	19.52	14.17	2.84	24.67	21.23
PROBATION AND JAIL	100.00	1.34	1.39	10.57	8.46	27.92	10.14	4.94	19.88	15.36
JAIL	100.00	.49	1.48	8.40	11.43	26.89	14.18	7.62	7.76	21.74
FINE	100.00	.00	1.72	.86	12.93	3.45	4.31	.86	40.52	35.34
CRC	100.00	.11	.23	12.09	.68	35.69	6.84	.86	39.33	13.23
MDSO	100.00	.85	19.92	2.97	5.08	6.78	.42	.00	.00	63.98
OTHER	100.00	.00	.00	16.67	33.33	33.33	16.67	.00	.00	.00

NOTES: DATA FOR SANTA CLARA COUNTY ARE NOT AVAILABLE.
 IT IS ESTIMATED THAT THESE DATA ARE 35 PERCENT UNDERREPORTED. INDIVIDUAL COUNTIES MAY VARY.

ADULT FELONY ARRESTEES CONVICTED AND SENTENCED IN COURTS OF 57 COUNTIES, 1977
 CONVICTED OFFENSE BY COURT OF CONVICTION AND SENTENCE

COURT OF CONVICTION	TOTALS	CONVICTED OFFENSE							MOTOR VEHICLE THEFT	DRUG LAW VIOLS	ALL OTHER
		HOMICIDE	FORCIBLE RAPE	ROBBERY	ASSAULT	BURGLARY	THEFT				
TOTAL CONVICTIONS	82179	711	391	2891	9537	9570	15756	3239	14310	25774	
LOWER COURT	53571	0	2	8	6900	3485	11327	1982	9368	20499	
GUILTY PCEA	52230	0	2	8	6491	3366	11095	1936	9195	20137	
JURY TRIAL	733	0	0	0	280	79	116	23	72	163	
COURT TRIAL	608	0	0	0	129	40	116	23	101	199	
SENTENCE	53571	0	2	8	6900	3485	11327	1982	9368	20499	
YOUTH AUTHORITY	55	0	0	1	6	22	12	10	0	4	
PROBATION	18714	0	2	1	2516	775	3383	429	2651	8957	
PROBATION AND JAIL	19757	0	0	4	2876	1894	5111	1018	2760	6294	
JAIL	9528	0	0	2	1143	755	2404	469	1921	2834	
FINE	5280	0	0	0	347	31	394	55	1955	2498	
OTHER	237	0	0	0	12	8	23	1	81	112	
SUPERIOR COURT	28608	711	389	2883	2637	6085	4429	1257	4942	5275	
ORIGINAL PLEA OF GUILTY	7796	74	61	474	611	1767	1412	460	1014	1923	
CHANGE PCEA TO GUILTY	16855	304	188	1762	1498	3752	2638	714	3230	2769	
JURY TRIAL	2798	283	112	529	397	413	261	54	362	387	
COURT TRIAL	910	39	24	100	117	129	87	25	225	164	
TRIAL BY TRANSCRIPT	249	11	4	18	14	24	31	4	111	32	
SENTENCE	28608	711	389	2883	2637	6085	4429	1257	4942	5275	
DEATH	0	0	0	0	0	0	0	0	0	0	
PRISON	6003	503	178	1486	495	1175	479	169	624	894	
YOUTH AUTHORITY	1303	30	29	359	104	427	125	103	31	95	
PROBATION	4292	29	19	81	448	599	901	124	1033	1058	
PROBATION AND JAIL	14358	146	108	862	1362	3372	2432	736	2817	2523	
JAIL	1417	0	5	8	199	244	345	115	115	386	
FINE	116	0	0	0	12	1	6	1	58	38	
CRC	877	1	2	85	2	254	140	9	264	120	
MDSO	236	2	48	1	13	11	0	0	0	161	
OTHER	6	0	0	1	2	2	1	0	0	0	

NOTE: DATA FOR SANTA CLARA COUNTY ARE NOT AVAILABLE.
 IT IS ESTIMATED THAT THESE DATA ARE 35 PERCENT UNDERREPORTED. INDIVIDUAL COUNTIES MAY VARY.
 THESE CONVICTED OFFENSE DATA INCLUDE BOTH MISDEMEANORS AND FELONIES.

ADULT FELONY ARRESTEES CONVICTED AND SENTENCED IN COURTS OF 57 COUNTIES, 1977
 CONVICTED OFFENSE BY COURT OF CONVICTION AND SENTENCE

COURT OF CONVICTION	TOTALS	CONVICTED OFFENSE								
		HOMICIDE	FORCIBLE RAPE	ROBBERY	ASSAULT	BURGLARY	THEFT	MOTOR VEHICLE THEFT	DRUG LAW VIOLS	ALL OTHER
TOTAL CONVICTIONS	100.00	.87	.48	3.52	11.61	11.65	19.17	3.94	17.41	31.36
LOWER COURT	100.00	.00	.00	.01	12.88	6.51	21.14	3.70	17.49	33.27
GUILTY PLEA	100.00	.00	.00	.02	12.43	6.44	21.24	3.71	17.60	38.55
JURY TRIAL	100.00	.00	.00	.00	38.20	10.78	15.83	3.14	9.82	22.24
COURT TRIAL	100.00	.00	.00	.00	21.22	6.58	19.08	3.78	16.61	32.73
SENTENCE	100.00	.00	.00	.01	12.88	6.51	21.14	3.70	17.49	38.27
YOUTH AUTHORITY	100.00	.00	.00	1.82	10.91	40.00	21.82	18.18	.00	7.27
PROBATION	100.00	.00	.01	.01	13.44	4.14	18.08	2.29	14.17	47.86
PROBATION AND JAIL	100.00	.00	.00	.02	14.56	9.59	25.87	5.15	13.97	30.84
JAIL	100.00	.00	.00	.02	12.00	7.92	25.23	4.92	20.16	29.74
FINE	100.00	.00	.00	.00	6.57	.59	7.46	1.04	37.03	47.31
OTHER	100.00	.00	.00	.00	5.06	3.38	9.70	.42	34.18	47.26
SUPERIOR COURT	100.00	2.49	1.36	10.08	9.22	21.27	15.48	4.99	17.27	18.44
ORIGINAL PLEA OF GUILTY	100.00	.95	.78	6.08	7.84	22.67	18.11	5.90	13.01	24.67
CHANGE PLEA TO GUILTY	100.00	1.80	1.12	10.45	8.89	22.26	15.65	4.24	19.16	16.43
JURY TRIAL	100.00	10.11	4.00	18.91	14.19	14.76	9.33	1.93	12.94	13.83
COURT TRIAL	100.00	4.29	2.64	10.99	12.86	14.18	9.56	2.75	24.73	18.02
TRIAL BY TRANSCRIPT	100.00	4.42	1.61	7.23	5.62	9.64	12.45	1.61	44.58	12.85
SENTENCE	100.00	2.49	1.36	10.08	9.22	21.27	15.48	4.39	17.27	18.44
DEATH	100.00	.00	.00	.00	.00	.00	.00	.00	.00	.00
PRISON	100.00	8.38	2.97	24.75	8.25	19.57	7.98	2.82	10.39	14.89
YOUTH AUTHORITY	100.00	2.30	2.23	27.55	7.98	32.77	9.59	7.90	2.38	7.29
PROBATION	100.00	.68	.44	1.89	10.44	13.96	20.99	2.89	24.07	24.65
PROBATION AND JAIL	100.00	1.02	.75	6.00	9.49	23.49	16.94	5.13	19.62	17.57
JAIL	100.00	.00	.35	.56	14.04	17.22	24.35	8.12	8.12	27.24
FINE	100.00	.00	.00	.00	10.34	.86	5.17	.86	50.00	32.76
CRC	100.00	.11	.23	9.69	.23	28.96	15.96	1.03	30.10	13.68
MDSO	100.00	.85	20.34	.42	5.51	4.66	.00	.00	.00	68.22
OTHER	100.00	.00	.00	16.67	33.33	33.33	16.67	.00	.00	.00

NOTE: DATA FOR SANTA CLARA COUNTY ARE NOT AVAILABLE.
 IT IS ESTIMATED THAT THESE DATA ARE 35 PERCENT UNDERREPORTED. INDIVIDUAL COUNTIES MAY VARY.
 THESE CONVICTED OFFENSE DATA INCLUDE BOTH MISDEMEANORS AND FELONIES.

DISPOSITION OF ADULT FELONY ARRESTS IN 57 COUNTIES, 1977
TYPE OF DISPOSITION BY RACE

TYPE OF DISPOSITION	TOTALS	WHITE	MEXICAN-AMERICAN	RACE		
				NEGRO	OTHER	UNKNOWN
DISPOSITION OF FELONY ARRESTS	145525	72437	26039	41678	2653	2719
LAW ENFORCEMENT RELEASES	12831	5229	2660	4658	180	104
COMPLAINTS DENIED	20141	8224	3961	7491	317	148
COMPLAINTS FILED	112553	58984	19417	29529	2156	2467
MISDEMEANOR	54294	28815	9950	13700	981	848
FELONY	58259	30169	9467	15829	1175	1619
LOWER COURT DISPOSITIONS	79407	42413	14072	19928	1548	1446
DISMISSED	25081	13015	4024	6908	526	608
ACQUITTED	755	357	142	229	13	14
CONVICTED	53571	29041	9906	12791	1009	824
GUILTY PLEA	52230	28365	9637	12448	984	796
JURY TRIAL	733	364	150	188	13	18
COURT TRIAL	608	312	119	155	12	10
SENTENCE	53571	29041	9906	12791	1009	824
YOUTH AUTHORITY	55	30	12	10	0	3
PROBATION	18714	10941	3131	3968	763	311
PROBATION AND JAIL	19757	10157	3817	5093	383	307
JAIL	9528	4525	2102	2603	162	136
FINE	5280	3269	802	1047	98	64
OTHER	237	119	42	70	3	3
SUPERIOR COURT DISPOSITIONS	33146	16571	5345	9601	608	1021
DISMISSED	3618	1623	613	1147	69	166
ACQUITTED	920	379	151	333	16	41
CONVICTED	28608	14569	4581	8121	523	814
ORIGINAL PLEA OF GUILTY	7796	4746	1199	1397	138	316
CHANGE PLEA TO GUILTY	16855	8088	2733	5353	280	392
JURY TRIAL	2798	1237	476	929	76	80
COURT TRIAL	910	386	139	351	16	18
TRIAL BY TRANSCRIPT	249	112	34	91	4	8
SENTENCE	28608	14569	4581	8121	523	814
DEATH	0	0	0	0	0	0
PRISON	6003	2909	988	1778	141	187
YOUTH AUTHORITY	1303	579	237	426	25	36
PROBATION	4292	2421	500	1168	85	118
PROBATION AND JAIL	14358	7360	2356	4038	216	388
JAIL	1417	624	255	457	39	42
FINE	116	56	17	35	2	6
CRC	877	446	207	184	8	32
MDSO	236	172	19	34	7	4
OTHER	6	2	2	1	0	1

NOTE: DATA FOR SANTA CLARA COUNTY ARE NOT AVAILABLE.
IT IS ESTIMATED THAT THESE DATA ARE 35 PERCENT UNDERREPORTED. INDIVIDUAL COUNTIES MAY VARY.

DISPOSITION OF ADULT FELONY ARRESTS IN 57 COUNTIES, 1977
TYPE OF DISPOSITION BY RACE

TYPE OF DISPOSITION	TOTALS	WHITE	MEXICAN-AMERICAN	RACE NEGRO	OTHER	UNKNOWN
DISPOSITION OF FELONY ARRESTS	100.00	49.78	17.89	28.64	1.82	1.87
LAW ENFORCEMENT RELEASES	100.00	40.75	20.73	36.30	1.40	.81
COMPLAINTS DENIED	100.00	40.83	19.67	37.19	1.57	.73
COMPLAINTS FILED	100.00	52.41	17.25	26.24	1.92	2.19
MISDEMEANOR	100.00	53.07	18.33	25.23	1.81	1.56
FELONY	100.00	51.78	16.25	27.17	2.02	2.78
LOWER COURT DISPOSITIONS	100.00	53.41	17.72	25.10	1.95	1.82
DISMISSED	100.00	51.89	16.04	27.54	2.10	2.42
ACQUITTED	100.00	47.28	18.91	30.33	1.72	1.85
CONVICTED	100.00	54.21	18.49	23.88	1.88	1.54
GUILTY PLEA	100.00	54.31	18.45	23.83	1.88	1.52
JURY TRIAL	100.00	49.66	20.46	25.65	1.77	2.46
COURT TRIAL	100.00	51.32	19.57	25.49	1.97	1.64
SENTENCE	100.00	54.21	18.49	23.88	1.88	1.54
YOUTH AUTHORITY	100.00	54.55	21.82	18.18	.00	5.45
PROBATION	100.00	58.46	16.73	21.20	1.94	1.66
PROBATION AND JAIL	100.00	51.41	19.32	25.78	1.94	1.55
JAIL	100.00	47.49	22.06	27.32	1.70	1.43
FINE	100.00	61.91	15.19	19.83	1.86	1.21
OTHER	100.00	50.21	17.72	29.54	1.27	1.27
SUPERIOR COURT DISPOSITIONS	100.00	49.99	16.13	28.97	1.83	3.88
DISMISSED	100.00	44.86	16.94	31.70	1.91	4.59
ACQUITTED	100.00	41.20	16.41	36.20	1.74	4.46
CONVICTED	100.00	50.93	16.01	28.39	1.83	2.85
ORIGINAL PLEA OF GUILTY	100.00	60.88	15.38	17.92	1.77	4.05
CHANGE PLEA TO GUILTY	100.00	47.99	16.21	31.76	1.71	2.33
JURY TRIAL	100.00	44.21	17.01	33.20	2.72	2.86
COURT TRIAL	100.00	42.42	15.27	38.57	1.76	1.98
TRIAL BY TRANSCRIPT	100.00	44.98	13.65	36.55	1.61	3.21
SENTENCE	100.00	50.93	16.01	28.39	1.83	2.85
DEATH	.00	.00	.00	.00	.00	.00
PRISON	100.00	48.46	16.46	29.62	2.35	3.12
YOUTH AUTHORITY	100.00	44.44	18.19	32.69	1.92	2.76
PROBATION	100.00	56.41	11.65	27.21	1.98	2.75
PROBATION AND JAIL	100.00	51.26	16.41	28.12	1.50	2.70
JAIL	100.00	44.04	18.00	32.25	2.75	2.96
FINE	100.00	48.28	14.66	30.17	1.72	3.17
CRC	100.00	50.86	23.60	20.98	.91	3.65
MDSO	100.00	72.88	8.05	14.41	2.97	1.69
OTHER	100.00	33.33	33.33	16.67	.00	16.67

NOTE: DATA FOR SANTA CLARA COUNTY ARE NOT AVAILABLE.
IT IS ESTIMATED THAT THESE DATA ARE 35 PERCENT UNDERREPORTED. INDIVIDUAL COUNTIES MAY VARY.

DISPOSITION OF ADULT FELONY ARRESTS IN 57 COUNTIES, 1977
TYPE OF DISPOSITION BY SEX

TYPE OF DISPOSITION	TOTALS	MALE	SEX FEMALE	UNKNOWN
DISPOSITION OF FELONY ARRESTS	145525	124252	20604	669
LAW ENFORCEMENT RELEASES	12831	11295	1473	63
COMPLAINTS DENIED	20141	17152	2891	98
COMPLAINTS FILED	112553	95805	16240	508
MISDEMEANOR	54294	45658	8442	194
FELONY	58259	50147	7798	314
LOWER COURT DISPOSITIONS	79407	66519	12588	300
DISMISSED	25081	20712	4257	112
ACQUITTED	755	676	76	3
CONVICTED	53571	45131	8255	185
GUILTY PLEA	52230	43992	8058	180
JURY TRIAL	733	629	100	4
COURT TRIAL	608	510	97	1
SENTENCE	53571	45131	8255	185
YOUTH AUTHORITY	55	52	3	0
PROBATION	18714	15049	3612	53
PROBATION AND JAIL	19757	16960	2720	77
JAIL	9528	8385	1103	40
FINE	5280	4482	785	13
OTHER	237	203	32	2
SUPERIOR COURT DISPOSITIONS	33146	29286	3652	208
DISMISSED	3618	3086	516	16
ACQUITTED	920	836	77	7
CONVICTED	28608	25364	3059	185
ORIGINAL PLEA OF GUILTY	7796	6803	931	62
CHANGE PLEA TO GUILTY	16855	14964	1802	89
JURY TRIAL	2798	2584	190	24
COURT TRIAL	910	794	108	8
TRIAL BY TRANSCRIPT	249	219	28	2
SENTENCE	28608	25364	3059	185
DEATH	0	0	0	0
PRISON	6003	5612	344	47
YOUTH AUTHORITY	1303	1251	44	8
PROBATION	4292	3408	863	21
PROBATION AND JAIL	14358	12724	1538	96
JAIL	1417	1310	101	6
FINE	116	102	14	0
CRC	877	718	153	6
MDSO	236	233	2	1
OTHER	6	6	0	0

NOTE: DATA FOR SANTA CLARA COUNTY ARE NOT AVAILABLE.
IT IS ESTIMATED THAT THESE DATA ARE 35 PERCENT UNDERREPORTED. INDIVIDUAL COUNTIES MAY VARY.

DISPOSITION OF ADULT FELONY ARRESTS IN 57 COUNTIES, 1977
TYPE OF DISPOSITION BY SEX

TYPE OF DISPOSITION	TOTALS	MALE	SEX FEMALE	UNKNOWN
DISPOSITION OF FELONY ARRESTS	100.00	85.38	14.16	.46
LAW ENFORCEMENT RELEASES	100.00	88.03	11.48	.49
COMPLAINTS DENIED	100.00	85.16	14.35	.49
COMPLAINTS FILED	100.00	85.12	14.43	.45
MISDEMEANOR	100.00	84.09	15.55	.36
FELONY	100.00	86.08	13.39	.54
LOWER COURT DISPOSITIONS	100.00	83.77	15.85	.38
DISMISSED	100.00	82.58	16.97	.45
ACQUITTED	100.00	89.54	10.07	.40
CONVICTED	100.00	84.25	15.41	.35
GUILTY PLEA	100.00	84.23	15.43	.34
JURY TRIAL	100.00	85.81	13.64	.55
COURT TRIAL	100.00	83.88	15.95	.16
SENTENCE	100.00	84.25	15.41	.35
YOUTH AUTHORITY	100.00	94.55	5.45	.00
PROBATION	100.00	80.42	19.30	.28
PROBATION AND JAIL	100.00	85.84	13.77	.39
JAIL	100.00	88.00	11.58	.42
FINE	100.00	84.89	14.87	.25
OTHER	100.00	85.65	13.50	.84
SUPERIOR COURT DISPOSITIONS	100.00	88.35	11.02	.63
DISMISSED	100.00	85.30	14.26	.44
ACQUITTED	100.00	90.87	8.37	.76
CONVICTED	100.00	88.66	10.69	.65
ORIGINAL PLEA OF GUILTY	100.00	87.26	11.94	.80
CHANGE PLEA TO GUILTY	100.00	88.78	10.69	.53
JURY TRIAL	100.00	92.35	6.79	.86
COURT TRIAL	100.00	87.25	11.87	.88
TRIAL BY TRANSCRIPT	100.00	87.95	11.24	.80
SENTENCE	100.00	88.66	10.69	.65
DEATH	100.00	.00	.00	.00
PRISON	100.00	93.49	5.73	.78
YOUTH AUTHORITY	100.00	96.01	3.38	.61
PROBATION	100.00	79.40	20.11	.49
PROBATION AND JAIL	100.00	88.62	10.71	.67
JAIL	100.00	92.45	7.13	.42
FINE	100.00	87.93	12.07	.00
CRC	100.00	81.87	17.45	.68
MDSO	100.00	98.73	.85	.42
OTHER	100.00	100.00	.00	.00

NOTE: DATA FOR SANTA CLARA COUNTY ARE NOT AVAILABLE.
IT IS ESTIMATED THAT THESE DATA ARE 35 PERCENT UNDERREPORTED. INDIVIDUAL COUNTIES MAY VARY.

DISPOSITION OF ADULT FELONY ARRESTS IN 57 COUNTIES, 1977
TYPE OF DISPOSITION BY AGE

TYPE OF DISPOSITION	TOTALS	AGE					UNKNOWN
		UNDER 20 YEARS	20-29 YEARS	30-39 YEARS	40 AND OVER		
DISPOSITION OF FELONY ARRESTS	145525	18709	84242	26443	14932	1199	
LAW ENFORCEMENT RELEASES	12831	2254	7497	1972	1653	55	
COMPLAINTS DENIED	20141	2937	11604	3598	1897	109	
COMPLAINTS FILED	112553	13518	65141	20873	11982	1039	
MISDEMEANOR	54294	7277	31249	9517	5895	356	
FELONY	58259	6241	33892	11356	6087	683	
LOWER COURT DISPOSITIONS	79407	10411	45778	14992	8507	419	
DISMISSED	25081	2721	14889	4672	2574	225	
ACQUITTED	755	62	427	159	95	12	
CONVICTED	53571	7628	30462	9261	5438	382	
GUILTY PLEA	52230	7490	29687	9014	5465	374	
JURY TRIAL	733	74	420	140	64	5	
COURT TRIAL	608	64	355	107	79	3	
SENTENCE	53571	7628	30462	9261	5438	382	
YOUTH AUTHORITY	55	31	24	0	0	0	
PROBATION	18714	2751	10110	3322	2198	133	
PROBATION AND JAIL	19757	2981	11400	3310	1933	133	
JAIL	9528	1081	5740	1692	941	74	
FINE	5280	744	3048	897	551	40	
OTHER	237	40	140	40	15	2	
SUPERIOR COURT DISPOSITIONS	33146	3107	19363	6781	3475	420	
DISMISSED	3618	240	2034	818	424	102	
ACQUITTED	920	56	514	202	128	20	
CONVICTED	28608	2811	16815	5761	2923	298	
ORIGINAL PLEA OF GUILTY	7796	938	4558	1423	782	95	
CHANGE PLEA TO GUILTY	16855	1593	10070	3355	1676	161	
JURY TRIAL	2798	191	1581	670	328	28	
COURT TRIAL	910	66	479	247	107	11	
TRIAL BY TRANSCRIPT	249	23	127	66	30	3	
SENTENCE	28608	2811	16815	5761	2923	298	
DEATH	0	0	0	0	0	0	
PRISON	6003	207	3423	1616	681	76	
YOUTH AUTHORITY	1303	638	649	0	3	13	
PROBATION	4292	339	2306	962	640	45	
PROBATION AND JAIL	14358	1475	8819	2607	1327	130	
JAIL	1417	116	812	326	145	18	
FINE	116	4	58	24	23	7	
CRC	877	18	645	164	43	9	
MDSO	236	13	99	2	60	8	
OTHER	6	1	4	0	1	0	

NOTE: DATA FOR SANTA CLARA COUNTY ARE NOT AVAILABLE.
IT IS ESTIMATED THAT THESE DATA ARE 35 PERCENT UNDERREPORTED. INDIVIDUAL COUNTIES MAY VARY.

DISPOSITION OF ADULT FELONY ARRESTS IN 57 COUNTIES, 1977
TYPE OF DISPOSITION BY AGE

TYPE OF DISPOSITION	TOTALS	AGE				UNKNOWN
		UNDER 20 YEARS	20-29 YEARS	30-39 YEARS	40 AND OVER	
DISPOSITION OF FELONY ARRESTS	100.00	12.86	57.89	18.17	10.26	.82
LAW ENFORCEMENT RELEASES	100.00	17.57	58.43	15.37	8.21	.43
COMPLAINTS DENIED	100.00	14.58	57.61	17.86	9.42	.52
COMPLAINTS FILED	100.00	12.01	57.88	18.55	10.65	.92
MISDEMEANOR	100.00	13.40	57.56	17.53	10.86	.66
FELONY	100.00	10.71	58.17	19.49	10.45	1.17
LOWER COURT DISPOSITIONS	100.00	13.11	57.65	17.75	10.71	.78
DISMISSED	100.00	10.85	59.36	18.63	10.26	.90
ACQUITTED	100.00	8.21	56.56	21.06	12.58	1.59
CONVICTED	100.00	14.24	56.86	17.29	10.90	.71
GUILTY PLFA	100.00	14.34	56.84	17.26	10.85	.72
JURY TRIAL	100.00	10.10	57.30	19.10	12.82	.68
COURT TRIAL	100.00	10.53	58.39	17.60	12.99	.49
SENTENCE	100.00	14.24	56.86	17.29	10.90	.71
YOUTH AUTHORITY	100.00	56.36	43.64	.00	.00	.00
PROBATION	100.00	14.70	54.02	17.75	12.91	.71
PROBATION AND JAIL	100.00	15.09	57.70	16.75	9.78	.67
JAIL	100.00	11.35	60.24	17.76	9.88	.78
FINE	100.00	14.09	57.73	16.99	10.44	.76
OTHER	100.00	16.88	59.07	16.88	6.33	.84
SUPERIOR COURT DISPOSITIONS	100.00	9.37	58.42	20.46	10.48	1.27
DISMISSED	100.00	6.63	56.22	22.61	11.72	2.82
ACQUITTED	100.00	6.09	55.87	21.96	13.91	2.17
CONVICTED	100.00	9.83	58.78	20.14	10.22	1.04
ORIGINAL PLEA OF GUILTY	100.00	12.03	58.47	18.25	10.03	1.22
CHANGE PLFA TO GUILTY	100.00	9.45	59.74	19.91	9.94	.96
JURY TRIAL	100.00	6.83	56.50	23.95	11.72	1.00
COURT TRIAL	100.00	7.25	52.64	27.14	11.76	1.21
TRIAL BY TRANSCRIPT	100.00	9.24	51.00	26.51	12.05	1.20
SENTENCE	100.00	9.83	58.78	20.14	10.22	1.04
DEATH	.00	.00	.00	.00	.00	.00
PRISON	100.00	3.45	57.02	26.92	11.34	1.27
YOUTH AUTHORITY	100.00	48.96	49.81	.00	.23	1.00
PROBATION	100.00	7.90	53.73	22.41	14.91	1.05
PROBATION AND JAIL	100.00	10.27	61.42	18.16	9.24	.91
JAIL	100.00	8.19	57.30	23.01	10.23	1.27
FINE	100.00	3.45	50.00	20.69	19.83	6.03
CRC	100.00	2.05	73.55	18.70	4.90	.80
MDSO	100.00	5.51	41.95	26.27	25.42	.85
OTHER	100.00	16.67	66.67	.00	16.67	.00

NOTE: DATA FOR SANTA CLARA COUNTY ARE NOT AVAILABLE,
IT IS ESTIMATED THAT THESE DATA ARE 35 PERCENT UNDERREPORTED. INDIVIDUAL COUNTIES MAY VARY.

DISPOSITION OF ADULT FELONY ARRESTS IN SUPERIOR COURTS OF 57 COUNTIES, 1977
 PRIOR CRIMINAL RECORD BY TYPE OF DISPOSITION

TYPE OF DISPOSITION	TOTALS	NO PRIOR RECORD	MISC. PRIOR RECORD	PRIOR CRIMINAL RECORD			UNKNOWN
				ONE PRIOR PRISON	TWO PRIOR PRISON	3-PLUS PRIOR PRISON	
SUPERIOR COURT DISPOSITIONS	33146	5954	21282	2867	1182	752	1109
DISMISSED	3618	640	2270	319	123	65	201
ACQUITTED	920	163	575	74	31	14	63
CONVICTED	28608	5151	18437	2474	1028	673	845
ORIGINAL PLEA OF GUILTY	7796	1755	4888	540	199	149	265
CHANGE PLEA TO GUILTY	16855	2795	11101	1464	633	397	465
JURY TRIAL	2798	401	1714	370	143	98	72
COURT TRIAL	910	150	575	84	40	24	37
TRIAL BY TRANSCRIPT	249	50	159	16	13	5	6
SENTENCE	28608	5151	18437	2474	1028	673	845
DEATH	0	0	0	0	0	0	0
PRISON	6003	366	3400	1199	524	376	138
YOUTH AUTHORITY	1303	277	1001	1	3	0	21
PROBATION	4292	1317	2525	164	62	40	184
PROBATION AND JAIL	14358	2939	9608	860	334	197	420
JAIL	1417	137	967	157	59	50	47
FINE	116	26	75	1	1	0	13
CRC	877	29	724	73	31	8	12
MDSO	236	58	134	19	14	2	9
OTHER	6	2	3	0	0	0	1

NOTE: DATA FOR SANTA CLARA COUNTY ARE NOT AVAILABLE.
 IT IS ESTIMATED THAT THESE DATA ARE 35 PERCENT UNDERREPORTED. INDIVIDUAL COUNTIES MAY VARY.
 THESE CONVICTED OFFENSE DATA INCLUDE BOTH MISDEMEANDRS AND FELONIES.

DISPOSITION OF ADULT FELONY ARRESTS IN SUPERIOR COURTS OF 57 COUNTIES, 1977
 PRIOR CRIMINAL RECORD BY TYPE OF DISPOSITION

TYPE OF DISPOSITION	TOTALS	NO PRIOR RECORD	MISC. PRIOR RECORD	PRIOR CRIMINAL RECORD			UNKNOWN
				ONE PRIOR PRISON	TWO PRIOR PRISON	3-PLUS PRIOR PRISON	
SUPERIOR COURT DISPOSITIONS	100.00	17.96	64.21	8.65	3.57	2.27	3.35
DISMISSED	100.00	17.69	62.74	8.82	3.40	1.80	5.56
ACQUITTED	100.00	17.72	62.50	8.04	3.37	1.52	6.85
CONVICTED	100.00	18.01	64.45	8.65	3.59	2.35	2.95
ORIGINAL PLEA OF GUILTY	100.00	22.51	62.70	6.93	2.55	1.91	3.40
CHANGE PLEA TO GUILTY	100.00	16.59	65.86	8.69	3.76	2.36	2.76
JURY TRIAL	100.00	14.33	61.26	13.22	5.11	3.50	2.57
COURT TRIAL	100.00	16.48	63.19	9.23	4.40	2.64	4.07
TRIAL BY TRANSCRIPT	100.00	20.08	63.86	6.43	5.22	2.01	2.41
SENTENCE	100.00	18.01	64.45	8.65	3.59	2.35	2.95
DEATH	.00	.00	.00	.00	.00	.00	.00
PRISON	100.00	6.10	56.64	19.97	8.73	6.26	2.30
YOUTH AUTHORITY	100.00	21.26	76.82	.08	.23	.00	1.61
PROBATION	100.00	30.68	58.83	3.82	1.44	.93	4.29
PROBATION AND JAIL	100.00	20.47	66.92	5.99	2.33	1.37	2.93
JAIL	100.00	9.67	68.24	11.08	4.16	3.53	3.32
FINE	100.00	22.41	64.66	.86	.86	.00	11.21
CRP	100.00	3.31	82.55	8.32	3.53	.91	1.37
MDSO	100.00	24.58	56.78	8.05	5.93	.85	3.81
OTHER	100.00	33.33	50.00	.00	.00	.00	16.67

189

NOTE: DATA FOR SANTA CLARA COUNTY ARE NOT AVAILABLE.
 IT IS ESTIMATED THAT THESE DATA ARE 95 PERCENT UNDERREPORTED. INDIVIDUAL COUNTIES MAY VARY.
 THESE CONVICTED OFFENSE DATA INCLUDE BOTH MISDEMEANORS AND FELONIES.

CONTINUED

3 OF 4

DISPOSITION OF ADULT FELONY ARRESTS IN SUPERIOR COURTS OF 57 COUNTIES, 1977
EXISTING CRIMINAL STATUS BY TYPE OF DISPOSITION

TYPE OF DISPOSITION	TOTALS	EXISTING CRIMINAL STATUS							
		NOT UNDER COMMTHNT	ON PROBATION	ON CRC PAROLE	YOUTH AUTHORITY PAROLE	ON PRISON PAROLE	SERVING NONPRSN TERM	SERVING PRISON TERM	UNKNOWN
SUPERIOR COURT DISPOSITIONS	33146	18578	8506	796	1201	2412	339	205	1109
DISMISSED	3618	2120	831	89	95	250	19	13	201
ACQUITTED	920	536	205	18	29	59	5	5	63
CONVICTED	28608	15922	7470	689	1077	2103	315	187	845
ORIGINAL PLEA OF GUILTY	7796	4497	2002	171	239	392	143	87	265
CHANGE PLEA TO GUILTY	16855	9238	4559	431	657	1278	158	69	465
JURY TRIAL	2798	1465	657	69	148	352	8	27	72
COURT TRIAL	910	558	201	15	27	65	4	3	37
TRIAL BY TRANSCRIPT	249	164	51	3	6	16	2	1	6
SENTENCE	28608	15922	7470	689	1077	2103	315	187	845
DEATH	0	0	0	0	0	0	0	0	0
PRISON	6003	2192	1612	277	369	1187	72	157	138
YOUTH AUTHORITY	1303	750	300	2	207	3	20	0	21
PROBATION	4292	3045	842	54	44	103	18	2	184
PROBATION AND JAIL	14358	8762	3818	241	362	612	126	17	420
JAIL	1417	617	415	43	69	143	72	11	47
FINE	116	66	36	0	0	0	1	0	13
CRC	877	329	395	72	21	44	4	0	12
MD&D	236	158	51	0	5	11	2	0	9
OTHER	6	3	1	0	1	0	0	0	1

NOTE: DATA FOR SANTA CLARA COUNTY ARE NOT AVAILABLE.
IT IS ESTIMATED THAT THESE DATA ARE 35 PERCENT UNDERREPORTED. INDIVIDUAL COUNTIES MAY VARY.
THESE CONVICTED OFFENSE DATA INCLUDE BOTH MISDEMEANORS AND FELONIES.

DISPOSITION OF ADULT FELONY ARRESTS IN SUPERIOR COURTS OF 57 COUNTIES, 1977
EXISTING CRIMINAL STATUS BY TYPE OF DISPOSITION

TYPE OF DISPOSITION	TOTALS	EXISTING CRIMINAL STATUS							
		NOT UNDER COMMTNNT	ON PROBATION	ON CRC PAROLE	YOUTH AUTHORITY PAROLE	ON PRISON PAROLE	SERVING NONPRSN TERM	SERVING PRISON TERM	UNKNOWN
SUPERIOR COURT DISPOSITIONS	100.00	56.05	25.66	2.40	3.62	7.28	1.02	.62	3.35
DISMISSED	100.00	58.60	22.97	2.46	2.63	6.91	.53	.36	5.56
ACQUITTED	100.00	58.26	22.28	1.96	3.15	6.41	.54	.54	6.85
CONVICTED	100.00	55.66	26.11	2.41	3.76	7.35	1.10	.65	2.95
ORIGINAL PLEA OF GUILTY	100.00	57.68	25.68	2.19	3.07	5.03	1.83	1.12	3.40
CHANGE PLEA TO GUILTY	100.00	54.81	27.05	2.56	3.90	7.58	.94	.41	2.76
JURY TRIAL	100.00	52.36	23.48	2.47	5.29	12.58	.29	.96	2.57
COURT TRIAL	100.00	61.32	22.09	1.65	2.97	7.14	.44	.33	4.07
TRIAL BY TRANSCRIPT	100.00	65.86	20.48	1.20	2.41	6.43	.80	.40	2.41
SENTENCE	100.00	55.66	26.11	2.41	3.76	7.35	1.10	.65	2.95
DEATH	.00	.00	.00	.00	.00	.00	.00	.00	.00
PRISON	100.00	36.52	26.85	4.61	6.13	19.77	1.20	2.62	2.30
YOUTH AUTHORITY	100.00	57.56	23.02	.15	15.89	.23	1.53	.00	1.61
PROBATION	100.00	70.95	19.62	1.26	1.03	2.40	.42	.05	4.29
PROBATION AND JAIL	100.00	61.03	26.59	1.68	2.52	4.26	.88	.12	2.93
JAIL	100.00	43.54	29.29	3.03	4.87	10.09	5.08	.78	3.32
FINE	100.00	56.90	31.03	.00	.00	.00	.86	.00	11.21
CRC	100.00	37.51	45.04	8.21	2.39	5.02	.46	.00	1.37
MDSO	100.00	64.95	21.61	.00	2.12	4.66	.85	.00	3.81
OTHER	100.00	50.00	16.67	.00	16.67	.00	.00	.00	16.67

NOTE: DATA FOR SANTA CLARA COUNTY ARE NOT AVAILABLE.
IT IS ESTIMATED THAT THESE DATA ARE 35 PERCENT UNDERREPORTED. INDIVIDUAL COUNTIES MAY VARY.
THESE CONVICTED OFFENSE DATA INCLUDE BOTH MISDEMEANDRS AND FELONIES.

DISPOSITION OF ADULT FELONY ARRESTS IN 57 CALIFORNIA COUNTIES, 1977^a

Disposition Level by County

Dispositions	County of disposition									
	Total	Alameda	Alpine	Amador	Butte	Calaveras	Colusa	Contra Costa	Del Norte	El Dorado
Total felony arrest dispositions	145,525 ^b	8,524	5	64	388	101	49	3,437	273	424
Law enforcement releases	12,829	162	0	0	27	1	0	595	37	7
Complaints denied	20,121	1,256	2	5	22	6	0	337	25	31
Complaints filed	112,553	7,106	3	59	339	94	49	2,505	211	386
Misdemeanor	54,294	3,198	0	10	79	21	20	1,288	89	121
Felony	58,259	3,908	3	49	260	73	29	1,217	122	265
Lower court dispositions	79,407	6,032	2	45	169	61	30	1,609	142	255
Dismissed	25,081	2,064	0	11	47	14	8	466	45	92
Acquitted	755	74	0	2	1	2	0	18	2	3
Convicted	53,571	3,894	2	32	121	45	22	1,125	95	160
Guilty plea	52,230	3,727	2	32	118	41	20	1,081	92	150
Jury trial	733	50	0	0	0	2	1	38	0	1
Court trial	608	117	0	0	3	2	1	6	3	9
Sentence	53,571	3,894	2	32	121	45	22	1,125	95	160
California Youth Authority	55	4	0	0	0	0	0	3	0	0
Straight probation	18,714	1,595	1	21	27	10	4	213	30	42
Probation and jail	19,757	1,057	0	3	36	14	9	336	7	53
County jail	9,528	965	1	4	43	9	6	362	37	33
Fine	5,280	209	0	4	15	12	3	195	21	31
Other	237	64	0	0	0	0	0	16	0	1
Superior court dispositions	33,146	1,074	1	14	170	33	19	896	69	131
Dismissed	3,618	127	0	2	16	4	3	53	6	31
Acquitted	920	13	0	1	6	0	1	10	3	1
Convicted	28,608	934	1	11	148	29	15	833	60	99
Original guilty plea	7,796	114	1	3	77	8	8	76	28	44
Not guilty to guilty	16,855	764	0	3	40	16	3	669	19	45
Jury trial	2,798	48	0	5	26	5	1	80	11	8
Court trial	910	8	0	0	3	0	3	8	2	2
Trial by transcript	249	0	0	0	2	0	0	0	0	0
Sentence	28,608	934	1	11	148	29	15	833	60	99
Death	0	0	0	0	0	0	0	0	0	0
State prison	6,003	107	0	3	52	5	6	115	15	11
California Youth Authority	1,303	30	0	3	1	0	0	52	1	2
Straight probation	4,292	202	0	2	19	6	0	81	4	17
Probation and jail	14,358	509	1	2	75	11	9	496	12	58
County jail	1,417	55	0	1	0	4	0	42	25	11
Fine	116	0	0	0	0	0	0	3	0	0
California Rehabilitation Center	877	25	0	0	1	1	0	36	0	0
State hospital - MDSO	236	5	0	0	0	2	0	8	3	0
Other	6	1	0	0	0	0	0	0	0	0

^aIt is estimated that these data are 35 percent underreported. Individual counties may vary. Data for Santa Clara County are not available.

^bTotal includes 22 arrests from state agencies released at local levels from unknown counties.

DISPOSITION OF ADULT FELONY ARRESTS IN 57 CALIFORNIA COUNTIES, 1977^a - CONTINUED

Disposition Level by County

Dispositions	County of disposition							
	Fresno	Glenn	Humboldt	Imperial	Inyo	Kern	Kings	Lake
Total felony arrest dispositions	2,896	113	694	473	97	3,020	597	222
Law enforcement releases	220	8	13	47	0	208	12	10
Complaints denied	299	0	29	18	4	103	13	9
Complaints filed	2,377	105	652	408	93	2,709	572	203
Misdemeanor	1,027	33	195	110	12	1,313	152	27
Felony	1,350	72	457	298	81	1,396	420	176
Lower court dispositions	2,247	47	460	314	45	2,122	429	87
Dismissed	998	9	169	77	17	681	179	28
Acquitted	11	0	3	10	1	11	0	2
Convicted	1,238	38	288	227	27	1,430	250	57
Guilty plea	1,200	37	285	222	25	1,409	243	52
Jury trial	31	1	2	0	0	15	3	1
Court trial	7	0	1	5	2	6	4	4
Sentence	1,238	38	288	227	27	1,430	250	57
California Youth Authority	2	0	0	1	0	5	0	0
Straight probation	241	7	133	72	6	637	56	20
Probation and jail	829	16	69	47	8	525	132	15
County jail	128	8	64	80	5	188	47	19
Fine	37	7	22	27	8	73	15	3
Other	1	0	0	0	0	2	0	0
Superior court dispositions	130	58	192	94	48	587	143	116
Dismissed	14	9	34	13	7	35	30	10
Acquitted	5	3	2	3	1	13	6	9
Convicted	111	46	156	78	40	539	107	97
Original guilty plea	52	25	42	34	28	319	23	30
Not guilty to guilty	32	7	83	36	11	160	48	47
Jury trial	27	11	28	6	1	58	36	17
Court trial	0	3	3	2	0	1	0	3
Trial by transcript	0	0	0	0	0	1	0	0
Sentence	111	46	156	78	40	539	107	97
Death	0	0	0	0	0	0	0	0
State prison	50	15	48	17	6	162	42	37
California Youth Authority	4	4	4	3	0	21	5	3
Straight probation	3	3	26	18	12	70	6	9
Probation and jail	43	23	59	25	17	240	41	29
County jail	1	1	15	7	2	19	1	15
Fine	0	0	0	0	2	3	1	1
California Rehabilitation Center	10	0	1	7	0	18	10	3
State hospital - MDSO	0	0	3	1	1	6	1	0
Other	0	0	0	0	0	0	0	0

193

^aIt is estimated that these data are 35 percent underreported. Individual counties may vary. Data for Santa Clara County are not available.

DISPOSITION OF ADULT FELONY ARRESTS IN 57 CALIFORNIA COUNTIES, 1977^a - CONTINUED

Disposition Level by County

Dispositions	County of disposition							
	Lassen	Los Angeles	Madera	Marin	Mariposa	Mendocino	Merced	Modoc
Total felony arrest dispositions	102	60,187	530	859	64	367	650	48
Law enforcement releases	0	8,433	10	0	0	19	2	0
Complaints denied	7	11,269	1	133	0	4	2	1
Complaints filed	95	40,485	519	726	64	344	646	47
Misdemeanor	27	25,355	120	318	16	102	223	9
Felony	68	15,130	399	408	48	242	423	38
Lower court dispositions	54	27,918	267	501	34	206	359	19
Dismissed	17	7,314	89	140	8	59	143	6
Acquitted	0	302	3	9	0	3	0	0
Convicted	37	20,302	175	352	26	144	216	13
Guilty plea	37	19,829	168	344	26	124	211	11
Jury trial	0	255	7	5	0	3	2	1
Court trial	0	218	0	3	0	17	3	1
Sentence	37	20,302	175	352	26	144	216	13
California Youth Authority	0	10	1	1	0	0	0	1
Straight probation	7	7,718	11	133	10	29	40	9
Probation and jail	7	6,659	74	173	3	40	58	1
County jail	12	3,645	76	35	5	51	60	0
Fine	11	2,185	13	10	8	23	58	2
Other	0	85	0	0	0	1	0	0
Superior court dispositions	41	12,567	252	225	30	138	287	28
Dismissed	3	1,572	48	8	0	7	26	2
Acquitted	1	502	11	8	1	8	7	0
Convicted	37	10,493	193	209	29	123	254	26
Original guilty plea	25	1,722	36	26	14	63	100	11
Not guilty to guilty	10	7,157	98	123	14	33	102	8
Jury trial	1	851	54	28	1	27	33	7
Court trial	1	571	3	32	0	0	16	0
Trial by transcript	0	192	2	0	0	0	3	0
Sentence	37	10,493	193	209	29	123	254	26
Death	0	0	0	0	0	0	0	0
State prison	27	1,860	80	39	2	47	51	6
California Youth Authority	0	578	21	3	2	7	5	0
Straight probation	1	1,960	13	11	17	8	10	7
Probation and jail	8	5,022	63	144	8	40	169	10
County jail	1	604	8	7	0	20	3	2
Fine	0	63	0	0	0	0	1	0
California Rehabilitation Center	0	328	3	1	0	1	13	1
State hospital - MDSO	0	78	5	4	0	0	2	0
Other	0	0	0	0	0	0	0	0

^aIt is estimated that these data are 35 percent underreported. Individual counties may vary. Data for Santa Clara County are not available.

DISPOSITION OF ADULT FELONY ARRESTS IN 57 CALIFORNIA COUNTIES, 1977^a - CONTINUED

Disposition Level by County

Dispositions	County of disposition							
	Mono	Monterey	Napa	Nevada	Orange	Placer	Plumas	Riverside
Total felony arrest dispositions	48	1,319	190	165	10,262	356	48	3,513
Law enforcement releases	0	6	1	2	451	13	12	149
Complaints denied	1	113	2	6	1,108	2	7	395
Complaints filed	47	1,200	187	157	8,703	341	29	2,969
Misdemeanor	13	551	43	66	4,649	89	8	1,607
Felony	34	649	144	91	4,054	252	21	1,362
Lower court dispositions	25	923	141	111	6,522	214	12	2,288
Dismissed	2	318	30	23	2,132	84	5	671
Acquitted	1	13	0	1	52	0	0	25
Convicted	22	592	111	87	4,338	130	7	1,592
Guilty plea	22	558	110	83	4,268	129	6	1,559
Jury trial	0	26	0	2	56	1	0	16
Court trial	0	8	1	2	14	0	1	17
Sentence	22	592	111	87	4,338	130	7	1,592
California Youth Authority	0	1	0	0	0	0	0	1
Straight probation	7	182	26	16	1,443	40	3	796
Probation and jail	12	258	41	43	2,007	27	0	523
County jail	2	90	23	20	431	32	1	177
Fine	1	57	21	8	432	30	3	90
Other	0	4	0	0	25	1	0	5
Superior court dispositions	22	277	46	46	2,181	127	17	681
Dismissed	1	29	0	6	118	38	1	75
Acquitted	0	3	0	0	37	4	4	20
Convicted	21	245	46	40	2,026	85	12	586
Original guilty plea	5	96	18	21	989	25	4	266
Not guilty to guilty	12	108	21	9	825	50	5	231
Jury trial	1	31	6	3	167	10	3	65
Court trial	1	6	1	7	32	0	0	24
Trial by transcript	2	4	0	0	13	0	0	0
Sentence	21	245	46	40	2,026	85	12	586
Death	0	0	0	0	0	0	0	0
State prison	3	67	11	9	423	14	5	158
California Youth Authority	0	4	0	1	63	5	0	27
Straight probation	2	30	8	4	136	19	2	58
Probation and jail	11	115	21	19	1,314	43	4	322
County jail	3	23	2	7	38	2	1	11
Fine	1	0	0	0	1	0	0	1
California Rehabilitation Center	0	5	3	0	34	0	0	3
State hospital - MDSO	1	1	1	0	15	2	0	6
Other	0	0	0	0	2	0	0	0

^aIt is estimated that these data are 35 percent underreported. Individual counties may vary. Data for Santa Clara County are not available.

DISPOSITION OF ADULT FELONY ARRESTS IN 57 CALIFORNIA COUNTIES, 1977^a - CONTINUED

Disposition Level by County

Dispositions	County of disposition							
	Sacramento	San Benito	San Bernardino	San Diego	San Francisco	San Joaquin	San Luis Obispo	San Mateo
Total felony arrest dispositions . . .	5,185	91	4,622	10,761	6,500	2,241	601	2,783
Law enforcement releases . . .	72	1	656	1,390	4	1	1	34
Complaints denied . . .	382	0	560	1,473	1,585	115	47	90
Complaints filed . . .	4,731	90	3,406	7,898	4,911	2,125	553	2,659
Misdemeanor . . .	1,339	40	1,395	2,863	1,796	591	327	872
Felony . . .	3,392	50	2,011	5,035	3,115	1,534	226	1,787
Lower court dispositions . . .	3,540	68	2,594	5,094	3,128	1,548	411	1,698
Dismissed . . .	1,440	18	829	1,571	1,312	519	153	678
Acquitted . . .	10	2	20	76	18	5	2	9
Convicted . . .	2,090	48	1,745	3,447	1,798	1,024	256	1,011
Guilty plea . . .	2,073	43	1,724	3,330	1,756	1,013	255	990
Jury trial . . .	11	1	17	68	9	9	1	18
Court trial . . .	6	4	4	49	33	2	0	3
Sentence . . .	2,090	48	1,745	3,447	1,798	1,024	256	1,011
California Youth Authority . . .	3	0	2	5	1	0	0	0
Straight probation . . .	593	11	541	1,523	140	339	85	330
Probation and jail . . .	571	4	754	1,311	1,344	603	124	420
County jail . . .	497	13	328	395	237	41	30	157
Fine . . .	424	20	118	203	74	41	16	94
Other . . .	2	0	2	10	2	0	1	10
Superior court dispositions . . .	1,191	22	812	2,804	1,783	577	142	961
Dismissed . . .	150	2	74	199	208	63	9	112
Acquitted . . .	19	0	35	40	22	9	2	6
Convicted . . .	1,022	20	703	2,565	1,553	505	131	843
Original guilty plea . . .	383	7	316	753	391	30	49	315
Not guilty to guilty . . .	516	4	277	1,605	1,012	395	72	417
Jury trial . . .	110	9	97	166	113	74	8	99
Court trial . . .	12	0	12	40	29	3	2	10
Trial by transcript . . .	1	0	1	1	8	3	0	2
Sentence . . .	1,022	20	703	2,565	1,553	505	131	843
Death . . .	0	0	0	0	0	0	0	0
State prison . . .	278	11	202	464	350	155	51	186
California Youth Authority . . .	42	0	52	83	57	10	5	21
Straight probation . . .	105	3	113	371	164	103	15	169
Probation and jail . . .	503	5	266	1,380	915	220	45	403
County jail . . .	65	1	32	76	55	12	9	30
Fine . . .	4	0	2	13	0	0	2	2
California Rehabilitation Center . . .	10	0	31	151	10	1	1	23
State hospital - MDSO . . .	15	0	5	27	2	2	2	9
Other . . .	0	0	0	0	0	2	1	0

961

^aIt is estimated that these data are 35 percent underreported. Individual counties may vary. Data for Santa Clara County are not available.

DISPOSITION OF ADULT FELONY ARRESTS IN 57 CALIFORNIA COUNTIES, 1977^a - CONTINUED

Disposition Level by County

Dispositions	County of disposition							
	Santa Barbara	Santa Cruz	Shasta	Sierra	Siskiyou	Solano	Sonoma	Stanislaus
Total felony arrest dispositions	1,341	1,124	610	30	155	1,496	1,094	1,864
Law enforcement releases	31	1	4	2	14	17	13	22
Complaints denied	171	70	0	1	7	22	42	96
Complaints filed	1,139	1,053	606	27	134	1,457	1,039	1,746
Misdemeanor	745	311	75	6	23	331	433	480
Felony	394	742	531	21	111	1,126	606	1,266
Lower court dispositions	920	616	157	17	50	1,047	728	1,057
Dismissed	220	249	33	3	19	368	291	359
Acquitted	7	1	0	0	0	6	7	6
Convicted	693	366	124	14	31	673	430	692
Guilty plea	682	349	116	14	30	663	421	675
Jury trial	7	7	1	0	1	7	6	14
Court trial	4	10	7	0	0	3	3	3
Sentence	693	366	124	14	31	673	430	692
California Youth Authority	1	3	0	0	0	0	0	0
Straight probation	210	77	44	8	17	250	178	149
Probation and jail	182	148	36	2	2	241	102	130
County jail	212	85	28	3	5	122	117	180
Fine	88	53	16	1	7	58	33	233
Other	0	0	0	0	0	2	0	0
Superior court dispositions	219	437	449	10	84	410	311	689
Dismissed	17	53	25	1	23	18	71	96
Acquitted	3	4	4	0	3	7	10	28
Convicted	199	380	420	9	58	385	230	565
Original guilty plea	44	115	174	5	35	184	31	176
Not guilty to guilty	113	213	210	4	22	147	153	261
Jury trial	22	42	29	0	1	47	42	122
Court trial	20	5	7	0	0	4	3	6
Trial by transcript	0	5	0	0	0	3	1	0
Sentence	199	380	420	9	58	385	230	565
Death	0	0	0	0	0	0	0	0
State prison	54	87	65	0	23	107	63	151
California Youth Authority	6	24	11	0	4	3	17	33
Straight probation	18	46	52	4	13	162	39	3
Probation and jail	100	200	240	5	7	85	64	334
County jail	16	11	45	0	7	14	17	15
Fine	0	1	2	0	1	2	1	0
California Rehabilitation Center	4	8	5	0	2	11	25	28
State hospital - MDSO	1	3	0	0	1	1	4	1
Other	0	0	0	0	0	0	0	0

^aIt is estimated that these data are 35 percent underreported. Individual counties may vary. Data for Santa Clara County are not available.

DISPOSITION OF ADULT FELONY ARRESTS IN 57 CALIFORNIA COUNTIES, 1977^a - CONTINUED

Disposition Level by County

Dispositions	County of disposition							
	Sutter	Tehama	Trinity	Tulare	Tuolumne	Ventura	Yolo	Yuba
Total felony arrest dispositions . . .	145	217	50	1,118	208	2,056	712	414
Law enforcement releases	1	1	0	36	0	75	4	4
Complaints denied	12	0	4	41	9	120	26	38
Complaints filed	132	216	46	1,041	199	1,861	682	372
Misdemeanor	43	38	6	364	52	837	293	143
Felony	89	178	40	677	147	1,024	389	229
Lower court dispositions	86	107	18	756	121	1,199	524	233
Dismissed	25	36	4	264	36	401	211	96
Acquitted	1	1	0	11	10	6	3	5
Convicted	60	70	14	481	75	792	310	132
Guilty plea	58	67	14	456	74	779	305	122
Jury trial	1	0	0	22	1	5	5	3
Court trial	1	3	0	3	0	8	0	7
Sentence	60	70	14	481	75	792	310	132
California Youth Authority	0	0	0	0	0	9	1	0
Straight probation	14	32	5	85	28	327	85	58
Probation and jail	8	11	4	198	18	352	74	36
County jail	20	18	1	177	12	61	101	29
Fine	18	9	4	21	17	40	49	9
Other	0	0	0	0	0	3	0	0
Superior court dispositions	46	109	28	285	78	662	158	139
Dismissed	4	13	8	35	16	53	26	14
Acquitted	2	4	3	17	2	7	2	8
Convicted	40	92	17	233	60	602	130	117
Original guilty plea	23	54	7	30	20	232	59	30
Not guilty to guilty	13	24	5	152	24	305	54	68
Jury trial	4	11	2	47	13	50	17	17
Court trial	0	3	3	4	1	12	0	2
Trial by transcript	0	0	0	0	2	3	0	0
Sentence	40	92	17	233	60	602	130	117
Death	0	0	0	0	0	0	0	0
State prison	9	18	2	48	23	112	26	25
California Youth Authority	1	3	0	17	2	45	7	11
Straight probation	10	5	3	5	5	78	14	28
Probation and jail	12	41	4	125	27	307	67	40
County jail	7	24	6	5	1	22	9	7
Fine	0	0	0	0	2	4	1	2
California Rehabilitation Center	1	1	0	27	0	28	5	1
State hospital - MDSO	0	0	2	6	0	6	1	3
Other	0	0	0	0	0	0	0	0

^aIt is estimated that these data are 35 percent underreported. Individual counties may vary. Data for Santa Clara County are not available.

HOW TO USE OBTS DATA

The following list suggests ideas and ways that OBTS data have been, are, and can be, put to use by criminal justice agencies. This list is constantly expanding as agencies discover new applications for OBTS data.

1. Monitor the effectiveness and/or performance of the California or county criminal justice system.
2. Establish basic standards of performance to increase the efficiency and effectiveness of criminal justice agencies at each disposition level (i.e., law enforcement, prosecutor, lower court, and superior court).
3. Perform a cost benefit analysis of the criminal justice system.
4. Identify "bottlenecks" in the county JUS 8715 reporting system.
5. Make budgetary projections based on increased or decreased criminal activity.
6. Determine special training needs among contributing agencies.
7. Analyze crime patterns by comparing the dispositions of felony arrests by a specific law enforcement agency to the disposition patterns of other agencies, the county, or the state.
8. Analyze the effectiveness of local law enforcement agency procedures in dealing with specific crimes.
9. Effect legislative action to change the laws of the land. (Example: "No Probation Legislation" resulting from SB 237.)
10. Change court bail and sentencing standards for prostitution arrests.
11. Determine how the state and county criminal justice system deals with arrestees/defendants in terms of personal characteristics such as race, sex, and age.
12. Resource material for the preparation of annual plans by regional criminal justice planning agencies.
13. Monitor and control the internal reporting procedures used in local agencies by comparing their "reported" data with the state "published" data.
14. Monitor the effect of "plea bargaining" upon the judicial process for specific crimes (e.g., burglary arrests).
15. To justify specialized equipment to enhance law enforcement activities.
16. Monitor the effect of special law enforcement field equipment upon the type of court dispositions and the length of processing time from arrest to final disposition.
17. Identify and justify the need for special programs. (Example: Victim - Witness Program)
18. Provide information on the prior record and criminal status of career criminals for recidivism studies. (OBTS and OBCA data bases.)
19. Reference material for the publication of magazine and journal articles on the California criminal justice system.
20. Press releases to the news media on police, prosecutor or court dispositions of persons arrested on felony charges.
21. To justify the application for grant funds to build or enlarge county criminal justice facilities.
22. To justify additional sworn and civilian law enforcement personnel.
23. To show police department production to the City Manager and City Council.
24. Monitor the quality of felony arrests made by individual police officers.

Revised 2/3/78

**A COMPARISON OF STATEWIDE AND SAMPLE COUNTY 1975
DISPOSITIONS OF ADULTS ARRESTED ON FELONY CHARGES**

Percent Distribution by Disposition Level and Selected Jurisdictions

Disposition	Statewide (56 counties) ^a	Sample County	Selected Sample County Arresting Agencies					
			Agency A	Agency B	Agency C	Agency D	Agency E	Agency F
Total felony arrest dispositions	174,069	19,698	9,598	3,793	1,326	684	506	1,038
Percent distribution	100.0	100.0	100.0	100.0	100.0	100.0	100.0	100.0
Law enforcement releases	8.5	11.1	20.1	0.7	8.6	7.3	6.7	0.0
Insufficient evidence	3.2	8.5	16.5	0.2	2.8	4.1	0.4	0.0
Exonerated	0.4	0.1	0.1	0.1	0.4	0.0	0.6	0.0
Victim refuses to prosecute	1.0	1.4	2.5	0.1	1.7	1.2	0.2	0.0
Further investigation	0.8	0.4	0.7	0.0	0.8	0.4	0.0	0.0
Other agency	2.6	0.6	0.4	0.4	2.2	1.2	5.5	0.0
Unspecified, other	0.5	0.1	0.0	0.0	0.7	0.4	0.0	0.0
Complaints denied	13.5	13.1	14.9	11.0	18.0	17.0	14.8	8.7
Lack of corpus	2.4	0.7	0.8	0.9	0.1	0.1	0.0	1.8
Lack of probable cause	6.9	8.0	7.9	6.9	16.8	12.9	13.2	3.6
Interest of justice	0.5	0.7	1.2	0.3	0.0	0.0	0.0	0.4
Victim refuses to prosecute	1.3	0.4	0.2	0.7	0.4	1.8	0.4	0.5
Illegal search and seizure	1.1	2.5	3.8	1.7	0.2	1.5	0.8	1.3
Witness unavailable	0.0	0.0	0.1	0.0	0.0	0.0	0.0	0.1
Combined	0.1	0.0	0.0	0.0	0.0	0.0	0.0	0.6
Other	1.2	0.7	0.9	0.4	0.6	0.7	0.4	0.4
Complaints filed	70.5	67.3	61.2	71.4	69.9	70.6	73.9	85.6
Misdemeanor complaints	39.2	39.4	35.8	45.2	27.1	42.7	39.3	64.5
Felony complaints	31.4	27.9	25.3	26.3	42.8	27.9	34.6	21.1
Lower court dispositions	56.1	57.4	47.5	71.5	57.9	56.3	53.0	81.7
Not convicted	25.6	32.1	27.9	44.3	22.9	22.5	24.9	48.5
Dismissed	25.0	31.4	27.4	43.4	21.8	22.2	24.3	48.0
Acquitted	0.5	0.5	0.5	0.8	0.8	0.3	0.6	0.5
Juvenile court	0.0	0.0	0.0	0.1	0.3	0.0	0.0	0.1
Convicted	30.4	25.4	19.6	27.1	35.0	33.7	28.0	33.3
Guilty plea	27.8	23.4	18.2	24.4	33.8	31.7	25.1	29.2
Nolo	1.9	1.3	0.8	1.9	0.5	0.8	2.0	3.1
Court	0.4	0.3	0.2	0.2	0.3	0.6	0.8	0.3
Jury	0.3	0.5	0.3	0.7	0.4	0.6	0.2	0.7
Sentenced	30.4	25.4	19.6	27.1	35.0	33.7	28.0	33.3
CYA	0.0	0.0	0.0	0.1	0.0	0.0	0.0	0.3
Straight probation	12.5	15.1	12.1	15.4	18.5	15.4	17.4	19.7
Probation/jail	10.3	6.9	5.0	7.6	10.6	11.4	8.3	9.8
Jail	4.6	2.0	1.4	2.9	2.9	4.6	1.8	3.2
Fine	3.1	1.3	1.0	1.3	2.9	2.5	0.6	0.3
Other	0.0	0.0	0.0	0.0	0.0	0.0	0.0	0.0
Superior court dispositions	22.0	18.4	17.4	16.9	15.5	19.4	25.5	9.5
Not convicted	4.0	2.3	2.3	2.3	1.5	1.5	2.2	0.5
Dismissed	2.7	1.5	1.5	1.6	1.0	0.7	1.4	0.5
Acquitted	0.7	0.5	0.5	0.5	0.3	0.0	0.4	0.0
Not guilty - insanity	0.0	0.0	0.0	0.0	0.0	0.0	0.0	0.0
Juvenile court, other	0.5	0.3	0.3	0.2	0.2	0.7	0.4	0.0
Convicted	18.0	16.1	15.1	14.6	14.0	18.0	23.3	9.1
Guilty plea	4.0	3.9	3.5	4.4	3.5	3.4	6.7	2.4
Not guilty to guilty	10.8	9.5	8.9	8.2	8.7	11.0	14.0	5.3
Nolo	0.7	1.1	1.0	1.1	1.0	1.6	1.6	0.6
Jury	1.4	1.2	1.4	0.7	0.6	1.9	0.6	0.7
Court	0.6	0.1	0.1	0.1	0.2	0.0	0.2	0.1
Transcript	0.4	0.2	0.2	0.2	0.1	0.1	0.2	0.0
Sentence	18.0	16.1	15.1	14.6	14.0	18.0	23.3	9.1
Death, prison	2.6	2.9	2.9	3.0	1.5	4.2	4.5	1.9
CYA	0.8	0.5	0.6	0.6	0.2	0.9	0.8	0.1
Straight probation	3.9	4.0	3.5	3.8	3.5	4.4	5.5	2.3
Probation/jail	8.9	7.1	6.4	5.8	7.9	6.3	10.7	4.0
Jail	1.0	0.5	0.6	0.6	0.5	0.7	0.4	0.1
Fine	0.1	0.0	0.0	0.0	0.2	0.0	0.0	0.0
CRC	0.6	0.7	0.8	0.6	0.1	1.3	1.0	0.3
MDSO	0.1	0.2	0.2	0.2	0.1	0.1	0.4	0.3

^aData for Alameda and Santa Clara counties are not included.
Note: Percents may not total 100.0 due to rounding.

**A COMPARISON OF STATEWIDE AND SAMPLE COUNTY 1976
DISPOSITIONS OF ADULTS ARRESTED ON FELONY CHARGES**

Percent Distribution by Disposition Level and Selected Jurisdictions

Disposition	Statewide (57 counties) ^a	Sample county	Selected sample county arresting agencies					
			Agency A	Agency B	Agency C	Agency D	Agency E	Agency F
Total felony arrest dispositions	157,537	13,456	6,565	2,275	1,090	523	443	766
Percent distribution	100.0	100.0	100.0	100.0	100.0	100.0	100.0	100.0
Law enforcement releases	6.7	10.3	18.9	0.7	8.5	2.1	4.1	0.0
Insufficient evidence	3.4	7.6	14.7	0.5	3.3	0.8	3.2	0.0
Exonerated	0.6	0.1	0.1	0.1	0.5	0.0	0.7	0.0
Victim refuses to prosecute	1.1	1.8	3.2	0.0	2.7	0.0	0.2	0.0
Further investigation	0.8	0.5	0.8	0.0	1.2	0.4	0.0	0.0
Unspecified, other	0.8	0.2	0.1	0.0	0.9	1.0	0.0	0.0
Complaints denied	13.7	11.2	11.8	9.6	13.7	16.3	9.3	11.7
Lack of corpus	2.3	1.7	1.9	1.7	1.8	1.0	2.0	2.2
Lack of probable cause	6.8	5.9	6.0	4.9	6.9	11.5	5.6	5.2
Interest of justice	0.6	0.3	0.4	0.1	0.4	0.6	0.2	0.7
Victim refuses to prosecute	1.6	0.9	0.6	1.0	1.2	1.9	1.1	0.5
Illegal search and seizure	0.7	0.9	1.1	0.9	0.6	0.2	0.2	2.1
Witness unavailable	0.1	0.1	0.3	0.0	0.0	0.0	0.0	0.3
Combined	0.1	0.0	0.0	0.1	0.0	0.0	0.0	0.3
Other	1.6	1.2	1.6	0.9	2.8	1.1	0.0	0.5
Complaints filed	74.6	73.0	66.2	78.6	75.3	80.9	85.3	83.7
Misdemeanor complaints	40.9	36.6	30.0	43.7	43.2	37.3	38.4	51.8
Felony complaints	33.7	36.4	36.2	34.9	32.1	43.6	47.0	31.9
Lower court dispositions	56.7	52.9	44.5	60.8	61.0	52.8	54.6	71.7
Not convicted	20.5	21.6	20.3	25.1	25.3	17.2	16.3	25.1
Dismissed	19.9	20.7	19.4	24.1	24.1	16.4	15.1	24.5
Acquitted	0.6	0.8	0.8	0.8	1.2	0.8	1.1	0.5
Juvenile court	0.1	0.1	0.1	0.1	0.0	0.0	0.0	0.0
Convicted	36.2	31.3	24.2	35.8	35.7	35.6	38.4	46.6
Guilty plea	32.4	28.4	21.8	33.1	32.8	32.1	34.3	42.2
Nolo	2.6	2.0	1.5	1.9	1.4	1.9	2.7	3.4
Court	0.6	0.4	0.4	0.2	0.6	0.6	0.9	0.1
Jury	0.5	0.5	0.4	0.5	0.8	1.0	0.5	0.9
Sentenced	36.2	31.3	24.2	35.8	35.7	35.6	38.4	46.6
CYA	0.1	0.0	0.0	0.1	0.0	0.0	0.0	0.0
Straight probation	12.9	17.1	12.6	18.8	18.6	19.9	21.9	28.5
Probation/jail	12.4	8.2	7.0	9.2	9.0	9.8	12.4	9.5
Jail	6.1	3.0	2.7	3.6	2.1	3.1	2.0	5.9
Fine	4.3	2.8	1.8	3.9	5.7	2.9	2.0	2.7
Other	0.4	0.1	0.1	0.1	0.3	0.0	0.0	0.0
Superior court dispositions	22.9	25.7	24.8	28.8	16.8	28.9	32.1	16.6
Not convicted	3.5	2.3	2.2	2.5	1.7	1.5	2.9	1.7
Dismissed	2.8	2.0	1.9	2.1	1.3	1.3	2.0	1.7
Acquitted	0.7	0.3	0.3	0.4	0.5	0.2	0.9	0.0
Not guilty - insa...	0.0	0.0	0.0	0.0	0.0	0.0	0.0	0.0
Juvenile court, other	0.0	0.0	0.0	0.0	0.0	0.0	0.0	0.0
Convicted	19.4	23.3	22.7	26.3	15.0	27.3	29.1	14.9
Guilty plea	4.6	6.3	5.8	7.2	3.9	5.4	7.0	4.0
Not guilty to guilty	11.5	13.3	13.1	14.7	7.9	18.5	20.1	9.9
Nolo	0.8	1.7	1.6	1.8	1.3	1.5	1.6	0.3
Jury	1.7	1.6	1.7	2.2	1.6	1.1	0.5	0.4
Court	0.6	0.3	0.3	0.4	0.4	0.6	0.0	0.1
Transcript	0.3	0.1	0.1	0.0	0.0	0.2	0.0	0.1
Sentence	19.4	23.3	22.7	26.3	15.0	27.3	29.1	14.9
Death, prison	3.5	4.0	4.0	5.2	2.4	5.0	1.8	4.2
CYA	1.0	0.8	0.6	1.7	0.2	0.6	0.5	0.7
Straight probation	3.3	4.7	4.3	4.9	2.3	4.8	6.5	2.3
Probation/jail	9.6	11.3	10.9	12.3	8.9	14.1	15.6	6.3
Jail	1.0	0.8	0.6	1.1	0.8	1.1	1.4	0.4
Fine	0.1	0.1	0.2	0.1	0.2	0.0	0.0	0.0
CRC	0.7	1.3	1.7	0.8	0.1	1.7	3.4	0.9
MDSO	0.1	0.2	0.3	0.2	0.2	0.0	0.0	0.1

^aData for Santa Clara County are not included.
Note: Percents may not total 100.0 due to rounding.

SAMPLE

DISPOSITION

SAMPLE

	TOTAL	CDC	CYA	CRC	MDSJ	PROBATION	JAIL	FINE	ALL OTHER	DISMISSED ACQUITTED
TOTAL BASE GROUP (A)	24,691	4,340	1,192	850	174	16,775	1,216	117	16	0
NO PRIOR FELONY CONVICTIONS	15,035									
NUMBER OF PRIOR FELONY CONVICTIONS	15,924	2,794	1,323	1,445	62	8,652	1,560	50	1	
ONE	4,715	675	421	260	31	3,069	244	15	0	
TWO	2,270	841	411	429	22	2,402	424	8	0	
THREE	1,071	651	266	350	7	1,553	372	5	0	
FOUR	458	356	109	215	1	895	241	4	1	
FIVE	162	164	60	121	1	409	141	7	0	
SIX OR MORE	111	107	56	70	0	324	138	11	0	
NO PRIOR CONVICTIONS	15,702									
NUMBER OF PRIOR CONVICTIONS	16,869	2,794	1,323	1,445	62	8,652	1,560	50	1	
ONE	4,757	632	399	242	29	2,930	224	15	0	
TWO	2,323	819	406	403	22	2,343	403	7	0	
THREE	1,165	652	278	369	9	1,625	354	6	0	
FOUR	512	390	114	217	1	931	266	4	1	
FIVE	196	175	50	129	0	425	140	7	0	
SIX OR MORE	146	126	76	85	1	398	173	11	0	
NO PRIOR DISPOSITIONS	14,737									
NUMBER OF PRIOR DISPOSITIONS	20,805	2,794	1,362	1,457	64	9,139	1,938	66	2	3,983
ONE	4,737	522	356	183	27	2,615	249	22	0	763
TWO	2,354	671	353	312	20	2,189	370	8	1	784
THREE	1,407	631	273	353	13	1,711	407	9	0	824
FOUR	742	434	160	242	1	1,139	355	6	1	630
FIVE	385	268	105	186	1	702	215	6	0	442
SIX OR MORE	329	268	115	181	2	783	342	15	0	540

(A) BASE GROUP CONSISTS OF DEFENDANTS IDENTIFIED IN TITLE OF REPORT.

SAMPLE

SAMPLE

DISPOSITION

SAMPLE

	TOTAL	CDC	CYA	CRC	MDSO	PROBATION	JAIL	FINE	ALL OTHER	DISMISSED ACQUITTED
TOTAL BASE GROUP (A)	62,552	4,549	17,637	17,940	342	35,570	4,861	662	0	12,970
NO SUBSEQUENT FELONY CONVICTIONS	41,300									
NUMBER OF SUBSEQUENT FELONY CONVICTIONS	27,939	6,261	932	2,692	102	15,136	2,742	72	1	
ONE	12,685	2,727	389	853	70	7,497	1,104	43	1	
TWO	4,303	2,032	278	914	23	4,454	884	14	0	
THREE	1,374	946	156	529	7	2,028	450	6	0	
FOUR	389	350	69	258	2	686	187	4	0	
FIVE	134	135	19	108	0	320	84	4	0	
SIX OR MORE	47	64	21	30	0	151	33	1	0	
NO SUBSEQUENT CONVICTIONS	43,326									
NUMBER OF SURSEQUENT CONVICTIONS	29,117	6,261	932	2,692	102	15,136	2,742	72	1	
ONE	12,931	2,668	377	832	69	7,295	1,069	42	1	
TWO	4,480	2,044	283	896	24	4,496	864	15	0	
THREE	1,487	966	160	547	6	2,118	485	6	0	
FOUR	420	376	69	262	3	715	196	4	0	
FIVE	145	137	22	118	0	334	90	4	0	
SIX OR MORE	57	70	21	37	0	178	38	1	0	
NO SUBSEQUENT DISPOSITIONS	40,698									
NUMBER OF SUBSEQUENT DISPOSITIONS	35,981	6,261	946	2,705	103	15,699	3,295	106	1	6,865
ONE	13,212	2,223	337	685	64	6,623	1,128	62	0	2,090
TWO	5,241	1,918	274	810	25	4,504	955	21	0	1,975
THREE	2,124	1,133	165	589	10	2,487	656	11	1	1,320
FOUR	766	522	83	339	3	1,131	278	6	0	702
FIVE	336	280	53	187	0	563	157	2	0	438
SIX OR MORE	175	185	34	95	1	391	121	4	0	340

(A) BASE GROUP CONSISTS OF DEFENDANTS IDENTIFIED IN TITLE OF REPORT.

SAMPLE

HOW YOU CAN HELP

- ➔ INITIATE A JUS 8715 FOR EACH FELONY AND RETAINABLE MISDEMEANOR ARREST.
- ➔ COMPLETE THE JUS 8715 ACCURATELY, LEGIBLY, AND ENTIRELY.
- ➔ FORWARD THE JUS 8715 TO THE NEXT OPERATIONAL LEVEL.
- ➔ SEND ALL FINAL DISPOSITIONS TO DOJ.
- ➔ REVIEW YOUR COUNTY'S JUS 8715 SYSTEM FOR "BOTTLENECKS".
- ➔ USE THE OBTS DATA IN YOUR AGENCY.
- ➔ COOPERATE WITH OTHER AGENCIES IN YOUR COUNTY IN REPORTING CRIMINAL JUSTICE DATA.

OBTS WORKSHOP CRITIQUE

All persons attending the OBTS workshop are requested to evaluate the training session. These critiques will be used by the Bureau of Criminal Statistics to evaluate the scope of the material presented, the effectiveness of the presentation, the overall response by user agencies, and ways in which future workshops can be improved.

OBTS Workshop Number _____ Name (Optional) _____
 Location _____ Agency _____
 Date _____ Area Code _____ Phone Number _____

(Please circle appropriate rating)

	Poor	Fair	Average	Good	Excellent
I. Workshop Content:					
1. The coverage of the subject matter was	1	2	3	4	5
2. The material was presented clearly and understandably	1	2	3	4	5
3. The time allocated to each section of the workshop was	1	2	3	4	5
4. The discussion at the workshop was	1	2	3	4	5
5. The facilities for holding the workshop were	1	2	3	4	5
6. My overall evaluation of the workshop is	1	2	3	4	5

II. Instructor:
 Evaluate the instructor's *overall* effectiveness on the basis of the following criteria: Organization, preparation, communication, teaching skills, and attitude

(Please circle appropriate rating)

	1	2	3	4	5
Waste of time					
Of some help					
Did not hurt lecture					
Supported lecture well					
Excellent and helpful					

III. Visual Aids:

1. Wall charts	1	2	3	4	5
2. Handout materials	1	2	3	4	5
3. Slide presentation	1	2	3	4	5

IV. General Comments: *(Use reverse side if more room is needed for response)*

- Does your agency use OBTS data? ___Yes ___No. If "Yes," please give specific examples: _____

- How can OBTS data be used in your agency in the future? _____

- What area was *most* interesting and/or helpful to you? _____

- What area was *least* interesting and/or helpful to you? _____

- How would you improve the content of the workshop or the presentation of material? _____

- Additional comments or questions you want answered: _____

