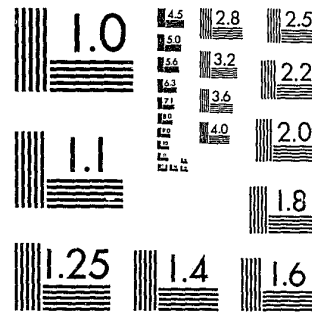


National Criminal Justice Reference Service



This microfiche was produced from documents received for inclusion in the NCJRS data base. Since NCJRS cannot exercise control over the physical condition of the documents submitted, the individual frame quality will vary. The resolution chart on this frame may be used to evaluate the document quality.



MICROCOPY RESOLUTION TEST CHART
NATIONAL BUREAU OF STANDARDS-1963-A

Microfilming procedures used to create this fiche comply with the standards set forth in 41CFR 101-11.504.

Points of view or opinions stated in this document are those of the author(s) and do not represent the official position or policies of the U. S. Department of Justice.

National Institute of Justice
United States Department of Justice
Washington, D. C. 20531

4-8-82

80878

State of Maine

ADMINISTRATIVE OFFICE OF THE COURTS



ANNUAL REPORT

1980

State of Maine
ADMINISTRATIVE OFFICE OF THE COURTS

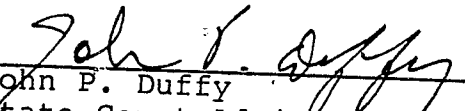
P.O. Box 4820 DTS
Portland, Maine 04112
207-775-1500

John P. Duffy
State Court Administrator

February 23, 1981

Chief Justice Vincent L. McKusick
Governor Joseph E. Brennan
Members of the 110th Legislature

Pursuant to 4 M.R.S.A. §17, subsection 10, transmitted
herewith is the fifth annual report of the Administrative Office
of the Courts. This report is for the calendar year 1980.


John P. Duffy
State Court Administrator

JPD:ek1

U.S. Department of Justice
National Institute of Justice

This document has been reproduced exactly as received from the
person or organization originating it. Points of view or opinions stated
in this document are those of the authors and do not necessarily
represent the official position or policies of the National Institute of
Justice.

Permission to reproduce this copyrighted material has been
granted by
Judicial Department, State
of Maine

to the National Criminal Justice Reference Service (NCJRS).

Further reproduction outside of the NCJRS system requires permis-
sion of the copyright owner.

NCJRS

SEP 1 1981

ACQUISITION

TABLE OF CONTENTS

	<u>PAGE NO.</u>
Capsule History of the Maine Judicial Department.....	2
Supreme Judicial Court and Law Court.....	2
Superior Court.....	3
District Court.....	4
Administrative Court.....	4
Administrative Office of the Courts.....	5
Fiscal.....	5
Facilities.....	10
County Law Library Study.....	10
Personnel.....	11
Trial Court Administration.....	11
Court Forms Committee.....	12
Advisory Committee on Court Management and Policy.....	12
Judicial Department Committees.....	12
Board of Overseers of the Bar.....	14
Committee on Judicial Responsibility and Disability.....	14
Judicial Conference of Maine.....	14
Judicial Education.....	14
Non-Judicial Training.....	15
Statistical Reporting Systems.....	16
Legislature.....	16
Maintain Liaison.....	17
Investigate Complaints.....	17

Appendices

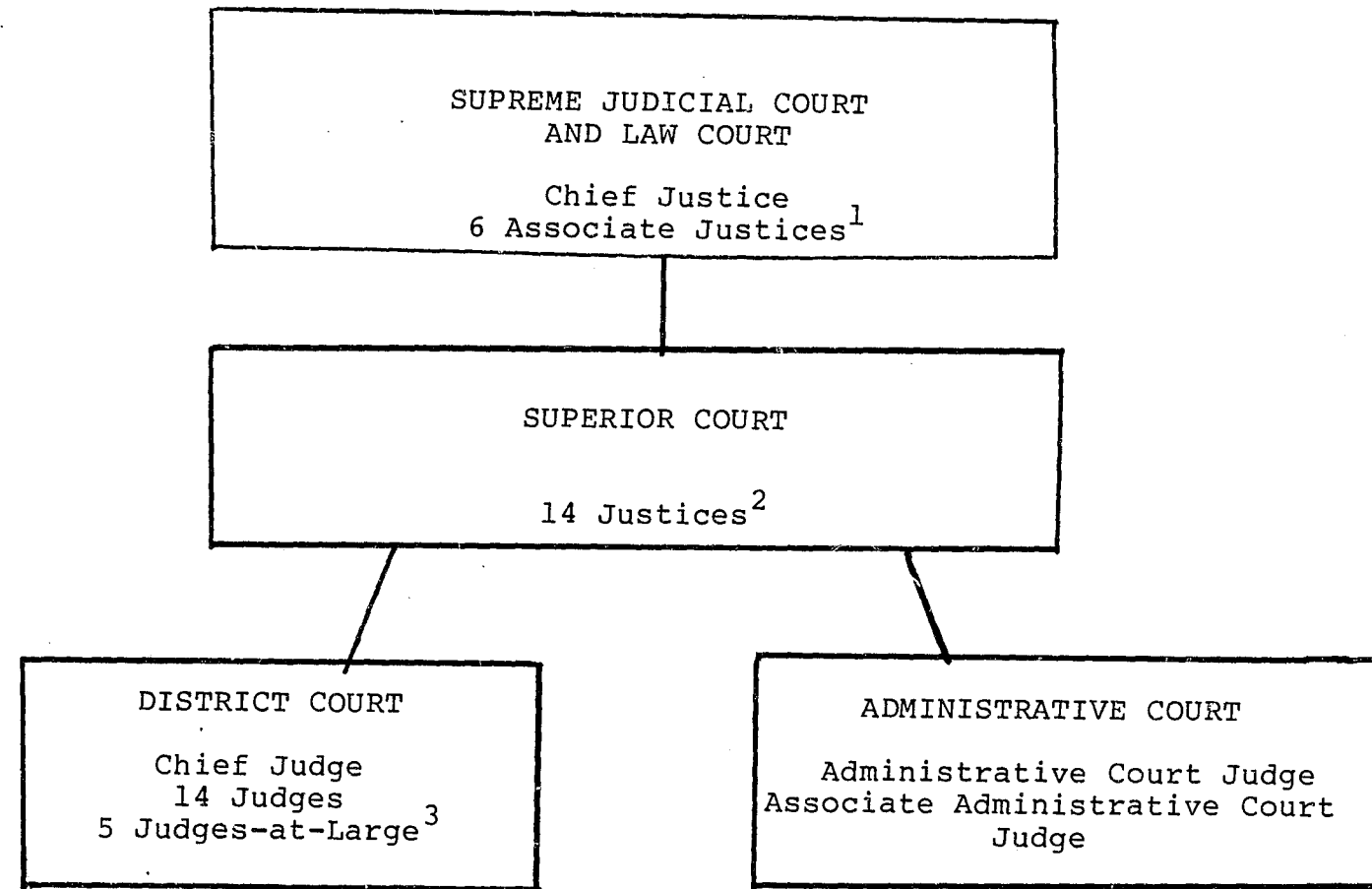
	<u>PAGE NO.</u>
I. Law Court Statistics.....	19
II. Superior Court Statistics.....	27
III. District Court Statistics.....	129
IV. Administrative Court Statistics.....	163

I N D E X
TABLES, GRAPHS, MAPS

<u>NUMBER</u>	<u>TITLE</u>	<u>PAGE</u>
	Maine Judicial Department Organizational Chart	1
<u>FISCAL</u>		
A	Judicial Department Expenditures By Subdivision	7
B	Judicial Department Expenditures By Funding Source.	7
C	Judicial Department Expenditures as a Proportion of State Expenditures	8
D	Judicial Department Revenues By Source	9
<u>LAW COURT</u>		
LC-1	Caseload, 1980	21
LC-2	Dispositions, 1980	22
LC-3	Caseload, 1976-1980.	23
LC-4	Total Caseload Summary, 1976-1980 (graph).	24
LC-5	Written Opinions, 1976-1980 (graph).	25
LC-6	Appellate Division Caseload, 1980.	26
<u>SUPERIOR COURT</u>		
SC-1	Map, Maine Superior Court Locations.	27
SC-2	Total Caseload, 1977-1980.	34
SC-3	Civil Filings and Dispositions, By Court, 1979-1980.	35
SC-4	Civil Filings and Dispositions, Summary, 1977-1980 (graph).	36
SC-5	Percentage of Civil Filings, By Type of Case, 1977-1980	37
SC-6	Civil Filings and Dispositions, By Type of Case, 1977-1980	38
SC-7	Civil Dispositions, By Type of Disposition, 1979-1980.	47
SC-8	Civil Pending Caseload, 1978-1980 (graph).	56
SC-9	Civil Pending Caseload, By Type of Case, 1980.	57
SC-10	Civil Trial Summary, 1979-1980	58
SC-11	Civil Caseload Time Report, State Summary 1978-1980.	59
SC-12	Civil Caseload Time Report, By Court, 1980	60
	Criminal Filings and Dispositions, By Court, 1979-1980.	65

<u>NUMBER</u>	<u>TITLE</u>	<u>PAGE</u>
SC-13	Criminal Filings and Dispositions, Summary, 1977-1980 (graph)	66
SC-14	Percentage of Criminal Filings, By Type of Case, 1977-1980.	67
SC-15	Criminal Filings and Dispositions, By Type of Case, 1977-1980	68
SC-16	Criminal Filings, By Class of Charge, State Summary, 1979-1980	77
SC-17	Criminal Filings and Dispositions, By Class of Charge, 1979-1980	78
SC-18	Criminal Filings, By Type of Recording Method, 1980	87
SC-19	Criminal Dispositions, By Type of Disposition, 1979-1980	88
SC-20	Criminal Pending Caseload, 1978-1980 (graph)	97
SC-21	Criminal Pending Caseload, By Type of Case, 1980	98
SC-22	Criminal Trial Summary, 1979-1980.	99
SC-23	Criminal Trials, By Type of Case, 1980	100
SC-24	Criminal Caseload, Average Time Report, 1978-1980.	109
SC-25	Criminal Caseload Time Report, By Court, 1980.	110
<u>DISTRICT COURT</u>		
	Map, Maine District Court Locations.	129
DC-1	Filings, By Court, FY75-FY80	133
DC-2	Filings in the Eight Largest District Courts, FY75-FY80.	135
DC-3	Filings and Dispositions, By Court, 1979-1980.	136
DC-4	Filings, Dispositions, and Trials, 1979-1980.	138
DC-5	Filings Summary, By Type of Case, 1979-1980.	156
DC-6	Civil Violations and Traffic Infractions, 1979-1980.	157
DC-7	Caseload, By Month, 1980 (graph)	159
DC-8	Traffic Waivers, 1979-1980	160
DC-9	Traffic Waivers as a Percent of Total Dispositions, 1980	161
<u>ADMINISTRATIVE COURT</u>		
AC-1	Caseload Statistics, 1979-1980	164

MAINE JUDICIAL DEPARTMENT



¹Three Active Retired Justices.
²One Active Retired Justice.
³Six Active Retired Judges.

A CAPSULE HISTORY OF THE MAINE JUDICIAL
DEPARTMENT

Until the signing of the Articles of Agreement for Separation in 1820, Maine was a part of Massachusetts and, therefore, Maine's court system was a part of the Massachusetts court system.

In 1820, Article VI, Section 1, of the new Maine Constitution created by the Legislature established the judicial branch of government stating: "The judicial power of the State shall be vested in a Supreme Judicial Court, and such other courts as the Legislature shall from time to time establish". From the start of statehood, the Supreme Judicial Court was both a trial court and an appellate court or "Law Court". The new State of Maine also adopted the same lower court structure as existed in Massachusetts, and the court system remained unchanged until 1852.

The Court Reorganization Act of 1852 increased the jurisdiction of the Supreme Judicial Court to encompass virtually every type of case, increased the number of justices to seven and authorized the justices to travel in circuits.

The next major change in the system came in 1929, when the Legislature created the statewide Superior Court to relieve the overburdened Supreme Judicial Court.

Meanwhile, the lower courts continued to operate much as they always had until 1961 when the municipal courts and the trial justices system was abolished and the new District Court created.

On July 1, 1978, the Administrative Court was added to the Judicial Department.

The Probate Courts were created in 1820 as county-based courts and have remained so to date.

SUPREME JUDICIAL COURT AND LAW COURT

The Supreme Judicial Court is the highest court in Maine, and as the Law Court is the court of final appeal. The Law Court hears appeals of civil and criminal cases from the Superior Court, appeals from all final judgments, orders and decrees of the Probate Court, appeals of decisions of certain administrative agencies, interlocutory criminal appeals, and appeals of decisions of a single justice of the Supreme Judicial Court. A justice of the Supreme Judicial Court has jurisdiction to sit in the Superior Court to hear non-jury civil actions, except divorce or annulment of marriage. In addition, a single justice handles

post conviction habeas corpus and both admission to the bar and bar disciplinary proceedings.

The justices of the Supreme Judicial Court make decisions regarding legislative apportionment and render advisory opinions concerning important questions of law and on solemn occasions when requested by the Governor, Senate or House of Representatives. Three members of the Supreme Judicial Court serve as the Appellate Division for the review of sentences.

The Supreme Judicial Court has seven members; the Chief Justice and six Associate Justices. The justices must be lawyers and are appointed by the Governor for seven year terms, with the consent of the Legislature. The court determines the number, time and places of its terms depending on the volume of cases. Usually, the court sits in Portland.

By statute, the Chief Justice is head of the Judicial Department, and the Supreme Judicial Court has general administrative and supervisory authority over the Judicial Department.

Upon retirement, a Supreme Judicial Court justice may be appointed an Active Retired Justice by the Governor, for a seven year term, with the consent of the Legislature. On assignment by the Chief Justice, an Active Retired Justice has the same authority as an active justice.

SUPERIOR COURT

The Superior Court was created by the Legislature in 1929 as Maine's trial court of general jurisdiction. This means the court has original jurisdiction over all matters (either exclusively or concurrently with other courts) which are not within the jurisdiction of the Supreme Judicial Court sitting as the Law Court or within the exclusive jurisdiction of the District Court. This is the only court in which civil and criminal jury trials are held. In addition, justices of this court hear appeals from District Court in some criminal, juvenile and divorce cases, and appeals from the Administrative Court.

There are 14 justices of the Superior Court who hold sessions of the Court in each of the 16 counties. The justices must be lawyers and are appointed by the Governor for seven year terms, with the consent of the Legislature. For administrative purposes, the State is divided into three regions, and the Chief Justice appoints a Regional Presiding Justice for each region.

Upon retirement, a Superior Court justice may be appointed an Active Retired Justice by the Governor for a seven year term, with the consent of the Legislature. On assignment by the Chief Justice, an Active Retired Justice has the same authority as an active justice.

DISTRICT COURT

The District Court was created by the Legislature in 1961 as Maine's court of limited jurisdiction. The court has original jurisdiction in non-felony criminal cases and ordinance violations, can accept guilty pleas in felony cases and conducts probable cause hearings in felony cases. The court has concurrent jurisdiction with the Superior Court in divorce cases and civil cases involving less than \$20,000. The District Court is the small claims court (for cases involving less than \$800) and the juvenile court. In addition, the court hears mental health, forcible entry and detainer, quiet title and foreclosure cases.

There are 20 judges of the District Court; the Chief Judge who is appointed by the Chief Justice of the Supreme Judicial Court, five judges-at-large who serve throughout the state, and 14 judges who sit within the 13 districts of the court. The judges must be lawyers and are appointed by the Governor, for seven year terms, with the consent of the Legislature.

Upon retirement, a District Court judge may be appointed an Active Retired Judge by the Governor for a seven year term, with the consent of the Legislature. On assignment by the Chief Judge, an Active Retired Judge has the same authority as an active judge.

ADMINISTRATIVE COURT

The Administrative Court was created by the Legislature in 1973 and is a statewide court. Prior to July 1, 1978, the Court had jurisdiction over suspension and revocation of licenses by a specific list of executive agencies.

Effective July 1, 1978, the Legislature substantially expanded the jurisdiction of the Administrative Court. Now, other than in emergency situations, the Administrative Court has "...exclusive jurisdiction upon complaint of an agency or, if the licensing agency fails or refuses to act within a reasonable time, upon complaint of the Attorney General, to revoke or suspend licenses issued by the agency, and shall have original jurisdiction upon complaint of a licensing agency to determine whether renewal or reissuance of a license of that agency may be refused...".

There are two judges of the Administrative Court; the Administrative Court Judge and the Associate Administrative Court Judge. The judges must be lawyers and are appointed by the Governor for seven year terms, with the consent of the Legislature.

ADMINISTRATIVE OFFICE OF THE COURTS

The Administrative Office of the Courts was created in 1975.

The office is directed by the State Court Administrator who is appointed by and serves at the pleasure of the Chief Justice. The staff for the Administrative Office is appointed by the State Court Administrator, with the approval of the Chief Justice, and includes the following positions:

State Court Administrator
Fiscal Director
Court Systems Analyst
Personnel Officer
Accountant
Accounting Clerks (3)
Secretaries (2)

By statute, the office was created to serve the entire Judicial Department in the areas of caseflow management, statistics, facilities, personnel, training, liaison, systems management, fiscal management, budget, complaints, Judicial Conference and general staff support. These duties are enumerated in 4 M.R.S.A. §17 and are performed under the supervision of the Chief Justice.

FISCAL

All expenditure and revenue data are reported for the State fiscal year ended June 30, 1980. The Judicial Department operates on State general fund revenues which are appropriated by the Legislature. It also administers several projects funded by grants from public and private sources.

Expenditures

Judicial Department expenditures for FY 1980 totaled \$9,654,578, which is an increase of 11.3% over the previous year. The following is a summary of expenditures by Department subdivision:

<u>Subdivision</u>	<u>FY 1979</u>	<u>FY 1980</u>	<u>% Change</u>
Judicial Council	4,938	6,822	38.2
Supreme Judicial Court	933,718	944,462	1.2
Superior Court	3,410,121	4,069,496	19.3
District Court	3,808,764	4,109,617	7.9
Administrative Court	131,716	141,501	7.4
Administrative Office	233,636	282,082	20.1
Special Projects	148,913	100,598	(32.4)
Total	\$ 8,671,806	\$ 9,654,578	11.3

As in prior years, statutory payments to County Law Libraries have been included within the Superior Court expenditures, as have expenditures of the Select Commission on Professional Responsibility, and the Committee on Judicial Responsibility and Disability.

Special Projects which were administered during the fiscal year were as follows:

Administrative Office Support	\$37,323
Court Mediation	16,616
Court Planner	5,403
Development of a Code of Professional Conduct	165
Facilities Study	127
Facilities Study Implementation	117
Grant to the National Center for State Courts	9,171
Judicial Personnel Education	4,752
Juror Utilization and Management	37
Law Court Jurisdiction Study	9,192
Law Library Study	13,443
Non-Judicial Personnel Education	1,247
Personnel System Refinement	3,005
Total	\$100,598

Three new projects have been initiated since June 30, expenditures for which will be reflected in the 1981 report. They are a Records Management Study, development of a Judicial Orientation Program, and a special project for juvenile offenders in York, Cumberland and Androscoggin Counties called The Restitution Alternative. The District Court assumed sponsorship for The Restitution Alternative in September, after two years of sponsorship by Cumberland County.

Following are three charts. Chart A shows the proportion of total FY 1980 Judicial Department expenditures for each subdivision within the department. Chart B shows the proportion of total Judicial Department FY 1980 expenditures by funding source. Chart C shows the proportion of total FY 1980 State operating expenditures for each of the three branches of government.

CHART A JUDICIAL DEPARTMENT EXPENDITURES BY SUBDIVISION

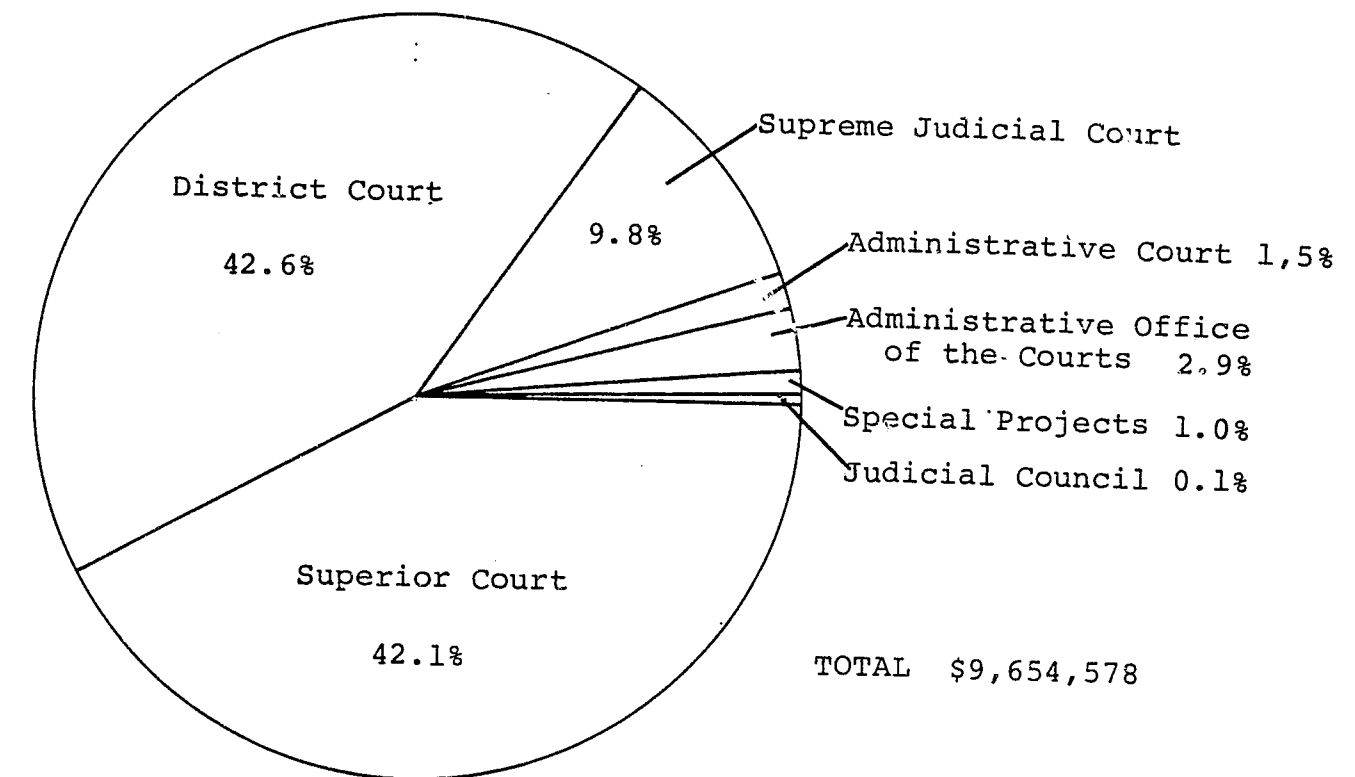


CHART B JUDICIAL DEPARTMENT EXPENDITURES BY FUNDING SOURCE


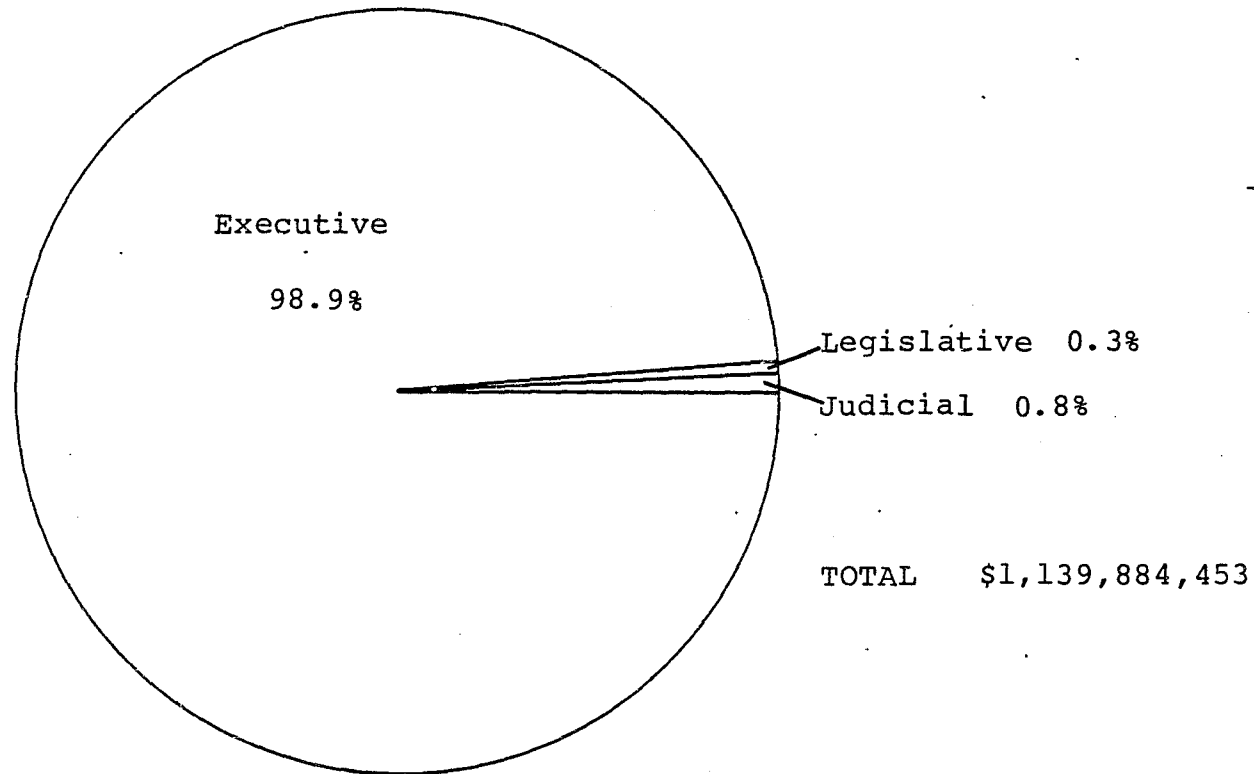


CHART C
JUDICIAL DEPARTMENT EXPENDITURES
AS A PROPORTION OF STATE EXPENDITURES



Revenue

Judicial Department revenue for FY 1980 totaled \$8,608,143. Listed below is a source breakdown of that revenue for FY 1979 and FY 1980 and the percent change.

	<u>FY 1979</u>	<u>FY 1980</u>	<u>Percent Change</u>
Superior Court Revenue	\$ 446,282	\$ 572,764	28.3
District Court Revenue	6,202,686	7,922,616	27.7
Administrative Court Revenue	57,986	41,545	(28.4)
Special Project Grants	154,329	71,218	(53.4)
Total Revenue	\$6,861,283	\$8,608,143	25.5

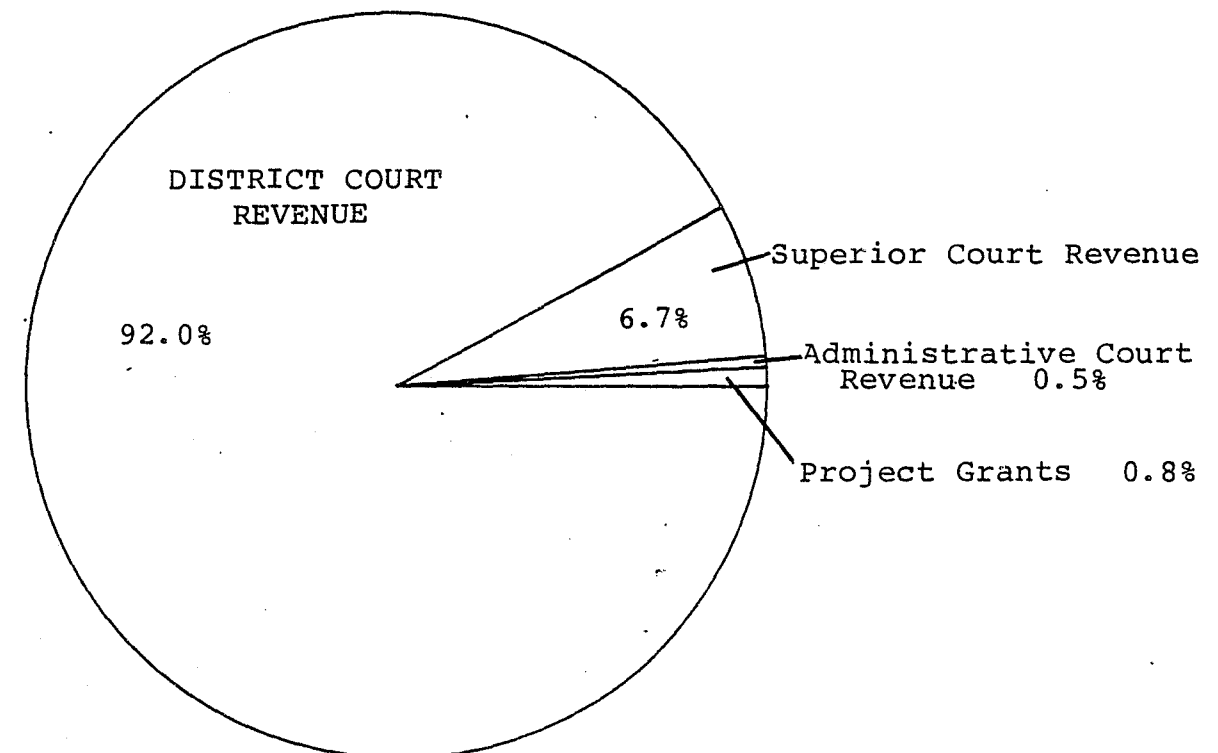
All funds collected by the Judicial Department, except project grants, go into the State General Fund. A relatively small proportion of these funds consisting of fines for several specific violations of law which are dedicated to specific purposes are transferred from the General Fund to the appropriate operating accounts on a monthly basis. Below is a list of such dedicated fines for FY 1980.

<u>Department or Agency</u>	<u>Amount</u>
1. Dept. of Transportation	\$277,184
2. Dept. of Inland Fisheries and Wildlife	265,369
3. Public Utilities Commission	80,068
4. Municipalities	33,347
5. Dept. of Agriculture	11,050
6. Dept. of Conservation	5,345
7. Miscellaneous Agencies	3,985
Total Dedicated Fines	\$676,348

Monies received for grant projects are also dedicated in the sense that the funds provided are "dedicated" to a specific project and cannot be allocated for any other purpose. Monies received in FY 1980 for grant projects totalled \$71,218.

The following chart shows total Judicial Department FY 1980 revenues by proportion from each source.

CHART D
JUDICIAL DEPARTMENT REVENUES
BY SOURCE



District Court Building Fund

Pursuant to 4 M.R.S.A. §163 (3), \$3,000 per month is transferred from the District Court appropriation to the District Court Building Fund. This fund is "to be used solely for the building, remodeling and furnishing of quarters for the District Court....". Monies in this fund are carried forward from year to year.

The balance forwarded from fiscal year 1979 was \$5,533. The addition of \$36,000 for fiscal year 1980 brought the total available funds to \$41,533. Of this amount, \$11,966 was spent during the year for completion of the Calais District Court renovation, and miscellaneous smaller items, leaving a year-end balance of \$29,567.

FACILITIES

Two bills relating to court facilities were submitted in the Second Session of the 109th Legislature. Legislative Document No. 1983, failed of passage. It would have phased out the payment by the counties to the State general fund for support of the courts and phased in state responsibility for the operating expenses of those portions of county buildings occupied by the Superior and Supreme Judicial Courts.

A companion bill, Legislative Document No. 1985, a resolve for a constitutional amendment authorizing three successive bond issues in the total amount of \$12 million, won approval by the Legislature in amended form, authorizing a single issue of \$4 million, but was defeated by the voters at referendum on November 4, 1980. No similar proposals have been initiated by the Judicial Department for the consideration of the 110th Legislature.

COUNTY LAW LIBRARY STUDY

During 1980, the Advisory Committee on County Law Libraries chaired by Active Retired Associate Supreme Judicial Court Justice Thomas E. Delahanty continued its two and a half year effort to upgrade the county law library system. Based upon detailed inventories previously completed, committee members Edith Hary, State Law Librarian and Penny Hazelton, University of Maine Law School Librarian assisted each of the county law libraries to simultaneously update and reduce in scope the collections maintained in order to bring them toward conformance with tiered collection standards adopted by the Committee.

As part of this upgrading process, \$25,000 in special State appropriations were distributed to the libraries on a need basis to reduce outstanding obligations to publishers. Also, \$22,283 of federal funds from a Special LEAA grant to fund the work of the Committee was used to purchase new books and equipment.

In December, the Committee submitted to the Chief Justice its final report which recommended establishment of a four tier county law library system headed by a State Court Library Supervisor who would report jointly to the State Court Administrator and a permanently constituted State Court Library Committee. The State Court Library Committee would carry on the work of, and implement the recommendations of, the Advisory Committee. Also as part of the final report was draft legislation to implement and fund the recommendations in the final report. The Judicial Department has presented this legislation to the 110th Legislature for action.

PERSONNEL

During 1980, the Personnel System Manual was revised and distributed to all court locations and administrative offices. The new manual introduced a merit system to reward proficient employees whose work was consistently above established standards and a formal evaluation process to serve as a basis for such awards. Appropriate forms and instructions were prepared, and evaluations conducted in May.

With funds appropriated by the 109th Legislature in its Second Session, chronic operating pressures were significantly relieved in July with the hiring of additional full-time classified employees, and the expansion of hours worked by a larger number of new and existing part-time employees. District Court was the major beneficiary of these staff increases, measured in terms of either dollars or employees.

Consultants were retained in late 1980 to conduct a salary survey, examine all job classifications and their interrelationships, and otherwise evaluate departmental personnel policies and procedures. Their findings and recommendations are to be submitted in March, 1981.

TRIAL COURT ADMINISTRATION

In 1977, the Chief Justice and the Chief Judge of the District Court joined the monthly meetings of the Regional Presiding Justices of the Superior Court, the State Court Administrator and the Regional Court Administrators. The monthly meetings now encompass all trial court operations and their purpose is to discuss trial court operation problems, seek internal solutions to those problems and direct implementation of the course of action determined by the group. The Administration team meets as required with the Advisory Committee on Court Administration headed by Charles H. Abbott, Esq., as well as others involved with court operations to address and resolve specific issues.

COURT FORMS COMMITTEES

Court Forms Committees for the Superior Court and District Court are appointed by the Chief Justice and the Chief Judge respectively, and are responsible for reviewing and revising court forms. Judges, regional court administrators, and clerks serve on these committees and spend considerable time researching, consolidating old forms, and drafting new forms. Their recommendations are reviewed by the Regional Presiding Justices (Superior Court forms) and the Chief Judge of the District Court (District Court forms), as well as other interested judges and clerks.

During the past year, the Superior Court Civil Forms Committee revised three forms, printed four new interim forms dealing with the new protection from abuse law and is considering revision of five additional forms during 1981. Final drafts were prepared for thirteen URESA forms, which should be ready for issuance in 1981.

The Superior Court Criminal Forms Committee deleted two forms and revised seven forms during 1980, in addition to considering the revision of sixteen additional forms.

During 1980, the District Court Civil Forms Committee completed the final drafts of 33 civil forms which have been transferred to the Civil Rules Committee for review. Also during the year, three forms relating to the new small claims law and three forms relating to the new protection from abuse law were issued.

The District Court Criminal Forms Committee reviewed all criminal forms during 1980 and deleted a total of 21 forms from the criminal forms inventory. The Committee also reviewed all juvenile forms and expects to revise one such form during 1981.

ADVISORY COMMITTEE ON COURT MANAGEMENT AND POLICY

The Advisory Committee on Court Management and Policy, consisting of one Associate Justice of the Supreme Judicial Court as Chairman, two Justices of the Superior Court, the Chief Judge of the District Court and one additional District Court judge, continued its work through June 30, 1980, when it was dissolved owing to the termination of the federal grant by which its activities had been funded. All projects were completed by the termination date, except for certain studies of the bail system on which only preliminary reports had been prepared.

JUDICIAL DEPARTMENT COMMITTEES

There are 18 functional committees within the Judicial Department. The purpose of these committees is to assist the Chief Justice, the Supreme Judicial Court, and the Chief Judge of the District Court in carrying out their respective responsibilities.

Membership of the committees include judges, lawyers, and private citizens. Below is a list of the committees subdivided by appointing authority:

Chief Justice

<u>Committee</u>	<u>Chairman</u>
Advisory Committee on County Law Libraries	Active Retired Associate Justice Thomas E. Delahanty
Committee on Court-Appointed Counsel	Associate Justice Harry P. Glassman
Committee on Continuing Judicial Education	Associate Justice Edward S. Godfrey
Committee on Court Reporters	Associate Justice David A. Nichols
Committee on the 1981 Judicial Conference	Judge Alan C. Pease
Superior Court Civil Forms Committee	Justice William E. McCarthy
Superior Court Criminal Forms Committee	Justice Louis Scolnik

Supreme Judicial Court

<u>Committee</u>	<u>Chairman</u>
Civil Rules Committee	George Z. Singal, Esq.
Criminal Rules Committee	Gary F. Thorne, Esq.
Advisory Committee on Probate Rules and Forms	Probate Judge Dana W. Childs
Advisory Committee on Rules of Evidence	Frank E. Hancock, Esq.
Advisory Committee on Judicial Records	Justice Herbert T. Silsby, II
Board of Overseers of the Bar	Madeleine R. Freeman
Committee on Judicial Responsibility and Disability	Colin C. Hampton
Advisory Committee on Court Administration	Charles H. Abbott, Esq.

Chief Judge

<u>Committee</u>	<u>Chairman</u>
District Court Policy and Advisory Committee	Judge Harriet P. Henry
District Court Civil Forms Committee	Judge L. Damon Scales, Jr.
District Court Criminal Forms Committee	Judge Alan C. Pease

THE BOARD OF OVERSEERS OF THE BAR

In November, 1978, the Supreme Judicial Court established the Board of Overseers of the Bar which registers all Maine attorneys, performs a disciplinary function by investigating complaints involving the Bar and making recommendations to the Supreme Judicial Court, and administers an arbitration system to resolve fee disputes.

COMMITTEE ON JUDICIAL RESPONSIBILITY AND DISABILITY

The Committee on Judicial Responsibility and Disability was established by order of the Supreme Judicial Court of Maine in July, 1978, and is authorized to receive and investigate complaints of judicial misconduct and disability.

JUDICIAL CONFERENCE OF MAINE

In 1980, the Third Maine Judicial Conference was held from October 30 through November 1 in Rockport, Maine. In accordance with 4 M.R.S.A. §471, the conference is attended by all Maine judges and justices, "who shall advise and consult with the Supreme Judicial Court and the Chief Justice on matters affecting the administration of the Judicial Department...".

On the first day, a panel discussion on Contempt of Court was conducted by Dean L. Kinvin Wroth of the University of Maine Law School. After dinner, an address was given by Senator George J. Mitchell.

A day-long seminar on Search and Seizure took place on the second day of the conference; Dean Parham Williams of the University of Mississippi Law Center gave several presentations on aspects of search and seizure, with additional presentations on the subject being made by Professors Melvin Zarr and Judith Potter of the University of Maine Law School. In the evening, the judiciary heard an address by Governor Joseph E. Brennan.

On the morning of the last day, each court had a group workshop and at the closing luncheon, Chief Justice Vincent L. McKusick addressed the judiciary, summing up the Judicial Department's accomplishments of the past several years and setting its goals for the immediate future.

JUDICIAL EDUCATION

The Judicial Department continued its policy of actively promoting judicial education through funds provided by the Maine Criminal Justice Planning and Assistance Agency.

- (1) One Superior Court justice attended a State Antitrust Course at the National Judicial College.
- (2) One District Court judge attended a Conference on Compensating Victims of Crime.
- (3) One District Court judge attended the Annual Conference of the National Council of Juvenile Court Judges.
- (4) Two District Court judges attended the National Conference of Special Court Judges.
- (5) One Superior Court justice attended the National Conference of State Trial Judges.
- (6) One Supreme Court justice attended the Annual Meeting of the American Bar Association.
- (7) Two Supreme Court justices attended an Appellate Judges Seminar at the Law School of New York University.
- (8) Two Superior Court justices, two District Court judges, and one Administrative Court judge attended the General Jurisdiction Course at the National Judicial College.
- (9) One Superior Court justice attended a Workshop on Sentencing Reform at Harvard Law School.
- (10) One District Court judge attended the Fall College for Juvenile and Family Court Judges.

In December of 1980 the Chairman of the Committee on Continuing Judicial Education and the Personnel Officer attended a regional meeting of judicial education planners to consider the feasibility of region-wide judicial training in the Northeastern states.

NON-JUDICIAL TRAINING

Two training conferences were held for Clerks of Court during 1980, both funded by a grant from the Maine Criminal Justice Planning and Assistance Agency.

The District Court Clerks' Conference occurred on June 23 and 24 in Waterville and was attended by all District Court Clerks of Court. Presentations were given by the Court Systems Analyst and the Personnel Officer on topics in their respective fields, and the Regional Court Administrators for District Court gave updates on docketing, scheduling, fees, and other matters. On the morning of June 24, Chief Judge Nicholas W. Danton gave an address, after which the Court Planner gave a presentation on the impact of impending legislation specifically affecting District Court.

On October 30 and 31, a Superior Court Clerks' Conference was held in Bar Harbor. Opening remarks were given by the State Court Administrator, followed by a presentation on docketing procedures by Supreme Court Justice David G. Roberts. During the afternoon, discussion of docketing procedures was completed and presentations were given by the Fiscal Director, the Court Systems Analyst, and the Personnel Officer concerning fiscal matters, statistics, and personnel issues respectively.

During the second day, the Regional Court Administrators presented updates on such matters as forms, upcoming legislation, rule changes and special projects, with the afternoon being set aside for presentations on employee benefits by representatives from the Maine State Retirement System, Blue Cross/Blue Shield, and Union Mutual Insurance Company.

During 1980, the Fiscal Director, two Regional Court Administrators, the Court Systems Analyst and the State Court Administrator participated in various courses and seminars in the fields of information systems, statistics, and caseload and personnel management, and the entire administrative committee of the Judicial Department attended the course on court administration offered by the National Judicial College with significant forgiveness of tuition by the College and funding from federal sources.

STATISTICAL REPORTING SYSTEMS

The District Court Statistical Reporting System was closely monitored and evaluated during 1980, resulting in a revised data collection format to be implemented on January 1, 1981. Considerable attention has also been directed to the Superior Court Statistical Reporting System, with the refinement of several computerized editing and reporting programs. A new statistical manual reflecting these and other changes was distributed at the Superior Court Clerks' Conference, at which time a committee of clerks was established to address problems encountered in the system on a continual basis. Also during 1980, the caseload statistics submitted from each Superior Court since the establishment of the reporting system in 1977 were individually audited through site visits.

Caseload statistics for the Law Court, Superior Court, District Court and Administrative Court appear as Appendix I, Appendix II, Appendix III, and Appendix IV of this Report respectively.

LEGISLATURE

During 1980, the Administrative Office of the Courts continued to provide information to individual legislators, the Joint Standing Committees and the Legislative Finance Office. Included were fiscal impact statements, budget information, statistical information, court procedure information, information on the structure and operation of the court system and various analyses.

MAINTAIN LIAISON

The Administrative Office of the Courts continues to maintain active working relationships with many Executive Branch agencies and the Legislature. Pursuant to a change in policy by the Law Enforcement Assistance Administration, the Chief Justice, one Superior Court justice and the State Court Administrator serve on the Board of the Maine Criminal Justice Planning and Assistance Agency.

Within the court system, members of the Administrative Office of the Courts' staff are in constant contact with justices, judges, court reporters and clerks' office staff, in order to assist in improving court system operations wherever possible.

INVESTIGATE COMPLAINTS

Every complaint addressed to the Administrative Office is investigated and a response made. In the area of public service, this is a very important function for the Administrative Office of the Courts.

APPENDIX I

LAW COURT

CASELOAD STATISTICS

LAW COURT CASELOAD STATISTICS

INTRODUCTION

The display of Law Court and Appellate Division statistics in this Annual Report has been changed to enhance the clarity of the data, although categories are substantially similar to those in use since 1976.

Table LC-1

This table presents Law Court caseload information for 1980 and indicates total filings, dispositions, and pending caseload. The categories of Interlocutory Appeals (usually appeals by the State pursuant to 15 M.R.S.A. §2115-A) and Reports (pursuant to M.R. Civ. P. 72 and, less often, M.R. Crim. P. 37A) are of interest, insofar as they show the frequency of the invocation of Law Court jurisdiction by procedural avenues other than appeal. Once in the Law Court, these cases are handled much the same as ordinary appeals. Cases Pending as of 12/31/80 include three sub-categories: (1) cases awaiting the completion of the record on appeal or completion of briefing, (2) cases fully briefed as of 12/31/80 and argued at the January and March 1981 terms, and (3) cases argued during 1980 for which the Court's opinion has not yet been written and published. It should be noted that a change in the docket numbering system to be instituted during 1981 will make it impractical to tabulate new filings by county in the 1981 Annual Report.

Table LC-2

This table details Law Court dispositions during 1980. Section A of this table shows the number of dispositions by written, published opinion and the number disposed of by other means. Section B presents information by type of opinion and form of mandate. Signed opinions bear the name of the authoring Justice; the discussion concerning the basis of the decision is usually more detailed in signed opinions than in Per Curiam and Memorandum opinions. The use of the unsigned form tends to indicate that the case is of lesser complexity or importance. The form of mandate refers to the type of result dictated by the Court's mandate. The terms "denied" and "sustained" refer to the affirmance and reversal or vacation of the judgment below and usually means that the appeal was considered on the merits. Dismissals and remands are not

decisions on the merits but are cases not within the Law Court's jurisdiction or not in a procedural posture which permits hearing on the merits (see 4 M.R.S.A. §57).

Section C breaks down the non-opinion dispositions. The Court's dismissals and remands listed here occurred before oral argument while those listed in Section B2 occurred after oral argument. Denials of Certificates of Probable Cause are instances where the Court has exercised its statutory discretion not to entertain appeals in post-conviction review (15 M.R.S.A. §2131 and former 14 M.R.S.A. §5508) and extradition cases (15 M.R.S.A. §210-A). The granting of such a certificate results in an ordinary appeal and a disposition by some form of written opinion. The "solemn occasion" opinions in Section D are the Justices' answers to questions propounded by the Governor, Senate, or House pursuant to Me. Const. Art. VI, §3.

Table LC-3

This table compares filings, dispositions, and pending cases over the past five years. As the footnote explains, the increase in both civil filings and total filings is somewhat distorted by the recent Rules amendment. This table also itemizes the number of cases argued and awaiting opinion at the end of each of the five years.

Graph LC-4

This graph demonstrates the relationship between Law Court filings, dispositions, and pending cases from 1976 to 1980. Again, the rise in filings during 1980 appears more dramatic as a result of the amendment to M.R.Civ.P. 73(f), although filings still exceeded dispositions during this year.

Graph LC-5

This graph displays the number of civil and criminal written opinions during the 1976 to 1980 period.

Table LC-6

This table presents the Appellate Division's caseload statistics for 1980, and itemizes filings, dispositions, and pending caseload.

LAW COURT
CASELOAD
1980

Table LC-1

	Cases Pending 1-1-80	New Appeals	Interlo- cutory Appeals	Reports	Total Caseload	Dispositions	Cases Pending 12-31-80
Civil	180	380 (a)	-	2	562	274	288
Criminal	56	121	9	1	187	110	77
TOTAL	236	501 (a)	9	3	749	384	365 (b)

New Appeals Filed by County:

Androscoggin	39	Oxford	24
Aroostook	24	Penobscot	70
Cumberland	102	Piscataquis	5
Franklin	13	Sagadahoc	7
Hancock	23	Somerset	16
Kennebec	73	Waldo	7
Knox	25	Washington	12
Lincoln	12	York	61

(a) As of September 1, 1980, M.R.Civ.P. 73(f) was amended to provide for docketing of civil appeals in the Law Court promptly upon the filing of the notice of appeal in the Superior Court. Under the amended rule, a total of 61 civil appeals were docketed in 1980 which would not have been docketed in that year under the former rule.

(b) Includes cases:
 (1) not yet at issue (216)
 (2) at issue awaiting oral argument (67)
 (3) orally argued awaiting opinion (82)

Table LC-2

LAW COURT DISPOSITIONS 1980			
	<u>Civil</u>	<u>Criminal</u>	<u>TOTAL</u>
A. Summary			
Written Opinions	160	82	242
Non-Opinions	<u>114</u>	<u>28</u>	<u>142</u>
Total Dispositions	274	110	384
B. Written Opinions			
1. Type of Opinion			
Signed Opinions	143	73	216
Per Curiam and Memorandum	<u>17</u>	<u>9</u>	<u>26</u>
Total	160	82	242
2. Form of Mandate			
Appeals Denied	90	65	155
Appeals Sustained	48	17	65
Appeals Dismissed	20	-0-	20
Appeals Remanded	<u>2</u>	<u>-0-</u>	<u>2</u>
Total	160	82	242
C. Non-Opinions			
Dismissed by Court	18	15	33
Dismissed by Stipulation	78	-0-	78
Remanded by Court	8	-0-	8
Certificate of Probable Cause Denied	10	-0-	10
Appeal Withdrawn by Defendant	-0-	12	12
Appeal Withdrawn by State	<u>-0-</u>	<u>1</u>	<u>1</u>
Total	114	28	142
D. "Solemn Occasion" Opinions	1	-0-	1

Table LC-3

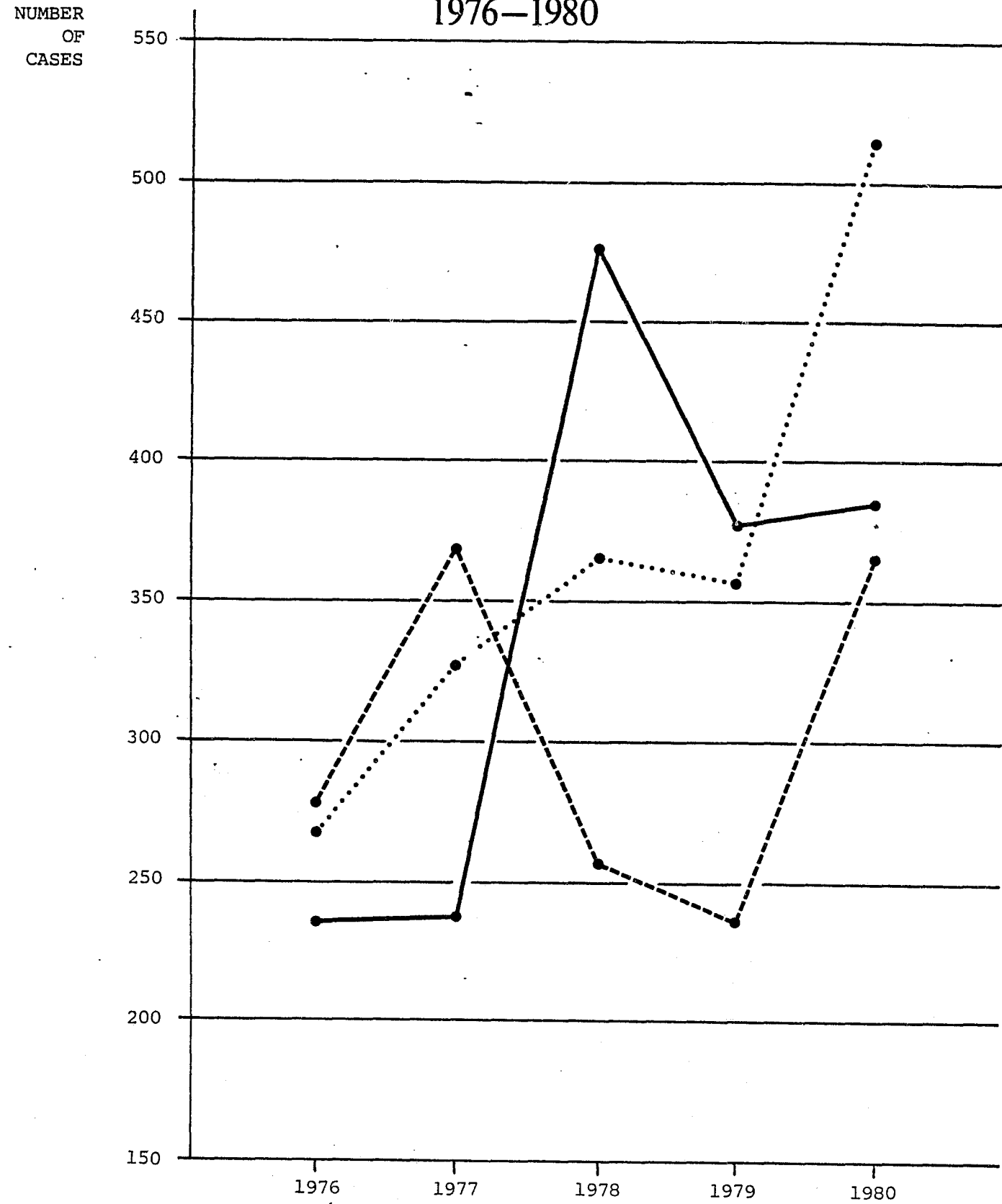
LAW COURT CASELOAD 1976-1980					
	<u>Beginning Pending</u>	<u>Filings (a)</u>	<u>Dispositions</u>	<u>End Pending</u>	<u>Cases Argued Awaiting Opinion At End of Year</u>
Civil					
1976	119	145	121	143	.
1977	143	174	112	205	.
1978	205	240	258	187	.
1979	187	238	245	180	.
1980	180	382 (b)	274	288	.
% Chg. 76-80	51.3%	163.5%	126.5%	101.4%	.
% Chg. 79-80	-3.7%	60.5%	11.8%	60.0%	.
Criminal					
1976	127	124	115	136	.
1977	136	152	124	164	.
1978	164	125	219	70	.
1979	70	118	132	56	.
1980	56	131	110	77	.
% Chg. 76-80	-55.9%	5.7%	-4.4%	-43.4%	.
% Chg. 79-80	-20.0%	11.0%	-16.7%	37.5%	.
Total					
1976	246	269	236	279	119
1977	279	326	236	369	173
1978	369	365	477	257	65
1979	257	356	377	236	42
1980	236	513 (b)	384	365	82
% Chg. 76-80	-4.1%	90.7%	62.7%	30.8%	.
% Chg. 79-80	-8.2%	44.1%	1.9%	54.7%	.

(a) Includes new appeals, interlocutory appeals, and reports.

(b) As of September 1, 1980, M.R.Civ.P. 73(f) was amended to provide for docketing of civil appeals in the Law Court promptly upon the filing of the notice of appeal in the Superior Court. Under the amended rule, a total of 61 civil appeals were docketed in 1980 which would not have been docketed in that year under the former rule.

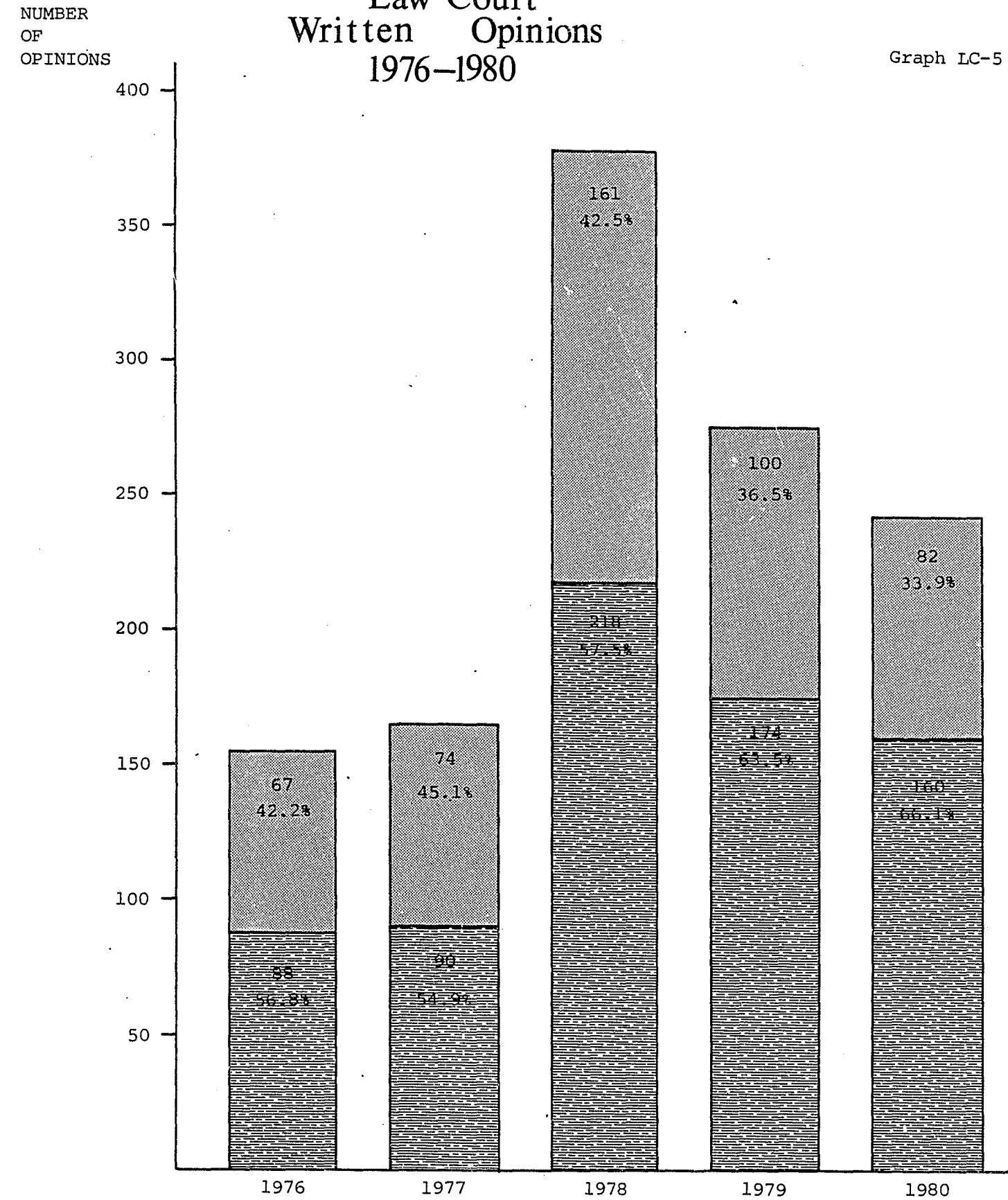
Law Court Total Caseload Summary 1976-1980

Graph LC-4



Law Court Written Opinions 1976-1980

Graph LC-5



----- Cases Pending at End of Year New Filings ——— Dispositions

■ CRIMINAL ■ CIVIL

Table LC-6

APPELLATE DIVISION
CASELOAD
1980

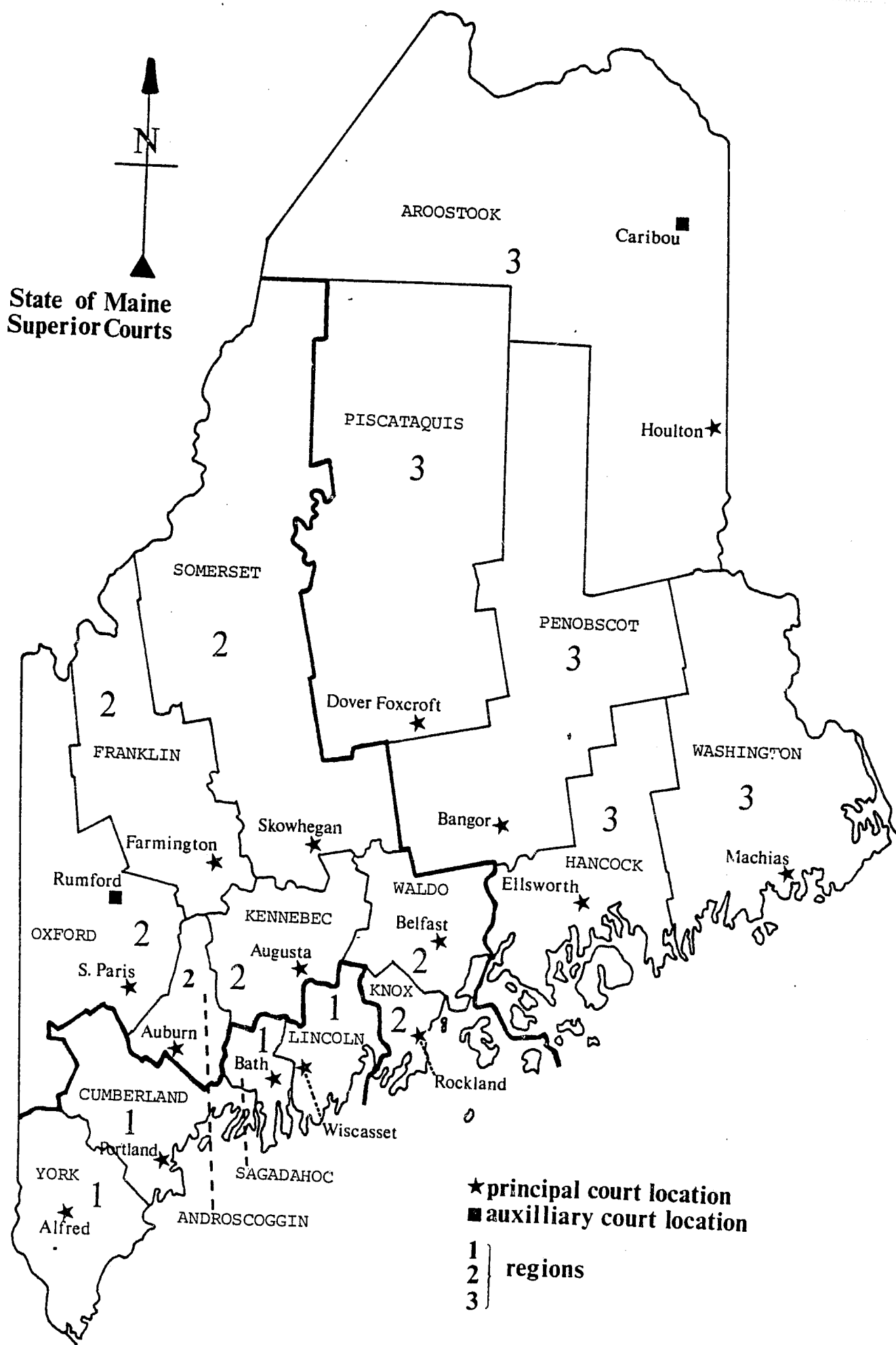
A. Appeals Pending at Beginning of Year	21
B. Appeals Filed	51
C. Total Caseload (A + B)	72
D. Appeals Disposed	30
E. Appeals Pending at End of Year	42
F. Hearings Held	2
G. Disposition Information	
1. Sentences Unchanged	20
2. Sentences Reduced	3
3. Sentences Increased	0
4. Cases Dismissed for Lack of Jurisdiction	5
5. Cases Dismissed as Moot (appellant prevailed in Law Court)	2
H. Cases Pending Because Appeal is Pending in Law Court	33

APPENDIX II

SUPERIOR COURT

CASELOAD STATISTICS

State of Maine
Superior Courts



SUPERIOR COURT CASELOAD STATISTICS

Introduction

The Superior Court Statistical Reporting System was established in 1977, and is based upon statistical submissions prepared manually by Superior Court clerks, which are subsequently keypunched for computerized editing and updating on a monthly basis. Quarterly reports generated through twelve reporting programs provide caseload information for management purposes throughout the year and serve as the source of the data presented in this Annual Report. Definitions of case and disposition types appear on pages 63 and 127 of this report.

In order to determine trends over a period of time, many tables include information for the years 1977, 1978 and 1979. Because of an extensive auditing process undertaken in December, 1980, some of these figures may not match those which appeared in previous Annual Report publications, although the variations in most instances are minimal. All figures are presented by calendar year.

TOTAL CASELOAD

Table SC-1

This table compares civil filings and dispositions to criminal filings and dispositions from 1977 to 1980, and calculates each as a percentage of total caseload. Both types of cases have experienced significantly greater increases in dispositions than in incoming filings during this period, with criminal dispositions accounting for a greater proportion of total dispositions. Total filings and re-filings in the Superior Court have increased by almost 14% during the past four years, while dispositions have risen by a full 30%.

CIVIL CASELOAD Tables SC-2 through SC-11

Table SC-2

This table shows the change in pending caseload, filings, and dispositions during the 1979-1980 period, and indicates a 7.3% increase in filings, compared to a lesser 4.2% rise in dispositions. Despite these rather moderate figures statewide, the courts individually experienced considerable variation, ranging from a 10% decrease in filings in Knox to Oxford's 26% increase. The state's civil pending caseload has experienced a 9% increase during 1979 as well as 1980, which is greater than the increase in filings, and is a function of the corresponding decrease in dispositions. It should be noted

that this table includes URESA cases, unlike a similar table in the 1979 Annual Report which did not include such cases. Also, filings and re filings are presented as a single total; re filings are cases which were returned to the Superior Court for further action after having been disposed.

Graph SC-3

This graph demonstrates the juxtaposition of filings and dispositions over the last four years, during which time filings have continued to exceed dispositions.

Table SC-4

This table provides a summary analysis of civil filings by type of case in the Superior Courts, and most significantly indicates that URESA cases currently constitute almost one-quarter of the state's civil caseload.

Table SC-5

This table details civil filings and dispositions over the last four years for each Superior Court. Statewide, civil filings increased by over 13% from 1977 to 1980, while URESA cases rose by a full 73.6%. Dispositions in most case categories have risen markedly, although the percentage increase in dispositions did lag behind filings during the 1979-1980 period.

It should be noted that effective March, 1979, Habitual Offender cases were no longer filed in the Superior Court, although such cases may have been subsequently disposed.

Table SC-6

This table compares 1979 and 1980 civil dispositions by type of disposition for each Superior Court. Statewide, 40% of all civil dispositions occurred pursuant to Rule 41(a) in 1979, compared to the 36% in 1980 which ranged from Aroostook's 26.3% to 46% in Sagadahoc.

Graph SC-7

This graph demonstrates the continued increase in the number of pending civil cases since 1978. At the end of December, 1980, there were 11,449 civil cases pending, a 28.2% increase from 8,930 pending as of January 1, 1978, although the yearly increase has decreased slightly since 1978.

Table SC-8

This table details the number of civil cases pending by type of case, comparing the beginning of 1980 to the end of 1980 on a state-wide basis.

Table SC-9

This table compares jury trials and jury waived trials from 1979 to 1980, and calculates these trials as a percentage of total dispositions. It should be noted that dispositions exclude URESA cases, since trials are not held in such cases. The number of jury trials as a proportion of all dispositions remained stable, while jury waived trials rose from 3.5% in 1979 to 4.7% in 1980. However, the 155 jury trials during 1980 consumed over 341 days, compared to 286 days in 1979.

Table SC-10

This table shows the number of cases requiring various amounts of time to proceed through significant steps in civil case processing. Specifically, cases requiring 0-60 days, 61-120 days, 121-180 days, 181-240 days, and 240+ days are itemized from pre-trial memorandum to pre-trial conference, from pre-trial conference to jury trial, and from pre-trial conference to jury waived trial. In 1978, 71.6% of all civil cases required less than 120 days to move from the pre-trial memorandum stage to pre-trial conference, compared to 53.3% in 1980. Cases moving from pre-trial conference to jury trial requiring less than 120 days totalled 27.4% in 1978, compared to 17.5% in 1980, when 57% of all cases required over 240 days to reach jury trial. Similarly, in 1978, 46.6% of civil cases moved from pre-trial conference to jury waived trial in less than 120 days, while this percentage declined to 39.2% in 1980.

Table SC-11

This table provides the supporting detail for Table SC-10, and itemizes the time required for civil cases in each Superior Court to reach three key steps in civil case processing during 1980.

CRIMINAL CASELOAD
Tables SC-12 through SC-25

Table SC-12

This table shows the change in pending caseload, filings, and dispositions during the 1979-1980 period, and indicates a 7.3% increase in filings, compared to a greater 19.5% rise in dispositions. The courts individually have experienced considerable variation,

ranging from a 30% decrease in filings in Penobscot to Sagadahoc's 114% increase. The state experienced a meager 1.5% increase in pending caseload during 1980, a significant departure from the 25% increase during 1979.

Graph SC-13

This graph demonstrates the juxtaposition of filings and dispositions during the last four years, and the narrowing gap between the two during 1980.

Table SC-14

This table provides a summary analysis of criminal filings by type of case in the Superior Courts, and most significantly indicates that transfers from District Court now compose nearly half of the state's criminal caseload.

Table SC-15

This table details criminal filings and dispositions by type of case over the last four years for each Superior Court. Statewide, in four of the eight case categories, filings have increased since 1977, while the percentage increase in dispositions has exceeded filings in all but two categories.

Table SC-16

This table provides a summary analysis of criminal filings by class of charge, and indicates that Class D filings have decreased by almost 11% since 1979, while Title 29 filings have risen by 19.6% during the same period.

Table SC-17

This table details criminal filings and dispositions by class of charge over the last two years for each Superior Court. Most significantly, Title 29 filings accounted for 37.7% of the state's criminal caseload in 1980, compared to the 33.7% in 1979. Similarly, these filings were responsible for over 38% of all dispositions.

Table SC-18

This table demonstrates the difference between cases counted by docket number and those counted by defendant. In some Superior Courts,

District Attorneys often file cases containing multiple defendants on one docket number, while in other counties, the practice has been to file only one defendant per docket number.

Table SC-19

This table compares 1979 and 1980 criminal dispositions by type of disposition for each Superior Court. During 1979, 31.6% of all cases statewide were dismissed pursuant to Rule 48(a), compared to 33.4% in 1980. The proportion of cases disposed by guilty plea also rose, from 46.8% in 1979 to 49.0% in 1980, the latter of which ranged from 37.6% in Aroostook to 62.2% in Lincoln.

Graph SC-20

This graph demonstrates the increase in the number of pending criminal cases since 1978, which tapered off dramatically in 1980, and in fact has risen by only 1.5% during that year. However, the 4,553 pending cases at the end of December, 1980 represent a 30.8% increase from the 3,481 caseload as of January 1, 1978.

Table SC-21

This table details the number of criminal cases pending by type of case, comparing the beginning of 1980 to the end of 1980 on a statewide basis.

Table SC-22

This table compares jury trials and jury waived trials from 1979 to 1980, and calculates these trials as a percentage of total dispositions. The number of jury trials as a proportion of all dispositions has declined from 6.2% in 1979 to 5.4% in 1980, although such trials rose substantially in Piscataquis and Androscoggin. Jury waived trials composed 2.8% of all dispositions in 1979, compared to 2.2% in 1980.

Table SC-23

This table itemizes criminal jury trials and jury waived trials by type of case for each Superior Court during 1980. Indictments account for 26.6% of all dispositions, but are responsible for 46.7% of all criminal jury trials. Further, 9.5% of all indictments culminate in a jury trial, ranging from 4.2% in Cumberland to 20% in Androscoggin.

Table SC-24

This table shows the average number of days required to dispose of certain types of criminal cases during 1979 and 1980. This average is calculated from first appearance to disposition for indictments, and from filing to disposition for transfers, appeals, and juvenile appeals. It should be noted that such averages can be somewhat misleading, particularly when one or two cases in a small county may take an extraordinary amount of time to reach disposition.

Table SC-25

This table shows the number of cases requiring various amounts of time to proceed through significant steps in criminal case processing. Specifically, indictments requiring 0-30 days, 31-60 days, 61-90 days, 91-120 days, and 121+ days are itemized from filing to first appearance, first appearance to guilty plea, first appearance to jury trial, first appearance to jury waived trial, and first appearance to disposition. Similarly, transfers, appeals, and juvenile appeals are itemized from filing to first appearance, filing to guilty plea, filing to jury trial, filing to jury waived trial, and filing to disposition. Statewide, 64% of all indictments required in excess of 121 days to move from first appearance to jury trial, along with 58% of all transfers and 70% of all appeals. Further, 38.3% of all indictments reached disposition within 90 days of first appearance; 47.1% of all transfers, 34.6% of all appeals, and 51.2% of all juvenile appeals reached disposition within 90 days of filing.

Table SC-1

SUPERIOR COURT
TOTAL CASELOAD
1977-1980

	Filings and Refilings								
	1977		1978		1979		1980		% Change
	# of Cases	% of Total	# of Cases	% of Total	# of Cases	% of Total	# of Cases	% of Total	
Civil	7533	49.2	8023	51.9	7974	49.1	8557	49.1	13.6
Criminal*	7787	50.8	7446	48.1	8254	50.9	8859	50.9	13.8
TOTAL	15,320		15,469		16,228		17,416		13.7

	Dispositions								
	1977		1978		1979		1980		% Change
	# of Cases	% of Total	# of Cases	% of Total	# of Cases	% of Total	# of Cases	% of Total	
Civil	6039	47.9	7105	49.2	7312	49.9	7618	46.4	26.2
Criminal*	6580	52.1	7344	50.8	7353	50.1	8790	53.6	33.6
TOTAL	12,619		14,449		14,665		16,408		30.0

* counted by docket number

SUPERIOR COURT

CIVIL

CASELOAD STATISTICS

SUPERIOR COURT
CIVIL FILINGS AND DISPOSITIONS
BY COURT
1979-1980

Table SC-2

COUNTY	1979			Filings & Refilings			Dispositions			1980		
	Pending 1-1-79	12-31-79	Percent Change	1979	1980	Percent Change	1979	1980	Percent Change	Pending 1-1-80	12-31-80	Percent Change
Androscoggin	842	1048	24.5	840	780	-7.1	634	663	4.6	1048	1165	11.2
Aroostook	576	615	6.8	470	532	13.2	431	505	17.2	615	642	4.4
Cumberland	2349	2420	3.0	1729	1962	13.5	1658	1590	-4.7	2420	2802	15.8
Franklin	164	179	9.2	163	195	19.6	148	141	-4.7	179	233	30.2
Hancock	360	410	13.9	326	308	-5.5	276	290	5.1	410	428	4.4
Kennebec	1314	1397	6.3	876	871	-.6	793	838	5.7	1397	1430	2.4
Knox	290	334	15.2	275	247	-10.2	231	231	-0-	334	350	4.8
Lincoln	171	171	-0-	168	177	5.4	168	159	-5.4	171	189	10.5
Oxford	329	323	-1.8	246	311	26.4	252	312	23.8	323	322	-.3
Penobscot	1161	1304	12.3	967	983	1.7	824	938	13.8	1304	1349	3.5
Piscataquis	73	84	15.1	76	85	11.8	65	47	-27.7	84	122	45.2
Sagadahoc	246	245	.4	196	197	.5	197	163	-17.3	245	279	13.9
Somerset	408	366	-10.3	328	374	14.0	370	362	-2.2	366	378	3.3
Waldo	211	231	9.5	182	189	3.9	162	167	3.1	231	253	9.5
Washington	263	297	12.9	239	249	4.2	205	218	6.3	297	328	10.4
York	1091	1086	-.5	893	1097	22.8	898	1004	11.8	1086	1179	8.6
TOTAL	9848	10,510	8.9	7974	8557	7.3	7312	7618	4.2	10,510	11,449	8.9

SUPERIOR COURT CIVIL FILINGS and DISPOSITIONS

Graph SC-3

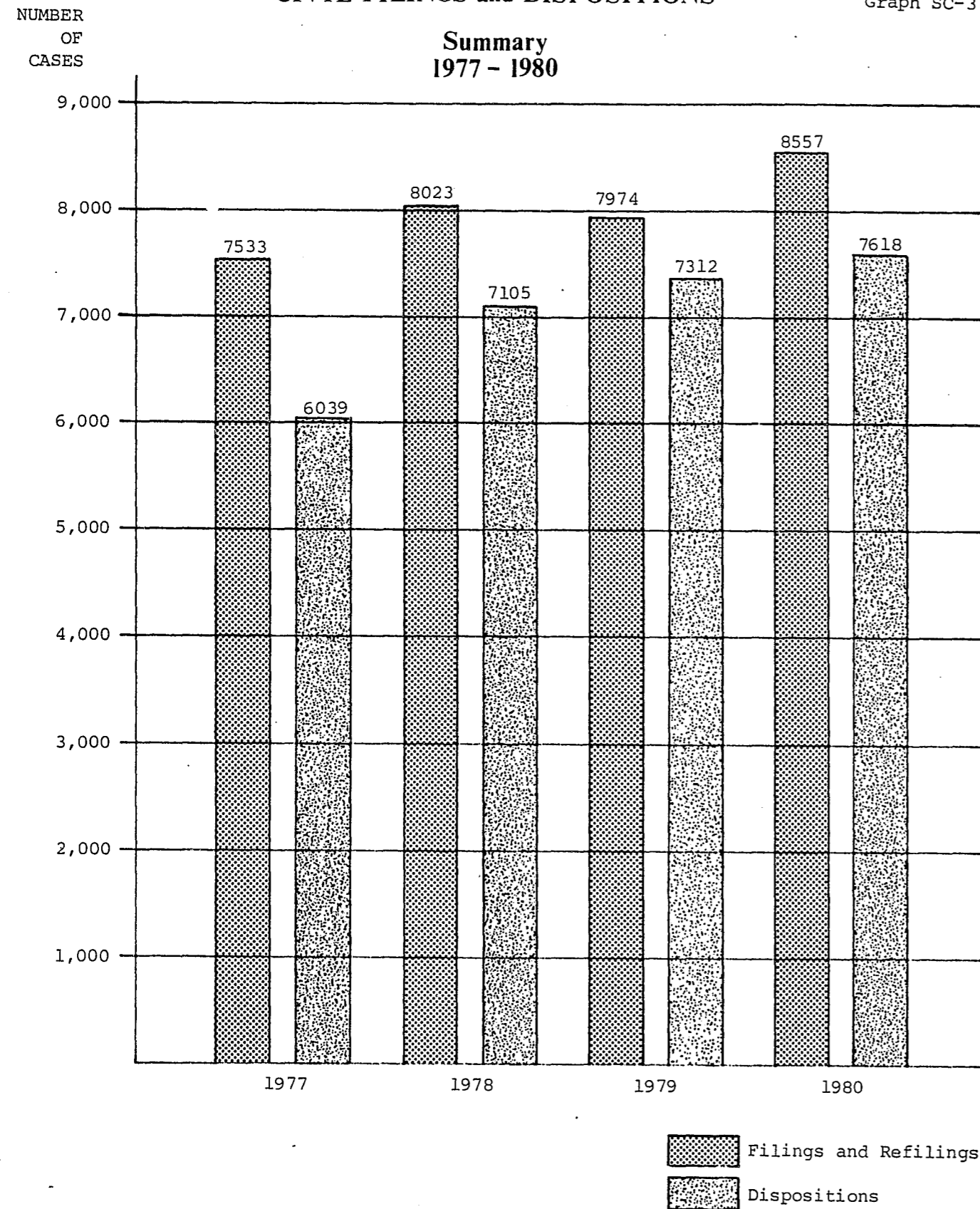


Table SC-4

SUPERIOR COURT PERCENTAGE OF CIVIL FILINGS* BY TYPE OF CASE

Type of Case**	1977	1978	1979	1980
Damages	11.6	11.8	14.6	12.7
Personal Injury	12.7	10.8	12.0	11.5
Contract	14.6	16.5	17.9	15.8
URESAs	15.6	18.3	17.8	23.8
Divorce	6.8	6.7	6.4	5.7
Traffic Infraction Appeals	.3	.4	.5	.4
Habeas Corpus	.7	1.0	1.0	.6
Other Appeals from District Court	2.7	2.3	2.6	2.1
Habitual Offender	.5	7.2	1.4	N A
Other	34.6	25.2	25.9	27.4
TOTAL	100.0	100.0	100.0	100.0

* Includes refilings

** Refer to definitions appearing on page 63 of this report.

Percentages may not total 100.0 due to rounding.

Table SC-5

SUPERIOR COURT
CIVIL FILINGS AND DISPOSITIONS
BY TYPE OF CASE
1977-1980

STATE Type of Case*	F I L I N G S A N D R E F I L I N G S						D I S P O S I T I O N S					
	1977	1978	1979	1980	% Chg 77-80	% Chg 79-80	1977	1978	1979	1980	% Chg 77-80	% Chg 79-80
Damages	872	945	1163	1087	24.7	-6.5	635	751	863	931	46.6	7.9
Personal Injury	953	866	957	985	3.4	2.9	744	875	846	852	14.5	.7
Contract	1102	1320	1427	1349	22.4	-5.5	946	1086	1248	1272	34.5	1.9
URESA	1172	1466	1418	2035	73.6	43.5	930	1127	1300	1552	66.9	19.4
Divorce	511	539	506	490	-4.1	-3.2	372	527	450	479	28.8	6.4
Traffic Infraction Appeals	24	33	43	30	25.0	-30.2	20	25	40	32	60.0	-20.0
Habeas Corpus	55	76	78	51	-7.3	-34.6	65	66	73	66	1.5	-9.6
Other Appeals from District Court	204	181	210	183	-10.3	-12.9	172	238	202	208	20.9	3.0
Habitual Offender	36	575	111	NA	NA	NA	13	411	217	54	NA	NA
Other	2604	2022	2061	2347	-9.9	12.0	2142	1999	2073	2172	1.4	4.8
-TOTAL-	7533	8023	7974	8557	13.6	7.3	6039	7105	7312	7618	26.2	4.2

*Refer to definitions appearing on page 63 of this report.

SUPERIOR COURT
CIVIL FILINGS AND DISPOSITIONS
BY TYPE OF CASE

Table SC-5
(cont.)

ANDROSCOGGIN Type of Case*	F I L I N G S A N D R E F I L I N G S						D I S P O S I T I O N S						
	1977	1978	1979	1980	% Chg 77-80	% Chg 79-80	1977	1978	1979	1980	% Chg 77-80	% Chg 79-80	
Damages	113	136	176	122	8.0	-30.7	114	106	113	137	20.2	21.2	
Personal Injury	105	126	135	156	48.6	15.6	90	101	92	111	23.3	20.7	
Contract	159	128	130	113	-28.9	-13.1	160	137	115	101	-36.9	-12.2	
URES A	103	118	123	134	30.1	8.9	93	88	101	99	6.5	-2.0	
Divorce	40	41	44	38	-5.0	-13.6	38	53	37	38	-0-	2.7	
Traffic Infraction	-0-	1	3	1	-0-	-66.7	-0-	1	1	2	-0-	100.0	
Appeals	1	2	8	2	100.0	-75.0	6	2	5	3	-50.0	-40.0	
Habeas Corpus	9	13	18	12	33.3	-33.3	7	10	18	9	28.6	-50.0	
Other Appeals from District Court	3	52	-0-	NA	NA	NA	-0-	45	8	1	NA	NA	
Habitual Offender	202	131	203	202	-0-	-.5	170	152	144	162	-4.7	12.5	
Other	-TOTAL-	735	748	840	780	6.1	-7.1	678	695	634	663	-2.2	4.6
AROOSTOOK													
Damages	61	79	79	80	31.2	1.3	35	40	65	63	80.0	-3.1	
Personal Injury	61	53	61	101	65.6	65.6	55	49	46	57	3.6	23.9	
Contract	20	59	88	32	60.0	-63.6	22	28	50	41	86.4	-18.0	
URES A	100	112	116	167	67.0	44.0	73	92	148	199	172.6	34.5	
Divorce	18	19	14	7	-61.1	-50.0	15	23	10	14	-6.7	40.0	
Traffic Infraction	-0-	-0-	-0-	-0-	-0-	-0-	-0-	-0-	-0-	-0-	-0-	-0-	
Appeals	3	3	5	1	-66.7	-80.0	2	6	4	4	100.0	-0-	
Habeas Corpus	38	8	11	5	-86.8	-54.5	21	17	12	12	-42.7	-0-	
Other Appeals from District Court	-0-	54	-0-	NA	NA	NA	-0-	46	8	-0-	NA	NA	
Habitual Offender	189	124	96	139	-26.5	42.7	181	166	88	115	-36.5	30.7	
Other	-TOTAL-	490	511	470	532	8.6	13.2	404	467	431	505	25.0	17.2

*Refer to definitions appearing on page 63 of this report.

Table SC-5
(cont.)

SUPERIOR COURT
CIVIL FILINGS AND DISPOSITIONS
BY TYPE OF CASE
1977-1980

CUMBERLAND Type of Case*	F I L I N G S A N D R E F I L I N G S						D I S P O S I T I O N S					
	1977	1978	1979	1980	% Chg 77-80	% Chg 79-80	1977	1978	1979	1980	% Chg 77-80	% Chg 79-80
Damages	235	232	313	400	70.2	27.8	210	220	229	243	15.7	6.1
Personal Injury	187	182	231	149	-20.3	-35.5	157	233	221	156	-.6	-29.4
Contract	182	267	345	381	109.3	10.4	156	213	263	315	101.9	19.8
URESA	220	272	286	385	75.0	34.6	152	194	226	279	83.6	23.5
Divorce	113	137	124	178	57.5	43.5	52	110	119	118	126.9	-.8
Traffic Infraction												
Appeals	6	2	11	9	50.0	-18.2	4	-0-	10	7	75.0	-30.0
Habeas Corpus	14	18	12	10	-28.5	-16.7	15	16	10	10	-33.3	-0-
Other Appeals from												
District Court	31	34	40	22	-29.0	-45.0	42	68	48	34	-19.1	-29.2
Habitual Offender	3	114	67	NA	NA	NA	-0-	52	91	25	NA	NA
Other	588	488	300	428	-27.2	35.0	404	503	441	393	-2.7	-10.9
-TOTAL-	1579	1746	1729	1962	24.3	13.5	1192	1609	1658	1580	32.6	-4.7
FRANKLIN												
Damages	21	14	21	15	-28.6	-28.6	10	20	9	13	30.0	44.4
Personal Injury	13	16	17	20	53.9	17.6	17	9	16	11	-35.3	-31.3
Contract	37	36	42	45	21.6	7.1	26	46	44	26	-0-	-40.9
URESA	30	44	24	39	30.0	62.5	28	36	34	29	3.6	-14.7
Divorce	3	11	27	25	733.3	-7.4	3	8	14	26	766.7	85.7
Traffic Infraction												
Appeals	1	1	1	1	-0-	-0-	3	-0-	2	-0-	-100.0	-100.0
Habeas Corpus	-0-	3	1	-0-	-0-	-100.0	2	2	2	-0-	-100.0	-100.0
Other Appeals from												
District Court	6	11	4	13	116.7	225.0	2	13	5	3	50.0	-40.0
Habitual Offender	1	17	10	NA	NA	NA	-0-	11	5	9	NA	NA
Other	44	20	16	37	-15.9	62.5	33	25	17	24	-27.3	41.2
-TOTAL-	155	173	163	195	25.8	19.6	124	170	148	141	13.7	-4.7

*Refer to definitions appearing on page 63 of this report.

Table SC-5
(cont.)

SUPERIOR COURT
CIVIL FILINGS AND DISPOSITIONS
BY TYPE OF CASE
1977-1980

HANCOCK Type of Case*	F I L I N G S A N D R E F I L I N G S						D I S P O S I T I O N S					
	1977	1978	1979	1980	% Chg 77-80	% Chg 79-80	1977	1978	1979	1980	% Chg 77-80	% Chg 79-80
Damages	15	21	31	37	146.7	19.4	13	18	21	22	69.2	4.8
Personal Injury	43	31	37	31	-27.9	-16.2	28	28	37	32	14.3	-13.5
Contract	55	51	76	47	-14.6	-38.2	52	61	51	53	1.9	3.9
URESA	50	46	43	79	58.0	83.7	48	42	29	54	12.5	86.2
Divorce	66	58	21	13	-80.3	-38.1	60	70	32	19	-68.3	-40.6
Traffic Infraction												
Appeals	1	2	1	1	-0-	-0-	2	2	-0-	2	-0-	-0-
Habeas Corpus	2	3	5	2	-0-	-60.0	2	2	2	4	100.0	100.0
Other Appeals from												
District Court	4	3	4	8	100.0	100.0	4	1	5	8	100.0	60.0
Habitual Offender	4	20	-0-	NA	NA	NA	4	10	9	1	NA	NA
Other	90	98	108	90	-0-	-16.7	80	73	90	95	18.8	5.6
-TOTAL-	330	333	326	308	-6.7	-5.5	293	307	276	290	-1.0	5.1
 KENNEBEC												
Damages	73	100	131	52	-28.8	-60.3	39	61	82	105	169.2	28.0
Personal Injury	96	102	92	79	-17.7	-14.1	66	99	76	93	40.9	22.4
Contract	120	140	166	128	6.7	-21.9	126	130	127	150	19.1	18.1
URESA	101	100	95	171	69.3	80.0	76	66	72	92	21.1	27.8
Divorce	29	32	28	23	-20.7	-17.9	19	30	23	25	31.6	8.7
Traffic Infraction												
Appeals	7	7	7	4	-42.9	-42.9	5	2	17	1	-80.0	-94.1
Habeas Corpus	6	5	5	5	-16.7	-0-	10	4	3	3	-70.0	-0-
Other Appeals from												
District Court	31	35	24	7	-77.4	-70.8	14	28	26	25	78.6	-3.8
Habitual Offender	14	88	4	NA	NA	NA	2	75	20	-0-	NA	NA
Other	443	322	324	402	-9.3	24.1	415	302	347	344	-17.1	-.9
-TOTAL-	920	931	876	871	-5.3	-.6	772	797	793	838	8.6	5.7

*Refer to definitions appearing on page 63 of this report.

SUPERIOR COURT
CIVIL FILINGS AND DISPOSITIONS
BY TYPE OF CASE

Table SC-5
(cont.)

KNOX Type of Case*	F I L I N G S A N D R E F I L I N G S						D I S P O S I T I O N S					
	1977	1978	1979	1980	% Chg 77-80	% Chg 79-80	1977	1978	1979	1980	% Chg 77-80	% Chg 79-80
Damages	19	31	50	40	110.5	-20.0	20	27	31	33	65.0	6.5
Personal Injury	41	24	24	30	-26.8	25.0	26	33	26	30	15.4	15.4
Contract	55	40	51	55	-0-	7.8	56	31	49	51	-8.9	4.1
URESA	27	53	57	57	111.1	-0-	23	48	52	40	73.9	-23.1
Divorce	3	4	19	6	100.0	68.4	5	3	10	10	100.0	-0-
Traffic Infraction												
Appeals	1	2	4	-0-	-100.0	-100.0	1	2	1	3	200.0	200.0
Habeas Corpus	6	11	9	5	-16.7	-44.4	4	12	10	7	75.0	-30.0
Other Appeals from District Court	8	2	8	8	-0-	-0-	5	7	2	13	160.0	550.0
Habitual Offender	-0-	18	-0-	NA	NA	NA	-0-	7	2	13	160.0	550.0
Other	67	45	53	46	-31.3	-13.2	56	12	5	1	NA	NA
-TOTAL-	227	230	275	247	8.8	-10.2	196	39	45	43	-23.2	-4.4
LINCOLN												
Damages	27	25	24	34	25.9	41.7	17	29	32	18	5.9	-43.8
Personal Injury	21	20	15	19	-9.5	26.7	22	20	14	19	-13.6	35.7
Contract	20	22	24	21	5.0	-12.5	26	21	25	20	-23.1	-20.0
URESA	32	27	30	31	-3.1	3.3	28	27	25	30	7.1	20.0
Divorce	8	8	11	7	-12.5	-36.4	11	10	5	8	-27.3	60.0
Traffic Infraction												
Appeals	-0-	5	3	-0-	-0-	-100.0	-0-	5	2	1	-0-	-50.0
Habeas Corpus	1	3	-0-	2	100.0	-0-	2	1	1	2	-0-	100.0
Other Appeals from District Court	2	4	5	5	150.0	-0-	2	3	4	7	250.0	75.0
Habitual Offender	1	18	9	NA	NA	NA	2	3	4	7	250.0	75.0
Other	85	52	47	58	-31.8	23.4	66	11	12	2	NA	NA
-TOTAL-	197	184	168	177	-10.2	5.4	176	73	48	52	-21.2	8.3
								200	168	159	-9.7	-5.4

*Refer to definitions appearing on page 63 of this report.

SUPERIOR COURT
CIVIL FILINGS AND DISPOSITIONS
BY TYPE OF CASE

Table SC-5
(cont.)

OXFORD Type of Case*	F I L I N G S A N D R E F I L I N G S						D I S P O S I T I O N S					
	1977	1978	1979	1980	% Chg 77-80	% Chg 79-80	1977	1978	1979	1980	% Chg 77-80	% Chg 79-80
Damages	53	34	21	21	-60.4	-0-	31	28	44	33	6.5	-25.0
Personal Injury	35	31	24	29	-17.1	20.8	26	24	25	26	-0-	4.0
Contract	43	65	56	58	34.9	3.6	23	33	40	59	156.5	47.5
URESAs	48	61	68	98	104.2	44.1	27	40	60	91	237.0	51.7
Divorce	20	20	12	21	5.0	75.0	17	21	15	19	11.8	26.7
Traffic Infraction												
Appeals	-0-	2	2	1	-0-	-50.0	-0-	-0-	-0-	4	-0-	-0-
Habeas Corpus	-0-	2	2	2	-0-	-0-	1	1	2	2	100.0	-0-
Other Appeals from District Court	4	4	7	20	400.0	185.7	1	4	3	10	900.0	233.3
Habitual Offender	4	24	2	NA	NA	NA	1	16	14	1	NA	NA
Other	40	33	52	61	52.5	17.3	58	54	49	67	15.5	36.7
-TOTAL-	247	276	246	311	25.9	26.4	185	221	252	312	68.7	23.8
PENOBSCOT												
Damages	51	62	106	99	94.1	-6.6	48	51	64	69	43.8	7.8
Personal Injury	141	130	140	138	-2.1	-1.4	140	106	110	143	2.1	30.0
Contract	168	242	217	213	26.8	-1.8	140	186	203	212	51.4	4.4
URESAs	112	173	158	243	117.0	53.8	46	106	124	187	306.5	50.8
Divorce	46	59	46	24	-47.8	-47.8	34	45	39	43	26.5	10.3
Traffic Infraction												
Appeals	-0-	4	3	1	-0-	-66.7	-0-	3	2	1	-0-	-50.0
Habeas Corpus	8	6	16	10	25.0	-37.5	7	5	16	14	100.0	-12.5
Other Appeals from District Court	19	23	36	28	47.4	-22.2	18	25	23	25	38.9	8.7
Habitual Offender	2	63	-0-	NA	NA	NA	3	51	18	-0-	NA	NA
Other	308	171	245	227	-26.3	-7.3	263	196	225	244	-7.2	8.4
-TOTAL-	855	933	967	983	15.0	1.7	699	774	824	938	34.2	13.8

*Refer to definitions appearing on page 63 of this report.

-43-

Table SC-5
(cont.)

SUPERIOR COURT
CIVIL FILINGS AND DISPOSITIONS
BY TYPE OF CASE
1977-1980

PISCATAQUIS Type of Case*	F I L I N G S A N D R E F I L I N G S						D I S P O S I T I O N S					
	1977	1978	1979	1980	% Chg 77-80	% Chg 79-80	1977	1978	1979	1980	% Chg 77-80	% Chg 79-80
Damages	8	8	8	2	-75.0	-75.0	11	7	7	6	-45.5	-14.3
Personal Injury	8	5	7	13	62.5	85.7	5	8	6	4	-20.0	-33.3
Contract	19	14	5	11	-42.1	120.0	18	14	8	8	-55.6	-0-
URESA	-0-	8	24	35	-0-	45.8	-0-	1	12	5	-0-	-58.3
Divorce	1	3	3	3	200.0	-0-	2	1	4	1	-50.0	-75.0
Traffic Infraction												
Appeals	-0-	-0-	-0-	-0-	-0-	-0-	-0-	-0-	-0-	-0-	-0-	-0-
Habeas Corpus	-0-	1	1	-0-	-0-	-100.0	-0-	-0-	-0-	-0-	-0-	-0-
Other Appeals from												
District Court	3	2	9	3	-0-	-66.7	10	2	10	5	-50.0	-50.0
Habitual Offender	1	11	18	NA	NA	NA	-0-	5	10	8	NA	NA
Other	32	7	1	18	-43.8	600.0	34	12	8	10	-70.6	25.0
-TOTAL-	72	59	76	85	18.1	11.8	80	50	65	47	-41.3	-27.7
SAGADAHOC												
Damages	18	31	21	14	-22.2	-33.3	8	14	29	17	112.5	-41.4
Personal Injury	23	24	33	34	47.8	3.0	12	15	26	27	125.0	3.8
Contract	34	51	40	41	20.6	2.5	16	20	49	36	125.0	-26.5
URESA	41	41	44	62	51.2	40.9	36	39	28	38	5.6	35.7
Divorce	12	6	4	6	-50.0	50.0	9	5	4	8	-11.1	100.0
Traffic Infraction												
Appeals	-0-	1	2	2	-0-	-0-	-0-	1	1	1	-0-	-0-
Habeas Corpus	1	2	1	1	-0-	-0-	2	-0-	2	1	-50.0	-50.0
Other Appeals from												
District Court	2	9	6	5	150.0	-16.7	3	9	6	7	133.3	16.7
Habitual Offender	1	14	-0-	NA	NA	NA	-0-	13	2	2	NA	NA
Other	37	26	45	32	-13.5	-31.1	36	25	50	26	-27.8	-48.0
-TOTAL-	169	205	196	197	16.6	.5	122	141	197	163	33.6	-17.3

*Refer to definitions appearing on page 63 of this report.

Table SC-5
(cont.)

SUPERIOR COURT
CIVIL FILINGS AND DISPOSITIONS
BY TYPE OF CASE
1977-1980

SOMERSET Type of Case*	F I L I N G S A N D R E F I L I N G S						D I S P O S I T I O N S					
	1977	1978	1979	1980	% Chg 77-80	% Chg 79-80	1977	1978	1979	1980	% Chg 77-80	% Chg 79-80
Damages	47	57	55	43	-8.5	-21.8	25	26	41	56	124.0	36.6
Personal Injury	30	26	54	43	43.3	-20.4	27	26	38	32	18.5	-15.8
Contract	67	63	41	71	6.0	73.2	44	60	82	56	27.3	-31.7
URESA	53	78	59	104	96.2	76.3	68	63	71	94	38.2	32.4
Divorce	103	78	74	78	-24.3	5.4	76	94	78	82	7.9	5.1
Traffic Infraction												
Appeals	-0-	-0-	-0-	-0-	-0-	-0-	-0-	-0-	-0-	-0-	-0-	-0-
Habeas Corpus	7	7	4	6	-14.3	50.0	7	7	4	10	42.9	150.0
Other Appeals from												
District Court	6	7	4	-0-	-100.0	-100.0	3	12	2	5	66.7	150.0
Habitual Offender	-0-	21	-0-	NA	NA	NA	-0-	16	5	-0-	NA	NA
Other	62	24	37	29	-53.2	-21.6	56	38	49	27	-51.8	-44.9
-TOTAL-	375	361	328	374	-.3	14.0	306	342	370	362	18.3	-2.2
WALDO												
Damages	16	10	26	17	6.3	-34.6	7	16	13	13	85.7	-0-
Personal Injury	21	30	20	16	-23.8	-20.0	9	17	22	22	144.4	-0-
Contract	33	51	30	39	18.2	30.0	23	27	44	38	65.2	-13.6
URESA	16	34	35	59	268.8	68.6	20	31	32	32	60.0	-0-
Divorce	7	6	5	10	42.9	100.0	6	8	6	7	16.7	16.7
Traffic Infraction												
Appeals	-0-	-0-	-0-	-0-	-0-	-0-	-0-	-0-	-0-	-0-	-0-	-0-
Habeas Corpus	1	1	2	-0-	-100.0	-100.0	2	1	2	-0-	-100.0	-100.0
Other Appeals from												
District Court	9	5	6	4	-55.6	-33.3	7	12	4	3	-57.1	-25.0
Habitual Offender	-0-	12	1	NA	NA	NA	-0-	9	1	2	NA	NA
Other	60	51	57	44	-26.7	-22.8	58	48	38	50	-13.8	31.6
-TOTAL-	163	200	182	189	16.0	3.9	132	169	162	167	26.5	3.1

*Refer to definitions appearing on page 63 of this report.

Table SC-5
(cont.)

SUPERIOR COURT
CIVIL FILINGS AND DISPOSITIONS
BY TYPE OF CASE

WASHINGTON Type of Case*	F I L I N G S A N D R E F I L I N G S						D I S P O S I T I O N S					
	1977	1978	1979	1980	% Chg 77-80	% Chg 79-80	1977	1978	1979	1980	% Chg 77-80	% Chg 79-80
Damages	18	22	24	13	-27.8	-45.8	9	11	16	13	44.4	-18.8
Personal Injury	19	28	25	24	26.3	-4.0	22	16	21	25	13.6	19.0
Contract	39	31	47	45	15.4	-4.3	38	25	23	48	26.3	108.7
URESAs	37	64	46	70	89.2	52.2	30	47	49	45	50.0	-8.2
Divorce	3	13	26	10	233.3	-61.5	6	8	15	14	133.3	-6.7
Traffic Infraction												
Appeals	-0-	-0-	3	-0-	-0-	-100.0	-0-	-0-	1	-0-	-0-	-100.0
Habeas Corpus	1	-0-	3	1	-0-	-66.7	1	1	3	1	-0-	-66.7
Other Appeals from District Court	5	9	9	6	20.0	-33.3	8	8	9	7	-12.5	-22.2
Habitual Offender	1	12	-0-	NA	NA	NA	1	11	1	-0-	NA	NA
Other	67	65	56	80	19.4	42.9	53	45	67	65	22.6	-3.0
-TOTAL-	190	244	239	249	31.1	4.2	172	172	205	218	26.7	6.3
 YORK												
Damages	97	83	77	98	1.0	27.3	38	77	67	90	136.8	34.3
Personal Injury	110	38	42	103	6.4	145.2	42	91	70	64	52.4	-8.6
Contract	51	60	69	49	-3.9	-29.0	20	54	75	58	190.0	-22.7
URESAs	202	235	210	301	49.0	43.3	182	207	237	238	30.8	.4
Divorce	39	44	48	41	5.1	-14.6	19	38	39	47	147.4	20.5
Traffic Infraction												
Appeals	8	6	3	10	25.0	233.3	5	9	3	10	100.0	233.3
Habeas Corpus	4	9	4	4	-0-	-0-	2	6	7	5	150.0	-28.6
Other Appeals from District Court	27	12	19	37	37.0	94.7	25	19	25	25	40.0	40.0
Habitual Offender	1	37	-0-	NA	NA	NA	-0-	28	8	2	NA	NA
Other	290	365	421	454	56.6	7.8	179	248	367	455	154.2	24.0
-TOTAL-	829	889	893	1097	32.3	22.8	512	777	898	1004	96.1	11.8

*Refer to definitions appearing on page 63 of this report.

Table SC-6

SUPERIOR COURT
CIVIL DISPOSITIONS
BY TYPE OF DISPOSITION
1979-1980

STATE	1979 DISPOSITIONS	PERCENT OF TOTAL DISPOSITIONS	1980 DISPOSITIONS	PERCENT OF TOTAL DISPOSITIONS
TYPE OF DISPOSITION*				
Default Judgment	297	4.1	297	3.9
Rule 41 (a)	2945	40.3	2742	36.0
Rule 41 (b)	779	10.7	870	11.4
Dismissal	337	4.6	491	6.4
Summary Judgment	206	2.8	218	2.9
Final Order	1486	20.3	1622	21.3
Divorce Decree	318	4.3	353	4.6
Appeal Sustained	22	.3	20	.3
Appeal Denied	97	1.3	130	1.7
Writ Denied	27	.4	16	.2
Writ Granted	9	.1	5	.1
Court Finding	142	1.9	178	2.3
Jury Verdict	116	1.6	130	1.7
Direct Verdict	9	.1	7	.1
Multiple Judgments	28	.4	14	.2
Other	494	6.8	525	6.9
TOTAL	7312	100.0	7618	100.0

* Refer to definitions beginning on page 63 of this report.

(Percentages may not total 100.0 due to rounding.)

ANDROSCOGGIN TYPE OF DISPOSITION*	Table SC-6 (cont.)			
	1979 DISPOSITIONS	PERCENT OF TOTAL DISPOSITIONS	1980 DISPOSITIONS	PERCENT OF TOTAL DISPOSITIONS
Default Judgment	28	4.4	26	3.9
Rule 41 (a)	284	44.8	302	45.6
Rule 41 (b)	57	9.0	36	5.4
Dismissal	39	6.2	43	6.5
Summary Judgment	17	2.7	6	.9
Final Order	124	19.6	158	23.8
Divorce Decree	22	3.5	27	4.1
Appeal Sustained	2	.3	1	.2
Appeal Denied	9	1.4	7	1.1
Writ Denied	3	.5	-0-	-0-
Writ Granted	-0-	-0-	-0-	-0-
Court Finding	13	2.1	23	3.5
Jury Verdict	5	.8	7	1.1
Direct Verdict	-0-	-0-	-0-	-0-
Multiple Judgments	9	1.4	2	.3
Other	22	3.5	25	3.8
TOTAL	634	100.0	663	100.0
AROOSTOOK				
Default Judgment	16	3.7	17	3.4
Rule 41 (a) ¹	194	45.0	133	26.3
Rule 41 (b) ²	30	7.0	59	11.7
Dismissal	19	4.4	32	6.3
Summary Judgment	13	3.0	3	.6
Final Order	34	7.9	74	14.7
Divorce Decree	10	2.3	7	1.4
Appeal Sustained	-0-	-0-	-0-	-0-
Appeal Denied	1	.2	-0-	-0-
Writ Denied	2	.5	-0-	-0-
Writ Granted	-0-	-0-	-0-	-0-
Court Finding	6	1.4	-0-	-0-
Jury Verdict	7	1.6	7	1.4
Direct Verdict	-0-	-0-	1	.2
Multiple Judgments	2	.5	-0-	-0-
Other	97	22.5	172	34.1
TOTAL	431	100.0	505	100.0

CUMBERLAND

Table SC-6
(cont.)

<u>TYPE OF DISPOSITION*</u>	<u>1979 DISPOSITIONS</u>	<u>PERCENT OF TOTAL DISPOSITIONS</u>	<u>1980 DISPOSITIONS</u>	<u>PERCENT OF TOTAL DISPOSITIONS</u>
Default Judgment	61	3.7	65	4.1
Rule 41 (a)	737	44.5	624	39.5
Rule 41 (b)	199	12.0	239	15.1
Dismissal	120	7.2	139	8.8
Summary Judgment	39	2.4	52	3.3
Final Order	233	14.1	248	15.7
Divorce Decree	98	5.9	90	5.7
Appeal Sustained	1	.1	1	.1
Appeal Denied	30	1.8	31	2.0
Writ Denied	6	.4	1	.1
Writ Granted	-0-	-0-	1	.1
Court Finding	24	1.4	24	1.5
Jury Verdict	39	2.4	30	1.9
Direct Verdict	5	.3	2	.1
Multiple Judgments	8	.5	-0-	-0-
Other	58	3.5	33	2.1
TOTAL	1658	100.0	1580	100.0
FRANKLIN				
Default Judgment	11	7.4	8	5.7
Rule 41 (a)	46	31.1	47	33.3
Rule 41 (b)	11	7.4	-0-	-0-
Dismissal	10	6.8	8	5.7
Summary Judgment	11	7.4	6	4.3
Final Order	31	20.9	33	23.4
Divorce Decree	11	7.4	23	16.3
Appeal Sustained	1	.7	-0-	-0-
Appeal Denied	5	3.4	1	.7
Writ Denied	1	.7	-0-	-0-
Writ Granted	-0-	-0-	-0-	-0-
Court Finding	3	2.0	9	6.4
Jury Verdict	2	1.4	2	1.4
Direct Verdict	-0-	-0-	-0-	-0-
Multiple Judgments	1	.7	1	.7
Other	4	2.7	3	2.1
TOTAL	148	100.0	141	100.0

HANCOCK

TYPE OF DISPOSITION*	1979		1980	
	DISPOSITIONS	PERCENT OF TOTAL DISPOSITIONS	DISPOSITIONS	PERCENT OF TOTAL DISPOSITIONS
Default Judgment	15	5.4	7	2.4
Rule 41 (a)	96	34.8	93	32.1
Rule 41 (b)	36	13.0	30	10.3
Dismissal	10	3.6	26	9.0
Summary Judgment	14	5.1	23	7.9
Final Order	33	12.0	38	13.1
Divorce Decree	21	7.6	14	4.8
Appeal Sustained	-0-	-0-	2	.7
Appeal Denied	2	.7	4	1.4
Writ Denied	2	.7	1	.3
Writ Granted	-0-	-0-	-0-	-0-
Court Finding	8	2.9	16	5.5
Jury Verdict	6	2.2	4	1.4
Direct Verdict	-0-	-0-	1	.3
Multiple Judgments	1	.4	1	.3
Other	32	11.6	30	10.3
TOTAL	276	100.0	290	100.0

KENNEBEC

Default Judgment	35	4.4	38	4.5
Rule 41 (a)	320	40.4	336	40.1
Rule 41 (b)	120	15.1	118	14.1
Dismissal	24	3.0	37	4.4
Summary Judgment	9	1.1	14	1.7
Final Order	208	26.2	212	25.3
Divorce Decree	13	1.6	17	2.0
Appeal Sustained	1	.1	-0-	-0-
Appeal Denied	5	.6	3	.4
Writ Denied	-0-	-0-	-0-	-0-
Writ Granted	-0-	-0-	1	.1
Court Finding	5	.6	5	.6
Jury Verdict	7	.9	12	1.4
Direct Verdict	-0-	-0-	1	.1
Multiple Judgments	-0-	-0-	2	.2
Other	46	5.8	42	5.0
TOTAL	793	100.0	838	100.0

Table SC-6
(cont.)

Table SC-6
(cont.)

KNOX

<u>TYPE OF DISPOSITION *</u>	<u>1979 DISPOSITIONS</u>	<u>PERCENT OF TOTAL DISPOSITIONS</u>	<u>1980 DISPOSITIONS</u>	<u>PERCENT OF TOTAL DISPOSITIONS</u>
Default Judgment	5	2.2	10	4.3
Rule 41 (a)	90	39.0	76	32.9
Rule 41 (b)	26	11.3	26	11.3
Dismissal	1	.4	11	4.8
Summary Judgment	6	2.6	2	.9
Final Order	54	23.4	44	19.0
Divorce Decree	10	4.3	8	3.5
Appeal Sustained	1	.4	2	.9
Appeal Denied	2	.9	7	3.0
Writ Denied	4	1.7	4	1.7
Writ Granted	1	.4	1	.4
Court Finding	6	2.6	9	3.9
Jury Verdict	5	2.2	4	1.7
Direct Verdict	1	.4	2	.9
Multiple Judgments	-0-	-0-	-0-	-0-
Other	19	8.2	25	10.8
TOTAL	231	100.0	231	100.0

-51-

LINCOLN

Default Judgment	9	5.4	3	1.9
Rule 41 (a)	74	44.0	65	40.9
Rule 41 (b)	7	4.2	2	1.3
Dismissal	9	5.4	6	3.8
Summary Judgment	2	1.2	8	5.0
Final Order	43	25.6	50	31.4
Divorce Decree	-0-	-0-	4	2.5
Appeal Sustained	-0-	-0-	-0-	-0-
Appeal Denied	3	1.8	4	2.5
Writ Denied	1	.6	-0-	-0-
Writ Granted	-0-	-0-	-0-	-0-
Court Finding	6	3.6	5	3.1
Jury Verdict	2	1.2	3	1.9
Direct Verdict	1	.6	-0-	-0-
Multiple Judgments	1	.6	2	1.3
Other	10	6.0	7	4.4
TOTAL	168	100.0	159	100.0

Table SC-6
(cont.)

OXFORD

<u>TYPE OF DISPOSITION *</u>	<u>1979 DISPOSITIONS</u>	<u>PERCENT OF TOTAL DISPOSITIONS</u>	<u>1980 DISPOSITIONS</u>	<u>PERCENT OF TOTAL DISPOSITIONS</u>
Default Judgment	11	4.4	17	5.4
Rule 41 (a)	95	37.7	93	29.8
Rule 41 (b)	18	7.1	30	9.6
Dismissal	17	6.7	50	16.0
Summary Judgment	7	2.8	2	.6
Final Order	48	19.0	79	25.3
Divorce Decree	8	3.2	13	4.2
Appeal Sustained	2	.8	-0-	-0-
Appeal Denied	2	.8	5	1.6
Writ Denied	-0-	-0-	2	.6
Writ Granted	-0-	-0-	1	.3
Court Finding	4	1.6	4	1.3
Jury Verdict	2	.8	4	1.3
Direct Verdict	-0-	-0-	-0-	-0-
Multiple Judgments	-0-	-0-	1	.3
Other	38	15.1	11	3.5
TOTAL	252	100.0	312	100.0

-52-

PENOBSCOT

Default Judgment	43	5.2	40	4.3
Rule 41 (a)	335	40.7	327	34.9
Rule 41 (b)	81	9.8	105	11.2
Dismissal	38	4.6	57	6.1
Summary Judgment	22	2.7	22	2.3
Final Order	176	21.4	226	24.1
Divorce Decree	29	3.5	33	3.5
Appeal Sustained	1	.1	2	.2
Appeal Denied	1	.1	18	1.9
Writ Denied	3	.4	4	.4
Writ Granted	2	.2	1	.1
Court Finding	20	2.4	22	2.3
Jury Verdict	6	.7	16	1.7
Direct Verdict	-0-	-0-	-0-	-0-
Multiple Judgments	2	.2	-0-	-0-
Other	65	7.9	65	6.9
TOTAL	824	100.0	938	100.0

PISCATAQUIS

Table SC-6
(cont.)

<u>TYPE OF DISPOSITION*</u>	<u>1979 DISPOSITIONS</u>	<u>PERCENT OF TOTAL DISPOSITIONS</u>	<u>1980 DISPOSITIONS</u>	<u>PERCENT OF TOTAL DISPOSITIONS</u>
Default Judgment	3	4.6	3	6.4
Rule 41 (a)	18	27.7	19	40.4
Rule 41 (b)	7	10.8	3	6.4
Dismissal	2	3.1	1	2.1
Summary Judgment	-0-	-0-	4	8.5
Final Order	10	15.4	6	12.8
Divorce Decree	2	3.1	1	2.1
Appeal Sustained	2	3.1	1	2.1
Appeal Denied	4	6.2	2	4.3
Writ Denied	-0-	-0-	-0-	-0-
Writ Granted	-0-	-0-	-0-	-0-
Court Finding	2	3.1	1	2.1
Jury Verdict	-0-	-0-	-0-	-0-
Direct Verdict	-0-	-0-	-0-	-0-
Multiple Judgments	-0-	-0-	-0-	-0-
Other	15	23.1	6	12.8
TOTAL	65	100.0	47	100.0
SAGADAHOC				
Default Judgment	2	1.0	3	1.8
Rule 41 (a)	104	52.8	75	46.0
Rule 41 (b)	35	17.8	27	16.6
Dismissal	1	.5	7	4.3
Summary Judgment	2	1.0	4	2.5
Final Order	29	14.7	23	14.1
Divorce Decree	2	1.0	6	3.7
Appeal Sustained	-0-	-0-	2	1.2
Appeal Denied	6	3.0	2	1.2
Writ Denied	-0-	-0-	-0-	-0-
Writ Granted	1	.5	-0-	-0-
Court Finding	3	1.5	2	1.2
Jury Verdict	3	1.5	5	3.1
Direct Verdict	-0-	-0-	-0-	-0-
Multiple Judgments	-0-	-0-	-0-	-0-
Other	9	4.6	7	4.3
TOTAL	197	100.0	163	100.0

Table SC-6
(cont.)

SOMERSET		1979		1980	
TYPE OF DISPOSITION*	DISPOSITIONS	PERCENT OF TOTAL DISPOSITIONS	DISPOSITIONS	PERCENT OF TOTAL DISPOSITIONS	
Default Judgment	15	4.1	3	.8	
Rule 41 (a)	118	31.9	96	26.5	
Rule 41 (b)	50	13.5	43	11.9	
Dismissal	16	4.3	32	8.8	
Summary Judgment	11	3.0	12	3.3	
Final Order	73	19.7	64	17.7	
Divorce Decree	53	14.3	62	17.1	
Appeal Sustained	-0-	-0-	4	1.1	
Appeal Denied	4	1.1	6	1.7	
Writ Denied	-0-	-0-	1	.3	
Writ Granted	1	.3	-0-	-0-	
Court Finding	5	1.4	7	1.9	
Jury Verdict	8	2.2	8	2.2	
Direct Verdict	-0-	-0-	-0-	-0-	
Multiple Judgments	1	.3	3	.8	
Other	15	4.1	21	5.8	
TOTAL	370	100.0	362	100.0	
WALDO					
Default Judgment	13	8.0	12	7.2	
Rule 41 (a)	61	37.7	68	40.7	
Rule 41 (b)	6	3.7	17	10.2	
Dismissal	9	5.6	18	10.8	
Summary Judgment	13	8.0	7	4.2	
Final Order	29	17.9	23	13.8	
Divorce Decree	6	3.7	7	4.2	
Appeal Sustained	2	1.2	-0-	-0-	
Appeal Denied	2	1.2	1	.6	
Writ Denied	-0-	-0-	-0-	-0-	
Writ Granted	2	1.2	-0-	-0-	
Court Finding	6	3.7	3	1.8	
Jury Verdict	5	3.1	3	1.8	
Direct Verdict	-0-	-0-	-0-	-0-	
Multiple Judgments	-0-	-0-	-0-	-0-	
Other	8	4.9	8	4.8	
TOTAL	162	100.0	167	100.0	

Table SC-6
(cont.)

WASHINGTON	1979	PERCENT OF	1980	PERCENT OF
TYPE OF DISPOSITION*	DISPOSITIONS	TOTAL DISPOSITIONS	DISPOSITIONS	TOTAL DISPOSITIONS
Default Judgment	3	1.5	14	6.4
Rule 41 (a)	81	39.5	96	44.0
Rule 41 (b)	26	12.7	9	4.1
Dismissal	7	3.4	11	5.0
Summary Judgment	10	4.9	4	1.8
Final Order	35	17.1	32	14.7
Divorce Decree	6	2.9	9	4.1
Appeal Sustained	3	1.5	3	1.4
Appeal Denied	4	2.0	5	2.3
Writ Denied	2	1.0	1	.5
Writ Granted	-0-	-0-	-0-	-0-
Court Finding	13	6.3	6	2.8
Jury Verdict	-0-	-0-	8	3.7
Direct Verdict	-0-	-0-	-0-	-0-
Multiple Judgments	3	1.5	2	.9
Other	12	5.9	18	8.3
TOTAL	205	100.0	218	100.0
YORK				
Default Judgment	27	3.0	31	3.1
Rule 41 (a)	292	32.5	292	29.1
Rule 41 (b)	70	7.8	126	12.5
Dismissal	15	1.7	13	1.3
Summary Judgment	30	3.3	49	4.9
Final Order	326	36.3	312	31.1
Divorce Decree	27	3.0	32	3.2
Appeal Sustained	6	.7	2	.2
Appeal Denied	17	1.9	34	3.4
Writ Denied	3	.3	2	.2
Writ Granted	2	.2	-0-	-0-
Court Finding	18	2.0	42	4.2
Jury Verdict	19	2.1	17	1.7
Direct Verdict	2	.2	-0-	-0-
Multiple Judgments	-0-	-0-	-0-	-0-
Other	44	4.9	52	5.2
TOTAL	898	100.0	1004	100.0

NUMBER
OF
CASES
PENDING

**SUPERIOR COURT
CIVIL PENDING CASELOAD
1978-1980**

Graph SC-7

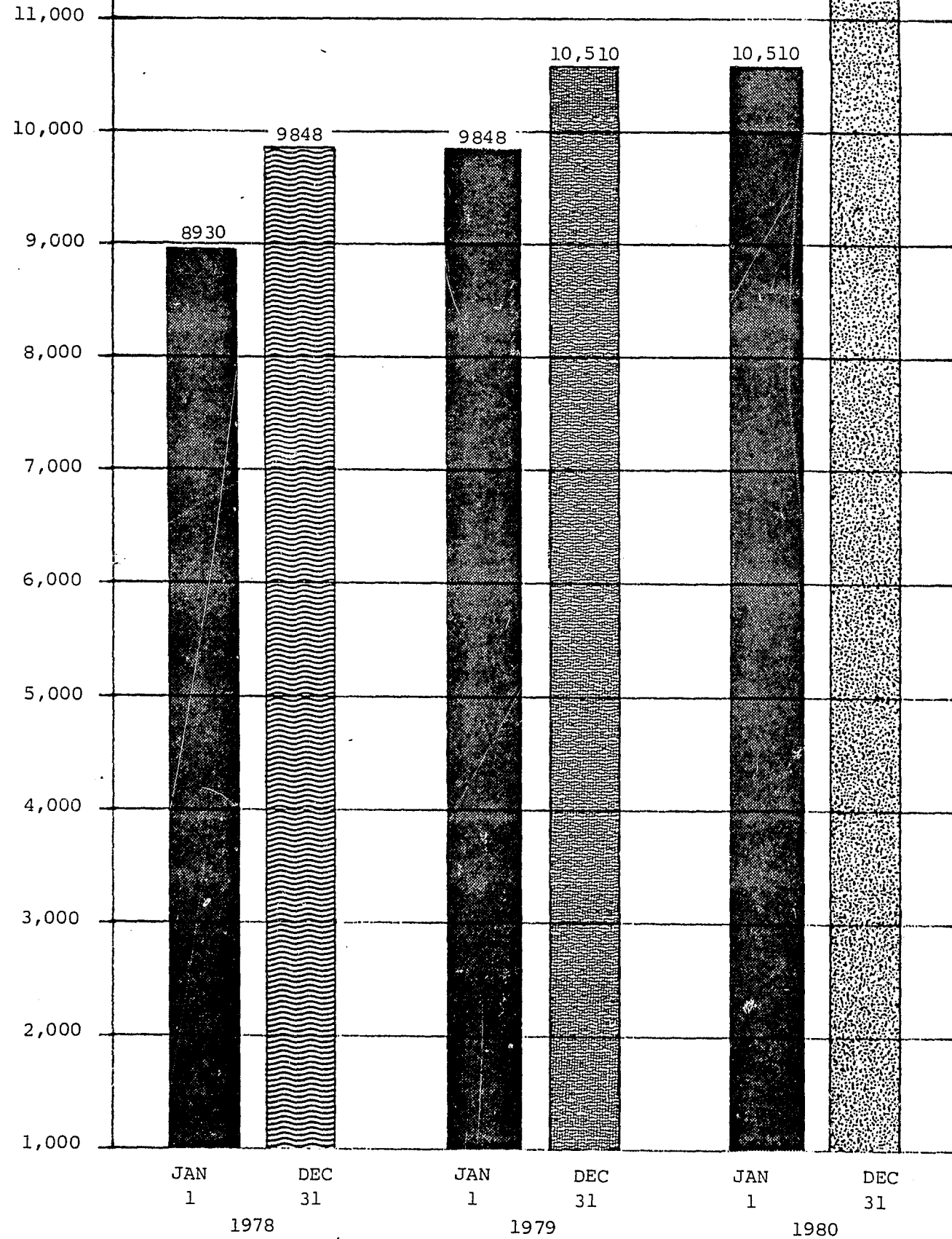


Table SC-8

**SUPERIOR COURT
CIVIL PENDING CASELOAD
BY TYPE OF CASE
1980**

Type of Case*	Cases Pending 1-1-80	Cases Pending 12-31-80	% CHANGE
Damages	1,672	1,828	9.3
Personal Injury	1,579	1,712	8.4
Contract	2,194	2,271	3.5
URESAs	1,345	1,828	35.9
Divorce	442	453	2.5
Traffic Infraction Appeals	23	21	-8.7
Habeas Corpus	60	45	-25.0
Other Appeals From District Court	159	134	-15.7
Habitual Offender	103	87	-15.5
Other	2,933	3,070	4.7
TOTAL	10,510	11,449	8.9

*Refer to definitions appearing on page 63 of this report.

Table SC-9

SUPERIOR COURT
CIVIL TRIAL SUMMARY*
1979-1980

Court	Dispositions		Jury Trials		% by JT		Number of JT Days		Jury Waived Trials		% by JW		Number of JW Days	
	1979	1980	1979	1980	1979	1980	1979	1980	1979	1980	1979	1980	1979	1980
Androscoggin	533	564	6	11	1.1	2.0	17.0	16.0	14	29	2.6	5.1	12.5	24.5
Aroostook	283	306	8	8	2.8	2.6	19.0	22.0	7	1	2.5	.3	6.0	1.0
Cumberland	1432	1301	46	33	3.2	2.5	90.5	93.0	34	29	2.4	2.2	30.5	27.0
Franklin	114	112	2	2	1.8	1.8	2.0	4.0	10	9	8.8	8.0	6.0	6.0
Hancock	247	236	7	6	2.8	2.5	9.5	10.5	11	23	4.5	9.7	15.5	19.5
Kennebec	721	746	7	13	1.0	1.7	12.5	24.0	11	27	1.5	3.6	9.0	26.0
Knox	179	191	8	8	4.5	4.2	21.5	13.5	16	26	8.9	13.6	14.0	15.5
Lincoln	143	129	6	4	4.2	3.1	8.5	8.0	6	7	4.2	5.4	4.0	5.0
Oxford	192	221	3	4	1.6	1.8	6.0	11.0	5	4	2.6	1.8	3.5	2.5
Penobscot	700	751	6	15	.9	2.1	14.5	32.0	25	32	3.6	4.3	24.5	26.0
Piscataquis	53	42	-0-	-0-	-0-	-0-	-0-	-0-	6	6	11.3	14.3	4.0	3.5
Sagadahoc	169	125	3	7	1.8	5.6	5.5	13.0	6	3	3.6	2.4	7.0	1.5
Somerset	299	268	9	10	3.0	3.7	18.5	13.5	6	28	2.0	10.4	4.5	17.5
Waldo	130	135	6	3	4.6	2.2	11.0	8.5	7	3	5.4	2.2	6.5	3.0
Washington	156	173	3	9	1.9	5.2	5.0	17.0	15	7	9.6	4.0	14.0	5.0
York	661	766	29	21	4.4	2.7	45.0	55.5	30	51	4.5	6.7	31.0	47.5
-TOTAL-	6012	6066	149	155	2.5	2.6	286.0	341.5	209	285	3.5	4.7	192.5	231.0

*Does not include URESA cases

JT = Jury Trial

JW = Jury Waived Trial

SUPERIOR COURT
 CIVIL CASELOAD TIME REPORT
 STATE SUMMARY
 1978 - 1980

Table SC-10

Pre-trial Memorandum to Pre-trial Conference

		<u>0-60</u> <u>Days</u>	<u>61-120</u> <u>Days</u>	<u>121-180</u> <u>Days</u>	<u>181-240</u> <u>Days</u>	<u>240+</u> <u>Days</u>
1978	#	332	417	153	49	95
	%	(31.7)	(39.9)	(14.6)	(4.7)	(9.1)
1979	#	236	329	169	62	93
	%	(26.6)	(37.0)	(19.0)	(7.0)	(10.5)
1980	#	227	409	281	135	140
	%	(19.0)	(34.3)	(23.6)	(11.3)	(11.7)

Pre-trial Conference to Jury Trial

		<u>0-60</u> <u>Days</u>	<u>61-120</u> <u>Days</u>	<u>121-180</u> <u>Days</u>	<u>181-240</u> <u>Days</u>	<u>240+</u> <u>Days</u>
1978	#	16	29	32	17	70
	%	(9.7)	(17.7)	(19.5)	(10.4)	(42.7)
1979	#	12	27	25	20	61
	%	(8.3)	(18.6)	(17.2)	(13.8)	(42.1)
1980	#	8	18	30	8	85
	%	(5.4)	(12.1)	(20.1)	(5.4)	(57.0)

Pre-trial Conference to Jury Waived Trial

		<u>0-60</u> <u>Days</u>	<u>61-120</u> <u>Days</u>	<u>121-180</u> <u>Days</u>	<u>181-240</u> <u>Days</u>	<u>240+</u> <u>Days</u>
1978	#	47	61	44	26	54
	%	(20.3)	(26.3)	(19.0)	(11.2)	(23.3)
1979	#	36	54	29	15	41
	%	(20.6)	(30.9)	(16.6)	(8.6)	(23.4)
1980	#	25	66	38	37	66
	%	(10.8)	(28.4)	(16.4)	(15.9)	(28.4)

= number of cases
 % = percentage of the year's total cases.
 Percentages may not total 100.0 due to rounding.

SUPERIOR COURT
CIVIL CASELOAD TIME REPORT
BY COURT
1980

Table SC-11

Pre-Trial Memorandum to Pre-Trial Conference

Court	0-60 Days		61-120 Days		121-180 Days		181-240 Days		240+ Days	
	#	%	#	%	#	%	#	%	#	%
Androscoggin	15	9.6	22	14.1	63	40.4	33	21.2	23	14.7
Aroostook	34	49.3	20	29.0	7	10.1	3	4.4	5	7.3
Cumberland	9	4.2	47	22.1	60	28.2	53	24.9	44	20.7
Franklin	8	42.1	6	31.6	3	15.8	-0-	-0-	2	10.5
Hancock	13	23.6	26	47.3	8	14.6	4	7.3	4	7.3
Kennebec	52	29.9	62	35.6	27	15.5	11	6.3	22	12.6
Knox	8	15.7	19	37.3	13	25.5	3	5.9	8	15.7
Lincoln	7	22.6	17	54.8	3	9.7	1	3.2	3	9.7
Oxford	1	12.5	2	25.0	1	12.5	1	12.5	3	37.5
Penobscot	8	16.0	21	42.0	14	28.0	6	12.0	1	2.0
Piscataquis	5	62.5	1	12.5	1	12.5	1	12.5	-0-	-0-
Sagadahoc	13	35.1	17	46.0	4	10.8	2	5.4	1	2.7
Somerset	11	22.0	24	48.0	7	14.0	3	6.0	5	10.0
Waldo	4	10.3	21	53.9	10	25.6	2	5.1	2	5.1
Washington	11	22.9	21	43.8	12	25.0	1	2.1	3	6.3
York	28	15.2	83	45.1	48	26.1	11	6.0	14	7.6
TOTAL	227	19.0	409	34.3	281	23.6	135	11.3	140	11.7

= number of cases

% = percentage of the court's total cases

Percentages may not total 100.0 due to rounding.

Table SC-11
(cont.)

Pre-Trial Conference to Jury Trial

Court	0-60 Days		61-120 Days		121-180 Days		181-240 Days		240+ Days	
	#	%	#	%	#	%	#	%	#	%
Androscoggin	-0-	-0-	-0-	-0-	1	9.1	-0-	-0-	10	90.9
Aroostook	-0-	-0-	-0-	-0-	1	12.5	-0-	-0-	7	87.5
Cumberland	1	3.1	1	3.1	10	31.3	4	12.5	16	50.0
Franklin	-0-	-0-	-0-	-0-	-0-	-0-	-0-	-0-	2	100.0
Hancock	-0-	-0-	-0-	-0-	2	40.0	-0-	-0-	3	60.0
Kennebec	-0-	-0-	1	8.3	1	8.3	1	8.3	9	75.0
Knox	1	14.3	-0-	-0-	1	14.3	-0-	-0-	5	71.4
Lincoln	1	25.0	2	50.0	-0-	-0-	-0-	-0-	1	25.0
Oxford	-0-	-0-	1	25.0	-0-	-0-	-0-	-0-	3	75.0
Penobscot	4	25.0	3	18.8	2	12.5	-0-	-0-	7	43.8
Piscataquis	-0-	-0-	-0-	-0-	-0-	-0-	-0-	-0-	-0-	-0-
Sagadahoc	-0-	-0-	4	57.1	2	28.6	-0-	-0-	1	14.3
Somerset	-0-	-0-	4	40.0	3	30.0	-0-	-0-	3	30.0
Waldo	-0-	-0-	1	33.3	-0-	-0-	1	33.3	1	33.3
Washington	-0-	-0-	-0-	-0-	-0-	-0-	1	12.5	7	87.5
York	1	5.0	1	5.0	7	35.0	1	5.0	10	50.0
TOTAL	8	5.4	18	12.1	30	20.1	8	5.4	85	57.0

CONTINUED

1 OF 3

Table SC-11
(cont.)

Pre-Trial Conference to Jury Waived Trial

Court	0-60 Days		61-120 Days		121-180 Days		181-240 Days		240+ Days	
	#	%	#	%	#	%	#	%	#	%
Androscoggin	2	8.0	5	20.0	2	8.0	4	16.0	12	48.0
Aroostook	-0-	-0-	-0-	-0-	-0-	-0-	-0-	-0-	1	100.0
Cumberland	2	7.1	4	14.3	9	32.1	6	21.4	7	25.0
Franklin	-0-	-0-	1	14.3	3	42.9	-0-	-0-	3	42.9
Hancock	4	25.0	4	25.0	1	6.3	2	12.5	5	31.3
Kennebec	5	22.7	5	22.7	6	27.3	1	4.6	5	22.7
Knox	1	9.1	6	54.6	1	9.1	1	9.1	2	18.2
Lincoln	1	16.7	2	33.3	1	16.7	1	16.7	1	16.7
Oxford	-0-	-0-	1	33.3	-0-	-0-	1	33.3	1	33.3
Penobscot	-0-	-0-	11	34.4	6	18.8	2	6.3	13	40.6
Piscataquis	-0-	-0-	2	50.0	-0-	-0-	1	25.0	1	25.0
Sagadahoc	-0-	-0-	-0-	-0-	-0-	-0-	-0-	-0-	1	100.0
Somerset	3	18.8	8	50.0	-0-	-0-	4	25.0	1	6.3
Waldo	-0-	-0-	1	33.3	-0-	-0-	1	33.3	1	33.3
Washington	-0-	-0-	2	28.6	1	14.3	1	14.3	3	42.9
York	7	14.0	14	28.0	8	16.0	12	24.0	9	18.0
TOTAL	25	10.8	66	28.4	38	16.4	37	15.9	66	28.4

CIVIL DEFINITIONS

Type of Case

1. DAMAGES: An action in which claim for relief is based on physical damage to property or reputation.
2. PERSONAL INJURY: An action in which claim for relief is based on physical or mental injury.
3. CONTRACT: An action in which claim for relief arises out of alleged violation of an agreement, including cases commonly referred to as agreements and promissory notes.
4. URESA (Uniform Reciprocal Enforcement of Support Act): An action resulting from non-payment of support by an individual ordered to pay support by a court.
5. DIVORCE: An action brought in order to dissolve a marriage.
6. TRAFFIC INFRACTION APPEALS: A Superior Court review of a District Court decision under Title 29.
7. HABEAS CORPUS: The demand of a party to be released from alleged illegal confinement. Pursuant to 15 M.R.S.A. §2129 effective July 1, 1980, petitions for post-conviction relief became criminal proceedings.
8. OTHER APPEALS FROM DISTRICT COURT: A Superior Court review of an action decided in District Court, with the exception of traffic infractions.
9. HABITUAL OFFENDER: Pursuant to the repeal of 29 M.R.S.A. §2271 et seq, this type of case is no longer applicable.
10. OTHER: An action which is not included in one of the above categories (e.g., quiet titles, legal separation, mechanic's lien, Rule 80B Appeals).

Type of Disposition

1. DEFAULT JUDGMENT: The justice or clerk of court enters a judgment resulting from the failure of the defendant to take a necessary step under the civil rules.
2. RULE 41(a): A voluntary dismissal of the plaintiff or stipulation of all the parties.

3. RULE 41(b): A dismissal on court order for failure to take significant action in a case for two years.
4. DISMISSAL: A judicial determination of dismissal after a motion and hearing.
5. SUMMARY JUDGMENT: A judgment rendered on the basis of the pleadings.
6. FINAL ORDER: An order entered to dispose of an habitual offender, URESA, reference case, or Proforma Decree.
7. DIVORCE DECREE: A court decree issued to dissolve a marriage.
8. APPEAL SUSTAINED: A judicial decision reversing the judgment entered in the District Court.
9. APPEAL DENIED: A judicial decision upholding the judgment entered in the District Court.
10. WRIT DENIED: Denial of a Writ of Habeas Corpus.
11. WRIT GRANTED: Granting of a Writ of Habeas Corpus.
12. COURT FINDING: A judgment entered by a justice in a court (jury waived) trial.
13. JURY VERDICT: A disposition rendered by a jury.
14. DIRECTED VERDICT: A direction by the justice to the jury to make a specific finding.
15. MULTIPLE JUDGMENTS: Cases consolidated for jury or jury waived trial.
16. OTHER: A disposition which is not included in one of the above categories (e.g., change of venue).

SUPERIOR COURT

CRIMINAL

CASELOAD STATISTICS

SUPERIOR COURT
CRIMINAL FILINGS AND DISPOSITIONS*
BY COURT
1979-1980

Table SC-12

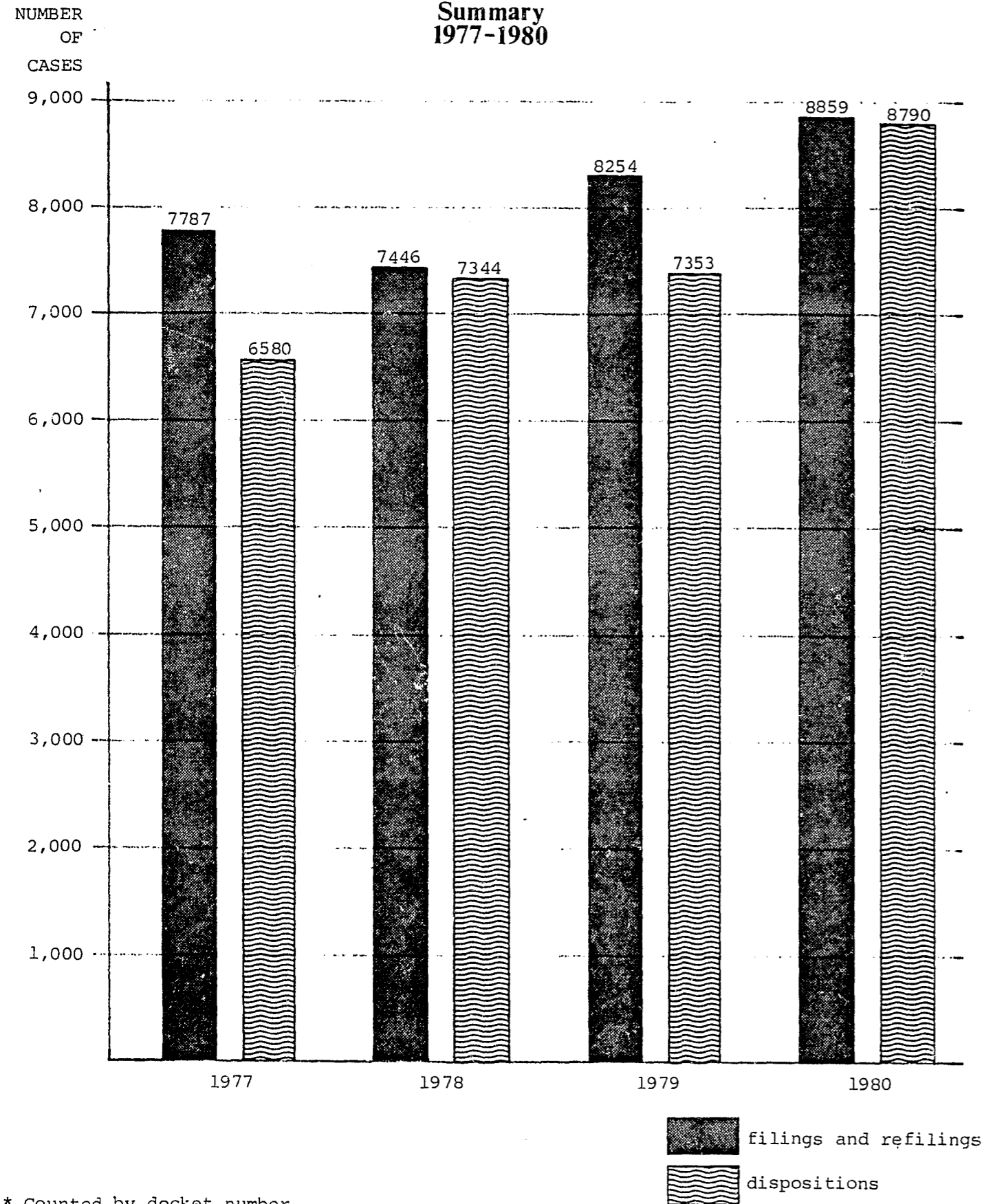
COUNTY	1979			Filings & Refilings			Dispositions			1980		
	Pending 1-1-79	12-31-79	Percent Change	1979	1980	Percent Change	1979	1980	Percent Change	Pending 1-1-80	12-31-80	Percent Change
Androscoggin	234	283	20.9	479	552	15.2	430	432	.5	283	403	42.4
Aroostook	430	435	1.2	769	668	-13.1	764	652	-14.7	435	451	3.7
Cumberland	695	797	14.7	1410	1651	17.1	1308	1703	30.2	797	745	-6.5
Franklin	102	135	32.4	318	438	37.7	285	404	41.8	135	169	25.2
Hancock	147	132	-10.2	221	199	-10.0	236	200	-15.3	132	131	-.8
Kennebec	343	471	37.3	805	714	-11.3	677	738	9.0	471	447	-5.1
Knox	158	160	1.3	286	380	32.9	284	348	22.5	160	192	20.0
Lincoln	61	71	16.4	201	228	13.4	191	217	13.6	71	82	15.5
Oxford	125	162	29.6	262	325	24.0	225	296	31.6	162	191	17.9
Penobscot	294	452	53.7	1207	843	-30.2	1049	852	-18.8	452	443	-2.0
Piscataquis	71	83	16.9	131	137	4.6	119	83	-30.3	83	137	65.1
Sagadahoc	51	64	25.5	142	304	114.1	129	239	85.3	64	129	101.6
Somerset	295	345	17.0	769	973	26.5	719	1030	43.3	345	288	-16.5
Waldo	94	168	78.7	189	137	-27.5	115	192	67.0	168	113	-32.7
Washington	147	187	27.2	255	185	-27.5	215	246	14.4	187	126	-32.6
York	336	539	60.4	810	1125	38.9	607	1158	90.8	539	506	-6.1
TOTAL	3583	4484	25.2	8254	8859	7.3	7353	8790	19.5	4484	4553	1.5

*Counted by docket number

SUPERIOR COURT CRIMINAL FILINGS and DISPOSITIONS*

Graph SC-13

**Summary
1977-1980**



* Counted by docket number

Table SC-14

SUPERIOR COURT PERCENTAGE OF CRIMINAL FILINGS* BY TYPE OF CASE

Type of Case**	1977	1978	1979	1980
Bail Review	2.2	3.4	2.4	2.6
Transfer	35.5	36.0	43.8	45.5
Appeal	13.2	12.4	12.6	8.8
Boundover	7.9	4.7	5.1	4.9
Indictment	33.0	33.0	27.3	25.5
Information	5.9	7.3	6.1	9.1
Juvenile Appeal	1.5	1.7	.5	.7
Other	.8	1.6	2.2	3.0
TOTAL	100.0	100.0	100.0	100.0

* Includes re filings; counted by docket number

** Refer to definitions appearing on page 127 of this report.

Percentages may not total 100.0 due to rounding.

Table SC-15

SUPERIOR COURT
CRIMINAL FILINGS AND DISPOSITIONS*
BY TYPE OF CASE
1977-1980

STATE Type of Case**	F I L I N G S A N D R E F I L I N G S						D I S P O S I T I O N S					
	1977	1978	1979	1980	% Chg 77-80	% Chg 79-80	1977	1978	1979	1980	% Chg 77-80	% Chg 79-80
Bail Review	172	251	200	234	36.1	17.0	158	257	201	229	44.9	13.9
Transfer	2,767	2,678	3,611	4,027	45.5	11.5	2,317	2,643	2,990	4,136	78.5	38.3
Appeal	1,024	926	1,043	781	-23.7	-25.1	839	905	980	886	5.6	-9.6
Boundover	614	346	422	431	-29.8	2.1	547	457	370	357	-34.7	-3.5
Indictment	2,568	2,455	2,256	2,262	-11.9	.3	2,113	2,313	2,126	2,169	2.7	2.0
Information	458	543	499	802	75.1	60.7	445	554	490	799	80.0	63.1
Juvenile Appeal	120	129	43	61	-49.2	-41.9	105	126	60	43	-59.1	-28.3
Other	64	118	180	261	307.8	45.0	56	89	136	171	205.4	25.7
TOTAL	7,787	7,446	8,254	8,859	13.8	7.3	6,580	7,344	7,353	8,790	33.6	19.5

* Counted by docket number.

** Refer to definitions appearing on page 127 of this report.

U S G O V E R N M E N T P R I N T I N G O F F I C E

Table SC-15
(cont.)

SUPERIOR COURT
CRIMINAL FILINGS AND DISPOSITIONS*
BY TYPE OF CASE

ANDROSCOGGIN	F I L I N G S A N D R E F I L I N G S						D I S P O S I T I O N S					
	1977	1978	1979	1980	% Chg 77-80	% Chg 79-80	1977	1978	1979	1980	% Chg 77-80	% Chg 79-80
Type of Case **												
Bail Review	10	4	2	8	-20.0	300.0	10	4	2	8	-20.0	300.0
Transfer	102	122	112	170	66.7	51.8	74	125	94	107	44.6	13.8
Appeal	57	28	33	39	-31.6	18.2	44	34	26	28	-36.4	7.7
Boundover	27	19	26	41	51.9	57.7	14	27	14	27	92.9	92.9
Indictment	200	267	267	226	13.0	-15.4	196	201	258	209	6.6	-19.0
Information	31	31	30	20	-35.5	-33.3	30	32	29	21	-30.0	-27.6
Juvenile Appeal	10	6	1	12	20.0	1100.0	5	6	5	9	80.0	80.0
Other	3	3	8	36	1100.0	350.0	2	3	2	23	1050.0	1050.0
-TOTAL-	440	480	479	552	25.5	15.2	375	432	430	432	15.2	.5
AROOSTOOK												
Bail Review	31	34	34	19	-38.7	-44.1	29	34	35	20	-31.0	-42.9
Transfer	527	399	461	373	-29.2	-19.1	426	474	396	366	-14.1	-7.6
Appeal	104	93	88	79	-24.0	-10.2	86	101	78	69	-19.8	-11.5
Boundover	138	63	84	72	-47.8	-14.3	138	71	87	63	-54.4	-27.6
Indictment	173	184	70	80	-53.8	14.3	141	155	136	97	-31.2	-28.7
Information	58	65	27	36	-37.9	33.3	55	68	27	32	-41.8	18.5
Juvenile Appeal	20	10	2	1	-95.0	-50.0	27	8	2	2	-92.6	-0-
Other	1	3	3	8	700.0	166.7	2	3	3	3	200.0	-0-
-TOTAL-	1,052	851	769	668	-36.5	-13.1	904	914	764	652	-27.9	-14.7

* Counted by docket number.

** Refer to definitions appearing on page 127 of this report.

Table SC-15
(cont.)

SUPERIOR COURT
CRIMINAL FILINGS AND DISPOSITIONS*
BY TYPE OF CASE

CUMBERLAND Type of Case **	FILINGS AND REFILINGS						DISPOSITIONS					
	1977	1978	1979	1980	% Chg 77-80	% Chg 79-80	1977	1978	1979	1980	% Chg 77-80	% Chg 79-80
Bail Review	63	87	64	94	49.2	46.9	61	87	66	91	49.2	37.9
Transfer	346	371	499	546	57.8	9.4	225	337	471	635	182.2	34.8
Appeal	166	166	170	127	-23.5	-25.3	119	152	172	183	53.8	6.4
Boundover	42	19	14	16	-61.9	14.3	60	31	18	13	-78.3	-27.8
Indictment	490	471	460	575	17.4	25.0	386	432	405	511	32.4	26.2
Information	83	108	119	203	144.6	70.6	78	114	114	205	162.8	79.8
Juvenile Appeal	34	19	6	5	-85.3	-16.7	23	30	7	7	-69.6	-0-
Other	23	35	78	85	269.6	9.0	26	28	55	58	123.1	5.5
-TOTAL-	1,276	1,276	1,410	1,651	29.4	17.1	978	1,211	1,308	1,703	74.1	30.2

-70-

FRANKLIN

Bail Review	4	19	1	1	75.0	-0-	4	19	1	1	75.0	-0-
Transfer	104	137	183	292	180.8	59.6	63	143	154	268	325.4	74.0
Appeal	44	47	35	28	-36.4	-20.0	37	55	37	26	-29.7	-29.7
Boundover	8	10	16	12	50.0	-25.0	7	6	17	13	85.7	-23.5
Indictment	24	44	49	55	129.2	12.2	52	39	42	48	-7.7	14.3
Information	19	38	22	44	131.6	100.0	19	37	23	44	131.6	91.3
Juvenile Appeal	5	6	12	2	-60.0	-83.3	3	9	11	3	-0-	-72.7
Other	-0-	-0-	-0-	4	-0-	-0-	-0-	-0-	-0-	1	-0-	-0-
-TOTAL-	208	301	318	438	110.6	37.7	185	308	285	404	118.4	41.8

* Counted by docket number.

** Refer to definitions appearing on page 127 of this report.

Table SC-15
(cont.)

SUPERIOR COURT
CRIMINAL FILINGS AND DISPOSITIONS *
BY TYPE OF CASE

HANCOCK Type of Case **	F I L I N G S A N D R E F I L I N G S						D I S P O S I T I O N S					
	1977	1978	1979	1980	% Chg 77-80	% Chg 79-80	1977	1978	1979	1980	% Chg 77-80	% Chg 79-80
Bail Review	1	1	-0-	1	-0-	-0-	1	1	-0-	1	-0-	-0-
Transfer	285	107	100	73	-74.4	-27.0	287	171	100	74	-74.2	-26.0
Appeal	52	24	24	32	-38.5	33.3	15	30	48	35	133.3	-27.1
Boundover	16	7	13	6	-62.5	-53.8	16	7	10	11	-31.3	10.0
Indictment	69	50	71	73	5.8	2.8	63	48	63	66	4.8	4.8
Information	46	11	11	11	-76.1	-0-	44	13	11	11	-75.0	-0-
Juvenile Appeal	6	1	1	2	-66.7	100.0	5	1	2	2	-60.0	-0-
Other	6	11	1	1	-83.3	-0-	6	8	2	-0-	-100.0	-100.0
-TOTAL-	481	212	221	199	-58.6	-10.0	437	279	236	200	-54.2	-15.3
KENNEBEC												
Bail Review	34	41	14	28	-17.7	100.0	26	46	14	28	7.7	100.0
Transfer	141	178	272	302	114.2	11.0	102	151	184	335	228.4	82.1
Appeal	67	73	92	58	-13.4	-37.0	73	63	69	62	-15.1	-10.1
Boundover	44	22	19	15	-65.9	-21.1	52	30	20	13	-75.0	-35.0
Indictment	410	396	338	218	-46.8	-35.5	301	414	331	231	-23.3	-30.2
Information	34	47	32	39	14.7	21.9	32	46	33	38	18.8	15.2
Juvenile Appeal	7	6	7	11	57.1	57.1	8	2	6	5	-37.5	-16.7
Other	2	9	31	43	2050.0	38.7	1	3	20	26	2500.0	30.0
-TOTAL-	739	772	805	714	-3.4	-11.3	595	755	677	738	24.0	9.0

* Counted by docket number.

** Refer to definitions appearing on page 127 of this report.

Table SC-15
(cont.)

SUPERIOR COURT
CRIMINAL FILINGS AND DISPOSITIONS *
BY TYPE OF CASE

KNOX Type of Case **	F I L I N G S A N D R E F I L I N G S						D I S P O S I T I O N S					
	1977	1978	1979	1980	% Chg 77-80	% Chg 79-80	1977	1978	1979	1980	% Chg 77-80	% Chg 79-80
Bail Review	3	4	5	15	400.0	200.0	3	4	5	15	400.0	200.0
Transfer	44	90	127	181	311.4	42.5	41	75	114	158	285.4	38.6
Appeal	81	61	42	53	-34.6	26.2	63	60	61	56	-11.1	-8.2
Boundover	46	27	17	34	-26.1	100.0	28	33	28	22	-21.4	-21.4
Indictment	83	75	84	65	-21.7	-22.6	56	83	56	70	25.0	25.0
Information	5	11	6	17	240.0	183.3	5	9	8	17	240.0	112.5
Juvenile Appeal	6	6	1	3	-50.0	200.0	7	1	6	1	-85.7	-83.3
Other	6	3	4	12	100.0	200.0	4	1	6	9	125.0	50.0
-TOTAL-	274	277	286	380	38.7	32.9	207	266	284	348	68.1	22.5
LINCOLN												
Bail Review	1	2	1	-0-	-100.0	-100.0	1	2	1	-0-	-100.0	-100.0
Transfer	31	34	107	148	377.4	38.3	35	40	74	138	294.3	86.5
Appeal	69	52	37	16	-76.8	-56.8	64	57	36	20	-68.8	-44.4
Boundover	8	13	12	10	25.0	-16.7	8	12	14	8	-0-	-42.9
Indictment	44	64	26	38	-13.6	46.2	32	64	47	32	-0-	-31.9
Information	5	9	15	12	140.0	-20.0	3	11	15	12	300.0	-20.0
Juvenile Appeal	10	9	-0-	1	-90.0	-0-	8	10	-0-	2	-75.0	-0-
Other	1	4	3	3	200.0	-0-	1	1	4	5	400.0	25.0
-TOTAL-	169	187	201	228	34.9	13.4	152	197	191	217	42.8	13.6

* Counted by docket number.
** Refer to definitions appearing on page 127 of this report.

-72-

SUPERIOR COURT
CRIMINAL FILINGS AND DISPOSITIONS*
BY TYPE OF CASE

Table SC-15
(cont.)

OXFORD Type of Case **	F I L I N G S A N D R E F I L I N G S						D I S P O S I T I O N S					
	1977	1978	1979	1980	% Chg 77-80	% Chg 79-80	1977	1978	1979	1980	% Chg 77-80	% Chg 79-80
Bail Review	2	3	9	5	150.0	-44.4	2	3	9	5	150.0	-44.4
Transfer	87	95	86	125	43.7	45.3	65	112	65	95	46.2	46.2
Appeal	39	33	47	37	-5.1	-21.3	27	40	39	46	70.4	17.9
Boundover	53	19	19	13	75.5	-31.6	49	31	18	11	-77.6	-38.9
Indictment	90	88	85	98	8.9	15.3	78	85	75	101	29.5	34.7
Information	41	42	14	36	-12.2	157.1	42	41	14	36	-14.3	157.1
Juvenile Appeal	4	9	2	5	25.0	150.0	3	7	4	-0-	-100.0	-100.0
Other	-0-	1	-0-	6	-0-	-0-	-0-	-0-	1	2	-0-	100.0
-TOTAL-	316	290	262	325	2.9	24.0	266	319	225	296	11.3	31.6
PENOBSCOT												
Bail Review	9	37	35	24	166.7	-31.4	7	39	35	20	185.7	-42.9
Transfer	373	324	597	308	-17.4	-48.4	325	352	494	364	12.0	-26.3
Appeal	89	110	208	127	42.7	-38.9	89	96	192	129	44.9	-32.8
Boundover	45	22	19	26	-42.2	36.8	39	28	17	19	-51.3	11.8
Indictment	331	224	310	299	-9.7	-3.5	290	268	268	273	-5.9	1.9
Information	18	20	30	33	83.3	10.0	15	21	29	33	120.0	13.8
Juvenile Appeal	-0-	33	4	2	-0-	-50.0	-0-	28	6	3	-0-	-50.0
Other	1	11	4	24	2300.0	500.0	1	5	8	11	1000.0	37.5
-TOTAL-	865	781	1207	843	-2.5	-30.2	766	837	1049	852	11.2	-18.8

* Counted by docket number.
** Refer to definitions appearing on page 127 of this report.

-73-

SUPERIOR COURT
CRIMINAL FILINGS AND DISPOSITIONS*
BY TYPE OF CASE

Table SC-15
(cont.)

PISCATAQUIS Type of Case **	FILINGS AND REFILINGS						DISPOSITIONS					
	1977	1978	1979	1980	% Chg 77-80	% Chg 79-80	1977	1978	1979	1980	% Chg 77-80	% Chg 79-80
Bail Review	1	1	1	-0-	-100.0	-100.0	1	1	1	-0-	-100.0	-100.0
Transfer	79	56	51	52	-34.2	2.0	71	72	49	27	-62.0	-44.9
Appeal	5	6	29	14	180.0	-51.7	4	7	21	8	100.0	-61.9
Boundover	9	12	9	16	77.8	77.8	9	13	10	10	11.1	-0-
Indictment	24	36	39	48	100.0	23.1	13	26	36	32	146.2	-11.1
Information	5	5	-0-	5	-0-	-0-	6	5	-0-	5	-16.7	-0-
Juvenile Appeal	1	6	2	1	-0-	-50.0	-0-	7	2	1	-0-	-50.0
Other	5	-0-	-0-	1	-80.0	-0-	3	2	-0-	-0-	-100.0	-0-
-TOTAL-	129	122	131	137	6.2	4.6	107	133	119	83	-22.4	-30.3
SAGADAHOC												
Bail Review	-0-	-0-	-0-	3	-0-	-0-	-0-	-0-	-0-	3	-0-	-0-
Transfer	38	22	61	161	323.7	163.9	36	23	43	118	227.8	174.4
Appeal	64	63	30	41	-35.9	36.7	52	69	30	40	-23.1	33.3
Boundover	31	17	15	25	-19.4	66.7	20	27	7	11	-45.0	57.1
Indictment	23	44	24	49	113.0	104.2	25	26	39	40	60.0	2.6
Information	18	12	8	23	27.8	187.5	18	12	6	25	38.9	316.7
Juvenile Appeal	2	3	-0-	-0-	-100.0	-0-	2	1	2	-0-	-100.0	-100.0
Other	1	2	4	2	100.0	-50.0	1	2	2	2	100.0	-0-
-TOTAL-	177	163	142	304	71.8	114.1	154	160	129	239	55.2	85.3

* Counted by docket number.

** Refer to definitions appearing on page 127 of this report.

Table SC-15
(cont.)

SUPERIOR COURT
CRIMINAL FILINGS AND DISPOSITIONS *
BY TYPE OF CASE

SOMERSET Type of Case **	FILINGS AND REFILINGS						DISPOSITIONS					
	1977	1978	1979	1980	% Chg 77-80	% Chg 79-80	1977	1978	1979	1980	% Chg 77-80	% Chg 79-80
Bail Review	5	9	20	26	420.0	30.0	5	8	18	27	440.0	50.0
Transfer	232	295	523	651	180.6	24.5	215	192	453	727	238.1	60.5
Appeal	48	29	16	18	-62.5	12.5	47	24	26	17	63.8	-34.6
Boundover	14	20	23	16	14.3	-30.4	9	20	21	22	144.4	4.8
Indictment	265	160	97	132	-50.2	36.1	191	184	117	113	-40.8	-3.4
Information	23	39	75	115	400.0	53.3	23	39	74	113	391.3	52.7
Juvenile Appeal	1	5	-0-	5	400.0	-0-	-0-	4	2	5	-0-	150.0
Other	5	10	15	10	100.0	-33.3	2	9	8	6	200.0	-25.0
-TOTAL-	593	567	769	973	64.1	26.5	492	480	719	1030	109.4	43.3
WALDO												
Bail Review	5	2	-0-	1	-80.0	-0-	5	2	-0-	1	-80.0	-0-
Transfer	73	98	56	35	-52.1	37.5	86	85	42	49	-43.0	16.7
Appeal	21	16	22	5	-76.2	-77.3	20	20	16	8	-60.0	-50.0
Boundover	36	18	18	13	-63.9	-27.8	25	33	7	22	-12.0	214.3
Indictment	81	52	78	50	-38.3	-35.9	78	35	38	87	11.5	128.9
Information	16	17	5	18	12.5	260.0	17	17	5	17	-0-	240.0
Juvenile Appeal	6	-0-	1	8	33.3	700.0	6	-0-	1	-0-	-100.0	-100.0
Other	1	7	9	7	600.0	-22.2	-0-	5	6	8	-0-	33.3
-TOTAL-	239	210	189	137	-42.7	-27.5	237	197	115	192	-19.0	67.0

* Counted by docket number.

** Refer to definitions appearing on page 127 of this report.

Table SC-15
(cont.)

SUPERIOR COURT
CRIMINAL FILINGS AND DISPOSITIONS*
BY TYPE OF CASE

WASHINGTON Type of Case **	F I L I N G S A N D R E F I L I N G S						D I S P O S I T I O N S					
	1977	1978	1979	1980	% Chg 77-80	% Chg 79-80	1977	1978	1979	1980	% Chg 77-80	% Chg 79-80
Bail Review	1	1	1	-0-	-100.0	-100.0	1	1	1	-0-	-100.0	-100.0
Transfer	64	98	75	56	-12.5	-25.3	45	69	68	91	102.2	33.8
Appeal	39	65	51	27	-30.8	-47.1	33	48	54	37	12.1	-31.5
Boundover	18	11	30	15	-16.7	-50.0	9	17	24	21	133.3	-12.5
Indictment	71	62	77	67	-5.6	-13.0	49	52	48	78	59.2	62.5
Information	8	16	19	15	87.5	-21.1	7	17	19	15	114.3	-21.1
Juvenile Appeal	3	1	-0-	2	-33.3	-0-	2	2	-0-	2	-0-	-0-
Other	4	9	2	3	-25.0	50.0	2	11	1	2	-0-	100.0
-TOTAL-	208	263	255	185	-11.1	-27.5	148	217	215	246	66.2	14.4
YORK												
Bail Review	2	6	13	9	350.0	-30.8	2	6	13	9	350.0	-30.8
Transfer	241	252	301	554	129.9	84.1	221	222	189	584	164.3	209.0
Appeal	69	60	119	80	15.9	-32.8	66	49	75	122	84.9	62.7
Boundover	79	47	88	101	27.9	14.8	64	71	58	71	10.9	22.4
Indictment	190	238	181	189	-.5	4.4	162	201	167	181	11.7	8.4
Information	48	72	86	175	264.6	103.5	51	72	83	175	243.1	110.8
Juvenile Appeal	5	9	4	1	-80.0	-75.0	6	10	4	1	-83.3	-75.0
Other	5	10	18	16	220.0	-11.1	5	8	18	15	200.0	-16.7
-TOTAL-	639	694	810	1,125	76.1	38.9	577	639	607	1,158	100.7	90.8

-76-

* Counted by docket number.
** Refer to definitions appearing on page 127 of this report.

Table SC-16

SUPERIOR COURT
 CRIMINAL FILINGS*
 BY CLASS OF CHARGE
 STATE SUMMARY
 1979-1980

<u>Class of Charge</u>	<u>1979</u>	<u>1980</u>	<u>% Change</u>
A	301	328	9.0
B	1010	957	-5.3
C	1444	1630	12.9
D	1495	1332	-10.9
E	782	751	-4.0
Title 29	2893	3460	19.6
Other	660	731	10.8
TOTAL	8585	9189	7.0

* includes refilings; counted by defendant

Table SC-17

SUPERIOR COURT
CRIMINAL FILINGS AND DISPOSITIONS
BY CLASS OF CHARGE*
1979-1980

STATE	F I L I N G S**				D I S P O S I T I O N S			
	1 9 7 9		1 9 8 0		1 9 7 9		1 9 8 0	
Class of Charge	Number	% of Total	Number	% of Total	Number	% of Total	Number	% of Total
A	301	3.5	328	3.6	242	3.2	296	3.3
B	1010	11.8	957	10.4	887	11.6	878	9.7
C	1444	16.8	1630	17.7	1382	18.2	1381	15.3
D	1495	17.4	1332	14.5	1287	17.0	1491	16.5
E	782	9.1	751	8.2	757	10.0	791	8.8
TITLE 29	2893	33.7	3460	37.7	2423	32.0	3500	38.7
OTHER	660	7.7	731	8.0	612	8.1	701	7.8
-TOTAL-	8585	100.0	9189	100.0	7580	100.0	9038	100.0

* Counted by defendant

** Includes refilings

(Percentages may not total 100.0 due to rounding)

Table SC-17
(cont.)

SUPERIOR COURT
CRIMINAL FILINGS AND DISPOSITIONS
BY CLASS OF CHARGE*

ANDROSCOGGIN	F I L I N G S**				D I S P O S I T I O N S			
	1 9 7 9		1 9 8 0		1 9 7 9		1 9 8 0	
Class of Charge	Number	% of Total	Number	% of Total	Number	% of Total	Number	% of Total
A	33	6.3	30	5.1	24	5.2	29	6.3
B	116	22.1	101	17.0	99	21.6	79	17.2
C	154	29.3	156	26.3	144	31.4	125	27.2
D	74	14.1	76	12.8	71	15.5	72	15.7
E	38	7.2	50	8.4	31	6.8	34	7.4
TITLE 29	93	17.7	125	21.0	75	16.3	78	17.0
OTHER	18	3.4	56	9.4	15	3.3	42	9.2
-TOTAL-	526	100.0	594	100.0	459	100.0	459	100.0
AROOSTOOK								
A	25	3.2	23	3.4	29	3.7	19	2.9
B	49	6.2	36	5.4	61	7.8	49	7.5
C	104	13.1	103	15.4	146	18.7	94	14.3
D	122	15.4	138	20.6	132	16.9	113	17.2
E	113	14.3	57	8.5	101	13.0	97	14.8
TITLE 29	313	39.5	261	39.0	256	32.9	236	35.9
OTHER	67	8.5	51	7.6	54	6.9	49	7.5
-TOTAL-	793	100.0	669	100.0	779	100.0	657	100.0

* Counted by defendant

** Includes refilings

Table SC-17
(cont.)

SUPERIOR COURT
CRIMINAL FILINGS AND DISPOSITIONS
BY CLASS OF CHARGE*

CUMBERLAND	F I L I N G S**				D I S P O S I T I O N S			
	1 9 7 9		1 9 8 0		1 9 7 9		1 9 8 0	
Class of Charge	Number	% of Total	Number	% of Total	Number	% of Total	Number	% of Total
A	61	4.2	68	3.9	51	3.7	68	3.9
B	181	12.3	218	12.5	172	12.5	184	10.4
C	307	20.9	396	22.7	286	20.8	324	18.4
D	163	11.1	194	11.1	154	11.2	248	14.1
E	96	6.5	129	7.4	108	7.8	136	7.7
TITLE 29	492	33.5	538	30.9	452	32.8	615	34.9
OTHER	170	11.6	199	11.4	154	11.2	187	10.6
-TOTAL-	1470	100.0	1742	100.0	1377	100.0	1762	100.0

FRANKLIN

A	2	.6	11	2.5	2	.7	3	.7
B	18	5.6	20	4.5	20	6.9	13	3.2
C	43	13.3	32	7.3	43	14.8	29	7.1
D	53	16.4	58	13.2	43	14.8	60	14.7
E	30	9.3	51	11.6	30	10.3	44	10.8
TITLE 29	161	49.9	243	55.1	141	48.6	239	58.7
OTHER	16	5.0	26	5.9	11	3.8	19	4.7
-TOTAL-	323	100.0	441	100.0	290	100.0	407	100.0

* Counted by defendant
** Includes refilings

Table SC-17
(cont.)

SUPERIOR COURT
CRIMINAL FILINGS AND DISPOSITIONS
BY CLASS OF CHARGE*

HANCOCK	F I L I N G S**				D I S P O S I T I O N S			
	1 9 7 9		1 9 8 0		1 9 7 9		1 9 8 0	
Class of Charge	Number	% of Total	Number	% of Total	Number	% of Total	Number	% of Total
A	10	4.2	24	10.5	11	4.4	4	1.9
B	30	12.7	41	17.9	39	15.7	33	15.5
C	40	17.0	44	19.2	36	14.5	39	18.3
D	44	18.6	16	7.0	27	10.9	33	15.5
E	7	3.0	9	3.9	36	14.5	9	4.2
TITLE 29	78	33.1	74	32.3	78	31.5	72	33.8
OTHER	27	11.4	21	9.2	21	8.5	23	10.8
-TOTAL-	236	100.0	229	100.0	248	100.0	213	100.0

KENNEBEC

A	31	3.7	29	3.8	31	4.5	30	3.9
B	119	14.2	69	9.1	110	15.9	71	9.3
C	140	16.7	147	19.3	121	17.5	122	16.0
D	201	23.9	153	20.1	150	21.7	186	24.3
E	55	6.6	56	7.4	59	8.6	52	6.8
TITLE 29	211	25.1	205	26.9	160	23.2	212	27.7
OTHER	83	9.9	103	13.5	59	8.6	92	12.0
-TOTAL-	840	100.0	762	100.0	690	100.0	765	100.0

* Counted by defendant
** Includes refilings

Table SC-17
(cont.)

SUPERIOR COURT
CRIMINAL FILINGS AND DISPOSITIONS
BY CLASS OF CHARGE*

KNOX Class of Charge	F I L I N G S**				D I S P O S I T I O N S			
	1 9 7 9		1 9 8 0		1 9 7 9		1 9 8 0	
	Number	% of Total	Number	% of Total	Number	% of Total	Number	% of Total
A	18	6.2	11	2.9	11	3.9	14	4.0
B	31	10.7	28	7.3	24	8.4	30	8.5
C	38	13.2	61	15.9	48	16.8	43	12.2
D	72	24.9	63	16.4	60	21.0	48	13.6
E	25	8.7	25	6.5	27	9.4	29	8.2
TITLE 29	91	31.5	166	43.2	95	33.2	163	46.3
OTHER	14	4.8	30	7.8	21	7.3	25	7.1
-TOTAL-	289	100.0	384	100.0	286	100.0	352	100.0

LINCOLN

A	2	1.0	3	1.3	-0-	-0-	3	1.4
B	16	8.0	17	7.5	15	7.9	12	5.5
C	24	11.9	24	10.5	34	17.8	24	11.1
D	17	8.5	25	11.0	21	11.0	17	7.8
E	15	7.5	8	3.5	23	12.0	13	6.0
TITLE 29	114	56.7	146	64.0	81	42.4	142	65.4
OTHER	13	6.5	5	2.2	17	8.9	6	2.8
-TOTAL-	201	100.0	228	100.0	191	100.0	217	100.0

* Counted by defendant
** Includes refilings

Table SC-17
(cont.)

SUPERIOR COURT
CRIMINAL FILINGS AND DISPOSITIONS
BY CLASS OF CHARGE*

OXFORD Class of Charge	F I L I N G S**				D I S P O S I T I O N S			
	1 9 7 9		1 9 8 0		1 9 7 9		1 9 8 0	
	Number	% of Total	Number	% of Total	Number	% of Total	Number	% of Total
A	13	4.9	16	4.8	7	3.1	21	7.0
B	36	13.5	52	15.7	36	15.9	38	12.6
C	61	22.9	49	14.8	50	22.0	57	18.9
D	29	10.9	34	10.3	40	17.6	23	7.6
E	8	3.0	27	8.2	18	7.9	15	5.0
TITLE 29	104	39.1	138	41.7	58	25.6	134	44.5
OTHER	15	5.6	15	4.5	18	7.9	13	4.3
-TOTAL-	266	100.0	331	100.0	227	100.0	301	100.0

PENOBSCOT

A	35	2.8	40	4.7	33	3.1	33	3.8
B	118	9.5	81	9.5	93	8.6	85	9.9
C	160	12.9	214	25.1	152	14.1	168	19.5
D	251	20.3	125	14.7	210	19.5	141	16.4
E	171	13.8	88	10.3	144	13.4	93	10.8
TITLE 29	424	34.3	263	30.8	377	35.0	279	32.4
OTHER	79	6.4	42	4.9	69	6.4	62	7.2
-TOTAL-	1238	100.0	853	100.0	1078	100.0	861	100.0

* Counted by defendant
** Includes refilings

Table SC-17
(cont.)

SUPERIOR COURT
CRIMINAL FILINGS AND DISPOSITIONS
BY CLASS OF CHARGE*

PISCATAQUIS Class of Charge	F I L I N G S**				D I S P O S I T I O N S			
	1 9 7 9 Number	1 9 8 0 % of Total	1 9 7 9 Number	1 9 8 0 % of Total	1 9 7 9 Number	1 9 8 0 % of Total	1 9 7 9 Number	1 9 8 0 % of Total
A	9	6.8	6	4.4	1	.8	5	6.0
B	12	9.1	22	16.1	22	18.5	12	14.5
C	18	13.6	33	24.1	15	12.6	16	19.3
D	24	18.2	18	13.1	18	15.1	22	26.5
E	11	8.3	14	10.2	14	11.8	4	4.8
TITLE 29	43	32.6	35	25.6	39	32.8	15	18.1
OTHER	15	11.4	9	6.6	10	8.4	9	10.8
-TOTAL-	132	100.0	137	100.0	119	100.0	83	100.0
SAGADAHOC								
A	5	3.5	3	1.0	6	4.6	3	1.2
B	17	11.8	26	8.2	17	13.1	12	4.9
C	18	12.5	51	16.1	19	14.6	38	15.5
D	26	18.1	41	13.0	22	16.9	35	14.2
E	14	9.7	20	6.3	16	12.3	16	6.5
TITLE 29	53	36.8	166	52.5	43	33.1	133	54.1
OTHER	11	7.6	9	2.9	7	5.4	9	3.7
-TOTAL-	144	100.0	316	100.0	130	100.0	246	100.0

* Counted by defendant
** Includes refilings

Table SC-17
(cont.)

SUPERIOR COURT
CRIMINAL FILINGS AND DISPOSITIONS
BY CLASS OF CHARGE*

SOMERSET Class of Charge	F I L I N G S**				D I S P O S I T I O N S			
	1 9 7 9 Number	1 9 8 0 % of Total	1 9 7 9 Number	1 9 8 0 % of Total	1 9 7 9 Number	1 9 8 0 % of Total	1 9 7 9 Number	1 9 8 0 % of Total
A	9	1.1	21	2.1	9	1.2	11	1.1
B	54	6.9	49	4.9	42	5.8	55	5.2
C	83	10.6	86	8.7	82	11.3	78	7.4
D	181	23.0	162	16.4	164	22.7	208	19.8
E	60	7.6	91	9.2	46	6.4	101	9.6
TITLE 29	342	43.5	482	48.6	311	43.0	518	49.3
OTHER	58	7.4	100	10.1	70	9.7	80	7.6
-TOTAL-	787	100.0	991	100.0	724	100.0	1051	100.0
WALDO								
A	7	3.6	6	4.3	-0-	-0-	8	4.0
B	27	13.7	18	12.9	13	11.2	35	17.6
C	49	24.9	38	27.1	29	25.0	51	25.6
D	34	17.3	18	12.9	12	10.3	37	18.6
E	17	8.6	8	5.7	9	7.8	11	5.5
TITLE 29	45	22.8	42	30.0	33	28.5	44	22.1
OTHER	18	9.1	10	7.1	20	17.2	13	6.5
-TOTAL-	197	100.0	140	100.0	116	100.0	199	100.0

* Counted by defendant
** Includes refilings

Table SC-17
(cont.)

SUPERIOR COURT
CRIMINAL FILINGS AND DISPOSITIONS
BY CLASS OF CHARGE*

WASHINGTON	F I L I N G S**				D I S P O S I T I O N S			
	1 9 7 9	% of	1 9 8 0	% of	1 9 7 9	% of	1 9 8 0	% of
Class of Charge	Number	Total	Number	Total	Number	Total	Number	Total
A	20	6.7	19	8.9	13	5.2	24	8.4
B	57	19.0	39	18.3	28	11.2	61	21.4
C	76	25.3	47	22.1	67	26.9	44	15.4
D	47	15.7	32	15.0	42	16.9	44	15.4
E	32	10.7	17	8.0	38	15.3	17	6.0
TITLE 29	55	18.3	47	22.1	38	15.3	75	26.3
OTHER	13	4.3	12	5.6	23	9.2	20	7.0
-TOTAL-	300	100.0	213	100.0	249	100.0	285	100.0
YORK								
A	21	2.5	18	1.6	14	2.3	21	1.8
B	129	15.3	140	12.1	86	13.9	109	9.2
C	129	15.3	149	12.9	110	17.8	129	10.9
D	157	18.6	179	15.4	121	19.6	204	17.3
E	90	10.7	101	8.7	57	9.2	120	10.2
TITLE 29	274	32.5	529	45.6	186	30.2	545	46.2
OTHER	43	5.1	43	3.7	43	7.0	52	4.4
-TOTAL-	843	100.0	1159	100.0	617	100.0	1180	100.0

* Counted by defendant

** Includes refilings

Table SC-18

SUPERIOR COURT
CRIMINAL FILINGS*
BY TYPE OF RECORDING METHOD
1980

Court	Counted by Docket Number	Counted by Defendant
Androscoggin	552	594
Aroostook	668	669
Cumberland	1,651	1,742
Franklin	438	441
Hancock	199	229
Kennebec	714	762
Knox	380	384
Lincoln	228	228
Oxford	325	331
Penobscot	843	853
Piscataquis	137	137
Sagadahoc	304	316
Somerset	973	991
Waldo	137	140
Washington	185	213
York	1,125	1,159
-TOTAL-	8,859	9,189

* Includes refilings

Table SC-19

SUPERIOR COURT
CRIMINAL DISPOSITIONS*
BY TYPE OF DISPOSITION,
1979-1980

STATE	1979	PERCENT OF	1980	PERCENT OF
<u>TYPE OF DISPOSITION**</u>	<u>DISPOSITIONS</u>	<u>TOTAL DISPOSITIONS</u>	<u>DISPOSITIONS</u>	<u>TOTAL DISPOSITIONS</u>
District Court Bail Revised	118	1.6	131	1.4
District Court Bail Affirmed	50	.7	66	.7
Dismissed by Court	114	1.5	121	1.3
Rule 48 (a)	2392	31.6	3014	33.4
Filed Case	112	1.5	146	1.6
Juvenile Appeal Denied	7	.1	16	.2
Juvenile Appeal Sustained	14	.2	13	.1
Juvenile Appeal, New Sentence	10	.1	1	-0-
Not Guilty, Reason of Insanity	9	.1	4	-0-
Probation Revoked	38	.5	68	.8
Convicted-Plea	3547	46.8	4429	49.0
Convicted-Jury Trial	351	4.6	335	3.7
Convicted-Jury Waived Trial	158	2.1	134	1.5
Acquitted-Jury Trial	133	1.8	149	1.6
Acquitted-Jury Waived Trial	73	1.0	53	.6
Mistrial	38	.5	35	.4
Other	412	5.4	322	3.6
TOTAL	7576	100.0	9037	100.0

* Counted by defendant

** Refer to definitions beginning on page 127 of this report.

(Percentages may not total 100.0 due to rounding)

Table SC-19
(cont.)

ANDROSCOGGIN	1979	PERCENT OF	1980	PERCENT OF
TYPE OF DISPOSITION **	DISPOSITIONS	TOTAL DISPOSITIONS	DISPOSITIONS	TOTAL DISPOSITIONS
District Court Bail Revised	2	.4	6	1.3
District Court Bail Affirmed	-0-	-0-	2	.4
Dismissed by Court	7	1.5	12	2.6
Rule 48 (a)	162	35.3	143	31.2
Filed Case	1	.2	6	1.3
Juvenile Appeal Denied	-0-	-0-	6	1.3
Juvenile Appeal Sustained	-0-	-0-	2	.4
Juvenile Appeal New Sentence	-0-	-0-	-0-	-0-
Not Guilty, Reason of Insanity	1	.2	-0-	-0-
Probation Revoked	1	.2	12	2.6
Convicted-Plea	250	54.5	198	43.1
Convicted-Jury Trial	16	3.5	29	6.3
Convicted-Jury Waived Trial	2	.4	6	1.3
Acquitted-Jury Trial	8	1.7	19	4.1
Acquitted-Jury Waived Trial	3	.7	1	.2
Mistrial	-0-	-0-	6	1.3
Other	6	1.3	11	2.4
TOTAL	459	100.0	459	100.0
AROOSTOOK				
District Court Bail Revised	18	2.3	12	1.8
District Court Bail Affirmed	3	.4	5	.8
Dismissed By Court	15	1.9	13	2.0
Rule 48 (a)	308	39.5	300	45.7
Filed Case	14	1.8	15	2.3
Juvenile Appeal Denied	-0-	-0-	-0-	-0-
Juvenile Appeal Sustained	-0-	-0-	-0-	-0-
Juvenile Appeal, New Sentence	1	.1	-0-	-0-
Not Guilty, Reason of Insanity	-0-	-0-	-0-	-0-
Probation Revoked	-0-	-0-	1	.2
Convicted-Plea	321	41.2	247	37.6
Convicted-Jury Trial	20	2.6	18	2.7
Convicted-Jury Waived Trial	6	.8	9	1.4
Acquitted-Jury Trial	12	1.5	5	.8
Acquitted-Jury Waived Trial	3	.4	3	.5
Mistrial	-0-	-0-	-0-	-0-
Other	58	7.4	79	12.0
TOTAL	779	100.0	657	100.0

CUMBERLAND

TYPE OF DISPOSITION**	1979		1980	
	DISPOSITIONS	PERCENT OF TOTAL DISPOSITIONS	DISPOSITIONS	PERCENT OF TOTAL DISPOSITIONS
District Court Bail Revised	39	2.8	59	3.3
District Court Bail Affirmed	15	1.1	19	1.1
Dismissed by Court	19	1.4	35	2.0
Rule 48 (a)	463	33.6	671	38.1
Filed Case	4	.3	22	1.2
Juvenile Appeal Denied	1	.1	3	.2
Juvenile Appeal Sustained	-0-	-0-	-0-	-0-
Juvenile Appeal New Sentence	1	.1	-0-	-0-
Not Guilty, Reason of Insanity	3	.2	-0-	-0-
Probation Revoked	16	1.2	21	1.2
Convicted-Plea	555	40.3	80?	45.6
Convicted-Jury Trial	57	4.1	31	1.8
Convicted-Jury Waived Trial	18	1.3	7	.4
Acquitted-Jury Trial	10	.7	13	.7
Acquitted-Jury Waived Trial	2	.1	7	.4
Mistrial	8	.6	2	.1
Other	166	12.1	69	3.9
TOTAL	1377	100.0	1762	100.0

FRANKLIN

District Court Bail Revised	1	.3	1	.2
District Court Bail Affirmed	-0-	-0-	-0-	-0-
Dismissed By Court	6	2.1	4	1.0
Rule 48 (a)	78	27.0	135	33.2
Filed Case	3	1.0	10	2.5
Juvenile Appeal Denied	4	1.4	-0-	-0-
Juvenile Appeal Sustained	2	.7	4	1.0
Juvenile Appeal, New Sentence	5	1.7	-0-	-0-
Not Guilty, Reason of Insanity	-0-	-0-	-0-	-0-
Probation Revoked	-0-	-0-	-0-	-0-
Convicted-Plea	144	49.8	-0-	-0-
Convicted-Jury Trial	20	6.9	181	44.5
Convicted-Jury Waived Trial	10	3.5	12	2.9
Acquitted-Jury Trial	9	3.1	4	1.0
Acquitted-Jury Waived Trial	2	.7	6	1.5
Mistrial	1	.3	3	.7
Other	4	1.4	2	.5
TOTAL	289	100.0	407	100.0

Table SC-19
(cont.)

-06-

HANCOCK

<u>TYPE OF DISPOSITION **</u>	<u>1979 DISPOSITIONS</u>	<u>PERCENT OF TOTAL DISPOSITIONS</u>	<u>1980 DISPOSITIONS</u>	<u>PERCENT OF TOTAL DISPOSITIONS</u>
District Court Bail Revised	-0-	-0-	1	.5
District Court Bail Affirmed	-0-	-0-	-0-	-0-
Dismissed by Court	-0-	-0-	-0-	-0-
Rule 48 (a)	55	22.2	55	25.8
Filed Case	27	10.9	1	.5
Juvenile Appeal Denied	1	.4	-0-	-0-
Juvenile Appeal Sustained	-0-	-0-	-0-	-0-
Juvenile Appeal New Sentence	-0-	-0-	-0-	-0-
Not Guilty, Reason of Insanity	-0-	-0-	-0-	-0-
Probation Revoked	-0-	-0-	-0-	-0-
Convicted-Plea	122	49.2	-0-	-0-
Convicted-Jury Trial	14	5.6	124	58.2
Convicted-Jury Waived Trial	4	1.6	10	4.7
Acquitted-Jury Trial	6	2.4	6	2.8
Acquitted-Jury Waived Trial	1	.4	5	2.3
Mistrial	3	1.2	3	1.4
Other	15	6.0	3	1.4
TOTAL	248	100.0	213	100.0

-16-

KENNEBEC

District Court Bail Revised	7	1.0	13	1.7
District Court Bail Affirmed	4	.6	5	.7
Dismissed By Court	4	.6	14	1.8
Rule 48 (a)	163	23.6	222	29.0
Filed Case	6	.9	13	1.7
Juvenile Appeal Denied	-0-	-0-	1	.1
Juvenile Appeal Sustained	-0-	-0-	4	.5
Juvenile Appeal, New Sentence	-0-	-0-	-0-	-0-
Not Guilty, Reason of Insanity	2	.3	4	.5
Probation Revoked	7	1.0	17	2.2
Convicted-Plea	403	58.4	366	47.8
Convicted-Jury Trial	28	4.1	40	5.2
Convicted-Jury Waived Trial	14	2.0	15	2.0
Acquitted-Jury Trial	13	1.9	20	2.6
Acquitted-Jury Waived Trial	2	.3	7	.9
Mistrial	1	.1	2	.3
Other	36	5.2	22	2.9
TOTAL	690	100.0	765	100.0

TYPE OF DISPOSITION**	KNOX		Table SC-19 (cont.)	
	1979 DISPOSITIONS	PERCENT OF TOTAL DISPOSITIONS	1980 DISPOSITIONS	PERCENT OF TOTAL DISPOSITIONS
District Court Bail Revised	3	1.1	9	2.6
District Court Bail Affirmed	2	.7	6	1.7
Dismissed by Court	6	2.1	5	1.4
Rule 48 (a)	74	26.0	89	25.3
Filed Case	-0-	-0-	-0-	-0-
Juvenile Appeal Denied	-0-	-0-	1	.3
Juvenile Appeal Sustained	3	1.1	-0-	-0-
Juvenile Appeal New Sentence	1	.4	-0-	-0-
Not Guilty, Reason of Insanity	-0-	-0-	-0-	-0-
Probation Revoked	-0-	-0-	7	2.0
Convicted-Plea	153	53.7	178	50.6
Convicted-Jury Trial	22	7.7	14	4.0
Convicted-Jury Waived Trial	5	1.8	12	3.4
Acquitted-Jury Trial	1	.4	1	.3
Acquitted-Jury Waived Trial	2	.7	4	1.1
Mistrial	5	1.8	2	.6
Other	8	2.8	24	6.8
TOTAL	285	100.0	352	100.0
LINCOLN				
District Court Bail Revised	-0-	-0-	-0-	-0-
District Court Bail Affirmed	1	.5	-0-	-0-
Dismissed By Court	3	1.6	3	1.4
Rule 48 (a)	58	30.4	49	22.6
Filed Case	1	.5	-0-	-0-
Juvenile Appeal Denied	-0-	-0-	-0-	-0-
Juvenile Appeal Sustained	-0-	-0-	1	.5
Juvenile Appeal, New Sentence	-0-	-0-	-0-	-0-
Not Guilty, Reason of Insanity	-0-	-0-	-0-	-0-
Probation Revoked	2	1.0	-0-	-0-
Convicted-Plea	100	52.4	-0-	-0-
Convicted-Jury Trial	10	5.2	135	62.2
Convicted-Jury Waived Trial	7	3.7	11	5.1
Acquitted-Jury Trial	2	1.0	6	2.8
Acquitted-Jury Waived Trial	1	.5	3	1.4
Mistrial	4	2.1	3	1.4
Other	2	1.0	2	.9
TOTAL	191	100.0	217	100.0

-92-

Table SC-19
(cont.)

TYPE OF DISPOSITION**	1979		1980	
	DISPOSITIONS	PERCENT OF TOTAL DISPOSITIONS	DISPOSITIONS	PERCENT OF TOTAL DISPOSITIONS
OXFORD				
District Court Bail Revised	5	2.2		
District Court Bail Affirmed	4	1.8	4	1.3
Dismissed by Court	2	.9	-0-	-0-
Rule 48 (a)	60	26.5	6	2.0
Filed Case	6	2.7	89	29.6
Juvenile Appeal Denied	-0-	-0-	4	1.3
Juvenile Appeal Sustained	3	1.3	-0-	-0-
Juvenile Appeal New Sentence	1	.4	-0-	-0-
Not Guilty, Reason of Insanity	-0-	-0-	-0-	-0-
Probation Revoked	-0-	-0-	-0-	-0-
Convicted-Plea	104	46.0	-0-	-0-
Convicted-Jury Trial	22	9.7	159	52.8
Convicted-Jury Waived Trial	-0-	-0-	13	4.3
Acquitted-Jury Trial	6	2.7	9	3.0
Acquitted-Jury Waived Trial	3	1.3	6	2.0
Mistrial	-0-	-0-	1	.3
Other	10	4.4	2	.7
TOTAL	226	100.0	301	100.0
PENOBSCOT				
District Court Bail Revised	16	1.5		
District Court Bail Affirmed	18	1.7	4	.5
Dismissed By Court	20	1.9	16	1.9
Rule 48 (a)	290	26.9	2	.2
Filed Case	18	1.7	232	26.9
Juvenile Appeal Denied	-0-	-0-	15	1.7
Juvenile Appeal Sustained	-0-	-0-	1	.1
Juvenile Appeal, New Sentence	1	.1	-0-	-0-
Not Guilty, Reason of Insanity	3	.3	1	.1
Probation Revoked	2	.2	-0-	-0-
Convicted-Plea	496	46.0	4	.5
Convicted-Jury Trial	51	4.7	458	53.2
Convicted-Jury Waived Trial	50	4.6	44	5.1
Acquitted-Jury Trial	21	1.9	32	3.7
Acquitted-Jury Waived Trial	39	3.6	16	1.9
Mistrial	1	.1	11	1.3
Other	52	4.8	2	.2
TOTAL	1078	100.0	861	100.0

1031

Table SC-19
(cont.)

PISCATAOUIS		PERCENT OF		PERCENT OF	
TYPE OF DISPOSITION**	1979 DISPOSITIONS	TOTAL DISPOSITIONS	1980 DISPOSITIONS	TOTAL DISPOSITIONS	
District Court Bail Revised	-0-	-0-	-0-	-0-	
District Court Bail Affirmed	1	.9	-0-	-0-	
Dismissed by Court	3	2.6	-0-	-0-	
Rule 48 (a)	53	45.3	26	31.3	
Filed Case	-0-	-0-	-0-	-0-	
Juvenile Appeal Denied	-0-	-0-	-0-	-0-	
Juvenile Appeal Sustained	1	.9	-0-	-0-	
Juvenile Appeal New Sentence	-0-	-0-	-0-	-0-	
Not Guilty, Reason of Insanity	-0-	-0-	-0-	-0-	
Probation Revoked	-0-	-0-	-0-	-0-	
Convicted-Plea	47	40.2	37	44.6	
Convicted-Jury Trial	1	.9	4	4.8	
Convicted-Jury Waived Trial	3	2.6	-0-	-0-	
Acquitted-Jury Trial	2	1.7	6	7.2	
Acquitted-Jury Waived Trial	-0-	-0-	-0-	-0-	
Mistrial	-0-	-0-	-0-	-0-	
Other	6	5.1	10	12.0	
TOTAL	117	100.0	83	100.0	
SAGADAHOC					
District Court Bail Revised	-0-	-0-	-0-	-0-	
District Court Bail Affirmed	-0-	-0-	3	1.2	
Dismissed By Court	8	6.2	6	2.4	
Rule 48 (a)	48	36.9	78	31.7	
Filed Case	1	.8	3	1.2	
Juvenile Appeal Denied	-0-	-0-	-0-	-0-	
Juvenile Appeal Sustained	2	1.5	-0-	-0-	
Juvenile Appeal, New Sentence	-0-	-0-	-0-	-0-	
Not Guilty, Reason of Insanity	-0-	-0-	-0-	-0-	
Probation Revoked	-0-	-0-	-0-	-0-	
Convicted-Plea	48	36.9	125	50.8	
Convicted-Jury Trial	6	4.6	11	4.5	
Convicted-Jury Waived Trial	5	3.8	8	3.3	
Acquitted-Jury Trial	5	3.8	4	1.6	
Acquitted-Jury Waived Trial	4	3.1	1	.4	
Mistrial	-0-	-0-	1	.4	
Other	3	2.3	6	2.4	
TOTAL	130	100.0	246	100.0	

Table SC-19
(cont.)

SOMERSET	1979	PERCENT OF	1980	PERCENT OF
TYPE OF DISPOSITION**	DISPOSITIONS	TOTAL DISPOSITIONS	DISPOSITIONS	TOTAL DISPOSITIONS
District Court Bail Revised	15	2.1	16	1.5
District Court Bail Affirmed	1	.1	7	.7
Dismissed by Court	5	.7	8	.8
Rule 48 (a)	206	28.5	259	24.6
Filed Case	25	3.5	36	3.4
Juvenile Appeal Denied	-0-	-0-	2	.2
Juvenile Appeal Sustained	1	.1	2	.2
Juvenile Appeal New Sentence	-0-	-0-	-0-	-0-
Not Guilty, Reason of Insanity	-0-	-0-	-0-	-0-
Probation Revoked	4	.6	2	.2
Convicted-Plea	386	53.3	640	60.9
Convicted-Jury Trial	32	4.4	31	2.9
Convicted-Jury Waived Trial	15	2.1	6	.6
Acquitted-Jury Trial	17	2.3	16	1.5
Acquitted-Jury Waived Trial	4	.6	5	.5
Mistrial	6	.8	1	.1
Other	7	1.0	20	1.9
TOTAL	724	100.0	1051	100.0
WALDO				
District Court Bail Revised	-0-	-0-	1	.5
District Court Bail Affirmed	-0-	-0-	-0-	-0-
Dismissed By Court	3	2.6	2	1.0
Rule 48 (a)	25	21.6	37	18.6
Filed Case	-0-	-0-	-0-	-0-
Juvenile Appeal Denied	-0-	-0-	-0-	-0-
Juvenile Appeal Sustained	1	.9	-0-	-0-
Juvenile Appeal, New Sentence	-0-	-0-	-0-	-0-
Not Guilty, Reason of Insanity	-0-	-0-	-0-	-0-
Probation Revoked	1	.9	1	.5
Convicted-Plea	56	48.3	120	60.3
Convicted-Jury Trial	10	8.6	15	7.5
Convicted-Jury Waived Trial	6	5.2	2	1.0
Acquitted-Jury Trial	6	5.2	6	3.0
Acquitted-Jury Waived Trial	2	1.7	2	1.0
Mistrial	1	.9	4	2.0
Other	5	4.3	9	4.5
TOTAL	116	100.0	199	100.0

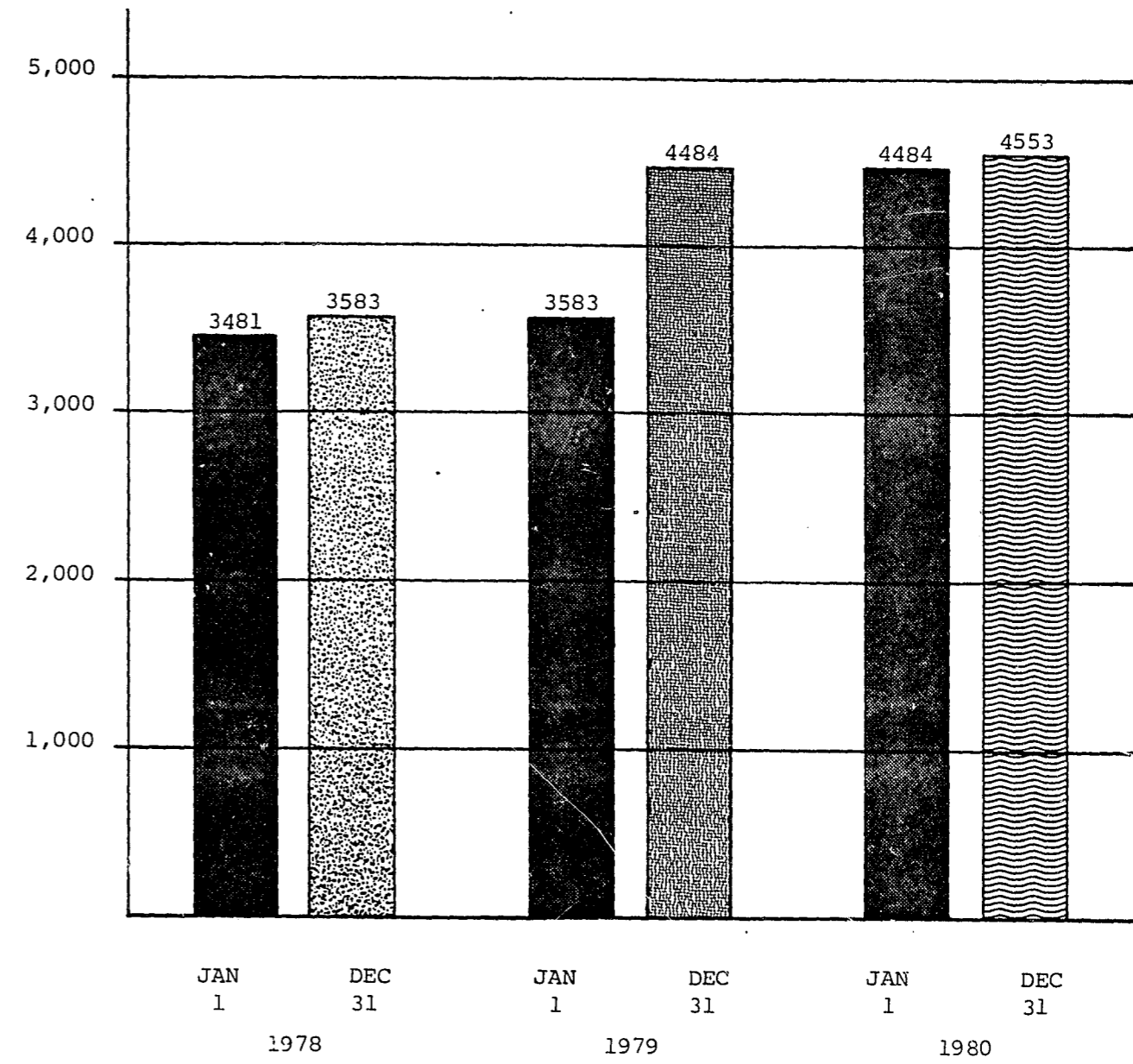
Table SC-19
(cont.)

WASHINGTON	1979	PERCENT OF	1980	PERCENT OF
<u>TYPE OF DISPOSITION**</u>	<u>DISPOSITIONS</u>	<u>TOTAL DISPOSITIONS</u>	<u>DISPOSITIONS</u>	<u>TOTAL DISPOSITIONS</u>
District Court Bail Revised	1	.4	-0-	-0-
District Court Bail Affirmed	-0-	-0-	-0-	-0-
Dismissed by Court	3	1.2	4	1.4
Rule 48 (a)	96	38.4	102	35.8
Filed Case	1	.4	5	1.8
Juvenile Appeal Denied	-0-	-0-	1	.4
Juvenile Appeal Sustained	-0-	-0-	-0-	-0-
Juvenile Appeal New Sentence	-0-	-0-	-0-	-0-
Not Guilty, Reason of Insanity	-0-	-0-	-0-	-0-
Probation Revoked	1	.4	-0-	-0-
Convicted-Plea	120	48.0	136	47.7
Convicted-Jury Trial	8	3.2	17	6.0
Convicted-Jury Waived Trial	4	1.6	3	1.1
Acquitted-Jury Trial	6	2.4	7	2.5
Acquitted-Jury Waived Trial	-0-	-0-	-0-	-0-
Mistrial	1	.4	4	1.4
Other	9	3.6	6	2.1
TOTAL	250	100.0	285	100.0
YORK				
District Court Bail Revised	11	1.8	5	.4
District Court Bail Affirmed	1	.2	3	.3
Dismissed By Court	10	1.6	7	.6
Rule 48 (a)	253	41.0	527	44.7
Filed Case	5	.8	16	1.4
Juvenile Appeal Denied	1	.2	1	.1
Juvenile Appeal Sustained	1	.2	-0-	-0-
Juvenile Appeal, New Sentence	-0-	-0-	-0-	-0-
Not Guilty, Reason of Insanity	-0-	-0-	-0-	-0-
Probation Revoked	4	.6	3	.3
Convicted-Plea	242	39.2	522	44.3
Convicted-Jury Trial	34	5.5	35	3.0
Convicted-Jury Waived Trial	9	1.5	9	.8
Acquitted-Jury Trial	9	1.5	16	1.4
Acquitted-Jury Waived Trial	5	.8	2	.2
Mistrial	7	1.1	2	.2
Other	25	4.1	31	2.6
TOTAL	617	100.0	1179	100.0

SUPERIOR COURT CRIMINAL PENDING CASELOAD* 1978-1980

Graph SC-20

NUMBER
OF
CASES
PENDING



*Counted by docket number

Table SC-21

SUPERIOR COURT
CRIMINAL PENDING CASELOAD*
BY TYPE OF CASE
1980

<u>Type of Case**</u>	<u>Cases Pending 1-1-80</u>	<u>Cases Pending 12-31-80</u>	<u>% Change</u>
Bail Review	8	13	62.5
Transfer	1,963	1,854	-5.6
Appeal	527	422	-19.9
Boundover	208	282	35.6
Indictment	1,627	1,720	5.7
Information	23	26	13.0
Juvenile Appeal	21	39	85.7
Other	107	197	84.1
-TOTAL-	4,484	4,553	1.5

*Counted by docket number

**Refer to definitions appearing on page 127 of this report.

Table SC-22

SUPERIOR COURT
CRIMINAL TRIAL SUMMARY*
1979 - 1980

Court	Dispositions		Jury Trials		% by JT		Number of JT Days		Jury Waived Trials		% by JW		Number of JW Days	
	1979	1980	1979	1980	1979	1980	1979	1980	1979	1980	1979	1980	1979	1980
Androscoggin	459	459	28	55	6.1	12.0	43.5	67.5	8	9	1.7	2.0	7.0	5.5
Aroostook	779	657	23	24	3.0	3.7	28.5	32.0	6	6	.8	.9	9.0	8.5
Cumberland	1377	1762	81	48	5.9	2.7	140.0	98.5	23	33	1.7	1.9	34.5	27.5
Franklin	290	407	27	21	9.3	5.2	33.5	27.0	20	7	6.9	1.7	11.0	5.0
Hancock	248	213	21	17	8.5	8.0	30.5	29.0	3	8	1.2	3.8	3.0	10.5
Kennebec	690	765	35	56	5.1	7.3	44.0	88.0	15	23	2.2	3.0	10.0	16.5
Knox	286	352	25	15	8.7	4.3	43.5	24.0	7	14	2.4	4.0	4.0	7.5
Lincoln	191	217	19	13	9.9	6.0	22.5	24.5	8	9	4.2	4.1	4.0	4.5
Oxford	227	301	21	19	9.3	6.3	39.0	22.0	3	9	1.3	3.0	2.0	5.0
Penobscot	1078	861	62	54	5.8	6.3	66.0	76.5	82	42	7.6	4.9	62.0	34.0
Piscataquis	119	83	3	10	2.5	12.0	2.0	11.0	3	-0-	2.5	-0-	2.0	-0-
Sagadahoc	130	246	14	22	10.8	8.9	13.0	25.0	7	10	5.4	4.1	6.5	7.0
Somerset	724	1051	41	39	5.7	3.7	73.5	49.0	16	10	2.2	1.0	13.0	6.5
Waldo	116	199	17	18	14.7	9.0	25.0	24.5	5	5	4.3	2.5	3.0	4.0
Washington	250	285	13	24	5.2	8.4	24.5	27.5	1	3	.4	1.1	1.0	9.5
York	617	1180	42	53	6.8	4.5	64.0	95.0	9	8	1.5	.7	6.5	6.5
-TOTAL-	7581	9038	472	488	6.2	5.4	693.0	721.0	216	196	2.8	2.2	178.5	158.0

*Counted by defendant

JT = Jury Trials

JW = Jury Waived Trials

SUPERIOR COURT
CRIMINAL TRIALS*
BY TYPE OF CASE
1980

STATE

<u>Type of Case**</u>	<u>Total Criminal Dispositions</u>	<u>Number of Jury Trials</u>	<u>% By Jury Trial</u>	<u>Total Jury Trial Days</u>	<u>Number of Jury Waived Trials</u>	<u>% By Jury Waived Trial</u>	<u>Total Jury Waived Trial Days</u>
Bail Review	229	-0-	-0-	-0-	-0-	-0-	-0-
Transfer	4,137	166	4.0	193.5	73	1.8	61.0
Appeal	886	69	7.8	71.0	46	5.2	26.5
Boundover	359	22	6.1	54.0	4	1.1	4.5
Indictment	2,403	228	9.5	391.5	45	1.9	47.0
Information	808	1	.1	1.0	2	.2	1.5
Juvenile Appeal	43	-0-	-0-	-0-	2	4.7	1.0
Other	173	2	1.2	10.0	24	13.9	16.5
-TOTAL-	9,038	488	5.4	721.0	196	2.2	158.0

*Counted by Defendant

**Refer to definitions appearing on page 127 of this report.

Table SC-23
(cont.)

SUPERIOR COURT
CRIMINAL TRIALS*
BY TYPE OF CASE
1980

ANDROSCOGGIN Type of Case	Total Criminal Dispositions	Number of Jury Trials	% By Jury Trial	Total Jury Trial Days	Number of Jury Waived Trials	% By Jury Waived Trial	Total Jury Waived Trial Days
Bail Review	8	-0-	-0-	-0-	-0-	-0-	-0-
Transfer	107	4	3.7	2.5	-0-	-0-	-0-
Appeal	28	2	7.1	1.5	3	10.7	1.5
Boundover	28	2	7.1	1.5	-0-	-0-	-0-
Indictment	235	47	20.0	62.0	3	1.3	2.5
Information	21	-0-	-0-	-0-	-0-	-0-	-0-
Juvenile Appeal	9	-0-	-0-	-0-	1	11.1	.5
Other	23	-0-	-0-	-0-	2	8.7	1.0
-TOTAL-	459	55	12.0	67.5	9	2.0	5.5
AROOSTOOK							
Bail Review	20	-0-	-0-	-0-	-0-	-0-	-0-
Transfer	366	8	2.2	8.0	1	.3	1.5
Appeal	69	4	5.8	4.0	1	1.4	.5
Boundover	63	5	7.9	11.5	-0-	-0-	-0-
Indictment	102	7	6.9	8.5	4	3.9	6.5
Information	32	-0-	-0-	-0-	-0-	-0-	-0-
Juvenile Appeal	2	-0-	-0-	-0-	-0-	-0-	-0-
Other	3	-0-	-0-	-0-	-0-	-0-	-0-
-TOTAL-	657	24	3.7	32.0	6	9	8.5

*Counted by Defendant

Table SC-23
(cont.)

SUPERIOR COURT
CRIMINAL TRIALS*
BY TYPE OF CASE
1980

CUMBERLAND

Type of Case	Total Criminal Dispositions	Number of Jury Trials	% By Jury Trial	Total Jury Trial Days	Number of Jury Waived Trials	% By Jury Waived Trial	Total Jury Waived Trial Days
Bail Review	91	-0-	-0-	-0-	-0-	-0-	-0-
Transfer	636	12	1.9	21.0	5	.8	4.5
Appeal	183	11	6.0	17.0	5	2.7	4.5
Boundover	13	1	7.7	5.0	-0-	-0-	-0-
Indictment Information	567	24	4.2	55.5	3	.5	4.0
Juvenile Appeal	206	-0-	-0-	-0-	-0-	-0-	-0-
Other	7	-0-	-0-	-0-	-0-	-0-	-0-
	59	-0-	-0-	-0-	20	33.9	14.5
-TOTAL-	1,762	48	2.7	98.5	33	1.9	27.5

FRANKLIN

Bail Review	1	-0-	-0-	-0-	-0-	-0-	-0-
Transfer	268	9	3.4	9.0	7	2.6	5.0
Appeal	26	5	19.2	5.0	-0-	-0-	-0-
Boundover	13	-0-	-0-	-0-	-0-	-0-	-0-
Indictment Information	51	7	13.7	13.0	-0-	-0-	-0-
Juvenile Appeal	44	-0-	-0-	-0-	-0-	-0-	-0-
Other	3	-0-	-0-	-0-	-0-	-0-	-0-
	1	-0-	-0-	-0-	-0-	-0-	-0-
-TOTAL-	407	21	5.2	27.0	7	1.7	5.0

*Counted by Defendant

Table SC-23
(cont.)

SUPERIOR COURT
CRIMINAL TRIALS*
BY TYPE OF CASE
1980

HANCOCK Type of Case	Total Criminal Dispositions	Number of Jury Trials	% By Jury Trial	Total Jury Trial Days	Number of Jury Waived Trials	% By Jury Waived Trial	Total Jury Waived Trial Days
Bail Review	1	-0-	-0-	-0-	-0-	-0-	-0-
Transfer	74	1	1.4	.5	4	5.4	8.5
Appeal	35	6	17.1	6.0	1	2.9	.5
Boundover	11	2	18.2	6.5	-0-	-0-	-0-
Indictment	79	8	10.1	16.0	3	3.8	1.5
Information	11	-0-	-0-	-0-	-0-	-0-	-0-
Juvenile Appeal	2	-0-	-0-	-0-	-0-	-0-	-0-
Other	-0-	-0-	-0-	-0-	-0-	-0-	-0-
-TOTAL-	213	17	8.0	29.0	8	3.8	10.5
KENNEBEC							
Bail Review	28	-0-	-0-	-0-	-0-	-0-	-0-
Transfer	335	16	4.8	15.0	6	1.8	4.0
Appeal	69	8	12.9	7.0	6	9.7	3.5
Boundover	13	1	7.7	13.0	1	7.7	1.0
Indictment	257	31	12.1	53.0	10	3.9	8.0
Information	39	-0-	-0-	-0-	-0-	-0-	-0-
Juvenile Appeal	5	-0-	-0-	-0-	-0-	-0-	-0-
Other	26	-0-	-0-	-0-	-0-	-0-	-0-
-TOTAL-	765	56	7.3	88.0	23	3.0	16.5

*Counted by Defendant

Table SC-23
(cont.)

SUPERIOR COURT
CRIMINAL TRIALS*
BY TYPE OF CASE
1980

KNOX Type of Case	Total Criminal Dispositions	Number of Jury Trials	% By Jury Trial	Total Jury Trial Days	Number of Jury Waived Trials	% By Jury Waived Trial	Total Jury Waived Trial Days
Bail Review	15	-0-	-0-	-0-	-0-	-0-	-0-
Transfer	158	4	2.5	4.0	8	5.1	4.0
Appeal	56	-0-	-0-	-0-	5	8.9	2.5
Boundover	22	1	4.5	.5	1	4.5	1.0
Indictment	73	10	13.7	19.5	-0-	-0-	-0-
Information	18	-0-	-0-	-0-	-0-	-0-	-0-
Juvenile Appeal	1	-0-	-0-	-0-	-0-	-0-	-0-
Other	9	-0-	-0-	-0-	-0-	-0-	-0-
-TOTAL-	352	15	4.3	24.0	14	4.0	7.5
-LINCOLN							
Bail Review	-0-	-0-	-0-	-0-	-0-	-0-	-0-
Transfer	138	6	4.3	7.0	6	4.3	3.0
Appeal	20	-0-	-0-	-0-	2	10.0	1.0
Boundover	8	2	25.0	4.0	-0-	-0-	-0-
Indictment	32	4	12.5	8.5	1	3.1	.5
Information	12	-0-	-0-	-0-	-0-	-0-	-0-
Juvenile Appeal	2	-0-	-0-	-0-	-0-	-0-	-0-
Other	5	1	20.0	5.0	-0-	-0-	-0-
-TOTAL-	217	13	6.0	24.5	9	4.1	4.5

*Counted by Defendant

Table SC-23
(cont.)

SUPERIOR COURT
CRIMINAL TRIALS*
BY TYPE OF CASE
1980

OXFORD	Total Criminal Dispositions	Number of Jury Trials	% By Jury Trial	Total Jury Trial Days	Number of Jury Waived Trials	% By Jury Waived Trial	Total Jury Waived Trial Days
Bail Review	5	-0-	-0-	-0-	-0-	-0-	-0-
Transfer	95	10	10.5	10.5	2	2.1	1.5
Appeal	46	3	6.5	4.0	3	6.5	1.5
Boundover	11	1	9.1	1.0	-0-	-0-	-0-
Indictment	106	5	4.7	6.5	4	3.8	2.0
Information	36	-0-	-0-	-0-	-0-	-0-	-0-
Juvenile Appeal	-0-	-0-	-0-	-0-	-0-	-0-	-0-
Other	2	-0-	-0-	-0-	-0-	-0-	-0-
-TOTAL-	301	19	6.3	22.0	9	3.0	5.0
BENOBSCOT							
Bail Review	20	-0-	-0-	-0-	-0-	-0-	-0-
Transfer	364	13	3.6	19.0	19	5.2	19.0
Appeal	129	13	10.1	11.0	14	10.9	7.5
Boundover	19	1	5.3	1.0	-0-	-0-	-0-
Indictment	282	27	9.6	45.5	6	2.1	6.0
Information	33	-0-	-0-	-0-	-0-	-0-	-0-
Juvenile Appeal	3	-0-	-0-	-0-	1	33.3	.5
Other	11	-0-	-0-	-0-	2	18.2	1.0
-TOTAL-	861	54	6.3	76.5	42	4.9	34.0

*Counted by Defendant

-105-

Table SC-23
(cont.)

SUPERIOR COURT
CRIMINAL TRIALS*
BY TYPE OF CASE
1980

PISCATAQUIS		Total Criminal Dispositions	Number of Jury Trials	% By Jury Trial	Total Jury Trial Days	Number of Jury Waived Trials	% By Jury Waived Trial	Total Jury Waived Trial Days
Bail Review	-0-	-0-	-0-	-0-	-0-	-0-	-0-	-0-
Transfer	27	6	22.2	3.0	-0-	-0-	-0-	
Appeal	8	-0-	-0-	-0-	-0-	-0-	-0-	
Boundover	10	1	10.0	1.0	-0-	-0-	-0-	
Indictment	32	3	9.4	7.0	-0-	-0-	-0-	
Information	5	-0-	-0-	-0-	-0-	-0-	-0-	
Juvenile Appeal	1	-0-	-0-	-0-	-0-	-0-	-0-	
Other	-0-	-0-	-0-	-0-	-0-	-0-	-0-	
-TOTAL-	83	10	12.0	11.0	-0-	-0-	-0-	
SAGADAHOC								
Bail Review	3	-0-	-0-	-0-	-0-	-0-	-0-	
Transfer	118	8	6.8	7.5	5	-0-	-0-	
Appeal	40	4	10.0	3.5	2	4.2	3.5	
Boundover	11	1	9.1	1.0	-0-	5.0	1.0	
Indictment	47	9	19.1	13.0	-0-	-0-	-0-	
Information	25	-0-	-0-	-0-	2	4.3	1.5	
Juvenile Appeal	-0-	-0-	-0-	-0-	1	4.0	1.0	
Other	2	-0-	-0-	-0-	-0-	-0-	-0-	
-TOTAL-	246	22	8.9	25.0	10	4.1	7.0	

*Counted by Defendant

-901-

Table SC-23
(cont.)

		SUPERIOR COURT CRIMINAL TRIALS* BY TYPE OF CASE 1980							
SOMERSET Type of Case	Total Criminal Dispositions	Number of Jury Trials	% By Jury Trial	Total Jury Trial Days	Number of Jury Waived Trials	% By Jury Waived Trial	Total Jury Waived Trial Days		
Bail Review	27	-0-	-0-	-0-	-0-	-0-	-0-	-0-	
Transfer	727	28	3.9	28.5	8	1.1	5.5	-0-	
Appeal	17	4	23.5	4.0	-0-	-0-	-0-	-0-	
Boundover	22	-0-	-0-	-0-	1	.8	.5	.5	
Indictment	129	6	4.7	15.5	1	.8	-0-	-0-	
Information	118	1	.8	1.0	-0-	-0-	-0-	-0-	
Juvenile Appeal	5	-0-	-0-	-0-	-0-	-0-	-0-	-0-	
Other	6	-0-	-0-	49.0	10	1.0	6.5	6.5	
-TOTAL-	1,051	39	3.7						
WALDO									
Bail Review	1	-0-	-0-	-0-	-0-	-0-	-0-	-0-	
Transfer	49	5	10.2	6.5	1	2.0	.5	.5	
Appeal	8	1	12.5	1.0	1	12.5	2.0	2.0	
Boundover	22	2	9.1	4.0	2	4.5	1.0	1.0	
Indictment	94	-0-	-0-	-0-	-0-	-0-	-0-	-0-	
Information	17	-0-	-0-	-0-	-0-	-0-	-0-	-0-	
Juvenile Appeal	-0-	-0-	-0-	-0-	-0-	-0-	-0-	-0-	
Other	8	18	9.0	24.5	5	2.5	4.0	4.0	
-TOTAL-	199								

*Counted by Defendant

Table SC-23
(cont.)

SUPERIOR COURT
CRIMINAL TRIALS*
BY TYPE OF CASE
1980

WASHINGTON	Total Criminal Dispositions	Number of Jury Trials	% By Jury Trial	Total Jury Trial Days	Number of Jury Waived Trials	% By Jury Waived Trial	Total Jury Waived Trial Days
Bail Review	-0-	-0-	-0-	-0-	-0-	-0-	-0-
Transfer	91	8	8.8	7.5	-0-	-0-	-0-
Appeal	37	4	10.8	4.0	-0-	-0-	-0-
Boundover	22	2	9.1	4.0	1	4.5	.5
Indictment	115	10	8.7	12.0	2	1.7	9.0
Information	16	-0-	-0-	-0-	-0-	-0-	-0-
Juvenile Appeal	2	-0-	-0-	-0-	-0-	-0-	-0-
Other	2	-0-	-0-	-0-	-0-	-0-	-0-
-TOTAL-	285	24	8.4	27.5	3	1.1	9.5
YORK							
Bail Review	9	-0-	-0-	-0-	-0-	-0-	-0-
Transfer	584	28	4.8	44.0	1	.5	.5
Appeal	122	4	3.3	3.0	3	2.5	2.0
Boundover	71	-0-	-0-	-0-	-0-	-0-	-0-
Indictment	202	20	9.9	43.0	4	2.0	4.0
Information	175	-0-	-0-	-0-	-0-	-0-	-0-
Juvenile Appeal	1	-0-	-0-	-0-	-0-	-0-	-0-
Other	16	1	6.3	5.0	-0-	-0-	-0-
-TOTAL-	1,180	53	4.5	95.0	8	.7	6.5

*Counted by Defendant

-80T-

SUPERIOR COURT
CRIMINAL CASELOAD*
AVERAGE TIME REPORT
1978-1980

Table SC-24

Court	AVERAGE NUMBER OF DAYS FROM FIRST APPEARANCE TO DISPOSITION			AVERAGE NUMBER OF DAYS FROM FILING TO DISPOSITION								
	Indictments			Transfers			Appeals			Juvenile Appeals		
	1978	1979	1980	1978	1979	1980	1978	1979	1980	1978	1979	1980
Androscoggin	123	147	160	130	159	187	166	157	199	179	407	41
Aroostook	121	217	139	137	126	174	112	152	146	80	374	189
Cumberland	129	151	160	249	183	118	220	209	172	89	86	133
Franklin	145	84	76	129	96	109	104	124	151	59	47	190
Hancock	151	101	159	143	186	177	163	495	155	13	442	123
Kennebec	133	115	128	89	118	107	98	133	173	69	269	132
Knox	137	143	176	137	135	129	192	189	106	23	114	104
Lincoln	88	151	146	165	72	95	88	91	224	44	NA	551
Oxford	92	131	122	159	219	179	150	194	173	129	179	NA
Penobscot	95	83	115	79	71	111	68	68	112	35	101	182
Piscataquis	64	151	180	145	150	145	153	114	205	78	19	8
Sagadahoc	76	134	72	61	116	75	88	143	92	50	414	NA
Somerset	72	80	68	92	111	88	99	157	117	60	365	66
Waldo	131	121	167	113	140	177	129	160	170	NA	50	NA
Washington	183	234	310	189	216	256	129	224	257	58	NA	43
York	116	137	138	107	158	204	89	129	225	72	105	64
TOTAL	118	133	145	136	130	134	132	163	164	72	170	125

* counted by defendant

-109-

Table SC-25

SUPERIOR COURT
CRIMINAL CASELOAD TIME REPORT
BY COURT
1980

STATE	INDICTMENTS		TRANSFERS		APPEALS		JUVENILE APPEALS	
	# of Cases	% of Total	# of Cases	% of Total	# of Cases	% of Total	# of Cases	% of Total
Number of Days								
Filing to 1st Appearance								
0-30	1704	85.4	369	10.7	51	7.1	13	37.1
31-60	112	5.6	720	20.9	109	15.1	6	17.1
61-90	42	2.1	681	19.7	125	17.3	5	14.3
91-120	25	1.3	449	13.0	86	11.9	3	8.6
121 +	112	5.6	1231	35.7	350	48.5	8	22.9
* to Guilty Plea								
0-30	225	18.3	163	9.7	20	5.6	NA	
31-60	153	12.4	347	20.6	58	16.3	NA	
61-90	168	13.7	371	22.0	53	14.9	NA	
91-120	132	10.7	210	12.4	50	14.0	NA	
121 +	553	44.9	597	35.4	175	49.2	NA	
* to Jury Trial								
0-30	21	10.5	4	2.5	-0-	-0-	NA	
31-60	16	8.0	17	10.4	4	5.9	NA	
61-90	15	7.5	15	9.2	13	19.1	NA	
91-120	20	10.0	32	19.6	3	4.4	NA	
121 +	128	64.0	95	58.3	48	70.6	NA	
* to Jury Waived Trial								
0-30	4	9.8	2	2.7	2	4.1	NA	
31-60	3	7.3	9	12.3	5	10.2	NA	
61-90	3	7.3	12	16.4	13	26.5	NA	
91-120	5	12.2	12	16.4	4	8.2	NA	
121 +	26	63.4	38	52.1	25	51.0	NA	
* to Disposition								
0-30	322	16.1	350	8.7	47	5.4	12	27.9
31-60	211	10.6	801	19.8	123	14.2	7	16.3
61-90	231	11.6	752	18.6	130	15.0	3	7.0
91-120	199	10.0	502	12.4	101	11.7	6	14.0
121+	1032	51.7	1637	40.5	465	53.7	15	34.9

*Indictments measured from first appearance.

Transfers, Appeals, and Juvenile Appeals measured from filing.

(Individual groupings may not total 100.0 percent due to rounding.)

Table SC-25

SUPERIOR COURT
CRIMINAL CASELOAD TIME REPORT
BY COURT
1980

STATE	INDICTMENTS		TRANSFERS		APPEALS		JUVENILE APPEALS	
	# of Cases	% of Total	# of Cases	% of Total	# of Cases	% of Total	# of Cases	% of Total
Filing to 1st Appearance								
0-30	1704	85.4	369	10.7	51	7.1	13	37.1
31-60	112	5.6	720	20.9	109	15.1	6	17.1
61-90	42	2.1	681	19.7	125	17.3	5	14.3
91-120	25	1.3	449	13.0	86	11.9	3	8.6
121 +	112	5.6	1231	35.7	350	48.5	8	22.9
* to Guilty Plea								
0-30	225	18.3	163	9.7	20	5.6	NA	
31-60	153	12.4	347	20.6	58	16.3	NA	
61-90	168	13.7	371	22.0	53	14.9	NA	
91-120	132	10.7	210	12.4	50	14.0	NA	
121 +	553	44.9	597	35.4	175	49.2	NA	
* to Jury Trial								
0-30	21	10.5	4	2.5	-0-	-0-	NA	
31-60	16	8.0	17	10.4	4	5.9	NA	
61-90	15	7.5	15	9.2	13	19.1	NA	
91-120	20	10.0	32	19.6	3	4.4	NA	
121 +	128	64.0	95	58.3	48	70.6	NA	
* to Jury Waived Trial								
0-30	4	9.8	2	2.7	2	4.1	NA	
31-60	3	7.3	9	12.3	5	10.2	NA	
61-90	3	7.3	12	16.4	13	26.5	NA	
91-120	5	12.2	12	16.4	4	8.2	NA	
121 +	26	63.4	38	52.1	25	51.0	NA	
* to Disposition								
0-30	322	16.1	350	8.7	47	5.4	12	27.9
31-60	211	10.6	801	19.8	123	14.2	7	16.3
61-90	231	11.6	752	18.6	130	15.0	3	7.0
91-120	199	10.0	502	12.4	101	11.7	6	14.0
121+	1032	51.7	1637	40.5	465	53.7	15	34.9

*Indictments measured from first appearance.

Transfers, Appeals, and Juvenile Appeals measured from filing.

(Individual groupings may not total 100.0 percent due to rounding.)

Table SC-25
(cont.)

SUPERIOR COURT
CRIMINAL CASELOAD TIME REPORT
BY COURT
1980

ANDROSCOGGIN

Number of Days	INDICTMENTS		TRANSFERS		APPEALS		JUVENILE APPEALS	
	# of Cases	% of Total	# of Cases	% of Total	# of Cases	% of Total	# of Cases	% of Total
Filing to 1st Appearance								
0-30	142	87.1	6	17.1	-0-	-0-	7	77.8
31-60	19	11.7	1	2.9	1	4.8	-0-	-0-
61-90	1	.6	1	2.9	-0-	-0-	-0-	-0-
91-120	-0-	-0-	2	5.7	3	14.3	1	11.1
121 +	1	.6	25	71.4	17	81.0	1	11.1
* to Guilty Plea								
0-30	11	12.6	3	11.1	-0-	-0-	NA	
31-60	5	5.8	1	3.7	1	10.0	NA	
61-90	13	14.9	1	3.7	-0-	-0-	NA	
91-120	11	12.6	-0-	-0-	3	30.0	NA	
121 +	47	54.0	22	8.5	6	60.0	NA	
* to Jury Trial								
0-30	1	2.9	-0-	-0-	-0-	-0-	NA	
31-60	3	8.8	-0-	-0-	-0-	-0-	NA	
61-90	1	2.9	-0-	-0-	-0-	-0-	NA	
91-120	4	11.8	1	25.0	-0-	-0-	NA	
121 +	25	73.5	3	75.0	2	100.0	NA	
* to Jury Waived Trial								
0-30	-0-	-0-	-0-	-0-	-0-	-0-	NA	
31-60	-0-	-0-	-0-	-0-	-0-	-0-	NA	
61-90	-0-	-0-	-0-	-0-	-0-	-0-	NA	
91-120	-0-	-0-	-0-	-0-	-0-	-0-	NA	
121 +	3	100.0	-0-	-0-	2	100.0	NA	
* to Disposition								
0-30	12	7.4	11	10.7	-0-	-0-	7	77.8
31-60	9	5.5	1	1.0	1	3.7	-0-	-0-
61-90	23	14.1	9	8.7	1	3.7	-0-	-0-
91-120	20	12.3	10	9.7	3	11.1	-0-	-0-
121+	99	60.7	72	70.0	22	81.5	2	22.2

*Indictments measured from first appearance.

Transfers, Appeals, and Juvenile Appeals measured from filing.

(Individual groupings may not total 100.0 percent due to rounding.)

Table SC-25
(cont.)

SUPERIOR COURT
CRIMINAL CASELOAD TIME REPORT
BY COURT
1980

AROOSTOOK

Number of Days	INDICTMENTS		TRANSFERS		APPEALS		JUVENILE APPEALS	
	# of Cases	% of Total	# of Cases	% of Total	# of Cases	% of Total	# of Cases	% of Total
Filing to 1st Appearance								
0-30	45	66.2	23	6.8	5	7.8	-0-	-0-
31-60	7	10.3	59	17.5	7	10.9	-0-	-0-
61-90	2	2.9	49	14.5	12	18.8	-0-	-0-
91-120	2	2.9	40	11.8	14	21.9	-0-	-0-
121 +	12	17.7	167	49.4	26	40.6	2	100.0
* to Guilty Plea								
0-30	5	23.8	6	4.8	4	10.8	NA	
31-60	1	4.8	17	13.5	3	8.1	NA	
61-90	6	28.6	24	19.1	7	18.9	NA	
91-120	2	9.5	17	13.5	6	16.2	NA	
121 +	7	33.3	62	49.2	17	46.0	NA	
* to Jury Trial								
0-30	-0-	-0-	-0-	-0-	-0-	-0-	NA	
31-60	-0-	-0-	-0-	-0-	-0-	-0-	NA	
61-90	3	50.0	1	12.5	-0-	-0-	NA	
91-120	1	16.7	2	25.0	-0-	-0-	NA	
121 +	2	33.3	5	62.5	4	100.0	NA	
* to Jury Waived Trial								
0-30	-0-	-0-	-0-	-0-	-0-	-0-	NA	
31-60	-0-	-0-	-0-	-0-	1	100.0	NA	
61-90	-0-	-0-	-0-	-0-	-0-	-0-	NA	
91-120	1	33.3	-0-	-0-	-0-	-0-	NA	
121 +	2	66.7	1	100.0	-0-	-0-	NA	
* to Disposition								
0-30	15	22.1	19	5.6	5	7.8	-0-	-0-
31-60	5	7.4	48	14.2	7	10.9	-0-	-0-
61-90	11	16.2	44	13.0	7	10.9	-0-	-0-
91-120	5	7.4	32	9.5	14	21.9	-0-	-0-
121+	32	47.1	195	57.7	31	48.4	2	100.0

*Indictments measured from first appearance.
Transfers, Appeals, and Juvenile Appeals measured from filing.
(Individual groupings may not total 100.0 percent due to rounding.)

Table SC-25
(cont.)

SUPERIOR COURT
CRIMINAL CASELOAD TIME REPORT
BY COURT
1980

CUMBERLAND
Number of Days

Filing to

Number of Days	INDICTMENTS		TRANSFERS		APPEALS		JUVENILE APPEALS	
	# of Cases	% of Total	# of Cases	% of Total	# of Cases	% of Total	# of Cases	% of Total
Filing to 1st Appearance								
0-30	441	94.4	10	4.2	12	14.3	-0-	-0-
31-60	14	3.0	69	29.0	14	16.7	-0-	-0-
61-90	5	1.1	46	19.3	11	13.1	1	100.0
91-120	2	.4	29	12.2	3	3.6	-0-	-0-
121 +	5	1.1	84	35.3	44	52.4	-0-	-0-
* to Guilty Plea								
0-30	33	11.7	8	3.8	3	5.8	NA	
31-60	34	12.1	64	30.1	9	17.3	NA	
61-90	21	7.5	41	19.3	8	15.4	NA	
91-120	8	2.9	25	11.7	3	5.8	NA	
121 +	185	65.8	75	35.2	29	55.8	NA	
* to Jury Trial								
0-30	1	4.4	-0-	-0-	-0-	-0-	NA	
31-60	2	8.7	5	41.7	3	27.3	NA	
61-90	1	4.4	1	8.3	2	18.2	NA	
91-120	2	8.7	1	8.3	-0-	-0-	NA	
121 +	17	73.9	5	41.7	6	54.6	NA	
* to Jury Waived Trial								
0-30	-0-	-0-	-0-	-0-	1	16.7	NA	
31-60	-0-	-0-	-0-	-0-	2	33.3	NA	
61-90	-0-	-0-	-0-	-0-	-0-	-0-	NA	
91-120	-0-	-0-	2	50.0	-0-	-0-	NA	
121 +	3	100.0	2	50.0	3	50.0	NA	
* to Disposition								
0-30	42	9.0	25	4.1	14	7.8	1	14.3
31-60	47	10.1	199	32.3	47	26.3	1	14.3
61-90	31	6.6	117	19.0	20	11.2	-0-	-0-
91-120	18	3.9	69	11.2	7	3.9	2	28.6
121+	329	70.5	207	33.6	91	50.8	3	42.9

*Indictments measured from first appearance.
Transfers, Appeals, and Juvenile Appeals measured from filing.
(Individual groupings may not total 100.0 percent due to rounding.)

SUPERIOR COURT
CRIMINAL CASELOAD TIME REPORT
BY COURT
1980

Table SC-25
(cont.)

FRANKLIN Number of Days	INDICTMENTS		TRANSFERS		APPEALS		JUVENILE APPEALS	
	# of Cases	% of Total	# of Cases	% of Total	# of Cases	% of Total	# of Cases	% of Total
Filing to								
1st Appearance								
0-30	31	81.6	22	8.3	4	16.7	-0-	-0-
31-60	2	5.3	44	16.5	2	8.3	2	66.7
61-90	-0-	-0-	39	14.7	2	8.3	-0-	-0-
91-120	3	7.9	53	19.9	1	4.2	-0-	-0-
121 +	2	5.3	108	40.6	15	62.5	1	33.3
* to Guilty Plea								
0-30	10	47.6	6	6.2	-0-	-0-	NA	
31-60	2	9.5	16	16.5	1	14.3	NA	
61-90	1	4.8	9	9.3	-0-	-0-	NA	
91-120	6	28.6	22	22.7	1	14.3	NA	
121 +	2	9.5	44	45.4	5	71.4	NA	
* to Jury Trial								
0-30	-0-	-0-	-0-	-0-	-0-	-0-	NA	
31-60	1	16.7	-0-	-0-	1	20.0	NA	
61-90	-0-	-0-	2	22.2	1	20.0	NA	
91-120	2	33.3	1	11.1	-0-	-0-	NA	
121 +	3	50.0	6	66.7	3	60.0	NA	
* to Jury Waived Trial								
0-30	-0-	-0-	-0-	-0-	-0-	-0-	NA	
31-60	-0-	-0-	2	28.6	-0-	-0-	NA	
61-90	-0-	-0-	-0-	-0-	-0-	-0-	NA	
91-120	-0-	-0-	1	14.3	-0-	-0-	NA	
121 +	-0-	-0-	4	57.1	-0-	-0-	NA	
* to Disposition								
0-30	13	34.2	21	7.9	4	16.0	-0-	-0-
31-60	4	10.5	44	16.5	2	8.0	2	66.7
61-90	3	7.9	37	13.9	3	12.0	-0-	-0-
91-120	10	26.3	51	19.2	1	4.0	-0-	-0-
121+	8	21.1	113	50.0	15	60.0	1	33.3

*Indictments measured from first appearance.
Transfers, Appeals, and Juvenile Appeals measured from filing.
(Individual groupings may not total 100.0 percent due to rounding.)

SUPERIOR COURT
CRIMINAL CASELOAD TIME REPORT
BY COURT
1980

Table SC-25
(cont.)

HANCOCK Number of Days	INDICTMENTS		TRANSFERS		APPEALS		JUVENILE APPEALS	
	# of Cases	% of Total	# of Cases	% of Total	# of Cases	% of Total	# of Cases	% of Total
Filing to								
1st Appearance								
0-30	42	65.6	2	2.9	-0-	-0-	1	50.0
31-60	6	9.4	12	17.4	5	15.2	-0-	-0-
61-90	1	1.6	8	11.6	7	21.2	-0-	-0-
91-120	3	4.7	16	23.2	7	21.2	-0-	-0-
121 +	12	18.8	31	44.9	14	42.4	1	50.0
* to Guilty Plea								
0-30	12	28.6	1	2.4	-0-	-0-	NA	
31-60	-0-	-0-	4	9.5	2	14.3	NA	
61-90	7	16.7	5	11.9	1	7.1	NA	
91-120	3	7.2	9	21.4	5	35.7	NA	
121 +	20	47.6	23	54.8	6	42.9	NA	
* to Jury Trial								
0-30	-0-	-0-	-0-	-0-	-0-	-0-	NA	
31-60	-0-	-0-	-0-	-0-	-0-	-0-	NA	
61-90	-0-	-0-	1	100.0	1	25.0	NA	
91-120	-0-	-0-	-0-	-0-	1	25.0	NA	
121 +	7	100.0	-0-	-0-	3	50.0	NA	
* to Jury Waived Trial								
0-30	-0-	-0-	-0-	-0-	-0-	-0-	NA	
31-60	-0-	-0-	-0-	-0-	-0-	-0-	NA	
61-90	-0-	-0-	-0-	-0-	-0-	-0-	NA	
91-120	-0-	-0-	1	25.0	-0-	-0-	NA	
121 +	1	100.0	3	75.0	1	100.0	NA	
* to Disposition								
0-30	19	29.7	1	1.5	-0-	-0-	1	50.0
31-60	-0-	-0-	5	7.3	4	12.1	-0-	-0-
61-90	7	10.9	6	8.7	5	15.2	-0-	-0-
91-120	3	4.7	18	26.1	7	21.2	-0-	-0-
121+	35	54.7	39	56.5	17	51.5	1	50.0

*Indictments measured from first appearance.
Transfers, Appeals, and Juvenile Appeals measured from filing.
(Individual groupings may not total 100.0 percent due to rounding.)

SUPERIOR COURT
CRIMINAL CASELOAD TIME REPORT
BY COURT
1980

Table SC-25
(cont.)

KENNEBEC Number of Days	INDICTMENTS		TRANSFERS		APPEALS		JUVENILE APPEALS	
	# of Cases	% of Total	# of Cases	% of Total	# of Cases	% of Total	# of Cases	% of Total
Filing to 1st Appearance								
0-30	205	90.7	35	10.9	1	1.7	-0-	-0-
31-60	3	1.3	74	23.0	7	12.1	2	40.0
61-90	6	2.7	53	16.5	4	6.9	-0-	-0-
91-120	-0-	-0-	57	17.7	9	15.5	1	20.0
121 +	12	5.3	103	32.0	37	63.8	2	40.0
* to Guilty Plea								
0-30	20	14.3	16	12.6	1	4.0	NA	
31-60	22	15.7	27	21.3	6	24.0	NA	
61-90	20	14.3	23	18.1	2	8.0	NA	
91-120	28	20.0	24	18.9	3	12.0	NA	
121 +	50	35.7	37	29.1	13	52.0	NA	
* to Jury Trial								
0-30	6	20.7	1	7.1	-0-	-0-	NA	
31-60	4	13.8	2	14.3	-0-	-0-	NA	
61-90	3	10.3	2	14.3	1	12.5	NA	
91-120	3	10.3	2	14.3	-0-	-0-	NA	
121 +	13	44.8	7	50.0	7	87.5	NA	
* to Jury Waived Trial								
0-30	-0-	-0-	-0-	-0-	-0-	-0-	NA	
31-60	-0-	-0-	1	16.7	-0-	-0-	NA	
61-90	-0-	-0-	-0-	-0-	-0-	-0-	NA	
91-120	1	11.1	1	16.7	-0-	-0-	NA	
121 +	8	88.9	4	66.7	6	100.0	NA	
* to Disposition								
0-30	32	14.2	33	10.3	1	1.7	-0-	-0-
31-60	28	12.4	75	23.3	7	12.1	2	40.0
61-90	27	12.0	52	16.2	4	6.9	-0-	-0-
91-120	36	15.9	55	17.1	9	15.5	1	20.0
121+	103	45.6	107	33.2	37	63.8	2	40.0

*Indictments measured from first appearance.
Transfers, Appeals, and Juvenile Appeals measured from filing.
(Individual groupings may not total 100.0 percent due to rounding.)

SUPERIOR COURT
CRIMINAL CASELOAD TIME REPORT
BY COURT
1980

Table SC-25
(cont.)

KNOX Number of Days	INDICTMENTS		TRANSFERS		APPEALS		JUVENILE APPEALS	
	# of Cases	% of Total	# of Cases	% of Total	# of Cases	% of Total	# of Cases	% of Total
Filing to 1st Appearance								
0-30	53	96.4	9	7.9	2	4.7	1	100.0
31-60	1	1.8	16	14.0	9	20.9	-0-	-0-
61-90	-0-	-0-	37	32.5	24	55.8	-0-	-0-
91-120	-0-	-0-	16	14.0	2	4.7	-0-	-0-
121 +	1	1.8	36	31.6	6	14.0	-0-	-0-
* to Guilty Plea								
0-30	3	7.5	8	9.1	-0-	-0-	NA	
31-60	9	22.5	11	12.5	4	40.0	NA	
61-90	1	2.5	34	38.6	2	20.0	NA	
91-120	11	27.5	13	14.8	1	10.0	NA	
121 +	16	40.0	22	25.0	3	30.0	NA	
* to Jury Trial								
0-30	2	25.0	-0-	-0-	-0-	-0-	NA	
31-60	-0-	-0-	-0-	-0-	-0-	-0-	NA	
61-90	-0-	-0-	1	25.0	-0-	-0-	NA	
91-120	-0-	-0-	-0-	-0-	-0-	-0-	NA	
121 +	6	75.0	3	75.0	-0-	-0-	NA	
* to Jury Waived Trial								
0-30	-0-	-0-	-0-	-0-	1	16.7	NA	
31-60	-0-	-0-	2	22.2	-0-	-0-	NA	
61-90	-0-	-0-	-0-	-0-	3	50.0	NA	
91-120	-0-	-0-	-0-	-0-	-0-	-0-	NA	
121 +	1	100.0	7	77.8	2	33.3	NA	
* to Disposition								
0-30	7	12.7	11	7.1	2	3.6	-0-	-0-
31-60	9	16.4	20	12.8	9	16.4	-0-	-0-
61-90	1	1.8	51	32.7	22	40.0	-0-	-0-
91-120	13	23.6	20	12.8	5	9.1	1	100.0
121+	25	45.5	54	34.6	17	30.9	-0-	-0-

*Indictments measured from first appearance.
Transfers, Appeals, and Juvenile Appeals measured from filing.
(Individual groupings may not total 100.0 percent due to rounding.)

SUPERIOR COURT
CRIMINAL CASELOAD TIME REPORT
BY COURT
1980

Table SC-25
(cont.)

LINCOLN Number of Days	INDICTMENTS		TRANSFERS		APPEALS		JUVENILE APPEALS	
	# of Cases	% of Total	# of Cases	% of Total	# of Cases	% of Total	# of Cases	% of Total
Filing to 1st Appearance								
0-30	29	90.6	19	14.2	2	11.8	-0-	-0-
31-60	-0-	-0-	34	25.4	6	35.3	-0-	-0-
61-90	-0-	-0-	40	29.9	3	17.7	-0-	-0-
91-120	-0-	-0-	8	6.0	1	5.9	1	100.0
121 +	3	9.4	33	24.6	5	29.4	-0-	-0-
* to Guilty Plea								
0-30	6	27.3	11	12.6	-0-	-0-	NA	
31-60	-0-	-0-	14	16.1	2	25.0	NA	
61-90	6	27.3	31	35.6	1	12.5	NA	
91-120	1	4.6	6	6.9	-0-	-0-	NA	
121 +	9	40.9	25	28.7	5	62.5		
* to Jury Trial								
0-30	-0-	-0-	-0-	-0-	-0-	-0-	NA	
31-60	-0-	-0-	2	40.0	-0-	-0-	NA	
61-90	1	25.0	-0-	-0-	-0-	-0-	NA	
91-120	-0-	-0-	1	20.0	-0-	-0-	NA	
121 +	3	75.0	2	40.0	-0-	-0-	NA	
* to Jury Waived Trial								
0-30	1	100.0	-0-	-0-	-0-	-0-	NA	
31-60	-0-	-0-	1	16.7	1	50.0	NA	
61-90	-0-	-0-	4	66.7	1	50.0	NA	
91-120	-0-	-0-	-0-	-0-	-0-	-0-	NA	
121 +	-0-	-0-	1	16.7	-0-	-0-	NA	
* to Disposition								
0-30	9	28.1	14	10.4	-0-	-0-	-0-	-0-
31-60	-0-	-0-	28	20.7	6	31.6	-0-	-0-
61-90	6	18.8	44	32.6	4	21.1	-0-	-0-
91-120	2	6.3	9	6.7	1	5.3	-0-	-0-
121+	15	46.9	40	29.6	8	42.1	2	100.0

*Indictments measured from first appearance.
Transfers, Appeals, and Juvenile Appeals measured from filing.
(Individual groupings may not total 100.0 percent due to rounding.)

SUPERIOR COURT
CRIMINAL CASELOAD TIME REPORT
BY COURT
1980

Table SC-25
(cont.)

OXFORD Number of Days	INDICTMENTS		TRANSFERS		APPEALS		JUVENILE APPEALS	
	# of Cases	% of Total	# of Cases	% of Total	# of Cases	% of Total	# of Cases	% of Total
Filing to 1st Appearance								
0-30	60	67.4	1	1.5	-0-	-0-	-0-	-0-
31-60	16	18.0	4	5.9	2	5.9	-0-	-0-
61-90	3	3.4	5	7.4	2	5.9	-0-	-0-
91-120	1	1.1	12	17.7	4	11.8	-0-	-0-
121 +	9	10.1	46	67.7	26	76.5	-0-	-0-
* to Guilty Plea								
0-30	20	29.0	1	3.3	-0-	-0-	NA	
31-60	10	14.5	-0-	-0-	1	10.0	NA	
61-90	5	7.3	1	3.3	1	10.0	NA	
91-120	4	5.8	8	26.7	2	20.0	NA	
121 +	30	43.5	20	66.7	6	60.0	NA	
* to Jury Trial								
0-30	-0-	-0-	-0-	-0-	-0-	-0-	NA	
31-60	1	20.0	-0-	-0-	-0-	-0-	NA	
61-90	-0-	-0-	-0-	-0-	-0-	-0-	NA	
91-120	1	20.0	2	20.0	-0-	-0-	NA	
121 +	3	60.0	8	80.0	3	100.0	NA	
* to Jury Waived Trial								
0-30	-0-	-0-	-0-	-0-	-0-	-0-	NA	
31-60	-0-	-0-	-0-	-0-	-0-	-0-	NA	
61-90	1	25.0	-0-	-0-	-0-	-0-	NA	
91-120	-0-	-0-	-0-	-0-	1	33.3	NA	
121 +	3	75.0	2	100.0	2	66.7	NA	
* to Disposition								
0-30	22	24.7	1	1.0	-0-	-0-	-0-	-0-
31-60	13	14.6	5	5.3	2	4.4	-0-	-0-
61-90	7	7.9	6	6.3	2	4.4	-0-	-0-
91-120	5	5.6	14	14.7	5	10.9	-0-	-0-
121+	42	47.2	69	72.6	37	80.4	-0-	-0-

*Indictments measured from first appearance.
Transfers, Appeals, and Juvenile Appeals measured from filing.
(Individual groupings may not total 100.0 percent due to rounding.)

SUPERIOR COURT
CRIMINAL CASELOAD TIME REPORT
BY COURT
1980

Table SC-25
(cont.)

PENOBSCOT

Number of Days	INDICTMENTS		TRANSFERS		APPEALS		JUVENILE APPEALS	
	# of Cases	% of Total	# of Cases	% of Total	# of Cases	% of Total	# of Cases	% of Total
Filing to 1st Appearance								
0-30	234	86.7	69	19.1	16	12.5	2	66.7
31-60	4	1.5	84	23.2	34	26.6	-0-	-0-
61-90	9	3.3	82	22.7	26	20.3	1	33.3
91-120	4	1.5	37	10.2	18	14.1	-0-	-0-
121 +	19	7.0	90	24.9	34	26.6	-0-	-0-
* to Guilty Plea								
0-30	34	18.3	14	8.9	8	11.0	NA	
31-60	34	18.3	36	22.8	17	23.3	NA	
61-90	41	22.0	41	26.0	14	19.2	NA	
91-120	26	14.0	13	8.2	16	21.9	NA	
121 +	51	27.4	54	34.2	18	24.7	NA	
* to Jury Trial								
0-30	2	8.0	-0-	-0-	-0-	-0-	NA	
31-60	4	16.0	-0-	-0-	-0-	-0-	NA	
61-90	2	8.0	2	15.4	6	46.2	NA	
91-120	2	8.0	4	30.8	-0-	-0-	NA	
121 +	15	60.0	7	53.9	7	53.8	NA	
* to Jury Waived Trial								
0-30	-0-	-0-	1	5.3	-0-	-0-	NA	
31-60	1	16.7	-0-	-0-	1	7.1	NA	
61-90	1	16.7	4	21.1	7	50.0	NA	
91-120	1	16.7	6	31.6	2	14.3	NA	
121 +	3	50.0	8	42.1	4	28.6	NA	
* to Disposition								
0-30	41	15.2	51	14.1	13	10.1	-0-	-0-
31-60	50	18.5	63	17.4	23	17.8	-0-	-0-
61-90	52	19.3	77	21.3	29	22.5	1	33.3
91-120	37	13.7	44	12.2	20	15.5	1	33.3
121+	90	33.3	127	35.1	44	34.1	1	33.3

*Indictments measured from first appearance.
Transfers, Appeals, and Juvenile Appeals measured from filing.
(Individual groupings may not total 100.0 percent due to rounding.)

SUPERIOR COURT
CRIMINAL CASELOAD TIME REPORT
BY COURT
1980

Table SC-25
(cont.)

PISCATAQUIS

Number of Days	INDICTMENTS		TRANSFERS		APPEALS		JUVENILE APPEALS	
	# of Cases	% of Total	# of Cases	% of Total	# of Cases	% of Total	# of Cases	% of Total
Filing to 1st Appearance								
0-30	16	59.3	10	38.5	1	12.5	-0-	-0-
31-60	10	37.0	3	11.5	1	12.5	-0-	-0-
61-90	-0-	-0-	12	46.2	1	12.5	-0-	-0-
91-120	-0-	-0-	-0-	-0-	2	25.0	-0-	-0-
121 +	1	3.7	1	3.9	3	37.5	-0-	-0-
* to Guilty Plea								
0-30	1	9.1	4	25.0	-0-	-0-	NA	
31-60	-0-	-0-	2	12.5	-0-	-0-	NA	
61-90	4	36.4	1	6.3	-0-	-0-	NA	
91-120	-0-	-0-	3	18.8	1	25.0	NA	
121 +	6	54.6	6	37.5	3	75.0	NA	
* to Jury Trial								
0-30	-0-	-0-	-0-	-0-	-0-	-0-	NA	
31-60	-0-	-0-	-0-	-0-	-0-	-0-	NA	
61-90	-0-	-0-	-0-	-0-	-0-	-0-	NA	
91-120	2	66.7	-0-	-0-	-0-	-0-	NA	
121 +	1	33.3	6	100.0	-0-	-0-	NA	
* to Jury Waived Trial								
0-30	-0-	-0-	-0-	-0-	-0-	-0-	NA	
31-60	-0-	-0-	-0-	-0-	-0-	-0-	NA	
61-90	-0-	-0-	-0-	-0-	-0-	-0-	NA	
91-120	-0-	-0-	-0-	-0-	-0-	-0-	NA	
121 +	-0-	-0-	-0-	-0-	-0-	-0-	NA	
* to Disposition								
0-30	1	3.7	4	14.8	-0-	-0-	1	100.0
31-60	1	3.7	3	11.1	-0-	-0-	-0-	-0-
61-90	5	18.5	2	7.4	1	12.5	-0-	-0-
91-120	3	11.1	3	11.1	1	12.5	-0-	-0-
121+	17	63.0	15	55.6	6	75.0	-0-	-0-

*Indictments measured from first appearance.
Transfers, Appeals, and Juvenile Appeals measured from filing.
(Individual groupings may not total 100.0 percent due to rounding.)

CONTINUED

2 OF 3

SUPERIOR COURT
CRIMINAL CASELOAD TIME REPORT
BY COURT
1980

Table SC-25
(cont.)

SAGADAHOC Number of Days	INDICTMENTS		TRANSFERS		APPEALS		JUVENILE APPEALS	
	# of Cases	% of Total	# of Cases	% of Total	# of Cases	% of Total	# of Cases	% of Total
Filing to 1st Appearance								
0-30	26	57.8	6	5.6	2	6.1	-0-	-0-
31-60	3	6.7	40	37.0	8	24.2	-0-	-0-
61-90	1	2.2	46	42.6	7	21.2	-0-	-0-
91-120	4	8.9	5	4.6	8	24.2	-0-	-0-
121 +	11	24.4	11	10.2	8	24.2	-0-	-0-
* to Guilty Plea								
0-30	14	50.0	4	8.3	2	9.5	NA	
31-60	-0-	-0-	17	35.4	7	33.3	NA	
61-90	8	28.6	19	39.6	4	19.1	NA	
91-120	1	3.6	3	6.3	4	19.1	NA	
121 +	5	17.9	5	10.4	4	19.1	NA	
* to Jury Trial								
0-30	4	50.0	1	12.5	-0-	-0-	NA	
31-60	-0-	-0-	4	50.0	-0-	-0-	NA	
61-90	2	25.0	1	12.5	1	25.0	NA	
91-120	-0-	-0-	-0-	-0-	1	25.0	NA	
121 +	2	25.0	2	25.0	2	50.0	NA	
* to Jury Waived Trial								
0-30	2	100.0	-0-	-0-	-0-	-0-	NA	
31-60	-0-	-0-	1	20.0	-0-	-0-	NA	
61-90	-0-	-0-	4	80.0	-0-	-0-	NA	
91-120	-0-	-0-	-0-	-0-	1	50.0	NA	
121 +	-0-	-0-	-0-	-0-	1	50.0	NA	
* to Disposition								
0-30	23	51.1	7	5.9	2	5.1	-0-	-0-
31-60	-0-	-0-	39	33.1	8	20.5	-0-	-0-
61-90	8	17.8	48	40.7	9	23.1	-0-	-0-
91-120	3	6.7	10	8.5	10	25.6	-0-	-0-
121+	11	24.4	14	11.9	10	25.6	-0-	-0-

*Indictments measured from first appearance.
Transfers, Appeals, and Juvenile Appeals measured from filing.
(Individual groupings may not total 100.0 percent due to rounding.)

SUPERIOR COURT
CRIMINAL CASELOAD TIME REPORT
BY COURT
1980

Table SC-25
(cont.)

SOMERSET Number of Days	INDICTMENTS		TRANSFERS		APPEALS		JUVENILE APPEALS	
	# of Cases	% of Total	# of Cases	% of Total	# of Cases	% of Total	# of Cases	% of Total
Filing to 1st Appearance								
0-30	91	83.5	121	16.8	3	17.7	2	40.0
31-60	2	1.8	187	25.9	1	5.9	-0-	-0-
61-90	4	3.7	182	25.2	5	29.4	2	40.0
91-120	5	4.6	101	14.0	4	23.5	-0-	-0-
121 +	7	6.4	130	18.0	4	23.5	1	20.0
* to Guilty Plea								
0-30	31	35.6	74	18.3	1	20.0	NA	
31-60	15	17.2	115	3.7	-0-	-0-	NA	
61-90	14	16.1	111	2.7	2	40.0	NA	
91-120	11	12.6	48	11.9	1	20.0	NA	
121 +	16	18.4	57	14.1	1	20.0	NA	
* to Jury Trial								
0-30	2	40.0	2	7.1	-0-	-0-	NA	
31-60	-0-	-0-	3	10.7	-0-	-0-	NA	
61-90	1	20.0	2	7.1	1	25.0	NA	
91-120	1	20.0	7	25.0	1	25.0	NA	
121 +	1	20.0	14	50.0	2	50.0	NA	
* to Jury Waived Trial								
0-30	-0-	-0-	1	12.5	-0-	-0-	NA	
31-60	-0-	-0-	2	25.0	-0-	-0-	NA	
61-90	-0-	-0-	-0-	-0-	-0-	-0-	NA	
91-120	1	100.0	1	12.5	-0-	-0-	NA	
121 +	-0-	-0-	4	50.0	-0-	-0-	NA	
* to Disposition								
0-30	38	34.9	116	16.0	3	17.7	2	40.0
31-60	17	15.6	188	26.0	-0-	-0-	-0-	-0-
61-90	18	16.5	178	24.6	5	29.4	1	20.0
91-120	14	12.8	98	13.6	5	29.4	1	20.0
121+	22	20.2	143	19.8	4	23.5	1	20.0

*Indictments measured from first appearance.
Transfers, Appeals, and Juvenile Appeals measured from filing.
(Individual groupings may not total 100.0 percent due to rounding.)

SUPERIOR COURT
CRIMINAL CASELOAD TIME REPORT
BY COURT
1980

Table SC-25
(cont.)

WALDO Number of Days	INDICTMENTS		TRANSFERS		APPEALS		JUVENILE APPEALS	
	# of Cases	% of Total	# of Cases	% of Total	# of Cases	% of Total	# of Cases	% of Total
Filing to 1st Appearance								
0-30	72	97.3	-0-	-0-	-0-	-0-	-0-	-0-
31-60	2	2.7	3	6.4	1	12.5	-0-	-0-
61-90	-0-	-0-	6	12.8	1	12.5	-0-	-0-
91-120	-0-	-0-	10	21.3	2	25.0	-0-	-0-
121 +	-0-	-0-	28	59.6	4	50.0	-0-	-0-
* to Guilty Plea								
0-30	1	1.9	-0-	-0-	-0-	-0-	NA	
31-60	8	15.1	1	5.0	-0-	-0-	NA	
61-90	2	3.8	3	15.0	-0-	-0-	NA	
91-120	7	13.2	2	10.0	1	20.0	NA	
121 +	35	66.0	14	70.0	4	80.0	NA	
* to Jury Trial								
0-30	-0-	-0-	-0-	-0-	-0-	-0-	NA	
31-60	-0-	-0-	-0-	-0-	-0-	-0-	NA	
61-90	1	11.1	1	20.0	-0-	-0-	NA	
91-120	1	11.1	1	20.0	-0-	-0-	NA	
121 +	7	77.8	3	60.0	1	100.0	NA	
* to Jury Waived Trial								
0-30	-0-	-0-	-0-	-0-	-0-	-0-	NA	
31-60	-0-	-0-	-0-	-0-	-0-	-0-	NA	
61-90	1	100.0	-0-	-0-	1	100.0	NA	
91-120	-0-	-0-	-0-	-0-	-0-	-0-	NA	
121 +	-0-	-0-	1	100.0	-0-	-0-	NA	
* to Disposition								
0-30	1	1.4	-0-	-0-	-0-	-0-	-0-	-0-
31-60	8	10.8	1	2.1	-0-	-0-	-0-	-0-
61-90	6	8.1	5	10.6	1	12.5	-0-	-0-
91-120	11	14.9	9	19.2	2	25.0	-0-	-0-
121+	48	64.9	32	68.1	5	62.5	-0-	-0-

*Indictments measured from first appearance.
Transfers, Appeals, and Juvenile Appeals measured from filing.
(Individual groupings may not total 100.0 percent due to rounding.)

SUPERIOR COURT
CRIMINAL CASELOAD TIME REPORT
BY COURT
1980

Table SC-25
(cont.)

WASHINGTON Number of Days	INDICTMENTS		TRANSFERS		APPEALS		JUVENILE APPEALS	
	# of Cases	% of Total	# of Cases	% of Total	# of Cases	% of Total	# of Cases	% of Total
Filing to 1st Appearance								
0-30	85	94.4	-0-	-0-	-0-	-0-	-0-	-0-
31-60	1	1.1	11	12.6	2	5.4	2	100.0
61-90	2	2.2	10	11.5	8	21.6	-0-	-0-
91-120	-0-	-0-	13	14.9	1	2.7	-0-	-0-
121 +	2	2.2	53	60.9	26	70.3	-0-	-0-
* to Guilty Plea								
0-30	6	12.8	-0-	-0-	-0-	-0-	NA	
31-60	1	2.1	1	2.9	2	10.0	NA	
61-90	7	14.9	5	14.7	4	20.0	NA	
91-120	3	6.4	2	5.9	2	10.0	NA	
121 +	30	63.8	26	76.5	12	60.0	NA	
* to Jury Trial								
0-30	-0-	-0-	-0-	-0-	-0-	-0-	NA	
31-60	-0-	-0-	-0-	-0-	-0-	-0-	NA	
61-90	-0-	-0-	-0-	-0-	-0-	-0-	NA	
91-120	-0-	-0-	-0-	-0-	-0-	-0-	NA	
121 +	8	100.0	8	100.0	4	100.0	NA	
* to Jury Waived Trial								
0-30	-0-	-0-	-0-	-0-	-0-	-0-	NA	
31-60	-0-	-0-	-0-	-0-	-0-	-0-	NA	
61-90	-0-	-0-	-0-	-0-	-0-	-0-	NA	
91-120	-0-	-0-	-0-	-0-	-0-	-0-	NA	
121 +	1	100.0	-0-	-0-	-0-	-0-	NA	
* to Disposition								
0-30	8	8.9	-0-	-0-	-0-	-0-	-0-	-0-
31-60	1	1.1	4	4.6	2	5.4	2	100.0
61-90	8	8.9	7	8.1	5	13.5	-0-	-0-
91-120	3	3.3	10	11.5	3	8.1	-0-	-0-
121+	70	77.8	66	75.9	27	73.0	-0-	-0-

*Indictments measured from first appearance.
Transfers, Appeals, and Juvenile Appeals measured from filing.
(Individual groupings may not total 100.0 percent due to rounding.)

Table SC-25
(cont.)

SUPERIOR COURT
CRIMINAL CASELOAD TIME REPORT
BY COURT
1980

YORK Number of Days	INDICTMENTS		TRANSFERS		APPEALS		JUVENILE APPEALS	
	# of Cases	% of Total	# of Cases	% of Total	# of Cases	% of Total	# of Cases	% of Total
Filing to 1st Appearance								
0-30	132	74.2	36	7.0	3	2.7	-0-	-0-
31-60	22	12.4	79	15.3	9	8.0	-0-	-0-
61-90	8	4.5	65	12.6	12	10.7	1	100.0
91-120	1	.6	50	9.7	7	6.3	-0-	-0-
121 +	15	8.4	285	55.3	81	72.3	-0-	-0-
* to Guilty Plea								
0-30	18	18.8	7	4.1	1	1.8	NA	
31-60	12	12.5	21	12.4	3	5.5	NA	
61-90	12	12.5	22	12.9	7	12.7	NA	
91-120	10	10.4	15	8.8	1	1.8	NA	
121 +	44	45.8	105	61.8	43	78.2	NA	
* to Jury Trial								
0-30	3	15.0	-0-	-0-	-0-	-0-	NA	
31-60	1	5.0	1	3.6	-0-	-0-	NA	
61-90	-0-	-0-	1	3.6	-0-	-0-	NA	
91-120	1	5.0	10	35.7	-0-	-0-	NA	
121 +	15	75.0	16	57.1	4	100.0	NA	
* to Jury Waived Trial								
0-30	1	20.0	-0-	-0-	-0-	-0-	NA	
31-60	2	40.0	-0-	-0-	-0-	-0-	NA	
61-90	-0-	-0-	-0-	-0-	1	20.0	NA	
91-120	1	20.0	-0-	-0-	-0-	-0-	NA	
121 +	1	20.0	1	100.0	4	80.0	NA	
* to Disposition								
0-30	39	21.9	36	6.2	3	2.5	-0-	-0-
31-60	19	10.7	78	13.5	5	4.1	-0-	-0-
61-90	18	10.1	69	12.0	12	9.8	1	100.0
91-120	16	9.0	50	8.7	8	6.6	-0-	-0-
121+	86	48.3	344	59.6	94	77.1	-0-	-0-

*Indictments measured from first appearance.
Transfers, Appeals, and Juvenile Appeals measured from filing.
(Individual groupings may not total 100.0 percent due to rounding.)

CRIMINAL DEFINITIONS

Type of Case

1. BAIL REVIEW: Review and hearing of bail set in the District Court by a justice of the Superior Court.
2. TRANSFER: A criminal matter removed from the District Court to the Superior Court after the defendant has been arraigned and entered a plea of not guilty in the District Court.
3. APPEAL: A criminal matter removed from the District Court to the Superior Court after judgment has been entered in the District Court.
4. BOUNDOVER: An action filed in the Superior Court after probable cause has been found in the District Court, even if an indictment is filed subsequently.
5. INDICTMENT: An action brought to the Superior Court for determination after the Grand Jury has found that the prosecutor has sufficient evidence to bring the case to trial.
6. INFORMATION: An action brought to the Superior Court for trial after the defendant has waived his right to be indicted by the Grand Jury and allows the prosecutor to proceed on a complaint describing the alleged offense.
7. JUVENILE APPEAL: A juvenile case removed to the Superior Court for review after judgment has been entered in the juvenile court.
8. OTHER: An action which is not included in one of the above categories (e.g., motions to suppress in a District Court case, reviews of indigency determination, post-conviction reviews, probation revocations).

Type of Disposition

1. DISTRICT COURT BAIL REVISED: Bail set by the District Court is changed by a justice of the Superior Court.
2. DISTRICT COURT BAIL AFFIRMED: Bail set by the District Court is maintained at same level by a justice of the Superior Court.

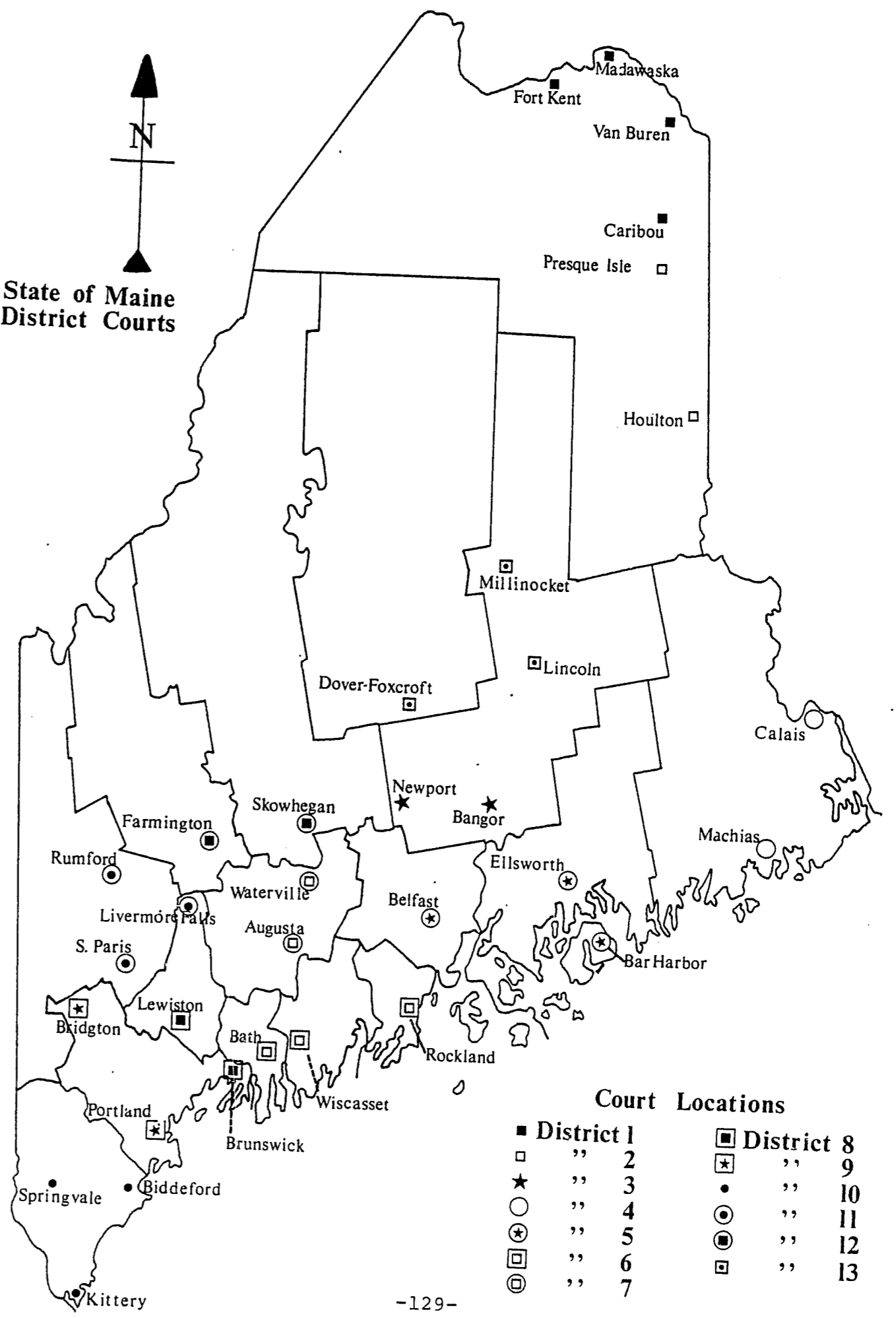
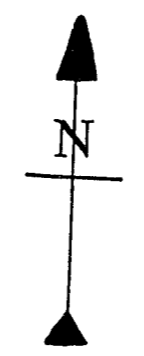
3. DISMISSED BY COURT: Dismissed by a justice of the Superior Court.
4. DISMISSED BY D.A. Rule 48(a): Dismissed by the District Attorney.
5. FILED CASE: Upon consent of the defendant and District Attorney, the case is terminated without final judgment or guilt or innocence.
6. JUVENILE APPEAL DENIED/DISTRICT COURT DECISION AFFIRMED: A Superior Court justice affirms the order of adjudication of a juvenile crime and any other orders.
7. JUVENILE APPEAL SUSTAINED/DISTRICT COURT DECISION REVERSED: A Superior Court justice reverses the juvenile order and remands the matter for further proceedings.
8. JUVENILE APPEAL, NEW SENTENCE: For appeals filed prior to July 1, 1978, the Superior Court justice upholds the decision of the District Court, but imposes a new sentence.
9. NOT GUILTY, REASON OF INSANITY: The judgment reflects a finding of insanity by either the court or a jury.
10. PROBATION REVOKED: A justice finds that probation conditions have been violated and probation is revoked.
11. CONVICTED: There is a finding of guilty by either the court or a jury.
12. ACQUITTED: There is a finding of not guilty by either the court or a jury.
13. MISTRIAL: A justice rules that an erroneous or invalid trial has occurred.
14. OTHER: A disposition which is not included in one of the above categories (e.g., change of venue).

APPENDIX III

DISTRICT COURT

CASELOAD STATISTICS

State of Maine
District Courts



Court Locations

■	District 1	□	District 8
□	" 2	★	" 9
★	" 3	●	" 10
○	" 4	⊙	" 11
⊙	" 5	⊠	" 12
⊠	" 6	⊡	" 13
⊡	" 7		

DISTRICT COURT CASELOAD STATISTICS

Introduction

The District Court Statistical Reporting System has been in existence since July, 1978, and collects caseload information including filings, dispositions, waivers of court appearances, and trials on a monthly basis for the 33 District Courts. The system is a totally manual operation, in that monthly statistical forms are completed by each District Court and submitted to the Administrative Office of the Courts for manual compilation and analysis. During 1980, the system was evaluated in an effort to improve the accuracy and relevancy of the data collected, resulting in a slightly revised reporting system for 1981.

Table DC-1

This table compares total filings in the 33 District Courts from fiscal year 1975 to fiscal year 1980, and indicates an increase of 35.5% over these past six years. However, there has been considerable variation among the individual courts, ranging from 27.9% and 21.0% decreases in Dover-Foxcroft and Millinocket respectively to increases exceeding 50% in Augusta, Bath, Biddeford, Bridgton, Brunswick, Kittery, Lewiston, Madawaska, Rockland, Skowhegan, Springvale, and Wiscasset.

Table DC-2

The filings during the past six fiscal years are itemized on this table for the eight largest District Courts in the state. These courts collectively experienced a 44.3% increase in filings, and have been increasingly responsible for the majority of the state's District Court caseload.

Table DC-3

This table details filings and dispositions during the calendar years 1979 and 1980 for each District Court, and reveals a slight decrease in the gross number of filings and dispositions during this period. Filings ranged from a 30.0% decrease in Caribou to a 14.8% increase in Brunswick; likewise Skowhegan's dispositions declined by 29.0% while dispositions in Brunswick increased by 24.6%.

Table DC-4

This table provides the number of filings, dispositions, and trials for 1979 and 1980 by type of case for each of the District

Courts. As indicated on the state's summary, the 8.9% decrease in civil violations and traffic infractions was more than responsible for the decrease in the total number of filings and dispositions, although its effect was counteracted by increases in civil, small claims, mental health, juvenile, criminal A-B-C, criminal D-E, and traffic 'criminal' cases. The result was a 3% increase in filings and dispositions, excluding civil violations and traffic infractions. Courts located at Calais, Machias, Madawaska, and Skowhegan experienced decreases in this regard, while courts at Bar Harbor, Bridgton, Brunswick, Fort Kent, Kittery, Lincoln, and Newport showed increases exceeding 10% in filings excluding civil violations and traffic infractions. The number of trials decreased from 16,114 in 1979 to 15,489 in 1980, the latter of which excluded civil trials in Portland. For statistical purposes, a trial is defined as a contested hearing on the issue(s) between the involved parties; this does not include hearings on contested motions which may occur prior to or at the case's disposition.

Table DC-5

This table summarizes filings by type of case on a statewide basis, and indicates that small claims and criminal D-E cases have increased slightly as a proportion of total District Court filings.

Table DC-6

This table itemizes filings and dispositions for civil violations and traffic infractions during the past two years for each District Court. Again, there was considerable variation throughout the state, ranging from filing increases exceeding 15% in Augusta, Brunswick, Farmington, Lewiston, Livermore Falls, Machias, and Springvale, while the courts at Bangor, Belfast, Calais, Caribou, Fort Kent, Houlton, Kittery, Lincoln, Madawaska, Millinocket, Presque Isle, Rockland, Skowhegan, and Van Buren all experienced decreases from 20% to 56%.

Graph DC-7

This graph details total filings as well as civil violations and traffic infractions for each month during 1980. The months from May to September generate the heaviest District Court workload; total filings reached a peak during July, while civil violations and traffic infractions peaked during September, 1980.

Table DC-8

This table presents the number of traffic waivers in each of the District Courts during 1979 and 1980. Overall, such waivers decreased by 7.3%, although there was marked variation among the courts.

Table DC-9

This table shows traffic waivers as a percent of total dispositions, and indicates that these waivers ranged from constituting 17% of all dispositions in Dover-Foxcroft to 51% in Brunswick, while the state average was 34.9%.

DISTRICT COURT
FILINGS
BY COURT
FISCAL YEAR 1975 - FISCAL YEAR 1980

Table DC-1

Court Location	FY 75	FY 76	FY 77	FY 78	FY 79	FY 80	% CHANGE FY 75-80
Augusta	9,598	10,764	11,390	13,311	13,547	15,499	61.5
Bangor	13,469	12,173	12,483	15,633	17,647	16,799	24.7
Bar Harbor	1,356	1,280	1,385	1,068	1,311	1,323	-2.4
Bath	3,755	3,520	4,098	5,387	6,454	7,013	86.8
Belfast	3,228	3,567	3,576	3,733	4,501	4,799	48.7
Biddeford	11,192	10,276	10,517	14,561	14,674	18,479	65.1
Bridgton	2,027	2,456	2,086	2,654	2,409	3,594	77.3
Brunswick	5,184	5,288	5,328	6,371	7,615	9,440	82.1
Calais	3,160	3,066	2,938	3,402	3,851	3,351	6.0
Caribou	3,591	3,884	3,969	4,310	4,358	4,733	31.8
Dover-Foxcroft	4,075	3,862	3,183	3,434	2,944	2,939	-27.9
Ellsworth	4,327	4,657	5,026	4,849	5,766	5,448	25.9
Farmington	3,490	2,899	3,246	3,588	4,213	3,676	5.3
Fort Kent	1,663	2,153	1,660	1,996	1,783	1,476	-11.2
Houlton	4,914	6,083	5,764	6,461	5,616	5,324	8.3
Kittery	6,210	6,230	6,480	8,952	9,734	9,636	55.2
Lewiston	9,896	12,626	12,947	14,184	17,009	17,534	77.2
Lincoln	3,758	3,400	3,269	4,284	4,398	4,537	20.7
Livermore Falls	1,186	1,273	1,638	1,569	1,382	1,374	15.9
Machias	2,510	2,214	2,430	2,198	2,454	2,886	15.0
Madawaska	1,598	1,849	1,863	1,965	2,516	2,453	53.5
Millinocket	4,494	3,897	2,931	3,170	3,117	3,549	-21.0
Newport	4,563	3,231	3,556	4,708	5,280	5,098	11.7

DISTRICT COURT
FILINGS
BY COURT
FISCAL YEAR 1975 - FISCAL YEAR 1980

Table DC-1
(cont.)

Court Location	FY 75	FY 76	FY 77	FY 78	FY 79	FY 80	% CHANGE FY 75-79
Portland	31,976	30,915	29,668	36,443	35,811	38,157	19.3
Presque Isle	5,395	6,234	7,000	7,204	6,721	6,414	18.9
Rockland	3,852	4,336	5,145	5,710	6,257	6,316	64.0
Rumford	2,593	2,547	3,610	3,468	3,666	3,648	40.7
Skowhegan	6,480	8,374	9,257	10,357	11,041	10,116	56.1
South Paris	2,089	2,200	2,756	2,801	2,980	2,733	30.8
Springvale	4,028	4,132	4,960	5,355	5,660	7,243	79.8
Van Buren	671	948	877	1,000	707	608	-9.4
Waterville	6,324	6,842	8,058	7,541	7,386	6,909	9.3
Wiscasset	2,988	3,038	3,729	4,040	4,374	4,843	62.1
STATE TOTAL	175,640	186,214	186,823	215,707	227,182	237,947	35.5

DISTRICT COURT
FILINGS IN THE EIGHT LARGEST DISTRICT COURTS
FISCAL YEAR 1975 - FISCAL YEAR 1980

Table DC-2

Court	FY 75	FY 76	FY 77	FY 78	FY 79	FY 80	% CHANGE
Augusta	9,598	10,764	11,390	13,311	13,547	15,499	61.5
Bangor	13,469	12,173	12,483	15,633	17,647	16,799	24.7
Biddeford	11,192	10,276	10,517	14,561	14,674	18,479	65.1
Brunswick	5,184	5,288	5,328	6,371	7,615	9,440	82.1
Kittery	6,210	6,230	6,480	8,952	9,734	9,636	55.2
Lewiston	9,896	12,626	12,947	14,184	17,009	17,534	77.2
Portland	31,976	30,915	29,668	36,443	35,811	38,157	19.3
Skowhegan	6,480	8,374	9,257	10,357	11,041	10,116	56.1
TOTAL	94,005	96,646	98,070	119,812	127,078	135,660	44.3
% of Total District Court Filings	53.5%	51.9%	52.5%	55.5%	55.9%	57.0%	

DISTRICT COURT
FILINGS AND DISPOSITIONS
BY COURT
1979-1980

Table DC-3

Court Location	F I L I N G S			D I S P O S I T I O N S		
	1979	1980	% CHANGE	1979	1980	% CHANGE
Augusta	14,836	16,586	11.8	15,359	15,287	-.5
Bangor	17,327	16,172	-6.7	16,515	15,361	-7.0
Bar Harbor	1,325	1,437	8.5	1,279	1,431	11.9
Bath	6,783	6,882	1.5	5,946	6,891	15.9
Belfast	4,707	4,379	-7.0	4,369	4,238	-3.0
Biddeford	17,400	17,851	2.6	16,422	17,241	5.0
Bridgton	3,260	3,488	6.9	2,718	3,330	22.5
Brunswick	8,609	9,885	14.8	7,069	8,805	24.6
Calais	3,609	2,858	-20.8	3,599	2,971	-17.5
Caribou	5,261	3,689	-30.0	5,097	3,628	-28.8
Dover-Foxcroft	2,936	2,998	2.1	2,912	2,918	.2
Ellsworth	5,530	5,486	-.8	5,243	5,515	5.2
Farmington	3,901	4,031	3.3	3,964	4,079	2.9
Fort Kent	1,640	1,394	-15.0	1,666	1,392	-16.5
Houlton	5,508	5,127	-6.9	5,393	4,744	-12.0
Kittery	10,024	9,841	-1.8	10,163	9,814	-3.4
Lewiston	16,142	17,819	10.4	16,292	18,324	12.5
Lincoln	4,595	4,027	-12.4	4,463	3,967	-11.1
Livermore Falls	1,332	1,473	10.6	1,331	1,354	1.7
Machias	2,864	2,506	-12.5	2,220	2,423	9.1
Madawaska	2,708	1,921	-29.1	1,933	1,856	-4.0
Millinocket	3,515	3,145	-10.5	3,202	3,312	3.4
Newport	5,268	4,998	-5.1	4,487	4,738	5.6

DISTRICT COURT
FILINGS AND DISPOSITIONS
BY COURT
1979-1980

Table DC-3
(cont.)

Court Location	F I L I N G S			D I S P O S I T I O N S		
	1979	1980	% CHANGE	1979	1980	% CHANGE
Portland	36,965	37,811	2.3	35,745	36,669	2.6
Presque Isle	6,726	5,487	-18.4	6,429	5,175	-19.5
Rockland	6,121	5,575	-8.9	5,708	5,155	-9.7
Rumford	3,669	3,805	3.7	3,694	3,797	2.8
Skowhegan	11,676	8,794	-24.7	12,607	8,948	-29.0
South Paris	2,878	2,858	-.7	2,885	2,716	-5.9
Springvale	6,505	7,150	9.9	5,735	6,196	8.0
Van Buren	674	569	-15.6	640	511	-20.2
Waterville	7,275	6,810	-6.4	6,425	5,451	-15.2
Wiscasset	4,726	4,609	-2.5	4,484	4,211	-6.1
STATE TOTAL	236,295	231,461	-2.1	225,994	222,448	-1.6

DISTRICT COURT
 FILINGS, DISPOSITIONS, TRIALS
 1979-1980

Table DC-4

STATE Type of Case	Filings	1 9 7 9		Filings	1 9 8 0		Percent Change 1979-1980	
		Dispositions	Trials		Dispositions	Trials	Filings	Dispositions
Civil	13,606	11,674	1,296	14,029	12,457	1,479*	3.1	6.7
Money Judgments	6,891	5,861	1,501	6,846	6,570	1,512*	-.7	12.1
Small Claims	18,832	15,647	1,842	20,197	17,509	2,084*	7.3	11.9
Divorce	7,761	7,213	2,077	7,593	7,526	2,002*	-2.2	4.3
Mental Health	546	480	328	899	897	384*	64.7	86.9
Juvenile	3,867	3,642	1,305	3,965	3,941	995	2.5	8.2
Criminal A-B-C etc.	2,745	2,713	279	3,047	2,551	240	11.0	-6.0
Criminal D-E etc.	24,694	23,864	2,492	26,316	25,056	2,185	6.6	5.0
Traffic 'Criminal'	55,877	50,990	2,991	56,074	49,492	2,820	.4	-2.9
-SUB-TOTAL-	134,819	122,084	14,111	138,966	125,999	13,701	3.1	3.2
Civil Violations and Traffic Infractions	101,476	103,906	2,003	92,495	96,449	1,788	-8.9	-7.2
-TOTAL-	236,295	225,990	16,114	231,461	222,448	15,489	-2.1	-1.6

*Does not include Portland's 1980 trials

DISTRICT COURT
 FILINGS, DISPOSITIONS, TRIALS
 1979-1980

Table DC-4
 (cont.)

AUGUSTA Type of Case	1979			1980			Percent Change 1979 - 1980	
	Filings	Dispositions	Trials	Filings	Dispositions	Trials	Filings	Dispositions
Civil	865	783	169	865	771	163	-0-	-1.5
Money Judgments	368	240	201	418	375	291	13.6	56.3
Small Claims	878	951	87	963	947	64	9.7	-0.4
Divorce	505	475	73	539	505	135	6.7	6.3
Mental Health	176	179	133	256	259	183	45.5	44.7
Juvenile	303	311	119	337	368	111	11.2	18.3
Criminal A-B-C etc.	171	315	73	205	139	29	19.9	-55.9
Criminal D-E etc.	1,585	1,648	251	1,839	1,639	336	16.0	-0.6
Traffic 'Criminal'	3,210	1,570	359	3,106	1,288	411	-3.2	-18.0
-SUB-TOTAL-	8,061	6,472		8,528	6,291		5.8	-2.8
Civil Violations and Traffic Infractions	6,775	8,887	205	8,058	8,996	302	18.9	1.2
-TOTAL-	14,836	15,359	1,670	16,586	15,287	2,025	11.8	-0.5
BANGOR Civil	1,257	1,613	154	1,156	959	161	-8.0	-40.6
Money Judgments	475	434	301	439	381	267	-7.6	-12.2
Small Claims	1,186	634	62	1,403	932	217	18.3	47.0
Divorce	611	501	118	692	640	118	13.3	27.7
Mental Health	255	225	195	240	243	198	-5.9	8.0
Juvenile	309	257	117	438	409	55	41.8	59.1
Criminal A-B-C etc.	199	183	-0-	247	264	2	24.1	44.3
Criminal D-E etc.	1,525	1,416	90	1,854	1,875	150	21.6	32.4
Traffic 'Criminal'	4,721	4,510	155	4,316	4,282	172	-8.6	-5.1
-SUB-TOTAL-	10,538	9,773		10,785	9,985		2.3	2.2
Civil Violations and Traffic Infractions	6,789	6,742	103	5,387	5,376	96	-20.7	-20.3
-TOTAL-	17,327	16,515	1,295	16,172	15,361	1,436	-6.7	-7.0

DISTRICT COURT
 FILINGS, DISPOSITIONS, TRIALS
 1979-1980

Table DC-4
 (cont.)

BAR HARBOR Type of Case	1 9 7 9			1 9 8 0			Percent Change 1979 - 1980	
	Filings	Dispositions	Trials	Filings	Dispositions	Trials	Filings	Dispositions
Civil	102	64	14	77	69	9	-24.5	7.8
Money Judgments	40	23	10	57	72	5	42.5	213.0
Small Claims	135	131	10	192	179	4	42.2	36.6
Divorce	70	61	51	62	52	34	-11.4	-14.8
Mental Health	-0-	-0-	-0-	-0-	-0-	-0-	-0-	-0-
Juvenile	41	34	17	21	29	14	-48.8	-14.7
Criminal A-B-C etc.	21	10	4	23	25	-0-	9.5	150.0
Criminal D-E etc.	202	230	43	230	233	21	13.9	1.3
Traffic 'Criminal'	185	191	26	260	248	40	40.5	29.8
-SUB-TOTAL-	796	744		922	907		15.8	21.3
-140- Civil Violations and Traffic Infractions	529	535	29	515	524	37	-2.7	-2.8
-TOTAL-	1,325	1,279	204	1,437	1,431	164	8.5	11.9
BATH								
Civil	329	370	17	361	425	15	9.7	14.9
Money Judgments	211	153	2	219	186	5	3.8	21.6
Small Claims	416	283	14	555	525	23	33.4	85.5
Divorce	234	217	12	228	249	12	-2.6	14.8
Mental Health	1	-0-	-0-	5	2	-0-	400.0	-0-
Juvenile	92	74	18	123	131	8	33.7	77.0
Criminal A-B-C etc.	69	64	15	99	91	27	43.5	42.2
Criminal D-E etc.	468	394	47	512	491	57	9.4	24.6
Traffic 'Criminal'	1,641	1,407	91	1,533	1,530	91	-6.6	8.7
-SUB-TOTAL-	3,461	2,962		3,635	3,630		5.0	22.6
Civil Violations and Traffic Infractions	3,322	2,984	83	3,247	3,261	117	-2.3	9.3
-TOTAL-	6,783	5,946	299	6,882	6,891	355	1.5	15.9

DISTRICT COURT
 FILINGS, DISPOSITIONS, TRIALS
 1979-1980

Table DC-4
 (cont.)

BELFAST Type of Case	1979			1980			Percent Change 1979 - 1980	
	Filings	Dispositions	Trials	Filings	Dispositions	Trials	Filings	Dispositions
Civil	287	213	13	248	238	4	-13.6	11.7
Money Judgments	156	146	63	151	120	14	-3.2	-17.8
Small Claims	709	487	65	695	697	13	-2.0	43.1
Divorce	183	176	12	182	170	-0-	-0.6	-3.4
Mental Health	-0-	-0-	-0-	1	-0-	-0-	-0-	-0-
Juvenile	76	59	35	55	55	27	-27.6	-6.8
Criminal A-B-C etc.	72	62	6	99	80	3	37.5	29.0
Criminal D-E etc.	583	587	90	725	681	60	24.4	16.0
Traffic 'Criminal'	1,042	999	75	1,003	958	23	-3.7	-4.1
-SUB-TOTAL-	3,108	2,729		3,159	2,999		1.6	9.9
-141- Civil Violations and Traffic Infractions	1,599	1,640	40	1,220	1,239	29	-23.7	-24.5
-TOTAL-	4,707	4,369	399	4,379	4,238	173	-7.0	-3.0
BIDDEFORD								
Civil	602	420	83	714	461	65	18.6	9.8
Money Judgments	214	189	46	245	137	20	14.5	-27.5
Small Claims	996	820	402	1,147	759	436	15.2	-7.4
Divorce	436	408	320	419	327	303	-3.9	-19.9
Mental Health	-0-	-0-	-0-	-0-	-0-	-0-	-0-	-0-
Juvenile	268	179	35	394	375	30	47.0	109.5
Criminal A-B-C etc.	186	176	1	290	215	7	55.9	22.2
Criminal D-E etc.	1,683	1,677	61	1,859	1,822	28	10.5	8.7
Traffic 'Criminal'	4,282	4,223	92	3,959	4,144	44	-7.5	-1.9
-SUB-TOTAL-	8,667	8,092		9,027	8,240		4.2	1.8
Civil Violations and Traffic Infractions	8,733	8,330	58	8,824	9,001	26	1.0	8.1
-TOTAL-	17,400	16,422	1,098	17,851	17,241	959	2.6	5.0

DISTRICT COURT
 FILINGS, DISPOSITIONS, TRIALS
 1979-1980

Table DC-4
 (cont.)

BRIDGTON Type of Case	1 9 7 9			1 9 8 0			Percent Change 1979 - 1980	
	Filings	Dispositions	Trials	Filings	Dispositions	Trials	Filings	Dispositions
Civil	104	64	8	141	166	12	35.6	159.4
Money Judgments	27	30	3	54	53	-0-	100.0	76.7
Small Claims	190	154	9	342	255	24	80.0	65.6
Divorce	101	82	-0-	115	113	5	13.9	37.8
Mental Health	1	-0-	-0-	-0-	-0-	-0-	-0-	-0-
Juvenile	77	63	3	71	66	1	-7.8	4.8
Criminal A-B-C etc.	33	40	1	79	61	1	139.4	52.5
Criminal D-E etc.	309	345	24	445	461	32	44.0	33.6
Traffic 'Criminal'	565	428	26	490	394	30	-13.3	-7.9
-SUB-TOTAL-	1,407	1,206		1,737	1,569		23.5	30.1
-142- Civil Violations and Traffic Infractions	1,853	1,512	13	1,751	1,761	22	-5.5	16.5
-TOTAL-	3,260	2,718	87	3,488	3,330	127	7.0	22.5
BRUNSWICK								
Civil	238	173	30	270	163	37*	13.5	5.8
Money Judgments	87	47	23	113	22	9*	29.9	-53.2
Small Claims	305	183	86	350	308	175*	14.8	68.3
Divorce	212	209	181	190	180	152*	-10.4	-13.9
Mental Health	-0-	-0-	-0-	-0-	-0-	-0-	-0-	-0-
Juvenile	94	91	13	95	93	53	1.1	2.2
Criminal A-B-C etc.	30	26	5	32	31	4	6.7	19.2
Criminal D-E etc.	451	398	74	842	1,239	115	86.7	211.3
Traffic 'Criminal'	2,398	1,840	241	2,458	1,194	220	2.5	-35.1
-SUB-TOTAL-	3,815	2,967		4,350	3,230		14.0	8.9
Civil Violations and Traffic Infractions	4,794	4,102	142	5,535	5,575	170	15.5	35.9
-TOTAL-	8,609	7,069	795	9,885	8,805	935	14.8	24.6

*Estimate

DISTRICT COURT
 FILINGS, DISPOSITIONS, TRIALS
 1979-1980

Table DC-4
 (cont.)

CALAIS Type of Case	1 9 7 9			1 9 8 0			Percent Change 1979 - 1980	
	Filings	Dispositions	Trials	Filings	Dispositions	Trials	Filings	Dispositions
Civil	189	147	16	180	201	26	-4.8	36.7
Money Judgments	78	84	19	99	124	51	26.9	47.6
Small Claims	311	298	68	242	246	13	-22.2	-17.5
Divorce	124	139	93	122	115	89	-1.6	-17.3
Mental Health	-0-	-0-	-0-	-0-	-0-	-0-	-0-	-0-
Juvenile	100	90	72	56	59	42	-44.0	-34.4
Criminal A-B-C etc.	79	76	12	39	41	1	-50.6	-46.1
Criminal D-E etc.	668	716	54	669	713	28	.2	-.4
Traffic 'Criminal'	908	903	44	578	607	17	-36.3	-32.8
-SUB-TOTAL-	2,457	2,453		1,985	2,106		-19.2	-14.2
-143- Civil Violations and Traffic Infractions	1,152	1,146	38	873	865	17	-24.2	-24.5
-TOTAL-	3,609	3,599	416	2,858	2,971	284	-20.8	-17.5
CARIBOU Civil	296	242	5	301	296	8	1.7	22.3
Money Judgments	205	200	-0-	191	194	-0-	-6.8	-3.0
Small Claims	510	408	13	645	552	20	26.5	35.3
Divorce	197	189	1	199	193	4	1.0	2.1
Mental Health	-0-	-0-	-0-	-0-	-0-	-0-	-0-	-0-
Juvenile	46	66	5	68	73	2	47.8	10.6
Criminal A-B-C etc.	54	62	23	70	58	-0-	29.6	-6.5
Criminal D-E etc.	376	369	42	374	377	27	-.5	2.2
Traffic 'Criminal'	1,054	1,035		734	768	18	-30.4	-25.8
-SUB-TOTAL-	2,738	2,571		2,582	2,511		-5.7	-2.3
-143- Civil Violations and Traffic Infractions	2,523	2,526	44	1,107	1,117	23	-56.1	-55.8
-TOTAL-	5,261	5,097	133	3,689	3,628	102	-30.0	-28.8

DISTRICT COURT
FILINGS, DISPOSITIONS, TRIALS
1979-1980

Table DC-4
(cont.)

DOVER-FOXCROFT Type of Case	1979			1980			Percent Change 1979 - 1980	
	Filings	Dispositions	Trials	Filings	Dispositions	Trials	Filings	Dispositions
Civil	115	113	18	142	138	38	23.5	22.1
Money Judgments	190	175	94	103	108	45	-45.8	-38.3
Small Claims	376	450	94	475	441	55	26.3	-2.0
Divorce	129	112	20	140	123	23	8.5	9.8
Mental Health	-0-	-0-	-0-	-0-	-0-	-0-	-0-	-0-
Juvenile	65	62	11	63	72	4	-3.1	16.1
Criminal A-B-C etc.	57	43	1	77	75	-0-	35.1	74.4
Criminal D-E etc.	582	529	59	748	711	46	28.5	34.4
Traffic 'Criminal'	645	628	34	577	580	19	-10.5	-7.6
-SUB-TOTAL-	2,159	2,112		2,325	2,248		7.7	6.4
Civil Violations and Traffic Infractions	777	800	14	673	670	19	-13.4	-16.3
-TOTAL-	2,936	2,912	345	2,998	2,918	249	2.1	.2
ELLSWORTH								
Civil	231	278	46	280	302	37	21.2	8.6
Money Judgments	199	208	75	151	165	77	-24.1	-20.7
Small Claims	750	671	28	892	820	18	18.9	22.2
Divorce	237	202	96	207	213	24	-12.7	5.5
Mental Health	-0-	-0-	-0-	-0-	-0-	-0-	-0-	-0-
Juvenile	80	78	18	93	96	17	16.3	23.1
Criminal A-B-C etc.	58	49	1	72	69	1	24.1	40.8
Criminal D-E etc.	665	599	21	618	642	56	-7.1	-7.2
Traffic 'Criminal'	1,117	1,093	27	1,341	1,360	41	20.1	24.4
-SUB-TOTAL-	3,337	3,178		3,654	3,667		9.5	15.4
Civil Violations and Traffic Infractions	2,193	2,065	38	1,832	1,848	35	-16.5	-10.5
-TOTAL-	5,530	5,243	350	5,486	5,515	306	-.8	5.2

DISTRICT COURT
 FILINGS, DISPOSITIONS, TRIALS
 1979-1980

Table DC-4
 (cont.)

FARMINGTON Type of Case	1 9 7 9			1 9 8 0			Percent Change 1979 - 1980	
	Filings	Dispositions	Trials	Filings	Dispositions	Trials	Filings	Dispositions
Civil	245	215	12	193	202	14	21.2	-6.1
Money Judgments	155	142	6	143	152	6	-7.7	7.0
Small Claims	676	682	29	558	547	25	-17.5	-19.8
Divorce	209	202	23	149	183	25	-28.7	-9.4
Mental Health	-0-	-0-	-0-	-0-	-0-	-0-	-0-	-0-
Juvenile	152	174	63	97	103	41	-36.2	-40.8
Criminal A-B-C etc.	49	42	2	57	61	-0-	16.3	45.2
Criminal D-E etc.	511	525	72	478	479	47	-6.5	-8.8
Traffic 'Criminal'	866	906	42	1,042	1,039	31	20.3	14.7
-SUB-TOTAL-	2,863	2,888		2,717	2,766		-5.1	-4.2
-145- Civil Violations and Traffic Infractions	1,038	1,076	33	1,314	1,313	41	26.6	22.0
-TOTAL-	3,901	3,964	282	4,031	4,079	230	3.3	2.9
FORT KENT								
Civil	-0-	-0-	-0-	-0-	-0-	-0-	-0-	-0-
Money Judgments	-0-	-0-	-0-	-0-	-0-	-0-	-0-	-0-
Small Claims	-0-	-0-	-0-	-0-	-0-	-0-	-0-	-0-
Divorce	-0-	-0-	-0-	-0-	-0-	-0-	-0-	-0-
Mental Health	-0-	-0-	-0-	-0-	-0-	-0-	-0-	-0-
Juvenile	10	16	3	13	12	1	30.0	-25.0
Criminal A-B-C etc.	19	20	2	13	10	2	-31.6	-50.0
Criminal D-E etc.	376	378	25	448	450	28	19.2	19.1
Traffic 'Criminal'	406	400	23	461	467	21	13.6	16.8
-SUB-TOTAL-	811	814		935	939		15.3	15.4
Civil Violations and Traffic Infractions	829	852	31	459	453	14	-44.6	-46.8
-TOTAL-	1,640	1,666	84	1,394	1,392	66	-15.0	-16.5

DISTRICT COURT
FILINGS, DISPOSITIONS, TRIALS
1979-1980

Table DC-4
(cont.)

HOULTON Type of Case	1 9 7 9			1 9 8 0			Percent Change 1979 - 1980	
	Filings	Dispositions	Trials	Filings	Dispositions	Trials	Filings	Dispositions
Civil	279	264	10	367	243	21	31.5	-8.0
Money Judgments	235	118	16	223	144	15	-5.1	22.0
Small Claims	522	467	20	725	668	23	38.9	43.0
Divorce	107	89	36	107	101	75	-0-	13.5
Mental Health	-0-	-0-	-0-	-0-	-0-	-0-	-0-	-0-
Juvenile	86	78	17	74	51	5	-14.0	-34.6
Criminal A-B-C etc.	38	36	5	56	52	3	47.4	44.4
Criminal D-E etc.	450	535	44	492	458	43	9.3	-14.4
Traffic 'Criminal'	1,149	1,142	35	1,091	1,039	36	-5.1	-9.0
-SUB-TOTAL-	2,866	2,729		3,135	2,756		9.4	1.0
-146- Civil Violations and Traffic Infractions	2,642	2,664	31	1,992	1,988	32	-24.6	-25.4
-TOTAL-	5,508	5,393	214	5,127	4,744	253	-6.9	-12.0
KITTERY								
Civil	172	173	19	206	186	33	19.8	7.5
Money Judgments	42	39	13	51	31	11	21.4	-20.5
Small Claims	280	243	29	255	238	44	-8.9	-2.1
Divorce	202	196	37	169	175	15	-16.3	-10.7
Mental Health	1	1	-0-	1	1	-0-	-0-	-0-
Juvenile	34	46	27	38	41	31	11.8	-10.9
Criminal A-B-C etc.	90	66	4	110	100	-0-	22.2	51.5
Criminal D-E etc.	890	862	46	701	715	40	-21.2	-17.1
Traffic 'Criminal'	2,772	2,863	53	4,172	4,135	46	50.5	44.4
-SUB-TOTAL-	4,483	4,489		5,703	5,622		27.2	25.2
Civil Violations and Traffic Infractions	5,541	5,674	68	4,138	4,192	37	-25.3	-26.1
-TOTAL-	10,024	10,163	296	9,841	9,814	257	-1.8	-3.4

DISTRICT COURT
 FILINGS, DISPOSITIONS, TRIALS
 1979-1980

Table DC-4
 (cont.)

LEWISTON Type of Case	1979			1980			Percent Change 1979 - 1980	
	Filings	Dispositions	Trials	Filings	Dispositions	Trials	Filings	Dispositions
Civil	1,631	1,508	404	1,597	1,628	446	-2.1	8.0
Money Judgments	572	659	6	735	927	33	28.5	40.7
Small Claims	1,040	801	243	1,220	1,091	151	17.3	36.2
Divorce	710	687	266	686	821	228	-3.4	19.5
Mental Health	3	-0-	-0-	12	1	-0-	300.0	-0-
Juvenile	420	341	249	345	340	253	-17.9	-.3
Criminal A-B-C etc.	266	256	50	316	293	53	18.8	14.5
Criminal D-E etc.	1,818	1,985	371	2,074	2,106	256	14.1	6.1
Traffic 'Criminal'	4,162	4,314	438	4,348	4,617	324	4.5	7.0
-SUB-TOTAL-	10,622	10,551		11,333	11,824		6.7	12.1
-147- Civil Violations and Traffic Infractions	5,520	5,741	215	6,486	6,500	190	17.5	13.2
-TOTAL-	16,142	16,292	2,242	17,819	18,324	1,934	10.4	12.5
LINCOLN								
Civil	80	59	7	89	93	23	11.3	57.6
Money Judgments	88	67	29	74	61	32	-15.9	-9.0
Small Claims	451	389	40	477	426	24	5.8	9.5
Divorce	67	53	19	86	92	24	28.4	73.6
Mental Health	-0-	-0-	-0-	-0-	-0-	-0-	-0-	-0-
Juvenile	45	51	28	31	33	11	-31.1	-35.3
Criminal A-B-C etc.	54	34	12	14	13	4	-74.1	-61.8
Criminal D-E etc.	394	409	70	459	460	133	16.5	12.5
Traffic 'Criminal'	130	143	56	299	289	68	130.0	102.1
-SUB-TOTAL-	1,309	1,205		1,529	1,467		16.8	21.7
Civil Violations and Traffic Infractions	3,286	3,258	119	2,498	2,500	84	-24.0	-23.3
-TOTAL-	4,595	4,463	380	4,027	3,967	403	-12.4	-11.1

DISTRICT COURT
FILINGS, DISPOSITIONS, TRIALS
1979-1980

Table DC-4
(cont.)

LIVERMORE FALLS Type of Case	1979			1980			Percent Change 1979 - 1980	
	Filings	Dispositions	Trials	Filings	Dispositions	Trials	Filings	Dispositions
Civil	62	63	4	53	32	3	-14.5	-49.2
Money Judgments	32	32	4	23	26	14	-28.1	-18.8
Small Claims	100	92	10	116	106	9	16.0	15.2
Divorce	55	56	15	50	49	5	-9.1	-12.5
Mental Health	-0-	-0-	-0-	-0-	-0-	-0-	-0-	-0-
Juvenile	38	51	10	44	45	3	15.8	-11.8
Criminal A-B-C etc.	7	6	-0-	18	12	-0-	157.1	100.0
Criminal D-E etc.	133	133	6	167	133	13	25.6	-0-
Traffic 'Criminal'	437	438	13	397	374	8	-9.2	-14.6
-SUB-TOTAL-	864	871		868	777		.5	-10.8
-148- Civil Violations and Traffic Infractions	468	460	6	605	577	7	29.3	25.4
-TOTAL-	1,332	1,331	68	1,473	1,354	62	10.6	1.7
MACHIAS								
Civil	104	91	13	135	183	20	29.8	101.1
Money Judgments	42	8	-0-	50	6	1	19.1	-25.0
Small Claims	398	150	119	341	244	5	-14.3	62.7
Divorce	109	111	65	109	132	6	-0-	18.9
Mental Health	-0-	-0-	-0-	-0-	-0-	-0-	-0-	-0-
Juvenile	54	16	-0-	21	22	9	-61.1	37.5
Criminal A-B-C etc.	74	41	12	38	37	7	-48.7	-9.8
Criminal D-E etc.	772	640	66	677	596	54	-12.3	-6.9
Traffic 'Criminal'	674	565	62	362	362	27	-46.3	-35.9
-SUB-TOTAL-	2,227	1,622		1,733	1,582		-22.2	-2.5
Civil Violations and Traffic Infractions	637	598	24	773	841	22	21.4	40.6
-TOTAL-	2,864	2,220	361	2,506	2,423	151	-12.5	9.1

DISTRICT COURT
FILINGS, DISPOSITIONS, TRIALS
1979-1980

Table DC-4
(cont.)

MADAWASKA Type of Case	1 9 7 9			1 9 8 0			Percent Change 1979 - 1980	
	Filings	Dispositions	Trials	Filings	Dispositions	Trials	Filings	Dispositions
Civil	294	112	9	229	96	16	-22.1	-14.3
Money Judgments	277	209	1	161	174	26	-41.9	-16.8
Small Claims	894	438	13	513	583	38	-42.6	33.1
Divorce	81	59	2	58	42	14	-28.4	-28.8
Mental Health	-0-	-0-	-0-	-0-	-0-	-0-	-0-	-0-
Juvenile	14	11	-0-	12	12	5	-14.3	9.1
Criminal A-B-C etc.	7	7	1	7	7	3	-0-	-0-
Criminal D-E etc.	246	250	18	275	273	32	11.8	9.2
Traffic 'Criminal'	214	209	39	148	153	42	-30.8	-26.8
-SUB-TOTAL-	2,027	1,295		1,403	1,340		-30.8	3.5
-149- Civil Violations and Traffic Infractions	681	638	5	518	516	21	-23.9	-19.1
-TOTAL-	2,708	1,933	88	1,921	1,856	197	-29.1	-4.0
MILLINOCKET								
Civil	130	97	11	109	116	21	-16.2	19.6
Money Judgments	171	161	66	154	199	60	-9.9	23.6
Small Claims	385	335	44	362	415	44	-6.0	23.9
Divorce	81	65	55	97	101	68	19.8	55.4
Mental Health	-0-	-0-	-0-	-0-	-0-	-0-	-0-	-0-
Juvenile	52	68	29	57	50	17	9.6	-26.5
Criminal A-B-C etc.	37	58	3	35	30	3	-5.4	-48.3
Criminal D-E etc.	540	485	33	601	593	75	11.3	22.3
Traffic 'Criminal'	623	570	36	606	580	66	-2.7	1.8
-SUB-TOTAL-	2,019	1,839		2,021	2,084		.1	13.3
Civil Violations and Traffic Infractions	1,496	1,363	25	1,124	1,228	36	-24.9	-9.9
-TOTAL-	3,515	3,202	302	3,145	3,312	390	-10.5	3.4

DISTRICT COURT
 FILINGS, DISPOSITIONS, TRIALS
 1979-1980

Table DC-4
 (cont.)

NEWPORT Type of Case	1979			1980			Percent Change 1979 - 1980	
	Filings	Dispositions	Trials	Filings	Dispositions	Trials	Filings	Dispositions
Civil	91	86	22	103	82	21	13.2	-4.7
Money Judgments	124	135	39	91	83	30	-26.6	-38.5
Small Claims	275	253	35	344	300	32	25.1	18.6
Divorce	137	115	21	149	135	21	8.8	17.4
Mental Health	-0-	-0-	-0-	-0-	-0-	-0-	-0-	-0-
Juvenile	93	79	33	54	49	21	-41.9	-38.0
Criminal A-B-C etc.	48	46	1	40	33	-0-	-16.7	-28.3
Criminal D-E etc.	445	402	63	457	452	52	2.7	12.4
Traffic 'Criminal'	686	699	49	853	847*	57	24.3	21.2
-SUB-TOTAL-	1,899	1,815		2,091	1,981		10.1	9.2
Civil Violations and Traffic Infractions	3,369	2,672	38	2,907	2,757*	26	-13.7	3.2
-TOTAL-	5,268	4,487	301	4,998	4,738 *Estimate	260	-5.1	7.5
PORTLAND Civil	2,965	2,022	30	3,103	2,483	*	4.7	22.8
Money Judgments	910	755	122	919	854	*	1.0	13.1
Small Claims	1,444	1,051	127	1,724	1,242	*	19.4	18.2
Divorce	1,244	1,228	40	1,177	1,255	*	-5.4	2.2
Mental Health	106	73	-0-	382	388	*	260.4	431.5
Juvenile	494	560	161	504	502	19	2.0	-10.4
Criminal A-B-C etc.	349	389	23	341	219	66	-2.3	-43.7
Criminal D-E etc.	2,760	2,709	310	2,887	2,326	61	4.6	-14.1
Traffic 'Criminal'	9,839	7,963	376	10,830	8,120	378	10.1	2.0
-SUB-TOTAL-	20,111	16,750		21,867	17,389		8.7	3.8
Civil Violations and Traffic Infractions	16,854	18,995	197	15,944	19,280	47	-5.4	1.5
-TOTAL-	36,965	35,745	1,386	37,811	36,669	571	2.3	2.6

*Not Available

DISTRICT COURT
 FILINGS, DISPOSITIONS, TRIALS
 1979-1980

Table DC-4
 (cont.)

PRESQUE ISLE Type of Case	1979			1980			Percent Change 1979 - 1980	
	Filings	Dispositions	Trials	Filings	Dispositions	Trials	Filings	Dispositions
Civil	680	532	40	692	533	31	1.8	.2
Money Judgments	414	424	87	396	396	64	-4.4	-6.6
Small Claims	440	465	30	333	335	32	-24.3	-28.0
Divorce	179	145	81	160	122	101	-10.6	-15.9
Mental Health	-0-	-0-	-0-	97	72	-0-	-0-	-0-
Juvenile	94	84	33	11	26	27	3.2	-14.3
Criminal A-B-C etc.	43	45	8	11	710	4	-74.4	-42.2
Criminal D-E etc.	855	807	124	804	710	73	-6.0	-12.0
Traffic 'Criminal'	1,005	1,089	101	1,369	1,340	82	36.2	23.1
-SUB-TOTAL-	3,710	3,591		3,862	3,534		4.1	-1.6
-151- Civil Violations and Traffic Infractions	3,016	2,838	90	1,625	1,641	55	-46.1	-42.2
-TOTAL-	6,726	6,429	594	5,487	5,175	469	-18.4	-19.5
ROCKLAND								
Civil	419	393	10	508	396	15	21.2	.8
Money Judgments	309	204	7	365	237	56	18.1	16.2
Small Claims	895	736	69	878	727	73	-1.9	-1.2
Divorce	240	202	8	249	236	14	3.8	16.8
Mental Health	-0-	-0-	-0-	157	155	-0-	-0-	-0-
Juvenile	89	81	9	71	78	12	76.4	91.4
Criminal A-B-C etc.	73	91	91	715	720	1	-2.7	-14.3
Criminal D-E etc.	855	804	86	1,343	1,340	64	-16.4	-10.5
Traffic 'Criminal'	1,558	1,517		4,286	3,889	66	-13.8	-11.7
-SUB-TOTAL-	4,438	4,028		4,286	3,889		-3.4	-3.5
Civil Violations and Traffic Infractions	1,683	1,680	84	1,289	1,266	59	-23.4	-24.6
-TOTAL-	6,121	5,708	373	5,575	5,155	360	-8.9	-9.7

DISTRICT COURT
FILINGS, DISPOSITIONS, TRIALS
1979-1980

Table DC-4
(cont.)

RUMFORD Type of Case	1 9 7 9			1 9 8 0			Percent Change 1979 - 1980	
	Filings	Dispositions	Trials	Filings	Dispositions	Trials	Filings	Dispositions
Civil	168	191	21	171	161	23	1.8	-15.7
Money Judgments	185	142	55	261	417	171	41.1	193.7
Small Claims	597	838	26	775	820	153	29.8	-2.2
Divorce	131	124	82	125	127	95	-4.6	2.4
Mental Health	-0-	-0-	-0-	-0-	-0-	-0-	-0-	-0-
Juvenile	97	104	55	59	53	18	-39.2	-49.0
Criminal A-B-C etc.	50	36	6	60	29	6	20.0	-19.4
Criminal D-E etc.	614	568	89	669	540	123	9.0	-4.9
Traffic 'Criminal'	957	888	132	922	926	284	-3.7	4.3
-SUB-TOTAL-	2,799	2,891		3,042	3,073		8.7	6.3
21- - Civil Violations and - Traffic Infractions	870	803	69	763	724	85	-12.3	-9.8
-TOTAL-	3,669	3,694	535	3,805	3,797	958	3.7	2.8
SKOWHEGAN								
Civil	435	531	14	501	454	42	15.2	-14.5
Money Judgments	332	290	40	274	393	63	-17.5	35.2
Small Claims	966	963	42	913	899	250	-5.5	-6.7
Divorce	249	253	160	207	206	129	-16.9	-18.6
Mental Health	1	2	-0-	2	3	3	100.0	50.0
Juvenile	177	209	61	151	172	55	-14.7	-17.7
Criminal A-B-C etc.	166	162	4	183	168	1	10.2	3.7
Criminal D-E etc.	1,308	1,273	25	1,132	1,145	19	-13.5	-10.1
Traffic 'Criminal'	2,729	3,007	15	1,904	1,983	20	-30.2	-34.1
-SUB-TOTAL-	6,363	6,690		5,267	5,423		-17.2	-18.9
Civil Violations and Traffic Infractions	5,313	5,917	23	3,527	3,525	37	-33.6	-40.4
-TOTAL-	11,676	12,607	384	8,794	8,948	619	-24.7	-29.0

DISTRICT COURT
 FILINGS, DISPOSITIONS, TRIALS
 1979-1980

Table DC-4
 (cont.)

Type of Case	1979			1980			Percent Change 1979 - 1980	
	Filings	Dispositions	Trials	Filings	Dispositions	Trials	Filings	Dispositions
SOUTH PARIS								
Civil	171	181	2	131	138	11	-23.4	-23.8
Money Judgments	132	126	-0-	95	81	-0-	-28.0	-35.7
Small Claims	444	399	13	595	445	12	34.0	11.5
Divorce	146	140	1	150	141	7	3.4	.7
Mental Health	-0-	-0-	-0-	-0-	-0-	-0-	-0-	-0-
Juvenile	97	123	33	61	105	51	-37.1	-14.6
Criminal A-B-C etc.	69	59	6	49	43	6	-29.0	-27.1
Criminal D-E etc.	251	286	26	306	283	28	21.9	-1.1
Traffic 'Criminal'	891	902	19	821	816	16	-7.9	-9.5
-SUB-TOTAL-	2,201	2,216		2,208	2,052		.3	-7.4
Civil Violations and Traffic Infractions	677	669	23	650	664	17	-4.0	-.8
-TOTAL-	2,878	2,885	123	2,858	2,716	148	-.7	-5.9
SPRINGVALE								
Civil	273	178	25	277	239	26	1.5	34.3
Money Judgments	128	82	7	154	118	1	20.3	43.9
Small Claims	920	541	25	702	465	2	-23.7	-14.1
Divorce	275	317	46	277	243	40	.7	-23.3
Mental Health	2	-0-	-0-	-0-	-0-	-0-	-100.0	-0-
Juvenile	88	54	10	105	77	4	19.3	42.6
Criminal A-B-C etc.	122	86	78	99	80	29	-18.9	-7.0
Criminal D-E etc.	639	561	119	624	556	39	-2.4	-.9
Traffic 'Criminal'	1,998	1,932		1,852	1,852		8.6	-4.1
-SUB-TOTAL-	4,445	3,751		4,408	3,630		-.8	-3.2
Civil Violations and Traffic Infractions	2,060	1,984	35	2,742	2,566	20	33.1	29.3
-TOTAL-	6,505	5,735	345	7,150	6,196	161	9.9	8.0

-153-

DISTRICT COURT
FILINGS, DISPOSITIONS, TRIALS
1979-1980

Table DC-4
(cont.)

VAN BUREN Type of Case	1 9 7 9			1 9 8 0			Percent Change 1979 - 1980	
	Filings	Dispositions	Trials	Filings	Dispositions	Trials	Filings	Dispositions
Civil	-0-	-0-	-0-	-0-	-0-	-0-	-0-	-0-
Money Judgments	-0-	-0-	-0-	-0-	-0-	-0-	-0-	-0-
Small Claims	-0-	-0-	-0-	-0-	-0-	-0-	-0-	-0-
Divorce	-0-	-0-	-0-	-0-	-0-	-0-	-0-	-0-
Mental Health	-0-	-0-	-0-	-0-	-0-	-0-	-0-	-0-
Juvenile	1	1	-0-	9	9	-0-	800.0	800.0
Criminal A-B-C etc.	18	14	3	31	24	-0-	72.2	71.4
Criminal D-E etc.	150	136	11	148	117	4	-1.3	-14.0
Traffic 'Criminal'	122	115	9	93	80	2	-23.8	-30.4
-SUB-TOTAL-	291	266		281	230		-3.4	-13.5
-154- Civil Violations and Traffic Infractions	383	374	8	288	281	2	-24.8	-25.1
-TOTAL-	674	640	31	569	511	8	-15.6	-20.2
WATERVILLE								
Civil	563	308	63	581	826	118	3.2	168.2
Money Judgments	272	171	91	286	211	85	5.2	23.4
Small Claims	845	892	90	830	791	48	-1.8	-11.3
Divorce	290	227	178	302	342	224	4.1	50.7
Mental Health	-0-	-0-	-0-	-0-	-0-	-0-	-0-	-0-
Juvenile	119	96	35	159	164	50	33.6	70.8
Criminal A-B-C etc.	93	68	1	108	66	2	16.1	-2.9
Criminal D-E etc.	1,161	787	75	1,123	702	35	-3.3	-10.8
Traffic 'Criminal'	1,591	1,230	69	1,370	679	24	-13.9	-44.8
-SUB-TOTAL-	4,934	3,779		4,759	3,781		-3.6	.1
Civil Violations and Traffic Infractions	2,341	2,646	42	2,051	1,670	13	-12.4	-36.9
-TOTAL-	7,275	6,425	644	6,810	5,451	599	-6.4	-15.2

DISTRICT COURT
 FILINGS, DISPOSITIONS, TRIALS
 1979-1980

Table DC-4
 (cont.)

WISCASSET Type of Case	1 9 7 9			1 9 8 0			Percent Change 1979 - 1980	
	Filings	Dispositions	Trials	Filings	Dispositions	Trials	Filings	Dispositions
Civil	229	190	16	249	177	20	8.7	-6.8
Money Judgments	221	168	75	151	123	60	-31.7	-26.8
Small Claims	498	442	19	635	506	57	27.5	14.5
Divorce	210	173	24	191	143	12	-9.1	-17.3
Mental Health	-0-	-0-	-0-	-0-	-0-	-0-	-0-	-0-
Juvenile	62	35	1	63	48	2	1.6	37.1
Criminal A-B-C etc.	44	45	1	58	21	-0-	31.8	-53.3
Criminal D-E etc.	429	421	26	364	358	20	-15.2	-15.0
Traffic 'Criminal'	1,300	1,275	18	1,118	1,101	57	-14.0	-13.7
-SUB-TOTAL-	2,993	2,749		2,829	2,477		-5.5	-9.9
Civil Violations and Traffic Infractions	1,733	1,735	39	1,780	1,734	50	2.7	.1
-TOTAL-	4,726	4,484	219	4,609	4,211	278	-2.5	-6.1

Table DC-5

DISTRICT COURT
FILINGS SUMMARY
BY TYPE OF CASE
1979 - 1980

Type of Case	1979 Filings	% of Total	1980 Filings	% of Total
Civil	13,606	5.8	14,029	6.1
Money Judgments	6,891	2.9	6,846	3.0
Small Claims	18,832	8.0	20,197	8.7
Divorce	7,761	3.3	7,593	3.3
Mental Health	546	.2	899	.4
Juvenile	3,867	1.6	3,965	1.7
Criminal A-B-C	2,745	1.2	3,047	1.3
Criminal D-E	24,694	10.5	26,316	11.4
Traffic Criminal	55,877	23.7	56,074	24.2
-SUB-TOTAL-	134,819	57.1	138,966	60.0
Civil Violations and Traffic Infractions	101,476	42.9	92,495	40.0
-TOTAL-	236,295		231,461	

(Percentages may not total 100.0 due to rounding)

Table DC-6

DISTRICT COURT
CIVIL VIOLATIONS AND TRAFFIC INFRACTIONS
1979-1980

Court Location	F I L I N G S			D I S P O S I T I O N S		
	1979	1980	% CHANGE	1979	1980	% CHANGE
Augusta	6,775	8,058	18.9	8,887	8,996	1.2
Bangor	6,789	5,387	-20.7	6,742	5,376	-20.3
Bar Harbor	529	515	-2.7	535	524	-2.1
Bath	3,322	3,247	-2.3	2,984	3,261	9.3
Belfast	1,599	1,220	-23.7	1,640	1,239	-24.5
Biddeford	8,733	8,824	1.0	8,330	9,001	8.1
Bridgton	1,853	1,751	-5.5	1,512	1,761	16.5
Brunswick	4,794	5,535	15.5	4,102	5,575	35.9
Calais	1,152	873	-24.2	1,146	865	-24.5
Caribou	2,523	1,107	-56.1	2,526	1,117	-55.8
Dover-Foxcroft	777	673	-13.4	800	670	-16.3
Ellsworth	2,193	1,832	-16.5	2,065	1,848	-10.5
Farmington	1,038	1,314	26.6	1,076	1,313	22.0
Fort Kent	829	459	-44.6	852	453	-46.8
Houlton	2,642	1,992	-24.6	2,664	1,988	-25.4
Kittery	5,541	4,138	-25.3	5,674	4,192	-26.1
Lewiston	5,520	6,486	17.5	5,741	6,500	13.2
Lincoln	3,286	2,498	-24.0	3,258	2,500	-23.3
Livermore Falls	468	605	29.3	460	577	25.4
Machias	637	773	21.4	598	841	40.6
Madawaska	681	518	-23.9	638	516	-19.1
Millinocket	1,496	1,124	-24.9	1,363	1,228	-9.9
Newport	3,369	2,907	-13.7	2,672	2,757	3.2

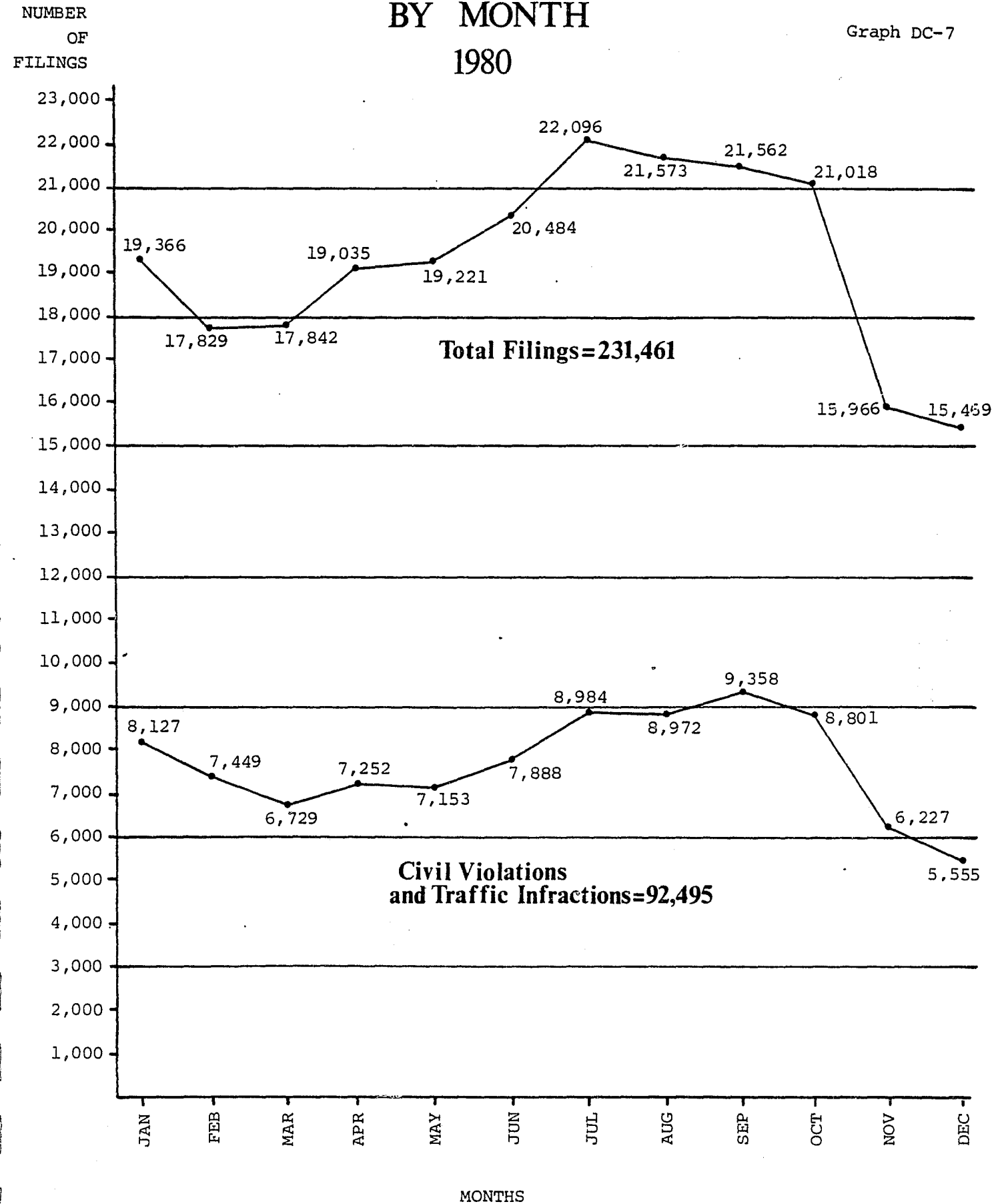
DISTRICT COURT
CIVIL VIOLATIONS AND TRAFFIC INFRACTIONS
1979-1980

Table DC-6
(cont.)

Court Location	FILINGS			DISPOSITIONS		
	1979	1980	% CHANGE	1979	1980	% CHANGE
Portland	16,854	15,944	-5.4	18,995	19,280	1.5
Presque Isle	3,016	1,625	-46.1	2,838	1,641	-42.2
Rockland	1,683	1,289	-23.4	1,680	1,266	-24.6
Rumford	870	763	-12.3	803	724	-9.8
Skowhegan	5,313	3,527	-33.6	5,917	3,525	-40.4
South Paris	677	650	-4.0	669	664	-.8
Springvale	2,060	2,742	33.1	1,984	2,566	29.3
Van Buren	383	288	-24.8	374	281	-24.9
Waterville	2,341	2,051	-12.4	2,646	1,670	-36.9
Wiscasset	1,733	1,780	2.7	1,735	1,734	.1
TOTAL	101,476	92,495	-8.9	103,906	96,449	-7.2

DISTRICT COURT CASELOAD
BY MONTH
1980

Graph DC-7



DISTRICT COURT
TRAFFIC WAIVERS*
1979 - 1980

Table DC-8

Court Location	1979	1980	% CHANGE	Court Location	1979	1980	% CHANGE
Augusta	6,458	6,904	6.9	Lincoln	1,923	1,510	-21.5
Bangor	4,019	2,939	-26.9	Livermore Falls	518	492	-5.0
Bar Harbor	398	343	-13.8	Machias	374	652	74.3
Bath	2,298	2,105	8.4	Madawaska	480	340	-29.2
Belfast	1,525	1,388	-9.0	Millinocket	1,037	925	-10.8
Biddeford	6,967	6,786	-2.6	Newport	1,787	1,505	-15.8
Bridgton	1,440	1,395	-3.1	Portland	16,065	16,333	1.7
Brunswick	3,374	4,538	34.5	Presque Isle	1,972	1,313	-33.4
Calais	1,022	753	-26.3	Rockland	1,621	1,309	-19.3
Caribou	2,118	933	-56.0	Rumford	604	696	15.2
Dover Foxcroft	670	522	-22.1	Skowhegan	4,698	2,749	-41.5
Ellsworth	1,945	1,357	-30.2	South Paris	607	543	-10.5
Farmington	1,197	1,116	-6.8	Springvale	2,205	2,709	22.9
Fort Kent	685	381	-44.4	Van Buren	205	131	-36.1
Houlton	2,296	1,883	-18.0	Waterville	2,177	1,404	-35.5
Kittery	5,052	4,858	-3.8	Wiscasset	<u>1,615</u>	<u>1,599</u>	<u>-1.0</u>
Lewiston	4,399	5,200	18.2	TOTAL	83,751	77,611	-7.3

* Includes "Traffic Criminal" and "Civil Violations and Traffic Infractions".

DISTRICT COURT
TRAFFIC WAIVERS AS A PERCENT OF
TOTAL DISPOSITIONS
1980

Table DC-9

Court Location	Number of Total Dispos.	Number of Traffic Waivers*	Waivers as a % of Total Dispos.	Court Location	Number of Total Dispos.	Number of Traffic Waivers*	Waivers as a % of Total Dispos.
Augusta	15,287	6,904	45.2	Lincoln	3,967	1,510	38.1
Bangor	15,361	2,939	19.1	Livermore Fall	1,354	492	36.3
Bar Harbor	1,431	343	24.0	Machias	2,423	652	26.9
Bath	6,891	2,105	30.6	Madawaska	1,856	340	18.3
Belfast	4,238	1,388	32.8	Millinocket	3,312	925	27.9
Biddeford	17,241	6,786	39.4	Newport	4,738	1,505	31.8
Bridgton	3,330	1,395	41.9	Portland	36,669	16,333	44.5
Brunswick	8,805	4,538	51.5	Presque Isle	5,175	1,313	25.4
Calais	2,971	753	25.4	Rockland	5,155	1,309	25.4
Caribou	3,628	933	25.7	Rumford	3,797	696	18.3
Dover-Fox.	2,918	522	17.9	Skowhegan	8,948	2,749	30.7
Ellsworth	5,515	1,357	24.6	South Paris	2,716	543	20.0
Farmington	4,079	1,116	27.4	Springvale	6,196	2,709	43.7
Fort Kent	1,392	381	27.4	Van Buren	511	131	25.6
Houlton	4,744	1,883	39.7	Waterville	5,451	1,404	25.8
Kittery	9,814	4,858	49.5	Wiscasset	4,211	1,599	38.0
Lewiston	18,324	5,200	28.4	TOTAL	222,448	77,611	34.9

* Includes "Traffic Criminal" and "Civil Violations and Traffic Infraction" Cases

APPENDIX IV

ADMINISTRATIVE COURT

CASELOAD STATISTICS

ADMINISTRATIVE COURT CASELOAD STATISTICS

Introduction

In addition to hearing Administrative Court cases, the Administrative Court judges are authorized to preside in the District Court by assignment of the Chief Justice, pursuant to M.R.S.A. §1158, effective March, 1979. Since that time, these judges have been handling contested civil cases, pre-trials, and juvenile hearings for the Portland District Court on a regular basis. From July to December, 1979, Administrative Court judges heard District Court matters on 63 days, while in 1980, 145 days were spent on such activities. During the last half of 1980 (July 1-December 31), the judges heard a total of 75 small claims matters resulting in judgments, 150 divorce and civil pre-trials, and 10 juvenile hearings, and disposed of 70 District Court divorce and civil cases at the Administrative Court.

Table AC-1

This table presents 1979 and 1980 filings and dispositions by type of case, and indicates a 7% decrease in filings and a 31% decrease in dispositions during that period.

Table AC-1

ADMINISTRATIVE COURT
CASELOAD STATISTICS

	Filings			Dispositions		
	1979	1980	% Change	1979	1980	% Change
Bureau of Liquor Enforcement	281	293	4.3	278	235	-15.5
Dept. of Sec'y of State	21	-	.	24	-	
Bureau of Me. State Police	31	11	-64.5	47	12	-74.5
Dept. of Human Services	10	5	-50.0	11	3	-72.7
Real Estate Commission	2	-		6	-	
Harness Racing Commission	-	15		-	5	
Board of Dental Examiners	-	2		1	1	
Board of Examiners of Podiatrists	-	-		1	-	
Board of Pesticides Control	1	-		1	-	
State Board of Nursing	1	-		-	-	
Department of Inland Fish- eries and Wildlife	3	-		2	-	
Board of Licensure of Medical Care Facilities other than hospitals	1	1		1	-	
Appeal from decision of Bureau of Alcoholic Beverages	1	2		1	2	
Appeal from decision of Department of Public Safety	1	-		1	-	
Department of Marine Resources	2	-		1	-	
Department of Environmental Protection	-	1		-	-	
	355	330	-7.0	375	258	-31.2