

CR Sat
9-9-82

83453

Adults Under community supervision FY 1981

 virginia Department of corrections

U.S. Department of Justice 83453
National Institute of Justice

This document has been reproduced exactly as received from the person or organization originating it. Points of view or opinions stated in this document are those of the authors and do not necessarily represent the official position or policies of the National Institute of Justice.

Permission to reproduce this copyrighted material has been granted by

Virginia Department of
Corrections

to the National Criminal Justice Reference Service (NCJRS).

Further reproduction outside of the NCJRS system requires permission of the copyright owner.

**ADULTS UNDER
COMMUNITY SUPERVISION
FISCAL YEAR 1981**

Division of Program Development
and Evaluation
—Research and Reporting Unit—

Virginia Department of Corrections

Terrell Don Hutto
DIRECTOR

Doris R. DeHart, Deputy Director
YOUTH & COMMUNITY SERVICES

Herbert A. Parr, Assistant Director
STAFF SUPPORT & SERVICES

Robert M. Landon, Deputy Director
ADULT INSTITUTIONAL SERVICES

Edward E. Schultz, Jr., Assistant Director
EMPLOYEE RELATIONS

Frank Mueller, Deputy Director
ADMINISTRATION & OPERATIONS

William E. Weddington, Assistant Director
PROGRAM DEVELOPMENT & EVALUATION

S. Cary Gill, Assistant Director
CAPITAL OUTLAY & MAINTENANCE

Robert E. Zukowski, Assistant Director
FINANCE

P. O. Box 26963
Richmond, Virginia 23261

SECRET

-

Handwriting practice lines consisting of six horizontal rows. Each row is defined by a solid top line, a dashed midline, and a solid bottom line. Vertical tick marks are placed at regular intervals along each line to guide letter width and placement.

ACS-FY 81

Return this information to:
VIRGINIA DEPARTMENT OF CORRECTIONS
RESEARCH AND REPORTING UNIT
REPORTING SECTION
P. O. BOX 26963
RICHMOND, VIRGINIA 23261

PREFACE

The information in this publication was compiled by the Research and Reporting Unit, Division of Program Development and Evaluation. The report was prepared by Zona G. Jackson, Statistician. Betty Mayer, Clerk, provided special assistance. Typesetting and graphics were done by Sharon S. O'Keefe, Graphic Artist Illustrator. Coordination and review were done by Helen S. Hinshaw, Reporting Supervisor. The data concerning adult probation and parole districts were supplied by the information system administered by the Division of Youth and Community Services.

The responses to a survey of the 1980 annual report entitled *Adults and Children Under Community Supervision* indicated the desirability of dividing the adult and juvenile data into two separate annuals. Thus, this fiscal year 1981 report entitled *Adults Under Community Supervision* is the first of such adult annual reports. Individuals interested in juvenile data should request a copy of the fiscal year 1981 *Children Under Community Supervision*. Copies of annual reports containing both juvenile and adult data are available for fiscal years 1978 through 1980.

All questions, remarks or requests concerning this publication should be addressed to:

VIRGINIA DEPARTMENT OF CORRECTIONS
Division of Program Development and Evaluation
Research and Reporting Unit
P. O. Box 26963
Richmond, Virginia 23261
(804) 257-1974

CONTENTS

Index of Localities	iii
Explanation of Workload Statistics	1
Narrative Analysis of Adults Under Supervision of the Division of Youth and Community Services	2
Map of Adult Probation and Parole Districts by Region	4
Regional Summary of Adults Under Supervision	5
Chart 1 — Cases Received and Removed from the Supervision of Probation and Parole Offices During Fiscal Year 1981	6
Chart 2 — Regional Summary of Adults Remaining Under Supervision of the Division of Youth and Community Services June, 1981	7
Probation/Parole/Pardon Workload for Fiscal Year 1981	8
Statistical Tables	
Region I—Western	9
Region II—Central	15
Region III—Northern	24
Region IV—East Central	33
Region V—Southeast	39
Probation Length of Stay Report	48
Probation Case Closing Report	50

INDEX OF LOCALITIES

COUNTY	Adult Probation/Parole Workload Data* PAGE
ACCOMACK	41
ALBEMARLE	16
ALLEGHANY	9
AMELIA	35
AMHERST	17
APPOMATTOX	21
ARLINGTON	24
AUGUSTA	9
BATH	9
BEDFORD	19
BLAND	11
BOTETOURT	10
BRUNSWICK	47
BUCHANAN	13
BUCKINGHAM	21
CAMPBELL	17
CAROLINE	26
CARROLL	11
CHARLES CITY	38
CHARLOTTE	21
CHESTERFIELD	36
CLARKE	25
CRAIG	10
CULPEPER	22
CUMBERLAND	21
DICKENSON	13
DINWIDDIE	35
ESSEX	29
FAIRFAX	28
FAUQUIER	27
FLOYD	14
FLUVANNA	16
FRANKLIN	23
FREDERICK	25

COUNTY	Adult Probation/Parole Workload Data* PAGE
GILES	11
GLOUCESTER	38
GOOCHLAND	16
GRAYSON	11
GREENE	22
GREENSVILLE	47
HALIFAX	15
HANOVER	26
HENRICO	37
HENRY	20
HIGHLAND	9
ISLE OF WIGHT	42
JAMES CITY	38
KING GEORGE	26
KING & QUEEN	34
KING WILLIAM	34
LANCASTER	29
LEE	13
LOUDOUN	27
LOUISA	16
LUNENBURG	15
MADISON	22
MATHEWS	34
MECKLENBURG	15
MIDDLESEX	34
MONTGOMERY	14
NANSEMOND	42
NELSON	17
NEW KENT	38
NORTHAMPTON	41
NORTHUMBERLAND	29
NOTTOWAY	35
ORANGE	22
PAGE	32

*Adult probation/parole workload data are consolidated by district and are not available by individual community.

INDEX OF LOCALITIES (Continued from previous page)

COUNTY	Adult Probation/Parole Workload Data* PAGE
PATRICK	20
PITTSYLVANIA	18
POWHATAN	35
PRINCE EDWARD	21
PRINCE GEORGE	47
PRINCE WILLIAM	30
PULASKI	11
RAPPAHANNOCK	27
RICHMOND	29
ROANOKE	10
ROCKBRIDGE	9
ROCKINGHAM	32
RUSSELL	12
SCOTT	13
SHENANDOAH	25
SMYTH	12
SOUTHAMPTON	42
SPOTSYLVANIA	26
STAFFORD	26
SURRY	47
SUSSEX	47
TAZEWELL	11
WARREN	25
WASHINGTON	12
WESTMORELAND	29
WISE	13
WYTHE	11
YORK	38
CITY	
ALEXANDRIA	31
BEDFORD	19
BRISTOL	12
BUENA VISTA	9
CHARLOTTESVILLE	16
CHESAPEAKE	46
CLIFTON FORGE	9

CITY	Adult Probation/Parole Workload Data* PAGE
COLLINSVILLE	20
COLONIAL HEIGHTS	36
COVINGTON	9
CULPEPER	22
DANVILLE	18
EMPORIA	47
FAIRFAX	28
FALLS CHURCH	28
FRANKLIN	42
FREDERICKSBURG	26
GALAX	11
HAMPTON	45
HARRISONBURG	32
HOPEWELL	47
LEXINGTON	32
LYNCHBURG	17
MANASSAS	30
MANASSAS PARK	30
MARTINSVILLE	20
NEWPORT NEWS	43
NORFOLK	39
NORTON	13
PETERSBURG	35
POQUOSON	38
PORTSMOUTH	40
RADFORD	14
RICHMOND	33
ROANOKE	10
SALEM	10
SOUTH BOSTON	15
STAUNTON	9
SUFFOLK	42
VIRGINIA BEACH	44
WAYNESBORO	9
WILLIAMSBURG	38
WINCHESTER	25

*Adult probation/parole workload data are consolidated by district and are not available by individual community.

EXPLANATION OF WORKLOAD STATISTICS

The data in this statistical report reflect the workload of the adult probation and parole districts. The information sources for the 1981 annual statistical report are the *Probation and Parole Caseload/Workload Report*, the *Probation Statistical Report*, and a manually done *Monthly Statistical Report* for discretionary parolees, mandatory parolees and pardonees under supervision. In addition, for the first time, two computer printouts are reproduced — the *Probation Length of Stay Report*, and the *Probation Case Closing Report*.

It is not appropriate to draw comparisons between the individual districts. The services provided by the probation/parole districts are impacted by the needs of their locality. The workload cannot be considered comparable between the localities because of the divergent demands of the individual communities. The variation in workload is affected by the level and type of request received from the court, the geography and size of the district, and by the level of supervision required by the individual client.

Adults Under Supervision of the Division of Youth and Community Services Fiscal Year Ending June, 1981

The data in this report were submitted to the central office of the Division of Youth and Community Services by each district office in Virginia. The map on page 4 shows the 39 adult probation and parole districts and the administrative regions in which they are located.

PROBATION CASELOADS

Probationers are received for supervision from courts of record (Circuit Courts) or courts not of record (General District Courts). Of the total clients received during fiscal year 1981 there were 5,895 from Circuit Courts and 1,300 from District Courts. At the end of the fiscal year there were 11,345 probationers remaining under supervision from Circuit Courts and 1,334 from District Courts. At the end of last fiscal year there were 10,536* probationers under supervision from courts of record and 927* from courts not of record. This is a 7.7% increase in the number of clients under supervision from Circuit Courts and a 43.9% increase in clients from District Courts. Although Region I (Western) had the largest number of probationers remaining under supervision in June, with 3,079, Region V (Southeast) had 3,064. Region IV (East Central) had the fewest number of probationers under supervision with 1,673.

PAROLE/PARDON CASELOADS

There were 3,568 active cases of parolees and pardonees under supervision in June, 1980. During fiscal year 1981, there were 3,915 parolees and pardonees received and 3,406 removed from the supervision of the Division of Youth and Community Services. At the end of the fiscal year there were a total of 4,078 parolees and pardonees under supervision. This represents a 14.3% increase in the number of parolees and pardonees under supervision at the end of the fiscal year. Region V (Southeast) had the largest number of parolees under supervision in June, with 1,128; Region IV (East Central) was second, with 1,006 parolees under supervision. Region I (Western) had the fewest number of parolees/pardonees under supervision, with 579.

CLIENT FLOW

Among the 7,195 probationers received for supervision during the fiscal year, 6,099 or 84.8% were new cases from court. This represents a 7.1% increase over the 5,694 new cases from court received in fiscal year 1980. During fiscal year 1981 there were also 699 probationers or 9.7% received from other states, 248 or 3.4% restored to supervision and 53 or 0.7% Virginia cases returned from other states.

Of the 5,783 probationers removed from probation supervision during the fiscal year, 1,855 or 32.1% were removed due to the expiration of their term of probation. This represents a 9.5% decrease over the 2,049 probationers removed by expiration of probation in fiscal year 1980. In addition, 1,735 probationers or 30.0% were removed from supervision by order of the court. Warrants were issued for 613 or 10.6% percent of the probationers who were discharged, 665 or 11.5% were probationers who had their probation revoked, and 564 or 9.8% were out-of-state probation cases that were terminated.

The majority of parolees/pardonees who were received came directly from Virginia institutions (3,264 or 83.4%). In addition, 8.3% of the clients were transferred from other districts and 5.5% were received from other states. Among those removed from supervision, 1,904 or 55.9% were discharged from parole, 722 or 21.2% were issued warrants and 332 or 9.7% were transferred to other districts. In addition, among parolees removed from supervision, 6.2% were out-of-state cases terminated and 4.4% were Virginia cases transferred to other states.

**This total under supervision on June 30, 1980 is slightly different from what was reported in the 1980 Adults and Children Under Community Supervision because a different source, the automated, Probation and Parole Caseload/Workload Report, is being used.*

PROBATION LENGTH OF STAY BY OFFENSE

Of the 5,783 probationers removed from probation, 2,566 or 44.4% were recidivists whose average length of stay was 22.6 months. The average length of stay for the 3,217 (55.6%) non-recidivists was 19.3 months or 3.3 months less than for the recidivists. The overall average length of stay for all probationers removed from probation in fiscal year 1981 was 20.8 months.

Of the 5,783 probationers released in fiscal year 1981, 754 or 13.0% had been convicted of violent crimes and 4,977 or 86.1% had been convicted of non-violent crimes. For 52 or 0.9% the committing offense was non-specific. The most frequent violent offenses for which probation was given were Assault (419 or 55.6%) and Robbery (188 or 24.9%). The average length of stay for the probationers who committed Assault was 21.0 months; for the probationers who committed Robbery it was 27.5 months.

The most frequent non-violent offenses for which probation was given were Larceny (1,317 or 26.5%), Dangerous Drugs (1,076 or 21.6%) and Burglary (940 or 18.9%). For the probationers who committed Larceny, Dangerous Drugs and Burglary offenses, the average length of stay was 19.4 months, 20.7 months, and 24.8 months, respectively. For more information concerning the offense and average length of stay for all recidivist and non-recidivist probationers released in fiscal year 1981, see pages 48 and 49.

PROBATION CASE CLOSING

Variation in workload is affected by the level of supervision required by the client. Level 5 can be the most time consuming level of supervision, depending upon the number of personal contacts required. Then, in successive order, probationers in levels 1, 2, or 3 require more personal contacts and time to supervise. It is difficult to rank level 4 because of the variety in number of contacts that could be required.

Overall, of the 5,783 probation cases closed in fiscal year 1981, 44.2% were on Level 1 Supervision (at least one personal contact every month), 25.1% were on Level 2 (personal contact required at least every other month) and 26.3% were on Level 3 (at least one personal contact every calendar quarter). In Level 4, relaxed supervision, and Level 5, intense supervision, the number of contacts required are established by the Chief or Deputy Chief. Approximately 4.3% of probation cases closed in fiscal year 1981 were on Level 4 and 0.1% were on Level 5.

Of the 5,783 probation cases closed, 4,168 or 72.1% were successful case closings. Approximately 1,369 or 32.8% of these successful case closings were on Level 1 of supervision and 1,369 or 32.8% were on Level 3. In addition, 1,150 or 27.6% were on Level 2.

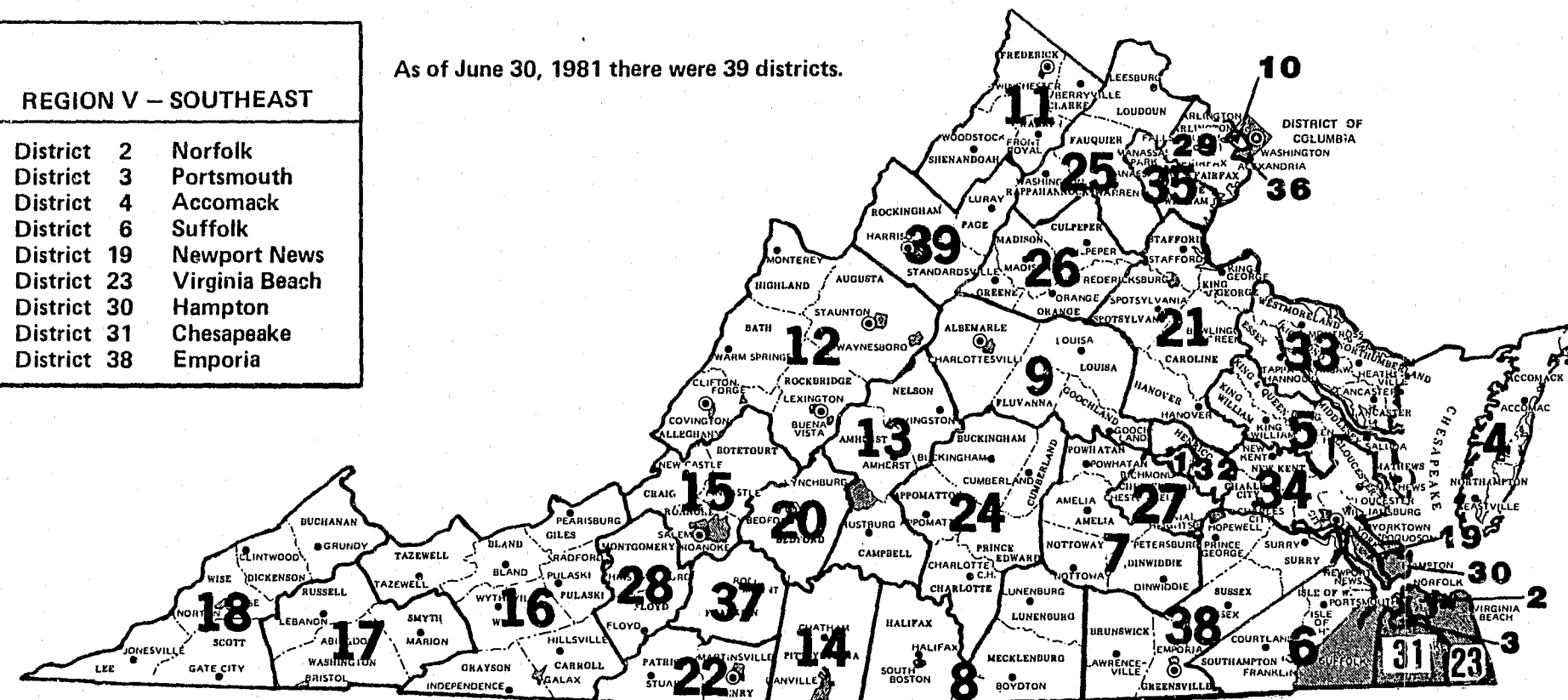
There were 1,524 (26.4%) unsuccessful case closings. Of these unsuccessful cases, 1,097 or 72.0% were on Level 1 Supervision, 250 or 16.4% were on Level 2, and 105 or 6.9% were on Level 3. In addition, it is known that of these unsuccessful cases, 421 or 27.6% violated probation by committing a new felony, 393 or 25.8% absconded, 356 or 23.4% committed technical violations, 186 or 12.2% committed new misdemeanor offenses and 32 or 2.1% failed to pay a fine, cost or restitution. For 136 probationers or 8.9% the reason for the unsuccessful case closing is not specified. For more information concerning case closings, level of supervision and type of violation, see pages 50 and 51.

VIRGINIA DEPARTMENT OF CORRECTIONS – ADULT PROBATION AND PAROLE DISTRICTS, BY REGION

REGION I – WESTERN	REGION II – CENTRAL	REGION III – NORTHERN	REGION IV – EAST CENTRAL
District 12 Staunton District 15 Roanoke District 16 Wytheville District 17 Abingdon District 18 Wise District 28 Christiansburg	District 8 Halifax District 9 Charlottesville District 13 Lynchburg District 14 Danville District 20 Bedford District 22 Collinsville District 24 Farmville District 26 Culpeper District 37 Rocky Mount	District 10 Arlington District 11 Front Royal District 21 Fredericksburg District 25 Warrenton District 29 Fairfax District 33 Warsaw District 35 Manassas District 36 Alexandria District 39 Harrisonburg	District 1 Richmond District 5 Urbanna District 7 Petersburg District 27 Chesterfield District 32 Henrico District 34 Williamsburg

REGION V – SOUTHEAST
District 2 Norfolk District 3 Portsmouth District 4 Accomack District 6 Suffolk District 19 Newport News District 23 Virginia Beach District 30 Hampton District 31 Chesapeake District 38 Emporia

As of June 30, 1981 there were 39 districts.



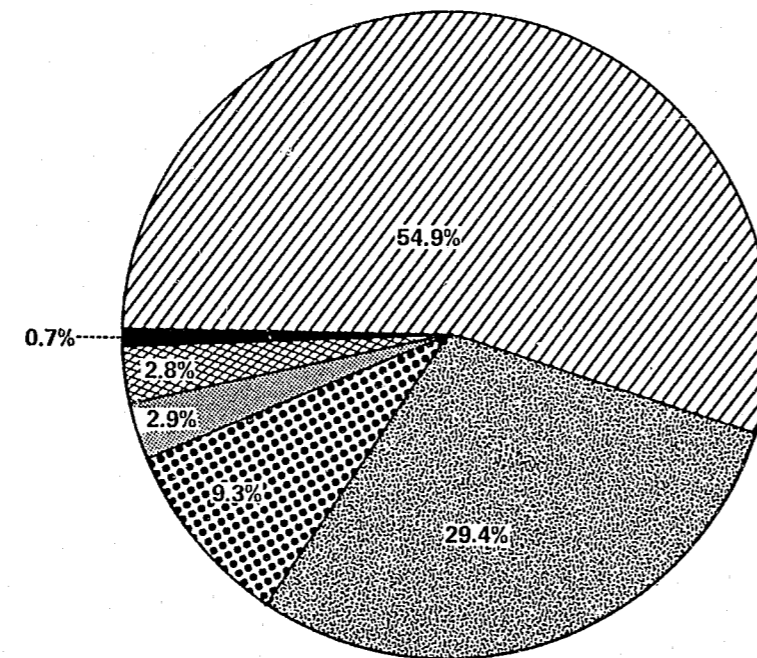
Prepared by: Division of Program Development and Evaluation, Research and Reporting Unit – Reporting Section.

REGIONAL SUMMARY OF ADULTS UNDER SUPERVISION FISCAL YEAR 1981







REGION/ DISTRICT	PROBATIONERS FROM CIRCUIT COURTS			PROBATIONERS FROM DISTRICT COURTS			PAROLEES/PARDONEES			TOTAL		
	Total Received For Supervision Fiscal Yr. 81	Total Removed From Supervision Fiscal Yr. 81	Total Remaining Under Supervision June 1981	Total Received For Supervision Fiscal Yr. 81	Total Removed From Supervision Fiscal Yr. 81	Total Remaining Under Supervision June 1981	Total Received For Supervision Fiscal Yr. 81	Total Removed From Supervision Fiscal Yr. 81	Total Remaining Under Supervision June 1981	Total Received For Supervision Fiscal Yr. 81	Total Removed From Supervision Fiscal Yr. 81	Total Remaining Under Supervision June 1981
REGION I Western	1,232	987	2,707	348	251	372	586	496	579	2,166	1,734	3,658
District 12	188	176	498	21	24	17	75	66	74	284	266	589
District 15	380	334	973	8	8	9	206	160	230	594	502	1,212
District 16	298	216	571	139	96	171	109	105	95	546	417	837
District 17	161	106	264	94	44	91	73	68	66	328	218	421
District 18	103	86	194	67	46	68	81	59	77	251	191	339
District 28	102	69	207	19	33	16	42	38	37	163	140	260
REGION II Central	900	841	1,715	146	120	159	645	580	701	1,691	1,541	2,575
District 8	39	49	50	8	5	6	41	29	54	88	83	110
District 9	115	100	267	8	8	10	91	95	94	214	203	371
District 13	193	212	336	22	20	22	169	145	153	384	377	511
District 14	163	201	278	44	37	50	103	90	134	310	328	462
District 20	42	25	95	9	2	10	23	20	22	74	47	127
District 22	156	132	305	28	28	31	95	88	138	279	248	474
District 24	63	31	127	24	15	26	34	36	27	121	82	180
District 26	85	67	145	1	3	1	59	51	46	145	121	192
District 37	44	24	112	2	2	3	30	26	33	76	52	148
REGION III Northern	1,381	1,047	2,567	380	275	422	751	720	664	2,512	2,042	3,653
District 10	194	162	341	61	64	70	87	75	88	342	301	499
District 11	113	137	268	6	1	9	53	54	55	172	192	332
District 21	117	92	177	7	19	8	101	100	86	225	211	271
District 25	87	61	166	33	17	39	37	34	34	157	112	239
District 29	411	293	727	160	131	178	229	196	180	800	620	1,085
District 33	24	15	48	0	3	1	28	28	29	52	46	78
District 35	181	111	356	27	12	26	77	73	76	285	196	458
District 36	184	122	329	10	16	21	99	110	74	293	248	424
District 39	70	54	155	76	12	70	40	50	42	186	116	267
REGION IV East Central	886	776	1,612	55	62	61	848	715	1,006	1,789	1,553	2,679
District 1	461	357	744	5	9	5	541	434	666	1,007	800	1,415
District 5	19	16	29	1	0	1	11	18	7	31	34	37
District 7	103	95	173	3	3	4	105	85	107	211	183	284
District 27	96	71	183	32	36	31	67	64	67	195	171	281
District 32	141	161	349	7	6	10	80	87	106	228	254	465
District 34	66	76	134	7	8	10	44	27	53	117	111	197
REGION V Southeast	1,496	1,193	2,744	371	217	320	1,085	895	1,128	2,952	2,305	4,192
District 2	470	419	825	3	8	0	306	264	320	779	691	1,145
District 3	203	171	349	258	125	220	180	128	185	641	424	754
District 4	48	33	95	19	6	20	36	23	48	103	62	163
District 6	131	121	332	51	35	51	81	72	101	263	228	484
District 19	185	121	307	10	15	11	130	119	128	325	255	446
District 23	172	87	317	10	13	7	100	76	93	282	176	417
District 30	84	68	163	8	6	4	100	87	100	192	161	267
District 31	88	83	168	2	2	0	91	64	102	181	149	270
District 38	115	90	188	10	7	7	61	62	51	186	159	246
Administrative Actions		14									14	
Grand Total	5,895	4,858	11,345	1,300	925	1,334	3,915	3,406	4,078	11,110	9,189	16,757

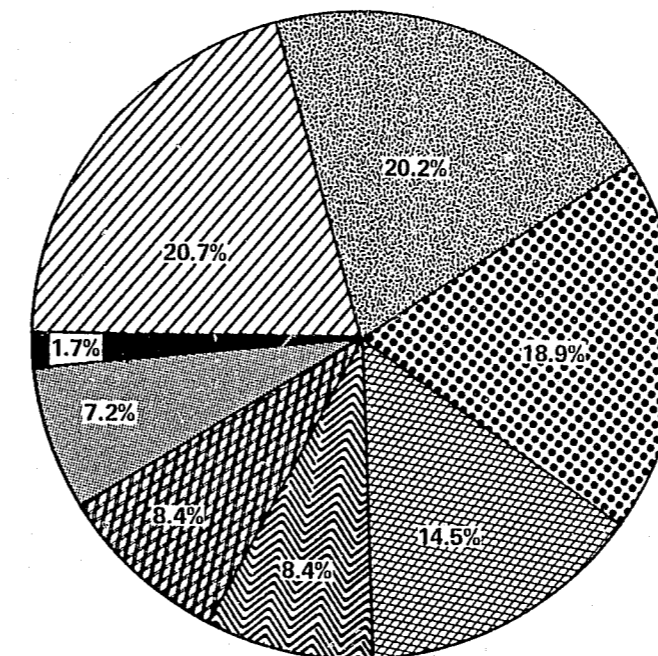
CHART 1

CASES RECEIVED AND REMOVED FROM THE SUPERVISION OF
PROBATION AND PAROLE OFFICES DURING FISCAL YEAR 1981



RECEIVED FOR SUPERVISION:

-  New Cases From Virginia Courts
-  From Virginia Institutions
-  Other
-  Transferred From Other Districts
-  Restored to Supervision
-  Virginia Cases Returned From Other States



REMOVED FROM SUPERVISION:









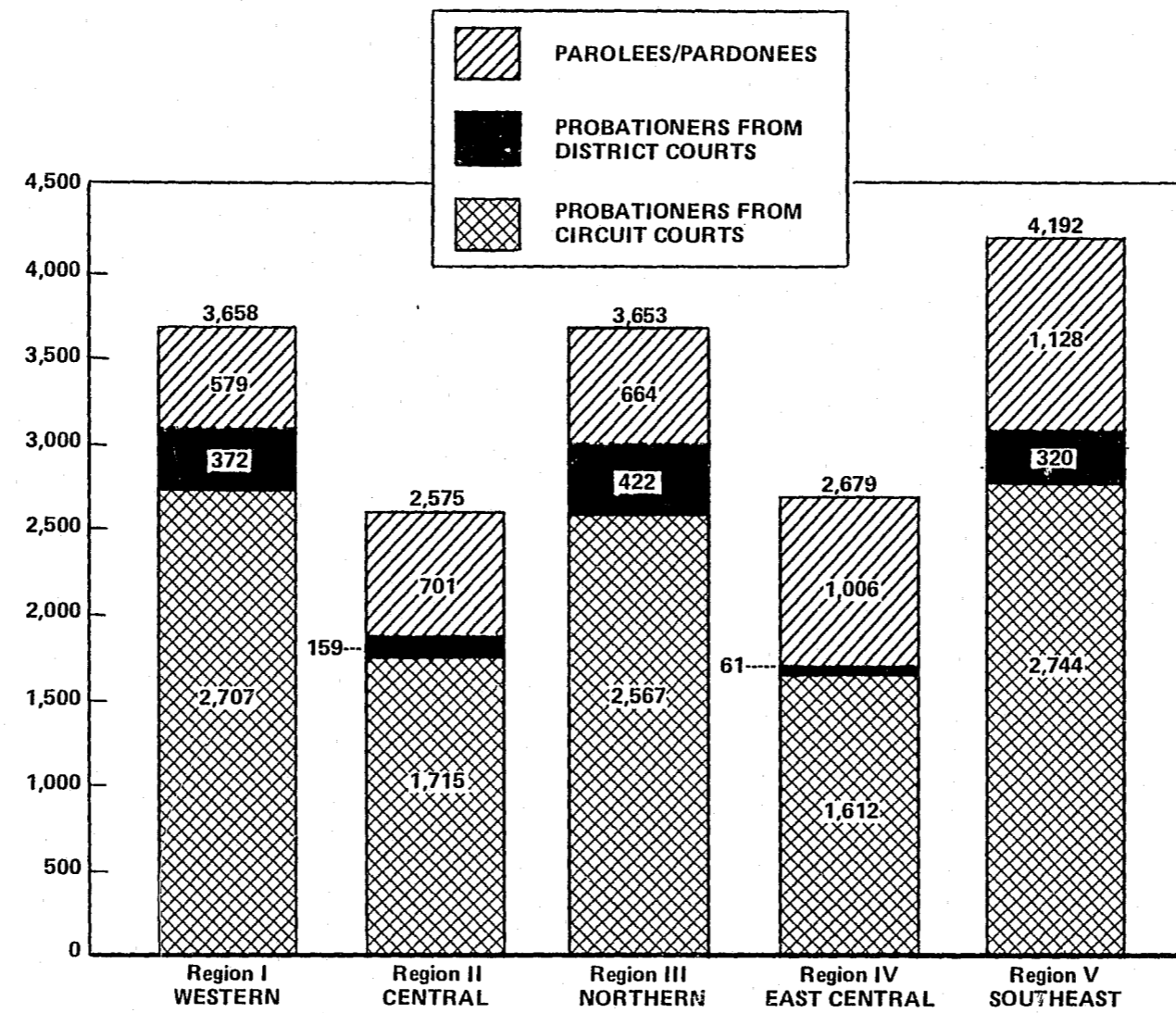
-  Discharged From Parole
-  Expiration of Probation
-  Removed by Court Order
-  Warrant Issued
-  Out-of-State Cases Terminated
-  Other
-  Probation Revoked
-  Virginia Cases Transferred to Other States

CHART 2
REGIONAL SUMMARY OF ADULTS REMAINING UNDER SUPERVISION
DIVISION OF YOUTH AND COMMUNITY SERVICES
JUNE, 1981



PROBATION/PAROLE/PARDON WORKLOAD FOR FISCAL YEAR 1981

	PROBATION			PAROLE			PARDON
	Total	Circuit Courts	District Courts	Total	Discretionary	Mandatory	Total
Active Cases Under Supervision June, 1980	11,463	10,536	927	3,568	*	*	*
RECEIVED FOR SUPERVISION:							
New Cases From Virginia Courts	6,099	5,045	1,054	**	**	**	**
From Virginia Institutions	**	**	**	3,262	2,035	1,227	2
Restored To Supervision	248	236	12	56	41	15	1
Transferred From Other Districts	***	***	***	325	257	68	1
Received From Other States	699	493	203	215	214	1	0
Virginia Cases Returned From Other States	53	44	9	30	29	1	0
Opened Administratively	24	23	1	**	**	**	**
Other	11	10	1	23	18	5	0
No Reason Reported	61	41	20	**	**	**	**
Total Received For Supervision	7,195	5,895	1,300	3,911	2,594	1,317	4
REMOVED FROM SUPERVISION:							
Expiration of Probation	1,855	1,426	429	**	**	**	**
Discharged From Parole	**	**	**	1,903	948	955	1
Removed By Court Order	1,735	1,577	158	**	**	**	**
Warrant Issued	613	549	64	722	495	227	**
Transferred To Other Districts (Including out-of-state cases)	***	***	***	330	258	72	2
Probation Revoked	665	612	53	**	**	**	**
Virginia Cases Transferred To Other States	***	***	***	151	80	71	0
Returned To Sending State	27	23	4	**	**	**	**
Out-Of-State Cases Terminated	564	399	165	210	210	0	0
Died	60	58	2	30	25	5	0
Closed Administratively	130	86	44	**	**	**	**
Other	98	93	5	57	26	31	0
No Reason Reported	36	35	1	**	**	**	**
Total Removed From Supervision	5,783	4,858	925	3,403	2,042	1,361	3
Total Remaining Under Supervision June, 1981	12,679	11,345	1,334	4,078	*	*	*

*The Probation Information System does not separate the total into discretionary parole, mandatory parole or pardon cases.

**Not applicable.

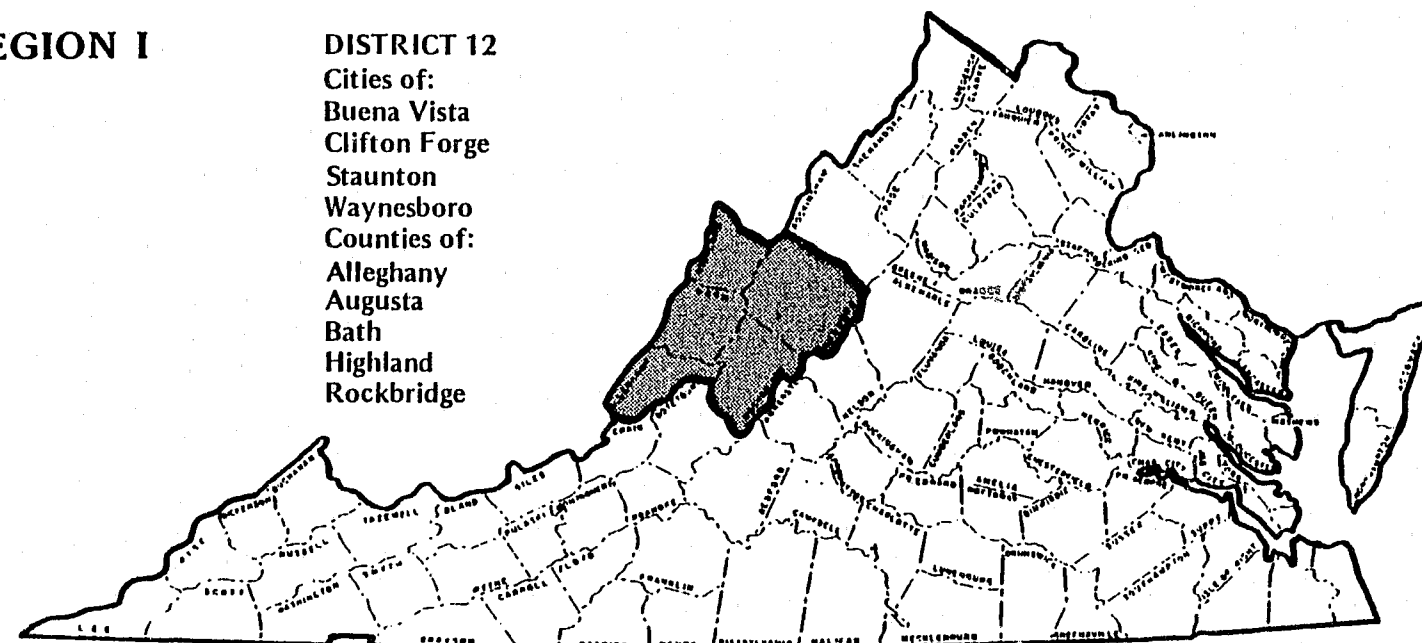
***Not available.

REGION I

DISTRICT 12

Cities of:
Buena Vista
Clifton Forge
Staunton
Waynesboro

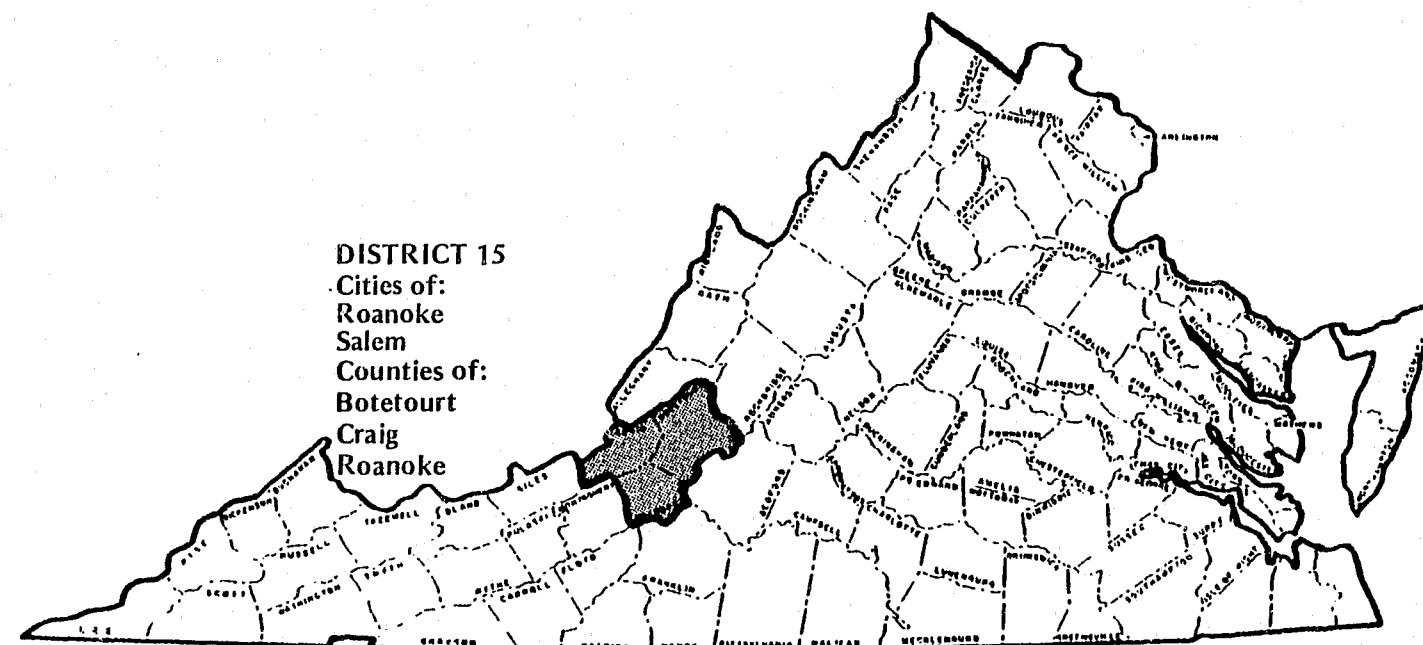
Counties of:
Alleghany
Augusta
Bath
Highland
Rockbridge



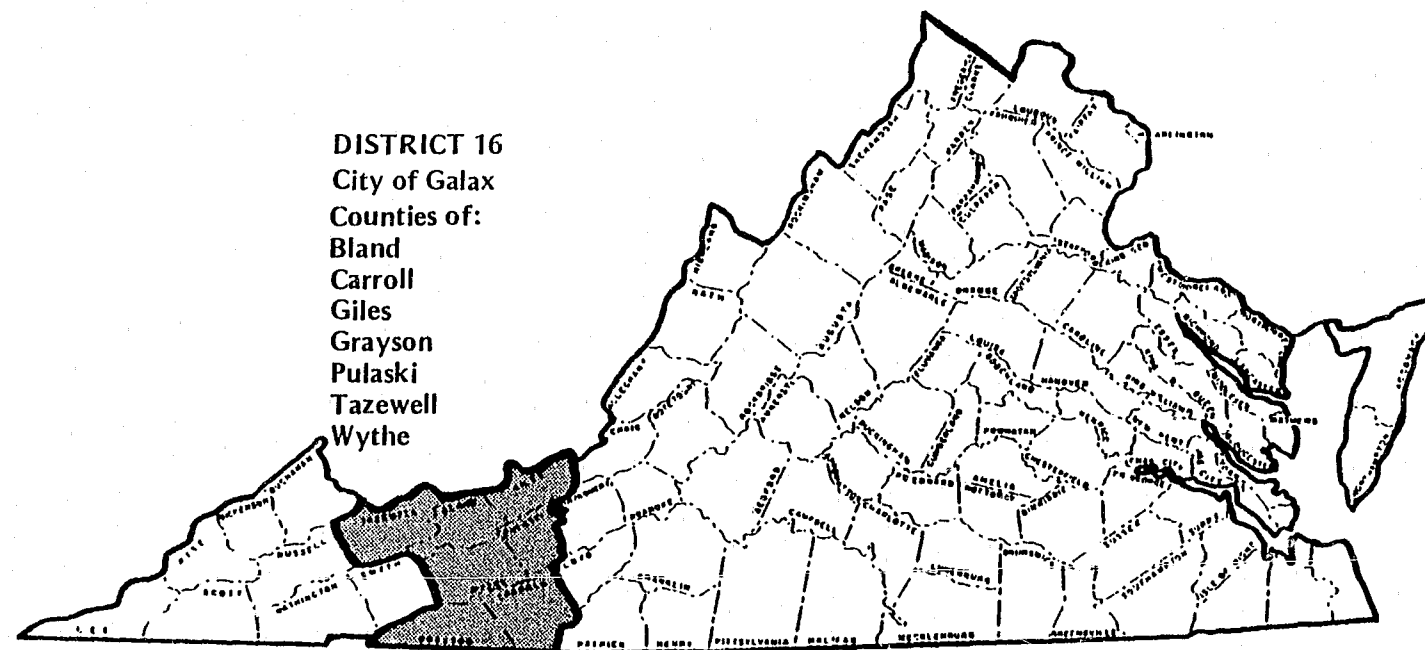
	PROBATION CASELOADS		PAROLE/PARDON CASELOADS *
	Circuit Courts	District Courts	
ACTIVE CASES UNDER SUPERVISION JUNE 1980	516	20	65
CASES RECEIVED FOR SUPERVISION DURING FISCAL YEAR 1981	188	21	75
CASES REMOVED FROM SUPERVISION DURING FISCAL YEAR 1981	176	24	66
ACTIVE CASES UNDER SUPERVISION JUNE 1981	498	17	74
INVESTIGATIONS COMPLETED DURING FISCAL YEAR			
Local Court Pre and Post Sentence Reports	106		
Other Pre and Post Sentence Reports	102		
Field Reports	28		
Miscellaneous Reports	284		
TOTAL	520		

*APPLICABLE TO ALL DISTRICTS:
The category of Parole/Pardon Caseloads includes both discretionary and mandatory parolees.

NOTE: The City of Covington is served by Alleghany.

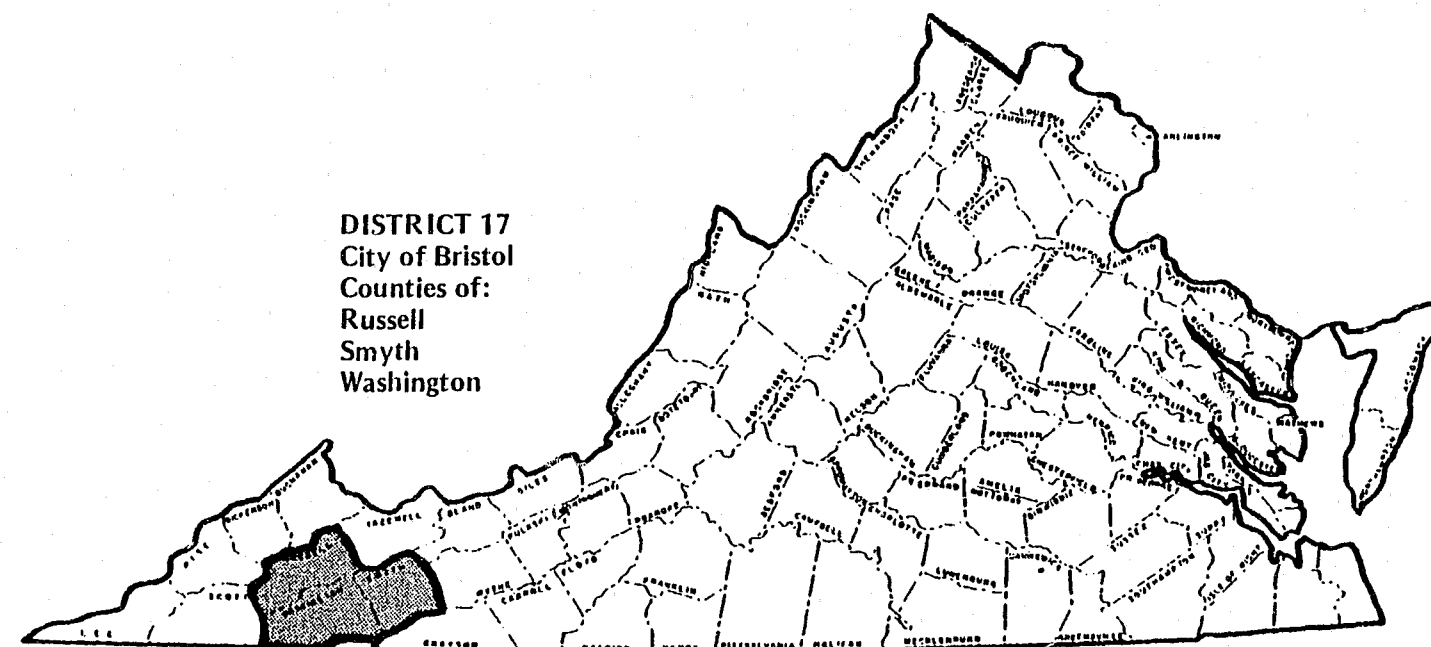


	PROBATION CASELOADS		PAROLE/PARDON CASELOADS
	Circuit Courts	District Courts	
ACTIVE CASES UNDER SUPERVISION JUNE 1980	903	13	182
CASES RECEIVED FOR SUPERVISION DURING FISCAL YEAR 1981	380	8	206
CASES REMOVED FROM SUPERVISION DURING FISCAL YEAR 1981	334	8	160
ACTIVE CASES UNDER SUPERVISION JUNE 1981	973	9	230
INVESTIGATIONS COMPLETED DURING FISCAL YEAR			
Local Court Pre and Post Sentence Reports	451		
Other Pre and Post Sentence Reports	40		
Field Reports	126		
Miscellaneous Reports	410		
TOTAL	1,027		

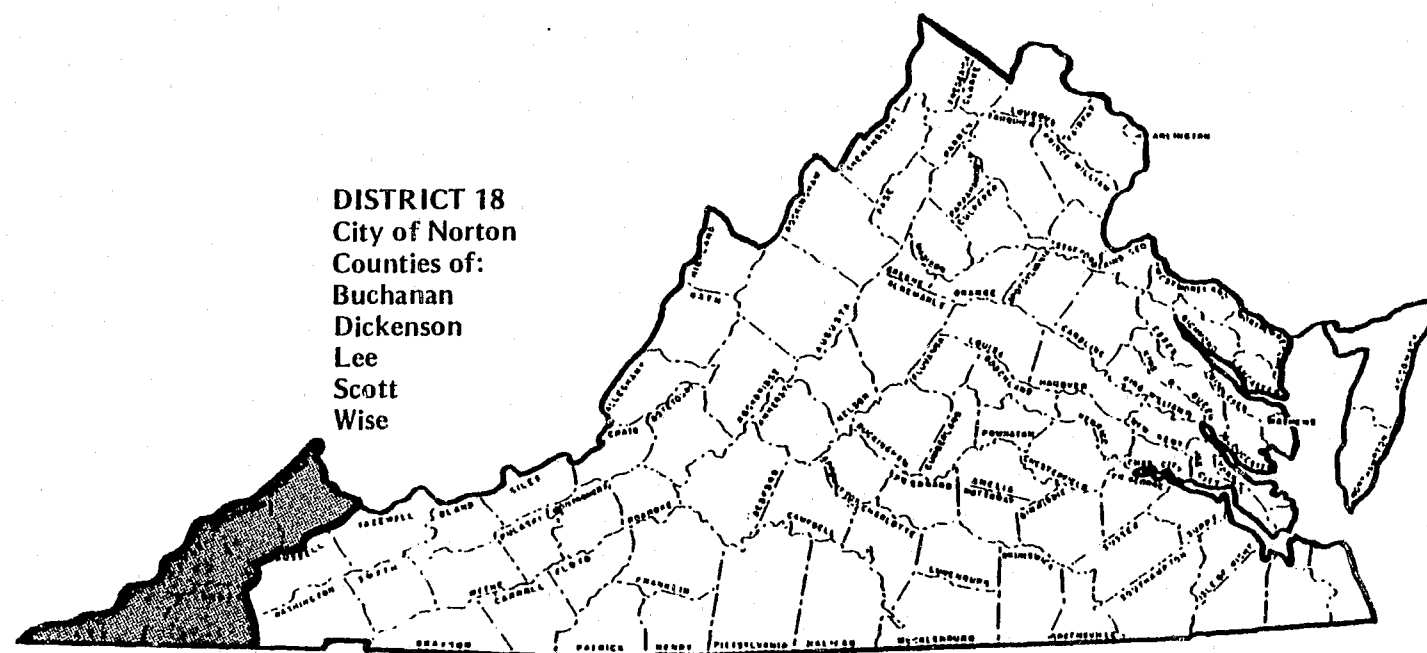


DISTRICT 16
City of Galax
Counties of:
Bland
Carroll
Giles
Grayson
Pulaski
Tazewell
Wythe

	PROBATION CASELOADS		PAROLE/PARDON CASELOADS
	Circuit Courts	District Courts	
ACTIVE CASES UNDER SUPERVISION JUNE 1980	501	131	90
CASES RECEIVED FOR SUPERVISION DURING FISCAL YEAR 1981	298	139	109
CASES REMOVED FROM SUPERVISION DURING FISCAL YEAR 1981	216	96	105
ACTIVE CASES UNDER SUPERVISION JUNE 1981	571	171	95
INVESTIGATIONS COMPLETED DURING FISCAL YEAR			
Local Court Pre and Post Sentence Reports	178		
Other Pre and Post Sentence Reports	90		
Field Reports	39		
Miscellaneous Reports	510		
TOTAL	817		



	PROBATION CASELOADS		PAROLE/PARDON CASELOADS
	Circuit Courts	District Courts	
ACTIVE CASES UNDER SUPERVISION JUNE 1980	234	60	61
CASES RECEIVED FOR SUPERVISION DURING FISCAL YEAR 1981	161	94	73
CASES REMOVED FROM SUPERVISION DURING FISCAL YEAR 1981	106	44	68
ACTIVE CASES UNDER SUPERVISION JUNE 1981	264	91	66
INVESTIGATIONS COMPLETED DURING FISCAL YEAR			
Local Court Pre and Post Sentence Reports	168		
Other Pre and Post Sentence Reports	33		
Field Reports	93		
Miscellaneous Reports	139		
TOTAL	433		



DISTRICT 18
City of Norton
Counties of:
 Buchanan
 Dickenson
 Lee
 Scott
 Wise

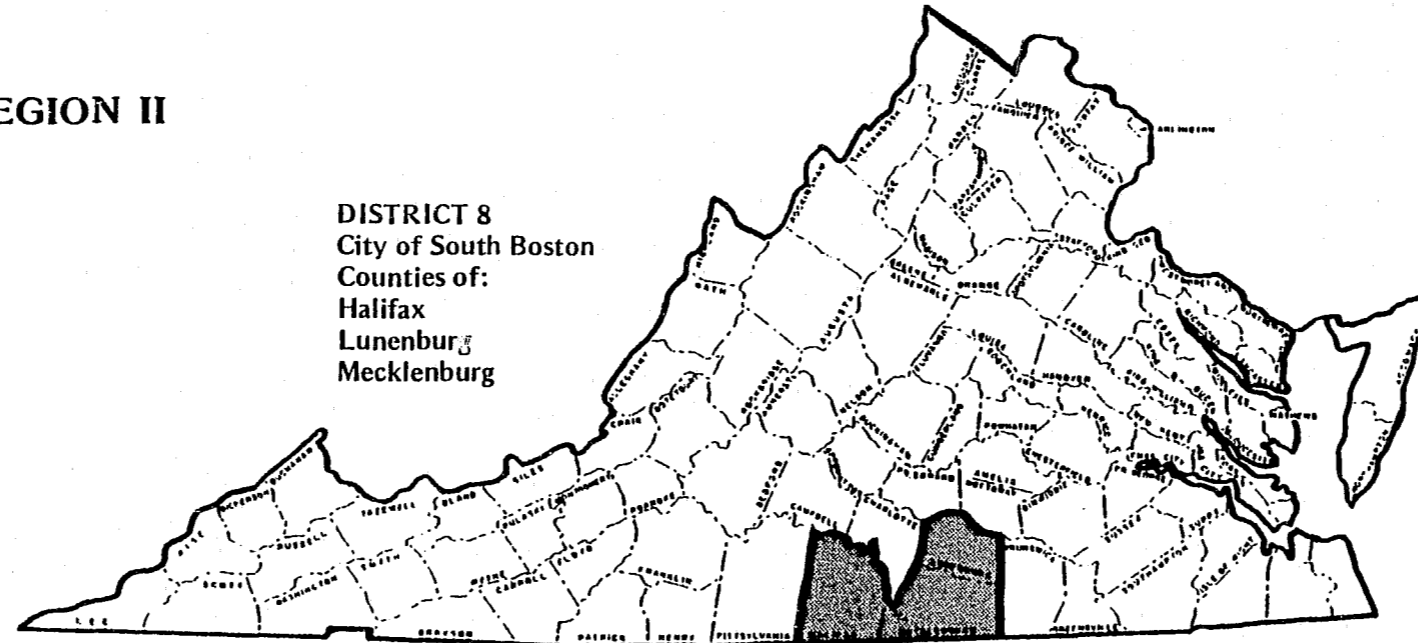
	PROBATION CASELOADS		PAROLE/PARDON CASELOADS
	Circuit Courts	District Courts	
ACTIVE CASES UNDER SUPERVISION JUNE 1980	185	48	55
CASES RECEIVED FOR SUPERVISION DURING FISCAL YEAR 1981	103	67	81
CASES REMOVED FROM SUPERVISION DURING FISCAL YEAR 1981	86	46	59
ACTIVE CASES UNDER SUPERVISION JUNE 1981	194	68	77
INVESTIGATIONS COMPLETED DURING FISCAL YEAR			
Local Court Pre and Post Sentence Reports	158		
Other Pre and Post Sentence Reports	7		
Field Reports	45		
Miscellaneous Reports	166		
TOTAL	376		

DISTRICT 28
City of Radford
Counties of:
Floyd
Montgomery

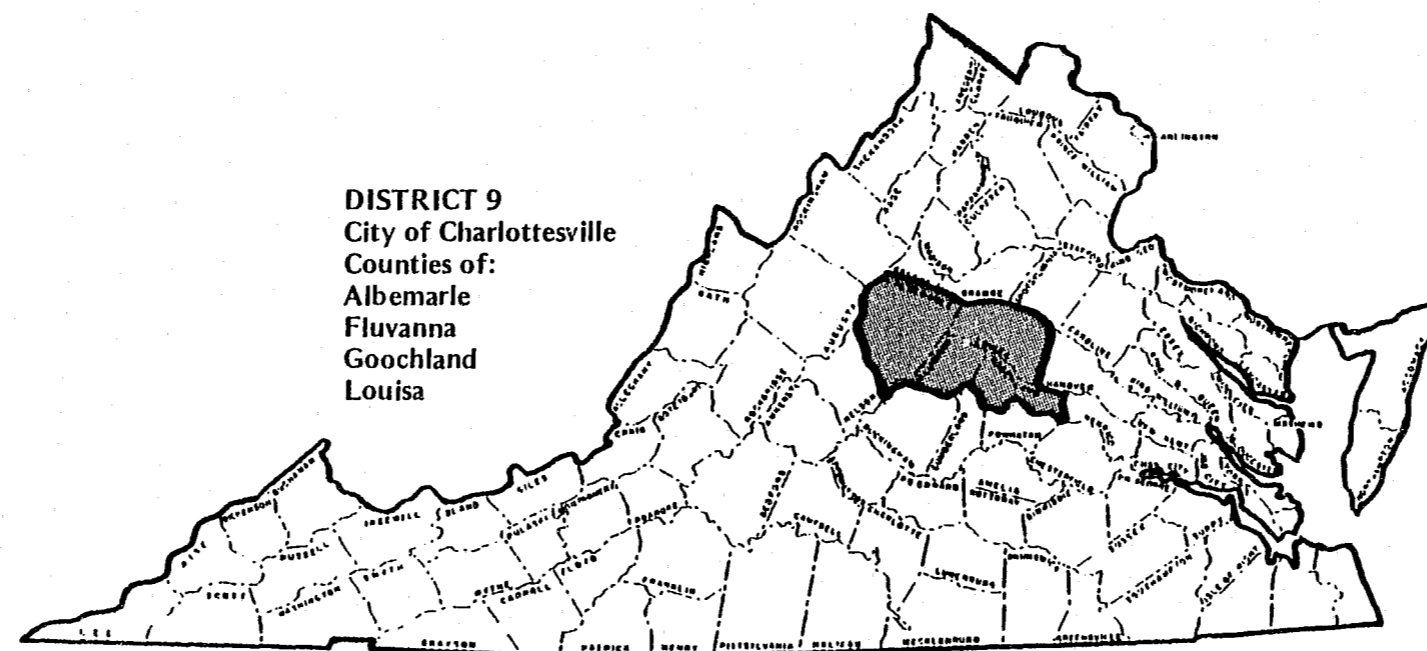
- 14 -

REGION II

DISTRICT 8
City of South Boston
Counties of:
Halifax
Lunenburg
Mecklenburg

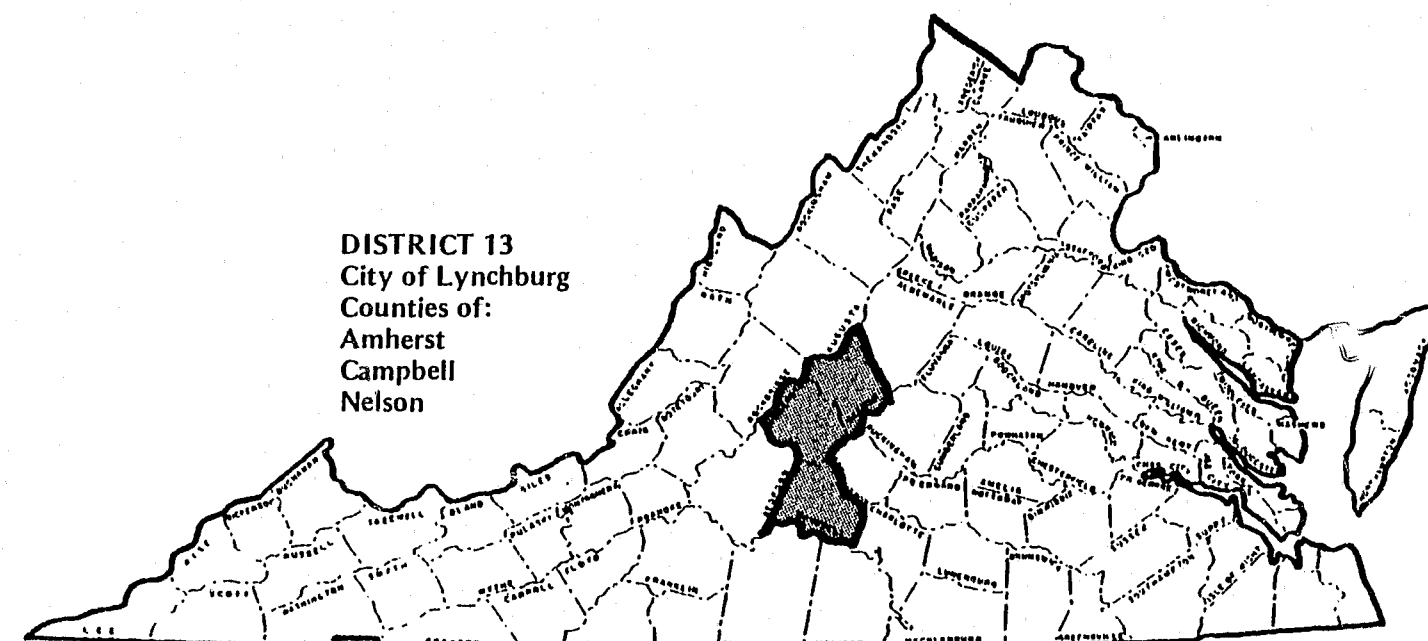


	PROBATION CASELOADS		PAROLE/PARDON CASELOADS
	Circuit Courts	District Courts	
ACTIVE CASES UNDER SUPERVISION JUNE 1980	60	5	42
CASES RECEIVED FOR SUPERVISION DURING FISCAL YEAR 1981	39	8	41
CASES REMOVED FROM SUPERVISION DURING FISCAL YEAR 1981	49	5	29
ACTIVE CASES UNDER SUPERVISION JUNE 1981	50	6	54
INVESTIGATIONS COMPLETED DURING FISCAL YEAR			
Local Court Pre and Post Sentence Reports	89		
Other Pre and Post Sentence Reports	13		
Field Reports	1		
Miscellaneous Reports	136		
TOTAL	239		

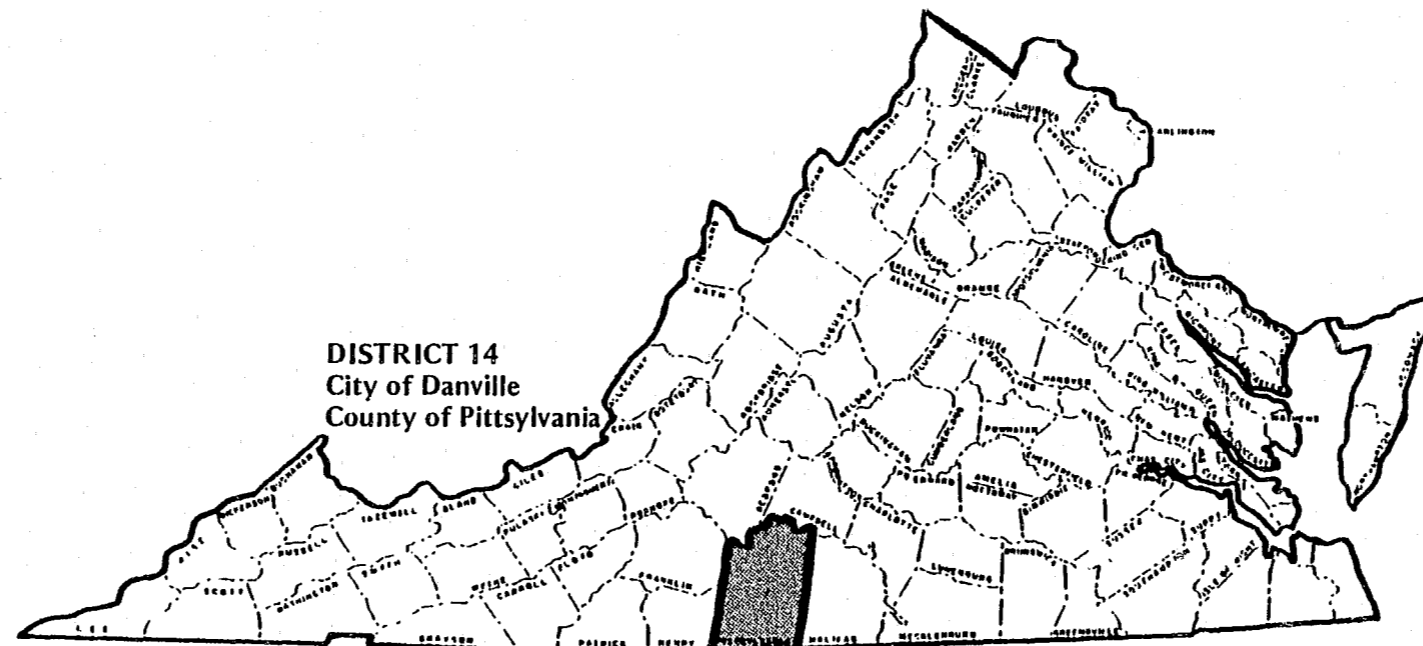


DISTRICT 9
 City of Charlottesville
 Counties of:
 Albemarle
 Fluvanna
 Goochland
 Louisa

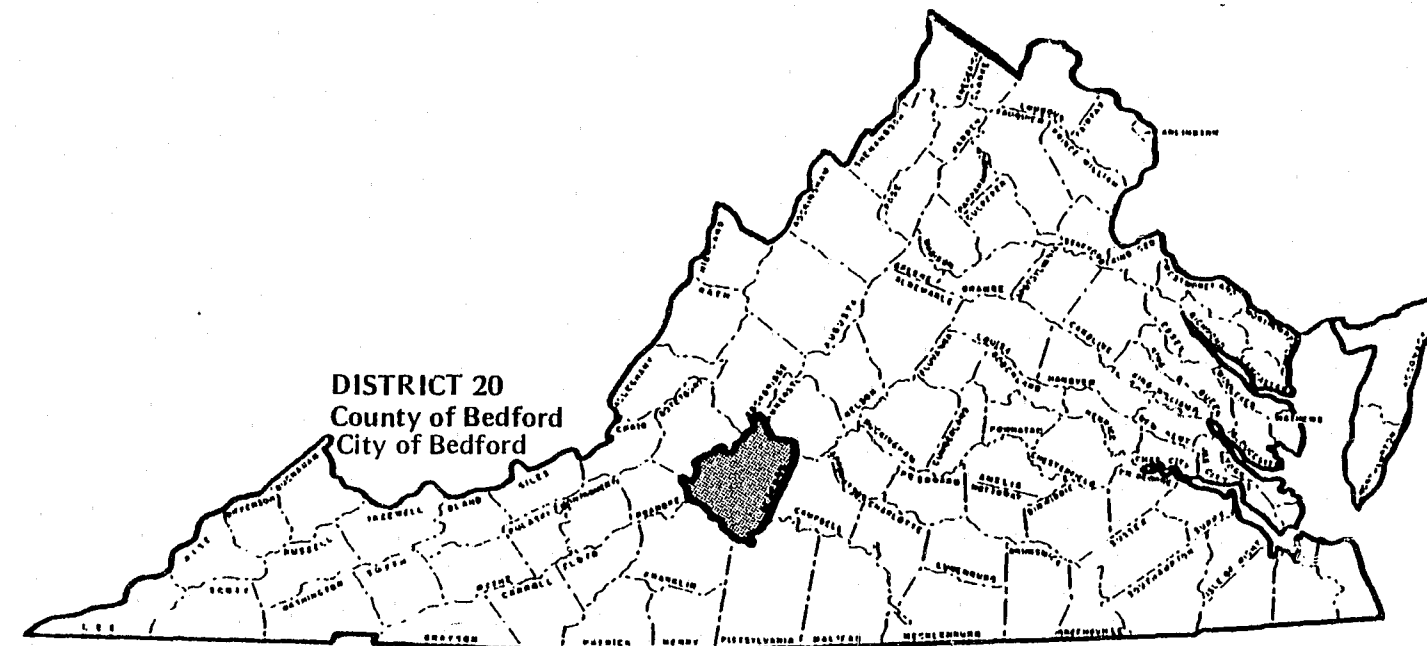
	PROBATION CASELOADS		PAROLE/PARDON CASELOADS
	Circuit Courts	District Courts	
ACTIVE CASES UNDER SUPERVISION JUNE 1980	250	9	98
CASES RECEIVED FOR SUPERVISION DURING FISCAL YEAR 1981	115	8	91
CASES REMOVED FROM SUPERVISION DURING FISCAL YEAR 1981	100	8	95
ACTIVE CASES UNDER SUPERVISION JUNE 1981	267	10	94
INVESTIGATIONS COMPLETED DURING FISCAL YEAR			
Local Court Pre and Post Sentence Reports	92		
Other Pre and Post Sentence Reports	19		
Field Reports	28		
Miscellaneous Reports	286		
TOTAL	425		



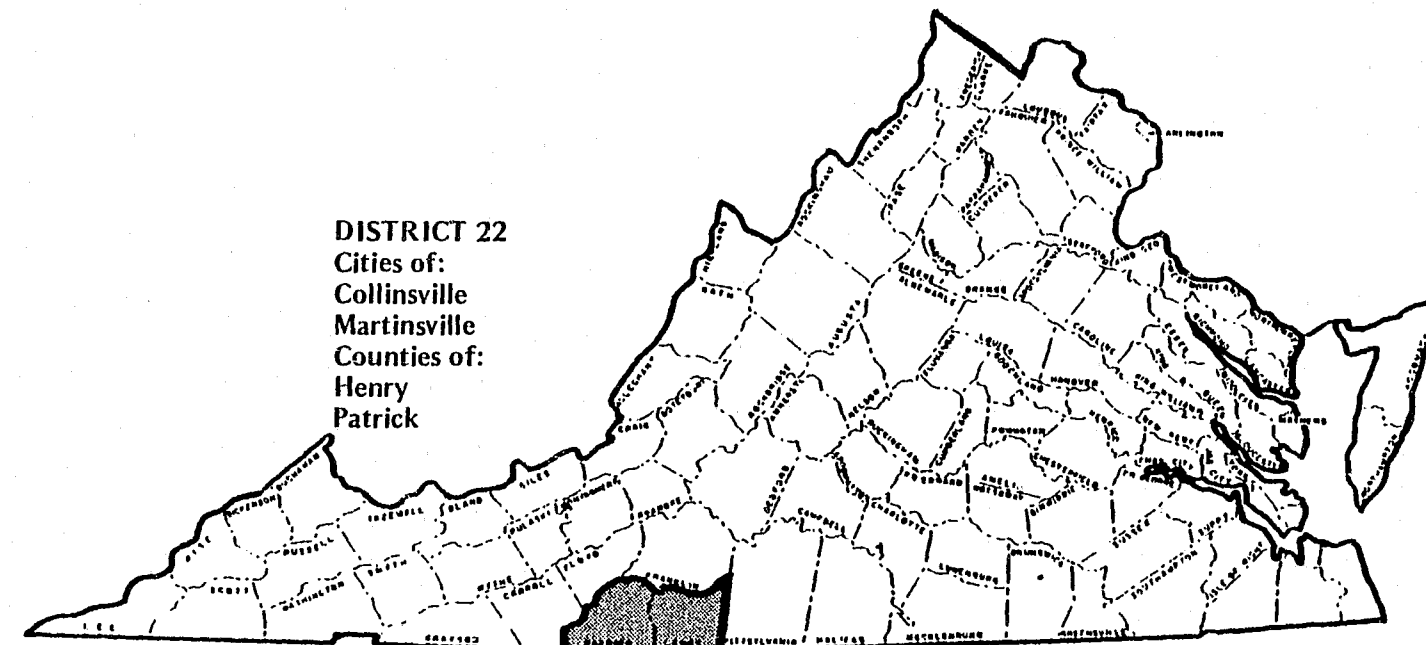
	PROBATION CASELOADS		PAROLE/PARDON CASELOADS
	Circuit Courts	District Courts	
ACTIVE CASES UNDER SUPERVISION JUNE 1980	355	23	129
CASES RECEIVED FOR SUPERVISION DURING FISCAL YEAR 1981	193	22	169
CASES REMOVED FROM SUPERVISION DURING FISCAL YEAR 1981	212	20	145
ACTIVE CASES UNDER SUPERVISION JUNE 1981	336	22	153
INVESTIGATIONS COMPLETED DURING FISCAL YEAR			
Local Court Pre and Post Sentence Reports	221		
Other Pre and Post Sentence Reports	21		
Field Reports	42		
Miscellaneous Reports	334		
TOTAL	618		



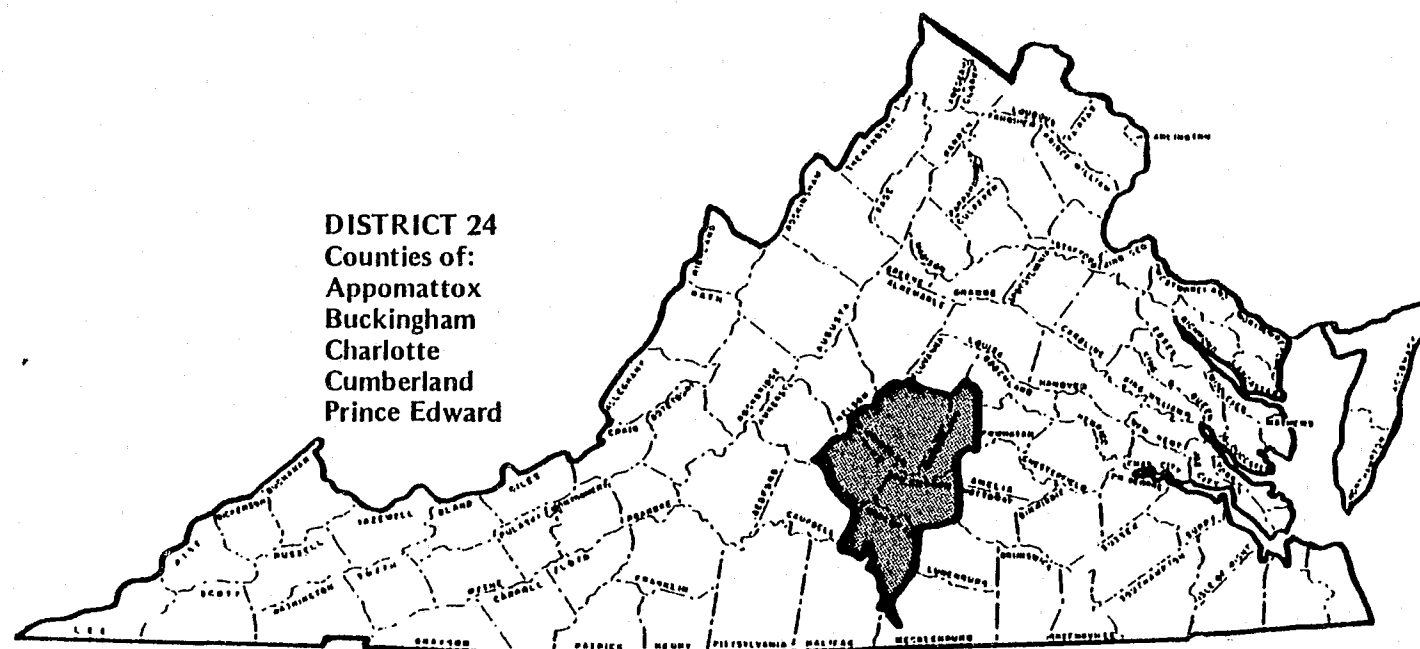
	PROBATION CASELOADS		PAROLE/PARDON CASELOADS
	Circuit Courts	District Courts	
ACTIVE CASES UNDER SUPERVISION JUNE 1980	323	45	121
CASES RECEIVED FOR SUPERVISION DURING FISCAL YEAR 1981	163	44	103
CASES REMOVED FROM SUPERVISION DURING FISCAL YEAR 1981	201	37	90
ACTIVE CASES UNDER SUPERVISION JUNE 1981	278	50	134
INVESTIGATIONS COMPLETED DURING FISCAL YEAR			
Local Court Pre and Post Sentence Reports	310		
Other Pre and Post Sentence Reports	22		
Field Reports	25		
Miscellaneous Reports	254		
TOTAL	611		



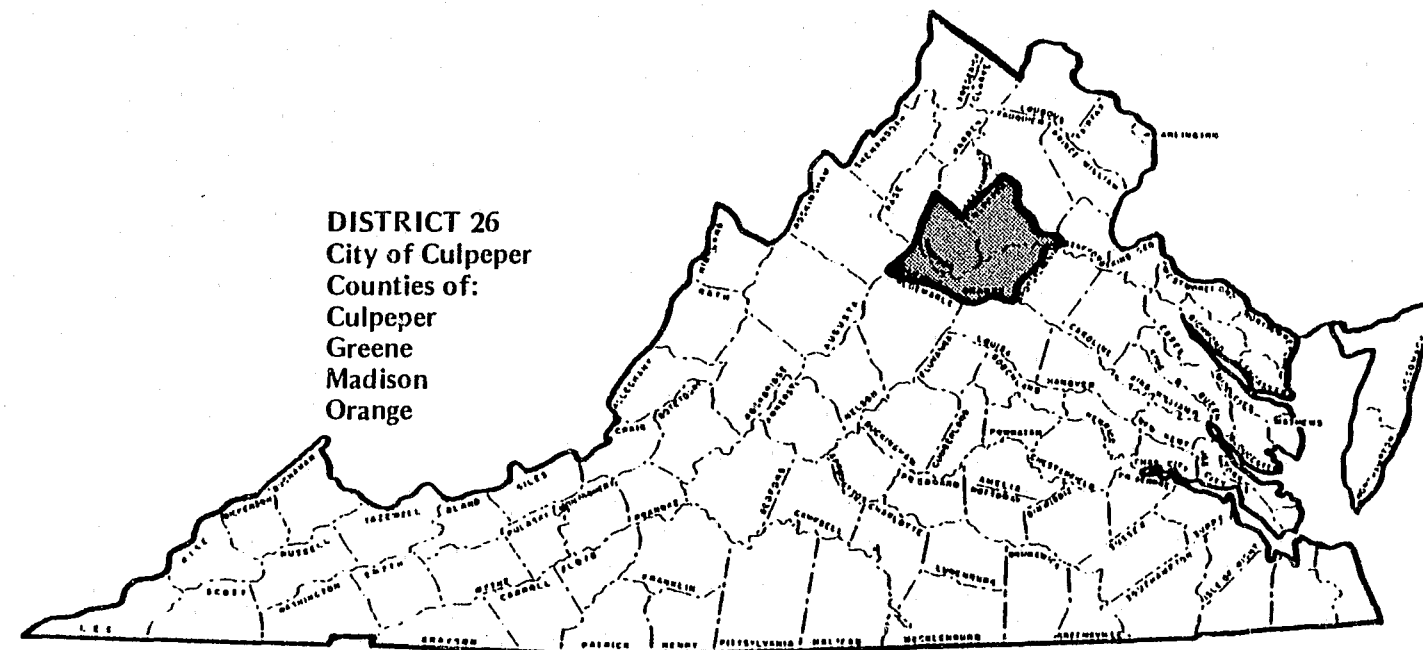
	PROBATION CASELOADS		PAROLE/PARDON CASELOADS
	Circuit Courts	District Courts	
ACTIVE CASES UNDER SUPERVISION JUNE 1980	87	3	19
CASES RECEIVED FOR SUPERVISION DURING FISCAL YEAR 1981	42	9	23
CASES REMOVED FROM SUPERVISION DURING FISCAL YEAR 1981	25	2	20
ACTIVE CASES UNDER SUPERVISION JUNE 1981	95	10	22
INVESTIGATIONS COMPLETED DURING FISCAL YEAR			
Local Court Pre and Post Sentence Reports	35		
Other Pre and Post Sentence Reports	22		
Field Reports	1		
Miscellaneous Reports	137		
TOTAL	195		



	PROBATION CASELOADS		PAROLE/PARDON CASELOADS
	Circuit Courts	District Courts	
ACTIVE CASES UNDER SUPERVISION JUNE 1980	297	33	129
CASES RECEIVED FOR SUPERVISION DURING FISCAL YEAR 1981	156	28	95
CASES REMOVED FROM SUPERVISION DURING FISCAL YEAR 1981	132	28	88
ACTIVE CASES UNDER SUPERVISION JUNE 1981	305	31	138
INVESTIGATIONS COMPLETED DURING FISCAL YEAR			
Local Court Pre and Post Sentence Reports	75		
Other Pre and Post Sentence Reports	92		
Field Reports	47		
Miscellaneous Reports	356		
TOTAL	570		

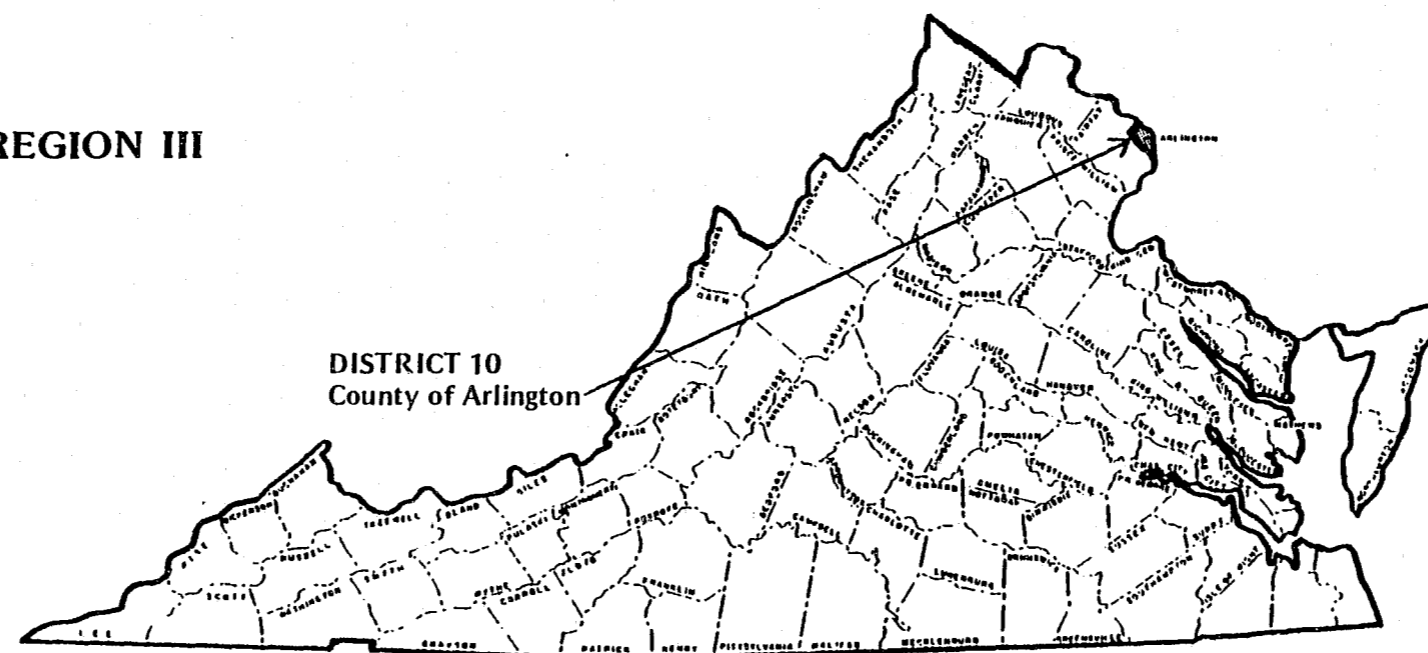


	PROBATION CASELOADS		PAROLE/PARDON CASELOADS
	Circuit Courts	District Courts	
ACTIVE CASES UNDER SUPERVISION JUNE 1980	98	17	29
CASES RECEIVED FOR SUPERVISION DURING FISCAL YEAR 1981	63	24	34
CASES REMOVED FROM SUPERVISION DURING FISCAL YEAR 1981	31	15	36
ACTIVE CASES UNDER SUPERVISION JUNE 1981	127	26	27
INVESTIGATIONS COMPLETED DURING FISCAL YEAR			
Local Court Pre and Post Sentence Reports	26		
Other Pre and Post Sentence Reports	2		
Field Reports	12		
Miscellaneous Reports	146		
TOTAL	186		

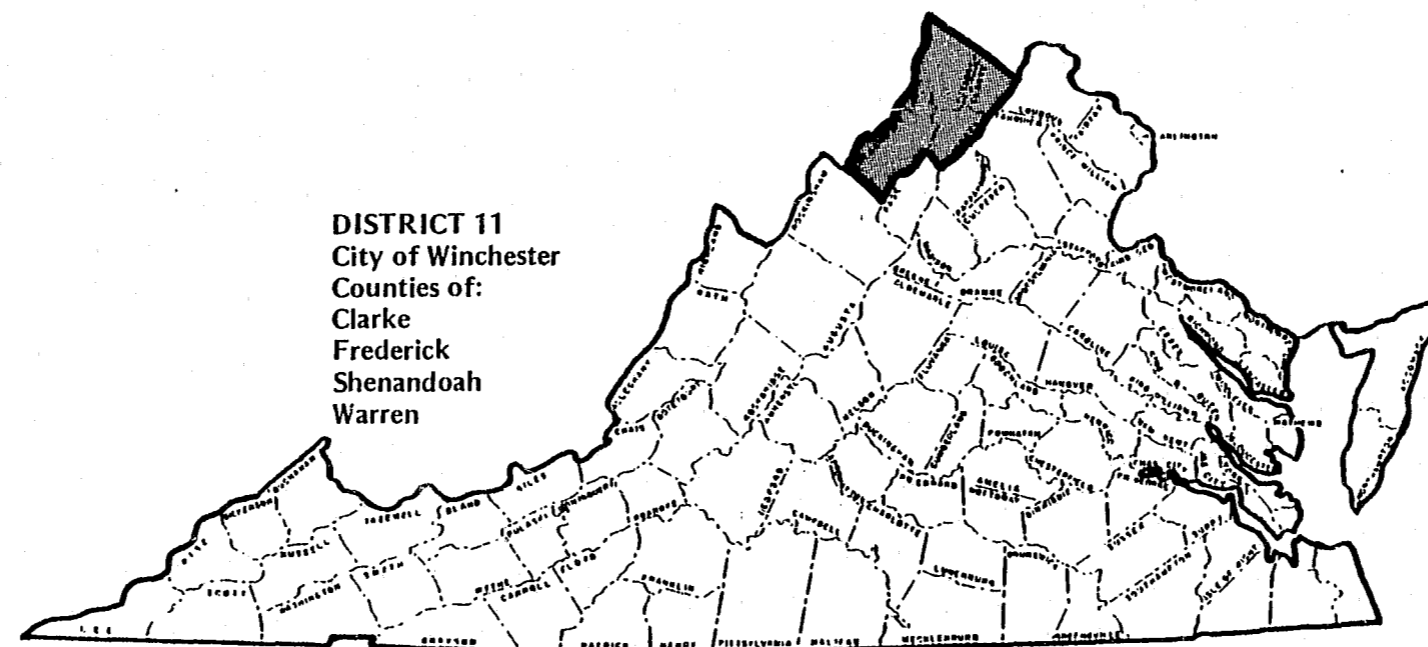


	PROBATION CASELOADS		PAROLE/PARDON CASELOADS
	Circuit Courts	District Courts	
ACTIVE CASES UNDER SUPERVISION JUNE 1980	133	1	37
CASES RECEIVED FOR SUPERVISION DURING FISCAL YEAR 1981	85	1	59
CASES REMOVED FROM SUPERVISION DURING FISCAL YEAR 1981	67	3	51
ACTIVE CASES UNDER SUPERVISION JUNE 1981	145	1	46
INVESTIGATIONS COMPLETED DURING FISCAL YEAR			
Local Court Pre and Post Sentence Reports	42		
Other Pre and Post Sentence Reports	9		
Field Reports	17		
Miscellaneous Reports	141		
TOTAL	209		

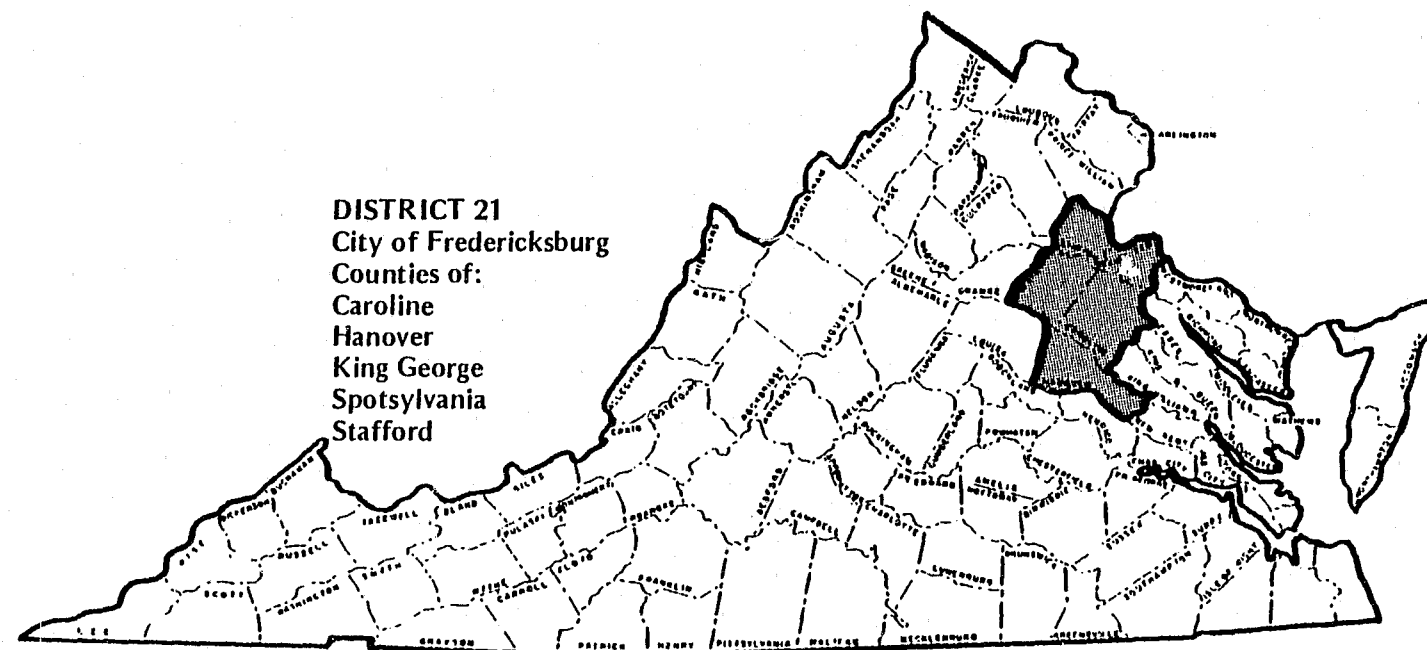
REGION III



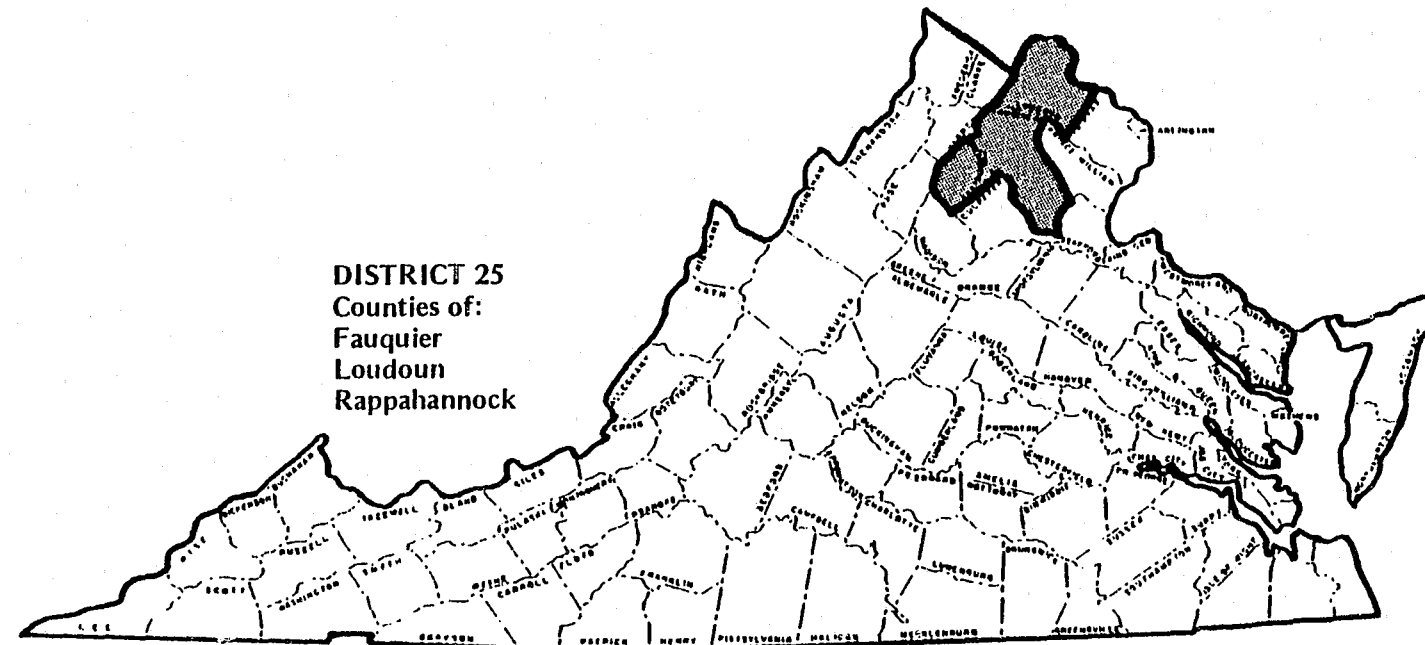
	PROBATION CASELOADS		PAROLE/PARDON CASELOADS
	Circuit Courts	District Courts	
ACTIVE CASES UNDER SUPERVISION JUNE 1980	333	81	76
CASES RECEIVED FOR SUPERVISION DURING FISCAL YEAR 1981	194	61	87
CASES REMOVED FROM SUPERVISION DURING FISCAL YEAR 1981	162	64	75
ACTIVE CASES UNDER SUPERVISION JUNE 1981	341	70	88
INVESTIGATIONS COMPLETED DURING FISCAL YEAR			
Local Court Pre and Post Sentence Reports	371		
Other Pre and Post Sentence Reports	11		
Field Reports	14		
Miscellaneous Reports	259		
TOTAL	655		



	PROBATION CASELOADS		PAROLE/PARDON CASELOADS
	Circuit Courts	District Courts	
ACTIVE CASES UNDER SUPERVISION JUNE 1980	291	6	56
CASES RECEIVED FOR SUPERVISION DURING FISCAL YEAR 1981	113	6	53
CASES REMOVED FROM SUPERVISION DURING FISCAL YEAR 1981	137	1	54
ACTIVE CASES UNDER SUPERVISION JUNE 1981	268	9	55
INVESTIGATIONS COMPLETED DURING FISCAL YEAR			
Local Court Pre and Post Sentence Reports	123		
Other Pre and Post Sentence Reports	18		
Field Reports	26		
Miscellaneous Reports	202		
TOTAL	369		

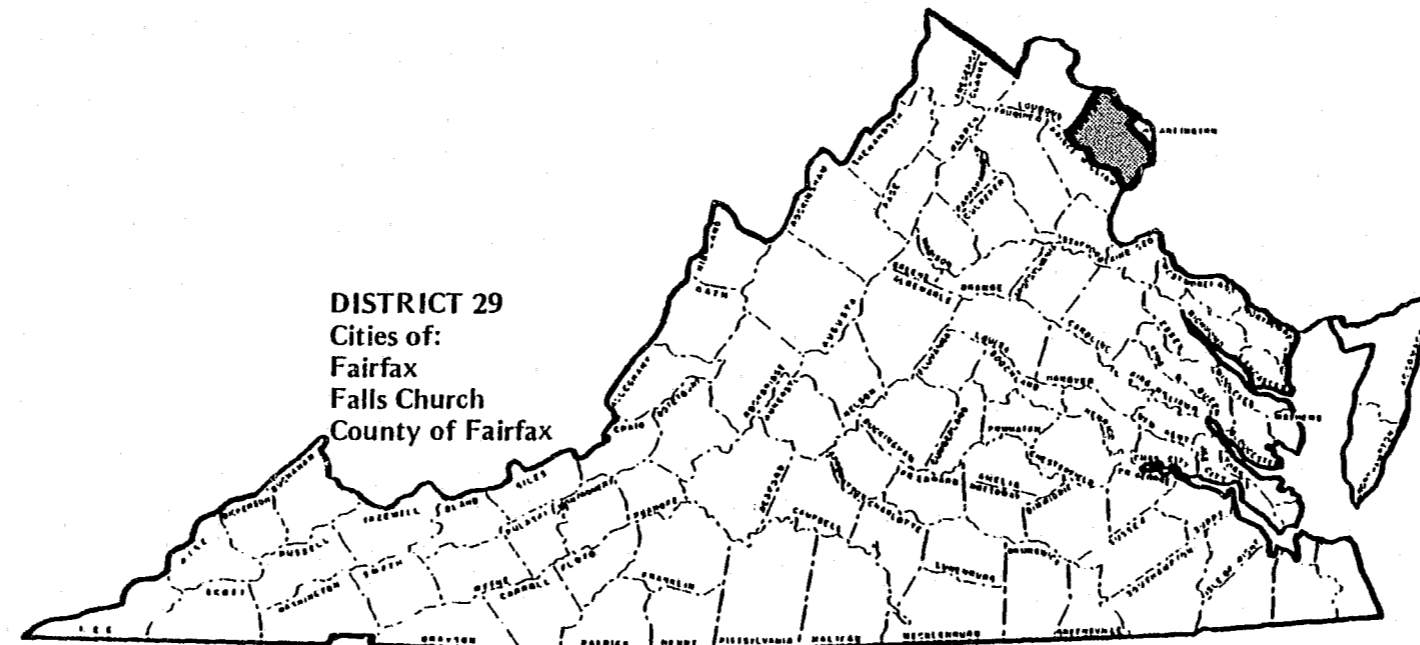


	PROBATION CASELOADS		PAROLE/PARDON CASELOADS
	Circuit Courts	District Courts	
ACTIVE CASES UNDER SUPERVISION JUNE 1980	154	19	87
CASES RECEIVED FOR SUPERVISION DURING FISCAL YEAR 1981	117	7	101
CASES REMOVED FROM SUPERVISION DURING FISCAL YEAR 1981	92	19	100
ACTIVE CASES UNDER SUPERVISION JUNE 1981	177	8	86
INVESTIGATIONS COMPLETED DURING FISCAL YEAR			
Local Court Pre and Post Sentence Reports	88		
Other Pre and Post Sentence Reports	12		
Field Reports	27		
Miscellaneous Reports	295		
TOTAL	422		



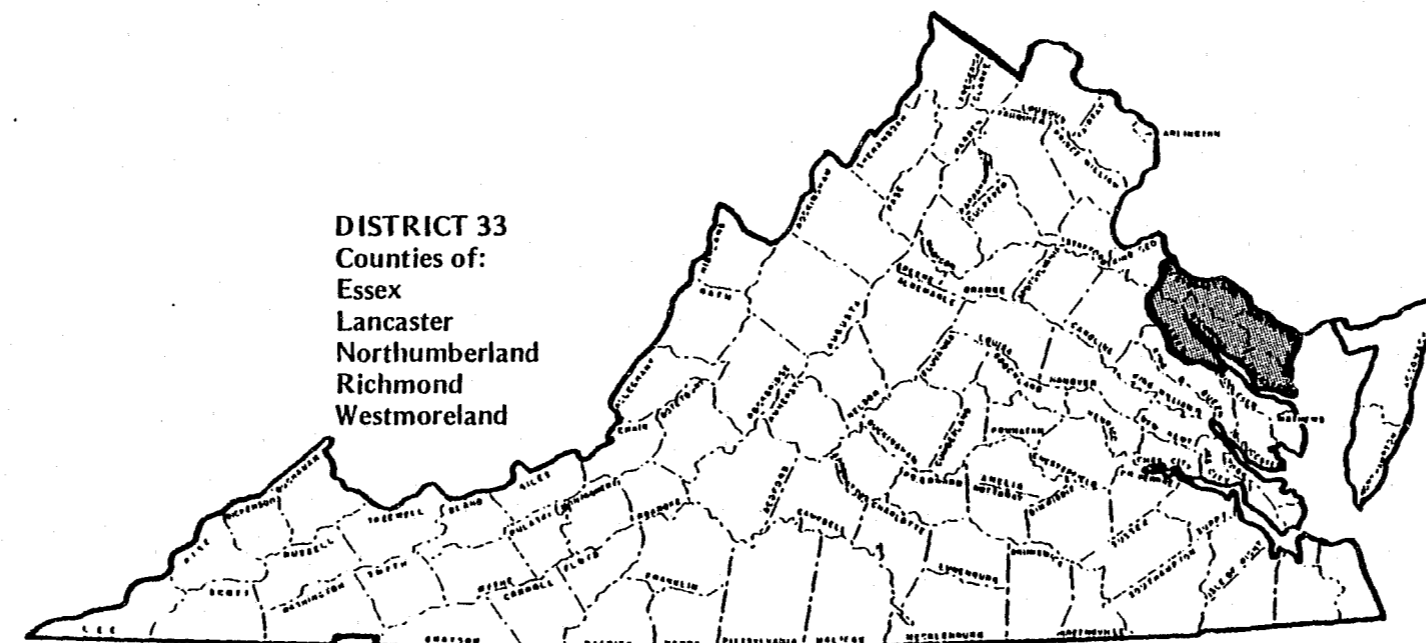
DISTRICT 25
Counties of:
Fauquier
Loudoun
Rappahannock

	PROBATION CASELOADS		PAROLE/PARDON CASELOADS
	Circuit Courts	District Courts	
ACTIVE CASES UNDER SUPERVISION JUNE 1980	152	24	31
CASES RECEIVED FOR SUPERVISION DURING FISCAL YEAR 1981	87	33	37
CASES REMOVED FROM SUPERVISION DURING FISCAL YEAR 1981	61	17	34
ACTIVE CASES UNDER SUPERVISION JUNE 1981	166	39	34
INVESTIGATIONS COMPLETED DURING FISCAL YEAR			
Local Court Pre and Post Sentence Reports	91		
Other Pre and Post Sentence Reports	30		
Field Reports	10		
Miscellaneous Reports	179		
TOTAL	310		

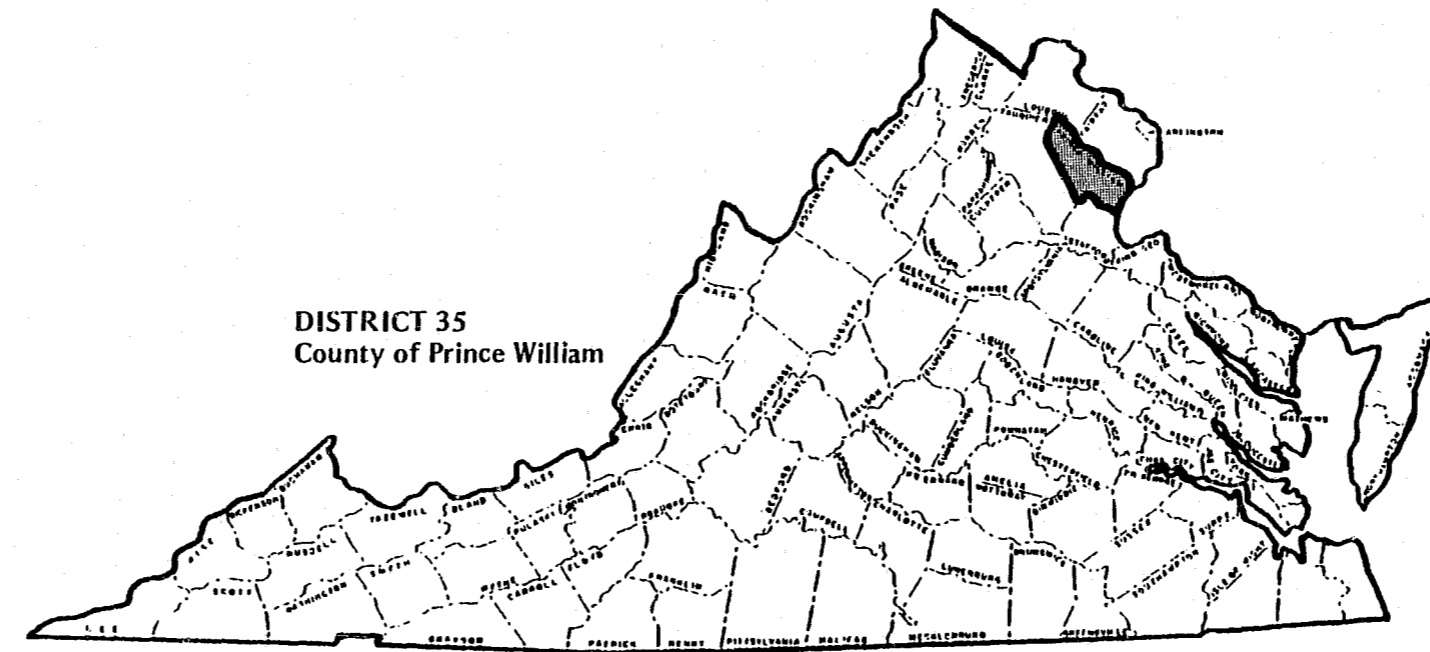


DISTRICT 29
 Cities of:
 Fairfax
 Falls Church
 County of Fairfax

	PROBATION CASELOADS		PAROLE/PARDON CASELOADS
	Circuit Courts	District Courts	
ACTIVE CASES UNDER SUPERVISION JUNE 1980	650	146	147
CASES RECEIVED FOR SUPERVISION DURING FISCAL YEAR 1981	411	160	229
CASES REMOVED FROM SUPERVISION DURING FISCAL YEAR 1981	293	131	196
ACTIVE CASES UNDER SUPERVISION JUNE 1981	727	178	180
INVESTIGATIONS COMPLETED DURING FISCAL YEAR			
Local Court Pre and Post Sentence Reports	757		
Other Pre and Post Sentence Reports	105		
Field Reports	20		
Miscellaneous Reports	861		
TOTAL	1,743		

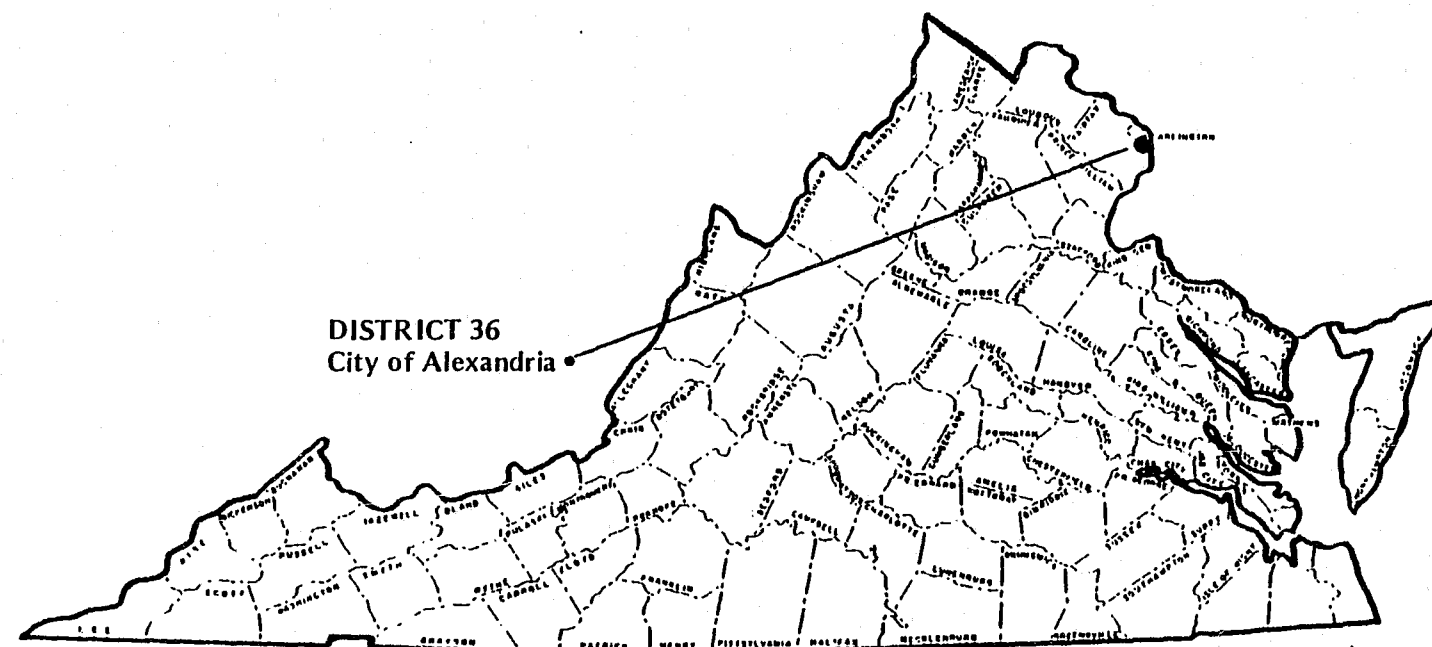


	PROBATION CASELOADS		PAROLE/PARDON CASELOADS
	Circuit Courts	District Courts	
ACTIVE CASES UNDER SUPERVISION JUNE 1980	44	4	29
CASES RECEIVED FOR SUPERVISION DURING FISCAL YEAR 1981	24	0	28
CASES REMOVED FROM SUPERVISION DURING FISCAL YEAR 1981	15	3	28
ACTIVE CASES UNDER SUPERVISION JUNE 1981	48	1	29
INVESTIGATIONS COMPLETED DURING FISCAL YEAR			
Local Court Pre and Post Sentence Reports	25		
Other Pre and Post Sentence Reports	1		
Field Reports	8		
Miscellaneous Reports	65		
TOTAL	99		

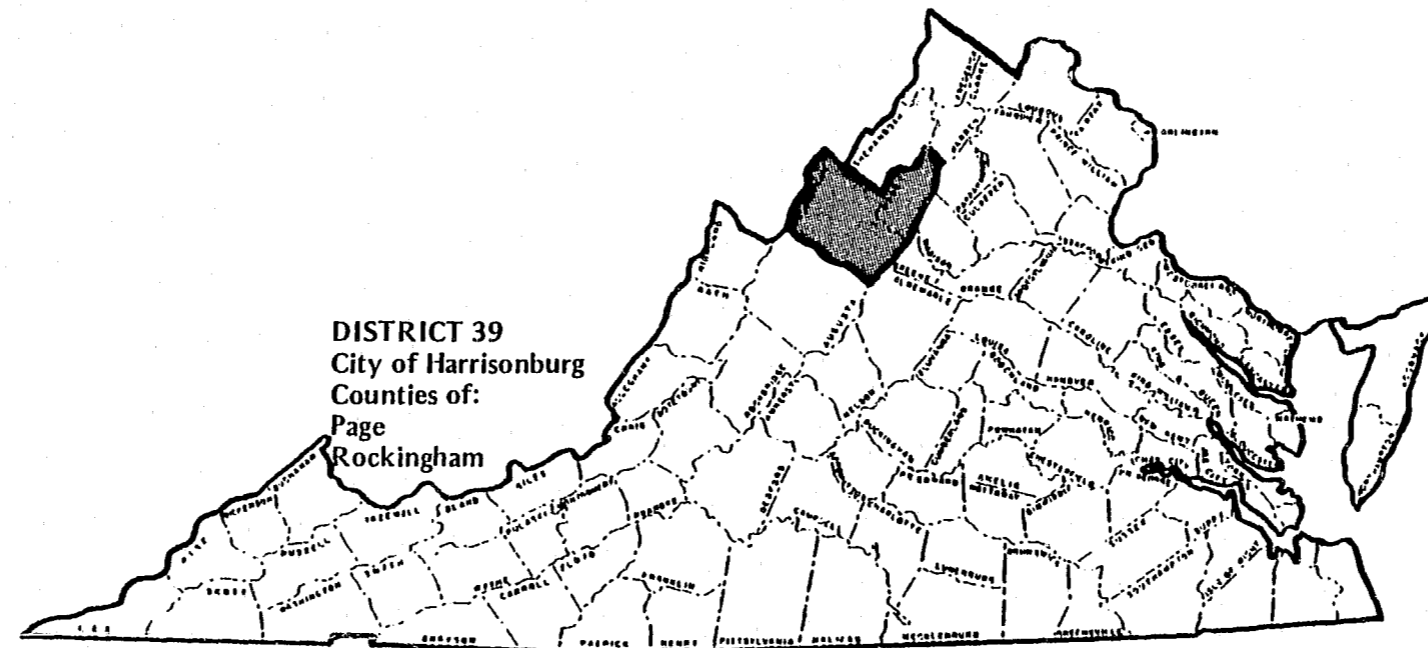


	PROBATION CASELOADS		PAROLE/PARDON CASELOADS
	Circuit Courts	District Courts	
ACTIVE CASES UNDER SUPERVISION JUNE 1980	306	14	72
CASES RECEIVED FOR SUPERVISION DURING FISCAL YEAR 1981	181	27	77
CASES REMOVED FROM SUPERVISION DURING FISCAL YEAR 1981	111	12	73
ACTIVE CASES UNDER SUPERVISION JUNE 1981	356	26	76
INVESTIGATIONS COMPLETED DURING FISCAL YEAR			
Local Court Pre and Post Sentence Reports	255		
Other Pre and Post Sentence Reports	33		
Field Reports	4		
Miscellaneous Reports	235		
TOTAL	527		

NOTE: The Cities of Manassas and Manassas Park are served by Prince William County.



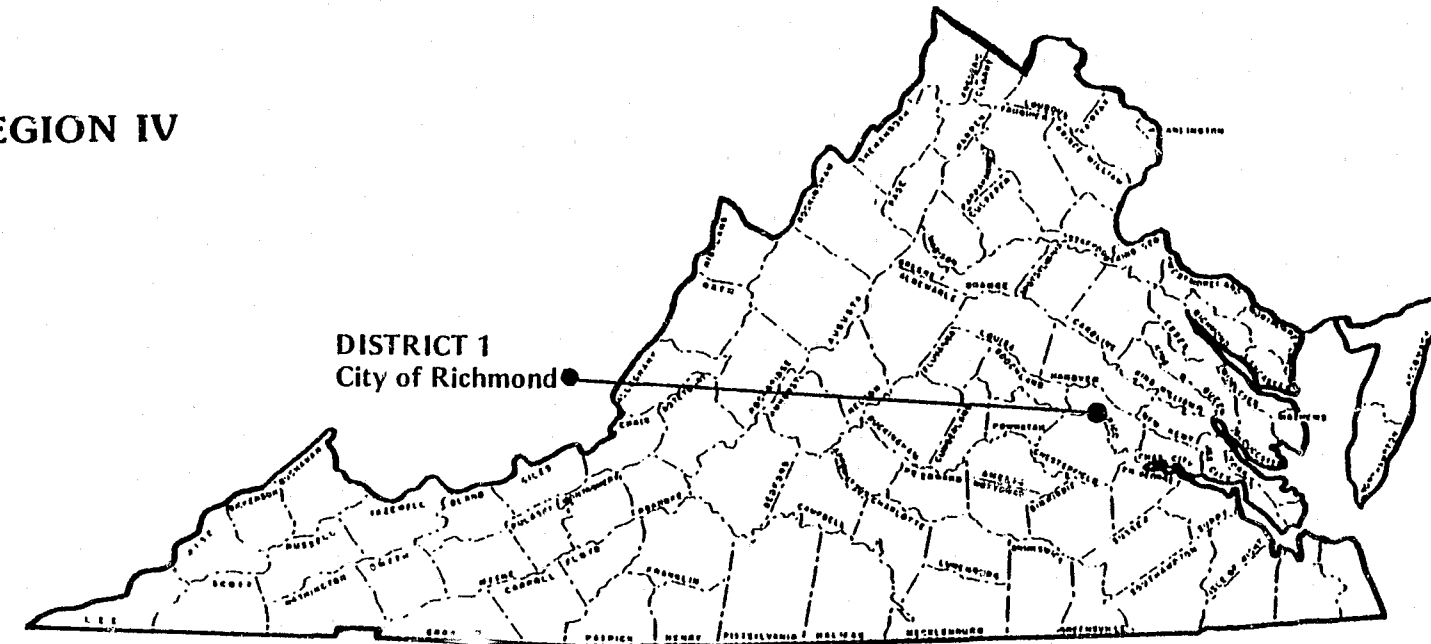
	PROBATION CASELOADS		PAROLE/PARDON CASELOADS
	Circuit Courts	District Courts	
ACTIVE CASES UNDER SUPERVISION JUNE 1980	265	30	85
CASES RECEIVED FOR SUPERVISION DURING FISCAL YEAR 1981	184	10	99
CASES REMOVED FROM SUPERVISION DURING FISCAL YEAR 1981	122	16	110
ACTIVE CASES UNDER SUPERVISION JUNE 1981	329	21	74
INVESTIGATIONS COMPLETED DURING FISCAL YEAR			
Local Court Pre and Post Sentence Reports	249		
Other Pre and Post Sentence Reports	15		
Field Reports	16		
Miscellaneous Reports	291		
TOTAL	571		



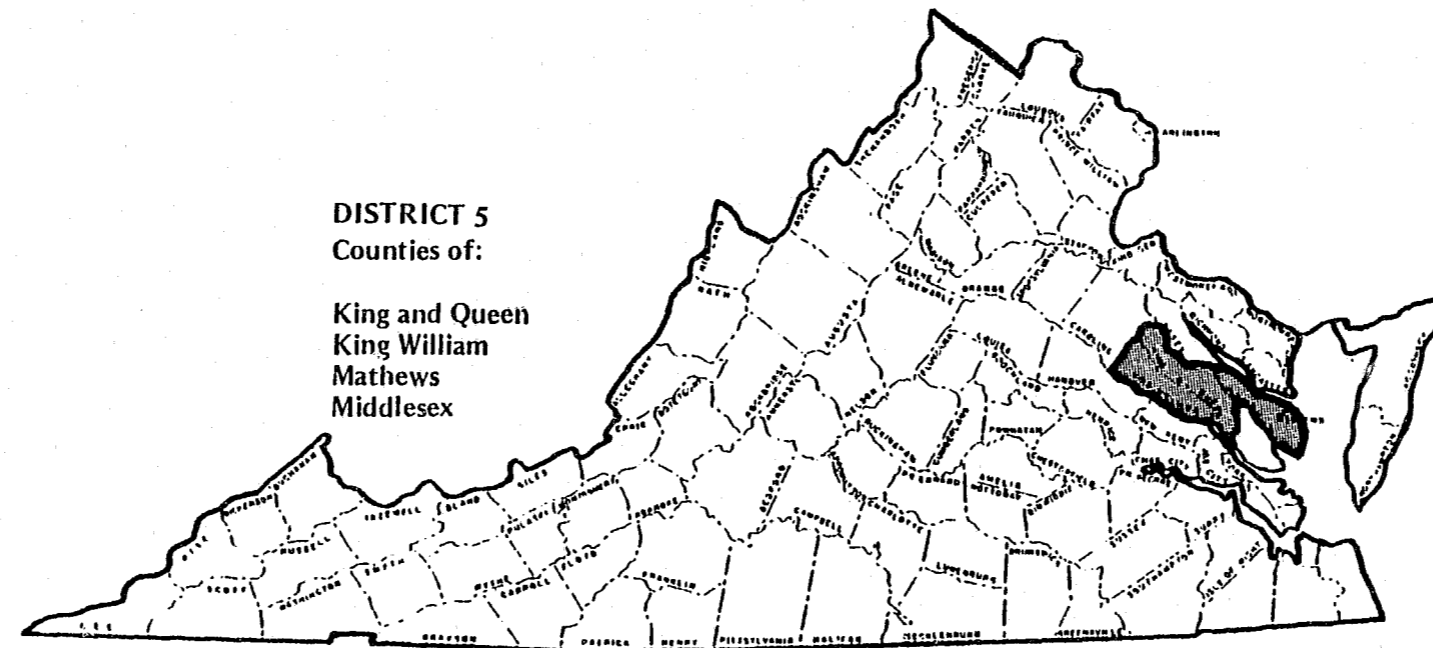
	PROBATION CASELOADS		PAROLE/PARDON CASELOADS
	Circuit Courts	District Courts	
ACTIVE CASES UNDER SUPERVISION JUNE 1980	142	5	52
CASES RECEIVED FOR SUPERVISION DURING FISCAL YEAR 1981	70	76	40
CASES REMOVED FROM SUPERVISION DURING FISCAL YEAR 1981	54	12	50
ACTIVE CASES UNDER SUPERVISION JUNE 1981	155	70	42
INVESTIGATIONS COMPLETED DURING FISCAL YEAR			
Local Court Pre and Post Sentence Reports	80		
Other Pre and Post Sentence Reports	9		
Field Reports	5		
Miscellaneous Reports	146		
TOTAL	240		

NOTE: The City of Lexington
is served by Rockingham County.

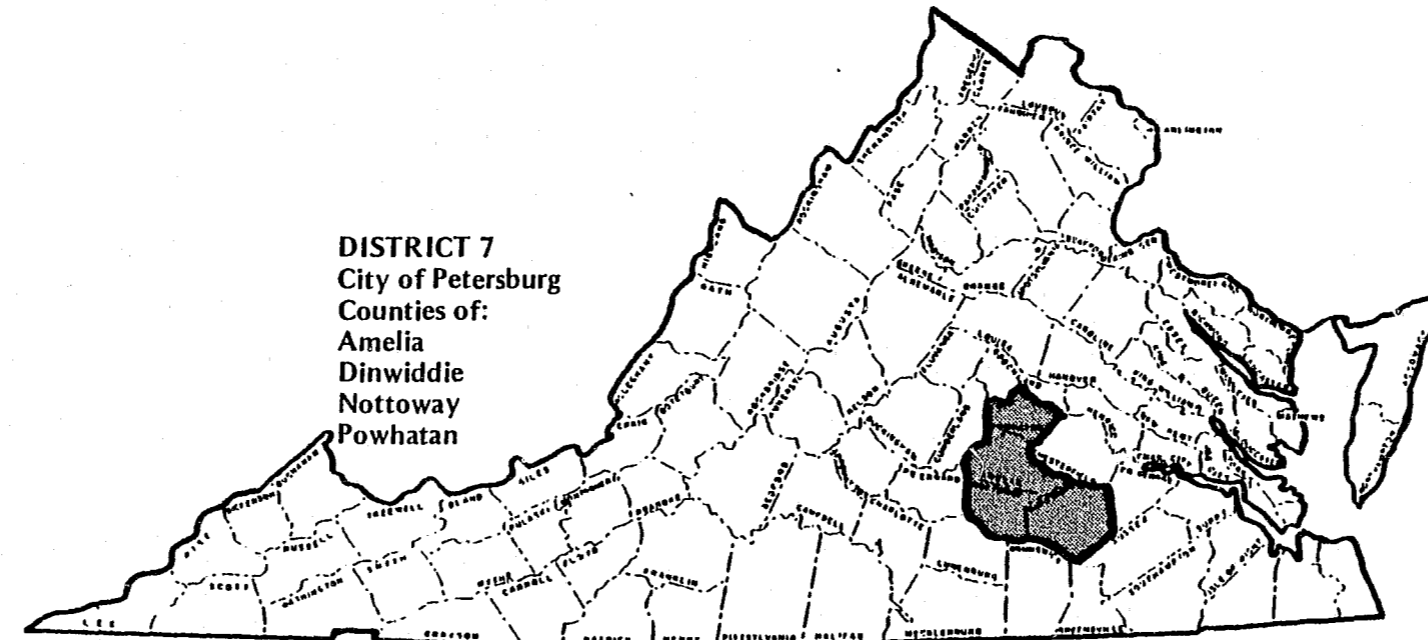
REGION IV



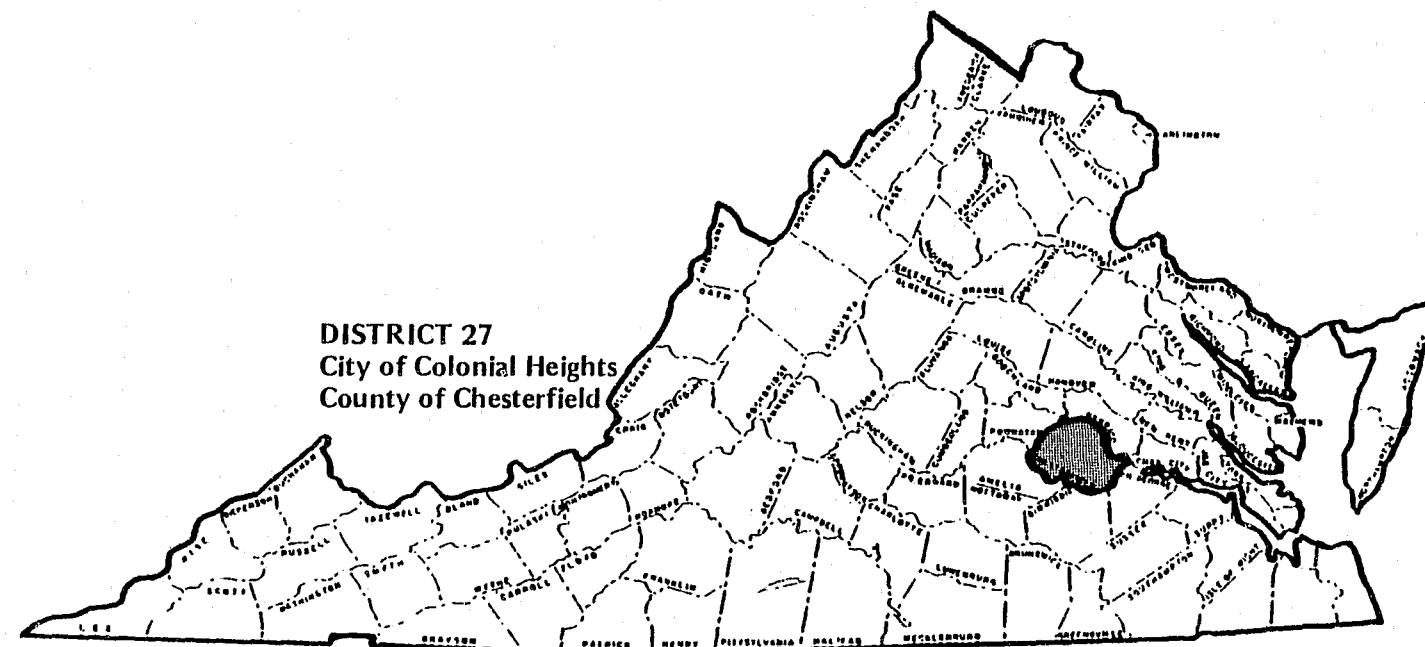
	PROBATION CASELOADS		PAROLE/PARDON CASELOADS
	Circuit Courts	District Courts	
ACTIVE CASES UNDER SUPERVISION JUNE 1980	645	9	558
CASES RECEIVED FOR SUPERVISION DURING FISCAL YEAR 1981	461	5	541
CASES REMOVED FROM SUPERVISION DURING FISCAL YEAR 1981	357	9	434
ACTIVE CASES UNDER SUPERVISION JUNE 1981	744	5	666
INVESTIGATIONS COMPLETED DURING FISCAL YEAR			
Local Court Pre and Post Sentence Reports	423		
Other Pre and Post Sentence Reports	46		
Field Reports	136		
Miscellaneous Reports	1,305		
TOTAL	1,910		



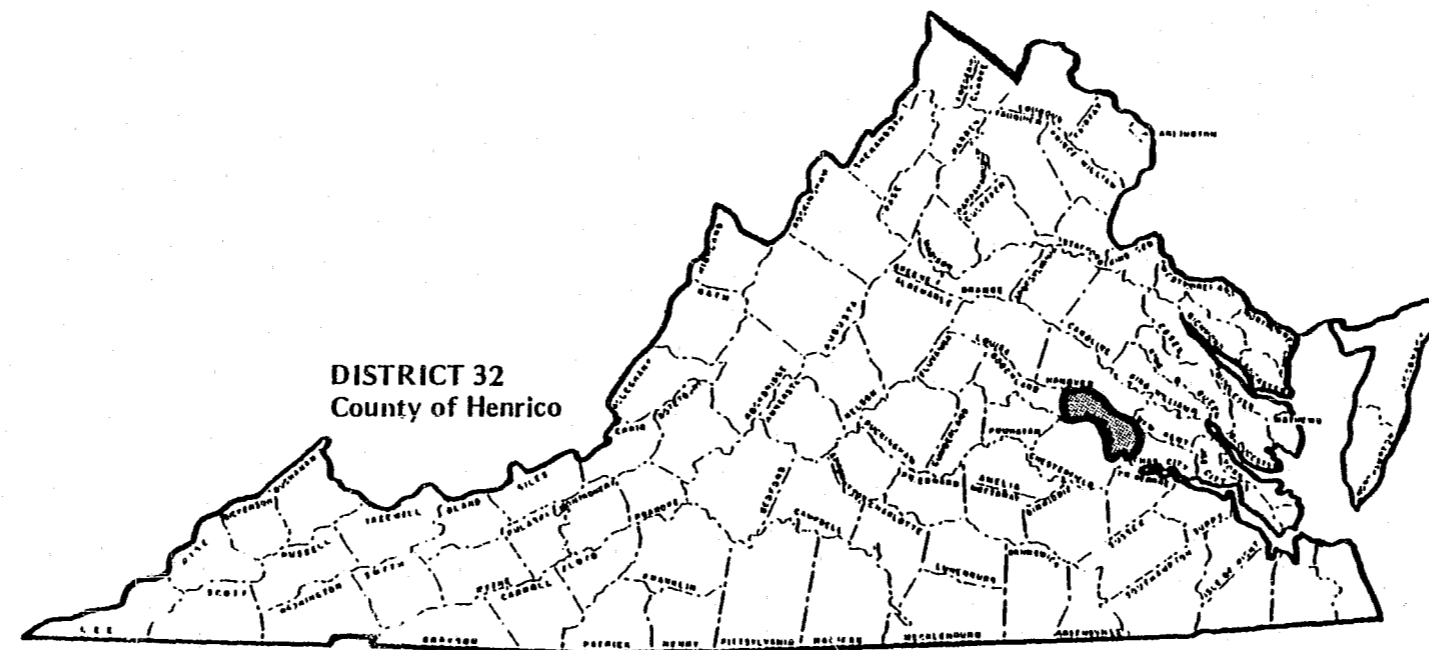
	PROBATION CASELOADS		PAROLE/PARDON CASELOADS
	Circuit Courts	District Courts	
ACTIVE CASES UNDER SUPERVISION JUNE 1980	42	2	14
CASES RECEIVED FOR SUPERVISION DURING FISCAL YEAR 1981	19	1	11
CASES REMOVED FROM SUPERVISION DURING FISCAL YEAR 1981	16	0	18
ACTIVE CASES UNDER SUPERVISION JUNE 1981	29	1	7
INVESTIGATIONS COMPLETED DURING FISCAL YEAR			
Local Court Pre and Post Sentence Reports	32		
Other Pre and Post Sentence Reports	3		
Field Reports	3		
Miscellaneous Reports	55		
TOTAL	93		



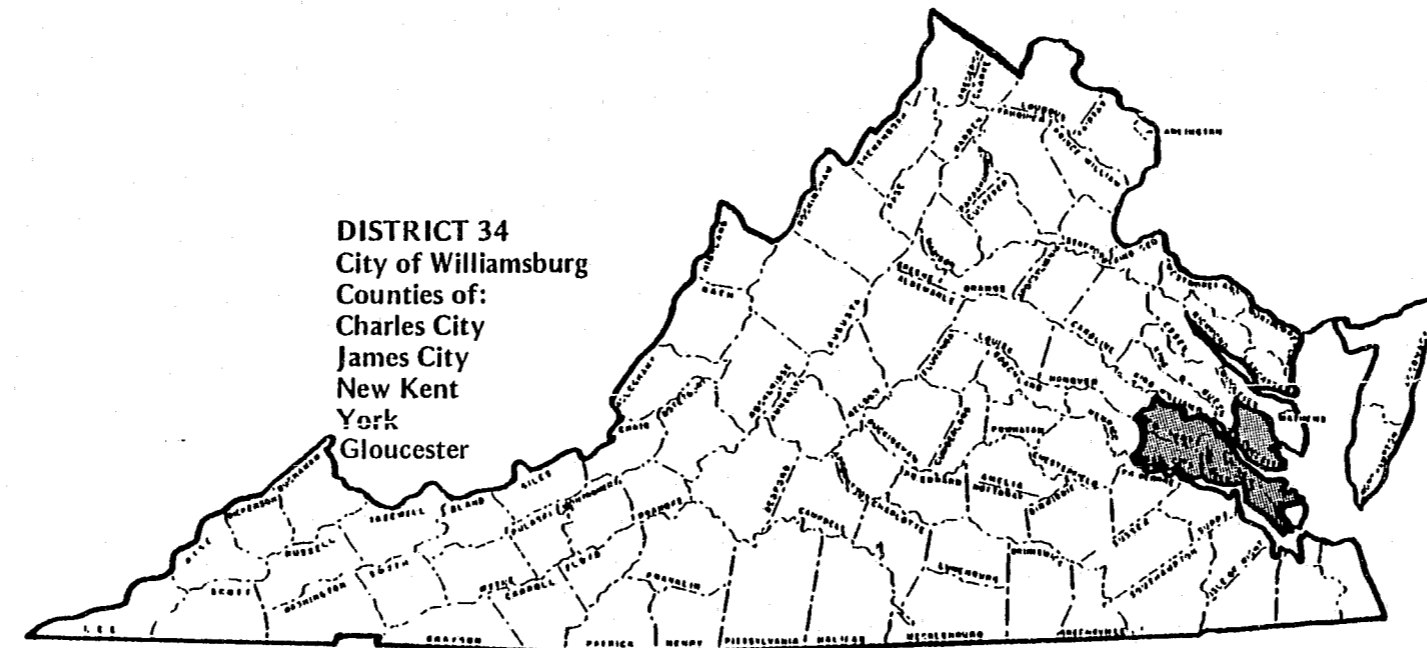
	PROBATION CASELOADS		PAROLE/PARDON CASELOADS
	Circuit Courts	District Courts	
ACTIVE CASES UNDER SUPERVISION JUNE 1980	158	3	88
CASES RECEIVED FOR SUPERVISION DURING FISCAL YEAR 1981	103	3	105
CASES REMOVED FROM SUPERVISION DURING FISCAL YEAR 1981	95	3	85
ACTIVE CASES UNDER SUPERVISION JUNE 1981	173	4	107
INVESTIGATIONS COMPLETED DURING FISCAL YEAR			
Local Court Pre and Post Sentence Reports	279		
Other Pre and Post Sentence Reports	32		
Field Reports	9		
Miscellaneous Reports	267		
TOTAL	587		



	PROBATION CASELOADS		PAROLE/PARDON CASELOADS
	Circuit Courts	District Courts	
ACTIVE CASES UNDER SUPERVISION JUNE 1980	139	34	65
CASES RECEIVED FOR SUPERVISION DURING FISCAL YEAR 1981	96	32	67
CASES REMOVED FROM SUPERVISION DURING FISCAL YEAR 1981	71	36	64
ACTIVE CASES UNDER SUPERVISION JUNE 1981	183	31	67
INVESTIGATIONS COMPLETED DURING FISCAL YEAR			
Local Court Pre and Post Sentence Reports	517		
Other Pre and Post Sentence Reports	25		
Field Reports	4		
Miscellaneous Reports	431		
TOTAL	977		



	PROBATION CASELOADS		PAROLE/PARDON CASELOADS
	Circuit Courts	District Courts	
ACTIVE CASES UNDER SUPERVISION JUNE 1980	377	15	121
CASES RECEIVED FOR SUPERVISION DURING FISCAL YEAR 1981	141	7	80
CASES REMOVED FROM SUPERVISION DURING FISCAL YEAR 1981	161	6	87
ACTIVE CASES UNDER SUPERVISION JUNE 1981	349	10	106
INVESTIGATIONS COMPLETED DURING FISCAL YEAR			
Local Court Pre and Post Sentence Reports	255		
Other Pre and Post Sentence Reports	7		
Field Reports	6		
Miscellaneous Reports	217		
TOTAL	485		



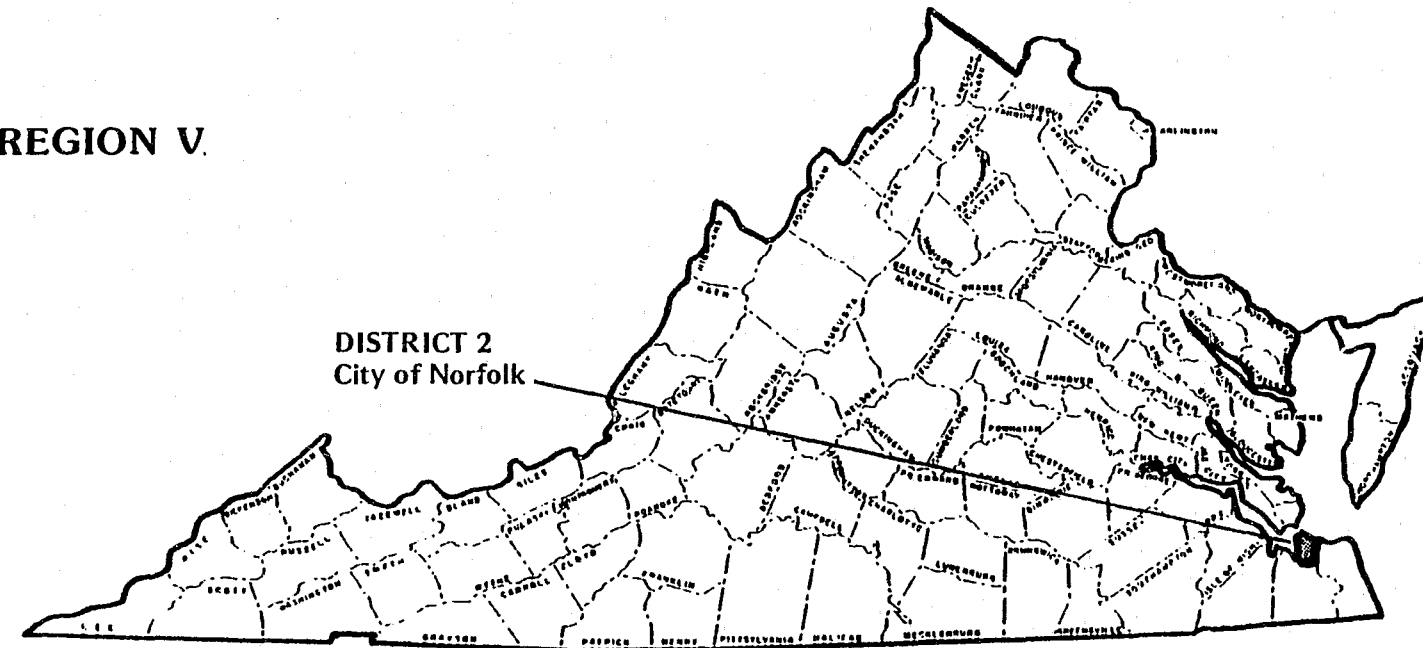
	PROBATION CASELOADS		PAROLE/PARDON CASELOADS
	Circuit Courts	District Courts	
ACTIVE CASES UNDER SUPERVISION JUNE 1980	125	10	36
CASES RECEIVED FOR SUPERVISION DURING FISCAL YEAR 1981	66	7	44
CASES REMOVED FROM SUPERVISION DURING FISCAL YEAR 1981	76	8	27
ACTIVE CASES UNDER SUPERVISION JUNE 1981	134	10	53
INVESTIGATIONS COMPLETED DURING FISCAL YEAR			
Local Court Pre and Post Sentence Reports	111		
Other Pre and Post Sentence Reports	3		
Field Reports	6		
Miscellaneous Reports	191		
TOTAL	311		

NOTE: The City of Poquoson is served by York County.

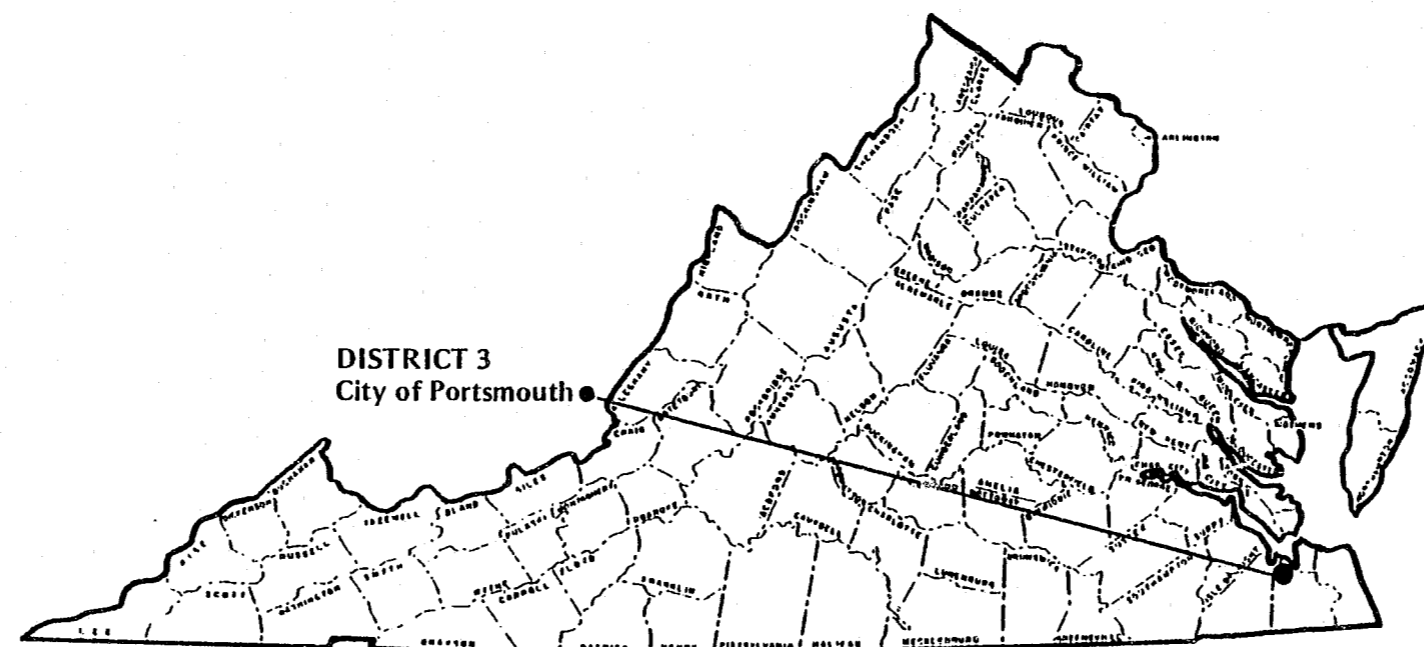
CONTINUED

1 OF 2

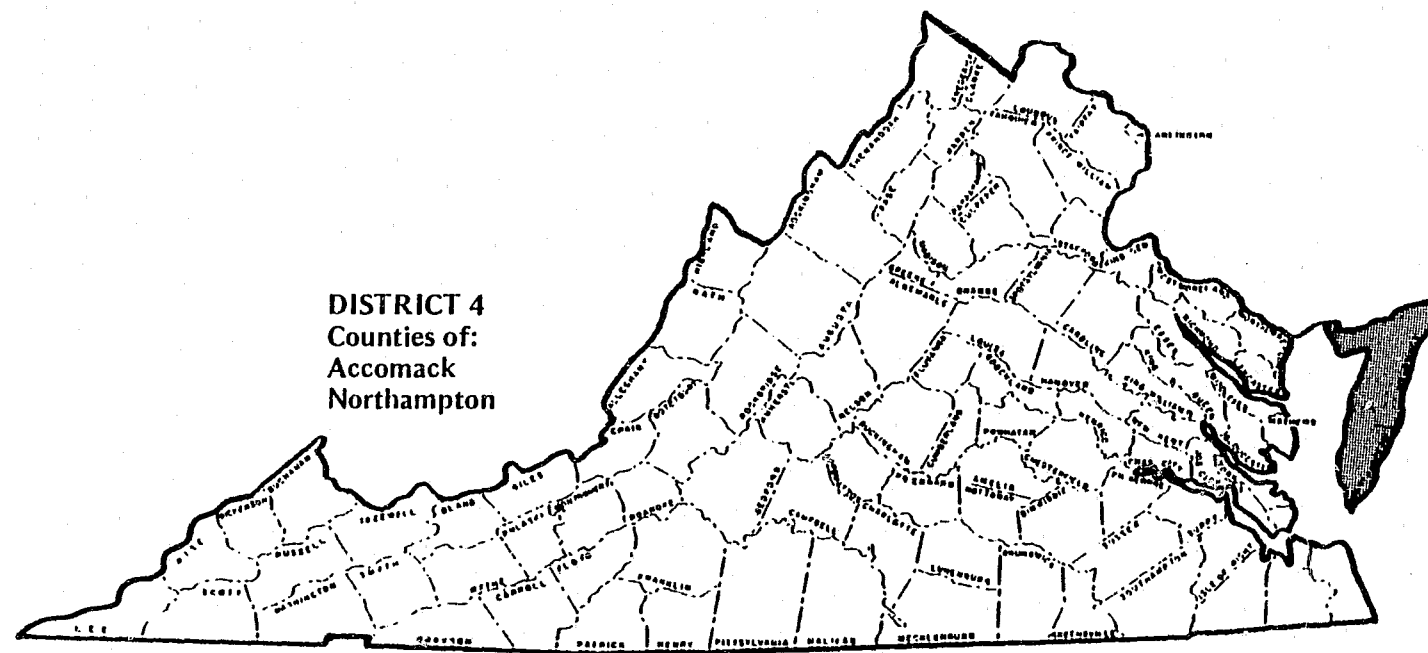
REGION V.



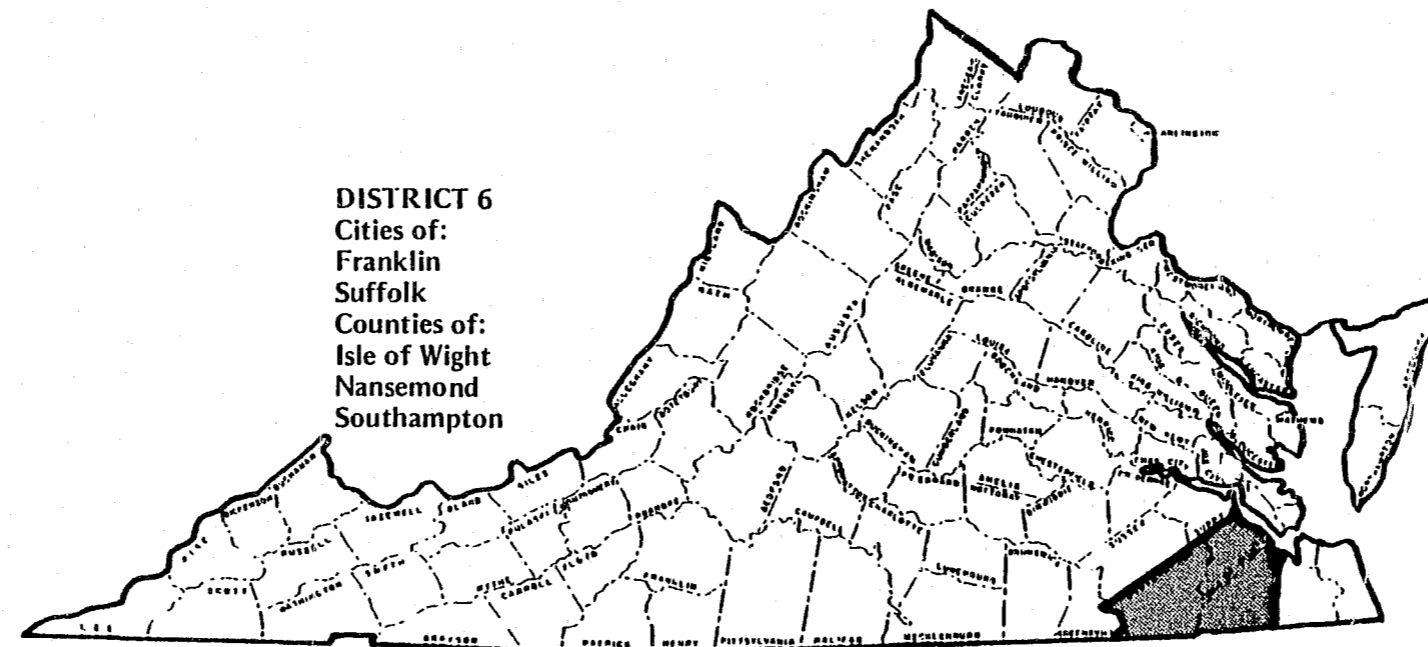
	PROBATION CASELOADS		PAROLE/PARDON CASELOADS
	Circuit Courts	District Courts	
ACTIVE CASES UNDER SUPERVISION JUNE 1980	827	2	277
CASES RECEIVED FOR SUPERVISION DURING FISCAL YEAR 1981	470	3	306
CASES REMOVED FROM SUPERVISION DURING FISCAL YEAR 1981	419	8	264
ACTIVE CASES UNDER SUPERVISION JUNE 1981	825	0	320
INVESTIGATIONS COMPLETED DURING FISCAL YEAR			
Local Court Pre and Post Sentence Reports	834		
Other Pre and Post Sentence Reports	135		
Field Reports	53		
Miscellaneous Reports	811		
TOTAL	1,833		



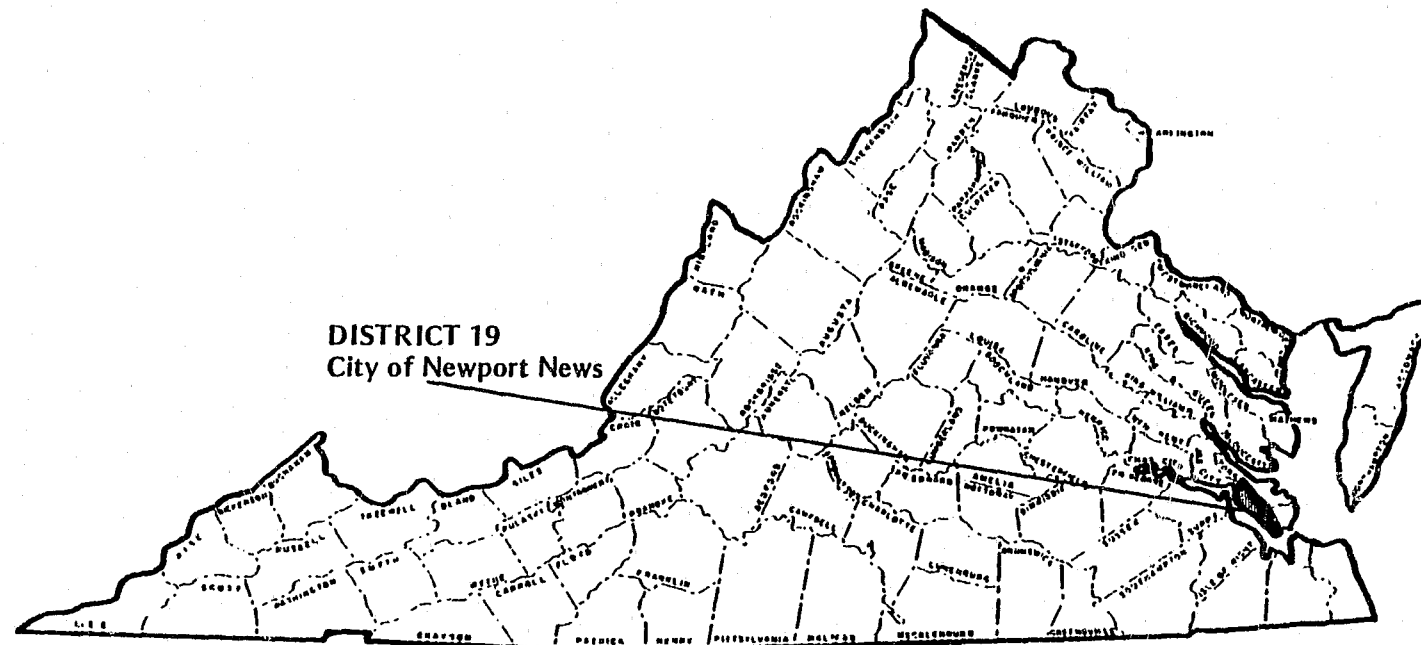
	PROBATION CASELOADS		PAROLE/PARDON CASELOADS
	Circuit Courts	District Courts	
ACTIVE CASES UNDER SUPERVISION JUNE 1980	320	3	133
CASES RECEIVED FOR SUPERVISION DURING FISCAL YEAR 1981	203	258	180
CASES REMOVED FROM SUPERVISION DURING FISCAL YEAR 1981	171	125	128
ACTIVE CASES UNDER SUPERVISION JUNE 1981	349	220	185
INVESTIGATIONS COMPLETED DURING FISCAL YEAR			
Local Court Pre and Post Sentence Reports	420		
Other Pre and Post Sentence Reports	38		
Field Reports	11		
Miscellaneous Reports	344		
TOTAL	813		



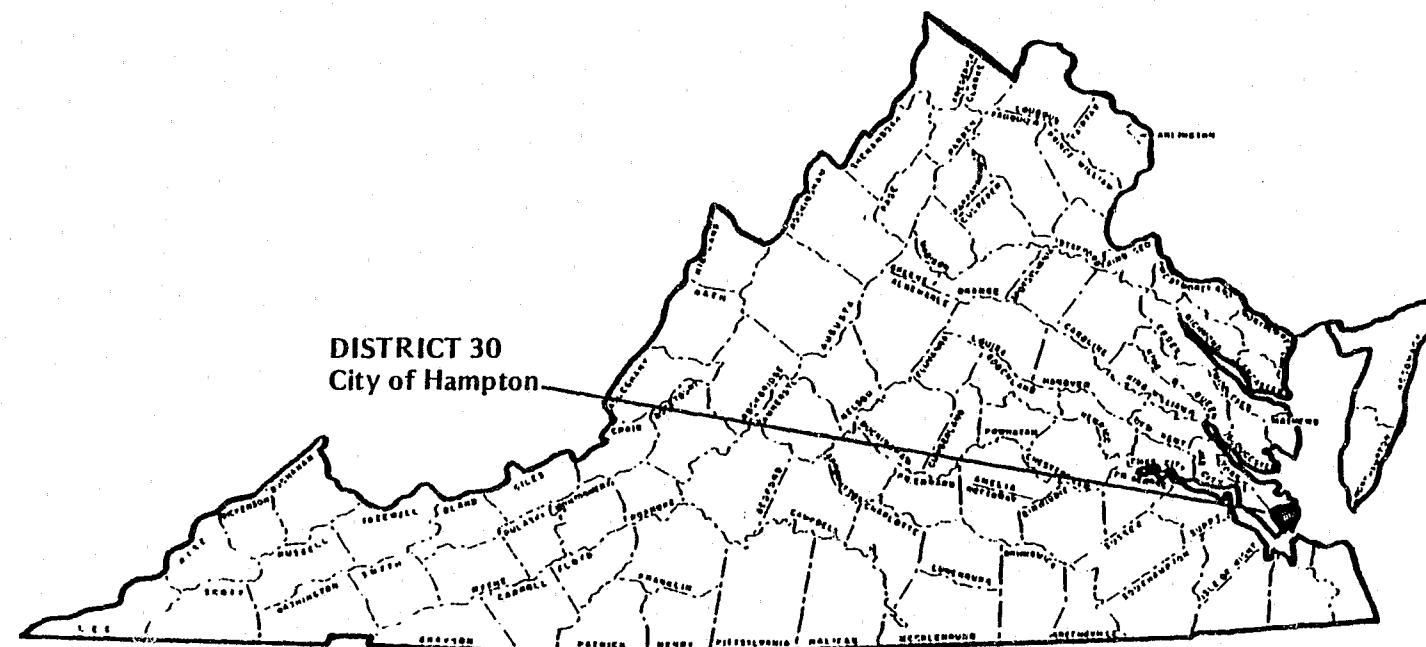
	PROBATION CASELOADS		PAROLE/PARDON CASELOADS
	Circuit Courts	District Courts	
ACTIVE CASES UNDER SUPERVISION JUNE 1980	83	7	35
CASES RECEIVED FOR SUPERVISION DURING FISCAL YEAR 1981	48	19	36
CASES REMOVED FROM SUPERVISION DURING FISCAL YEAR 1981	33	6	23
ACTIVE CASES UNDER SUPERVISION JUNE 1981	95	20	48
INVESTIGATIONS COMPLETED DURING FISCAL YEAR			
Local Court Pre and Post Sentence Reports	43		
Other Pre and Post Sentence Reports	32		
Field Reports	0		
Miscellaneous Reports	98		
TOTAL	173		



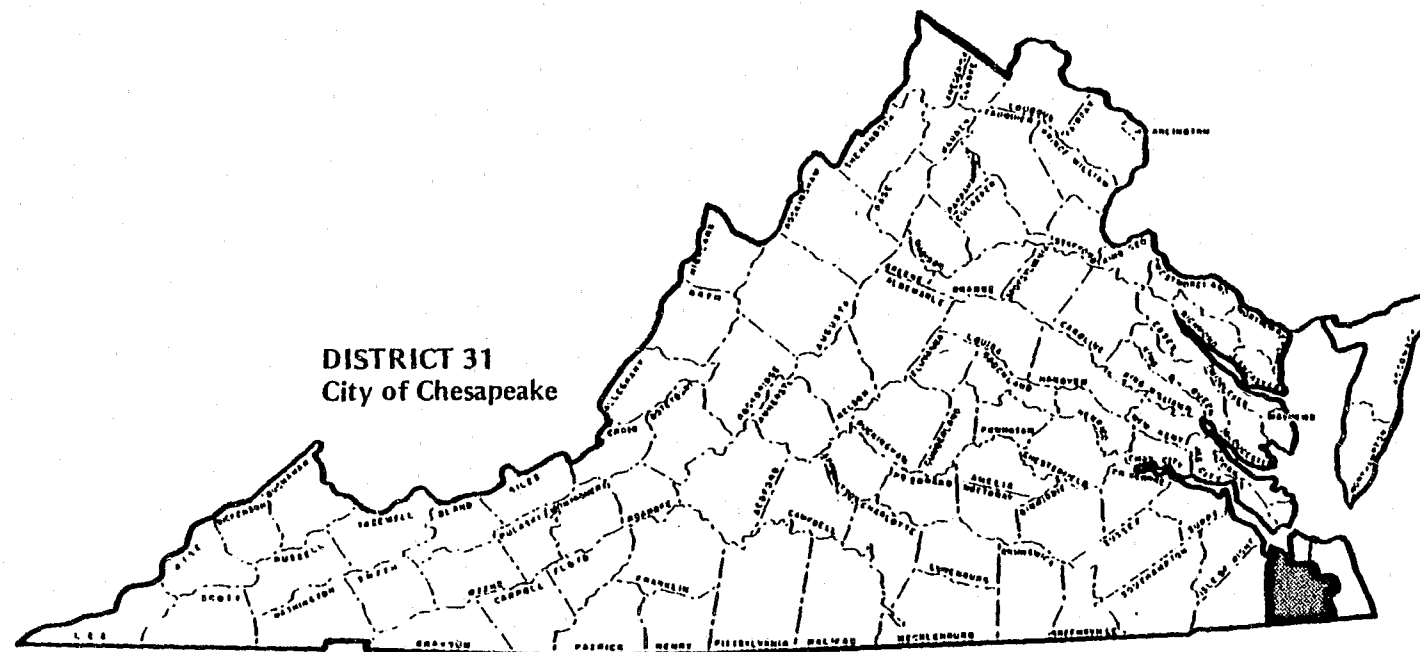
	PROBATION CASELOADS		PAROLE/PARDON CASELOADS
	Circuit Courts	District Courts	
ACTIVE CASES UNDER SUPERVISION JUNE 1980	321	34	92
CASES RECEIVED FOR SUPERVISION DURING FISCAL YEAR 1981	131	51	81
CASES REMOVED FROM SUPERVISION DURING FISCAL YEAR 1981	121	35	72
ACTIVE CASES UNDER SUPERVISION JUNE 1981	332	51	101
INVESTIGATIONS COMPLETED DURING FISCAL YEAR			
Local Court Pre and Post Sentence Reports	328		
Other Pre and Post Sentence Reports	19		
Field Reports	16		
Miscellaneous Reports	206		
TOTAL	569		



	PROBATION CASELOADS		PAROLE/PARDON CASELOADS
	Circuit Courts	District Courts	
ACTIVE CASES UNDER SUPERVISION JUNE 1980	238	22	117
CASES RECEIVED FOR SUPERVISION DURING FISCAL YEAR 1981	185	10	130
CASES REMOVED FROM SUPERVISION DURING FISCAL YEAR 1981	121	15	119
ACTIVE CASES UNDER SUPERVISION JUNE 1981	307	11	128
INVESTIGATIONS COMPLETED DURING FISCAL YEAR			
Local Court Pre and Post Sentence Reports	200		
Other Pre and Post Sentence Reports	8		
Field Reports	17		
Miscellaneous Reports	631		
TOTAL	856		

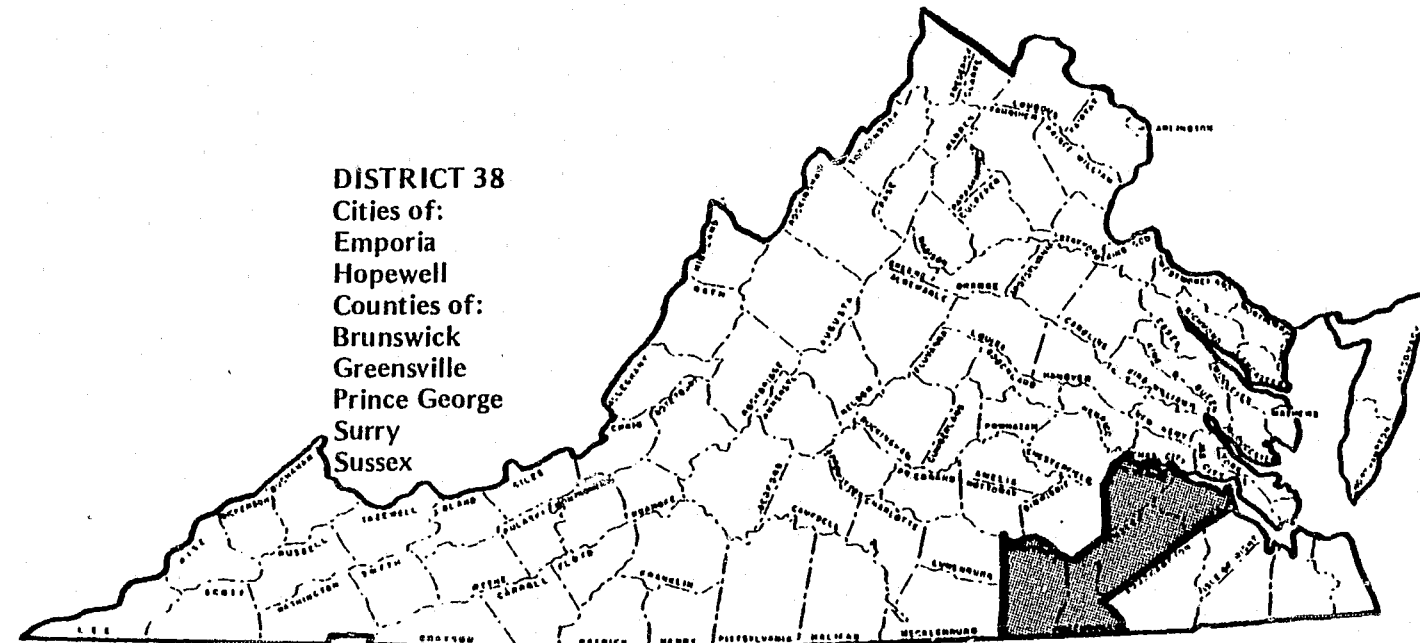


	PROBATION CASELOADS		PAROLE/PARDON CASELOADS
	Circuit Courts	District Courts	
ACTIVE CASES UNDER SUPERVISION JUNE 1980	164	2	87
CASES RECEIVED FOR SUPERVISION DURING FISCAL YEAR 1981	84	8	100
CASES REMOVED FROM SUPERVISION DURING FISCAL YEAR 1981	68	6	87
ACTIVE CASES UNDER SUPERVISION JUNE 1981	163	4	100
INVESTIGATIONS COMPLETED DURING FISCAL YEAR			
Local Court Pre and Post Sentence Reports	139		
Other Pre and Post Sentence Reports	17		
Field Reports	14		
Miscellaneous Reports	333		
TOTAL	503		



	PROBATION CASELOADS		PAROLE/PARDON CASELOADS
	Circuit Courts	District Courts	
ACTIVE CASES UNDER SUPERVISION JUNE 1980	160	1	74
CASES RECEIVED FOR SUPERVISION DURING FISCAL YEAR 1981	88	2	91
CASES REMOVED FROM SUPERVISION DURING FISCAL YEAR 1981	83	2	64
ACTIVE CASES UNDER SUPERVISION JUNE 1981	168	0	102
INVESTIGATIONS COMPLETED DURING FISCAL YEAR			
Local Court Pre and Post Sentence Reports	123		
Other Pre and Post Sentence Reports	13		
Field Reports	3		
Miscellaneous Reports	310		
TOTAL	449		

DISTRICT 38
 Cities of:
 Emporia
 Hopewell
 Counties of:
 Brunswick
 Greenville
 Prince George
 Surry
 Sussex



	PROBATION CASELOADS		PAROLE/PARDON CASELOADS
	Circuit Courts	District Courts	
ACTIVE CASES UNDER SUPERVISION JUNE 1980	165	5	52
CASES RECEIVED FOR SUPERVISION DURING FISCAL YEAR 1981	115	10	61
CASES REMOVED FROM SUPERVISION DURING FISCAL YEAR 1981	90	7	62
ACTIVE CASES UNDER SUPERVISION JUNE 1981	188	7	51
INVESTIGATIONS COMPLETED DURING FISCAL YEAR			
Local Court Pre and Post Sentence Reports	128		
Other Pre and Post Sentence Reports	15		
Field Reports	9		
Miscellaneous Reports	205		
TOTAL	357		

DEPARTMENT OF CORRECTIONS

REPORTING PERIOD: 07/01/80 TO 06/30/81

PROBATION LENGTH OF STAY REPORT

STATE TOTALS

REASON TERMINATED FROM PROBATION	--RECIDIVISTS-- NO OF CASES	AVE. LENGTH OF STAY (IN MONTHS)	--NON RECIDIVISTS-- NO OF CASES	AVE. LENGTH OF STAY (IN MONTHS)	--ALL PROBATIONERS NO OF CASES	AVE. LENGTH OF STAY (IN MONTHS)
10- EXPIRATION OF PROBATION	860	24.9	995	22.3	1,855	23.5
11- REMOVED BY COURT ORDER	807	26.6	928	22.4	1,735	24.3
12- PROBATION REVOKED	342	17.4	323	17.4	665	17.4
13- WARRANT ISSUED	278	15.3	335	14.3	613	14.8
15- OUT OF STATE CASE TERM.	126	17.2	438	15.3	564	15.7
16- RETURNED TO SENDING STATE	2	10.0	25	8.8	27	8.9
17- DIED	40	22.8	20	16.8	60	20.8
18- CLOSED ADMINISTRATIVELY	49	20.2	81	10.7	130	14.3
19- OTHER	48	16.6	50	12.2	98	14.4
NO REASON REPORTED	14	9.8	22	5.5	36	7.2
TOTAL TERMINATED	2,566	22.6	3,217	19.3	5,783	20.8
--- VIOLENT CRIME ---						
0900- HOMICIDE	28	32.4	38	21.4	66	26.1
1000- KIDNAPPING	10	23.2	11	18.4	21	20.7
1100- SEXUAL ASSAULT	26	24.1	34	26.1	60	25.3
1200- ROBBERY	70	33.0	118	24.1	188	27.5
1300- ASSAULT	200	22.5	219	19.6	419	21.0
TOTAL VIOLENT CRIMES	334	25.7	420	21.5	754	23.4
--- NON VIOLENT CRIME ---						
1400- ABORTION			1	47.6	1	47.6
2000- ARSON	31	24.5	27	19.0	58	22.0
2100- EXTORTION	3	22.3	4	25.0	7	23.9
2200- BURGLARY	439	24.3	501	25.3	940	24.8
2300- LARCENY	584	22.0	733	17.3	1,317	19.4
2400- STOLEN VEHICLE	49	22.9	79	16.2	128	18.8
2500- FORGERY	176	23.0	171	19.3	347	21.2
2600- FRAUD	99	22.5	139	19.5	238	20.7
2700- EMBEZZLEMENT	21	21.8	42	19.4	63	20.2
2800- STOLEN PROPERTY	48	24.9	59	18.1	107	21.1
2900- DAMAGED PROPERTY	22	12.0	39	13.0	61	12.7
3500- DANGEROUS DRUGS	463	23.0	613	19.0	1,076	20.7
3600- SEX OFFENSE (NOT ASSAULT)	30	23.7	55	17.6	85	19.8
3700- OBSCENITY	3	12.9	3	15.7	6	14.3
3800- FAMILY OFFENSES	11	19.5	10	17.6	21	18.6
3900- GAMBLING	5	26.6	5	18.6	10	22.6
4000- COMMERCIAL SEX			2	14.7	2	14.7
4100- LIQUOR	9	21.0	7	16.5	16	19.0
4200- DRUNKENNESS	3	7.2	5	10.6	8	9.3
4800- OBSTRUCT POLICE	4	12.7	10	12.0	14	12.2
4900- FLIGHT - ESCAPE	4	19.3	3	19.4	7	19.3
5000- OBSTRUCT JUSTICE	7	27.5	10	20.3	17	23.3
5100- BRIBERY			1	12.0	1	12.0
5200- WEAPON OFFENSE	69	19.2	52	19.4	121	19.3
5300- PUBLIC PEACE	4	13.6	15	14.6	19	14.4
5400- TRAFFIC OFFENSE	85	14.2	128	12.0	213	12.9
5500- HEALTH - SAFETY	1	24.4	1	24.0	2	24.2
5600- CIVIL RIGHTS			1	24.0	1	24.0
5700- INVASION OF PRIVACY	34	13.1	48	10.6	82	11.7

REASON TERMINATED FROM PROBATION		--RECIDIVISTS--		--NON RECIDIVISTS--		STATE TOTALS	
	NO OF CASES	AVE. LENGTH OF STAY (IN MONTHS)	NO OF CASES	AVE. LENGTH OF STAY (IN MONTHS)	NO OF CASES	AVE. LENGTH OF STAY (IN MONTHS)	
5800- SMUGGLING	1	12.0			1	12.0	
5900- ELECTION LAWS							
6000- ANTITRUST	2	14.8	2	20.7	4	17.8	
6100- TAX REVENUE			4	11.1	4	11.1	
6200- CONSERVATION	25	17.6	27	20.5	52	19.1	
6300- VAGRANCY	2,232	22.2	2,797	19.0	5,029	20.4	
NOT REPORTED/NON SPECIFIC							
TOTAL NON VIOLENT CRIMES			3,217	19.3	5,783	20.8	
TOTAL ALL CRIMES	2,566	22.6					

DEPARTMENT OF CORRECTIONS
PROBATION CASE CLOSING REPORT

PERIOD 07/01/80 TO 06/30/81

SUPV. DIST.	SUCCESSFUL CASE CLOSINGS	LEVEL OF SUPERVISION					UNSUCCESSFUL CASE CLOSINGS	LEVEL OF SUPERVISION				 TYPE OF VIOLATION				
		1	2	3	4	5		1	2	3	4	5	NEW FELONY	NEW MISD.	TECH. VIOL.	ABS- CONDED	FAIL PAY F/C/R
00	2			1													
REGION 0	2			1													
12	148	22	22	80	24		44	27	9	7	1		20	6	1	16	1
15	245	48	86	98	9		85	45	17	14	4		40	1	11	32	
16	219	41	52	107	19		92	64	12	13	2	1	14	12	12	24	6
17	118	7	26	85			29	19	9	1			4	13	4	4	2
18	104	21	42	27	14		23	9	5	1	8		3	5	3	7	2
28	77	26	17	27	4		21	21					13	2		6	
REGION 1	911	165	245	424	70		294	185	52	36	15	1	94	39	31	89	11
08	39	10	17	12			12	6	4		1		2		1	2	
09	80	10	15	44	11		28	15	6	5	2		12	4	3	9	
13	180	37	45	86	11		50	38	7	3	1		22	8	8	8	
14	152	19	20	100	13		63	30	14	13	5		16	4	6	24	7
20	22	1	3	16	2		5	2	3				4	1			
22	107	30	54	21	2		49	32	12	4	1		16	10	4	13	2
24	37	17	10	10			9	5	4				2	4		3	
26	47	2	17	25			23	15	5	2			15	1	1	5	
37	17	4	4	9			9	2	2	5			5		2		
REGION 2	681	130	185	323	39		248	145	57	32	10		94	32	25	64	9
10	166	105	28	11	10	1	52	46	1	1	1	2	4	2	14	17	
11	107	10	21	71	5		30	11	8	3	8		8	5	3	13	
21	80	29	21	30			30	18	11	1			10	4	8	2	2
25	53	3	14	29	7		21	12	5	3	1		1	6	6	6	1
29	235	94	68	39	5		122	106	10	2			17	6	72	13	
33	16	1	8	7			2	1	1					1	1		
35	94	49	32	13			29	27	2				14	4	1	8	
36	91	78	11	1	1		48	47			1			1	46	1	
39	50	10	12	25	3		16	8	4	3	1		6	1	6	2	
REGION 3	892	379	215	226	31	1	350	276	42	13	12	2	60	30	157	62	3
01	233	48	107	75	2	1	134	86	38	9	1		35	15	50	26	4
05	12	5	1	1	5		4	2	1	1				1	1	2	
07	79	37	24	17	1		16	14	1	1			5	1	5	2	
27	79	41	27	10	1		28	19	7	1	1		4	3	1	20	
32	117	45	48	22			50	44	6				12	1	13	18	
34	70	25	20	24			13	12	1				2	1	6	3	
REGION 4	590	201	227	149	9	1	245	177	54	12	2		58	22	76	71	4
02	292	163	64	58	7		135	122	9	2	2		52	19	13	42	1

DEPARTMENT OF CORRECTIONS
PROBATION CASE CLOSING REPORT

PERIOD 07/01/80 TO 06/30/81

SUPV. DIST.	SUCCESSFUL CASE CLOSINGS	LEVEL OF SUPERVISION					UNSUCCESSFUL CASE CLOSINGS	LEVEL OF SUPERVISION				 TYPE OF VIOLATION					FAIL PAY F/C/R
		1	2	3	4	5		1	2	3	4	5	NEW FELONY	NEW MISD.	TECH. VIOL.	ABS- CONDED		
03	229	123	62	24			62	53	5				17	8	20	12		
04	30	1	9	20			9	3	5	1			3	4	1	1		
06	113	29	48	34	2		43	34	7	2			14	8	7	11	2	
19	104	17	21	47	19		34	15	10	7	2		7	5	4	13	1	
23	85	50	14	16	5		16	16					3		1	4		
30	52	25	18	8	1		21	20			1		4	4	6	6	1	
31	61	29	20	10	1		20	16	2				6	4	1	8		
38	66	24	20	20	2		31	26	5				4	9	11	6		
REGION 5																		
	1032	461	276	237	37		371	305	43	12	5		110	61	64	103	5	
TOTAL ALL DISTRICTS																		
	4100	1336	1148	1360	106	2	1508	1000	240	105	44	3	416	104	353	389	32	
TOTAL OUT OF STATE																		
	60	33	2	3	9		16	9	2		1		5	2	3	4		
GRAND TOTAL ALL CASES																		
	4168	1369	1150	1363	195	2	1524	1097	250	105	45	3	421	186	356	393	32	

NOTE: 4,168 successful cases plus 1,524 unsuccessful cases totals 5,692 or 91 less than the 5,783 total probation cases reported closed earlier. The 91 difference is due to data error on records which were not included in the case closing report. Records on which the supervising district, level of supervision, closing action, or type of violation was left blank were not included.

END