


OK sent
9-30-82

**TEXAS
BOARD OF PARDONS
AND PAROLES**

**THIRTY-FOURTH
ANNUAL
STATISTICAL REPORT**

September 1, 1980 through August 31, 1981



P. O. Box 13401
711 Stephen F. Austin Building
Austin, Texas 78711

83863

CR sent
9-30-82

**TEXAS
BOARD OF PARDONS
AND PAROLES**

**THIRTY-FOURTH
ANNUAL
STATISTICAL REPORT**

September 1, 1980 through August 31, 1981



P. O. Box 13401
711 Stephen F. Austin Building
Austin, Texas 78711

83863

BOARD MEMBERS:
RUBEN M. TORRES, CHAIRMAN
GEORGE G. KILLINGER, Ph.D., VICE-CHAIRMAN
CONNIE L. JACKSON, MEMBER

KEN CASNER
EXECUTIVE DIRECTOR

JOHN E. CLARK, ADMINISTRATOR
INTERSTATE PAROLE COMPACT



BOARD OF PARDONS AND PAROLES
17TH AND CONGRESS
STEPHEN F. AUSTIN BUILDING, ROOM 711
P.O. BOX 13401, CAPITOL STATION
AUSTIN, TEXAS 78711
(512) 475-4525

August 31, 1981

PAROLE COMMISSIONERS:

NORTHERN UNITS
EDWARD O. JOHNSON
DONN D. WOOLERY
KEN COLEMAN
PAUL MANSMANN

2503 LAKE ROAD
HUNTSVILLE, TEXAS 77340
(713) 291-2161

SOUTHERN UNITS
HELEN COPITKA
GLENN T. HECKMANN

P.O. BOX 1207
ANGLETON, TEXAS 77515
(713) 849-3031

Honorable William P. Clements, Jr., Governor

Honorable Joe R. Greenhill, Chief Justice
of the Supreme Court

Honorable John F. Onion, Jr., Presiding Judge
of the Court of Criminal Appeals

Members of the Senate and House of Representatives
of the State of Texas

NCJRS

JUN 29 1982

ACQUISITIONS

Gentlemen:

In compliance with the provisions of Article 42.12, Section 13
of the Code of Criminal Procedure of Texas, we respectfully submit
the Annual Report with Statistical and other data relating to the
work of the Board of Pardons and Paroles for the fiscal year
ending August 31, 1981.

Sincerely yours,

Ruben M. Torres, Chairman

George G. Killinger, Ph.D., Vice-Chairman

Connie L. Jackson, Member

U.S. Department of Justice
National Institute of Justice

83863

This document has been reproduced exactly as received from the
person or organization originating it. Points of view or opinions stated
in this document are those of the authors and do not necessarily
represent the official position or policies of the National Institute of
Justice.

Permission to reproduce this copyrighted material has been
granted by
Texas Board of Pardons and Paroles

to the National Criminal Justice Reference Service (NCJRS).

Further reproduction outside of the NCJRS system requires permis-
sion of the copyright owner.

EQUAL EMPLOYMENT OPPORTUNITY EMPLOYER

August 31, 1981

TEXAS BOARD OF PARDONS AND PAROLES

BOARD MEMBERS

Ruben M. Torres
Chairman
Appointed by
Honorable Dolph Briscoe
Governor
State of Texas
Member since 1979

Connie L. Jackson
Appointed by
Honorable Joe R. Greenhill
Chief Justice
Texas Supreme Court
Member since 1977

George G. Killinger, Ph.D.
Appointed by
Honorable John F. Onion
Presiding Judge
Court of Criminal Appeals
Member since 1977

John E. Clark, Interstate Probation and Parole Compact
Administrator

PAROLE COMMISSIONERS

Glenn Heckmann
Appointed 1980

Helen Copitka
Appointed 1975

Paul J. Mansmann
Appointed 1975

Donn D. Woolery
Appointed 1980

Kenneth Coleman
Appointed 1978

Edward O. Johnson
Appointed 1980

by
Honorable William P. Clements, Jr.
Governor
State of Texas

by
Honorable Joe R. Greenhill
Chief Justice
Texas Supreme Court

by
Honorable John F. Onion
Presiding Judge
Court of Criminal Appeals

STAFF

Ken Casner, Executive Director

Robert Tapscott
Director of Field
Services

Nelson Fayette
Director of Institutional
Services

Gladys Sommers
Director of
Staff Services

Henry Johnson
Director of Personnel

E. E. Hagedorn
Budget Officer

David Ritter
Director of
Computer Services

Charls Walker
General Counsel

George Cross
Director of Board
and Commissioner Services

Sara May
Information Specialist

TEXAS BOARD OF PARDONS AND PAROLES

P.O.Box 13401
711 Stephen F. Austin Building
17th and Congress
Austin, Texas 78711
Phone: (512) 475-4525

TABLE OF CONTENTS

	Page
Letter of Transmittal.....	i
Current Board and Staff	ii
PART I SUMMARY INTRODUCTION	
Function of the Agency	3
The Board	3
Parole Commissioners	4
Parole Panel	4
The Staff of the Agency.....	4
PART II EXPENDITURE ANALYSIS	
Expenditures and Encumbrances by Activity	9
Grant Expenditures and Encumbrances.....	9
Expenditures per Releasee.....	10
PART III STATISTICAL DATA	
Summary Chart of Parole Panel Activity in Fiscal Year	13
Table 1—Administrative Activity During Fiscal Year	15
Table 2—Classification of Parole Actions in Fiscal Year	15
Table 3—Parole Panel Actions over a Five-year Period.....	16
Table 4—Revocation of Paroles, Conditional Pardons and Mandatory Supervision Cases Applicable to Inmates Released During the Fiscal Year	17
Table 5—Revocation of Paroles, Conditional Pardons and Mandatory Supervision Status Applicable to All Releasees Under Board's Jurisdiction During Fiscal Year	17
Table 6—Revocation of Paroles and Mandatory Supervision Status Applicable to All Releasees Under Active Field Supervision During Fiscal Year.....	17
Table 7—Revocation of Paroles, Conditional Pardons and Mandatory Supervision Status Applicable to Average Number Under Board's Jurisdiction During Fiscal Year	18
Table 8—Revocation of Paroles and Mandatory Supervision Status Applicable to Average Number of Releasees Under Active Field Supervision During Fiscal Year	18

Table 9—Revocation of Paroles and Mandatory Supervision Status Applicable to Average Number of Releasees Not Actively Supervised During Fiscal Year	18
Table 10—Revocation of Paroles, Conditional Pardons and Mandatory Supervision Status During 34-year Period	19
Table 11—Parole Revocation Data for a Five-year Period	19
Table 12—Mandatory Supervision Revocation Data for a Five-year Period	19
Table 13—Causes for Revocations This Fiscal Year and Length of Time Inmates Had Remained on Parole or Conditional Pardon Before Revocation	20
Table 14—Causes for Revocations This Fiscal Year and Length of Time Inmates Had Remained on Mandatory Supervision Before Revocation	20
Table 15—Parole-related Activity Part A: Actions on Parole Panel Recommendations Submitted to Governor During Fiscal Year	21
Part B: Actions Taken This Fiscal Year on Parole Panel Recommendations Submitted to Governor Prior to This Fiscal Year	22
Table 16—Mandatory Supervision-related Activity Part A: Actions on Parole Panel Recommendations Submitted to Governor During Fiscal Year	23
Part B: Actions Taken This Fiscal Year on Parole Panel Recommendations Submitted to Governor Prior to this Fiscal Year	23
Table 17—Executive Clemency-related Activity Part A: Actions on Executive Clemency Recommendations Submitted to Governor During Fiscal Year	24
Part B: Actions Taken This Fiscal Year on Parole Panel Recommendations Submitted to Governor Prior to this Fiscal Year	24
Table 18—Number of Releasees Under Jurisdiction of Board as of End of Fiscal Year	25
Table 19—Number of Releasees Under Jurisdiction of Board for a Five-year Period	25

Table 20—Number of Releasees Under Active Supervision of Texas Parole Officers as of End of Fiscal Year	26
Table 21—Number of Releasees Under Active Supervision of Texas Parole Officers for a Five-year Period	26
Table 22—Interstate Compact Case Status as of End of Fiscal Year	26
Table 23—Interstate Compact Case Status over a Five-year Period	27
Table 24—Breakdown of Texas Department of Corrections Releases over a Five-year Period	27
Table 25—Previous Criminal Record of Inmates Released on Parole or Conditional Pardon During the Fiscal Year	28
Table 26—Previous Criminal Record of Inmates Released on Mandatory Supervision During the Fiscal Year	30
Table 27—Age of Inmates Released on Parole or Conditional Pardon During the Fiscal Year	32
Table 28—Age of Inmates Released on Mandatory Supervision During the Fiscal Year	33
Table 29—Sex of Inmates Released on Parole or Conditional Pardon During the Fiscal Year	33
Table 30—Sex of Inmates Released on Mandatory Supervision During the Fiscal Year	33
Table 31—Education of Inmates Released on Parole or Conditional Pardon During the Fiscal Year	34
Table 32—Education of Inmates Released on Mandatory Supervision During the Fiscal Year	35
Table 33—Inmates Released on Parole or Conditional Pardon During the Fiscal Year Classified According to Type of Crime Committed and Length of Sentence Received	36
Table 34—Inmates Released on Mandatory Supervision During the Fiscal Year Classified According to Type of Crime Committed and Length of Sentence Received	37

Table 35—Inmates Whose Pardons or Conditional Pardons Were Revoked During the Fiscal Year Classified According to Crime Committed and Length of Sentence Received.....	38
Table 36—Inmates Whose Mandatory Supervision was Revoked During the Fiscal Year Classified According to Crime Committed and Length of Sentence Received.....	39
Table 37—Inmates Released on Parole or Conditional Pardon During the Fiscal Year Classified According to Length of Sentence Received and Percentage of Time Accredited to Sentence at Time of Release	40
Table 38—Disposition of Out-of-State Applications for Acceptance of Parolee Supervision in Texas Classified According to Requesting State	41
Table 39—Present Status of Inmates Released from the Texas Department of Corrections on Parole or Conditional Pardon During 34-year Period.....	42
Table 40—Present Status of Inmates Released from the Texas Department of Corrections on Mandatory Supervision During Four-year Period.....	44
Map Showing Distribution of Parolees Assigned to Texas Counties as of August 31, 1981.....	45
Map Showing Distribution of Mandatory Supervision Releasees Assigned to Texas Counties as of August 31, 1981.....	46
Glossary	47

PART I

SUMMARY INTRODUCTION TO THE BOARD OF PARDONS AND PAROLES

Summary Introduction to the Board of Pardons and Paroles

FUNCTION OF THE AGENCY

The Texas Board of Pardons and Paroles is the constitutional authority for the State of Texas which performs two broad functions: (1) administering the Statewide Parole and Mandatory Supervision System in accordance with Article 42.12, Code of Criminal Procedure (Adult Probation, Parole and Mandatory Supervision Law); and (2) investigating and recommending acts of executive clemency by the governor as provided by the Texas Constitution, Article IV, Section 11 and the Code of Criminal Procedure, Articles 42.12, 48.01 and 40.04.

Parole functions include determining which prisoners are to be paroled from institutions operated by the Texas Department of Corrections (TDC), establishing the conditions of parole, investigating and supervising all prisoners released on parole, conducting parole revocation hearings and recommending appropriate disposition to the governor, establishing necessary parole policy within the statutory limits and carrying out the provisions of the Interstate Parole and Probation Compact. Both parole and executive clemency acts require the affirmative action of the Board of Pardons and Paroles and the governor before relief can be given.

Executive clemency includes emergency reprieves of execution of the death penalty, commutations of sentence from death to lesser punishment, commutations of prison sentences or fines or both, full pardons, restorations of civil rights lost as a result of felony convictions, conditional pardons, trial reprieves of all jail sentences, remissions of bond forfeitures and restorations of the right to drive and operate a motor vehicle.

The system of mandatory supervision, created by the 65th Legislature, provides a period of post-prison supervision for all other releasees of the Texas Department of Corrections who are not otherwise released to parole or conditional pardon and who have not completed the full calendar time on their sentence. A prisoner released to mandatory supervision is deemed as if on parole. Mandatory supervision affects only those felons whose offenses were committed on or after August 29, 1977.

During the last four months of the fiscal year — May through August — the Board paroled an additional 1,564 "conditional parolees" under an accelerated release program funded by a grant from the Criminal Justice Division of the Governor's Office. The program was instituted to meet federal court orders to effect a reduction in the Texas Department of Corrections' inmate population. The informal term "conditional parolee" is used to designate these parolees because it was a stipulated condition of the parole that the inmate could be paroled to a halfway house only.

THE BOARD

The Board of Pardons and Paroles is composed of three full-time, salaried members. One is appointed by the governor, one by the chief justice of the Texas Supreme Court and one by the presiding judge of the Court of Criminal Appeals as provided in Article 4, Section 11 of the Texas Constitution. All appointments must be confirmed by the Senate and have a concurrence of two-thirds of the members present. All are for overlapping six-year terms of office. Members must have been residents and citizens of the state for not less than two years immediately preceding appointment. The Board is the administrative head of the agency and provides the rules and policies of the agency.

The Board is in session Monday through Friday of each week at the agency headquarters, 711 Stephen F. Austin Building, Austin, Texas, and convenes otherwise at the call of the chairman. All meetings of the Board are conducted in compliance with the Open Meetings Act. All minutes of the Board and decisions relating to parole, pardon and clemency are matters of public record. However, information concerning individuals applying for or on parole or the identity of other individuals connected with a parole or clemency case is privileged and is not public information.

PAROLE COMMISSIONERS

Article 42.12, C.C.P., provides for the appointment of six commissioners to aid and assist the Board in matters of parole decisions and mandatory supervision revocation. Parole commissioners do not exercise authority in acts of executive clemency nor in the administration of the agency. Parole commissioners are subject to the rules and regulations of the agency as established by the Board.

Two parole commissioners are appointed by the governor, two by the chief justice of the Supreme Court, and two by the presiding judge of the Court of the Criminal Appeals. All appointments are for overlapping six-year terms. One commissioner appointed by each of the appointing authorities must reside in Walker County, where the headquarters of the Texas Department of Corrections is located. Two parole commissioners are officed in Angleton and four are located in Huntsville. Parole commissioners are full-time, salaried employees of the state.

PAROLE PANEL

In matters of parole selection, release on mandatory supervision and revocation, the Board members and parole commissioners may act in panels of three persons as provided in Art. 42.12, C.C.P. Panel composition is designated by the Board. A majority of each panel constitutes a quorum for the transaction of its business, and its decision is by majority vote. The parole panel may recommend the granting or denying of parole and may conduct parole and mandatory supervision revocation hearings.

THE STAFF OF THE AGENCY

The staff of the agency, totaling over 560 employees, is divided into four areas of responsibility headed by an executive director.

The Executive Director

The Executive director of the agency is responsible for the operation and administration of the various functions of the agency. The executive director is one and the same as the director of parole supervision provided in Article 42.12, C.C.P. He is appointed by the Board and serves at its pleasure.

Institutional Services Division

The Institutional Services Division is composed of a director and staff responsible for providing direct pre-parole services to the inmate population of TDC. Institutional parole officers serve all units of the Texas Department of Corrections, prepare pre-parole summaries on inmates eligible for parole consideration and offer counseling and assistance to prospective parolees. The three institutional parole offices are located in Huntsville, Angleton and Palestine.

Field Services Division

The Field Services Division is composed of a director and staff who are responsible for providing supervision and assistance to parolees and mandatory supervision releasees and for conducting pre-parole investigations of eligible inmates. Texas is divided into eight geographical regions for the purposes of providing supervision and parole services. The eight regional offices are located in Dallas, Houston, San Antonio, Lubbock, Fort Worth, Angleton, Tyler and Waco. More than 250 district parole officers located at the 37 district offices throughout the state are responsible for supervision of over 15,000 active parolees and mandatory supervision releasees in the state, including compact parolees from other

states residing in Texas. District parole officers are additionally responsible for reporting parole violations that may lead to the revocation of parole or mandatory supervision.

Staff Services Division

The Staff Services Division is composed of a director and subordinate staff who provide all the functions necessary to support the operations of the agency. Primary among these are the parole, mandatory supervision and executive clemency clerical functions in the compilation and maintenance of over 61,000 active case files, the preparation of all cases for review by the commissioners and Board members plus the correspondence related to the processing of the cases. Other support functions include accounting and fiscal services, purchasing, warehousing, mail and messenger services, business management, planning and central reception.

Computer Services Division

The Computer Services Division, composed of a director and subordinate staff, provide all automated data processing support for the agency.

PART II
EXPENDITURE DATA

Preceding page blank

**EXPENDITURES AND ENCUMBRANCES BY ACTIVITY
FISCAL YEAR 1981
FUND I**

ACTIVITY		EXPENDED/ ENCUMBERED
1. Administration		\$ 671,190.43
a. Board member salaries	\$114,610.83	
b. Commissioner salaries	210,676.83	
c. Interstate compact	2,400.00	
d. Administrative services	343,502.77	
2. Support services		1,020,945.53
3. Executive clemency		99,736.29
4. Parole selection		1,194,940.58
5. Parole supervision		6,708,967.73
6. Renovation of William T. Moore Office Building, Huntsville		<u>240,517.43</u>
	TOTAL STATE FUNDS	<u><u>\$9,936,297.99</u></u>

**GRANT EXPENDITURES AND ENCUMBRANCES
GOVERNOR'S CRIMINAL JUSTICE DIVISION GRANTS
FISCAL YEAR 1981**

CJD GRANTS		EXPENDED/ ENCUMBERED
1. Halfway House Program		\$1,964,948.82
2. Aid in Determining Disposition		103,493.47
3. Training		146,748.17
4. Parole Profile Project		<u>36,740.00</u>
	TOTAL GRANT FUNDS	<u><u>\$2,251,930.46</u></u>

**EXPENDITURES PER RELEASEE
STATE FUNDS
FISCAL YEAR 1981**

JURISDICTION

Average number parolees under jurisdiction:	15,971
Average number mandatory supervision releasees under jurisdiction:	<u>3,009</u>
TOTAL	18,980

State funds expended = \$9,936,297.99

Annual expenditures per releasee under jurisdiction = \$523.51

SUPERVISION

Average number parolees under supervision:	10,613
Average number mandatory supervision releasees under supervision:	<u>2,428</u>
TOTAL	13,041

State funds expended for supervision = \$6,708,967.73

Annual expenditures per releasee under supervision = \$514.45

**PART III
STATISTICAL DATA**

**SUMMARY CHART OF PAROLE PANEL
ACTIVITY DURING THE FISCAL YEAR
ENDING AUGUST 31, 1981**

A. Parole Actions (Tables 2, 3 & 15)	
1. Number of cases considered ²	22,797
2. Number of parolees/conditional pardons recommended to governor ^{1,3}	9,870
3. Number of inmates paroled/conditionally pardoned ⁴	7,494
B. Mandatory Supervision Actions (Table 16)	
1. Number of inmates released to mandatory supervision	3,327
C. Parole Reinstatement Actions (Table 15)	
1. Number of reinstatement cases considered	9
2. Number of reinstatements recommended to the governor	9
3. Number of paroles reinstated	9
D. Parole Pre-Revocation Actions (Table 15)	
1. Number of pre-revocation warrant considerations ^{5,6}	2,490
2. Number of pre-revocation warrant issuances recommended to the governor ⁶	2,490
3. Number of pre-revocation warrants issued ⁷	2,421
4. Number of pre-revocation warrants withdrawn ⁸	551
E. Mandatory Supervision Pre-Revocation Actions (Table 16)	
1. Number of pre-revocation warrant considerations ⁵	903
2. Number of pre-revocation warrant issuances recommended to the governor	903
3. Number of pre-revocation warrants issued	870
4. Number of pre-revocation warrants withdrawn	157
F. Parole Revocation Actions (Table 4-15)	
1. Number of revocations recommended to the governor	1,633
2. Number of paroles revoked	1,576
G. Mandatory Supervision Revocation Actions (Tables 4-14 & 16)	
1. Number of revocations recommended to the governor	426
2. Number of mandatory supervision cases revoked	424

Preceding page blank

H. Other Parole Panel Considerations	
1. Preliminary investigation cases considered.....	0
2. Special administrative review considerations ⁹	21
3. Other parole administrative reviews ¹⁰	4,068
4. Other mandatory supervision administrative reviews ¹⁰	852
I. Executive Clemency Actions (Table 17)	
1. Number of executive clemency cases considered.....	3,166
2. Number of executive clemency cases recommended to the governor	169
3. Number of executive clemency acts granted by the governor	157

⁹The conditional pardons included in the parole data are conditional pardons to the United States Immigration Service for foreign nationals.

²Includes 1,851 considerations for conditional parole.

³Includes 1,836 recommendations for conditional parole.

⁴cludes 1,564 conditional paroles.

⁵The pre-revocation warrant consideration data contains only those considerations that resulted in a positive recommendation to the governor.

⁶Includes 195 for conditional parolees.

⁷Includes 194 for conditional parolees.

⁸Includes 4 for conditional parolees.

⁹A special administrative case is one reviewed by a parole panel to determine if the case merits special review because of new and pertinent material presented.

¹⁰These data contain, in addition to other considerations, those pre-revocation warrant considerations that resulted in a negative finding; no recommendation was made to the governor.

TABLE 1
ADMINISTRATIVE ACTIVITY DURING FISCAL YEAR
YEAR ENDING AUGUST 31, 1981

	Year's Totals	Monthly Average
Visitors before the Board	854	71
Case-connected.....	680	56
Miscellaneous.....	174	14
Total mail handled by Board	180,743	15,077
Mail received	87,287	7,273
Mail sent.....	93,456	7,804

TABLE 2
CLASSIFICATION OF PAROLE ACTIONS IN FISCAL
YEAR ENDING AUGUST 31, 1981

Review Classification	Number Considered	Number FI	Number Set-off	Number Serve-all
Initial Reviews.....	10,614 (100 %)	3,606 (34 %)	5,368 (51 %)	1,640 (15 %)
Subsequent reviews.....	12,183* (100 %)	6,222* (51 %)	4,101 (34 %)	1,860 (15 %)
TOTAL REVIEWS.....	22,797* (100 %)	9,828* (43 %)	9,469 (42 %)	3,500 (15 %)

*Includes 1,851 conditional parolees

TABLE 3
PAROLE PANEL ACTIONS
OVER A FIVE-YEAR PERIOD

Action	FY 77	FY 78	FY 79	FY 80	FY 81	5-Year Avg. 1977-1981
Cases.....	21,754 (100 %)	16,922 (100 %)	20,691 (100 %)	19,432 (100 %)	22,797 ^a (100 %)	20,319 (100 %)
FI	8,854 (41 %)	5,639 (33 %)	10,544 (51 %)	8,249 (42 %)	9,828 ^a (43 %)	8,623 (43 %)
Set-off.....	9,666 (44 %)	8,163 (48 %)	7,670 (37 %)	7,853 (41 %)	9,469 (42 %)	8,564 (42 %)
Serve-all.....	3,234 (15 %)	3,120 (19 %)	2,477 (12 %)	3,330 (17 %)	3,500 (15 %)	3,132 (15 %)
Paroled ¹	7,580 ² (35 %)	4,948 ³ (29 %)	7,741 ³ (37 %)	5,018 ³ (26 %)	7,494 ^{3,5} (33 %)	6,556 (32 %)

¹Includes conditional pardons to United States Immigration Service.

²Number of parole certificates issued.

³Number of parolees released (reinstatements not included).

⁴Includes 1,851 conditional parolees.

⁵Includes 1,564 conditional parolees.

TABLE 4
REVOCATION OF PAROLES, CONDITIONAL PARDONS AND MANDATORY
SUPERVISION CASES APPLICABLE TO INMATES RELEASED DURING THE
FISCAL YEAR ENDING AUGUST 31, 1981

Status	No. Released FY 81	Revoked FY 81	Percentage Revoked
Parole.....	7,503	70	0.9 %
Mandatory Supervision	3,327	47	1.4 %

TABLE 5
REVOCATION OF PAROLES, CONDITIONAL PARDONS AND MANDATORY
SUPERVISION STATUS APPLICABLE TO ALL RELEASEES UNDER BOARD'S
JURISDICTION DURING ALL OR PART OF
FISCAL YEAR ENDING AUGUST 31, 1981

Status	No. Releasees Under Jurisdiction During FY 81	No. Releasees Revoked FY 81	Percentage Revoked
Parole.....	22,636	1,576	7.0 %
Mandatory Supervision	5,429	424	7.8 %

TABLE 6
REVOCATION OF PAROLES AND MANDATORY SUPERVISION STATUS
APPLICABLE TO ALL RELEASEES UNDER ACTIVE FIELD SUPERVISION
DURING ALL OR PART OF FISCAL YEAR ENDING AUGUST 31, 1981

Status	No. Releasees Under Supervision During FY 81	No. of Field Supervised Releasees Revoked FY 81	Percentage Revoked
Parole.....	17,630	1,516	8.6 %
Mandatory Supervision	5,083	414	8.1 %

TABLE 7

REVOCATION OF PAROLES, CONDITIONAL PARDONS AND MANDATORY
SUPERVISION STATUS APPLICABLE TO AVERAGE NUMBER UNDER BOARD'S
JURISDICTION DURING THE FISCAL YEAR ENDING AUGUST 31, 1981

Status	Average No. Under Jurisdiction During Fiscal Year	No. Revoked	Percentage Revoked
Parole.....	15,907	1,576	9.9 %
Mandatory Supervision	2,939	424	14.4 %

TABLE 8

REVOCATION OF PAROLES AND MANDATORY SUPERVISION STATUS
APPLICABLE TO AVERAGE NUMBER OF RELEASEES UNDER ACTIVE FIELD
SUPERVISION DURING FISCAL YEAR ENDING AUGUST 31, 1981

Status	Average No. Under Active Supervision During fiscal Year	No. Revoked	Percentage Revoked
Parole.....	10,424	1,516	14.6 %
Mandatory Supervision	2,562	414	16.2 %

TABLE 9

REVOCATION OF PAROLES AND MANDATORY SUPERVISION STATUS
APPLICABLE TO AVERAGE NUMBER OF RELEASEES NOT ACTIVELY
SUPERVISED DURING THE FISCAL YEAR ENDING AUGUST 31, 1981

Status	Average No. of Releasees in a Non- supervised Status During Fiscal Year	No. Revoked	Percentage Revoked
Parole.....	5,482	60	1.1 %
Mandatory Supervision	377	10	2.7 %

TABLE 10

REVOCATION OF PAROLES, CONDITIONAL PARDONS AND MANDATORY
SUPERVISION STATUS APPLICABLE TO INMATES RELEASED DURING
THE 34-YEAR PERIOD ENDING AUGUST 31, 1981

Status	No. Released	No. Revoked	Percentage Revoked
Parole.....	93,056 ¹	22,595	24.3 %
Mandatory Supervision	6,216	602	9.7 %

¹Includes reinstatements

TABLE 11

PAROLE REVOCATION DATA FOR A FIVE-YEAR PERIOD

Item	FY 77	FY 78	FY 79	FY 80	FY 81
No. under jurisdiction for all or part of year	17,342	17,597	20,288	20,509	22,636
No. paroles revoked during year	934	1,465	1,266	1,682	1,576
Percentage revoked	5.4 %	8.3 %	6.2 %	8.2 %	7.0 %

TABLE 12

MANDATORY SUPERVISION REVOCATION DATA FOR A FIVE-YEAR PERIOD

Item	FY 77	FY 78	FY 79	FY 80	FY 81
No. under jurisdiction for all or part of year	0	10	746	2,844	5,429
No. mandatory supervision revoked during year	0	0	16	162	424
Percentage revoked	0	0	2.1 %	5.7 %	7.8 %

TABLE 13

CAUSES FOR 1,576 REVOCATIONS THIS FISCAL YEAR AND LENGTH OF TIME INMATES HAD REMAINED ON PAROLE OR CONDITIONAL PARDON BEFORE REVOCATION

	To Texas Prison	To Other Prison	Other Violations, No Conviction	Total
Less than 1 year	191		146	337 ¹
More than 1 year, less than 2 years	417	14	294	725
More than 2 years, less than 3 years	156	7	148	311
More than 3 years, less than 4 years	49	3	52	104
More than 4 years, less than 5 years	19		25	44
More than 5 years, less than 6 years	15	2	5	22
More than 6 years, less than 7 years	7		8	15
More than 7 years, less than 8 years	2		5	7
More than 8 years, less than 9 years	5	1	4	10
More than 9 years, less than 10 years			1	1
More than 10 years				
TOTAL PAROLES AND CONDITIONAL PARDONS REVOKED	861	27	688	1,576

¹70 of these revocations were applicable to inmates released this fiscal year.

TABLE 14

CAUSES FOR 424 REVOCATIONS THIS FISCAL YEAR AND LENGTH OF TIME INMATES HAD REMAINED ON MANDATORY SUPERVISION BEFORE REVOCATION

	To Texas Prison	To Other Prison	Other Violations, No Conviction	Total
Less than 1 year	105		109	214 ¹
More than 1 year, less than 2 years	118	2	85	205
More than 2 years, less than 3 years	2		3	5
More than 3 years, less than 4 years				
More than 4 years, less than 5 years				
More than 5 years, less than 6 years				
More than 6 years, less than 7 years				
More than 7 years, less than 8 years				
More than 8 years, less than 9 years				
More than 9 years, less than 10 years				
More than 10 years				
TOTAL MANDATORY SUPERVISION CASES	225	2	197	424

¹47 revocations of mandatory supervision were applicable to inmates released this fiscal year.

TABLE 15

PAROLE-RELATED ACTIVITY

PART A:

ACTIONS ON PAROLE PANEL RECOMMENDATIONS SUBMITTED TO THE GOVERNOR DURING FISCAL YEAR ENDING AUGUST 31, 1981

Description	Number Recom- mended	Granted by Governor	Refused by Governor	With- drawn by Board	Number Cases in Process	Number Actions Effected
Paroles:						
Within state	9,236	7,429	1,705	380	575	6,523 ¹
Out-of-state	533	382	127	26	88	289 ¹
Out-of-country						
conditional pardons	101	95	2	2	30	42 ¹
Total paroles	9,870	7,906	1,834	408	693⁶	6,854¹
Reinstatements of parole	9	9	0	0	0	9²
Pre-revocation warrants:						
Pre-revocation warrants	2,490	2,421	0	551 ⁷	68	2,421 ³
Emergency arrest warrants	811	811	0	12	0	811 ⁸
Parole revocations	1,633	1,562	0	1	71	1,561⁴
TOTAL PAROLE-RELATED ACTIONS	14,002	11,898	1,834	960	832	10,845

Note: The following Fiscal Year 1981 paroles granted by the governor were not effected:

Number	Classifications
108	Within state
3	Out-of-state
4	Out-of-country conditional pardons
115	TOTAL

NOTE: To obtain total listed actions effected during the fiscal year the actions in Table 15A and 15B must be added together. To obtain total parole and conditional pardon releases the parole total must be added to the reinstatement total.

TABLE 15
PAROLE-RELATED ACTIVITY

PART B:

ACTIONS TAKEN DURING THE FISCAL YEAR ENDING AUGUST 31, 1981, ON
PAROLE PANEL RECOMMENDATIONS SUBMITTED TO THE GOVERNOR PRIOR
TO THIS FISCAL YEAR

Description	Number Recom- mended	Granted by Governor	Refused by Governor	With- drawn by Board	Number Cases in Process	Actions Effectuated
Paroles:						
Within state	770	571	185	14	0	567 ¹
Out-of-state	73	52	16	5	0	52 ¹
Out-of-country						
conditional pardons	21	0	0	0	0	21 ¹
Total paroles	864	623	201	19	0	640
Parole revocations	15	15	0	0	0	15 ⁴
TOTAL PAROLE- RELATED ACTIONS	879	638	201	19	0	655

Note: The following Fiscal Year 1981 paroles granted by the governor were not effectuated:

Number	Classifications
4	Within state
0	Out-of-state
0	Out-of-country
4	TOTAL

Footnotes to Table 15A & 15B:

¹Number of inmates paroled or conditionally pardoned.

²Number of paroles reinstated.

³Number of pre-revocation warrants issued.

⁴Number of paroles revoked.

⁵The conditional pardons included in parole data are conditional pardons to the United States Immigration Service in the case of foreign nationals.

⁶Includes 340 cases also shown in "Granted by Governor" columns.

⁷Includes 258 withdrawals of warrants granted in previous years.

⁸Emergency arrest warrants are non-additive; they are included in the pre-revocation counts.

TABLE 16
MANDATORY SUPERVISION-RELATED ACTIVITY

PART A:

ACTIONS ON MANDATORY SUPERVISION RECOMMENDATIONS SUBMITTED
TO THE GOVERNOR DURING FISCAL YEAR ENDING AUGUST 31, 1981

Description	Number Recom- mended	Granted by Governor	Refused by Governor	With- drawn by Board	Number Cases in Process	Number Actions Effectuated
Releases:						
Within state	—	—	—	1	—	3,112 ¹
Out-of-state	—	—	—	0	—	149 ¹
Out-of-country	—	—	—	0	—	66 ¹
Total releases	—	—	—	1	—	3,327 ¹
Pre-revocations:						
Pre-revocation warrants	903	870	0	157	30	870 ²
Emergency arrest warrants	172	172	0	0	0	172 ⁴
MS revocations	426	423	0	0	3	423 ³
TOTAL MS- RELATED ACTIONS	1,329	1,293	0	158	33	4,620

PART B:

ACTIONS DURING FISCAL YEAR ENDING AUGUST 31, 1981,
ON MANDATORY SUPERVISION RECOMMENDATIONS
SUBMITTED TO THE GOVERNOR PRIOR TO THIS FISCAL YEAR

Description	Number Recom- mended	Granted by Governor	Refused by Governor	With- drawn by Board	Number Cases in Process	Number Actions Effectuated
Pre-revocation warrants	0	0	0	0	0	0
Revocations	1	1	0	0	0	1 ³
TOTAL MS- RELATED ACTIONS	1	1	0	0	0	1

Footnotes to Table 16A & B:

¹Number of inmates released to mandatory supervision.

²Number of pre-revocation warrants issued.

³Number of mandatory supervision cases revoked.

⁴Emergency arrest warrants are non-additive; they are included in the pre-revocation warrant count.

TABLE 17

EXECUTIVE CLEMENCY-RELATED ACTIVITY

PART A:

ACTIONS ON EXECUTIVE CLEMENCY RECOMMENDATIONS SUBMITTED TO
GOVERNOR DURING THE FISCAL YEAR ENDING AUGUST 31, 1981

Description	Number Consid- ered	Number Recom- mended	Approved by Governor	Refused by Governor	With- drawn by Board	Number Cases in Process	Number Actions Effectuated
Commutation of Sentences	8	8	8	0	0	0	8
Emergency Reprieves	4	4	4	0	0	0	4
Full pardons and/or restoration of civil rights	3,154	157	128	28	1	0	128
TOTAL CLEMENCY-RELATED ACTIONS	3,166	169	140	28	1	0	140

PART B

ACTIONS TAKEN DURING THE FISCAL YEAR ENDING AUGUST 31, 1982.
ON EXECUTIVE CLEMENCY RECOMMENDATIONS SUBMITTED TO THE
GOVERNOR
PRIOR TO THIS FISCAL YEAR

Description	Number Recom- mended	Approved by Governor	Refused by Governor	With- drawn by Board	Number Cases in Process	Number Actions Effectuated
Commutation of Sentences	14	0	0	0	14	0
Full pardons and/or restoration of civil rights	21	17	4	0	0	17
TOTAL CLEMENCY-RELATED ACTIONS	35	17	4	0	14	17

TABLE 18

NUMBER OF RELEASEES UNDER JURISDICTION OF THE BOARD
AS OF END OF FISCAL YEAR ENDING AUGUST 31, 1981

Texas parolees reporting to parole officers in Texas.....	10,929
Texas MS releasees reporting to parole officers in Texas.....	3,148
Texas parolees out-of-state.....	1,092
Texas MS releasees out-of-state.....	187
Texas parolees released to detainers ¹	1,349
Texas MS releasees released to detainers.....	139
Texas parolees in an annual report status.....	2,669
Texas MS releasees in an annual report status.....	11
Texas parolees released from reporting.....	260
Texas MS releasees released from reporting.....	0
Texas parolees released to special caseload.....	9
Texas MS releasees released to special caseload.....	1
Texas parolees in an absconder status.....	1,506
Texas MS releasees in an absconder status.....	362
TOTAL NUMBER UNDER JURISDICTION.....	21,662

¹Includes conditional pardons to USIS.

TABLE 19

NUMBER OF RELEASEES UNDER JURISDICTION OF THE BOARD
AS OF AUGUST 31 FOR A FIVE-YEAR PERIOD

Classification	FY 77	FY 78	FY 79	FY 80	FY 81
Parolees.....	13,079 ¹	12,538 ¹	15,487 ¹	15,133 ¹	17,816 ^{1 2}
MS releasees.....	0	7	704	2,102	3,848
TOTALS.....	13,079	12,545	16,191	17,235	21,664

¹Includes conditional pardons to USIS.²Includes 1,564 conditional parolees.

TABLE 20

**NUMBER OF RELEASEES UNDER ACTIVE SUPERVISION
OF TEXAS PAROLE OFFICERS AS OF END OF FISCAL
YEAR ENDING AUGUST 31, 1981**

Texas parolees in Texas.....	10,929
Texas MS releasees in Texas.....	3,148
Other state parolees in Texas.....	1,389
TOTAL NUMBER UNDER SUPERVISION.....	15,466

TABLE 21

**NUMBER OF RELEASEES UNDER ACTIVE SUPERVISION OF
TEXAS PAROLE OFFICERS AS OF AUGUST 31
FOR A FIVE-YEAR PERIOD**

Classification	FY 77	FY 78	FY 79	FY 80	FY 81
Parolees.....	9,894	9,293	11,731	10,145	12,318
MS releasees.....	0	7	653	1,788	3,148
TOTALS.....	9,894	9,300	12,384	11,933	15,466

TABLE 22

**INTERSTATE COMPACT CASE STATUS AS OF
END OF FISCAL YEAR ENDING AUGUST 31, 1981**

Classification	Parole/MS	Probation	Total
Texas cases in other states	1,279	5,360	6,639
Other state cases in Texas	1,389	3,002	4,391
TOTAL	2,668	8,362	11,030

TABLE 23

**INTERSTATE COMPACT CASES STATUS AS OF
AUGUST 31 OVER A FIVE-YEAR PERIOD**

	FY 77		FY 78		FY 79		FY 80		FY 81	
Classification	MS/ Parole	Proba- tion	MS/ Parole	Proba- tion	MS/ Parole	Proba- tion	MS/ Parole	Proba- tion	MS/ Parole	Proba- tion
Texas cases in other states	905	2,707	918	3,308	1,117	3,841	1,168	4,476	1,279	5,360
Other state cases in Texas	958	2,024	997	2,426	1,042	2,246	1,187	2,558	1,389	3,002
Annual totals	1,863	4,731	1,915	5,734	2,159	6,087	2,355	7,034	2,668	8,362
ANNUAL GRAND TOTALS	6,594		7,649		8,246		9,389		11,030	

TABLE 24

**BREAKDOWN OF TDC RELEASES
OVER A FIVE-YEAR PERIOD**

Fiscal Year	Total	Discharged	Paroled	Released To Mandatory Supervision
1977	10,733 (100 %)	3,583 (33 %)	7,150 (67 %)	0 (0 %)
1978	8,605 (100 %)	3,647 (42 %)	4,948 (58 %)	10 (0 %)
1979	11,528 ¹ (100 %)	3,039 (26 %)	7,750 ¹ (67 %)	739 (7 %)
1980	9,592 ¹ (100 %)	2,430 (25 %)	5,022 ¹ (53 %)	2,140 (22 %)
1981	12,756 ¹ (100 %)	1,927 (15 %)	7,503 ^{1 2} (59 %)	3,327 (26 %)

¹Includes reinstatements²Includes 1,564 conditional parolees

TABLE 25

PREVIOUS CRIMINAL RECORD OF 7,503 INMATES
RELEASED TO PAROLE DURING THE FISCAL YEAR ENDING
AUGUST 31, 1981,
CLASSIFIED ACCORDING TO ETHNIC GROUP

Previous Criminal Record	Ethnic Group			Total
	White	Black	Hispanic	
Texas Convictions:				
Prisons:				806
One	287	389	130	168
Two	50	87	31	34
Three	11	13	10	8
Four	4	3	1	2
Five	1	1		3
Six	2	1		
*Reformatories:				
One	119	115	55	289
Two	28	39	15	82
Three	4	1	7	12
Four	2	1		3
Prisons and reformatories:				
One prison and one reformatory	47	41	32	120
One prison and two reformatories	8	13	8	34
One prison and three reformatories	3	7	3	13
One prison and four reformatories		1	3	4
Two prisons and one reformatory	6	20	10	36
Two prisons and two reformatories	3	6	2	11
Two prisons and three reformatories		3	1	4
Two prisons and four reformatories		2		2
Three prisons and one reformatory	2	2	1	5
Three prisons and two reformatories	3	4	1	8
Four prisons and one reformatory		1		1
Four prisons and two reformatories		1		1
Five prisons and one reformatory		1		1
TOTAL TEXAS CONVICTIONS	580	757	310	1,647
Out-of-state Convictions:				
Prisons:				
One	127	81	49	257
Two	26	16	7	49
Three	3	9	2	14
Four	1	2		3
Five	1	1		2
*Reformatories				
One	63	14	7	84
Two	13	4	1	18
Three	5	2		7
Four	3			3
Seven	1	1		2

(Table 25 continued)

Previous Criminal Record	Ethnic Group			Total
	White	Black	Hispanic	
Out-of-state Prisons and Reformatories				
One prison and one reformatory	9	6		15
One prison and two reformatories	6		1	7
One prison and three reformatories	3			3
Two prisons and one reformatory	4			4
Two prisons and two reformatories	1			1
Three prisons and one reformatory	1	1		2
Three prisons and two reformatories	2			2
TOTAL OUT-OF-STATE CONVICTIONS	269	137	67	473
Texas and out-of-state convictions:				
Prisons:				
One Texas and one out-of-state	30	26	14	70
One Texas and two out-of-state	7	8	4	19
One Texas and three out-of-state	3	2	2	7
One Texas and four out-of-state		2		2
One Texas and five out-of-state	1			1
Two Texas and one out-of-state	8	10	7	25
Two Texas and two out-of-state	6	4	1	11
Two Texas and three out-of-state	2	3		5
Two Texas and four out-of-state			1	1
Three Texas and one out-of-state	6	5	3	14
Three Texas and two out-of-state	1	1	1	3
Three Texas and three out-of-state			1	1
Three Texas and four out-of-state		1		1
Four Texas and one out-of-state		1		1
Six Texas and one out-of-state	1			1
Six Texas and two out-of-state			1	1
Prisons and Reformatories	43	30	19	92
Total Texas and out-of-state convictions	108	93	54	255
Total inmates released with previous convictions	957	987	431	2,375
Total inmates released with no previous convictions	2,324	1,960	844	5,128
TOTAL INMATES RELEASED	3,281	2,947	1,275	7,503

*Youth or adult institutions.

TABLE 26

PREVIOUS CRIMINAL RECORD OF 3,327 INMATES
RELEASED ON MANDATORY SUPERVISION DURING THE FISCAL YEAR ENDING
AUGUST 31, 1981

	Ethnic Group			
Previous Criminal Record	White	Black	Hispanic	Total
Texas Convictions:				
Prisons:				
One	312	349	109	770
Two	58	59	23	140
Three	19	21	2	42
Four	2	2	2	6
Five	4	2		6
Six	1	3		4
Seven		1		1
*Reformatories:				
One	63	52	34	149
Two	26	18	15	59
Three	7	3	1	11
Four		1		1
Five	2			2
Six	1			1
Prisons and reformatories:				
One prison and one reformatory	44	46	15	105
One prison and two reformatories	15	10	5	30
One prison and three reformatories	2	4	2	8
One prison and four reformatories	1	1	1	3
Two prisons and one reformatory	9	14	5	28
Two prisons and two reformatories	4	4	3	11
Two prisons and three reformatories	1	4	2	7
Two prisons and four reformatories		1		1
Three prisons and one reformatory	1	4	1	6
Three prisons and two reformatories	2		1	3
Three prisons and three reformatories		1		1
Four prisons and one reformatory	2	1	2	5
Four prisons and two reformatories	2	1	1	4
Six prisons and one reformatory	1	1		2
Eight prisons and one reformatory	1			1
TOTAL TEXAS CONVICTIONS	580	603	224	1,407

(Table 26 continued)

Previous Criminal Record	Ethnic Group			Total
	White	Black	Hispanic	
Our-of-state convictions:				
Prisons:				
One				
Two	98	49	35	182
Three	24	7	10	41
Four	14	2	3	19
Five	2	2		4
Six	3	1	1	5
Seven	1			1
Eight	1			1
	1			1
*Reformatories:				
One	23	8	5	36
Two	6	1	1	8
Four	1	1		2
Five	1			1
Seven		1		1
Out-of-state prisons and reformatories:				
One prison and one reformatory	16	3		19
One prison and two reformatories	3			3
Two prisons and one reformatory	5	1		6
Two prisons and two reformatories	3			3
Three prisons and one reformatory	3			3
Three prisons and two reformatories		1		1
Four prisons and one reformatory	3			3
Five prisons and two reformatories	1			1
TOTAL OUT-OF-STATE CONVICTIONS	209	77	55	341
Texas and out-of-state convictions:				
Prisons:				
One Texas and one out-of-state	29	33	13	75
One Texas and two out-of-state	8	7	7	22
One Texas and three out-of-state	3	2		5
One Texas and four out-of-state	2			2
Two Texas and one out-of-state	5	6	2	13
Two Texas and two out-of-state	4	4	1	9
Two Texas and three out-of-state			2	2
Two Texas and four out-of-state	1			1
Two Texas and five out-of-state		1		1
Three Texas and one out-of-state	4	4		8
Three Texas and two out-of-state	2	1		3
Three Texas and three out-of-state		1		1
Three Texas and four out-of-state		1		1
Four Texas and one out-of-state	3	1		4
Four Texas and two out-of-state		1		1
Four Texas and eight out-of-state	1			1
Five Texas and one out-of-state	2			2

(Table 26 continued)

Previous Criminal Record	Ethnic Group			Total
	White	Black	Hispanic	
Six Texas and one out-of-state	1	1		1
Seven Texas and two out-of-state	1			1
Eight Texas and one out-of-state	60	33	11	104
Prisons and Reformatories	126	96	36	258
Total Texas and Out-of-state convictions				
Total inmates released with previous convictions	915	776	315	2,006
Total inmates released with No previous convictions	551	503	267	1,321
TOTAL INMATES RELEASED	1,466	1,279	582	3,327

*Youth or adult institutions.

TABLE 27

AGE OF 7,503 INMATES RELEASED TO PAROLE DURING THE
FISCAL YEAR ENDING AUGUST 31, 1981,
CLASSIFIED ACCORDING TO ETHNIC GROUP

Age Group	White	Black	Hispanic	Total
17 to 20 inclusive	666	481	240	1,387
21 to 25 inclusive	1,167	1,038	440	2,645
26 to 30 inclusive	658	711	253	1,622
31 to 40 inclusive	501	511	260	1,272
41 to 50 inclusive	192	138	61	391
51 to 60 inclusive	78	58	19	155
61 to 70 inclusive	16	8	1	25
71 to 80 inclusive	3	2	1	6
81 to 90 inclusive	0	0	0	0
TOTAL INMATES RELEASED	3,281	2,947	1,275	7,503

TABLE 28

AGE OF 3,327 INMATES RELEASED TO MANDATORY SUPERVISION
DURING THE FISCAL YEAR ENDING AUGUST 31, 1981,
CLASSIFIED ACCORDING TO ETHNIC GROUP

Age Group	Ethnic Group			Total
	White	Black	Hispanic	
17 to 20 inclusive	225	196	120	541
21 to 25 inclusive	427	427	200	1,054
26 to 30 inclusive	297	312	127	736
31 to 40 inclusive	310	247	98	655
41 to 50 inclusive	129	64	32	225
51 to 60 inclusive	65	23	5	93
61 to 70 inclusive	13	8	0	21
71 to 80 inclusive	0	2	0	2
81 to 90 inclusive	0	0	0	0
TOTAL INMATES RELEASED	1,466	1,279	582	3,327

TABLE 29

SEX OF 7,503 INMATES RELEASED TO PAROLE DURING THE
FISCAL YEAR ENDING AUGUST 31, 1981,
CLASSIFIED ACCORDING TO ETHNIC GROUP

Sex	Ethnic Group			Total
	Black	White	Hispanic	
Male	3,102	2,716	1,226	7,044
Female	179	231	49	459
TOTAL INMATES RELEASED	3,281	2,947	1,275	7,503

TABLE 30

SEX OF 3,327 INMATES RELEASED ON MANDATORY SUPERVISION
DURING THE FISCAL YEAR ENDING AUGUST 31, 1981,
CLASSIFIED ACCORDING TO ETHNIC GROUP

Sex	Ethnic Group			Total
	White	Black	Hispanic	
Male	1,381	1,162	565	3,108
Female	85	117	17	219
TOTAL INMATES RELEASED	1,466	1,279	582	3,327

TABLE 31

EDUCATION OF 7,503 INMATES RELEASED TO PAROLE DURING
THE FISCAL YEAR ENDING AUGUST 31, 1981,
CLASSIFIED ACCORDING TO ETHNIC GROUP

Grade Completed*	Ethnic Group			Total
	White	Black	Hispanic	
None	4	6	14	24
First	2	6	7	15
Second	2	8	17	27
Third	21	11	38	70
Fourth	16	12	33	61
Fifth	22	25	53	100
Sixth	72	61	128	261
Seventh	136	95	98	329
Eighth	323	258	202	783
Ninth	399	425	217	1,041
Tenth	361	568	95	1,024
Eleventh	179	403	53	635
Twelfth	1,387	816	255	2,458
First year of college	186	143	34	363
Second year of college	106	67	17	190
Third year of college	22	17	8	47
Fourth year of college	32	20	3	55
Five or more years of college	11	6	3	20
TOTAL WHOSE EDUCATION IS KNOWN	3,281	2,947	1,275	7,503

*Not verified: Information obtained from inmates' statements.

TABLE 32

EDUCATION OF 3,327 INMATES RELEASED ON MANDATORY SUPERVISION
DURING THE FISCAL YEAR ENDING AUGUST 31, 1981,
CLASSIFIED ACCORDING TO ETHNIC GROUP

Grade Completed*	Ethnic Group			Total
	White	Black	Hispanic	
None	2	3	12	17
First	1	3	7	11
Second	2	3	13	18
Third	5	12	21	38
Fourth	13	13	21	47
Fifth	25	9	22	56
Sixth	49	38	68	155
Seventh	91	53	71	215
Eighth	174	115	95	384
Ninth	166	219	75	460
Tenth	134	216	37	387
Eleventh	88	200	20	308
Twelfth	606	327	101	1,034
First year of college	70	40	14	124
Second year of college	20	15	3	38
Third year of college	6	4	1	11
Fourth year of college	8	6		14
Five or more years of college	6	3	1	10
TOTAL WHOSE EDUCATION IS KNOWN	1,466	1,279	582	3,327

*Not verified: Information obtained from inmates' statements.

TABLE 33

7,503 INMATES RELEASED TO PAROLE DURING THE FISCAL YEAR
ENDING AUGUST 31, 1981, CLASSIFIED ACCORDING TO
TYPE OF CRIME COMMITTED AND LENGTH OF SENTENCE RECEIVED

Length of Sentence in Years																		
Crime	1 to 2	2 to 3	3 to 4	4 to 5	5 to 6	6 to 7	7 to 8	8 to 9	9 to 10	10 to 15	15 to 20	20 to 30	30 to 40	40 to 50	50 to 60	60 & up	Life	Total
Arson		5	3	6	10		1			3	3							31
Assault		17	18	11	23	5	5	7	2	8	1	4						101
Assault murder										1	2	3					1	7
Assault rape											1				1			2
Assault robbery				1	1					1								3
Breaking & entering		1	2		2						1						2	8
Burglary		301	256	154	499	124	96	96	15	193	65	23	3		1	2	21	1,749
Burglary *PRNT		132	191	104	326	65	74	66	6	132	56	14	1		1		1	1,169
Carrying firearms		13	7	7	10		1	2	3	4								47
Driving w/o owner's consent		81	77	43	61	13	7	10		16	1							309
DWI	6	58	22	9	23					1								119
Escape					4					4								8
Failure to stop and render aid		1	7		3													11
Forgery	1	92	133	87	91	31	22	20	5	30	4	1					2	519
Injuring property						1												1
Kidnapping				1	1			2		1	2	1						8
Malicious mischief		18	9	9	10	1		1		5								53
Murder		3	1	7	27	8	13	20	2	59	29	23	10	6	1	7	16	232
Narcotics		120	127	80	191	54	46	51	7	127	79	42	9	6	3	1	8	951
Perjury				1														1
Rape		1	1		5	2	2	2		11	4	3	2		2	3	2	40
Robbery	1	22	30	27	157	23	39	57	5	150	98	58	7	6	6	8	5	699
Robbery by assault			1		8	2	3	1	1	5	15	20	8	2	3	3	12	84
Robbery with firearms					32	8	10	9		27	8	30	6	4	4	2		140
Sex offenses (excluding rape)		1	1	2	6		2	2		1	1		1				1	18
Swindling			1	2	3	1	1	1										9
Theft		259	250	142	213	46	45	42	5	94	8	4		1		1	9	1,119
Miscellaneous		9	7	10	13	2	3	6	1	10	2	1				1		65
TOTAL	8	1,034	1,144	703	1,719	386	370	395	52	883	380	227	47	25	22	28	80	7,503

*Private Residence at nighttime.

TABLE 34

3,327 INMATES RELEASED ON MANDATORY SUPERVISION DURING FISCAL
YEAR ENDING AUGUST 31, 1981, CLASSIFIED ACCORDING TO TYPE OF
CRIME COMMITTED AND LENGTH OF SENTENCE RECEIVED

Crime	Length of Sentence in Years										Total
	1 to 2	2 to 3	3 to 4	4 to 5	5 to 6	6 to 7	7 to eight	8 to 9	9 to 10	10 to 15	
Arson		14	10	4	6	1					35
Assault		95	51	17	23	5	1				192
Assault murder		1									1
Burglary		189	128	60	114	19	2				512
Burglary *PRNT		95	81	41	66	17	6	1		1	308
Carrying firearms		54	12	7	9	1					83
Driving w/o owner's consent		92	55	18	24	5	1				195
DWI	38	73	28	4	4			1			148
Escape		4			2	1					7
Failure to stop and render aid	2	7	1								10
Forgery		113	89	37	28	8	3			1	279
Injuring property		1									1
Kidnapping		3	2	1	6	1					13
Malicious mischief		18	1	2	1						22
Murder		35	29	11	34	3	4				116
Narcotics		147	67	26	41	7	1			1	290
Passing of bomb		1									1
Perjury					1						1
Rape		36	13	5	21	2	3				80
Robbery		105	54	31	76	8	1			2	277
Robbery by assault		2	3	3	4						12
Robbery with firearms		1			16	2					19
Sex offenses (excluding rape)		40	26	20	21	2					109
Swindling		3									3
Theft		252	164	74	53	23	4	1			571
Miscellaneous		18	11	4	9						42
TOTALS	40	1,399	825	365	559	105	26	3	0	5	3,327

*Private Residence at nighttime.

TABLE 35

1,576 INMATES WHOSE PAROLES OR CONDITIONAL PARDONS WERE
REVOKED DURING THE FISCAL YEAR ENDING AUGUST 31, 1981,
CLASSIFIED ACCORDING TO CRIME COMMITTED AND
LENGTH OF SENTENCE RECEIVED

Crime	Length of Sentence in Years																	Total
	1 to 2	2 to 3	3 to 4	4 to 5	5 to 6	6 to 7	7 to 8	8 to 9	9 to 10	10 to 15	15 to 20	20 to 30	30 to 40	40 to 50	50 to 60	60 & up	Life	
Arson								1										1
Assault		1	4	1	6	3		3		3		1						22
Assault murder							1				3	1						5
Assault rape										1	2							3
Assault robbery				1								1						2
Breaking & entering			1	1		1												3
Burglary	3	42	82	53	180	66	50	39	6	88	11	7			1	1	4	633
Burglary *PRNT		2	5	6	6	2	1	1	1	7	2							33
Carrying firearms			1	2			1											4
Driving w/o owner's consent		16	14	8	8	1	1	2		2			1					53
DWI	4	5	1	3														13
Escape			1			1	1			2		1						6
Failure to stop & render aid				1	1													2
Forgery			17	24	16	30	6	7	5	1	6		1					113
Habitual criminal																	1	1
Kidnapping					1													1
Malicious mischief		3	1			1		1										6
Murder				1	2	1			1	6	5	11	2	1	2	2	4	38
Narcotics		8	21	8	29	10	10	7	1	23	15	7	4	1				144
Rape	1			1			3			1	1	1	1	1	1	2	2	15
Robbery	1	5	7	6	20	14	12	8	3	53	30	14	5	2	1	3	3	187
Robbery by assault				1	3			1		6	20	24	7	2	1	1	2	68
Robbery with firearms					1		1	1		3	3							9
Sex offenses (excluding rape)		1			2					2								5
Theft		37	37	28	38	11	16	12	1	20	3		1				1	205
Miscellaneous					2		1			1								4
TOTAL	5	136	202	136	332	117	105	81	14	224	95	69	21	7	6	9	17	1,576

*Private residence at nighttime.

TABLE 36

424 INMATES WHOSE MANDATORY SUPERVISIONS WERE
REVOKED DURING THE FISCAL YEAR ENDING AUGUST 31, 1981,
CLASSIFIED ACCORDING TO CRIME COMMITTED AND
LENGTH OF SENTENCE RECEIVED

Crime	Length of Sentence in Years																	Total
	1 to 2	2 to 3	3 to 4	4 to 5	5 to 6	6 to 7	7 to 8	8 to 9	9 to 10	10 to 15	15 to 20	20 to 30	30 to 40	40 to 50	50 to 60	60 & up	Life	
Arson		1																1
Assault		15	1	1		1												18
Assault murder				1														1
Burglary		58	33	15	24	1												131
Burglary *PRNT		5	3															8
Carrying firearms		4	3															7
Driving w/o owner's consent		18	13	5	5													41
DWI	1	7	4		3													15
Escape		1																1
Forgery		17	14	2	4													37
Kidnapping				1														1
Malicious mischief		4		1														5
Murder		2	2															4
Narcotics		9	3	2	1													15
Perjury					1													1
Rape		1	2		2													5
Robbery		21	7	3	8	1												40
Robbery by assault					1													1
Sex offenses (excluding rape)		4	2															6
Theft		44	21	8	8	1												82
Miscellaneous		2		1	1													4
TOTALS	1	213	108	40	58	4												424

TABLE 35

1,576 INMATES WHOSE PAROLES OR CONDITIONAL PARDONS WERE
REVOKED DURING THE FISCAL YEAR ENDING AUGUST 31, 1981,
CLASSIFIED ACCORDING TO CRIME COMMITTED AND
LENGTH OF SENTENCE RECEIVED

Crime	Length of Sentence in Years																	Total
	1 to 2	2 to 3	3 to 4	4 to 5	5 to 6	6 to 7	7 to 8	8 to 9	9 to 10	10 to 15	15 to 20	20 to 30	30 to 40	40 to 50	50 to 60	60 & up	Life	
Arson								1										1
Assault		1	4	1	6	3		3		3		1						22
Assault murder							1				3	1						5
Assault rape										1	2							3
Assault robbery				1								1						2
Breaking & entering			1	1		1												3
Burglary	3	42	82	53	180	66	50	39	6	88	11	7			1	1	4	633
Burglary *PRNT		2	5	6	6	2	1	1	1	7	2							33
Carrying firearms			1	2			1											4
Driving w/o owner's consent		16	14	8	8	1	1	2		2			1					53
DWI		4	5	1	3													13
Escape				1		1	1			2		1						6
Failure to stop & render aid				1	1													2
Forgery			17	24	16	30	6	7	5	1	6		1					113
Habitual criminal																	1	1
Kidnapping					1													1
Malicious mischief		3	1			1		1										6
Murder				1	2	1			1	6	5	11	2	1	2	2	4	38
Narcotics		8	21	8	29	10	10	7	1	23	15	7	4	1				144
Rape	1			1			3			1	1	1	1	1	1	2	2	15
Robbery	1	5	7	6	20	14	12	8	3	53	30	14	5	2	1	3	3	187
Robbery by assault				1	3			1		6	20	24	7	2	1	1	2	68
Robbery with firearms					1		1	1		3	3							9
Sex offenses (excluding rape)		1			2					2								5
Theft		37	37	28	38	11	16	12	1	20	3		1				1	205
Miscellaneous					2		1			1								4
TOTAL	5	136	202	136	332	117	105	81	14	224	95	69	21	7	6	9	17	1,576

*Private residence at nighttime.

TABLE 36

424 INMATES WHOSE MANDATORY SUPERVISIONS WERE
REVOKED DURING THE FISCAL YEAR ENDING AUGUST 31, 1981,
CLASSIFIED ACCORDING TO CRIME COMMITTED AND
LENGTH OF SENTENCE RECEIVED

Crime	Length of Sentence in Years																	Total
	1 to 2	2 to 3	3 to 4	4 to 5	5 to 6	6 to 7	7 to 8	8 to 9	9 to 10	10 to 15	15 to 20	20 to 30	30 to 40	40 to 50	50 to 60	60 & up	Life	
Arson		1																1
Assault		15	1	1		1												18
Assault murder				1														1
Burglary		58	33	15	24	1												131
Burglary *PRNT		5	3															8
Carrying firearms		4	3															7
Driving w/o owner's consent		18	13	5	5													41
DWI	1	7	4		3													15
Escape		1																1
Forgery		17	14	2	4													37
Kidnapping				1														1
Malicious mischief		4		1														5
Murder		2	2															4
Narcotics		9	3	2	1													15
Perjury					1													1
Rape		1	2		2													5
Robbery		21	7	3	8	1												40
Robbery by assault					1													1
Sex offenses (excluding rape)		4	2															6
Theft		44	21	8	8	1												82
Miscellaneous		2		1	1													4
TOTALS	1	213	108	40	58	4												424

TABLE 37

7,503 INMATES RELEASED TO PAROLE DURING THE FISCAL YEAR
ENDING AUGUST 31, 1981, CLASSIFIED ACCORDING TO
LENGTH OF SENTENCE RECEIVED AND PERCENTAGE OF TIME
ACCREDITED TO SENTENCE AT TIME OF RELEASE

Length of Sentence in Years	Percentage of Time Served										
Length of Sentence in Years	33% - 40%	40% - 50%	50% - 60%	60% - 70%	70% - 80%	80% - 90%	90% - 100%	15 Years Time Credit Or More	20 Years Time Credit Or More	Total	
1 to 2	0	0	1	3	3	1	0			8	
2 to 3	78	119	365	235	159	58	20			1,034	
3 to 4	221	234	322	199	97	53	18			1,144	
4 to 5	112	189	150	86	96	50	20			703	
5 to 6	340	423	185	276	319	143	33			1,719	
6 to 7	78	63	73	74	59	30	9			386	
7 to 8	74	47	63	61	63	52	10			370	
8 to 9	72	53	75	72	56	55	12			395	
9 to 10	8	9	10	8	6	11	0			52	
10 to 15	117	120	163	143	143	141	56			883	
15 to 20	38	73	78	72	56	45	18			380	
20 to 30	23	68	54	31	23	15	13			227	
30 to 40	10	17	14	2	2	1	1			47	
40 to 50	8	11	3	1	1	0	1			25	
50 to 60	9	9	0	1	2	0	1			22	
60 & Up	0	0	0	0	0	0	0		28	28	
Life	0	0	0	0	0	0	0	8	72	80	
TOTAL	1,188	1,435	1,556	1,264	1,085	655	212	8	100	7,503	

TABLE 38

DISPOSITION OF OUT-OF-STATE APPLICATION FOR ACCEPTANCE
OF PAROLE SUPERVISION IN TEXAS CLASSIFIED
ACCORDING TO REQUESTING STATE

	Applications Made	Applications Accepted	Applications Refused	Applications Withdrawn	Applications Pending	Investigations
Alabama	27	22	2	1	2	7
Alaska	1	1				
Arizona	17	15	2			
Arkansas	97	72	13	2	10	
California	126	86	21	5	14	5
Colorado	39	30	8		1	
Connecticut	5	2	1		2	
Delaware	1		1			
Dist. of Columbia	2	2				
Florida	71	49	10	2	10	13
Georgia	33	24	3	2	4	9
Hawaii	1				1	
Idaho	5	4	1			
Illinois	103	60	15	12	16	2
Indiana	34	26	4		4	2
Iowa	16	10	3		3	
Kansas	46	31	7		8	6
Kentucky	26	19	5		2	
Louisiana	85	58	15	3	9	16
Maine	1	1				
Maryland	4	3			1	
Massachusetts	9	4	3		2	
Michigan	60	42	9		9	1
Minnesota	11	8	1		2	1
Mississippi	34	23	3	3	5	
Missouri	53	30	12	1	10	2
Montana	8	4	3	1		
Nebraska	7	5			2	
Nevada	19	14	2		3	
New Hampshire						
New Jersey	17	12	3		2	6
New Mexico	68	50	8	2	8	9
New York	51	36	8	1	6	7
North Carolina	18	18				3
North Dakota	1	1				
Ohio	78	46	21	2	9	12
Oklahoma	50	39	7		4	6
Oregon	16	9	5		2	1
Pennsylvania	34	21	5		8	3
Puerto Rico	1				1	
Rhode Island	3		3			
South Carolina	9	7	1		1	3
South Dakota	3	1			2	
Tennessee	25	22	2		1	2
Utah	2	2				
Vermont						
Virginia	28	22	1	3	2	7
Washington	24	12	7	2	3	4
West Virginia	7	5	2			
Wisconsin	13	9	1	1	2	
Wyoming						
Guam	1	1				
TOTAL	1,390	958	218	43	171	127

TABLE 39

**PRESENT STATUS OF 93,056 INMATES PAROLED FROM
THE TEXAS DEPARTMENT OF CORRECTIONS
DURING 34-YEAR PERIOD
ENDING AUGUST 31, 1981**

Years	COLUMN I Released	COLUMN II Active	COLUMN III Terminated	COLUMN IV Revoked
1948	747	6	645	96
1949	761	7	629	125
1950	913	23	726	164
1951	1,125	8	862	255
1952	913	18	661	234
1953	759	34	532	193
1954	837	87	542	208
1955	1,247	105	809	333
1956	1,191	61	777	353
1957	894	38	548	308
1958	1,186	49	734	403
1959	1,759	39	1,153	567
1960	2,336	66	1,452	818
1961	2,552	54	1,612	886
1962	2,548	48	1,660	840
1963	2,787	77	1,747	963
1964	3,166	75	1,927	1,164
1965	2,407	49	1,470	888
1966	2,200	51	1,450	699
1967	1,737	65	1,180	492
1968	1,921	56	1,226	639
1969	1,943	76	1,165	702
1970	2,058	85	1,308	665
1971	2,278	114	1,567	597
1972	3,375	230	2,420	725
1973	3,770	299	2,660	811
1974	4,237	337	3,179	721
1975	4,788	487	3,328	973
1976	4,248	486	2,906	856
1977	7,150	896	4,565	1,689
1978	4,948	965	2,789	1,194
1979	7,750	2,821	3,175	1,754
1980	5,022	3,379	915	728
1981	7,503	7,240	193	70
TOTAL	93,056	18,431	52,512	22,113

¹Revocation after reinstatement of parole is not shown in Column IV for parolees reinstated prior to Fiscal Year 1979.

EXPLANATION OF TABLE 39

Table 39 shows the present status of inmates released from the Texas Department of Corrections on paroles or conditional pardons during the 34-year period beginning September 1, 1947, and ending August 31, 1981.

A total of Column I (which gives the total number released each year) shows that 93,056 inmates were released during the entire 34-year period. A total of Column II (which gives the number still on active parole out of the total released each year) shows that 18,431 inmates released over the 34-year period are still serving satisfactorily on paroles or conditional pardons. Many inmates have already completed their paroles or conditional pardons and have been discharged from their sentences. A total of Column III (which gives those terminated satisfactorily out of the total released each year) shows that 52,512 released during the 34-year period have already satisfactorily terminated their paroles or conditional pardons. Some parolees have violated their paroles or conditional pardons, and clemency or parole has been revoked. A total of Column IV (which gives those revoked out of the total released each year) shows that 22,113 over the 34-year period have been revoked. These were revoked because of new felony convictions or for technical violations of parole.

As can be seen, Columns II, III and IV are constantly changing from year to year as parolees discharge their sentences or are revoked. For instance, there are at present only 114 parolees out of the 2,278 released in 1971 who are still on active parole. The others have discharged their sentences or have been revoked. On the other hand, there are 7,240 out of the 7,503 released in 1981. This is because those released in 1971 have had 10 years to discharge their sentences while on paroles or conditional pardons, while those released in 1981 have had only one year towards discharging their sentences.

TABLE 40

PRESENT STATUS OF 6,216 INMATES RELEASED FROM THE TEXAS DEPARTMENT OF CORRECTIONS ON MANDATORY SUPERVISION DURING FOUR-YEAR PERIOD ENDING AUGUST 31, 1981

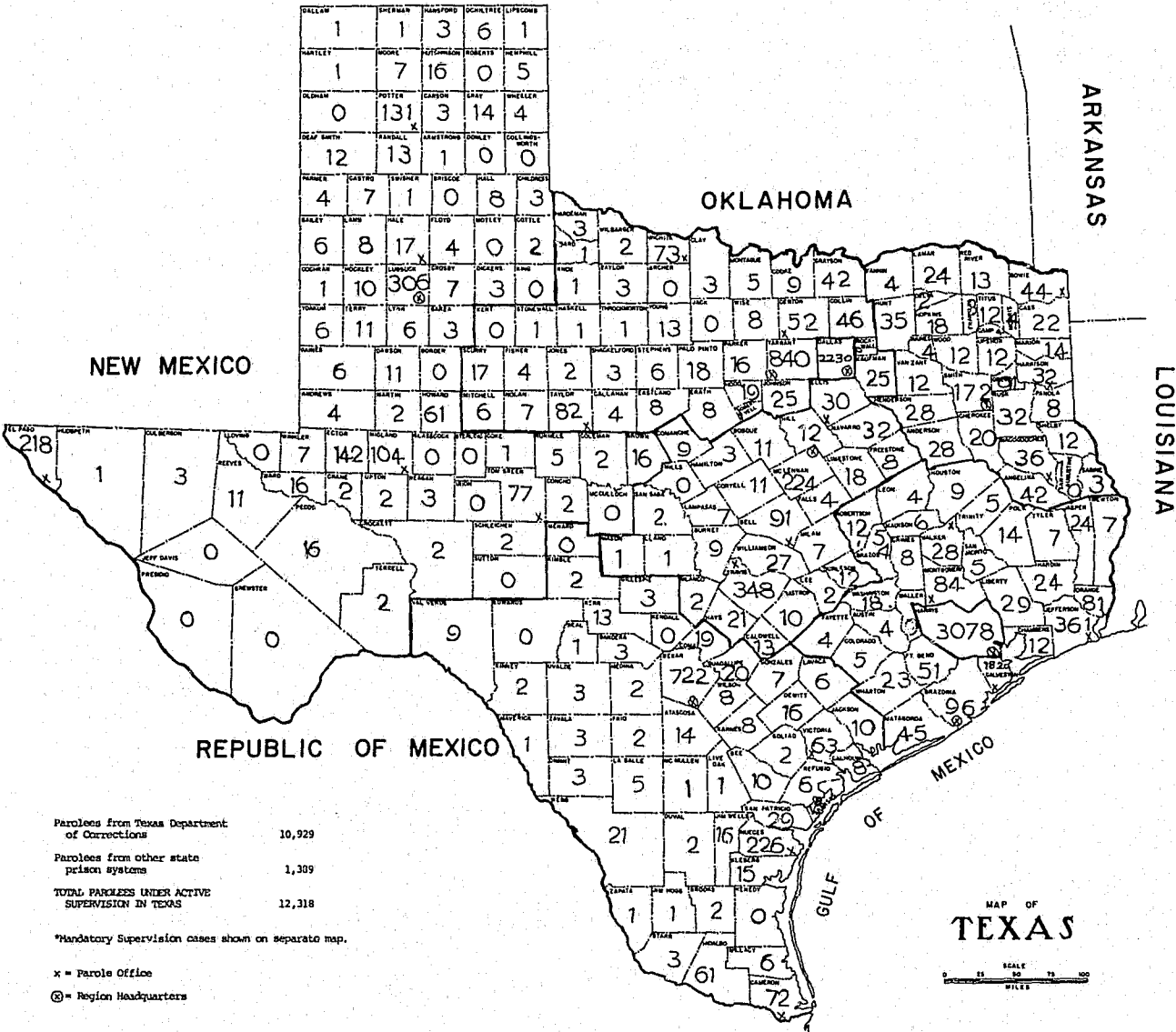
Years	COLUMN I Released	COLUMN II Active	COLUMN III Terminated	COLUMN IV Revoked
1978	10	0	9	1
1979	739	0	594	145
1980	2,140	773	958	409
1981	3,327	3,148	132	47
TOTAL	6,216	3,921	1,693	602

EXPLANATION OF TABLE 40

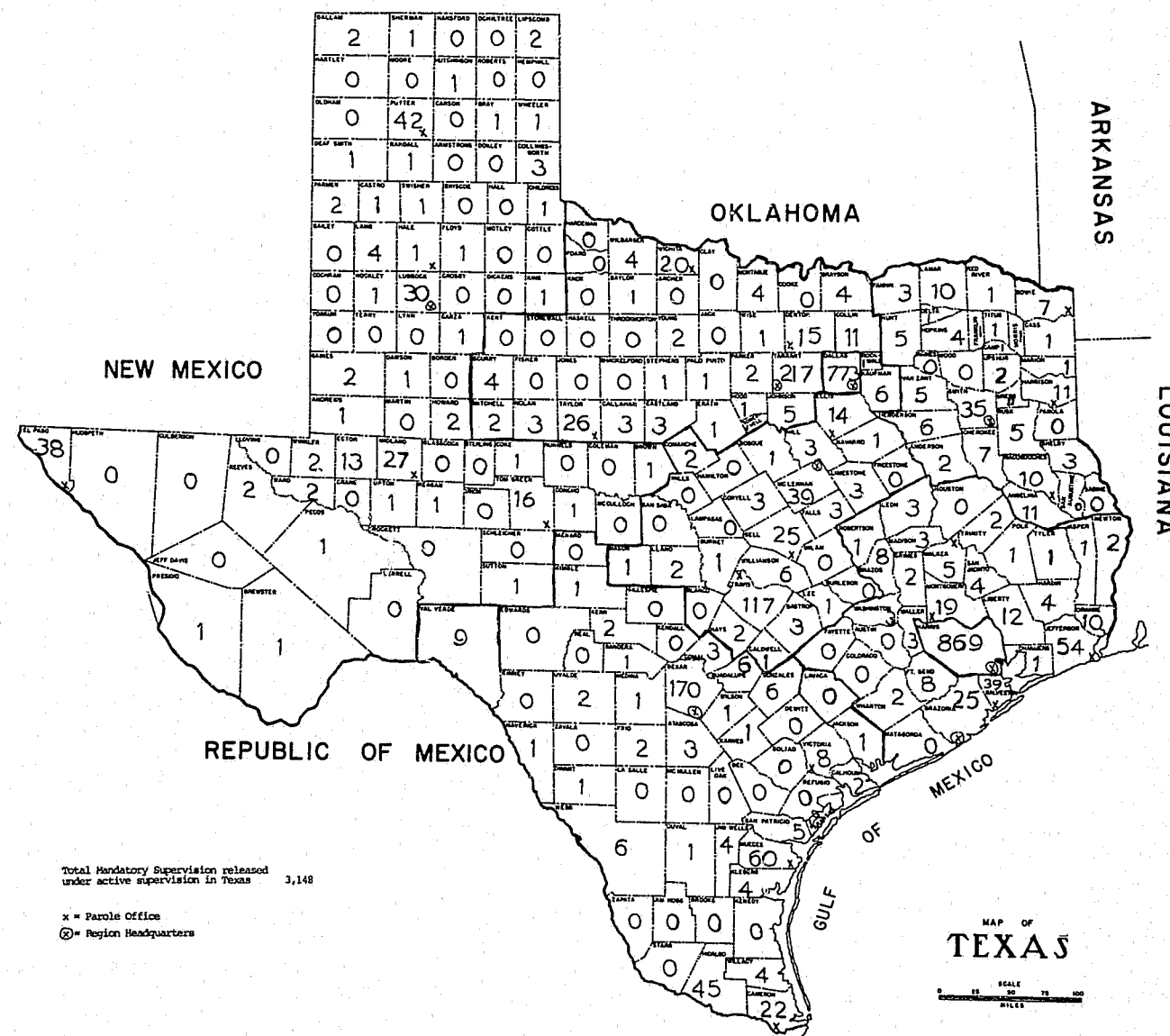
The chart shows the present status of inmates released from the Texas Department of Corrections on mandatory supervision during the four-year period beginning September 1, 1977, and ending August 31, 1981.

A total of Column I (which gives the total number released each year) shows that 6,216 inmates were released during the entire four-year period. A total of Column II (which gives the number still under mandatory supervision out of the total released each year) shows that 3,921 inmates released over the four-year period are still serving satisfactorily under mandatory supervision. Many inmates have already completed their sentences. A total of Column III (which gives those terminated satisfactorily out of the total released each year) shows that 1,693 released during the four-year period have already satisfactorily terminated their mandatory supervision status. Some releasees have violated their mandatory supervision status and have been revoked. A total of Column IV (which gives those revoked out of the total released each year) shows that 602 over the four-year period have had their mandatory supervision status revoked. These figures will constantly change from year to year as releasees terminate their sentences or are revoked.

DISTRIBUTION OF 12,318 PAROLEES ASSIGNED TO TEXAS COUNTIES AS OF AUGUST 31, 1981



DISTRIBUTION OF 3,148 MANDATORY SUPERVISION RELEASEES ASSIGNED TO TEXAS COUNTIES AS OF AUGUST 31, 1981



GLOSSARY

Active supervision: Status of parolee in which the parolee must report regularly to a field parole officer.

Commutation of sentence: A form of executive clemency whereby the sentence of the court may be lessened.

Conditional pardon: A form of executive clemency that does not become operative until the grantee has performed some specified act or becomes void after the occurrence of some specified event or remits only a portion of the penalties that are the legal consequences of a crime.

Conditional parole: A category of parole in which an inmate who could not otherwise be paroled, as a condition of his parole, is paroled to a halfway house only for such period as determined necessary by the Board. It is granted to those inmates who need a transitional facility to assist them in readapting to a free society.

Detainer warrant: A legal or quasi-legal hold order under which a warden having a man in custody will not release him when he completes his sentence but will make him available to the officers of another jurisdiction to answer the charges or accusations pending in that jurisdiction.

District parole officer: Employee of the Board of Pardons and Paroles responsible for supervision of parolees and mandatory supervision releaseses.

Emergency reprieve: A form of executive clemency where by an inmate may be released from prison to enter a hospital, attend civil court proceedings, attend a funeral of an immediate family member or visit a critically ill immediate family member.

Executive clemency: Acts of the governor including lessening the severity of a sentence, stay of execution of a death sentence, full pardon, commutation of sentence imposed in a felony or misdemeanor case, emergency reprieve, medical reprieve, reprieve to attend civil court proceedings or a reprieve of jail sentence.

Further investigation (FI): An initial determination by the parole panel favorable to parole of an inmate pending further investigation.

FY: Fiscal year-September 1 through August 31.

Initial review: The first review conducted by the parole Board to determine if an inmate should be paroled at the time in the sentence when the inmate legally reaches the minimum eligibility for parole consideration.

Inmate: A person incarcerated in the Texas Department of Corrections, other penal institution or jail and serving a sentence imposed upon conviction of a crime.

Institutional parole officer: Parole officer who works within a penal institution to assist inmates and their families in matters concerning parole procedures, parole planning and executive clemency.

Interstate Probation and Parole Compact: An agreement between Texas, the other 49 states, the Virgin Islands and Puerto Rico to allow probationers and parolees to complete their terms in a jurisdiction other than the jurisdiction in which the offense was committed.

Jurisdiction: All persons over whom the Board of Pardons and Paroles has revocation power and who are subject to the orders of the Board. See Table 18.

Mandatory supervision: The release of a prisoner at the expiration of the maximum term less credit for good time earned, but not on parole, for rehabilitation and supervision in the community until the expiration of the calendar sentence.

Pardon: A form of executive clemency which absolves an individual from the legal consequences of his crime and conviction.

Parole: The conditional release, by administrative act, of a convicted offender from a penal or correctional institution, under the continued custody of the state, to serve the remainder of his sentence in the community under supervision.

Parolee: Inmate who is released from incarceration in a parole status.

Parole certificate: An order of the Board incorporating a parole agreement which, when fully executed, authorizes the release of an inmate from the Texas Department of Corrections on parole.

Parole eligible: An inmate who has met the legal requirements for parole consideration by a parole panel. Prisoners are normally eligible for parole consideration when their calendar time served plus good conduct time equals one-third of the maximum sentence imposed or 20 years, whichever is less. If a prisoner has been convicted of a specified aggravated crime, or used a weapon in the commission of the offense, he is not eligible for parole consideration until his actual calendar time served, without consideration of good conduct time, equals one-third of the maximum sentence or 20 calendar years, whichever is less, but in no event shall he be eligible for parole in less than two calendar years.

Parole panel: A three-member panel composed of commissioners and/or parole Board members for purposes of parole selection, parole revocation or mandatory supervision revocation.

Parole plan: Proposal for residence and employment or provision for maintenance and care of a parolee.

Preliminary investigation: A parole consideration in which it is determined that additional information is necessary before a final disposition can be made.

Pre-revocation warrant: Warrant authorizing the arrest by any peace officer of a parolee for alleged violation of conditions of his parole.

Probation: Release of a convicted offender by a court under conditions imposed by the court for a specified period during which the imposition of sentence is suspended.

Probation officer: Person employed by one or more courts of record having original criminal jurisdiction to supervise defendants placed on probation.

Reinstatement of parole: A reinstatement of a revoked parole.

Releasee: Inmate released on parole, conditional pardon or mandatory supervision.

Remission of fine or forfeiture: A form of executive clemency releasing the grantee from payment of all or a portion of a fine or cancelling a forfeiture of a bond.

Reprieve: A form of executive clemency granting the temporary suspension of the execution of a sentence.

Restoration of rights of citizenship: A form of executive clemency which restores the right to vote, which in turn restores any other civil rights conditioned upon the right to vote; not a full pardon.

Revocation: The cancellation of parole, mandatory supervision status or of a conditional act of executive clemency that subjects the grantee to immediate incarceration to serve the remainder of the sentence or, in the instance of a fine, to immediate payment of the fine.

Revoked without prejudice: Refers to revocations of parole on a new conviction on an offense that was committed prior to or about the same time as the offense for which the inmate is presently paroled.

Serve-all (SA): A decision by the parole panel to deny a recommendation for parole, with the further recommendation that the inmate be required to serve the remainder of the sentence in prison.

Set-off: Decision by the parole panel in which the offender is not paroled but his/her case is set for review at a later date.

Special review: A parole case consideration in which the inmate is eligible for parole upon or shortly after his/her arrival at the Texas Department of Corrections or, in the case of subsequent reviews, a case in which new and pertinent information dictates that it be reconsidered prior to the originally set-off date or prior to the serve-all date.

Subsequent review: A review conducted by a parole panel to determine if an inmate should be paroled subsequent to the initial review.

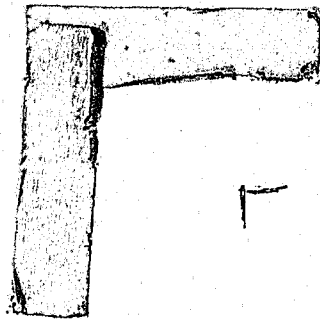
Technical violation: Violation, other than a new conviction, of the rules of the Board of Pardons and Paroles.

Texas Department of Corrections (TDC): The agency that manages the state's adult institutional correctional system with responsibility for custody of prisoners confined in its facilities.

Trial reprieve: A form of executive clemency used in jail cases in which an inmate is released for a specified time but not from the penalty of the sentence, nor does the time away from the jail count as time served on the sentence.

USIS: United States Immigration Service.

Violation hearing: The second hearing in the revocation process held before a parole panel at the Texas Department of Corrections (where the releasee is incarcerated). The evidence may be heard, and the panel determines whether to withdraw the pre-revocation warrant and continue the releasee on parole/mandatory supervision or to recommend revocation to the governor.



END