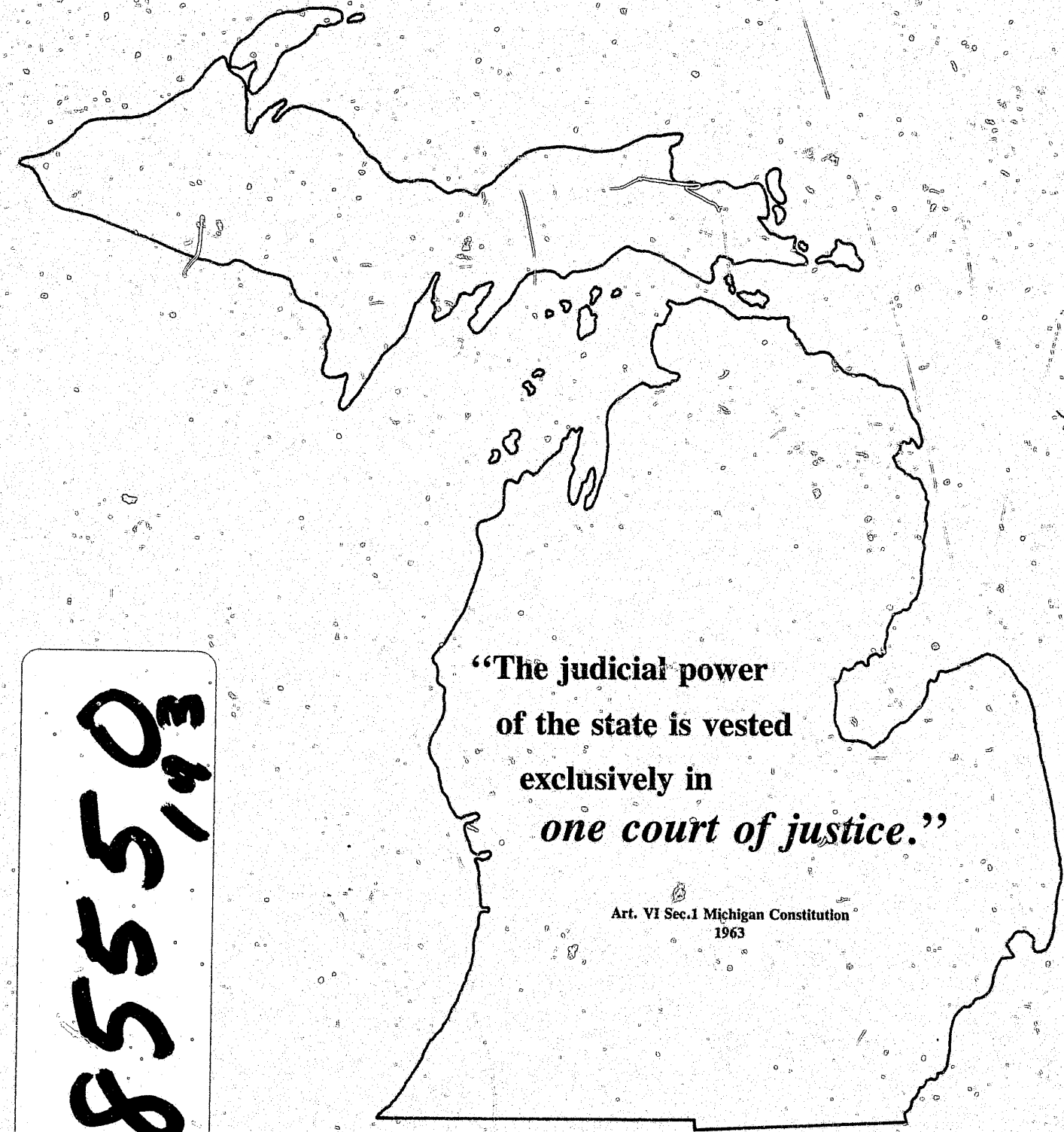


MEI



855503

855503



**“The judicial power
of the state is vested
exclusively in
one court of justice.”**

Art. VI Sec.1 Michigan Constitution
1963

**1978-79 ANNUAL REPORT
TABLE OF CONTENTS**

| | Page |
|--|---------|
| Organization Chart — State Court Administrative Office | 1 |
| Report of the State Court Administrator | 2 - 5 |
| Organization Chart — Michigan Court System | 6 |
| SECTION 1 — SUPREME COURT | |
| State of the Judiciary Message | 8 - 11 |
| Supreme Court Justices | 11 |
| Supreme Court Caseload Report | 12 - 13 |
| SECTION 2 — COURT OF APPEALS | |
| Caseload Report | 14 |
| Dispositions | 15 |
| Court of Appeals Judges | 15 |
| SECTION 3 — CIRCUIT COURT, DETROIT RECORDER'S COURT | |
| Statewide Circuit Court Caseload Summary | 16 |
| Recorder's Court — Felony Division | 17 |
| Recorder's Court — Misdemeanor Division | 18 - 19 |
| Recorder's Court — Traffic & Ordinance Division | 20 |
| Circuit Court Judges | 21 - 24 |
| Recorder's Court Judges | 24 |
| Population of Counties and Judicial Circuits | 25 - 27 |
| SECTION 4 — STATISTICAL ANALYSES — CIRCUIT COURT | |
| Statewide Circuit Court Statistical Profile | 28 |
| Statistical Profiles — 14 Urban Courts | |
| 2nd Circuit — Berrien County | 29 |
| 7th Circuit — Genesee County | 30 |
| 9th Circuit — Kalamazoo County | 31 |
| 10th Circuit — Saginaw County | 32 |
| 14th Circuit — Muskegon County | 33 |
| 16th Circuit — Macomb County | 34 |
| 17th Circuit — Kent County | 35 |

U.S. Department of Justice
National Institute of Justice

This document has been reproduced exactly as received from the person or organization originating it. Points of view or opinions stated in this document are those of the authors and do not necessarily represent the official position or policies of the National Institute of Justice.

Permission to reproduce this copyrighted material has been granted by
Michigan Court Administrator

to the National Criminal Justice Reference Service (NCJRS).

Further reproduction outside of the NCJRS system requires permission of the copyright owner.

SUPREME COURT
COURT OF APPEALS
CIRCUIT COURT
PROBATE COURT
DISTRICT COURT

| | Page |
|--|-------|
| 18th Circuit — Bay County | 36 |
| 20th Circuit — Ottawa County | 37 |
| 22nd Circuit — Washtenaw County | 38 |
| 30th Circuit — Ingham County | 39 |
| 31st Circuit — St. Clair County | 40 |
| 37th Circuit — Calhoun County | 41 |
| 38th Circuit — Monroe County | 42 |
| Circuit Court Criminal Trials | 43 |
| Circuit Court Civil Trials | |
| Auto Negligence | 44 |
| Other Personal Injuries | 45 |
| Divorce and URESA/Support | 46 |
| Paternity | 47 |
| Products Liability | 48 |
| Other Civil Trials | 49 |
| SECTION 5 — PROBATE COURT | |
| Probate and Mental Division | 50-70 |
| Estate Division — Inheritance Taxes Assessed/Fees Remitted | 71 |
| Juvenile Division | |
| Delinquency Caseload | 72-73 |
| Traffic Citations | 72-73 |
| Delinquency Caseload by Type of Offense | 74-75 |
| Child Neglect-Abuse Caseload | 76-77 |
| Probate Judges | 78-80 |
| SECTION 6 — DISTRICT COURT, COMMON PLEAS COURT, MUNICIPAL COURT | |
| Statewide District Court Caseload Report | 82 |
| Common Pleas Court Caseload Report | 83 |
| Statewide Municipal Court Caseload Report | 84 |
| Municipal Courts | |
| Grosse Pointe | 85 |
| Grosse Pointe Farms | 86 |
| Grosse Pointe Park | 87 |

| | Page |
|---|---------|
| Grosse Pointe Woods | 88 |
| Taylor | 89 |
| East Detroit | 90 |
| Grandville | 91 |
| Walker | 92 |
| District Court Judges | 93-96 |
| Common Pleas Court Judges | 96 |
| Municipal Court Judges | 97 |
| SECTION 7 — COURT OF CLAIMS | |
| Cases Filed, Dispositions | 99 |
| Appeals Under Vietnam Veterans Bonus | 100 |
| SECTION 8 — ASSIGNMENT OF JUDGES | 101 |
| SECTION 9 — STATEWIDE FINANCIAL INFORMATION | 103-110 |
| SECTION 10 — LEGISLATIVE REPORT | 111-113 |
| SECTION 11 — MICHIGAN JUDICIAL TENURE COMMISSION | 115-117 |
| SECTION 12 — MICHIGAN ATTORNEY GRIEVANCE COMMISSION .. | 119-120 |
| SECTION 13 — STATE APPELLATE DEFENDER | 121-128 |

SUPREME COURT
 COURT OF APPEALS
 CIRCUIT COURT
 PROBATE COURT
 DISTRICT COURT

State Court Administrative Office
(A summary of major department functions)

STATE COURT ADMINISTRATOR
Einar Bohlin

ASSOCIATE ADMINISTRATOR — OPERATIONS
Russell L. Baugh

- Supervises and coordinates regional program.
 1. Judge assignments
 2. Provides general management consulting services to trial courts
 3. Collects reports in conformance with GCR/DCR 789, GCR 910, PCR 707.3
 4. Performs court studies and makes recommendations for improvements
- Develops techniques to insure statewide compliance with court rules.
- Serves as probate court specialist for the SCAO.
- Investigates and responds to complaints against judges and court personnel.
- Provides liaison with Attorney General's Office to arrange legal representation of judges.
- Provides information and assistance to judges, court administrators, state offices, local courts and citizens.

EDUCATION AND TRAINING
(Michigan Judicial Institute)
Dennis Catlin, Director

- Assesses continuing education needs of Michigan's judges and court personnel.
- Plans and conducts educational programs.
- Develops and distributes resources and publications to supplement programs.
- Assesses participation, impact and quality of programs.
- Maintains communication with other judicial education organizations nationwide.

JUDICIAL DATA CENTER
Richard Wilhelm, Director

- Develops and implements computer-assisted applications to trial and appellate courts.
 1. Docketing and indexing system
 2. Data and case reporting
 - a. Basic Michigan Court System
 - b. Traffic and Ordinance System
 - c. Case Activity Reporting System
 3. Operations support for Recorders Court
 4. Statistical support for Annual Report
- Provides assistance to local courts using modern technology programs

ASSOCIATE ADMINISTRATOR
Carolyn Stell

- Circuit and district court specialties (Provides information to judges and courts, local government, state legislators and staff).
- Informs judges of new legislation affecting courts.
- Works with regional administrators on specific local court problems.
- Liaison between SCAO and:
 1. Legislature
 2. Office of Criminal Justice
 3. Other Executive branch agencies
 4. National Center for State Courts
- Makes recommendations to SCA on budget and judgeship needs.

PERSONNEL

Norman Paelke, Director

- Develops and administers SCAO personnel program.
 1. Provides recruiting and selection services to SCAO and Supreme Court
- Provides personnel consulting services to trial courts.
 1. Develops wage and salary programs
 2. Assists courts with labor relationships matters
 3. Develops personnel policies and programs for courts
- Develops projects to assist trial courts with personnel programs and provide the basis for a future statewide system.
 1. Conducts annual judicial salary surveys
 2. Develops court personnel study guide

INFORMATION SERVICES
Doris Jarrell, Director

- Provides information to the media, governmental agencies, local courts and citizens.
 1. Includes publication of materials
 2. Advises state court administrator on public relation problems and, upon request, assists local courts
- Publishes annual report.
- Publishes *FOCUS*.
- Coordinates forms committees with various judge-administrative groups.
- Develops and coordinates Manuals System.
 1. Manual for Court Administration
 2. Court Reporter/Recorder Manual
 3. Manual for District Court Magistrates
 4. Manual for Probation Officers
 5. District Court Opinion Index
 6. Court Study Guides
- Coordinates other special projects.

Michigan Constitution, 1963
Art. VI, Sec. 3

"... The Supreme Court shall appoint an administrator of the courts and other assistants of the supreme court as may be necessary to aid in the administration of the courts of this state. The administrator shall perform administrative duties assigned by the court."

The Honorable Chief Justice and
Associate Justices of the
Supreme Court of Michigan

This report for fiscal year 1979 is submitted in accordance with General Court Rule 901.1 which requires, among other matters, the State Court Administrator, under the supervision and direction of the Supreme Court:

- "to supervise and examine the administrative methods and systems employed in the courts..."
- "to examine the status of the calendars of the courts..."
- "to make recommendations to the Supreme Court relating to the assignment of judges..."
- "to collect and compile statistical and other data, and make reports of the business transacted by the courts, and transmit the same to the Supreme Court to the end that such statistics and other data may be used in taking proper action in the administration of justice."

This year has been one of diverse activities for the State Court Administrative Office, a period marked by the completion of several comprehensive undertakings, implementation of special services to meet emergency needs of the court system, plus the usual daily operational concerns. The highlights follow.

MICHIGAN FELONY SENTENCING PROJECT

A landmark study of sentencing practices in Michigan trial courts was completed under a grant to the SCAO by the Office of Criminal Justice Programs. The Felony Sentencing Project Steering and Policy Committee, chaired by Associate Supreme Court Justice Blair Moody, Jr., issued 21 recommendations designed to correct inequities in sentencing patterns found during the year-long review. Implementation of the major recommendations is underway, including establishment of sentencing guidelines to be used during an experimental period.

LEGISLATION CAUSING EXTENSIVE CHANGE

New laws having extensive impact on Probate and District Courts went into effect in 1979 — the new Probate Code, and traffic decriminalization affecting District Court. The SCAO, with the expert assistance of members of the judiciary, provided toll-free "hot-line" telephone service to answer questions from judges and court personnel concerning implementation procedures of the new legislation. Retired Probate Judge Ernest C. Boehm,

District Judges Donald E. James, S. J. Elden and William L. McManus provided the expertise for this service.

PA 510, of 1978, which decriminalized minor traffic offenses, also required that the State Court Administrator, the Attorney General, the Secretary of State and the Director of the Department of State

YOU WILL FIND THE FOLLOWING INFORMATION IN THIS REPORT:

Detailed statistics for . . .

- Supreme Court
- Court of Appeals
- Probate and Juvenile Courts
- Detroit's Recorder's Court
- Municipal Court

Summary information for . . .

- Circuit Court (with statistical analyses)
- District Court
- Common Pleas Court

SUPPLEMENTS* CONTAIN:

Detailed statistics for individual . . .

- Circuit Courts
- District Courts

*Available at the State Court Administrative Office, Box 30048, Lansing, MI 48909

Police approve a Uniform Traffic Citation. This was done in time for use of the new citation August 1, 1979, effective date of the new law. The SCAO served as coordinator for development of the citation, refinements of which will also be conducted by this office.

Implementation of the modified jury selection systems in certain Michigan courts also began during 1979, with five circuits—Oakland, Genesee, Macomb, Kent and Ingham Counties—submitting their jury plans required by Public Acts 11, 12, 13 and 14 of 1978. The SCAO anticipates approval of federal funds to provide start-up costs and implementation money for local courts. Courts not mandated to start new systems will also be eligible for financial support if current LEAA policies, regulations, etc., remain in effect.

Other legislation, effective January, 1979, established the Appellate Defender Commission within the State Court Administrative Office. This was the first statutory provision for indigent criminal defense appellate services in Michigan. Since March, 1970, the Appellate Defender had worked under an administrative order issued by the Supreme Court and an executive order of the Governor's Office. Further information on this is in the last section of this report.

COURT REPORTER/RECORDER CERTIFICATION

The first certification test for court reporters/recorders under General Court Rule 915 (effective June 1, 1979) was conducted in 1979. A total of 140 applicants took the test 83 shorthand/stenotype reporters and 57 electronic recorders. Forty-one percent of those taking the examination passed and were certified. Those not passing have an opportunity to take the test again.

Other developments during the 1978-79 year:

- The Michigan Legislature approved 18 new Circuit Court judgeships and five additional District Court judgeships, most of them effective January 1, 1979, a few effective January 1, 1981. Recorder's Court received three judgeships January 1, 1979, with three more authorized January 1, 1981. The Legislature also authorized the Wayne County Board of Commissioners to create two new Probate judgeships and authorized Oakland County to create one additional Probate judgeship after January 1, 1979.
- The Legislature increased the jurisdiction of Small Claims court from \$300 to \$600, and in Public Acts 508 and 535 provided legal assistance for judges in narrowly defined circumstances.

REGIONAL ADMINISTRATION

The five Regional Administrators continued to perform their duties as they have since 1974 (in Region I since 1971), providing assistance to the courts in the usual wide range—special budget and personnel problems, labor relations counseling, case-flow management, and other general court operational problems.

Studies of 36 courts were completed in 1979, 20 of those by the Regional Administrators. Sixteen self-studies, using internal court management study guides developed by the State Court Administrative Office in 1978, were completed by the courts.

A special study of Wayne County Juvenile Court in 1979 was conducted by this office at the direction of the Supreme Court. Associate Administrator Russell L. Baugh, Regional Administrator Jack Crandall and SCAO Complaint Investigator Robert Stites conducted the study. Special staff support was provided by Region I Court Analyst Gregory Ulrich, who continues on special assignment to assist with the most important phase of the study: implementation of recommended changes.

The Supreme Court named Region I Administrator Herbert Levitt as Special Administrator of Detroit Recorder's Court Traffic and Ordinance Division. Levitt and Region I staff members, John Grewell and Jan Hunt Kost, are developing and implementing changes to the Division's administrative procedures which are in great need of modernizing. An even greater problem is the facilities situation. No judges or court personnel in the entire state are asked to carry out their duties in more deplorable surroundings. While it is beyond the authority of this office to remedy the facilities problem, no mention of the operation of the Traffic and Ordinance Division should be made without repeating a plea for officials at the local and state levels to house the Division in adequate facilities.

Assistance of the Regional Administrators in encouraging judicial response to GCR 910, which requires trial judges to report three times each year to the State Court Administrative Office on matters taken under advisement, has produced outstanding results.

Reports tabulated in September, 1979, showed:

| Court | Total Number of Judges | Total Judges Reporting | Total Judges Not Reporting | Judges Reporting Cases Under the Rule (Cases) |
|-------------------------|------------------------|------------------------|----------------------------|---|
| Circuit | 163 | 162 | 1 | 32 (83) |
| District | 212 | 211 | 1 | 21 (54) |
| Probate | 106 | 106 | 0 | 6 (6) |
| Recorder's Common Pleas | 26 | 26 | 3 | 3 (3) |
| | 13 | 13 | 0 | 2 (4) |

MICHIGAN JUDICIAL INSTITUTE

The Michigan Judicial Institute (MJI), staffed by the State Court Administrative Office, was created by the Supreme Court in October, 1977. In the 1978-79 fiscal year, MJI conducted 105 days of continuing education programs for judges and court personnel. A total of 42 sessions were offered in 25 different programs.

Eighty percent of Michigan's judges participated in at least one of the programs during the year, an increase from the 75 percent level of attendance during MJI's first year.

One of the year's highlights was the 5-day program for newly-elected judges.

Seventy-two judges attended the program aimed at preparing them for the legal, procedural and administrative roles as members of the judiciary.

MJI, in compliance with Public Acts 510 and 511 of 1978 sponsored special training sessions to prepare District Court Magistrates and Recorder's Court Referees to conduct informal hearings in civil infraction cases. More than 160 attended this program.

MJI continued to expand its Audiovisual Lending Library. The Institute now has over sixty programs of audio and videotapes available to loan to Michigan's judges and court personnel. MJI processed over 300 requests for this material during the first six months of the lending service. MJI also continued to distribute the Handbook of Legal Terms, distributing 1,275 copies during 1978-79.

In addition to its own programs and activities, MJI continued to serve as a training resource for local courts, SCAO personnel, and other state and national judicial educators. MJI provided consulting advice, presentation advice, handout material, and audiovisual equipment upon request.

INFORMATION SERVICES DEPARTMENT

Betty Corbett, Senior Court Analyst, has coordinated efforts of forms committees representing statewide associations of Judges and Administrators for District, Probate and Juvenile Courts in revising more than 100 court forms in the past eighteen months.

The committees first formulated forms design standards patterned after the National Center for State Courts' recommendations. One of the major standards changes forms size from legal to letter size, which the National Center estimates can achieve a 20 percent reduction in paper costs and a 60 percent reduction in the cost of filing and storage space.

During this fiscal year, packages of forms were revised for probating estates to comply with provi-

sions of the revised Probate Code before its effective date July 1, 1979. Other Probate forms were revised in cooperation with the Department of Mental Health to comply with amendments to the Mental Health Code. Several Juvenile Court forms were revised to comply with amendments to Juvenile Court rules.

In addition, revision of District Court forms continued this year, and was accelerated to provide new forms to assist in implementation of major legislative changes in small claims and traffic matters.

The SCAO, as a part of the program to promote more cost effective court procedures, provided camera-ready copies of revised forms which local courts can duplicate as needed. This relieves courts of the necessity of storing large quantities of forms which may become obsolete.

The Information Services Department continued updating policies and procedures manuals in the manuals system, which now includes the Manual for Court Administration, the Manual for Court Reporters/Recorders, the Manual for District Court Magistrates and the Manual for Probation Officers. This department is also assisting a task force developing a Manual for Probate Registers, scheduled for completion in June, 1980.

PERSONNEL DEPARTMENT

This department continues to respond to requests from courts for various services, including providing information and assistance in developing and implementing personnel policies and procedures; assisting in resolving local compensation disputes; providing information and advisory assistance in preparing and negotiating labor contracts and resolving labor matters; developing court employee classification and compensation plans, and other matters.

During 1978-79 the Personnel Department responded to 623 requests for assistance from courts and related agencies, an increase of 225 percent over the previous year.

JUDICIAL DATA CENTER

Because of increased demands on the facilities and capabilities of the Judicial Data Center, conversion to a larger scale computer system (the B6800) was begun during 1978-79. This conversion will reduce costs and improve the capabilities of JDC to respond to user courts and agencies.

Installation of the B6800 was a part of a continuing process of reassessment of JDC priorities since its inception in 1971. The fact remains, however, that JDC has not reached its goals in terms of the

dollars and people necessary to carry out the technology program envisioned in the planning documents prepared in 1972 and 1974, based on the 1971 recommendations of an advisory group made up of industry data processing experts.

Under the handicap of limited resources, JDC priorities throughout the conversion to the B6800, by necessity, were set to maintain current systems and to keep current users in operation. These include Recorder's Court Felony and Traffic and Ordinance Divisions, other on-line systems and batch systems throughout the state. Most of JDC's resources will be devoted to the needs of current user programs for the foreseeable future. If resources

allow, emphasis may be shifted to development of Circuit and Juvenile Court on-line systems already in progress, and enhancements to Probate and District Court systems.

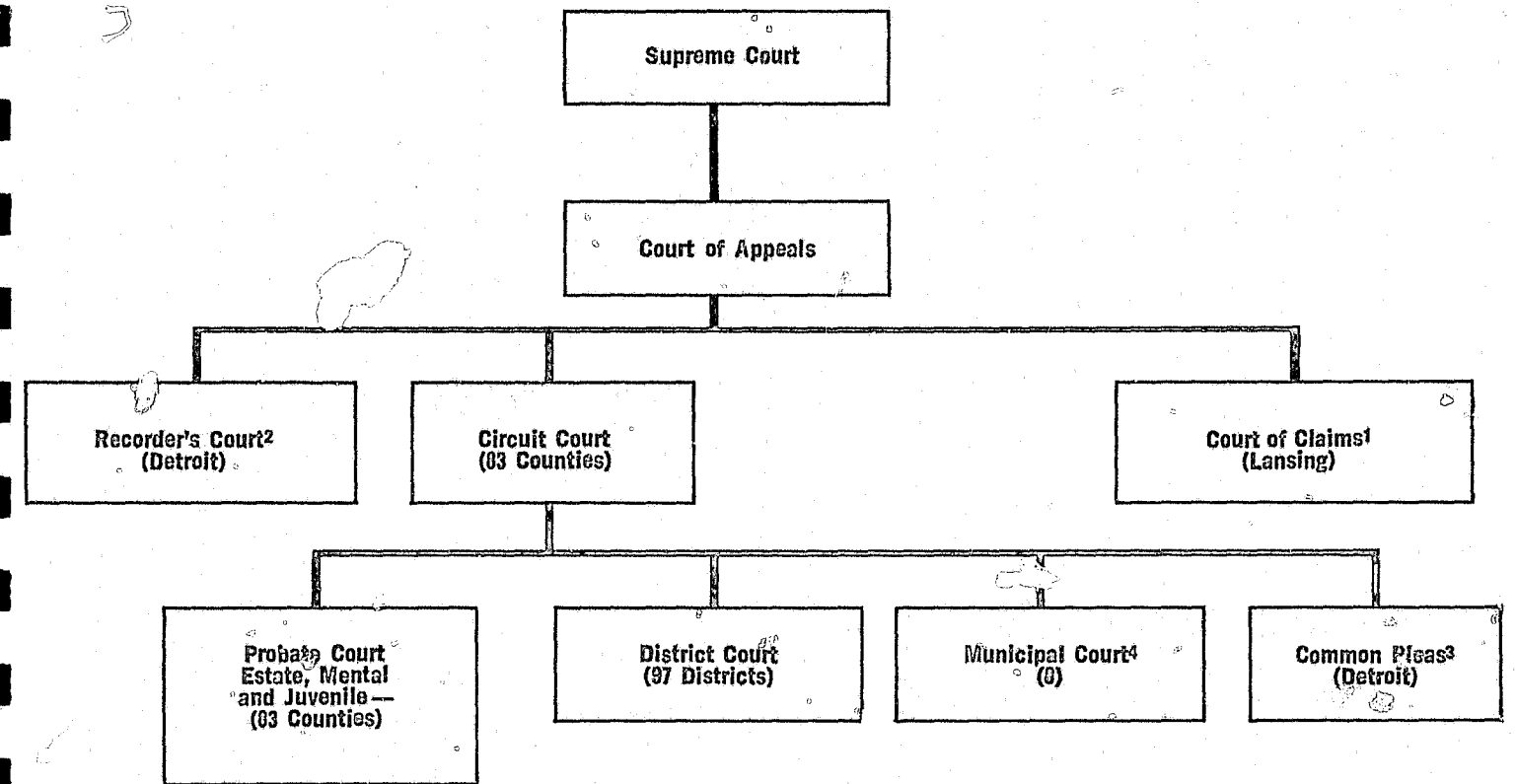
If funding recommendations by the Executive Branch and appropriations by the Legislative Branch continue to dwindle, an ever-growing number of local courts will start independent development work. This would be wasteful, and contrary to the goal of uniform administrative practice. Further, nationally it has been demonstrated repeatedly that local court data processing projects, whether or not in conjunction with so-called "criminal justice information systems," rarely succeed.

Respectfully submitted,

Einar Bohlin

State Court Administrator

Michigan Court System



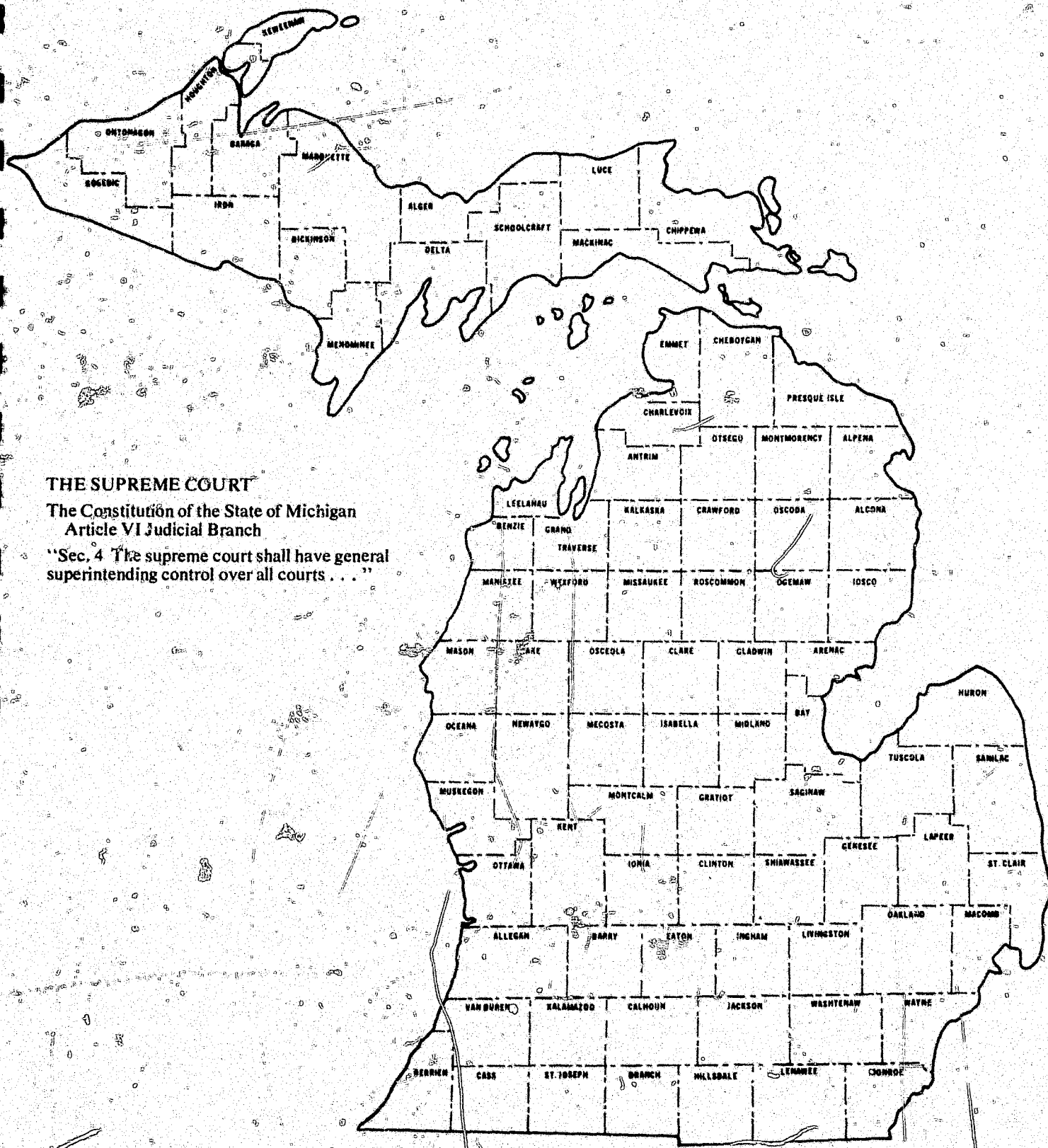
¹Hears claims against the State over \$100 except where Circuit Court has jurisdiction.

²Has jurisdiction in criminal cases arising within City of Detroit; also has Traffic and Ordinance Division.

³Has exclusive jurisdiction in civil matters up to \$5,000 and concurrent jurisdiction with Wayne County Circuit Court in cases under \$10,000.

⁴Taylor Municipal Court became a District Court January, 1980; Grandville and Walker will change to District Court January, 1981. As of February, 1980 eight Municipal Courts remained.

The Supreme Court



THE SUPREME COURT

The Constitution of the State of Michigan
Article VI Judicial Branch

"Sec. 4 The supreme court shall have general
superintending control over all courts . . ."

Preceding page blank

Location: Lansing
Judgeships: 7

SUPREME COURT

COURT OF APPEALS

CIRCUIT COURT

PROBATE COURT

DISTRICT COURT

State of the Judiciary Message
Presented to the Michigan Legislature
May 1, 1979 by
Chief Justice Mary S. Coleman
Michigan Supreme Court

My appearance here, as Chief Officer of the Judiciary branch, addressing our State's lawmaking body, symbolizes Michigan's fine tradition of partnership in state government.

It is only when the Legislative, Judicial and Executive branches work harmoniously together that the Government yields, for the people who elected us all, a product worthy of their confidence and our hire.

Our cooperative effort has served the public well on many occasions, most recently in bringing judicial order to Detroit Recorder's Court.

In my judgment, the tide of the times has crested to a new height of opportunity which can lead us to significant improvement in the delivery of judicial services to Michigan citizens. Historically, we in the United States have made the greatest progress in times of crisis. I have reminded some of you in the audience of the relevance of the Chinese character meaning "crisis." It is written in two parts — one meaning "danger" and the other meaning "opportunity." The ever-increasing burdens which have been visited upon the local taxpayer over the years have brought crises upon most local government units this year. From the danger of sinking the ship arises opportunity to realize the twin objectives of state financing and unifying the Michigan courts, and — as vital to the first step — the reorganization of the courts of Wayne County into a system comparable to the remainder of Michigan.

The nature of the problem has cast the Supreme Court, in the exercise of its administrative duties, as an advocate for change.

The case has been argued to you before by my three predecessors as Chief Justice, with the Legislature in effect sitting as the jury. Not surprisingly, considering the difficulty and complexity of the subject matter, little headway was made.

But now, as I see it, the climate has greatly improved. Governor Milliken has given his support to the cause. Important legislative leaders have been studying the twin propositions and weighing possible solutions to evident problems. The three branches of state government have been in communication from the beginning of

1979. All of us are aware of the difficulties. We all know how easy it is to leave difficult decisions for others. But I devoutly believe that all who have watched the inevitable occur, or, who more recently, have studied the development are committed to finding solutions in the best interest of all of Michigan. We recognize that the Governor's budget recommendation for \$11 million in implementation funds has spurred interest and hope among metropolitan leaders generally. It has attracted the attention of all those persons anxious to assist in Detroit's renaissance as the economic and cultural hub of the state.

However, let me now emphasize a focal point in the Governor's recommendation, a premise which enjoys the hearty agreement of our Court and which I hope will find strong favor in the Legislature. The allocation of state financial support for Detroit and Wayne County courts was not urged as a simple handout of money.

The Governor called it — and I quote — the "first phase of the state's assuming financial support and administration of the entire court system."

This, then, would represent a start toward lifting a back-breaking burden now borne mainly by the counties — and with increasing strain — in paying for what is essentially state service, the administration of justice, a function no different in Ironwood than in Monroe. For historical reasons no longer existing, the Judicial branch of state government — co-equal with the Executive and Legislative branches — is the only one not funded by the state except in small part. Of the total budget, only .05% is allocated to the Judicial branch.

The price of achieving total state funding, while as a whole, would still be a very small fraction of the state's gross budget, nevertheless was estimated by the Governor at an imposing \$200 million. This includes an inflation factor.

Recognizing the formidable size of such a financing package, the recommendation was for a phase-in, with the greatest hurdle of all to be overcome first.

My friends from outstate — and remember, I live in Battle Creek Township, a long way from Detroit — ask this very reasonable question: "If Detroit-Wayne County Court financial help is the first step

STATE OF MICHIGAN

COURT OF CLAIMS
COURT OF APPEALS
CIRCUIT COURT
PROBATE COURT
DISTRICT COURT

toward local tax relief, as the Governor says, what is the second step?" Some ask, "Will there really be a second step? Let us look down the road," they ask. To this, I would answer: "Fair enough."

I urge the Legislature, in its assessment of the Executive plan, to write in a second step toward fulfilling the promise in the first step.

We seem to be heading into a lean budget year. Quite possibly we cannot expect a second step commitment to be very large.

I suggest that the Legislature might wish to consider as a modest second step, relieving the 82 out-state counties of the expense of supplementing judicial salaries. In the doing, you would peripherally solve many different kinds of inherent inequities.

Or, if it were seen to be a wiser approach, a commitment could be made to assume part of the cost this year with the remainder to be phased in according to some time-table. In any event, this is one among many possible alternatives available to the Legislature provided the basic question is decided in the affirmative.

There may be some who question the rationale of state treasury assumption of court costs.

In addition to more effective and efficient delivery of court services, one good reason for doing so is the escalation of expense to the local taxpayer in recent years — compounded, of course, by inflation — that stems from the sheer rapid rise in the volume of litigation. A familiar story to most of you: This urge to seek a solution in court to every societal ill has mandated more of everything — judges, staff personnel, courtroom facilities, jury fees, transcripts, attorney fees for indigents and other support services. (It has been observed with some truth that "America's favorite pastime is going to court.")

A second reason — and one which strikes close to home for you men and women — is the ever increasing work load that arises from legislative enactments and regulations adopted for protection of consumers, the environment and for expanded concepts of individual rights. There is a monetary cost to this, and it is not small.

Let me cite one example. A single provision of the new Mental Health Code, enacted in 1974, has led to a critical and menacing problem in Wayne County Probate Court.

It is the Code provision dealing with protections for persons named in petitions for commitment to mental hospitals. In such circumstances, the Code requires immediate counsel and a speedy full dress hearing in court, with psychiatric testimony. Counsel is nearly always appointed for the person named in the petition because of time constraints and the condition of the respondent. The appointment continues throughout a series of legal steps.

Because of a drastic inadequacy of funds to pro-

vide for such legal services, the reduced budget for the current fiscal year running through September 30, was exhausted on March 1.

The Wayne County Probate Court was brought face to face with this dilemma: In order to comply with the law, funds must come from somewhere. So far, no funds are in sight. If no funds can be obtained, the court has no choice excepting to close its doors to commitments.

The latter eventually would amount to a form of "Russian Roulette," leaving persons thought to be dangerous to themselves or others free to do possibly devastating harm, rather than hospitalizing them.

So far, fortunately, the court doors have not been closed because of willingness of a comparative handful of attorneys to accept ephemeral fees in the form of I.O.U.'s. They understand they may never be paid, much less expect reasonably prompt payment.

I doubt this arrangement can continue. Rent and operational costs must be met by lawyers, too. But, I assure you, this is a very serious situation. I am deeply concerned about it. And I hope you are also. The problem is not peculiar to Wayne County, but it already has reached critical proportions in our most populous county.

In general, my point is this: When the Legislature approves a new law, however laudable the objective, the enforcement action tends to wend its way to a court — at the expense, usually, of the county. These large and small extra bits of required local monies have snowballed.

Now I must confess that our Court and the U.S. Supreme Court, in imposing new procedural obligations on litigants — also in the name of their own benefit — and by expanding governmental liabilities, contribute significantly to this snowball effect. So we must accept our share of responsibility.

Let me return briefly again to the matter of court reorganization — or what I perceive to be reform in Wayne County, the second of the twin objectives mentioned earlier.

When Michigan courts were reorganized into a uniform system in the 1963 Constitution, only Wayne County was left behind. Consequently, we are today confronted with an antiquated, irrational, somewhat inflexible structure urgently in need of revision.

As one of your leaders described its plight in a meeting a few days ago, quote:

"It's like trying to drive 1979 traffic over 1939 roads. You can't do it, even if all the traffic lights work."

Harbor no illusions — the solution, the specific pattern of reorganization, presents an extremely challenging problem that in the past has defied solution.

Part of the problem is political. And by this, I mean nothing disparaging. We, all of us, owe our public positions to election at the polls. And so do the nearly one hundred judges in Detroit and Wayne County whose offices we speak of re-shuffling. They have a legitimate interest in what I am discussing. They have been and will be heard from. And they should be. But even paramount to their interests are the interests of the people whose system of justice they administer.

I offer no concrete proposal. The solution, constitutionally, lies in the legislative domain. I respectfully urge that you give it your best effort.

Now let me report briefly on the status of the Supreme Court.

After falling further behind for some years, the Supreme Court last year began an all out effort to catch up and has recovered to current status in its central task of deciding cases. The recovery operation was a hard struggle — perhaps it even could be called an ordeal.

However, the recovery efforts in our Court are becoming increasingly strenuous because of the upward spiraling volume of cases that come to us from our hard-working trial courts. However, the Supreme Court acts as one panel in each case of the litigation explosion which comes to rest in this State Court of Last Resort.

Without flourishing numbers before you, suffice it to say that the Supreme Court workloads — both case filings and administrative burdens — have each quadrupled in the last ten years.

We have enlarged staff, cut some procedural corners, lengthened our hours, resorted to such expediences as seem proper and consistent with our concept of duty. Even so, we are at, or near, the peak of our productive capacity, in my judgment — assuming maintenance by the Court of the present quality of decision-making.

We stand in much the same position as the Supreme Court of the United States which has leaned increasingly toward steps to constrict the traditional scope of its jurisdiction.

I hope we do not have to come to that in Michigan.

There are, it seems to me, some steps which could be taken by the Legislature that would enlarge the capacity of our Court to discharge its historic function in the traditional way — without narrowing jurisdiction or expanding its present seven-Justice format.

There is no doubt that the present method of election of Justices of the Supreme Court — especially after nomination by partisan convention — disrupts this Court in the discharge of its unique, sensitive and constant task for at least several months each two years. In passing, I also note that the need to raise money for a statewide campaign — even as

the Governor and U.S. Senator — is inconsistent with the philosophy of judicial independence.

Michigan alone in the Nation has this unique method of judicial selection for its high court. Most states have moved or are in the process of moving to an appointive system of some kind.

I urge you, as my predecessor has urged you: Consider offering to the people, by constitutional resolution, some sensible alternative of selection by appointment, rather than election. I make this recommendation as to the Supreme Court alone.

There is a second step, a more subtle step, that is associated with the first, which could help towards removing the high court from politics.

Take whatever measures you deem appropriate to restore to this legislative body its sensitive and traditional authority to stake out the boundaries of its own electoral districts.

This is not the proper responsibility of judges, in my opinion.

Turning momentarily to the administrative aspect of the Supreme Court duties, we find that the problems of supervision or "superintending control," appear to multiply with the size of the judicial establishment.

More and more, it seems, our Court, in fulfilling its constitutional mandate, is drawn directly or through its administrative staff into grappling with personnel and budget affairs, umpiring disputes between judges and county commissioners, coping with lawyer advertising, attorney discipline and trying to deal with the relentless march of computerization and associated technology.

Incidentally, I should report a development with respect to the proper housing of court facilities. As Chief Justice, I recently approved an application for \$300,000 in Federal funds to finance a thorough two-year survey of all court housing in the state, through the Michigan Judicial Planning Committee. The purpose is to assess the extent and gravity of the deterioration of standards that we know has occurred in some locations.

Before concluding, let me take note of the assertions one sometimes hears that the courts, particularly the Supreme Court, are intruding into the Legislature's proper domain.

I have been asked about this lately with respect to our determinations in such areas as obscenity, no-fault insurance, comparative versus contributory negligence, workers' compensation, bail bond policy and governmental immunity.

We all know that there is sometimes a hazy line which marks the proper boundaries of legislative and judicial authority. Judgment calls occasionally have to be made by the courts.

I believe that our Court does not set out deliberately to overreach the boundaries of its authority. But it would be idle for me to claim that we have not sometimes felt obliged to move into a void which exists because the Legislature has not spoken in a twilight zone, or in an overlapping jurisdiction context.

There are occasions, we feel, when this is the Court's clear duty.

With great respect for the legislative function, and strictly in the stated context, I suggest that the Legislature might wish to study systematically the matter of governmental immunity, for instance. Primarily through judicial interpretation, this field of law is in some disarray.

This is perplexing territory — for judges or legislators — given the evolution over the years of public and private institutions, governmental responsibility and economic considerations.

I doubt that you need reminding that the workers' compensation laws comprise another such area.

During this time shared, I have sketched very broadly what I believe to be some of our primary and mutual urgencies.

In summary, we have no cause for complacency, but neither in my judgment is the judicial house on fire. It does face some perils. However, we are confronted by opportunity which I hope we can seize before it rushes by.

Supreme Court Justices

MARY S. COLEMAN
Chief Justice

JOHN W. FITZGERALD
Deputy Chief Justice

THOMAS GILES KAVANAGH

CHARLES L. LEVIN

BLAIR MOODY, JR.

JAMES L. RYAN

G. MENNEN WILLIAMS

Annual Report Michigan Supreme Court

I. Caseload, Quantitative Report

| Year | Cases Filed | Cases Completed | Cases Pending 6/30/79 | Personnel Authorized | Personnel Increase since 1969 | Case Completion Increase since 1969 |
|------|-------------|-----------------|-----------------------|----------------------|-------------------------------|-------------------------------------|
| 1979 | 1,470 | 1,508 | 812 | 87 | 85% | 242% |
| 1978 | 1,636 | 1,487 | 850 | 86 | 83% | 237% |
| 1977 | 1,227 | 1,145 | 697 | 76.5 | 63% | 160% |
| 1976 | 991 | 1,060 | 615 | 72 | 53% | 140% |
| 1975 | 974 | 786 | 518 | 63 | 34% | 78% |
| 1974 | 957 | 879 | 411 | 60 | 28% | 99% |
| 1973 | 811 | 654 | 410 | 56 | 19% | 48% |
| 1972 | 658 | 693 | 201 | 51 | 9% | 57% |
| 1971 | 708 | 761 | 310 | 50 | 6% | 73% |
| 1970 | 504 | 618 | 308 | 49 | 4% | 40% |
| 1969 | 544 | 441 | 296 | 47 | 0% | 0% |

The Court completed 1,508 cases in the year ending June 30, 1979, the fourth successive new all-time record. That is 242% more than were completed 10 years ago or, stated another way, it is 3.42 times as many as were completed then.

Notwithstanding this extraordinary accomplishment, the number of cases pending (under consider-

ation but not completed) was 2.74 times as many as 10 years ago. This results from the fact that new case filings have roughly tripled over the same period.

The Court was able to reduce the number of cases pending at the end of this past year, compared to the year before, by 38, and it continues to search actively for means to reduce it still further.

II. Caseload, Descriptive Report

| Year | Total of Cases Completed (A+B+C+D) | A. Completed By Opinions | B. Completed By Final Orders W/O Opinions | C. Completed By Denials Of Leave To Appeal | D. Completed By Dismissals & Withdrawals | Number Of Grants, Percentage Granted* |
|---------|------------------------------------|--------------------------|---|--|--|---------------------------------------|
| 1979 | 1,508 (100%) | 127 (9.1%) | 175 (11.6%) | 1,161 (76.9%) | 34 (2.2%) | 55 (4.0%) |
| 1978 | 1,487 (100%) | 96 (6.4%) | 130 (8.7%) | 1,230 (82.7%) | 31 (2.0%) | 92 (6.6%) |
| 1977 | 1,145 (100%) | 129 (11.2%) | 103 (8.9%) | 889 (77.6%) | 24 (2.0%) | 110 (10.8%) |
| 1976 | 1,060 (100%) | 135 (12.7%) | 156 (15.6%) | 733 (69.1%) | 26 (2.4%) | 121 (13.0%) |
| 1975 | 786 (100%) | 113 (14.3%) | 110 (13.9%) | 546 (69.4%) | 17 (2.1%) | 107 (15.8%) |
| AVERAGE | 100% | 10.7% | 11.7% | 75.1% | 2.1% | 10 % |

CASES COMPLETED. Court work completed, jurisdiction relinquished.

COMPLETED BY OPINIONS. Self-explanatory.

FINAL ORDERS WITHOUT OPINIONS. These are orders issued in response to an application for leave to appeal, pursuant to GCR 1963, 852.2(4) (g) or 853.2(4), reversing, reversing in part, affirming, remanding for specific proceedings, etc., without formal opinion but with specific reasons stated in the order, for the action taken. There is no oral argument in these cases. This is a more summary procedure than the leave granted process which, because it involves printed briefs, oral arguments and formal opinions, take approximately one year longer to complete a case.

DENIALS OF LEAVE TO APPEAL. In general an appeal as of right to the Court of Appeals exists with regard to final judgments of the lower courts. The

Const., Art. III, & 4 and GCR.1963, 852.1 and 853.1 vest the Supreme Court with the discretion to deny a further appeal.

DISMISSALS & WITHDRAWALS. Of the few cases in this category, most are dismissed or withdrawn by the action and consent of both parties. Ten percent are dismissed by the Court on motion charging failure to diligently pursue the appeal.

*GRANTS. Orders granting leave to appeal do not complete Court action on a case. Therefore, they are not included as case completions. The number of the orders granting leave to appeal each year is compared, as a percentage, to the totals of columns B, C and D, not including A. Thus the percentage accurately reflects the proportion of grants made to applications for leave to appeal acted upon. In all opinion cases, a grant order was issued but usually not in the same year the opinion was issued.

III. Types of Cases Filed With The Supreme Court

Of the 1,470 cases filed with the Supreme Court last year, 1,405 or 96% were applications for leave to appeal from decisions made by the Court of Appeals, or prisoners' requests for relief from decisions of that Court, which are considered in much the same manner as applications for leave to appeal. The other 65 cases filed last year, 4% of the total, consisted of the following kinds of actions: 23 applications for leave to appeal prior to decision by the Court of Appeals; 8 claims of appeals from State Bar Grievance Board decisions; 27 complaints for superintending control relative to Grievance Board or Board of Law Examiner matters; 3 requests for advisory opinions from the Governor or Legislature; 3 questions certified per GCR 1963, 797; 1 Judicial Tenure Commission case. This ratio, 96% applications for leave to appeal after decision by the Court of Appeals and 4% all other categories, has been relatively constant since the inception of the Court of Appeals in 1965.

Of the 1,470 cases filed, 836 or 57% were criminal cases and 634 or 43% were civil cases. This ratio has also been relatively constant since the inception of the Court of Appeals.

IV. Motions

With the exception of the column concerning grants in the table in section II, all of the foregoing concerns case completions and final orders of the Court. In addition, the Court issues about 1,000 orders per year which do not complete its action but are necessary toward that end: 3.g. motions to dismiss, to affirm, to cross-appeal, to limit issues, to strike, for emergency consideration, for bail, to extend time, to tax or not tax certain costs, for rehearing, for reconsideration, etc.

V. Administrative Work

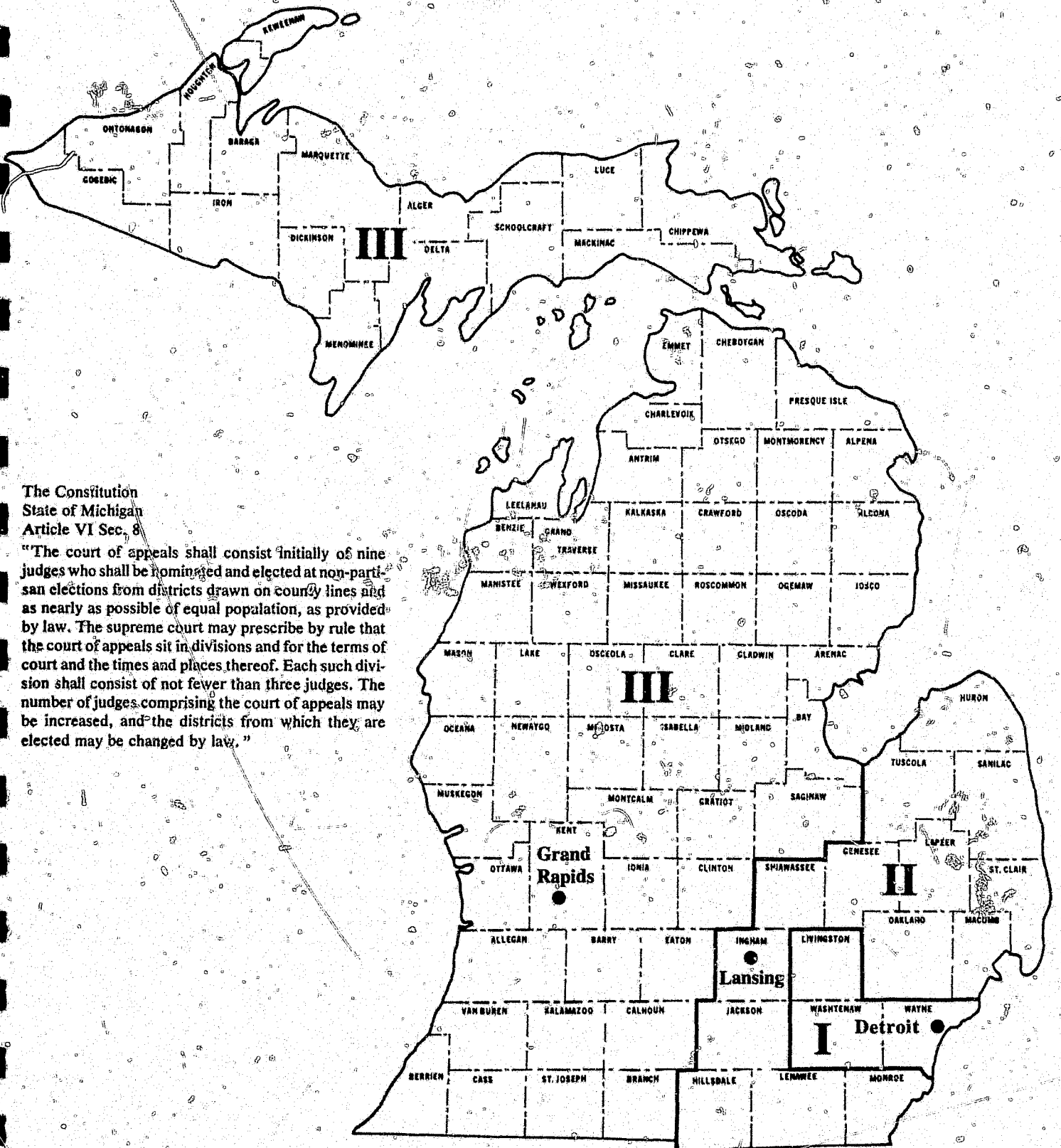
The Court's administrative workload has more than tripled in the last 10 years. This work stems largely from the Court's responsibility for superintending the judicial system. In 1969 only 15 formal administrative orders were issued. In 1979, 39 were issued and 76 were issued in 1978. No requests for advisory opinions were received from the Executive or Legislature in 1969 and less than one per year prior to 1972. Now the average is three or more per year. The problems of trial court congestion demand ever more direct attention, particularly in major metropolitan areas. This past year large amounts of time have been spent on major Probate Rule changes, the subject of sentence review, and preparations for a complete revision of the General Court Rules.

VI. Conclusion

The court has searched for every conceivable method to cope with the problems stemming from the threefold increase in its case and administrative workloads. It has enlarged its staff; utilized the most efficient equipment; and adopted procedures to complete more cases and to complete them sooner. In the year ended June 30, 1979 the Court issued 2,454 orders, 1,508 final orders and 946 orders on motions and administrative matters. With trivial exceptions, each Justice must act upon each order. Thus in the year ended June 30, 1979 each Justice had to reach a decision about and participate in the issuance, on average, of more than 47 per week. The Court will continue to seek greater efficiency in its operation, to achieve greater production without a reduction of the quality of the decisions made, but it is believed that the Court is at or close to the limit of its capacity.

—Report prepared by
Supreme Court Clerk Harold Hoag

COURT OF APPEALS



The Constitution
State of Michigan
Article VI Sec. 8

"The court of appeals shall consist initially of nine judges who shall be nominated and elected at non-partisan elections from districts drawn on county lines and as nearly as possible of equal population, as provided by law. The supreme court may prescribe by rule that the court of appeals sit in divisions and for the terms of court and the times and places thereof. Each such division shall consist of not fewer than three judges. The number of judges comprising the court of appeals may be increased, and the districts from which they are elected may be changed by law."

Legend
I
II
III

1st District—Detroit
2nd District—Lansing
3rd District—Grand Rapids

Judgeships 18

November, 1979

COURT OF APPEALS

CIRCUIT COURT

PROBATE COURT

DISTRICT COURT

ANNUAL REPORT

COURT OF APPEALS

(Chief Clerk Ronald L. Dzierbicki, of the Court of Appeals reports that the following statistics for calendar year 1978 are not verifiable and are expected to change when a final audit is possible. At the beginning of the fourth quarter of 1978, the Court of Appeals converted all records from a manual to an automated system. Because of other priorities, the Chief Clerk said it has been impossible to fully implement and verify the statistical module on the computer system. As a result, certain programming and data entry errors have not been eliminated--for example, the program does not count consolidated cases, and certain coded orders have not been programmed to close out an appeal. Therefore, the statistics presented here represent minimum figures which can be expected to increase when the statistical module is complete.)

| <u>FILINGS</u> | <u>TOTAL FILINGS</u> | <u>NUMERICAL CHANGE</u> | <u>PERCENTAGE CHANGE</u> |
|----------------|----------------------|-------------------------|--------------------------|
| 1969 | 1,959 | 65 | + 3.4% |
| 1970 | 2,214 | 255 | +13.0% |
| 1971 | 2,336 | 122 | + 5.5% |
| 1972 | 2,799 | 463 | +19.8% |
| 1973 | 3,076 | 277 | + 9.8% |
| 1974 | 3,579 | 503 | +16.4% |
| 1975 | 4,435 | 856 | +23.9% |
| 1976 | 4,544 | 109 | + 2.5% |
| 1977 | 5,274 | 730 | +16.0% |
| 1978 | 5,248 | -26 | - .005% |

| | <u>CLAIM OF APPEAL</u> | <u>ALL OTHER FILINGS</u> |
|------|------------------------|--------------------------|
| 1969 | 1,216 or 62% | 743 or 38% |
| 1970 | 1,412 or 64% | 802 or 36% |
| 1971 | 1,570 or 67% | 766 or 33% |
| 1972 | 1,617 or 58% | 1,182 or 42% |
| 1973 | 1,861 or 61% | 1,215 or 39% |
| 1974 | 2,467 or 69% | 1,112 or 31% |
| 1975 | 3,090 or 70% | 1,345 or 30% |
| 1976 | 3,007 or 66% | 1,537 or 34% |
| 1977 | 3,673 or 70% | 1,601 or 30% |
| 1978 | 3,703 or 71% | 1,545 or 29% |

CLAIMS
 JUDGE ASSIGNMENTS
 CIRCUIT COURT
 PROBATE COURT
 DISTRICT COURT

Change in Numbers of Claims of Appeal

NUMERICAL PERCENTAGE

| | | |
|------|-----|-------|
| 1969 | 109 | 10% |
| 1970 | 196 | 16% |
| 1971 | 158 | 11% |
| 1972 | 47 | 3% |
| 1973 | 244 | 15% |
| 1974 | 606 | 33% |
| 1975 | 623 | 25% |
| 1976 | -83 | -3% |
| 1977 | 666 | 22% |
| 1978 | 30 | .008% |

Change in Numbers of All Other Filings

NUMERICAL PERCENTAGE

| | |
|------|-------|
| -44 | -5.6% |
| 59 | 7.9% |
| -36 | -4.5% |
| 416 | 54.3% |
| 33 | 2.7% |
| -103 | -8.5% |
| 233 | 20.9% |
| 192 | 12.5% |
| 64 | .04% |
| -56 | -.04% |

DISPOSITIONS

| | 1972 | 1973 | 1974 | 1975 | 1976 | 1977 | 1978 | Increase Decrease (1978-1977) |
|-----------------|-------|-------|-------|-------|-------|-------|-------|-------------------------------------|
| Written Opinion | 1,252 | 1,418 | 1,445 | 1,669 | 1,953 | 2,343 | 2,550 | +207 +9% |
| Order | 1,207 | 1,532 | 1,379 | 1,834 | 2,631 | 2,445 | 2,387 | - 58 -2% |
| TOTAL | 2,459 | 2,950 | 2,824 | 3,503 | 4,584 | 4,788 | 4,937 | +149 +3% |

COURT OF APPEALS JUDGES

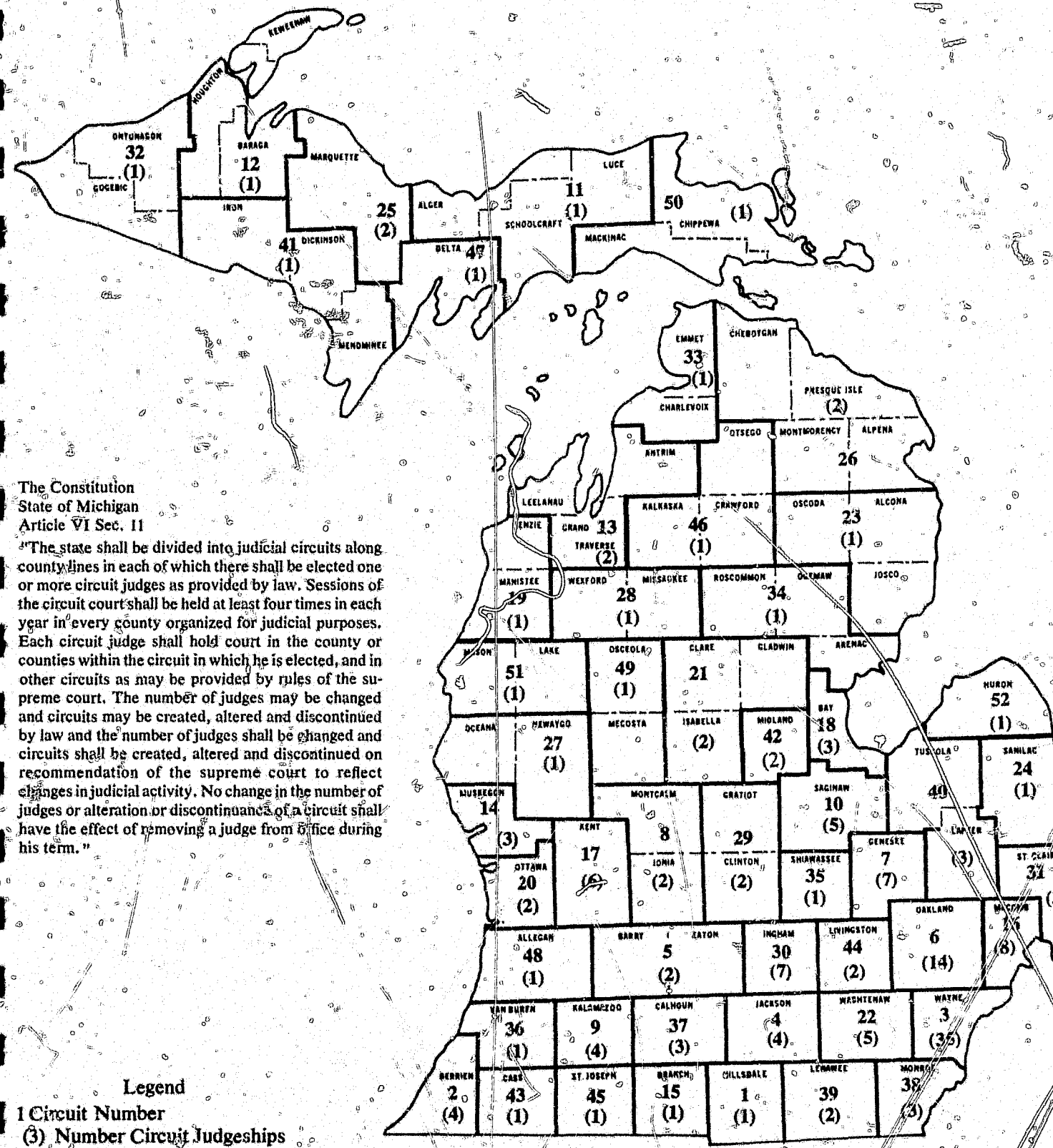
Robert J. Danhof, East Lansing, Chief Judge

Glenn S. Allen, Jr., Lansing
 George N. Bashara, Jr., Detroit
 William R. Beasley, Birmingham
 Vincent J. Brennen, Detroit
 S. Jerome Bronson, Franklin
 Robert B. Burns, Grand Rapids
 Thomas M. Burns, Saginaw
 Michael F. Cavanagh, Lansing
 Walter P. Cynar, Mt. Clemens

John H. Gillis, Grosse Pointe
 Donald E. Holbrook, Jr., Clare
 Nathan J. Kaufman, Detroit
 Michael J. Kelly, Bloomfield Hills
 Barbara B. MacKenzie, Petoskey
 Richard M. Maher, Livonia
 Dorothy C. Riley, Grosse Pointe Farms
 Daniel F. Walsh, Gaylord

Barbara B. MacKenzie succeeded Donald E. Holbrook, Sr.

CIRCUIT COURT



The Constitution State of Michigan Article VI Sec. 11
 "The state shall be divided into judicial circuits along county lines in each of which there shall be elected one or more circuit judges as provided by law. Sessions of the circuit court shall be held at least four times in each year in every county organized for judicial purposes. Each circuit judge shall hold court in the county or counties within the circuit in which he is elected, and in other circuits as may be provided by rules of the supreme court. The number of judges may be changed and circuits may be created, altered and discontinued by law and the number of judges shall be changed and circuits shall be created, altered and discontinued on recommendation of the supreme court to reflect changes in judicial activity. No change in the number of judges or alteration or discontinuance of a circuit shall have the effect of removing a judge from office during his term."

Legend
 1 Circuit Number
 (3) Number Circuit Judgeships
 Number of Circuit Courts 52
 Judgeships 163

CIRCUIT COURT
 PROBATE COURT
 DISTRICT COURT

CIRCUIT COURT BRIEFS

- Statewide, 159,486 cases were reported commenced in Circuit Court; 223,197 matters reported disposed. (These were the totals for all circuits except Jackson, Arenac and Mason Counties.)
- Detroit's Recorder's Court reported 9,045 cases commenced in the Felony Division; 10,970 dispositions.
- Active pending cases at the end of the year totaled 130,529. This included 50,422 cases pending in Wayne Circuit Court and 5,513 pending in Recorder's Court-Felony Division.
- 2,723 jury trials were reported statewide in Circuit Court; 4,525 trials without jury. Recorder's Court reported 528 jury trials; 541 trials without jury.
- 5,732 Circuit Court civil cases were dismissed for no progress under General Court Rule 501.3.
- 28,077 Circuit Court cases were dismissed before preliminary examination or before trial, or dismissed under General Court Rule 102.5—the 180-day rule. (Wayne County did not report dismissals.) Recorder's Court reported 3,152 dismissals.

SUPPLEMENTS CONTAINING DETAILED STATISTICS OF INDIVIDUAL CIRCUIT COURTS ARE AVAILABLE. CONTACT THE INFORMATION SERVICES DEPARTMENT, STATE COURT ADMINISTRATIVE OFFICE, BOX 30048, LANSING, MICH. 48848

Report of Circuit Caseload

STATEWIDE SUMMARY

| ***** | | | | | | | | | | | | |
|---|---------|-------|---------------|------------------|-------|------|--------|-------|-------|------|-------|--------|
| | APPEALS | FY | PERSONAL INJ. | FAMILY RELATIONS | NP | CL | ALL | T | | | | |
| | IN AR | CRIM | ND/NI | DO/DM DP | DU/DS | PROD | LABOR | | | | | |
| | NO CRIM | AV | INAL | AUTO | NO | DIV | PATER | URES | UCTS | RELA | OTHER | A |
| | INAL | CIVIL | NEG | OTHER | ORCE | NITY | SUP | LIAB | TIONS | | L | |
| ***** | | | | | | | | | | | | |
| PENDING CASES AT BEGINNING OF THE YEAR..... | | | | | | | | | | | | |
| INACTIVE BENCH WARRANTS..... | 10 | 0 | 0 | 947 | 7 | 0 | 585 | 192 | 175 | 1 | 25 | 1933 |
| INACTIVE NON-SERVICE..... | 20 | 0 | 0 | 432 | 1475 | 723 | 4841 | 884 | 2169 | 104 | 23 | 12722 |
| SUBTOTAL (LINE 10 + 20)..... | 30 | 0 | 0 | 1379 | 1482 | 723 | 5426 | 1076 | 2344 | 105 | 24 | 14655 |
| ACTIVE PENDING..... | 40 | 469 | 697 | 7693 | 6277 | 3271 | 31062 | 3909 | 4809 | 533 | 123 | 73165 |
| NEW CASES FILED THIS YEAR..... | 50 | 407 | 650 | 19161 | 4871 | 1861 | 46256 | 4539 | 13838 | 242 | 97 | 115719 |
| SUBTOTAL ACTIVE CASELOAD (LINE 40 + 50)..... | 60 | 876 | 1347 | 26854 | 10848 | 5132 | 77318 | 8448 | 18647 | 775 | 220 | 188884 |
| RE-OPENED CASES..... | | | | | | | | | | | | |
| REMANDS FROM HIGHER COURTS..... | 70 | 7 | 15 | 91 | 7 | 10 | 8 | 1 | 0 | 0 | 0 | 191 |
| PROBATION VIOLATIONS..... | 75 | 0 | 0 | 2134 | 0 | 0 | 0 | 0 | 0 | 0 | 0 | 2150 |
| POST JUDGEMENT PROCEEDINGS..... | 80 | 1 | 0 | 293 | 16 | 14 | 18583 | 1058 | 3035 | 4 | 1 | 23420 |
| APPEARANCE AFTER BENCH WARRANT ISSUED..... | 90 | 0 | 0 | 851 | 0 | 0 | 398 | 142 | 89 | 0 | 0 | 1502 |
| SERVICE MADE/ARRAIGNMENT..... | 95 | 0 | 0 | 1642 | 2021 | 894 | 14968 | 1983 | 4996 | 116 | 34 | 32561 |
| MISTRIALS..... | 100 | 0 | 0 | 58 | 5 | 1 | 0 | 0 | 0 | 0 | 1 | 69 |
| OTHER..... | 110 | 1 | 3 | 980 | 127 | 244 | 1160 | 266 | 670 | 17 | 0 | 4104 |
| SUBTOTAL..... | 120 | 9 | 18 | 6090 | 2208 | 1174 | 35485 | 3552 | 8930 | 138 | 38 | 64785 |
| TOTAL ACTIVE CASELOAD (LINE 60 + 120)..... | 180 | 885 | 1365 | 32944 | 13156 | 6306 | 112803 | 12000 | 27577 | 913 | 258 | 253669 |
| JUDICIAL DISPOSITIONS..... | | | | | | | | | | | | |
| GUILTY PLEAS..... | 140 | 8 | 0 | 11259 | 0 | 0 | 0 | 0 | 0 | 0 | 0 | 11267 |
| TRIALS WITHOUT JURY..... | 150 | 6 | 10 | 350 | 60 | 42 | 2061 | 120 | 22 | 6 | 5 | 3698 |
| TRIALS BY JURY..... | 160 | 1 | 0 | 1322 | 300 | 121 | 0 | 71 | 0 | 24 | 2 | 2111 |
| DISMISSALS..... | 170 | 166 | 239 | 3778 | 2648 | 1308 | 7122 | 1497 | 4454 | 137 | 65 | 28077 |
| REMANDS TO LOWER COURTS..... | 180 | 113 | 88 | 1324 | 309 | 151 | 0 | 0 | 0 | 9 | 2 | 2477 |
| NO PROGRESS..... | 190 | 0 | 68 | 0 | 157 | 177 | 3330 | 194 | 486 | 6 | 9 | 5732 |
| BENCH WARRANTS..... | 200 | 0 | 0 | 879 | 0 | 0 | 372 | 130 | 98 | 0 | 0 | 1494 |
| OTHER JUDICIAL DISPOSITIONS..... | 210 | 133 | 294 | 4587 | 1271 | 714 | 50903 | 4742 | 13901 | 73 | 35 | 88209 |
| SUBTOTAL JUDICIAL DISP (ADD 140 THRU 210)..... | 220 | 427 | 699 | 23499 | 4745 | 2513 | 63788 | 6754 | 18961 | 255 | 118 | 143065 |
| OTHER DISPOSITIONS..... | | | | | | | | | | | | |
| NON-SERVICE..... | 230 | 0 | 0 | 1680 | 1862 | 812 | 16326 | 2005 | 5046 | 139 | 32 | 36010 |
| TOTAL DISPOSITIONS (LINE 220 + 230)..... | 240 | 427 | 699 | 25179 | 6607 | 3325 | 80114 | 8759 | 24007 | 394 | 150 | 179075 |
| PENDING CASES AT END OF YEAR..... | | | | | | | | | | | | |
| INACTIVE BENCH WARRANTS (LINE 10-90+200)..... | 250 | 0 | 0 | 975 | 7 | 0 | 559 | 180 | 184 | 1 | 1 | 1925 |
| INACTIVE NON-SERVICE (LINE 20 - 95 +230)..... | 260 | 0 | 0 | 470 | 1310 | 641 | 6199 | 906 | 2219 | 127 | 21 | 16171 |
| ACTIVE PENDING (LINE 130 - 240)..... | 270 | 458 | 666 | 7765 | 6549 | 2981 | 32689 | 3241 | 3570 | 519 | 108 | 74594 |
| TOTAL CASES PENDING END YEAR (250+260+270)..... | 280 | 458 | 666 | 9210 | 7872 | 3622 | 39447 | 4327 | 5973 | 647 | 130 | 92690 |
| CIVIL CASES PENDING OVER TWO YEARS..... | 290 | 3 | 53 | 171 | 1537 | 826 | 705 | 558 | 739 | 213 | 36 | 8013 |

NOTE: Statistics for the following counties are not included in this summary: Wayne, Jackson, Arenac and Mason. Detailed statistics for Wayne County, however, are in the Circuit Court supplement. (Wayne County reported 43,767 new cases filed; 44,122 dispositions; 50,422 active pending cases.)

Detroit's Recorder's Court
(Felony Division)

| Line No. | | |
|----------|---|--------|
| | PENDING CASES AT BEGINNING OF YEAR | |
| 10 | Inactive: Bench Warrants (Line 250 Last Year) | 2,410 |
| 20 | Inactive: Non-Service (Line 260 Last Year) | |
| 30 | Subtotal Add (Lines 10 & 20) | 2,410 |
| 40 | Active Pending (Line 270 Last Year) | 2,764 |
| 50 | New Cases Filed During Year | 9,045 |
| 60 | Subtotal Active Caseload (Add Lines 40 & 50) | 11,809 |
| | RE-OPENED CASES | |
| 70 | Remands From Higher Courts | 130 |
| 75 | Probation Violations | 1,007 |
| 80 | Post Judgment Proceedings | |
| 90 | Appearance After Bench Warrant Issued | 842 |
| 95 | Service Made/Arrestment | |
| 100 | Mistrials | 44 |
| 110 | Other | 83 |
| | Subtotal Re-Opened Cases (Add Lines 70, 75, 80, 90; 95, 100 & 110) | 2,106 |
| 120 | TOTAL ACTIVE CASELOAD (Add Lines 60 & 120) | 13,915 |
| | JUDICIAL DISPOSITIONS | |
| 140 | Guilty Pleas | 5,355 |
| 150 | Trials Without Jury | 541 |
| 160 | Trials By Jury | 528 |
| 170 | Dismissals | 3,152 |
| 180 | Remands To Lower Courts | |
| 190 | No Progress | |
| 200 | Bench Warrants | 1,000 |
| 210 | Other Judicial Dispositions | 394 |
| | Subtotal Judicial Dispositions (Add Lines 140, 150, 160, 170, 180, 190, 200 & 210) | 10,970 |
| | OTHER DISPOSITIONS | |
| 230 | Non-Service | |
| 240 | TOTAL DISPOSITIONS (Add Lines 220 & 230) | 10,970 |
| | PENDING CASES AT END OF YEAR | |
| 250 | Inactive: Bench Warrants (Subtract Line 90 from Line 10; Then Add Line 200) | 2,568 |
| 260 | Inactive: Non-Service (Subtract Line 95 from Line 20; Then Add Line 230) | |
| 270 | Active Pending (Subtract Line 240 from Line 130) | 2,945 |
| 280 | TOTAL CASES PENDING AT END OF YEAR (Add Lines 250, 260 & 270) | 5,513 |
| 290 | CIVIL CASES PENDING OVER TWO YEARS | |

Detroit's Recorder's Court
Misdemeanor Division

WARRANTS ISSUED

| | |
|------------------|-------|
| Files | 6,169 |
| Extra Defendants | 358 |
| Total | 6,527 |

WARRANTS BY TYPE

| | |
|--|-------|
| High Misdemeanors | 169 |
| Drug Related | 28 |
| Obscene Conduct | 20 |
| Loiters | 211 |
| Violation of State Security Guard Act | 1 |
| Malicious Destruction of Property Under \$100 | 459 |
| Burning Personal Property Under \$100 | 1 |
| Assault & Battery | 1,653 |
| Receiving & Concealing | 54 |
| Disturbing Peace | 7 |
| Enter Without Owners Permission | 149 |
| Cruelty to Animals | 6 |
| Engaging in Illegal Occupation | 166 |
| Insufficient Funds | 4 |
| Larceny Under \$100 | 2,768 |
| Tampering With Motor Vehicle | 11 |
| Firearms | 167 |
| Unsanitary Conditions | 5 |
| Air Pollution | 52 |
| Comminuted Meat Law | 24 |
| Contributing to Delinquency of Minors | 39 |
| False Reporting of Crime | 11 |
| Defraud Innkeeper | 32 |
| Welfare Fraud | 2 |
| Trespass | 41 |
| Failure to Pay Wages | 11 |
| False Statement to Obtain Unemployment Benefits | 64 |
| Obtaining of Money by False Pretense | 56 |
| Other | 139 |
| Total | 6,350 |

DISPOSITIONS

| | |
|----------|-------|
| Pleas | 3,172 |
| By Court | 2,883 |
| By Jury | 35 |
| Total | 6,090 |

JUDGE ASSIGNMENTS
STATISTICAL ANALYSES
CIRCUIT COURT
PROBATE COURT
DISTRICT COURT

Detroit's Recorder's Court
 Misdemeanor Division

DISPOSITIONS BY VERDICT

| | |
|-----------------------|-------|
| Not Guilty | 205 |
| Dismissed | 2,178 |
| Suspended Sentence | 113 |
| Confinement at DeHoCo | 521 |
| Wayne County Jail | 101 |

PROBATIONS

| | |
|----------------------------|-------|
| Only | 139 |
| With Costs | 1,277 |
| With Restitution | 22 |
| With Restitution and Costs | 107 |
| With Time | 136 |
| Other | 54 |

FINES AND/OR COSTS OR CONFINEMENT

| | |
|-------------------|-------|
| DeHoCo | 954 |
| Wayne County Jail | 158 |
| Other | 125 |
| Total | 6,090 |

CAPIASES ISSUED

| | |
|-------------------------------------|-------|
| Capiases With Cash Bond | 150 |
| Capiases With Personal Recognizance | 649 |
| Re-Arrest (Release to Appear) | 853 |
| Total | 1,652 |

WRITS AND MISCELLANEOUS MATTERS

| | |
|------------------------------------|-------|
| Writs of Habeas Corpus | 252 |
| Extra Respondents | 164 |
| Contempt of Court Citations | 20 |
| Reverse Writs | 582 |
| Attachments for Defaulting Witness | 101 |
| Waiver of Extradition | 95 |
| Order to Show Cause | 22 |
| Order for Hearing | 5 |
| Bench Warrants | 7 |
| Other | 14 |
| Total | 1,262 |

RECORDER'S COURT

TRAFFIC AND ORDINANCE DIVISION

State Offenses - Traffic

| | |
|-----------------------------------|--------|
| Active Pending, Beginning of Year | 16,598 |
| New Cases Filed, During Year | 16,230 |
| Subtotal Active Caseload | 32,828 |
| Dispositions | 9,974 |
| Pending at End of Year | 22,854 |

City Ordinance - Traffic

| | |
|-----------------------------------|---------|
| Active Pending, Beginning of Year | 187,075 |
| New Cases Filed, During Year | 347,414 |
| Subtotal Active Caseload | 534,489 |
| Dispositions | 287,233 |
| Pending at End of Year | 247,256 |

City Ordinance - Non-Traffic

| | |
|-----------------------------------|---------|
| Active Pending, Beginning of Year | 125,056 |
| New Cases Filed, During Year | 68,543 |
| Subtotal Active Caseload | 193,599 |
| Dispositions | 44,073 |
| Pending at End of Year | 149,526 |

| | |
|----------------------------|---------|
| TOTAL ACTIVE CASELOAD | 760,916 |
| TOTAL DISPOSITIONS | 341,280 |
| TOTAL PENDING, END OF YEAR | 419,636 |

JUDGE ASSIGNMENTS
 STATISTICAL ANALYSES -
 CIRCUIT COURT
 PROBATE COURT
 DISTRICT COURT

CIRCUIT COURT JUDGES

| CIRCUIT & JUDGES | COUNTY | CIRCUIT & JUDGES | COUNTY |
|---|-----------|---|-------------------|
| <u>1st</u> 1 Harvey Moes | Hillsdale | <u>4th</u> Gordon W. Britten Charles J. Falahee James G. Fleming Russell E. Noble | Jackson |
| <u>2nd</u> Zoe S. Burkholz Chester J. Byrns Julian E. Hughes William S. White | Berrien | <u>5th</u> Hudson E. Deming Richard E. Robinson | Barry Eaton |
| <u>3rd</u> Victor J. Baum Theodore R. Bohn Susan D. Borman Thomas J. Brennan Irwin H. Burdick William Leo Cahalan Robert J. Colombo Andrew DiMaggio Harry J. Dingeman, Jr. Patrick J. Duggan Richard D. Dunn Charles S. Farmer Neal Fitzgerald Thomas J. Foley Horace W. Gilmore William J. Giovan Roman S. Gribbs James A. Hathaway John H. Hausner Harold Hood Charles Kaufman John R. Kirwan James Montante Joseph A. Moynihan, Jr. John D. O'Hair Roland L. Olzark Joseph G. Rashid Maureen P. Reilly Thomas Roumell Harold M. Ryan Peter B. Spivak Michael L. Stacey Joseph B. Sullivan Myron H. Wahls John M. Wise | Wayne | <u>6th</u> Steven N. Andrews William John Beer Hilda Gage Alice L. Gilbert Richard D. Kuhn Francis X. O'Brien John N. O'Brien Farrell E. Roberts Gene Schnelz Robert L. Templin, Jr. James S. Thorburn Robert B. Webster Frederick C. Ziem | Oakland |
| | | <u>7th</u> Ollie B. Bivins, Jr. Earl E. Borradaile Philip C. Elliott Donald R. Freeman Harry B. McArz Robert M. Ransom Thomas C. Yeotis | Genesee |
| | | <u>8th</u> James L. Banks Charles W. Simon, Jr. | Ionia Montcalm |
| | | <u>9th</u> Donald T. Anderson Robert L. Borsos Patrick H. McCauley Charles H. Mullen, Jr. | Kalamazoo |

1 Harvey Moes succeeded Kenneth G. Prettie.
 2 Susan D. Borman succeeded George T. Martin.
 3 James A. Hathaway elected to new judgeship.
 4 Harold M. Ryan elected to new judgeship.
 5 Hilda Gage elected to new judgeship.
 6 Gene Schnelz elected to new judgeship.
 7 James L. Banks elected to new judgeship.

CIRCUIT & JUDGES

COUNTY

CIRCUIT & JUDGES

COUNTY

| | | | |
|---|------------------------------------|---|--|
| <u>10th</u> Hazen R. Armstrong Fred J. Borchard Eugene Snow Huff Gary R. McDonald Joseph R. McDonald | Saginaw | <u>18th</u> 5 Ira W. Butterfield 6 Eugene Penzien John X. Theiler | Bay |
| <u>11th</u> William F. Hood | Alger Luce Schoolcraft | <u>19th</u> Charles A. Wickens | Manistee Benzie |
| <u>12th</u> Stephen D. Condon | Baraga Houghton Keweenaw | <u>20th</u> Calvin L. Bosman James E. Townsend | Ottawa |
| <u>13th</u> William R. Brown Charles M. Forster | Antrim Gd. Traverse Leelanau | <u>21st</u> Robert H. Campbell Paul F. O'Connell | Clare Gladwin Isabella |
| <u>14th</u> 1 Robert M. Daniels 2 Ronald H. Pannucci John H. Piercey | Muskegon | <u>22nd</u> William F. Ager, Jr. Ross W. Campbell, Jr. Henry T. Conlin Patrick J. Conlin Edward D. Deake | Washtenaw |
| <u>15th</u> Thomas C. Megargle | Branch | <u>23rd</u> Allan C. Miller | Alcona Iosco Oscoda |
| <u>16th</u> Raymond R. Cashen Robert J. Chrzanowski 3 James C. Daner George R. Deneweth Edward J. Gallagher Frank E. Jeannette Kenneth N. Sanborn Hunter D. Stair | Macomb | <u>24th</u> Allen E. Keyes | Huron Sanilac |
| <u>17th</u> George V. Boucher George R. Cook Stuart Hoffius John T. Letts Roman J. Snow 4 Woodrow A. Yared | Kent | <u>25th</u> John E. McDonald Edward A. Quinnell | Marquette |
| | | <u>26th</u> 7 Richard G. Boyce Joseph P. Swallow | Alpena Cheboygan Montmorency Presque Isle |

1 Robert M. Daniels succeeded Charles Larnard.
 2 Ronald H. Pannucci succeeded Fredric A. Grimm.
 3 James C. Daner succeeded Howard R. Carroll.
 4 Woodrow A. Yared elected to new judgeship.
 5 Ira W. Butterfield succeeded Leon R. Dardas.
 6 Eugene Penzien elected to new judgeship.
 7 Richard G. Boyce succeeded Philip J. Glennie.

STATISTICAL ANALYSES - PROBATE COURT - DISTRICT COURT
CIRCUIT COURT

ANNUAL REPORT

CIRCUIT & JUDGES

COUNTY

27th
1 Terrence R. Thomas
Newaygo
Oceana

28th
William R. Peterson
Missaukee
Wexford

29th
2 Timothy M. Green
3 Randy L. Tahvonen
Clinton
Gratiot

30th
4 Robert Holmes Bell
Thomas L. Brown
5 James R. Giddings
Michael G. Harrison
Ray C. Hotchkiss
James T. Kallman
Jack W. Warren
Ingham

31st
6 James T. Corden
Ernest F. Oppliger
Halford I. Streeter
St. Clair

32nd
Donald L. Munro
Gogebic
Ontonagon

33rd
Martin B. Weighner
Charlevoix
Emmet

34th
Carl L. Horn
Arenac
Ogemaw
Roscommon

35th
Peter J. Marutiak
Shiawassee

36th
Meyer Warshawsky
Van Buren

CIRCUIT & JUDGES

COUNTY

37th
Creighton R. Coleman
Stanley Everett
Paul Nicolich
Calhoun

38th
7 James J. Kelley, Jr.
Daniel L. Sullivan
William J. Weipert, Jr.
Monroe

39th
Kenneth B. Glaser, Jr.
Rex B. Martin
Lenawee

40th
Norman A. Baguley
Martin E. Clements
8 Patrick Reed Joslyn
Lapeer
Tuscola

41st
V. Robert Payant
Dickinson
Iron
Menominee

42nd
David S. DeWitt
Tyrone Gillespie
Midland

43rd
James E. Hoff
Cass

44th
Bert M. Hensick
Paul R. Mahinske
Livingston

45th
Robert E.A. Boyle
St. Joseph

46th
William A. Porter
Crawford
Kalkaska
Otsego

47th
Clair J. Hoehn
Delta

- 1 Terrence R. Thomas succeeded Harold Van Domelen
- 2 Timothy M. Green elected to new judgeship
- 3 Randy L. Tahvonen succeeded Leo W. Corkin
- 4 Robert Holmes Bell elected to new judgeship
- 5 James R. Giddings elected to new judgeship
- 6 James T. Corden elected to new judgeship
- 7 Daniel L. Sullivan elected to new judgeship
- 8 Patrick Reed Joslyn elected to new judgeship

ANNUAL REPORT

CIRCUIT & JUDGES

COUNTY

48th
George R. Corsiglia
Allegan

49th
Lawrence C. Root
Mecosta
Osceola

50th
Nicholas J. Lambros
Chippewa
Mackinac

51st
1 Richard I. Cooper
Mason
Lake

52nd
2 M. Richard Knoblock
Huron

1 Richard I. Cooper elected to new judgeship.
2 M. Richard Knoblock elected to new judgeship

NOTE: Redistricting of the 19th and 28th Circuits and creation of the 51st Circuit occurred during this year. The 52nd Circuit was also created January 1, 1979.

RECORDER'S COURT JUDGES

| | |
|-------------------------|-----------------------|
| Michael J. Connor | Clarence Laster, Jr. |
| Evelyn K. Cooper | Warfield Moore, Jr. |
| George W. Crockett, III | John Patrick O'Brien |
| Robert L. Evans | Samuel H. Olsen |
| Geraldine Bledsoe Ford | Justin C. Ravitz |
| Samuel C. Gardner | Dalton A. Roberson |
| Joseph A. Gillis | James E. Roberts |
| William C. Hague | Michael F. Sapala |
| Henry L. Heading | M. John Shamo |
| Donald L. Hobson | Lawrence D. Silverman |
| Clarice Jobes | Craig S. Strong |
| Verá Massey Jones | Edward M. Thomas |
| David P. Kerwin | Leonard Townsend |

JUDGE ASSIGNMENTS
STATISTICAL ANALYSES
CIRCUIT COURT
PROBATE COURT
DISTRICT COURT

ANNUAL REPORT

Population of Counties and Judicial Circuits of Michigan

| County | Circuit | Population | | |
|---------------------|---------|------------|-----------|-----------|
| | | 1970 | 1975 | 1985 |
| Hillsdale..... | 1 | 37,171 | 40,098 | 43,656 |
| Berrien..... | 2 | 163,875 | 169,972 | 175,722 |
| Wayne..... | 3 | 2,666,751 | 2,529,076 | 2,379,842 |
| Jackson..... | 4 | 143,274 | 146,736 | 155,409 |
| Barry..... | 5 | 38,166 | 41,266 | 47,051 |
| Eaton..... | | 68,892 | 76,948 | 93,225 |
| Total..... | | 107,058 | 118,214 | 140,276 |
| Oakland..... | 6 | 907,871 | 963,290 | 1,047,266 |
| Genesee..... | 7 | 444,341 | 446,585 | 448,447 |
| Ionia..... | 8 | 45,848 | 47,463 | 52,820 |
| Montcalm..... | | 39,660 | 43,625 | 51,320 |
| Total..... | | 85,508 | 91,088 | 104,140 |
| Kalamazoo..... | 9 | 201,550 | 201,379 | 211,066 |
| Saginaw..... | 10 | 219,743 | 226,357 | 233,047 |
| Alger..... | 11 | 8,568 | 9,006 | 10,709 |
| Luce..... | | 6,789 | 7,116 | 8,478 |
| Schoolcraft..... | | 8,226 | 8,572 | 9,621 |
| Total..... | | 23,583 | 24,694 | 28,808 |
| Baraga..... | 12 | 7,789 | 8,052 | 9,373 |
| Houghton..... | | 34,652 | 36,884 | 40,559 |
| Keyseraw..... | | 2,264 | 2,181 | 2,437 |
| Total..... | | 44,705 | 47,117 | 52,369 |
| Antrim..... | 13 | 12,612 | 15,359 | 19,640 |
| Grand Traverse..... | | 39,175 | 45,059 | 55,878 |
| Leelanau..... | | 10,872 | 12,385 | 15,321 |
| Total..... | | 62,659 | 72,803 | 90,839 |
| Muskegon..... | 14 | 157,426 | 157,369 | 157,764 |
| Branch..... | 15 | 37,906 | 38,203 | 40,998 |
| Macomb..... | 16 | 625,309 | 666,335 | 736,078 |
| Kent..... | 17 | 411,044 | 424,013 | 453,629 |
| Bay..... | 18 | 117,339 | 120,098 | 122,079 |
| Manistee..... | 19 | 20,094 | 21,508 | 24,123 |
| Ottawa..... | 20 | 128,181 | 140,434 | 170,224 |
| Clare..... | 21 | 16,695 | 21,103 | 28,918 |
| Gladwin..... | | 13,471 | 16,683 | 21,859 |
| Isabella..... | | 44,594 | 49,604 | 57,568 |
| Total..... | | 74,760 | 87,390 | 108,345 |

ANNUAL REPORT

Population of Counties and Judicial Circuits of Michigan

| County | Circuit | Population | | |
|-------------------|---------|------------|---------|---------|
| | | 1970 | 1975 | 1985 |
| Washtenaw..... | 22 | 234,103 | 248,210 | 304,095 |
| Alcona..... | 23 | 7,113 | 8,545 | 9,853 |
| Iosco..... | | 24,905 | 28,512 | 35,510 |
| Oscoda..... | | 4,726 | 6,076 | 7,940 |
| Total..... | | 36,744 | 43,133 | 53,303 |
| Sanilac..... | 24 | 34,889 | 38,854 | 46,470 |
| Marquette..... | 25 | 64,686 | 69,626 | 77,560 |
| Alpena..... | 26 | 30,708 | 32,911 | 38,005 |
| Cheboygan..... | | 16,573 | 19,376 | 22,286 |
| Montmorency..... | | 5,247 | 6,888 | 9,240 |
| Presque Isle..... | | 12,836 | 13,856 | 15,984 |
| Total..... | | 65,364 | 73,031 | 85,515 |
| Mecosta..... | 27 | 27,992 | 33,755 | 43,900 |
| Newaygo..... | | 27,992 | 31,020 | 37,606 |
| Oceana..... | | 17,984 | 20,539 | 25,720 |
| Total..... | | 73,968 | 85,314 | 107,226 |
| Benzie..... | 28 | 8,593 | 9,895 | 12,156 |
| Missaukee..... | | 7,126 | 8,704 | 11,571 |
| Wexford..... | | 19,717 | 21,841 | 26,587 |
| Total..... | | 35,436 | 40,440 | 50,314 |
| Clinton..... | 29 | 48,492 | 52,269 | 61,526 |
| Gratiot..... | | 39,246 | 39,939 | 41,130 |
| Total..... | | 87,738 | 92,208 | 102,656 |
| Ingham..... | 30 | 261,039 | 268,791 | 286,310 |
| St. Clair..... | 31 | 120,175 | 129,654 | 156,056 |
| Gogebic..... | 32 | 20,676 | 20,748 | 20,575 |
| Ontonagon..... | | 10,548 | 11,240 | 13,741 |
| Total..... | | 31,224 | 31,988 | 34,316 |
| Charlevoix..... | 33 | 16,541 | 18,487 | 23,400 |
| Emmet..... | | 18,331 | 21,171 | 25,179 |
| Mackinac..... | | 9,660 | 10,575 | 11,676 |
| Total..... | | 44,532 | 50,233 | 60,255 |
| Arenac..... | 34 | 11,149 | 13,032 | 15,618 |
| Ogemaw..... | | 11,903 | 14,740 | 19,688 |
| Roscommon..... | | 9,892 | 14,392 | 18,762 |
| Total..... | | 32,944 | 42,164 | 54,068 |

ANNUAL REPORT

Population of Counties and Judicial Circuits of Michigan

| County | Circuit | Population | | |
|------------------|---------|------------|-----------|-----------|
| | | 1970 | 1975 | 1985 |
| Shiawassee..... | 35 | 63,075 | 69,001 | 78,961 |
| Van Buren..... | 36 | 56,173 | 61,439 | 72,980 |
| Calhoun..... | 37 | 141,963 | 141,138 | 140,263 |
| Monroe..... | 38 | 118,479 | 125,954 | 152,576 |
| Lenawee..... | 39 | 81,609 | 86,280 | 93,505 |
| Lapeer..... | 40 | 52,317 | 61,339 | 77,784 |
| Tuscola..... | | 48,603 | 53,285 | 63,265 |
| Total..... | | 100,920 | 114,624 | 141,049 |
| Dickinson..... | 41 | 23,753 | 24,847 | 27,758 |
| Iron..... | | 13,813 | 14,148 | 15,081 |
| Menominee..... | | 24,587 | 25,331 | 28,088 |
| Total..... | | 62,153 | 64,326 | 70,927 |
| Midland..... | 42 | 63,769 | 67,278 | 74,788 |
| Cass..... | 43 | 43,312 | 45,576 | 53,217 |
| Livingston..... | 44 | 58,967 | 77,040 | 124,697 |
| St. Joseph..... | 45 | 47,392 | 50,798 | 58,359 |
| Crawford..... | 46 | 6,482 | 8,218 | 11,483 |
| Kalkaska..... | | 5,272 | 8,200 | 12,850 |
| Otsego..... | | 10,422 | 13,389 | 19,341 |
| Total..... | | 22,176 | 29,807 | 43,674 |
| Delta..... | 47 | 35,924 | 38,916 | 44,189 |
| Allegan..... | 48 | 66,575 | 71,085 | 84,068 |
| Osceola..... | 49 | 14,838 | 17,129 | 20,982 |
| Chippewa..... | 50 | 32,412 | 36,001 | 30,259 |
| Mason..... | 51 | 22,612 | 24,567 | 27,932 |
| Lake..... | | 5,661 | 6,747 | 9,035 |
| Total..... | | 28,273 | 31,314 | 36,967 |
| Huron..... | 52 | 34,083 | 35,729 | 38,951 |
| STATE TOTAL..... | | 8,875,083 | 9,109,829 | 9,702,685 |

1985 Estimates published by Michigan Department of Economic Expansion

Statistical Analyses — Circuit Court

COURT OF CLAIMS
 JUDGE ASSIGNMENTS
 STATISTICAL ANALYSES —
 CIRCUIT COURT
 PROBATE COURT
 DISTRICT COURT

CIRCUIT COURTS

Explanation of
Statistical Profiles

The Statistical Analysis and Court Studies Unit, a new resource created in the State Court Administrative Office, has prepared the court profiles in this section to illustrate alternate formats to present data collected from the circuit courts. It is hoped that profiles presented here will be useful to court managers in evaluating their reported statistics. This section presents workload and performance statistics for the circuit courts as a whole and for 14 selected urban circuit courts individually. The individual urban circuit courts are: Bay, Berrien, Calhoun, Genesee, Ingham, Kalamazoo, Kent, Macomb, Monroe, Ottawa, Saginaw, St. Clair and Washtenaw. (Jackson is considered an urban court but was omitted because data was incomplete for that court.) The data are presented in a statistical profile format and all information pertaining to a particular court is contained on a single page. These computations allow individual courts to match their experience against the performance of other courts and compare change in performance over the previous fiscal year. Also, since reported figures are converted to rates, caseloads in different size courts can be compared, with court size becoming almost irrelevant in the comparison.

OVERALL WORKLOAD STATISTICS — These are the total number of cases in each of seven categories for both the current (1978-79) and the preceding (1977-78) fiscal year. This permits comparison of changes which have occurred between the reporting periods. A percent change column is provided to reflect the percent increase or decrease in these categories between the two fiscal years.

NUMBER OF RESIDENT JUDGESHIPS — The number of elected judges for a circuit.

ACTIONS PER RESIDENT JUDGESHIP — All figures in this section are obtained by dividing the total statistics for the court by the number of authorized judgeships. If a new judge was added in either year, the additional judgeship was prorated over the fiscal year.

Various other performance indicators are presented for each court:

Pending Inventory Index — Civil and Criminal — Obtained by dividing total civil/criminal cases pending at the end of the year by total cases filed in each category during the year. The smaller the percentage figure, the smaller the pending caseload is in relation to new cases filed.

% Active Pending Over Two Years — Obtained by dividing the total number of cases pending over two years by the total number of cases pending at the end of the year. The higher the percentage figure, the higher is the proportion of pending cases which are at least two years old.

% of Judicial Dispositions by Trial — Civil and Criminal — Obtained by dividing total trials (bench + jury) by total judicial dispositions in each category.

RANK IN URBAN CIRCUIT COURTS — These ranks show where a court's workload and performance stand in relation to the other urban circuit courts in the state. The 14 urban courts were mathematically arranged in a ranked order with respect to each of the indices of workload or performance found on the profile. If there is a tie at a particular standing, then each of the tied courts receives the same standing designation. All indicators are ranked high to low except "% Active Pending Over Two Years" which is ranked low to high.

STATISTICAL AVERAGE FOR THE URBAN CIRCUIT COURTS — Each workload and performance statistic was averaged for the 14 urban courts. This permits each court to compare their figures with the "average" workload or performance figures for courts of similar type in the state.

CIVIL AND CRIMINAL FILINGS BY NATURE OF LITIGATION — This table reflects how case filings in each case category have changed since fiscal year 1977-78.

OVERALL
WORKLOAD
STATISTICS

| | STATISTICS FOR 12 MONTH PERIOD ENDING JUNE 30 | | % CHANGE 1977-78 to 1978-79 |
|------------------------|---|---------|--------------------------------------|
| | 1978-79 | 1977-78 | |
| CIVIL FILINGS | 76,802 | 73,703 | +4% |
| CRIMINAL FILINGS | 14,650 | 14,027 | +4% |
| TOTAL FILINGS | 91,452 | 87,730 | +4% |
| TOTAL ACTIVE CASELOAD | 203,072 | 191,782 | +6% |
| JUDICIAL DISPOSITIONS | 115,991 | 108,450 | +7% |
| OTHER DISPOSITIONS | 23,812 | 22,616 | +5% |
| PENDING AT END OF YEAR | 75,687 | 72,643 | +4% |

NUMBER OF RESIDENT JUDGESHIPS

| FILINGS | TOTAL | 561 | 597 | % CHANGE | |
|-----------------------|----------|-----|-----|----------|-----|
| | CIVIL | 471 | 501 | | -6% |
| | CRIMINAL | 90 | 95 | | -5% |
| PENDING CASES | 464 | 494 | -6% | | |
| JUDICIAL DISPOSITIONS | 712 | 738 | -4% | | |
| TRIALS COMPLETED | 31 | 34 | -9% | | |

ACTIONS
PER
RESIDENT
JUDGESHIP

| | | | |
|--|-----|-----|------|
| PENDING INVENTORY INDEX - CIVIL | 89% | 89% | -0- |
| PENDING INVENTORY INDEX - CRIMINAL | 51% | 52% | -2% |
| % ACTIVE PENDING OVER TWO YEARS | 8% | 6% | +33% |
| % OF JUDICIAL DISPOSITIONS BY TRIAL - CIVIL | 4% | 4% | -0- |
| % OF JUDICIAL DISPOSITIONS BY TRIAL - CRIMINAL | 8% | 8% | -0- |

OTHER

CIVIL AND CRIMINAL FILINGS BY NATURE OF LITIGATION

| | APPEALS | | CRIMINAL | PERSONAL INJURY | | FAMILY RELATIONS | | | PRODUCT LIABILITY | LABOR RELATIONS | OTHER |
|----------|----------|-------|----------|-----------------|-------|------------------|-----------|---------|-------------------|-----------------|--------|
| | CRIMINAL | CIVIL | | AUTO NEG | OTHER | DIVORCE | PATERNITY | SUPPORT | | | |
| 1977-78 | 347 | 540 | 14,027 | 3,178 | 1,682 | 36,264 | 4,803 | 12,672 | 218 | 87 | 13,912 |
| 1978-79 | 316 | 504 | 14,650 | 3,435 | 1,818 | 37,196 | 4,462 | 13,393 | 236 | 96 | 15,346 |
| % CHANGE | -9% | -7% | +4% | +8% | +8% | +3% | -7% | +6% | +8% | +10% | +10% |

*NOTE: Data from the following counties was incomplete for fiscal year 1977-78: Arenac, Clinton, Hillsdale, Jackson, Livingston, Mason, Oakland, Osceola, and Wayne. Therefore, to do the comparisons on this page, these same counties were deleted from the 1978-79 statistics.

STATISTICAL PROFILES

FOR URBAN CIRCUIT COURTS

(Urban Circuit Courts are: Bay, Berrien, Calhoun, Genesee, Ingham, Jackson, Kalamazoo, Kent, Macomb, Monroe, Muskegon, Ottawa, Saginaw, St. Clair and Washtenaw.)

**OVERALL
WORKLOAD
STATISTICS**

| | STATISTICS FOR 12 MONTH PERIOD ENDING JUNE 30 | | PERCENT CHANGE |
|------------------------|---|---------|----------------|
| | 1978-79 | 1977-78 | |
| CIVIL FILINGS | 2863 | 2946 | - 3% |
| CRIMINAL FILINGS | 600 | 485 | +24% |
| TOTAL FILINGS | 3485 | 3447 | + 1% |
| TOTAL ACTIVE CASELOAD | 7609 | 7603 | + .1% |
| JUDICIAL DISPOSITIONS | 5270 | 5021 | + 5% |
| OTHER DISPOSITIONS | -0- | -0- | -0- |
| PENDING AT END OF YEAR | 2366 | 2075 | +14% |

NUMBER OF RESIDENT JUDGESHIPS

| | | |
|---|---|-----|
| 4 | 4 | -0- |
|---|---|-----|

**ACTIONS
PER
RESIDENT
JUDGESHIP**

| FILINGS | TOTAL | | PERCENT CHANGE | RANK IN URBAN CIRCUIT COURTS | |
|-----------------------|---------|---------|----------------|------------------------------|-------|
| | 1978-79 | 1977-78 | | 78-79 | 77-78 |
| TOTAL | 871 | 861 | + 1% | 10 | 11 |
| CIVIL | 716 | 736 | - 3% | 11 | 8 |
| CRIMINAL | 150 | 121 | +24% | 7 | 12 |
| PENDING CASES | 592 | 519 | +14% | 11 | 14 |
| JUDICIAL DISPOSITIONS | 1318 | 1255 | + 5% | 4 | 4 |
| TRIALS COMPLETED | 43 | 52 | -17% | 6 | 4 |

OTHER

| | | | | | |
|--|-----|-----|------|----|----|
| PENDING INVENTORY INDEX - CIVIL | 72% | 66% | + 9% | 11 | 13 |
| PENDING INVENTORY INDEX - CRIMINAL | 46% | 25% | +84% | 8 | 12 |
| % ACTIVE PENDING OVER TWO YEARS | -0- | -0- | -0- | 1 | 1 |
| % OF JUDICIAL DISPOSITIONS BY TRIAL - CIVIL | 3% | 3% | -0- | 8 | 7 |
| % OF JUDICIAL DISPOSITIONS BY TRIAL - CRIMINAL | 8% | 14% | -43% | 7 | 2 |

CIVIL AND CRIMINAL FILINGS BY NATURE OF LITIGATION

| | APPEALS | | CRIMINAL | PERSONAL INJURY | | FAMILY RELATIONS | | | PRODUCT LIABILITY | LABOR RELATIONS | OTHER |
|----------|----------|-------|----------|-----------------|-------|------------------|-----------|---------|-------------------|-----------------|-------|
| | CRIMINAL | CIVIL | | AUTO NEG. | OTHER | DIVORCE | PATERNITY | SUPPORT | | | |
| 1977-78 | 1 | 15 | 485 | 110 | 53 | 1315 | 217 | 807 | 5 | 1 | 438 |
| 1978-79 | 9 | 13 | 600 | 132 | 58 | 1390 | 204 | 614 | 7 | 3 | 455 |
| % CHANGE | +800% | - 13% | + 24% | + 20% | + 9% | + 6% | - 6% | - 24% | + 40% | +200% | + 4% |

** Ranking is from high to low, except for "% Active Pending Over Two Years" which is ranked low to high.

*** These averages do not include Jackson County Circuit Court for which data was unavailable.

STATISTICAL PROFILES

FOR URBAN CIRCUIT COURTS

(Urban Circuit Courts are: Bay, Berrien, Calhoun, Genesee, Ingham, Jackson, Kalamazoo, Kent, Macomb, Monroe, Muskegon, Ottawa, Saginaw, St. Clair and Washtenaw.)

**OVERALL
WORKLOAD
STATISTICS**

| | STATISTICS FOR 12 MONTH PERIOD ENDING JUNE 30 | | PERCENT CHANGE |
|------------------------|---|---------|----------------|
| | 1978-79 | 1977-78 | |
| CIVIL FILINGS | 8551 | 7131 | +20% |
| CRIMINAL FILINGS | 612 | 569 | + 8% |
| TOTAL FILINGS | 9214 | 7727 | +19% |
| TOTAL ACTIVE CASELOAD | 20485 | 16182 | +27% |
| JUDICIAL DISPOSITIONS | 10413 | 8557 | +22% |
| OTHER DISPOSITIONS | 3513 | 1109 | +217% |
| PENDING AT END OF YEAR | 8260 | 6808 | +21% |

NUMBER OF RESIDENT JUDGESHIPS

| | | |
|---|---|-----|
| 7 | 7 | -0- |
|---|---|-----|

**ACTIONS
PER
RESIDENT
JUDGESHIP**

| FILINGS | TOTAL | | PERCENT CHANGE | RANK IN URBAN CIRCUIT COURTS | |
|-----------------------|---------|---------|----------------|------------------------------|-------|
| | 1978-79 | 1977-78 | | 78-79 | 77-78 |
| TOTAL | 1316 | 1104 | +19% | 2 | 4 |
| CIVIL | 1222 | 1019 | +20% | 1 | 2 |
| CRIMINAL | 87 | 81 | + 7% | 14 | 14 |
| PENDING CASES | 1180 | 973 | +21% | 2 | 4 |
| JUDICIAL DISPOSITIONS | 1488 | 1222 | +22% | 3 | 7 |
| TRIALS COMPLETED | 52 | 42 | +24% | 4 | 8 |

OTHER

| | | | | | |
|--|-----|-----|------|----|----|
| PENDING INVENTORY INDEX - CIVIL | 93% | 91% | + 2% | 4 | 6 |
| PENDING INVENTORY INDEX - CRIMINAL | 37% | 50% | -26% | 13 | 8 |
| % ACTIVE PENDING OVER TWO YEARS | 6% | 7% | -14% | 7 | 10 |
| % OF JUDICIAL DISPOSITIONS BY TRIAL - CIVIL | 3% | 3% | -0- | 7 | 9 |
| % OF JUDICIAL DISPOSITIONS BY TRIAL - CRIMINAL | 12% | 10% | +20% | 4 | 4 |

CIVIL AND CRIMINAL FILINGS BY NATURE OF LITIGATION

| | APPEALS | | CRIMINAL | PERSONAL INJURY | | FAMILY RELATIONS | | | PRODUCT LIABILITY | LABOR RELATIONS | OTHER |
|----------|----------|--------|----------|-----------------|-------|------------------|-----------|---------|-------------------|-----------------|-------|
| | CRIMINAL | CIVIL | | AUTO NEG. | OTHER | DIVORCE | PATERNITY | SUPPORT | | | |
| 1977-78 | 2 | 25 | 569 | 299 | 113 | 3485 | 475 | 1736 | 9 | 11 | 1003 |
| 1978-79 | 1 | 50 | 612 | 391 | 139 | 4094 | 577 | 1999 | 29 | 11 | 1311 |
| % CHANGE | - 50% | + 100% | +7.6% | + 31% | + 23% | + 17% | + 21% | + 15% | +222% | -0- | + 31% |

** Ranking is from high to low, except for "% Active Pending Over Two Years" which is ranked low to high.

*** These averages do not include Jackson County Circuit Court for which data was unavailable.



COURT OF CLAIMS AND JUDICIAL ASSIGNMENTS
PROBATE COURT
DISTRICT COURT

**STATISTICAL PROFILES
FOR URBAN CIRCUIT COURTS**

(Urban Circuit Courts are: Bay, Berrien, Calhoun, Genesee, Ingham, Jackson, Kalamazoo, Kent, Macomb, Monroe, Muskegon, Ottawa, Saginaw, St. Clair and Washtenaw.)

**OVERALL
WORKLOAD
STATISTICS**

| | STATISTICS FOR 12 MONTH PERIOD ENDING JUNE 30 | | PERCENT CHANGE |
|------------------------|---|---------|-------------------|
| | 1978-79 | 1977-78 | |
| CIVIL FILINGS | 2995 | 2841 | + 5% |
| CRIMINAL FILINGS | 749 | 575 | +30% |
| TOTAL FILINGS | 3781 | 3452 | +10% |
| TOTAL ACTIVE CASELOAD | 7930 | 7597 | + 4% |
| JUDICIAL DISPOSITIONS | 4743 | 4460 | + 6% |
| OTHER DISPOSITIONS | 876 | 830 | + 6% |
| PENDING AT END OF YEAR | 2761 | 2684 | + 3% |

| | |
|---------------------------------------|-----------|
| RANK IN URBAN CIRCUIT COURTS | |
| ** | |
| 78- 79 | 77- 78 |

NUMBER OF RESIDENT JUDGESHIPS

| | | 1978-79 | | 1977-78 | | PERCENT CHANGE |
|--|----------|---------|------|---------|----|-------------------|
| | | | | | | |
| FILINGS | TOTAL | 945 | 863 | 8 | 10 | +10% |
| | CIVIL | 749 | 710 | 4 | 9 | +5% |
| | CRIMINAL | 187 | 144 | 9 | 10 | +30% |
| PENDING CASES | | 690 | 671 | 8 | 9 | + 3% |
| JUDICIAL DISPOSITIONS | | 1186 | 1115 | 7 | 9 | + 6% |
| TRIALS COMPLETED | | 41 | 37 | 10 | 10 | +11% |
| PENDING INVENTORY INDEX - CIVIL | | 74% | 77% | 3 | 3 | - 4% |
| PENDING INVENTORY INDEX - CRIMINAL | | 68% | 79% | 8 | 8 | -14% |
| % ACTIVE PENDING OVER TWO YEARS | | 7% | 7% | 10 | 11 | -0- |
| % OF JUDICIAL DISPOSITIONS BY TRIAL - CIVIL | | 2% | 2% | 9 | 6 | -0- |
| % OF JUDICIAL DISPOSITIONS BY TRIAL - CRIMINAL | | 8% | 9% | | | -11% |

OTHER

CIVIL AND CRIMINAL FILINGS BY NATURE OF LITIGATION

| | APPEALS | | CRIMINAL | PERSONAL INJURY | | FAMILY RELATIONS | | | PRODUCT LIABILITY | LABOR RELATIONS | OTHER |
|----------|----------|-------|----------|-----------------|-------|------------------|-----------|---------|-------------------|-----------------|-------|
| | CRIMINAL | CIVIL | | AUTO NEG. | OTHER | DIVORCE | PATERNITY | SUPPORT | | | |
| 1977-78 | 7 | 39 | 575 | 77 | 41 | 1455 | 292 | 330 | 12 | 4 | 630 |
| 1978-79 | 15 | 22 | 749 | 94 | 37 | 1536 | 279 | 365 | 7 | 2 | 675 |
| % CHANGE | + 114% | - 44% | + 30% | + 22% | - 10% | + 6% | - 4% | + 11% | - 42% | - 50% | + 7% |

** Ranking is from high to low, except for "% Active Pending Over Two Years" which is ranked low to high.
*** These averages do not include Jackson County Circuit Court for which data was unavailable.

**STATISTICAL PROFILES
FOR URBAN CIRCUIT COURTS**

(Urban Circuit Courts are: Bay, Berrien, Calhoun, Genesee, Ingham, Jackson, Kalamazoo, Kent, Macomb, Monroe, Muskegon, Ottawa, Saginaw, St. Clair and Washtenaw.)

**OVERALL
WORKLOAD
STATISTICS**

| | STATISTICS FOR 12 MONTH PERIOD ENDING JUNE 30 | | PERCENT CHANGE |
|------------------------|---|---------|-------------------|
| | 1978-79 | 1977-78 | |
| CIVIL FILINGS | 3846 | 3527 | + 9% |
| CRIMINAL FILINGS | 952 | 772 | +23% |
| TOTAL FILINGS | 4840 | 4344 | +11% |
| TOTAL ACTIVE CASELOAD | 9132 | 8327 | + 9% |
| JUDICIAL DISPOSITIONS | 5393 | 4667 | +16% |
| OTHER DISPOSITIONS | 1464 | 1293 | +13% |
| PENDING AT END OF YEAR | 2819 | 2858 | - 1% |

| | |
|---------------------------------------|-----------|
| RANK IN URBAN CIRCUIT COURTS | |
| ** | |
| 78- 79 | 77- 78 |

NUMBER OF RESIDENT JUDGESHIPS

| | | 1978-79 | | 1977-78 | | PERCENT CHANGE |
|--|----------|---------|-----|---------|----|-------------------|
| | | | | | | |
| FILINGS | TOTAL | 968 | 869 | 6 | 9 | +11% |
| | CIVIL | 769 | 705 | 7 | 10 | + 9% |
| | CRIMINAL | 190 | 154 | 3 | 8 | +23% |
| PENDING CASES | | 564 | 572 | 12 | 12 | - 1% |
| JUDICIAL DISPOSITIONS | | 1079 | 933 | 10 | 11 | +16% |
| TRIALS COMPLETED | | 36 | 37 | 12 | 10 | - 2% |
| PENDING INVENTORY INDEX - CIVIL | | 63% | 70% | 14 | 12 | - 1% |
| PENDING INVENTORY INDEX - CRIMINAL | | 39% | 47% | 11 | 9 | -17% |
| % ACTIVE PENDING OVER TWO YEARS | | 7% | 11% | 9 | 13 | -36% |
| % OF JUDICIAL DISPOSITIONS BY TRIAL - CIVIL | | 3% | 3% | 6 | 6 | 0% |
| % OF JUDICIAL DISPOSITIONS BY TRIAL - CRIMINAL | | 6% | 7% | 11 | 8 | -14% |

OTHER

CIVIL AND CRIMINAL FILINGS BY NATURE OF LITIGATION

| | APPEALS | | CRIMINAL | PERSONAL INJURY | | FAMILY RELATIONS | | | PRODUCT LIABILITY | LABOR RELATIONS | OTHER |
|----------|----------|-------|----------|-----------------|-------|------------------|-----------|---------|-------------------|-----------------|-------|
| | CRIMINAL | CIVIL | | AUTO NEG. | OTHER | DIVORCE | PATERNITY | SUPPORT | | | |
| 1977-78 | 1 | 44 | 772 | 186 | 57 | 1602 | 529 | 605 | 11 | 6 | 531 |
| 1978-79 | 11 | 31 | 952 | 223 | 89 | 1573 | 619 | 746 | 11 | 3 | 582 |
| % CHANGE | +1000% | - 30% | + 23% | + 20% | + 56% | - 2% | + 17% | + 23% | -0- | -50% | + 10% |

** Ranking is from high to low, except for "% Active Pending Over Two Years" which is ranked low to high.
*** These averages do not include Jackson County Circuit Court for which data was unavailable.

PROBATE COURT

**STATISTICAL PROFILES
FOR URBAN CIRCUIT COURTS**

(Urban Circuit Courts are: Bay, Berrien, Calhoun, Genesee, Ingham, Jackson, Kalamazoo, Kent, Macomb, Monroe, Muskegon, Ottawa, Saginaw, St. Clair and Washtenaw.)

**OVERALL
WORKLOAD
STATISTICS**

| | STATISTICS FOR 12 MONTH PERIOD ENDING JUNE 30 | | PERCENT CHANGE |
|------------------------|---|---------|-------------------|
| | 1978-79 | 1977-78 | |
| CIVIL FILINGS | 2374 | 2784 | -15% |
| CRIMINAL FILINGS | 842 | 662 | +27% |
| TOTAL FILINGS | 3240 | 3479 | -7% |
| TOTAL ACTIVE CASELOAD | 6277 | 6153 | +2% |
| JUDICIAL DISPOSITIONS | 3755 | 3034 | +24% |
| OTHER DISPOSITIONS | 484 | 1164 | -58% |
| PENDING AT END OF YEAR | 2287 | 2842 | -20% |

| | |
|---------------------------------------|-----------|
| RANK IN URBAN CIRCUIT COURTS | |
| ** | |
| 78- 79 | 77- 78 |

NUMBER OF RESIDENT JUDGESHIPS: 3, 3, -0-

**ACTIONS
PER
RESIDENT
JUDGESHIP**

| FILINGS | TOTAL | 1080 | 1160 | -7% | 4 | 3 |
|-----------------------|-------|------|------|------|----|---|
| | CIVIL | 791 | 928 | -15% | 5 | 4 |
| CRIMINAL | 281 | 221 | +27% | 2 | 3 | |
| PENDING CASES | 762 | 947 | -20% | 6 | 5 | |
| JUDICIAL DISPOSITIONS | 1252 | 1011 | +24% | 5 | 9 | |
| TRIALS COMPLETED | 38 | 34 | +12% | 10 | 11 | |

OTHER

| | | | | | |
|--|-----|------|-------|----|----|
| PENDING INVENTORY INDEX - CIVIL | 87% | 100% | -13% | 6 | 3 |
| PENDING INVENTORY INDEX - CRIMINAL | 25% | 6% | +317% | 14 | 14 |
| % ACTIVE PENDING OVER TWO YEARS | 37% | 20% | +85% | 14 | 14 |
| % OF JUDICIAL DISPOSITIONS BY TRIAL - CIVIL | 2% | 2% | -0% | 12 | 10 |
| % OF JUDICIAL DISPOSITIONS BY TRIAL - CRIMINAL | 5% | 6% | -20% | 12 | 13 |

STATISTICAL AVERAGE
FOR THE
URBAN CIRCUIT
COURTS ***

| 1978-79 | 1977-78 |
|---------|---------|
| 3772 | 3603 |
| 717 | 674 |
| 4531 | 4319 |
| 10097 | 9550 |
| 5703 | 5374 |
| 1423 | 1289 |
| 3627 | 3500 |
| 5 | 4 |
| 984 | 998 |
| 807 | 816 |
| 168 | 173 |
| 795 | 815 |
| 1233 | 1242 |
| 55 | 57 |
| 87% | 87% |
| 53% | 52% |
| 10% | 6% |
| 4% | 4% |
| 8% | 8% |

CIVIL AND CRIMINAL FILINGS BY NATURE OF LITIGATION

| | APPEALS | | CRIMINAL | PERSONAL INJURY | | FAMILY RELATIONS | | | PRODUCT LIABILITY | LABOR RELATIONS | OTHER |
|----------|----------|-------|----------|-----------------|-------|------------------|-----------|---------|-------------------|-----------------|-------|
| | CRIMINAL | CIVIL | | AUTO NEG | OTHER | DIVORCE | PATERNITY | SUPPORT | | | |
| 1977-78 | 12 | 21 | 662 | 102 | 50 | 1227 | 397 | 485 | 18 | 10 | 495 |
| 1978-79 | 11 | 13 | 842 | 77 | 26 | 1083 | 389 | 414 | 6 | 13 | 366 |
| % CHANGE | +8% | -38% | +27% | -25% | -48% | -12% | -2% | -15% | -67% | +30% | -26% |

** Ranking is from high to low, except for "% Active Pending Over Two Years" which is ranked low to high.
*** These averages do not include Jackson County Circuit Court for which data was unavailable.

**STATISTICAL PROFILES
FOR URBAN CIRCUIT COURTS**

(Urban Circuit Courts are: Bay, Berrien, Calhoun, Genesee, Ingham, Jackson, Kalamazoo, Kent, Macomb, Monroe, Muskegon, Ottawa, Saginaw, St. Clair and Washtenaw.)

**OVERALL
WORKLOAD
STATISTICS**

| | STATISTICS FOR 12 MONTH PERIOD ENDING JUNE 30 | | PERCENT CHANGE |
|------------------------|---|---------|-------------------|
| | 1978-79 | 1977-78 | |
| CIVIL FILINGS | 8930 | 8930 | 0% |
| CRIMINAL FILINGS | 1158 | 979 | +18% |
| TOTAL FILINGS | 10182 | 10029 | +2% |
| TOTAL ACTIVE CASELOAD | 26222 | 25652 | +2% |
| JUDICIAL DISPOSITIONS | 15549 | 14616 | +6% |
| OTHER DISPOSITIONS | 2759 | 2726 | +1% |
| PENDING AT END OF YEAR | 9298 | 9676 | -4% |

| | |
|---------------------------------------|-----------|
| RANK IN URBAN CIRCUIT COURTS | |
| ** | |
| 78- 79 | 77- 78 |

NUMBER OF RESIDENT JUDGESHIPS: 8, 8, -0-

**ACTIONS
PER
RESIDENT
JUDGESHIP**

| FILINGS | TOTAL | 1273 | 1254 | +2% | 3 | 2 |
|-----------------------|-------|------|------|-----|----|---|
| | CIVIL | 1116 | 1117 | -0% | 2 | 3 |
| CRIMINAL | 145 | 122 | +19% | 10 | 11 | |
| PENDING CASES | 1162 | 1210 | +4% | 3 | 1 | |
| JUDICIAL DISPOSITIONS | 1944 | 1827 | +6% | 1 | 2 | |
| TRIALS COMPLETED | 35 | 33 | +6% | 14 | 12 | |

OTHER

| | | | | | |
|--|-----|-----|------|----|----|
| PENDING INVENTORY INDEX - CIVIL | 96% | 97% | -1% | 3 | 5 |
| PENDING INVENTORY INDEX - CRIMINAL | 60% | 96% | -4% | 4 | 1 |
| % ACTIVE PENDING OVER TWO YEARS | 13% | 7% | +86% | 12 | 9 |
| % OF JUDICIAL DISPOSITIONS BY TRIAL - CIVIL | 2% | 1% | +1% | 14 | 13 |
| % OF JUDICIAL DISPOSITIONS BY TRIAL - CRIMINAL | 4% | 6% | -3% | 13 | 12 |

CIVIL AND CRIMINAL FILINGS BY NATURE OF LITIGATION

| | APPEALS | | CRIMINAL | PERSONAL INJURY | | FAMILY RELATIONS | | | PRODUCT LIABILITY | LABOR RELATIONS | OTHER |
|----------|----------|-------|----------|-----------------|-------|------------------|-----------|---------|-------------------|-----------------|-------|
| | CRIMINAL | CIVIL | | AUTO NEG | OTHER | DIVORCE | PATERNITY | SUPPORT | | | |
| 1977-78 | 56 | 64 | 979 | 735 | 351 | 4535 | 209 | 738 | 39 | 16 | 2307 |
| 1978-79 | 30 | 64 | 1158 | 788 | 341 | 4494 | 158 | 695 | 37 | 7 | 2410 |
| % CHANGE | -46% | -0% | +18% | +7% | -3% | -9% | -24% | -6% | -5% | -6% | +4% |

** Ranking is from high to low, except for "% Active Pending Over Two Years" which is ranked low to high.
*** These averages do not include Jackson County Circuit Court for which data was unavailable.

STATISTICAL PROFILES FOR URBAN CIRCUIT COURTS

(Urban Circuit Courts are: Bay, Berrien, Calhoun, Genesee, Ingham, Jackson, Kalamazoo, Kent, Macomb, Monroe, Muskegon, Ottawa, Saginaw, St. Clair and Washtenaw.)

**OVERALL
WORKLOAD
STATISTICS**

| | STATISTICS FOR 12 MONTH PERIOD ENDING JUNE 30 | | PERCENT CHANGE |
|------------------------|---|---------|-------------------|
| | 1978-79 | 1977-78 | |
| CIVIL FILINGS | 5519 | 5765 | - 4% |
| CRIMINAL FILINGS | 1723 | 1651 | + 4% |
| TOTAL FILINGS | 7304 | 7491 | - 2% |
| TOTAL ACTIVE CASELOAD | 17450 | 17839 | - 2% |
| JUDICIAL DISPOSITIONS | 8238 | 8945 | - 8% |
| OTHER DISPOSITIONS | 5519 | 5765 | - 4% |
| PENDING AT END OF YEAR | 4571 | 4651 | - 2% |

RANK IN
URBAN
CIRCUIT
COURTS
**
78-
79 77-
78

NUMBER OF RESIDENT JUDGESHIPS 6 5 +20%

**ACTIONS
PER
RESIDENT
JUDGESHIP ***

| FILINGS | TOTAL | 1328 | 1498 | -11% |
|-----------------------|-------|------|------|------|
| | CIVIL | 1003 | 1153 | -13% |
| CRIMINAL | 313 | 330 | - 5% | |
| PENDING CASES | 831 | 930 | -11% | |
| JUDICIAL DISPOSITIONS | 1498 | 1789 | -16% | |
| TRIALS COMPLETED | 51 | 46 | +11% | |

1 | 1
3 | 1
1 | 1
5 | 6
2 | 3
5 | 6
12 | 14
6 | 7
4 | 6
13 | 14
8 | 9

OTHER

| | | | |
|--|-----|-----|-------|
| PENDING INVENTORY INDEX - CIVIL | 66% | 65% | + 2% |
| PENDING INVENTORY INDEX - CRIMINAL | 50% | 52% | - 4% |
| % ACTIVE PENDING OVER TWO YEARS | 4% | 4% | -0- |
| % OF JUDICIAL DISPOSITIONS BY TRIAL - CIVIL | 2% | 1% | +100% |
| % OF JUDICIAL DISPOSITIONS BY TRIAL - CRIMINAL | 9% | 7% | +29% |

CIVIL AND CRIMINAL FILINGS BY NATURE OF LITIGATION

| | APPEALS | | CRIMINAL | PERSONAL INJURY | | FAMILY RELATIONS | | | PRODUCT LIABILITY | LABOR RELATIONS | OTHER |
|----------|----------|-------|----------|-----------------|-------|------------------|-----------|---------|-------------------|-----------------|-------|
| | CRIMINAL | CIVIL | | AUTO NEG | OTHER | DIVORCE | PATERNITY | SUPPORT | | | |
| 1977-78 | 41 | 34 | 1651 | 184 | 72 | 3068 | 578 | 799 | 31 | 3 | 1030 |
| 1978-79 | 24 | 38 | 1723 | 211 | 76 | 2992 | 163 | 1051 | 27 | 3 | 996 |
| % CHANGE | - 41% | + 12% | + 4% | + 15% | + 6% | - 2% | - 72% | + 32% | - 13% | -0- | - 3% |

* One new judgeship was added to this circuit as of 1/1/79 therefore all rates for 1978-79 are based on 5.5 judgeships to prorate the added judge over the fiscal year.
 ** Ranking is from high to low, except for "% Active Pending Over Two Years" which is ranked low to high.
 *** These averages do not include Jackson County Circuit Court for which data was unavailable.

STATISTICAL PROFILES FOR URBAN CIRCUIT COURTS

(Urban Circuit Courts are: Bay, Berrien, Calhoun, Genesee, Ingham, Jackson, Kalamazoo, Kent, Macomb, Monroe, Muskegon, Ottawa, Saginaw, St. Clair and Washtenaw.)

**OVERALL
WORKLOAD
STATISTICS**

| | STATISTICS FOR 12 MONTH PERIOD ENDING JUNE 30 | | PERCENT CHANGE |
|------------------------|---|---------|-------------------|
| | 1978-79 | 1977-78 | |
| CIVIL FILINGS | 1406 | 1305 | + 8% |
| CRIMINAL FILINGS | 467 | 561 | -17% |
| TOTAL FILINGS | 1892 | 1880 | + 1% |
| TOTAL ACTIVE CASELOAD | 4155 | 4111 | + 1% |
| JUDICIAL DISPOSITIONS | 2857 | 2491 | +15% |
| OTHER DISPOSITIONS | 286 | 333 | -14% |
| PENDING AT END OF YEAR | 1184 | 1457 | -19% |

RANK IN
URBAN
CIRCUIT
COURTS
**
78-
79 77-
78

NUMBER OF RESIDENT JUDGESHIPS 3 2 +50%

**ACTIONS
PER
RESIDENT
JUDGESHIP ***

| FILINGS | TOTAL | 757 | 940 | -19% |
|-----------------------|-------|------|------|------|
| | CIVIL | 562 | 653 | -14% |
| CRIMINAL | 187 | 281 | -33% | |
| PENDING CASES | 474 | 729 | -35% | |
| JUDICIAL DISPOSITIONS | 1143 | 1246 | - 8% | |
| TRIALS COMPLETED | 73 | 102 | -28% | |

14 | 8
14 | 13
5 | 2
14 | 8
9 | 6
3 | 3
13 | 8
5 | 5
1 | 1
3 | 2
10 | 7

OTHER

| | | | |
|--|-----|-----|------|
| PENDING INVENTORY INDEX - CIVIL | 64% | 80% | -20% |
| PENDING INVENTORY INDEX - CRIMINAL | 54% | 65% | -17% |
| % ACTIVE PENDING OVER TWO YEARS | -0- | -0- | -0- |
| % OF JUDICIAL DISPOSITIONS BY TRIAL - CIVIL | 6% | 8% | -25% |
| % OF JUDICIAL DISPOSITIONS BY TRIAL - CRIMINAL | 7% | 8% | -13% |

CIVIL AND CRIMINAL FILINGS BY NATURE OF LITIGATION

| | APPEALS | | CRIMINAL | PERSONAL INJURY | | FAMILY RELATIONS | | | PRODUCT LIABILITY | LABOR RELATIONS | OTHER |
|----------|----------|-------|----------|-----------------|-------|------------------|-----------|---------|-------------------|-----------------|-------|
| | CRIMINAL | CIVIL | | AUTO NEG | OTHER | DIVORCE | PATERNITY | SUPPORT | | | |
| 1977-78 | 2 | 12 | 561 | 82 | 26 | 707 | 41 | 250 | 5 | 1 | 193 |
| 1978-79 | 6 | 13 | 467 | 72 | 37 | 688 | 19 | 250 | 1 | 4 | 335 |
| % CHANGE | +200% | + 8% | - 17% | - 12% | + 42% | - 3% | - 54% | -0- | - 80% | +300% | + 74% |

* One new judgeship was added to this circuit as of 1/1/79 therefore all rates for 1978-79 are based on 2.5 judgeships to prorate the added judge over the fiscal year.
 ** Ranking is from high to low, except for "% Active Pending Over Two Years" which is ranked low to high.
 *** These averages do not include Jackson County Circuit Court for which data was unavailable.

DISTRICT COURT
 PROBATE COURT
 JUDGE ASSIGNMENTS

STATISTICAL PROFILES FOR URBAN CIRCUIT COURTS

(Urban Circuit Courts are: Bay, Berrien, Calhoun, Genesee, Ingham, Jackson, Kalamazoo, Kent, Macomb, Monroe, Muskegon, Ottawa, Saginaw, St. Clair and Washtenaw.)

OVERALL WORKLOAD STATISTICS

| | STATISTICS FOR 12 MONTH PERIOD ENDING JUNE 30 | | PERCENT CHANGE |
|------------------------|---|---------|-------------------|
| | 1978-79 | 1977-78 | |
| CIVIL FILINGS | 1307 | 1253 | + 4% |
| CRIMINAL FILINGS | 243 | 271 | -10% |
| TOTAL FILINGS | 1559 | 1543 | + 1% |
| TOTAL ACTIVE CASELOAD | 3359 | 3116 | + 8% |
| JUDICIAL DISPOSITIONS | 2023 | 1838 | +10% |
| OTHER DISPOSITIONS | 333 | 312 | + 7% |
| PENDING AT END OF YEAR | 1123 | 1118 | -0- |

NUMBER OF RESIDENT JUDGESHIPS 2 2 -0-

ACTIONS PER RESIDENT JUDGESHIP

| FILINGS | TOTAL | 780 | 772 | + 1% | 13 | 14 |
|-----------------------|-------|-----|------|------|----|----|
| | CIVIL | 654 | 627 | + 4% | 12 | 14 |
| CRIMINAL | 122 | 136 | -10% | 12 | 10 | |
| PENDING CASES | 562 | 559 | + 1% | 13 | 13 | |
| JUDICIAL DISPOSITIONS | 1012 | 919 | +10% | 12 | 12 | |
| TRIALS COMPLETED | 36 | 44 | -18% | 12 | 7 | |

OTHER

| | | | | | |
|--|-----|-----|------|----|----|
| PENDING INVENTORY INDEX - CIVIL | 78% | 81% | - 4% | 7 | 7 |
| PENDING INVENTORY INDEX - CRIMINAL | 40% | 35% | +14% | 10 | 11 |
| % ACTIVE PENDING OVER TWO YEARS | 6% | 5% | +20% | 6 | 7 |
| % OF JUDICIAL DISPOSITIONS BY TRIAL - CIVIL | 4% | 4% | -0- | 4 | 4 |
| % OF JUDICIAL DISPOSITIONS BY TRIAL - CRIMINAL | 3% | 7% | +57% | 14 | 10 |

RANK IN
URBAN
CIRCUIT
COURTS
**
78-
79 77-
78

| STATISTICAL AVERAGE FOR THE URBAN CIRCUIT COURTS *** | |
|---|---------|
| 1978-79 | 1977-78 |
| 3772 | 3603 |
| 717 | 674 |
| 4531 | 4319 |
| 10097 | 9550 |
| 5703 | 5374 |
| 1423 | 1289 |
| 3627 | 3500 |
| 5 | 4 |
| 984 | 998 |
| 807 | 816 |
| 168 | 173 |
| 795 | 815 |
| 1233 | 1242 |
| 55 | 57 |
| 87% | 87% |
| 53% | 52% |
| 10% | 6% |
| 4% | 4% |
| 8% | 8% |

CIVIL AND CRIMINAL FILINGS BY NATURE OF LITIGATION

| | APPEALS | | CRIMINAL | PERSONAL INJURY | | FAMILY RELATIONS | | | PRODUCT LIABILITY | LABOR RELATIONS | OTHER |
|----------|----------|-------|----------|-----------------|-------|------------------|-----------|---------|-------------------|-----------------|-------|
| | CRIMINAL | CIVIL | | AUTO NEG | OTHER | DIVORCE | PATERNITY | SUPPORT | | | |
| | 1977-78 | 6 | 13 | 271 | 39 | 34 | 709 | 74 | 132 | 4 | 2 |
| 1978-79 | 5 | 4 | 243 | 47 | 23 | 731 | 125 | 116 | 8 | 1 | 256 |
| % CHANGE | - 17% | - 69% | - 10% | + 21% | - 32% | + 3% | + 69% | - 12% | +100% | + 50% | - 1% |

** Ranking is from high to low, except for "% Active Pending Over Two Years" which is ranked low to high.
*** These averages do not include Jackson County Circuit Court for which data was unavailable.

STATISTICAL PROFILES FOR URBAN CIRCUIT COURTS

(Urban Circuit Courts are: Bay, Berrien, Calhoun, Genesee, Ingham, Jackson, Kalamazoo, Kent, Macomb, Monroe, Muskegon, Ottawa, Saginaw, St. Clair and Washtenaw.)

OVERALL WORKLOAD STATISTICS

| | STATISTICS FOR 12 MONTH PERIOD ENDING JUNE 30 | | PERCENT CHANGE |
|------------------------|---|---------|-------------------|
| | 1978-79 | 1977-78 | |
| CIVIL FILINGS | 4167 | 4100 | + 2% |
| CRIMINAL FILINGS | 773 | 838 | - 8% |
| TOTAL FILINGS | 5044 | 5008 | + 1% |
| TOTAL ACTIVE CASELOAD | 10271 | 10653 | - 4% |
| JUDICIAL DISPOSITIONS | 5952 | 6246 | - 5% |
| OTHER DISPOSITIONS | 1343 | 1265 | + 6% |
| PENDING AT END OF YEAR | 3603 | 3771 | - 4% |

NUMBER OF RESIDENT JUDGESHIPS 5 5 -0-

ACTIONS PER RESIDENT JUDGESHIP

| FILINGS | TOTAL | 1009 | 1002 | + 1% | 5 | 6 |
|-----------------------|-------|------|------|------|---|---|
| | CIVIL | 883 | 820 | + 2% | 4 | 6 |
| CRIMINAL | 155 | 168 | - 8% | 6 | 6 | |
| PENDING CASES | 721 | 754 | - 4% | 7 | 7 | |
| JUDICIAL DISPOSITIONS | 1190 | 1249 | - 5% | 7 | 5 | |
| TRIALS COMPLETED | 142 | 134 | + 6% | 1 | 1 | |

OTHER

| | | | | | |
|--|-----|-----|------|---|----|
| PENDING INVENTORY INDEX - CIVIL | 76% | 79% | - 4% | 8 | 9 |
| PENDING INVENTORY INDEX - CRIMINAL | 43% | 53% | -19% | 9 | 6 |
| % ACTIVE PENDING OVER TWO YEARS | 6% | 9% | -33% | 5 | 11 |
| % OF JUDICIAL DISPOSITIONS BY TRIAL - CIVIL | 12% | 11% | + 9% | 1 | 1 |
| % OF JUDICIAL DISPOSITIONS BY TRIAL - CRIMINAL | 13% | 11% | +18% | 1 | 3 |

RANK IN
URBAN
CIRCUIT
COURTS
**
78-
79 77-
78

| STATISTICAL AVERAGE FOR THE URBAN CIRCUIT COURTS *** | |
|---|---------|
| 1978-79 | 1977-78 |
| 3772 | 3603 |
| 717 | 674 |
| 4531 | 4319 |
| 10097 | 9550 |
| 5703 | 5374 |
| 1423 | 1289 |
| 3627 | 3500 |
| 5 | 4 |
| 984 | 998 |
| 807 | 816 |
| 168 | 173 |
| 795 | 815 |
| 1233 | 1242 |
| 55 | 57 |
| 87% | 87% |
| 53% | 52% |
| 10% | 6% |
| 4% | 4% |
| 8% | 8% |

CIVIL AND CRIMINAL FILINGS BY NATURE OF LITIGATION

| | APPEALS | | CRIMINAL | PERSONAL INJURY | | FAMILY RELATIONS | | | PRODUCT LIABILITY | LABOR RELATIONS | OTHER |
|----------|----------|-------|----------|-----------------|-------|------------------|-----------|---------|-------------------|-----------------|-------|
| | CRIMINAL | CIVIL | | AUTO NEG | OTHER | DIVORCE | PATERNITY | SUPPORT | | | |
| | 1977-78 | 28 | 42 | 838 | 162 | 82 | 2088 | 222 | 622 | 13 | 5 |
| 1978-79 | 70 | 34 | 773 | 187 | 88 | 2072 | 199 | 602 | 12 | 5 | 1002 |
| % CHANGE | +150% | - 19% | - 8% | + 15% | + 7% | - 1% | - 10% | - 3% | - 8% | -0- | + 11% |

** Ranking is from high to low, except for "% Active Pending Over Two Years" which is ranked low to high.
*** These averages do not include Jackson County Circuit Court for which data was unavailable.

JUDGE ASSIGNMENTS
PROBATE COURT
DISTRICT COURT

**STATISTICAL PROFILES
FOR URBAN CIRCUIT COURTS**

(Urban Circuit Courts are: Bay, Berrien, Calhoun, Genesee, Ingham, Jackson, Kalamazoo, Kent, Macomb, Monroe, Muskegon, Ottawa, Saginaw, St. Clair and Washtenaw.)

**OVERALL
WORKLOAD
STATISTICS**

| | STATISTICS FOR 12 MONTH PERIOD ENDING JUNE 30 | | PERCENT CHANGE |
|------------------------|---|---------|----------------|
| | 1978-79 | 1977-78 | |
| CIVIL FILINGS | 5086 | 4580 | +11% |
| CRIMINAL FILINGS | 770 | 825 | -7% |
| TOTAL FILINGS | 5917 | 5499 | +8% |
| TOTAL ACTIVE CASELOAD | 12608 | 11456 | +10% |
| JUDICIAL DISPOSITIONS | 7181 | 6355 | +13% |
| OTHER DISPOSITIONS | 1375 | 2218 | -38% |
| PENDING AT END OF YEAR | 4983 | 4740 | +5% |

| | |
|------------------------------|-------|
| RANK IN URBAN CIRCUIT COURTS | |
| ** | |
| 78-79 | 77-78 |

NUMBER OF RESIDENT JUDGESHIPS

| FILINGS | TOTAL | | RANK |
|-----------------------|---------|---------|---------|
| | 1978-79 | 1977-78 | |
| TOTAL | 845 | 786 | 11 13 |
| CIVIL | 727 | 654 | 10 12 |
| CRIMINAL | 110 | 118 | 13 13 |
| PENDING CASES | 712 | 677 | 8 9 |
| JUDICIAL DISPOSITIONS | 1026 | 908 | 11 13 |
| TRIALS COMPLETED | 39 | 32 | 9 13 |

**ACTIONS
PER
RESIDENT
JUDGESHIP**

| | | | | |
|--|-----|------|-------|---------|
| PENDING INVENTORY INDEX - CIVIL | 90% | 100% | -10% | 5 4 |
| PENDING INVENTORY INDEX - CRIMINAL | 38% | 7% | +443% | 12 13 |
| % ACTIVE PENDING OVER TWO YEARS | 11% | 10% | +10% | 11 12 |
| % OF JUDICIAL DISPOSITIONS BY TRIAL - CIVIL | 3% | 3% | -0- | 5 8 |
| % OF JUDICIAL DISPOSITIONS BY TRIAL - CRIMINAL | 10% | 6% | +66% | 5 14 |

OTHER

| STATISTICAL AVERAGE FOR THE URBAN CIRCUIT COURTS *** | |
|--|---------|
| 1978-79 | 1977-78 |
| 3772 | 3603 |
| 717 | 674 |
| 4531 | 4319 |
| 10097 | 9550 |
| 5763 | 5374 |
| 1423 | 1289 |
| 3627 | 3500 |
| 5 | 4 |
| 984 | 998 |
| 807 | 816 |
| 168 | 173 |
| 795 | 815 |
| 1233 | 1242 |
| 55 | 57 |
| 87% | 87% |
| 53% | 52% |
| 10% | 6% |
| 4% | 4% |
| 8% | 8% |

CIVIL AND CRIMINAL FILINGS BY NATURE OF LITIGATION

| | APPEALS* | | CRIMINAL | PERSONAL INJURY | | FAMILY RELATIONS | | | PRODUCT LIABILITY | LABOR RELATIONS | OTHER |
|----------|----------|-------|----------|-----------------|-------|------------------|-----------|---------|-------------------|-----------------|-------|
| | CRIMINAL | CIVIL | | AUTO NEG | OTHER | DIVORCE | PATERNITY | SUPPORT | | | |
| 1977-78 | 38 | 56 | 825 | 195 | 140 | 2000 | 254 | 838 | 4 | 6 | 1143 |
| 1978-79 | 15 | 46 | 770 | 177 | 164 | 2110 | 249 | 1129 | 5 | 12 | 1240 |
| % CHANGE | -61% | -18% | -7% | -9% | +17% | +6% | -2% | +35% | +25% | +100% | +8% |

** Ranking is from high to low, except for "% Active Pending Over Two Years" which is ranked low to high.
*** These averages do not include Jackson County Circuit Court for which data was unavailable.

**STATISTICAL PROFILES
FOR URBAN CIRCUIT COURTS**

(Urban Circuit Courts are: Bay, Berrien, Calhoun, Genesee, Ingham, Jackson, Kalamazoo, Kent, Macomb, Monroe, Muskegon, Ottawa, Saginaw, St. Clair and Washtenaw.)

**OVERALL
WORKLOAD
STATISTICS**

| | STATISTICS FOR 12 MONTH PERIOD ENDING JUNE 30 | | PERCENT CHANGE |
|------------------------|---|---------|----------------|
| | 1978-79 | 1977-78 | |
| CIVIL FILINGS | 1818 | 1787 | +2% |
| CRIMINAL FILINGS | 363 | 336 | +8% |
| TOTAL FILINGS | 2195 | 2143 | +2% |
| TOTAL ACTIVE CASELOAD | 5424 | 6069 | -11% |
| JUDICIAL DISPOSITIONS | 2510 | 3666 | -32% |
| OTHER DISPOSITIONS | 504 | 534 | -6% |
| PENDING AT END OF YEAR | 3027 | 2284 | +33% |

| | |
|------------------------------|-------|
| RANK IN URBAN CIRCUIT COURTS | |
| ** | |
| 78-79 | 77-78 |

NUMBER OF RESIDENT JUDGESHIPS

| FILINGS | TOTAL | | RANK |
|-----------------------|---------|---------|--------|
| | 1978-79 | 1977-78 | |
| TOTAL | 878 | 1072 | 9 5 |
| CIVIL | 727 | 894 | 9 5 |
| CRIMINAL | 145 | 168 | 9 5 |
| PENDING CASES | 1211 | 1142 | 1 2 |
| JUDICIAL DISPOSITIONS | 1004 | 1833 | 13 1 |
| TRIALS COMPLETED | 108 | 129 | 2 2 |

**ACTIONS
PER
RESIDENT
JUDGESHIP**

| | | | | |
|--|------|------|------|--------|
| PENDING INVENTORY INDEX - CIVIL | 145% | 108% | +34% | 1 2 |
| PENDING INVENTORY INDEX - CRIMINAL | 93% | 93% | -0- | 2 2 |
| % ACTIVE PENDING OVER TWO YEARS | 27% | -0- | -- | 13 1 |
| % OF JUDICIAL DISPOSITIONS BY TRIAL - CIVIL | 11% | 7% | +57% | 2 3 |
| % OF JUDICIAL DISPOSITIONS BY TRIAL - CRIMINAL | 12% | 9% | +33% | 3 5 |

OTHER

CIVIL AND CRIMINAL FILINGS BY NATURE OF LITIGATION

| | APPEALS | | CRIMINAL | PERSONAL INJURY | | FAMILY RELATIONS | | | PRODUCT LIABILITY | LABOR RELATIONS | OTHER |
|----------|----------|-------|----------|-----------------|-------|------------------|-----------|---------|-------------------|-----------------|-------|
| | CRIMINAL | CIVIL | | AUTO NEG | OTHER | DIVORCE | PATERNITY | SUPPORT | | | |
| 1977-78 | 16 | 4 | 336 | 89 | 30 | 793 | 159 | 421 | 6 | 0 | 289 |
| 1978-79 | 7 | 7 | 363 | 88 | 38 | 850 | 148 | 375 | 3 | 0 | 316 |
| % CHANGE | -56% | +75% | +8% | +1% | +27% | +7% | -7% | -11% | -50% | -0- | +9% |

* One new judgeship was added to this circuit as of 1/1/79 therefore all rates for 1978-79 are based on 2.5 judgeships to prorate the added judge over the fiscal year.
** Ranking is from high to low, except for "% Active Pending Over Two Years" which is ranked low to high.
*** These averages do not include Jackson County Circuit Court for which data was unavailable.

JUDICIAL BRANCH

COURT OF CLAIMS
JUDGE ASSIGNMENTS
PROBATE COURT
DISTRICT COURT

STATISTICAL PROFILES

FOR URBAN CIRCUIT COURTS

(Urban Circuit Courts are: Bay, Berrien, Calhoun, Genesee, Ingham, Jackson, Kalamazoo, Kent, Macomb, Monroe, Muskegon, Ottawa, Saginaw, St. Clair and Washtenaw.)

**OVERALL
WORKLOAD
STATISTICS**

| | STATISTICS FOR 12-MONTH PERIOD ENDING JUNE 30 | | PERCENT CHANGE |
|------------------------|---|---------|-------------------|
| | 1978-79 | 1977-78 | |
| CIVIL FILINGS | 2344 | 1977 | +19% |
| CRIMINAL FILINGS | 446 | 486 | - 8% |
| TOTAL FILINGS | 2810 | 2479 | +13% |
| TOTAL ACTIVE CASELOAD | 5792 | 5288 | +10% |
| JUDICIAL DISPOSITIONS | 3749 | 3556 | + 5% |
| OTHER DISPOSITIONS | 81 | -0- | -- |
| PENDING AT END OF YEAR | 1986 | 1754 | +13% |

NUMBER OF RESIDENT JUDGESHIPS: 3 (1978-79), 3 (1977-78), -0- (Change)

**ACTIONS
PER
RESIDENT
JUDGESHIP**

| FILINGS | TOTAL | 1978-79 | 1977-78 | PERCENT CHANGE | RANK IN URBAN CIRCUIT COURTS |
|-----------------------|-------|---------|---------|----------------|------------------------------|
| | CIVIL | 781 | 659 | 826 | |
| CRIMINAL | 149 | 162 | 81 | - 8% | 8 7 |
| PENDING CASES | 662 | 585 | 662 | +13% | 10 11 |
| JUDICIAL DISPOSITIONS | 1250 | 1185 | 1250 | + 5% | 6 8 |
| TRIALS COMPLETED | 40 | 29 | 40 | +38% | 8 14 |

OTHER

| | | | | |
|--|-----|-----|-------|---------|
| PENDING INVENTORY INDEX - CIVIL | 75% | 76% | - 1% | 9 11 |
| PENDING INVENTORY INDEX - CRIMINAL | 47% | 5% | +840% | 7 10 |
| % ACTIVE PENDING OVER TWO YEARS | -0- | 2% | -100% | 1 5 |
| % OF JUDICIAL DISPOSITIONS BY TRIAL - CIVIL | 2% | 2% | -0- | 11 12 |
| % OF JUDICIAL DISPOSITIONS BY TRIAL - CRIMINAL | 9% | 6% | +50% | 6 11 |

RANK IN URBAN CIRCUIT COURTS
**
78-79 | 77-78

| STATISTICAL AVERAGE FOR THE URBAN CIRCUIT COURTS *** | |
|--|---------|
| 1978-79 | 1977-78 |
| 3772 | 3603 |
| 717 | 674 |
| 4531 | 4319 |
| 10097 | 9550 |
| 5703 | 5374 |
| 1423 | 1289 |
| 3627 | 3500 |
| 5 | 4 |
| 984 | 998 |
| 807 | 816 |
| 168 | 173 |
| 795 | 815 |
| 1233 | 1242 |
| 55 | 57 |
| 87% | 87% |
| 53% | 52% |
| 10% | 6% |
| 4% | 4% |
| 8% | 8% |

CIVIL AND CRIMINAL FILINGS BY NATURE OF LITIGATION

| | APPEALS | | CRIMINAL | PERSONAL INJURY | | FAMILY RELATIONS | | | PRODUCT LIABILITY | LABOR RELATIONS | OTHER |
|----------|----------|-------|----------|-----------------|-------|------------------|-----------|---------|-------------------|-----------------|-------|
| | CRIMINAL | CIVIL | | AUTO NEG | OTHER | DIVORCE | PATERNITY | SUPPORT | | | |
| 1977-78 | 3 | 13 | 486 | 57 | 28 | 1076 | 114 | 426 | 6 | 3 | 267 |
| 1978-79 | 9 | 11 | 446 | 60 | 29 | 1166 | 159 | 550 | 4 | 9 | 367 |
| % CHANGE | +200% | -15% | -8% | +5% | +4% | +8% | +39% | +29% | -33% | +200% | +37% |

** Ranking is from high to low, except for "% Active Pending Over Two Years" which is ranked low to high.
*** These averages do not include Jackson County Circuit Court for which data was unavailable.

STATISTICAL PROFILES

FOR URBAN CIRCUIT COURTS

(Urban Circuit Courts are: Bay, Berrien, Calhoun, Genesee, Ingham, Jackson, Kalamazoo, Kent, Macomb, Monroe, Muskegon, Ottawa, Saginaw, St. Clair and Washtenaw.)

**OVERALL
WORKLOAD
STATISTICS**

| | STATISTICS FOR 12-MONTH PERIOD ENDING JUNE 30 | | PERCENT CHANGE |
|------------------------|---|---------|-------------------|
| | 1978-79 | 1977-78 | |
| CIVIL FILINGS | 1603 | 1510 | + 6% |
| CRIMINAL FILINGS | 345 | 430 | -20% |
| TOTAL FILINGS | 1974 | 1945 | + 1% |
| TOTAL ACTIVE CASELOAD | 4646 | 4197 | +11% |
| JUDICIAL DISPOSITIONS | 2205 | 1786 | +23% |
| OTHER DISPOSITIONS | 535 | 494 | + 8% |
| PENDING AT END OF YEAR | 2512 | 2276 | +10% |

NUMBER OF RESIDENT JUDGESHIPS: 3 (1978-79), 2 (1977-78), +50% (Change)

**ACTIONS
PER
RESIDENT
JUDGESHIP**

| FILINGS | TOTAL | 1978-79 | 1977-78 | PERCENT CHANGE | RANK IN URBAN CIRCUIT COURTS |
|-----------------------|-------|---------|---------|----------------|------------------------------|
| | CIVIL | 641 | 755 | 790 | |
| CRIMINAL | 138 | 215 | 138 | -36% | 11 4 |
| PENDING CASES | 1005 | 1138 | 1005 | -12% | 4 3 |
| JUDICIAL DISPOSITIONS | 882 | 893 | 882 | - 1% | 14 14 |
| TRIALS COMPLETED | 38 | 51 | 38 | -25% | 10 5 |

OTHER

| | | | | |
|--|------|------|------|--------|
| PENDING INVENTORY INDEX - CIVIL | 134% | 128% | - 5% | 2 1 |
| PENDING INVENTORY INDEX - CRIMINAL | 97% | 93% | + 4% | 1 4 |
| % ACTIVE PENDING OVER TWO YEARS | 10% | -0- | -- | 10 1 |
| % OF JUDICIAL DISPOSITIONS BY TRIAL - CIVIL | 2% | 7% | -71% | 9 5 |
| % OF JUDICIAL DISPOSITIONS BY TRIAL - CRIMINAL | 12% | 9% | +33% | 2 1 |

RANK IN URBAN CIRCUIT COURTS
**
78-79 | 77-78

| STATISTICAL AVERAGE FOR THE URBAN CIRCUIT COURTS *** | |
|--|---------|
| 1978-79 | 1977-78 |
| 3772 | 3603 |
| 717 | 674 |
| 4531 | 4319 |
| 10097 | 9550 |
| 5703 | 5374 |
| 1423 | 1289 |
| 3627 | 3500 |
| 5 | 4 |
| 984 | 998 |
| 807 | 816 |
| 168 | 173 |
| 795 | 815 |
| 1233 | 1242 |
| 55 | 57 |
| 87% | 87% |
| 53% | 52% |
| 10% | 6% |
| 4% | 4% |
| 8% | 8% |

CIVIL AND CRIMINAL FILINGS BY NATURE OF LITIGATION

| | APPEALS | | CRIMINAL | PERSONAL INJURY | | FAMILY RELATIONS | | | PRODUCT LIABILITY | LABOR RELATIONS | OTHER |
|----------|----------|-------|----------|-----------------|-------|------------------|-----------|---------|-------------------|-----------------|-------|
| | CRIMINAL | CIVIL | | AUTO NEG | OTHER | DIVORCE | PATERNITY | SUPPORT | | | |
| 1977-78 | 2 | 3 | 430 | 81 | 229 | 851 | 12 | 327 | -0- | -0- | 10 |
| 1978-79 | 10 | 16 | 345 | 73 | 293 | 883 | 10 | 338 | 3 | -0- | 3 |
| % CHANGE | +400% | +433% | -20% | -10% | +28% | +4% | -17% | +3% | -- | -0- | -70% |

* One new judgeship was added to this circuit as of 1/1/79 therefore all rates for 1978-79 are based on 2.5 judgeships to prorate the added judge over the fiscal year.
** Ranking is from high to low, except for "% Active Pending Over Two Years" which is ranked low to high.
*** These averages do not include Jackson County Circuit Court for which data was unavailable.

COURT OF CLAIMS
JUDGE ASSIGNMENTS
PROBATE COURT
DISTRICT COURT

ANNUAL REPORT

Circuit Court

Criminal Trials — Jury and Non-Jury

| Circuit No. | Counties | Number of Cases | CRIMINAL Jury Cases Average in Months | | | Length of Trial | CRIMINAL Non-Jury Cases Average in Months | | | Length of Trial |
|-------------|---|-----------------|---------------------------------------|------------------------|-----------------|-----------------|---|------------------------------|------------------------|-----------------|
| | | | Filing to Beginning of Trial | Filing to End of Trial | Length of Trial | | Number of Cases | Filing to Beginning of Trial | Filing to End of Trial | |
| 1 | Hillsdale | 3 | 4.8 | 4.8 | .0 | 1 | 9.5 | 9.5 | .1 | |
| 2 | Berrien | 48 | 4.2 | 4.3 | .1 | 7 | 4.0 | 4.0 | .0 | |
| 3 | Wayne* | | | | | | | | | |
| 4 | Jackson* | | | | | | | | | |
| 5 | Barry and Eaton | 25 | 6.1 | 6.2 | .0 | 4 | 4.1 | 4.1 | .0 | |
| 6 | Oakland | 106 | 9.7 | 10.6 | .9 | 54 | 9.6 | 10.9 | 1.3 | |
| 7 | Genesee | 97 | 6.5 | 6.6 | .2 | 15 | 2.4 | 2.4 | .0 | |
| 8 | Ionia and Montcalm | 20 | 5.9 | 5.9 | .0 | 2 | 6.1 | 6.1 | .0 | |
| 9 | Kalamazoo | 68 | 12.9 | 12.9 | .1 | 7 | 12.0 | 12.1 | .1 | |
| 10 | Saginaw | 51 | 6.7 | 6.8 | .2 | 10 | 5.3 | 5.8 | .5 | |
| 11 | Alger, Luce and Schoolcraft | 14 | 1.5 | 1.5 | .0 | 0 | 0 | 0 | 0 | |
| 12 | Baraga, Houghton and Keweenaw | 2 | 6.2 | 6.2 | .1 | 9 | 2.5 | 2.5 | .0 | |
| 13 | Antrim, Grand Traverse and Leelanau | 23 | 4.5 | 4.6 | .0 | 0 | 0 | 0 | 0 | |
| 14 | Muskegon | 32 | 3.1 | 3.1 | .0 | 27 | 2.2 | 2.2 | .0 | |
| 15 | Branch | 9 | 6.7 | 6.7 | .0 | 7 | 3.6 | 3.6 | .0 | |
| 16 | Macomb | 59 | 10.2 | 10.4 | .2 | 8 | 10.1 | 10.2 | .0 | |
| 17 | Kent | 134 | 6.3 | 6.3 | .1 | 36 | 5.8 | 5.8 | .0 | |
| 18 | Bay | 40 | 8.6 | 8.8 | .2 | 5 | 5.9 | 6.0 | .1 | |
| 19 | Benzie and Manistee | 2 | 1.7 | 1.7 | .0 | 1 | .2 | .2 | .0 | |
| 20 | Ottawa | 6 | 4.0 | 4.0 | .0 | 2 | 5.3 | 5.4 | .0 | |
| 21 | Clare, Gladwin and Isabella | 17 | 7.9 | 8.1 | .1 | 3 | 3.0 | 3.0 | .0 | |
| 22 | Washtenaw | 123 | 5.5 | 5.6 | .1 | 23 | 5.0 | 5.1 | .2 | |
| 23 | Alcona, Iosco and Oscoda | 1 | 2.3 | 2.3 | .0 | 2 | 3.7 | 3.7 | .0 | |
| 24 | Sanilac | 7 | 6.6 | 6.7 | .1 | 1 | 8.1 | 8.1 | .0 | |
| 25 | Marquette | 13 | 5.9 | 5.9 | .0 | 2 | 3.0 | 3.0 | .0 | |
| 26 | Alpena, Cheboygan, Montmorency and Presque Isle | 10 | 11.1 | 11.1 | .1 | 3 | 5.7 | 5.7 | .0 | |
| 27 | Newaygo and Oceana | 3 | 3.3 | 3.3 | .0 | 0 | 0 | 0 | 0 | |
| 28 | Missaukee and Wexford | 4 | 3.4 | 3.4 | .0 | 0 | 0 | 0 | 0 | |
| 29 | Clinton and Gratiot | 22 | 9.1 | 9.1 | .0 | 7 | 5.4 | 5.4 | .0 | |
| 30 | Ingham | 69 | 6.1 | 6.2 | .1 | 23 | 6.0 | 6.1 | .0 | |
| 31 | St. Clair | 41 | 7.6 | 7.7 | .2 | 1 | 38.7 | 40.4 | 1.6 | |
| 32 | Gogebic and Ontonagon | 5 | 6.0 | 6.1 | .1 | 10 | 7.1 | 7.1 | .0 | |
| 33 | Charlevoix and Emmet | 0 | 0 | 0 | 0 | 0 | 0 | 0 | 0 | |
| 34 | Arenac, Ogemaw and Roscommon | 2 | 15.8 | 15.8 | .0 | 2 | 8.0 | 8.0 | .0 | |
| 35 | Shiawassee | 9 | 6.3 | 6.5 | .2 | 1 | 6.7 | 6.7 | .0 | |
| 36 | Van Buren | 18 | 9.1 | 9.2 | .1 | 6 | 12.7 | 12.7 | .1 | |
| 37 | Calhoun | 52 | 5.7 | 5.8 | .1 | 0 | 0 | 0 | 0 | |
| 38 | Monroe | 29 | 12.6 | 12.6 | .0 | 25 | 8.7 | 8.7 | .0 | |
| 39 | Lehawee | 29 | 2.0 | 2.0 | .1 | 4 | 7.5 | 7.5 | .0 | |
| 40 | Lapeer and Tuscola | 32 | 5.4 | 5.5 | .1 | 0 | 0 | 0 | 0 | |
| 41 | Dickinson, Iron and Menominee | 5 | 4.5 | 4.6 | .1 | 2 | 5.3 | 5.4 | .0 | |
| 42 | Midland | 17 | 5.1 | 5.1 | .1 | 2 | 6.8 | 6.8 | .0 | |
| 43 | Cass | 5 | 4.8 | 5.0 | .2 | 1 | 4.3 | 4.3 | .0 | |
| 44 | Livingston | 10 | 11.7 | 11.8 | .1 | 1 | 8.8 | 8.8 | .0 | |
| 45 | St. Joseph | 6 | 9.0 | 9.0 | .1 | 1 | 15.0 | 15.3 | .2 | |
| 46 | Crawford, Kalkaska and Otsego | 6 | 7.5 | 7.6 | .0 | 2 | 5.8 | 5.8 | .0 | |
| 47 | Delta | 7 | 1.7 | 1.7 | 0 | 0 | 0 | 0 | 0 | |
| 48 | Allegan | 31 | 4.3 | 4.3 | .0 | 6 | 5.1 | 5.1 | .0 | |
| 49 | Mecosta and Osceola | 0 | 0 | 0 | 0 | 0 | 0 | 0 | 0 | |
| 50 | Chippewa and Mackinac | 1 | 8.1 | 8.2 | .1 | 32 | 4.3 | 4.3 | .0 | |
| 51 | Lake and Mason* | 6 | 4.8 | 4.8 | .0 | 0 | 0 | 0 | 0 | |
| 52 | Huron | 3 | 6.4 | 6.4 | .0 | 1 | 4.4 | 4.4 | .0 | |
| | Statewide Total | 1322 | 7.0 | 7.1 | .2 | 356 | 6.1 | 6.3 | .2 | |

*The following courts did not report information: Wayne, Jackson, Arenac, Mason

ANNUAL REPORT

Circuit Court

Civil Trials — Auto Negligence — Jury and Non-Jury

| Circuit No. | Counties | Number of Cases | Jury Cases Average in Months | | | Length of Trial | Non-Jury Cases Average in Months | | | Length of Trial |
|-------------|---|-----------------|------------------------------|------------------------|-----------------|-----------------|----------------------------------|------------------------------|------------------------|-----------------|
| | | | Filing to Beginning of Trial | Filing to End of Trial | Length of Trial | | Number of Cases | Filing to Beginning of Trial | Filing to End of Trial | |
| 1 | Hillsdale | 0 | 0 | 0 | 0 | 0 | 0 | 0 | 0 | |
| 2 | Berrien | 9 | 31.9 | 31.9 | .1 | 1 | 49.5 | 49.5 | .0 | |
| 3 | Wayne* | | | | | | | | | |
| 4 | Jackson* | | | | | | | | | |
| 5 | Barry and Eaton | 6 | 21.5 | 21.5 | .0 | 0 | 0 | 0 | 0 | |
| 6 | Oakland | 21 | 31.4 | 34.1 | 2.6 | 5 | 32.3 | 32.4 | .1 | |
| 7 | Genesee | 22 | 27.3 | 27.4 | .2 | 3 | 26.9 | 26.9 | .1 | |
| 8 | Ionia and Montcalm | 2 | 20.0 | 20.0 | .0 | 0 | 0 | 0 | 0 | |
| 9 | Kalamazoo | 11 | 18.0 | 27.8 | 9.8 | 2 | 25.8 | 25.8 | .0 | |
| 10 | Saginaw | 24 | 37.3 | 37.4 | .1 | 1 | 47.5 | 47.5 | .0 | |
| 11 | Alger, Luce and Schoolcraft | 2 | 8.3 | 8.3 | .0 | 0 | 0 | 0 | 0 | |
| 12 | Baraga, Houghton and Keweenaw | 2 | 8.2 | 8.2 | .0 | 0 | 0 | 0 | 0 | |
| 13 | Antrim, Grand Traverse and Leelanau | 7 | 20.9 | 21.0 | .1 | 0 | 0 | 0 | 0 | |
| 14 | Muskegon | 3 | 29.1 | 29.2 | .1 | 2 | 9.4 | 9.4 | .0 | |
| 15 | Branch | 0 | 0 | 0 | 0 | 0 | 0 | 0 | 0 | |
| 16 | Macomb | 32 | 37.5 | 37.6 | .1 | 4 | 38.0 | 38.0 | .0 | |
| 17 | Kent | 14 | 18.9 | 19.0 | .0 | 2 | 22.8 | 23.7 | .9 | |
| 18 | Bay | 9 | 44.2 | 44.3 | .1 | 0 | 0 | 0 | 0 | |
| 19 | Benzie and Manistee | 1 | 8.0 | 8.0 | .0 | 0 | 0 | 0 | 0 | |
| 20 | Ottawa | 2 | 9.8 | 9.8 | .0 | 0 | 0 | 0 | 0 | |
| 21 | Clare, Gladwin and Isabella | 3 | 16.5 | 16.8 | .2 | 0 | 0 | 0 | 0 | |
| 22 | Washtenaw | 23 | 30.9 | 31.0 | .1 | 14 | 21.3 | 21.3 | .0 | |
| 23 | Alcona, Iosco and Oscoda | 5 | 26.7 | 26.7 | .1 | 0 | 0 | 0 | 0 | |
| 24 | Sanilac | 1 | 38.4 | 38.4 | .0 | 0 | 0 | 0 | 0 | |
| 25 | Marquette | 5 | 15.8 | 15.8 | .0 | 0 | 0 | 0 | 0 | |
| 26 | Alpena, Cheboygan, Montmorency and Presque Isle | 9 | 19.4 | 19.4 | .0 | 0 | 0 | 0 | 0 | |
| 27 | Newaygo and Oceana | 2 | 11.8 | 11.8 | .0 | 0 | 0 | 0 | 0 | |
| 28 | Missaukee and Wexford | 1 | 23.7 | 23.8 | .1 | 1 | 6.3 | 6.3 | .0 | |
| 29 | Clinton and Gratiot | 3 | 43.5 | 43.6 | .0 | 0 | 0 | 0 | 0 | |
| 30 | Ingham | 22 | 30.0 | 30.2 | .1 | 3 | 25.7 | 25.8 | .0 | |
| 31 | St. Clair | 10 | 36.7 | 36.8 | .1 | 10 | 15.7 | 15.7 | .0 | |
| 32 | Gogebic and Ontonagon | 3 | 17.2 | 17.2 | .0 | 0 | 0 | 0 | 0 | |
| 33 | Charlevoix and Emmet | 0 | 0 | 0 | 0 | 0 | 0 | 0 | 0 | |
| 34 | Arenac, Ogemaw and Roscommon | 1 | 16.7 | 16.8 | .0 | 0 | 0 | 0 | 0 | |
| 35 | Shiawassee | 1 | 15.4 | 15.5 | .0 | 0 | 0 | 0 | 0 | |
| 36 | Van Buren | 1 | 34.4 | 34.5 | .0 | 0 | 0 | 0 | 0 | |
| 37 | Calhoun | 5 | 19.8 | 19.8 | .0 | 2 | 32.3 | 32.3 | .0 | |
| 38 | Monroe | 2 | 30.7 | 30.7 | .0 | 0 | 0 | 0 | 0 | |
| 39 | Lehawee | 3 | 19.3 | 19.3 | .0 | 2 | 12.4 | 12.4 | .0 | |
| 40 | Lapeer and Tuscola | 6 | 39.1 | 39.2 | .0 | 0 | 0 | 0 | 0 | |
| 41 | Dickinson, Iron and Menominee | 2 | 24.0 | 24.1 | .1 | 2 | 28.4 | 28.4 | .0 | |
| 42 | Midland | 6 | 23.9 | 24.0 | .0 | 2 | 32.3 | 32.3 | .0 | |
| 43 | Cass | 0 | 0 | 0 | 0 | 0 | 0 | 0 | 0 | |
| 44 | Livingston | 4 | 47.6 | 47.8 | .2 | 0 | 0 | 0 | 0 | |
| 45 | St. Joseph | 0 | 0 | 0 | 0 | 0 | 0 | 0 | 0 | |
| 46 | Crawford, Kalkaska and Otsego | 5 | 24.2 | 24.2 | .1 | 1 | 27.0 | 27.7 | .7 | |
| 47 | Delta | 2 | 39.7 | 39.7 | .0 | 0 | 0 | 0 | 0 | |
| 48 | Allegan | 2 | 43.8 | 43.9 | .1 | 0 | 0 | 0 | 0 | |
| 49 | Mecosta and Osceola | 2 | 31.2 | 31.4 | .2 | 1 | 20.6 | 20.6 | .0 | |
| 50 | Chippewa and Mackinac | 2 | 7.4 | 7.4 | .0 | 2 | 3.6 | 5.0 | 1.4 | |
| 51 | Lake and Mason* | 0 | 0 | 0 | 0 | 0 | 0 | 0 | 0 | |
| 52 | Huron | 2 | 31.3 | 31.4 | .1 | 0 | 0 | 0 | 0 | |
| | Statewide Total | 300 | 29.1 | 29.7 | .6 | 60 | 23.5 | 23.6 | .1 | |

*The following courts did not report information: Wayne, Jackson, Arenac, Mason

ANNUAL REPORT

Circuit Court

Civil Trials — Other Personal Injuries — Jury and Non-Jury

| Circuit No. | Counties | Number of Cases | Jury Cases Average in Months | | | Length of Trial | Number of Cases | Non-Jury Cases Average in Months | | | Length of Trial |
|-------------|---|-----------------|------------------------------|------------------------|-----------------|-----------------|-----------------|----------------------------------|------------------------|-----------------|-----------------|
| | | | Filing to Beginning of Trial | Filing to End of Trial | Length of Trial | | | Filing to Beginning of Trial | Filing to End of Trial | Length of Trial | |
| 1 | Hillsdale | 2 | 33.3 | 33.4 | .0 | 0 | 0 | 0 | 0 | 0 | |
| 2 | Berrien | 1 | 32.7 | 32.3 | .1 | 0 | 0 | 0 | 0 | 0 | |
| 3 | Wayne* | | | | | | | | | | |
| 4 | Jackson* | | | | | | | | | | |
| 5 | Barry and Eaton | 0 | 0 | 0 | 0 | 1 | 9.9 | 9.9 | .0 | | |
| 6 | Oakland | 16 | 30.9 | 31.3 | .4 | 3 | 9.5 | 29.7 | 20.2 | | |
| 7 | Genesee | 2 | 45.6 | 45.8 | .2 | 1 | 20.1 | 20.1 | .0 | | |
| 8 | Ionia and Montcalm | 1 | 16.7 | 16.8 | .0 | 0 | 0 | 0 | 0 | | |
| 9 | Kalamazoo | 4 | 26.5 | 26.7 | .1 | 0 | 0 | 0 | 0 | | |
| 10 | Saginaw | 14 | 36.6 | 36.7 | .1 | 0 | 0 | 0 | 0 | | |
| 11 | Alger, Luce and Schoolcraft | 1 | 16.5 | 16.5 | .0 | 1 | 5.6 | 5.6 | .0 | | |
| 12 | Baraga, Houghton and Keweenaw | 4 | 11.8 | 11.3 | .0 | 4 | 5.9 | 5.9 | .0 | | |
| 13 | Antrim, Grand Traverse and Leelanau | 1 | 21.9 | 21.9 | .0 | 0 | 0 | 0 | 0 | | |
| 14 | Muskegon | 3 | 15.5 | 15.5 | .0 | 0 | 0 | 0 | 0 | | |
| 15 | Branch | 1 | 43.4 | 43.5 | .1 | 0 | 0 | 0 | 0 | | |
| 16 | Macomb | 9 | 38.1 | 38.2 | .1 | 0 | 0 | 0 | 0 | | |
| 17 | Kent | 7 | 23.4 | 23.5 | .1 | 1 | 48.5 | 48.5 | .0 | | |
| 18 | Bay | 4 | 51.0 | 51.3 | .3 | 0 | 0 | 0 | 0 | | |
| 19 | Benzie and Manistee | 0 | 0 | 0 | 0 | 1 | .0 | .0 | .0 | | |
| 20 | Ottawa | 4 | 17.1 | 17.2 | .0 | 1 | 12.1 | 12.1 | .0 | | |
| 21 | Clare, Gladwin and Isabella | 0 | 0 | 0 | 0 | 0 | 0 | 0 | 0 | | |
| 22 | Washtenaw | 4 | 31.8 | 32.1 | .4 | 2 | 16.1 | 16.1 | .0 | | |
| 23 | Alcona, Iosco and Oscoda | 1 | 24.2 | 24.3 | .0 | 0 | 0 | 0 | 0 | | |
| 24 | Sanilac | 0 | 0 | 0 | 0 | 1 | 23.9 | 23.9 | .0 | | |
| 25 | Marquette | 6 | 25.1 | 25.1 | .0 | 0 | 0 | 0 | 0 | | |
| 26 | Alpena, Cheboygan, Montmorency and Presque Isle | 2 | 27.6 | 27.9 | .3 | 1 | 31.3 | 31.3 | .0 | | |
| 27 | Newaygo and Oceana | 0 | 0 | 0 | 0 | 0 | 0 | 0 | 0 | | |
| 28 | Missaukee and Wexford | 0 | 0 | 0 | 0 | 0 | 0 | 0 | 0 | | |
| 29 | Clinton and Gratiot | 0 | 0 | 0 | 0 | 0 | 0 | 0 | 0 | | |
| 30 | Ingham | 11 | 33.7 | 33.8 | .2 | 2 | 24.9 | 25.0 | .0 | | |
| 31 | St. Clair | 2 | 18.9 | 18.9 | .0 | 7 | 15.9 | 15.9 | .0 | | |
| 32 | Gogebic and Ontonagon | 1 | 15.7 | 15.7 | .0 | 1 | 28.4 | 28.5 | .1 | | |
| 33 | Charlevoix and Emmet | 0 | 0 | 0 | 0 | 0 | 0 | 0 | 0 | | |
| 34 | Arenac, Ogemaw and Roscommon | 2 | 27.6 | 27.7 | .1 | 0 | 0 | 0 | 0 | | |
| 35 | Shiawassee | 1 | 29.8 | 29.9 | .1 | 0 | 0 | 0 | 0 | | |
| 36 | Van Buren | 0 | 0 | 0 | 0 | 0 | 0 | 0 | 0 | | |
| 37 | Calhoun | 0 | 0 | 0 | 0 | 1 | 17.8 | 17.8 | .0 | | |
| 38 | Monroe | 5 | 55.2 | 55.3 | .1 | 13 | 29.1 | 29.2 | .1 | | |
| 39 | Lenawee | 0 | 0 | 0 | 0 | 0 | 0 | 0 | 0 | | |
| 40 | Lapeer and Tuscola | 3 | 46.2 | 46.3 | .1 | 0 | 0 | 0 | 0 | | |
| 41 | Dickinson, Iron and Menominee | 6 | 33.9 | 34.0 | .1 | 0 | 0 | 0 | 0 | | |
| 42 | Midland | 0 | 0 | 0 | 0 | 1 | 17.0 | 17.0 | .0 | | |
| 43 | Cass | 0 | 0 | 0 | 0 | 0 | 0 | 0 | 0 | | |
| 44 | Livingston | 1 | 32.0 | 32.1 | .1 | 0 | 0 | 0 | 0 | | |
| 45 | St. Joseph | 0 | 0 | 0 | 0 | 0 | 0 | 0 | 0 | | |
| 46 | Crawford, Kalkaska and Otsego | 0 | 0 | 0 | 0 | 0 | 0 | 0 | 0 | | |
| 47 | Delta | 0 | 0 | 0 | 0 | 0 | 0 | 0 | 0 | | |
| 48 | Allegan | 1 | 58.3 | 58.3 | .0 | 0 | 0 | 0 | 0 | | |
| 49 | Mecosta and Osceola | 1 | 23.5 | 23.5 | .0 | 0 | 0 | 0 | 0 | | |
| 50 | Chippewa and Mackinac | 0 | 0 | 0 | 0 | 0 | 0 | 0 | 0 | | |
| 51 | Lake and Mason* | 0 | 0 | 0 | 0 | 0 | 0 | 0 | 0 | | |
| 52 | Huron | 0 | 0 | 0 | 0 | 0 | 0 | 0 | 0 | | |
| | Statewide Total | 121 | 31.7 | 31.9 | .1 | 42 | 20.0 | 21.4 | 1.5 | | |

*The following courts did not report information: Wayne, Jackson, Arenac, Mason

ANNUAL REPORT

Circuit Court

Civil Trials — Divorce and URESA/Support — Non-Jury

| Circuit No. | Counties | Number of Cases | Jury Cases Average in Months | | | Length of Trial | Number of Cases | Non-Jury Cases Average in Months | | | Length of Trial |
|-------------|---|-----------------|------------------------------|------------------------|-----------------|-----------------|-----------------|----------------------------------|------------------------|-----------------|-----------------|
| | | | Filing to Beginning of Trial | Filing to End of Trial | Length of Trial | | | Filing to Beginning of Trial | Filing to End of Trial | Length of Trial | |
| 1 | Hillsdale | 0 | 0 | 0 | 0 | 2 | 8.3 | 8.4 | .0 | | |
| 2 | Berrien | 0 | 0 | 0 | 0 | 72 | 10.4 | 10.5 | .1 | | |
| 3 | Wayne* | | | | | | | | | | |
| 4 | Jackson* | | | | | | | | | | |
| 5 | Barry and Eaton | 0 | 0 | 0 | 0 | 25 | 23.9 | 23.9 | .0 | | |
| 6 | Oakland | 0 | 0 | 0 | 0 | 102 | 10.8 | 12.6 | 1.8 | | |
| 7 | Genesee | 0 | 0 | 0 | 0 | 33 | 17.1 | 17.2 | .0 | | |
| 8 | Ionia and Montcalm | 0 | 0 | 0 | 0 | 38 | 10.1 | 10.1 | .0 | | |
| 9 | Kalamazoo | 0 | 0 | 0 | 0 | 42 | 13.2 | 14.0 | .8 | | |
| 10 | Saginaw | 0 | 0 | 0 | 0 | 46 | 14.8 | 16.1 | 1.3 | | |
| 11 | Alger, Luce and Schoolcraft | 0 | 0 | 0 | 0 | 9 | 6.1 | 6.1 | .0 | | |
| 12 | Baraga, Houghton and Keweenaw | 0 | 0 | 0 | 0 | 67 | 5.6 | 5.6 | .0 | | |
| 13 | Antrim, Grand Traverse and Leelanau | 0 | 0 | 0 | 0 | 22 | 9.9 | 9.9 | .0 | | |
| 14 | Muskegon | 0 | 0 | 0 | 0 | 28 | 7.5 | 8.0 | .5 | | |
| 15 | Branch | 0 | 0 | 0 | 0 | 6 | 15.1 | 15.1 | .0 | | |
| 16 | Macomb | 0 | 0 | 0 | 0 | 66 | 14.7 | 15.0 | .4 | | |
| 17 | Kent | 0 | 0 | 0 | 0 | 22 | 10.1 | 10.6 | .5 | | |
| 18 | Bay | 0 | 0 | 0 | 0 | 112 | 16.1 | 16.1 | .0 | | |
| 19 | Benzie and Manistee | 0 | 0 | 0 | 0 | 3 | 5.7 | 5.7 | .0 | | |
| 20 | Ottawa | 0 | 0 | 0 | 0 | 44 | 11.4 | 11.5 | .1 | | |
| 21 | Clare, Gladwin and Isabella | 0 | 0 | 0 | 0 | 59 | 7.7 | 13.8 | 6.1 | | |
| 22 | Washtenaw | 0 | 0 | 0 | 0 | 457 | 12.2 | 12.4 | .2 | | |
| 23 | Alcona, Iosco and Oscoda | 0 | 0 | 0 | 0 | 49 | 8.4 | 8.4 | .0 | | |
| 24 | Sanilac | 0 | 0 | 0 | 0 | 15 | 9.9 | 9.9 | .0 | | |
| 25 | Marquette | 0 | 0 | 0 | 0 | 4 | 7.6 | 8.5 | 1.0 | | |
| 26 | Alpena, Cheboygan, Montmorency and Presque Isle | 0 | 0 | 0 | 0 | 24 | 11.2 | 11.3 | .0 | | |
| 27 | Newaygo and Oceana | 0 | 0 | 0 | 0 | 5 | 11.0 | 11.0 | .0 | | |
| 28 | Missaukee and Wexford | 0 | 0 | 0 | 0 | 4 | 10.0 | 10.2 | .1 | | |
| 29 | Clinton and Gratiot | 0 | 0 | 0 | 0 | 34 | 15.7 | 15.7 | .0 | | |
| 30 | Ingham | 0 | 0 | 0 | 0 | 90 | 14.6 | 14.8 | .2 | | |
| 31 | St. Clair | 0 | 0 | 0 | 0 | 73 | 12.8 | 12.8 | .0 | | |
| 32 | Gogebic and Ontonagon | 0 | 0 | 0 | 0 | 22 | 11.3 | 11.3 | .1 | | |
| 33 | Charlevoix and Emmet | 0 | 0 | 0 | 0 | 1 | 13.0 | 13.0 | .0 | | |
| 34 | Arenac, Ogemaw and Roscommon | 0 | 0 | 0 | 0 | 3 | 13.3 | 13.5 | .2 | | |
| 35 | Shiawassee | 0 | 0 | 0 | 0 | 19 | 10.6 | 10.6 | .0 | | |
| 36 | Van Buren | 0 | 0 | 0 | 0 | 11 | 18.0 | 18.1 | .1 | | |
| 37 | Calhoun | 0 | 0 | 0 | 0 | 33 | 11.2 | 11.7 | .5 | | |
| 38 | Monroe | 0 | 0 | 0 | 0 | 19 | 18.9 | 18.9 | .0 | | |
| 39 | Lenawee | 0 | 0 | 0 | 0 | 0 | 0 | 0 | 0 | | |
| 40 | Lapeer and Tuscola | 0 | 0 | 0 | 0 | 92 | 17.2 | 17.3 | .1 | | |
| 41 | Dickinson, Iron and Menominee | 0 | 0 | 0 | 0 | 15 | 12.8 | 12.8 | .0 | | |
| 42 | Midland | 0 | 0 | 0 | 0 | 145 | 10.9 | 10.9 | .0 | | |
| 43 | Cass | 0 | 0 | 0 | 0 | 12 | 11.8 | 11.9 | .0 | | |
| 44 | Livingston | 0 | 0 | 0 | 0 | 36 | 13.3 | 13.4 | .1 | | |
| 45 | St. Joseph | 0 | 0 | 0 | 0 | 32 | 7.5 | 7.5 | .0 | | |
| 46 | Crawford, Kalkaska and Otsego | 0 | 0 | 0 | 0 | 8 | 14.9 | 15.2 | .3 | | |
| 47 | Delta | 0 | 0 | 0 | 0 | 0 | 0 | 0 | 0 | | |
| 48 | Allegan | 0 | 0 | 0 | 0 | 25 | 14.6 | 14.7 | .1 | | |
| 49 | Mecosta and Osceola | 0 | 0 | 0 | 0 | 4 | 22.5 | 22.5 | .0 | | |
| 50 | Chippewa and Mackinac | 0 | 0 | 0 | 0 | 34 | 4.5 | 4.5 | .0 | | |
| 51 | Lake and Mason* | 0 | 0 | 0 | 0 | 0 | 0 | 0 | 0 | | |
| 52 | Huron | 0 | 0 | 0 | 0 | 19 | 9.4 | 9.4 | .0 | | |
| | Statewide Total | 0 | 0 | 0 | 0 | 2083 | 12.2 | 12.6 | .4 | | |

*The following courts did not report information: Wayne, Jackson, Arenac, Mason

ANNUAL REPORT
Circuit Court
Civil Trials — Paternity — Jury and Non-Jury

| Circuit No. | Counties | Number of Cases | Jury Cases Average in Months | | | Length of Trial | Non-Jury Cases Average in Months | | | Length of Trial |
|-------------|---|-----------------|------------------------------|------------------------|-----------------|-----------------|----------------------------------|------------------------------|------------------------|-----------------|
| | | | Filing to Beginning of Trial | Filing to End of Trial | Length of Trial | | Number of Cases | Filing to Beginning of Trial | Filing to End of Trial | |
| 1 | Hillsdale | 0 | 0 | 0 | 0 | 1 | 14.0 | 14.0 | .0 | |
| 2 | Berrien | 3 | 12.6 | 12.6 | .0 | 8 | 21.0 | 21.0 | .0 | |
| 3 | Wayne* | | | | | | | | | |
| 4 | Jackson* | | | | | | | | | |
| 5 | Barry and Eaton | 1 | 12.6 | 12.6 | .0 | 1 | 28.7 | 28.7 | .0 | |
| 6 | Oakland | 3 | 11.7 | 20.6 | 8.9 | 4 | 21.0 | 21.0 | .0 | |
| 7 | Genesee | 11 | 22.6 | 22.7 | .1 | 21 | 17.5 | 17.5 | .0 | |
| 8 | Ionia and Montcalm | 0 | 0 | 0 | 0 | 2 | 18.2 | 18.2 | .0 | |
| 9 | Kalamazoo | 1 | 12.8 | 12.8 | .0 | 11 | 21.2 | 21.2 | .0 | |
| 10 | Saginaw | 0 | 0 | 0 | 0 | 6 | 13.3 | 13.3 | .0 | |
| 11 | Alger, Luce and Schoolcraft | 2 | 4.2 | 4.2 | .0 | 1 | 10.4 | 10.4 | .0 | |
| 12 | Baraga, Houghton and Keweenaw | 0 | 0 | 0 | 0 | 1 | 4.3 | 4.3 | .0 | |
| 13 | Antrim, Grand Traverse and Leelanau | 1 | 19.9 | 19.9 | .0 | 1 | 19.9 | 19.0 | .0 | |
| 14 | Muskegon | 5 | 14.2 | 14.2 | .0 | 6 | 7.9 | 7.9 | .0 | |
| 15 | Branch | 0 | 0 | 0 | 0 | 1 | 8.0 | 8.0 | .0 | |
| 16 | Macomb | 2 | 41.0 | 41.0 | .0 | 15 | 26.8 | 26.8 | .0 | |
| 17 | Kent | 0 | 0 | 0 | 0 | 0 | 0 | 0 | 0 | |
| 18 | Bay | 1 | 14.1 | 14.1 | .0 | 1 | 16.0 | 16.0 | .0 | |
| 19 | Benzie and Manistee | 0 | 0 | 0 | 0 | 1 | 3.4 | 3.4 | .0 | |
| 20 | Ottawa | 0 | 0 | 0 | 0 | 2 | 15.0 | 15.0 | .0 | |
| 21 | Clare, Gladwin and Isabella | 2 | 18.0 | 18.0 | .0 | 0 | 0 | 0 | .0 | |
| 22 | Washtenaw | 5 | 20.9 | 21.0 | .1 | 9 | 16.9 | 16.9 | .0 | |
| 23 | Alcona, Iosco and Oscoda | 0 | 0 | 0 | 0 | 0 | 0 | 0 | 0 | |
| 24 | Sanilac | 0 | 0 | 0 | 0 | 0 | 0 | 0 | 0 | |
| 25 | Marquette | 1 | 65.2 | 65.2 | .0 | 0 | 0 | 0 | 0 | |
| 26 | Alpena, Cheboygan, Montmorency and Presque Isle | 1 | 36.0 | 36.0 | .0 | 1 | 23.5 | 23.5 | .0 | |
| 27 | Newaygo and Oceana | 0 | 0 | 0 | 0 | 0 | 0 | 0 | 0 | |
| 28 | Missaukee and Wexford | 1 | 28.8 | 28.8 | .0 | 0 | 0 | 0 | 0 | |
| 29 | Clinton and Gratiot | 2 | 19.8 | 19.8 | .0 | 2 | 15.3 | 15.3 | .0 | |
| 30 | Ingham | 2 | 24.0 | 24.0 | .0 | 4 | 15.1 | 15.1 | .0 | |
| 31 | St. Clair | 1 | 14.2 | 14.3 | .0 | 0 | 0 | 0 | 0 | |
| 32 | Gogebic and Ontonagon | 0 | 0 | 0 | 0 | 0 | 0 | 0 | 0 | |
| 33 | Charlevoix and Emmet | 0 | 0 | 0 | 0 | 0 | 0 | 0 | 0 | |
| 34 | Arenac,* Ogemaw and Roscommon | 0 | 0 | 0 | 0 | 0 | 0 | 0 | 0 | |
| 35 | Shiawassee | 2 | 21.9 | 21.9 | .0 | 6 | 0 | 0 | 0 | |
| 36 | Van Buren | 4 | 18.3 | 18.3 | .0 | 8 | 15.5 | 15.5 | .0 | |
| 37 | Calhoun | 8 | 22.9 | 22.9 | .0 | 2 | 18.3 | 19.1 | .8 | |
| 38 | Monroe | 1 | 6.4 | 6.5 | .1 | 1 | 51.9 | 51.9 | .0 | |
| 39 | Lenawee | 1 | 6.6 | 6.6 | .0 | 2 | 4.1 | 4.1 | .0 | |
| 40 | Lapeer and Tuscola | 1 | 33.1 | 33.1 | .0 | 2 | 23.6 | 24.1 | .5 | |
| 41 | Dickinson, Iron and Menominee | 1 | 19.5 | 19.5 | .0 | 1 | 13.5 | 13.5 | .0 | |
| 42 | Midland | 2 | 15.0 | 15.0 | .0 | 0 | 0 | 0 | 0 | |
| 43 | Cass | 2 | 12.2 | 12.2 | .0 | 2 | 9.7 | 9.7 | .0 | |
| 44 | Livingston | 1 | 15.7 | 15.7 | .0 | 1 | 10.2 | 10.2 | .0 | |
| 45 | St. Joseph | 0 | 0 | 0 | 0 | 0 | 0 | 0 | 0 | |
| 46 | Crawford, Kalkaska and Otsego | 1 | 9.1 | 9.1 | .0 | 0 | 0 | 0 | 0 | |
| 47 | Delta | 1 | 17.7 | 17.7 | .0 | 0 | 0 | 0 | 0 | |
| 48 | Allegan | 0 | 0 | 0 | 0 | 1 | 9.5 | 9.5 | .0 | |
| 49 | Mecosta and Osceola | 1 | 4.4 | 4.4 | .0 | 0 | 0 | 0 | 0 | |
| 50 | Chippewa and Mackinac | 0 | 0 | 0 | 0 | 0 | 0 | 0 | 0 | |
| 51 | Lake and Mason* | 0 | 0 | 0 | 0 | 0 | 0 | 0 | 0 | |
| 52 | Huron | 0 | 0 | 0 | 0 | 1 | 44.7 | 44.7 | .0 | |
| | Statewide Total | 71 | 19.5 | 19.9 | .4 | 120 | 18.2 | 18.2 | .0 | |

*The following courts did not report information: Wayne, Jackson, Arenac, Mason

ANNUAL REPORT
Circuit Court
Civil Trials — Products Liability — Jury and Non-Jury

| Circuit No. | Counties | Number of Cases | Jury Cases Average in Months | | | Length of Trial | Non-Jury Cases Average in Months | | | Length of Trial |
|-------------|---|-----------------|------------------------------|------------------------|-----------------|-----------------|----------------------------------|------------------------------|------------------------|-----------------|
| | | | Filing to Beginning of Trial | Filing to End of Trial | Length of Trial | | Number of Cases | Filing to Beginning of Trial | Filing to End of Trial | |
| 1 | Hillsdale | 0 | 0 | 0 | 0 | 0 | 0 | 0 | 0 | |
| 2 | Berrien | 1 | 43.8 | 44.5 | .7 | 0 | 0 | 0 | 0 | |
| 3 | Wayne* | | | | | | | | | |
| 4 | Jackson* | | | | | | | | | |
| 5 | Barry and Eaton | 0 | 0 | 0 | 0 | 0 | 0 | 0 | 0 | |
| 6 | Oakland | 3 | 34.0 | 34.2 | .2 | 1 | 40.3 | 40.3 | .0 | |
| 7 | Genesee | 0 | 0 | 0 | 0 | 1 | 38.9 | 39.4 | .5 | |
| 8 | Ionia and Montcalm | 1 | 18.7 | 18.7 | .0 | 0 | 0 | 0 | 0 | |
| 9 | Kalamazoo | 1 | 16.0 | 16.2 | .2 | 1 | 17.8 | 17.8 | .0 | |
| 10 | Saginaw | 2 | 42.1 | 42.1 | .1 | 0 | 0 | 0 | 0 | |
| 11 | Alger, Luce and Schoolcraft | 0 | 0 | 0 | 0 | 0 | 0 | 0 | 0 | |
| 12 | Baraga, Houghton and Keweenaw | 0 | 0 | 0 | 0 | 0 | 0 | 0 | 0 | |
| 13 | Antrim, Grand Traverse and Leelanau | 1 | 36.5 | 36.7 | .2 | 0 | 0 | 0 | 0 | |
| 14 | Muskegon | 0 | 0 | 0 | 0 | 2 | 16.5 | 16.5 | .0 | |
| 15 | Branch | 0 | 0 | 0 | 0 | 0 | 0 | 0 | 0 | |
| 16 | Macomb | 2 | 42.0 | 42.4 | .3 | 0 | 0 | 0 | 0 | |
| 17 | Kent | 5 | 26.4 | 26.6 | .2 | 0 | 0 | 0 | 0 | |
| 18 | Bay | 1 | 80.8 | 81.3 | .4 | 0 | 0 | 0 | 0 | |
| 19 | Benzie and Manistee | 0 | 0 | 0 | 0 | 0 | 0 | 0 | 0 | |
| 20 | Ottawa | 0 | 0 | 0 | 0 | 0 | 0 | 0 | 0 | |
| 21 | Clare, Gladwin and Isabella | 1 | 8.6 | 8.9 | .3 | 0 | 0 | 0 | 0 | |
| 22 | Washtenaw | 1 | 41.5 | 41.7 | .3 | 0 | 0 | 0 | 0 | |
| 23 | Alcona, Iosco and Oscoda | 0 | 0 | 0 | 0 | 0 | 0 | 0 | 0 | |
| 24 | Sanilac | 0 | 0 | 0 | 0 | 0 | 0 | 0 | 0 | |
| 25 | Marquette | 1 | 10.9 | 11.0 | .1 | 0 | 0 | 0 | 0 | |
| 26 | Alpena, Cheboygan, Montmorency and Presque Isle | 1 | 23.3 | 23.3 | .0 | 0 | 0 | 0 | 0 | |
| 27 | Newaygo and Oceana | 0 | 0 | 0 | 0 | 0 | 0 | 0 | 0 | |
| 28 | Missaukee and Wexford | 0 | 0 | 0 | 0 | 0 | 0 | 0 | 0 | |
| 29 | Clinton and Gratiot | 0 | 0 | 0 | 0 | 0 | 0 | 0 | 0 | |
| 30 | Ingham | 0 | 0 | 0 | 0 | 0 | 0 | 0 | 0 | |
| 31 | St. Clair | 0 | 0 | 0 | 0 | 0 | 0 | 0 | 0 | |
| 32 | Gogebic and Ontonagon | 0 | 0 | 0 | 0 | 0 | 0 | 0 | 0 | |
| 33 | Charlevoix and Emmet | 0 | 0 | 0 | 0 | 0 | 0 | 0 | 0 | |
| 34 | Arenac,* Ogemaw and Roscommon | 1 | 31.6 | 31.6 | .0 | 0 | 0 | 0 | 0 | |
| 35 | Shiawassee | 0 | 0 | 0 | 0 | 0 | 0 | 0 | 0 | |
| 36 | Van Buren | 0 | 0 | 0 | 0 | 0 | 0 | 0 | 0 | |
| 37 | Calhoun | 0 | 0 | 0 | 0 | 0 | 0 | 0 | 0 | |
| 38 | Monroe | 0 | 0 | 0 | 0 | 0 | 0 | 0 | 0 | |
| 39 | Lenawee | 0 | 0 | 0 | 0 | 1 | 9.6 | 9.6 | .0 | |
| 40 | Lapeer and Tuscola | 0 | 0 | 0 | 0 | 0 | 0 | 0 | 0 | |
| 41 | Dickinson, Iron and Menominee | 0 | 0 | 0 | 0 | 0 | 0 | 0 | 0 | |
| 42 | Midland | 0 | 0 | 0 | 0 | 0 | 0 | 0 | 0 | |
| 43 | Cass | 0 | 0 | 0 | 0 | 0 | 0 | 0 | 0 | |
| 44 | Livingston | 1 | 52.1 | 52.4 | .3 | 0 | 0 | 0 | 0 | |
| 45 | St. Joseph | 0 | 0 | 0 | 0 | 0 | 0 | 0 | 0 | |
| 46 | Crawford, Kalkaska and Otsego | 0 | 0 | 0 | 0 | 0 | 0 | 0 | 0 | |
| 47 | Delta | 1 | 16.4 | 16.4 | .0 | 0 | 0 | 0 | 0 | |
| 48 | Allegan | 0 | 0 | 0 | 0 | 0 | 0 | 0 | 0 | |
| 49 | Mecosta and Osceola | 0 | 0 | 0 | 0 | 0 | 0 | 0 | 0 | |
| 50 | Chippewa and Mackinac | 0 | 0 | 0 | 0 | 0 | 0 | 0 | 0 | |
| 51 | Lake and Mason* | 0 | 0 | 0 | 0 | 0 | 0 | 0 | 0 | |
| 52 | Huron | 0 | 0 | 0 | 0 | 0 | 0 | 0 | 0 | |
| | Statewide Total | 24 | 32.6 | 32.8 | .2 | 6 | 23.3 | 23.3 | .1 | |

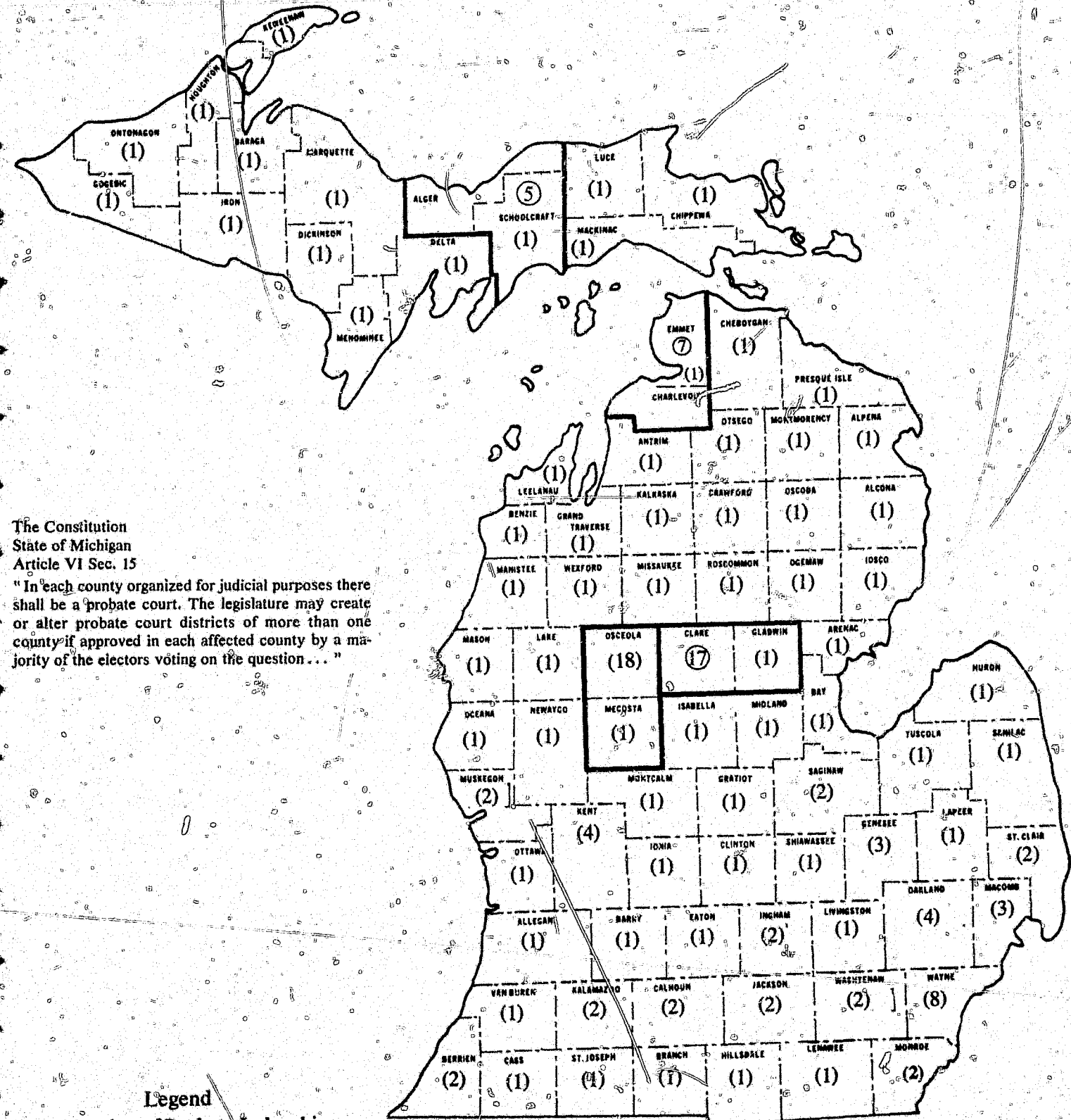
*The following courts did not report information: Wayne, Jackson, Arenac, Mason

ANNUAL REPORT
Circuit Court
 Civil Trials — Others — Jury and Non-Jury

| Circuit No. | Counties | Number of Cases | Jury Cases Average in Months | | | Length of Trial | Non-Jury Cases Average in Months | | | Length of Trial |
|-------------|---|-----------------|------------------------------|------------------------|-----------------|-----------------|----------------------------------|------------------------|-----------------|-----------------|
| | | | Filing to Beginning of Trial | Filing to End of Trial | Length of Trial | | Filing to Beginning of Trial | Filing to End of Trial | Length of Trial | |
| 1 | Hillsdale | 0 | 0 | 0 | 0 | 1 | 5.7 | 5.7 | .0 | |
| 2 | Berrien | 9 | 22.5 | 22.6 | .1 | 12 | 18.1 | 18.3 | .3 | |
| 3 | Wayne* | | | | | | | | | |
| 4 | Jackson* | | | | | | | | | |
| 5 | Barry and Eaton | 4 | 23.0 | 23.1 | .1 | 5 | 3.8 | 3.8 | .0 | |
| 6 | Oakland | 37 | 42.0 | 42.3 | .3 | 289 | 7.2 | 9.3 | 2.2 | |
| 7 | Genesee | 20 | 35.6 | 35.7 | .2 | 137 | 6.1 | 6.2 | .1 | |
| 8 | Ionia and Montcalm | 3 | 20.8 | 20.8 | .0 | 6 | 16.2 | 16.2 | .1 | |
| 9 | Kalamazoo | 4 | 21.6 | 21.6 | .0 | 13 | 28.6 | 30.6 | 2.0 | |
| 10 | Saginaw | 7 | 46.6 | 46.7 | .1 | 19 | 28.5 | 29.1 | .7 | |
| 11 | Alger, Luce and Schoolcraft | 1 | 10.3 | 10.3 | .0 | 7 | 5.9 | 5.9 | .0 | |
| 12 | Baraga, Houghton and Keweenaw | 9 | 13.5 | 13.6 | .1 | 10 | 8.0 | 8.0 | .0 | |
| 13 | Antrim, Grand Traverse and Leelanau | 9 | 18.4 | 18.4 | .0 | 6 | 10.7 | 10.7 | .0 | |
| 14 | Muskegon | 1 | 24.8 | 25.2 | .3 | 4 | 16.1 | 16.1 | .0 | |
| 15 | Branch | 1 | 52.1 | 52.2 | .1 | 5 | 19.0 | 19.0 | .0 | |
| 16 | Macomb | 28 | 43.2 | 43.5 | .3 | 49 | 28.9 | 29.0 | .1 | |
| 17 | Kent | 21 | 23.4 | 23.5 | .1 | 34 | 22.5 | 22.6 | .1 | |
| 18 | Bay | 2 | 106.8 | 131.2 | 24.3 | 8 | 46.2 | 54.3 | 8.2 | |
| 19 | Benzie and Manistee | 1 | 15.1 | 15.2 | .1 | 1 | .0 | .0 | .0 | |
| 20 | Ottawa | 3 | 6.2 | 6.2 | .0 | 8 | 15.4 | 15.4 | .0 | |
| 21 | Clare, Gladwin and Isabella | 5 | 30.3 | 30.5 | .2 | 12 | 18.4 | 22.4 | 4.0 | |
| 22 | Washtenaw | 14 | 29.3 | 29.5 | .2 | 35 | 23.9 | 24.5 | .6 | |
| 23 | Alcona, Iosco and Oscoda | 3 | 13.0 | 13.1 | .1 | 19 | 8.5 | 8.5 | .0 | |
| 24 | Sanilac | 0 | 0 | 0 | 0 | 8 | 32.8 | 35.6 | 2.8 | |
| 25 | Marquette | 7 | 36.7 | 36.8 | .1 | 2 | 22.6 | 22.6 | .0 | |
| 26 | Alpena, Cheboygan, Montmorency and Presque Isle | 7 | 21.5 | 21.5 | .0 | 6 | 13.3 | 13.3 | .0 | |
| 27 | Newaygo and Oceana | 4 | 15.6 | 15.6 | .0 | 4 | 7.6 | 7.6 | .0 | |
| 28 | Missaukee and Wexford | 0 | 0 | 0 | 0 | 3 | 18.1 | 19.4 | 1.3 | |
| 29 | Clinton and Gratiot | 0 | 0 | 0 | 0 | 12 | 24.5 | 24.5 | .0 | |
| 30 | Ingham | 11 | 42.9 | 43.2 | .3 | 33 | 33.5 | 33.7 | .2 | |
| 31 | St. Clair | 10 | 24.8 | 25.2 | .4 | 116 | 9.0 | 9.0 | .0 | |
| 32 | Gogebic and Ontonagon | 2 | 8.8 | 8.8 | .1 | 2 | 3.4 | 3.4 | .0 | |
| 33 | Charlevoix and Emmet | 1 | 28.3 | 28.4 | .1 | 3 | 16.3 | 16.3 | .0 | |
| 34 | Arenac, Ogemaw and Roscommon | 3 | 27.3 | 27.3 | .0 | 6 | 14.9 | 15.0 | .0 | |
| 35 | Shiawassee | 1 | 131.4 | 131.5 | .1 | 9 | 11.5 | 11.6 | .0 | |
| 36 | Van Buren | 1 | 32.9 | 32.9 | .0 | 10 | 29.3 | 29.5 | .2 | |
| 37 | Calhoun | 4 | 6.7 | 6.7 | .0 | 14 | 19.0 | 21.2 | 2.2 | |
| 38 | Monroe | 0 | 0 | 0 | 0 | 0 | 0 | 0 | 0 | |
| 39 | Lenawee | 5 | 13.6 | 13.7 | .2 | 19 | 2.9 | 3.0 | .1 | |
| 40 | Lapeer and Tuscola | 2 | 45.4 | 45.5 | .1 | 8 | 34.9 | 34.9 | .0 | |
| 41 | Dickinson, Iron and Menominee | 4 | 21.1 | 21.2 | .1 | 5 | 9.9 | 9.9 | .0 | |
| 42 | Midland | 3 | 16.5 | 16.6 | .1 | 13 | 14.0 | 14.0 | .0 | |
| 43 | Cass | 5 | 7.5 | 7.6 | .1 | 9 | 22.0 | 22.7 | .7 | |
| 44 | Livingston | 8 | 48.4 | 48.6 | .2 | 9 | 14.6 | 14.9 | .3 | |
| 45 | St. Joseph | 0 | 0 | 0 | 0 | 3 | .8 | 1.7 | .9 | |
| 46 | Crawford, Kalkaska and Otsego | 2 | 7.5 | 7.6 | .0 | 6 | 17.9 | 17.9 | .0 | |
| 47 | Delta | 0 | 0 | 0 | 0 | 7 | 6.7 | 6.7 | .0 | |
| 48 | Allegan | 3 | 18.9 | 19.0 | .0 | 4 | 19.6 | 19.6 | .0 | |
| 49 | Mecosta and Osceola | 3 | 7.7 | 7.7 | .0 | 7 | 15.8 | 16.3 | .6 | |
| 50 | Chippewa and Mackinac | 2 | 3.2 | 9.1 | 5.9 | 9 | 18.9 | 19.1 | .1 | |
| 51 | Lake and Mason* | 0 | 0 | 0 | 0 | 0 | .0 | 0 | 0 | |
| 52 | Huron | 0 | 0 | 0 | 0 | 9 | 30.5 | 30.5 | .1 | |
| | Statewide Total | 270 | 30.7 | 31.1 | .4 | 1016 | 13.6 | 14.5 | .9 | |

*The following courts did not report information: Wayne, Jackson, Arenac, Mason

PROBATE COURT



The Constitution
 State of Michigan
 Article VI Sec. 15

"In each county organized for judicial purposes there shall be a probate court. The legislature may create or alter probate court districts of more than one county if approved in each affected county by a majority of the electors voting on the question..."

Legend
 (3) Number of Probate Judgeships
 O Probate Court District Number
 Number of Probate Courts: 83
 Judgeships: 106

COURT OF CLAIMS

JUDGE ASSIGNMENTS

CIVIL AND PROBATE

PROBATE COURT

DISTRICT COURT

PROBATE COURT BRIEFS

— Probate Courts reported 37,761 cases filed in the probate and mental division; 21,107 hearings were reported and 23,461 cases/matters disposed. (These statistics do not include the Estate Division.)

— 26,118 new delinquency petitions were authorized by the Juvenile Division of Probate Court; 5,126 petitions in neglect cases and 987 petitions in child abuse cases.

— 3,938 status offense cases were reported.

— 42,984 traffic citations were received in the Juvenile Division.

ANNUAL REPORT Probate Courts Probate and Mental Division

| County | Cases Pending Beginning of Year | Cases Filed | Hearings Held | Committed/Recommitted | Cases/Matters Disposed of | Cases Pending End of Year |
|------------------------|---------------------------------|-------------|---------------|-----------------------|---------------------------|---------------------------|
| ALCONA | | | | | | |
| Mental Illness..... | 0 | 2 | 1 | 0 | 0 | 0 |
| Mentally Handicapped.. | 0 | 0 | 0 | 0 | 0 | 0 |
| Marriages: | | | | | | |
| Waiver..... | 0 | 4 | 0 | 0 | 4 | 0 |
| Licenses..... | 0 | 1 | 0 | 0 | 1 | 0 |
| Ceremonies..... | 0 | 0 | 0 | 0 | 0 | 0 |
| Adoptions..... | NR | NR | NR | 0 | NR | NR |
| Condemnation..... | 0 | 0 | 0 | 0 | 0 | 0 |
| Paternity..... | 0 | 5 | 0 | 0 | 0 | 0 |
| Name Change..... | 0 | 0 | 0 | 0 | 0 | 0 |
| Safe Deposits..... | 0 | 1 | 0 | 0 | 1 | 0 |
| Escheats..... | 0 | 0 | 0 | 0 | 0 | 0 |
| Delayed Births..... | 0 | 0 | 0 | 0 | 0 | 0 |
| Total..... | 0 | 13 | 1 | 0 | 6 | 0 |
| ALGER | | | | | | |
| Mental Illness..... | 1 | 17 | 29 | 12 | 0 | 2 |
| Mentally Handicapped.. | 0 | 2 | 2 | 1 | 0 | 0 |
| Marriages: | | | | | | |
| Waiver..... | 0 | 12 | 0 | 0 | 12 | 0 |
| Licenses..... | 0 | 2 | 0 | 0 | 2 | 0 |
| Ceremonies..... | 0 | 9 | 0 | 0 | 9 | 0 |
| Adoptions..... | 1 | 10 | NR | 0 | 6 | 3 |
| Condemnation..... | 0 | 0 | 0 | 0 | 0 | 0 |
| Paternity..... | 0 | 6 | 6 | 0 | 6 | 0 |
| Name Change..... | 0 | 0 | 0 | 0 | 0 | 0 |
| Safe Deposits..... | 0 | 9 | 0 | 0 | 9 | 0 |
| Escheats..... | 0 | 1 | 0 | 0 | 1 | 0 |
| Delayed Births..... | 0 | 0 | 0 | 0 | 0 | 0 |
| Total..... | 2 | 68 | 37 | 13 | 45 | 5 |
| ALLEGAN | | | | | | |
| Mental Illness..... | 7 | 39 | 44 | 33 | 0 | 5 |
| Mentally Handicapped.. | 0 | 0 | 0 | 0 | 0 | 0 |
| Marriages: | | | | | | |
| Waiver..... | 0 | 63 | 0 | 0 | 63 | 0 |
| Licenses..... | 0 | 19 | 0 | 0 | 19 | 0 |
| Ceremonies..... | 0 | 36 | 0 | 0 | 36 | 0 |
| Adoptions..... | NR | NR | NR | 0 | NR | NR |
| Condemnation..... | 0 | 0 | 0 | 0 | 0 | 0 |
| Paternity..... | 0 | 86 | 0 | 0 | 86 | 0 |
| Name Change..... | 0 | 9 | 8 | 0 | 8 | 1 |
| Safe Deposits..... | 0 | 2 | 2 | 0 | 2 | 0 |
| Escheats..... | 0 | 1 | 1 | 0 | 1 | 0 |
| Delayed Births..... | 0 | 0 | 0 | 0 | 0 | 0 |
| Total..... | 7 | 255 | 55 | 33 | 215 | 6 |
| ALPENA | | | | | | |
| Mental Illness..... | 0 | 23 | 9 | 11 | 0 | 0 |
| Mentally Handicapped.. | 0 | 18 | 18 | 7 | 0 | 0 |
| Marriages: | | | | | | |
| Waiver..... | 0 | 34 | 0 | 0 | 34 | 0 |
| Licenses..... | 0 | 190 | 0 | 0 | 190 | 0 |
| Ceremonies..... | 0 | 0 | 0 | 0 | 0 | 0 |
| Adoptions..... | 11 | 33 | NR | 0 | 38 | 20 |
| Condemnation..... | 0 | 1 | 1 | 0 | 1 | 0 |
| Paternity..... | 0 | 15 | 0 | 0 | 15 | 0 |
| Name Change..... | 0 | 3 | 3 | 0 | 3 | 0 |
| Safe Deposits..... | 0 | 2 | 1 | 0 | 2 | 0 |
| Escheats..... | 0 | 2 | 2 | 0 | 2 | 0 |
| Delayed Births..... | 0 | 0 | 0 | 0 | 0 | 0 |
| Total..... | 11 | 321 | 34 | 18 | 285 | 20 |

NR - Not Reported
* - Six Months Report

ANNUAL REPORT
Probate Courts
Probate and Mental Division

| County | Cases Pending Beginning of Year | Cases Filed | Hearings Held | Committed/Recommitted | Cases/Matters Disposed of | Cases Pending End of Year |
|------------------------|---------------------------------|-------------|---------------|-----------------------|---------------------------|---------------------------|
| ANTRIM | | | | | | |
| Mental Illness..... | 11 | 9 | 12 | 5 | 0 | 2 |
| Mentally Handicapped.. | 7 | 2 | 4 | 2 | 0 | 0 |
| Marriages: | | | | | | |
| Waiver..... | 0 | 13 | 0 | 0 | 13 | 0 |
| Licenses..... | 0 | 7 | 0 | 0 | 7 | 0 |
| Ceremonies..... | 0 | NR | 0 | 0 | NR | NR |
| Adoptions..... | 8 | 14 | NR | 0 | 16 | 1 |
| Condemnation..... | NR | NR | NR | 0 | NR | NR |
| Paternity..... | 0 | 4 | 2 | 0 | 2 | 0 |
| Name Change..... | 0 | 6 | 5 | 0 | 5 | 1 |
| Safe Deposits..... | 0 | 22 | 10 | 0 | 10 | 0 |
| Escheats..... | NR | NR | NR | 0 | NR | NR |
| Delayed Births..... | NR | NR | NR | 0 | NR | NR |
| Total..... | 26 | 77 | 33 | 7 | 53 | 4 |
| ARENAC | | | | | | |
| Mental Illness..... | 0 | 3 | 5 | 1 | 0 | 1 |
| Mentally Handicapped.. | NR | NR | NR | NR | 0 | NR |
| Marriages: | | | | | | |
| Waiver..... | 0 | 10 | 0 | 0 | 10 | 0 |
| Licenses..... | 0 | 3 | 0 | 0 | 3 | 0 |
| Ceremonies..... | 0 | NR | 0 | 0 | NR | NR |
| Adoptions..... | 3 | 4 | NR | 0 | 4 | 0 |
| Condemnation..... | NR | NR | NR | 0 | NR | NR |
| Paternity..... | 0 | 7 | 7 | 0 | 7 | 0 |
| Name Change..... | 0 | 2 | 2 | 0 | 2 | 0 |
| Safe Deposits..... | 0 | 1 | 1 | 0 | 1 | 0 |
| Escheats..... | NR | NR | NR | 0 | NR | NR |
| Delayed Births..... | NR | NR | NR | 0 | NR | NR |
| Total..... | 3 | 30 | 15 | 1 | 27 | 1 |
| BARAGA | | | | | | |
| Mental Illness..... | 0 | 3 | 1 | 1 | 0 | 0 |
| Mentally Handicapped.. | 0 | 0 | 0 | 0 | 0 | 0 |
| Marriages: | | | | | | |
| Waiver..... | 0 | 6 | 0 | 0 | 5 | 0 |
| Licenses..... | 0 | 0 | 0 | 0 | 0 | 0 |
| Ceremonies..... | 0 | 0 | 0 | 0 | 0 | 0 |
| Adoptions..... | 0 | 5 | NR | 0 | 4 | 0 |
| Condemnation..... | 0 | 0 | 0 | 0 | 0 | 0 |
| Paternity..... | 0 | 11 | 0 | 0 | 6 | 0 |
| Name Change..... | 0 | 0 | 0 | 0 | 0 | 0 |
| Safe Deposits..... | 0 | 0 | 0 | 0 | 0 | 0 |
| Escheats..... | 0 | 0 | 0 | 0 | 0 | 0 |
| Delayed Births..... | 0 | 0 | 0 | 0 | 0 | 0 |
| Total..... | 0 | 25 | 1 | 1 | 15 | 0 |
| BARRY | | | | | | |
| Mental Illness..... | 0 | 12 | 12 | 11 | 0 | 1 |
| Mentally Handicapped.. | 0 | 0 | 0 | 0 | 0 | 0 |
| Marriages: | | | | | | |
| Waiver..... | 0 | 16 | 0 | 0 | 16 | 0 |
| Licenses..... | 0 | 3 | 0 | 0 | 3 | 0 |
| Ceremonies..... | 0 | 0 | 0 | 0 | 0 | 0 |
| Adoptions..... | NR | NR | NR | 0 | NR | NR |
| Condemnation..... | 0 | 0 | 0 | 0 | 0 | 0 |
| Paternity..... | 0 | 39 | 0 | 0 | 39 | 0 |
| Name Change..... | 0 | 5 | 5 | 0 | 5 | 0 |
| Safe Deposits..... | 0 | 26 | 0 | 0 | 26 | 0 |
| Escheats..... | 0 | 0 | 0 | 0 | 0 | 0 |
| Delayed Births..... | 0 | 0 | 0 | 0 | 0 | 0 |
| Total..... | 0 | 101 | 17 | 11 | 89 | 1 |

NR - Not Reported
* - Six Months Report

ANNUAL REPORT
Probate Courts
Probate and Mental Division

| County | Cases Pending Beginning of Year | Cases Filed | Hearings Held | Committed/Recommitted | Cases/Matters Disposed of | Cases Pending End of Year |
|------------------------|---------------------------------|-------------|---------------|-----------------------|---------------------------|---------------------------|
| BAY | | | | | | |
| Mental Illness..... | 1 | 76 | 72 | 68 | 0 | 1 |
| Mentally Handicapped.. | 0 | 31 | 31 | 31 | 0 | 0 |
| Marriages: | | | | | | |
| Waiver..... | 0 | 32 | 0 | 0 | 32 | 0 |
| Licenses..... | 0 | 13 | 0 | 0 | 13 | 0 |
| Ceremonies..... | 0 | 0 | 0 | 0 | 0 | 0 |
| Adoptions..... | 24 | 68 | NR | 0 | 64 | 77 |
| Condemnation..... | 0 | 0 | 0 | 0 | 0 | 0 |
| Paternity..... | 0 | 100 | 4 | 0 | 44 | 0 |
| Name Change..... | 0 | 13 | 13 | 0 | 13 | 0 |
| Safe Deposits..... | 0 | 6 | 6 | 0 | 4 | 0 |
| Escheats..... | 1 | 1 | 2 | 0 | 1 | 0 |
| Delayed Births..... | NR | NR | NR | 0 | NR | NR |
| Total..... | 26 | 340 | 128 | 99 | 171 | 78 |
| BENZIE | | | | | | |
| Mental Illness..... | 13 | 6 | 9 | 1 | 0 | 8 |
| Mentally Handicapped.. | 18 | 2 | 4 | 0 | 0 | 17 |
| Marriages: | | | | | | |
| Waiver..... | 0 | 1 | 0 | 0 | 0 | 0 |
| Licenses..... | 0 | 7 | 0 | 0 | 6 | 1 |
| Ceremonies..... | 0 | 4 | 0 | 0 | 4 | 0 |
| Adoptions..... | 10 | 16 | NR | 0 | 14 | 12 |
| Condemnation..... | 0 | 0 | 0 | 0 | 0 | 0 |
| Paternity..... | 0 | 7 | 7 | 0 | 7 | 0 |
| Name Change..... | 0 | 3 | 3 | 0 | 2 | 0 |
| Safe Deposits..... | NR | NR | NR | 0 | NR | NR |
| Escheats..... | 0 | 0 | 0 | 0 | 0 | 0 |
| Delayed Births..... | 0 | 0 | 0 | 0 | 0 | 0 |
| Total..... | 41 | 46 | 23 | 1 | 33 | 38 |
| BERRIEN | | | | | | |
| Mental Illness..... | 68 | 164 | 165 | 70 | 0 | 1 |
| Mentally Handicapped.. | NR | 6 | 6 | 1 | 0 | NR |
| Marriages: | | | | | | |
| Waiver..... | 0 | 149 | 0 | 0 | 149 | 0 |
| Licenses..... | 0 | 14 | 0 | 0 | 14 | 0 |
| Ceremonies..... | 0 | 0 | 0 | 0 | 0 | 0 |
| Adoptions..... | 192 | 109 | NR | 0 | 125 | 176 |
| Condemnation..... | NR | NR | NR | 0 | NR | NR |
| Paternity..... | 0 | 298 | NR | 0 | 298 | 0 |
| Name Change..... | NR | 21 | 21 | 0 | 21 | 0 |
| Safe Deposits..... | NR | 16 | 6 | 0 | 16 | 0 |
| Escheats..... | NR | 7 | 7 | 0 | 7 | 0 |
| Delayed Births..... | NR | NR | NR | 0 | NR | NR |
| Total..... | 260 | 784 | 205 | 71 | 630 | 177 |
| BRANCH | | | | | | |
| Mental Illness..... | 13 | 25 | 27 | 18 | 0 | 14 |
| Mentally Handicapped.. | 0 | 1 | 1 | 1 | 0 | 1 |
| Marriages: | | | | | | |
| Waiver..... | 0 | 17 | 0 | 0 | 12 | 3 |
| Licenses..... | 0 | 5 | 0 | 0 | 3 | 0 |
| Ceremonies..... | 0 | 0 | 0 | 0 | 0 | 0 |
| Adoptions..... | 40 | 39 | NR | 0 | 25 | 54 |
| Condemnation..... | 0 | 0 | 0 | 0 | 0 | 0 |
| Paternity..... | 0 | 47 | 0 | 0 | 47 | 0 |
| Name Change..... | 0 | 11 | 11 | 0 | 11 | 0 |
| Safe Deposits..... | 0 | 2 | 1 | 0 | 1 | 0 |
| Escheats..... | 0 | 1 | 1 | 0 | 1 | 0 |
| Delayed Births..... | 0 | 0 | 0 | 0 | 0 | 0 |
| Total..... | 53 | 148 | 41 | 19 | 100 | 72 |

NR - Not Reported
* - Six Months Report

ANNUAL REPORT
Probate Courts
Probate and Mental Division

| County | Cases Pending Beginning of Year | Cases Filed | Hearings Held | Committed/Recommitted | Cases/Matters Disposed of | Cases Pending End of Year |
|------------------------|---------------------------------|-------------|---------------|-----------------------|---------------------------|---------------------------|
| CALHOUN | | | | | | |
| Mental Illness..... | 3 | 266 | 276 | 201 | 0 | 12 |
| Mentally Handicapped.. | 1 | 38 | 49 | 0 | 0 | 2 |
| Marriages: | | | | | | |
| Waiver..... | 0 | 53 | 0 | 0 | 53 | 0 |
| Licenses..... | 0 | 4 | 0 | 0 | 4 | 0 |
| Ceremonies..... | 0 | 6 | 0 | 0 | 6 | 0 |
| Adoptions..... | 78 | 144 | NR | 0 | 182 | 63 |
| Condemnation..... | 0 | 2 | 2 | 0 | 2 | 0 |
| Paternity..... | 0 | 281 | 0 | 0 | 281 | 0 |
| Name Change..... | 2 | 31 | 31 | 0 | 31 | 1 |
| Safe Deposits..... | 0 | 0 | 0 | 0 | 0 | 0 |
| Escheats..... | 5 | 9 | 9 | 0 | 5 | 8 |
| Delayed Births..... | 0 | 0 | 0 | 0 | 0 | 0 |
| Total..... | 89 | 834 | 367 | 201 | 564 | 86 |
| CASS | | | | | | |
| Mental Illness..... | 8 | 29 | 31 | 23 | 0 | 0 |
| Mentally Handicapped.. | 1 | 15 | 4 | 4 | 0 | 1 |
| Marriages: | | | | | | |
| Waiver..... | 0 | 25 | 0 | 0 | 25 | 0 |
| Licenses..... | 0 | 9 | 0 | 0 | 9 | 0 |
| Ceremonies..... | 0 | 8 | 0 | 0 | 8 | 0 |
| Adoptions..... | 23 | 46 | NR | 0 | 8 | 35 |
| Condemnation..... | 0 | 0 | 0 | 0 | 0 | 0 |
| Paternity..... | 0 | 73 | 0 | 0 | 0 | 0 |
| Name Change..... | 0 | 11 | 11 | 0 | 11 | 0 |
| Safe Deposits..... | 0 | 7 | 7 | 0 | 7 | 0 |
| Escheats..... | 1 | 1 | 3 | 0 | 1 | 1 |
| Delayed Births..... | 0 | 0 | 0 | 0 | 0 | 0 |
| Total..... | 33 | 224 | 56 | 27 | 69 | 37 |
| CHARLEVOIX | | | | | | |
| Mental Illness..... | 3 | 10 | 8 | 8 | 0 | 6 |
| Mentally Handicapped.. | 15 | 1 | 1 | 16 | 0 | 15 |
| Marriages: | | | | | | |
| Waiver..... | 0 | 15 | 0 | 0 | 15 | 0 |
| Licenses..... | 0 | 0 | 0 | 0 | 0 | 0 |
| Ceremonies..... | 0 | 0 | 0 | 0 | 0 | 0 |
| Adoptions..... | 20 | 17 | NR | 0 | 18 | 11 |
| Condemnation..... | 0 | 0 | 0 | 0 | 0 | 0 |
| Paternity..... | 0 | 13 | 10 | 0 | 13 | 0 |
| Name Change..... | 0 | 2 | 2 | 0 | 2 | 0 |
| Safe Deposits..... | 0 | 33 | 0 | 0 | 33 | 0 |
| Escheats..... | 0 | 2 | 2 | 0 | 2 | 0 |
| Delayed Births..... | 0 | 0 | 0 | 0 | 0 | 0 |
| Total..... | 38 | 93 | 23 | 24 | 83 | 32 |
| CHEBOYGAN | | | | | | |
| Mental Illness..... | 0 | 41 | 62 | 28 | 0 | 0 |
| Mentally Handicapped.. | 0 | 0 | 0 | 0 | 0 | 0 |
| Marriages: | | | | | | |
| Waiver..... | 0 | 23 | 0 | 0 | 23 | 0 |
| Licenses..... | 0 | 2 | 0 | 0 | 2 | 0 |
| Ceremonies..... | 0 | 7 | 0 | 0 | 7 | 0 |
| Adoptions*..... | 23 | 11 | NR | 0 | 15 | 19 |
| Condemnation..... | 0 | 0 | 0 | 0 | 0 | 0 |
| Paternity..... | 0 | 20 | 20 | 0 | 20 | 0 |
| Name Change..... | 0 | 4 | 4 | 0 | 4 | 0 |
| Safe Deposits..... | 0 | 51 | 51 | 0 | 51 | 0 |
| Escheats..... | 0 | 0 | 0 | 0 | 0 | 0 |
| Delayed Births..... | 0 | 0 | 0 | 0 | 0 | 0 |
| Total..... | 23 | 159 | 137 | 28 | 122 | 19 |

NR - Not Reported
* - Six Months Report

ANNUAL REPORT
Probate Courts
Probate and Mental Division

| County | Cases Pending Beginning of Year | Cases Filed | Hearings Held | Committed/Recommitted | Cases/Matters Disposed of | Cases Pending End of Year |
|------------------------|---------------------------------|-------------|---------------|-----------------------|---------------------------|---------------------------|
| CHIPPEWA | | | | | | |
| Mental Illness..... | 2 | 44 | 28 | 28 | 0 | 3 |
| Mentally Handicapped.. | 0 | 0 | 0 | 0 | 0 | 0 |
| Marriages: | | | | | | |
| Waiver..... | 0 | 23 | 0 | 0 | 23 | 0 |
| Licenses..... | 0 | 3 | 0 | 0 | 3 | 0 |
| Ceremonies..... | 0 | 5 | 0 | 0 | 5 | 0 |
| Adoptions..... | NR | NR | NR | 0 | NR | NR |
| Condemnation..... | 0 | 0 | 0 | 0 | 0 | 0 |
| Paternity..... | 0 | 28 | 0 | 0 | 28 | 0 |
| Name Change..... | 0 | 5 | 5 | 0 | 5 | 0 |
| Safe Deposits..... | 0 | 5 | 3 | 0 | 5 | 0 |
| Escheats..... | 0 | 0 | 0 | 0 | 0 | 0 |
| Delayed Births..... | 0 | 0 | 0 | 0 | 0 | 0 |
| Total..... | 2 | 113 | 36 | 28 | 69 | 3 |
| CLARE | | | | | | |
| Mental Illness..... | NR | 9 | 7 | 5 | 0 | NR |
| Mentally Handicapped.. | NR | 1 | NR | NR | 0 | NR |
| Marriages: | | | | | | |
| Waiver..... | 0 | 21 | 0 | 0 | 11 | NR |
| Licenses..... | 0 | 2 | 0 | 0 | NR | NR |
| Ceremonies..... | 0 | NR | 0 | 0 | NR | NR |
| Adoptions..... | NR | NR | NR | 0 | NR | NR |
| Condemnation..... | NR | NR | NR | 0 | NR | NR |
| Paternity..... | 0 | 32 | NR | 0 | NR | NR |
| Name Change..... | NR | 1 | NR | 0 | NR | NR |
| Safe Deposits..... | NR | 3 | NR | 0 | NR | NR |
| Escheats..... | NR | NR | NR | 0 | NR | NR |
| Delayed Births..... | NR | NR | NR | 0 | NR | NR |
| Total..... | NR | 69 | 7 | 5 | 11 | NR |
| CLINTON | | | | | | |
| Mental Illness..... | 0 | 13 | 13 | 13 | 0 | 0 |
| Mentally Handicapped.. | 0 | 3 | 3 | 3 | 0 | 0 |
| Marriages: | | | | | | |
| Waiver..... | 0 | 51 | 0 | 0 | 51 | 0 |
| Licenses..... | 0 | 8 | 0 | 0 | 8 | 0 |
| Ceremonies..... | 0 | 1 | 0 | 0 | 1 | 0 |
| Adoptions..... | 36 | 47 | NR | 0 | 41 | 42 |
| Condemnation..... | 0 | 1 | 8 | 0 | 0 | 1 |
| Paternity..... | 0 | 9 | 4 | 0 | 9 | 0 |
| Name Change..... | 0 | 5 | 5 | 0 | 5 | 0 |
| Safe Deposits..... | 0 | 27 | 0 | 0 | 27 | 0 |
| Escheats..... | 0 | 0 | 0 | 0 | 0 | 0 |
| Delayed Births..... | 0 | 0 | 0 | 0 | 0 | 0 |
| Total..... | 36 | 165 | 33 | 16 | 142 | 43 |
| CRAWFORD | | | | | | |
| Mental Illness..... | 0 | 8 | 3 | 5 | 0 | 3 |
| Mentally Handicapped.. | NR | NR | NR | NR | 0 | NR |
| Marriages: | | | | | | |
| Waiver..... | 0 | 3 | 0 | 0 | 3 | NR |
| Licenses..... | 0 | NR | 0 | 0 | NR | NR |
| Ceremonies..... | 0 | 34 | 0 | 0 | 34 | NR |
| Adoptions..... | NR | 12 | NR | 0 | 8 | 2 |
| Condemnation..... | NR | NR | NR | 0 | NR | NR |
| Paternity..... | 0 | 13 | NR | 0 | NR | NR |
| Name Change..... | NR | 1 | 1 | 0 | 1 | NR |
| Safe Deposits..... | NR | 1 | NR | 0 | NR | NR |
| Escheats..... | NR | NR | NR | 0 | NR | NR |
| Delayed Births..... | NR | NR | NR | 0 | NR | NR |
| Total..... | 0 | 72 | 4 | 5 | 45 | 5 |

NR - Not Reported
* - Six Months Report

ANNUAL REPORT
Probate Courts
Probate and Mental Division

| County | Cases Pending Beginning of Year | Cases Filed | Hearings Held | Committed/Recommitted | Cases/Matters Disposed of | Cases Pending End of Year |
|------------------------|---------------------------------|-------------|---------------|-----------------------|---------------------------|---------------------------|
| DELTA | | | | | | |
| Mental Illness..... | 0 | 26 | 24 | 22 | 0 | 11 |
| Mentally Handicapped.. | 0 | 0 | 0 | 0 | 0 | 0 |
| Marriages: | | | | | | |
| Waiver..... | 0 | 25 | 0 | 0 | 25 | 0 |
| Licenses..... | 0 | 3 | 0 | 0 | 3 | 0 |
| Ceremonies..... | 0 | 1 | 0 | 0 | 1 | 0 |
| Adoptions..... | 19 | 30 | NR | 0 | 25 | 44 |
| Condemnation..... | 0 | 0 | 0 | 0 | 0 | 0 |
| Paternity..... | 0 | 26 | 26 | 0 | 26 | 0 |
| Name Change..... | 0 | 5 | 4 | 0 | 4 | 1 |
| Safe Deposits..... | 0 | 5 | 5 | 0 | 5 | 0 |
| Escheats..... | 0 | 0 | 0 | 0 | 0 | 0 |
| Delayed Births..... | 0 | 0 | 0 | 0 | 0 | 0 |
| Total..... | 19 | 121 | 59 | 22 | 89 | 56 |
| DICKINSON | | | | | | |
| Mental Illness..... | 0 | 19 | 20 | 19 | 0 | 0 |
| Mentally Handicapped.. | 0 | 0 | 0 | 0 | 0 | 0 |
| Marriages: | | | | | | |
| Waiver..... | 0 | 12 | 0 | 0 | 9 | 3 |
| Licenses..... | 0 | 5 | 0 | 0 | 4 | 0 |
| Ceremonies..... | 0 | 0 | 0 | 0 | 0 | 0 |
| Adoptions..... | 21 | 10 | NR | 0 | 18 | 13 |
| Condemnation..... | 0 | 0 | 0 | 0 | 0 | 0 |
| Paternity..... | 0 | 11 | 0 | 0 | 5 | 0 |
| Name Change..... | 1 | 1 | 2 | 0 | 1 | 0 |
| Safe Deposits..... | 0 | 0 | 0 | 0 | 0 | 0 |
| Escheats..... | 0 | 0 | 0 | 0 | 0 | 0 |
| Delayed Births..... | 0 | 0 | 0 | 0 | 0 | 0 |
| Total..... | 22 | 58 | 22 | 19 | 37 | 16 |
| EATON | | | | | | |
| Mental Illness..... | 0 | 23 | 23 | 23 | 0 | 0 |
| Mentally Handicapped.. | 0 | 7 | 7 | 7 | 0 | 0 |
| Marriages: | | | | | | |
| Waiver..... | 0 | 21 | 0 | 0 | 21 | 0 |
| Licenses..... | 0 | 9 | 0 | 0 | 9 | 0 |
| Ceremonies..... | 0 | 0 | 0 | 0 | 0 | 0 |
| Adoptions..... | NR | NR | NR | 0 | NR | NR |
| Condemnation..... | 0 | 0 | 0 | 0 | 0 | 0 |
| Paternity..... | 0 | 47 | 0 | 0 | 47 | 0 |
| Name Change..... | 0 | 28 | 28 | 0 | 28 | 0 |
| Safe Deposits..... | 0 | 101 | 101 | 0 | 101 | 0 |
| Escheats..... | 0 | 2 | 2 | 0 | 2 | 0 |
| Delayed Births..... | 0 | 1 | 1 | 0 | 1 | 0 |
| Total..... | 0 | 239 | 162 | 30 | 209 | 0 |
| EMMET | | | | | | |
| Mental Illness..... | 5 | 49 | 28 | 23 | 0 | 10 |
| Mentally Handicapped.. | 1 | 0 | 0 | 0 | 0 | 0 |
| Marriages: | | | | | | |
| Waiver..... | 0 | 18 | 0 | 0 | 18 | 0 |
| Licenses..... | 0 | 1 | 0 | 0 | 1 | 0 |
| Ceremonies..... | 0 | 0 | 0 | 0 | 0 | 0 |
| Adoptions..... | 6 | 15 | NR | 0 | 18 | 13 |
| Condemnation..... | 0 | 0 | 0 | 0 | 0 | 0 |
| Paternity..... | 0 | 14 | 0 | 0 | 14 | 0 |
| Name Change..... | 0 | 1 | 1 | 0 | 1 | 0 |
| Safe Deposits..... | 0 | 52 | 0 | 0 | 29 | 0 |
| Escheats..... | 0 | 0 | 0 | 0 | 0 | 0 |
| Delayed Births..... | 0 | 0 | 0 | 0 | 0 | 0 |
| Total..... | 12 | 150 | 29 | 23 | 81 | 23 |

NR - Not Reported
* - Six Months Report

ANNUAL REPORT
Probate Courts
Probate and Mental Division

| County | Cases Pending Beginning of Year | Cases Filed | Hearings Held | Committed/Recommitted | Cases/Matters Disposed of | Cases Pending End of Year |
|------------------------|---------------------------------|--------------|---------------|-----------------------|---------------------------|---------------------------|
| GENESEE | | | | | | |
| Mental Illness..... | 0 | 317 | 317 | 251 | 0 | 0 |
| Mentally Handicapped.. | 0 | 156 | 152 | 0 | 0 | 4 |
| Marriages: | | | | | | |
| Waiver..... | 0 | 298 | 0 | 0 | 298 | 0 |
| Licenses..... | 0 | 41 | 0 | 0 | 41 | 0 |
| Ceremonies..... | 0 | 168 | 0 | 0 | 168 | 0 |
| Adoptions..... | 215 | 292 | NR | 0 | 361 | 201 |
| Condemnation..... | 0 | 0 | 0 | 0 | 0 | 0 |
| Paternity..... | 0 | 822 | 13 | 0 | 826 | 0 |
| Name Change..... | 0 | 130 | 130 | 0 | 130 | 0 |
| Safe Deposits..... | 0 | 52 | 52 | 0 | 52 | 0 |
| Escheats..... | 0 | 12 | 12 | 0 | 12 | 0 |
| Delayed Births..... | 0 | 0 | 0 | 0 | 0 | 0 |
| Total..... | 215 | 2,288 | 676 | 251 | 1,888 | 205 |
| GLADWIN | | | | | | |
| Mental Illness..... | 5 | 3 | 6 | 1 | 0 | 5 |
| Mentally Handicapped.. | 0 | 0 | 0 | 0 | 0 | 0 |
| Marriages: | | | | | | |
| Waiver..... | 0 | 18 | 0 | 0 | 18 | 0 |
| Licenses..... | 0 | 0 | 0 | 0 | 0 | 0 |
| Ceremonies..... | 0 | 0 | 0 | 0 | 0 | 0 |
| Adoptions..... | 9 | 20 | NR | 0 | 12 | 14 |
| Condemnation..... | NR | 0 | 9 | 0 | 0 | 1 |
| Paternity..... | 0 | 5 | 3 | 0 | 5 | 0 |
| Name Change..... | 0 | 2 | 2 | 0 | 2 | 0 |
| Safe Deposits..... | 0 | 1 | 1 | 0 | 1 | 0 |
| Escheats..... | 0 | 0 | 0 | 0 | 0 | 0 |
| Delayed Births..... | 0 | 0 | 0 | 0 | 0 | 0 |
| Total..... | 14 | 49 | 21 | 1 | 38 | 20 |
| GOGEBIC | | | | | | |
| Mental Illness..... | 0 | 16 | 23 | 13 | 0 | 1 |
| Mentally Handicapped.. | 0 | 0 | 0 | 0 | 0 | 0 |
| Marriages: | | | | | | |
| Waiver..... | 0 | 10 | 0 | 0 | 10 | 0 |
| Licenses..... | 0 | 1 | 0 | 0 | 1 | 0 |
| Ceremonies..... | 0 | 0 | 0 | 0 | 0 | 0 |
| Adoptions*..... | 0 | 5 | NR | 0 | 8 | 12 |
| Condemnation..... | 0 | 0 | 0 | 0 | 0 | 0 |
| Paternity..... | 0 | 14 | 0 | 0 | 14 | 0 |
| Name Change..... | 0 | 0 | 0 | 0 | 0 | 0 |
| Safe Deposits..... | 0 | 52 | 52 | 0 | 52 | 0 |
| Escheats..... | 0 | 0 | 0 | 0 | 0 | 0 |
| Delayed Births..... | 0 | 0 | 0 | 0 | 0 | 0 |
| Total..... | 0 | 98 | 75 | 13 | 85 | 13 |
| GRAND TRAVERSE | | | | | | |
| Mental Illness..... | 1 | 60 | 59 | 33 | 0 | 2 |
| Mentally Handicapped.. | NR | NR | NR | NR | 0 | NR |
| Marriages: | | | | | | |
| Waiver..... | 0 | 23 | 0 | 0 | 23 | 0 |
| Licenses..... | 0 | NR | 0 | 0 | NR | NR |
| Ceremonies..... | 0 | NR | 0 | 0 | NR | NR |
| Adoptions..... | 34 | 42 | NR | 0 | 44 | 32 |
| Condemnation..... | 0 | 0 | 0 | 0 | 0 | 0 |
| Paternity..... | 0 | 29 | 0 | 0 | 0 | 0 |
| Name Change..... | 0 | 9 | 8 | 0 | 8 | 1 |
| Safe Deposits..... | 0 | 24 | 24 | 0 | 24 | 0 |
| Escheats..... | 0 | 2 | 2 | 0 | 2 | 0 |
| Delayed Births..... | NR | NR | NR | 0 | NR | NR |
| Total..... | 35 | 189 | 93 | 33 | 101 | 35 |

NR - Not Reported
* - Six Months Report

ANNUAL REPORT
Probate Courts
Probate and Mental Division

| County | Cases Pending Beginning of Year | Cases Filed | Hearings Held | Committed/Recommitted | Cases/Matters Disposed of | Cases Pending End of Year |
|------------------------|---------------------------------|-------------|---------------|-----------------------|---------------------------|---------------------------|
| GRATIOT | | | | | | |
| Mental Illness..... | 0 | 12 | 10 | 3 | 0 | 0 |
| Mentally Handicapped.. | 0 | 0 | 0 | 0 | 0 | 0 |
| Marriages: | | | | | | |
| Waiver..... | 0 | 9 | 0 | 0 | 9 | 0 |
| Licenses..... | 0 | 7 | 0 | 0 | 7 | 0 |
| Ceremonies..... | 0 | 3 | 0 | 0 | 3 | 0 |
| Adoptions..... | 10 | 41 | NR | 0 | 32 | 19 |
| Condemnation..... | 0 | 1 | 0 | 0 | 0 | 1 |
| Paternity..... | 0 | 45 | 0 | 0 | 45 | 0 |
| Name Change..... | 0 | 4 | 3 | 0 | 3 | 1 |
| Safe Deposits..... | 0 | 8 | 0 | 0 | 8 | 0 |
| Escheats..... | 1 | 1 | 4 | 0 | 2 | 0 |
| Delayed Births..... | 0 | 0 | 0 | 0 | 0 | 0 |
| Total..... | 11 | 131 | 17 | 3 | 109 | 21 |
| HILLSDALE* | | | | | | |
| Mental Illness..... | 6 | 12 | 9 | 0 | 0 | 0 |
| Mentally Handicapped.. | 0 | 0 | 0 | 0 | 0 | 0 |
| Marriages: | | | | | | |
| Waiver..... | 0 | 7 | 0 | 0 | 7 | 0 |
| Licenses..... | 0 | 5 | 0 | 0 | 5 | 0 |
| Ceremonies..... | 0 | NR | 0 | 0 | NR | NR |
| Adoptions..... | NR | 22 | NR | 0 | 17 | NR |
| Condemnation..... | 2 | NR | NR | 0 | NR | NR |
| Paternity..... | 0 | 15 | NR | 0 | NR | 2 |
| Name Change..... | NR | 2 | 2 | 0 | 2 | 0 |
| Safe Deposits..... | NR | 38 | NR | 0 | NR | NR |
| Escheats..... | 0 | NR | NR | 0 | NR | NR |
| Delayed Births..... | 0 | NR | NR | 0 | NR | NR |
| Total..... | 8 | 101 | 11 | 0 | 31 | 2 |
| HOUGHTON | | | | | | |
| Mental Illness..... | 0 | 7 | 16 | 7 | 0 | 0 |
| Mentally Handicapped.. | 0 | 0 | 0 | 0 | 0 | 0 |
| Marriages: | | | | | | |
| Waiver..... | 0 | 16 | 0 | 0 | 16 | 0 |
| Licenses..... | 0 | 6 | 0 | 0 | 6 | 0 |
| Ceremonies..... | 0 | 8 | 0 | 0 | 8 | 0 |
| Adoptions..... | 8 | 20 | NR | 0 | 11 | 17 |
| Condemnation..... | 0 | 0 | 0 | 0 | 0 | 0 |
| Paternity..... | 0 | 16 | 0 | 0 | 16 | 0 |
| Name Change..... | 0 | 8 | 8 | 0 | 8 | 0 |
| Safe Deposits..... | 0 | 16 | 0 | 0 | 16 | 0 |
| Escheats..... | 0 | 0 | 0 | 0 | 0 | 0 |
| Delayed Births..... | 0 | 0 | 0 | 0 | 0 | 0 |
| Total..... | 8 | 97 | 24 | 7 | 81 | 17 |
| HURON | | | | | | |
| Mental Illness..... | 1 | 33 | 30 | 31 | 0 | 1 |
| Mentally Handicapped.. | 0 | 0 | 0 | 0 | 0 | 0 |
| Marriages: | | | | | | |
| Waiver..... | 0 | 25 | 0 | 0 | 25 | 0 |
| Licenses..... | 0 | 1 | 0 | 0 | 1 | 0 |
| Ceremonies..... | 0 | 7 | 0 | 0 | 7 | 0 |
| Adoptions..... | 15 | 24 | NR | 0 | 22 | 17 |
| Condemnation..... | 0 | 0 | 0 | 0 | 0 | 0 |
| Paternity..... | 0 | 28 | 28 | 0 | 28 | 0 |
| Name Change..... | 0 | 5 | 5 | 0 | 5 | 0 |
| Safe Deposits..... | 0 | 15 | 15 | 0 | 15 | 0 |
| Escheats..... | 0 | 1 | 0 | 0 | 0 | 1 |
| Delayed Births..... | 0 | 0 | 0 | 0 | 0 | 0 |
| Total..... | 16 | 139 | 78 | 31 | 103 | 19 |

NR - Not Reported
* - Six Months Report

ANNUAL REPORT
Probate Courts
Probate and Mental Division

| County | Cases Pending Beginning of Year | Cases Filed | Hearings Held | Committed/Recommitted | Cases/Matters Disposed of | Cases Pending End of Year |
|------------------------|---------------------------------|--------------|---------------|-----------------------|---------------------------|---------------------------|
| INGRAM | | | | | | |
| Mental Illness..... | 592 | 225 | 343 | 178 | 0 | 817 |
| Mentally Handicapped.. | 0 | 0 | 0 | 0 | 0 | 0 |
| Marriages: | | | | | | |
| Waiver..... | 0 | 196 | 0 | 0 | 196 | 0 |
| Licenses..... | 0 | 16 | 0 | 0 | 16 | 10 |
| Ceremonies..... | 0 | 15 | 0 | 0 | 15 | 8 |
| Adoptions..... | 240 | 260 | NR | 0 | 176 | 384 |
| Condemnation..... | 0 | 0 | 0 | 0 | 0 | 0 |
| Paternity..... | 0 | 488 | NR | 0 | NR | NR |
| Name Change..... | NR | 123 | 123 | 0 | 123 | NR |
| Safe Deposits..... | NR | 5 | NR | 0 | NR | NR |
| Escheats..... | 0 | 17 | 17 | 0 | 17 | NR |
| Delayed Births..... | 0 | 0 | 0 | 0 | 0 | 0 |
| Total..... | 832 | 1,345 | 483 | 178 | 543 | 1,219 |
| IONIA | | | | | | |
| Mental Illness..... | 0 | 20 | 16 | 16 | 0 | 0 |
| Mentally Handicapped.. | 0 | 0 | 0 | 0 | 0 | 0 |
| Marriages: | | | | | | |
| Waiver..... | 0 | 5 | 0 | 0 | 5 | 0 |
| Licenses..... | 0 | 9 | 0 | 0 | 9 | 0 |
| Ceremonies..... | 0 | 3 | 0 | 0 | 3 | 0 |
| Adoptions..... | NR | NR | NR | 0 | NR | NR |
| Condemnation..... | 0 | 0 | 0 | 0 | 0 | 0 |
| Paternity..... | 0 | 53 | 0 | 0 | 33 | 0 |
| Name Change..... | 0 | 5 | 5 | 0 | 4 | 0 |
| Safe Deposits..... | 0 | 0 | 0 | 0 | 0 | 0 |
| Escheats..... | 0 | 0 | 0 | 0 | 0 | 0 |
| Delayed Births..... | 0 | 0 | 0 | 0 | 0 | 0 |
| Total..... | 0 | 95 | 21 | 16 | 54 | 0 |
| IOSCO | | | | | | |
| Mental Illness..... | 0 | 13 | 12 | 10 | 0 | 0 |
| Mentally Handicapped.. | 0 | 0 | 0 | 0 | 0 | 0 |
| Marriages: | | | | | | |
| Waiver..... | 0 | 33 | 0 | 0 | 33 | 0 |
| Licenses..... | 0 | 5 | 0 | 0 | 5 | 0 |
| Ceremonies..... | 0 | 33 | 0 | 0 | 33 | 0 |
| Adoptions*..... | 0 | 5 | NR | 0 | 5 | 14 |
| Condemnation..... | 0 | 0 | 0 | 0 | 0 | 0 |
| Paternity..... | 0 | 27 | 0 | 0 | 27 | 0 |
| Name Change..... | 1 | 6 | 7 | 0 | 7 | 0 |
| Safe Deposits..... | 0 | 0 | 0 | 0 | 0 | 0 |
| Escheats..... | 0 | 0 | 0 | 0 | 0 | 0 |
| Delayed Births..... | 0 | 0 | 0 | 0 | 0 | 0 |
| Total..... | 1 | 122 | 19 | 10 | 110 | 14 |
| IRON | | | | | | |
| Mental Illness..... | 0 | 15 | 18 | 16 | 0 | 0 |
| Mentally Handicapped.. | 0 | 0 | 0 | 0 | 0 | 0 |
| Marriages: | | | | | | |
| Waiver..... | 0 | 15 | 0 | 0 | 15 | 0 |
| Licenses..... | 0 | 0 | 0 | 0 | 0 | 0 |
| Ceremonies..... | 0 | 4 | 0 | 0 | 4 | 0 |
| Adoptions*..... | 7 | 2 | NR | 0 | 0 | 9 |
| Condemnation..... | 0 | 0 | 0 | 0 | 0 | 0 |
| Paternity..... | 0 | 10 | 0 | 0 | 10 | 0 |
| Name Change..... | 0 | 2 | 2 | 0 | 2 | 0 |
| Safe Deposits..... | 0 | 9 | 0 | 0 | 9 | 0 |
| Escheats..... | 0 | 0 | 0 | 0 | 0 | 0 |
| Delayed Births..... | 0 | 0 | 0 | 0 | 0 | 0 |
| Total..... | 7 | 57 | 20 | 16 | 40 | 9 |

NR - Not Reported
* - Six Months Report

ANNUAL REPORT
Probate Courts
Probate and Mental Division

| County | Cases Pending Beginning of Year | Cases Filed | Hearings Held | Committed/Recommitted | Cases/Matters Disposed of | Cases Pending End of Year |
|------------------------|---------------------------------|-------------|---------------|-----------------------|---------------------------|---------------------------|
| ISABELLA* | | | | | | |
| Mental Illness..... | 9 | 6 | 4 | NR | 0 | NR |
| Mentally Handicapped.. | 17 | 8 | 15 | NR | 0 | NR |
| Marriages: | | | | | | |
| Waiver..... | 0 | 16 | 0 | 0 | 16 | 16 |
| Licenses..... | 0 | 2 | 0 | 0 | 2 | 2 |
| Ceremonies..... | 0 | 10 | 0 | 0 | 10 | 10 |
| Adoptions..... | NR | 15 | NR | 0 | 11 | NR |
| Condemnation..... | NR | NR | NR | 0 | NR | NR |
| Paternity..... | 0 | 34 | 34 | 0 | 34 | 0 |
| Name Change..... | NR | 5 | 5 | 0 | 5 | 0 |
| Safe Deposits..... | NR | 2 | 2 | 0 | 2 | 0 |
| Escheats..... | NR | NR | NR | 0 | NR | NR |
| Delayed Births..... | NR | NR | NR | 0 | NR | NR |
| Total..... | 26 | 98 | 60 | NR | 81 | 28 |
| JACKSON | | | | | | |
| Mental Illness..... | 0 | 97 | 97 | 79 | 0 | 0 |
| Mentally Handicapped.. | 0 | 1 | 1 | 0 | 0 | 0 |
| Marriages: | | | | | | |
| Waiver..... | 0 | 129 | 0 | 0 | 129 | 0 |
| Licenses..... | 0 | 7 | 0 | 0 | 7 | 0 |
| Ceremonies..... | 0 | 1 | 0 | 0 | 1 | 0 |
| Adoptions..... | NR | NR | NR | 0 | NR | NR |
| Condemnation..... | 0 | 1 | 1 | 0 | 0 | 1 |
| Paternity..... | 0 | 114 | 0 | 0 | 114 | 0 |
| Name Change..... | 0 | 22 | 22 | 0 | 22 | 0 |
| Safe Deposits..... | NR | NR | NR | 0 | NR | NR |
| Escheats..... | 0 | 8 | 8 | 0 | 3 | 0 |
| Delayed Births..... | 0 | 0 | 0 | 0 | 0 | 0 |
| Total..... | 0 | 380 | 129 | 79 | 276 | 1 |
| KALAMAZOO | | | | | | |
| Mental Illness..... | 0 | 256 | 679 | 256 | 0 | 0 |
| Mentally Handicapped.. | 356 | 38 | 48 | NR | 0 | 206 |
| Marriages: | | | | | | |
| Waiver..... | 0 | 95 | 0 | 0 | 95 | 0 |
| Licenses..... | 0 | 3 | 0 | 0 | 3 | 0 |
| Ceremonies..... | 0 | 1 | 0 | 0 | 0 | 0 |
| Adoptions..... | NR | NR | NR | 0 | NR | NR |
| Condemnation..... | 0 | 0 | 0 | 0 | 0 | 0 |
| Paternity..... | 0 | 320 | 1 | 0 | NR | NR |
| Name Change..... | 1 | 61 | 71 | 0 | 58 | 4 |
| Safe Deposits..... | NR | 14 | NR | 0 | NR | NR |
| Escheats..... | NR | 9 | 13 | 0 | 6 | 3 |
| Delayed Births..... | NR | NR | NR | 0 | NR | NR |
| Total..... | 357 | 797 | 812 | 256 | 162 | 213 |
| KALKASKA | | | | | | |
| Mental Illness..... | NR | 12 | 5 | 4 | 0 | 1 |
| Mentally Handicapped.. | 0 | 0 | 0 | 0 | 0 | 0 |
| Marriages: | | | | | | |
| Waiver..... | 0 | 10 | 0 | 0 | 10 | 0 |
| Licenses..... | 0 | 1 | 0 | 0 | 1 | 0 |
| Ceremonies..... | 0 | 19 | 0 | 0 | 19 | 0 |
| Adoptions..... | NR | NR | NR | 0 | NR | NR |
| Condemnation..... | NR | 1 | 5 | 0 | 0 | 1 |
| Paternity..... | 0 | 16 | 0 | 0 | 5 | 0 |
| Name Change..... | 0 | 6 | 4 | 0 | 4 | 2 |
| Safe Deposits..... | 0 | 3 | 0 | 0 | 2 | 0 |
| Escheats..... | 0 | 0 | 0 | 0 | 0 | 0 |
| Delayed Births..... | 0 | 0 | 0 | 0 | 0 | 0 |
| Total..... | 0 | 68 | 14 | 4 | 41 | 4 |

NR - Not Reported
* - Six Months Report

ANNUAL REPORT
Probate Courts
Probate and Mental Division

| County | Cases Pending Beginning of Year | Cases Filed | Hearings Held | Committed/Recommitted | Cases/Matters Disposed of | Cases Pending End of Year |
|------------------------|---------------------------------|--------------|---------------|-----------------------|---------------------------|---------------------------|
| KENT | | | | | | |
| Mental Illness..... | 6 | 605 | 604 | 480 | 0 | 12 |
| Mentally Handicapped.. | 0 | 31 | 30 | 30 | 0 | 1 |
| Marriages: | | | | | | |
| Waiver..... | 0 | 444 | 0 | 0 | 444 | 0 |
| Licenses..... | 0 | 36 | 0 | 0 | 31 | 2 |
| Ceremonies..... | 0 | 0 | 0 | 0 | 0 | 0 |
| Adoptions..... | 305 | 429 | NR | 0 | 368 | 367 |
| Condemnation..... | 0 | 2 | 1 | 0 | 2 | 0 |
| Paternity..... | 0 | 781 | NR | 0 | 314 | NR |
| Name Change..... | 0 | 159 | 159 | 0 | 101 | 0 |
| Safe Deposits..... | 0 | 21 | NR | 0 | 21 | 0 |
| Escheats..... | 0 | 11 | 11 | 0 | 11 | 0 |
| Delayed Births..... | 0 | 0 | 0 | 0 | 0 | 0 |
| Total..... | 311 | 2,519 | 805 | 510 | 1,292 | 382 |
| KEWEENAW | | | | | | |
| Mental Illness..... | NR | NR | NR | 3 | 0 | NR |
| Mentally Handicapped.. | NR | NR | NR | NR | 0 | NR |
| Marriages: | | | | | | |
| Waiver..... | 0 | NR | 0 | 0 | NR | NR |
| Licenses..... | 0 | NR | 0 | 0 | NR | NR |
| Ceremonies..... | 0 | NR | 0 | 0 | NR | NR |
| Adoptions..... | NR | NR | NR | 0 | 2 | NR |
| Condemnation..... | NR | NR | NR | 0 | NR | NR |
| Paternity..... | NR | NR | NR | 0 | NR | NR |
| Name Change..... | NR | NR | NR | 0 | NR | NR |
| Safe Deposits..... | NR | NR | NR | 0 | NR | NR |
| Escheats..... | NR | NR | NR | 0 | NR | NR |
| Delayed Births..... | NR | NR | NR | 0 | NR | NR |
| Total..... | NR | NR | NR | 3 | 2 | NR |
| LAKE | | | | | | |
| Mental Illness..... | NR | 6 | 3 | 0 | 0 | 1 |
| Mentally Handicapped.. | NR | NR | NR | NR | 0 | NR |
| Marriages: | | | | | | |
| Waiver..... | 0 | 10 | 0 | 0 | 10 | 0 |
| Licenses..... | 0 | 0 | 0 | 0 | 0 | 0 |
| Ceremonies..... | 0 | 1 | 0 | 0 | 1 | 0 |
| Adoptions..... | NR | NR | NR | 0 | NR | NR |
| Condemnation..... | NR | 1 | 1 | 0 | NR | 1 |
| Paternity..... | 0 | 1 | NR | 0 | NR | 0 |
| Name Change..... | NR | 1 | 1 | 0 | 1 | 0 |
| Safe Deposits..... | NR | 4 | 4 | 0 | 2 | 0 |
| Escheats..... | NR | NR | NR | 0 | NR | NR |
| Delayed Births..... | NR | NR | NR | 0 | NR | NR |
| Total..... | NR | 24 | 9 | 0 | 14 | 2 |
| LAPEER | | | | | | |
| Mental Illness..... | 0 | 44 | 49 | 39 | 0 | 0 |
| Mentally Handicapped.. | 0 | 27 | 27 | 0 | 0 | 0 |
| Marriages: | | | | | | |
| Waiver..... | 0 | 42 | 0 | 0 | 42 | 0 |
| Licenses..... | 0 | 12 | 0 | 0 | 12 | 0 |
| Ceremonies..... | 0 | 0 | 0 | 0 | 0 | 0 |
| Adoptions..... | 56 | 81 | NR | 0 | 51 | 55 |
| Condemnation..... | 0 | 2 | 2 | 0 | 2 | 0 |
| Paternity..... | 0 | 66 | 66 | 0 | 66 | 0 |
| Name Change..... | 0 | 2 | 2 | 0 | 2 | 0 |
| Safe Deposits..... | 0 | 3 | 3 | 0 | 3 | 0 |
| Escheats..... | 0 | 0 | 0 | 0 | 0 | 0 |
| Delayed Births..... | 0 | 0 | 0 | 0 | 0 | 0 |
| Total..... | 56 | 279 | 149 | 39 | 178 | 55 |

NR - Not Reported
* - Six Months Report

ANNUAL REPORT
Probate Courts
Probate and Mental Division.

| County | Cases Pending Beginning of Year | Cases Filed | Hearings Held | Committed/Recommitted | Cases/Matters Disposed of | Cases Pending End of Year |
|------------------------|---------------------------------|-------------|---------------|-----------------------|---------------------------|---------------------------|
| LEELANAU | | | | | | |
| Mental Illness..... | 0 | 8 | 5 | 4 | 0 | 2 |
| Mentally Handicapped.. | 0 | 0 | 0 | 0 | 0 | 0 |
| Marriages: | | | | | | |
| Waiver..... | 0 | 5 | 0 | 0 | 5 | 0 |
| Licenses..... | 0 | 2 | 0 | 0 | 2 | 0 |
| Ceremonies..... | 0 | 1 | 0 | 0 | 1 | 0 |
| Adoptions..... | 4 | 8 | NR | 0 | 8 | 3 |
| Condemnation..... | 0 | 0 | 0 | 0 | 0 | 0 |
| Paternity..... | 0 | 5 | 0 | 0 | 5 | 0 |
| Name Change..... | 0 | 3 | 3 | 0 | 3 | 0 |
| Safe Deposits..... | 0 | 9 | 0 | 0 | 9 | 0 |
| Escheats..... | 0 | 0 | 0 | 0 | 0 | 0 |
| Delayed Births..... | 0 | 1 | 0 | 0 | 1 | 0 |
| Total..... | 4 | 42 | 8 | 4 | 34 | 5 |
| LENAWEE | | | | | | |
| Mental Illness..... | 0 | 50 | 57 | 94 | 0 | NR |
| Mentally Handicapped.. | 79 | 23 | 23 | 23 | 0 | 93 |
| Marriages: | | | | | | |
| Waiver..... | 0 | NR | 0 | 0 | 26 | NR |
| Licenses..... | 0 | NR | 0 | 0 | 5 | NR |
| Ceremonies..... | 0 | NR | 0 | 0 | 1 | NR |
| Adoptions..... | 57 | 77 | NR | 0 | 63 | 71 |
| Condemnation..... | 0 | 0 | 0 | 0 | 0 | 0 |
| Paternity..... | 0 | 56 | 0 | 0 | 17 | NR |
| Name Change..... | 0 | 9 | 9 | 0 | 8 | 1 |
| Safe Deposits..... | 0 | 16 | 0 | 0 | 15 | 0 |
| Escheats..... | 0 | 2 | 2 | 0 | 0 | 2 |
| Delayed Births..... | 0 | NR | NR | 0 | NR | NR |
| Total..... | 136 | 233 | 91 | 117 | 135 | 167 |
| LIVINGSTON | | | | | | |
| Mental Illness..... | 6 | 49 | 44 | 35 | 0 | 5 |
| Mentally Handicapped.. | 32 | 3 | 5 | 3 | 0 | 35 |
| Marriages: | | | | | | |
| Waiver..... | 0 | 40 | 0 | 0 | 40 | 0 |
| Licenses..... | 0 | 1 | 0 | 0 | 1 | 0 |
| Ceremonies..... | 0 | 1 | 0 | 0 | 1 | 0 |
| Adoptions..... | 30 | 42 | NR | 0 | 40 | 15 |
| Condemnation..... | 1 | 1 | 12 | 0 | 1 | 1 |
| Paternity..... | 0 | 63 | 63 | 0 | 63 | 0 |
| Name Change..... | 2 | 28 | 38 | 0 | 28 | 2 |
| Safe Deposits..... | 0 | 2 | 2 | 0 | 2 | 0 |
| Escheats..... | 1 | 3 | 9 | 0 | 4 | 0 |
| Delayed Births..... | 0 | 0 | 0 | 0 | 0 | 0 |
| Total..... | 72 | 233 | 173 | 38 | 180 | 58 |
| LUCE | | | | | | |
| Mental Illness..... | 0 | 6 | 6 | 6 | 0 | 0 |
| Mentally Handicapped.. | 0 | 0 | 0 | 0 | 0 | 0 |
| Marriages: | | | | | | |
| Waiver..... | 0 | 7 | 0 | 0 | 7 | 0 |
| Licenses..... | 0 | 3 | 0 | 0 | 3 | 0 |
| Ceremonies..... | 0 | 0 | 0 | 0 | 0 | 0 |
| Adoptions..... | 8 | 4 | NR | 0 | 11 | 1 |
| Condemnation..... | 0 | 0 | 0 | 0 | 0 | 0 |
| Paternity..... | 0 | 15 | 0 | 0 | 0 | 0 |
| Name Change..... | 0 | 0 | 0 | 0 | 0 | 0 |
| Safe Deposits..... | 0 | 11 | 6 | 0 | 6 | 0 |
| Escheats..... | 0 | 0 | 0 | 0 | 0 | 0 |
| Delayed Births..... | 0 | 0 | 0 | 0 | 0 | 0 |
| Total..... | 8 | 46 | 12 | 6 | 27 | 1 |

NR - Not Reported
* - Six Months Report

ANNUAL REPORT
Probate Courts
Probate and Mental Division.

| County | Cases Pending Beginning of Year | Cases Filed | Hearings Held | Committed/Recommitted | Cases/Matters Disposed of | Cases Pending End of Year |
|------------------------|---------------------------------|--------------|---------------|-----------------------|---------------------------|---------------------------|
| MACKINAC | | | | | | |
| Mental Illness..... | 0 | 15 | 14 | 14 | 0 | 0 |
| Mentally Handicapped.. | 0 | 0 | 0 | 0 | 0 | 0 |
| Marriages: | | | | | | |
| Waiver..... | 0 | 10 | 0 | 0 | 10 | 0 |
| Licenses..... | 0 | 3 | 0 | 0 | 3 | 0 |
| Ceremonies..... | 0 | 0 | 0 | 0 | 0 | 0 |
| Adoptions..... | 5 | 10 | NR | 0 | 7 | 11 |
| Condemnation..... | 0 | 0 | 0 | 0 | 0 | 0 |
| Paternity..... | 0 | 24 | 12 | 0 | 21 | 0 |
| Name Change..... | 0 | 6 | 8 | 0 | 6 | 0 |
| Safe Deposits..... | 0 | 19 | 19 | 0 | 19 | 0 |
| Escheats..... | 0 | 4 | 4 | 0 | 4 | 0 |
| Delayed Births..... | 0 | 0 | 0 | 0 | 0 | 0 |
| Total..... | 5 | 91 | 57 | 14 | 70 | 11 |
| MACOMB | | | | | | |
| Mental Illness..... | 1 | 494 | 520 | 431 | 0 | 16 |
| Mentally Handicapped.. | 0 | 57 | 56 | 56 | 0 | 1 |
| Marriages: | | | | | | |
| Waiver..... | 0 | 223 | 0 | 0 | 223 | 0 |
| Licenses..... | 0 | 27 | 0 | 0 | 27 | 0 |
| Ceremonies..... | 0 | 26 | 0 | 0 | 26 | 0 |
| Adoptions*..... | 250 | 180 | NR | 0 | 160 | 265 |
| Condemnation..... | 0 | 2 | 6 | 0 | 0 | 4 |
| Paternity..... | 0 | 289 | 0 | 0 | 289 | 0 |
| Name Change..... | 0 | 143 | 143 | 0 | 143 | 0 |
| Safe Deposits..... | 0 | 610 | 610 | 0 | 610 | 0 |
| Escheats..... | 0 | 4 | 4 | 0 | 0 | 4 |
| Delayed Births..... | 0 | 0 | 0 | 0 | 0 | 0 |
| Total..... | 251 | 2,055 | 1,339 | 487 | 1,478 | 290 |
| MANISTEE | | | | | | |
| Mental Illness..... | NR | 11 | 9 | 11 | 0 | NR |
| Mentally Handicapped.. | NR | 26 | 10 | NR | 0 | NR |
| Marriages: | | | | | | |
| Waiver..... | 0 | 14 | 0 | 0 | 14 | 0 |
| Licenses..... | 0 | 0 | 0 | 0 | 0 | 0 |
| Ceremonies..... | 0 | 2 | 0 | 0 | 2 | 0 |
| Adoptions..... | 3 | 22 | NR | 0 | 6 | 19 |
| Condemnation..... | NR | 1 | 1 | 0 | 1 | 0 |
| Paternity..... | 0 | 16 | 0 | 0 | 16 | 0 |
| Name Change..... | NR | 6 | 6 | 0 | 6 | 0 |
| Safe Deposits..... | NR | 33 | NR | 0 | 25 | 0 |
| Escheats..... | 0 | 0 | 0 | 0 | 0 | 0 |
| Delayed Births..... | NR | 1 | 1 | 0 | 1 | 0 |
| Total..... | 3 | 132 | 27 | 11 | 71 | 19 |
| MARQUETTE | | | | | | |
| Mental Illness..... | 0 | 49 | 49 | 37 | 0 | 0 |
| Mentally Handicapped.. | 0 | 5 | 5 | 2 | 0 | 0 |
| Marriages: | | | | | | |
| Waiver..... | 0 | 78 | 0 | 0 | 78 | 0 |
| Licenses..... | 0 | 8 | 0 | 0 | 8 | 0 |
| Ceremonies..... | 0 | 6 | 0 | 0 | 6 | 0 |
| Adoptions..... | 43 | 90 | NR | 0 | 64 | 32 |
| Condemnation..... | 0 | 0 | 0 | 0 | 0 | 0 |
| Paternity..... | 0 | 41 | 23 | 0 | 41 | 0 |
| Name Change..... | NR | 31 | 31 | 0 | 31 | 0 |
| Safe Deposits..... | NR | 99 | 0 | 0 | 99 | 0 |
| Escheats..... | NR | 4 | 6 | 0 | 4 | 0 |
| Delayed Births..... | 0 | 0 | 0 | 0 | 0 | 0 |
| Total..... | 43 | 411 | 114 | 39 | 331 | 32 |

NR - Not Reported
* - Six Months Report

ANNUAL REPORT
Probate Courts
Probate and Mental Division.

| County | Cases Pending Beginning of Year | Cases Filed | Hearings Held | Committed/Recommitted | Cases/Matters Disposed of | Cases Pending End of Year |
|------------------------|---------------------------------|-------------|---------------|-----------------------|---------------------------|---------------------------|
| MASON | | | | | | |
| Mental Illness..... | 0 | 22 | 22 | 22 | 0 | 0 |
| Mentally Handicapped.. | 0 | 0 | 0 | 0 | 0 | 0 |
| Marriages: | | | | | | |
| Waiver..... | 0 | 11 | 0 | 0 | 11 | NR |
| Licenses..... | 0 | 2 | 0 | 0 | 2 | NR |
| Ceremonies..... | 0 | 10 | 0 | 0 | 10 | NR |
| Adoptions..... | 1 | 39 | NR | 0 | 24 | 10 |
| Condemnation..... | 0 | 0 | 0 | 0 | 0 | 0 |
| Paternity..... | 0 | 12 | 0 | 0 | 0 | 0 |
| Name Change..... | 0 | 3 | 0 | 0 | 3 | 0 |
| Safe Deposits..... | 0 | 26 | 0 | 0 | 26 | 0 |
| Escheats..... | 0 | 0 | 0 | 0 | 0 | 0 |
| Delayed Births..... | 0 | 0 | 0 | 0 | 0 | 0 |
| Total..... | 1 | 125 | 22 | 22 | 76 | 10 |
| MECOSTA | | | | | | |
| Mental Illness..... | 0 | 23 | 21 | 21 | 0 | 0 |
| Mentally Handicapped.. | 0 | 0 | 0 | 0 | 0 | 0 |
| Marriages: | | | | | | |
| Waiver..... | 0 | 12 | 0 | 0 | 12 | 0 |
| Licenses..... | 0 | 4 | 0 | 0 | 3 | 0 |
| Ceremonies..... | 0 | 0 | 0 | 0 | 0 | 0 |
| Adoptions..... | 22 | 22 | NR | 0 | 21 | 23 |
| Condemnation..... | 0 | 0 | 0 | 0 | 0 | 0 |
| Paternity..... | 0 | 25 | 25 | 0 | 25 | 0 |
| Name Change..... | 0 | 8 | 8 | 0 | 8 | 0 |
| Safe Deposits..... | 0 | 34 | 34 | 0 | 34 | 0 |
| Escheats..... | 0 | 0 | 0 | 0 | 0 | 0 |
| Delayed Births..... | 0 | 0 | 0 | 0 | 0 | 0 |
| Total..... | 22 | 128 | 88 | 21 | 103 | 23 |
| MENOMINEE | | | | | | |
| Mental Illness..... | 0 | 7 | 10 | 5 | 0 | 2 |
| Mentally Handicapped.. | 0 | 0 | 0 | 0 | 0 | 0 |
| Marriages: | | | | | | |
| Waiver..... | 0 | 2 | 0 | 0 | 2 | 0 |
| Licenses..... | 0 | 5 | 0 | 0 | 5 | 0 |
| Ceremonies..... | 0 | 1 | 0 | 0 | 1 | 0 |
| Adoptions..... | 10 | 16 | NR | 0 | 15 | 16 |
| Condemnation..... | 0 | 0 | 0 | 0 | 0 | 0 |
| Paternity..... | 0 | 2 | 2 | 0 | 2 | 0 |
| Name Change..... | 0 | 12 | 12 | 0 | 12 | 0 |
| Safe Deposits..... | 0 | 8 | 8 | 0 | 8 | 0 |
| Escheats..... | 0 | 0 | 0 | 0 | 0 | 0 |
| Delayed Births..... | 0 | 0 | 0 | 0 | 0 | 0 |
| Total..... | 10 | 53 | 32 | 5 | 45 | 18 |
| MIDLAND | | | | | | |
| Mental Illness..... | 9 | 42 | 42 | 40 | 0 | 2 |
| Mentally Handicapped.. | 0 | 30 | 24 | 0 | 0 | 5 |
| Marriages: | | | | | | |
| Waiver..... | 0 | 11 | 0 | 0 | 11 | 0 |
| Licenses..... | 0 | 10 | 0 | 0 | 7 | 0 |
| Ceremonies..... | 0 | 0 | 0 | 0 | 0 | 0 |
| Adoptions..... | 51 | 65 | NR | 0 | 65 | 25 |
| Condemnation..... | 0 | 3 | 3 | 0 | 1 | 1 |
| Paternity..... | 0 | 20 | 0 | 0 | 20 | 0 |
| Name Change..... | 0 | 7 | 6 | 0 | 6 | 1 |
| Safe Deposits..... | 0 | 9 | 0 | 0 | 9 | 0 |
| Escheats..... | 0 | 0 | 0 | 0 | 0 | 0 |
| Delayed Births..... | 0 | 0 | 0 | 0 | 0 | 0 |
| Total..... | 60 | 197 | 75 | 40 | 119 | 34 |

NR - Not Reported
* - Six Months Report

ANNUAL REPORT
Probate Courts
Probate and Mental Division

| County | Cases Pending Beginning of Year | Cases Filed | Hearings Held | Committed/Recommitted | Cases/Matters Disposed of | Cases Pending End of Year |
|------------------------|---------------------------------|-------------|---------------|-----------------------|---------------------------|---------------------------|
| MISSAUKEE | | | | | | |
| Mental Illness..... | 0 | 4 | 6 | 2 | 0 | 2 |
| Mentally Handicapped.. | 0 | 0 | 0 | 0 | 0 | 0 |
| Marriages: | | | | | | |
| Waiver..... | 0 | 0 | 0 | 0 | 0 | 0 |
| Licenses..... | 0 | 4 | 0 | 0 | 3 | 1 |
| Ceremonies..... | 0 | 3 | 0 | 0 | 3 | 0 |
| Adoptions..... | 6 | 16 | NR | 0 | 10 | 12 |
| Condemnation..... | 0 | 0 | 0 | 0 | 0 | 0 |
| Paternity..... | 0 | 5 | 0 | 0 | 5 | 0 |
| Name Change..... | 0 | 3 | 3 | 0 | 3 | 0 |
| Safe Deposits..... | 0 | 0 | 0 | 0 | 0 | 0 |
| Escheats..... | 0 | 1 | 2 | 0 | 1 | 0 |
| Delayed Births..... | 0 | 0 | 0 | 0 | 0 | 0 |
| Total..... | 6 | 36 | 11 | 2 | 25 | 15 |
| MONROE | | | | | | |
| Mental Illness..... | 0 | 56 | 59 | 48 | 0 | NR |
| Mentally Handicapped.. | 0 | 0 | 0 | 0 | 0 | NR |
| Marriages: | | | | | | |
| Waiver..... | 0 | 130 | 0 | 0 | 20 | 38 |
| Licenses..... | 0 | 90 | 0 | 0 | 6 | 48 |
| Ceremonies..... | 0 | 0 | 0 | 0 | 0 | 0 |
| Adoptions..... | 75 | 68 | NR | 0 | 63 | 80 |
| Condemnation..... | 1 | 0 | 0 | 0 | 0 | 1 |
| Paternity..... | 0 | 102 | NR | 0 | 102 | 0 |
| Name Change..... | 0 | 15 | 15 | 0 | 15 | 0 |
| Safe Deposits..... | 0 | 2 | 2 | 0 | 2 | 0 |
| Escheats..... | 0 | 0 | 0 | 0 | 0 | 0 |
| Delayed Births..... | 0 | 0 | 0 | 0 | 0 | 0 |
| Total..... | 76 | 463 | 76 | 48 | 208 | 167 |
| MONTCALM | | | | | | |
| Mental Illness..... | 4 | 10 | 10 | 2 | 0 | 4 |
| Mentally Handicapped.. | 39 | 7 | 9 | 2 | 0 | 23 |
| Marriages: | | | | | | |
| Waiver..... | 0 | 21 | 0 | 0 | 19 | 2 |
| Licenses..... | 0 | 10 | 0 | 0 | 9 | 1 |
| Ceremonies..... | 0 | 1 | 0 | 0 | 1 | 0 |
| Adoptions..... | 32 | 38 | NR | 0 | 41 | 29 |
| Condemnation..... | 0 | 1 | 1 | 0 | 0 | 1 |
| Paternity..... | 0 | 22 | 0 | 0 | 22 | 0 |
| Name Change..... | 0 | 5 | 5 | 0 | 3 | 0 |
| Safe Deposits..... | 0 | 6 | 0 | 0 | 6 | 0 |
| Escheats..... | 0 | 0 | 0 | 0 | 0 | 0 |
| Delayed Births..... | NR | NR | NR | 0 | NR | NR |
| Total..... | 75 | 121 | 25 | 4 | 101 | 60 |
| MONTMORENCY | | | | | | |
| Mental Illness..... | 0 | 3 | 0 | 0 | 0 | 0 |
| Mentally Handicapped.. | 0 | 0 | 0 | 0 | 0 | 0 |
| Marriages: | | | | | | |
| Waiver..... | 0 | 6 | 0 | 0 | 6 | 0 |
| Licenses..... | 0 | 1 | 0 | 0 | 1 | 0 |
| Ceremonies..... | 0 | 16 | 0 | 0 | 16 | 0 |
| Adoptions..... | 0 | 3 | NR | 0 | 3 | 2 |
| Condemnation..... | 1 | 1 | 6 | 0 | 1 | 1 |
| Paternity..... | 0 | 8 | 0 | 0 | 0 | 0 |
| Name Change..... | 0 | 2 | 1 | 0 | 1 | 0 |
| Safe Deposits..... | 0 | 4 | 0 | 0 | 0 | 0 |
| Escheats..... | 0 | 0 | 0 | 0 | 0 | 0 |
| Delayed Births..... | 0 | 1 | 1 | 0 | 1 | 0 |
| Total..... | 1 | 45 | 8 | 0 | 29 | 3 |

NR - Not Reported
* - Six Months Report

DISTRICT COURT
 LEGISLATIVE REPORT
 FINANCIAL INFORMATION
 JUDGE ASSIGNMENTS
 DEPARTMENT OF CLAIMS

ANNUAL REPORT
Probate Courts
Probate and Mental Division

| County | Cases Pending Beginning of Year | Cases Filed | Hearings Held | Committed/Recommitted | Cases/Matters Disposed of | Cases Pending End of Year |
|------------------------|---------------------------------|-------------|---------------|-----------------------|---------------------------|---------------------------|
| OCEMAW | | | | | | |
| Mental Illness..... | 0 | 15 | 3 | 3 | 0 | 0 |
| Mentally Handicapped.. | 0 | 0 | 0 | 0 | 0 | 0 |
| Marriages: | | | | | | |
| Waiver..... | 0 | 7 | 0 | 0 | 7 | 0 |
| Licenses..... | 0 | 5 | 0 | 0 | 5 | 0 |
| Ceremonies..... | 0 | 1 | 0 | 0 | 1 | 0 |
| Adoptions..... | NR | NR | NR | 0 | NR | NR |
| Condemnation..... | 0 | 0 | 0 | 0 | 0 | 0 |
| Paternity..... | 0 | 13 | 13 | 6 | 13 | 0 |
| Name Change..... | 0 | 2 | 1 | 0 | 1 | 1 |
| Safe Deposits..... | 0 | 2 | 2 | 0 | 2 | 0 |
| Escheats..... | 0 | 1 | 1 | 0 | 1 | 0 |
| Delayed Births..... | 0 | 0 | 0 | 0 | 0 | 0 |
| Total..... | 0 | 46 | 20 | 3 | 30 | 1 |
| ONTONAGON | | | | | | |
| Mental Illness..... | 0 | 19 | 14 | 14 | 0 | 2 |
| Mentally Handicapped.. | 0 | 1 | 1 | 1 | 0 | 0 |
| Marriages: | | | | | | |
| Waiver..... | 0 | 4 | 0 | 0 | 4 | 0 |
| Licenses..... | 0 | 3 | 0 | 0 | 3 | 0 |
| Ceremonies..... | 0 | 4 | 0 | 0 | 0 | 0 |
| Adoptions..... | 3 | 7 | NR | 0 | 8 | 2 |
| Condemnation..... | 0 | 0 | 0 | 0 | 0 | 0 |
| Paternity..... | 0 | 8 | 5 | 0 | 8 | 0 |
| Name Change..... | 0 | 0 | 0 | 0 | 0 | 0 |
| Safe Deposits..... | 0 | 1 | 1 | 0 | 1 | 0 |
| Escheats..... | 2 | 0 | 0 | 0 | 0 | 2 |
| Delayed Births..... | 0 | 0 | 0 | 0 | 0 | 0 |
| Total..... | 5 | 47 | 21 | 15 | 28 | 6 |
| OSCEOLA | | | | | | |
| Mental Illness..... | NR | 6 | 6 | 6 | 0 | NR |
| Mentally Handicapped.. | NR | NR | NR | NR | 0 | NR |
| Marriages: | | | | | | |
| Waiver..... | 0 | 6 | 0 | 0 | 6 | NR |
| Licenses..... | 0 | NR | 0 | 0 | NR | NR |
| Ceremonies..... | 0 | 1 | 0 | 0 | 1 | NR |
| Adoptions..... | 15 | 15 | NR | 0 | 19 | 9 |
| Condemnation..... | 0 | 0 | 0 | 0 | 0 | 0 |
| Paternity..... | 0 | 0 | 0 | 0 | 0 | 0 |
| Name Change..... | 0 | 3 | 3 | 0 | 3 | 0 |
| Safe Deposits..... | 0 | 0 | 0 | 0 | 0 | 0 |
| Escheats..... | 0 | 0 | 0 | 0 | 0 | 0 |
| Delayed Births..... | 0 | 0 | 0 | 0 | 0 | 0 |
| Total..... | 15 | 31 | 9 | 6 | 29 | 9 |
| OSCODA | | | | | | |
| Mental Illness..... | 0 | 4 | 4 | 4 | 0 | 0 |
| Mentally Handicapped.. | 0 | 0 | 0 | 0 | 0 | 0 |
| Marriages: | | | | | | |
| Waiver..... | 0 | 3 | 0 | 0 | 3 | 0 |
| Licenses..... | 0 | 1 | 0 | 0 | 1 | 0 |
| Ceremonies..... | 0 | 0 | 0 | 0 | 0 | 0 |
| Adoptions..... | 5 | 4 | NR | 0 | 5 | 2 |
| Condemnation..... | NR | NR | NR | 0 | NR | NR |
| Paternity..... | 0 | 6 | NR | 0 | NR | NR |
| Name Change..... | NR | NR | NR | 0 | NR | NR |
| Safe Deposits..... | NR | 17 | NR | 0 | NR | NR |
| Escheats..... | NR | NR | NR | 0 | NR | NR |
| Delayed Births..... | NR | NR | NR | 0 | NR | NR |
| Total..... | 5 | 35 | 4 | 4 | 9 | 2 |

NR - Not Reported
* - Six Months Report

ANNUAL REPORT
Probate Courts
Probate and Mental Division

| County | Cases Pending Beginning of Year | Cases Filed | Hearings Held | Committed/Recommitted | Cases/Matters Disposed of | Cases Pending End of Year |
|------------------------|---------------------------------|--------------|---------------|-----------------------|---------------------------|---------------------------|
| MUSKEGON | | | | | | |
| Mental Illness..... | 4 | 284 | 242 | 199 | 0 | 7 |
| Mentally Handicapped.. | 0 | 1 | 0 | 0 | 0 | 0 |
| Marriages: | | | | | | |
| Waiver..... | 0 | 134 | 0 | 0 | 134 | 0 |
| Licenses..... | 0 | 22 | 0 | 0 | 22 | 0 |
| Ceremonies..... | 0 | 36 | 0 | 0 | 36 | 0 |
| Adoptions*..... | 76 | 61 | NR | 0 | 54 | 83 |
| Condemnation..... | 0 | 0 | 0 | 0 | 0 | 0 |
| Paternity..... | 0 | 115 | 49 | 0 | 115 | 0 |
| Name Change..... | 0 | 37 | 37 | 0 | 37 | 0 |
| Safe Deposits..... | 0 | 20 | 20 | 0 | 20 | 0 |
| Escheats..... | 0 | 6 | 12 | 0 | 6 | 0 |
| Delayed Births..... | 0 | 0 | 0 | 0 | 0 | 0 |
| Total..... | 80 | 716 | 360 | 199 | 424 | 90 |
| NEWAYGO | | | | | | |
| Mental Illness..... | 0 | 16 | 16 | 10 | 0 | 0 |
| Mentally Handicapped.. | 1 | 7 | 6 | 2 | 0 | 0 |
| Marriages: | | | | | | |
| Waiver..... | 0 | 24 | 0 | 0 | 24 | 0 |
| Licenses..... | 0 | 1 | 0 | 0 | 1 | 0 |
| Ceremonies..... | 0 | 0 | 0 | 0 | 0 | 0 |
| Adoptions..... | 3 | 16 | NR | 0 | 17 | 5 |
| Condemnation..... | 0 | 0 | 0 | 0 | 0 | 0 |
| Paternity..... | 0 | 42 | 0 | 0 | 21 | 0 |
| Name Change..... | 1 | 12 | 12 | 0 | 12 | 0 |
| Safe Deposits..... | 0 | 34 | 0 | 0 | 18 | 0 |
| Escheats..... | 0 | 2 | 4 | 0 | 4 | 0 |
| Delayed Births..... | 0 | 0 | 0 | 0 | 0 | 0 |
| Total..... | 5 | 154 | 38 | 12 | 97 | 5 |
| OAKLAND | | | | | | |
| Mental Illness..... | 15 | 750 | 813 | 467 | 0 | 10 |
| Mentally Handicapped.. | 0 | 0 | 0 | 0 | 0 | 0 |
| Marriages: | | | | | | |
| Waiver..... | 0 | 363 | 0 | 0 | 363 | 0 |
| Licenses..... | 0 | 51 | 0 | 0 | 51 | 0 |
| Ceremonies..... | 0 | 32 | 0 | 0 | 32 | 0 |
| Adoptions..... | 433 | 642 | NR | 0 | 580 | 495 |
| Condemnation..... | 0 | 0 | 0 | 0 | 0 | 0 |
| Paternity..... | 0 | 570 | NR | 0 | 570 | NR |
| Name Change..... | 9 | 356 | 406 | 0 | 318 | 47 |
| Safe Deposits..... | NR | 29 | NR | 0 | 29 | NR |
| Escheats..... | 0 | 36 | 36 | 0 | 32 | 4 |
| Delayed Births..... | 0 | 1 | 1 | 0 | 1 | 0 |
| Total..... | 457 | 2,830 | 1,256 | 467 | 1,976 | 556 |
| OCEANA | | | | | | |
| Mental Illness..... | 0 | 1 | 1 | 1 | 0 | 0 |
| Mentally Handicapped.. | 0 | 0 | 0 | 0 | 0 | 0 |
| Marriages: | | | | | | |
| Waiver..... | 0 | 13 | 0 | 0 | 13 | 0 |
| Licenses..... | 0 | 3 | 0 | 0 | 3 | 0 |
| Ceremonies..... | 0 | 0 | 0 | 0 | 0 | 0 |
| Adoptions..... | NR | NR | NR | 0 | NR | NR |
| Condemnation..... | 0 | 0 | 0 | 0 | 0 | 0 |
| Paternity..... | 0 | 13 | 0 | 0 | 13 | 0 |
| Name Change..... | 0 | 3 | 1 | 0 | 3 | 0 |
| Safe Deposits..... | 0 | 2 | 2 | 0 | 2 | 0 |
| Escheats..... | NR | NR | NR | 0 | NR | NR |
| Delayed Births..... | NR | NR | NR | 0 | NR | NR |
| Total..... | 0 | 35 | 4 | 1 | 34 | 0 |

NR - Not Reported
* - Six Months Report

COURT OF CLAIMS
JUDGE ASSIGNMENTS
FINANCIAL INFORMATION
LEGISLATIVE REPORT
DISTRICT COURT

ANNUAL REPORT
Probate Courts
Probate and Mental Division

| County | Cases Pending Beginning of Year | Cases Filed | Hearings Held | Committed/Recommitted | Cases/Matters Disposed of | Cases Pending End of Year |
|------------------------|---------------------------------|-------------|---------------|-----------------------|---------------------------|---------------------------|
| OTSEGO | | | | | | |
| Mental Illness..... | 0 | 10 | 13 | 7 | 0 | 0 |
| Mentally Handicapped.. | NR | NR | NR | NR | 0 | NR |
| Marriages: | | | | | | |
| Waiver..... | 0 | 3 | 0 | 0 | 3 | 0 |
| Licenses..... | 0 | 1 | 0 | 0 | 1 | 0 |
| Ceremonies..... | 0 | 0 | 0 | 0 | 0 | 0 |
| Adoptions..... | 12 | 26 | NR | 0 | 26 | 12 |
| Condemnation..... | 1 | 0 | 0 | 0 | 1 | 0 |
| Paternity..... | 0 | 10 | 0 | 0 | 0 | 0 |
| Name Change..... | 0 | 4 | 1 | 0 | 1 | 3 |
| Safe Deposits..... | 0 | 1 | 0 | 0 | 1 | 0 |
| Escheats..... | 0 | 0 | 0 | 0 | 0 | 0 |
| Delayed Births..... | 0 | 0 | 0 | 0 | 0 | 0 |
| Total..... | 13 | 55 | 14 | 7 | 33 | 15 |
| OTTAWA | | | | | | |
| Mental Illness..... | 0 | 66 | 92 | 57 | 0 | 0 |
| Mentally Handicapped.. | 0 | 23 | 22 | 21 | 0 | 2 |
| Marriages: | | | | | | |
| Waiver..... | 0 | 36 | 0 | 0 | 35 | 0 |
| Licenses..... | 0 | 16 | 0 | 0 | 15 | 0 |
| Ceremonies..... | 0 | 32 | 0 | 0 | 32 | 0 |
| Adoptions..... | 89 | 96 | NR | 0 | 107 | 78 |
| Condemnation..... | 0 | 0 | 0 | 0 | 0 | 0 |
| Paternity..... | 0 | 59 | 0 | 0 | 18 | 0 |
| Name Change..... | 0 | 21 | 21 | 0 | 21 | 0 |
| Safe Deposits..... | 0 | 16 | 16 | 0 | 16 | 0 |
| Escheats..... | 2 | 2 | 4 | 0 | 2 | 2 |
| Delayed Births..... | 0 | 0 | 0 | 0 | 0 | 0 |
| Total..... | 91 | 367 | 155 | 78 | 246 | 82 |
| PRESQUE ISLE | | | | | | |
| Mental Illness..... | 0 | 7 | 3 | 3 | 0 | 0 |
| Mentally Handicapped.. | 0 | 2 | 2 | 0 | 0 | 0 |
| Marriages: | | | | | | |
| Waiver..... | 0 | 6 | 0 | 0 | 1 | 0 |
| Licenses..... | 0 | 3 | 0 | 0 | 1 | 0 |
| Ceremonies..... | 0 | 0 | 0 | 0 | 0 | 0 |
| Adoptions..... | 0 | 9 | NR | 0 | 13 | 8 |
| Condemnation..... | 0 | 0 | 0 | 0 | 0 | 0 |
| Paternity..... | 0 | 7 | 4 | 0 | 4 | 0 |
| Name Change..... | 0 | 1 | 1 | 0 | 1 | 0 |
| Safe Deposits..... | NR | NR | NR | 0 | NR | NR |
| Escheats..... | NR | NR | NR | 0 | NR | NR |
| Delayed Births..... | NR | NR | NR | 0 | NR | NR |
| Total..... | 0 | 35 | 10 | 3 | 20 | 8 |
| ROSCOMMON | | | | | | |
| Mental Illness..... | 0 | 12 | 26 | 10 | 0 | 0 |
| Mentally Handicapped.. | 0 | 12 | 12 | 1 | 0 | 0 |
| Marriages: | | | | | | |
| Waiver..... | 0 | 25 | 0 | 0 | 25 | 0 |
| Licenses..... | 0 | 4 | 0 | 0 | 4 | 0 |
| Ceremonies..... | 0 | 3 | 0 | 0 | 3 | 0 |
| Adoptions..... | 7 | 13 | NR | 0 | 14 | 9 |
| Condemnation..... | 0 | 0 | 0 | 0 | 0 | 0 |
| Paternity..... | 0 | 5 | 5 | 0 | 5 | 0 |
| Name Change..... | 0 | 3 | 2 | 0 | 2 | 1 |
| Safe Deposits..... | 0 | 3 | 3 | 0 | 3 | 0 |
| Escheats..... | 0 | 0 | 0 | 0 | 0 | 0 |
| Delayed Births..... | 0 | 0 | 0 | 0 | 0 | 0 |
| Total..... | 7 | 80 | 48 | 11 | 56 | 10 |

NR - Not Reported
* - Six Months Report

ANNUAL REPORT
Probate Courts
Probate and Mental Division

| County | Cases Pending Beginning of Year | Cases Filed | Hearings Held | Committed/Recommitted | Cases/Matters Disposed of | Cases Pending End of Year |
|------------------------|---------------------------------|-------------|---------------|-----------------------|---------------------------|---------------------------|
| SAGINAW | | | | | | |
| Mental Illness..... | 5 | 79 | 61 | 22 | 0 | 1 |
| Mentally Handicapped.. | 0 | 0 | 0 | 0 | 0 | 0 |
| Marriages: | | | | | | |
| Waiver..... | 0 | 35 | 0 | 0 | 55 | NR |
| Licenses..... | 0 | 12 | 0 | 0 | 8 | NR |
| Ceremonies..... | 0 | 0 | 0 | 0 | 0 | 0 |
| Adoptions..... | NR | NR | NR | 0 | NR | NR |
| Condemnation..... | 1 | 1 | 4 | 0 | 2 | 0 |
| Paternity..... | 0 | 373 | 0 | 0 | 373 | 0 |
| Name Change..... | 14 | 36 | 33 | 0 | 41 | 9 |
| Safe Deposits..... | 0 | 10 | 0 | 0 | 10 | 0 |
| Escheats..... | 0 | 6 | 0 | 0 | 6 | 0 |
| Delayed Births..... | 0 | 0 | 0 | 0 | 0 | 0 |
| Total..... | 20 | 552 | 98 | 22 | 495 | 10 |
| ST. CLAIR | | | | | | |
| Mental Illness..... | 169 | 196 | 693 | 148 | 0 | 217 |
| Mentally Handicapped.. | 115 | 28 | 235 | 1 | 0 | 142 |
| Marriages: | | | | | | |
| Waiver..... | 0 | 53 | 0 | 0 | 53 | 0 |
| Licenses..... | 0 | 12 | 0 | 0 | 12 | 0 |
| Ceremonies..... | 0 | 2 | 0 | 0 | 2 | 0 |
| Adoptions..... | 92 | 118 | NR | 0 | 83 | 127 |
| Condemnation..... | 3 | 0 | 10 | 0 | 0 | 3 |
| Paternity..... | 0 | 97 | 50 | 0 | 97 | 0 |
| Name Change..... | 2 | 14 | 16 | 0 | 16 | 0 |
| Safe Deposits..... | 0 | 7 | 7 | 0 | 7 | 0 |
| Escheats..... | 0 | 8 | 8 | 0 | 5 | 3 |
| Delayed Births..... | 0 | 0 | 0 | 0 | 0 | 0 |
| Total..... | 381 | 535 | 1,019 | 149 | 275 | 492 |
| ST. JOSEPH | | | | | | |
| Mental Illness..... | NR | 24 | 14 | NR | 0 | NR |
| Mentally Handicapped.. | NR | 8 | 2 | NR | 0 | NR |
| Marriages: | | | | | | |
| Waiver..... | 0 | 40 | 0 | 0 | 23 | NR |
| Licenses..... | 0 | 0 | 0 | 0 | NR | NR |
| Ceremonies..... | 0 | 1 | 0 | 0 | NR | NR |
| Adoptions..... | NR | NR | NR | 0 | NR | NR |
| Condemnation..... | NR | 1 | NR | 0 | 1 | NR |
| Paternity..... | 0 | 96 | NR | 0 | NR | NR |
| Name Change..... | NR | 4 | 2 | 0 | NR | NR |
| Safe Deposits*..... | NR | 4 | NR | 0 | NR | NR |
| Escheats..... | NR | NR | NR | 0 | NR | NR |
| Delayed Births..... | NR | NR | NR | 0 | NR | NR |
| Total..... | NR | 178 | 18 | NR | 24 | NR |
| SANILAC | | | | | | |
| Mental Illness..... | 0 | 43 | 45 | 33 | 0 | 0 |
| Mentally Handicapped.. | NR | NR | NR | NR | 0 | NR |
| Marriages: | | | | | | |
| Waiver..... | 0 | 33 | 0 | 0 | 33 | 0 |
| Licenses..... | 0 | 4 | 0 | 0 | 4 | 0 |
| Ceremonies..... | 0 | 0 | 0 | 0 | 0 | 0 |
| Adoptions..... | NR | NR | NR | 0 | NR | NR |
| Condemnation..... | 1 | 0 | 1 | 0 | 1 | 0 |
| Paternity..... | 0 | 45 | 45 | 0 | 45 | 0 |
| Name Change..... | 0 | 8 | 7 | 0 | 7 | 1 |
| Safe Deposits..... | 0 | 1 | 1 | 0 | 1 | 0 |
| Escheats..... | 0 | 1 | 3 | 0 | 1 | 0 |
| Delayed Births..... | 0 | 0 | 0 | 0 | 0 | 0 |
| Total..... | 1 | 135 | 102 | 33 | 92 | 1 |

NR - Not Reported
* - Six Months Report

ANNUAL REPORT
 Probate Courts
 Probate and Mental Division

| County | Cases Pending Beginning of Year | Cases Filed | Hearings Held | Committed/Recommitted | Cases/Matters Disposed of | Cases Pending End of Year |
|------------------------|---------------------------------|-------------|---------------|-----------------------|---------------------------|---------------------------|
| SCHOOLCRAFT | | | | | | |
| Mental Illness..... | 0 | 9 | 9 | 9 | 0 | 0 |
| Mentally Handicapped.. | 0 | 0 | 0 | 0 | 0 | 0 |
| Marriages: | | | | | | |
| Waiver..... | 0 | 5 | 0 | 0 | 5 | 0 |
| Licenses..... | 0 | 2 | 0 | 0 | 1 | 0 |
| Ceremonies..... | 0 | 1 | 0 | 0 | 1 | 0 |
| Adoptions*..... | 2 | 4 | NR | 0 | 5 | 1 |
| Condemnation..... | 0 | 0 | 0 | 0 | 0 | 0 |
| Paternity..... | 0 | 4 | 2 | 0 | 2 | 0 |
| Name Change..... | 0 | 1 | 1 | 0 | 1 | 0 |
| Safe Deposits..... | 0 | 24 | 14 | 0 | 14 | 4 |
| Escheats..... | 0 | 0 | 0 | 0 | 1 | 0 |
| Delayed Births..... | 0 | 0 | 0 | 0 | 0 | 0 |
| Total..... | 2 | 50 | 26 | 9 | 30 | 5 |
| SHIAWASSEE | | | | | | |
| Mental Illness..... | 0 | 61 | 38 | 44 | 0 | 0 |
| Mentally Handicapped.. | 0 | 7 | 7 | 7 | 0 | 0 |
| Marriages: | | | | | | |
| Waiver..... | 0 | 54 | 0 | 0 | 54 | 0 |
| Licenses..... | 0 | 11 | 0 | 0 | 11 | 0 |
| Ceremonies..... | 0 | 1 | 0 | 0 | 1 | 0 |
| Adoptions..... | 65 | 58 | NR | 0 | 78 | 41 |
| Condemnation..... | 0 | 0 | 0 | 0 | 0 | 0 |
| Paternity..... | 0 | 55 | 32 | 0 | 55 | 0 |
| Name Change..... | 0 | 7 | 7 | 0 | 7 | 4 |
| Safe Deposits..... | 0 | 7 | 5 | 0 | 7 | 5 |
| Escheats..... | 0 | 1 | 1 | 0 | 0 | 0 |
| Delayed Births..... | 0 | 0 | 0 | 0 | 0 | 0 |
| Total..... | 65 | 262 | 90 | 51 | 213 | 50 |
| TUSCOLA | | | | | | |
| Mental Illness..... | 0 | 16 | 34 | 16 | 0 | 0 |
| Mentally Handicapped.. | 0 | 0 | 0 | 0 | 0 | 0 |
| Marriages: | | | | | | |
| Waiver..... | 0 | 32 | 0 | 0 | 32 | 0 |
| Licenses..... | 0 | 5 | 0 | 0 | 5 | 0 |
| Ceremonies..... | 0 | 0 | 0 | 0 | 0 | 0 |
| Adoptions..... | 62 | 69 | NR | 0 | 42 | 91 |
| Condemnation..... | 1 | 1 | 7 | 0 | 1 | 1 |
| Paternity..... | 0 | 65 | 0 | 0 | 65 | 0 |
| Name Change..... | 0 | 4 | 4 | 0 | 4 | 0 |
| Safe Deposits..... | 0 | 43 | 0 | 0 | 43 | 0 |
| Escheats..... | 0 | 1 | 3 | 0 | 0 | 0 |
| Delayed Births..... | 0 | 0 | 0 | 0 | 0 | 0 |
| Total..... | 63 | 236 | 48 | 16 | 192 | 92 |
| VAN BUREN | | | | | | |
| Mental Illness..... | 79 | 50 | 100 | 134 | 0 | 86 |
| Mentally Handicapped.. | 61 | 2 | 3 | 2 | 0 | 60 |
| Marriages: | | | | | | |
| Waiver..... | 0 | 27 | 0 | 0 | 27 | 0 |
| Licenses..... | 0 | 5 | 0 | 0 | 5 | 0 |
| Ceremonies..... | 0 | 3 | 0 | 0 | 3 | 0 |
| Adoptions..... | NR | NR | NR | 0 | NR | NR |
| Condemnation..... | 0 | 0 | 0 | 0 | 0 | 0 |
| Paternity..... | 0 | 119 | 0 | 0 | 40 | 0 |
| Name Change..... | 0 | 13 | 14 | 0 | 11 | 2 |
| Safe Deposits..... | 0 | 5 | 1 | 0 | 5 | 0 |
| Escheats..... | 0 | 0 | 0 | 0 | 0 | 0 |
| Delayed Births..... | 0 | 0 | 0 | 0 | 0 | 0 |
| Total..... | 140 | 224 | 118 | 136 | 91 | 148 |

NR - Not Reported
 * - Six Months Report

ANNUAL REPORT
 Probate Courts
 Probate and Mental Division

| County | Cases Pending Beginning of Year | Cases Filed | Hearings Held | Committed/Recommitted | Cases/Matters Disposed of | Cases Pending End of Year |
|--------------------------|---------------------------------|---------------|---------------|-----------------------|---------------------------|---------------------------|
| WASHTENAW | | | | | | |
| Mental Illness..... | 74 | 227 | 291 | 104 | 0 | 71 |
| Mentally Handicapped.. | NR | NR | NR | NR | 0 | NR |
| Marriages: | | | | | | |
| Waiver..... | 0 | 62 | 0 | 0 | 62 | NR |
| Licenses..... | 0 | 12 | 0 | 0 | 12 | NR |
| Ceremonies..... | 0 | 77 | 0 | 0 | 77 | NR |
| Adoptions..... | NR | NR | NR | 0 | NR | NR |
| Condemnation..... | 1 | NR | NR | 0 | 1 | NR |
| Paternity..... | 0 | 267 | NR | 0 | 267 | NR |
| Name Change..... | 13 | 169 | 174 | 0 | 174 | NR |
| Safe Deposits..... | NR | 16 | 9 | 0 | 16 | NR |
| Escheats..... | NR | 15 | 15 | 0 | 9 | 6 |
| Delayed Births..... | NR | NR | NR | 0 | NR | NR |
| Total..... | 88 | 845 | 489 | 104 | 618 | 77 |
| WAYNE | | | | | | |
| Mental Illness..... | NR | 5,635 | 4,246 | 2,948 | 0 | NR |
| Mentally Handicapped.. | NR | 359 | 365 | 323 | 0 | 50 |
| Marriages: | | | | | | |
| Waiver..... | 0 | 798 | 0 | 0 | 798 | NR |
| Licenses..... | 0 | 422 | 0 | 0 | 422 | NR |
| Ceremonies..... | 0 | 409 | 0 | 0 | 409 | NR |
| Adoptions..... | NR | NR | NR | 0 | NR | NR |
| Condemnation..... | NR | NR | NR | 0 | NR | NR |
| Paternity..... | 0 | 3,018 | 3,018 | 0 | 3,018 | NR |
| Name Change..... | NR | 1,101 | 1,592 | 0 | 1,592 | NR |
| Safe Deposits..... | NR | 363 | 363 | 0 | 363 | NR |
| Escheats..... | NR | 337 | 337 | 0 | 337 | NR |
| Delayed Births..... | NR | 12 | 12 | 0 | 12 | NR |
| Total..... | NR | 12,454 | 9,933 | 3,271 | 6,951 | 50 |
| WEXFORD | | | | | | |
| Mental Illness..... | 0 | 13 | 14 | 11 | 0 | 0 |
| Mentally Handicapped.. | NR | NR | NR | NR | 0 | NR |
| Marriages: | | | | | | |
| Waiver..... | 0 | 11 | 0 | 0 | 11 | 0 |
| Licenses..... | 0 | 4 | 0 | 0 | 4 | 0 |
| Ceremonies..... | 0 | 0 | 0 | 0 | 0 | 0 |
| Adoptions..... | 27 | 20 | NR | 0 | 18 | 21 |
| Condemnation..... | 0 | 0 | 0 | 0 | 0 | 0 |
| Paternity..... | 0 | 9 | 4 | 0 | 4 | 0 |
| Name Change..... | 0 | 7 | 7 | 0 | 7 | 0 |
| Safe Deposits..... | 1 | 3 | 3 | 0 | 3 | 0 |
| Escheats..... | 0 | 0 | 0 | 0 | 0 | 0 |
| Delayed Births..... | 0 | 0 | 0 | 0 | 0 | 0 |
| Total..... | 28 | 67 | 28 | 11 | 47 | 21 |
| STATE TOTALS..... | 4,839 | 37,761 | 21,107 | 7,618 | 23,461 | 5,624 |

NR - Not Reported
 * - Six Months Report

COURT OF CLAIMS

JUDGE ASSIGNMENTS

FINANCIAL INFORMATION

LEGISLATIVE REPORT

DISTRICT COURT

PROBATE COURT - ESTATE DIVISION

| County | Inheritance Taxes Assessed | Fees Remitted to County Treasurer | County | Inheritance Taxes Assessed | Fees Remitted to County Treasurer |
|----------------|----------------------------|-----------------------------------|--------------|----------------------------|-----------------------------------|
| Alcona | \$ 20,762 | \$ 7,893 | Lake | \$ 16,275 | \$ 15,934 |
| Alger | 5,528 | 3,585 | Lapeer | 167,522 | 87,326 |
| Allegan | 276,199 | 22,651 | Leelanau | 170,110 | 24,003 |
| Alpena | 84,536 | 32,257 | Lenawee | 874,775 | 55,120 |
| Antrim | 84,458 | 15,115 | Livingston | 250,695 | 32,746 |
| Arenac | 23,570 | NR | Luçe | 8,047 | 24,771 |
| Baraga | 2,740 | 9,945 | Mackinac | 96,023 | 9,388 |
| Barry | 183,919 | 21,771 | Macomb | 1,300,531 | 178,533 |
| Bay | 668,289 | 43,189 | Manistee | NR | 16,783 |
| Benzie | 209,390 | 12,260 | Marquette | 176,632 | 76,244 |
| Berrien | 1,073,243 | 75,166 | Mason | 155,102 | 10,205 |
| Branch | 179,192 | 35,026 | Mecosta | 92,241 | 20,355 |
| Calhoun | 816,392 | 56,643 | Menominee | 188,355 | 14,061 |
| Cass | 149,551 | 23,106 | Midland | 485,862 | 65,994 |
| Charlevoix | 66,722 | 8,980 | Missaukee | 15,576 | 4,299 |
| Cheboygan | 86,302 | 25,960 | Monroe | 331,327 | 54,152 |
| Chippewa | 59,609 | 12,539 | Montcalm | 141,079 | 23,137 |
| Clare | 20,285* | 11,459 | Montmorency | 21,572 | 4,503 |
| Clinton | 109,700 | 36,535 | Muskegon | 381,183 | 43,116 |
| Crawford | 27,959 | 5,309 | Newaygo | 137,442 | 10,295 |
| Delta | 192,215 | 39,511 | Oakland | 11,623,283 | 471,249 |
| Dickinson | 65,875 | 10,753 | Oceana | 41,248 | 11,738 |
| Eaton | NR | 28,288 | Ogemaw | 30,038 | 8,575 |
| Emmet | 152,041 | 18,646 | Ontonagon | 10,230 | 7,220 |
| Genesee | 1,151,591 | 170,803 | Osceola | 54,224 | 17,283 |
| Gladwin | 26,943 | 19,197 | Oscoda | 17,167 | 4,156 |
| Gogebic | 40,170 | 18,598 | Otsego | 46,443 | 6,041 |
| Grand Traverse | 287,447 | 45,799 | Ottawa | 402,857 | 172,701 |
| Gratiot | 226,846 | 18,855 | Presque Isle | 17,192 | 7,580 |
| Hillsdale* | 89,084 | 3,633 | Roscommon | 241,821 | 8,872 |
| Houghton | 132,835 | 18,811 | Saginaw | 1,891,285 | 938* |
| Huron | 218,257 | 33,618 | St. Clair | 437,331 | 61,301 |
| Ingham | NR | 111,104 | St. Joseph | 374,158 | 38,767 |
| Ionia | 132,554 | 23,185 | Sanilac | 186,638 | 35,157 |
| Iosco | 53,480 | 14,255 | Schoolcraft | 38,068 | 4,674 |
| Iron | 35,705 | 7,998 | Shiawassee | 355,878 | 32,038 |
| Isabella* | 37,725 | 12,762 | Tuscola | 195,005 | 54,547 |
| Jackson | NR | 59,263 | Van Buren | 234,020 | 28,512 |
| Kalamazoo | 1,442,998 | 73,182 | Washtenaw | 1,962,143 | 97,150 |
| Kalkaska | 36,490 | 5,424 | Wayne | 19,127,815 | 898,584 |
| Kent | 2,965,507 | 194,842 | Wexford | 91,367 | 28,102 |
| Keweenaw | NR | NR | STATE TOTAL | \$53,824,669 | \$4,154,066 |

71

NR - Not Reported

* - Tax M... Report

ANNUAL REPORT
 PROBATE COURT - JUVENILE DIVISION
 DELINQUENCY CASELOAD

| County | New Petitions Authorized | Official Active Cases Under Court Supervision During Year | Traffic Citations Received | Unofficial Active** Cases During Year |
|----------------|--------------------------------|--|----------------------------------|---|
| Alcona | 43 | 36 | 23 | 23 |
| Alger | 6 | 3 | 48 | 55 |
| Allegan | 196 | 191 | 379 | 191 |
| Alpena | 221 | 149 | 165 | 0 |
| Antrim | 64 | 45 | 34 | 0 |
| Arenac | 39 | 41 | 32 | 74 |
| Baraga | 43 | 36 | 40 | 14 |
| Barry | 62 | 84 | 112 | 39 |
| Bay | 606 | 191 | 459 | 69 |
| Benzie | 71 | 49 | 49 | 3 |
| Berrien | 945 | 153 | 938 | 202 |
| Branch | 99 | 87 | 162 | 43 |
| Calhoun | 752 | 356 | 606 | 347 |
| Cass | 309 | 285 | 176 | 0 |
| Charlevoix | 63 | 20 | 53 | 33 |
| Cheboygan | 132 | 123 | 282 | 20 |
| Chippewa | 23 | 78 | 125 | 20 |
| Clare | 23 | 23 | 88 | 63 |
| Clinton | 208 | 34 | 190 | 48 |
| Crawford | 169 | 149 | 46 | 189 |
| Delta | 258 | 245 | 204 | 0 |
| Dickinson | 210 | 27 | 178 | 58 |
| Eaton | 363 | 108 | 351 | 32 |
| Emmet | 72 | 47 | 101 | 28 |
| Genesee | 2,723 | 846 | 2,055 | 0 |
| Gladwin | 103 | 64 | 91 | 0 |
| Gogebic | 77 | 15 | 49 | 15 |
| Grand Traverse | 281 | 597 | 141 | 119 |
| Gratiot | 182 | 89 | 205 | 9 |
| Hillsdale | 90 | 45 | 183 | 55 |
| Houghton | 181 | 16 | 125 | 14 |
| Huron | 79 | 70 | 214 | 27 |
| *Ingham | 0 | 0 | 0 | 0 |
| Ionia | 88 | 64 | 154 | 111 |
| Iosco | 163 | 92 | 105 | 0 |
| Iron | 97 | 0 | 56 | 4 |
| Isabella | 186 | 0 | 174 | 0 |
| Jackson | 977 | 418 | 672 | 66 |
| Kalamazoo | 645 | 413 | 965 | 432 |
| Kalkaska | 36 | 42 | 49 | 14 |
| Kent | 785 | 454 | 3,109 | 133 |
| Keweenaw | 5 | 0 | 14 | 2 |

*Incomplete

**Consent Calendar cases, handled informally

COURT OF CLAIMS
 JUDGE ASSIGNMENTS
 FINANCIAL INFORMATION
 LEGISLATIVE REPORT
 DISTRICT COURT

ANNUAL REPORT
 PROBATE COURT - JUVENILE DIVISION
 DELINQUENCY CASELOAD

| County | New Petitions Authorized | Official Active Cases Under Court Supervision During Year | Traffic Citations Received | Unofficial Active** Cases During Year |
|--------------|--------------------------------|--|----------------------------------|---|
| *Lake | 0 | 0 | 0 | 0 |
| Lapeer | 398 | 265 | 304 | 19 |
| Leelanau | 46 | 59 | 27 | 0 |
| Lenawee | 220 | 180 | 445 | 96 |
| *Livingston | 0 | 0 | 0 | 0 |
| Luce | 77 | 56 | 30 | 29 |
| Mackinac | 81 | 77 | 53 | 6 |
| Macomb | 1,500 | 987 | 5,206 | 2,649 |
| Manistee | 120 | 43 | 100 | 25 |
| Marquette | 291 | 138 | 300 | 4 |
| Mason | 142 | 46 | 103 | 16 |
| *Mecosta | 0 | 0 | 0 | 0 |
| Menominee | 67 | 80 | 105 | 17 |
| *Midland | 0 | 0 | 0 | 0 |
| Missaukee | 26 | 20 | 45 | 3 |
| Monroe | 349 | 271 | 633 | 141 |
| Montcalm | 140 | 103 | 136 | 63 |
| Montmorency | 37 | 18 | 18 | 9 |
| Muskegon | 355 | 243 | 518 | 0 |
| Newaygo | 65 | 66 | 151 | 14 |
| Oakland | 1,469 | 965 | 6,305 | 1,542 |
| *Oceana | 0 | 0 | 0 | 0 |
| Ogemaw | 57 | 32 | 56 | 0 |
| Ontonagon | 142 | 39 | 52 | 18 |
| Osceola | 79 | 58 | 48 | 8 |
| Oscoda | 30 | 31 | 25 | 0 |
| Otsego | 32 | 25 | 113 | 46 |
| *Ottawa | 0 | 0 | 0 | 0 |
| Presque Isle | 42 | 24 | 45 | 10 |
| Roscommon | 125 | 75 | 153 | 25 |
| Saginaw | 537 | 319 | 1,269 | 0 |
| St. Clair | 304 | 265 | 669 | 0 |
| St. Joseph | 144 | 0 | 217 | 210 |
| Sanilac | 154 | 146 | 129 | 0 |
| Schoolcraft | 123 | 17 | 66 | 34 |
| Shiawassee | 217 | 211 | 348 | 29 |
| Tuscola | 201 | 141 | 242 | 0 |
| VanBuren | 463 | 269 | 263 | 10 |
| Washtenaw | 568 | 166 | 994 | 214 |
| Wayne | 5,842 | 1,762 | 10,614 | 659 |
| *Wexford | 0 | 0 | 0 | 0 |
| TOTAL | 26,118 | 12,982 | 42,984 | 8,448 |

*Incomplete

**Consent Calendar cases, handled informally

CONTINUED

1 OF 9

Annual Report

Probate Court — Juvenile Division
DELINQUENCY CASELOAD BY TYPE OF OFFENSE
NEW PETITIONS AUTHORIZED

| County | Homicide | Robbery | Assaults | Breaking and Entering | Larceny | Stolen Property | Auto Theft and UDAA | Forgery, Including Uttering and Publishing | Vandalism, Including Malicious Destruction | Weapons Violations | Sex Offenses | Controlled Substance Violations | Liquor Violations | All Other | Status Offenses |
|----------------|----------|---------|----------|-----------------------|---------|-----------------|---------------------|--|--|--------------------|--------------|---------------------------------|-------------------|-----------|-----------------|
| Alcona | | | | 16 | 11 | | | | 8 | | | 1 | 3 | 2 | 2 |
| Alger | | | 1 | | | 1 | 1 | | | | | | | 1 | 2 |
| Allegan | | 3 | 7 | 39 | 42 | 5 | 15 | 3 | 12 | 6 | 3 | 7 | | 13 | 41 |
| Alpena | | 2 | 17 | 28 | 50 | 5 | 4 | 1 | 28 | 1 | 4 | 21 | 3 | 14 | 43 |
| Antrim | | 1 | | 14 | 18 | 8 | 2 | 1 | 7 | | | 3 | 2 | 2 | 6 |
| Arenac | | | 3 | 10 | 3 | 1 | | | 3 | | | | 5 | 7 | 7 |
| Baraga | | | 1 | 8 | 10 | | 1 | | 1 | | 1 | 3 | 10 | 1 | 7 |
| Barry | | | | 33 | 9 | 1 | 2 | | 3 | | | | | 8 | 6 |
| Bay | | 5 | 32 | 115 | 181 | 12 | 28 | 8 | 31 | 9 | 7 | 28 | 24 | 101 | 25 |
| Benzie | | 1 | | 6 | 21 | 1 | 2 | | 9 | | | 3 | 1 | 3 | 24 |
| Berrien | 1 | 16 | 87 | 191 | 215 | 35 | 67 | 7 | 73 | 4 | 14 | 25 | 17 | 135 | 58 |
| Branch | | | 5 | 25 | 8 | 1 | 7 | 6 | 11 | | | 1 | | 6 | 29 |
| Calhoun | | 11 | 43 | 135 | 221 | 25 | 37 | 7 | 70 | 6 | 13 | 35 | 6 | 71 | 72 |
| Cass | | 3 | 36 | 72 | 61 | 8 | 26 | 4 | 41 | 3 | 1 | 12 | 11 | 15 | 16 |
| Charlevoix | | | | 11 | 17 | 8 | 1 | 1 | 6 | 3 | 5 | 4 | | | 7 |
| Cheboygan | | 1 | 4 | 21 | 27 | 14 | 4 | 3 | 17 | 1 | 1 | 9 | 4 | 12 | 14 |
| Chippewa | | 3 | | 5 | 2 | | 2 | | | | | | | 2 | 9 |
| Clare | | | 4 | 5 | 2 | 1 | 2 | | | | | | | 1 | 8 |
| Clinton | | | 9 | 34 | 49 | 7 | 13 | 3 | 20 | 3 | 4 | 9 | 20 | 25 | 12 |
| Crawford | | | 5 | 56 | 18 | 5 | 47 | | 8 | | 4 | | | 5 | 21 |
| Delta | | 3 | 4 | 42 | 26 | 2 | 2 | 1 | 20 | 2 | | 6 | 27 | 69 | 54 |
| Dickinson | | | 5 | 34 | 66 | 1 | 8 | 1 | 10 | 2 | 1 | 6 | 35 | 34 | 7 |
| Eaton | | 1 | 13 | 34 | 120 | 8 | 6 | | 21 | 6 | 2 | 12 | 9 | 26 | 105 |
| Emmet | | | 2 | 8 | 13 | 4 | 3 | 2 | 3 | | | 5 | 2 | 17 | 13 |
| Genesee | 4 | 50 | 212 | 510 | 594 | 57 | 117 | 8 | 79 | 38 | 21 | 40 | 32 | 253 | 708 |
| Gladwin | | | 1 | 16 | 13 | 2 | | | 8 | | | 3 | 2 | 14 | 44 |
| Gogebic | | | | 4 | 4 | 1 | | | | | | 1 | 24 | 32 | 11 |
| Grand Traverse | | | 11 | 30 | 101 | 3 | 11 | 5 | 19 | 3 | | 17 | 11 | 24 | 46 |
| Gratiot | 1 | 1 | 3 | 25 | 41 | 4 | 13 | 1 | 17 | 3 | | 2 | 17 | 27 | 27 |
| Hillsdale | 1 | 1 | 4 | 18 | 16 | 1 | 8 | | 6 | 2 | 1 | 6 | 1 | 13 | 12 |
| Houghton | | | 1 | 16 | 61 | 1 | | 1 | 23 | 1 | | 6 | 41 | 22 | 8 |
| Huron | | | 3 | 10 | 12 | | 1 | 2 | 14 | 2 | | 1 | 3 | 8 | 23 |
| *Ingham | | | | | | | | | | | | | | | |
| Ionia | | | 2 | 11 | 18 | 1 | 12 | | 7 | 1 | 2 | 1 | 2 | 4 | 27 |
| Iosco | | | 9 | 9 | 36 | 3 | 2 | | 13 | 1 | | 7 | 17 | 48 | 18 |
| Iron | | | 3 | 11 | 20 | 2 | 2 | | 6 | | | 6 | 10 | 30 | 7 |
| Isabella | | | 2 | 7 | 51 | 2 | 13 | 5 | 19 | | 2 | 7 | 30 | 4 | 44 |
| Jackson | | 4 | 89 | 178 | 198 | 6 | 63 | 15 | 91 | 2 | 10 | 29 | 13 | 129 | 150 |
| Kalamazoo | | 8 | 64 | 97 | 128 | 13 | 48 | 7 | 33 | 10 | 8 | 14 | 11 | 52 | 152 |
| Kalkaska | | | | | 13 | | | | | 1 | 1 | 3 | 2 | 1 | 15 |
| Kent | 3 | 29 | 38 | 237 | 181 | 20 | 65 | 13 | 32 | 3 | 13 | 8 | 1 | 25 | 117 |

*Incomplete

74

Annual Report

Probate Court — Juvenile Division
 DELINQUENCY CASELOAD BY TYPE OF OFFENSE
 NEW PETITIONS AUTHORIZED

| County | Homicide | Robbery | Assaults | Breaking and Entering | Larceny | Stolen Property | Auto Theft and UDAA | Forgery, including Uttering and Publishing | Vandalism, including Malicious Destruction | Weapons Violations | Sex Offenses | Controlled Substance Violations | Liquor Violations | All Other | Status Offenses |
|--------------|----------|---------|----------|-----------------------|---------|-----------------|---------------------|--|--|--------------------|--------------|---------------------------------|-------------------|-----------|-----------------|
| Keweenaw | | | | | | | | | | 1 | | | 4 | | |
| *Lake | | | | | | | | | | | | | | | |
| Lapeer | | | 13 | 35 | 62 | 9 | 13 | 6 | 27 | 4 | 5 | 33 | 3 | 112 | 76 |
| Leelanau | | | 2 | 3 | 12 | | 2 | 1 | 3 | | | 3 | 6 | 10 | 4 |
| Lenawee | | 4 | 23 | 52 | 46 | 7 | 16 | 7 | 15 | 1 | 4 | 10 | | 3 | 32 |
| *Livingston | | | | | | | | | | | | | | | |
| Luce | | | 4 | 15 | 7 | | | | 7 | | | 3 | 17 | 9 | 15 |
| Mackinac | | | | 21 | 9 | 3 | | | 7 | | | 12 | 8 | 14 | 7 |
| Macomb | 1 | 49 | 132 | 327 | 282 | 72 | 48 | 9 | 93 | 19 | 32 | 174 | 3 | 126 | 133 |
| Manistee | | | 2 | 37 | 14 | 1 | 4 | | 9 | 3 | | 5 | 1 | 30 | 14 |
| Marquette | | 1 | 8 | 44 | 44 | 9 | 23 | 3 | 14 | | | 13 | 20 | 24 | 88 |
| Mason | | | 6 | 27 | 18 | 4 | 6 | 2 | 4 | | 2 | 16 | 8 | 20 | 29 |
| *Mecosta | | | | | | | | | | | | | | | |
| Menominee | | | 1 | 11 | 5 | 1 | 1 | 1 | 5 | | | 10 | 13 | 3 | 16 |
| *Midland | | | | | | | | | | | | | | | |
| Missaukee | | | | 2 | 8 | | 1 | | 4 | | | | 1 | 6 | 4 |
| Monroe | | 4 | 19 | 77 | 51 | | 16 | 1 | 22 | 5 | 6 | 3 | | 67 | 78 |
| Montcalm | 1 | | 5 | 35 | 19 | 4 | 7 | | 8 | 6 | 2 | | 2 | 18 | 33 |
| Montmorency | | | 3 | 18 | 2 | 2 | | | 1 | | | | 4 | 3 | 4 |
| Muskegon | 2 | 6 | 17 | 146 | 90 | 22 | 19 | 1 | 14 | 2 | 1 | 3 | | 18 | 14 |
| Newaygo | | | 3 | 28 | 5 | 2 | 8 | 2 | 3 | | | | 2 | 2 | 10 |
| Oakland | 10 | 44 | 152 | 272 | 297 | 73 | 93 | 10 | 74 | 15 | 27 | 31 | 9 | 99 | 263 |
| *Oceana | | | | | | | | | | | | | | | |
| Ogemaw | | 1 | 3 | 18 | 3 | | 10 | | 6 | 2 | | 6 | 2 | | 6 |
| Ontonagon | | 1 | 6 | 26 | 30 | 3 | 3 | | 11 | 2 | | 10 | 24 | 6 | 20 |
| Osceola | | | 3 | 3 | 12 | | 13 | | 9 | 1 | | 3 | 1 | 7 | 27 |
| Oscoda | | | | 18 | | 1 | | | 2 | 2 | | 1 | | 2 | 4 |
| Otsego | | | 3 | 3 | 1 | | | | 2 | | 1 | 2 | | 5 | 15 |
| *Ottawa | | | | | | | | | | | | | | | |
| Presque Isle | | | | 12 | 1 | | | | 4 | | | | 8 | 14 | 3 |
| Roscommon | | | 4 | 33 | 18 | 7 | 8 | | 8 | 3 | | 16 | 11 | 2 | 15 |
| Saginaw | | 9 | 50 | 150 | 92 | 15 | 33 | 4 | 18 | 19 | 14 | 10 | 5 | 43 | 75 |
| St. Clair | | | 20 | 81 | 58 | 6 | 21 | 2 | 20 | | 5 | 12 | | 18 | 61 |
| St. Joseph | | | 11 | 15 | 28 | 6 | 15 | 3 | 10 | | 2 | 6 | 3 | 18 | 27 |
| Sanilac | | | 16 | 26 | 35 | 8 | 6 | | 8 | 4 | 2 | 10 | 15 | 5 | 19 |
| Schoolcraft | | | | 4 | 22 | 1 | 3 | 7 | 4 | 1 | | 4 | 23 | 36 | 18 |
| Shiawassee | | | 13 | 28 | 47 | 6 | 15 | 5 | 22 | | 3 | 6 | 25 | 9 | 38 |
| Tuscola | | 1 | 9 | 14 | 37 | 2 | 10 | 1 | 17 | | 3 | 7 | 10 | 5 | 85 |
| Van Buren | | | 25 | 98 | 62 | 9 | 19 | 6 | 16 | 3 | 4 | 19 | 26 | 62 | 114 |
| Washtenaw | | 22 | 50 | 125 | 97 | 27 | 22 | 6 | 21 | 6 | 6 | 12 | 16 | 48 | 110 |
| Wayne | 35 | 462 | 822 | 1112 | 722 | 629 | 238 | 2 | 366 | 537 | 224 | 127 | | 82 | 484 |
| *Wexford | | | | | | | | | | | | | | | |
| TOTAL | 59 | 747 | 2145 | 5037 | 4913 | 1198 | 1308 | 184 | 1623 | 749 | 461 | 908 | 666 | 2182 | 3938 |

*Incomplete

75

Probate Court — Juvenile Division

Child Neglect / Abuse Caseload

| County | New Child Neglect Petitions Authorized | Old Active Cases Under Court Supervision | Unofficial** Active Cases During Year | New Child Abuse Petitions Authorized | Number of Children | Other Neglect | Number of Children (Abuse) |
|----------------|--|--|---------------------------------------|--------------------------------------|--------------------|---------------|----------------------------|
| Alcona | 1 | 3 | 0 | 0 | 0 | 1 | 2 |
| Alger | 4 | 1 | 0 | 1 | 1 | 3 | 7 |
| Allegan | 39 | 88 | 0 | 3 | 3 | 36 | 55 |
| Alpena | 14 | 14 | 0 | 4 | 4 | 10 | 26 |
| Antrim | 22 | 13 | 0 | 8 | 8 | 14 | 15 |
| Arenac | 28 | 27 | 43 | 7 | 11 | 21 | 38 |
| Baraga | 2 | 4 | 0 | 0 | 0 | 2 | 6 |
| Barry | 12 | 0 | 0 | 10 | 10 | 2 | 2 |
| Bay | 53 | 99 | 0 | 12 | 19 | 41 | 81 |
| Benzie | 41 | 30 | 1 | 3 | 3 | 38 | 31 |
| *Berrien | | | | | | | |
| Branch | 15 | 15 | 0 | 0 | 0 | 15 | 39 |
| *Calhoun | | | | | | | |
| Cass | 51 | 54 | 0 | 2 | 2 | 49 | 49 |
| Charlevoix | 17 | 6 | 2 | 6 | 10 | 11 | 18 |
| Cheboygan | 36 | 40 | 11 | 1 | 1 | 35 | 35 |
| Chippewa | 25 | 0 | 0 | 3 | 5 | 22 | 32 |
| Clare | 18 | 59 | 0 | 1 | 1 | 17 | 19 |
| *Clinton | | | | | | | |
| Crawford | 9 | 8 | 1 | 5 | 6 | 4 | 9 |
| Delta | 28 | 41 | 0 | 0 | 0 | 28 | 28 |
| Dickinson | 29 | 0 | 0 | 2 | 2 | 27 | 34 |
| Eaton | 30 | 12 | 0 | 2 | 2 | 28 | 33 |
| Emmet | 14 | 14 | 0 | 3 | 3 | 11 | 21 |
| Genesee | 442 | 315 | 0 | 0 | 0 | 442 | 793 |
| Gladwin | 17 | 8 | 0 | 5 | 11 | 12 | 27 |
| Gogebic | 9 | 8 | 0 | 0 | 0 | 9 | 25 |
| Grand Traverse | 20 | 0 | 0 | 4 | 12 | 16 | 35 |
| Gratiot | 50 | 38 | 4 | 13 | 12 | 37 | 45 |
| Hillsdale | 15 | 9 | 4 | 1 | 6 | 14 | 28 |
| Houghton | 6 | 14 | 13 | 3 | 3 | 3 | 3 |
| Huron | 32 | 39 | 12 | 0 | 0 | 32 | 32 |
| *Ingham | | | | | | | |
| Ionia | 64 | 15 | 0 | 12 | 13 | 52 | 101 |
| Iosco | 11 | 10 | 0 | 2 | 2 | 9 | 19 |
| Iron | | | | 3 | 3 | 6 | 7 |
| Isabella | 23 | 0 | 0 | 1 | 1 | 22 | 38 |
| Jackson | 58 | 109 | 13 | 37 | 56 | 21 | 34 |
| Kalamazoo | 64 | 151 | 0 | 18 | 41 | 46 | 191 |
| Kalkaska | 11 | 0 | 7 | 0 | 0 | 11 | 11 |
| Kent | 423 | 564 | 0 | 77 | 125 | 346 | 525 |
| Keweenaw | 0 | 0 | 0 | 0 | 0 | 0 | 0 |
| *Lake | | | | | | | |
| Lapeer | 50 | 0 | 98 | 11 | 13 | 39 | 51 |
| Leelanau | 4 | 7 | 0 | 0 | 0 | 4 | 9 |
| Lenawee | 38 | 0 | 0 | 13 | 15 | 25 | 41 |
| *Livingston | | | | | | | |
| Luce | 11 | 5 | 0 | 0 | 0 | 11 | 11 |

*Incomplete

**Consent calendar cases, handled informally.

Probate Court — Juvenile Division
Child Neglect / Abuse Caseload

| County | New Child Neglect Petitions Authorized | Old Active Cases Under Court Supervision | Unofficial** Active Cases During Year | New Child Abuse Petitions Authorized | Number of Children | Other Neglect | Number of Children (Abuse) |
|--------------|--|--|---------------------------------------|--------------------------------------|--------------------|---------------|----------------------------|
| Mackinac | 24 | 10 | 0 | 2 | 4 | 22 | 32 |
| Macomb | 135 | 79 | 588 | 21 | 25 | 114 | 170 |
| Manistee | 23 | 0 | 1 | 6 | 6 | 17 | 31 |
| Marquette | 52 | 66 | 0 | 16 | 22 | 36 | 58 |
| Mason | 14 | 1 | 0 | 2 | 2 | 12 | 17 |
| *Mecosta | | | | | | | |
| Menominee | 10 | 7 | 0 | 0 | 0 | 10 | 14 |
| *Midland | | | | | | | |
| Missaukee | 10 | 16 | 1 | 5 | 5 | 5 | 7 |
| Monroe | 43 | 86 | 0 | 11 | 12 | 32 | 58 |
| Montcalm | 42 | 55 | 0 | 5 | 4 | 37 | 38 |
| Montmorency | 0 | 0 | 0 | 0 | 0 | 0 | 0 |
| Muskegon | 178 | 0 | 0 | 20 | 24 | 158 | 256 |
| Newaygo | 15 | 0 | 0 | 2 | 6 | 13 | 17 |
| Oakland | 303 | 326 | 3 | 82 | 109 | 221 | 322 |
| *Oceana | | | | | | | |
| Ogemaw | 17 | 18 | 0 | 6 | 6 | 11 | 14 |
| Ontonagon | 4 | 0 | 1 | 0 | 0 | 4 | 3 |
| Osceola | 14 | 18 | 0 | 4 | 6 | 10 | 13 |
| Oscoda | 2 | 20 | 0 | 0 | 0 | 2 | 3 |
| Otsego | 24 | 33 | 41 | 3 | 3 | 21 | 22 |
| *Ottawa | | | | | | | |
| Presque Isle | 4 | 3 | 0 | 1 | 1 | 3 | 4 |
| Roscommon | 19 | 29 | 3 | 5 | 10 | 14 | 23 |
| Saginaw | 25 | NA | 0 | 8 | 104 | 17 | 165 |
| St. Clair | 40 | 136 | 0 | 6 | 8 | 34 | 57 |
| St. Joseph | 56 | 0 | 0 | 7 | 7 | 49 | 66 |
| Sanilac | 6 | 15 | 0 | 1 | 2 | 5 | 11 |
| Schoolcraft | 4 | 5 | 0 | 0 | 0 | 4 | 7 |
| Shiawassee | 15 | 44 | 6 | 6 | 15 | 9 | 17 |
| Tuscola | 121 | 53 | 0 | 30 | 50 | 91 | 170 |
| Van Buren | 70 | 45 | 3 | 9 | 10 | 61 | 99 |
| Washtenaw | 104 | 0 | 65 | 6 | 6 | 98 | 98 |
| Wayne | 1907 | 185 | 0 | 450 | NA | 1457 | NA |
| *Wexford | | | | | | | |
| Total | 5126 | 3070 | 921 | 987 | 851 | 4139 | 4308 |

*Incomplete
 **Consent calendar cases, handled informally.

ANNUAL REPORT

PROBATE COURT JUDGES

| COUNTY | JUDGE | COUNTY | JUDGE |
|-----------------------|--|----------------------|---|
| Alcona | Paul T. Dwyer, Jr. | Clinton | ¹ Marvin E. Robertson |
| Alger and Schoolcraft | John M. Pater | Crawford | Emil L. Kraus |
| Allegan | George A. Greig | Delta | ² Robert E. Goebel, Jr. |
| Alpena | Richard E. Meden | Dickinson | M. Howard Vielmetti |
| Antrim | John W. Unger | Eaton | Robert C. Ballard |
| Arenac | Kenneth E. Ralph | Emmet and Charlevoix | John T. Murphy |
| Baraga | Garfield W. Hood | Genesee | Harold E. Resteiner Luke Quinn Thomas L. Gadola |
| Barry | Richard N. Loughrin | Gladwin and Clare | Alexander T. Strange, I |
| Bay | Paul N. Doner | Gogebic | Timothy J. Mahoney |
| Benzie | Kris A. Van Thielen | Grand Traverse | Kenneth G. Mackness |
| Berrien | Ronald H. Lange Donald J. Dick | Gratiot | James A. Harmony |
| Branch | Edward R. DeVito | Hillsdale | ³ Albert J. Neukom |
| Calhoun | Wendell L. Schoder John M. Brundage | Houghton | Reino S. Koivunen |
| Cass | Michael E. Dodge | Huron | Neil R. MacCallum |
| Charlevoix and Emmet | John T. Murphy | Ingham | Robert L. Drake Donald S. Owens |
| Cheboygan | John H. Butts | Ionia | ⁴ Lawrence P. McKaig |
| Chippewa | Jack Church | Iosco | William H. McCready |
| Clare and Gladwin | Alexander T. Strange, II | Iron | Steve J. Polich |

¹Marvin E. Robertson succeeded Timothy M. Green
²Robert E. Goebel, Jr. succeeded James R. Fitzharris
³Albert J. Neukom succeeded Harvey Moes
⁴Lawrence P. McKaig succeeded James L. Banks

COURT OF CLAIMS
 JUDGE ASSIGNMENTS
 FINANCIAL INFORMATION
 LEGISLATIVE REPORT
 DISTRICT COURT

ANNUAL REPORT

| COUNTY | JUDGE |
|------------------------|--|
| Isabella | David E. Burrows |
| Jackson | Kevin J. Daly Frederick O. Sill |
| Kalamazoo | Donald A. Burge James S. Casey |
| Kalkaska | Odell B. Carlisle |
| Kent | A. Dale Stoppels John P. Stekete Randall J. Hekman ¹ Donald J. DeYoung |
| Keweenaw | James G. Jaaskelainen |
| Lake | ² Leon E. Kowalski, Jr. |
| Lapeer | George D. Lutz |
| Leelanau | Betty Ann Weaver |
| Lenawee | C. Ralph Kohn |
| Livingston | Donald E. Rink |
| Luce | Francis B. Criqui |
| Mackinac | George J. Theut |
| Macomb | Lawrence P. Zatkoff James F. Nowicki Robert E. Spier |
| Manistee | John R. DeVries |
| Marquette | Michael Anderegg |
| Mason | Francis K. Bourisseau |
| Mecosta and Osceola | George A. Worcester |

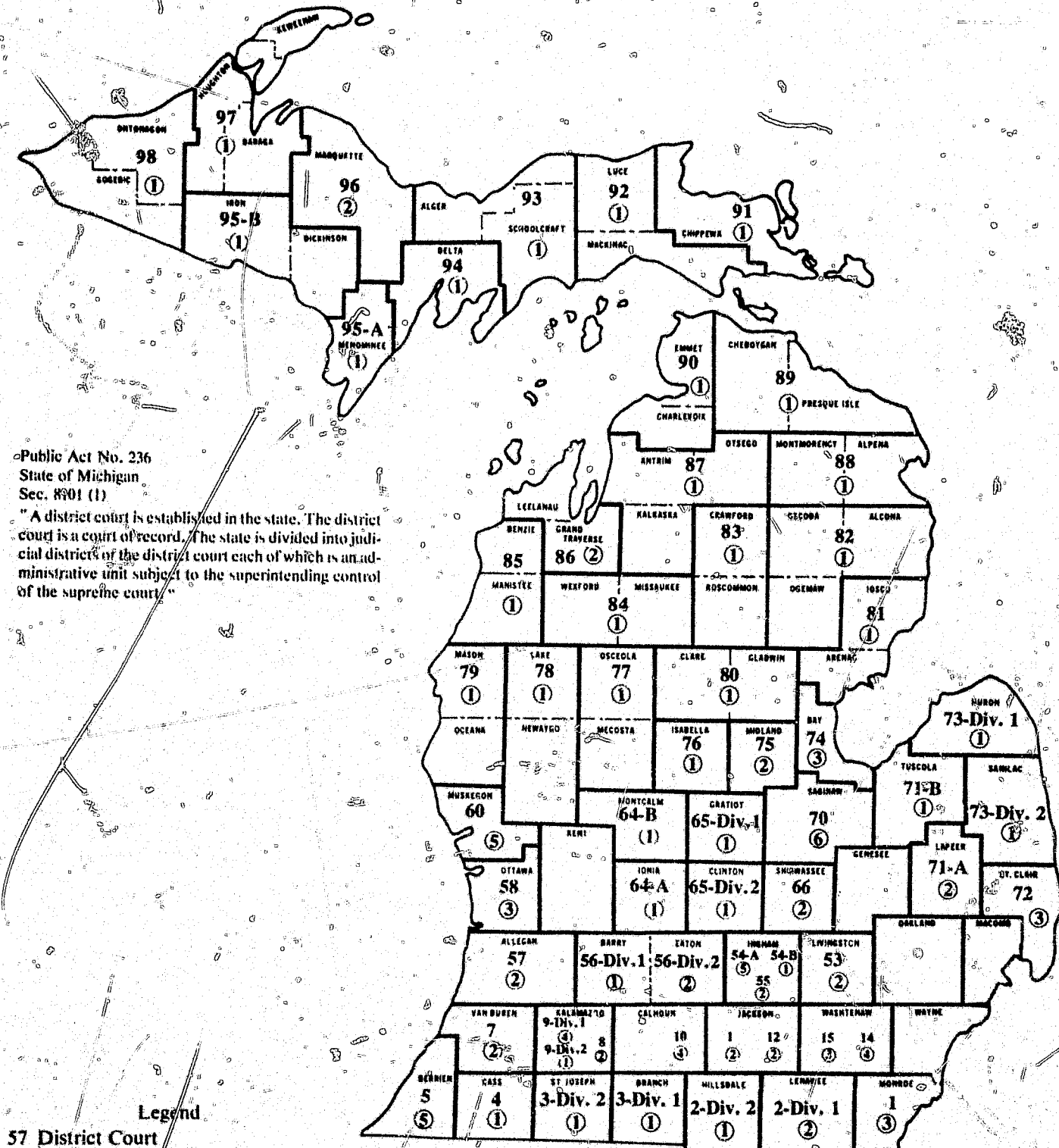
¹Donald J. DeYoung succeeded John P. Milanowski
²Leon E. Kowalski, Jr. succeeded Richard I. Cooper
³Craig A. Rolfs succeeded Wilfred J. Hupy

ANNUAL REPORT

| COUNTY | JUDGE |
|--------------------------|--|
| St. Clair | ¹ R. Gerald Barr Robert R. Spillard |
| St. Joseph | John E. Morley |
| Sanilac | George E. Benko |
| Schoolcraft and Alger | John M. Pater |
| Shiawassee | Joseph S. Linden |
| Tuscola | W. Wallace Kent, Jr. |
| Van Buren | Frank D. Willis |
| Washtenaw | ² Rodney E. Hutchinson ¹ Loren W. Campbell |
| Wayne | Ira G. Kaufman Joseph J. Pernick Frank S. Szymanski Willis F. Ward James E. Lacey Y. Gladys Barsamian ³ Thomas A. Maher Anthony J. Szymanski |
| Wexford | Walter F. Ransom |

¹Robert R. Spillard elected to new Judgeship
²Loren W. Campbell succeeded Francis L. O'Brien
³Anthony J. Szymanski succeeded Ernest C. Boehm

DISTRICT COURT



Public Act No. 236
 State of Michigan
 Sec. 901 (1)
 "A district court is established in the state. The district court is a court of record. The state is divided into judicial districts of the district court each of which is an administrative unit subject to the superintending control of the supreme court."

Legend

57 District Court
 ① Number District Court Judgeships

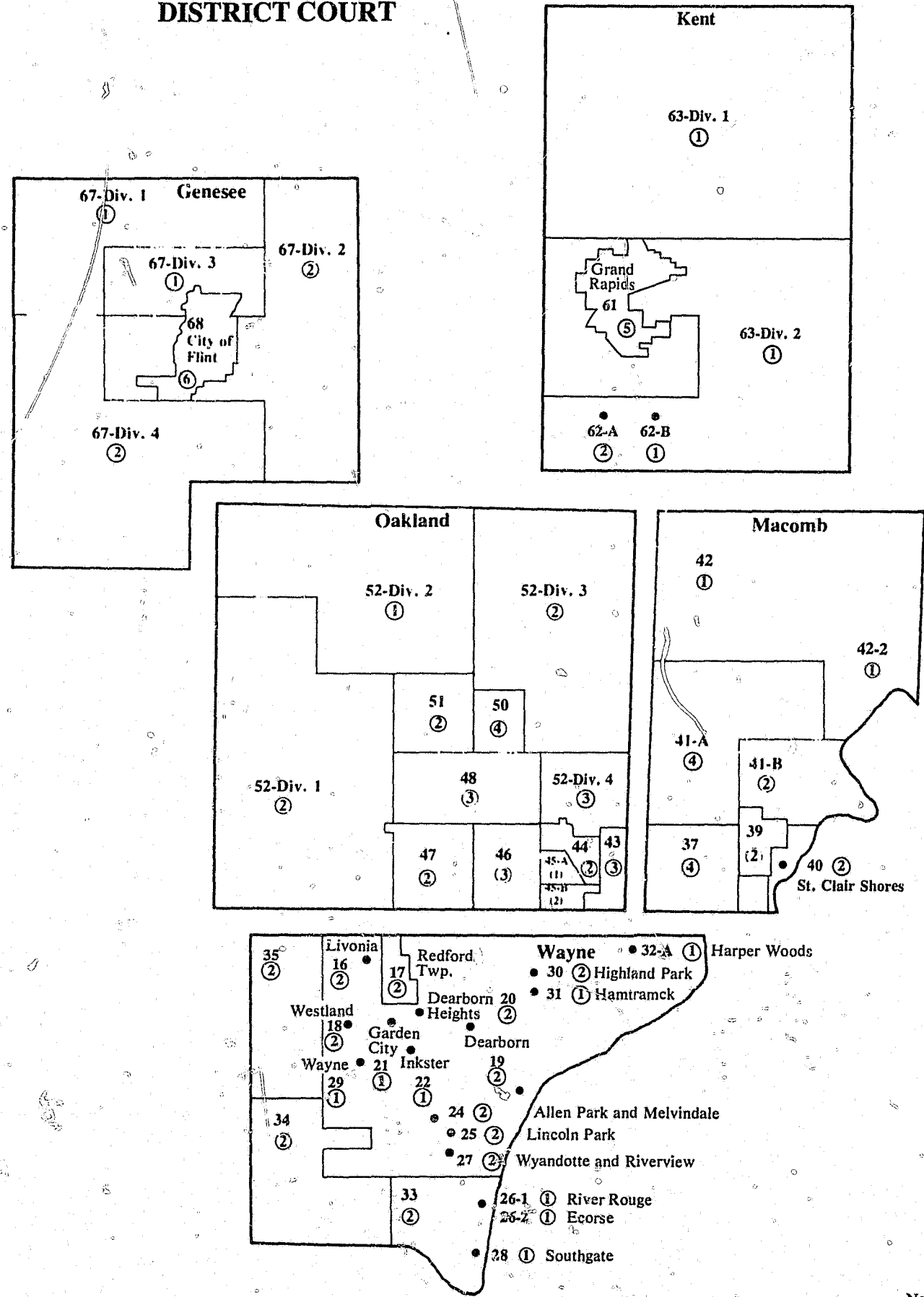
| Number of District Courts | Judgeships |
|---------------------------|------------|
| 97 | 212 |

SHADED COUNTIES ARE SHOWN IN DETAIL ON REVERSE SIDE.

November, 1979

Preceding page blank

DISTRICT COURT



DISTRICT COURT BRIEFS

- 2,181,973 cases were reported filed, statewide (5 courts not reporting); 2,527,728 dispositions were reported. 625,603 of the dispositions were dismissals for no progress, non-appearance on bench warrants, cases in which service was not made, and other judicial dispositions, such as default judgments and settlements before trial, pleas taken under advisement, or sentencing of defendants delayed.
- 11,331 preliminary examinations were conducted; 11,724 exams waived.
- Magistrates disposed of 334,365 matters; traffic bureaus handled 951,578.
- 4,334 trials by jury were conducted, 2,003 of those in traffic cases, 77,192 trials conducted without jury, 35,454 of those in traffic cases.
- 751,565 cases were pending in District Court at the end of the year.

SUPPLEMENTS CONTAINING DETAILED STATISTICS OF INDIVIDUAL DISTRICT COURTS ARE AVAILABLE. CONTACT THE INFORMATION SERVICES DEPARTMENT, STATE COURT ADMINISTRATIVE OFFICE, BOX 30048, LANSING, MICH. 48848

REPORT OF DISTRICT COURT CASELOAD

STATEWIDE SUMMARY

| | CRIMINAL | | | | | | CIVIL | | TOTAL | |
|---|---------------|-----------|--------|-----------|--------------|--------|--------------|---------------|-------|---------|
| | STATE OFFENSE | | | ORDINANCE | | | SMALL CLAIMS | SUMMARY PROC. | TOTAL | |
| | STATE | NON-STATE | AND | TRAF-FIC | NON-TRAF-FIC | CIVIL | | | | |
| | L | I | N | E | FIC | FIC | | | | |
| PENDING CASES AT THE BEGINNING OF THE YEAR..... | 10 | 10224 | 7791 | 19129 | 18819 | 8686 | 660 | 98 | 18 | 65425 |
| INACTIVE BENCH WARRANTS..... | 20 | 62251 | 21687 | 111996 | 76025 | 13751 | 18442 | 4575 | 2587 | 311314 |
| INACTIVE: NON-SERVICE..... | 30 | 22475 | 29478 | 131125 | 94844 | 22437 | 19102 | 4673 | 2605 | 376739 |
| TOTAL (ADD LINES 10 AND 20)..... | 40 | 53518 | 19366 | 54394 | 75768 | 19859 | 25515 | 6106 | 4426 | 258952 |
| NEW CASES FILED THIS YEAR..... | 50 | 631828 | 748382 | 298557 | 801429 | 81106 | 109798 | 53965 | 56908 | 2181973 |
| SUBTOTAL ACTIVE..... | 60 | 685346 | 167748 | 352951 | 877197 | 100965 | 135313 | 60071 | 61334 | 2440925 |
| RE-OPENED CASES..... | | | | | | | | | | |
| REMANDS FROM HIGHER COURTS..... | 70 | 111 | 1118 | 0 | 16 | 18 | 78 | 0 | 4 | 2054 |
| PROBATION VIOLATIONS..... | 80 | 1030 | 1532 | 1 | 758 | 666 | 0 | 0 | 0 | 3987 |
| MISTRIALS..... | 85 | 10 | 25 | 0 | 4 | 9 | 12 | 1 | 1 | 62 |
| APPEARANCE AFTER BENCH WARRANT ISSUED..... | 90 | 8256 | 5610 | 8798 | 14258 | 5226 | 230 | 42 | 3 | 42423 |
| SERVICE MADE/ARRAIGNMENT..... | 95 | 62375 | 31618 | 57661 | 87464 | 13942 | 58120 | 23684 | 17874 | 350738 |
| OTHER..... | 100 | 6495 | 5272 | 1607 | 4396 | 1437 | 8262 | 3068 | 1973 | 32510 |
| SUBTOTAL (ADD LINES 70 THROUGH 100)..... | 110 | 78277 | 45175 | 68067 | 106896 | 19298 | 67411 | 26795 | 19855 | 431774 |
| TOTAL ACTIVE CASELOAD THIS YEAR (ADD LINES 60 AND 110)..... | 120 | 763623 | 212923 | 421018 | 984093 | 120263 | 202724 | 86866 | 81189 | 2872699 |
| JUDICIAL DISPOSITIONS..... | | | | | | | | | | |
| GUILTY PLEAS..... | 130 | 90244 | 44965 | 21708 | 123967 | 34147 | 0 | 0 | 0 | 315031 |
| TRIALS WITHOUT JURY..... | 140 | 9302 | 4654 | 1622 | 26150 | 6588 | 5529 | 10218 | 13129 | 77192 |
| TRIALS BY JURY..... | 150 | 1135 | 1025 | 7 | 868 | 508 | 663 | 0 | 128 | 4334 |
| DISMISSALS..... | 160 | 29108 | 21969 | 26110 | 50078 | 16826 | 23948 | 14443 | 14088 | 196570 |
| PELIMINARY EXAMS WAIVED..... | 170 | 563 | 11161 | 0 | 0 | 0 | 0 | 0 | 0 | 11724 |
| PELIMINARY EXAMS CONDUCTED..... | 175 | 231 | 11099 | 0 | 0 | 1 | 0 | 0 | 0 | 11331 |
| BENCH WARRANTS..... | 180 | 9513 | 6455 | 3222 | 16720 | 6144 | 324 | 42 | 2 | 42422 |
| NO PROGRESS..... | 185 | 0 | 0 | 0 | 0 | 0 | 7408 | 2516 | 1451 | 11375 |
| OTHER JUDICIAL DISPOSITIONS..... | 190 | 16815 | 10338 | 20347 | 19090 | 4766 | 67399 | 24657 | 27800 | 191212 |
| SUBTOTAL (ADD LINES 130 THROUGH 190)..... | 200 | 156911 | 111668 | 73016 | 236873 | 68980 | 105271 | 51876 | 56598 | 861191 |
| OTHER DISPOSITIONS..... | | | | | | | | | | |
| MAGISTRATES..... | 210 | 190970 | 36004 | 20821 | 81414 | 5156 | 0 | 0 | 0 | 334365 |
| TRAFFIC BUREAU..... | 220 | 275724 | 8468 | 173733 | 483690 | 9963 | 0 | 0 | 0 | 951578 |
| NON-SERVICE..... | 230 | 67067 | 32896 | 64351 | 95477 | 13794 | 63305 | 25677 | 18027 | 380594 |
| SUBTOTAL (ADD LINES 210 THROUGH 230)..... | 240 | 533761 | 77368 | 258905 | 660581 | 28913 | 63305 | 25677 | 18027 | 1666537 |
| TOTAL DISPOSITIONS (ADD LINES 200 AND 240)..... | 250 | 690672 | 189034 | 331921 | 897454 | 97893 | 168576 | 77553 | 74625 | 2527728 |
| PENDING CASES AT THE END OF YEAR..... | | | | | | | | | | |
| INACTIVE BENCH WARRANTS (LINES 10 - 90 + 180)..... | 260 | 11481 | 8636 | 13553 | 21281 | 9604 | 754 | 98 | 17 | 65424 |
| INACTIVE NON-SERVICE (LINES 20 - 95 + 230)..... | 270 | 66943 | 22965 | 118686 | 84038 | 15603 | 23627 | 6568 | 2740 | 341170 |
| ACTIVE PENDING (SUBTRACT LINE 250 FROM LINE 120)..... | 280 | 72951 | 23889 | 89097 | 86639 | 22370 | 34148 | 9313 | 6564 | 344971 |
| TOTAL CASES PENDING AT END OF YEAR (LINES 260+270+280)..... | 290 | 151375 | 55490 | 221336 | 191958 | 47577 | 58529 | 15979 | 9321 | 751565 |
| CIVIL CASES PENDING OVER 1 YEAR..... | 300 | 0 | 0 | 0 | 0 | 0 | 12353 | 2221 | 1226 | 15800 |

NOTE: The following courts are not included in this summary because they have not reported: #16 (Livonia); #26 - Div. 2 (Ecorse); #56 - Div. 1 (Barry County); #62B (Kentwood); #78 - Div. 2 (Newaygo County).

COMMON PLEAS COURT

| Line No. | STATE OFFENSE | | CRIMINAL | ORDINANCE | | CIVIL | | | Total |
|--|---------------|-------------|-----------------------------|-----------|-------------|--------|--------------|---------------------|--------|
| | Traffic | Non-Traffic | State and Ordinance Parking | Traffic | Non-Traffic | Civil | Small Claims | Summary Proceedings | |
| PENDING CASES BEGINNING OF YEAR | | | | | | | | | |
| 10 | | | | | | 1295 | 66 | 447 | 1808 |
| 20 | | | | | | 1295 | 66 | 447 | 1808 |
| 30 | | | | | | 17282 | 427 | 1857 | 19566 |
| 40 | | | | | | 50637 | 1526 | 34864 | 87027 |
| 50 | | | | | | 67919 | 1953 | 36721 | 106593 |
| 60 | | | | | | | | | |
| RE-OPENED CASES | | | | | | | | | |
| 70 | | | | | | | | | |
| 80 | | | | | | | | | |
| 85 | | | | | | | | 3 | 6 |
| 90 | | | | | | | | | |
| 95 | | | | | | 30064 | 537 | 5447 | 36048 |
| 100 | | | | | | 3053 | 78 | 651 | 3782 |
| 110 | | | | | | 33120 | 615 | 6101 | 39836 |
| 120 | | | | | | 101039 | 2568 | 42822 | 146429 |
| JUDICIAL DISPOSITIONS | | | | | | | | | |
| 130 | | | | | | | | | |
| 140 | | | | | | 1356 | 251 | 5512 | 7119 |
| 150 | | | | | | 173 | | 602 | 175 |
| 160 | | | | | | 6550 | 445 | 8211 | 15206 |
| 170 | | | | | | | | | |
| 175 | | | | | | | | | |
| 180 | | | | | | | | | |
| 185 | | | | | | | | | |
| 190 | | | | | | 41765 | 932 | 19185 | 61882 |
| 200 | | | | | | 49844 | 1628 | 33510 | 84982 |
| OTHER DISPOSITIONS | | | | | | | | | |
| 210 | | | | | | | | | |
| 220 | | | | | | | | | |
| 230 | | | | | | 35777 | 619 | 5480 | 41876 |
| 240 | | | | | | 35777 | 619 | 5480 | 41876 |
| 250 | | | | | | 85621 | 2247 | 38990 | 126858 |
| PENDING CASES AT END OF YEAR | | | | | | | | | |
| 260 | | | | | | | | | |
| 270 | | | | | | 7008 | 148 | 480 | 7636 |
| 280 | | | | | | 15418 | 321 | 3832 | 19571 |
| 290 | | | | | | 22426 | 469 | 4312 | 27207 |
| 300 | | | | | | 2256 | | | 2256 |

REPORT OF MUNICIPAL CASELOAD

MUNICIPAL

STATEWIDE SUMMARY

| ***** | | | | | | | | | |
|---|---------------------|-----------|---------------|-----------|-----------|---------------|------------|-----------|-------|
| | * C R I M I N A L * | | | | | * C I V I L * | | | * T * |
| | ***** | | | | | ***** | | | ***** |
| | * STATE OFFENSE * | * STATE * | * ORDINANCE * | | | | | * SUM- * | * T * |
| L | ***** | | | | | | | * MARY * | * A * |
| I | * NON * | * AND * | * NON * | | | | * SMALL * | * PROC. * | * L * |
| N | * TRAF- * | * TRAF- * | * PARK- * | * TRAF- * | * TRAF- * | * CIVIL * | * CLAIMS * | | * S * |
| E | * FIC * | * FIC * | * ING * | * FIC * | * FIC * | | | | * * * |
| ***** | | | | | | | | | |
| PENDING CASES AT THE BEGINNING OF THE YEAR..... | | | | | | | | | |
| INACTIVE: BENCH WARRANTS..... | 10 | 54 | 145 | 38 | 796 | 327 | 0 | 0 | 1360 |
| INACTIVE: NON-SERVICE..... | 20 | 111 | 277 | 0 | 3035 | 485 | 165 | 0 | 4076 |
| TOTAL (ADD LINES 10 AND 20)..... | 30 | 165 | 422 | 38 | 3831 | 812 | 165 | 0 | 5436 |
| ACTIVE PENDING..... | 40 | 12 | 79 | 2211 | 2940 | 581 | 1968 | 0 | 7916 |
| NEW CASES FILED THIS YEAR..... | 50 | 1975 | 888 | 7358 | 23837 | 3903 | 1585 | 10 | 40815 |
| SUBTOTAL ACTIVE..... | 60 | 1987 | 967 | 9569 | 26777 | 4484 | 3553 | 10 | 48731 |
| RE-OPENED CASES..... | | | | | | | | | |
| REMANDS FROM HIGHER COURTS..... | 70 | 1 | 20 | 0 | 0 | 0 | 0 | 0 | 22 |
| PROBATION VIOLATIONS..... | 80 | 19 | 26 | 0 | 104 | 79 | 4 | 0 | 232 |
| MISTRIALS..... | 85 | 0 | 0 | 0 | 3 | 0 | 0 | 0 | 3 |
| APPEARANCE AFTER BENCH WARRANT ISSUED..... | 90 | 23 | 47 | 2 | 436 | 111 | 1 | 0 | 620 |
| SERVICE MADE/ARRAIGNMENT..... | 95 | 31 | 182 | 0 | 1075 | 305 | 608 | 0 | 2203 |
| OTHER..... | 100 | 8 | 37 | 0 | 362 | 434 | 8 | 0 | 850 |
| SUBTOTAL (ADD LINES 70 THROUGH 100)..... | 110 | 82 | 312 | 2 | 1980 | 929 | 621 | 0 | 3930 |
| TOTAL ACTIVE CASELOAD THIS YEAR (ADD LINES 60 AND 110)..... | 120 | 2069 | 1279 | 9571 | 28757 | 5413 | 4174 | 10 | 52661 |
| JUDICIAL DISPOSITIONS..... | | | | | | | | | |
| GUILTY PLEAS..... | 130 | 446 | 209 | 113 | 4268 | 1290 | 0 | 0 | 6326 |
| TRIALS WITHOUT JURY..... | 140 | 98 | 39 | 97 | 953 | 317 | 96 | 2 | 1660 |
| TRIALS BY JURY..... | 150 | 1 | 2 | 0 | 10 | 10 | 2 | 0 | 25 |
| DISMISSALS..... | 160 | 85 | 163 | 193 | 1439 | 923 | 421 | 1 | 3328 |
| PELIMINARY EXAMS WAIVED..... | 170 | 6 | 215 | 0 | 0 | 0 | 0 | 0 | 221 |
| PELIMINARY EXAMS CONDUCTED..... | 175 | 13 | 209 | 0 | 0 | 0 | 0 | 0 | 222 |
| BENCH WARRANTS..... | 180 | 57 | 64 | 5 | 353 | 189 | 1 | 0 | 669 |
| NO PROGRESS..... | 185 | 0 | 0 | 0 | 0 | 0 | 285 | 0 | 285 |
| OTHER JUDICIAL DISPOSITIONS..... | 190 | 30 | 94 | 148 | 496 | 399 | 980 | 7 | 3284 |
| SUBTOTAL (ADD LINES 130 THROUGH 190)..... | 200 | 736 | 995 | 556 | 7519 | 3128 | 1785 | 10 | 16020 |
| OTHER DISPOSITIONS..... | | | | | | | | | |
| MAGISTRATES..... | 210 | 0 | 0 | 0 | 0 | 0 | 0 | 0 | 0 |
| TRAFFIC BUREAU..... | 220 | 833 | 31 | 4990 | 17001 | 1125 | 0 | 0 | 23980 |
| NON-SERVICE..... | 230 | 219 | 147 | 33 | 1910 | 490 | 593 | 0 | 3394 |
| SUBTOTAL (ADD LINES 210 THROUGH 230)..... | 240 | 1052 | 178 | 5023 | 18911 | 1615 | 593 | 0 | 27374 |
| TOTAL DISPOSITIONS (ADD LINES 200 AND 240)..... | 250 | 1788 | 1173 | 5579 | 26430 | 4743 | 2378 | 10 | 43394 |
| PENDING CASES AT THE END OF YEAR..... | | | | | | | | | |
| INACTIVE: BENCH WARRANTS (LINES 10 - 90 + 180)..... | 260 | 88 | 162 | 41 | 713 | 405 | 0 | 0 | 1409 |
| INACTIVE: NON-SERVICE (LINES 20 - 95 + 230)..... | 270 | 299 | 242 | 33 | 3870 | 670 | 150 | 0 | 5267 |
| ACTIVE PENDING (SUBTRACT LINE 250 FROM LINE 120)..... | 280 | 281 | 106 | 3992 | 2327 | 670 | 1796 | 0 | 9267 |
| TOTAL CASES PENDING AT END OF YEAR (LINES 260+270+280)..... | 290 | 668 | 510 | 4066 | 6910 | 1745 | 1946 | 0 | 15943 |
| CIVIL CASES PENDING OVER 1 YEAR..... | 300 | 0 | 0 | 0 | 0 | 0 | 532 | 0 | 532 |

84

REPORT OF MUNICIPAL CASELOAD

REGION 1

CITY OF GROSSE POINTE

```

*****
*              C R I M I N A L              *              C I V I L              *
* STATE OFFENSE * STATE * ORDINANCE *          *          *          *
* L ***** ORD. *****          *          *          *          *
I * TRAF- * NON * AND *          * TRAF- * TRAF- * CIVIL * SMALL * MARY *
E * FIC * FIC * ING *          * FIC * FIC *          * CLAIMS* PROC. *
*****

```

| PENDING CASES AT THE BEGINNING OF THE YEAR..... | | | | | | | | | | |
|---|-----|---|---|---|---|---|---|---|---|---|
| INACTIVE: BENCH WARRANTS..... | 10 | 0 | 0 | 0 | 0 | 0 | 0 | 0 | 0 | 0 |
| INACTIVE: NON-SERVICE..... | 20 | 0 | 0 | 0 | 0 | 0 | 0 | 0 | 0 | 0 |
| TOTAL (ADD LINES 10 AND 20)..... | 30 | 0 | 0 | 0 | 0 | 0 | 0 | 0 | 0 | 0 |
| ACTIVE PENDING..... | 40 | 0 | 0 | 0 | 0 | 0 | 0 | 0 | 0 | 0 |
| NEW CASES FILED THIS YEAR..... | 50 | 0 | 0 | 0 | 0 | 0 | 0 | 0 | 0 | 0 |
| SUBTOTAL ACTIVE..... | 60 | 0 | 0 | 0 | 0 | 0 | 0 | 0 | 0 | 0 |
| RE-OPENED CASES..... | | | | | | | | | | |
| REMANDS FROM HIGHER COURTS..... | 70 | 0 | 0 | 0 | 0 | 0 | 0 | 0 | 0 | 0 |
| PROBATION VIOLATIONS..... | 80 | 0 | 0 | 0 | 0 | 0 | 0 | 0 | 0 | 0 |
| MISTRIALS..... | 85 | 0 | 0 | 0 | 0 | 0 | 0 | 0 | 0 | 0 |
| APPEARANCE AFTER BENCH WARRANT ISSUED..... | 90 | 0 | 0 | 0 | 0 | 0 | 0 | 0 | 0 | 0 |
| SERVICE MADE/ARRAIGNMENT..... | 95 | 0 | 0 | 0 | 0 | 0 | 0 | 0 | 0 | 0 |
| OTHER..... | 100 | 0 | 0 | 0 | 0 | 0 | 0 | 0 | 0 | 0 |
| SUBTOTAL (ADD LINES 70 THROUGH 100)..... | 110 | 0 | 0 | 0 | 0 | 0 | 0 | 0 | 0 | 0 |
| TOTAL ACTIVE CASELOAD THIS YEAR (ADD LINES 60 AND 110)..... | 120 | 0 | 0 | 0 | 0 | 0 | 0 | 0 | 0 | 0 |
| 41:ICIAL DISPOSITIONS..... | | | | | | | | | | |
| GUILTY PLEAS..... | 130 | 0 | 0 | 0 | 0 | 0 | 0 | 0 | 0 | 0 |
| TRIALS WITHOUT JURY..... | 140 | 0 | 0 | 0 | 0 | 0 | 0 | 0 | 0 | 0 |
| TRIALS BY JURY..... | 150 | 0 | 0 | 0 | 0 | 0 | 0 | 0 | 0 | 0 |
| DISMISSALS..... | 160 | 0 | 0 | 0 | 0 | 0 | 0 | 0 | 0 | 0 |
| PELIMINARY EXAMS WAIVED..... | 170 | 0 | 0 | 0 | 0 | 0 | 0 | 0 | 0 | 0 |
| PELIMINARY EXAMS CONDUCTED..... | 175 | 0 | 0 | 0 | 0 | 0 | 0 | 0 | 0 | 0 |
| BENCH WARRANTS..... | 180 | 0 | 0 | 0 | 0 | 0 | 0 | 0 | 0 | 0 |
| NO PROGRESS..... | 185 | 0 | 0 | 0 | 0 | 0 | 0 | 0 | 0 | 0 |
| OTHER JUDICIAL DISPOSITIONS..... | 190 | 0 | 0 | 0 | 0 | 0 | 0 | 0 | 0 | 0 |
| SUBTOTAL (ADD LINES 130 THROUGH 190)..... | 200 | 0 | 0 | 0 | 0 | 0 | 0 | 0 | 0 | 0 |
| OTHER DISPOSITIONS..... | | | | | | | | | | |
| MAGISTRATES..... | 210 | 0 | 0 | 0 | 0 | 0 | 0 | 0 | 0 | 0 |
| TRAFFIC BUREAU..... | 220 | 0 | 0 | 0 | 0 | 0 | 0 | 0 | 0 | 0 |
| NON-SERVICE..... | 230 | 0 | 0 | 0 | 0 | 0 | 0 | 0 | 0 | 0 |
| SUBTOTAL (ADD LINES 210 THROUGH 230)..... | 240 | 0 | 0 | 0 | 0 | 0 | 0 | 0 | 0 | 0 |
| TOTAL DISPOSITIONS (ADD LINES 200 AND 240)..... | 250 | 0 | 0 | 0 | 0 | 0 | 0 | 0 | 0 | 0 |
| PENDING CASES AT THE END OF YEAR..... | | | | | | | | | | |
| INACTIVE: BENCH WARRANTS (LINES 10 - 90 + 180)..... | 260 | 0 | 0 | 0 | 0 | 0 | 0 | 0 | 0 | 0 |
| INACTIVE: NON-SERVICE (LINES 20 - 95 + 230)..... | 270 | 0 | 0 | 0 | 0 | 0 | 0 | 0 | 0 | 0 |
| ACTIVE PENDING (SUBTRACT LINE 250 FROM LINE 120)..... | 280 | 0 | 0 | 0 | 0 | 0 | 0 | 0 | 0 | 0 |
| TOTAL CASES PENDING AT END OF YEAR(LINES 260+270+280)..... | 290 | 0 | 0 | 0 | 0 | 0 | 0 | 0 | 0 | 0 |
| CIVIL CASES PENDING OVER 1 YEAR..... | 300 | 0 | 0 | 0 | 0 | 0 | 0 | 0 | 0 | 0 |

JUDICIAL TENURE COMMISSION

LEGISLATIVE REPORT

FINANCIAL INFORMATION

JUDGE ASSIGNMENTS

COURT OF CLAIMS

REPORT OF MUNICIPAL CASELOAD

REGION 1

CITY OF GROSSE POINTE FARMS

| ***** | | | | | | | | | | |
|--|-----|---|----|---|------|-----|----|---|---|------|
| * CRIMINAL * CIVIL * T * | | | | | | | | | | |
| ***** | | | | | | | | | | |
| * STATE OFFENSE * STATE * ORDINANCE * * * * * T * | | | | | | | | | | |
| L ***** ORD. ***** * * SUM- * A * | | | | | | | | | | |
| I * * NON * AND * NON * * SMALL * MARY * L * | | | | | | | | | | |
| N * TRAF- * TRAF- * PARK- * TRAF- * TRAF- * CIVIL * CLAIMS * PROC. * S * | | | | | | | | | | |
| E * FIC * FIC * ING * FIC * FIC * * * * * * * * * * | | | | | | | | | | |
| ***** | | | | | | | | | | |
| PENDING CASES AT THE BEGINNING OF THE YEAR..... | | | | | | | | | | |
| INACTIVE: BENCH WARRANTS..... | 10 | 0 | 0 | 0 | 133 | 9 | 0 | 0 | 0 | 142 |
| INACTIVE: NON-SERVICE..... | 20 | 0 | 0 | 0 | 20 | 0 | 0 | 0 | 0 | 20 |
| TOTAL (ADD LINES 10 AND 20)..... | 30 | 0 | 0 | 0 | 153 | 9 | 0 | 0 | 0 | 162 |
| ACTIVE PENDING..... | 40 | 0 | 0 | 0 | 387 | 18 | 15 | 0 | 0 | 420 |
| NEW CASES FILED THIS YEAR..... | 50 | 9 | 16 | 0 | 2158 | 635 | 36 | 3 | 4 | 2861 |
| SUBTOTAL ACTIVE..... | 60 | 9 | 16 | 0 | 2545 | 653 | 51 | 3 | 4 | 3281 |
| RE-OPENED CASES..... | | | | | | | | | | |
| REMANDS FROM HIGHER COURTS..... | 70 | 0 | 0 | 0 | 0 | 0 | 0 | 0 | 0 | 0 |
| PROBATION VIOLATIONS..... | 80 | 0 | 0 | 0 | 9 | 1 | 0 | 0 | 0 | 10 |
| MISTRIALS..... | 85 | 0 | 0 | 0 | 3 | 0 | 0 | 0 | 0 | 3 |
| APPEARANCE AFTER BENCH WARRANT ISSUED..... | 90 | 0 | 0 | 0 | 85 | 5 | 0 | 0 | 0 | 90 |
| SERVICE MADE/ARRAIGNMENT..... | 95 | 0 | 0 | 0 | 0 | 0 | 0 | 0 | 0 | 0 |
| OTHER..... | 100 | 0 | 0 | 0 | 5 | 0 | 0 | 0 | 0 | 5 |
| SUBTOTAL (ADD LINES 70 THROUGH 100)..... | 110 | 0 | 0 | 0 | 102 | 6 | 0 | 0 | 0 | 108 |
| TOTAL ACTIVE CASELOAD THIS YEAR (ADD LINES 60 AND 110)..... | 120 | 9 | 16 | 0 | 2647 | 659 | 51 | 3 | 4 | 3389 |
| JUDICIAL DISPOSITIONS..... | | | | | | | | | | |
| GUILTY PLEAS..... | 130 | 2 | 0 | 0 | 697 | 105 | 0 | 0 | 0 | 804 |
| TRIALS WITHOUT JURY..... | 140 | 0 | 0 | 0 | 133 | 40 | 3 | 1 | 1 | 178 |
| TRIALS BY JURY..... | 150 | 0 | 0 | 0 | 0 | 1 | 0 | 0 | 0 | 1 |
| DISMISSALS..... | 160 | 1 | 0 | 0 | 64 | 9 | 0 | 0 | 0 | 74 |
| PELIMINARY EXAMS WAIVED..... | 170 | 0 | 4 | 0 | 0 | 0 | 0 | 0 | 0 | 4 |
| PELIMINARY EXAMS CONDUCTED..... | 175 | 2 | 9 | 0 | 0 | 0 | 0 | 0 | 0 | 11 |
| BENCH WARRANTS..... | 180 | 0 | 0 | 0 | 15 | 3 | 0 | 0 | 0 | 18 |
| NO PROGRESS..... | 185 | 0 | 0 | 0 | 0 | 0 | 1 | 0 | 0 | 1 |
| OTHER JUDICIAL DISPOSITIONS..... | 190 | 0 | 3 | 0 | 61 | 11 | 35 | 2 | 3 | 115 |
| SUBTOTAL (ADD LINES 130 THROUGH 190)..... | 200 | 5 | 16 | 0 | 970 | 169 | 39 | 3 | 4 | 1206 |
| OTHER DISPOSITIONS..... | | | | | | | | | | |
| MAGISTRATES..... | 210 | 0 | 0 | 0 | 0 | 0 | 0 | 0 | 0 | 0 |
| TRAFFIC BUREAU..... | 220 | 4 | 0 | 0 | 1482 | 486 | 0 | 0 | 0 | 1972 |
| NON-SERVICE..... | 230 | 0 | 0 | 0 | 0 | 0 | 0 | 0 | 0 | 0 |
| SUBTOTAL (ADD LINES 210 THROUGH 230)..... | 240 | 4 | 0 | 0 | 1482 | 486 | 0 | 0 | 0 | 1972 |
| TOTAL DISPOSITIONS (ADD LINES 200 AND 240)..... | 250 | 9 | 16 | 0 | 2452 | 655 | 39 | 3 | 4 | 3178 |
| PENDING CASES AT THE END OF YEAR..... | | | | | | | | | | |
| INACTIVE: BENCH WARRANTS (LINES 10 - 90 + 180)..... | 260 | 0 | 0 | 0 | 63 | 7 | 0 | 0 | 0 | 70 |
| INACTIVE: NON-SERVICE (LINES 20 - 95 + 230)..... | 270 | 0 | 0 | 0 | 20 | 0 | 0 | 0 | 0 | 20 |
| ACTIVE PENDING (SUBTRACT LINE 250 FROM LINE 120)..... | 280 | 0 | 0 | 0 | 195 | 4 | 12 | 0 | 0 | 211 |
| TOTAL CASES PENDING AT END OF YEAR(LINES 260+270+280)..... | 290 | 0 | 0 | 0 | 278 | 11 | 12 | 0 | 0 | 301 |
| CIVIL CASES PENDING OVER 1 YEAR..... | 300 | 0 | 0 | 0 | 0 | 0 | 0 | 0 | 0 | 0 |

98

REPORT OF MUNICIPAL CASELOAD

REGION 1

CITY OF GROSSE POINTE PARK

| ***** | | | | | | | | | | |
|---|-------|-------|-------|-------|-------|-------|--------|-------|----|------|
| * CRIMINAL * CIVIL * T * | | | | | | | | | | |
| ***** | | | | | | | | | | |
| * STATE OFFENSE * STATE * ORDINANCE * * * * * | | | | | | | | | | |
| ***** | | | | | | | | | | |
| L | NON | AND | ORD. | NON | CIVIL | SUM- | MARY | PROC. | S | |
| I | TRAF- | TRAF- | PARK- | TRAF- | TRAF- | CIVIL | CLAIMS | PROC. | S | |
| E | FIC | FIC | ING | FIC | FIC | | | | S | |
| ***** | | | | | | | | | | |
| PENDING CASES AT THE BEGINNING OF THE YEAR..... | | | | | | | | | | |
| INACTIVE: BENCH WARRANTS..... | 10 | 1 | 20 | 0 | 189 | 8 | 0 | 0 | 0 | 218 |
| INACTIVE: NON-SERVICE..... | 20 | 3 | 11 | 0 | 491 | 57 | 33 | 0 | 0 | 595 |
| TOTAL (ADD LINES 10 AND 20)..... | 30 | 4 | 31 | 0 | 680 | 65 | 33 | 0 | 0 | 813 |
| ACTIVE PENDING..... | 40 | 0 | 1 | 0 | 3 | 54 | 50 | 0 | 0 | 108 |
| NEW CASES FILED THIS YEAR..... | 50 | 0 | 44 | 12 | 1937 | 335 | 66 | 7 | 13 | 2414 |
| SUBTOTAL ACTIVE..... | 60 | 0 | 45 | 12 | 1940 | 389 | 116 | 7 | 13 | 2522 |
| RE-OPENED CASES..... | | | | | | | | | | |
| REMANDS FROM HIGHER COURTS..... | 70 | 0 | 2 | 0 | 0 | 0 | 0 | 0 | 0 | 2 |
| PROBATION VIOLATIONS..... | 80 | 0 | 1 | 0 | 0 | 0 | 0 | 0 | 0 | 1 |
| MISTRIALS..... | 85 | 0 | 0 | 0 | 0 | 0 | 0 | 0 | 0 | 0 |
| APPEARANCE AFTER BENCH WARRANT ISSUED..... | 90 | 0 | 2 | 0 | 108 | 4 | 0 | 0 | 0 | 114 |
| SERVICE MADE/ARRAIGNMENT..... | 95 | 0 | 0 | 0 | 103 | 0 | 14 | 0 | 0 | 117 |
| OTHER..... | 100 | 0 | 0 | 0 | 0 | 0 | 0 | 0 | 0 | 0 |
| SUBTOTAL (ADD LINES 70 THROUGH 100)..... | 110 | 0 | 5 | 0 | 211 | 4 | 14 | 0 | 0 | 234 |
| TOTAL ACTIVE CASELOAD THIS YEAR (ADD LINES 60 AND 110)..... | 120 | 0 | 50 | 12 | 2151 | 393 | 130 | 7 | 13 | 2756 |
| JUDICIAL DISPOSITIONS..... | | | | | | | | | | |
| GUILTY PLEAS..... | 130 | 0 | 3 | 4 | 497 | 31 | 0 | 0 | 0 | 535 |
| TRIALS WITHOUT JURY..... | 140 | 0 | 1 | 4 | 160 | 8 | 8 | 1 | 1 | 183 |
| TRIALS BY JURY..... | 150 | 0 | 0 | 0 | 1 | 1 | 1 | 0 | 0 | 3 |
| DISMISSALS..... | 160 | 0 | 4 | 2 | 117 | 95 | 21 | 1 | 0 | 240 |
| PELIMINARY EXAMS WAIVED..... | 170 | 0 | 13 | 0 | 0 | 0 | 0 | 0 | 0 | 13 |
| PELIMINARY EXAMS CONDUCTED..... | 175 | 0 | 10 | 0 | 0 | 0 | 0 | 0 | 0 | 10 |
| BENCH WARRANTS..... | 180 | 0 | 0 | 0 | 34 | 1 | 0 | 0 | 0 | 35 |
| NO PROGRESS..... | 185 | 0 | 0 | 0 | 0 | 0 | 17 | 0 | 0 | 17 |
| OTHER JUDICIAL DISPOSITIONS..... | 190 | 0 | 2 | 0 | 51 | 7 | 46 | 5 | 5 | 116 |
| SUBTOTAL (ADD LINES 130 THROUGH 190)..... | 200 | 0 | 33 | 10 | 860 | 143 | 93 | 7 | 6 | 1152 |
| OTHER DISPOSITIONS..... | | | | | | | | | | |
| MAGISTRATES..... | 210 | 0 | 0 | 0 | 0 | 0 | 0 | 0 | 0 | 0 |
| TRAFFIC BUREAU..... | 220 | 0 | 0 | 0 | 884 | 64 | 0 | 0 | 0 | 948 |
| NON-SERVICE..... | 230 | 0 | 0 | 0 | 288 | 13 | 0 | 0 | 0 | 301 |
| SUBTOTAL (ADD LINES 210 THROUGH 230)..... | 240 | 0 | 0 | 0 | 1172 | 77 | 0 | 0 | 0 | 1249 |
| TOTAL DISPOSITIONS (ADD LINES 200 AND 240)..... | 250 | 0 | 33 | 10 | 2032 | 220 | 93 | 7 | 6 | 2401 |
| PENDING CASES AT THE END OF YEAR..... | | | | | | | | | | |
| INACTIVE: BENCH WARRANTS (LINES 10 - 90 + 180)..... | 260 | 1 | 18 | 0 | 115 | 5 | 0 | 0 | 0 | 139 |
| INACTIVE: NON-SERVICE (LINES 20 - 95 + 230)..... | 270 | 3 | 11 | 0 | 676 | 70 | 19 | 0 | 0 | 779 |
| ACTIVE PENDING (SUBTRACT LINE 250 FROM LINE 120)..... | 280 | 0 | 17 | 2 | 119 | 173 | 37 | 0 | 7 | 355 |
| TOTAL CASES PENDING AT END OF YEAR (LINES 260+270+280)..... | 290 | 4 | 46 | 2 | 910 | 248 | 56 | 0 | 7 | 1273 |
| CIVIL CASES PENDING OVER 1 YEAR..... | 300 | 0 | 0 | 0 | 0 | 0 | 12 | 0 | 0 | 12 |

87

REPORT OF MUNICIPAL CASELOAD

REGION 1

CITY OF GROSSE POINTE WOODS

| ***** | | | | | | | | | | |
|---|---|---------------|---------------|---------------|---------------|------------------|--------|---------|-----|-----|
| * C R I M I N A L * C I V I L * T * | | | | | | | | | | |
| * STATE OFFENSE * STATE * ORDINANCE * * * * * T * | | | | | | | | | | |
| L | ***** ORD. ***** * * * * * A * | | | | | | | | | |
| I | * TRAF- * NON | * TRAF- * AND | * PARK- * AND | * TRAF- * NON | * TRAF- * NON | * CIVIL * SMALL | * MARY | * PROC. | * S | * T |
| E | * FIC * FIC | * FIC * FIC | * ING * FIC | * FIC * FIC | * FIC * FIC | * CIVIL * CLAIMS | * MARY | * PROC. | * S | * T |
| ***** | | | | | | | | | | |
| PENDING CASES AT THE BEGINNING OF THE YEAR..... | | | | | | | | | | |
| | INACTIVE: BENCH WARRANTS..... | 10 | 0 | 0 | 0 | 0 | 0 | 0 | 0 | 0 |
| | INACTIVE: NON-SERVICE..... | 20 | 0 | 0 | 0 | 0 | 0 | 0 | 0 | 0 |
| | TOTAL (ADD LINES 10 AND 20)..... | 30 | 0 | 0 | 0 | 0 | 0 | 0 | 0 | 0 |
| | ACTIVE PENDING..... | 40 | 0 | 0 | 0 | 0 | 0 | 0 | 0 | 0 |
| | NEW CASES FILED THIS YEAR..... | 50 | 0 | 0 | 0 | 0 | 0 | 0 | 0 | 0 |
| | SUBTOTAL ACTIVE..... | 60 | 0 | 0 | 0 | 0 | 0 | 0 | 0 | 0 |
| RE-OPENED CASES..... | | | | | | | | | | |
| | REMANDS FROM HIGHER COURTS..... | 70 | 0 | 0 | 0 | 0 | 0 | 0 | 0 | 0 |
| | PROBATION VIOLATIONS..... | 80 | 0 | 0 | 0 | 0 | 0 | 0 | 0 | 0 |
| | MISTRIALS..... | 85 | 0 | 0 | 0 | 0 | 0 | 0 | 0 | 0 |
| | APPEARANCE AFTER BENCH WARRANT ISSUED..... | 90 | 0 | 0 | 0 | 0 | 0 | 0 | 0 | 0 |
| | SERVICE MADE/ARRAIGNMENT..... | 95 | 0 | 0 | 0 | 0 | 0 | 0 | 0 | 0 |
| | OTHER..... | 100 | 0 | 0 | 0 | 0 | 0 | 0 | 0 | 0 |
| | SUBTOTAL (ADD LINES 70 THROUGH 100)..... | 110 | 0 | 0 | 0 | 0 | 0 | 0 | 0 | 0 |
| | TOTAL ACTIVE CASELOAD THIS YEAR (ADD LINES 60 AND 110)..... | 120 | 0 | 0 | 0 | 0 | 0 | 0 | 0 | 0 |
| JUDICIAL DISPOSITIONS..... | | | | | | | | | | |
| | GUILTY PLEAS..... | 130 | 0 | 0 | 0 | 0 | 0 | 0 | 0 | 0 |
| | TRIALS WITHOUT JURY..... | 140 | 0 | 0 | 0 | 0 | 0 | 0 | 0 | 0 |
| | TRIALS BY JURY..... | 150 | 0 | 0 | 0 | 0 | 0 | 0 | 0 | 0 |
| | DISMISSALS..... | 160 | 0 | 0 | 0 | 0 | 0 | 0 | 0 | 0 |
| | PELIMINARY EXAMS WAIVED..... | 170 | 0 | 0 | 0 | 0 | 0 | 0 | 0 | 0 |
| | PELIMINARY EXAMS CONDUCTED..... | 175 | 0 | 0 | 0 | 0 | 0 | 0 | 0 | 0 |
| | BENCH WARRANTS..... | 180 | 0 | 0 | 0 | 0 | 0 | 0 | 0 | 0 |
| | NO PROGRESS..... | 185 | 0 | 0 | 0 | 0 | 0 | 0 | 0 | 0 |
| | OTHER JUDICIAL DISPOSITIONS..... | 190 | 0 | 0 | 0 | 0 | 0 | 0 | 0 | 0 |
| | SUBTOTAL (ADD LINES 130 THROUGH 190)..... | 200 | 0 | 0 | 0 | 0 | 0 | 0 | 0 | 0 |
| OTHER DISPOSITIONS..... | | | | | | | | | | |
| | MAGISTRATES..... | 210 | 0 | 0 | 0 | 0 | 0 | 0 | 0 | 0 |
| | TRAFFIC BUREAU..... | 220 | 0 | 0 | 0 | 0 | 0 | 0 | 0 | 0 |
| | NON-SERVICE..... | 230 | 0 | 0 | 0 | 0 | 0 | 0 | 0 | 0 |
| | SUBTOTAL (ADD LINES 210 THROUGH 230)..... | 240 | 0 | 0 | 0 | 0 | 0 | 0 | 0 | 0 |
| | TOTAL DISPOSITIONS (ADD LINES 200 AND 240)..... | 250 | 0 | 0 | 0 | 0 | 0 | 0 | 0 | 0 |
| PENDING CASES AT THE END OF YEAR..... | | | | | | | | | | |
| | INACTIVE: BENCH WARRANTS (LINES 10 - 90 + 180)..... | 260 | 0 | 0 | 0 | 0 | 0 | 0 | 0 | 0 |
| | INACTIVE: NON-SERVICE (LINES 20 - 95 + 230)..... | 270 | 0 | 0 | 0 | 0 | 0 | 0 | 0 | 0 |
| | ACTIVE PENDING (SUBTRACT LINE 250 FROM LINE 120)..... | 280 | 0 | 0 | 0 | 0 | 0 | 0 | 0 | 0 |
| | TOTAL CASES PENDING AT END OF YEAR (LINES 260+270+280)..... | 290 | 0 | 0 | 0 | 0 | 0 | 0 | 0 | 0 |
| | CIVIL CASES PENDING OVER 1 YEAR..... | 300 | 0 | 0 | 0 | 0 | 0 | 0 | 0 | 0 |

88

REPORT OF MUNICIPAL CASELOAD

REGION 1

CITY OF TAYLOR

| ***** | | | | | | | | | | |
|---|---------|---------|---------|---------|-----------|---------|----------|---------|-------|-------|
| * CRIMINAL * | | | | | * CIVIL * | | | * T * | | |
| ***** | | | | | | | | | | |
| * STATE OFFENSE * STATE * ORDINANCE * * * * * | | | | | | | | | | |
| ***** | | | | | | | | | | |
| L | * NON | * AND | * NON | * CIVIL | * SMALL | * MARY | * L | * S * | | |
| N | * TRAF- | * TRAF- | * PARK- | * TRAF- | * TRAF- | * CIVIL | * CLAIMS | * PROC. | * S * | |
| E | * FIC | * FIC | * ING | * FIC | * FIC | * CIVIL | * CLAIMS | * PROC. | * S * | |
| ***** | | | | | | | | | | |
| PENDING CASES AT THE BEGINNING OF THE YEAR..... | | | | | | | | | | |
| INACTIVE: BENCH WARRANTS..... | 10 | 48 | 92 | 0 | 396 | 240 | 0 | 0 | 0 | 776 |
| INACTIVE: NON-SERVICE..... | 20 | 105 | 152 | 0 | 1808 | 372 | 25 | 0 | 3 | 2465 |
| TOTAL (ADD LINES 10 AND 20)..... | 30 | 153 | 244 | 0 | 2204 | 612 | 25 | 0 | 3 | 3241 |
| ACTIVE PENDING..... | 40 | 1 | 40 | 757 | 1813 | 252 | 0 | 0 | 108 | 3048 |
| NEW CASES FILED THIS YEAR..... | 50 | 1950 | 534 | 1576 | 9250 | 1864 | 343 | 0 | 1165 | 16682 |
| SUBTOTAL ACTIVE..... | 60 | 1951 | 574 | 2333 | 11063 | 2116 | 420 | 0 | 1273 | 19730 |
| RE-OPENED CASES..... | | | | | | | | | | |
| REMANDS FROM HIGHER COURTS..... | 70 | 0 | 3 | 0 | 0 | 0 | 0 | 0 | 1 | 4 |
| PROBATION VIOLATIONS..... | 80 | 21 | 20 | 0 | 100 | 65 | 0 | 0 | 0 | 206 |
| MISTRIALS..... | 85 | 0 | 0 | 0 | 0 | 0 | 0 | 0 | 0 | 0 |
| APPEARANCE AFTER BENCH WARRANT ISSUED..... | 90 | 61 | 49 | 0 | 238 | 132 | 1 | 0 | 0 | 481 |
| SERVICE MADE/ARRAIGNMENT..... | 95 | 125 | 47 | 1 | 967 | 162 | 58 | 0 | 0 | 1360 |
| OTHER..... | 100 | 8 | 150 | 0 | 351 | 428 | 1 | 0 | 0 | 938 |
| SUBTOTAL (ADD LINES 70 THROUGH 100)..... | 110 | 215 | 269 | 1 | 1656 | 787 | 60 | 0 | 1 | 2989 |
| TOTAL ACTIVE CASELOAD THIS YEAR (ADD LINES 60 AND 110)..... | 120 | 2166 | 843 | 2334 | 12719 | 2903 | 480 | 0 | 1274 | 22719 |
| JUDICIAL DISPOSITIONS..... | | | | | | | | | | |
| GUILTY PLEAS..... | 130 | 392 | 109 | 0 | 1360 | 515 | 0 | 0 | 0 | 2376 |
| TRIALS WITHOUT JURY..... | 140 | 110 | 35 | 0 | 222 | 94 | 12 | 0 | 16 | 489 |
| TRIALS BY JURY..... | 150 | 0 | 0 | 0 | 1 | 4 | 0 | 0 | 0 | 5 |
| DISMISSALS..... | 160 | 90 | 100 | 0 | 893 | 561 | 105 | 0 | 149 | 1898 |
| PELIMINARY EXAMS WAIVED..... | 170 | 3 | 156 | 0 | 0 | 0 | 0 | 0 | 0 | 159 |
| PELIMINARY EXAMS CONDUCTED..... | 175 | 8 | 133 | 0 | 0 | 0 | 0 | 0 | 0 | 141 |
| BENCH WARRANTS..... | 180 | 68 | 39 | 6 | 224 | 137 | 1 | 0 | 0 | 475 |
| NO PROGRESS..... | 185 | 0 | 0 | 0 | 0 | 0 | 90 | 0 | 0 | 90 |
| OTHER JUDICIAL DISPOSITIONS..... | 190 | 118 | 62 | 0 | 566 | 335 | 128 | 0 | 1030 | 2239 |
| SUBTOTAL (ADD LINES 130 THROUGH 190)..... | 200 | 789 | 634 | 6 | 3266 | 1646 | 336 | 0 | 1195 | 7872 |
| OTHER DISPOSITIONS..... | | | | | | | | | | |
| MAGISTRATES..... | 210 | 0 | 0 | 0 | 0 | 0 | 0 | 0 | 0 | 0 |
| TRAFFIC BUREAU..... | 220 | 754 | 9 | 1295 | 7419 | 426 | 0 | 0 | 0 | 9903 |
| NON-SERVICE..... | 230 | 242 | 102 | 1 | 1094 | 366 | 33 | 0 | 7 | 1845 |
| SUBTOTAL (ADD LINES 210 THROUGH 230)..... | 240 | 996 | 111 | 1296 | 8513 | 792 | 33 | 0 | 7 | 11748 |
| TOTAL DISPOSITIONS (ADD LINES 200 AND 240)..... | 250 | 1785 | 745 | 1302 | 11779 | 2438 | 369 | 0 | 1202 | 19620 |
| PENDING CASES AT THE END OF YEAR..... | | | | | | | | | | |
| INACTIVE: BENCH WARRANTS (LINES 10 - 90 + 180)..... | 260 | 55 | 82 | 6 | 382 | 245 | 0 | 0 | 0 | 770 |
| INACTIVE: NON-SERVICE (LINES 20 - 95 + 230)..... | 270 | 222 | 207 | 0 | 1935 | 576 | 0 | 0 | 10 | 2950 |
| ACTIVE PENDING (SUBTRACT LINE 250 FROM LINE 120)..... | 280 | 381 | 98 | 1032 | 940 | 465 | 111 | 0 | 72 | 3099 |
| TOTAL CASES PENDING AT END OF YEAR (LINES 260+270+280)..... | 290 | 658 | 387 | 1038 | 3257 | 1286 | 111 | 0 | 82 | 6819 |
| CIVIL CASES PENDING OVER 1 YEAR..... | 300 | 0 | 0 | 0 | 0 | 0 | 0 | 0 | 0 | 0 |

88

JUDICIAL TENURE COMMISSION

LEGISLATIVE REPORT

FINANCIAL INFORMATION

JUDGE ASSIGNMENTS

COURT OF CLAIMS

REPORT OF MUNICIPAL CASELOAD

REGION 2

CITY OF EAST DETROIT

| ***** | | | | | | | | | | |
|---|---------|-------------|---------|---------|---------|---------------|---------|--------|-------|-------|
| * C R I M I N A L * | | | | | | * C I V I L * | | | * T * | |
| ***** | | | | | | | | | | |
| * STATE OFFENSE | * STATE | * ORDINANCE | | | | * SMALL | * SUM- | * MARY | | |
| ***** | | | | | | | | | | |
| L * TRAF- | * TRAF- | * PARK- | * TRAF- | * TRAF- | * CIVIL | * CLAIMS | * PROC. | * S | | |
| E * FIC | * FIC | * ING | * FIC | * FIC | ***** | | | | | |
| ***** | | | | | | | | | | |
| PENDING CASES AT THE BEGINNING OF THE YEAR..... | | | | | | | | | | |
| INACTIVE: BENCH WARRANTS..... | 10 | 3 | 26 | 38 | 15 | 32 | 0 | 0 | 0 | 114 |
| INACTIVE: NON-SERVICE..... | 20 | 0 | 94 | 0 | 543 | 20 | 107 | 0 | 0 | 764 |
| TOTAL (ADD LINES 10 AND 20)..... | 30 | 3 | 120 | 38 | 558 | 52 | 107 | 0 | 0 | 878 |
| ACTIVE PENDING..... | 40 | 0 | 28 | 1454 | 321 | 192 | 1759 | 0 | 3 | 3757 |
| NEW CASES FILED THIS YEAR..... | 50 | 8 | 208 | 5831 | 4006 | 597 | 1007 | 0 | 52 | 11709 |
| SUBTOTAL ACTIVE..... | 60 | 8 | 236 | 7285 | 4327 | 789 | 2766 | 0 | 55 | 15466 |
| RE-OPENED CASES..... | | | | | | | | | | |
| REMANDS FROM HIGHER COURTS..... | 70 | 0 | 5 | 0 | 0 | 0 | 0 | 0 | 0 | 5 |
| PROBATION VIOLATIONS..... | 80 | 0 | 4 | 0 | 0 | 3 | 0 | 0 | 0 | 7 |
| MISTRIALS..... | 85 | 0 | 0 | 0 | 0 | 0 | 0 | 0 | 0 | 0 |
| APPEARANCE AFTER BENCH WARRANT ISSUED..... | 90 | 0 | 13 | 2 | 24 | 24 | 0 | 0 | 0 | 63 |
| SERVICE MADE/ARRAIGNMENT..... | 95 | 1 | 111 | 0 | 239 | 82 | 594 | 0 | 2 | 1029 |
| OTHER..... | 100 | 0 | 9 | 0 | 0 | 5 | 7 | 0 | 1 | 22 |
| SUBTOTAL (ADD LINES 70 THROUGH 100)..... | 110 | 1 | 142 | 2 | 263 | 114 | 601 | 0 | 3 | 1126 |
| TOTAL ACTIVE CASELOAD THIS YEAR (ADD LINES 60 AND 110)..... | 120 | 9 | 378 | 7287 | 4590 | 903 | 3367 | 0 | 58 | 16592 |
| JUDICIAL DISPOSITIONS..... | | | | | | | | | | |
| GUILTY PLEAS..... | 130 | 5 | 66 | 109 | 993 | 321 | 0 | 0 | 0 | 1494 |
| TRIALS WITHOUT JURY..... | 140 | 0 | 3 | 93 | 415 | 170 | 57 | 0 | 38 | 776 |
| TRIALS BY JURY..... | 150 | 0 | 1 | 0 | 0 | 0 | 0 | 0 | 0 | 1 |
| DISMISSALS..... | 160 | 0 | 67 | 191 | 281 | 196 | 253 | 0 | 3 | 991 |
| PELIMINARY EXAMS WAIVED..... | 170 | 0 | 26 | 0 | 0 | 0 | 0 | 0 | 0 | 26 |
| PELIMINARY EXAMS CONDUCTED..... | 175 | 0 | 38 | 0 | 0 | 0 | 0 | 0 | 0 | 38 |
| BENCH WARRANTS..... | 180 | 0 | 22 | 5 | 72 | 43 | 0 | 0 | 0 | 142 |
| NO PROGRESS..... | 185 | 0 | 0 | 0 | 0 | 0 | 234 | 0 | 0 | 234 |
| OTHER JUDICIAL DISPOSITIONS..... | 190 | 0 | 27 | 148 | 96 | 40 | 696 | 0 | 15 | 1022 |
| SUBTOTAL (ADD LINES 130 THROUGH 190)..... | 200 | 5 | 250 | 546 | 1857 | 770 | 1240 | 0 | 56 | 4724 |
| OTHER DISPOSITIONS..... | | | | | | | | | | |
| MAGISTRATES..... | 210 | 0 | 0 | 0 | 0 | 0 | 0 | 0 | 0 | 0 |
| TRAFFIC BUREAU..... | 220 | 0 | 0 | 3907 | 2417 | 46 | 0 | 0 | 0 | 6370 |
| NON-SERVICE..... | 230 | 4 | 61 | 32 | 233 | 84 | 558 | 0 | 2 | 974 |
| SUBTOTAL (ADD LINES 210 THROUGH 230)..... | 240 | 4 | 61 | 3939 | 2650 | 130 | 558 | 0 | 2 | 7344 |
| TOTAL DISPOSITIONS (ADD LINES 200 AND 240)..... | 250 | 9 | 311 | 4485 | 4507 | 900 | 1798 | 0 | 58 | 12068 |
| PENDING CASES AT THE END OF YEAR..... | | | | | | | | | | |
| INACTIVE: BENCH WARRANTS (LINES 10 - 90 + 180)..... | 260 | 3 | 35 | 41 | 63 | 51 | 0 | 0 | 0 | 193 |
| INACTIVE: NON-SERVICE (LINES 20 - 95 + 230)..... | 270 | 3 | 44 | 32 | 537 | 22 | 71 | 0 | 0 | 709 |
| ACTIVE PENDING (SUBTRACT LINE 250 FROM LINE 120)..... | 280 | 0 | 67 | 2802 | 83 | 3 | 1569 | 0 | 0 | 4524 |
| TOTAL CASES PENDING AT END OF YEAR (LINES 260+270+280)..... | 290 | 6 | 146 | 2875 | 683 | 76 | 1640 | 0 | 0 | 5426 |
| CIVIL CASES PENDING OVER 1 YEAR..... | 300 | 0 | 0 | 0 | 0 | 0 | 453 | 0 | 0 | 453 |

06

REPORT OF MUNICIPAL CASELOAD

REGION 3

CITY OF GRANDVILLE

| ***** | | | | | | | | | |
|---|-----------|---------------|-----------|----------|---------------|-----------|-------------|-----------|---------|
| * C R I M I N A L * | | | | | * C I V I L * | | | * T * | |
| ***** | | | | | ***** | | | ***** | |
| * STATE OFFENSE * | * STATE * | * ORDINANCE * | * SUM- * | * MARY * | * CIVIL * | * SMALL * | * CLAIMS+ * | * PROC. * | * S * |
| L ***** | I * NON * | N * TRAF- * | E * FIC * | * AND * | * PARK- * | * TRAF- * | * TRAF- * | * FIC * | * FIC * |
| ***** | | | | | | | | | |
| PENDING CASES AT THE BEGINNING OF THE YEAR..... | | | | | | | | | |
| INACTIVE: BENCH WARRANTS..... | 10 | 0 | 0 | 0 | 28 | 11 | 0 | 0 | 39 |
| INACTIVE: NON-SERVICE..... | 20 | 0 | 0 | 0 | 0 | 0 | 0 | 0 | 0 |
| TOTAL (ADD LINES 10 AND 20)..... | 30 | 0 | 0 | 0 | 28 | 11 | 0 | 0 | 39 |
| ACTIVE PENDING..... | 40 | 5 | 2 | 0 | 52 | 10 | 36 | 0 | 105 |
| NEW CASES FILED THIS YEAR..... | 50 | 14 | 30 | 0 | 1590 | 176 | 91 | 0 | 1901 |
| SUBTOTAL ACTIVE..... | 60 | 19 | 32 | 0 | 1642 | 186 | 127 | 0 | 2006 |
| RE-OPENED CASES..... | | | | | | | | | |
| REMANDS FROM HIGHER COURTS..... | 70 | 0 | 7 | 0 | 0 | 0 | 0 | 0 | 7 |
| PROBATION VIOLATIONS..... | 80 | 0 | 0 | 0 | 1 | 6 | 4 | 0 | 11 |
| MISTRIALS..... | 85 | 0 | 0 | 0 | 0 | 0 | 0 | 0 | 0 |
| APPEARANCE AFTER BENCH WARRANT ISSUED..... | 90 | 0 | 0 | 0 | 31 | 2 | 0 | 0 | 33 |
| SERVICE MADE/ARRAIGNMENT..... | 95 | 0 | 7 | 0 | 11 | 3 | 0 | 0 | 21 |
| OTHER..... | 100 | 0 | 0 | 0 | 0 | 0 | 0 | 0 | 0 |
| SUBTOTAL (ADD LINES 70 THROUGH 100)..... | 110 | 0 | 14 | 0 | 43 | 11 | 4 | 0 | 72 |
| TOTAL ACTIVE CASELOAD THIS YEAR (ADD LINES 60 AND 110)..... | 120 | 19 | 46 | 0 | 1685 | 197 | 131 | 0 | 2078 |
| JUDICIAL DISPOSITIONS..... | | | | | | | | | |
| GUILTY PLEAS..... | 130 | 5 | 4 | 0 | 158 | 22 | 0 | 0 | 189 |
| TRIALS WITHOUT JURY..... | 140 | 0 | 0 | 0 | 24 | 5 | 9 | 0 | 38 |
| TRIALS BY JURY..... | 150 | 1 | 1 | 0 | 2 | 1 | 0 | 0 | 5 |
| DISMISSALS..... | 160 | 0 | 0 | 0 | 25 | 3 | 25 | 0 | 53 |
| PELIMINARY EXAMS WAIVED..... | 170 | 0 | 4 | 0 | 0 | 0 | 0 | 0 | 4 |
| PELIMINARY EXAMS CONDUCTED..... | 175 | 2 | 14 | 0 | 0 | 0 | 0 | 0 | 16 |
| BENCH WARRANTS..... | 180 | 0 | 0 | 0 | 10 | 17 | 0 | 0 | 27 |
| NO PROGRESS..... | 185 | 0 | 0 | 0 | 0 | 0 | 11 | 0 | 11 |
| OTHER JUDICIAL DISPOSITIONS..... | 190 | 0 | 0 | 0 | 43 | 8 | 38 | 0 | 89 |
| SUBTOTAL (ADD LINES 130 THROUGH 190)..... | 200 | 8 | 23 | 0 | 262 | 56 | 83 | 0 | 432 |
| OTHER DISPOSITIONS..... | | | | | | | | | |
| MAGISTRATES..... | 210 | 0 | 0 | 0 | 0 | 0 | 0 | 0 | 0 |
| TRAFFIC BUREAU..... | 220 | 0 | 0 | 0 | 1264 | 122 | 0 | 0 | 1386 |
| NON-SERVICE..... | 230 | 4 | 13 | 0 | 58 | 3 | 2 | 0 | 80 |
| SUBTOTAL (ADD LINES 210 THROUGH 230)..... | 240 | 4 | 13 | 0 | 1322 | 125 | 2 | 0 | 1466 |
| TOTAL DISPOSITIONS (ADD LINES 200 AND 240)..... | 250 | 12 | 36 | 0 | 1584 | 181 | 85 | 0 | 1898 |
| PENDING CASES AT THE END OF YEAR..... | | | | | | | | | |
| INACTIVE: BENCH WARRANTS (LINES 10 - 90 + 180)..... | 260 | 0 | 0 | 0 | 7 | 26 | 0 | 0 | 33 |
| INACTIVE: NON-SERVICE (LINES 20 - 95 + 230)..... | 270 | 4 | 6 | 0 | 47 | 0 | 2 | 0 | 59 |
| ACTIVE PENDING (SUBTRACT LINE 250 FROM LINE 120)..... | 280 | 7 | 10 | 0 | 101 | 16 | 46 | 0 | 180 |
| TOTAL CASES PENDING AT END OF YEAR(LINES 260+270+280)..... | 290 | 11 | 16 | 0 | 155 | 42 | 48 | 0 | 272 |
| CIVIL CASES PENDING OVER 1 YEAR..... | 300 | 0 | 0 | 0 | 0 | 0 | 67 | 0 | 67 |

16

JUDICIAL TENURE COMMISSION

LEGISLATIVE REPORT

FINANCIAL INFORMATION

JUDGE ASSIGNMENTS

COURT OF CLAIMS

ANNUAL REPORT

DISTRICT COURT JUDGES

| <u>DISTRICT</u> | <u>JUDGE</u> | <u>DISTRICT</u> | <u>JUDGE</u> |
|---------------------|---|----------------------|--|
| 1st | Patricia Costello William J. Sanphilip William L. Taft | 13th | Robert Crary, Jr. James M. Justin |
| 2nd 1st Division | ¹ James E. Sheridan John C. Timms | 14th | ⁴ Kenneth Bronson Karl V. Fink Robert V. Fink Thomas F. Shea |
| 2nd 2nd Division | Donald L. Sanderson | 15th | George W. Alexander S. J. Elden Pieter G. V. Thomasse |
| 3rd 1st Division | ² David T. Coyle | 16th | James R. McCann James E. Mies |
| 3rd 2nd Division | William L. McManus | 17th | Robert F. Brang John M. Dillon |
| 4th | ³ Herman A. Saitz | 18th | Evan H. Callanan Thomas G. Smith |
| 5th | Hugh W. Black Leo K. Cook John T. Hammond John Iwaniuk Ronald J. Taylor | 19th | Joseph Burtell Virginia A. Sobotka |
| 7th | William C. Buhl Donald M. Goodwillie, Jr. | 20th | Duane Dunick Leo K. Foran |
| 8th | Charles A. Pratt Peter M. Westra | 21st | Richard L. Hammer |
| 9th 1st Division | John E. Fitzgerald Donald E. James Thomas McKinley Clark M. Olmsted | 22nd | John H. McCartney |
| 9th 2nd Division | Kenneth A. Fricke | 24th | Francis E. Burger A. R. DeBiasi Roy McGinty |
| 10th | John W. Bothwell Alfonso A. Magnotta Stephen B. Miller Shelton C. Penn | 25th | William T. Chapman Roy B. Cicotte |
| 12th | Robert E. Biewend Lysle G. Hall | 26th 1st Division | ⁵ George Mihaiu |
| | | 26th 2nd Division | ⁶ Joseph J. Lozo |
| | | 27th 1st Division | Larry L. Emmert |

¹James E. Sheridan succeeded Yale Leland Kerby
²David T. Coyle succeeded Earl W. Bennett
³Herman A. Saitz succeeded Steg J. Lignell
⁴Karl V. Fink succeeded Henry D. Arkison
⁵George Mihaiu elevated from Municipal Court
⁶Joseph J. Lozo elevated from Municipal Court

ANNUAL REPORT

| DISTRICT | JUDGE | DISTRICT | JUDGE |
|----------------------|---|----------------------|--|
| 27th 2nd Division | Gilbert H. Zitzelsberger | 42nd 2nd Division | Richard E. Cyrul |
| 28th | ¹ Donald C. Neitzel | 43rd | Joseph S. Agnello Montague R. Hunt Edward W. Lawrence |
| 29th | John C. Seiler | | |
| 30th | ² Kalem E. Garian ³ Travilla G. Daines | 44th | John R. Mann John B. Osgood |
| 31st | ⁴ Walter A. Paruk | 45A | ¹⁰ John H. Norton |
| 32A | ⁵ Roger LaRose | 45B | Marvin F. Frankel Benjamin J. Friedman |
| 33rd | Gerald A. McNally Audrey Stroia | 46th | ¹¹ Jessica R. Cooper Norman W. Feder Clarence A. Reid, |
| 34th | James B. Stone Henry Zaborowski | 47th | Michael J. Hand Margaret G. Schaefer |
| 35th | ⁶ Dunbar Davis ⁶ James N. Garber | 48th | David F. Breck Gus Cifelli Carl F. Ingraham |
| 37th | Don Binkowski Sherman P. Faunce, II Thomas Edward Kennedy George E. Montgomery | 50th | Christopher C. Bro Robert E. Cunningham Louis E. Fairbrother James R. Stelt |
| 39th | Mary E. McDevitt William B. Ward | | |
| 40th | ⁷ William Crouchman ⁸ Craig J. Oster | 51st | Robert C. Anderson Kenneth H. Hempstead |
| 41A | Herman C. Campbell Andrew R. Dranchak Gordon E. Havey ⁹ Kenneth J. Kosnic | 52nd 1st Division | ¹² Michael Batchik Martin L. Boyle |
| 41B | William H. Cannon John G. Roskopp | 52nd 2nd Division | Gerald E. McNally |
| 42nd 1st Division | Richard D. McLean | 52nd 3rd Division | Robert L. Shipper Mildred A. Vlaich |

- ¹Donald C. Neitzel elevated from Municipal Court
- ²Kalem E. Garian elected to new judgeship
- ³Travilla G. Daines elevated from Municipal Court
- ⁴Walter A. Paruk elevated from Municipal Court
- ⁵Roger LaRose elevated from Municipal Court
- ⁶James N. Garber elected to new judgeship
- ⁷William Crouchman elevated from Municipal Court
- ⁸Craig J. Oster elevated from Municipal Court
- ⁹Kenneth J. Kosnic elected to new judgeship
- ¹⁰John H. Norton succeeded Roy H. Daniel
- ¹¹Jessica R. Cooper succeeded S. James Clarkson
- ¹²Michael Batchik succeeded Gene Schnelz

ANNUAL REPORT

| DISTRICT | JUDGE | DISTRICT | JUDGE |
|----------------------|--|----------------------|---|
| 52nd 4th Division | ¹ William E. Bolle ² James R. Hand ³ Bristol E. Hunter | 62A | ⁸ Jack R. Jelsema ⁹ Richard H. Timmers |
| 53rd | David G. Gee Michael F. Merritt | 62B | ¹⁰ William G. Kelly |
| 54A | Patrick F. Cherry Terrance A. Clem ⁴ William E. Collette Charles F. Filice James J. Wood | 63rd 1st Division | Steven R. Servaas |
| 54B | Daniel L. Tschirhart | 63rd 2nd Division | Joseph B. White |
| 55th | ⁵ John P. O'Brien R. William Reid | 64A | ¹¹ James R. Ward |
| 56th 1st Division | ⁶ Gary R. Holman | 64B | ¹² Arney E. Mustonen |
| 56th 2nd Division | Joseph L. Bauer Kenneth A. Hansen | 65th 1st Division | Robert M. Sheldon |
| 57th | Harry A. Beach Gary A. Stewart | 65th 2nd Division | Frederick M. Lewis |
| 58th | John Galien, Jr. Jacob Ponstein Gerald J. Van Wyke | 66th | Raymond E. Basso Bruce A. Fox |
| 60th | William J. Cole Edward Campbell Farmer, Jr. James M. Graves, Jr. Fredric A. Grimm, Jr. Richard J. Pasarella | 67th 1st Division | Harry P. Newblatt |
| 61st | ⁷ Gordon A. Doherty ⁷ Donald A. Johnston, III Louis Simhauser J. Robert Smolenski Paul A. Wright | 67th 2nd Division | Charles B. Mosier Gerald D. Snodgrass |
| | | 67th 3rd Division | William R. Evans |
| | | 67th 4th Division | Ronald W. Black Harland R. Caswell |
| | | 68th | Basil F. Baker Albert P. Horrigan Walter P. Kuta William S. Price, I Dale A. Riker James M. Shaker |

- ¹William E. Bolle elevated from Municipal Court
- ²James R. Hand elevated from Municipal Court
- ³Bristol E. Hunter elevated from Municipal Court
- ⁴William E. Collette succeeded James R. Giddings
- ⁵John P. O'Brien succeeded Robert Holmes Bell
- ⁶Gary R. Holman elected to new judgeship
- ⁷Donald A. Johnston, III succeeded Woodrow A. Yared
- ⁸Jack R. Jelsema elected to new judgeship
- ⁹Richard H. Timmers elected to new judgeship
- ¹⁰William G. Kelly elected to new judgeship
- ¹¹James R. Ward succeeded C. Ronald Van Buren
- ¹²Arney E. Mustonen succeeded Benjamin W. Franklin

ANNUAL REPORT

| <u>DISTRICT</u> | <u>JUDGE</u> | <u>DISTRICT</u> | <u>JUDGE</u> |
|----------------------|--|-----------------|---|
| 70th | Joseph G. DeFrancesco Harold W. Martin Bruce J. Scorsone Joseph L. Scorsone Maurice L. vanBenschoten Daniel R. Webber | 82nd | Joel I. Mills |
| 71A | Michael C. Dionise John P. Spires | 83rd | Francis L. Walsh |
| 71B | Richard F. Kern | 84th | Frank H. Miltner |
| 72nd | Wilbur V. Hamm James M. Kelly Walter W. Turton | 85th | William W. Stapleton |
| 73rd 1st Division | John Schubel | 86th | Richard L. Benedict James R. McCormick |
| 73rd 2nd Division | ¹ Richard P. Riordan | 87th | E. Patrick Murray |
| 74th | Paul Harvey ² Arthur E. Higgs ² Scott J. Newcombe | 88th | John J. Mack |
| 75th | Robert G. Fraser Henry Hart | 89th | Philip S. Tschirhart |
| 76th | ³ Peter D. O'Connell | 90th | David W. Fershee |
| 77th | Robert L. Miles | 91st | John E. LaRock |
| 78th | Richard J. Farabaugh | 92nd | Robert A. Wood |
| 79th | ⁴ John R. Carney, Jr. | 93rd | Charles H. Stark |
| 80th | Jon H. Ringelberg | 94th | Dean J. Shipman |
| 81st | J. Richard Ernst | 95A | Russell W. Bradley |
| | | 95B | Richard J. Celello |
| | | 96th | Stephen J. Catel William S. Easton |
| | | 97th | William G. Konstenius |
| | | 98th | Eugene R. Zinn |

¹Richard P. Riordan succeeded Eugene E. Deegan
²Scott J. Newcombe succeeded Ira W. Butterfield
³Peter D. O'Connell succeeded Douglas A. Dehn
⁴John R. Carney, Jr. succeeded Frederick G. Mather

COMMON PLEAS COURT

LOCATION

JUDGES

Detroit

| | | |
|------------------|----------------------|------------------------------|
| Arthur M. Bowman | R. Patrick Donahue | ¹ John A. Murphy |
| Frédéric E. Byrd | Theresa Doss | Henry J. Szymanski |
| John W. Connolly | Sharon T. Finch | Michael J. Talbot |
| John Cozart, Jr. | Ricardo J. Lubienski | Daniel J. VanAntwerp |
| | | ² Lucile A. Watts |

¹John A. Murphy succeeded George D. Kent
²Lucile A. Watts succeeded Jessie P. Slaton

ANNUAL REPORT

MUNICIPAL COURT JUDGES

REGION I

LOCATION

Grosse Pointe
 Grosse Pointe Farms
 Grosse Pointe Park
 Grosse Pointe Shores and
 Grosse Pointe Woods
 Taylor

JUDGES

Stan C. Kazul
 Robert Fytell
 Beverly C. Grobbel
 J. Patrick Denis
 Anthony Nicita
 William J. Sutherland

REGION II

East Detroit

Joseph N. Impastato
 Martin J. Smith

REGION III

Walker
 Grandville

Gregory T. Arsulowicz
 Sherwin Venema

COURT OF CLAIMS
 JUDGE ASSIGNMENTS
 FINANCIAL INFORMATION
 LEGISLATIVE REPORT
 JUDICIAL TRENDS

Court of Claims

Preceding page blank

The jurisdiction of the Court of Claims, except as otherwise provided by law, extends over claims and demands against the State or any of its departments, commissions, boards, institutions, arms or agencies. Any claimant may bring suit in the Court of Claims provided the claim is in excess of \$100.00.

Effective January 1, 1979, the Court of Claims became a part of the 30th Judicial Circuit (1978 PA 164).

| | |
|--|----------|
| Cases Pending at Beginning of Year | 591 |
| Cases Commenced During Year | 359 |
| Cases Remanded From Upper Courts | <u>9</u> |
| Total Cases to be Disposed of | 959 |
| Settled | 8 |
| Consent Judgment | 79 |
| Dismissed on Stipulation | 74 |
| Dismissed on Motion | 102 |
| Dismissed by Court | 1 |
| Judgment for Plaintiff | 19 |
| Judgment for Defendant | 17 |
| Discontinued on Stipulation | 7 |
| Discontinued by Plaintiff | 8 |
| Withdrawn by Plaintiff | 17 |
| Total Cases Disposed of During Year | 332 |
| Total Cases Pending at End of Year | 627 |
| Cases Appealed to Court of Appeals During Year | 15 |

ANNUAL REPORT
COURT OF CLAIMS

STATUS REPORT OF APPEALS TO COURT OF CLAIMS
UNDER VIETNAM VETERAN ERA BONUS SECTION ACT

| | | |
|---------------------------------------|-----|-----------|
| Appeals Pending at Beginning of Year | | 149 |
| Appeals Received During Year | | <u>14</u> |
| Total Appeals to be Disposed of | | 163 |
| Allowed | 35 | |
| Denied | 114 | |
| Total Appeals Disposed of During Year | | 149 |
| Total Appeals Pending at End of Year | | 14 |

Assignment of Judges

Assignment of Judges

The Michigan Constitution, 1963, Art. 6, Sec. 23; Public Acts 1961, No. 236, Sec. 225, 226, 8212, as amended, authorize assignment of judges from one court to another either by direct order of the Supreme Court or through the State Court Administrator.

Judicial vacancies occur during the year due to retirement, death or serious illness which require an assignment to fill the vacancy on a temporary basis. Often it is necessary to provide temporary assistance to a court which is experiencing a sudden increase in trial work, or a series of lengthy trials. Assignments are also made when a court is behind in its work, or when a case requires disqualification of a particular judge or an entire bench.

In most instances, assignments to the Court of Appeals or the Circuit, District or Probate Courts are made without regard to whether the assigned judge regularly sits on that court. For example, it is not unusual for a Probate Judge to be assigned to a Circuit Court, District to Circuit, Circuit to Court of Appeals, etc. This flexibility provides more efficient use of the most precious commodity in court administration: judge time.

"Routine" assignments of sitting judges require no state expenditure; local court funding is used.

Assignments — Retired or Former Judges

| | Court of Appeals | Circuit Court | Recorder's Court | District Court | Common Pleas Court | Probate Court | Municipal Court | Court of Claims | Totals |
|----------|------------------|---------------|------------------|----------------|--------------------|---------------|-----------------|-----------------|--------|
| Region 1 | 2 | 26 | 71 | 1 | 3 | 27 | 0 | 0 | 130 |
| Region 2 | 0 | 33 | 0 | 113 | 0 | 41 | 0 | 0 | 187 |
| Region 3 | 12 | 16 | 0 | 64 | 0 | 111 | 0 | 1 | 204 |
| Region 4 | 0 | 53 | 0 | 20 | 0 | 13 | 0 | 0 | 86 |
| Region 5 | 0 | 10 | 0 | 6 | 0 | 1 | 0 | 0 | 17 |
| Total | 14 | 138 | 71 | 204 | 3 | 193 | 0 | 1 | 624 |

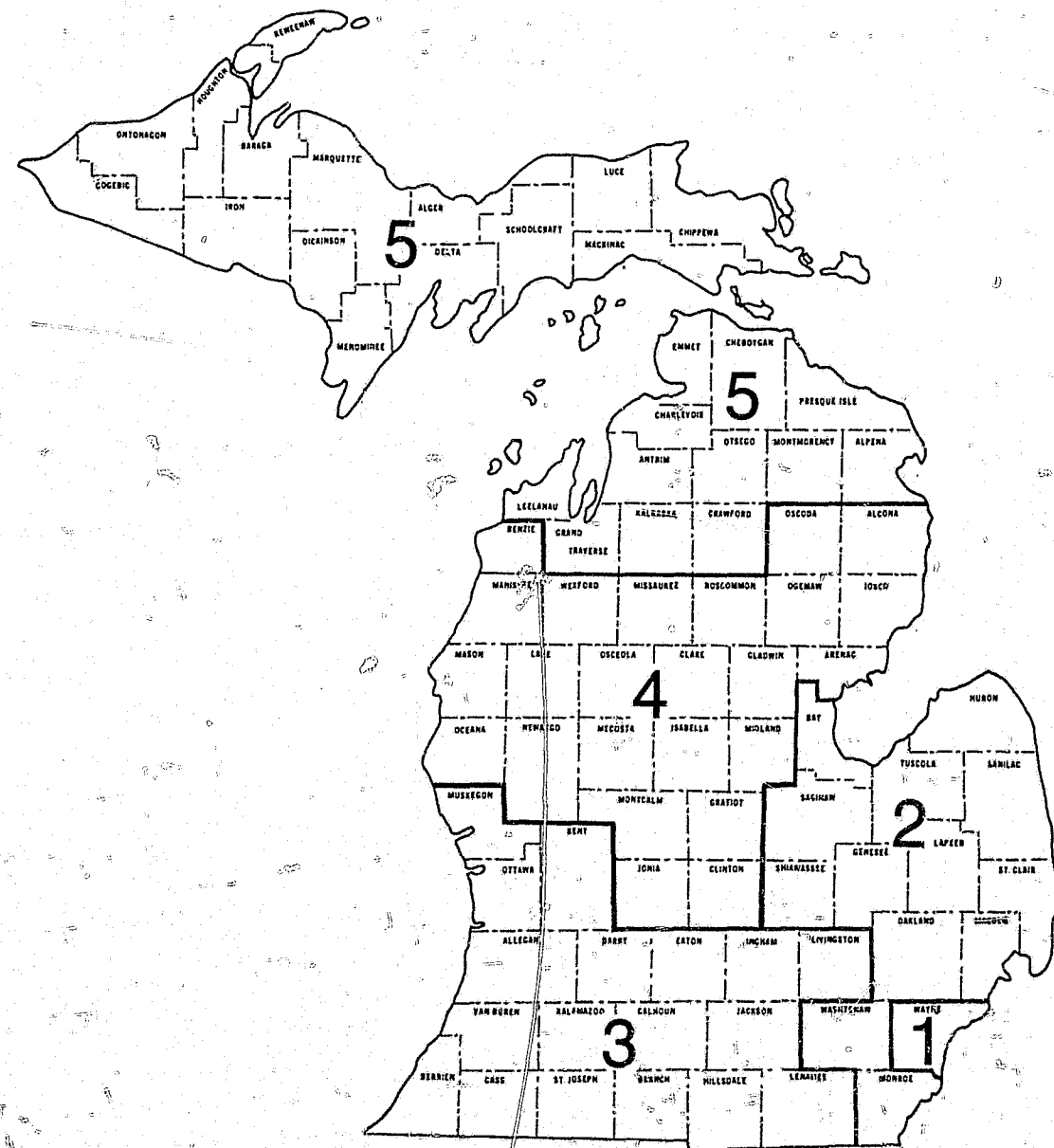
Assignment — Active Judges

| | Court of Appeals | Circuit Court | Recorder's Court | District Court | Common Pleas Court | Probate Court | Municipal Court | Court of Claims | Totals |
|----------|------------------|---------------|------------------|----------------|--------------------|---------------|-----------------|-----------------|--------|
| Region 1 | 12 | 139 | 88 | 71 | 0 | 102 | 3 | 0 | 415 |
| Region 2 | 0 | 157 | 0 | 157 | 0 | 147 | 0 | 0 | 461 |
| Region 3 | 6 | 225 | 0 | 264 | 0 | 326 | 0 | 36 | 857 |
| Region 4 | 0 | 150 | 0 | 152 | 0 | 214 | 0 | 0 | 516 |
| Region 5 | 0 | 130 | 0 | 121 | 0 | 153 | 0 | 0 | 404 |
| Total | 18 | 801 | 88 | 765 | 0 | 942 | 3 | 36 | 2653 |

Statewide Financial Information

Preceding page blank

COURT ADMINISTRATIVE REGIONS



STATEWIDE FINANCIAL INFORMATION

"The court system should receive financial support sufficient to permit effective performance of its responsibilities as a coordinate branch of government. The level of support should include adequate salaries for judicial and non-judicial personnel, necessary operating supplies and purchased services, and provision as needed for capital expenditures for facilities and new equipment. The financial operations of the court system should be administered through a unified budget in which all revenues and expenditures for all activities of all courts in the system are presented and supervised."

—American Bar Association's Commission on Standards for Judicial Administration.

Funding of the Michigan Court System is shared by the Federal, State, County, City and Township governments. During fiscal year 1978-79 the operational cost was approximately \$259,056,178. The State's share of that amount was \$33,776,439.

Michigan Court System

Fiscal Year 1978
Approximate Total Cost

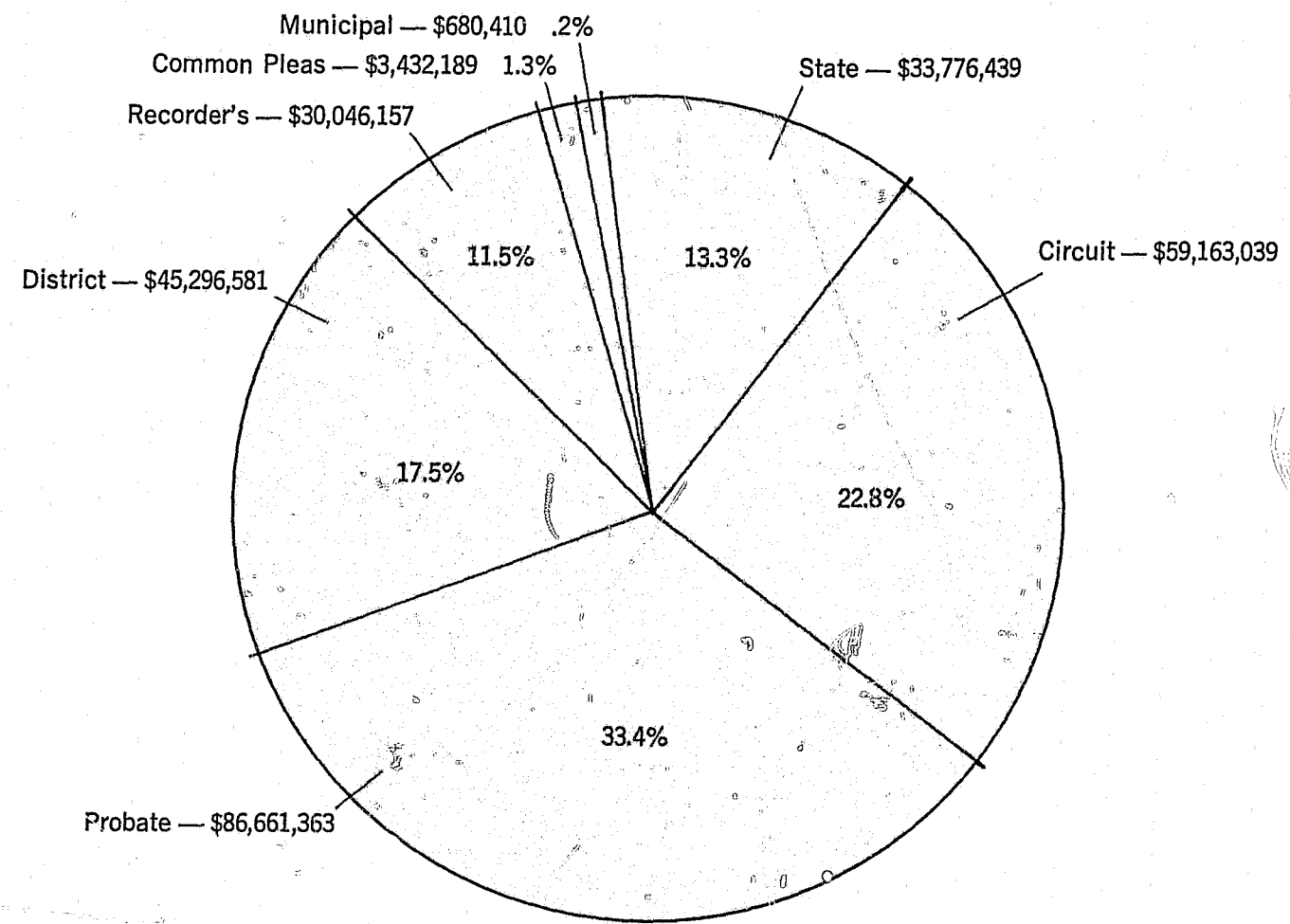
| | |
|---------------------------------------|----------------------|
| Trial Court Cost ¹ | \$240,896,104 |
| State Funded Judicial Operations: | |
| Supreme Court | 3,360,100 |
| Board of Law Examiners | 164,100 |
| Court of Appeals | 5,964,317 |
| State Court Administrative Office | 2,197,100 |
| Regional Administration | 771,900 |
| Judicial Education | 490,600 |
| Judicial Data Center | 3,215,057 |
| Judicial Tenure Commission | 326,300 |
| Appellate Defender | 1,442,300 |
| Court of Claims | 97,300 |
| State Case Reimbursement ² | 131,000 |
| Total | <u>\$259,056,178</u> |

| | |
|-------------------------------------|----------------------|
| Sources of Financing: | |
| State | \$ 33,776,439 |
| Other: | |
| State — Child Care Reimbursement | 18,627,157 |
| State — Adoption Subsidy | 1,639,275 |
| Federal — Cooperative Reimbursement | 8,563,693 |
| Federal — Incentive Programs | 11,297,718 |
| Federal Programs | 458,154 |
| Revenue from Court Business | 40,815,862 |
| Local Government Funds | <u>143,877,880</u> |
| Total | <u>\$259,056,178</u> |

¹State Funds are provided in part for Circuit, Probate, District, Recorder's, Common Pleas Judges Salaries, and Juvenile Officers Salaries. These are included in Trial Court Cost.

²Reimbursement for cases involving the State of Michigan not handled by the Court of Claims.

Total Costs of Court System
(Approximate)



| | | | |
|---------------------|------------------|---------------------|----------------|
| Circuit Court | \$64,191,589 | Recorder's Court | \$30,848,257 |
| minus — State share | <u>5,028,550</u> | minus — State share | <u>802,100</u> |
| | \$59,163,039 | | \$30,046,157 |
| | | | |
| Probate | \$90,283,248 | Common Pleas | \$ 3,793,134 |
| minus — State share | <u>3,621,885</u> | minus — State share | <u>360,945</u> |
| | \$86,661,363 | | \$ 3,432,189 |
| | | | |
| District | \$51,099,466 | Municipal | \$ 680,410 |
| minus — State share | <u>5,802,885</u> | | |
| | \$45,296,581 | | |

| | |
|-------------------|--------------|
| Total State share | \$33,776,439 |
|-------------------|--------------|

Annual Report

STATEWIDE FINANCIAL INFORMATION

July 1, 1978 - June 30, 1979

| | Recorder's Court | | | | | | | Total (244) |
|---|---------------------------|---------------------------|-----------------------------|---------------------------|--|-------------------------------|----------------------------|----------------|
| | Circuit Courts (52) | Probate Courts (78) | District Courts (104) | Felony Division (1) | Traffic and Ordinance Division (1) | Common Pleas Courts (1) | Municipal Courts (8) | |
| Number of Judges | (163) | (105) | (209) | (23) | (3) | (13) | (10) | (526) |
| Judges Salaries | \$ 7,472,391 | \$ 3,589,752 | \$ 8,501,086 | \$ 1,192,711 | \$ 155,571 | \$ 543,855 | \$ 88,810 | \$ 21,544,176 |
| Salaries & Wages | 11,886,011 | 24,269,612 | 20,664,902 | 3,338,196 | 5,958,932 | 2,278,205 | 313,654 | 68,709,512 |
| Longevity and Insurance | 2,051,990 | 2,953,093 | 3,091,595 | 480,276 | 648,138 | 299,138 | 42,661 | 9,566,891 |
| Retirement | 1,877,990 | 3,834,599 | 3,265,055 | 527,435 | 941,511 | 359,956 | 49,557 | 10,856,103 |
| Contractual Services, Supplies and Materials | 40,903,207 | 55,636,192 | 15,576,828 | 12,354,004 | 5,251,483 | 311,980 | 185,728 | 130,219,422 |
| Subtotal | \$64,191,589 | \$90,283,248 | \$51,099,466 | \$17,892,622 | \$12,955,635 | \$ 3,793,134 | \$ 680,410 | \$240,896,104 |
| Sources of Financing: | | | | | | | | |
| Federal Funds | \$ 19,972 | \$ 204,551 | \$ 233,631 | \$ — | \$ — | \$ — | \$ — | \$ 458,154 |
| State Funds — | | | | | | | | |
| Child Care Reimbursement | — | 18,627,157 | — | — | — | — | — | 18,627,157 |
| Adoption Subsidy | — | 1,639,275 | — | — | — | — | — | 1,639,275 |
| Cooperative Reimbursement | 8,563,693 | — | — | — | — | — | — | 8,563,693 |
| Incentive Programs | 11,297,718 | — | — | — | — | — | — | 11,297,718 |
| State Funds — Judges Salaries | 5,028,550 | 1,850,405 | 5,802,885 | 709,550 | 92,550 | 360,945 | — | 13,844,885 |
| Juvenile Officers Salaries | — | 1,771,480 | — | — | — | — | — | 1,771,480 |
| Revenue from Court Business | 14,430,590 | 2,289,769 | 13,214,867 | 1,400,000 | 7,178,936 | 1,373,500 | 928,200 | 40,815,862 |
| Total — Local Government | \$24,851,066 | \$63,900,611 | \$31,848,083 | \$15,783,072 | \$ 5,684,149 | \$ 2,058,689 | (\$ 247,790) | \$143,877,880 |

105

CONTRACTUAL SERVICES, SUPPLIES AND MATERIALS

| | Recorder's Court | | | | | | | Total (244) |
|----------------------|---------------------------|---------------------------|-----------------------------|---------------------------|--|-------------------------------|----------------------------|----------------|
| | Circuit Courts (52) | Probate Courts (78) | District Courts (104) | Felony Division (1) | Traffic and Ordinance Division (1) | Common Pleas Courts (1) | Municipal Courts (8) | |
| Friend of the Court | \$10,969,723 | \$ — | \$ — | \$ — | \$ — | \$ — | \$ — | \$ 10,969,723 |
| Probation Department | 3,799,275 | 102,588 | 2,207,153 | — | — | — | 16,500 | 6,125,516 |
| Jury Commission | 459,466 | — | — | 198,401 | — | — | — | 657,867 |
| Juvenile Homes | — | 24,502,673 | — | — | — | — | — | 24,502,673 |
| Transcripts | 893,675 | 61,950 | 312,005 | 200,000 | — | — | — | 1,467,630 |
| Jury Fees | 3,140,520 | 57,060 | 1,105,605 | 850,000 | — | — | 3,200 | 5,156,385 |
| Witness Fees | 286,840 | 91,700 | 493,230 | 200,000 | 50,000 | — | 9,500 | 1,131,270 |
| Appointed Counsel | 6,338,558 | 1,667,407 | 1,379,019 | 2,731,885 | 195,000 | — | 43,250 | 12,355,119 |
| Lump Sum | 1,484,133 | 7,746,598 | 1,308,775 | — | — | 311,980 | 23,420 | 10,874,906 |
| Other | 13,531,017 | 21,406,216 | 8,771,041 | 8,173,718 | 5,006,483 | — | 89,858 | 56,978,333 |
| Total | \$40,903,207 | \$55,636,192 | \$15,576,828 | \$12,354,004 | \$ 5,251,483 | \$ 311,980 | \$ 185,728 | \$130,219,422 |

Note: The above is shown to highlight the components of contractual services, supplies and materials. Probation Departments and Jury Commissions serve more than one court level although costs are usually carried in the Circuit Court budget.

Annual Report

Region I Financial Information

| | Recorder's Court | | | | | | | Total (30) |
|---|--------------------------|--------------------------|----------------------------|---------------------------|--|-------------------------------|----------------------------|---------------|
| | Circuit Courts (1) | Probate Courts (1) | District Courts (21) | Felony Division (1) | Traffic and Ordinance Division (1) | Common Pleas Courts (1) | Municipal Courts (5) | |
| Number of Judges | (33) | (8) | (31) | (23) | (3) | (13) | (6) | (117) |
| Judges Salaries | \$ 1,609,746 | \$ 359,736 | \$ 1,334,047 | \$ 1,192,711 | \$ 155,571 | \$ 543,855 | \$ 40,760 | \$ 5,236,426 |
| Salaries & Wages | 5,735,914 | 7,338,410 | 3,054,482 | 3,338,196 | 5,958,932 | 2,278,205 | 226,162 | 27,930,301 |
| Longevity and Insurance | 778,611 | 816,003 | 465,184 | 480,276 | 648,138 | 299,138 | 28,295 | 3,515,645 |
| Retirement | 906,275 | 1,159,469 | 482,608 | 527,435 | 941,511 | 359,956 | 35,734 | 4,412,988 |
| Contractual Services, Supplies and Materials | 7,258,533 | 9,309,478 | 2,085,268 | 12,354,004 | 5,251,483 | 311,980 | 102,398 | 36,673,144 |
| Subtotal | \$16,289,079 | \$18,983,096 | \$ 7,421,589 | \$17,892,622 | \$ 12,955,635 | \$ 3,793,134 | \$ 433,349 | \$ 77,768,504 |
| Sources of Financing: | | | | | | | | |
| Federal Funds | \$ —0— | \$ —0— | \$ 30,224 | \$ —0— | \$ —0— | \$ —0— | \$ —0— | \$ 30,224 |
| State Funds | 7,666,252 | 5,947,077 | 860,715 | 709,550 | 92,550 | 360,945 | —0— | 15,637,089 |
| Revenue from Court Business | 7,477,843 | 400,377 | 6,787,547 | 1,400,000 | 7,178,936 | 1,373,500 | 623,200 | 25,241,403 |
| Total — Local Government | \$ 1,144,984 | \$12,635,642 | (\$ 256,897) | \$15,783,072 | \$ 5,684,149 | \$ 2,058,689 | (\$ 189,851) | \$ 36,859,518 |

Child Care funds have not been deducted on the regional level because they are not readily identifiable in a court's budget.

906

CONTRACTUAL SERVICES, SUPPLIES AND MATERIALS

| | Recorder's Court | | | | | | | Total (30) |
|----------------------|--------------------------|--------------------------|----------------------------|---------------------------|--|-------------------------------|----------------------------|---------------|
| | Circuit Courts (1) | Probate Courts (1) | District Courts (21) | Felony Division (1) | Traffic and Ordinance Division (1) | Common Pleas Courts (1) | Municipal Courts (5) | |
| Friend of the Court | \$ —0— | \$ —0— | \$ —0— | \$ —0— | \$ —0— | \$ —0— | \$ —0— | \$ —0— |
| Probation Department | —0— | —0— | 131,049 | —0— | —0— | —0— | 8,000 | 139,049 |
| Jury Commission | —0— | —0— | —0— | 198,401 | —0— | —0— | —0— | 198,401 |
| Juvenile Homes | —0— | 5,523,740 | —0— | —0— | —0— | —0— | —0— | 5,523,740 |
| Transcripts | 80,000 | —0— | 1,300 | 200,000 | —0— | —0— | —0— | 281,300 |
| Jury Fees | 925,000 | —0— | 44,200 | 850,000 | —0— | —0— | —0— | 1,819,200 |
| Witness Fees | 85,000 | —0— | 48,900 | 200,000 | 50,000 | —0— | 9,000 | 392,900 |
| Appointed Counsel | 996,000 | —0— | 112,700 | 2,731,885 | 195,000 | —0— | 15,600 | 4,051,185 |
| Lump Sum | —0— | 3,785,738 | 8,550 | —0— | —0— | 311,980 | —0— | 4,106,268 |
| Other | 5,172,533 | —0— | 1,738,569 | 8,173,718 | 5,006,483 | —0— | 69,798 | 20,161,101 |
| Total | \$ 7,258,533 | \$ 9,309,478 | \$ 2,085,268 | \$12,354,004 | \$ 5,251,483 | \$ 311,980 | \$ 102,398 | \$ 36,673,144 |

Note: The above is shown to highlight the components of contractual services, supplies and materials. Probation Departments and Jury Commissions serve more than one court level although costs are usually carried in the Circuit Court budget.

Annual Report

Region II Financial Information

| | Circuit Courts (12) | Probate Courts (13) | District Courts (33) | Municipal Courts (1) | Total (58) |
|---|------------------------|------------------------|-------------------------|-------------------------|---------------|
| Number of Judges | (54) | (24) | (87) | (2) | (167) |
| Judges Salaries | \$ 2,418,610 | \$ 1,052,057 | \$ 3,684,181 | \$ 22,000 | \$ 7,176,848 |
| Salaries and Wages | 2,937,327 | 8,472,039 | 9,446,262 | 62,700 | 20,918,328 |
| Longevity and Insurance | 567,730 | 1,009,554 | 1,391,826 | 8,979 | 2,978,089 |
| Retirement | 464,093 | 1,338,583 | 1,492,508 | 9,907 | 3,305,096 |
| Contractual Services, Supplies and Materials | 17,740,197 | 21,713,826 | 7,273,804 | 23,420 | 46,751,247 |
| Subtotal | \$24,127,962 | \$33,586,059 | \$23,288,581 | \$ 127,006 | \$81,129,608 |
| Sources of Financing: | | | | | |
| Federal Funds | \$ —0— | \$ 73,897 | \$ 110,175 | \$ —0— | \$ 184,072 |
| State Funds | 8,572,399 | 7,712,413 | 2,415,555 | —0— | 18,700,367 |
| Revenue from Court Business | 3,211,495 | 1,058,097 | 13,214,867 | 190,000 | 17,674,459 |
| Total — Local Government | \$12,344,068 | \$24,741,652 | \$ 7,547,984 | (\$ 62,994) | \$44,570,710 |

Child Care funds have not been deducted on the regional level because they are not readily identifiable in a court's budget. We are in the process of visiting Circuit and Probate Courts to verify revenue.

107

CONTRACTUAL SERVICES, SUPPLIES AND MATERIALS

| | Circuit Courts (12) | Probate Courts (13) | District Courts (33) | Municipal Courts (1) | Total (58) |
|----------------------|------------------------|------------------------|-------------------------|-------------------------|---------------|
| Friend of the Court | \$ 5,685,351 | \$ —0— | \$ —0— | \$ —0— | \$ 5,685,351 |
| Probation Department | 2,834,841 | —0— | 973,949 | —0— | 3,808,790 |
| Jury Commission | 281,944 | —0— | —0— | —0— | 281,944 |
| Juvenile Homes | —0— | 9,833,103 | —0— | —0— | 9,833,103 |
| Transcripts | 326,250 | 19,050 | 52,305 | —0— | 397,605 |
| Jury Fees | 1,114,700 | 17,900 | 473,205 | —0— | 1,605,805 |
| Witness Fees | 23,325 | 36,000 | 142,230 | —0— | 201,555 |
| Appointed Counsel | 2,628,133 | 811,900 | 503,450 | —0— | 3,943,483 |
| Lump Sum | 1,002,566 | 2,828,291 | 1,144,955 | 23,420 | 4,999,232 |
| Other | 3,843,087 | 8,167,582 | 3,983,710 | —0— | 15,994,379 |
| Total | \$17,740,197 | \$21,713,826 | \$ 7,273,804 | \$ 23,420 | \$46,751,247 |

Note: The above is shown to highlight the components of contractual services, supplies and materials. Probation Departments and Jury Commissions serve more than one court level although costs are usually carried in the Circuit Court budget.

Annual Report

Region III Financial Information

| | Circuit Courts (17) | Probate Courts (18) | District Courts (25) | Municipal Courts (2) | Total (62) |
|---|---------------------------|---------------------------|----------------------------|----------------------------|---------------|
| Number of Judges | (43) | (27) | (59) | (2) | (131) |
| Judges Salaries | \$ 1,946,796 | \$ 1,013,491 | \$ 2,288,233 | \$ 26,050 | \$ 5,274,570 |
| Salaries and Wages | 2,389,355 | 6,344,380 | 5,906,512 | 24,792 | 14,665,039 |
| Longevity and Insurance | 459,632 | 779,935 | 868,643 | 5,389 | 2,113,599 |
| Retirement | 377,519 | 1,002,412 | 933,229 | 3,917 | 2,317,077 |
| Contractual Services, Supplies and Materials | 11,198,820 | 21,064,216 | 4,213,013 | 59,910 | 36,535,959 |
| Subtotal | \$16,372,122 | \$30,204,434 | \$14,209,630 | \$ 120,058 | \$60,906,244 |
| Sources of Financing: | | | | | |
| Federal Funds | \$ 19,972 | \$ 90,773 | \$ 38,166 | \$ —0— | \$ 148,911 |
| State Funds | 5,731,131 | 7,520,884 | 1,638,135 | —0— | 14,890,150 |
| Revenue from Court Business | 2,915,148 | 616,745 | 9,401,852 | 115,000 | 13,048,745 |
| Total — Local Government | \$ 7,705,871 | \$24,976,032 | \$ 3,131,477 | \$ 5,058 | \$32,818,438 |

Child Care funds have not been deducted on the regional level because they are not readily identifiable in a court's budget. We are in the process of visiting Circuit and Probate Courts to verify revenue.

108

CONTRACTUAL SERVICES, SUPPLIES AND MATERIALS

| | Circuit Courts (17) | Probate Courts (18) | District Courts (25) | Municipal Courts (2) | Total (62) |
|----------------------|---------------------------|---------------------------|----------------------------|----------------------------|---------------|
| Friend of the Court | \$ 4,010,296 | \$ —0— | \$ —0— | \$ —0— | \$ 4,010,296 |
| Probation Department | 885,400 | —0— | 789,397 | 8,500 | 1,683,297 |
| Jury Commission | 105,941 | —0— | —0— | —0— | 105,941 |
| Juvenile Homes | —0— | 9,097,492 | —0— | —0— | 9,097,492 |
| Transcripts | 388,800 | 18,280 | 152,250 | —0— | 559,330 |
| Jury Fees | 801,110 | 22,700 | 373,600 | 3,200 | 1,200,610 |
| Witness Fees | 132,500 | 38,700 | 201,000 | 500 | 372,700 |
| Appointed Counsel | 2,031,274 | 588,097 | 399,775 | 27,650 | 3,046,796 |
| Lump Sum | —0— | 1,126,654 | 122,820 | —0— | 1,249,474 |
| Other | 2,843,499 | 10,172,293 | 2,174,171 | 20,060 | 15,210,023 |
| Total | \$11,198,820 | \$21,064,216 | \$ 4,213,013 | \$ 59,910 | \$36,535,959 |

Note: The above is shown to highlight the components of contractual services, supplies and materials. Probation Departments and Jury Commissions serve more than one court level although costs are usually carried in the Circuit Court budget.

Annual Report

Region IV Financial Information

| | Circuit Courts (11) | Probate Courts (22) | District Courts (14) | Total (47) |
|---|---------------------------|---------------------------|----------------------------|---------------|
| Number of Judges | (15) | (22) | (15) | (52) |
| Judges Salaries | \$ 656,745 | \$ 566,183 | \$ 552,056 | \$ 1,774,984 |
| Salaries and Wages | 396,152 | 1,011,240 | 1,103,064 | 2,510,456 |
| Longevity and Insurance | 111,608 | 167,206 | 175,443 | 454,257 |
| Retirement | 62,592 | 159,776 | 174,284 | 396,652 |
| Contractual Services, Supplies and Materials | 2,647,813 | 1,871,053 | 955,259 | 5,474,125 |
| Subtotal | \$ 3,874,910 | \$ 3,775,458 | \$ 2,960,106 | \$10,610,474 |
| Sources of Financing: | | | | |
| Federal Funds | \$ —0— | \$ 32,489 | \$ 35,456 | \$ 67,945 |
| State Funds | 1,498,196 | 1,466,775 | 416,475 | 3,381,446 |
| Revenue from Court Business | 399,300 | 96,618 | 1,549,405 | 2,045,323 |
| Total — Local Government | \$ 1,977,414 | \$ 2,179,576 | \$ 958,770 | \$ 5,115,760 |

Child Care funds have not been deducted on the regional level because they are not readily identifiable in a court's budget. We are in the process of visiting Circuit and Probate Courts to verify revenue.

109

CONTRACTUAL SERVICES, SUPPLIES AND MATERIALS

| | Circuit Courts (11) | Probate Courts (22) | District Courts (14) | Total (47) |
|----------------------|---------------------------|---------------------------|----------------------------|---------------|
| Friend of the Court | \$ 734,619 | \$ —0— | \$ —0— | \$ 734,619 |
| Probation Department | 71,795 | 89,338 | 91,188 | 252,321 |
| Jury Commission | 19,796 | —0— | —0— | 19,796 |
| Juvenile Homes | —0— | —0— | —0— | —0— |
| Transcripts | 59,490 | 9,900 | 59,950 | 129,340 |
| Jury Fees | 201,090 | 8,700 | 114,800 | 324,590 |
| Witness Fees | 24,265 | 8,400 | 51,450 | 84,115 |
| Appointed Counsel | 382,650 | 129,110 | 160,194 | 671,954 |
| Lump Sum | 152,401 | —0— | 32,450 | 184,851 |
| Other | 1,001,707 | 1,625,605 | 445,227 | 3,072,539 |
| Total | \$2,647,813 | \$ 1,871,053 | \$ 955,259 | \$ 5,474,125 |

Note: The above is shown to highlight the components of contractual services, supplies and materials. Probation Departments and Jury Commissions serve more than one court level although costs are usually carried in the Circuit Court budget.

Annual Report

Region V Financial Information

| | Circuit Courts (11) | Probate Courts (27) | District Courts (15) | Total (53) |
|---|------------------------|------------------------|-------------------------|---------------|
| Number of Judges | (14) | (24) | (17) | (55) |
| Judges Salaries | \$ 624,544 | \$ 598,285 | \$ 642,569 | \$ 1,865,398 |
| Salaries and Wages | 427,263 | 1,103,543 | 1,154,582 | 2,685,388 |
| Longevity and Insurance | 111,492 | 180,394 | 190,498 | 482,384 |
| Retirement | 67,507 | 174,360 | 182,424 | 424,291 |
| Contractual Services, Supplies and Materials | 2,057,844 | 1,677,619 | 1,049,484 | 4,784,947 |
| Subtotal | \$ 3,288,650 | \$ 3,734,201 | \$ 3,219,557 | \$10,242,408 |
| Sources of Financing: | | | | |
| Federal Funds | \$ —0— | \$ 7,392 | \$ 19,610 | \$ 27,002 |
| State Funds | 1,206,036 | 1,241,168 | 472,005 | 2,919,209 |
| Revenue from Court Business | 426,804 | 117,932 | 1,455,767 | 2,000,503 |
| Total — Local Government | \$ 1,655,810 | \$ 2,367,709 | \$ 1,272,175 | \$ 5,295,694 |

Child Care funds have not been deducted on the regional level because they are not readily identifiable in a court's budget. We are in the process of visiting Circuit and Probate Courts to verify revenue.


110

CONTRACTUAL SERVICES, SUPPLIES AND MATERIALS

| | Circuit Courts (11) | Probate Courts (27) | District Courts (15) | Total (53) |
|----------------------|------------------------|------------------------|-------------------------|---------------|
| Friend of the Court | \$ 539,457 | \$ —0— | \$ —0— | \$ 539,457 |
| Probation Department | 7,239 | 13,250 | 221,570 | 242,059 |
| Jury Commission | 51,785 | —0— | —0— | 51,785 |
| Juvenile Homes | —0— | 48,338 | —0— | 48,338 |
| Transcripts | 39,135 | 14,720 | 46,200 | 100,055 |
| Jury Fees | 98,620 | 7,760 | 99,800 | 206,180 |
| Witness Fees | 21,750 | 8,600 | 49,650 | 80,000 |
| Appointed Counsel | 300,501 | 138,300 | 202,900 | 641,701 |
| Lump Sum | 329,166 | 5,915 | —0— | 335,081 |
| Other | 670,191 | 1,440,736 | 429,364 | 2,540,291 |
| Total | \$ 2,057,844 | \$ 1,677,619 | \$ 1,049,484 | \$ 4,784,947 |

Note: The above is shown to highlight the components of contractual services, supplies and materials. Probation Departments and Jury Commissions serve more than one court level although costs are usually carried in the Circuit Court budget.

Legislative Report



1

ANNUAL REPORT

LEGISLATIVE REPORT
1978 - 1979

- PA 453 - JUDGES RETIREMENT Provides full benefits to a member of the Judges Retirement system who is 55 and served 18 years, including the last 6 years continuously; allows deferred retirement option with 8 years & provides 2 years military service credit.
Signed and effective 10/16/78
- PA 496 - SMALL CLAIMS Increases jurisdiction of small claims court to \$600, from \$300; permits installment payments of judgments; requires that parties be informed that evening and Saturday court hours can be arranged.
Signed 12/11/78; effective 1/1/79
- PA 510 - TRAFFIC OFFENSES Makes routine traffic and parking violations civil infractions rather than misdemeanors; provides for informal hearings before magistrate without attorneys present; permits appeal.
Signed 12/19/78; effective 8/1/79
- PA 511 TRAFFIC OFFENSES Makes traffic violations civil infractions in judicature act.
Signed and effective 12/19/78
- PA 512 - TRAFFIC OFFENSES Makes traffic violations civil infractions in municipal court law.
Signed and effective 12/19/79
- PA 513 - TRAFFIC OFFENSES Removes traffic offenses from criminal code.
Signed 12/19/78; effective 3/28/79
- PA 514 - TRAFFIC OFFENSES Makes traffic violations civil infractions in uniform traffic code.
Signed and effective 12/19/78
- PA 515 - TRAFFIC OFFENSES Makes traffic violations on university and college grounds civil offenses.
Signed and effective 12/19/78
- PA 516 - TRAFFIC OFFENSES Makes traffic violations in shopping centers civil infractions.
Signed and effective 12/19/78
- PA 517 - TRAFFIC OFFENSES Makes traffic offenses in county parking lots civil infractions.
Signed and effective 12/19/78
- PA 522 - COURT STENO FEES Increase amount a circuit court stenographer may collect for transcripts to \$1.25 per page, from \$1.
Signed 12/20/78; effective 1/1/79
- PA 525 - COURT STENO FEES Increases amount a probate, district, Detroit Recorder's and Detroit Common Pleas court stenographers may collect for transcripts to \$1.25 per page, from \$1.
Signed 12/20/78; effective 1/1/79
- PA 538 - JUSTICE OF PEACE Deletes reference to justice of peace courts in bureau of criminal identification law.
Signed and effective 12/22/78
- PA 539 - JUSTICE OF PEACE Deletes reference to justice of peace courts in 4th class cities act.
Signed and effective 12/22/78
- PA 540 - JUSTICE OF PEACE Removes reference to justice of peace courts in election law.
Signed and effective 12/22/78
- PA 541 - CRIMINAL JUSTICE Creates State Commission on Criminal Justice and Office of Criminal Justice to set goals to reduce crime and improve administration of justice.
Signed 12/22/78; effective 12/31/78
- PA 542 - STATUTE OF LIMITATIONS Allows application of unexpired statute of limitations in civil actions that may be started outside the state.
Signed and effective 12/22/78

ANNUAL REPORT

- PA 543 - PROBATE COURTS Sets requirements on number of probate court judges in each county; sets guidelines on assignment of judges outside elected districts, controls changes of venue; requires testimony be recorded or taken by a stenographer; sets more rights of appeal; provides for appointment of probate register; raises fees for jury trial to \$30 from \$25. Signed 12/22/78; effective 7/1/79
- PA 550 - RETIREMENT SYSTEM STATEMENT Requires probate judges retirement system board to make a report to governor and Legislature within 6 months of the end of the fiscal year on financial status and operations. Signed and effective 12/22/78
- PA 552 - JUDGES RETIREMENT Requires judges retirement system board to report financial position to governor and Legislature within 6 months of end of fiscal year. Signed and effective 12/22/78
- PA 563 - PROBATE RETIREMENT Provides automatic increases for probate judges retirement benefits if retiring prior to December 21, 1974. Signed and effective 12/29/78
- PA 616 - TRAFFIC WARRANTS Clarifies provisions for issuing warrants for traffic offenses still subject to criminal process. Signed and effective 1/6/79
- PA 620 - APPELLATE DEFENDER Provides statutory basis for Appellate Defender's Office; creates 7 member appellate defender commission. Signed and effective 1/6/79
- PA 635 - COUNTY BONDS Permits county commissions to use blanket bonds to cover treasurer, clerk, sheriff, deputy sheriff, undersheriff and surveyor. Signed and effective 1/8/79

- PA 642 - PROBATE CODE Revises probate code; reduces court supervision; permits request for court assistance; raises small estate provision; requires notice when independent probate is used; permits intervention by judge who believes fraud, waste or other danger exists; increases amount given to surviving spouse when no will exists; raises homestead exemption. Signed 1/11/79; effective 7/1/79

(1979)

- PA 24 - MARRIAGES Authorizes federal judges to perform marriages. Signed and effective 6/6/79
- PA 51 - PROBATE CODE Corrects inconsistencies and omissions in Revised Probate Code, which was effective July 1, 1979, including provisions for administering estates of missing persons and absent beneficiaries and provisions that specify a legally incapacitated person as one who lacks sufficient understanding to make or communicate responsible decisions. Signed 7/7/79; effective 7/1/79
- PA 66 - TRAFFIC OFFENSES Corrects omissions and inconsistencies in new traffic violations procedures under which offenses are decriminalized; incorporates Detroit Recorder's Court traffic division into new law; removes requirement for witnesses during hearings; returns failure to stop for school bus to misdemeanor status; increases penalty points to four, from two, for fleeing an officer or drag racing. Signed 7/25/79; effective 8/1/79
- PA 67 - CIVIL JUDGMENTS Clarifies civil judgment provision of Revised Judicature Act so a fee is not levied for new civil infractions under the traffic decriminalization act; changes time for appeals on civil infraction decisions to a standard 7-day increment. Signed 7/25/79; effective 8/1/79

ANNUAL REPORT

- PA 69 - PROBATE Clarifies language and adds missing provisions on new probate procedures under Revised Judicature Act; provides that an appeal taking place before a final judgment may be heard by circuit court at the court's discretion. Signed and effective 7/25/79
- PA 81 - PROBATION SERVICES Amends laws on criminal procedure to provide for state control of probation services. Signed and effective 8/1/79
- PA 89 - PROBATION SERVICES Provides for state takeover of probation services; provides for transfer of employees from county to state civil service system. Signed 8/1/79; effective 12/31/79

Michigan Judicial Tenure Commission

Preceding page blank

ANNUAL REPORT

Michigan Judicial Tenure Commission

COMMISSION PURPOSE

The Judicial Tenure Commission was created in 1968 by Constitutional amendment and since that time has acted pursuant to the authority vested in it through General Court Rule 932, as amended.

The nine-member Commission, through its staff, receives and confidentially investigates complaints of misconduct regarding judges at virtually every level of the state judiciary. Many of the complaints are found to be unmeritorious and many others are disposed of through private admonition of the individual judge. However, in serious cases, the Commission is empowered to issue formal charges and conduct public hearings and, upon a finding of judicial misconduct, to recommend the imposition of discipline by the Supreme Court. In its ten year history, the Commission has found it necessary to issue formal complaints in only 23 instances, underscoring the careful consideration such an important step receives.

COMMISSION PROCEDURE

The Commission may undertake an investigation of a grievance: (1) upon receiving a sworn statement alleging judicial misconduct; (2) on its own motion upon receiving information from a source appearing to the Commission to warrant investigation, or (3) upon request of the Chief Justice of the Supreme Court.

Several procedural steps are required to be taken before a recommendation of discipline or removal can be made to the Supreme Court. Before any formal complaint can be filed against a judge, the Commission is required to notify the judge, in writing and in confidence, of the nature of the charges made against him and he must be allowed a reasonable opportunity to respond to these charges. The Commission must then consider the judge's response and determine whether or not to bring formal charges by the filing of a formal complaint.

After a formal complaint is filed and served on the respondent judge, he has 15 days to file his answer to the charges made in the formal complaint. The complaint, answer and all subsequent proceedings are public, and open to public inspection. The rules provide that, upon the filing of a formal complaint, the Commission may petition the Supreme Court for an interim suspension, to suspend the judge while the formal complaint is pending, and until final determination by the Supreme Court.

After the filing of a judge's answer, a hearing must be held by the Commission on the charges. This is a fact-finding hearing at which the evidence in support of the charges is presented by the Commission's examiner, usually the Executive Director or a staff attorney. The judge, or his counsel, is entitled to cross-examine all witnesses and to produce evidence and testimony in his defense.

Normally, the hearing is held before a Master, appointed by the Supreme Court. The respondent judge must be given at least 20 days prior notice before hearing is held on the complaint.

Michigan Judicial Tenure Commission

The Master then conducts the hearing and must, within 30 days of its termination, make a report to the Commission setting forth his findings of fact and conclusions of law resulting therefrom. Upon the filing of the Master's report, either party has 15 days in which to file his objections to the Master's report. If such objections are filed, the Commission must hold a hearing to allow the examiner or the judge's counsel, to present arguments in support of his objections. After such hearings, the Commission must consider the evidence and determine whether to make a disciplinary recommendation to the Supreme Court, or to dismiss the complaint without further action.

If the Commission recommends disciplinary action to the Supreme Court, as for example, a recommendation that the judge be removed from office, this recommendation is forwarded to the Supreme Court, accompanied by the Commission's factual and legal findings in regard to the complaint.

After the Commission's recommendation is received by the Supreme Court, the respondent judge has 30 days in which to file his objections to the recommendation of the Commission. Thereafter, the case is heard on the record made at the hearing before the Master and is reviewed de novo by the Supreme Court in the same manner as a civil action on appeal, with briefs filed by both sides, oral argument and review by the Supreme Court. The Supreme Court, in its decision, can accept, reject or modify the Commission's recommendation. In its determination, the Supreme Court can exercise its constitutional power to discipline a judge by directing censure, suspension, retirement or removal from office or such sanction as it deems appropriate.

Since its inception in 1968, the Commission has opened 1,331 files concerning grievances against judicial officers, 235 of which were received during the fiscal year, July 1, 1978-June 30, 1979. During the current fiscal year, 194 grievances reached final disposition, resulting in a year-end case load of 77 pending grievances.

GRIEVANCE SOURCES

The 235 grievances filed with the Commission in the course of this period, originated from the following sources:

| | |
|------|---|
| 152 | Litigants |
| 23 | Nonlitigating Citizens |
| 4 | Judges |
| 1 | Court personnel |
| 16 | Individual Attorneys |
| 14 | Public Officials |
| 3 | Court Watchers |
| 6 | State Court Administrative Office |
| 26 | Attorney Grievance Commission Referrals |
| 4 | Judicial Tenure Commission |
| 7 | Other |
| 256* | Total |

*The total figure reflects the fact that several grievances were filed by more than one grievant.

Michigan Judicial Tenure CommissionSUBJECT MATTER OF GRIEVANCES

The 194 grievances disposed of by the Commission in the course of the current period, concerned the following matters:

| | |
|-----|---|
| 31 | Courtroom Demeanor |
| 2 | Intemperance |
| 5 | Conflict of Interest |
| 4 | Political Activity |
| 1 | Practicing law |
| 42 | Prejudice or Partiality |
| 1 | Criminal Conviction or Activitiy |
| 17 | Failure to Perform, Incompetence or Neglect |
| 33 | Review of Merits |
| 10 | Personal Misconduct |
| 4 | Procedural or Administrative Irregularity |
| 12 | Attorney Misconduct |
| 23 | Review of Legal Ruling |
| 1 | Physical or Mental Disability |
| 8 | Miscellaneous |
| 194 | Total |

DISPOSITIONAL BREAKDOWN

Of the 194 grievances processed to completion by the Commission during the current period, the determination of such grievances was as follows:


| | |
|-----|--|
| 109 | Frivolous or unfounded |
| 47 | Should be matter for appellate review |
| 6 | Judge corrected problem |
| 2 | Judge voluntarily resigned or retired before formal proceedings commence |
| 14 | Private admonition to judge |
| 9 | Lack of jurisdiction |
| 7 | Other |
| 194 | Total |

CATEGORY OF JUDGE COMPLAINED AGAINST

| | |
|------|-----------------------------|
| 1 | Federal Judge |
| 1 | Court of Appeals |
| 76 | Circuit |
| 19 | Recorder's Court |
| 26 | Probate |
| 58 | District |
| 5 | Common Pleas |
| 9 | Municipal |
| 3 | Administrative Law Judge |
| 3 | Friend of the Court Referee |
| 201* | Total |

*The total figure reflects the fact that several grievances concerned more than one judge.

Michigan Attorney Grievance Commission



Attorney Grievance Commission

The Supreme Court on May 4, 1978 adopted GCR 950-979, effective October 1, 1978, creating two new agencies to exercise the Court's exclusive constitutional responsibility to supervise and discipline Michigan attorneys. The Court also repealed State Bar Rules 15 and 16 and State Bar Grievance Board Rule 16.1-16.37. By this action the State Bar Grievance Board expired and was succeeded by two agencies: Attorney Grievance Commission, the prosecution arm of the Court; Attorney Discipline Board, the adjudicative arm of the Court.

COMPOSITION OF ATTORNEY GRIEVANCE COMMISSION

The Attorney Grievance Commission consists of seven persons who serve without compensation and are appointed as follows:

Three lawyers appointed by the Supreme Court; 2 lay persons appointed by the Supreme Court; 2 lawyers appointed by the Board of Commissioners of the State Bar of Michigan.

JURISDICTION

The duties and responsibilities of the Attorney Grievance Commission and its staff are spelled out in GCR 950-979. The Commission is continuing its offices in the space formerly occupied by the State Bar Grievance Board at 600 Woodward, Detroit, Michigan 48226.

On a statewide basis it receives, evaluates, investigates and prosecutes complaints of professional misconduct.

The Attorney Discipline Board has separate offices at 333 W. Fort Street, Suite 1260, Detroit, Michigan 48226.

ACTIVITIES

During this fiscal period (July 1, 1978 through June 30, 1979) 2,578 complaints were received, consisting of 1,488 matters not involving serious misconduct and which were resolved by correspondence, together with 1,090 complaints for which files were opened and the accused attorneys required to file answers. These exceed the total figure of 2,440 of the previous year for an increase of 5+.

After a full investigation by the staff, assisted by attorneys throughout the jurisdiction acting as volunteer investigators, and following consideration by the Grievance Commission, 722 complaints were dismissed as not constituting provable misconduct.

DISPOSITION OF FORMAL COMPLAINTS

This aspect of the process is under the direct and exclusive direction of the Attorney Discipline Board. Following a full hearing before a hearing panel of three attorneys and following all review and appellate proceedings, the following final orders of discipline were filed:

ANNUAL REPORT

Attorney Grievance Commission

| | |
|-----------------------------------|----------|
| Disbarments: | 6 |
| Suspensions: | 20 |
| Reprimands: | 26 |
| Resignations: | 0 |
| Transferred to Inactive Status: | <u>4</u> |
| Total final orders of discipline: | 56 |

In the same period, nine petitions for reinstatement were granted.

EXPENDITURES

By order of the Supreme Court the entire costs of the process is provided by a budget financed and approved by the State Bar of Michigan out of the annual lawyers' dues.

The State Bar of Michigan is on a fiscal year of October 1 through September 30. For the period of October 1, 1978 through September 30, 1979, which coincides with the termination of the State Bar Grievance Board, the audit report reflects an expenditure of \$366,325 for discipline.

State Appellate Defender

STATE APPELLATE
DEFENDER

ANNUAL REPORT

STATE APPELLATE DEFENDER OFFICE

History

The State Appellate Defender Office was created in mid-1970 and officially began accepting assignments in September of that year. The office was created to provide competent legal representation in criminal post-conviction matters, consistent with constitutional guarantees of equal justice and due process of law. The office had its genesis in administrative order of the Michigan Supreme Court and functioned under the auspices of that court within the office of the State Court Administrator.

From 1970 to 1978 the State Appellate Defender Office was based in and operated only out of Detroit. However, in January of 1979 the Lansing division of the State Appellate Defender Office began operations. This office was established to improve the delivery of services to northern and western counties, cut travel expenses and facilitate access by more individuals and agencies to the State Appellate Defender Office's expertise in the area of criminal law and procedure.

The defender office is appointed by the Michigan Supreme Court, the Michigan Court of Appeals, the Michigan Circuit Courts and the Recorder's Court for the City of Detroit to represent indigent criminal defendants on regular appeals and in a variety of other post-conviction proceedings.

Once the Defender is appointed as counsel for a particular client, all the documents necessary to process the case to its completion are obtained and Deputy Defenders and Assistant Defenders are assigned to actually handle the case. In general, the work consists of examining the lower court documents, interviewing clients, investigating, researching issues, making motions and oral arguments and writing briefs.

On January 6, 1979, P.A. 1978, No. 620 (MCLA 780.711 et. seq.) was enacted by the Michigan Legislature creating the Appellate Defender Commission within the office of the State Court Administrator which has the responsibility for supervising the State Appellate Defender. The Commission consists of seven members appointed by the Governor for terms of four years. Two members are recommended by the Supreme Court, one by the Court of Appeals, one by the Michigan Judges Association, two by the State Bar of Michigan, and one, who cannot be an attorney, is selected from the general public by the Governor.

In addition to supervising the work of the State Appellate Defender, the Commission is charged with the supervision of a statewide roster of locally appointed private counsel who represent indigent criminal defendants on appeal in cases where the Defender is not assigned. The Commission is also required to develop minimum

STATE APPELLATE DEFENDER OFFICE

standards to which all indigent criminal appellate services must conform, to submit them to the Michigan Supreme Court for its approval and adoption. It is also to provide a continuing legal education training program for the Defender's staff and the roster attorneys.

On May 25, 1979, pursuant to the provisions of Public Act 620, the Governor appointed the State Appellate Defender commission. Its members are:

William R. Walsh, Jr., Chairman, Port Huron
 John C. Emery, Jr., Grosse Pointe
 Ms. Vesta Svenson, Detroit
 Judge Harold E. VanDomelen, Hart
 James McMillan, Grosse Pointe Shores
 John E. Scott, Detroit
 John Stenger, Lansing

During this year the Defender Commission appointed an Advisory Committee on Assigned Appellate Counsel, composed of a cross section of interested individuals, to prepare proposed minimum standards for indigent criminal defense appellate services and to propose an administrative design for the statewide roster of private assigned counsel. These standards and administrative roster design have been submitted to the Supreme Court. The Court is expected to act on the matter in 1980.

The State Appellate Defender Office appears as counsel at all levels of the Michigan and federal judiciaries. Office attorneys make regular client visits and lower court appearances in virtually all areas of this state. They also appear before the Michigan Supreme Court and the Court of Appeals.

In addition to the work produced in each case, the office is also involved in collateral matters associated with all facets of the criminal justice system. The Legal Resources Project, a division of the office, is now in its third year of operation. Financed by a federal grant from the Office of Criminal Justice Programs, the project was conceived in response to demands from all sectors of the community for specialized assistance in the area of criminal law and procedure. It brought together the existing resources of the defender office and formed them into the only statewide informational resource for criminal defense attorneys. It has become a central clearinghouse of information network for information dissemination.

Information available through the project includes: all briefs and motions on file in the State Appellate Defender Office; a monthly criminal defense newsletter published by the project on significant developments in Michigan and federal law; an expert witness file containing names and resumes of experts who have been used or recommended by attorneys across the state; and research memoranda on

STATE APPELLATE DEFENDER OFFICE

important, complex, or new areas of the law. During this past year, the project responded to a total of 757 requests, sent out more than 19,530 pages of materials, and provided indigent criminal defendants and those who represent them with some 350 briefs and memoranda. The project's newsletter had over 1,000 subscribers, and it served 59 counties and 145 cities.

The Office completed preparing the criminal appellate practice and procedure book which is to be used by attorneys, secretaries, law students, paralegals, and all others interested in criminal practice in Michigan. This manual comprehensively covers the processing of cases after conviction and in early 1980 will be distributed free throughout the state to law libraries and attorneys who regularly handle assigned indigent appeals.

The office has continued to conduct training seminars for attorneys representing indigent defendants in criminal proceedings. Three three-day, intensive training seminars were held this year and similar training seminars will be conducted in the upcoming year.

Further, the office is exploring means of increasing its efficiency in effectiveness by introducing technology which will permit it to develop systems of information gathering and dissemination which will permit almost instant access to a comprehensive repository of information by attorneys throughout the state who represent indigent criminal defendants.

SUMMARY OF CASE ACTIVITY FROM 7/1/78 to 6/30/79

Although new data gathering systems were started by the office during this reporting year, much crucial information is still unavailable, so this report cannot fully describe all the work of the office. The average case has several actions prior to final disposition. Examples of the various types of actions taken on a particular case before final disposition may be found in the case activity reports included here.

Included is a summary of actions taken on cases during the 1978-79 reporting period. It should be noted that several cases which are closed during the year are reopened for further proceedings at a later time. The majority of the post-conviction cases closed at the trial court and Court of Appeals levels are reopened for further appeal. Also, several of those closed in the Michigan Supreme Court are pursued at a later time in federal court or via delayed motion for new trial in the trial court.

At the close of this reporting period, the office had a total of 909 open, active cases, 621 new assignments had been received, and 546 cases closed.

ANNUAL REPORT
STATE APPELLATE DEFENDER OFFICE

LAST ACTION ON CASES OPEN 7/1/78 to 6/30/79

I. TRIAL COURT

| | |
|--|----|
| Motion New Trial with supporting Memorandum of Law | 12 |
| Motion Vacate Plea/Conviction/Sentence | 6 |
| Motion Withdraw as Appellate Counsel | 1 |
| Hearing on Remand pending | 5 |
| Motion pending (Prosecutor appeal) | 1 |
| Motion denied, further action pending | 6 |
| Appointed for determination of indigency | 1 |
| Applicaton for Delayed Appeal pending in Court of Appeals | 3 |
| Motion for Rehearing | 2 |
| Leave case - no transcript | 7 |
| Leave case - transcript | 27 |
| Leave case - no action this year | 13 |
| Cases assigned to SADO, no claim filed - transcript received | 15 |
| Cases assigned to SADO, no claim filed - transcript not received | 77 |

TOTAL 176

II. COURT OF APPEALS

| | |
|---|-----|
| Claim filed - no transcript | 65 |
| Claim filed - transcript received | 244 |
| No action this year | 3 |
| Previous attorney - Motion to Withhold Submission | 1 |
| Motion Remand (including supplementals) | 13 |
| Motion Peremptory Reversal/Resentencing | 11 |
| Motion Require Psychiatric Evaluation | 1 |
| Motion Vacate Sentence with supporting Memorandum of Law | 1 |
| Complaint for Superintending Control | 1 |
| Court of Appeals Order holding in abeyance | 4 |
| Peremptory Reversal denied, further action pending | 1 |
| Motion to hold in abeyance denied, further action pending | 1 |
| Remand denied, further action pending | 1 |
| Bond denied, further action pending | 1 |
| Stipulation Dismissing Appeal | 6 |
| Motion Guidance | 1 |
| Brief | 181 |
| Supplemental Brief | 6 |
| Supplemental Brief (Prosecutor) | 3 |
| Oral Argument had | 81 |
| Remanded, decision pending (Michigan Supreme Court) | 4 |
| Remanded, decision pending (United States Supreme Court) | 1 |
| Prosecutor emergency Application | 1 |
| Remanded, jurisdiction retained | 6 |
| Rehearing/Reconsideration | 3 |

TOTAL 641

ANNUAL REPORT
STATE APPELLATE DEFENDER OFFICE

ACTIVITY ON CASES CLOSED 7/1/78 to 6/30/79

I. TRIAL COURT

| | |
|---|----|
| 1. Assigned in error, improper assignment | 2 |
| 2. Withdraw as counsel | 5 |
| 3. Case dismissed | 1 |
| 4. Appeal withdrawn | 12 |
| 5. Substitute counsel appointed | 6 |
| 6. Regular disposition | 27 |

TOTAL 53

II. COURT OF APPEALS

| | |
|--|-----|
| 1. Client retained own counsel | 1 |
| 2. Client deceased | 1 |
| 3. SADO motion to withdraw as counsel granted | 1 |
| 4. Substitute counsel appointed | 1 |
| 5. Application for appointment of appellate counsel denied | 1 |
| 6. Appeal dismissed by stipulation | 82 |
| 7. Appeal dismissed on motion | 4 |
| 8. Appeal dismissed as moot | 1 |
| 9. Case remanded | 14 |
| 10. Regular disposition | 270 |

TOTAL 376

III. SUPREME COURT

| | |
|------------------------------------|----|
| 1. Appeal dismissed | 1 |
| 2. Prosecutor's leave denied | 15 |
| 3. SADO leave denied | 70 |
| 4. Other disposition | 29 |

TOTAL 115

IV. UNITED STATES SUPREME COURT

| | |
|--|---|
| 1. Writ of certiorari by prosecutor denied | 1 |
| 2. Final disposition | 1 |

TOTAL 2

TOTAL FINAL DISPOSITIONS 546

ANNUAL REPORT
STATE APPELLATE DEFENDER OFFICE

III. SUPREME COURT

| | |
|--|-----------|
| No action this year | 10 |
| Application for Leave to Appeal with Brief | 40 |
| Application for Leave to Appeal (Prosecutor appeal) | 10 |
| Reconsideration/Rehearing | 5 |
| Reconsideration/Rehearing (Prosecutor appeal) | 2 |
| Application for Leave - Order holding in abeyance | 7 |
| Leave granted - Brief filed | 2 |
| Cases assigned to SADO - transcript received | 3 |
| Leave granted SADO | 1 |
| Oral Argument had | 4 |
| Decision pending on Remand (United States Supreme Court) | 1 |
| Prosecutor Answer to Show Cause (Prosecutor appeal) | 1 |
| TOTAL | 86 |

IV. UNITED STATES DISTRICT COURT

| | |
|-----------------------------|----------|
| No action this year | 2 |
| Brief | 3 |
| Writ of Habeas Corpus | 1 |
| TOTAL | 6 |

TOTAL OPEN CASES 909

FILINGS BY SADO 7/1/78 to 6/30/79

| Court | Closed Cases | Open Cases | Reporting Year Total |
|----------------------|--------------|------------|----------------------|
| I. Trial Court | 43 | 54 | 97 |
| II. Court of Appeals | 342 | 966 | 1,308 |
| III. Supreme Court | 98 | 90 | 188 |
| | 483 | 1,110 | 1,593 |

ANNUAL REPORT
STATE APPELLATE DEFENDER OFFICE

DISPOSITION OF ALL CASES CLOSED
SINCE THE 1970 FORMATION OF THE STATE APPELLATE DEFENDER OFFICE

I. TRIAL COURT

| | |
|---|-----|
| 1. Assigned in error, improper assignment, etc. | 35 |
| 2. Assigned to advised client only | 1 |
| 3. Withdrew as counsel | 33 |
| 4. Client retained own counsel | 15 |
| 5. Client missing, no possible action | 2 |
| 6. Case dismissed | 7 |
| 7. Appeal withdrawn | 21 |
| 8. Client released on habeas corpus | 1 |
| 9. SADO withdrew as counsel by request/appointment returned | 40 |
| 10. Substitute counsel appointed | 7 |
| 11. Final disposition reached | 180 |

II. COURT OF APPEALS

| | |
|--|-------|
| 1. Withdrew as counsel | 57 |
| 2. Client retained own counsel | 4 |
| 3. Client missing, deceased | 4 |
| 4. SADO motion to withdraw as counsel granted | 166 |
| 5. Prosecutor's motion to dismiss appeal granted | 2 |
| 6. Application for Leave to Appeal denied | 39 |
| 7. Confession of error by prosecutor | 2 |
| 8. Appeal dismissed as moot | 7 |
| 9. Appeal dismissed by motion or stipulation | 411 |
| 10. Appeal dismissed for lack of progress | 1 |
| 11. Final disposition reached | 1,654 |

III. SUPREME COURT

| | |
|--|-----|
| 1. SADO removed as counsel, client found not indigent | 3 |
| 2. Withdrew as counsel | 5 |
| 3. Client withdrew appeal | 3 |
| 4. Case dismissed - client missing | 3 |
| 5. Appointment vacated | 28 |
| 6. Appeal dismissed | 8 |
| 7. Prosecutor's leave denied | 48 |
| 8. Prosecutor's leave granted | 30 |
| 9. SADO leave denied | 611 |
| 10. Disposition by Supreme Court on plea cases for Court of Appeals | 10 |
| 11. SADO leave granted - client retained own counsel | 5 |
| 12. Final disposition reached | 293 |

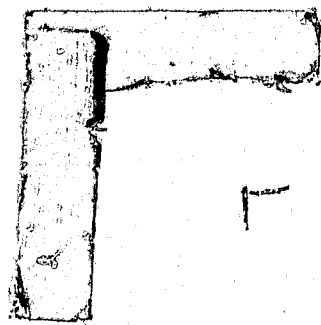
ANNUAL REPORT
STATE APPELLATE DEFENDER OFFICE

IV. FEDERAL COURT

1. Writ of habeas corpus 4

V. UNITED STATES SUPREME COURT

1. Writ of certiorari by prosecutor granted 1
2. Writ of certiorari by prosecutor denied 3
3. Final disposition reached 2



CONTINUED

2 OF 9

CIRCUIT COURT SUPPLEMENT

to the
1978-79 Annual Report
of the
State Court Administrator — Michigan



The Constitution of Michigan, Article VI, Section 11, provides that the state shall be divided into judicial circuits along county lines in each of which there shall be elected one or more circuit judges as provided by law. Sessions of the circuit court shall be held at least four times in each year in every county organized for judicial purposes. Each circuit judge shall hold court in the county or counties within the circuit in which he is elected, and in other circuits as may be provided by rules of the supreme court. The number of judges may be changed, altered and discontinued. Judges shall be changed and altered and discontinued on the recommendation of the supreme court to reflect a change in the number of judges in a circuit shall be made during the term of office of a judge from office during

85550

U.S. Department of Justice
National Institute of Justice

This document has been reproduced exactly as received from the person or organization originating it. Points of view or opinions stated in this document are those of the authors and do not necessarily represent the official position or policies of the National Institute of Justice.

Permission to reproduce this copyrighted material has been granted by

Michigan Court Administrators

to the National Criminal Justice Reference Service (NCJRS).

Further reproduction outside of the NCJRS system requires permission of the copyright owner.

NOTE:

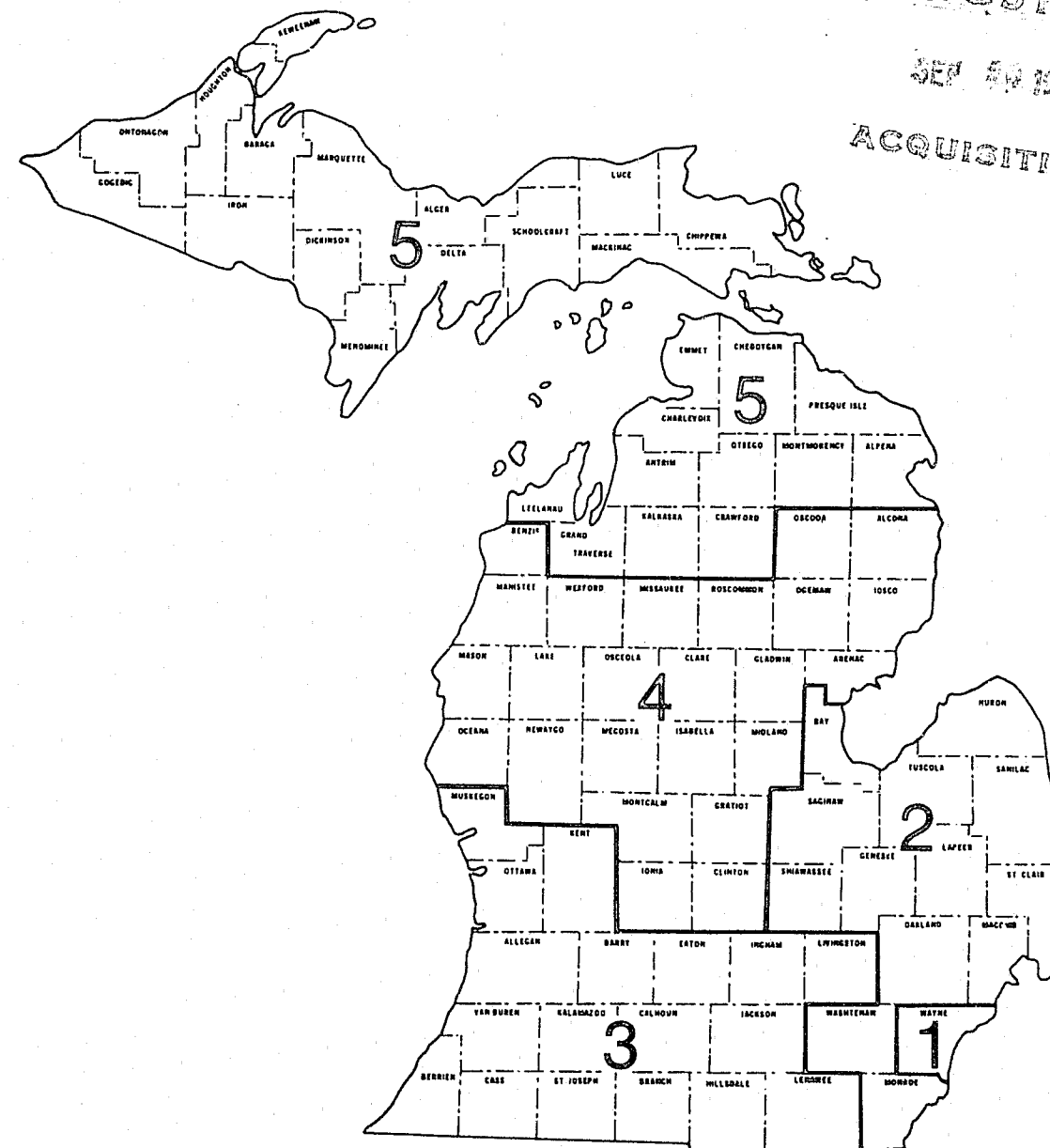
There is an error on the summary sheet in this supplement. The total number of mistrials should be 69 rather than 857. Genesee County reported 788 mistrials, instead of only one mistrial in a criminal case.

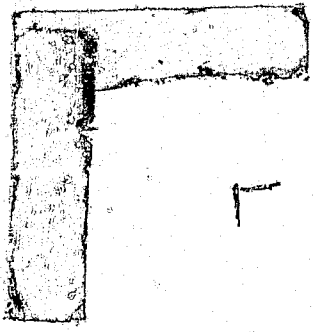
COURT ADMINISTRATIVE REGIONS

NCJRS

SEP 69 1992

ACQUISITIONS





Circuit Court

1978-79 Supplement to Annual Report

Table of Contents

Page Number

Statewide Summary..... 1

REGION I

Circuit Number

3 Wayne County..... 2

REGION II

Circuit Number

6 Oakland County..... 3
7 Genesee County..... 4
10 Saginaw County..... 5
16 Macomb County..... 6
18 Bay County..... 7
22 Washtenaw County..... 8
24 Sanilac County..... 9
31 St. Clair County..... 10
35 Shiawassee County..... 11
38 Monroe County..... 12
40 Lapeer County..... 13
40 Tuscola County..... 14
40 Court Summary..... 15
52 Huron County..... 16
Region II Summary..... 17

REGION III

Circuit Number

1 Hillsdale County..... 18
2 Berrien County..... 19
4 Jackson County..... 20
5 Barry County..... 21
5 Eaton County..... 22
5 Court Summary..... 23
9 Kalamazoo County..... 24
14 Muskegon County..... 25
15 Branch County..... 26
17 Kent County..... 27
20 Ottawa County..... 28
30 Ingham County..... 29
36 Van Buren County..... 30

REGION III (cont'd.)

| <u>Circuit Number</u> | | <u>Page Number</u> |
|-----------------------|-------------------------|--------------------|
| 37 | Calhoun County..... | 31 |
| 39 | Lenawee County..... | 32 |
| 43 | Cass County..... | 33 |
| 44 | Livingston County..... | 34 |
| 45 | St. Joseph County..... | 35 |
| 48 | Allegan County..... | 36 |
| | Region III Summary..... | 37 |

REGION IV

| <u>Circuit Number</u> | | <u>Page Number</u> |
|-----------------------|------------------------|--------------------|
| 8 | Ionia County..... | 38 |
| 8 | Montcalm County..... | 39 |
| 8 | Court Summary..... | 40 |
| 19 | Benzie County..... | 41 |
| 19 | Manistee County..... | 42 |
| 19 | Court Summary..... | 43 |
| 21 | Clare County..... | 44 |
| 21 | Gladwin County..... | 45 |
| 21 | Isabella County..... | 46 |
| 21 | Court Summary..... | 47 |
| 23 | Alcona County..... | 48 |
| 23 | Iosco County..... | 49 |
| 23 | Oscoda County..... | 50 |
| 23 | Court Summary..... | 51 |
| 27 | Newaygo County..... | 52 |
| 27 | Oceana County..... | 53 |
| 27 | Court Summary..... | 54 |
| 28 | Missaukee County..... | 55 |
| 28 | Wexford County..... | 56 |
| 28 | Court Summary..... | 57 |
| 29 | Clinton County..... | 58 |
| 29 | Gratiot County..... | 59 |
| 29 | Court Summary..... | 60 |
| 34 | Arenac County..... | 61 |
| 34 | Ogemaw County..... | 62 |
| 34 | Roscommon County..... | 63 |
| 34 | Court Summary..... | 64 |
| 42 | Midland County..... | 65 |
| 49 | Mecosta County..... | 66 |
| 49 | Osceola County..... | 67 |
| 49 | Court Summary..... | 68 |
| 51 | Lake County..... | 69 |
| 51 | Mason County..... | 70 |
| 51 | Court Summary..... | 71 |
| | Region IV Summary..... | 72 |

REGION V

| <u>Circuit Number</u> | | <u>Page Number</u> |
|-----------------------|----------------------------|--------------------|
| 11 | Alger County..... | 73 |
| 11 | Luce County..... | 74 |
| 11 | Schoolcraft County..... | 75 |
| 11 | Court Summary..... | 76 |
| 12 | Baraga County..... | 77 |
| 12 | Houghton County..... | 78 |
| 12 | Keweenaw County..... | 79 |
| 12 | Court Summary..... | 80 |
| 13 | Antrim County..... | 81 |
| 13 | Grand Traverse County..... | 82 |
| 13 | Leelanau County..... | 83 |
| 13 | Court Summary..... | 84 |
| 25 | Marquette County..... | 85 |
| 26 | Alpena County..... | 86 |
| 26 | Cheboygan County..... | 87 |
| 26 | Montmorency County..... | 88 |
| 26 | Presque Isle County..... | 89 |
| 26 | Court Summary..... | 90 |
| 32 | Gogebic County..... | 91 |
| 32 | Ontonagon County..... | 92 |
| 32 | Court Summary..... | 93 |
| 33 | Charlevoix County..... | 94 |
| 33 | Emmet County..... | 95 |
| 33 | Court Summary..... | 96 |
| 41 | Dickinson County..... | 97 |
| 41 | Iron County..... | 98 |
| 41 | Menominee County..... | 99 |
| 41 | Court Summary..... | 100 |
| 46 | Crawford County..... | 101 |
| 46 | Kalkaska County..... | 102 |
| 46 | Otsego County..... | 103 |
| 46 | Court Summary..... | 104 |
| 47 | Delta County..... | 105 |
| 50 | Chippewa County..... | 106 |
| 50 | Mackinac County..... | 107 |
| 50 | Court Summary..... | 108 |
| | Region V Summary..... | 109 |

Report of Circuit Caseload

STATEWIDE SUMMARY

| ***** | | | | | | | | | | | | | |
|--|-------------|----------|-----------------|----------|-------------------|----------|----------|---------|--------------|--------|--------|-------|--------|
| | * APPEALS * | | *PERSONAL INJ.* | | FAMILY RELATIONS* | | * NP * | | * CL * ALL * | | * T | | |
| L | ***** FY | | ***** | | | | | | | | | | |
| I N* | AR * | * CRIM-* | ND/NI* | * DO/DM* | DP | * DU/DS* | PROD-* | LABOR* | * T | | | | |
| N O* | CRIM-* | AV * | INAL * | AUTO * | NO | * DIV-* | *PATER-* | URES*/ | UCTS * | RELA-* | OTHER* | A | |
| E | * INAL * | * CIVIL* | * NEG. | * OTHER* | ORCE * | NITY * | SUP. * | LIAB. * | TIONS* | * L | | | |
| ***** | | | | | | | | | | | | | |
| PENDING CASES AT BEGINNING OF THE YEAR..... | | | | | | | | | | | | | |
| INACTIVE BENCH WARRANTS..... | 10 | 0 | 0 | 947 | 7 | 0 | 585 | 192 | 175 | 1 | 1 | 25 | 1933 |
| INACTIVE NON-SERVICE..... | 20 | 0 | 0 | 432 | 1475 | 723 | 4841 | 884 | 2169 | 104 | 23 | 2071 | 12722 |
| SUBTOTAL (LINE 10 + 20)..... | 30 | 0 | 0 | 1379 | 1482 | 723 | 5426 | 1076 | 2344 | 105 | 24 | 2096 | 14655 |
| ACTIVE PENDING..... | 40 | 469 | 697 | 7693 | 6277 | 3271 | 31062 | 3909 | 4809 | 533 | 123 | 14322 | 73165 |
| NEW CASES FILED THIS YEAR..... | 50 | 407 | 650 | 19161 | 4671 | 1861 | 46256 | 4539 | 13838 | 242 | 97 | 23997 | 115719 |
| SUBTOTAL ACTIVE CASELOAD (LINE 40 + 50)..... | 60 | 876 | 1347 | 26854 | 10948 | 5132 | 77318 | 8448 | 18647 | 775 | 220 | 38319 | 188884 |
| RE-OPENED CASES..... | | | | | | | | | | | | | |
| REMANDS FROM HIGHER COURTS..... | 70 | 7 | 15 | 91 | 7 | 10 | 8 | 1 | 0 | 0 | 0 | 52 | 191 |
| PROBATION VIOLATIONS..... | 75 | 0 | 0 | 2134 | 0 | 0 | 0 | 0 | 0 | 0 | 0 | 16 | 2150 |
| POST JUDGEMENT PROCEEDINGS..... | 80 | 1 | 0 | 293 | 16 | 14 | 18583 | 1058 | 3035 | 4 | 1 | 415 | 23420 |
| APPEARANCE AFTER BENCH WARRANT ISSUED..... | 90 | 0 | 0 | 851 | 0 | 0 | 398 | 142 | 89 | 0 | 0 | 22 | 1502 |
| SERVICE MADE/ARRAIGNMENT..... | 95 | 0 | 0 | 1642 | 2021 | 894 | 14968 | 1983 | 4996 | 116 | 34 | 5907 | 32561 |
| MISTRIALS..... | 100 | 0 | 0 | 99 | 37 | 12 | 368 | 102 | 140 | 1 | 3 | 95 | 857 |
| OTHER..... | 110 | 1 | 3 | 980 | 127 | 244 | 1160 | 266 | 670 | 17 | 0 | 636 | 4104 |
| SUBTOTAL..... | 120 | 9 | 18 | 6090 | 2208 | 1174 | 35485 | 3552 | 8930 | 138 | 38 | 7143 | 64785 |
| TOTAL ACTIVE CASELOAD (LINE 60 + 120)..... | 130 | 885 | 1365 | 32944 | 13156 | 6306 | 112803 | 12000 | 27577 | 913 | 258 | 45462 | 253669 |
| JUDICIAL DISPOSITIONS..... | | | | | | | | | | | | | |
| GUILTY PLEAS..... | 140 | 8 | 0 | 11259 | 0 | 0 | 0 | 0 | 0 | 0 | 0 | 0 | 11267 |
| TRIALS WITHOUT JURY..... | 150 | 6 | 10 | 350 | 60 | 42 | 2061 | 120 | 22 | 6 | 5 | 1016 | 3698 |
| TRIALS BY JURY..... | 160 | 1 | 0 | 1322 | 300 | 121 | 0 | 71 | 0 | 24 | 2 | 270 | 2111 |
| DISMISSALS..... | 170 | 166 | 239 | 3778 | 2648 | 1308 | 7122 | 1497 | 4454 | 137 | 65 | 6663 | 28077 |
| REMANDS TO LOWER COURTS..... | 180 | 113 | 88 | 1324 | 309 | 151 | 0 | 0 | 0 | 9 | 2 | 481 | 2477 |
| NO PROGRESS..... | 190 | 0 | 68 | 0 | 157 | 177 | 3330 | 194 | 486 | 6 | 9 | 1305 | 5732 |
| BENCH WARRANTS..... | 200 | 0 | 0 | 879 | 0 | 0 | 372 | 130 | 98 | 0 | 0 | 15 | 1494 |
| OTHER JUDICIAL DISPOSITIONS..... | 210 | 133 | 294 | 4587 | 1271 | 714 | 50903 | 4742 | 13901 | 73 | 35 | 11556 | 88209 |
| SUBTOTAL JUDICIAL DISP(ADD 140 THRU 210)..... | 220 | 427 | 699 | 23499 | 4745 | 2513 | 63788 | 6754 | 18961 | 255 | 118 | 21306 | 143065 |
| OTHER DISPOSITIONS..... | | | | | | | | | | | | | |
| NON-SERVICE..... | 230 | 0 | 0 | 1680 | 1862 | 812 | 16326 | 2005 | 5046 | 139 | 32 | 8108 | 36010 |
| TOTAL DISPOSITIONS (LINE 220 + 230)..... | 240 | 427 | 699 | 25179 | 6607 | 3325 | 80114 | 8759 | 24007 | 394 | 150 | 29414 | 179075 |
| PENDING CASES AT END OF YEAR..... | | | | | | | | | | | | | |
| INACTIVE BENCH WARRANTS (LINE 10-90+200)..... | 250 | 0 | 0 | 975 | 7 | 0 | 559 | 180 | 184 | 1 | 1 | 18 | 1925 |
| INACTIVE NON-SERVICE (LINE 20 - 95 +230)..... | 260 | 0 | 0 | 470 | 1316 | 641 | 6199 | 906 | 2219 | 127 | 21 | 4272 | 16171 |
| ACTIVE PENDING (LINE 130 - 240)..... | 270 | 458 | 666 | 7765 | 6549 | 2981 | 32689 | 3241 | 3570 | 519 | 108 | 16048 | 74594 |
| TOTAL CASES PENDING END YEAR(250+260+270)..... | 280 | 458 | 666 | 9210 | 7872 | 3622 | 39447 | 4327 | 5973 | 647 | 130 | 20338 | 92690 |
| CIVIL CASES PENDING OVER TWO YEARS..... | 290 | 3 | 53 | 171 | 1537 | 826 | 705 | 553 | 739 | 213 | 36 | 3177 | 8013 |

NOTE: Statistics for the following counties are not included in this summary: Wayne, Jackson, Arenac and Mason. Detailed statistics for Wayne County, however, are in the Circuit Court supplement. (Wayne County reported 43,767 new cases filed; 44,122 dispositions; 50,422 active pending cases.)

Region I

Report of Caseload
Circuit #3
Wayne County

| Line No. | | APPEALS | | FY Criminal | PERSONAL INJURY | | FAMILY RELATIONS | | | NP Products Liability | CL Labor Relations | All Other | Total |
|----------|--|-------------|----------|-------------|-----------------|----------|------------------|--------------|---------------------|-----------------------|--------------------|-----------|--------|
| | | AR Criminal | AV Civil | | ND/NI Auto Neg. | NO Other | DO/DM Divorce | DP Paternity | DU/DS URESA Support | | | | |
| | PENDING CASES AT BEGINNING OF YEAR | | | | | | | | | | | | |
| 10 | Inactive: Bench Warrants (Line 250 Last Year) | | | | | | | | | | | | |
| 20 | Inactive: Non-Service (Line 260 Last Year) | | | | | | | | | | | | |
| 30 | Subtotal Add (Lines 10 & 20) | | | | | | | | | | | | |
| 40 | Active Pending (Line 270 Last Year) | 88 | 180 | 1,370 | 15,184 | | 12,059 | | | | | 21,896 | 50,777 |
| 50 | New Cases Filed During Year | 152 | 295 | 3,074 | 4,962 | | 15,566 | | | | | 19,718 | 43,767 |
| 60 | Subtotal Active Caseload (Add Lines 40 & 50) | 240 | 475 | 4,444 | 20,146 | | 27,625 | | | | | 41,614 | 94,544 |
| | RE-OPENED CASES | | | | | | | | | | | | |
| 70 | Remands from Higher Courts | | | | | | | | | | | | |
| 75 | Probation Violations | | | | | | | | | | | | |
| 80 | Post Judgment Proceedings | | | | | | | | | | | | |
| 90 | Appearance After Bench Warrant Issued | | | | | | | | | | | | |
| 95 | Service Made/Arrestment | | | | | | | | | | | | |
| 100 | Mistrials | | | | | | | | | | | | |
| 110 | Other | | | | | | | | | | | | |
| 120 | Subtotal Re-Opened Cases (Add Lines 70, 75, 80, 90, 95, 100 & 110) | | | | | | | | | | | | |
| 130 | TOTAL ACTIVE CASELOAD (Add Lines 60 & 120) | 240 | 475 | 4,444 | 20,146 | | 27,625 | | | | | 41,614 | 94,544 |
| | JUDICIAL DISPOSITIONS | | | | | | | | | | | | |
| 140 | Guilty Pleas | | | | | | | | | | | | |
| 150 | Trials Without Jury | 7 | 4 | 160 | 102 | | 375 | | | | | 179 | 827 |
| 160 | Trials By Jury | 1 | | 220 | 200 | | | | | | | 191 | 612 |
| 170 | Dismissals | | | | | | | | | | | | |
| 180 | Remands To Lower Courts | | | | | | | | | | | | |
| 190 | No Progress | | | | | | | | | | | | |
| 200 | Bench Warrants | | | | | | | | | | | | |
| 210 | Other Judicial Dispositions | 73 | 208 | 3,073 | 6,825 | | 13,602 | | | | | 18,902 | 42,683 |
| 220 | Subtotal Judicial Dispositions (Add Lines 140, 150, 160, 170, 180, 190, 200 & 210) | 81 | 212 | 3,453 | 7,127 | | 13,977 | | | | | 19,272 | 44,122 |
| | OTHER DISPOSITIONS | | | | | | | | | | | | |
| 230 | Non-Service | | | | | | | | | | | | |
| 240 | TOTAL DISPOSITIONS (Add Lines 220 & 230) | 81 | 212 | 3,453 | 7,127 | | 13,977 | | | | | 19,272 | 44,122 |
| | PENDING CASES AT END OF YEAR | | | | | | | | | | | | |
| 250 | Inactive: Bench Warrants (Subtract Line 90 from Line 10; Then Add Line 200) | | | | | | | | | | | | |
| 260 | Inactive: Non-Service (Subtract Line 95 from Line 20; Then Add Line 230) | | | | | | | | | | | | |
| 270 | Active Pending (Subtract Line 240 from Line 130) | 159 | 263 | 991 | | | 13,648 | | | | | 22,342 | 50,422 |
| 280 | TOTAL CASES PENDING AT END OF YEAR (Add Lines 250, 260 & 270) | | | | | | | | | | | | |
| 290 | CIVIL CASES PENDING OVER TWO YEARS | 4 | 11 | | 5,005 | | 1,013 | | | | | 6,846 | 12,879 |

REPORT OF CIRCUIT CASELOAD

REGION 2

CIRCUIT #6

OAKLAND COUNTY

| ***** | | | | | | | | | | | | |
|--|-------------|----------|-------------------|----------|----------------------|----------|-----------|-------------------|----------|--------|--------|-------|
| | * APPEALS * | | * PERSONAL INJ. * | | * FAMILY RELATIONS * | | | * NP * CL * ALL * | | | * T | |
| L | ***** FY | | ***** | | ***** | | | ***** | | | * O | |
| I N * AR * | * CRIM-* | * AV * | * INAL * | * AUTO * | * NO * | * DIV-* | * PATER-* | * URESA/* | UCTS * | RELA-* | OTHER* | * A |
| N O * CRIM-* | * INAL * | * CIVIL* | * NEG. * | * OTHER* | * ORCE * | * NITY * | * SUP. * | LIAB. * | * TIONS* | | | * L |
| E * INAL * | | | | | | | | | | | | |
| ***** | | | | | | | | | | | | |
| PENDING CASES AT BEGINNING OF THE YEAR..... | | | | | | | | | | | | |
| INACTIVE BENCH WARRANTS..... | 10 | 0 | 0 | 54 | 0 | 0 | 12 | 8 | 0 | 0 | 16 | 90 |
| INACTIVE NON-SERVICE..... | 20 | 0 | 0 | 382 | 518 | 294 | 167 | 188 | 89 | 9 | 597 | 3329 |
| SUBTOTAL (LINE 10 + 20)..... | 30 | 0 | 0 | 436 | 518 | 294 | 179 | 196 | 89 | 9 | 613 | 3419 |
| ACTIVE PENDING..... | 40 | 95 | 90 | 631 | 186 | 1093 | 3240 | 1073 | 1502 | 121 | 32 | 1195 |
| NEW CASES FILED THIS YEAR..... | 50 | 69 | 116 | 3826 | 1154 | 0 | 7746 | 0 | 0 | 0 | 0 | 8017 |
| SUBTOTAL ACTIVE CASELOAD (LINE 40 + 50)..... | 60 | 164 | 206 | 4457 | 2040 | 1093 | 10986 | 1073 | 1502 | 121 | 32 | 9212 |
| RE-OPENED CASES..... | | | | | | | | | | | | |
| REMANDS FROM HIGHER COURTS..... | 70 | 0 | 0 | 4 | 0 | 0 | 0 | 0 | 0 | 0 | 4 | 8 |
| PROBATION VIOLATIONS..... | 75 | 0 | 0 | 264 | 0 | 0 | 0 | 0 | 0 | 0 | 16 | 280 |
| POST JUDGEMENT PROCEEDINGS..... | 80 | 0 | 0 | 40 | 0 | 4 | 196 | 32 | 20 | 0 | 76 | 368 |
| APPEARANCE AFTER BENCH WARRANT ISSUED..... | 90 | 0 | 0 | 208 | 0 | 0 | 0 | 12 | 8 | 0 | 16 | 244 |
| SERVICE MADE/ARRAIGNMENT..... | 95 | 0 | 0 | 1458 | 832 | 373 | 3000 | 528 | 1044 | 49 | 8 | 2500 |
| MISTRIALS..... | 100 | 0 | 0 | 4 | 0 | 0 | 0 | 0 | 0 | 0 | 0 | 4 |
| OTHER..... | 110 | 0 | 0 | 552 | 60 | 40 | 260 | 16 | 196 | 4 | 0 | 268 |
| SUBTOTAL..... | 120 | 0 | 0 | 2530 | 892 | 417 | 3456 | 588 | 1268 | 53 | 8 | 2800 |
| TOTAL ACTIVE CASELOAD (LINE 60 + 120)..... | 130 | 164 | 206 | 6987 | 2932 | 1510 | 14442 | 1661 | 2770 | 174 | 40 | 42978 |
| JUDICIAL DISPOSITIONS..... | | | | | | | | | | | | |
| GUILTY PLEAS..... | 140 | 0 | 0 | 1776 | 0 | 0 | 0 | 0 | 0 | 0 | 0 | 1776 |
| TRIALS WITHOUT JURY..... | 150 | 1 | 5 | 53 | 5 | 3 | 101 | 4 | 1 | 1 | 0 | 289 |
| TRIALS BY JURY..... | 160 | 0 | 0 | 106 | 21 | 16 | 0 | 3 | 0 | 3 | 0 | 37 |
| DISMISSALS..... | 170 | 68 | 44 | 684 | 532 | 300 | 1288 | 160 | 308 | 24 | 16 | 1720 |
| REMANDS TO LOWER COURTS..... | 180 | 20 | 16 | 248 | 188 | 84 | 0 | 0 | 0 | 4 | 0 | 256 |
| NO PROGRESS..... | 190 | 0 | 0 | 0 | 0 | 0 | 0 | 0 | 0 | 0 | 0 | 0 |
| BENCH WARRANTS..... | 200 | 0 | 0 | 192 | 0 | 0 | 0 | 0 | 0 | 0 | 0 | 192 |
| OTHER JUDICIAL DISPOSITIONS..... | 210 | 19 | 39 | 1477 | 414 | 217 | 6275 | 765 | 1331 | 20 | 8 | 3386 |
| SUBTOTAL JUDICIAL DISP(ADD 140 THRU 210)..... | 220 | 108 | 104 | 4536 | 1160 | 620 | 7664 | 932 | 1640 | 52 | 24 | 5688 |
| OTHER DISPOSITIONS..... | | | | | | | | | | | | |
| NON-SERVICE..... | 230 | 0 | 0 | 1328 | 576 | 236 | 3892 | 508 | 1060 | 40 | 8 | 3888 |
| TOTAL DISPOSITIONS (LINE 220 + 230)..... | 240 | 108 | 104 | 5864 | 1736 | 856 | 11556 | 1440 | 2700 | 92 | 32 | 9576 |
| PENDING CASES AT END OF YEAR..... | | | | | | | | | | | | |
| INACTIVE BENCH WARRANTS (LINE 10-90+200)..... | 250 | 0 | 0 | 38 | 0 | 0 | 0 | 0 | 0 | 0 | 0 | 38 |
| INACTIVE NON-SERVICE (LINE 20 - 95 +230)..... | 260 | 0 | 0 | 252 | 829 | 381 | 1186 | 147 | 204 | 80 | 9 | 1985 |
| ACTIVE PENDING (LINE 130 - 240)..... | 270 | 56 | 102 | 1123 | 1196 | 654 | 2886 | 221 | 70 | 82 | 8 | 2516 |
| TOTAL CASES PENDING END YEAR(250+260+270)..... | 280 | 56 | 102 | 1413 | 2025 | 1035 | 4072 | 368 | 274 | 162 | 17 | 4501 |
| CIVIL CASES PENDING OVER TWO YEARS..... | 290 | 3 | 4 | 101 | 381 | 189 | 25 | 20 | 2 | 46 | 1 | 753 |

REPORT OF CIRCUIT CASELOAD

REGION 2

CIRCUIT #7

GENESEE COUNTY

| ***** | | | | | | | | | | | | |
|--|---------|-------|---------------|------------------|-------|-------|-------|-------|-------|-------|-------|-------|
| | APPEALS | | PERSONAL INJ. | FAMILY RELATIONS | | | | | | | | |
| L | FY | | | | NP | CL | ALL | | | | | T |
| I N | AR | CRIM | ND/NL | DO/DM | DP | DU/DS | PROD | LABOR | | | | O |
| N O | CRIM | AV | INAL | AUTO | NO | DIV | PATER | URES | UCTS | RELA | OTHER | A |
| E | INAL | CIVIL | | NEG. | OTHER | ORCE | NITY | SUP. | LIAB. | TIONS | | L |
| ***** | | | | | | | | | | | | |
| PENDING CASES AT BEGINNING OF THE YEAR..... | | | | | | | | | | | | |
| INACTIVE BENCH WARRANTS..... | 10 | 0 | 0 | 5 | 0 | 0 | 9 | 0 | 0 | 0 | 0 | 14 |
| INACTIVE NON-SERVICE..... | 20 | 0 | 0 | 25 | 40 | 17 | 254 | 60 | 154 | 1 | 0 | 644 |
| SUBTOTAL (LINE 10 + 20)..... | 30 | 0 | 0 | 30 | 40 | 17 | 263 | 60 | 154 | 1 | 0 | 658 |
| ACTIVE PENDING..... | 40 | 7 | 50 | 353 | 574 | 156 | 3453 | 360 | 702 | 5 | 21 | 6814 |
| NEW CASES FILED THIS YEAR..... | 50 | 1 | 50 | 612 | 391 | 139 | 4094 | 577 | 1999 | 29 | 11 | 9214 |
| SUBTOTAL ACTIVE CASELOAD (LINE 40 + 50)..... | 60 | 8 | 100 | 965 | 965 | 295 | 7547 | 937 | 2701 | 34 | 32 | 16028 |
| RE-OPENED CASES..... | | | | | | | | | | | | |
| REMANDS FROM HIGHER COURTS..... | 70 | 0 | 0 | 17 | 0 | 0 | 0 | 0 | 0 | 0 | 0 | 18 |
| PROBATION VIOLATIONS..... | 75 | 0 | 0 | 90 | 0 | 0 | 0 | 0 | 0 | 0 | 0 | 90 |
| POST JUDGEMENT PROCEEDINGS..... | 80 | 0 | 0 | 0 | 0 | 0 | 649 | 132 | 81 | 0 | 0 | 870 |
| APPEARANCE AFTER BENCH WARRANT ISSUED..... | 90 | 0 | 0 | 12 | 0 | 0 | 9 | 0 | 0 | 0 | 0 | 21 |
| SERVICE MADE/ARRAIGNMENT..... | 95 | 0 | 0 | 37 | 153 | 57 | 1023 | 261 | 625 | 3 | 2 | 2457 |
| MISTRIALS..... | 100 | 0 | 0 | 42 | 32 | 11 | 368 | 102 | 140 | 0 | 2 | 788 |
| OTHER..... | 110 | 0 | 0 | 47 | 14 | 25 | 61 | 8 | 30 | 2 | 0 | 213 |
| SUBTOTAL..... | 120 | 0 | 0 | 245 | 199 | 93 | 2110 | 503 | 876 | 5 | 4 | 4457 |
| TOTAL ACTIVE CASELOAD (LINE 60 + 120)..... | 130 | 8 | 100 | 1210 | 1164 | 388 | 9657 | 1440 | 3577 | 39 | 36 | 20485 |
| JUDICIAL DISPOSITIONS..... | | | | | | | | | | | | |
| GUILTY PLEAS..... | 140 | 0 | 0 | 420 | 0 | 0 | 0 | 0 | 0 | 0 | 0 | 420 |
| TRIALS WITHOUT JURY..... | 150 | 0 | 2 | 15 | 3 | 1 | 33 | 21 | 0 | 1 | 1 | 214 |
| TRIALS BY JURY..... | 160 | 0 | 0 | 97 | 22 | 2 | 0 | 11 | 0 | 0 | 1 | 153 |
| DISMISSALS..... | 170 | 0 | 12 | 66 | 262 | 84 | 650 | 196 | 811 | 9 | 4 | 2639 |
| REMANDS TO LOWER COURTS..... | 180 | 1 | 5 | 83 | 6 | 5 | 0 | 0 | 0 | 0 | 1 | 111 |
| NO PROGRESS..... | 190 | 0 | 0 | 0 | 9 | 1 | 469 | 5 | 21 | 0 | 1 | 552 |
| BENCH WARRANTS..... | 200 | 0 | 0 | 8 | 0 | 0 | 0 | 0 | 0 | 0 | 0 | 8 |
| OTHER JUDICIAL DISPOSITIONS..... | 210 | 5 | 33 | 282 | 149 | 8 | 3395 | 413 | 1558 | 3 | 1 | 6316 |
| SUBTOTAL JUDICIAL DISP(ADD 140 THRU 210)..... | 220 | 6 | 52 | 971 | 451 | 101 | 4547 | 646 | 2390 | 13 | 9 | 10413 |
| OTHER DISPOSITIONS..... | | | | | | | | | | | | |
| NON-SERVICE..... | 230 | 0 | 0 | 22 | 187 | 72 | 1418 | 332 | 866 | 10 | 9 | 3513 |
| TOTAL DISPOSITIONS (LINE 220 + 230)..... | 240 | 6 | 52 | 993 | 638 | 173 | 5965 | 978 | 3256 | 23 | 18 | 13926 |
| PENDING CASES AT END OF YEAR..... | | | | | | | | | | | | |
| INACTIVE BENCH WARRANTS (LINE 10-90+200)..... | 250 | 0 | 0 | 1 | 0 | 0 | 0 | 0 | 0 | 0 | 0 | 1 |
| INACTIVE NON-SERVICE (LINE 20 - 95 +230)..... | 260 | 0 | 0 | 10 | 74 | 32 | 649 | 131 | 395 | 8 | 7 | 1700 |
| ACTIVE PENDING (LINE 130 - 240)..... | 270 | 2 | 48 | 217 | 526 | 215 | 3692 | 462 | 321 | 16 | 18 | 6559 |
| TOTAL CASES PENDING END YEAR(250+260+270)..... | 280 | 2 | 48 | 228 | 600 | 247 | 4341 | 593 | 716 | 24 | 25 | 8260 |
| CIVIL CASES PENDING OVER TWO YEARS..... | 290 | 0 | 13 | 6 | 88 | 29 | 91 | 24 | 10 | 6 | 6 | 516 |

REPORT OF CIRCUIT CASELOAD

REGION 2

CIRCUIT #10

SAGINAW COUNTY

| ***** | | | | | | | | | | | | |
|--|-------------|-----------------|--------------------|--------------------|----------------|--------------|--------|-------|-------|-------|-------|------|
| | * APPEALS * | *PERSONAL INJ.* | FAMILY RELATIONS * | | | | | | | | | T |
| L | ***** | FY | ***** | ***** | ***** | ***** | ***** | ***** | ***** | ***** | ***** | O |
| I N * AR * | * CRIM- | * ND/NI* | * DD/DM* DP | * DU/DS* | PROD-* | LABOR* | | | | | | T |
| N O * CRIM-* | AV | * INAL | * AUTO * NO | * DIV- *PATER- | * URESA/* | UCTS * RELA- | OTHER* | | | | | A |
| E * INAL * CIVIL* | | | * NEG. * OTHER* | ORCE * NITY * SUP. | LIAB. * TIONS* | | | | | | | L |
| ***** | | | | | | | | | | | | |
| PENDING CASES AT BEGINNING OF THE YEAR..... | | | | | | | | | | | | |
| INACTIVE BENCH WARRANTS..... | 10 | 0 | 0 | 7 | 0 | 0 | 0 | 0 | 0 | 0 | 0 | 7 |
| INACTIVE NON-SERVICE..... | 20 | 0 | 0 | 0 | 27 | 5 | 205 | 130 | 38 | 2 | 3 | 484 |
| SUBTOTAL (LINE 10 + 20)..... | 30 | 0 | 0 | 7 | 27 | 5 | 205 | 130 | 38 | 2 | 3 | 491 |
| ACTIVE PENDING..... | 40 | 1 | 36 | 355 | 391 | 161 | 923 | 66 | 0 | 27 | 5 | 2367 |
| NEW CASES FILED THIS YEAR..... | 50 | 11 | 31 | 952 | 223 | 89 | 1573 | 619 | 746 | 11 | 3 | 4840 |
| SUBTOTAL ACTIVE CASELOAD (LINE 40 + 50)..... | 60 | 12 | 67 | 1307 | 614 | 250 | 2496 | 685 | 746 | 38 | 8 | 7207 |
| RE-OPENED CASES..... | | | | | | | | | | | | |
| REMANDS FROM HIGHER COURTS..... | 70 | 0 | 0 | 3 | 0 | 0 | 0 | 0 | 0 | 0 | 0 | 5 |
| PROBATION VIOLATIONS..... | 75 | 0 | 0 | 57 | 0 | 0 | 0 | 0 | 0 | 0 | 0 | 57 |
| POST JUDGEMENT PROCEEDINGS..... | 80 | 0 | 0 | 9 | 5 | 1 | 334 | 14 | 1 | 1 | 0 | 377 |
| APPEARANCE AFTER BENCH WARRANT ISSUED..... | 90 | 0 | 0 | 14 | 0 | 0 | 0 | 0 | 0 | 0 | 0 | 14 |
| SERVICE MADE/ARRAIGNMENT..... | 95 | 0 | 0 | 0 | 77 | 31 | 692 | 264 | 93 | 6 | 4 | 1418 |
| MISTRIALS..... | 100 | 0 | 0 | 0 | 1 | 0 | 0 | 0 | 0 | 0 | 0 | 1 |
| OTHER..... | 110 | 0 | 0 | 26 | 5 | 1 | 10 | 6 | 1 | 0 | 0 | 53 |
| SUBTOTAL..... | 120 | 0 | 0 | 109 | 88 | 33 | 1036 | 284 | 95 | 7 | 4 | 1925 |
| TOTAL ACTIVE CASELOAD (LINE 60 + 120)..... | 130 | 12 | 67 | 1416 | 702 | 283 | 3532 | 969 | 841 | 45 | 12 | 9132 |
| JUDICIAL DISPOSITIONS..... | | | | | | | | | | | | |
| GUILTY PLEAS..... | 140 | 0 | 0 | 507 | 0 | 0 | 0 | 0 | 0 | 0 | 0 | 507 |
| TRIALS WITHOUT JURY..... | 150 | 0 | 0 | 10 | 1 | 0 | 46 | 6 | 0 | 0 | 0 | 82 |
| TRIALS BY JURY..... | 160 | 0 | 0 | 51 | 24 | 14 | 0 | 0 | 0 | 2 | 0 | 98 |
| DISMISSALS..... | 170 | 0 | 16 | 312 | 110 | 34 | 341 | 86 | 70 | 2 | 5 | 1132 |
| REMANDS TO LOWER COURTS..... | 180 | 0 | 10 | 77 | 7 | 3 | 0 | 0 | 0 | 0 | 0 | 114 |
| NO PROGRESS..... | 190 | 0 | 0 | 0 | 9 | 1 | 94 | 0 | 0 | 0 | 0 | 118 |
| BENCH WARRANTS..... | 200 | 0 | 0 | 21 | 0 | 0 | 0 | 0 | 0 | 0 | 0 | 21 |
| OTHER JUDICIAL DISPOSITIONS..... | 210 | 2 | 14 | 77 | 129 | 48 | 1449 | 526 | 677 | 10 | 1 | 3321 |
| SUBTOTAL JUDICIAL DISP(ADD 140 THRU 210)..... | 220 | 2 | 40 | 1055 | 280 | 100 | 1930 | 618 | 747 | 14 | 6 | 5393 |
| OTHER DISPOSITIONS..... | | | | | | | | | | | | |
| NON-SERVICE..... | 230 | 0 | 0 | 0 | 79 | 41 | 719 | 254 | 94 | 7 | 2 | 1464 |
| TOTAL DISPOSITIONS (LINE 220 + 230)..... | 240 | 2 | 40 | 1055 | 359 | 141 | 2649 | 872 | 841 | 21 | 8 | 6857 |
| PENDING CASES AT END OF YEAR..... | | | | | | | | | | | | |
| INACTIVE BENCH WARRANTS (LINE 10-90+200)..... | 250 | 0 | 0 | 14 | 0 | 0 | 0 | 0 | 0 | 0 | 0 | 14 |
| INACTIVE NON-SERVICE (LINE 20 - 95 +230)..... | 260 | 0 | 0 | 0 | 29 | 15 | 232 | 120 | 39 | 3 | 1 | 530 |
| ACTIVE PENDING (LINE 130 - 240)..... | 270 | 10 | 27 | 361 | 343 | 142 | 883 | 97 | 0 | 24 | 4 | 2275 |
| TOTAL CASES PENDING END YEAR(250+260+270)..... | 280 | 10 | 27 | 375 | 372 | 157 | 1115 | 217 | 39 | 27 | 5 | 2819 |
| CIVIL CASES PENDING OVER TWO YEARS..... | 290 | 0 | 4 | 0 | 76 | 35 | 4 | 7 | 0 | 9 | 2 | 210 |

REPORT OF CIRCUIT CASELOAD

REGION 2

CIRCUIT #16

MACOMB COUNTY

| ***** | | | | | | | | | | | | |
|--|------|-------|-------|-------|------|-------|-------|-------|-------|------|-------|-------|
| * APPEALS * *PERSONAL INJ.* FAMILY RELATIONS * | | | | | | | | | | | | |
| L | FY | CRIM | ND/NI | DO/DM | DP | DU/DS | PROD | LABOR | NP | CL | ALL | T |
| I N | AR | AV | INAL | AUTO | NO | DIV | PATER | URES | UCTS | RELA | OTHER | A |
| E | INAL | CIVIL | NEG. | OTHER | ORCE | NITY | SUP. | LIAB. | TIONS | | | L |
| ***** | | | | | | | | | | | | |
| PENDING CASES AT BEGINNING OF THE YEAR..... | | | | | | | | | | | | |
| INACTIVE BENCH WARRANTS..... | 10 | 0 | 0 | 112 | 0 | 0 | 0 | 47 | 0 | 0 | 0 | 159 |
| INACTIVE NON-SERVICE..... | 20 | 0 | 0 | 0 | 120 | 62 | 633 | 24 | 37 | 2 | 2 | 1207 |
| SUBTOTAL (LINE 10 + 20)..... | 30 | 0 | 0 | 112 | 120 | 62 | 633 | 71 | 37 | 2 | 2 | 1366 |
| ACTIVE PENDING..... | 40 | 41 | 56 | 829 | 1383 | 250 | 2858 | 296 | 24 | 57 | 11 | 8310 |
| NEW CASES FILED THIS YEAR..... | 50 | 30 | 64 | 1158 | 788 | 341 | 4494 | 158 | 695 | 37 | 7 | 10182 |
| SUBTOTAL ACTIVE CASELOAD (LINE 40 + 50)..... | 60 | 71 | 120 | 1987 | 2171 | 591 | 7352 | 454 | 719 | 94 | 18 | 18492 |
| RE-OPENED CASES..... | | | | | | | | | | | | |
| REMANDS FROM HIGHER COURTS..... | 70 | 0 | 1 | 1 | 0 | 0 | 1 | 0 | 0 | 0 | 0 | 21 |
| PROBATION VIOLATIONS..... | 75 | 0 | 0 | 141 | 0 | 0 | 0 | 0 | 0 | 0 | 0 | 141 |
| POST JUDGEMENT PROCEEDINGS..... | 80 | 0 | 0 | 0 | 0 | 0 | 4614 | 0 | 0 | 0 | 0 | 4614 |
| APPEARANCE AFTER BENCH WARRANT ISSUED..... | 90 | 0 | 0 | 53 | 0 | 0 | 0 | 53 | 3 | 0 | 0 | 109 |
| SERVICE MADE/ARRAIGNMENT..... | 95 | 0 | 0 | 0 | 368 | 142 | 1673 | 28 | 72 | 9 | 5 | 2775 |
| MISTRIALS..... | 100 | 0 | 0 | 3 | 1 | 0 | 0 | 0 | 0 | 1 | 0 | 7 |
| OTHER..... | 110 | 0 | 0 | 1 | 3 | 1 | 38 | 4 | 1 | 0 | 0 | 63 |
| SUBTOTAL..... | 120 | 0 | 1 | 199 | 372 | 143 | 6326 | 85 | 76 | 10 | 5 | 7730 |
| TOTAL ACTIVE CASELOAD (LINE 60 + 120)..... | 130 | 71 | 121 | 2186 | 2543 | 734 | 13678 | 539 | 795 | 104 | 23 | 26222 |
| JUDICIAL DISPOSITIONS..... | | | | | | | | | | | | |
| GUILTY PLEAS..... | 140 | 0 | 0 | 645 | 0 | 0 | 0 | 0 | 0 | 0 | 0 | 645 |
| TRIALS WITHOUT JURY..... | 150 | 2 | 1 | 6 | 4 | 0 | 66 | 15 | 0 | 0 | 1 | 144 |
| TRIALS BY JURY..... | 160 | 0 | 0 | 59 | 32 | 9 | 0 | 2 | 0 | 2 | 0 | 132 |
| DISMISSALS..... | 170 | 23 | 39 | 353 | 464 | 237 | 885 | 100 | 326 | 15 | 13 | 3530 |
| REMANDS TO LOWER COURTS..... | 180 | 17 | 22 | 80 | 97 | 36 | 0 | 0 | 0 | 3 | 0 | 345 |
| NO PROGRESS..... | 190 | 0 | 0 | 0 | 49 | 7 | 294 | 20 | 97 | 0 | 1 | 595 |
| BENCH WARRANTS..... | 200 | 0 | 0 | 89 | 0 | 0 | 0 | 51 | 3 | 0 | 0 | 143 |
| OTHER JUDICIAL DISPOSITIONS..... | 210 | 3 | 13 | 412 | 87 | 53 | 7996 | 112 | 268 | 5 | 1 | 1065 |
| SUBTOTAL JUDICIAL DISP(ADD 140 THRU 210)..... | 220 | 45 | 75 | 1644 | 733 | 342 | 9241 | 300 | 694 | 25 | 16 | 15549 |
| OTHER DISPOSITIONS..... | | | | | | | | | | | | |
| NON-SERVICE..... | 230 | 0 | 0 | 0 | 354 | 115 | 1363 | 49 | 59 | 16 | 4 | 2759 |
| TOTAL DISPOSITIONS (LINE 220 + 230)..... | 240 | 45 | 75 | 1644 | 1087 | 457 | 10604 | 349 | 753 | 41 | 20 | 18308 |
| PENDING CASES AT END OF YEAR..... | | | | | | | | | | | | |
| INACTIVE BENCH WARRANTS (LINE 10-90+200)..... | 250 | 0 | 0 | 148 | 0 | 0 | 0 | 45 | 0 | 0 | 0 | 193 |
| INACTIVE NON-SERVICE (LINE 20 - 95 +230)..... | 260 | 0 | 0 | 0 | 106 | 35 | 323 | 45 | 24 | 9 | 1 | 1191 |
| ACTIVE PENDING (LINE 130 - 240)..... | 270 | 26 | 46 | 542 | 1456 | 277 | 3074 | 190 | 42 | 63 | 3 | 7914 |
| TOTAL CASES PENDING END YEAR(250+260+270)..... | 280 | 26 | 46 | 690 | 1562 | 312 | 3397 | 280 | 66 | 72 | 4 | 9298 |
| CIVIL CASES PENDING OVER TWO YEARS..... | 290 | 0 | 0 | 0 | 433 | 141 | 70 | 119 | 2 | 30 | 2 | 1222 |

REPORT OF CIRCUIT CASELOAD

REGION 2

CIRCUIT #18

BAY COUNTY

| ***** | | | | | | | | | | | | | |
|--|-------------|--------|-----------------|--------------------|--------|--------|---------|--------|--------|--------|--------|------|--|
| | * APPEALS * | | *PERSONAL INJ.* | FAMILY RELATIONS * | | | | | | | | | |
| L | ***** | FY | ***** | ***** | ***** | ***** | NP | CL | ALL | T | O | | |
| I N* | AR * | | CRIM-* | ND/NI* | | DO/DM* | DP | DU/DS* | PROD-* | LABOR* | T | | |
| N O* | CRIM-* | AV | INAL | AUTO | NO | DIV- | *PATER- | *URES* | UCTS | RELA- | OTHER* | A | |
| E * | INAL | CIVIL* | | NEG. | OTHER* | ORCE | NITY | SUP. | LIAB. | TIONS* | | L | |
| ***** | | | | | | | | | | | | | |
| PENDING CASES AT BEGINNING OF THE YEAR..... | | | | | | | | | | | | | |
| INACTIVE BENCH WARRANTS..... | 10 | 0 | 0 | 58 | 0 | 0 | 0 | 0 | 0 | 0 | 0 | 58 | |
| INACTIVE NON-SERVICE..... | 20 | 0 | 0 | 0 | 6 | 2 | 55 | 2 | 18 | 0 | 0 | 112 | |
| SUBTOTAL (LINE 10 + 20)..... | 30 | 0 | 0 | 58 | 6 | 2 | 55 | 2 | 18 | 0 | 0 | 170 | |
| ACTIVE PENDING..... | 40 | 17 | 30 | 305 | 189 | 67 | 419 | 37 | 45 | 9 | 0 | 1287 | |
| NEW CASES FILED THIS YEAR..... | 50 | 6 | 13 | 467 | 72 | 37 | 688 | 19 | 250 | 1 | 4 | 1892 | |
| SUBTOTAL ACTIVE CASELOAD (LINE 40 + 50)..... | 60 | 23 | 43 | 773 | 261 | 104 | 1107 | 56 | 295 | 10 | 4 | 3179 | |
| RE-OPENED CASES..... | | | | | | | | | | | | | |
| REMANDS FROM HIGHER COURTS..... | 70 | 4 | 0 | 0 | 0 | 0 | 0 | 0 | 0 | 0 | 0 | 4 | |
| PROBATION VIOLATIONS..... | 75 | 0 | 0 | 62 | 0 | 0 | 0 | 0 | 0 | 0 | 0 | 62 | |
| POST JUDGEMENT PROCEEDINGS..... | 80 | 0 | 0 | 8 | 0 | 0 | 490 | 9 | 81 | 0 | 0 | 588 | |
| APPEARANCE AFTER BENCH WARRANT ISSUED..... | 90 | 0 | 0 | 31 | 0 | 0 | 0 | 0 | 0 | 0 | 0 | 31 | |
| SERVICE MADE/ARRAIGNMENT..... | 95 | 0 | 0 | 0 | 18 | 9 | 132 | 3 | 55 | 0 | 0 | 287 | |
| MISTRIALS..... | 100 | 0 | 0 | 3 | 0 | 0 | 0 | 0 | 0 | 0 | 0 | 4 | |
| OTHER..... | 110 | 0 | 0 | 0 | 0 | 0 | 0 | 0 | 0 | 0 | 0 | 0 | |
| SUBTOTAL..... | 120 | 4 | 0 | 104 | 18 | 9 | 622 | 12 | 136 | 0 | 0 | 976 | |
| TOTAL ACTIVE CASELOAD (LINE 60 + 120)..... | 130 | 27 | 43 | 877 | 279 | 113 | 1729 | 68 | 431 | 10 | 4 | 4155 | |
| JUDICIAL DISPOSITIONS..... | | | | | | | | | | | | | |
| GUILTY PLEAS..... | 140 | 0 | 0 | 396 | 0 | 0 | 0 | 0 | 0 | 0 | 0 | 396 | |
| TRIALS WITHOUT JURY..... | 150 | 0 | 0 | 5 | 0 | 0 | 112 | 1 | 0 | 0 | 0 | 126 | |
| TRIALS BY JURY..... | 160 | 0 | 0 | 40 | 9 | 4 | 0 | 1 | 0 | 1 | 0 | 57 | |
| DISMISSALS..... | 170 | 10 | 15 | 140 | 87 | 21 | 139 | 9 | 94 | 2 | 0 | 615 | |
| REMANDS TO LOWER COURTS..... | 180 | 1 | 2 | 59 | 0 | 1 | 0 | 0 | 0 | 0 | 0 | 66 | |
| NO PROGRESS..... | 190 | 0 | 3 | 0 | 2 | 1 | 36 | 1 | 4 | 0 | 0 | 65 | |
| BENCH WARRANTS..... | 200 | 0 | 0 | 34 | 0 | 0 | 0 | 0 | 0 | 0 | 0 | 34 | |
| OTHER JUDICIAL DISPOSITIONS..... | 210 | 6 | 3 | 14 | 11 | 4 | 984 | 24 | 231 | 1 | 0 | 1498 | |
| SUBTOTAL JUDICIAL DISP(ADD 140 THRU 210)..... | 220 | 17 | 23 | 688 | 109 | 31 | 1271 | 36 | 329 | 4 | 0 | 2857 | |
| OTHER DISPOSITIONS..... | | | | | | | | | | | | | |
| NON-SERVICE..... | 230 | 0 | 0 | 0 | 19 | 7 | 136 | 2 | 60 | 1 | 0 | 286 | |
| TOTAL DISPOSITIONS (LINE 220 + 230)..... | 240 | 17 | 23 | 688 | 128 | 38 | 1407 | 38 | 389 | 5 | 0 | 3143 | |
| PENDING CASES AT END OF YEAR..... | | | | | | | | | | | | | |
| INACTIVE BENCH WARRANTS (LINE 10-90+200)..... | 250 | 0 | 0 | 61 | 0 | 0 | 0 | 0 | 0 | 0 | 0 | 61 | |
| INACTIVE NON-SERVICE (LINE 20 - 95 +230)..... | 260 | 0 | 0 | 0 | 7 | 0 | 59 | 1 | 23 | 1 | 0 | 111 | |
| ACTIVE PENDING (LINE 130 - 240)..... | 270 | 10 | 20 | 189 | 151 | 75 | 322 | 30 | 42 | 5 | 4 | 1012 | |
| TOTAL CASES PENDING END YEAR(250+260+270)..... | 280 | 10 | 20 | 250 | 158 | 75 | 381 | 31 | 65 | 6 | 4 | 1184 | |
| CIVIL CASES PENDING OVER TWO YEARS..... | | | | | | | | | | | | | |
| | 290 | 0 | 0 | 0 | 0 | 0 | 0 | 0 | 0 | 0 | 0 | 0 | |

REPORT OF CIRCUIT CASELOAD

REGION 2

CIRCUIT #22

WASHTENAW COUNTY

| ***** | | | | | | | | | | | | |
|--|----------|-----------------|----------|--------------------|----------|---------|---------|----------|--------|----------|-------|-------|
| * APPEALS * | | *PERSONAL INJ.* | | FAMILY RELATIONS * | | * CL * | | * ALL * | | * T | | |
| L | ***** | FY | ***** | ***** | ***** | ***** | ***** | ***** | ***** | ***** | ***** | O |
| I N * AR * | * CRIM- | ND/NI* | * DO/DM* | DP | * DU/DS* | PROD- | LABOR* | * T | | | | |
| N O * CRIM- | AV | * INAL | * AUTO | * NO | * DIV- | *PATER- | *URES* | UCTS | * REL* | * OTHER* | A | |
| E * INAL | * CIVIL* | * NEG. | * OTHER* | ORCE | * NITY | * SUP. | * LIAB. | * TIONS* | * L | | | |
| ***** | | | | | | | | | | | | |
| PENDING CASES AT BEGINNING OF THE YEAR..... | | | | | | | | | | | | |
| INACTIVE BENCH WARRANTS..... | 10 | 0 | 0 | 126 | 0 | 0 | 0 | 2 | 0 | 0 | 0 | 128 |
| INACTIVE NON-SERVICE..... | 20 | 0 | 0 | 0 | 19 | 5 | 275 | 60 | 70 | 3 | 2 | 501 |
| SUBTOTAL (LINE 10 + 20)..... | 30 | 0 | 0 | 126 | 19 | 5 | 275 | 62 | 70 | 3 | 2 | 629 |
| ACTIVE PENDING..... | 40 | 41 | 51 | 316 | 285 | 114 | 1218 | 110 | 98 | 22 | 5 | 882 |
| NEW CASES FILED THIS YEAR..... | 50 | 70 | 34 | 773 | 187 | 88 | 2072 | 199 | 602 | 12 | 5 | 5044 |
| SUBTOTAL ACTIVE CASELOAD (LINE 40 + 50)..... | 60 | 111 | 85 | 1089 | 472 | 202 | 3290 | 309 | 700 | 34 | 10 | 8186 |
| RE-OPENED CASES..... | | | | | | | | | | | | |
| REMANDS FROM HIGHER COURTS..... | 70 | 0 | 0 | 15 | 1 | 1 | 1 | 0 | 0 | 0 | 0 | 21 |
| PROBATION VIOLATIONS..... | 75 | 0 | 0 | 187 | 0 | 0 | 0 | 0 | 0 | 0 | 0 | 187 |
| POST JUDGEMENT PROCEEDINGS..... | 80 | 0 | 0 | 0 | 1 | 0 | 308 | 14 | 13 | 0 | 0 | 360 |
| APPEARANCE AFTER BENCH WARRANT ISSUED..... | 90 | 0 | 0 | 61 | 0 | 0 | 0 | 2 | 0 | 0 | 0 | 63 |
| SERVICE MADE/ARRAIGNMENT..... | 95 | 0 | 0 | 0 | 71 | 26 | 713 | 136 | 209 | 7 | 3 | 1337 |
| MISTRIALS..... | 100 | 0 | 0 | 8 | 0 | 0 | 0 | 0 | 0 | 0 | 0 | 8 |
| OTHER..... | 110 | 0 | 0 | 18 | 4 | 2 | 25 | 15 | 9 | 2 | 0 | 109 |
| SUBTOTAL..... | 120 | 0 | 0 | 289 | 77 | 29 | 1047 | 167 | 231 | 9 | 3 | 2085 |
| TOTAL ACTIVE CASELOAD (LINE 60 + 120)..... | 130 | 111 | 85 | 1378 | 549 | 231 | 4337 | 476 | 931 | 43 | 13 | 10271 |
| JUDICIAL DISPOSITIONS..... | | | | | | | | | | | | |
| GUILTY PLEAS..... | 140 | 0 | 0 | 607 | 0 | 0 | 0 | 0 | 0 | 0 | 0 | 607 |
| TRIALS WITHOUT JURY..... | 150 | 0 | 0 | 23 | 14 | 2 | 457 | 9 | 0 | 0 | 0 | 540 |
| TRIALS BY JURY..... | 160 | 0 | 0 | 123 | 23 | 4 | 0 | 5 | 0 | 1 | 0 | 170 |
| DISMISSALS..... | 170 | 4 | 19 | 69 | 104 | 38 | 319 | 126 | 233 | 6 | 1 | 1197 |
| REMANDS TO LOWER COURTS..... | 180 | 17 | 12 | 9 | 0 | 0 | 0 | 0 | 0 | 0 | 0 | 39 |
| NO PROGRESS..... | 190 | 0 | 10 | 0 | 11 | 8 | 196 | 14 | 16 | 1 | 2 | 426 |
| BENCH WARRANTS..... | 200 | 0 | 0 | 55 | 0 | 0 | 0 | 0 | 0 | 0 | 0 | 55 |
| OTHER JUDICIAL DISPOSITIONS..... | 210 | 10 | 12 | 276 | 65 | 21 | 1505 | 129 | 363 | 3 | 4 | 2918 |
| SUBTOTAL JUDICIAL DISP(ADD 140 THRU 210)..... | 220 | 31 | 53 | 1162 | 217 | 73 | 2477 | 283 | 612 | 11 | 7 | 5952 |
| OTHER DISPOSITIONS..... | | | | | | | | | | | | |
| NON-SERVICE..... | 230 | 0 | 0 | 0 | 81 | 30 | 727 | 114 | 199 | 5 | 1 | 1343 |
| TOTAL DISPOSITIONS (LINE 220 + 230)..... | 240 | 31 | 53 | 1162 | 298 | 103 | 3204 | 397 | 811 | 16 | 8 | 7295 |
| PENDING CASES AT END OF YEAR..... | | | | | | | | | | | | |
| INACTIVE BENCH WARRANTS (LINE 10-90+200)..... | 250 | 0 | 0 | 120 | 0 | 0 | 0 | 0 | 0 | 0 | 0 | 120 |
| INACTIVE NON-SERVICE (LINE 20 - 95 +230)..... | 260 | 0 | 0 | 0 | 29 | 9 | 289 | 38 | 60 | 1 | 0 | 507 |
| ACTIVE PENDING (LINE 130 - 240)..... | 270 | 80 | 32 | 216 | 251 | 128 | 1133 | 79 | 120 | 27 | 5 | 2976 |
| TOTAL CASES PENDING END YEAR(250+260+270)..... | 280 | 80 | 32 | 336 | 280 | 137 | 1422 | 117 | 180 | 28 | 5 | 3603 |
| CIVIL CASES PENDING OVER TWO YEARS..... | | | | | | | | | | | | |
| | 290 | 0 | 2 | 0 | 27 | 13 | 29 | 7 | 0 | 8 | 0 | 220 |

REPORT OF CIRCUIT CASELOAD

REGION 2

CIRCUIT #24

SANILAC COUNTY

| ***** | | | | | | | | | | | | | |
|--|-------------|-------|----|-------------------|-------|------|----------------------|-------|-------|-------|-------|-------|-----|
| | * APPEALS * | | | * PERSONAL INJ. * | | | * FAMILY RELATIONS * | | | * T | | | |
| L | ***** FY | | | ***** | | | ***** | | | NP | CL | ALL | O |
| I | N | AR | | CRIM | ND/N | | DO/DM | DP | DU/DS | PROD | LABOR | | T |
| N | O | CRIM | AV | INAL | AUTO | NO | DIV | PATER | URES | UCTS | RELA | OTHER | A |
| E | INAL | CIVIL | | NEG | OTHER | ORCE | NITY | SUP | LIAB | TIONS | | | L |
| ***** | | | | | | | | | | | | | |
| PENDING CASES AT BEGINNING OF THE YEAR..... | | | | | | | | | | | | | |
| INACTIVE BENCH WARRANTS..... | 10 | 0 | 0 | 2 | 0 | 0 | 0 | 0 | 0 | 0 | 0 | 0 | 2 |
| INACTIVE NON-SERVICE..... | 20 | 0 | 0 | 0 | 2 | 0 | 24 | 1 | 11 | 0 | 0 | 10 | 48 |
| SUBTOTAL (LINE 10 + 20)..... | 30 | 0 | 0 | 2 | 2 | 0 | 24 | 1 | 11 | 0 | 0 | 10 | 50 |
| ACTIVE PENDING..... | 40 | 2 | 0 | 32 | 37 | 31 | 134 | 6 | 13 | 5 | 0 | 105 | 365 |
| NEW CASES FILED THIS YEAR..... | 50 | 0 | 0 | 71 | 30 | 8 | 188 | 3 | 57 | 2 | 0 | 128 | 487 |
| SUBTOTAL ACTIVE CASELOAD (LINE 40 + 50)..... | 60 | 2 | 0 | 103 | 67 | 39 | 322 | 9 | 70 | 7 | 0 | 233 | 852 |
| RE-OPENED CASES..... | | | | | | | | | | | | | |
| REMANDS FROM HIGHER COURTS..... | 70 | 0 | 0 | 0 | 0 | 0 | 0 | 0 | 0 | 0 | 0 | 0 | 0 |
| PROBATION VIOLATIONS..... | 75 | 0 | 0 | 0 | 0 | 0 | 0 | 0 | 0 | 0 | 0 | 0 | 0 |
| POST JUDGEMENT PROCEEDINGS..... | 80 | 0 | 0 | 0 | 0 | 0 | 0 | 0 | 0 | 0 | 0 | 0 | 0 |
| APPEARANCE AFTER BENCH WARRANT ISSUED..... | 90 | 0 | 0 | 0 | 0 | 0 | 0 | 0 | 0 | 0 | 0 | 0 | 0 |
| SERVICE MADE/ARRAIGNMENT..... | 95 | 0 | 0 | 0 | 8 | 0 | 53 | 2 | 19 | 0 | 0 | 35 | 117 |
| MISTRIALS..... | 100 | 0 | 0 | 0 | 0 | 0 | 0 | 0 | 0 | 0 | 0 | 0 | 0 |
| OTHER..... | 110 | 0 | 0 | 0 | 0 | 0 | 0 | 0 | 0 | 0 | 0 | 0 | 0 |
| SUBTOTAL..... | 120 | 0 | 0 | 0 | 8 | 0 | 53 | 2 | 19 | 0 | 0 | 35 | 117 |
| TOTAL ACTIVE CASELOAD (LINE 60 + 120)..... | 130 | 2 | 0 | 103 | 75 | 39 | 375 | 11 | 89 | 7 | 0 | 268 | 969 |
| JUDICIAL DISPOSITIONS..... | | | | | | | | | | | | | |
| GUILTY PLEAS..... | 140 | 0 | 0 | 25 | 0 | 0 | 0 | 0 | 0 | 0 | 0 | 0 | 25 |
| TRIALS WITHOUT JURY..... | 150 | 0 | 0 | 1 | 0 | 1 | 15 | 0 | 0 | 0 | 0 | 8 | 25 |
| TRIALS BY JURY..... | 160 | 0 | 0 | 7 | 1 | 0 | 0 | 0 | 0 | 0 | 0 | 0 | 8 |
| DISMISSALS..... | 170 | 2 | 0 | 15 | 13 | 5 | 38 | 2 | 20 | 0 | 0 | 31 | 126 |
| REMANDS TO LOWER COURTS..... | 180 | 0 | 0 | 6 | 0 | 3 | 0 | 0 | 0 | 0 | 0 | 1 | 10 |
| NO PROGRESS..... | 190 | 0 | 0 | 0 | 0 | 0 | 5 | 0 | 0 | 0 | 0 | 4 | 9 |
| BENCH WARRANTS..... | 200 | 0 | 0 | 0 | 0 | 0 | 0 | 0 | 0 | 0 | 0 | 0 | 0 |
| OTHER JUDICIAL DISPOSITIONS..... | 210 | 0 | 0 | 4 | 10 | 1 | 133 | 4 | 45 | 1 | 0 | 79 | 277 |
| SUBTOTAL JUDICIAL DISP(ADD 140 THRU 210)..... | 220 | 2 | 0 | 58 | 24 | 10 | 191 | 6 | 65 | 1 | 0 | 123 | 480 |
| OTHER DISPOSITIONS..... | | | | | | | | | | | | | |
| NON-SERVICE..... | 230 | 0 | 0 | 0 | 10 | 0 | 58 | 2 | 14 | 0 | 0 | 33 | 117 |
| TOTAL DISPOSITIONS (LINE 220 + 230)..... | 240 | 2 | 0 | 58 | 34 | 10 | 249 | 8 | 79 | 1 | 0 | 156 | 597 |
| PENDING CASES AT END OF YEAR..... | | | | | | | | | | | | | |
| INACTIVE BENCH WARRANTS (LINE 10-90+200)..... | 250 | 0 | 0 | 2 | 0 | 0 | 0 | 0 | 0 | 0 | 0 | 0 | 2 |
| INACTIVE NON-SERVICE (LINE 20 - 95 +230)..... | 260 | 0 | 0 | 0 | 4 | 0 | 29 | 1 | 6 | 0 | 0 | 8 | 48 |
| ACTIVE PENDING (LINE 130 - 240)..... | 270 | 0 | 0 | 45 | 41 | 29 | 126 | 3 | 10 | 6 | 0 | 112 | 372 |
| TOTAL CASES PENDING END YEAR(250+260+270)..... | 280 | 0 | 0 | 47 | 45 | 29 | 155 | 4 | 16 | 6 | 0 | 120 | 422 |
| CIVIL CASES PENDING OVER TWO YEARS..... | 290 | 0 | 0 | 0 | 12 | 13 | 5 | 0 | 1 | 0 | 0 | 23 | 54 |

REPORT OF CIRCUIT CASELOAD

REGION 2

CIRCUIT #31

ST. CLAIR COUNTY

| ***** | | | | | | | | | | | | |
|--|----------------------------------|---------------|---------------|---------------|---------|--------|------|-----|-----|----|-----|------|
| * APPEALS * *PERSONAL INJ.* FAMILY RELATIONS * * * T | | | | | | | | | | | | |
| L | ***** FY ***** NP * CL * ALL * O | | | | | | | | | | | |
| I N* AR * | CRIM** ND/NI* | DO/DM* DP | DU/DS* | PROD** LABOR* | RELAT* | OTHER* | | | | | | |
| N O* CRIM** AV * | INAL * AUTO * NO * | DIV- *PATER-* | URES/ | UCTS * RELA-* | OTHER* | | | | | | | |
| E * INAL * CIVIL* | * NEG. * | OTHER* | ORCE * NITY * | SUP. * | LIAB. * | TIONS* | | | | | | |
| ***** | | | | | | | | | | | | |
| PENDING CASES AT BEGINNING OF THE YEAR..... | | | | | | | | | | | | |
| INACTIVE BENCH WARRANTS..... | 10 | 0 | 0 | 30 | 0 | 0 | 0 | 10 | 10 | 0 | 0 | 50 |
| INACTIVE NON-SERVICE..... | 20 | 0 | 0 | 0 | 13 | 3 | 159 | 14 | 145 | 1 | 0 | 365 |
| SUBTOTAL (LINE 10 + 20)..... | 30 | 0 | 0 | 30 | 13 | 3 | 159 | 24 | 155 | 1 | 0 | 415 |
| ACTIVE PENDING..... | 40 | 31 | 4 | 282 | 113 | 28 | 894 | 147 | 61 | 8 | 1 | 1869 |
| NEW CASES FILED THIS YEAR..... | 50 | 7 | 7 | 363 | 88 | 38 | 850 | 148 | 375 | 3 | 0 | 2195 |
| SUBTOTAL ACTIVE CASELOAD (LINE 40 + 50)... | 60 | 38 | 11 | 645 | 201 | 66 | 1744 | 295 | 436 | 11 | 1 | 4064 |
| RE-OPENED CASES..... | | | | | | | | | | | | |
| REMANDS FROM HIGHER COURTS..... | 70 | 0 | 0 | 0 | 0 | 0 | 0 | 0 | 0 | 0 | 0 | 0 |
| PROBATION VIOLATIONS..... | 75 | 0 | 0 | 23 | 0 | 0 | 0 | 0 | 0 | 0 | 0 | 23 |
| POST JUDGEMENT PROCEEDINGS..... | 80 | 0 | 0 | 0 | 0 | 0 | 602 | 140 | 274 | 0 | 0 | 1016 |
| APPEARANCE AFTER BENCH WARRANT ISSUED.... | 90 | 0 | 0 | 0 | 0 | 0 | 0 | 0 | 0 | 0 | 0 | 0 |
| SERVICE MADE/ARRAIGNMENT..... | 95 | 0 | 0 | 0 | 42 | 11 | 142 | 12 | 49 | 1 | 0 | 310 |
| MISTRIALS..... | 100 | 0 | 0 | 1 | 0 | 0 | 0 | 0 | 0 | 0 | 0 | 1 |
| OTHER..... | 110 | 0 | 0 | 0 | 0 | 0 | 6 | 0 | 4 | 0 | 0 | 10 |
| SUBTOTAL..... | 120 | 0 | 0 | 24 | 42 | 11 | 750 | 152 | 327 | 1 | 0 | 1360 |
| TOTAL ACTIVE CASELOAD (LINE 60 + 120)..... | 130 | 38 | 11 | 669 | 243 | 77 | 2494 | 447 | 763 | 12 | 1 | 5424 |
| JUDICIAL DISPOSITIONS..... | | | | | | | | | | | | |
| GUILTY PLEAS..... | 140 | 0 | 0 | 247 | 0 | 0 | 0 | 0 | 0 | 0 | 0 | 247 |
| TRIALS WITHOUT JURY..... | 150 | 0 | 0 | 1 | 10 | 7 | 73 | 0 | 0 | 0 | 116 | 207 |
| TRIALS BY JURY..... | 160 | 0 | 0 | 41 | 10 | 2 | 0 | 1 | 0 | 0 | 10 | 64 |
| DISMISSALS..... | 170 | 1 | 0 | 67 | 41 | 16 | 89 | 50 | 249 | 1 | 0 | 625 |
| REMANDS TO LOWER COURTS..... | 180 | 0 | 0 | 5 | 0 | 0 | 0 | 0 | 0 | 0 | 0 | 5 |
| NO PROGRESS..... | 190 | 0 | 0 | 0 | 0 | 0 | 0 | 0 | 0 | 0 | 0 | 0 |
| BENCH WARRANTS..... | 200 | 0 | 0 | 2 | 0 | 0 | 0 | 0 | 6 | 0 | 0 | 8 |
| OTHER JUDICIAL DISPOSITIONS..... | 210 | 0 | 0 | 1 | 0 | 0 | 822 | 189 | 342 | 0 | 0 | 1354 |
| SUBTOTAL JUDICIAL DISP(ADD 140 THRU 210)... | 220 | 1 | 0 | 364 | 61 | 25 | 984 | 240 | 597 | 1 | 0 | 2510 |
| OTHER DISPOSITIONS..... | | | | | | | | | | | | |
| NON-SERVICE..... | 230 | 0 | 0 | 0 | 42 | 13 | 199 | 27 | 135 | 1 | 0 | 504 |
| TOTAL DISPOSITIONS (LINE 220 + 230)..... | 240 | 1 | 0 | 364 | 103 | 38 | 1183 | 267 | 732 | 2 | 0 | 3014 |
| PENDING CASES AT END OF YEAR..... | | | | | | | | | | | | |
| INACTIVE BENCH WARRANTS (LINE 10-90+200)... | 250 | 0 | 0 | 32 | 0 | 0 | 0 | 10 | 16 | 0 | 0 | 58 |
| INACTIVE NON-SERVICE (LINE 20 - 95 +230)... | 260 | 0 | 0 | 0 | 13 | 5 | 216 | 29 | 231 | 1 | 0 | 559 |
| ACTIVE PENDING (LINE 130 - 240)..... | 270 | 37 | 11 | 305 | 140 | 39 | 1311 | 180 | 31 | 10 | 1 | 2410 |
| TOTAL CASES PENDING END YEAR(250+260+270)... | 280 | 37 | 11 | 337 | 153 | 44 | 1527 | 219 | 278 | 11 | 1 | 3027 |
| CIVIL CASES PENDING OVER TWO YEARS..... | 290 | 0 | 0 | 59 | 43 | 9 | 146 | 135 | 294 | 6 | 2 | 814 |

REPORT OF CIRCUIT CASELOAD

REGION 2

CIRCUIT #35

SHIAWASSEE COUNTY

| ***** | | | | | | | | | | | | |
|---|----------------|-----------|-------------------|--------|----------------------|---------|---------|-------------------|--------|---------|-----|----------|
| | * APPEALS * | | * PERSONAL INJ. * | | * FAMILY RELATIONS * | | | * NP * CL * ALL * | | | * T | |
| L | ***** FY ***** | | ***** | | ***** | | | ***** | | | * O | |
| I N * AR * | * CRIM * | * ND/NI * | * DO/DM * | * DP * | * DU/DS * | PROD * | LABOR * | | | * T | | |
| N O * CRIM * | AV * | INAL * | AUTO * | NO * | DIV * | PATER * | URES * | UCTS * | RELA * | OTHER * | A | |
| E * INAL * | CIVIL * | * NEG. * | OTHER * | ORCE * | NITY * | SUP. * | LIAB. * | TIONS * | | | * L | |
| ***** | | | | | | | | | | | | |
| PENDING CASES AT BEGINNING OF THE YEAR..... | | | | | | | | | | | | |
| INACTIVE BENCH WARRANTS..... | 10 | 0 | 0 | 2 | 0 | 0 | 0 | 0 | 0 | 0 | 0 | 2 |
| INACTIVE NON-SERVICE..... | 20 | 0 | 0 | 0 | 2 | 0 | 75 | 5 | 45 | 0 | 0 | 29 156 |
| SUBTOTAL (LINE 10 + 20)..... | 30 | 0 | 0 | 2 | 2 | 0 | 75 | 5 | 45 | 0 | 0 | 29 158 |
| ACTIVE PENDING..... | 40 | 3 | 10 | 43 | 43 | 25 | 337 | 18 | 35 | 0 | 0 | 111 625 |
| NEW CASES FILED THIS YEAR..... | 50 | 5 | 2 | 119 | 24 | 2 | 511 | 39 | 127 | 0 | 0 | 180 1009 |
| SUBTOTAL ACTIVE CASELOAD (LINE 40 + 50)..... | 60 | 8 | 12 | 162 | 67 | 27 | 848 | 57 | 162 | 0 | 0 | 291 1634 |
| RE-OPENED CASES..... | | | | | | | | | | | | |
| REMANDS FROM HIGHER COURTS..... | 70 | 0 | 0 | 1 | 0 | 0 | 0 | 0 | 0 | 0 | 0 | 1 |
| PROBATION VIOLATIONS..... | 75 | 0 | 0 | 25 | 0 | 0 | 0 | 0 | 0 | 0 | 0 | 25 |
| POST JUDGEMENT PROCEEDINGS..... | 80 | 0 | 0 | 3 | 0 | 0 | 938 | 72 | 43 | 0 | 0 | 32 1088 |
| APPEARANCE AFTER BENCH WARRANT ISSUED..... | 90 | 0 | 0 | 3 | 0 | 0 | 0 | 0 | 0 | 0 | 0 | 3 |
| SERVICE MADE/ARRAIGNMENT..... | 95 | 0 | 0 | 0 | 6 | 1 | 145 | 5 | 55 | 0 | 0 | 31 243 |
| MISTRIALS..... | 100 | 0 | 0 | 0 | 0 | 0 | 0 | 0 | 0 | 0 | 0 | 0 |
| OTHER..... | 110 | 0 | 0 | 4 | 0 | 0 | 0 | 0 | 0 | 0 | 0 | 10 14 |
| SUBTOTAL..... | 120 | 0 | 0 | 36 | 6 | 1 | 1083 | 77 | 98 | 0 | 0 | 73 1374 |
| TOTAL ACTIVE CASELOAD (LINE 60 + 120)..... | 130 | 8 | 12 | 198 | 73 | 28 | 1931 | 134 | 260 | 0 | 0 | 364 3008 |
| JUDICIAL DISPOSITIONS..... | | | | | | | | | | | | |
| GUILTY PLEAS..... | 140 | 0 | 0 | 83 | 0 | 0 | 0 | 0 | 0 | 0 | 0 | 83 |
| TRIALS WITHOUT JURY..... | 150 | 0 | 0 | 1 | 0 | 0 | 19 | 0 | 0 | 0 | 0 | 9 29 |
| TRIALS BY JURY..... | 160 | 0 | 0 | 9 | 1 | 1 | 0 | 2 | 0 | 0 | 0 | 1 14 |
| DISMISSALS..... | 170 | 1 | 2 | 15 | 16 | 4 | 326 | 37 | 54 | 0 | 0 | 30 485 |
| REMANDS TO LOWER COURTS..... | 180 | 1 | 0 | 9 | 0 | 0 | 0 | 0 | 0 | 0 | 0 | 2 12 |
| NO PROGRESS..... | 190 | 0 | 0 | 0 | 0 | 0 | 40 | 2 | 9 | 0 | 0 | 1 52 |
| BENCH WARRANTS..... | 200 | 0 | 0 | 5 | 0 | 0 | 0 | 0 | 0 | 0 | 0 | 0 5 |
| OTHER JUDICIAL DISPOSITIONS..... | 210 | 1 | 1 | 7 | 4 | 4 | 1070 | 68 | 111 | 0 | 0 | 138 1404 |
| SUBTOTAL JUDICIAL DISP(ADD 140 THRU 210)..... | 220 | 3 | 3 | 129 | 21 | 9 | 1455 | 109 | 174 | 0 | 0 | 181 2084 |
| OTHER DISPOSITIONS..... | | | | | | | | | | | | |
| NON-SERVICE..... | 230 | 0 | 0 | 0 | 7 | 1 | 131 | 3 | 55 | 0 | 0 | 24 221 |
| TOTAL DISPOSITIONS (LINE 220 + 230)..... | 240 | 3 | 3 | 129 | 28 | 10 | 1586 | 112 | 229 | 0 | 0 | 205 2305 |
| PENDING CASES AT END OF YEAR..... | | | | | | | | | | | | |
| INACTIVE BENCH WARRANTS (LINE 10-90+200)..... | 250 | 0 | 0 | 4 | 0 | 0 | 0 | 0 | 0 | 0 | 0 | 4 |
| INACTIVE NON-SERVICE (LINE 20 - 95 +230)..... | 260 | 0 | 0 | 0 | 3 | 0 | 61 | 3 | 45 | 0 | 0 | 22 134 |
| ACTIVE PENDING (LINE 130 - 240)..... | 270 | 5 | 9 | 69 | 45 | 18 | 345 | 22 | 31 | 0 | 0 | 159 703 |
| TOTAL CASES PENDING END YEAR (250+260+270)..... | 280 | 5 | 9 | 73 | 48 | 18 | 406 | 25 | 76 | 0 | 0 | 181 841 |
| CIVIL CASES PENDING OVER TWO YEARS..... | 290 | 0 | 0 | 0 | 23 | 13 | 10 | 1 | 2 | 0 | 0 | 51 100 |

REPORT OF CIRCUIT CASELOAD

REGION 2

CIRCUIT #38

MONROE COUNTY

| ***** | | | | | | | | | | | | |
|--|-------------|---------|-----------------|----------|--------------------|--------|---------|---------|--------|---------|--------|------|
| | * APPEALS * | | *PERSONAL INJ.* | | FAMILY RELATIONS * | | | * CL * | | * ALL * | | T |
| L | ***** | | ***** | | ***** | | | ***** | | ***** | | O |
| I N* | AR * | * CRIM- | ND/NI* | * DO/DM* | DP * | DU/DS* | PROD- | LABOR* | | | | T |
| N O* | CRIM- | AV * | INAL * | AUTO * | NO * | DIV- | *PATER- | URES* | UCTS * | RELA- | OTHER* | A |
| E * | INAL * | CIVIL* | * NEG. | * OTHER* | ORCE * | NITY * | SUP. * | LIAB. * | TIONS* | | | L |
| ***** | | | | | | | | | | | | |
| PENDING CASES AT BEGINNING OF THE YEAR..... | | | | | | | | | | | | |
| INACTIVE BENCH WARRANTS..... | 10 | 0 | 0 | 34 | 0 | 0 | 1 | 9 | 0 | 0 | 0 | 44 |
| INACTIVE NON-SERVICE..... | 20 | 0 | 0 | 0 | 12 | 39 | 143 | 3 | 118 | 0 | 0 | 315 |
| SUBTOTAL (LINE 10 + 20)..... | 30 | 0 | 0 | 34 | 12 | 39 | 144 | 12 | 118 | 0 | 0 | 359 |
| ACTIVE PENDING..... | 40 | 12 | 4 | 293 | 131 | 230 | 1060 | 53 | 119 | 0 | 15 | 1917 |
| NEW CASES FILED THIS YEAR..... | 50 | 10 | 16 | 345 | 73 | 293 | 883 | 10 | 338 | 3 | 3 | 1974 |
| SUBTOTAL ACTIVE CASELOAD (LINE 40 + 50)..... | 60 | 22 | 20 | 638 | 204 | 523 | 1943 | 63 | 457 | 3 | 18 | 3891 |
| RE-OPENED CASES..... | | | | | | | | | | | | |
| REMANDS FROM HIGHER COURTS..... | 70 | 0 | 0 | 4 | 0 | 0 | 2 | 0 | 0 | 0 | 0 | 6 |
| PROBATION VIOLATIONS..... | 75 | 0 | 0 | 61 | 0 | 0 | 0 | 0 | 0 | 0 | 0 | 61 |
| POST JUDGEMENT PROCEEDINGS..... | 80 | 0 | 0 | 40 | 1 | 8 | 205 | 14 | 65 | 0 | 1 | 334 |
| APPEARANCE AFTER BENCH WARRANT ISSUED..... | 90 | 0 | 0 | 14 | 0 | 0 | 1 | 3 | 0 | 0 | 0 | 18 |
| SERVICE MADE/ARRAIGNMENT..... | 95 | 0 | 0 | 0 | 23 | 60 | 169 | 4 | 47 | 0 | 0 | 303 |
| MISTRIALS..... | 100 | 0 | 0 | 0 | 0 | 0 | 0 | 0 | 0 | 0 | 0 | 0 |
| OTHER..... | 110 | 0 | 0 | 4 | 11 | 9 | 8 | 0 | 1 | 0 | 0 | 33 |
| SUBTOTAL..... | 120 | 0 | 0 | 123 | 35 | 77 | 385 | 21 | 113 | 0 | 1 | 755 |
| TOTAL ACTIVE CASELOAD (LINE 60 + 120)..... | 130 | 22 | 20 | 761 | 239 | 600 | 2328 | 84 | 570 | 3 | 19 | 4646 |
| JUDICIAL DISPOSITIONS..... | | | | | | | | | | | | |
| GUILTY PLEAS..... | 140 | 0 | 0 | 305 | 0 | 0 | 0 | 0 | 0 | 0 | 0 | 305 |
| TRIALS WITHOUT JURY..... | 150 | 0 | 0 | 25 | 0 | 13 | 19 | 1 | 0 | 0 | 0 | 58 |
| TRIALS BY JURY..... | 160 | 0 | 0 | 29 | 2 | 5 | 0 | 1 | 0 | 0 | 0 | 37 |
| DISMISSALS..... | 170 | 2 | 5 | 83 | 58 | 95 | 86 | 3 | 56 | 0 | 0 | 388 |
| REMANDS TO LOWER COURTS..... | 180 | 2 | 0 | 3 | 0 | 7 | 0 | 0 | 0 | 0 | 0 | 12 |
| NO PROGRESS..... | 190 | 0 | 1 | 0 | 14 | 55 | 163 | 11 | 95 | 0 | 0 | 339 |
| BENCH WARRANTS..... | 200 | 0 | 0 | 19 | 0 | 0 | 1 | 5 | 5 | 0 | 3 | 33 |
| OTHER JUDICIAL DISPOSITIONS..... | 210 | 0 | 1 | 3 | 9 | 134 | 669 | 5 | 212 | 0 | 0 | 1033 |
| SUBTOTAL JUDICIAL DISP(ADD 140 THRU 210)..... | 220 | 4 | 7 | 467 | 83 | 309 | 938 | 26 | 368 | 0 | 3 | 2205 |
| OTHER DISPOSITIONS..... | | | | | | | | | | | | |
| NON-SERVICE..... | 230 | 0 | 0 | 0 | 23 | 72 | 246 | 4 | 190 | 0 | 0 | 535 |
| TOTAL DISPOSITIONS (LINE 220 + 230)..... | 240 | 4 | 7 | 467 | 106 | 381 | 1184 | 30 | 558 | 0 | 3 | 2740 |
| PENDING CASES AT END OF YEAR..... | | | | | | | | | | | | |
| INACTIVE BENCH WARRANTS (LINE 10-90+200)..... | 250 | 0 | 0 | 39 | 0 | 0 | 1 | 11 | 5 | 0 | 3 | 59 |
| INACTIVE NON-SERVICE (LINE 20 - 95 +230)..... | 260 | 0 | 0 | 0 | 12 | 51 | 220 | 3 | 261 | 0 | 0 | 547 |
| ACTIVE PENDING (LINE 130 - 240)..... | 270 | 18 | 13 | 294 | 133 | 219 | 1144 | 54 | 12 | 3 | 16 | 1906 |
| TOTAL CASES PENDING END YEAR(250+260+270)..... | 280 | 18 | 13 | 333 | 145 | 270 | 1365 | 68 | 278 | 3 | 19 | 2512 |
| CIVIL CASES PENDING OVER TWO YEARS..... | 290 | 0 | 2 | 0 | 43 | 104 | 72 | 20 | 10 | 0 | 0 | 251 |

REPORT OF CIRCUIT CASELOAD

REGION 2

CIRCUIT #40

LAPEER COUNTY

| ***** | | | | | | | | | | | | |
|--|-------------|-------------------|----------------------|--------|--------|--------|---------|---------|--------|--------|--------|-------|
| | * APPEALS * | * PERSONAL INJ. * | * FAMILY RELATIONS * | | | | | | | | | |
| L | ***** | FY | ***** | ***** | ***** | ***** | ***** | ***** | ***** | ***** | ***** | ***** |
| I N* | AR * | CRIM-* | ND/NI* | DO/DM* | DP * | DU/DS* | PROD-* | LABOR* | CL * | ALL * | T | |
| N O* | CRIM-* | AV * | INAL * | AUTO * | NO * | DIV-* | PATER-* | URES* | UCTS * | RELA-* | OTHER* | A |
| E * | INAL * | CIVIL* | NEG. * | OTHER* | ORCE * | NITY * | SUP. * | LIAB. * | TIONS* | | | L |
| ***** | | | | | | | | | | | | |
| PENDING CASES AT BEGINNING OF THE YEAR..... | | | | | | | | | | | | |
| INACTIVE BENCH WARRANTS..... | 10 | 0 | 0 | 2 | 0 | 0 | 2 | 0 | 0 | 0 | 0 | 4 |
| INACTIVE NON-SERVICE..... | 20 | 0 | 0 | 0 | 6 | 1 | 54 | 16 | 75 | 1 | 0 | 168 |
| SUBTOTAL (LINE 10 + 20)..... | 30 | 0 | 0 | 2 | 6 | 1 | 56 | 16 | 75 | 1 | 0 | 172 |
| ACTIVE PENDING..... | 40 | 3 | 5 | 117 | 55 | 26 | 439 | 20 | 11 | 4 | 0 | 901 |
| NEW CASES FILED THIS YEAR..... | 50 | 4 | 7 | 210 | 37 | 19 | 505 | 31 | 175 | 2 | 2 | 1166 |
| SUBTOTAL ACTIVE CASELOAD (LINE 40 + 50)..... | 60 | 7 | 12 | 327 | 92 | 45 | 944 | 51 | 186 | 6 | 2 | 2067 |
| RE-OPENED CASES..... | | | | | | | | | | | | |
| REMANDS FROM HIGHER COURTS..... | 70 | 0 | 0 | 4 | 0 | 0 | 0 | 0 | 0 | 0 | 0 | 4 |
| PROBATION VIOLATIONS..... | 75 | 0 | 0 | 42 | 0 | 0 | 0 | 0 | 0 | 0 | 0 | 42 |
| POST JUDGEMENT PROCEEDINGS..... | 80 | 0 | 0 | 22 | 0 | 0 | 409 | 22 | 97 | 0 | 0 | 559 |
| APPEARANCE AFTER BENCH WARRANT ISSUED..... | 90 | 0 | 0 | 0 | 0 | 0 | 1 | 0 | 0 | 0 | 0 | 1 |
| SERVICE MADE/ARRAIGNMENT..... | 95 | 0 | 0 | 0 | 8 | 4 | 78 | 10 | 24 | 1 | 0 | 157 |
| MISTRIALS..... | 100 | 0 | 0 | 0 | 0 | 0 | 0 | 0 | 0 | 0 | 0 | 0 |
| OTHER..... | 110 | 0 | 0 | 2 | 0 | 3 | 1 | 0 | 0 | 0 | 0 | 19 |
| SUBTOTAL..... | 120 | 0 | 0 | 70 | 8 | 7 | 489 | 32 | 121 | 1 | 0 | 782 |
| TOTAL ACTIVE CASELOAD (LINE 60 + 120)..... | 130 | 7 | 12 | 397 | 100 | 52 | 1433 | 83 | 307 | 7 | 2 | 2849 |
| JUDICIAL DISPOSITIONS..... | | | | | | | | | | | | |
| GUILTY PLEAS..... | 140 | 0 | 0 | 147 | 0 | 0 | 0 | 0 | 0 | 0 | 0 | 147 |
| TRIALS WITHOUT JURY..... | 150 | 0 | 0 | 0 | 0 | 0 | 51 | 1 | 0 | 0 | 0 | 56 |
| TRIALS BY JURY..... | 160 | 0 | 0 | 20 | 2 | 2 | 0 | 1 | 0 | 0 | 0 | 27 |
| DISMISSALS..... | 170 | 1 | 2 | 68 | 12 | 7 | 74 | 8 | 53 | 0 | 0 | 284 |
| REMANDS TO LOWER COURTS..... | 180 | 0 | 0 | 13 | 0 | 0 | 0 | 0 | 0 | 0 | 0 | 13 |
| NO PROGRESS..... | 190 | 0 | 0 | 0 | 1 | 16 | 43 | 0 | 1 | 0 | 0 | 68 |
| BENCH WARRANTS..... | 200 | 0 | 0 | 2 | 0 | 0 | 0 | 0 | 0 | 0 | 0 | 2 |
| OTHER JUDICIAL DISPOSITIONS..... | 210 | 3 | 3 | 55 | 12 | 3 | 447 | 51 | 179 | 0 | 0 | 845 |
| SUBTOTAL JUDICIAL DISP(ADD 140 THRU 210)..... | 220 | 4 | 5 | 305 | 27 | 28 | 615 | 61 | 233 | 0 | 0 | 1442 |
| OTHER DISPOSITIONS..... | | | | | | | | | | | | |
| NON-SERVICE..... | 230 | 0 | 0 | 0 | 16 | 8 | 135 | 22 | 50 | 1 | 1 | 282 |
| TOTAL DISPOSITIONS (LINE 220 + 230)..... | 240 | 4 | 5 | 305 | 43 | 36 | 750 | 83 | 283 | 1 | 1 | 1724 |
| PENDING CASES AT END OF YEAR..... | | | | | | | | | | | | |
| INACTIVE BENCH WARRANTS (LINE 10-90+200)..... | 250 | 0 | 0 | 4 | 0 | 0 | 1 | 0 | 0 | 0 | 0 | 5 |
| INACTIVE NON-SERVICE (LINE 20 - 95 +230)..... | 260 | 0 | 0 | 0 | 14 | 5 | 111 | 28 | 101 | 1 | 1 | 293 |
| ACTIVE PENDING (LINE 130 - 240)..... | 270 | 3 | 7 | 92 | 57 | 16 | 683 | 0 | 24 | 6 | 1 | 1125 |
| TOTAL CASES PENDING END YEAR(250+260+270)..... | 280 | 3 | 7 | 96 | 71 | 21 | 795 | 28 | 125 | 7 | 2 | 1423 |
| CIVIL CASES PENDING OVER TWO YEARS..... | | | | | | | | | | | | |
| | 290 | 0 | 0 | 0 | 22 | 8 | 28 | 10 | 0 | 2 | 0 | 163 |

REPORT OF CIRCUIT CASELOAD

REGION 2

CIRCUIT #40

TUSCOLA COUNTY

| ***** | | | | | | | | | | | | |
|--|-------------|-------------------|----------------------|----------|----------|----------|-----------|-----------|----------|----------|----------|------|
| | * APPEALS * | * PERSONAL INJ. * | * FAMILY RELATIONS * | | | | | | | | | * T |
| L | ***** | FY | ***** | ***** | ***** | ***** | ***** | ***** | ***** | ***** | ***** | * D |
| I N | * AR * | * CRIM-* | * ND/NI* | * DO/DM* | * DP * | * DU/DS* | * PROD-* | * LABOR* | | | | * T |
| N O | * CRIM-* | * AV * | * INAL * | * AUTO * | * NO * | * DIV-* | * PATER-* | * URESA/* | * UCTS * | * RELA-* | * OTHER* | * A |
| E | * INAL * | * CIVIL* | * NEG. * | * OTHER* | * ORCE * | * NITY * | * SUP. * | * LIAB. * | * TIONS* | | | * L |
| ***** | | | | | | | | | | | | |
| PENDING CASES AT BEGINNING OF THE YEAR..... | | | | | | | | | | | | |
| INACTIVE BENCH WARRANTS..... | 10 | 0 | 0 | 0 | 0 | 5 | 0 | 0 | 0 | 0 | 0 | 5 |
| INACTIVE NON-SERVICE..... | 20 | 0 | 0 | 0 | 0 | 1 | 39 | 1 | 25 | 0 | 0 | 75 |
| SUBTOTAL (LINE 10 + 20)..... | 30 | 0 | 0 | 0 | 0 | 1 | 44 | 1 | 25 | 0 | 0 | 80 |
| ACTIVE PENDING..... | 40 | 0 | 9 | 26 | 62 | 20 | 224 | 37 | 43 | 0 | 0 | 531 |
| NEW CASES FILED THIS YEAR..... | 50 | 5 | 6 | 110 | 16 | 14 | 281 | 28 | 114 | 0 | 0 | 677 |
| SUBTOTAL ACTIVE CASELOAD (LINE 40 + 50)..... | 60 | 5 | 15 | 136 | 78 | 34 | 505 | 65 | 157 | 0 | 0 | 1208 |
| RE-OPENED CASES..... | | | | | | | | | | | | |
| REMANDS FROM HIGHER COURTS..... | 70 | 0 | 0 | 0 | 0 | 0 | 0 | 0 | 0 | 0 | 0 | 0 |
| PROBATION VIOLATIONS..... | 75 | 0 | 0 | 22 | 0 | 0 | 0 | 0 | 0 | 0 | 0 | 22 |
| POST JUDGEMENT PROCEEDINGS..... | 80 | 0 | 0 | 9 | 0 | 0 | 279 | 0 | 4 | 0 | 0 | 298 |
| APPEARANCE AFTER BENCH WARRANT ISSUED..... | 90 | 0 | 0 | 1 | 0 | 0 | 14 | 0 | 0 | 0 | 0 | 15 |
| SERVICE MADE/ARRAIGNMENT..... | 95 | 0 | 0 | 0 | 3 | 0 | 72 | 6 | 19 | 0 | 0 | 117 |
| MISTRIALS..... | 100 | 0 | 0 | 0 | 0 | 0 | 0 | 0 | 0 | 0 | 0 | 0 |
| OTHER..... | 110 | 0 | 0 | 0 | 0 | 0 | 0 | 0 | 3 | 0 | 0 | 3 |
| SUBTOTAL..... | 120 | 0 | 0 | 32 | 3 | 0 | 365 | 6 | 26 | 0 | 0 | 455 |
| TOTAL ACTIVE CASELOAD (LINE 60 + 120)..... | 130 | 5 | 15 | 168 | 81 | 34 | 870 | 71 | 183 | 0 | 0 | 1663 |
| JUDICIAL DISPOSITIONS..... | | | | | | | | | | | | |
| GUILTY PLEAS..... | 140 | 0 | 0 | 65 | 0 | 0 | 0 | 0 | 0 | 0 | 0 | 65 |
| TRIALS WITHOUT JURY..... | 150 | 0 | 0 | 0 | 0 | 0 | 41 | 1 | 0 | 0 | 0 | 46 |
| TRIALS BY JURY..... | 160 | 0 | 0 | 12 | 0 | 1 | 0 | 0 | 0 | 0 | 0 | 17 |
| DISMISSALS..... | 170 | 3 | 2 | 24 | 19 | 5 | 42 | 8 | 16 | 0 | 0 | 151 |
| REMANDS TO LOWER COURTS..... | 180 | 0 | 0 | 1 | 0 | 0 | 0 | 0 | 0 | 0 | 0 | 1 |
| NO PROGRESS..... | 190 | 0 | 1 | 0 | 3 | 1 | 42 | 0 | 2 | 0 | 0 | 65 |
| BENCH WARRANTS..... | 200 | 0 | 0 | 2 | 0 | 0 | 19 | 0 | 0 | 0 | 0 | 21 |
| OTHER JUDICIAL DISPOSITIONS..... | 210 | 2 | 5 | 27 | 3 | 0 | 449 | 4 | 81 | 0 | 0 | 628 |
| SUBTOTAL JUDICIAL DISP(ADD 140 THRU 210)..... | 220 | 5 | 8 | 131 | 29 | 7 | 593 | 13 | 99 | 0 | 0 | 994 |
| OTHER DISPOSITIONS..... | | | | | | | | | | | | |
| NON-SERVICE..... | 230 | 0 | 0 | 0 | 8 | 6 | 70 | 9 | 27 | 0 | 0 | 145 |
| TOTAL DISPOSITIONS (LINE 220 + 230)..... | 240 | 5 | 8 | 131 | 37 | 13 | 663 | 22 | 126 | 0 | 0 | 1139 |
| PENDING CASES AT END OF YEAR..... | | | | | | | | | | | | |
| INACTIVE BENCH WARRANTS (LINE 10-90+200)..... | 250 | 0 | 0 | 1 | 0 | 0 | 10 | 0 | 0 | 0 | 0 | 11 |
| INACTIVE NON-SERVICE (LINE 20 - 95 +230)..... | 260 | 0 | 0 | 0 | 5 | 7 | 37 | 4 | 33 | 0 | 0 | 103 |
| ACTIVE PENDING (LINE 130 - 240)..... | 270 | 0 | 7 | 37 | 44 | 21 | 207 | 49 | 57 | 0 | 0 | 524 |
| TOTAL CASES PENDING END YEAR(250+260+270)..... | 280 | 0 | 7 | 38 | 49 | 28 | 254 | 53 | 90 | 0 | 0 | 638 |
| CIVIL CASES PENDING OVER TWO YEARS..... | 290 | 0 | 0 | 0 | 15 | 3 | 10 | 1 | 5 | 1 | 0 | 58 |

REPORT OF CIRCUIT CASELOAD

REGION 2

CIRCUIT #40

COURT SUMMARY

| ***** | | | | | | | | | | | | | | | | |
|--|--------|----------|---------|--------|----------|----------|----------|---------|--------|---------|----------|--------|------|----|-----|---|
| * APPEALS * *PERSONAL INJ.* FAMILY RELATIONS * | | | | | | | | | | | | | | | | |
| L | ***** | | FY. | ***** | | | | | | | | | NP | CL | ALL | T |
| I | N | AR | * CRIM- | ND/NI* | * DO/DM* | DP | * DU/DS* | PROD- | LABOR* | * T | | | | | | |
| N | D | CRIM- | AV | INAL | * AUTO | NO | * DIV- | *PATER- | *URES* | UCTS | * REL* | OTHER* | A | | | |
| E | * INAL | * CIVIL* | | | * NEG. | * OTHER* | ORCE | * NITY | * SUP. | * LIAB. | * TIONS* | | L | | | |
| ***** | | | | | | | | | | | | | | | | |
| PENDING CASES AT BEGINNING OF THE YEAR..... | | | | | | | | | | | | | | | | |
| INACTIVE BENCH WARRANTS..... | 10 | 0 | 0 | 2 | 0 | 0 | 7 | 0 | 0 | 0 | 0 | 0 | 9 | | | |
| INACTIVE NON-SERVICE..... | 20 | 0 | 0 | 0 | 6 | 2 | 93 | 17 | 100 | 1 | 0 | 24 | 243 | | | |
| SUBTOTAL (LINE 10 + 20)..... | 30 | 0 | 0 | 2 | 6 | 2 | 100 | 17 | 100 | 1 | 0 | 24 | 252 | | | |
| ACTIVE PENDING..... | 40 | 3 | 14 | 143 | 117 | 46 | 663 | 57 | 54 | 4 | 0 | 331 | 1432 | | | |
| NEW CASES FILED THIS YEAR..... | 50 | 9 | 13 | 320 | 53 | 33 | 786 | 59 | 289 | 2 | 2 | 277 | 1843 | | | |
| SUBTOTAL ACTIVE CASELOAD (LINE 40 + 50)..... | 60 | 12 | 27 | 463 | 170 | 79 | 1449 | 116 | 343 | 6 | 2 | 608 | 3275 | | | |
| RE-OPENED CASES..... | | | | | | | | | | | | | | | | |
| REMANDS FROM HIGHER COURTS..... | 70 | 0 | 0 | 4 | 0 | 0 | 0 | 0 | 0 | 0 | 0 | 0 | 4 | | | |
| PROBATION VIOLATIONS..... | 75 | 0 | 0 | 64 | 0 | 0 | 0 | 0 | 0 | 0 | 0 | 0 | 64 | | | |
| POST JUDGEMENT PROCEEDINGS..... | 80 | 0 | 0 | 31 | 0 | 0 | 688 | 22 | 101 | 0 | 0 | 15 | 857 | | | |
| APPEARANCE AFTER BENCH WARRANT ISSUED..... | 90 | 0 | 0 | 1 | 0 | 0 | 15 | 0 | 0 | 0 | 0 | 0 | 16 | | | |
| SERVICE MADE/ARRAIGNMENT..... | 95 | 0 | 0 | 0 | 11 | 4 | 150 | 16 | 43 | 1 | 0 | 49 | 274 | | | |
| MISTRIALS..... | 100 | 0 | 0 | 0 | 0 | 0 | 0 | 0 | 0 | 0 | 0 | 0 | 0 | | | |
| OTHER..... | 110 | 0 | 0 | 2 | 0 | 3 | 1 | 0 | 3 | 0 | 0 | 13 | 22 | | | |
| SUBTOTAL..... | 120 | 0 | 0 | 102 | 11 | 7 | 854 | 38 | 147 | 1 | 0 | 77 | 1237 | | | |
| TOTAL ACTIVE CASELOAD (LINE 60 + 120)..... | 130 | 12 | 27 | 565 | 181 | 86 | 2303 | 154 | 490 | 7 | 2 | 685 | 4512 | | | |
| JUDICIAL DISPOSITIONS..... | | | | | | | | | | | | | | | | |
| GUILTY PLEAS..... | 140 | 0 | 0 | 212 | 0 | 0 | 0 | 0 | 0 | 0 | 0 | 0 | 212 | | | |
| TRIALS WITHOUT JURY..... | 150 | 0 | 0 | 0 | 0 | 0 | 92 | 2 | 0 | 0 | 0 | 8 | 102 | | | |
| TRIALS BY JURY..... | 160 | 0 | 0 | 32 | 6 | 3 | 0 | 1 | 0 | 0 | 0 | 2 | 44 | | | |
| DISMISSALS..... | 170 | 4 | 4 | 92 | 31 | 12 | 116 | 16 | 69 | 0 | 0 | 91 | 435 | | | |
| REMANDS TO LOWER COURTS..... | 180 | 0 | 0 | 14 | 0 | 0 | 0 | 0 | 0 | 0 | 0 | 0 | 14 | | | |
| NO PROGRESS..... | 190 | 0 | 1 | 0 | 4 | 17 | 85 | 0 | 3 | 0 | 0 | 23 | 133 | | | |
| BENCH WARRANTS..... | 200 | 0 | 0 | 4 | 0 | 0 | 19 | 0 | 0 | 0 | 0 | 0 | 23 | | | |
| OTHER JUDICIAL DISPOSITIONS..... | 210 | 5 | 8 | 82 | 15 | 3 | 896 | 55 | 260 | 0 | 0 | 149 | 1473 | | | |
| SUBTOTAL JUDICIAL DISP(ADD 140 THRU 210)..... | 220 | 9 | 13 | 436 | 56 | 35 | 1208 | 74 | 332 | 0 | 0 | 273 | 2436 | | | |
| OTHER DISPOSITIONS..... | | | | | | | | | | | | | | | | |
| NON-SERVICE..... | 230 | 0 | 0 | 0 | 24 | 14 | 205 | 31 | 77 | 1 | 1 | 74 | 427 | | | |
| TOTAL DISPOSITIONS (LINE 220 + 230)..... | 240 | 9 | 13 | 436 | 80 | 49 | 1413 | 105 | 409 | 1 | 1 | 347 | 2863 | | | |
| PENDING CASES AT END OF YEAR..... | | | | | | | | | | | | | | | | |
| INACTIVE BENCH WARRANTS (LINE 10-90+200)..... | 250 | 0 | 0 | 5 | 0 | 0 | 11 | 0 | 0 | 0 | 0 | 0 | 16 | | | |
| INACTIVE NON-SERVICE (LINE 20 - 95 +230)..... | 260 | 0 | 0 | 0 | 19 | 12 | 148 | 32 | 134 | 1 | 1 | 49 | 396 | | | |
| ACTIVE PENDING (LINE 130 - 240)..... | 270 | 3 | 14 | 129 | 101 | 37 | 890 | 49 | 81 | 6 | 1 | 338 | 1649 | | | |
| TOTAL CASES PENDING END YEAR(250+260+270)..... | 280 | 3 | 14 | 134 | 120 | 49 | 1049 | 81 | 215 | 7 | 2 | 387 | 2061 | | | |
| CIVIL CASES PENDING OVER TWO YEARS..... | 290 | 0 | 0 | 0 | 37 | 11 | 38 | 11 | 5 | 3 | 0 | 116 | 221 | | | |

REPORT OF CIRCUIT CASELOAD

REGION 2

CIRCUIT #52

HURON COUNTY

| ***** | | | | | | | | | | | | |
|--|---------|-------|---------------|------------------|-------|-------|-------|-------|-------|-------|-----|-----|
| | APPEALS | FY | PERSONAL INJ. | FAMILY RELATIONS | NP | CL | ALL | T | | | | |
| L | IN AR | CRIM | ND/NI | DO/DM DP | DU/DS | PROD | LABOR | T | | | | |
| N | CRIM | AV | INAL | AUTO NO | DIV | PATER | URES | UCTS | RELA | OTHER | A | |
| E | INAL | CIVIL | NEG. | OTHER | ORCE | NITY | SUP. | LIAB. | TIONS | | L | |
| ***** | | | | | | | | | | | | |
| PENDING CASES AT BEGINNING OF THE YEAR..... | | | | | | | | | | | | |
| INACTIVE BENCH WARRANTS..... | 10 | 0 | 0 | 0 | 0 | 0 | 0 | 0 | 0 | 0 | 0 | 0 |
| INACTIVE NON-SERVICE..... | 20 | 0 | 0 | 0 | 0 | 12 | 2 | 0 | 0 | 0 | 6 | 20 |
| SUBTOTAL (LINE 10 + 20)..... | 30 | 0 | 0 | 0 | 0 | 12 | 2 | 0 | 0 | 0 | 6 | 20 |
| ACTIVE PENDING..... | 40 | 0 | 4 | 12 | 22 | 5 | 98 | 12 | 1 | 4 | 82 | 240 |
| NEW CASES FILED THIS YEAR..... | 50 | 0 | 2 | 37 | 9 | 4 | 164 | 21 | 38 | 1 | 73 | 349 |
| SUBTOTAL ACTIVE CASELOAD (LINE 40 + 50)..... | 60 | 0 | 6 | 49 | 31 | 9 | 262 | 33 | 39 | 5 | 155 | 589 |
| RE-OPENED CASES..... | | | | | | | | | | | | |
| REMANDS FROM HIGHER COURTS..... | 70 | 0 | 0 | 1 | 1 | 0 | 0 | 0 | 0 | 0 | 2 | 4 |
| PROBATION VIOLATIONS..... | 75 | 0 | 0 | 15 | 0 | 0 | 0 | 0 | 0 | 0 | 0 | 15 |
| POST JUDGEMENT PROCEEDINGS..... | 80 | 0 | 0 | 0 | 0 | 0 | 57 | 0 | 2 | 0 | 5 | 64 |
| APPEARANCE AFTER BENCH WARRANT ISSUED..... | 90 | 0 | 0 | 0 | 0 | 0 | 0 | 0 | 0 | 0 | 0 | 0 |
| SERVICE MADE/ARRAIGNMENT..... | 95 | 0 | 0 | 0 | 1 | 1 | 41 | 3 | 2 | 0 | 12 | 60 |
| MISTRIALS..... | 100 | 0 | 0 | 0 | 0 | 0 | 0 | 0 | 0 | 0 | 0 | 0 |
| OTHER..... | 110 | 0 | 0 | 0 | 0 | 0 | 0 | 0 | 0 | 0 | 1 | 1 |
| SUBTOTAL..... | 120 | 0 | 0 | 16 | 2 | 1 | 98 | 3 | 4 | 0 | 20 | 144 |
| TOTAL ACTIVE CASELOAD (LINE 60 + 120)..... | 130 | 0 | 6 | 65 | 33 | 10 | 360 | 36 | 43 | 5 | 175 | 733 |
| JUDICIAL DISPOSITIONS..... | | | | | | | | | | | | |
| GUILTY PLEAS..... | 140 | 0 | 0 | 20 | 0 | 0 | 0 | 0 | 0 | 0 | 0 | 20 |
| TRIALS WITHOUT JURY..... | 150 | 0 | 0 | 1 | 0 | 0 | 19 | 1 | 0 | 0 | 9 | 30 |
| TRIALS BY JURY..... | 160 | 0 | 0 | 3 | 2 | 0 | 0 | 0 | 0 | 0 | 0 | 5 |
| DISMISSALS..... | 170 | 0 | 0 | 16 | 5 | 1 | 39 | 5 | 2 | 0 | 20 | 88 |
| REMANDS TO LOWER COURTS..... | 180 | 0 | 0 | 2 | 0 | 0 | 0 | 0 | 0 | 0 | 1 | 3 |
| NO PROGRESS..... | 190 | 0 | 3 | 0 | 0 | 0 | 11 | 0 | 0 | 0 | 5 | 19 |
| BENCH WARRANTS..... | 200 | 0 | 0 | 1 | 0 | 0 | 0 | 0 | 0 | 0 | 0 | 1 |
| OTHER JUDICIAL DISPOSITIONS..... | 210 | 0 | 2 | 10 | 3 | 1 | 157 | 13 | 38 | 0 | 38 | 262 |
| SUBTOTAL JUDICIAL DISP(ADD 140 THRU 210)..... | 220 | 0 | 5 | 53 | 10 | 2 | 226 | 19 | 40 | 0 | 73 | 428 |
| OTHER DISPOSITIONS..... | | | | | | | | | | | | |
| NON-SERVICE..... | 230 | 0 | 0 | 0 | 3 | 1 | 47 | 1 | 2 | 0 | 12 | 66 |
| TOTAL DISPOSITIONS (LINE 220 + 230)..... | 240 | 0 | 5 | 53 | 13 | 3 | 273 | 20 | 42 | 0 | 85 | 494 |
| PENDING CASES AT END OF YEAR..... | | | | | | | | | | | | |
| INACTIVE BENCH WARRANTS (LINE 10-90+200)..... | 250 | 0 | 0 | 1 | 0 | 0 | 0 | 0 | 0 | 0 | 0 | 1 |
| INACTIVE NON-SERVICE (LINE 20 - 95 +230)..... | 260 | 0 | 0 | 0 | 2 | 0 | 18 | 0 | 0 | 0 | 6 | 26 |
| ACTIVE PENDING (LINE 130 - 240)..... | 270 | 0 | 1 | 12 | 20 | 7 | 87 | 16 | 1 | 5 | 90 | 239 |
| TOTAL CASES PENDING END YEAR(250+260+270)..... | 280 | 0 | 1 | 13 | 22 | 7 | 105 | 16 | 1 | 5 | 96 | 266 |
| CIVIL CASES PENDING OVER TWO YEARS..... | 290 | 0 | 0 | 0 | 7 | 0 | 1 | 4 | 0 | 3 | 24 | 39 |

REPORT OF CIRCUIT CASELOAD

REGION 2

REGION SUMMARY

| ***** | | | | | | | | | | | | | |
|--|-------|---------|--------|----------|------|--------|---------|---------|----------|-------|--------|-------|--------|
| * APPEALS * *PERSONAL INJ.* FAMILY RELATIONS * | | | | | | | | | | | | | |
| L | ***** | | FY | ***** | | | | | | | | | T |
| I N | AR | * CRIM- | ND/NI* | DO/DM* | DP | DU/DS* | PROD- | LABOR* | NP | CL | ALL | O | |
| N O | CRIM- | AV | INAL | AUTO | NO | DIV- | *PATER- | *URES* | UCTS | RELA- | OTHER* | A | |
| E | INAL | CIVIL* | * NEG. | * OTHER* | ORCE | * NITY | * SUP. | * LIAB. | * TIONS* | | | | |
| ***** | | | | | | | | | | | | | |
| PENDING CASES AT BEGINNING OF THE YEAR..... | | | | | | | | | | | | | |
| INACTIVE BENCH WARRANTS..... | 10 | 0 | 0 | 432 | 0 | 0 | 17 | 80 | 18 | 0 | 0 | 16 | 563 |
| INACTIVE NON-SERVICE..... | 20 | 0 | 0 | 407 | 1332 | 653 | 2222 | 485 | 924 | 99 | 16 | 1286 | 7424 |
| SUBTOTAL (LINE 10 + 20)..... | 30 | 0 | 0 | 839 | 1332 | 653 | 2239 | 565 | 942 | 99 | 16 | 1302 | 7987 |
| ACTIVE PENDING..... | 40 | 253 | 349 | 3595 | 4171 | 2206 | 15297 | 2235 | 2654 | 262 | 75 | 7229 | 38326 |
| NEW CASES FILED THIS YEAR..... | 50 | 218 | 348 | 9043 | 3092 | 1072 | 24049 | 1852 | 5516 | 101 | 32 | 14634 | 59957 |
| SUBTOTAL ACTIVE CASELOAD (LINE 40 + 50)..... | 60 | 471 | 697 | 12638 | 7263 | 3278 | 39346 | 4087 | 8170 | 363 | 107 | 21863 | 98283 |
| RE-OPENED CASES..... | | | | | | | | | | | | | |
| REMANDS FROM HIGHER COURTS..... | 70 | 4 | 1 | 50 | 2 | 1 | 4 | 0 | 0 | 0 | 0 | 30 | 92 |
| PROBATION VIOLATIONS..... | 75 | 0 | 0 | 989 | 0 | 0 | 0 | 0 | 0 | 0 | 0 | 16 | 1005 |
| POST JUDGEMENT PROCEEDINGS..... | 80 | 0 | 0 | 131 | 7 | 13 | 9081 | 449 | 681 | 1 | 0 | 173 | 10536 |
| APPEARANCE AFTER BENCH WARRANT ISSUED..... | 90 | 0 | 0 | 397 | 0 | 0 | 25 | 70 | 11 | 0 | 0 | 16 | 519 |
| SERVICE MADE/ARRAIGNMENT..... | 95 | 0 | 0 | 1495 | 1610 | 715 | 7933 | 1262 | 2313 | 76 | 22 | 3947 | 19373 |
| MISTRIALS..... | 100 | 0 | 0 | 61 | 34 | 11 | 368 | 102 | 140 | 1 | 2 | 94 | 813 |
| OTHER..... | 110 | 0 | 0 | 654 | 97 | 81 | 409 | 49 | 245 | 8 | 0 | 371 | 1914 |
| SUBTOTAL..... | 120 | 4 | 1 | 3777 | 1750 | 821 | 17820 | 1932 | 3390 | 86 | 24 | 4647 | 34252 |
| TOTAL ACTIVE CASELOAD (LINE 60 + 120)..... | 130 | 475 | 698 | 16415 | 9013 | 4099 | 57166 | 6019 | 11560 | 449 | 131 | 26510 | 132535 |
| JUDICIAL DISPOSITIONS..... | | | | | | | | | | | | | |
| GUILTY PLEAS..... | 140 | 0 | 0 | 5243 | 0 | 0 | 0 | 0 | 0 | 0 | 0 | 0 | 5243 |
| TRIALS WITHOUT JURY..... | 150 | 3 | 8 | 141 | 37 | 27 | 1052 | 60 | 1 | 2 | 2 | 687 | 2020 |
| TRIALS BY JURY..... | 160 | 0 | 0 | 597 | 153 | 60 | 0 | 27 | 0 | 9 | 1 | 121 | 968 |
| DISMISSALS..... | 170 | 115 | 156 | 1912 | 1723 | 847 | 4316 | 790 | 2292 | 59 | 39 | 4155 | 16404 |
| REMANDS TO LOWER COURTS..... | 180 | 59 | 67 | 595 | 298 | 139 | 0 | 0 | 0 | 7 | 1 | 381 | 1547 |
| NO PROGRESS..... | 190 | 0 | 18 | 0 | 98 | 90 | 1393 | 53 | 245 | 1 | 4 | 406 | 2308 |
| BENCH WARRANTS..... | 200 | 0 | 0 | 430 | 0 | 0 | 20 | 56 | 14 | 0 | 0 | 3 | 523 |
| OTHER JUDICIAL DISPOSITIONS..... | 210 | 51 | 126 | 2645 | 896 | 494 | 25351 | 2303 | 5436 | 43 | 15 | 6462 | 43822 |
| SUBTOTAL JUDICIAL DISP(ADD 140 THRU 210)..... | 220 | 228 | 375 | 11563 | 3205 | 1657 | 32132 | 3289 | 7988 | 121 | 62 | 12215 | 72835 |
| OTHER DISPOSITIONS..... | | | | | | | | | | | | | |
| NON-SERVICE..... | 230 | 0 | 0 | 1350 | 1405 | 602 | 9141 | 1327 | 2811 | 81 | 25 | 6029 | 22771 |
| TOTAL DISPOSITIONS (LINE 220 + 230)..... | 240 | 228 | 375 | 12913 | 4610 | 2259 | 41273 | 4616 | 10799 | 202 | 87 | 18244 | 95606 |
| PENDING CASES AT END OF YEAR..... | | | | | | | | | | | | | |
| INACTIVE BENCH WARRANTS (LINE 10-90+200)..... | 250 | 0 | 0 | 465 | 0 | 0 | 12 | 66 | 21 | 0 | 0 | 3 | 567 |
| INACTIVE NON-SERVICE (LINE 20 - 95 +230)..... | 260 | 0 | 0 | 262 | 1127 | 540 | 3430 | 550 | 1422 | 104 | 19 | 3368 | 10822 |
| ACTIVE PENDING (LINE 130 - 240)..... | 270 | 247 | 323 | 3502 | 4403 | 1840 | 15893 | 1403 | 761 | 247 | 44 | 8266 | 36929 |
| TOTAL CASES PENDING END YEAR(250+260+270)..... | 280 | 247 | 323 | 4229 | 5530 | 2380 | 19335 | 2019 | 2204 | 351 | 63 | 11637 | 48318 |
| CIVIL CASES PENDING OVER TWO YEARS..... | 290 | 3 | 25 | 166 | 1170 | 557 | 491 | 348 | 326 | 111 | 13 | 1962 | 5172 |

REPORT OF CIRCUIT CASELOAD

REGION 3

CIRCUIT #1

HILLSDALE COUNTY

| ***** | | | | | | | | | | | | |
|---|----------------------|----------------------------|------------------------|-----------------|---------|-------|----|-----|---|---|-----|------|
| | * APPEALS * | * PERSONAL INJ. * | * FAMILY RELATIONS * | * CL * | * ALL * | * T * | | | | | | |
| L | FY | NP | CL | ALL | T | | | | | | | |
| I N * AR * | * CRIM- * ND/NI * | * DO/DM * DP * | * DU/DS * | PROD- * LABOR * | * T * | | | | | | | |
| N O * CRIM- * AV * | * INAL * AUTG * NO * | * DIV- * PATER- * URESA/ * | UCTS * RELA- * OTHER * | * A * | | | | | | | | |
| E * INAL * CIVIL * | * NEG. * OTHER * | ORCE * NITY * SUP. * | LIAB. * TIGNS * | * L * | | | | | | | | |
| ***** | | | | | | | | | | | | |
| PENDING CASES AT BEGINNING OF THE YEAR..... | | | | | | | | | | | | |
| INACTIVE BENCH WARRANTS..... 10 | 0 | 0 | 7 | 0 | 0 | 0 | 0 | 0 | 0 | 0 | 0 | 7 |
| INACTIVE NON-SERVICE..... 20 | 0 | 0 | 0 | 0 | 0 | 5 | 4 | 4 | 0 | 0 | 5 | 18 |
| SUBTOTAL (LINE 10 + 20)..... 30 | 0 | 0 | 7 | 0 | 0 | 5 | 4 | 4 | 0 | 0 | 5 | 25 |
| ACTIVE PENDING..... 40 | 0 | 0 | 28 | 14 | 11 | 194 | 17 | 7 | 3 | 0 | 54 | 328 |
| NEW CASES FILED THIS YEAR..... 50 | 3 | 10 | 113 | 12 | 7 | 274 | 11 | 154 | 4 | 1 | 96 | 685 |
| SUBTOTAL ACTIVE CASELOAD (LINE 40 + 50).. 60 | 3 | 10 | 141 | 26 | 18 | 468 | 28 | 161 | 7 | 1 | 150 | 1013 |
| RE-OPENED CASES..... | | | | | | | | | | | | |
| REMANDS FROM HIGHER COURTS..... 70 | 0 | 0 | 0 | 0 | 0 | 0 | 0 | 0 | 0 | 0 | 0 | 0 |
| PROBATION VIOLATIONS..... 75 | 0 | 0 | 5 | 0 | 0 | 0 | 0 | 0 | 0 | 0 | 0 | 5 |
| POST JUDGEMENT PROCEEDINGS..... 80 | 0 | 0 | 0 | 0 | 0 | 20 | 0 | 436 | 0 | 0 | 0 | 456 |
| APPEARANCE AFTER BENCH WARRANT ISSUED.... 90 | 0 | 0 | 2 | 0 | 0 | 0 | 0 | 0 | 0 | 0 | 0 | 2 |
| SERVICE MADE/ARRAIGNMENT..... 95 | 0 | 0 | 0 | 0 | 0 | 14 | 4 | 4 | 0 | 0 | 6 | 28 |
| MISTRIALS..... 100 | 0 | 0 | 0 | 0 | 0 | 0 | 0 | 0 | 0 | 0 | 0 | 0 |
| OTHER..... 110 | 0 | 0 | 0 | 0 | 0 | 0 | 0 | 0 | 0 | 0 | 0 | 0 |
| SUBTOTAL..... 120 | 0 | 0 | 7 | 0 | 0 | 34 | 4 | 440 | 0 | 0 | 6 | 491 |
| TOTAL ACTIVE CASELOAD (LINE 60 + 120)..... 130 | 3 | 10 | 148 | 26 | 18 | 502 | 32 | 601 | 7 | 1 | 156 | 1504 |
| JUDICIAL DISPOSITIONS..... | | | | | | | | | | | | |
| GUILTY PLEAS..... 140 | 0 | 0 | 70 | 0 | 0 | 0 | 0 | 0 | 0 | 0 | 0 | 70 |
| TRIALS WITHOUT JURY..... 150 | 0 | 0 | 1 | 0 | 0 | 2 | 1 | 0 | 0 | 0 | 1 | 5 |
| TRIALS BY JURY..... 160 | 0 | 0 | 3 | 0 | 2 | 0 | 0 | 0 | 0 | 0 | 0 | 5 |
| DISMISSALS..... 170 | 0 | 1 | 16 | 2 | 1 | 29 | 9 | 24 | 0 | 0 | 15 | 97 |
| REMANDS TO LOWER COURTS..... 180 | 0 | 0 | 17 | 0 | 0 | 0 | 0 | 0 | 0 | 0 | 0 | 17 |
| NO PROGRESS..... 190 | 0 | 0 | 0 | 0 | 0 | 4 | 0 | 0 | 0 | 0 | 1 | 5 |
| BENCH WARRANTS..... 200 | 0 | 0 | 1 | 0 | 0 | 0 | 0 | 0 | 0 | 0 | 0 | 1 |
| OTHER JUDICIAL DISPOSITIONS..... 210 | 0 | 0 | 4 | 1 | 2 | 277 | 7 | 547 | 0 | 0 | 27 | 865 |
| SUBTOTAL JUDICIAL DISP(ADD 140 THRU 210). 220 | 0 | 1 | 112 | 3 | 5 | 312 | 17 | 571 | 0 | 0 | 44 | 1065 |
| OTHER DISPOSITIONS..... | | | | | | | | | | | | |
| NON-SERVICE..... 230 | 0 | 0 | 0 | 1 | 1 | 41 | 2 | 16 | 1 | 0 | 14 | 76 |
| TOTAL DISPOSITIONS (LINE 220 + 230)..... 240 | 0 | 1 | 112 | 4 | 6 | 353 | 19 | 587 | 1 | 0 | 58 | 1141 |
| PENDING CASES AT END OF YEAR..... | | | | | | | | | | | | |
| INACTIVE BENCH WARRANTS (LINE 10-90+200). 250 | 0 | 0 | 6 | 0 | 0 | 0 | 0 | 0 | 0 | 0 | 0 | 6 |
| INACTIVE NON-SERVICE (LINE 20 - 95 +230). 260 | 0 | 0 | 0 | 1 | 1 | 32 | 2 | 16 | 1 | 0 | 13 | 66 |
| ACTIVE PENDING (LINE 130 - 240)..... 270 | 3 | 9 | 36 | 22 | 12 | 149 | 13 | 14 | 6 | 1 | 98 | 363 |
| TOTAL CASES PENDING END YEAR(250+260+270).... 280 | 3 | 9 | 42 | 23 | 13 | 181 | 15 | 30 | 7 | 1 | 111 | 435 |
| CIVIL CASES PENDING OVER TWO YEARS..... 290 | 0 | 0 | 0 | 0 | 0 | 0 | 0 | 0 | 0 | 0 | 0 | 0 |

REPORT OF CIRCUIT CASELOAD

REGION 3

CIRCUIT #2

BERRIEN COUNTY

| ***** | | | | | | | | | | | | |
|--|-----|----|----|-----|-----|-----|------|-----|------|----|---|------|
| * APPEALS * *PERSONAL INJ.* FAMILY RELATIONS * | | | | | | | | | | | | |
| L *****+ FY ***** NP * CL * ALL * T | | | | | | | | | | | | |
| I N* AR * * CRIM-* ND/NI* * DO/DM* DP * DU/DS* PROD-* LABOR* * T | | | | | | | | | | | | |
| N O* CRIM-* AV * INAL * AUTO * NO * DIV- *PATER=*URES*/ UCTS * RELA-* OTHER* A | | | | | | | | | | | | |
| E * INAL * CIVIL* * NEG. * OTHER* ORCE * NITY * SUP. * LIAB.* TIONS* * L | | | | | | | | | | | | |
| ***** | | | | | | | | | | | | |
| PENDING CASES AT BEGINNING OF THE YEAR..... | | | | | | | | | | | | |
| INACTIVE BENCH WARRANTS..... | 10 | 0 | 0 | 24 | 0 | 0 | 0 | 0 | 0 | 0 | 0 | 24 |
| INACTIVE NON-SERVICE..... | 20 | 0 | 0 | 0 | 0 | 0 | 0 | 0 | 0 | 0 | 0 | 0 |
| SUBTOTAL (LINE 10 + 20)..... | 30 | 0 | 0 | 24 | 0 | 0 | 0 | 0 | 0 | 0 | 0 | 24 |
| ACTIVE PENDING..... | 40 | 7 | 16 | 88 | 159 | 75 | 1015 | 122 | 179 | 15 | 1 | 365 |
| NEW CASES FILED THIS YEAR..... | 50 | 9 | 13 | 300 | 132 | 58 | 1390 | 204 | 614 | 7 | 3 | 455 |
| SUBTOTAL ACTIVE CASELOAD (LINE 40 + 50)..... | 60 | 16 | 29 | 588 | 291 | 133 | 2405 | 326 | 793 | 22 | 4 | 820 |
| RE-OPENED CASES..... | | | | | | | | | | | | |
| REMANDS FROM HIGHER COURTS..... | 70 | 0 | 0 | 1 | 0 | 0 | 0 | 0 | 0 | 0 | 0 | 1 |
| PROBATION VIOLATIONS..... | 75 | 0 | 0 | 82 | 0 | 0 | 0 | 0 | 0 | 0 | 0 | 82 |
| POST JUDGEMENT PROCEEDINGS..... | 80 | 0 | 0 | 18 | 4 | 1 | 899 | 240 | 707 | 3 | 0 | 1902 |
| APPEARANCE AFTER BENCH WARRANT ISSUED..... | 90 | 0 | 0 | 20 | 0 | 0 | 0 | 0 | 0 | 0 | 0 | 20 |
| SERVICE MADE/ARRAIGNMENT..... | 95 | 0 | 0 | 0 | 0 | 0 | 0 | 0 | 0 | 0 | 0 | 0 |
| MISTRIALS..... | 100 | 0 | 0 | 11 | 0 | 0 | 0 | 0 | 0 | 0 | 0 | 11 |
| OTHER..... | 110 | 0 | 0 | 66 | 0 | 0 | 0 | 0 | 0 | 0 | 0 | 66 |
| SUBTOTAL..... | 120 | 0 | 0 | 198 | 4 | 1 | 899 | 240 | 707 | 3 | 0 | 2082 |
| TOTAL ACTIVE CASELOAD (LINE 60 + 120)..... | 130 | 16 | 29 | 886 | 295 | 134 | 3304 | 566 | 1500 | 25 | 4 | 7609 |
| JUDICIAL DISPOSITIONS..... | | | | | | | | | | | | |
| GUILTY PLEAS..... | 140 | 0 | 0 | 337 | 0 | 0 | 0 | 0 | 0 | 0 | 0 | 337 |
| TRIALS WITHOUT JURY..... | 150 | 0 | 0 | 7 | 1 | 0 | 72 | 8 | 0 | 0 | 1 | 101 |
| TRIALS BY JURY..... | 160 | 0 | 0 | 48 | 9 | 1 | 0 | 3 | 0 | 1 | 0 | 71 |
| DISMISSALS..... | 170 | 2 | 1 | 68 | 61 | 25 | 147 | 41 | 175 | 3 | 0 | 610 |
| REMANDS TO LOWER COURTS..... | 180 | 0 | 0 | 102 | 0 | 2 | 0 | 0 | 0 | 0 | 0 | 108 |
| NO PROGRESS..... | 190 | 0 | 5 | 0 | 6 | 0 | 130 | 16 | 10 | 0 | 0 | 210 |
| BENCH WARRANTS..... | 200 | 0 | 0 | 23 | 0 | 0 | 0 | 0 | 0 | 0 | 0 | 23 |
| OTHER JUDICIAL DISPOSITIONS..... | 210 | 1 | 8 | 53 | 42 | 17 | 1849 | 371 | 1122 | 5 | 2 | 3810 |
| SUBTOTAL JUDICIAL DISP(ADD 140 THRU 210)..... | 220 | 3 | 14 | 638 | 119 | 45 | 2198 | 439 | 1307 | 9 | 3 | 5270 |
| OTHER DISPOSITIONS..... | | | | | | | | | | | | |
| NON-SERVICE..... | 230 | 0 | 0 | 0 | 0 | 0 | 0 | 0 | 0 | 0 | 0 | 0 |
| TOTAL DISPOSITIONS (LINE 220 + 230)..... | 240 | 3 | 14 | 638 | 119 | 45 | 2198 | 439 | 1307 | 9 | 3 | 5270 |
| PENDING CASES AT END OF YEAR..... | | | | | | | | | | | | |
| INACTIVE BENCH WARRANTS (LINE 10-90+200)..... | 250 | 0 | 0 | 27 | 0 | 0 | 0 | 0 | 0 | 0 | 0 | 27 |
| INACTIVE NON-SERVICE (LINE 20 - 95 +230)..... | 260 | 0 | 0 | 0 | 0 | 0 | 0 | 0 | 0 | 0 | 0 | 0 |
| ACTIVE PENDING (LINE 130 - 240)..... | 270 | 13 | 15 | 248 | 176 | 89 | 1106 | 127 | 193 | 16 | 1 | 2339 |
| TOTAL CASES PENDING END YEAR(250+260+270)..... | 280 | 13 | 15 | 275 | 176 | 89 | 1106 | 127 | 193 | 16 | 1 | 2366 |
| CIVIL CASES PENDING OVER TWO YEARS..... | 290 | 0 | 0 | 0 | 7 | 6 | 1 | 3 | 0 | 4 | 0 | 58 |

REPORT OF CIRCUIT CASELOAD

REGION 3

CIRCUIT #4

JACKSON COUNTY

| ***** | | | | | | | | | | | | |
|--|-------------|-------------------|----------------------|-------|-------|-------|-------|-------|-------|-------|-------|---|
| | * APPEALS * | * PERSONAL INJ. * | * FAMILY RELATIONS * | | | | | | | | | |
| L | FY | | | NP | CL | ALL | T | | | | | |
| I N | AR | CRIM | ND/NI | DO/DM | OP | DU/DS | PROD | LABOR | | | | |
| N O | CRIM | AV | INAL | AUTO | NO | DIV | PATER | URES | UCYS | RELA | OTHER | A |
| E | INAL | CIVIL | | NEG. | OTHER | ORCE | NITY | SUP. | LIAB. | TIONS | | L |
| ***** | | | | | | | | | | | | |
| PENDING CASES AT BEGINNING OF THE YEAR..... | | | | | | | | | | | | |
| INACTIVE BENCH WARRANTS..... | 10 | 0 | 0 | 0 | 0 | 0 | 0 | 0 | 0 | 0 | 0 | 0 |
| INACTIVE NON-SERVICE..... | 20 | 0 | 0 | 0 | 0 | 0 | 0 | 0 | 0 | 0 | 0 | 0 |
| SUBTOTAL (LINE 10 + 20)..... | 30 | 0 | 0 | 0 | 0 | 0 | 0 | 0 | 0 | 0 | 0 | 0 |
| ACTIVE PENDING..... | 40 | 0 | 0 | 0 | 0 | 0 | 0 | 0 | 0 | 0 | 0 | 0 |
| NEW CASES FILED THIS YEAR..... | 50 | 0 | 0 | 0 | 0 | 0 | 0 | 0 | 0 | 0 | 0 | 0 |
| SUBTOTAL ACTIVE CASELOAD (LINE 40 + 50)..... | 60 | 0 | 0 | 0 | 0 | 0 | 0 | 0 | 0 | 0 | 0 | 0 |
| RE-OPENED CASES..... | | | | | | | | | | | | |
| REMANDS FROM HIGHER COURTS..... | 70 | 0 | 0 | 0 | 0 | 0 | 0 | 0 | 0 | 0 | 0 | 0 |
| PROBATION VIOLATIONS..... | 75 | 0 | 0 | 0 | 0 | 0 | 0 | 0 | 0 | 0 | 0 | 0 |
| POST JUDGEMENT PROCEEDINGS..... | 80 | 0 | 0 | 0 | 0 | 0 | 0 | 0 | 0 | 0 | 0 | 0 |
| APPEARANCE AFTER BENCH WARRANT ISSUED..... | 90 | 0 | 0 | 0 | 0 | 0 | 0 | 0 | 0 | 0 | 0 | 0 |
| SERVICE MADE/ARRAIGNMENT..... | 95 | 0 | 0 | 0 | 0 | 0 | 0 | 0 | 0 | 0 | 0 | 0 |
| MISTRIALS..... | 100 | 0 | 0 | 0 | 0 | 0 | 0 | 0 | 0 | 0 | 0 | 0 |
| OTHER..... | 110 | 0 | 0 | 0 | 0 | 0 | 0 | 0 | 0 | 0 | 0 | 0 |
| SUBTOTAL..... | 120 | 0 | 0 | 0 | 0 | 0 | 0 | 0 | 0 | 0 | 0 | 0 |
| TOTAL ACTIVE CASELOAD (LINE 60 + 120)..... | 130 | 0 | 0 | 0 | 0 | 0 | 0 | 0 | 0 | 0 | 0 | 0 |
| JUDICIAL DISPOSITIONS..... | | | | | | | | | | | | |
| GUILTY PLEAS..... | 140 | 0 | 0 | 0 | 0 | 0 | 0 | 0 | 0 | 0 | 0 | 0 |
| TRIALS WITHOUT JURY..... | 150 | 0 | 0 | 0 | 0 | 0 | 0 | 0 | 0 | 0 | 0 | 0 |
| TRIALS BY JURY..... | 160 | 0 | 0 | 0 | 0 | 0 | 0 | 0 | 0 | 0 | 0 | 0 |
| DISMISSALS..... | 170 | 0 | 0 | 0 | 0 | 0 | 0 | 0 | 0 | 0 | 0 | 0 |
| REMANDS TO LOWER COURTS..... | 180 | 0 | 0 | 0 | 0 | 0 | 0 | 0 | 0 | 0 | 0 | 0 |
| NO PROGRESS..... | 190 | 0 | 0 | 0 | 0 | 0 | 0 | 0 | 0 | 0 | 0 | 0 |
| BENCH WARRANTS..... | 200 | 0 | 0 | 0 | 0 | 0 | 0 | 0 | 0 | 0 | 0 | 0 |
| OTHER JUDICIAL DISPOSITIONS..... | 210 | 0 | 0 | 0 | 0 | 0 | 0 | 0 | 0 | 0 | 0 | 0 |
| SUBTOTAL JUDICIAL DISP(ADD 140 THRU 210)..... | 220 | 0 | 0 | 0 | 0 | 0 | 0 | 0 | 0 | 0 | 0 | 0 |
| OTHER DISPOSITIONS..... | | | | | | | | | | | | |
| NON-SERVICE..... | 230 | 0 | 0 | 0 | 0 | 0 | 0 | 0 | 0 | 0 | 0 | 0 |
| TOTAL DISPOSITIONS (LINE 220 + 230)..... | 240 | 0 | 0 | 0 | 0 | 0 | 0 | 0 | 0 | 0 | 0 | 0 |
| PENDING CASES AT END OF YEAR..... | | | | | | | | | | | | |
| INACTIVE BENCH WARRANTS (LINE 10-90+200)..... | 250 | 0 | 0 | 0 | 0 | 0 | 0 | 0 | 0 | 0 | 0 | 0 |
| INACTIVE NON-SERVICE (LINE 20 - 95 +230)..... | 260 | 0 | 0 | 0 | 0 | 0 | 0 | 0 | 0 | 0 | 0 | 0 |
| ACTIVE PENDING (LINE 130 - 240)..... | 270 | 0 | 0 | 0 | 0 | 0 | 0 | 0 | 0 | 0 | 0 | 0 |
| TOTAL CASES PENDING END YEAR(250+260+270)..... | 280 | 0 | 0 | 0 | 0 | 0 | 0 | 0 | 0 | 0 | 0 | 0 |
| CIVIL CASES PENDING OVER TWO YEARS..... | 290 | 0 | 0 | 0 | 0 | 0 | 0 | 0 | 0 | 0 | 0 | 0 |

REPORT OF CIRCUIT CASELOAD

REGION 3

CIRCUIT #5

BARRY COUNTY

| ***** | | | | | | | | | | | | |
|--|-------------|-------------------|----------------------|--------|--------|---------|--------|---------|--------|--------|---|------|
| | * APPEALS * | * PERSONAL INJ. * | * FAMILY RELATIONS * | | | * NP * | * CL * | * ALL * | * T * | ***** | | |
| L | FY | | | | | | | | | | | |
| I N * AR * | * CRIM-* | ND/NI* | DO/DM* | DP | DU/DS* | PROD-* | LABOR* | | | | | |
| N O * CRIM-* | AV | INAL | AUTO | NO | DIV-* | PATER-* | URES* | UCTS * | RELA-* | OTHER* | A | |
| E * INAL * | CIVIL* | | NEG. * | OTHER* | ORCE * | NITY * | SUP. * | LIAB. * | TIONS* | | L | |
| ***** | | | | | | | | | | | | |
| PENDING CASES AT BEGINNING OF THE YEAR..... | | | | | | | | | | | | |
| INACTIVE BENCH WARRANTS..... | 10 | 0 | 0 | 8 | 0 | 0 | 23 | 5 | 7 | 0 | 0 | 43 |
| INACTIVE NON-SERVICE..... | 20 | 0 | 0 | 0 | 1 | 1 | 26 | 2 | 11 | 0 | 0 | 43 |
| SUBTOTAL (LINE 10 + 20)..... | 30 | 0 | 0 | 8 | 1 | 1 | 49 | 7 | 18 | 0 | 0 | 86 |
| ACTIVE PENDING..... | 40 | 1 | 4 | 55 | 31 | 7 | 406 | 39 | 147 | 7 | 0 | 795 |
| NEW CASES FILED THIS YEAR..... | 50 | 0 | 0 | 85 | 24 | 3 | 274 | 5 | 139 | 0 | 0 | 630 |
| SUBTOTAL ACTIVE CASELOAD (LINE 40 + 50)..... | 60 | 1 | 4 | 140 | 55 | 10 | 680 | 44 | 286 | 7 | 0 | 1425 |
| RE-OPENED CASES..... | | | | | | | | | | | | |
| REMANDS FROM HIGHER COURTS..... | 70 | 0 | 0 | 0 | 0 | 0 | 0 | 0 | 0 | 0 | 0 | 0 |
| PROBATION VIOLATIONS..... | 75 | 0 | 0 | 52 | 0 | 0 | 0 | 0 | 0 | 0 | 0 | 52 |
| POST JUDGEMENT PROCEEDINGS..... | 80 | 0 | 0 | 0 | 0 | 0 | 64 | 0 | 0 | 0 | 0 | 64 |
| APPEARANCE AFTER BENCH WARRANT ISSUED..... | 90 | 0 | 0 | 17 | 0 | 0 | 31 | 5 | 7 | 0 | 0 | 60 |
| SERVICE MADE/ARRAIGNMENT..... | 95 | 0 | 0 | 0 | 8 | 3 | 131 | 3 | 73 | 0 | 0 | 262 |
| MISTRIALS..... | 100 | 0 | 0 | 2 | 0 | 0 | 0 | 0 | 0 | 0 | 0 | 2 |
| OTHER..... | 110 | 0 | 0 | 0 | 0 | 0 | 0 | 0 | 0 | 0 | 0 | 0 |
| SUBTOTAL..... | 120 | 0 | 0 | 71 | 8 | 3 | 226 | 8 | 80 | 0 | 0 | 440 |
| TOTAL ACTIVE CASELOAD (LINE 60 + 120)..... | 130 | 1 | 4 | 211 | 63 | 13 | 906 | 52 | 366 | 7 | 0 | 1865 |
| JUDICIAL DISPOSITIONS..... | | | | | | | | | | | | |
| GUILTY PLEAS..... | 140 | 0 | 0 | 44 | 0 | 0 | 0 | 0 | 0 | 0 | 0 | 44 |
| TRIALS WITHOUT JURY..... | 150 | 0 | 0 | 3 | 0 | 0 | 7 | 0 | 0 | 0 | 0 | 12 |
| TRIALS BY JURY..... | 160 | 0 | 0 | 11 | 4 | 0 | 0 | 1 | 0 | 0 | 0 | 18 |
| DISMISSALS..... | 170 | 0 | 0 | 2 | 0 | 0 | 12 | 1 | 9 | 0 | 0 | 24 |
| REMANDS TO LOWER COURTS..... | 180 | 0 | 0 | 3 | 0 | 0 | 0 | 0 | 0 | 0 | 0 | 3 |
| NO PROGRESS..... | 190 | 0 | 0 | 0 | 0 | 0 | 62 | 4 | 24 | 0 | 0 | 102 |
| BENCH WARRANTS..... | 200 | 0 | 0 | 9 | 0 | 0 | 12 | 0 | 0 | 0 | 0 | 21 |
| OTHER JUDICIAL DISPOSITIONS..... | 210 | 0 | 0 | 24 | 0 | 0 | 62 | 1 | 13 | 0 | 0 | 102 |
| SUBTOTAL JUDICIAL DISP(ADD 140 THRU 210)..... | 220 | 0 | 0 | 96 | 4 | 0 | 155 | 7 | 46 | 0 | 0 | 326 |
| OTHER DISPOSITIONS..... | | | | | | | | | | | | |
| NON-SERVICE..... | 230 | 0 | 0 | 2 | 10 | 2 | 125 | 2 | 75 | 0 | 0 | 275 |
| TOTAL DISPOSITIONS (LINE 220 + 230)..... | 240 | 0 | 0 | 98 | 14 | 2 | 280 | 9 | 121 | 0 | 0 | 601 |
| PENDING CASES AT END OF YEAR..... | | | | | | | | | | | | |
| INACTIVE BENCH WARRANTS (LINE 10-90+200)..... | 250 | 0 | 0 | 0 | 0 | 0 | 4 | 0 | 0 | 0 | 0 | 4 |
| INACTIVE NON-SERVICE (LINE 20 - 95 +230)..... | 260 | 0 | 0 | 2 | 3 | 0 | 20 | 1 | 13 | 0 | 0 | 56 |
| ACTIVE PENDING (LINE 130 - 240)..... | 270 | 1 | 4 | 113 | 49 | 11 | 626 | 43 | 245 | 7 | 0 | 1264 |
| TOTAL CASES PENDING END YEAR(250+260+270)..... | 280 | 1 | 4 | 115 | 52 | 11 | 650 | 44 | 258 | 7 | 0 | 1324 |
| CIVIL CASES PENDING OVER TWO YEARS..... | 290 | 0 | 0 | 0 | 1 | 0 | 3 | 0 | 0 | 0 | 0 | 4 |

REPORT OF CIRCUIT CASELOAD

REGION 3

CIRCUIT #5

EATON COUNTY

| ***** | | | | | | | | | | | | | | | | |
|--|--------|----------|---------|--------|----------|------|--------|---------|----------|--------|-------|--------|----|----|------|---|
| * APPEALS * *PERSONAL INJ.* FAMILY RELATIONS * | | | | | | | | | | | | | | | | |
| L | ***** | | FY | ***** | | | | | | | | | NP | CL | ALL | T |
| I | N | AR | * CRIM- | ND/NI* | DO/DM* | DP | DU/DS* | PROD- | LABOR* | | | | | | | |
| N | O | CRIM- | AV | INAL | AUTO | NO | DIV- | *PATER- | *URES* | UCTS | RELA- | OTHER* | | | | |
| E | * INAL | * CIVIL* | | * NEG, | * OTHER* | ORCE | * NITY | * SUP. | * LIAB.* | TIONS* | | | | | | |
| ***** | | | | | | | | | | | | | | | | |
| PENDING CASES AT BEGINNING OF THE YEAR..... | | | | | | | | | | | | | | | | |
| INACTIVE BENCH WARRANTS..... | 10 | 0 | 0 | 1 | 0 | 0 | 0 | 0 | 0 | 0 | 0 | 0 | 0 | 0 | 1 | |
| INACTIVE NON-SERVICE..... | 20 | 0 | 0 | 0 | 4 | 0 | 4 | 2 | 11 | 0 | 0 | 0 | 0 | 0 | 21 | |
| SUBTOTAL (LINE 10 + 20)..... | 30 | 0 | 0 | 1 | 4 | 0 | 4 | 2 | 11 | 0 | 0 | 0 | 0 | 0 | 22 | |
| ACTIVE PENDING..... | 40 | 1 | 6 | 69 | 43 | 45 | 382 | 24 | 79 | 0 | 0 | 115 | 0 | 0 | 764 | |
| NEW CASES FILED THIS YEAR..... | 50 | 1 | 14 | 178 | 27 | 23 | 584 | 49 | 170 | 2 | 0 | 172 | 0 | 0 | 1220 | |
| SUBTOTAL ACTIVE CASELOAD (LINE 40 + 50)..... | 60 | 2 | 20 | 247 | 70 | 68 | 966 | 73 | 249 | 2 | 0 | 287 | 0 | 0 | 1984 | |
| RE-OPENED CASES..... | | | | | | | | | | | | | | | | |
| REMANDS FROM HIGHER COURTS..... | 70 | 0 | 0 | 3 | 0 | 0 | 0 | 1 | 0 | 0 | 0 | 0 | 0 | 0 | 4 | |
| PROBATION VIOLATIONS..... | 75 | 0 | 0 | 51 | 0 | 0 | 0 | 0 | 0 | 0 | 0 | 0 | 0 | 0 | 51 | |
| POST JUDGEMENT PROCEEDINGS..... | 80 | 0 | 0 | 0 | 0 | 0 | 642 | 40 | 42 | 0 | 0 | 0 | 0 | 0 | 724 | |
| APPEARANCE AFTER BENCH WARRANT ISSUED..... | 90 | 0 | 0 | 9 | 0 | 0 | 6 | 2 | 0 | 0 | 0 | 0 | 0 | 0 | 17 | |
| SERVICE MADE/ARRAIGNMENT..... | 95 | 0 | 0 | 0 | 19 | 13 | 233 | 15 | 37 | 0 | 0 | 40 | 0 | 0 | 357 | |
| MISTRIALS..... | 100 | 0 | 0 | 0 | 0 | 0 | 0 | 0 | 0 | 0 | 0 | 0 | 0 | 0 | 0 | |
| OTHER..... | 110 | 0 | 0 | 6 | 0 | 0 | 6 | 29 | 35 | 0 | 0 | 16 | 0 | 0 | 92 | |
| SUBTOTAL..... | 120 | 0 | 0 | 69 | 19 | 13 | 887 | 87 | 114 | 0 | 0 | 56 | 0 | 0 | 1245 | |
| TOTAL ACTIVE CASELOAD (LINE 60 + 120)..... | 130 | 2 | 20 | 316 | 89 | 81 | 1853 | 160 | 363 | 2 | 0 | 343 | 0 | 0 | 3229 | |
| JUDICIAL DISPOSITIONS..... | | | | | | | | | | | | | | | | |
| GUILTY PLEAS..... | 140 | 0 | 0 | 142 | 0 | 0 | 0 | 0 | 0 | 0 | 0 | 0 | 0 | 0 | 142 | |
| TRIALS WITHOUT JURY..... | 150 | 0 | 0 | 1 | 0 | 1 | 18 | 1 | 0 | 0 | 0 | 3 | 0 | 0 | 24 | |
| TRIALS BY JURY..... | 160 | 0 | 0 | 14 | 2 | 0 | 0 | 0 | 0 | 0 | 0 | 2 | 0 | 0 | 18 | |
| DISMISSALS..... | 170 | 0 | 7 | 30 | 20 | 10 | 83 | 17 | 64 | 0 | 0 | 42 | 0 | 0 | 273 | |
| REMANDS TO LOWER COURTS..... | 180 | 1 | 2 | 6 | 0 | 0 | 0 | 0 | 0 | 0 | 0 | 5 | 0 | 0 | 14 | |
| NO PROGRESS..... | 190 | 0 | 0 | 0 | 1 | 23 | 35 | 0 | 8 | 0 | 0 | 10 | 0 | 0 | 77 | |
| BENCH WARRANTS..... | 200 | 0 | 0 | 10 | 0 | 0 | 6 | 2 | 0 | 0 | 0 | 0 | 0 | 0 | 18 | |
| OTHER JUDICIAL DISPOSITIONS..... | 210 | 1 | 1 | 11 | 3 | 2 | 997 | 71 | 101 | 0 | 0 | 76 | 0 | 0 | 1263 | |
| SUBTOTAL JUDICIAL DISP(ADD 140 THRU 210)..... | 220 | 2 | 10 | 214 | 26 | 36 | 1139 | 91 | 173 | 0 | 0 | 138 | 0 | 0 | 1829 | |
| OTHER DISPOSITIONS..... | | | | | | | | | | | | | | | | |
| NON-SERVICE..... | 230 | 0 | 0 | 0 | 15 | 17 | 297 | 32 | 62 | 1 | 0 | 87 | 0 | 0 | 511 | |
| TOTAL DISPOSITIONS (LINE 220 + 230)..... | 240 | 2 | 10 | 214 | 41 | 53 | 1436 | 123 | 235 | 1 | 0 | 225 | 0 | 0 | 2340 | |
| PENDING CASES AT END OF YEAR..... | | | | | | | | | | | | | | | | |
| INACTIVE BENCH WARRANTS (LINE 10-90+200)..... | 250 | 0 | 0 | 2 | 0 | 0 | 0 | 0 | 0 | 0 | 0 | 0 | 0 | 0 | 2 | |
| INACTIVE NON-SERVICE (LINE 20 - 95 +230)..... | 260 | 0 | 0 | 0 | 0 | 4 | 68 | 19 | 36 | 1 | 0 | 47 | 0 | 0 | 175 | |
| ACTIVE PENDING (LINE 130 - 240)..... | 270 | 0 | 10 | 102 | 48 | 28 | 417 | 37 | 128 | 1 | 0 | 118 | 0 | 0 | 889 | |
| TOTAL CASES PENDING END YEAR(250+260+270)..... | 280 | 0 | 10 | 104 | 48 | 32 | 485 | 56 | 164 | 2 | 0 | 165 | 0 | 0 | 1066 | |
| CIVIL CASES PENDING OVER TWO YEARS..... | | | | | | | | | | | | | | | | |
| 290 | 0 | 1 | 5 | 5 | 10 | 5 | 1 | 2 | 0 | 0 | 0 | 16 | 0 | 0 | 45 | |

REPORT OF CIRCUIT CASELOAD

REGION 3

CIRCUIT #5

COURT SUMMARY

| ***** | | | | | | | | | | | | | |
|--|--------|-------------------|----------|----------------------|-----------|-----------|--------|---------|--------|---------|-------|-------|-------|
| * APPEALS * | | * PERSONAL INJ. * | | * FAMILY RELATIONS * | | * NP * | | * CL * | | * ALL * | | * T | |
| L | ***** | FY | ***** | ***** | ***** | ***** | ***** | ***** | ***** | ***** | ***** | ***** | ***** |
| I N * AR * | | * CRIM-* | ND/NI* | | DO/DM* DP | * DU/DS* | PROD-* | LABOR* | | | | | T |
| N O * CRIM-* | AV | * INAL * | AUTO * | NO | * DIV-* | * PATER-* | URES*/ | UCTS * | RELA-* | OTHER* | | | A |
| E * INAL * | CIVIL* | | * NEG. * | OTHER* | ORCE * | NITY * | SUP. * | LIAB. * | TIONS* | | | | L |
| ***** | | | | | | | | | | | | | |
| PENDING CASES AT BEGINNING OF THE YEAR..... | | | | | | | | | | | | | |
| INACTIVE BENCH WARRANTS..... | 10 | 0 | 0 | 9 | 0 | 0 | 23 | 5 | 7 | 0 | 0 | 0 | 44 |
| INACTIVE NON-SERVICE..... | 20 | 0 | 0 | 0 | 5 | 1 | 30 | 4 | 22 | 0 | 0 | 2 | 64 |
| SUBTOTAL (LINE 10 + 20)..... | 30 | 0 | 0 | 9 | 5 | 1 | 53 | 9 | 29 | 0 | 0 | 2 | 108 |
| ACTIVE PENDING..... | 40 | 2 | 10 | 124 | 74 | 52 | 788 | 63 | 226 | 7 | 0 | 213 | 1559 |
| NEW CASES FILED THIS YEAR..... | 50 | 1 | 14 | 263 | 51 | 26 | 858 | 54 | 309 | 2 | 0 | 272 | 1850 |
| SUBTOTAL ACTIVE CASELOAD (LINE 40 + 50)..... | 60 | 3 | 24 | 387 | 125 | 78 | 1646 | 117 | 535 | 9 | 0 | 485 | 3409 |
| RE-OPENED CASES..... | | | | | | | | | | | | | |
| REMANDS FROM HIGHER COURTS..... | 70 | 0 | 0 | 3 | 0 | 0 | 0 | 1 | 0 | 0 | 0 | 0 | 4 |
| PROBATION VIOLATIONS..... | 75 | 0 | 0 | 103 | 0 | 0 | 0 | 0 | 0 | 0 | 0 | 0 | 103 |
| POST JUDGEMENT PROCEEDINGS..... | 80 | 0 | 0 | 0 | 0 | 0 | 706 | 40 | 42 | 0 | 0 | 0 | 788 |
| APPEARANCE AFTER BENCH WARRANT ISSUED..... | 90 | 0 | 0 | 26 | 0 | 0 | 37 | 7 | 7 | 0 | 0 | 0 | 77 |
| SERVICE MADE/ARRAIGNMENT..... | 95 | 0 | 0 | 0 | 27 | 16 | 364 | 18 | 110 | 0 | 0 | 84 | 619 |
| MISTRIALS..... | 100 | 0 | 0 | 2 | 0 | 0 | 0 | 0 | 0 | 0 | 0 | 0 | 2 |
| OTHER..... | 110 | 0 | 0 | 6 | 0 | 0 | 6 | 29 | 35 | 0 | 0 | 16 | 92 |
| SUBTOTAL..... | 120 | 0 | 0 | 140 | 27 | 16 | 1113 | 95 | 194 | 0 | 0 | 100 | 1685 |
| TOTAL ACTIVE CASELOAD (LINE 60 + 120)..... | 130 | 3 | 24 | 527 | 152 | 94 | 2759 | 212 | 729 | 9 | 0 | 585 | 5094 |
| JUDICIAL DISPOSITIONS..... | | | | | | | | | | | | | |
| GUILTY PLEAS..... | 140 | 0 | 0 | 186 | 0 | 0 | 0 | 0 | 0 | 0 | 0 | 0 | 186 |
| TRIALS WITHOUT JURY..... | 150 | 0 | 0 | 4 | 0 | 1 | 25 | 1 | 0 | 0 | 0 | 5 | 36 |
| TRIALS BY JURY..... | 160 | 0 | 0 | 25 | 6 | 0 | 0 | 1 | 0 | 0 | 0 | 4 | 36 |
| DISMISSALS..... | 170 | 0 | 7 | 32 | 20 | 10 | 95 | 18 | 73 | 0 | 0 | 42 | 297 |
| REMANDS TO LOWER COURTS..... | 180 | 1 | 2 | 9 | 0 | 0 | 0 | 0 | 0 | 0 | 0 | 5 | 17 |
| NO PROGRESS..... | 190 | 0 | 0 | 0 | 1 | 23 | 97 | 4 | 32 | 0 | 0 | 22 | 179 |
| BENCH WARRANTS..... | 200 | 0 | 0 | 19 | 0 | 0 | 18 | 2 | 0 | 0 | 0 | 0 | 39 |
| OTHER JUDICIAL DISPOSITIONS..... | 210 | 1 | 1 | 35 | 3 | 2 | 1059 | 72 | 114 | 0 | 0 | 78 | 1365 |
| SUBTOTAL JUDICIAL DISP(ADD 140 THRU 210)..... | 220 | 2 | 10 | 310 | 30 | 36 | 1294 | 98 | 219 | 0 | 0 | 156 | 2155 |
| OTHER DISPOSITIONS..... | | | | | | | | | | | | | |
| NON-SERVICE..... | 230 | 0 | 0 | 2 | 25 | 19 | 422 | 34 | 137 | 1 | 0 | 146 | 786 |
| TOTAL DISPOSITIONS (LINE 220 + 230)..... | 240 | 2 | 10 | 312 | 55 | 55 | 1716 | 132 | 356 | 1 | 0 | 302 | 2941 |
| PENDING CASES AT END OF YEAR..... | | | | | | | | | | | | | |
| INACTIVE BENCH WARRANTS (LINE 10-90+200)..... | 250 | 0 | 0 | 2 | 0 | 0 | 4 | 0 | 0 | 0 | 0 | 0 | 6 |
| INACTIVE NON-SERVICE (LINE 20 - 95 +230)..... | 260 | 0 | 0 | 2 | 3 | 4 | 88 | 20 | 49 | 1 | 0 | 64 | 231 |
| ACTIVE PENDING (LINE 130 - 240)..... | 270 | 1 | 14 | 215 | 97 | 39 | 1043 | 80 | 373 | 8 | 0 | 283 | 2153 |
| TOTAL CASES PENDING END YEAR(250+260+270)..... | 280 | 1 | 14 | 219 | 100 | 43 | 1135 | 100 | 422 | 9 | 0 | 347 | 2390 |
| CIVIL CASES PENDING OVER TWO YEARS..... | 290 | 0 | 1 | 5 | 6 | 10 | 8 | 1 | 2 | 0 | 0 | 16 | 49 |

REPORT OF CIRCUIT CASELOAD

REGION 3

CIRCUIT #9

KALAMAZOO COUNTY

| ***** | | | | | | | | | | | | |
|--|-------------|-------|-------------------|-------|-------|----------------------|--------|-------|-------|--------|-------|------|
| | * APPEALS * | | * PERSONAL INJ. * | | | * FAMILY RELATIONS * | | | | | | |
| L | ***** FY | | ***** | | | ***** | | | NP | CL | ALL | T |
| I N | AR | AV | CRIM- | ND/NI | NO | DO/DM | DP | DU/DS | PROD- | LABOR- | | T |
| N O | CRIM- | AV | INAL | AUTO | NO | DIV- | PATER- | URES/ | UCTS | RELA- | OTHER | A |
| E | INAL | CIVIL | | NEG. | OTHER | ORCE | NITY | SUP. | LIAB. | TIONS | | L |
| ***** | | | | | | | | | | | | |
| PENDING CASES AT BEGINNING OF THE YEAR..... | | | | | | | | | | | | |
| INACTIVE BENCH WARRANTS..... | 10 | 0 | 0 | 50 | 0 | 0 | 1 | 4 | 1 | 0 | 0 | 57 |
| INACTIVE NON-SERVICE..... | 20 | 0 | 0 | 0 | 6 | 1 | 129 | 37 | 29 | 0 | 1 | 266 |
| SUBTOTAL (LINE 10 + 20)..... | 30 | 0 | 0 | 50 | 6 | 1 | 130 | 41 | 30 | 0 | 1 | 323 |
| ACTIVE PENDING..... | 40 | 4 | 27 | 404 | 133 | 88 | 1060 | 117 | 39 | 27 | 3 | 2357 |
| NEW CASES FILED THIS YEAR..... | 50 | 15 | 22 | 749 | 94 | 37 | 1536 | 279 | 365 | 7 | 2 | 3781 |
| SUBTOTAL ACTIVE CASELOAD (LINE 40 + 50)..... | 60 | 19 | 49 | 1153 | 227 | 125 | 2596 | 396 | 404 | 34 | 5 | 6138 |
| RE-OPENED CASES..... | | | | | | | | | | | | |
| REMANDS FROM HIGHER COURTS..... | 70 | 0 | 1 | 5 | 0 | 0 | 1 | 0 | 0 | 0 | 0 | 7 |
| PROBATION VIOLATIONS..... | 75 | 0 | 0 | 53 | 0 | 0 | 0 | 0 | 0 | 0 | 0 | 53 |
| POST JUDGEMENT PROCEEDINGS..... | 80 | 1 | 0 | 38 | 0 | 0 | 557 | 21 | 89 | 0 | 0 | 706 |
| APPEARANCE AFTER BENCH WARRANT ISSUED..... | 90 | 0 | 0 | 42 | 0 | 0 | 0 | 9 | 1 | 0 | 0 | 52 |
| SERVICE MADE/ARRAIGNMENT..... | 95 | 0 | 0 | 0 | 17 | 8 | 416 | 94 | 84 | 2 | 1 | 748 |
| MISTRIALS..... | 100 | 0 | 0 | 8 | 0 | 0 | 0 | 0 | 0 | 0 | 0 | 8 |
| OTHER..... | 110 | 1 | 2 | 53 | 8 | 6 | 10 | 17 | 33 | 2 | 0 | 218 |
| SUBTOTAL..... | 120 | 2 | 3 | 199 | 25 | 14 | 984 | 141 | 207 | 4 | 1 | 1792 |
| TOTAL ACTIVE CASELOAD (LINE 60 + 120)..... | 130 | 21 | 52 | 1352 | 252 | 139 | 3580 | 537 | 611 | 38 | 6 | 7930 |
| JUDICIAL DISPOSITIONS..... | | | | | | | | | | | | |
| GUILTY PLEAS..... | 140 | 0 | 0 | 505 | 0 | 0 | 0 | 0 | 0 | 0 | 0 | 505 |
| TRIALS WITHOUT JURY..... | 150 | 0 | 0 | 7 | 2 | 0 | 42 | 11 | 0 | 1 | 0 | 76 |
| TRIALS BY JURY..... | 160 | 0 | 0 | 68 | 11 | 4 | 0 | 1 | 0 | 1 | 0 | 89 |
| DISMISSALS..... | 170 | 1 | 8 | 90 | 66 | 32 | 109 | 92 | 108 | 4 | 1 | 659 |
| REMANDS TO LOWER COURTS..... | 180 | 4 | 3 | 37 | 4 | 5 | 0 | 0 | 0 | 0 | 0 | 65 |
| NO PROGRESS..... | 190 | 0 | 0 | 0 | 6 | 5 | 179 | 12 | 3 | 1 | 1 | 284 |
| BENCH WARRANTS..... | 200 | 0 | 0 | 42 | 0 | 0 | 0 | 5 | 4 | 0 | 0 | 51 |
| OTHER JUDICIAL DISPOSITIONS..... | 210 | 6 | 23 | 140 | 29 | 13 | 1731 | 187 | 348 | 3 | 0 | 3014 |
| SUBTOTAL JUDICIAL DISP(ADD 140 THRU 210)..... | 220 | 11 | 34 | 889 | 118 | 59 | 2061 | 308 | 463 | 10 | 2 | 4743 |
| OTHER DISPOSITIONS..... | | | | | | | | | | | | |
| NON-SERVICE..... | 230 | 0 | 0 | 0 | 22 | 9 | 475 | 107 | 101 | 3 | 0 | 876 |
| TOTAL DISPOSITIONS (LINE 220 + 230)..... | 240 | 11 | 34 | 889 | 140 | 68 | 2536 | 415 | 564 | 13 | 2 | 5619 |
| PENDING CASES AT END OF YEAR..... | | | | | | | | | | | | |
| INACTIVE BENCH WARRANTS (LINE 10-90+200)..... | 250 | 0 | 0 | 50 | 0 | 0 | 1 | 0 | 4 | 0 | 0 | 56 |
| INACTIVE NON-SERVICE (LINE 20 - 95 +230)..... | 260 | 0 | 0 | 0 | 11 | 2 | 188 | 50 | 46 | 1 | 0 | 394 |
| ACTIVE PENDING (LINE 130 - 240)..... | 270 | 10 | 18 | 463 | 112 | 71 | 1044 | 122 | 47 | 25 | 4 | 2311 |
| TOTAL CASES PENDING END YEAR(250+260+270)..... | 280 | 10 | 18 | 513 | 123 | 73 | 1233 | 172 | 97 | 26 | 4 | 2761 |
| CIVIL CASES PENDING OVER TWO YEARS..... | 290 | 0 | 0 | 0 | 19 | 27 | 55 | 11 | 0 | 6 | 1 | 194 |

REPORT OF CIRCUIT CASELOAD

REGION 3

CIRCUIT #14

MUSKEGON COUNTY

| ***** | | | | | | | | | | | | | |
|--|-------------|--------|-----------------|--------|--------------------|--------|--------|--------|--------|---------|--------|------|---|
| | * APPEALS * | | *PERSONAL INJ.* | | FAMILY RELATIONS * | | | * CL * | | * ALL * | | T | |
| L | ***** FY | | ***** NP | | | | | | | | | | O |
| I N* | AR * | CRIM- | ND/NI* | DO/DM* | DP * | DU/DS* | PROD- | LABOR* | UCTS * | RELA- | OTHER* | T | |
| N O* | CRIM- | AV * | INAL * | AUTO * | NO * | DIV- | PATER- | URES* | LIAB.* | TIONS* | A | | |
| E * | INAL * | CIVIL* | NEG. * | OTHER* | ORCE * | NITY * | SUP. * | LIAB.* | TIONS* | L | | | |
| ***** | | | | | | | | | | | | | |
| PENDING CASES AT BEGINNING OF THE YEAR..... | | | | | | | | | | | | | |
| INACTIVE BENCH WARRANTS..... | 10 | 0 | 0 | 88 | 0 | 0 | 3 | 12 | 6 | 0 | 0 | 109 | |
| INACTIVE NON-SERVICE..... | 20 | 0 | 0 | 0 | 8 | 4 | 176 | 0 | 199 | 0 | 0 | 428 | |
| SUBTOTAL (LINE 10 + 20)..... | 30 | 0 | 0 | 88 | 8 | 4 | 179 | 12 | 205 | 0 | 0 | 537 | |
| ACTIVE PENDING..... | 40 | 9 | 12 | 336 | 37 | 24 | 761 | 172 | 104 | 4 | 4 | 1536 | |
| NEW CASES FILED THIS YEAR..... | 50 | 11 | 13 | 842 | 77 | 26 | 1083 | 389 | 414 | 6 | 13 | 3240 | |
| SUBTOTAL ACTIVE CASELOAD (LINE 40 + 50)..... | 60 | 20 | 25 | 1178 | 114 | 50 | 1844 | 561 | 518 | 10 | 17 | 4776 | |
| RE-OPENED CASES..... | | | | | | | | | | | | | |
| REMANDS FROM HIGHER COURTS..... | 70 | 0 | 0 | 4 | 0 | 0 | 0 | 0 | 0 | 0 | 0 | 6 | |
| PROBATION VIOLATIONS..... | 75 | 0 | 0 | 79 | 0 | 0 | 0 | 0 | 0 | 0 | 0 | 79 | |
| POST JUDGEMENT PROCEEDINGS..... | 80 | 0 | 0 | 0 | 0 | 0 | 381 | 0 | 0 | 0 | 0 | 382 | |
| APPEARANCE AFTER BENCH WARRANT ISSUED..... | 90 | 0 | 0 | 90 | 0 | 0 | 5 | 15 | 6 | 0 | 0 | 116 | |
| SERVICE MADE/ARRAIGNMENT..... | 95 | 0 | 0 | 0 | 19 | 9 | 352 | 10 | 266 | 1 | 0 | 694 | |
| MISTRIALS..... | 100 | 0 | 0 | 1 | 0 | 0 | 0 | 0 | 0 | 0 | 0 | 1 | |
| OTHER..... | 110 | 0 | 0 | 8 | 0 | 0 | 213 | 0 | 0 | 0 | 0 | 223 | |
| SUBTOTAL..... | 120 | 0 | 0 | 182 | 19 | 9 | 951 | 25 | 272 | 1 | 0 | 1501 | |
| TOTAL ACTIVE CASELOAD (LINE 60 + 120)..... | 130 | 20 | 25 | 1360 | 133 | 59 | 2795 | 586 | 790 | 11 | 17 | 6277 | |
| JUDICIAL DISPOSITIONS..... | | | | | | | | | | | | | |
| GUILTY PLEAS..... | 140 | 0 | 0 | 428 | 0 | 0 | 0 | 0 | 0 | 0 | 0 | 428 | |
| TRIALS WITHOUT JURY..... | 150 | 0 | 0 | 27 | 2 | 0 | 28 | 6 | 0 | 2 | 1 | 70 | |
| TRIALS BY JURY..... | 160 | 0 | 0 | 32 | 3 | 3 | 0 | 5 | 0 | 0 | 0 | 44 | |
| DISMISSALS..... | 170 | 5 | 6 | 99 | 50 | 19 | 168 | 36 | 23 | 7 | 4 | 515 | |
| REMANDS TO LOWER COURTS..... | 180 | 10 | 1 | 17 | 0 | 0 | 0 | 0 | 0 | 0 | 0 | 30 | |
| NO PROGRESS..... | 190 | 0 | 2 | 0 | 0 | 0 | 192 | 1 | 0 | 0 | 0 | 226 | |
| BENCH WARRANTS..... | 200 | 0 | 0 | 29 | 0 | 0 | 3 | 6 | 0 | 0 | 0 | 38 | |
| OTHER JUDICIAL DISPOSITIONS..... | 210 | 3 | 5 | 546 | 21 | 4 | 1012 | 287 | 364 | 0 | 3 | 2404 | |
| SUBTOTAL JUDICIAL DISP(ADD 140 THRU 210)..... | 220 | 18 | 14 | 1178 | 76 | 26 | 1403 | 341 | 387 | 9 | 8 | 3755 | |
| OTHER DISPOSITIONS..... | | | | | | | | | | | | | |
| NON-SERVICE..... | 230 | 0 | 0 | 0 | 30 | 12 | 305 | 15 | 67 | 1 | 1 | 484 | |
| TOTAL DISPOSITIONS (LINE 220 + 230)..... | 240 | 18 | 14 | 1178 | 106 | 38 | 1708 | 356 | 454 | 10 | 9 | 4239 | |
| PENDING CASES AT END OF YEAR..... | | | | | | | | | | | | | |
| INACTIVE BENCH WARRANTS (LINE 10-90+200)..... | 250 | 0 | 0 | 27 | 0 | 0 | 1 | 3 | 0 | 0 | 0 | 31 | |
| INACTIVE NON-SERVICE (LINE 20 - 95 +230)..... | 260 | 0 | 0 | 0 | 19 | 7 | 129 | 5 | 0 | 0 | 1 | 218 | |
| ACTIVE PENDING (LINE 130 - 240)..... | 270 | 2 | 11 | 182 | 27 | 21 | 1087 | 230 | 336 | 1 | 8 | 2038 | |
| TOTAL CASES PENDING END YEAR(250+260+270)..... | 280 | 2 | 11 | 209 | 46 | 28 | 1217 | 238 | 336 | 1 | 9 | 2287 | |
| CIVIL CASES PENDING OVER TWO YEARS..... | 290 | 0 | 10 | 0 | 51 | 36 | 10 | 125 | 349 | 27 | 12 | 844 | |

REPORT OF CIRCUIT CASELOAD

REGION 3

CIRCUIT #15

BRANCH COUNTY

| ***** | | | | | | | | | | | | |
|--|------|-------|-------|-------|------|-------|--------|-------|-------|-------|-------|------|
| * APPEALS * *PERSONAL INJ.* FAMILY RELATIONS * | | | | | | | | | | | | |
| L | FY | CRIM | ND/NI | DO/DM | DP | DU/DS | NP | CL | ALL | T | ***** | |
| I N | AR | AV | INAL | AUTO | NO | DIV- | PATER- | URES | UCTS | RELA- | OTHER | A |
| E | INAL | CIVIL | NEG. | OTHER | ORCE | NITY | SUP. | LIAB. | TIONS | L | ***** | |
| ----- | | | | | | | | | | | | |
| PENDING CASES AT BEGINNING OF THE YEAR..... | | | | | | | | | | | | |
| INACTIVE BENCH WARRANTS..... | 10 | 0 | 0 | 5 | 0 | 0 | 1 | 2 | 0 | 0 | 0 | 8 |
| INACTIVE NON-SERVICE..... | 20 | 0 | 0 | 0 | 0 | 0 | 0 | 0 | 0 | 0 | 0 | 0 |
| SUBTOTAL (LINE 10 + 20)..... | 30 | 0 | 0 | 5 | 0 | 0 | 1 | 2 | 0 | 0 | 0 | 8 |
| ACTIVE PENDING..... | 40 | 9 | 3 | 49 | 20 | 7 | 258 | 11 | 93 | 10 | 0 | 537 |
| NEW CASES FILED THIS YEAR..... | 50 | 4 | 2 | 74 | 11 | 3 | 293 | 28 | 128 | 7 | 0 | 621 |
| SUBTOTAL ACTIVE CASELOAD (LINE 40 + 50)..... | 60 | 13 | 5 | 123 | 31 | 10 | 551 | 39 | 221 | 17 | 0 | 1158 |
| RE-OPENED CASES..... | | | | | | | | | | | | |
| REMANDS FROM HIGHER COURTS..... | 70 | 0 | 0 | 6 | 0 | 0 | 0 | 0 | 0 | 0 | 0 | 6 |
| PROBATION VIOLATIONS..... | 75 | 0 | 0 | 18 | 0 | 0 | 0 | 0 | 0 | 0 | 0 | 18 |
| POST JUDGEMENT PROCEEDINGS..... | 80 | 0 | 0 | 0 | 0 | 0 | 404 | 0 | 0 | 0 | 0 | 404 |
| APPEARANCE AFTER BENCH WARRANT ISSUED..... | 90 | 0 | 0 | 5 | 0 | 0 | 1 | 1 | 0 | 0 | 0 | 7 |
| SERVICE MADE/ARRAIGNMENT..... | 95 | 0 | 0 | 0 | 4 | 0 | 8 | 0 | 0 | 0 | 0 | 14 |
| MISTRIALS..... | 100 | 0 | 0 | 0 | 0 | 0 | 0 | 0 | 0 | 0 | 0 | 1 |
| OTHER..... | 110 | 0 | 0 | 3 | 1 | 2 | 0 | 52 | 133 | 0 | 0 | 195 |
| SUBTOTAL..... | 120 | 0 | 0 | 33 | 5 | 2 | 413 | 53 | 133 | 0 | 0 | 645 |
| TOTAL ACTIVE CASELOAD (LINE 60 + 120)..... | 130 | 13 | 5 | 156 | 36 | 12 | 964 | 92 | 354 | 17 | 0 | 1803 |
| JUDICIAL DISPOSITIONS..... | | | | | | | | | | | | |
| GUILTY PLEAS..... | 140 | 0 | 0 | 47 | 0 | 0 | 0 | 0 | 0 | 0 | 0 | 47 |
| TRIALS WITHOUT JURY..... | 150 | 0 | 0 | 7 | 0 | 0 | 6 | 1 | 0 | 0 | 0 | 19 |
| TRIALS BY JURY..... | 160 | 0 | 0 | 9 | 0 | 1 | 0 | 0 | 0 | 0 | 0 | 11 |
| DISMISSALS..... | 170 | 4 | 1 | 17 | 3 | 2 | 53 | 8 | 48 | 6 | 0 | 159 |
| REMANDS TO LOWER COURTS..... | 180 | 5 | 1 | 14 | 0 | 0 | 0 | 0 | 0 | 0 | 0 | 20 |
| NO PROGRESS..... | 190 | 0 | 1 | 0 | 2 | 1 | 29 | 3 | 32 | 0 | 0 | 78 |
| BENCH WARRANTS..... | 200 | 0 | 0 | 3 | 0 | 0 | 0 | 1 | 0 | 0 | 0 | 4 |
| OTHER JUDICIAL DISPOSITIONS..... | 210 | 1 | 2 | 14 | 4 | 2 | 620 | 70 | 206 | 1 | 0 | 960 |
| SUBTOTAL JUDICIAL DISP(ADD 140 THRU 210)..... | 220 | 10 | 5 | 111 | 9 | 6 | 708 | 83 | 286 | 7 | 0 | 1298 |
| OTHER DISPOSITIONS..... | | | | | | | | | | | | |
| NON-SERVICE..... | 230 | 0 | 0 | 0 | 4 | 1 | 39 | 1 | 0 | 1 | 0 | 55 |
| TOTAL DISPOSITIONS (LINE 220 + 230)..... | 240 | 10 | 5 | 111 | 13 | 7 | 747 | 84 | 286 | 8 | 0 | 1353 |
| PENDING CASES AT END OF YEAR..... | | | | | | | | | | | | |
| INACTIVE BENCH WARRANTS (LINE 10-90+200)..... | 250 | 0 | 0 | 3 | 0 | 0 | 0 | 2 | 0 | 0 | 0 | 5 |
| INACTIVE NON-SERVICE (LINE 20 - 95 +230)..... | 260 | 0 | 0 | 0 | 0 | 1 | 31 | 1 | 0 | 1 | 0 | 41 |
| ACTIVE PENDING (LINE 130 - 240)..... | 270 | 3 | 0 | 45 | 23 | 5 | 217 | 8 | 68 | 9 | 0 | 450 |
| TOTAL CASES PENDING END YEAR(250+260+270)..... | 280 | 3 | 0 | 48 | 23 | 6 | 248 | 11 | 68 | 10 | 0 | 496 |
| CIVIL CASES PENDING OVER TWO YEARS..... | 290 | 0 | 0 | 0 | 3 | 2 | 2 | 0 | 0 | 3 | 0 | 23 |

REPORT OF CIRCUIT CASELOAD

REGION 3

CIRCUIT #17

KENT COUNTY

| ***** | | | | | | | | | | | | |
|--|-------------|-------------------|----------------------|--------|--------|--------|----------|--------|---------|--------|--------|-------|
| | * APPEALS * | * PERSONAL INJ. * | * FAMILY RELATIONS * | | | | | | | | | |
| L | ***** | FY | ***** | ***** | ***** | ***** | ***** | ***** | ***** | ***** | ***** | ***** |
| I N* | AR * | CRIM-- | ND/NI* | DO/DM* | DP * | DU/DS* | PROD-- | LABOR* | | | | |
| N O* | CRIM-- | AV * | INAL * | AUTO * | NO * | DIV- | *PATER-- | URES*/ | UCTS * | RELA-- | OTHER* | A |
| E | INAL * | CIVIL* | | NEG. * | OTHER* | ORCE * | NITY * | SUP. * | LIAB. * | TIONS* | | L |
| ***** | | | | | | | | | | | | |
| PENDING CASES AT BEGINNING OF THE YEAR..... | | | | | | | | | | | | |
| INACTIVE BENCH WARRANTS..... | 10 | 0 | 0 | 94 | 0 | 0 | 0 | 0 | 0 | 0 | 0 | 94 |
| INACTIVE NON-SERVICE..... | 20 | 0 | 0 | 0 | 22 | 4 | 251 | 38 | 109 | 1 | 0 | 483 |
| SUBTOTAL (LINE 10 + 20)..... | 30 | 0 | 0 | 94 | 22 | 4 | 251 | 38 | 109 | 1 | 0 | 577 |
| ACTIVE PENDING..... | 40 | 34 | 49 | 821 | 243 | 123 | 1749 | 151 | 62 | 51 | 4 | 4096 |
| NEW CASES FILED THIS YEAR..... | 50 | 24 | 38 | 1723 | 211 | 76 | 2992 | 163 | 1051 | 27 | 3 | 7304 |
| SUBTOTAL ACTIVE CASELOAD (LINE 40 + 50)..... | 60 | 58 | 87 | 2544 | 454 | 199 | 4741 | 314 | 1113 | 78 | 7 | 11400 |
| RE-OPENED CASES..... | | | | | | | | | | | | |
| REMANDS FROM HIGHER COURTS..... | 70 | 0 | 0 | 1 | 2 | 0 | 0 | 0 | 0 | 0 | 0 | 5 |
| PROBATION VIOLATIONS..... | 75 | 0 | 0 | 98 | 0 | 0 | 0 | 0 | 0 | 0 | 0 | 98 |
| POST JUDGEMENT PROCEEDINGS..... | 80 | 0 | 0 | 0 | 0 | 0 | 548 | 15 | 15 | 0 | 0 | 578 |
| APPEARANCE AFTER BENCH WARRANT ISSUED..... | 90 | 0 | 0 | 55 | 0 | 0 | 0 | 0 | 0 | 0 | 0 | 55 |
| SERVICE MADE/ARRAIGNMENT..... | 95 | 0 | 0 | 0 | 182 | 58 | 2840 | 162 | 1080 | 24 | 2 | 5236 |
| MISTRIALS..... | 100 | 0 | 0 | 4 | 0 | 0 | 0 | 0 | 0 | 0 | 0 | 4 |
| OTHER..... | 110 | 0 | 1 | 38 | 5 | 0 | 23 | 0 | 1 | 1 | 0 | 74 |
| SUBTOTAL..... | 120 | 0 | 1 | 196 | 189 | 58 | 3411 | 177 | 1096 | 25 | 2 | 6050 |
| TOTAL ACTIVE CASELOAD (LINE 60 + 120)..... | 130 | 58 | 88 | 2740 | 643 | 257 | 8152 | 491 | 2209 | 103 | 9 | 17450 |
| JUDICIAL DISPOSITIONS..... | | | | | | | | | | | | |
| GUILTY PLEAS..... | 140 | 8 | 0 | 1044 | 0 | 0 | 0 | 0 | 0 | 0 | 0 | 1052 |
| TRIALS WITHOUT JURY..... | 150 | 0 | 1 | 36 | 2 | 1 | 22 | 0 | 0 | 0 | 0 | 96 |
| TRIALS BY JURY..... | 160 | 1 | 0 | 134 | 14 | 7 | 0 | 0 | 0 | 5 | 0 | 182 |
| DISMISSALS..... | 170 | 11 | 12 | 451 | 147 | 52 | 375 | 40 | 177 | 15 | 0 | 1621 |
| REMANDS TO LOWER COURTS..... | 180 | 0 | 1 | 161 | 0 | 0 | 0 | 0 | 0 | 0 | 0 | 165 |
| NO PROGRESS..... | 190 | 0 | 7 | 0 | 7 | 11 | 261 | 13 | 14 | 0 | 0 | 415 |
| BENCH WARRANTS..... | 200 | 0 | 0 | 73 | 0 | 0 | 0 | 0 | 0 | 0 | 0 | 73 |
| OTHER JUDICIAL DISPOSITIONS..... | 210 | 12 | 31 | 99 | 30 | 12 | 2917 | 125 | 913 | 3 | 2 | 4634 |
| SUBTOTAL JUDICIAL DISP(ADD 140 THRU 210)..... | 220 | 32 | 52 | 1998 | 200 | 83 | 3575 | 178 | 1104 | 23 | 2 | 8238 |
| OTHER DISPOSITIONS..... | | | | | | | | | | | | |
| NON-SERVICE..... | 230 | 0 | 0 | 0 | 211 | 76 | 2992 | 163 | 1051 | 27 | 3 | 5519 |
| TOTAL DISPOSITIONS (LINE 220 + 230)..... | 240 | 32 | 52 | 1998 | 411 | 159 | 6567 | 341 | 2155 | 50 | 5 | 13757 |
| PENDING CASES AT END OF YEAR..... | | | | | | | | | | | | |
| INACTIVE BENCH WARRANTS (LINE 10-90+200)..... | 250 | 0 | 0 | 112 | 0 | 0 | 0 | 0 | 0 | 0 | 0 | 112 |
| INACTIVE NON-SERVICE (LINE 20 - 95 +230)..... | 260 | 0 | 0 | 0 | 51 | 22 | 403 | 39 | 80 | 4 | 1 | 766 |
| ACTIVE PENDING (LINE 130 - 240)..... | 270 | 26 | 36 | 742 | 232 | 98 | 1585 | 150 | 54 | 53 | 4 | 3693 |
| TOTAL CASES PENDING END YEAR(250+260+270)..... | 280 | 26 | 36 | 854 | 283 | 120 | 1988 | 189 | 134 | 57 | 5 | 4571 |
| CIVIL CASES PENDING OVER TWO YEARS..... | 290 | 0 | 4 | 0 | 35 | 24 | 18 | 4 | 0 | 8 | 0 | 192 |

REPORT OF CIRCUIT CASELOAD

REGION 3

CIRCUIT #20

OTTAWA COUNTY

| ***** | | | | | | | | | | | | | | | | |
|--|--------|----------|---------|----------|--------|--------|--------|---------|----------|--------|------------|--------|------|----|-----|---|
| * APPEALS * *PERSONAL INJ.* FAMILY RELATIONS * | | | | | | | | | | | | | | | | |
| L | ***** | | FY | ***** | | | | | | | | | NP | CL | ALL | T |
| I | N | AR | * CRIM- | ND/NI* | DO/DM* | DP | DU/DS* | PROD- | LABOR* | OTHER* | RELATIONS* | OTHER* | A | | | |
| N | O | CRIM- | AV | INAL | AUTO | NU | DIV- | PATER- | URES* | UCTS | RELA- | OTHER* | L | | | |
| E | * INAL | * CIVIL* | * NEG. | * OTHER* | ORCE | * NITY | * SUP. | * LIAB. | * TIONS* | | | | | | | |
| ***** | | | | | | | | | | | | | | | | |
| PENDING CASES AT BEGINNING OF THE YEAR..... | | | | | | | | | | | | | | | | |
| INACTIVE BENCH WARRANTS..... | 10 | 0 | 0 | 14 | 0 | 0 | 0 | 0 | 0 | 0 | 0 | 0 | 14 | | | |
| INACTIVE NON-SERVICE..... | 20 | 0 | 0 | 0 | 1 | 3 | 79 | 13 | 26 | 0 | 0 | 16 | 138 | | | |
| SUBTOTAL (LINE 10 + 20)..... | 30 | 0 | 0 | 14 | 1 | 3 | 79 | 13 | 26 | 0 | 0 | 16 | 152 | | | |
| ACTIVE PENDING..... | 40 | 2 | 7 | 80 | 51 | 48 | 504 | 42 | 28 | 10 | 3 | 191 | 966 | | | |
| NEW CASES FILED THIS YEAR..... | 50 | 5 | 4 | 243 | 47 | 23 | 731 | 125 | 116 | 8 | 1 | 256 | 1559 | | | |
| SUBTOTAL ACTIVE CASELOAD (LINE 40 + 50)..... | 60 | 7 | 11 | 323 | 98 | 71 | 1235 | 167 | 144 | 18 | 4 | 447 | 2525 | | | |
| RE-OPENED CASES..... | | | | | | | | | | | | | | | | |
| REMANDS FROM HIGHER COURTS..... | 70 | 0 | 0 | 0 | 0 | 0 | 0 | 0 | 0 | 0 | 0 | 0 | 0 | | | |
| PROBATION VIOLATIONS..... | 75 | 0 | 0 | 21 | 0 | 0 | 0 | 0 | 0 | 0 | 0 | 0 | 21 | | | |
| POST JUDGEMENT PROCEEDINGS..... | 80 | 0 | 0 | 0 | 0 | 0 | 326 | 71 | 41 | 0 | 0 | 0 | 438 | | | |
| APPEARANCE AFTER BENCH WARRANT ISSUED..... | 90 | 0 | 0 | 4 | 0 | 0 | 0 | 0 | 0 | 0 | 0 | 0 | 4 | | | |
| SERVICE MADE/ARRAIGNMENT..... | 95 | 0 | 0 | 0 | 9 | 6 | 228 | 39 | 46 | 1 | 0 | 39 | 368 | | | |
| MISTRIALS..... | 100 | 0 | 0 | 0 | 0 | 0 | 0 | 0 | 0 | 0 | 0 | 0 | 0 | | | |
| OTHER..... | 110 | 0 | 0 | 1 | 0 | 0 | 0 | 1 | 0 | 0 | 0 | 1 | 3 | | | |
| SUBTOTAL..... | 120 | 0 | 0 | 26 | 9 | 6 | 554 | 111 | 87 | 1 | 0 | 40 | 834 | | | |
| TOTAL ACTIVE CASELOAD (LINE 60 + 120)..... | 130 | 7 | 11 | 349 | 107 | 77 | 1789 | 278 | 231 | 19 | 4 | 487 | 3359 | | | |
| JUDICIAL DISPOSITIONS..... | | | | | | | | | | | | | | | | |
| GUILTY PLEAS..... | 140 | 0 | 0 | 117 | 0 | 0 | 0 | 0 | 0 | 0 | 0 | 0 | 117 | | | |
| TRIALS WITHOUT JURY..... | 150 | 0 | 0 | 2 | 0 | 1 | 44 | 2 | 0 | 0 | 0 | 8 | 57 | | | |
| TRIALS BY JURY..... | 160 | 0 | 0 | 6 | 2 | 4 | 0 | 0 | 0 | 0 | 0 | 3 | 15 | | | |
| DISMISSALS..... | 170 | 1 | 1 | 19 | 24 | 16 | 76 | 24 | 26 | 3 | 1 | 75 | 266 | | | |
| REMANDS TO LOWER COURTS..... | 180 | 1 | 0 | 15 | 1 | 0 | 0 | 0 | 0 | 1 | 0 | 1 | 19 | | | |
| NO PROGRESS..... | 190 | 0 | 0 | 0 | 1 | 0 | 80 | 3 | 11 | 0 | 0 | 26 | 121 | | | |
| BENCH WARRANTS..... | 200 | 0 | 0 | 7 | 0 | 0 | 0 | 0 | 0 | 0 | 0 | 0 | 7 | | | |
| OTHER JUDICIAL DISPOSITIONS..... | 210 | 0 | 3 | 103 | 4 | 3 | 901 | 157 | 122 | 1 | 0 | 127 | 1421 | | | |
| SUBTOTAL JUDICIAL DISP(ADD 140 THRU 210)..... | 220 | 2 | 4 | 269 | 32 | 24 | 1101 | 186 | 159 | 5 | 1 | 240 | 2023 | | | |
| OTHER DISPOSITIONS..... | | | | | | | | | | | | | | | | |
| NON-SERVICE..... | 230 | 0 | 0 | 0 | 15 | 4 | 198 | 40 | 40 | 2 | 0 | 34 | 333 | | | |
| TOTAL DISPOSITIONS (LINE 220 + 230)..... | 240 | 2 | 4 | 269 | 47 | 28 | 1299 | 226 | 199 | 7 | 1 | 274 | 2356 | | | |
| PENDING CASES AT END OF YEAR..... | | | | | | | | | | | | | | | | |
| INACTIVE BENCH WARRANTS (LINE 10-90+200)..... | 250 | 0 | 0 | 17 | 0 | 0 | 0 | 0 | 0 | 0 | 0 | 0 | 17 | | | |
| INACTIVE NON-SERVICE (LINE 20 - 95 +230)..... | 260 | 0 | 0 | 0 | 7 | 1 | 49 | 14 | 20 | 1 | 0 | 11 | 103 | | | |
| ACTIVE PENDING (LINE 130 - 240)..... | 270 | 5 | 7 | 80 | 60 | 49 | 490 | 52 | 32 | 12 | 3 | 213 | 1003 | | | |
| TOTAL CASES PENDING END YEAR(250+260+270)..... | 280 | 5 | 7 | 97 | 67 | 50 | 539 | 66 | 52 | 13 | 3 | 224 | 1123 | | | |
| CIVIL CASES PENDING OVER TWO YEARS..... | 290 | 0 | 0 | 0 | 6 | 7 | 14 | 1 | 0 | 4 | 1 | 35 | 68 | | | |

REPORT OF CIRCUIT CASELOAD

REGION 3

CIRCUIT #30

INGHAM COUNTY

| ***** | | | | | | | | | | | | |
|--|-------------|--------|-----------------|--------|--------------------------|--------|---------|--------------|--------|--------------|--------|------------|
| | * APPEALS * | | *PERSONAL INJ.* | | FAMILY RELATIONS * | | | * NP * | | * CL * ALL * | | T |
| L | ***** FY | | ***** ND/NI* | | ***** DO/DM* DP * DU/DS* | | | ***** PROD-* | | LABOR* | | O |
| I N* | AR * | AV * | INAL * | AUTO * | NO * | DIV- | *PATER- | *URES* | UCTS * | RELA- | OTHER* | T |
| N O* | CRIM- | AV * | INAL * | AUTO * | NO * | DIV- | *PATER- | *URES* | UCTS * | RELA- | OTHER* | A |
| E | INAL * | CIVIL* | NEG. | OTHER* | ORCE * | NITY * | SUP. | LIAB. | TIONS* | | | L |
| ***** | | | | | | | | | | | | |
| PENDING CASES AT BEGINNING OF THE YEAR..... | | | | | | | | | | | | |
| INACTIVE BENCH WARRANTS..... | 10 | 0 | 0 | 15 | 0 | 0 | 0 | 0 | 0 | 0 | 0 | 15 |
| INACTIVE NON-SERVICE..... | 20 | 0 | 0 | 0 | 42 | 32 | 956 | 128 | 394 | 1 | 5 | 284 1842 |
| SUBTOTAL (LINE 10 + 20)..... | 30 | 0 | 0 | 15 | 42 | 32 | 956 | 128 | 394 | 1 | 5 | 284 1857 |
| ACTIVE PENDING..... | 40 | 40 | 53 | 45 | 309 | 103 | 1178 | 114 | 45 | 16 | 13 | 967 2883 |
| NEW CASES FILED THIS YEAR..... | 50 | 15 | 46 | 770 | 177 | 164 | 2110 | 249 | 1129 | .5 | 12 | 1240 5917 |
| SUBTOTAL ACTIVE CASELOAD (LINE 40 + 50)..... | 60 | 55 | 99 | 815 | 486 | 267 | 3288 | 363 | 1174 | 21 | 25 | 2207 8800 |
| RE-OPENED CASES..... | | | | | | | | | | | | |
| REMANDS FROM HIGHER COURTS..... | 70 | 0 | 9 | 2 | 1 | 3 | 1 | 0 | 0 | 0 | 0 | 8 24 |
| PROBATION VIOLATIONS..... | 75 | 0 | 0 | 231 | 0 | 0 | 0 | 0 | 0 | 0 | 0 | 0 231 |
| POST JUDGEMENT PROCEEDINGS..... | 80 | 0 | 0 | 0 | 0 | 0 | 735 | 8 | 9 | 0 | 0 | 136 888 |
| APPEARANCE AFTER BENCH WARRANT ISSUED..... | 90 | 0 | 0 | 3 | 0 | 0 | 0 | 0 | 0 | 0 | 0 | 0 3 |
| SERVICE MADE/ARRAIGNMENT..... | 95 | 0 | 0 | 8 | 40 | 46 | 1253 | 159 | 545 | 1 | 7 | 319 2378 |
| MISTRIALS..... | 100 | 0 | 0 | 2 | 0 | 0 | 0 | 0 | 0 | 0 | 0 | 0 2 |
| OTHER..... | 110 | 0 | 0 | 96 | 4 | 141 | 0 | 0 | 6 | 5 | 0 | 30 282 |
| SUBTOTAL..... | 120 | 0 | 9 | 342 | 45 | 190 | 1989 | 167 | 560 | 6 | 7 | 493 3808 |
| TOTAL ACTIVE CASELOAD (LINE 60 + 120)..... | 130 | 55 | 108 | 1157 | 531 | 457 | 5277 | 530 | 1734 | 27 | 32 | 2700 12608 |
| JUDICIAL DISPOSITIONS..... | | | | | | | | | | | | |
| GUILTY PLEAS..... | 140 | 0 | 0 | 393 | 0 | 0 | 0 | 0 | 0 | 0 | 0 | 0 393 |
| TRIALS WITHOUT JURY..... | 150 | 0 | 0 | 23 | 3 | 2 | 90 | 4 | 0 | 0 | 0 | 33 155 |
| TRIALS BY JURY..... | 160 | 0 | 0 | 69 | 22 | 11 | 0 | 2 | 0 | 0 | 0 | 11 115 |
| DISMISSALS..... | 170 | 2 | 10 | 164 | 106 | 130 | 147 | 60 | 319 | 5 | 6 | 264 1213 |
| REMANDS TO LOWER COURTS..... | 180 | 0 | 4 | 42 | 1 | 0 | 0 | 0 | 0 | 0 | 0 | 10 57 |
| NO PROGRESS..... | 190 | 0 | 13 | 0 | 18 | 33 | 187 | 2 | 0 | 0 | 3 | 238 494 |
| BENCH WARRANTS..... | 200 | 0 | 0 | 29 | 0 | 0 | 36 | 9 | 5 | 0 | 0 | 1 80 |
| OTHER JUDICIAL DISPOSITIONS..... | 210 | 21 | 20 | 176 | 20 | 77 | 2560 | 185 | 935 | 4 | 4 | 672 4674 |
| SUBTOTAL JUDICIAL DISP(ADD 140 THRU 210)..... | 220 | 23 | 47 | 896 | 170 | 253 | 3020 | 262 | 1259 | 9 | 13 | 1229 7181 |
| OTHER DISPOSITIONS..... | | | | | | | | | | | | |
| NON-SERVICE..... | 230 | 0 | 0 | 8 | 26 | 34 | 856 | 91 | 195 | 4 | 2 | 159 1375 |
| TOTAL DISPOSITIONS (LINE 220 + 230)..... | 240 | 23 | 47 | 904 | 196 | 287 | 3876 | 353 | 1454 | 13 | 15 | 1388 8556 |
| PENDING CASES AT END OF YEAR..... | | | | | | | | | | | | |
| INACTIVE BENCH WARRANTS (LINE 10-90+200)..... | 250 | 0 | 0 | 41 | 0 | 0 | 36 | 9 | 5 | 0 | 0 | 1 92 |
| INACTIVE NON-SERVICE (LINE 20 - 95 +230)..... | 260 | 0 | 0 | 0 | 28 | 20 | 559 | 60 | 44 | 4 | 0 | 124 839 |
| ACTIVE PENDING (LINE 130 - 240)..... | 270 | 32 | 61 | 253 | 335 | 170 | 1401 | 177 | 280 | 14 | 17 | 1312 4052 |
| TOTAL CASES PENDING END YEAR(250+260+270)..... | 280 | 32 | 61 | 294 | 363 | 190 | 1996 | 246 | 329 | 18 | 17 | 1437 4983 |
| CIVIL CASES PENDING OVER TWO YEARS..... | 290 | 0 | 1 | 0 | 108 | 45 | 45 | 7 | 1 | 4 | 7 | 306 524 |

REPORT OF CIRCUIT CASELOAD

REGION 3

CIRCUIT #36

VAN BUREN COUNTY

| ***** | | | | | | | | | | | | |
|--|-------------|-------------------|----------------------|--------|--------|--------|---------|---------|---------|--------|--------|------|
| | * APPEALS * | * PERSONAL INJ. * | * FAMILY RELATIONS * | | | | | | | | | |
| L | FY | NP | CL | ALL | T | | | | | | | |
| I N* | AR * | CRIM-* | ND/NI* | DO/DM* | DP * | DU/DS* | PROD-* | LABOR* | | | | |
| N O* | CRIM-* | AV * | INAL * | AUTO * | NO * | DIV-* | PATER-* | URES A/ | UCTS * | RELA-* | OTHER* | A |
| E * | INAL * | CIVIL* | | NEG. * | OTHER* | ORCE * | NITY * | SUP. * | LIAB. * | TIONS* | | L |
| ***** | | | | | | | | | | | | |
| PENDING CASES AT BEGINNING OF THE YEAR..... | | | | | | | | | | | | |
| INACTIVE BENCH WARRANTS..... | 10 | 0 | 0 | 24 | 0 | 0 | 177 | 41 | 70 | 0 | 0 | 313 |
| INACTIVE NON-SERVICE..... | 20 | 0 | 0 | 0 | 10 | 4 | 33 | 29 | 41 | 0 | 0 | 129 |
| SUBTOTAL (LINE 10 + 20)..... | 30 | 0 | 0 | 24 | 10 | 4 | 210 | 70 | 111 | 0 | 0 | 442 |
| ACTIVE PENDING..... | 40 | 6 | 14 | 176 | 37 | 27 | 521 | 48 | 27 | 0 | 0 | 1007 |
| NEW CASES FILED THIS YEAR..... | 50 | 3 | 5 | 246 | 28 | 10 | 417 | 108 | 221 | 7 | 0 | 1196 |
| SUBTOTAL ACTIVE CASELOAD (LINE 40 + 50)..... | 60 | 9 | 19 | 422 | 65 | 37 | 938 | 156 | 248 | 7 | 0 | 2203 |
| RE-OPENED CASES..... | | | | | | | | | | | | |
| REMANDS FROM HIGHER COURTS..... | 70 | 0 | 0 | 0 | 0 | 0 | 0 | 0 | 0 | 0 | 0 | 0 |
| PROBATION VIOLATIONS..... | 75 | 0 | 0 | 10 | 0 | 0 | 0 | 0 | 0 | 0 | 0 | 10 |
| POST JUDGEMENT PROCEEDINGS..... | 80 | 0 | 0 | 0 | 0 | 0 | 327 | 9 | 6 | 0 | 0 | 342 |
| APPEARANCE AFTER BENCH WARRANT ISSUED..... | 90 | 0 | 0 | 29 | 0 | 0 | 28 | 14 | 16 | 0 | 0 | 89 |
| SERVICE MADE/ARRAIGNMENT..... | 95 | 0 | 0 | 0 | 24 | 5 | 384 | 55 | 85 | 5 | 0 | 638 |
| MISTRIALS..... | 100 | 0 | 0 | 2 | 0 | 0 | 0 | 0 | 0 | 0 | 0 | 2 |
| OTHER..... | 110 | 0 | 0 | 4 | 2 | 0 | 0 | 74 | 66 | 0 | 0 | 165 |
| SUBTOTAL..... | 120 | 0 | 0 | 45 | 26 | 5 | 739 | 152 | 173 | 5 | 0 | 1246 |
| TOTAL ACTIVE CASELOAD (LINE 60 + 120)..... | 130 | 9 | 19 | 467 | 91 | 42 | 1677 | 308 | 421 | 12 | 0 | 3449 |
| JUDICIAL DISPOSITIONS..... | | | | | | | | | | | | |
| GUILTY PLEAS..... | 140 | 0 | 0 | 130 | 0 | 0 | 0 | 0 | 0 | 0 | 0 | 130 |
| TRIALS WITHOUT JURY..... | 150 | 0 | 0 | 6 | 0 | 0 | 11 | 8 | 0 | 0 | 0 | 35 |
| TRIALS BY JURY..... | 160 | 0 | 0 | 18 | 1 | 0 | 0 | 4 | 0 | 0 | 0 | 24 |
| DISMISSALS..... | 170 | 1 | 3 | 32 | 14 | 0 | 55 | 20 | 44 | 1 | 0 | 221 |
| REMANDS TO LOWER COURTS..... | 180 | 2 | 0 | 55 | 0 | 0 | 0 | 0 | 0 | 0 | 0 | 58 |
| NO PROGRESS..... | 190 | 0 | 0 | 0 | 1 | 0 | 53 | 1 | 4 | 0 | 0 | 76 |
| BENCH WARRANTS..... | 200 | 0 | 0 | 35 | 0 | 0 | 41 | 14 | 16 | 0 | 0 | 107 |
| OTHER JUDICIAL DISPOSITIONS..... | 210 | 1 | 4 | 4 | 8 | 0 | 612 | 168 | 253 | 0 | 0 | 1150 |
| SUBTOTAL JUDICIAL DISP(ADD 140 THRU 210)..... | 220 | 4 | 7 | 280 | 24 | 0 | 772 | 215 | 317 | 1 | 0 | 1801 |
| OTHER DISPOSITIONS..... | | | | | | | | | | | | |
| NON-SERVICE..... | 230 | 0 | 0 | 0 | 28 | 10 | 409 | 69 | 98 | 7 | 0 | 704 |
| TOTAL DISPOSITIONS (LINE 220 + 230)..... | 240 | 4 | 7 | 280 | 52 | 10 | 1181 | 284 | 415 | 8 | 0 | 2505 |
| PENDING CASES AT END OF YEAR..... | | | | | | | | | | | | |
| INACTIVE BENCH WARRANTS (LINE 10-90+200)..... | 250 | 0 | 0 | 30 | 0 | 0 | 190 | 41 | 70 | 0 | 0 | 331 |
| INACTIVE NON-SERVICE (LINE 20 - 95 +230)..... | 260 | 0 | 0 | 0 | 14 | 9 | 58 | 43 | 54 | 2 | 0 | 195 |
| ACTIVE PENDING (LINE 130 - 240)..... | 270 | 5 | 12 | 187 | 39 | 32 | 496 | 24 | 6 | 4 | 0 | 944 |
| TOTAL CASES PENDING END YEAR(250+260+270)..... | 280 | 5 | 12 | 217 | 53 | 41 | 744 | 108 | 130 | 6 | 0 | 1470 |
| CIVIL CASES PENDING OVER TWO YEARS..... | 290 | 0 | 0 | 0 | 11 | 5 | 0 | 2 | 1 | 1 | 0 | 43 |

REPORT OF CIRCUIT CASELOAD

REGION 3

CIRCUIT #37

CALHOUN COUNTY

| ***** | | | | | | | | | | | | | |
|--|-------------|-------|-------------------|------|-------|----------------------|-------|-------|-------|----|-----|------|--|
| | * APPEALS * | | * PERSONAL INJ. * | | | * FAMILY RELATIONS * | | | | | | | |
| L | FY | | | | | | | | NP | CL | ALL | T | |
| I N * AR * | CRIM | ND/NL | DO/DM | DP | DU/DS | PROD | LABOR | | | | | T | |
| N O * CRIM - AV | INAL | AUTO | NO | DIV | PATER | URES | UCTS | RELA | OTHER | | | A | |
| E * INAL * CIVIL | | NEG. | OTHER | ORCE | NITY | SUP. | LIAB. | TIONS | | | | L | |
| ***** | | | | | | | | | | | | | |
| PENDING CASES AT BEGINNING OF THE YEAR..... | | | 23 | 0 | 0 | 0 | 0 | 0 | 0 | 0 | 0 | 23 | |
| INACTIVE BENCH WARRANTS..... | 10 | 0 | 0 | 0 | 0 | 0 | 0 | 0 | 0 | 0 | 0 | 0 | |
| INACTIVE NON-SERVICE..... | 20 | 0 | 0 | 0 | 0 | 0 | 0 | 0 | 0 | 0 | 0 | 23 | |
| SUBTOTAL (LINE 10 + 20)..... | 30 | 0 | 23 | 0 | 0 | 0 | 0 | 0 | 0 | 0 | 0 | 23 | |
| ACTIVE PENDING..... | 40 | 6 | 15 | 203 | 93 | 38 | 865 | 165 | 92 | 4 | 2 | 1734 | |
| NEW CASES FILED THIS YEAR..... | 50 | 9 | 11 | 446 | 60 | 29 | 1166 | 159 | 550 | 4 | 9 | 2810 | |
| SUBTOTAL ACTIVE CASELOAD (LINE 40 + 50)..... | 60 | 15 | 26 | 649 | 153 | 67 | 2031 | 324 | 642 | 8 | 11 | 4544 | |
| RE-OPENED CASES..... | | | | | | | | | | | | | |
| REMANDS FROM HIGHER COURTS..... | 70 | 0 | 0 | 8 | 0 | 0 | 0 | 0 | 0 | 0 | 0 | 8 | |
| PROBATION VIOLATIONS..... | 75 | 0 | 0 | 84 | 0 | 0 | 0 | 0 | 0 | 0 | 0 | 84 | |
| POST JUDGEMENT PROCEEDINGS..... | 80 | 0 | 0 | 0 | 0 | 0 | 1025 | 0 | 0 | 0 | 0 | 1025 | |
| APPEARANCE AFTER BENCH WARRANT ISSUED..... | 90 | 0 | 0 | 12 | 0 | 0 | 0 | 0 | 0 | 0 | 0 | 12 | |
| SERVICE MADE/ARRAIGNMENT..... | 95 | 0 | 0 | 0 | 2 | 0 | 29 | 22 | 28 | 0 | 0 | 81 | |
| MISTRIALS..... | 100 | 0 | 0 | 2 | 0 | 0 | 0 | 0 | 0 | 0 | 0 | 2 | |
| OTHER..... | 110 | 0 | 0 | 1 | 1 | 0 | 31 | 0 | 0 | 0 | 0 | 36 | |
| SUBTOTAL..... | 120 | 0 | 0 | 107 | 3 | 0 | 1085 | 22 | 28 | 0 | 0 | 1248 | |
| TOTAL ACTIVE CASELOAD (LINE 60 + 120)..... | 130 | 15 | 26 | 756 | 156 | 67 | 3116 | 346 | 670 | 8 | 11 | 5792 | |
| JUDICIAL DISPOSITIONS..... | | | | | | | | | | | | | |
| GUILTY PLEAS..... | 140 | 0 | 0 | 318 | 0 | 0 | 0 | 0 | 0 | 0 | 0 | 318 | |
| TRIALS WITHOUT JURY..... | 150 | 0 | 0 | 0 | 2 | 1 | 33 | 2 | 0 | 0 | 14 | 52 | |
| TRIALS BY JURY..... | 160 | 0 | 0 | 52 | 5 | 0 | 0 | 8 | 0 | 0 | 4 | 69 | |
| DISMISSALS..... | 170 | 2 | 2 | 92 | 38 | 8 | 100 | 50 | 95 | 1 | 2 | 459 | |
| REMANDS TO LOWER COURTS..... | 180 | 0 | 0 | 6 | 0 | 0 | 0 | 0 | 0 | 0 | 0 | 7 | |
| NO PROGRESS..... | 190 | 0 | 6 | 0 | 2 | 4 | 122 | 13 | 15 | 0 | 0 | 195 | |
| BENCH WARRANTS..... | 200 | 0 | 0 | 13 | 0 | 0 | 0 | 0 | 0 | 0 | 0 | 13 | |
| OTHER JUDICIAL DISPOSITIONS..... | 210 | 3 | 9 | 88 | 8 | 3 | 1916 | 54 | 355 | 0 | 1 | 2636 | |
| SUBTOTAL JUDICIAL DISP(ADD 140 THRU 210)..... | 220 | 5 | 17 | 569 | 55 | 16 | 2171 | 127 | 465 | 1 | 3 | 3749 | |
| OTHER DISPOSITIONS..... | | | | | | | | | | | | | |
| NON-SERVICE..... | 230 | 0 | 0 | 0 | 2 | 0 | 29 | 22 | 28 | 0 | 0 | 81 | |
| TOTAL DISPOSITIONS (LINE 220 + 230)..... | 240 | 5 | 17 | 569 | 57 | 16 | 2200 | 149 | 493 | 1 | 3 | 3830 | |
| PENDING CASES AT END OF YEAR..... | | | | | | | | | | | | | |
| INACTIVE BENCH WARRANTS (LINE 10-90+200)..... | 250 | 0 | 0 | 24 | 0 | 0 | 0 | 0 | 0 | 0 | 0 | 24 | |
| INACTIVE NON-SERVICE (LINE 20 - 95 +230)..... | 260 | 0 | 0 | 0 | 0 | 0 | 0 | 0 | 0 | 0 | 0 | 0 | |
| ACTIVE PENDING (LINE 130 - 240)..... | 270 | 10 | 9 | 187 | 99 | 51 | 916 | 197 | 177 | 7 | 8 | 1962 | |
| TOTAL CASES PENDING END YEAR(250+260+270)..... | 280 | 10 | 9 | 211 | 99 | 51 | 916 | 197 | 177 | 7 | 8 | 1986 | |
| CIVIL CASES PENDING OVER TWO YEARS..... | 290 | 0 | 0 | 0 | 0 | 0 | 0 | 0 | 0 | 0 | 0 | 0 | |

REPORT OF CIRCUIT CASELOAD

REGION 3

CIRCUIT #39

LENAWEE COUNTY

| ***** | | | | | | | | | | | | |
|--|-------------|-------------------|----------------------|--------|--------|---------|---------|--------|--------|--------|-------|-------|
| | * APPEALS * | * PERSONAL INJ. * | * FAMILY RELATIONS * | | | | | | | | | |
| L ***** | FY ***** | ***** | ***** | ***** | ***** | ***** | ***** | ***** | ***** | ***** | ***** | ***** |
| I N* AR * | * CRIM-* | ND/NI* | * DO/DM* | DP * | DU/DS* | PROD-* | LABOR* | | | | | |
| N D* CRIM-* | AV * | INAL * | AUTO * | NO * | DIV-* | PATER-* | URES/ | UCTS * | RELA-* | OTHER* | | |
| E * INAL * | CIVIL* | * NEG. * | OTHER* | ORCE * | NITY * | SUP. * | LIAB. * | TIONS* | | | | |
| ***** | | | | | | | | | | | | |
| PENDING CASES AT BEGINNING OF THE YEAR..... | | | | | | | | | | | | |
| INACTIVE BENCH WARRANTS..... | 10 | 0 | 0 | 53 | 0 | 0 | 37 | 4 | 9 | 0 | 0 | 103 |
| INACTIVE NON-SERVICE..... | 20 | 0 | 0 | 24 | 0 | 0 | 217 | 27 | 67 | 0 | 0 | 343 |
| SUBTOTAL (LINE 10 + 20)..... | 30 | 0 | 0 | 77 | 0 | 0 | 254 | 31 | 76 | 0 | 0 | 446 |
| ACTIVE PENDING..... | 40 | 0 | 4 | 300 | 24 | 2 | 956 | 37 | 180 | 2 | 1 | 1676 |
| NEW CASES FILED THIS YEAR..... | 50 | 0 | 4 | 266 | 36 | 4 | 628 | 36 | 231 | 1 | 0 | 1405 |
| SUBTOTAL ACTIVE CASELOAD (LINE 40 + 50)..... | 60 | 0 | 8 | 566 | 60 | 6 | 1584 | 73 | 411 | 3 | 1 | 3081 |
| RE-OPENED CASES..... | | | | | | | | | | | | |
| REMANDS FROM HIGHER COURTS..... | 70 | 0 | 0 | 0 | 0 | 0 | 0 | 0 | 0 | 0 | 0 | 0 |
| PROBATION VIOLATIONS..... | 75 | 0 | 0 | 72 | 0 | 0 | 0 | 0 | 0 | 0 | 0 | 72 |
| POST JUDGEMENT PROCEEDINGS..... | 80 | 0 | 0 | 62 | 0 | 0 | 1019 | 55 | 187 | 0 | 0 | 1323 |
| APPEARANCE AFTER BENCH WARRANT ISSUED..... | 90 | 0 | 0 | 43 | 0 | 0 | 37 | 8 | 5 | 0 | 0 | 93 |
| SERVICE MADE/ARRAIGNMENT..... | 95 | 0 | 0 | 124 | 0 | 0 | 57 | 6 | 34 | 0 | 0 | 221 |
| MISTRIALS..... | 100 | 0 | 0 | 1 | 0 | 0 | 0 | 0 | 0 | 0 | 0 | 1 |
| OTHER..... | 110 | 0 | 0 | 0 | 0 | 0 | 0 | 0 | 0 | 0 | 0 | 0 |
| SUBTOTAL..... | 120 | 0 | 0 | 302 | 0 | 0 | 1113 | 69 | 226 | 0 | 0 | 1710 |
| TOTAL ACTIVE CASELOAD (LINE 60 + 120)..... | 130 | 0 | 8 | 868 | 60 | 6 | 2697 | 142 | 637 | 3 | 1 | 4791 |
| JUDICIAL DISPOSITIONS..... | | | | | | | | | | | | |
| GUILTY PLEAS..... | 140 | 0 | 0 | 221 | 0 | 0 | 0 | 0 | 0 | 0 | 0 | 221 |
| TRIALS WITHOUT JURY..... | 150 | 0 | 0 | 4 | 2 | 0 | 0 | 2 | 0 | 1 | 0 | 28 |
| TRIALS BY JURY..... | 160 | 0 | 0 | 29 | 3 | 0 | 0 | 1 | 0 | 0 | 0 | 38 |
| DISMISSALS..... | 170 | 0 | 3 | 90 | 18 | 0 | 141 | 10 | 79 | 1 | 1 | 424 |
| REMANDS TO LOWER COURTS..... | 180 | 0 | 0 | 17 | 0 | 0 | 0 | 0 | 0 | 0 | 0 | 19 |
| NO PROGRESS..... | 190 | 0 | 0 | 0 | 0 | 0 | 0 | 0 | 0 | 0 | 0 | 0 |
| BENCH WARRANTS..... | 200 | 0 | 0 | 62 | 0 | 0 | 162 | 15 | 31 | 0 | 0 | 270 |
| OTHER JUDICIAL DISPOSITIONS..... | 210 | 0 | 2 | 57 | 9 | 0 | 1026 | 78 | 259 | 0 | 0 | 1482 |
| SUBTOTAL JUDICIAL DISP(ADD 140 THRU 210)..... | 220 | 0 | 5 | 480 | 32 | 0 | 1329 | 106 | 369 | 2 | 1 | 2482 |
| OTHER DISPOSITIONS..... | | | | | | | | | | | | |
| NON-SERVICE..... | 230 | 0 | 0 | 298 | 0 | 0 | 63 | 10 | 61 | 0 | 0 | 432 |
| TOTAL DISPOSITIONS (LINE 220 + 230)..... | 240 | 0 | 5 | 778 | 32 | 0 | 1392 | 116 | 430 | 2 | 1 | 2914 |
| PENDING CASES AT END OF YEAR..... | | | | | | | | | | | | |
| INACTIVE BENCH WARRANTS (LINE 10-90+200)..... | 250 | 0 | 0 | 72 | 0 | 0 | 162 | 11 | 35 | 0 | 0 | 280 |
| INACTIVE NON-SERVICE (LINE 20 - 95 +230)..... | 260 | 0 | 0 | 198 | 0 | 0 | 223 | 31 | 94 | 0 | 0 | 554 |
| ACTIVE PENDING (LINE 130 - 240)..... | 270 | 0 | 3 | 90 | 28 | 6 | 1305 | 26 | 207 | 1 | 0 | 1877 |
| TOTAL CASES PENDING END YEAR(250+260+270)..... | 280 | 0 | 3 | 360 | 28 | 6 | 1690 | 68 | 336 | 1 | 0 | 2711 |
| CIVIL CASES PENDING OVER TWO YEARS..... | 290 | 0 | 0 | 0 | 0 | 0 | 0 | 0 | 0 | 0 | 0 | 0 |

REPORT OF CIRCUIT CASELOAD

REGION 3

CIRCUIT #43

CASS COUNTY

| ***** | | | | | | | | | | | | | |
|--|-------------|-------------------|----------------------|--------|--------|--------|---------|--------|-----|---|---|-----|------|
| | * APPEALS * | * PERSONAL INJ. * | * FAMILY RELATIONS * | | | | | | | | | | |
| L ***** | FY ***** | ***** | ***** | NP | CL | ALL | T | | | | | | |
| I N * AR * | * CRIM-* | ND/NI* | DO/DM* DP | DU/DS* | PROD-* | LABOR* | T | | | | | | |
| N O * CRIM-* | AV * INAL * | AUTO * NO | DIV- * PATER-* | URES*/ | UCTS * | RELA-* | OTHER* | A | | | | | |
| E * INAL * | CIVIL* | NEG. * | OTHER* | ORCE * | NITY * | SUP. * | LIAB. * | TIONS* | L | | | | |
| ***** | | | | | | | | | | | | | |
| PENDING CASES AT BEGINNING OF THE YEAR..... | | | | | | | | | | | | | |
| INACTIVE BENCH WARRANTS..... | 10 | 0 | 0 | 30 | 0 | 0 | 22 | 0 | 1 | 0 | 0 | 0 | 53 |
| INACTIVE NON-SERVICE..... | 20 | 0 | 0 | 0 | 1 | 1 | 19 | 10 | 8 | 0 | 0 | 6 | 45 |
| SUBTOTAL (LINE 10 + 20)..... | 30 | 0 | 0 | 30 | 1 | 1 | 41 | 10 | 9 | 0 | 0 | 6 | 98 |
| ACTIVE PENDING..... | 40 | 2 | 4 | 36 | 25 | 10 | 206 | 32 | 23 | 1 | 0 | 78 | 417 |
| NEW CASES FILED THIS YEAR..... | 50 | 2 | 2 | 128 | 18 | 8 | 437 | 69 | 77 | 2 | 0 | 154 | 897 |
| SUBTOTAL ACTIVE CASELOAD (LINE 40 + 50)... | 60 | 4 | 6 | 164 | 43 | 18 | 643 | 101 | 100 | 3 | 0 | 232 | 1314 |
| RE-OPENED CASES..... | | | | | | | | | | | | | |
| REMANDS FROM HIGHER COURTS..... | 70 | 0 | 0 | 0 | 0 | 0 | 0 | 0 | 0 | 0 | 0 | 0 | 0 |
| PROBATION VIOLATIONS..... | 75 | 0 | 0 | 17 | 0 | 0 | 0 | 0 | 0 | 0 | 0 | 0 | 17 |
| POST JUDGEMENT PROCEEDINGS..... | 80 | 0 | 0 | 0 | 0 | 0 | 69 | 14 | 17 | 0 | 0 | 0 | 100 |
| APPEARANCE AFTER BENCH WARRANT ISSUED.... | 90 | 0 | 0 | 30 | 0 | 0 | 7 | 0 | 1 | 0 | 0 | 0 | 38 |
| SERVICE MADE/ARRAIGNMENT..... | 95 | 0 | 0 | 0 | 5 | 1 | 59 | 19 | 18 | 0 | 0 | 17 | 119 |
| MISTRIALS..... | 100 | 0 | 0 | 0 | 0 | 0 | 0 | 0 | 0 | 0 | 0 | 0 | 0 |
| OTHER..... | 110 | 0 | 0 | 0 | 0 | 0 | 0 | 0 | 0 | 0 | 0 | 0 | 0 |
| SUBTOTAL..... | 120 | 0 | 0 | 47 | 5 | 1 | 135 | 33 | 36 | 0 | 0 | 17 | 274 |
| TOTAL ACTIVE CASELOAD (LINE 60 + 120)..... | 130 | 4 | 6 | 211 | 48 | 19 | 778 | 134 | 136 | 3 | 0 | 249 | 1588 |
| JUDICIAL DISPOSITIONS..... | | | | | | | | | | | | | |
| GUILTY PLEAS..... | 140 | 0 | 0 | 41 | 0 | 0 | 0 | 0 | 0 | 0 | 0 | 0 | 41 |
| TRIALS WITHOUT JURY..... | 150 | 0 | 0 | 1 | 0 | 0 | 12 | 2 | 0 | 0 | 0 | 9 | 24 |
| TRIALS BY JURY..... | 160 | 0 | 0 | 5 | 0 | 0 | 0 | 2 | 0 | 0 | 0 | 5 | 12 |
| DISMISSALS..... | 170 | 0 | 1 | 45 | 11 | 2 | 66 | 24 | 18 | 0 | 0 | 37 | 204 |
| REMANDS TO LOWER COURTS..... | 180 | 0 | 0 | 36 | 0 | 0 | 0 | 0 | 0 | 0 | 0 | 1 | 37 |
| NO PROGRESS..... | 190 | 0 | 0 | 0 | 2 | 0 | 37 | 0 | 1 | 0 | 0 | 15 | 55 |
| BENCH WARRANTS..... | 200 | 0 | 0 | 1 | 0 | 0 | 0 | 0 | 0 | 0 | 0 | 0 | 1 |
| OTHER JUDICIAL DISPOSITIONS..... | 210 | 1 | 2 | 42 | 8 | 2 | 302 | 42 | 89 | 0 | 0 | 44 | 532 |
| SUBTOTAL JUDICIAL DISP(ADD 140 THRU 210)..... | 220 | 1 | 3 | 171 | 21 | 4 | 417 | 70 | 108 | 0 | 0 | 111 | 906 |
| OTHER DISPOSITIONS..... | | | | | | | | | | | | | |
| NON-SERVICE..... | 230 | 0 | 0 | 0 | 6 | 0 | 53 | 12 | 12 | 0 | 0 | 15 | 98 |
| TOTAL DISPOSITIONS (LINE 220 + 230)..... | 240 | 1 | 3 | 171 | 27 | 4 | 470 | 82 | 120 | 0 | 0 | 126 | 1004 |
| PENDING CASES AT END OF YEAR..... | | | | | | | | | | | | | |
| INACTIVE BENCH WARRANTS (LINE 10-90+200)..... | 250 | 0 | 0 | 1 | 0 | 0 | 15 | 0 | 0 | 0 | 0 | 0 | 16 |
| INACTIVE NON-SERVICE (LINE 20 - 95 +230)..... | 260 | 0 | 0 | 0 | 2 | 0 | 13 | 3 | 2 | 0 | 0 | 4 | 24 |
| ACTIVE PENDING (LINE 130 - 240)..... | 270 | 3 | 3 | 40 | 21 | 15 | 308 | 52 | 16 | 3 | 0 | 123 | 584 |
| TOTAL CASES PENDING END YEAR(250+260+270)..... | 280 | 3 | 3 | 41 | 23 | 15 | 336 | 55 | 18 | 3 | 0 | 127 | 624 |
| CIVIL CASES PENDING OVER TWO YEARS..... | 290 | 0 | 0 | 0 | 2 | 0 | 3 | 0 | 0 | 0 | 0 | 10 | 15 |

REPORT OF CIRCUIT CASELOAD

REGION 3

CIRCUIT #44

LIVINGSTON COUNTY

| ***** | | | | | | | | | | | | |
|--|-------------|--------|-----------------|--------|----------------------|--------|----------|--------|--------|---------|--------|------|
| | * APPEALS * | | *PERSONAL INJ.* | | * FAMILY RELATIONS * | | | * CL * | | * ALL * | | T |
| L | ***** | | ***** | | ***** | | | ***** | | ***** | | O |
| I N* | AR * | FY | CRIM-* | ND/NI* | DO/DM* | DP | DU/DS* | PROD-* | LABOR* | | | T |
| N D* | CRIM-* | AV | INAL * | AUTO * | NO | DIV- | *PATER-* | URES*/ | UCTS * | RELA-* | OTHER* | A |
| E * | INAL * | CIVIL* | NEG. | OTHER* | ORCE * | NITY * | SUP. | LIAB. | TIONS* | | | L |
| ***** | | | | | | | | | | | | |
| PENDING CASES AT BEGINNING OF THE YEAR..... | | | | | | | | | | | | |
| INACTIVE BENCH WARRANTS..... | 10 | 0 | 0 | 2 | 0 | 0 | 0 | 0 | 0 | 0 | 0 | 2 |
| INACTIVE NON-SERVICE..... | 20 | 0 | 0 | 0 | 0 | 2 | 30 | 2 | 24 | 0 | 11 | 69 |
| SUBTOTAL (LINE 10 + 20)..... | 30 | 0 | 0 | 2 | 0 | 2 | 30 | 2 | 24 | 0 | 11 | 71 |
| ACTIVE PENDING..... | 40 | 11 | 29 | 121 | 86 | 74 | 429 | 24 | 210 | 2 | 1 | 1273 |
| NEW CASES FILED THIS YEAR..... | 50 | 15 | 14 | 372 | 42 | 30 | 634 | 19 | 171 | 2 | 0 | 1681 |
| SUBTOTAL ACTIVE CASELOAD (LINE 40 + 50)..... | 60 | 26 | 43 | 493 | 128 | 104 | 1063 | 43 | 381 | 4 | 1 | 2954 |
| RE-OPENED CASES..... | | | | | | | | | | | | |
| REMANDS FROM HIGHER COURTS..... | 70 | 0 | 0 | 0 | 0 | 0 | 0 | 0 | 0 | 0 | 4 | 4 |
| PROBATION VIOLATIONS..... | 75 | 0 | 0 | 44 | 0 | 0 | 0 | 0 | 0 | 0 | 0 | 44 |
| POST JUDGEMENT PROCEEDINGS..... | 80 | 0 | 0 | 0 | 0 | 0 | 216 | 9 | 160 | 0 | 0 | 385 |
| APPEARANCE AFTER BENCH WARRANT ISSUED..... | 90 | 0 | 0 | 2 | 0 | 0 | 0 | 0 | 0 | 0 | 0 | 2 |
| SERVICE MADE/ARRAIGNMENT..... | 95 | 0 | 0 | 0 | 5 | 5 | 130 | 4 | 28 | 1 | 0 | 207 |
| MISTRIALS..... | 100 | 0 | 0 | 0 | 0 | 0 | 0 | 0 | 0 | 0 | 0 | 0 |
| OTHER..... | 110 | 0 | 0 | 0 | 1 | 0 | 0 | 0 | 0 | 0 | 0 | 1 |
| SUBTOTAL..... | 120 | 0 | 0 | 46 | 6 | 5 | 346 | 13 | 188 | 1 | 0 | 643 |
| TOTAL ACTIVE CASELOAD (LINE 60 + 120)..... | 130 | 26 | 43 | 539 | 134 | 109 | 1409 | 56 | 569 | 5 | 1 | 3597 |
| JUDICIAL DISPOSITIONS..... | | | | | | | | | | | | |
| GUILTY PLEAS..... | 140 | 0 | 0 | 211 | 0 | 0 | 0 | 0 | 0 | 0 | 0 | 211 |
| TRIALS WITHOUT JURY..... | 150 | 0 | 0 | 1 | 0 | 0 | 36 | 1 | 0 | 0 | 0 | 47 |
| TRIALS BY JURY..... | 160 | 0 | 0 | 10 | 4 | 1 | 0 | 1 | 0 | 1 | 0 | 25 |
| DISMISSALS..... | 170 | 0 | 1 | 64 | 21 | 13 | 88 | 13 | 155 | 0 | 0 | 427 |
| REMANDS TO LOWER COURTS..... | 180 | 0 | 0 | 20 | 1 | 3 | 0 | 0 | 0 | 0 | 0 | 26 |
| NO PROGRESS..... | 190 | 0 | 9 | 0 | 2 | 5 | 41 | 4 | 1 | 1 | 0 | 116 |
| BENCH WARRANTS..... | 200 | 0 | 0 | 9 | 0 | 0 | 0 | 0 | 0 | 0 | 0 | 9 |
| OTHER JUDICIAL DISPOSITIONS..... | 210 | 6 | 13 | 26 | 12 | 8 | 629 | 13 | 172 | 1 | 0 | 1060 |
| SUBTOTAL JUDICIAL DISP(ADD 140 THRU 210)..... | 220 | 6 | 23 | 341 | 40 | 30 | 794 | 32 | 328 | 3 | 0 | 1921 |
| OTHER DISPOSITIONS..... | | | | | | | | | | | | |
| NON-SERVICE..... | 230 | 0 | 0 | 0 | 14 | 15 | 305 | 14 | 93 | 1 | 0 | 531 |
| TOTAL DISPOSITIONS (LINE 220 + 230)..... | 240 | 6 | 23 | 341 | 54 | 45 | 1099 | 46 | 421 | 4 | 0 | 2452 |
| PENDING CASES AT END OF YEAR..... | | | | | | | | | | | | |
| INACTIVE BENCH WARRANTS (LINE 10-90+200)..... | 250 | 0 | 0 | 9 | 0 | 0 | 0 | 0 | 0 | 0 | 0 | 9 |
| INACTIVE NON-SERVICE (LINE 20 - 95 +230)..... | 260 | 0 | 0 | 0 | 9 | 12 | 205 | 12 | 89 | 0 | 0 | 393 |
| ACTIVE PENDING (LINE 130 - 240)..... | 270 | 20 | 20 | 198 | 80 | 64 | 310 | 10 | 148 | 1 | 1 | 1145 |
| TOTAL CASES PENDING END YEAR(250+260+270)..... | 280 | 20 | 20 | 207 | 89 | 76 | 515 | 22 | 237 | 1 | 1 | 1547 |
| CIVIL CASES PENDING OVER TWO YEARS..... | 290 | 0 | 1 | 0 | 23 | 36 | 11 | 7 | 28 | 1 | 0 | 184 |

REPORT OF CIRCUIT CASELOAD

REGION 3

CIRCUIT #45

ST. JOSEPH COUNTY

| ***** | | | | | | | | | | | | |
|--|-------------|-------------------|----------------------|-------|-------|-------|-------|-------|-------|-------|-------|------|
| | * APPEALS * | * PERSONAL INJ. * | * FAMILY RELATIONS * | | | | | | | | | |
| L | ***** | FY | ***** | NP | CL | ALL | T | | | | | |
| I N | AR | CRIM | ND/NI | DO/DM | DP | DU/DS | PROD | LABOR | | | | |
| N O | CRIM | AV | INAL | AUTO | NO | DIV | PATER | URES | UCTS | RELA | OTHER | A |
| E | INAL | CIVIL | | NEG. | OTHER | ORCE | NITY | SUP. | LIAB. | TIONS | | L |
| ***** | | | | | | | | | | | | |
| PENDING CASES AT BEGINNING OF THE YEAR..... | | | | | | | | | | | | |
| INACTIVE BENCH WARRANTS..... | 10 | 0 | 0 | 1 | 0 | 0 | 70 | 4 | 16 | 0 | 0 | 91 |
| INACTIVE NON-SERVICE..... | 20 | 0 | 0 | 0 | 6 | 3 | 101 | 6 | 14 | 0 | 0 | 148 |
| SUBTOTAL (LINE 10 + 20)..... | 30 | 0 | 0 | 1 | 6 | 3 | 171 | 10 | 30 | 0 | 0 | 239 |
| ACTIVE PENDING..... | 40 | 0 | 0 | 104 | 13 | 5 | 159 | 3 | 3 | 6 | 3 | 317 |
| NEW CASES FILED THIS YEAR..... | 50 | 3 | 10 | 148 | 17 | 6 | 333 | 29 | 240 | 0 | 0 | 865 |
| SUBTOTAL ACTIVE CASELOAD (LINE 40 + 50)..... | 60 | 3 | 10 | 252 | 30 | 11 | 492 | 32 | 243 | 6 | 3 | 1182 |
| RE-OPENED CASES..... | | | | | | | | | | | | |
| REMANDS FROM HIGHER COURTS..... | 70 | 0 | 0 | 0 | 0 | 0 | 1 | 0 | 0 | 0 | 0 | 1 |
| PROBATION VIOLATIONS..... | 75 | 0 | 0 | 9 | 0 | 0 | 0 | 0 | 0 | 0 | 0 | 9 |
| POST JUDGEMENT PROCEEDINGS..... | 80 | 0 | 0 | 1 | 0 | 0 | 180 | 23 | 143 | 0 | 0 | 349 |
| APPEARANCE AFTER BENCH WARRANT ISSUED..... | 90 | 0 | 0 | 1 | 0 | 0 | 70 | 4 | 16 | 0 | 0 | 91 |
| SERVICE MADE/ARRAIGNMENT..... | 95 | 0 | 0 | 0 | 0 | 0 | 13 | 1 | 20 | 0 | 0 | 38 |
| MISTRIALS..... | 100 | 0 | 0 | 1 | 0 | 0 | 0 | 0 | 0 | 0 | 0 | 1 |
| OTHER..... | 110 | 0 | 0 | 0 | 0 | 0 | 0 | 0 | 0 | 0 | 0 | 0 |
| SUBTOTAL..... | 120 | 0 | 0 | 12 | 0 | 0 | 264 | 28 | 179 | 0 | 0 | 489 |
| TOTAL ACTIVE CASELOAD (LINE 60 + 120)..... | 130 | 3 | 10 | 264 | 30 | 11 | 756 | 60 | 422 | 6 | 3 | 1671 |
| JUDICIAL DISPOSITIONS..... | | | | | | | | | | | | |
| GUILTY PLEAS..... | 140 | 0 | 0 | 108 | 0 | 0 | 0 | 0 | 0 | 0 | 0 | 108 |
| TRIALS WITHOUT JURY..... | 150 | 0 | 0 | 1 | 0 | 0 | 32 | 0 | 0 | 0 | 0 | 36 |
| TRIALS BY JURY..... | 160 | 0 | 0 | 6 | 0 | 0 | 0 | 0 | 0 | 0 | 0 | 6 |
| DISMISSALS..... | 170 | 0 | 1 | 0 | 12 | 8 | 21 | 10 | 69 | 4 | 2 | 151 |
| REMANDS TO LOWER COURTS..... | 180 | 0 | 0 | 16 | 0 | 0 | 0 | 0 | 0 | 0 | 0 | 20 |
| NO PROGRESS..... | 190 | 0 | 1 | 0 | 3 | 0 | 30 | 0 | 1 | 0 | 1 | 51 |
| BENCH WARRANTS..... | 200 | 0 | 0 | 0 | 0 | 0 | 0 | 0 | 0 | 0 | 0 | 0 |
| OTHER JUDICIAL DISPOSITIONS..... | 210 | 0 | 1 | 23 | 0 | 0 | 537 | 41 | 321 | 0 | 0 | 933 |
| SUBTOTAL JUDICIAL DISP(ADD 140 THRU 210)..... | 220 | 0 | 3 | 154 | 15 | 8 | 620 | 51 | 391 | 4 | 3 | 1305 |
| OTHER DISPOSITIONS..... | | | | | | | | | | | | |
| NON-SERVICE..... | 230 | 0 | 0 | 0 | 2 | 0 | 73 | 3 | 30 | 0 | 0 | 128 |
| TOTAL DISPOSITIONS (LINE 220 + 230)..... | 240 | 0 | 3 | 154 | 17 | 8 | 693 | 54 | 421 | 4 | 3 | 1433 |
| PENDING CASES AT END OF YEAR..... | | | | | | | | | | | | |
| INACTIVE BENCH WARRANTS (LINE 10-90+200)..... | 250 | 0 | 0 | 0 | 0 | 0 | 0 | 0 | 0 | 0 | 0 | 0 |
| INACTIVE NON-SERVICE (LINE 20 - 95 +230)..... | 260 | 0 | 0 | 0 | 8 | 3 | 161 | 8 | 24 | 0 | 0 | 238 |
| ACTIVE PENDING (LINE 130 - 240)..... | 270 | 3 | 7 | 110 | 13 | 3 | 63 | 6 | 1 | 2 | 0 | 238 |
| TOTAL CASES PENDING END YEAR(250+260+270)..... | 280 | 3 | 7 | 110 | 21 | 6 | 224 | 14 | 25 | 2 | 0 | 476 |
| CIVIL CASES PENDING OVER TWO YEARS..... | 290 | 0 | 0 | 0 | 3 | 1 | 3 | 2 | 2 | 0 | 0 | 15 |

REPORT OF CIRCUIT CASELOAD

REGION 3

CIRCUIT #48

ALLEGAN COUNTY

| ***** | | | | | | | | | | | | | |
|--|-------------|---|-------------------|----------|----------------------|----------|-----------|-----------|----------|----------|----------|---------|------|
| | * APPEALS * | | * PERSONAL INJ. * | | * FAMILY RELATIONS * | | | * NP * | | * CL * | | * ALL * | * T |
| L | ***** FY | | ***** | | | | | | | | | | * O |
| I N * AR * | * CRIM-* | | * ND/NI* | | * DO/DM* DP * | | * DU/DS* | * PROD-* | * LABOR* | | * ALL * | * T | |
| N O * CRIM-* | * AV * | | * INAL * | * AUTO * | * NO * | * DIV-* | * PATER-* | * URESA/ | * UCTS * | * RELA-* | * OTHER* | * A | |
| E * INAL * | * CIVIL* | | * NEG. * | * OTHER* | * ORCE * | * NITY * | * SUP. * | * LIAB. * | * TIONS* | * TIONS* | * TIONS* | * L | |
| ***** | | | | | | | | | | | | | |
| PENDING CASES AT BEGINNING OF THE YEAR..... | | | | | | | | | | | | | |
| INACTIVE BENCH WARRANTS..... | 10 | 0 | 0 | 10 | 0 | 0 | 0 | 3 | 0 | 0 | 0 | 0 | 13 |
| INACTIVE NON-SERVICE..... | 20 | 0 | 0 | 0 | 2 | 0 | 63 | 9 | 98 | 0 | 0 | 31 | 203 |
| SUBTOTAL (LINE 10 + 20)..... | 30 | 0 | 0 | 10 | 2 | 0 | 63 | 12 | 98 | 0 | 0 | 31 | 216 |
| ACTIVE PENDING..... | 40 | 1 | 5 | 89 | 32 | 15 | 340 | 20 | 0 | 4 | 0 | 113 | 619 |
| NEW CASES FILED THIS YEAR..... | 50 | 7 | 3 | 163 | 15 | 5 | 515 | 66 | 169 | 2 | 2 | 193 | 1140 |
| SUBTOTAL ACTIVE CASELOAD (LINE 40 + 50)..... | 60 | 8 | 8 | 252 | 47 | 20 | 855 | 86 | 169 | 6 | 2 | 306 | 1759 |
| RE-OPENED CASES..... | | | | | | | | | | | | | |
| REMANDS FROM HIGHER COURTS..... | 70 | 0 | 0 | 0 | 1 | 0 | 0 | 0 | 0 | 0 | 0 | 0 | 1 |
| PROBATION VIOLATIONS..... | 75 | 0 | 0 | 12 | 0 | 0 | 0 | 0 | 0 | 0 | 0 | 0 | 12 |
| POST JUDGEMENT PROCEEDINGS..... | 80 | 0 | 0 | 7 | 0 | 0 | 154 | 1 | 2 | 0 | 0 | 1 | 165 |
| APPEARANCE AFTER BENCH WARRANT ISSUED..... | 90 | 0 | 0 | 6 | 0 | 0 | 0 | 1 | 0 | 0 | 0 | 0 | 7 |
| SERVICE MADE/ARRAIGNMENT..... | 95 | 0 | 0 | 0 | 6 | 1 | 165 | 25 | 125 | 0 | 0 | 51 | 373 |
| MISTRIALS..... | 100 | 0 | 0 | 0 | 0 | 0 | 0 | 0 | 0 | 0 | 0 | 0 | 0 |
| OTHER..... | 110 | 0 | 0 | 11 | 1 | 0 | 0 | 0 | 3 | 0 | 0 | 4 | 19 |
| SUBTOTAL..... | 120 | 0 | 0 | 36 | 8 | 1 | 319 | 27 | 130 | 0 | 0 | 56 | 577 |
| TOTAL ACTIVE CASELOAD (LINE 60 + 120)..... | 130 | 8 | 8 | 288 | 55 | 21 | 1174 | 113 | 299 | 6 | 2 | 362 | 2336 |
| JUDICIAL DISPOSITIONS..... | | | | | | | | | | | | | |
| GUILTY PLEAS..... | 140 | 0 | 0 | 107 | 0 | 0 | 0 | 0 | 0 | 0 | 0 | 0 | 107 |
| TRIALS WITHOUT JURY..... | 150 | 0 | 0 | 6 | 0 | 0 | 25 | 1 | 0 | 0 | 0 | 4 | 36 |
| TRIALS BY JURY..... | 160 | 0 | 0 | 31 | 2 | 1 | 0 | 0 | 0 | 0 | 0 | 3 | 37 |
| DISMISSALS..... | 170 | 3 | 3 | 54 | 24 | 6 | 41 | 18 | 13 | 0 | 1 | 51 | 214 |
| REMANDS TO LOWER COURTS..... | 180 | 0 | 1 | 28 | 0 | 0 | 0 | 0 | 0 | 0 | 0 | 3 | 32 |
| NO PROGRESS..... | 190 | 0 | 0 | 0 | 0 | 0 | 77 | 2 | 37 | 0 | 0 | 10 | 126 |
| BENCH WARRANTS..... | 200 | 0 | 0 | 14 | 0 | 0 | 0 | 3 | 0 | 0 | 0 | 0 | 17 |
| OTHER JUDICIAL DISPOSITIONS..... | 210 | 2 | 0 | 27 | 5 | 2 | 511 | 40 | 127 | 0 | 0 | 95 | 809 |
| SUBTOTAL JUDICIAL DISP(ADD 140 THRU 210)..... | 220 | 5 | 4 | 267 | 31 | 9 | 654 | 64 | 177 | 0 | 1 | 166 | 1378 |
| OTHER DISPOSITIONS..... | | | | | | | | | | | | | |
| NON-SERVICE..... | 230 | 0 | 0 | 0 | 5 | 2 | 159 | 21 | 107 | 0 | 0 | 50 | 344 |
| TOTAL DISPOSITIONS (LINE 220 + 230)..... | 240 | 5 | 4 | 267 | 36 | 11 | 813 | 85 | 284 | 0 | 1 | 216 | 1722 |
| PENDING CASES AT END OF YEAR..... | | | | | | | | | | | | | |
| INACTIVE BENCH WARRANTS (LINE 10-90+200)..... | 250 | 0 | 0 | 18 | 0 | 0 | 0 | 5 | 0 | 0 | 0 | 0 | 23 |
| INACTIVE NON-SERVICE (LINE 20 - 95 +230)..... | 260 | 0 | 0 | 0 | 1 | 1 | 57 | 5 | 80 | 0 | 0 | 30 | 174 |
| ACTIVE PENDING (LINE 130 - 240)..... | 270 | 3 | 4 | 21 | 19 | 10 | 361 | 28 | 15 | 6 | 1 | 146 | 614 |
| TOTAL CASES PENDING END YEAR(250+260+270)..... | 280 | 3 | 4 | 39 | 20 | 11 | 418 | 38 | 95 | 6 | 1 | 176 | 811 |
| CIVIL CASES PENDING OVER TWO YEARS..... | 290 | 0 | 0 | 0 | 1 | 1 | 11 | 3 | 2 | 1 | 0 | 10 | 29 |

REPORT OF CIRCUIT CASELOAD

REGION 3

REGION SUMMARY

| ***** | | | | | | | | | | | | | |
|---|-----|-----|-----|-------|------|------|-------|------|-------|-----|----|-------|-------|
| * APPEALS * *PERSONAL INJ.* FAMILY RELATIONS * | | | | | | | | | | | | | |
| L ***** FY ***** NP * CL * ALL * T | | | | | | | | | | | | | |
| I N* AR * * CRIM-* ND/NI* * DO/DM* DP * DU/DS* PROD-* LABOR* * T | | | | | | | | | | | | | |
| N O* CRIM-* AV * INAL * AUTO * NO * DIV- *PATER-*URESA/* UCTS * RELA-* OTHER* A | | | | | | | | | | | | | |
| E * INAL * CIVIL* * NEG. * OTHER* ORCE * NITY * SUP. * LIAB.* TIONS* * L | | | | | | | | | | | | | |
| ***** | | | | | | | | | | | | | |
| PENDING CASES AT BEGINNING OF THE YEAR..... | | | | | | | | | | | | | |
| INACTIVE BENCH WARRANTS..... | 10 | 0 | 0 | 449 | 0 | 0 | 334 | 75 | 110 | 0 | 0 | 2 | 970 |
| INACTIVE NON-SERVICE..... | 20 | 0 | 0 | 24 | 103 | 55 | 2089 | 307 | 1035 | 2 | 6 | 555 | 4176 |
| SUBTOTAL (LINE 10 + 20)..... | 30 | 0 | 0 | 473 | 103 | 55 | 2423 | 382 | 1145 | 2 | 6 | 557 | 5146 |
| ACTIVE PENDING..... | 40 | 133 | 248 | 3004 | 1350 | 702 | 10983 | 1138 | 1318 | 162 | 35 | 4274 | 23347 |
| NEW CASES FILED THIS YEAR..... | 50 | 126 | 211 | 7146 | 1028 | 512 | 15397 | 1988 | 5939 | 91 | 46 | 5952 | 38436 |
| SUBTOTAL ACTIVE CASELOAD (LINE 40 + 50)..... | 60 | 259 | 459 | 10150 | 2378 | 1214 | 26380 | 3126 | 7257 | 253 | 81 | 10226 | 61783 |
| RE-OPENED CASES..... | | | | | | | | | | | | | |
| REMANDS FROM HIGHER COURTS..... | 70 | 0 | 10 | 30 | 4 | 3 | 3 | 1 | 0 | 0 | 0 | 16 | 67 |
| PROBATION VIOLATIONS..... | 75 | 0 | 0 | 938 | 0 | 0 | 0 | 0 | 0 | 0 | 0 | 0 | 938 |
| POST JUDGEMENT PROCEEDINGS..... | 80 | 1 | 0 | 126 | 4 | 1 | 7566 | 506 | 1854 | 3 | 0 | 170 | 10231 |
| APPEARANCE AFTER BENCH WARRANT ISSUED..... | 90 | 0 | 0 | 370 | 0 | 0 | 185 | 59 | 52 | 0 | 0 | 2 | 668 |
| SERVICE MADE/ARRAIGNMENT..... | 95 | 0 | 0 | 132 | 340 | 155 | 6312 | 618 | 2473 | 35 | 10 | 1687 | 11762 |
| MISTRIALS..... | 100 | 0 | 0 | 35 | 0 | 0 | 0 | 0 | 0 | 0 | 0 | 0 | 35 |
| OTHER..... | 110 | 1 | 3 | 287 | 23 | 149 | 283 | 173 | 277 | 8 | 0 | 170 | 1374 |
| SUBTOTAL..... | 120 | 2 | 13 | 1918 | 371 | 308 | 14349 | 1357 | 4656 | 46 | 10 | 2045 | 25075 |
| TOTAL ACTIVE CASELOAD (LINE 60 + 120)..... | 130 | 261 | 472 | 12068 | 2749 | 1522 | 40729 | 4483 | 11913 | 299 | 91 | 12271 | 86858 |
| JUDICIAL DISPOSITIONS..... | | | | | | | | | | | | | |
| GUILTY PLEAS..... | 140 | 0 | 0 | 4263 | 0 | 0 | 0 | 0 | 0 | 0 | 0 | 0 | 4271 |
| TRIALS WITHOUT JURY..... | 150 | 0 | 1 | 133 | 14 | 6 | 480 | 50 | 0 | 4 | 2 | 183 | 873 |
| TRIALS BY JURY..... | 160 | 1 | 0 | 545 | 82 | 35 | 0 | 28 | 0 | 8 | 0 | 80 | 779 |
| DISMISSALS..... | 170 | 32 | 61 | 1333 | 617 | 324 | 1711 | 473 | 1446 | 50 | 18 | 1472 | 7537 |
| REMANDS TO LOWER COURTS..... | 180 | 23 | 13 | 592 | 7 | 10 | 0 | 0 | 0 | 1 | 0 | 51 | 697 |
| NO PROGRESS..... | 190 | 0 | 44 | 0 | 51 | 82 | 1519 | 74 | 161 | 2 | 5 | 693 | 2631 |
| BENCH WARRANTS..... | 200 | 0 | 0 | 360 | 0 | 0 | 260 | 55 | 56 | 0 | 0 | 2 | 733 |
| OTHER JUDICIAL DISPOSITIONS..... | 210 | 58 | 124 | 1437 | 204 | 147 | 18459 | 1897 | 6247 | 18 | 12 | 3146 | 31749 |
| SUBTOTAL JUDICIAL DISP(ADD 140 THRU 210)..... | 220 | 122 | 243 | 8663 | 975 | 604 | 22429 | 2577 | 7910 | 83 | 37 | 5627 | 49270 |
| OTHER DISPOSITIONS..... | | | | | | | | | | | | | |
| NON-SERVICE..... | 230 | 0 | 0 | 308 | 391 | 183 | 6419 | 604 | 2036 | 48 | 6 | 1827 | 11822 |
| TOTAL DISPOSITIONS (LINE 220 + 230)..... | 240 | 122 | 243 | 8971 | 1366 | 787 | 28848 | 3181 | 9946 | 131 | 43 | 7454 | 61092 |
| PENDING CASES AT END OF YEAR..... | | | | | | | | | | | | | |
| INACTIVE BENCH WARRANTS (LINE 10-90+200)..... | 250 | 0 | 0 | 439 | 0 | 0 | 409 | 71 | 114 | 0 | 0 | 2 | 1035 |
| INACTIVE NON-SERVICE (LINE 20 - 95 +230)..... | 260 | 0 | 0 | 200 | 154 | 83 | 2196 | 293 | 598 | 15 | 2 | 695 | 4236 |
| ACTIVE PENDING (LINE 130 - 240)..... | 270 | 139 | 229 | 3097 | 1383 | 735 | 11881 | 1302 | 1967 | 68 | 48 | 4817 | 25766 |
| TOTAL CASES PENDING END YEAR(250+260+270)..... | 280 | 139 | 229 | 3736 | 1537 | 818 | 14486 | 1666 | 2679 | 83 | 50 | 5514 | 31037 |
| CIVIL CASES PENDING OVER TWO YEARS..... | 290 | 0 | 17 | 5 | 275 | 200 | 181 | 166 | 385 | 59 | 21 | 929 | 2238 |

REPORT OF CIRCUIT CASELOAD

REGION 4

CIRCUIT #8

IONIA COUNTY

| ***** | | | | | | | | | | | | |
|--|---------|-------|---------------|------------------|-------|-------|-------|-------|-------|-------|-------|-----|
| | APPEALS | | PERSONAL INJ. | FAMILY RELATIONS | | | | | | | | |
| L | FY | | | | | | NP | CL | ALL | | | T |
| I | AR | CRIM | ND/NI | DO/DM | DP | DU/DS | PROD | LABOR | | | | T |
| N | CRIM | AV | INAL | AUTO | NO | DIV | PATER | URES | UCTS | RELA | OTHER | A |
| E | INAL | CIVIL | | NEG. | OTHER | ORCE | NITY | SUP. | LIAB. | TIONS | | L |
| ***** | | | | | | | | | | | | |
| PENDING CASES AT BEGINNING OF THE YEAR..... | | | | | | | | | | | | |
| INACTIVE BENCH WARRANTS..... | 10 | 0 | 0 | 0 | 0 | 0 | 0 | 0 | 0 | 0 | 0 | 0 |
| INACTIVE NON-SERVICE..... | 20 | 0 | 0 | 0 | 0 | 0 | 0 | 0 | 0 | 0 | 0 | 0 |
| SUBTOTAL (LINE 10 + 20)..... | 30 | 0 | 0 | 0 | 0 | 0 | 0 | 0 | 0 | 0 | 0 | 0 |
| ACTIVE PENDING..... | 40 | 2 | 2 | 47 | 27 | 8 | 193 | 20 | 5 | 2 | 0 | 52 |
| NEW CASES FILED THIS YEAR..... | 50 | 0 | 4 | 90 | 13 | 6 | 333 | 39 | 58 | 1 | 1 | 80 |
| SUBTOTAL ACTIVE CASELOAD (LINE 40 + 50)..... | 60 | 2 | 6 | 137 | 40 | 14 | 526 | 59 | 63 | 3 | 1 | 132 |
| RE-OPENED CASES..... | | | | | | | | | | | | |
| REMANOS FROM HIGHER COURTS..... | 70 | 0 | 0 | 0 | 0 | 0 | 0 | 0 | 0 | 0 | 0 | 0 |
| PROBATION VIOLATIONS..... | 75 | 0 | 0 | 6 | 0 | 0 | 0 | 0 | 0 | 0 | 0 | 6 |
| POST JUDGEMENT PROCEEDINGS..... | 80 | 0 | 0 | 0 | 0 | 0 | 29 | 0 | 0 | 0 | 0 | 30 |
| APPEARANCE AFTER BENCH WARRANT ISSUED..... | 90 | 0 | 0 | 0 | 0 | 0 | 0 | 0 | 0 | 0 | 0 | 0 |
| SERVICE MADE/ARRAIGNMENT..... | 95 | 0 | 0 | 0 | 0 | 0 | 0 | 0 | 0 | 0 | 0 | 0 |
| MISTRIALS..... | 100 | 0 | 0 | 0 | 0 | 0 | 0 | 0 | 0 | 0 | 0 | 0 |
| OTHER..... | 110 | 0 | 0 | 7 | 0 | 0 | 0 | 2 | 1 | 0 | 0 | 10 |
| SUBTOTAL..... | 120 | 0 | 0 | 13 | 0 | 0 | 29 | 2 | 1 | 0 | 0 | 46 |
| TOTAL ACTIVE CASELOAD (LINE 60 + 120)..... | 130 | 2 | 6 | 150 | 40 | 14 | 555 | 61 | 64 | 3 | 1 | 133 |
| JUDICIAL DISPOSITIONS..... | | | | | | | | | | | | |
| GUILTY PLEAS..... | 140 | 0 | 0 | 74 | 0 | 0 | 0 | 0 | 0 | 0 | 0 | 74 |
| TRIALS WITHOUT JURY..... | 150 | 0 | 0 | 0 | 0 | 0 | 18 | 2 | 0 | 0 | 0 | 24 |
| TRIALS BY JURY..... | 160 | 0 | 0 | 7 | 1 | 1 | 0 | 0 | 0 | 1 | 0 | 12 |
| DISMISSALS..... | 170 | 0 | 1 | 20 | 14 | 5 | 48 | 13 | 5 | 1 | 0 | 128 |
| REMANDS TO LOWER COURTS..... | 180 | 0 | 0 | 6 | 0 | 0 | 0 | 0 | 0 | 0 | 0 | 6 |
| NO PROGRESS..... | 190 | 0 | 0 | 0 | 0 | 0 | 19 | 2 | 2 | 0 | 0 | 32 |
| BENCH WARRANTS..... | 200 | 0 | 0 | 0 | 0 | 0 | 0 | 0 | 0 | 0 | 0 | 0 |
| OTHER JUDICIAL DISPOSITIONS..... | 210 | 2 | 1 | 14 | 1 | 1 | 204 | 32 | 47 | 0 | 0 | 38 |
| SUBTOTAL JUDICIAL DISP(ADD 140 THRU 210)..... | 220 | 2 | 2 | 121 | 16 | 7 | 289 | 49 | 54 | 2 | 0 | 74 |
| OTHER DISPOSITIONS..... | | | | | | | | | | | | |
| NON-SERVICE..... | 230 | 0 | 0 | 0 | 0 | 0 | 0 | 0 | 0 | 0 | 0 | 0 |
| TOTAL DISPOSITIONS (LINE 220 + 230)..... | 240 | 2 | 2 | 121 | 16 | 7 | 289 | 49 | 54 | 2 | 0 | 74 |
| PENDING CASES AT END OF YEAR..... | | | | | | | | | | | | |
| INACTIVE BENCH WARRANTS (LINE 10-90+200)..... | 250 | 0 | 0 | 0 | 0 | 0 | 0 | 0 | 0 | 0 | 0 | 0 |
| INACTIVE NON-SERVICE (LINE 20 - 95 +230)..... | 260 | 0 | 0 | 0 | 0 | 0 | 0 | 0 | 0 | 0 | 0 | 0 |
| ACTIVE PENDING (LINE 130 - 240)..... | 270 | 0 | 4 | 29 | 24 | 7 | 266 | 12 | 10 | 1 | 1 | 59 |
| TOTAL CASES PENDING END YEAR(250+260+270)..... | 280 | 0 | 4 | 29 | 24 | 7 | 266 | 12 | 10 | 1 | 1 | 59 |
| CIVIL CASES PENDING OVER TWO YEARS..... | 290 | 0 | 0 | 0 | 4 | 0 | 0 | 1 | 0 | 0 | 0 | 7 |

REPORT OF CIRCUIT CASELOAD

REGION 4

CIRCUIT #8

MONTCALM COUNTY

| ***** | | | | | | | | | | | | | |
|--|----------|-------------------|----------|----------------------|----------|----------|-----------|----------|-----------|----------|----------|-------|------|
| * APPEALS * | | * PERSONAL INJ. * | | * FAMILY RELATIONS * | | | * NP * | | * CL * | | * ALL * | | T |
| L | ***** | FY | ***** | ***** | ***** | ***** | ***** | ***** | ***** | ***** | ***** | ***** | O |
| I N+ AR * | * CRIM-* | * AV * | * INAL * | * AUTO * | * NO * | * DIV-* | * PATER-* | * URESA/ | * UCTS * | * RELA-* | * OTHER* | A | T |
| E * INAL * | * CIVIL* | | | * NEG. * | * OTHER* | * ORCE * | * NITY * | * SUP. * | * LIAB. * | * TIONS* | | L | |
| ***** | | | | | | | | | | | | | |
| PENDING CASES AT BEGINNING OF THE YEAR..... | | | | | | | | | | | | | 0 |
| INACTIVE BENCH WARRANTS..... | 10 | 0 | 0 | 0 | 0 | 0 | 0 | 0 | 0 | 0 | 0 | 0 | 0 |
| INACTIVE NON-SERVICE..... | 20 | 0 | 0 | 0 | 0 | 0 | 0 | 0 | 0 | 0 | 0 | 0 | 0 |
| SUBTOTAL (LINE 10 + 20)..... | 30 | 0 | 0 | 0 | 0 | 0 | 0 | 0 | 0 | 0 | 0 | 0 | 0 |
| ACTIVE PENDING..... | 40 | 0 | 0 | 41 | 22 | 0 | 220 | 5 | 3 | 0 | 0 | 83 | 374 |
| NEW CASES FILED THIS YEAR..... | 50 | 0 | 0 | 85 | 10 | 0 | 311 | 13 | 34 | 0 | 0 | 117 | 570 |
| SUBTOTAL ACTIVE CASELOAD (LINE 40 + 50)..... | 60 | 0 | 0 | 126 | 32 | 0 | 531 | 18 | 37 | 0 | 0 | 200 | 944 |
| RE-OPENED CASES..... | | | | | | | | | | | | | |
| REMANDS FROM HIGHER COURTS..... | 70 | 0 | 0 | 0 | 0 | 0 | 0 | 0 | 0 | 0 | 0 | 0 | 0 |
| PROBATION VIOLATIONS..... | 75 | 0 | 0 | 11 | 0 | 0 | 0 | 0 | 0 | 0 | 0 | 0 | 11 |
| POST JUDGEMENT PROCEEDINGS..... | 80 | 0 | 0 | 0 | 0 | 0 | 75 | 0 | 0 | 0 | 0 | 0 | 75 |
| APPEARANCE AFTER BENCH WARRANT ISSUED..... | 90 | 0 | 0 | 1 | 0 | 0 | 0 | 0 | 0 | 0 | 0 | 0 | 1 |
| SERVICE MADE/ARRAIGNMENT..... | 95 | 0 | 0 | 0 | 0 | 0 | 0 | 0 | 0 | 0 | 0 | 0 | 0 |
| MISTRIALS..... | 100 | 0 | 0 | 0 | 0 | 0 | 0 | 0 | 0 | 0 | 0 | 0 | 0 |
| OTHER..... | 110 | 0 | 0 | 1 | 0 | 0 | 1 | 0 | 0 | 0 | 0 | 0 | 2 |
| SUBTOTAL..... | 120 | 0 | 0 | 13 | 0 | 0 | 76 | 0 | 0 | 0 | 0 | 0 | 89 |
| TOTAL ACTIVE CASELOAD (LINE 60 + 120)..... | 130 | 0 | 0 | 139 | 32 | 0 | 607 | 18 | 37 | 0 | 0 | 200 | 1033 |
| JUDICIAL DISPOSITIONS..... | | | | | | | | | | | | | |
| GUILTY PLEAS..... | 140 | 0 | 0 | 44 | 0 | 0 | 0 | 0 | 0 | 0 | 0 | 0 | 44 |
| TRIALS WITHOUT JURY..... | 150 | 0 | 0 | 2 | 0 | 0 | 20 | 0 | 0 | 0 | 0 | 0 | 24 |
| TRIALS BY JURY..... | 160 | 0 | 0 | 13 | 1 | 0 | 0 | 0 | 0 | 0 | 0 | 1 | 15 |
| DISMISSALS..... | 170 | 0 | 0 | 0 | 0 | 0 | 0 | 0 | 0 | 0 | 0 | 0 | 0 |
| REMANDS TO LOWER COURTS..... | 180 | 0 | 0 | 0 | 0 | 0 | 0 | 0 | 0 | 0 | 0 | 0 | 0 |
| NO PROGRESS..... | 190 | 0 | 0 | 0 | 0 | 0 | 6 | 0 | 0 | 0 | 0 | 1 | 7 |
| BENCH WARRANTS..... | 200 | 0 | 0 | 1 | 0 | 0 | 0 | 0 | 0 | 0 | 0 | 0 | 1 |
| OTHER JUDICIAL DISPOSITIONS..... | 210 | 0 | 0 | 62 | 14 | 0 | 368 | 13 | 27 | 0 | 0 | 95 | 579 |
| SUBTOTAL JUDICIAL DISP(ADD 140 THRU 210)..... | 220 | 0 | 0 | 122 | 15 | 0 | 394 | 13 | 27 | 0 | 0 | 99 | 670 |
| OTHER DISPOSITIONS..... | | | | | | | | | | | | | |
| NON-SERVICE..... | 230 | 0 | 0 | 0 | 0 | 0 | 0 | 0 | 0 | 0 | 0 | 0 | 0 |
| TOTAL DISPOSITIONS (LINE 220 + 230)..... | 240 | 0 | 0 | 122 | 15 | 0 | 394 | 13 | 27 | 0 | 0 | 99 | 670 |
| PENDING CASES AT END OF YEAR..... | | | | | | | | | | | | | |
| INACTIVE BENCH WARRANTS (LINE 10-90+200)..... | 250 | 0 | 0 | 0 | 0 | 0 | 0 | 0 | 0 | 0 | 0 | 0 | 0 |
| INACTIVE NON-SERVICE (LINE 20 - 95 +230)..... | 260 | 0 | 0 | 0 | 0 | 0 | 0 | 0 | 0 | 0 | 0 | 0 | 0 |
| ACTIVE PENDING (LINE 130 - 240)..... | 270 | 0 | 0 | 17 | 17 | 0 | 213 | 5 | 10 | 0 | 0 | 101 | 363 |
| TOTAL CASES PENDING END YEAR(250+260+270)..... | 280 | 0 | 0 | 17 | 17 | 0 | 213 | 5 | 10 | 0 | 0 | 101 | 363 |
| CIVIL CASES PENDING OVER TWO YEARS..... | 290 | 0 | 0 | 0 | 1 | 0 | 2 | 0 | 0 | 0 | 0 | 3 | 6 |

REPORT OF CIRCUIT CASELOAD

REGION 4

Circuit #8

COURT SUMMARY

 * APPEALS * *PERSONAL INJ.* FAMILY RELATIONS * * * T
 L ***** FY ***** NP * CL * ALL * O
 I N* AR * * CRIM-* ND/NI* * DO/DM* DP * DU/DS* PROD-* LABOR* * T
 N O* CRIM-* AV * INAL * AUTO * NO * DIV- *PATER-*URES*/ UCTS * REL-* OTHER* A
 E * INAL * CIVIL* * NEG. * OTHER* ORCE * NITY * SUP. * LIAB. * TIONS* * L

| PENDING CASES AT BEGINNING OF THE YEAR..... | | | | | | | | | | | | | |
|--|-----|---|---|-----|----|----|------|----|-----|---|---|-----|------|
| INACTIVE BENCH WARRANTS..... | 10 | 0 | 0 | 0 | 0 | 0 | 0 | 0 | 0 | 0 | 0 | 0 | 0 |
| INACTIVE NON-SERVICE..... | 20 | 0 | 0 | 0 | 0 | 0 | 0 | 0 | 0 | 0 | 0 | 0 | 0 |
| SUBTOTAL (LINE 10 + 20)..... | 30 | 0 | 0 | 0 | 0 | 0 | 0 | 0 | 0 | 0 | 0 | 0 | 0 |
| ACTIVE PENDING..... | 40 | 2 | 2 | 88 | 49 | 8 | 413 | 25 | 8 | 2 | 0 | 135 | 732 |
| NEW CASES FILED THIS YEAR..... | 50 | 0 | 4 | 175 | 23 | 6 | 644 | 52 | 92 | 1 | 1 | 197 | 1195 |
| SUBTOTAL ACTIVE CASELOAD (LINE 40 + 50)..... | 60 | 2 | 6 | 263 | 72 | 14 | 1057 | 77 | 100 | 3 | 1 | 332 | 1927 |
| RE-OPENED CASES..... | | | | | | | | | | | | | |
| REMANDS FROM HIGHER COURTS..... | 70 | 0 | 0 | 0 | 0 | 0 | 0 | 0 | 0 | 0 | 0 | 0 | 0 |
| PROBATION VIOLATIONS..... | 75 | 0 | 0 | 17 | 0 | 0 | 0 | 0 | 0 | 0 | 0 | 0 | 17 |
| POST JUDGEMENT PROCEEDINGS..... | 80 | 0 | 0 | 0 | 0 | 0 | 104 | 0 | 0 | 0 | 0 | 1 | 105 |
| APPEARANCE AFTER BENCH WARRANT ISSUED..... | 90 | 0 | 0 | 1 | 0 | 0 | 0 | 0 | 0 | 0 | 0 | 0 | 1 |
| SERVICE MADE/ARRAIGNMENT..... | 95 | 0 | 0 | 0 | 0 | 0 | 0 | 0 | 0 | 0 | 0 | 0 | 0 |
| MISTRIALS..... | 100 | 0 | 0 | 0 | 0 | 0 | 0 | 0 | 0 | 0 | 0 | 0 | 0 |
| OTHER..... | 110 | 0 | 0 | 8 | 0 | 0 | 1 | 2 | 1 | 0 | 0 | 0 | 12 |
| SUBTOTAL..... | 120 | 0 | 0 | 26 | 0 | 0 | 105 | 2 | 1 | 0 | 0 | 1 | 135 |
| TOTAL ACTIVE CASELOAD (LINE 60 + 120)..... | 130 | 2 | 6 | 289 | 72 | 14 | 1162 | 79 | 101 | 3 | 1 | 333 | 2062 |
| JUDICIAL DISPOSITIONS..... | | | | | | | | | | | | | |
| GUILTY PLEAS..... | 140 | 0 | 0 | 118 | 0 | 0 | 0 | 0 | 0 | 0 | 0 | 0 | 118 |
| TRIALS WITHOUT JURY..... | 150 | 0 | 0 | 2 | 0 | 0 | 38 | 2 | 0 | 0 | 0 | 6 | 48 |
| TRIALS BY JURY..... | 160 | 0 | 0 | 20 | 2 | 1 | 0 | 0 | 0 | 1 | 0 | 3 | 27 |
| DISMISSALS..... | 170 | 0 | 1 | 20 | 14 | 5 | 48 | 13 | 5 | 1 | 0 | 21 | 128 |
| REMANDS TO LOWER COURTS..... | 180 | 0 | 0 | 6 | 0 | 0 | 0 | 0 | 0 | 0 | 0 | 0 | 6 |
| NO PROGRESS..... | 190 | 0 | 0 | 0 | 0 | 0 | 25 | 2 | 2 | 0 | 0 | 10 | 39 |
| BENCH WARRANTS..... | 200 | 0 | 0 | 1 | 0 | 0 | 0 | 0 | 0 | 0 | 0 | 0 | 1 |
| OTHER JUDICIAL DISPOSITIONS..... | 210 | 2 | 1 | 76 | 15 | 1 | 572 | 45 | 74 | 0 | 0 | 133 | 919 |
| SUBTOTAL JUDICIAL DISP(ADD 140 THRU 210)..... | 220 | 2 | 2 | 243 | 31 | 7 | 683 | 62 | 81 | 2 | 0 | 173 | 1286 |
| OTHER DISPOSITIONS..... | | | | | | | | | | | | | |
| NON-SERVICE..... | 230 | 0 | 0 | 0 | 0 | 0 | 0 | 0 | 0 | 0 | 0 | 0 | 0 |
| TOTAL DISPOSITIONS (LINE 220 + 230)..... | 240 | 2 | 2 | 243 | 31 | 7 | 683 | 62 | 81 | 2 | 0 | 173 | 1286 |
| PENDING CASES AT END OF YEAR..... | | | | | | | | | | | | | |
| INACTIVE BENCH WARRANTS (LINE 10-90+200)..... | 250 | 0 | 0 | 0 | 0 | 0 | 0 | 0 | 0 | 0 | 0 | 0 | 0 |
| INACTIVE NON-SERVICE (LINE 20 - 95 +230)..... | 260 | 0 | 0 | 0 | 0 | 0 | 0 | 0 | 0 | 0 | 0 | 0 | 0 |
| ACTIVE PENDING (LINE 130 - 240)..... | 270 | 0 | 4 | 46 | 41 | 7 | 479 | 17 | 20 | 1 | 1 | 160 | 776 |
| TOTAL CASES PENDING END YEAR(250+260+270)..... | 280 | 0 | 4 | 46 | 41 | 7 | 479 | 17 | 20 | 1 | 1 | 160 | 776 |
| CIVIL CASES PENDING OVER TWO YEARS..... | 290 | 0 | 0 | 0 | 5 | 0 | 2 | 1 | 0 | 0 | 0 | 5 | 13 |

REGION 4

REPORT OF CIRCUIT CASELOAD

CIRCUIT #19

BENZIE COUNTY

| ***** APPEALS ***** | | | | | | | | | | | | |
|--|------|-------|----|------|-------|-------|-------|-------|-------|-------|------|-------|
| ***** PERSONAL INJ. * FAMILY RELATIONS ***** | | | | | | | | | | | | |
| L | IN | AR | FY | CRIM | ND/NI | DO/DM | DP | DU/DS | NP | CL | ALL | T |
| N | D | CRIM | AV | INAL | AUTO | DIV | PATER | URES | UCTS | LABOR | RELA | OTHER |
| E | INAL | CIVIL | | NEG. | OTHER | ORCE | NITY | SUP. | LIAB. | TIONS | | A |
| | | | | | | | | | | | | L |
| PENDING CASES AT BEGINNING OF THE YEAR..... | | | | | | | | | | | | |
| INACTIVE BENCH WARRANTS..... | 10 | 0 | 0 | 0 | 0 | 0 | 0 | 0 | 0 | 0 | 0 | 0 |
| SUBTOTAL (LINE 10 + 20)..... | 20 | 0 | 0 | 0 | 0 | 0 | 0 | 0 | 0 | 0 | 0 | 0 |
| ACTIVE PENDING..... | 30 | 0 | 0 | 0 | 0 | 0 | 0 | 0 | 0 | 0 | 0 | 0 |
| NEW CASES FILED THIS YEAR..... | 40 | 0 | 0 | 31 | 4 | 0 | 31 | 11 | 12 | 0 | 0 | 0 |
| SUBTOTAL ACTIVE CASELOAD (LINE 40 + 50)..... | 50 | 1 | 0 | 74 | 4 | 1 | 69 | 16 | 33 | 2 | 0 | 26 |
| RE-OPENED CASES..... | 60 | 1 | 0 | 105 | 8 | 1 | 100 | 27 | 45 | 5 | 0 | 79 |
| REMANDS FROM HIGHER COURTS..... | 70 | 0 | 0 | 0 | 0 | 0 | 0 | 0 | 0 | 0 | 0 | 0 |
| PROBATION VIOLATIONS..... | 75 | 0 | 0 | 0 | 0 | 0 | 0 | 0 | 0 | 0 | 0 | 0 |
| POST JUDGEMENT PROCEEDINGS..... | 80 | 0 | 0 | 0 | 0 | 0 | 0 | 0 | 0 | 0 | 0 | 0 |
| APPEARANCE AFTER BENCH WARRANT ISSUED..... | 90 | 0 | 0 | 0 | 0 | 0 | 0 | 0 | 46 | 0 | 0 | 46 |
| SERVICE MADE/ARRAIGNMENT..... | 95 | 0 | 0 | 0 | 0 | 0 | 0 | 0 | 0 | 0 | 0 | 0 |
| MISTRIALS..... | 100 | 0 | 0 | 0 | 0 | 0 | 0 | 0 | 0 | 0 | 0 | 0 |
| OTHER..... | 110 | 0 | 0 | 0 | 0 | 0 | 0 | 0 | 0 | 0 | 0 | 0 |
| SUBTOTAL..... | 120 | 0 | 0 | 0 | 0 | 0 | 0 | 0 | 81 | 0 | 0 | 0 |
| TOTAL ACTIVE CASELOAD (LINE 60 + 120)..... | 130 | 0 | 0 | 0 | 0 | 0 | 0 | 0 | 127 | 0 | 0 | 81 |
| JUDICIAL DISPOSITIONS..... | 140 | 1 | 0 | 105 | 8 | 1 | 100 | 27 | 172 | 5 | 0 | 127 |
| GUILTY PLEAS..... | 150 | 0 | 0 | 56 | 0 | 0 | 0 | 0 | 0 | 0 | 0 | 498 |
| TRIALS WITHOUT JURY..... | 160 | 0 | 0 | 0 | 0 | 0 | 0 | 1 | 0 | 0 | 0 | 56 |
| TRIALS BY JURY..... | 170 | 0 | 0 | 1 | 0 | 0 | 0 | 0 | 0 | 0 | 0 | 1 |
| DISMISSALS..... | 180 | 0 | 0 | 5 | 2 | 0 | 8 | 2 | 5 | 1 | 0 | 2 |
| REMANDS TO LOWER COURTS..... | 190 | 0 | 0 | 6 | 0 | 0 | 0 | 0 | 0 | 0 | 0 | 32 |
| NO PROGRESS..... | 200 | 0 | 0 | 0 | 0 | 0 | 0 | 0 | 0 | 0 | 0 | 6 |
| BENCH WARRANTS..... | 210 | 0 | 0 | 0 | 0 | 0 | 0 | 0 | 0 | 2 | 0 | 3 |
| OTHER JUDICIAL DISPOSITIONS..... | 220 | 0 | 0 | 0 | 0 | 0 | 0 | 0 | 0 | 0 | 0 | 0 |
| SUBTOTAL JUDICIAL DISP(ADD 140 THRU 210)..... | 230 | 0 | 0 | 3 | 2 | 0 | 51 | 10 | 153 | 1 | 0 | 37 |
| OTHER DISPOSITIONS..... | 240 | 0 | 0 | 71 | 4 | 0 | 59 | 13 | 158 | 4 | 0 | 257 |
| NON-SERVICE..... | 250 | 0 | 0 | 0 | 0 | 0 | 0 | 0 | 0 | 0 | 0 | 357 |
| TOTAL DISPOSITIONS (LINE 220 + 230)..... | 260 | 0 | 0 | 0 | 0 | 0 | 0 | 0 | 0 | 0 | 0 | 0 |
| PENDING CASES AT END OF YEAR..... | 270 | 0 | 0 | 71 | 4 | 0 | 59 | 13 | 158 | 4 | 0 | 0 |
| INACTIVE BENCH WARRANTS (LINE 10-90+200)..... | 280 | 0 | 0 | 0 | 0 | 0 | 0 | 0 | 0 | 0 | 0 | 357 |
| INACTIVE NON-SERVICE (LINE 20 - 95 +230)..... | 290 | 0 | 0 | 0 | 0 | 0 | 0 | 0 | 0 | 0 | 0 | 0 |
| ACTIVE PENDING (LINE 130 - 240)..... | 290 | 1 | 0 | 34 | 4 | 1 | 41 | 14 | 14 | 1 | 0 | 0 |
| TOTAL CASES PENDING END YEAR(250+260+270)..... | 290 | 1 | 0 | 34 | 4 | 1 | 41 | 14 | 14 | 1 | 0 | 31 |
| CIVIL CASES PENDING OVER TWO YEARS..... | 290 | 0 | 0 | 0 | 0 | 0 | 0 | 0 | 0 | 0 | 0 | 141 |

REPORT OF CIRCUIT CASELOAD

REGION 4

CIRCUIT #19

MANISTEE COUNTY

| ***** | | | | | | | | | | | | |
|--|-------------|----------|-------------------|----------------------|----------|----------|-----------|-----------|----------|---------|--------|-----|
| | * APPEALS * | | * PERSONAL INJ. * | * FAMILY RELATIONS * | | * NP * | * CL * | * ALL * | | * T * | | |
| L | * ***** FY | | * ***** | * ***** | | * ***** | * ***** | * ***** | | * ***** | | |
| I N | * AR * | * CRIM-* | * ND/NI* | * DO/DM* DP | * DU/DS* | PROD-* | LABOR* | | | | | |
| N O | * CRIM-* | * AV * | * INAL * | * AUTO * | * NO * | * DIV-* | * PATER-* | * URESA/* | UCTS * | RELA-* | OTHER* | A |
| E | * INAL * | * CIVIL* | * NEG. * | * OTHER* | * ORCE * | * NITY * | * SUP. * | * LIAB. * | * TIONS* | | | L |
| ***** | | | | | | | | | | | | |
| PENDING CASES AT BEGINNING OF THE YEAR..... | | | | | | | | | | | | |
| INACTIVE BENCH WARRANTS..... | 10 | 0 | 0 | 0 | 0 | 0 | 0 | 0 | 0 | 0 | 0 | 0 |
| INACTIVE NON-SERVICE..... | 20 | 0 | 0 | 0 | 4 | 0 | 35 | 1 | 24 | 0 | 0 | 22 |
| SUBTOTAL (LINE 10 + 20)..... | 30 | 0 | 0 | 0 | 4 | 0 | 35 | 1 | 24 | 0 | 0 | 22 |
| ACTIVE PENDING..... | 40 | 0 | 0 | 22 | 12 | 8 | 81 | 10 | 33 | 0 | 0 | 48 |
| NEW CASES FILED THIS YEAR..... | 50 | 0 | 0 | 47 | 5 | 4 | 144 | 12 | 38 | 0 | 0 | 100 |
| SUBTOTAL ACTIVE CASELOAD (LINE 40 + 50)..... | 60 | 0 | 0 | 69 | 17 | 12 | 225 | 22 | 71 | 0 | 0 | 148 |
| RE-OPENED CASES..... | | | | | | | | | | | | |
| REMANDS FROM HIGHER COURTS..... | 70 | 0 | 0 | 0 | 0 | 0 | 0 | 0 | 0 | 0 | 0 | 0 |
| PROBATION VIOLATIONS..... | 75 | 0 | 0 | 2 | 0 | 0 | 0 | 0 | 0 | 0 | 0 | 2 |
| POST JUDGEMENT PROCEEDINGS..... | 80 | 0 | 0 | 0 | 0 | 0 | 12 | 0 | 0 | 0 | 0 | 2 |
| APPEARANCE AFTER BENCH WARRANT ISSUED..... | 90 | 0 | 0 | 2 | 0 | 0 | 0 | 0 | 0 | 0 | 0 | 2 |
| SERVICE MADE/ARRAIGNMENT..... | 95 | 0 | 0 | 0 | 6 | 1 | 0 | 0 | 0 | 0 | 0 | 13 |
| MISTRIALS..... | 100 | 0 | 0 | 0 | 0 | 0 | 0 | 0 | 0 | 0 | 0 | 0 |
| OTHER..... | 110 | 0 | 0 | 4 | 2 | 0 | 8 | 0 | 0 | 0 | 0 | 10 |
| SUBTOTAL..... | 120 | 0 | 0 | 8 | 8 | 1 | 20 | 0 | 0 | 0 | 0 | 25 |
| TOTAL ACTIVE CASELOAD (LINE 60 + 120)..... | 130 | 0 | 0 | 77 | 25 | 13 | 245 | 22 | 71 | 0 | 0 | 173 |
| JUDICIAL DISPOSITIONS..... | | | | | | | | | | | | |
| GUILTY PLEAS..... | 140 | 0 | 0 | 37 | 0 | 0 | 0 | 0 | 0 | 0 | 0 | 37 |
| TRIALS WITHOUT JURY..... | 150 | 0 | 0 | 1 | 0 | 1 | 3 | 0 | 0 | 0 | 0 | 1 |
| TRIALS BY JURY..... | 160 | 0 | 0 | 1 | 1 | 0 | 0 | 0 | 0 | 0 | 0 | 2 |
| DISMISSALS..... | 170 | 0 | 0 | 11 | 7 | 2 | 16 | 0 | 10 | 0 | 0 | 25 |
| REMANDS TO LOWER COURTS..... | 180 | 0 | 0 | 3 | 0 | 0 | 0 | 0 | 0 | 0 | 0 | 1 |
| NO PROGRESS..... | 190 | 0 | 0 | 0 | 0 | 0 | 46 | 3 | 11 | 0 | 0 | 14 |
| BENCH WARRANTS..... | 200 | 0 | 0 | 6 | 0 | 0 | 0 | 0 | 0 | 0 | 0 | 6 |
| OTHER JUDICIAL DISPOSITIONS..... | 210 | 0 | 0 | 4 | 4 | 4 | 124 | 4 | 18 | 0 | 0 | 49 |
| SUBTOTAL JUDICIAL DISP(ADD 140 THRU 210)..... | 220 | 0 | 0 | 63 | 12 | 7 | 189 | 7 | 39 | 0 | 0 | 90 |
| OTHER DISPOSITIONS..... | | | | | | | | | | | | |
| NON-SERVICE..... | 230 | 0 | 0 | 0 | 2 | 1 | 36 | 7 | 5 | 0 | 0 | 7 |
| TOTAL DISPOSITIONS (LINE 220 + 230)..... | 240 | 0 | 0 | 63 | 14 | 8 | 225 | 14 | 44 | 0 | 0 | 97 |
| PENDING CASES AT END OF YEAR..... | | | | | | | | | | | | |
| INACTIVE BENCH WARRANTS (LINE 10-90+200)..... | 250 | 0 | 0 | 4 | 0 | 0 | 0 | 0 | 0 | 0 | 0 | 4 |
| INACTIVE NON-SERVICE (LINE 20 - 95 +230)..... | 260 | 0 | 0 | 0 | 0 | 0 | 71 | 8 | 29 | 0 | 0 | 16 |
| ACTIVE PENDING (LINE 130 - 240)..... | 270 | 0 | 0 | 14 | 11 | 5 | 20 | 8 | 27 | 0 | 0 | 76 |
| TOTAL CASES PENDING END YEAR(250+260+270)..... | 280 | 0 | 0 | 18 | 11 | 5 | 91 | 16 | 56 | 0 | 0 | 92 |
| CIVIL CASES PENDING OVER TWO YEARS..... | 290 | 0 | 0 | 0 | 2 | 3 | 0 | 0 | 0 | 0 | 0 | 8 |

REPORT OF CIRCUIT CASELOAD

REGION 4

CIRCUIT #19

COURT SUMMARY

| ***** | | | | | | | | | | | | | |
|--|--------|----------|--------|----------|-------|----------|---------|---------|----------|--------|----------|-----|------|
| * APPEALS * *PERSONAL INJ.* FAMILY RELATIONS * | | | | | | | | | | | | | |
| L | ***** | FY | ***** | ***** | ***** | ***** | ***** | ***** | ***** | ***** | ***** | T | |
| I N* | AR * | * CRIM* | ND/NI* | * DO/DM* | DP | * DU/DS* | PROD* | LABOR* | * CL | * ALL | * T | O | |
| N O* | CRIM* | AV | * INAL | * AUTO | * NO | * DIV- | *PATER* | *URES* | UCTS | * REL* | * OTHER* | A | |
| E | * INAL | * CIVIL* | * NEG. | * OTHER* | ORCE | * NITY | * SUP. | * LIAB. | * TIONS* | | | L | |
| ***** | | | | | | | | | | | | | |
| PENDING CASES AT BEGINNING OF THE YEAR..... | | | | | | | | | | | | | |
| INACTIVE BENCH WARRANTS..... | 10 | 0 | 0 | 0 | 0 | 0 | 0 | 0 | 0 | 0 | 0 | 0 | 0 |
| INACTIVE NON-SERVICE..... | 20 | 0 | 0 | 0 | 4 | 0 | 35 | 1 | 24 | 0 | 0 | 22 | 86 |
| SUBTOTAL (LINE 10 + 20)..... | 30 | 0 | 0 | 0 | 4 | 0 | 35 | 1 | 24 | 0 | 0 | 22 | 86 |
| ACTIVE PENDING..... | 40 | 0 | 0 | 53 | 16 | 8 | 112 | 21 | 45 | 2 | 0 | 74 | 331 |
| NEW CASES FILED THIS YEAR..... | 50 | 1 | 0 | 121 | 9 | 5 | 213 | 28 | 71 | 3 | 0 | 153 | 604 |
| SUBTOTAL ACTIVE CASELOAD (LINE 40 + 50)..... | 60 | 1 | 0 | 174 | 25 | 13 | 325 | 49 | 116 | 5 | 0 | 227 | 935 |
| RE-OPENED CASES..... | | | | | | | | | | | | | |
| REMANDS FROM HIGHER COURTS..... | 70 | 0 | 0 | 0 | 0 | 0 | 0 | 0 | 0 | 0 | 0 | 0 | 0 |
| PROBATION VIOLATIONS..... | 75 | 0 | 0 | 2 | 0 | 0 | 0 | 0 | 0 | 0 | 0 | 0 | 2 |
| POST JUDGEMENT PROCEEDINGS..... | 80 | 0 | 0 | 0 | 0 | 0 | 12 | 0 | 46 | 0 | 0 | 2 | 60 |
| APPEARANCE AFTER BENCH WARRANT ISSUED..... | 90 | 0 | 0 | 2 | 0 | 0 | 0 | 0 | 0 | 0 | 0 | 0 | 2 |
| SERVICE MADE/ARRAIGNMENT..... | 95 | 0 | 0 | 0 | 6 | 1 | 0 | 0 | 0 | 0 | 0 | 13 | 20 |
| MISTRIALS..... | 100 | 0 | 0 | 0 | 0 | 0 | 0 | 0 | 0 | 0 | 0 | 0 | 0 |
| OTHER..... | 110 | 0 | 0 | 4 | 2 | 0 | 8 | 0 | 81 | 0 | 0 | 10 | 105 |
| SUBTOTAL..... | 120 | 0 | 0 | 8 | 8 | 1 | 20 | 0 | 12 | 0 | 0 | 25 | 189 |
| TOTAL ACTIVE CASELOAD (LINE 60 + 120)..... | 130 | 1 | 0 | 182 | 33 | 14 | 345 | 49 | 243 | 5 | 0 | 252 | 1124 |
| JUDICIAL DISPOSITIONS..... | | | | | | | | | | | | | |
| GUILTY PLEAS..... | 140 | 0 | 0 | 93 | 0 | 0 | 0 | 0 | 0 | 0 | 0 | 0 | 93 |
| TRIALS WITHOUT JURY..... | 150 | 0 | 0 | 1 | 0 | 1 | 3 | 1 | 0 | 0 | 0 | 1 | 7 |
| TRIALS BY JURY..... | 160 | 0 | 0 | 2 | 1 | 0 | 0 | 0 | 0 | 0 | 0 | 1 | 4 |
| DISMISSALS..... | 170 | 0 | 0 | 16 | 9 | 2 | 24 | 2 | 15 | 1 | 0 | 34 | 103 |
| REMANDS TO LOWER COURTS..... | 180 | 0 | 0 | 9 | 0 | 0 | 0 | 0 | 0 | 0 | 0 | 1 | 10 |
| NO PROGRESS..... | 190 | 0 | 0 | 0 | 0 | 0 | 46 | 3 | 11 | 2 | 0 | 15 | 77 |
| BENCH WARRANTS..... | 200 | 0 | 0 | 6 | 0 | 0 | 0 | 0 | 0 | 0 | 0 | 0 | 6 |
| OTHER JUDICIAL DISPOSITIONS..... | 210 | 0 | 0 | 7 | 6 | 4 | 175 | 14 | 171 | 1 | 0 | 86 | 464 |
| SUBTOTAL JUDICIAL DISP(ADD 140 THRU 210)..... | 220 | 0 | 0 | 134 | 16 | 7 | 248 | 20 | 197 | 4 | 0 | 138 | 764 |
| OTHER DISPOSITIONS..... | | | | | | | | | | | | | |
| NON-SERVICE..... | 230 | 0 | 0 | 0 | 2 | 1 | 36 | 7 | 5 | 0 | 0 | 7 | 58 |
| TOTAL DISPOSITIONS (LINE 220 + 230)..... | 240 | 0 | 0 | 134 | 18 | 8 | 284 | 27 | 202 | 4 | 0 | 145 | 822 |
| PENDING CASES AT END OF YEAR..... | | | | | | | | | | | | | |
| INACTIVE BENCH WARRANTS (LINE 10-90+200)..... | 250 | 0 | 0 | 4 | 0 | 0 | 0 | 0 | 0 | 0 | 0 | 0 | 4 |
| INACTIVE NON-SERVICE (LINE 20 - 95 +230)..... | 260 | 0 | 0 | 0 | 0 | 0 | 71 | 8 | 29 | 0 | 0 | 16 | 124 |
| ACTIVE PENDING (LINE 130 - 240)..... | 270 | 1 | 0 | 48 | 15 | 6 | 61 | 22 | 41 | 1 | 0 | 107 | 302 |
| TOTAL CASES PENDING END YEAR(250+260+270)..... | 280 | 1 | 0 | 52 | 15 | 6 | 132 | 30 | 70 | 1 | 0 | 123 | 430 |
| CIVIL CASES PENDING OVER TWO YEARS..... | 290 | 0 | 0 | 0 | 2 | 3 | 0 | 0 | 0 | 0 | 0 | 8 | 13 |

REPORT OF CIRCUIT CASELOAD

REGION 4

CIRCUIT #21

CLARE COUNTY

| ***** | | | | | | | | | | | | |
|--|-------------|-------------------|----------------------|--------|--------|--------|---------|--------|--------|--------|--------|-----|
| | * APPEALS * | * PERSONAL INJ. * | * FAMILY RELATIONS * | | | | | | | | | |
| L | FY | ND/NI* | DO/DM* DP | DU/DS* | PROD- | CL | ALL | T | | | | |
| N O* | CRIM-* | AV | INAL * | AUTO * | NO | DIV- | *PATER- | URES*/ | UCTS * | RELA- | OTHER* | A |
| E * | INAL * | CIVIL* | | NEG. | OTHER* | ORCE * | NITY * | SUP. | LIAB. | TIONS* | | L |
| ***** | | | | | | | | | | | | |
| PENDING CASES AT BEGINNING OF THE YEAR..... | | | | | | | | | | | | |
| INACTIVE BENCH WARRANTS..... | 10 | 0 | 0 | 4 | 0 | 0 | 0 | 0 | 0 | 0 | 0 | 4 |
| INACTIVE NON-SERVICE..... | 20 | 0 | 0 | 0 | 1 | 0 | 13 | 2 | 6 | 0 | 0 | 23 |
| SUBTOTAL (LINE 10 + 20)..... | 30 | 0 | 0 | 4 | 1 | 0 | 13 | 2 | 6 | 0 | 0 | 27 |
| ACTIVE PENDING..... | 40 | 2 | 3 | 43 | 17 | 7 | 120 | 8 | 12 | 0 | 1 | 298 |
| NEW CASES FILED THIS YEAR..... | 50 | 0 | 0 | 76 | 10 | 2 | 102 | 17 | 76 | 0 | 0 | 376 |
| SUBTOTAL ACTIVE CASELOAD (LINE 40 + 50)..... | 60 | 2 | 3 | 119 | 27 | 9 | 222 | 25 | 88 | 0 | 1 | 674 |
| RE-OPENED CASES..... | | | | | | | | | | | | |
| REMANDS FROM HIGHER COURTS..... | 70 | 0 | 0 | 0 | 0 | 0 | 0 | 0 | 0 | 0 | 0 | 0 |
| PROBATION VIOLATIONS..... | 75 | 0 | 0 | 0 | 0 | 0 | 0 | 0 | 0 | 0 | 0 | 0 |
| POST JUDGEMENT PROCEEDINGS..... | 80 | 0 | 0 | 0 | 0 | 0 | 5 | 0 | 0 | 0 | 0 | 6 |
| APPEARANCE AFTER BENCH WARRANT ISSUED..... | 90 | 0 | 0 | 5 | 0 | 0 | 0 | 0 | 1 | 0 | 0 | 6 |
| SERVICE MADE/ARRAIGNMENT..... | 95 | 0 | 0 | 0 | 0 | 0 | 12 | 1 | 6 | 0 | 0 | 20 |
| MISTRIALS..... | 100 | 0 | 0 | 0 | 0 | 0 | 0 | 0 | 0 | 0 | 0 | 0 |
| OTHER..... | 110 | 0 | 0 | 0 | 0 | 0 | 6 | 1 | 0 | 0 | 0 | 7 |
| SUBTOTAL..... | 120 | 0 | 0 | 5 | 0 | 0 | 23 | 2 | 7 | 0 | 0 | 39 |
| TOTAL ACTIVE CASELOAD (LINE 60 + 120)..... | 130 | 2 | 3 | 124 | 27 | 9 | 245 | 27 | 95 | 0 | 1 | 713 |
| JUDICIAL DISPOSITIONS..... | | | | | | | | | | | | |
| GUILTY PLEAS..... | 140 | 0 | 0 | 79 | 0 | 0 | 0 | 0 | 0 | 0 | 0 | 79 |
| TRIALS WITHOUT JURY..... | 150 | 0 | 0 | 0 | 0 | 0 | 17 | 0 | 0 | 0 | 0 | 20 |
| TRIALS BY JURY..... | 160 | 0 | 0 | 6 | 2 | 0 | 0 | 2 | 0 | 0 | 0 | 12 |
| DISMISSALS..... | 170 | 0 | 0 | 12 | 5 | 4 | 34 | 7 | 27 | 0 | 1 | 107 |
| REMANDS TO LOWER COURTS..... | 180 | 1 | 0 | 3 | 0 | 0 | 0 | 0 | 0 | 0 | 0 | 4 |
| NO PROGRESS..... | 190 | 0 | 0 | 0 | 0 | 0 | 2 | 1 | 0 | 0 | 0 | 5 |
| BENCH WARRANTS..... | 200 | 0 | 0 | 3 | 0 | 0 | 0 | 0 | 1 | 0 | 0 | 4 |
| OTHER JUDICIAL DISPOSITIONS..... | 210 | 1 | 1 | 8 | 2 | 0 | 72 | 9 | 45 | 0 | 0 | 185 |
| SUBTOTAL JUDICIAL DISP(ADD 140 THRU 210)..... | 220 | 2 | 1 | 111 | 9 | 4 | 125 | 19 | 73 | 0 | 1 | 416 |
| OTHER DISPOSITIONS..... | | | | | | | | | | | | |
| NON-SERVICE..... | 230 | 0 | 0 | 0 | 1 | 0 | 10 | 2 | 0 | 0 | 0 | 13 |
| TOTAL DISPOSITIONS (LINE 220 + 230)..... | 240 | 2 | 1 | 111 | 10 | 4 | 135 | 21 | 73 | 0 | 1 | 429 |
| PENDING CASES AT END OF YEAR..... | | | | | | | | | | | | |
| INACTIVE BENCH WARRANTS (LINE 10-90+200)..... | 250 | 0 | 0 | 2 | 0 | 0 | 0 | 0 | 0 | 0 | 0 | 2 |
| INACTIVE NON-SERVICE (LINE 20 - 95 +230)..... | 260 | 0 | 0 | 0 | 2 | 0 | 11 | 3 | 0 | 0 | 0 | 16 |
| ACTIVE PENDING (LINE 130 - 240)..... | 270 | 0 | 2 | 13 | 17 | 5 | 110 | 6 | 22 | 0 | 0 | 284 |
| TOTAL CASES PENDING END YEAR(250+260+270)..... | 280 | 0 | 2 | 15 | 19 | 5 | 121 | 9 | 22 | 0 | 0 | 302 |
| CIVIL CASES PENDING OVER TWO YEARS..... | 290 | 0 | 0 | 0 | 0 | 0 | 0 | 0 | 0 | 0 | 0 | 0 |

CONTINUED

3 of 9

REGION 4

REPORT OF CIRCUIT CASELOAD

CIRCUIT #21

GLADWIN COUNTY

| ***** | | | | | | | | | | | | |
|--|----------|-----------|-----------------|----------|---------|----------|----------|-------|-------|-------|-------|-----|
| * APPEALS * *PERSONAL INJ.* FAMILY RELATIONS * | | | | | | | | | | | | |
| L | ***** | | FY | ***** | | ***** | ***** | ***** | ***** | ***** | ***** | T |
| I N * AR + | * CRIM- | ND/NI* | * DO/DM* DP | * DU/DS* | NP | * CL | * ALL | * T | ***** | | | |
| N O * CRIM-+ AV | * INAL + | AUTO * NO | * DIV- *PATER-* | URES*/ | UCTS | * REL- | * OTHER* | A | ***** | | | |
| E * INAL + CIVIL* | * NEG. | OTHER* | ORCE * NITY | * SUP. | * LIAB. | * TIONS* | * L | ***** | | | | |
| PENDING CASES AT BEGINNING OF THE YEAR..... | | | | | | | | | | | | |
| INACTIVE BENCH WARRANTS..... | 10 | 0 | 0 | 0 | 0 | 0 | 0 | 0 | 0 | 0 | 0 | 0 |
| INACTIVE NON-SERVICE..... | 20 | 0 | 0 | 0 | 0 | 0 | 0 | 0 | 0 | 0 | 0 | 0 |
| SUBTOTAL (LINE 10 + 20)..... | 30 | 0 | 0 | 0 | 0 | 0 | 0 | 0 | 0 | 0 | 0 | 0 |
| ACTIVE PENDING..... | 40 | 1 | 0 | 40 | 16 | 6 | 76 | 7 | 11 | 2 | 1 | 47 |
| NEW CASES FILED THIS YEAR..... | 50 | 0 | 0 | 59 | 9 | 1 | 103 | 8 | 34 | 0 | 0 | 207 |
| SUBTOTAL ACTIVE CASELOAD (LINE 40 + 50)..... | 60 | 1 | 2 | 99 | 25 | 7 | 179 | 15 | 45 | 2 | 1 | 261 |
| RE-OPENED CASES..... | | | | | | | | | | | | |
| REMANDS FROM HIGHER COURTS..... | 70 | 0 | 0 | 0 | 0 | 0 | 0 | 0 | 0 | 0 | 0 | 0 |
| PROBATION VIOLATIONS..... | 75 | 0 | 0 | 0 | 0 | 0 | 0 | 0 | 0 | 0 | 0 | 0 |
| POST JUDGEMENT PROCEEDINGS..... | 80 | 0 | 0 | 0 | 0 | 0 | 0 | 0 | 0 | 0 | 0 | 0 |
| APPEARANCE AFTER BENCH WARRANT ISSUED..... | 90 | 0 | 0 | 0 | 0 | 0 | 0 | 0 | 0 | 0 | 0 | 0 |
| SERVICE MADE/ARRAIGNMENT..... | 95 | 0 | 0 | 0 | 0 | 0 | 0 | 0 | 0 | 0 | 0 | 0 |
| MISTRIALS..... | 100 | 0 | 0 | 0 | 0 | 0 | 0 | 0 | 0 | 0 | 0 | 0 |
| OTHER..... | 110 | 0 | 0 | 0 | 0 | 0 | 0 | 0 | 0 | 0 | 0 | 0 |
| SUBTOTAL..... | 120 | 0 | 0 | 0 | 0 | 0 | 0 | 0 | 0 | 0 | 0 | 0 |
| TOTAL ACTIVE CASELOAD (LINE 60 + 120)..... | 130 | 1 | 2 | 99 | 25 | 7 | 179 | 15 | 45 | 2 | 1 | 468 |
| JUDICIAL DISPOSITIONS..... | | | | | | | | | | | | |
| GUILTY PLEAS..... | 140 | 0 | 0 | 33 | 0 | 0 | 0 | 0 | 0 | 0 | 0 | 33 |
| TRIALS WITHOUT JURY..... | 150 | 0 | 0 | 2 | 0 | 0 | 1 | 0 | 0 | 0 | 0 | 10 |
| TRIALS BY JURY..... | 160 | 0 | 0 | 5 | 0 | 0 | 0 | 0 | 0 | 0 | 7 | 7 |
| DISMISSALS..... | 170 | 0 | 0 | 13 | 8 | 1 | 20 | 3 | 11 | 1 | 0 | 60 |
| REMANDS TO LOWER COURTS..... | 180 | 0 | 0 | 1 | 0 | 0 | 0 | 0 | 0 | 0 | 0 | 1 |
| NO PROGRESS..... | 190 | 0 | 0 | 0 | 0 | 0 | 8 | 0 | 0 | 0 | 0 | 8 |
| BENCH WARRANTS..... | 200 | 0 | 0 | 0 | 0 | 0 | 0 | 0 | 0 | 0 | 0 | 0 |
| OTHER JUDICIAL DISPOSITIONS..... | 210 | 0 | 0 | 16 | 3 | 1 | 78 | 3 | 12 | 0 | 0 | 135 |
| SUBTOTAL JUDICIAL DISP(ADD 140 THRU 210)..... | 220 | 0 | 0 | 70 | 11 | 2 | 107 | 6 | 23 | 1 | 0 | 254 |
| OTHER DISPOSITIONS..... | | | | | | | | | | | | |
| NON-SERVICE..... | 230 | 0 | 0 | 0 | 0 | 0 | 0 | 0 | 0 | 0 | 0 | 0 |
| TOTAL DISPOSITIONS (LINE 220 + 230)..... | 240 | 0 | 0 | 70 | 11 | 2 | 107 | 6 | 23 | 1 | 0 | 254 |
| PENDING CASES AT END OF YEAR..... | | | | | | | | | | | | |
| INACTIVE BENCH WARRANTS (LINE 10-90+200)..... | 250 | 0 | 0 | 0 | 0 | 0 | 0 | 0 | 0 | 0 | 0 | 0 |
| INACTIVE NON-SERVICE (LINE 20 - 95 +230)..... | 260 | 0 | 0 | 0 | 0 | 0 | 0 | 0 | 0 | 0 | 0 | 0 |
| ACTIVE PENDING (LINE 130 - 240)..... | 270 | 1 | 2 | 29 | 14 | 5 | 72 | 9 | 22 | 1 | 1 | 214 |
| TOTAL CASES PENDING END YEAR(250+260+270)..... | 280 | 1 | 2 | 29 | 14 | 5 | 72 | 9 | 22 | 1 | 1 | 214 |
| CIVIL CASES PENDING OVER TWO YEARS..... | 290 | 0 | 0 | 0 | 0 | 0 | 0 | 0 | 0 | 0 | 0 | 0 |

REPORT OF CIRCUIT CASELOAD

REGION 4

CIRCUIT #21

ISABELLA COUNTY

| ***** | | | | | | | | | | | | |
|--|----------------------|---|---------------------------|-----|----|-----|-----|----|----|---|-----|------|
| | * APPEALS * | * PERSONAL INJ. * | * FAMILY RELATIONS * | | | | | | | | | * T |
| L ***** | FY ***** | ***** | | | | | | | | | | * O |
| I N * AR * | * CRIM- * ND/NI * | * DO/DM * DP * | * DU/DS * PROD- * LABOR * | | | | | | | | | * T |
| N O * CRIM- * AV * | * INAL * AUTO * NO * | * DIV- * PATER- * URESA/ * UCTS * RELA- * OTHER * | | | | | | | | | | * A |
| E * INAL * CIVIL * | * NEG. * OTHER * | * ORCE * NITY * SUP. * LIAB. * TIONS * | | | | | | | | | | * L |
| ***** | | | | | | | | | | | | |
| PENDING CASES AT BEGINNING OF THE YEAR..... | | | | | | | | | | | | |
| INACTIVE BENCH WARRANTS..... | 10 | 0 | 0 | 0 | 0 | 0 | 0 | 0 | 0 | 0 | 0 | 0 |
| INACTIVE NON-SERVICE..... | 20 | 0 | 0 | 0 | 0 | 0 | 0 | 0 | 0 | 0 | 0 | 0 |
| SUBTOTAL (LINE 10 + 20)..... | 30 | 0 | 0 | 0 | 0 | 0 | 0 | 0 | 0 | 0 | 0 | 0 |
| ACTIVE PENDING..... | 40 | 8 | 44 | 17 | 2 | 207 | 19 | 26 | 2 | 0 | 101 | 426 |
| NEW CASES FILED THIS YEAR..... | 50 | 2 | 2 | 93 | 24 | 0 | 275 | 28 | 50 | 1 | 0 | 567 |
| SUBTOTAL ACTIVE CASELOAD (LINE 40 + 50)..... | 60 | 2 | 10 | 137 | 41 | 2 | 482 | 47 | 76 | 3 | 0 | 993 |
| RE-OPENED CASES..... | | | | | | | | | | | | |
| REMANDS FROM HIGHER COURTS..... | 70 | 0 | 0 | 0 | 0 | 0 | 0 | 0 | 0 | 0 | 0 | 0 |
| PROBATION VIOLATIONS..... | 75 | 0 | 0 | 0 | 0 | 0 | 0 | 0 | 0 | 0 | 0 | 0 |
| POST JUDGEMENT PROCEEDINGS..... | 80 | 0 | 0 | 0 | 0 | 0 | 10 | 0 | 0 | 0 | 0 | 10 |
| APPEARANCE AFTER BENCH WARRANT ISSUED..... | 90 | 0 | 0 | 0 | 0 | 0 | 0 | 0 | 0 | 0 | 0 | 0 |
| SERVICE MADE/ARRAIGNMENT..... | 95 | 0 | 0 | 0 | 0 | 0 | 0 | 0 | 0 | 0 | 0 | 0 |
| MISTRIALS..... | 100 | 0 | 0 | 0 | 0 | 0 | 0 | 0 | 0 | 0 | 0 | 0 |
| OTHER..... | 110 | 0 | 0 | 0 | 0 | 0 | 0 | 0 | 0 | 0 | 0 | 0 |
| SUBTOTAL..... | 120 | 0 | 0 | 0 | 0 | 0 | 10 | 0 | 0 | 0 | 0 | 10 |
| TOTAL ACTIVE CASELOAD (LINE 60 + 120)..... | 130 | 2 | 10 | 137 | 41 | 2 | 492 | 47 | 76 | 3 | 0 | 1003 |
| JUDICIAL DISPOSITIONS..... | | | | | | | | | | | | |
| GUILTY PLEAS..... | 140 | 0 | 0 | 0 | 0 | 0 | 0 | 0 | 0 | 0 | 0 | 0 |
| TRIALS WITHOUT JURY..... | 150 | 0 | 0 | 1 | 0 | 0 | 41 | 0 | 0 | 0 | 2 | 44 |
| TRIALS BY JURY..... | 160 | 0 | 0 | 6 | 1 | 0 | 0 | 0 | 1 | 0 | 1 | 9 |
| DISMISSALS..... | 170 | 0 | 0 | 13 | 3 | 0 | 11 | 6 | 3 | 0 | 8 | 44 |
| REMANDS TO LOWER COURTS..... | 180 | 0 | 2 | 5 | 0 | 0 | 0 | 0 | 0 | 0 | 0 | 7 |
| NO PROGRESS..... | 190 | 0 | 2 | 0 | 0 | 0 | 16 | 5 | 18 | 0 | 7 | 48 |
| BENCH WARRANTS..... | 200 | 0 | 0 | 0 | 0 | 0 | 0 | 0 | 0 | 0 | 0 | 0 |
| OTHER JUDICIAL DISPOSITIONS..... | 210 | 0 | 0 | 49 | 4 | 1 | 216 | 20 | 38 | 0 | 69 | 397 |
| SUBTOTAL JUDICIAL DISP(ADD 140 THRU 210)..... | 220 | 0 | 4 | 74 | 8 | 1 | 284 | 31 | 59 | 1 | 0 | 549 |
| OTHER DISPOSITIONS..... | | | | | | | | | | | | |
| NON-SERVICE..... | 230 | 0 | 0 | 0 | 0 | 0 | 0 | 0 | 0 | 0 | 0 | 0 |
| TOTAL DISPOSITIONS (LINE 220 + 230)..... | 240 | 0 | 4 | 74 | 8 | 1 | 284 | 31 | 59 | 1 | 0 | 549 |
| PENDING CASES AT END OF YEAR..... | | | | | | | | | | | | |
| INACTIVE BENCH WARRANTS (LINE 10-90+200)..... | 250 | 0 | 0 | 0 | 0 | 0 | 0 | 0 | 0 | 0 | 0 | 0 |
| INACTIVE NON-SERVICE (LINE 20 - 95 +230)..... | 260 | 0 | 0 | 0 | 0 | 0 | 0 | 0 | 0 | 0 | 0 | 0 |
| ACTIVE PENDING (LINE 130 - 240)..... | 270 | 2 | 6 | 63 | 33 | 1 | 208 | 16 | 17 | 2 | 0 | 454 |
| TOTAL CASES PENDING END YEAR(250+260+270)..... | 280 | 2 | 6 | 63 | 33 | 1 | 208 | 16 | 17 | 2 | 0 | 454 |
| CIVIL CASES PENDING OVER TWO YEARS..... | 290 | 0 | 0 | 0 | 0 | 0 | 0 | 0 | 0 | 0 | 0 | 0 |

REPORT OF CIRCUIT CASELOAD

REGION 4

CIRCUIT #21

COURT SUMMARY

| ***** | | | | | | | | | | | | | |
|--|-------------|--------------------|-------------------|-----------|----------------------|-----------|----------|----|--------|---|---------|-----|------|
| | * APPEALS * | | * PERSONAL INJ. * | | * FAMILY RELATIONS * | | * NP * | | * CL * | | * ALL * | | T |
| L | ***** FY | | ***** | | ***** | | ***** | | ***** | | ***** | | O |
| I N * AR * | * CRIM- | * ND/NI* | * DO/DM* | * DP | * DU/DS* | * PROD- | * LABOR* | | | | | T | |
| N O * CRIM-* | AV | * INAL * AUTO * NO | * DIV- | * PATER-* | * URESA/ | * UCTS * | * RELA- | | | | | A | |
| E * INAL * CIVIL* | * NEG. * | * OTHER* | * ORCE * | * NITY * | * SUP. * | * LIAB. * | * TIONS* | | | | | L | |
| ***** | | | | | | | | | | | | | |
| PENDING CASES AT BEGINNING OF THE YEAR..... | | | | | | | | | | | | | |
| INACTIVE BENCH WARRANTS..... | 10 | 0 | 0 | 4 | 0 | 0 | 0 | 0 | 0 | 0 | 0 | 0 | 4 |
| INACTIVE NON-SERVICE..... | 20 | 0 | 0 | 0 | 1 | 0 | 13 | 2 | 6 | 0 | 0 | 1 | 23 |
| SUBTOTAL (LINE 10 + 20)..... | 30 | 0 | 0 | 4 | 1 | 0 | 13 | 2 | 6 | 0 | 0 | 1 | 27 |
| ACTIVE PENDING..... | 40 | 3 | 11 | 127 | 50 | 15 | 403 | 34 | 49 | 4 | 2 | 233 | 931 |
| NEW CASES FILED THIS YEAR..... | 50 | 2 | 4 | 228 | 43 | 3 | 480 | 53 | 160 | 1 | 0 | 230 | 1204 |
| SUBTOTAL ACTIVE CASELOAD (LINE 40 + 50)..... | 60 | 5 | 15 | 355 | 93 | 18 | 883 | 87 | 209 | 5 | 2 | 463 | 2135 |
| RE-OPENED CASES..... | | | | | | | | | | | | | |
| REMANDS FROM HIGHER COURTS..... | 70 | 0 | 0 | 0 | 0 | 0 | 0 | 0 | 0 | 0 | 0 | 0 | 0 |
| PROBATION VIOLATIONS..... | 75 | 0 | 0 | 0 | 0 | 0 | 0 | 0 | 0 | 0 | 0 | 0 | 0 |
| POST JUDGEMENT PROCEEDINGS..... | 80 | 0 | 0 | 0 | 0 | 0 | 15 | 0 | 0 | 0 | 0 | 1 | 16 |
| APPEARANCE AFTER BENCH WARRANT ISSUED..... | 90 | 0 | 0 | 5 | 0 | 0 | 0 | 0 | 1 | 0 | 0 | 0 | 6 |
| SERVICE MADE/ARRAIGNMENT..... | 95 | 0 | 0 | 0 | 0 | 0 | 12 | 1 | 6 | 0 | 0 | 1 | 20 |
| MISTRIALS..... | 100 | 0 | 0 | 0 | 0 | 0 | 0 | 0 | 0 | 0 | 0 | 0 | 0 |
| OTHER..... | 110 | 0 | 0 | 0 | 0 | 0 | 6 | 1 | 0 | 0 | 0 | 0 | 7 |
| SUBTOTAL..... | 120 | 0 | 0 | 5 | 0 | 0 | 33 | 2 | 7 | 0 | 0 | 2 | 49 |
| TOTAL ACTIVE CASELOAD (LINE 60 + 120)..... | 130 | 5 | 15 | 360 | 93 | 18 | 916 | 89 | 216 | 5 | 2 | 465 | 2184 |
| JUDICIAL DISPOSITIONS..... | | | | | | | | | | | | | |
| GUILTY PLEAS..... | 140 | 0 | 0 | 112 | 0 | 0 | 0 | 0 | 0 | 0 | 0 | 0 | 112 |
| TRIALS WITHOUT JURY..... | 150 | 0 | 0 | 3 | 0 | 0 | 59 | 0 | 0 | 0 | 0 | 12 | 74 |
| TRIALS BY JURY..... | 160 | 0 | 0 | 17 | 3 | 0 | 0 | 2 | 0 | 1 | 0 | 5 | 28 |
| DISMISSALS..... | 170 | 0 | 0 | 38 | 16 | 5 | 65 | 16 | 41 | 1 | 1 | 28 | 211 |
| REMANDS TO LOWER COURTS..... | 180 | 1 | 2 | 9 | 0 | 0 | 0 | 0 | 0 | 0 | 0 | 0 | 12 |
| NO PROGRESS..... | 190 | 0 | 2 | 0 | 0 | 0 | 26 | 6 | 18 | 0 | 0 | 9 | 61 |
| BENCH WARRANTS..... | 200 | 0 | 0 | 3 | 0 | 0 | 0 | 0 | 1 | 0 | 0 | 0 | 4 |
| OTHER JUDICIAL DISPOSITIONS..... | 210 | 1 | 1 | 73 | 9 | 2 | 366 | 32 | 95 | 0 | 0 | 138 | 717 |
| SUBTOTAL JUDICIAL DISP(ADD 140 THRU 210)..... | 220 | 2 | 5 | 255 | 28 | 7 | 516 | 56 | 155 | 2 | 1 | 192 | 1219 |
| OTHER DISPOSITIONS..... | | | | | | | | | | | | | |
| NON-SERVICE..... | 230 | 0 | 0 | 0 | 1 | 0 | 10 | 2 | 0 | 0 | 0 | 0 | 13 |
| TOTAL DISPOSITIONS (LINE 220 + 230)..... | 240 | 2 | 5 | 255 | 29 | 7 | 526 | 58 | 155 | 2 | 1 | 192 | 1232 |
| PENDING CASES AT END OF YEAR..... | | | | | | | | | | | | | |
| INACTIVE BENCH WARRANTS (LINE 10-90+200)..... | 250 | 0 | 0 | 2 | 0 | 0 | 0 | 0 | 0 | 0 | 0 | 0 | 2 |
| INACTIVE NON-SERVICE (LINE 20 - 95 +230)..... | 260 | 0 | 0 | 0 | 2 | 0 | 11 | 3 | 0 | 0 | 0 | 0 | 16 |
| ACTIVE PENDING (LINE 130 - 240)..... | 270 | 3 | 10 | 105 | 64 | 11 | 390 | 31 | 61 | 3 | 1 | 273 | 952 |
| TOTAL CASES PENDING END YEAR(250+260+270)..... | 280 | 3 | 10 | 107 | 66 | 11 | 401 | 34 | 61 | 3 | 1 | 273 | 970 |
| CIVIL CASES PENDING OVER TWO YEARS..... | 290 | 0 | 0 | 0 | 0 | 0 | 0 | 0 | 0 | 0 | 0 | 0 | 0 |

REPORT OF CIRCUIT CASELOAD

REGION 4

CIRCUIT #23

ALCONA COUNTY

| ***** | | | | | | | | | | | | |
|--|-------------|-------------------|----------------------|----------|--------|--------|---------|---------|--------|-------|--------|-------|
| | * APPEALS * | * PERSONAL INJ. * | * FAMILY RELATIONS * | | | * NP * | * CL * | * ALL * | * T | ***** | | |
| L | ***** | FY | ***** | ***** | ***** | ***** | ***** | ***** | ***** | ***** | ***** | ***** |
| I N* | AR * | * CRIM- | ND/NI* | * DO/DM* | DP * | DU/DS* | PROD- | LABOR* | * T | ***** | | |
| N O* | CRIM- | AV * | INAL * | AUTO * | NO * | DIV- | *PATER- | *URES* | UCTS * | RELA- | OTHER* | A |
| E * | INAL * | CIVIL* | * NEG. | * OTHER* | ORCE * | NITY * | SUP. * | LIAB. * | TIONS* | * L | ***** | |
| ***** | | | | | | | | | | | | |
| PENDING CASES AT BEGINNING OF THE YEAR..... | | | | | | | | | | | | |
| INACTIVE BENCH WARRANTS..... | 10 | 0 | 0 | 0 | 0 | 0 | 2 | 0 | 0 | 0 | 0 | 2 |
| INACTIVE NON-SERVICE..... | 20 | 0 | 0 | 0 | 0 | 0 | 0 | 3 | 0 | 0 | 0 | 5 |
| SUBTOTAL (LINE 10 + 20)..... | 30 | 0 | 0 | 0 | 0 | 0 | 2 | 0 | 3 | 0 | 0 | 7 |
| ACTIVE PENDING..... | 40 | 0 | 0 | 4 | 7 | 5 | 0 | 2 | 15 | 0 | 0 | 54 |
| NEW CASES FILED THIS YEAR..... | 50 | 0 | 0 | 19 | 2 | 2 | 51 | 5 | 23 | 0 | 0 | 134 |
| SUBTOTAL ACTIVE CASELOAD (LINE 40 + 50)..... | 60 | 0 | 0 | 23 | 9 | 7 | 51 | 7 | 38 | 0 | 0 | 188 |
| RE-OPENED CASES..... | | | | | | | | | | | | |
| REMANDS FROM HIGHER COURTS..... | 70 | 0 | 0 | 0 | 0 | 0 | 0 | 0 | 0 | 0 | 0 | 0 |
| PROBATION VIOLATIONS..... | 75 | 0 | 0 | 0 | 0 | 0 | 0 | 0 | 0 | 0 | 0 | 0 |
| POST JUDGEMENT PROCEEDINGS..... | 80 | 0 | 0 | 0 | 0 | 0 | 2 | 0 | 0 | 0 | 0 | 2 |
| APPEARANCE AFTER BENCH WARRANT ISSUED..... | 90 | 0 | 0 | 0 | 0 | 0 | 0 | 0 | 0 | 0 | 0 | 0 |
| SERVICE MADE/ARRAIGNMENT..... | 95 | 0 | 0 | 0 | 0 | 0 | 0 | 0 | 0 | 0 | 0 | 0 |
| MISTRIALS..... | 100 | 0 | 0 | 0 | 0 | 0 | 0 | 0 | 0 | 0 | 0 | 0 |
| OTHER..... | 110 | 0 | 0 | 0 | 0 | 0 | 0 | 0 | 0 | 0 | 1 | 1 |
| SUBTOTAL..... | 120 | 0 | 0 | 0 | 0 | 0 | 2 | 0 | 0 | 0 | 1 | 3 |
| TOTAL ACTIVE CASELOAD (LINE 60 + 120)..... | 130 | 0 | 0 | 23 | 9 | 7 | 53 | 7 | 38 | 0 | 0 | 191 |
| JUDICIAL DISPOSITIONS..... | | | | | | | | | | | | |
| GUILTY PLEAS..... | 140 | 0 | 0 | 7 | 0 | 0 | 0 | 0 | 0 | 0 | 0 | 7 |
| TRIALS WITHOUT JURY..... | 150 | 0 | 0 | 0 | 0 | 0 | 1 | 0 | 0 | 0 | 0 | 1 |
| TRIALS BY JURY..... | 160 | 0 | 0 | 0 | 2 | 0 | 0 | 0 | 0 | 0 | 0 | 2 |
| DISMISSALS..... | 170 | 0 | 0 | 10 | 1 | 0 | 5 | 0 | 0 | 0 | 6 | 22 |
| REMANDS TO LOWER COURTS..... | 180 | 0 | 0 | 0 | 0 | 0 | 0 | 0 | 0 | 0 | 0 | 0 |
| NO PROGRESS..... | 190 | 0 | 0 | 0 | 0 | 0 | 0 | 0 | 0 | 0 | 0 | 0 |
| BENCH WARRANTS..... | 200 | 0 | 0 | 0 | 0 | 0 | 0 | 0 | 0 | 0 | 0 | 0 |
| OTHER JUDICIAL DISPOSITIONS..... | 210 | 0 | 0 | 1 | 0 | 0 | 41 | 0 | 1 | 0 | 3 | 46 |
| SUBTOTAL JUDICIAL DISP(ADD 140 THRU 210)..... | 220 | 0 | 0 | 18 | 3 | 0 | 47 | 0 | 1 | 0 | 9 | 78 |
| OTHER DISPOSITIONS..... | | | | | | | | | | | | |
| NON-SERVICE..... | 230 | 0 | 0 | 0 | 0 | 1 | 6 | 0 | 3 | 0 | 1 | 11 |
| TOTAL DISPOSITIONS (LINE 220 + 230)..... | 240 | 0 | 0 | 18 | 3 | 1 | 53 | 0 | 4 | 0 | 10 | 89 |
| PENDING CASES AT END OF YEAR..... | | | | | | | | | | | | |
| INACTIVE BENCH WARRANTS (LINE 10-90+200)..... | 250 | 0 | 0 | 0 | 0 | 0 | 2 | 0 | 0 | 0 | 0 | 2 |
| INACTIVE NON-SERVICE (LINE 20 - 95 +230)..... | 260 | 0 | 0 | 0 | 0 | 1 | 6 | 0 | 6 | 0 | 3 | 16 |
| ACTIVE PENDING (LINE 130 - 240)..... | 270 | 0 | 0 | 5 | 6 | 6 | 0 | 7 | 34 | 0 | 44 | 102 |
| TOTAL CASES PENDING END YEAR(250+260+270)..... | 280 | 0 | 0 | 5 | 6 | 7 | 8 | 7 | 40 | 0 | 47 | 120 |
| CIVIL CASES PENDING OVER TWO YEARS..... | 290 | 0 | 0 | 0 | 0 | 0 | 0 | 0 | 0 | 0 | 0 | 0 |

REGION 4

REPORT OF CIRCUIT CASELOAD

CIRCUIT #23

IOSCO COUNTY

| ***** | | | | | | | | | | | | | |
|--|-------|-------|-----------------|-------|----------------------|-------|-------|--------|-------|-------|-------|-----|---|
| * APPEALS * | | | *PERSONAL INJ.* | | * FAMILY RELATIONS * | | | | | | | | |
| L | ***** | | FY | ***** | | | | | | | | | T |
| I | N | AR | CRIM- | ND/NI | DO/DM | DP | DU/DS | NP | CL | ALL | | O | |
| N | O | CRIM- | AV | INAL | AUTO | NO | DIV- | PATER- | URES/ | UCTS | RELA- | T | |
| E | | INAL | CIVIL | | NEG. | OTHER | ORCE | NITY | SUP. | LIAB. | TIONS | A | |
| ***** | | | | | | | | | | | | | |
| PENDING CASES AT BEGINNING OF THE YEAR..... | | | | | | | | | | | | | |
| INACTIVE BENCH WARRANTS..... | 10 | 0 | 0 | 4 | 0 | 0 | 2 | 1 | 1 | 0 | 0 | 1 | |
| INACTIVE NON-SERVICE..... | 20 | 0 | 0 | 0 | 1 | 1 | 15 | 7 | 9 | 0 | 0 | 9 | |
| SUBTOTAL (LINE 10 + 20)..... | 30 | 0 | 0 | 4 | 1 | 1 | 17 | 8 | 10 | 0 | 0 | 10 | |
| ACTIVE PENDING..... | 40 | 0 | 1 | 31 | 15 | 15 | 107 | 6 | 10 | 3 | 1 | 44 | |
| NEW CASES FILED THIS YEAR..... | 50 | 3 | 0 | 146 | 11 | 4 | 157 | 13 | 64 | 0 | 0 | 74 | |
| SUBTOTAL ACTIVE CASELOAD (LINE 40 + 50)..... | 60 | 3 | 1 | 177 | 26 | 19 | 264 | 19 | 74 | 3 | 1 | 118 | |
| RE-OPENED CASES..... | | | | | | | | | | | | | |
| REMANDS FROM HIGHER COURTS..... | 70 | 0 | 0 | 1 | 0 | 1 | 0 | 0 | 0 | 0 | 0 | 0 | |
| PROBATION VIOLATIONS..... | 75 | 0 | 0 | 8 | 0 | 0 | 0 | 0 | 0 | 0 | 0 | 0 | |
| POST JUDGEMENT PROCEEDINGS..... | 80 | 0 | 0 | 0 | 0 | 0 | 76 | 0 | 1 | 0 | 0 | 0 | |
| APPEARANCE AFTER BENCH WARRANT ISSUED..... | 90 | 0 | 0 | 4 | 0 | 0 | 5 | 0 | 1 | 0 | 0 | 0 | |
| SERVICE MADE/ARRAIGNMENT..... | 95 | 0 | 0 | 0 | 2 | 1 | 38 | 10 | 10 | 0 | 0 | 18 | |
| MISTRIALS..... | 100 | 0 | 0 | 0 | 0 | 0 | 0 | 0 | 0 | 0 | 0 | 18 | |
| OTHER..... | 110 | 0 | 0 | 8 | 2 | 0 | 1 | 3 | 6 | 0 | 0 | 0 | |
| SUBTOTAL..... | 120 | 0 | 0 | 21 | 4 | 2 | 120 | 13 | 18 | 0 | 0 | 11 | |
| TOTAL ACTIVE CASELOAD (LINE 60 + 120)..... | 130 | 3 | 1 | 198 | 30 | 21 | 384 | 32 | 92 | 3 | 1 | 148 | |
| JUDICIAL DISPOSITIONS..... | | | | | | | | | | | | | |
| GUILTY PLEAS..... | 140 | 0 | 0 | 90 | 0 | 0 | 0 | 0 | 0 | 0 | 0 | 0 | |
| TRIALS WITHOUT JURY..... | 150 | 0 | 0 | 1 | 0 | 0 | 16 | 0 | 0 | 0 | 0 | 8 | |
| TRIALS BY JURY..... | 160 | 0 | 0 | 1 | 1 | 0 | 0 | 0 | 0 | 0 | 0 | 2 | |
| DISMISSALS..... | 170 | 0 | 0 | 33 | 0 | 1 | 0 | 3 | 12 | 0 | 0 | 1 | |
| REMANDS TO LOWER COURTS..... | 180 | 0 | 1 | 5 | 0 | 0 | 0 | 0 | 0 | 0 | 0 | 0 | |
| NO PROGRESS..... | 190 | 0 | 0 | 0 | 1 | 0 | 8 | 2 | 5 | 0 | 0 | 7 | |
| BENCH WARRANTS..... | 200 | 0 | 0 | 4 | 0 | 0 | 3 | 1 | 1 | 0 | 0 | 0 | |
| OTHER JUDICIAL DISPOSITIONS..... | 210 | 3 | 0 | 22 | 5 | 7 | 235 | 9 | 54 | 2 | 0 | 60 | |
| SUBTOTAL JUDICIAL DISP(ADD 140 THRU 210)..... | 220 | 3 | 1 | 156 | 7 | 8 | 262 | 15 | 72 | 2 | 0 | 78 | |
| OTHER DISPOSITIONS..... | | | | | | | | | | | | | |
| NON-SERVICE..... | 230 | 0 | 0 | 0 | 3 | 0 | 41 | 5 | 9 | 0 | 0 | 16 | |
| TOTAL DISPOSITIONS (LINE 220 + 230)..... | 240 | 3 | 1 | 156 | 10 | 8 | 303 | 20 | 81 | 2 | 0 | 94 | |
| PENDING CASES AT END OF YEAR..... | | | | | | | | | | | | | |
| INACTIVE BENCH WARRANTS (LINE 10-90+200)..... | 250 | 0 | 0 | 4 | 0 | 0 | 0 | 2 | 1 | 0 | 0 | 0 | |
| INACTIVE NON-SERVICE (LINE 20 - 95 +230)..... | 260 | 0 | 0 | 0 | 2 | 0 | 18 | 2 | 8 | 0 | 0 | 7 | |
| ACTIVE PENDING (LINE 130 - 240)..... | 270 | 0 | 0 | 42 | 20 | 13 | 81 | 12 | 11 | 1 | 1 | 54 | |
| TOTAL CASES PENDING END YEAR(250+260+270)..... | 280 | 0 | 0 | 46 | 22 | 13 | 99 | 16 | 20 | 1 | 1 | 61 | |
| CIVIL CASES PENDING OVER TWO YEARS..... | 290 | 0 | 0 | 0 | 8 | 4 | 0 | 3 | 0 | 1 | 0 | 10 | |

REPORT OF CIRCUIT CASELOAD

REGION 4

CIRCUIT #23

OSCODA COUNTY

| ***** | | | | | | | | | | | | |
|--|--------|----------|--------------------|----------|---------|----------|--------|---------|----------|-------|-------|-------|
| * APPEALS * *PERSONAL INJ.* FAMILY RELATIONS * | | | | | | | | | | | | |
| L | ***** | FY | ***** | ***** | ***** | ***** | ***** | ***** | ***** | ***** | ***** | ***** |
| I N* | AR | * CRIM- | ND/NI* | * DO/DM* | DP | * DU/DS* | PRCD- | LABOR* | CL | * ALL | * T | O |
| N O* | CRIM- | AV | * INAL * AUTO * NO | * DIV- | *PATER- | *URES* | UCTS | RELA- | * OTHER* | * A | * T | * L |
| E | * INAL | * CIVIL* | * NEG. | * OTHER* | ORCE | * NITY | * SUP. | * LIAB. | * TIONS* | * L | * L | * L |
| ***** | | | | | | | | | | | | |
| PENDING CASES AT BEGINNING OF THE YEAR..... | | | | | | | | | | | | |
| INACTIVE BENCH WARRANTS..... | 10 | 0 | 0 | 0 | 0 | 0 | 0 | 0 | 0 | 0 | 0 | 0 |
| INACTIVE NON-SERVICE..... | 20 | 0 | 0 | 0 | 0 | 0 | 0 | 0 | 0 | 0 | 0 | 0 |
| SUBTOTAL (LINE 10 + 20)..... | 30 | 0 | 0 | 0 | 0 | 0 | 0 | 0 | 0 | 0 | 0 | 0 |
| ACTIVE PENDING..... | 40 | 0 | 1 | 4 | 8 | 7 | 37 | 5 | 18 | 1 | 0 | 19 |
| NEW CASES FILED THIS YEAR..... | 50 | 0 | 0 | 23 | 1 | 1 | 29 | 6 | 17 | 0 | 1 | 24 |
| SUBTOTAL ACTIVE CASELOAD (LINE 40 + 50)..... | 60 | 0 | 1 | 27 | 9 | 8 | 66 | 11 | 35 | 1 | 1 | 43 |
| RE-OPENED CASES..... | | | | | | | | | | | | |
| REMANDS FROM HIGHER COURTS..... | 70 | 0 | 0 | 0 | 0 | 0 | 0 | 0 | 0 | 0 | 0 | 0 |
| PROBATION VIOLATIONS..... | 75 | 0 | 0 | 0 | 0 | 0 | 0 | 0 | 0 | 0 | 0 | 0 |
| POST JUDGEMENT PROCEEDINGS..... | 80 | 0 | 0 | 0 | 0 | 0 | 0 | 0 | 0 | 0 | 0 | 0 |
| APPEARANCE AFTER BENCH WARRANT ISSUED..... | 90 | 0 | 0 | 0 | 0 | 0 | 0 | 0 | 0 | 0 | 0 | 0 |
| SERVICE MADE/ARRAIGNMENT..... | 95 | 0 | 0 | 0 | 0 | 0 | 0 | 0 | 0 | 0 | 0 | 0 |
| MISTRIALS..... | 100 | 0 | 0 | 0 | 0 | 0 | 0 | 0 | 0 | 0 | 0 | 0 |
| OTHER..... | 110 | 0 | 0 | 0 | 0 | 0 | 0 | 0 | 0 | 0 | 0 | 0 |
| SUBTOTAL..... | 120 | 0 | 0 | 0 | 0 | 0 | 0 | 0 | 0 | 0 | 0 | 0 |
| TOTAL ACTIVE CASELOAD (LINE 60 + 120)..... | 130 | 0 | 1 | 27 | 9 | 8 | 66 | 11 | 35 | 1 | 1 | 43 |
| JUDICIAL DISPOSITIONS..... | | | | | | | | | | | | |
| GUILTY PLEAS..... | 140 | 0 | 0 | 2 | 0 | 0 | 0 | 0 | 0 | 0 | 0 | 2 |
| TRIALS WITHOUT JURY..... | 150 | 0 | 0 | 1 | 0 | 0 | 24 | 0 | 8 | 0 | 0 | 11 |
| TRIALS BY JURY..... | 160 | 0 | 0 | 0 | 2 | 1 | 0 | 0 | 0 | 0 | 0 | 44 |
| DISMISSALS..... | 170 | 0 | 0 | 7 | 1 | 2 | 2 | 0 | 1 | 0 | 0 | 4 |
| REMANDS TO LOWER COURTS..... | 180 | 0 | 0 | 2 | 0 | 0 | 0 | 0 | 0 | 0 | 0 | 15 |
| NO PROGRESS..... | 190 | 0 | 0 | 0 | 0 | 0 | 0 | 0 | 0 | 0 | 0 | 2 |
| BENCH WARRANTS..... | 200 | 0 | 0 | 0 | 0 | 0 | 0 | 0 | 0 | 0 | 0 | 0 |
| OTHER JUDICIAL DISPOSITIONS..... | 210 | 0 | 0 | 0 | 0 | 0 | 0 | 0 | 0 | 0 | 0 | 0 |
| SUBTOTAL JUDICIAL DISP(ADD 140 THRU 210)..... | 220 | 0 | 0 | 13 | 3 | 4 | 27 | 0 | 9 | 0 | 0 | 3 |
| OTHER DISPOSITIONS..... | | | | | | | | | | | | |
| NON-SERVICE..... | 230 | 0 | 0 | 0 | 0 | 0 | 0 | 0 | 0 | 0 | 0 | 0 |
| TOTAL DISPOSITIONS (LINE 220 + 230)..... | 240 | 0 | 0 | 13 | 3 | 4 | 27 | 0 | 9 | 0 | 0 | 14 |
| PENDING CASES AT END OF YEAR..... | | | | | | | | | | | | |
| INACTIVE BENCH WARRANTS (LINE 10-90+200)..... | 250 | 0 | 0 | 0 | 0 | 0 | 0 | 0 | 0 | 0 | 0 | 0 |
| INACTIVE NON-SERVICE (LINE 20 - 95 +230)..... | 260 | 0 | 0 | 0 | 0 | 0 | 0 | 0 | 0 | 0 | 0 | 0 |
| ACTIVE PENDING (LINE 130 - 240)..... | 270 | 0 | 1 | 14 | 6 | 4 | 39 | 11 | 26 | 1 | 1 | 29 |
| TOTAL CASES PENDING END YEAR(250+260+270)..... | 280 | 0 | 1 | 14 | 6 | 4 | 39 | 11 | 26 | 1 | 1 | 29 |
| CIVIL CASES PENDING OVER TWO YEARS..... | 290 | 0 | 0 | 0 | 0 | 0 | 0 | 0 | 0 | 0 | 0 | 0 |

REPORT OF CIRCUIT CASELOAD

REGION 4

CIRCUIT #23

COURT SUMMARY

| ***** | | | | | | | | | | | | | |
|--|-------------|--------|-------------------|----------------------|--------|-----------|---------|--------|--------|--------|--------|-----|------|
| | * APPEALS * | | * PERSONAL INJ. * | * FAMILY RELATIONS * | | | | | | | | | |
| L | FY | | | | | | | | | | | | |
| I N | AR | | CRIM-* | ND/NI* | | DO/DM* DP | | DU/DS* | PROD-* | LABOR* | | ALL | T |
| N O | CRIM-* | AV | INAL | AUTO | NO | DIV-* | PATER-* | URES/ | UCTS | RELA-* | OTHER* | | A |
| E | INAL | CIVIL* | | NEG. | OTHER* | ORCE | NITY | SUP. | LIAB. | TIONS* | | | L |
| ***** | | | | | | | | | | | | | |
| PENDING CASES AT BEGINNING OF THE YEAR..... | | | | | | | | | | | | | |
| INACTIVE BENCH WARRANTS..... | 10 | 0 | 0 | 4 | 0 | 0 | 4 | 1 | 1 | 0 | 0 | 1 | 11 |
| INACTIVE NON-SERVICE..... | 20 | 0 | 0 | 0 | 1 | 1 | 15 | 7 | 12 | 0 | 0 | 11 | 47 |
| SUBTOTAL (LINE 10 + 20)..... | 30 | 0 | 0 | 4 | 1 | 1 | 19 | 8 | 13 | 0 | 0 | 12 | 58 |
| ACTIVE PENDING..... | 40 | 0 | 2 | 39 | 30 | 27 | 144 | 13 | 43 | 4 | 1 | 84 | 387 |
| NEW CASES FILED THIS YEAR..... | 50 | 3 | 0 | 188 | 14 | 7 | 237 | 24 | 104 | 0 | 1 | 130 | 708 |
| SUBTOTAL ACTIVE CASELOAD (LINE 40 + 50)..... | 60 | 3 | 2 | 227 | 44 | 34 | 381 | 37 | 147 | 4 | 2 | 214 | 1095 |
| RE-OPENED CASES..... | | | | | | | | | | | | | |
| REMANDS FROM HIGHER COURTS..... | 70 | 0 | 0 | 1 | 0 | 1 | 0 | 0 | 0 | 0 | 0 | 0 | 2 |
| PROBATION VIOLATIONS..... | 75 | 0 | 0 | 8 | 0 | 0 | 0 | 0 | 0 | 0 | 0 | 0 | 8 |
| POST JUDGEMENT PROCEEDINGS..... | 80 | 0 | 0 | 0 | 0 | 0 | 78 | 0 | 1 | 0 | 0 | 0 | 79 |
| APPEARANCE AFTER BENCH WARRANT ISSUED..... | 90 | 0 | 0 | 4 | 0 | 0 | 5 | 0 | 1 | 0 | 0 | 1 | 11 |
| SERVICE MADE/ARRAIGNMENT..... | 95 | 0 | 0 | 0 | 2 | 1 | 38 | 10 | 10 | 0 | 0 | 18 | 79 |
| MISTRIALS..... | 100 | 0 | 0 | 0 | 0 | 0 | 0 | 0 | 0 | 0 | 0 | 0 | 0 |
| OTHER..... | 110 | 0 | 0 | 8 | 2 | 0 | 1 | 3 | 6 | 0 | 0 | 12 | 32 |
| SUBTOTAL..... | 120 | 0 | 0 | 21 | 4 | 2 | 122 | 13 | 18 | 0 | 0 | 31 | 211 |
| TOTAL ACTIVE CASELOAD (LINE 60 + 120)..... | 130 | 3 | 2 | 248 | 48 | 36 | 503 | 50 | 165 | 4 | 2 | 245 | 1306 |
| JUDICIAL DISPOSITIONS..... | | | | | | | | | | | | | |
| GUILTY PLEAS..... | 140 | 0 | 0 | 99 | 0 | 0 | 0 | 0 | 0 | 0 | 0 | 0 | 99 |
| TRIALS WITHOUT JURY..... | 150 | 0 | 0 | 2 | 0 | 0 | 41 | 0 | 8 | 0 | 0 | 19 | 70 |
| TRIALS BY JURY..... | 160 | 0 | 0 | 1 | 5 | 1 | 0 | 0 | 0 | 0 | 0 | 3 | 10 |
| DISMISSALS..... | 170 | 0 | 0 | 50 | 2 | 3 | 7 | 3 | 13 | 0 | 0 | 9 | 87 |
| REMANDS TO LOWER COURTS..... | 180 | 0 | 1 | 7 | 0 | 0 | 0 | 0 | 0 | 0 | 0 | 0 | 8 |
| NO PROGRESS..... | 190 | 0 | 0 | 0 | 1 | 0 | 8 | 2 | 5 | 0 | 0 | 7 | 23 |
| BENCH WARRANTS..... | 200 | 0 | 0 | 4 | 0 | 0 | 3 | 1 | 1 | 0 | 0 | 0 | 9 |
| OTHER JUDICIAL DISPOSITIONS..... | 210 | 3 | 0 | 24 | 5 | 8 | 277 | 9 | 55 | 2 | 0 | 63 | 446 |
| SUBTOTAL JUDICIAL DISP(ADD 140 THRU 210)..... | 220 | 3 | 1 | 187 | 13 | 12 | 336 | 15 | 82 | 2 | 0 | 101 | 752 |
| OTHER DISPOSITIONS..... | | | | | | | | | | | | | |
| NON-SERVICE..... | 230 | 0 | 0 | 0 | 3 | 1 | 47 | 5 | 12 | 0 | 0 | 17 | 85 |
| TOTAL DISPOSITIONS (LINE 220 + 230)..... | 240 | 3 | 1 | 187 | 16 | 13 | 383 | 20 | 94 | 2 | 0 | 118 | 837 |
| PENDING CASES AT END OF YEAR..... | | | | | | | | | | | | | |
| INACTIVE BENCH WARRANTS (LINE 10-90+200)..... | 250 | 0 | 0 | 4 | 0 | 0 | 2 | 2 | 1 | 0 | 0 | 0 | 9 |
| INACTIVE NON-SERVICE (LINE 20 - 95 +230)..... | 260 | 0 | 0 | 0 | 2 | 1 | 24 | 2 | 14 | 0 | 0 | 10 | 53 |
| ACTIVE PENDING (LINE 130 - 240)..... | 270 | 0 | 1 | 61 | 32 | 23 | 120 | 30 | 71 | 2 | 2 | 127 | 469 |
| TOTAL CASES PENDING END YEAR(250+260+270)..... | 280 | 0 | 1 | 65 | 34 | 24 | 146 | 34 | 86 | 2 | 2 | 137 | 531 |
| CIVIL CASES PENDING OVER TWO YEARS..... | 290 | 0 | 0 | 0 | 8 | 4 | 0 | 3 | 0 | 1 | 0 | 10 | 26 |

REPORT OF CIRCUIT CASELOAD

REGION 4

CIRCUIT #27

NEWAYGO COUNTY

| ***** | | | | | | | | | | | | |
|--|----------------------|---|---------------------------|-----|---|-----|----|-----|----|---|-----|-----|
| | * APPEALS * | * PERSONAL INJ * | * FAMILY RELATIONS * | | | | | | | | | |
| L | FY | NP | CL | ALL | T | | | | | | | |
| I N * AR * | * CRIM- * ND/NI * | * DO/DM * DP * | * DU/DS * PROD- * LABOR * | | | | | | | | | |
| N O * CRIM- * AV * | * INAL * AUTO * NO * | * DIV- * PATER- * URESA/ * UCTS * RELA- * OTHER * | | | | | | | | | | |
| E * INAL * CIVIL * | * NEG. * OTHER * | * ORCE * NITY * SUP. * LIAB. * TIONS * | | | | | | | | | | |
| ***** | | | | | | | | | | | | |
| PENDING CASES AT BEGINNING OF THE YEAR..... | | | | | | | | | | | | |
| INACTIVE BENCH WARRANTS..... 10 | 0 | 0 | 3 | 0 | 0 | 0 | 0 | 0 | 0 | 0 | 0 | 3 |
| INACTIVE NON-SERVICE..... 20 | 0 | 0 | 0 | 0 | 0 | 13 | 0 | 4 | 1 | 0 | 2 | 20 |
| SUBTOTAL (LINE 10 + 20)..... 30 | 0 | 0 | 3 | 0 | 0 | 13 | 0 | 4 | 1 | 0 | 2 | 23 |
| ACTIVE PENDING..... 40 | 1 | 1 | 21 | 10 | 4 | 135 | 26 | 24 | 8 | 1 | 53 | 284 |
| NEW CASES FILED THIS YEAR..... 50 | 0 | 0 | 76 | 27 | 5 | 183 | 35 | 98 | 4 | 4 | 103 | 535 |
| SUBTOTAL ACTIVE CASELOAD (LINE 40 + 50)..... 60 | 1 | 1 | 97 | 37 | 9 | 318 | 61 | 122 | 12 | 5 | 156 | 819 |
| RE-OPENED CASES..... | | | | | | | | | | | | |
| REMANDS FROM HIGHER COURTS..... 70 | 0 | 0 | 0 | 0 | 0 | 0 | 0 | 0 | 0 | 0 | 0 | 0 |
| PROBATION VIOLATIONS..... 75 | 0 | 0 | 0 | 0 | 0 | 0 | 0 | 0 | 0 | 0 | 0 | 0 |
| POST JUDGEMENT PROCEEDINGS..... 80 | 0 | 0 | 0 | 0 | 0 | 0 | 0 | 0 | 0 | 0 | 0 | 0 |
| APPEARANCE AFTER BENCH WARRANT ISSUED..... 90 | 0 | 0 | 3 | 0 | 0 | 0 | 0 | 0 | 0 | 0 | 0 | 3 |
| SERVICE MADE/ARRAIGNMENT..... 95 | 0 | 0 | 0 | 0 | 0 | 0 | 0 | 4 | 0 | 0 | 0 | 4 |
| MISTRIALS..... 100 | 0 | 0 | 0 | 0 | 0 | 0 | 0 | 0 | 0 | 0 | 0 | 0 |
| OTHER..... 110 | 0 | 0 | 0 | 0 | 0 | 1 | 0 | 0 | 0 | 0 | 0 | 1 |
| SUBTOTAL..... 120 | 0 | 0 | 3 | 0 | 0 | 1 | 0 | 4 | 0 | 0 | 0 | 8 |
| TOTAL ACTIVE CASELOAD (LINE 60 + 120)..... 130 | 1 | 1 | 100 | 37 | 9 | 319 | 61 | 126 | 12 | 5 | 156 | 827 |
| JUDICIAL DISPOSITIONS..... | | | | | | | | | | | | |
| GUILTY PLEAS..... 140 | 0 | 0 | 39 | 0 | 0 | 0 | 0 | 0 | 0 | 0 | 0 | 39 |
| TRIALS WITHOUT JURY..... 150 | 0 | 0 | 0 | 0 | 0 | 1 | 0 | 0 | 0 | 0 | 0 | 1 |
| TRIALS BY JURY..... 160 | 0 | 0 | 2 | 1 | 0 | 0 | 0 | 0 | 0 | 0 | 1 | 4 |
| DISMISSALS..... 170 | 0 | 0 | 21 | 9 | 2 | 40 | 14 | 14 | 1 | 1 | 25 | 127 |
| REMANDS TO LOWER COURTS..... 180 | 0 | 0 | 6 | 0 | 1 | 0 | 0 | 0 | 0 | 0 | 0 | 7 |
| NO PROGRESS..... 190 | 0 | 0 | 0 | 2 | 0 | 16 | 4 | 1 | 0 | 0 | 3 | 26 |
| BENCH WARRANTS..... 200 | 0 | 0 | 3 | 0 | 0 | 0 | 0 | 0 | 0 | 0 | 0 | 3 |
| OTHER JUDICIAL DISPOSITIONS..... 210 | 0 | 0 | 6 | 7 | 0 | 151 | 14 | 59 | 1 | 4 | 51 | 293 |
| SUBTOTAL JUDICIAL DISP(ADD 140 THRU 210)..... 220 | 0 | 0 | 77 | 19 | 3 | 208 | 32 | 74 | 2 | 5 | 80 | 500 |
| OTHER DISPOSITIONS..... | | | | | | | | | | | | |
| NON-SERVICE..... 230 | 0 | 0 | 0 | 0 | 0 | 1 | 0 | 0 | 0 | 0 | 0 | 1 |
| TOTAL DISPOSITIONS (LINE 220 + 230)..... 240 | 0 | 0 | 77 | 19 | 3 | 209 | 32 | 74 | 2 | 5 | 80 | 501 |
| PENDING CASES AT END OF YEAR..... | | | | | | | | | | | | |
| INACTIVE BENCH WARRANTS (LINE 10-90+200)..... 250 | 0 | 0 | 3 | 0 | 0 | 0 | 0 | 0 | 0 | 0 | 0 | 3 |
| INACTIVE NON-SERVICE (LINE 20 - 95 +230)..... 260 | 0 | 0 | 0 | 0 | 0 | 14 | 0 | 0 | 1 | 0 | 2 | 17 |
| ACTIVE PENDING (LINE 130 - 240)..... 270 | 1 | 1 | 23 | 18 | 6 | 110 | 29 | 52 | 10 | 0 | 76 | 326 |
| TOTAL CASES PENDING END YEAR(250+260+270)..... 280 | 1 | 1 | 26 | 18 | 6 | 124 | 29 | 52 | 11 | 0 | 78 | 346 |
| CIVIL CASES PENDING OVER TWO YEARS..... 290 | 0 | 0 | 0 | 0 | 0 | 0 | 0 | 0 | 0 | 0 | 0 | 0 |

REPORT OF CIRCUIT CASELOAD

REGION 4

CIRCUIT #27

OCEANA COUNTY

| ***** | | | | | | | | | | | | | |
|--|-------------|------|-----------------|--------|--------------------|------|--------|---------|----------|----------|----------|----------|-----|
| | * APPEALS * | | *PERSONAL INJ.* | | FAMILY RELATIONS * | | | * NP * | | * CL * | | * ALL * | |
| L | ***** FY | | ***** | | ***** | | | ***** | | ***** | | ***** | |
| I | N | AR | CRIM | ND/NI | DO/DM | DP | DU/DS | PROD | LABOR | OTHER | OTHER | A | T |
| N | O | CRIM | AV | INAL | AUTO | NO | DIV | *PATER* | *URES* | *UCTS* | *RELA* | *OTHER* | A |
| E | * | INAL | * CIVIL* | * NEG. | * OTHER* | ORCE | * NITY | * SUP. | * LIAB.* | * TIONS* | * TIONS* | * TIONS* | L |
| ***** | | | | | | | | | | | | | |
| PENDING CASES AT BEGINNING OF THE YEAR..... | | | | | | | | | | | | | |
| INACTIVE BENCH WARRANTS..... | 10 | 0 | 0 | 0 | 0 | 0 | 32 | 10 | 6 | 0 | 0 | 0 | 48 |
| INACTIVE NON-SERVICE..... | 20 | 0 | 0 | 1 | 3 | 0 | 40 | 16 | 14 | 0 | 0 | 24 | 98 |
| SUBTOTAL (LINE 10 + 20)..... | 30 | 0 | 0 | 1 | 3 | 0 | 72 | 26 | 20 | 0 | 0 | 24 | 146 |
| ACTIVE PENDING..... | 40 | 1 | 2 | 36 | 7 | 6 | 105 | 15 | 0 | 2 | 0 | 38 | 212 |
| NEW CASES FILED THIS YEAR..... | 50 | 0 | 1 | 85 | 14 | 1 | 115 | 17 | 42 | 0 | 0 | 62 | 337 |
| SUBTOTAL ACTIVE CASELOAD (LINE 40 + 50)..... | 60 | 1 | 3 | 121 | 21 | 7 | 220 | 32 | 42 | 2 | 0 | 100 | 549 |
| RE-OPENED CASES..... | | | | | | | | | | | | | |
| REMANDS FROM HIGHER COURTS..... | 70 | 0 | 0 | 0 | 0 | 0 | 0 | 0 | 0 | 0 | 0 | 0 | 0 |
| PROBATION VIOLATIONS..... | 75 | 0 | 0 | 21 | 0 | 0 | 0 | 0 | 0 | 0 | 0 | 0 | 21 |
| POST JUDGEMENT PROCEEDINGS..... | 80 | 0 | 0 | 0 | 0 | 0 | 49 | 1 | 11 | 0 | 0 | 8 | 69 |
| APPEARANCE AFTER BENCH WARRANT ISSUED..... | 90 | 0 | 0 | 0 | 0 | 0 | 0 | 0 | 0 | 0 | 0 | 0 | 0 |
| SERVICE MADE/ARRAIGNMENT..... | 95 | 0 | 0 | 0 | 3 | 0 | 14 | 0 | 0 | 0 | 0 | 9 | 26 |
| MISTRIALS..... | 100 | 0 | 0 | 0 | 0 | 0 | 0 | 0 | 0 | 0 | 0 | 0 | 0 |
| OTHER..... | 110 | 0 | 0 | 1 | 0 | 0 | 10 | 4 | 7 | 0 | 0 | 15 | 37 |
| SUBTOTAL..... | 120 | 0 | 0 | 22 | 3 | 0 | 73 | 5 | 18 | 0 | 0 | 32 | 153 |
| TOTAL ACTIVE CASELOAD (LINE 60 + 120)..... | 130 | 1 | 3 | 143 | 24 | 7 | 293 | 37 | 60 | 2 | 0 | 132 | 702 |
| JUDICIAL DISPOSITIONS..... | | | | | | | | | | | | | |
| GUILTY PLEAS..... | 140 | 0 | 0 | 72 | 0 | 0 | 0 | 0 | 0 | 0 | 0 | 0 | 72 |
| TRIALS WITHOUT JURY..... | 150 | 0 | 0 | 0 | 0 | 0 | 4 | 0 | 0 | 0 | 0 | 4 | 8 |
| TRIALS BY JURY..... | 160 | 0 | 0 | 1 | 1 | 0 | 0 | 0 | 0 | 0 | 0 | 3 | 5 |
| DISMISSALS..... | 170 | 1 | 2 | 10 | 7 | 2 | 19 | 3 | 11 | 0 | 0 | 23 | 78 |
| REMANDS TO LOWER COURTS..... | 180 | 0 | 0 | 3 | 1 | 0 | 0 | 0 | 0 | 0 | 0 | 3 | 7 |
| NO PROGRESS..... | 190 | 0 | 0 | 0 | 0 | 0 | 4 | 0 | 0 | 0 | 0 | 4 | 8 |
| BENCH WARRANTS..... | 200 | 0 | 0 | 0 | 0 | 0 | 0 | 0 | 0 | 0 | 0 | 0 | 0 |
| OTHER JUDICIAL DISPOSITIONS..... | 210 | 0 | 0 | 22 | 1 | 1 | 84 | 18 | 34 | 0 | 0 | 29 | 189 |
| SUBTOTAL JUDICIAL DISP(ADD 140 THRU 210)..... | 220 | 1 | 2 | 108 | 10 | 3 | 111 | 21 | 45 | 0 | 0 | 66 | 367 |
| OTHER DISPOSITIONS..... | | | | | | | | | | | | | |
| NON-SERVICE..... | 230 | 0 | 0 | 0 | 0 | 0 | 30 | 0 | 1 | 0 | 0 | 13 | 44 |
| TOTAL DISPOSITIONS (LINE 220 + 230)..... | 240 | 1 | 2 | 108 | 10 | 3 | 141 | 21 | 46 | 0 | 0 | 79 | 411 |
| PENDING CASES AT END OF YEAR..... | | | | | | | | | | | | | |
| INACTIVE BENCH WARRANTS (LINE 10-90+200)..... | 250 | 0 | 0 | 0 | 0 | 0 | 32 | 10 | 6 | 0 | 0 | 0 | 48 |
| INACTIVE NON-SERVICE (LINE 20 - 95 +230)..... | 260 | 0 | 0 | 1 | 0 | 0 | 56 | 16 | 15 | 0 | 0 | 28 | 116 |
| ACTIVE PENDING (LINE 130 - 240)..... | 270 | 0 | 1 | 35 | 14 | 4 | 152 | 16 | 14 | 2 | 0 | 53 | 291 |
| TOTAL CASES PENDING END YEAR(250+260+270)..... | 280 | 0 | 1 | 36 | 14 | 4 | 240 | 42 | 35 | 2 | 0 | 81 | 455 |
| CIVIL CASES PENDING OVER TWO YEARS..... | 290 | 0 | 0 | 0 | 1 | 0 | 0 | 0 | 0 | 0 | 0 | 3 | 4 |

REPORT OF CIRCUIT CASELOAD

REGION 4

CIRCUIT #27

COURT SUMMARY

| ***** | | | | | | | | | | | | |
|--|----------------------|-----------------------------------|----------------------|-----------|-------------------|-------------------|-----------|-------|-----|----|---|------|
| | * APPEALS * | * PERSONAL INJ. * | * FAMILY RELATIONS * | * NP * | * CL * | * ALL * | * T * | | | | | |
| L | * FY * | ***** | | | | | | | | | | |
| I N * AR * | * CRIM-ND/NI * | * DO/DM * | * DP * | * DU/DS * | * PROD- * LABOR * | * RELA- * OTHER * | * A * | | | | | |
| N O * CRIM- * AV * | * INAL * AUTO * NO * | * DIV- * PATER- * URESA/ * UCTS * | * NITY * | * SUP. * | * LIAB. * | * TIONS * | * L * | | | | | |
| E * INAL * CIVIL * | * NEG. * | * OTHER * | * ORCE * | * NITY * | * SUP. * | * LIAB. * | * TIONS * | * L * | | | | |
| ***** | | | | | | | | | | | | |
| PENDING CASES AT BEGINNING OF THE YEAR..... | | | | | | | | | | | | |
| INACTIVE BENCH WARRANTS..... | 10 | 0 | 0 | 3 | 0 | 0 | 32 | 10 | 6 | 0 | 0 | 51 |
| INACTIVE NON-SERVICE..... | 20 | 0 | 0 | 1 | 3 | 0 | 53 | 16 | 18 | 1 | 0 | 118 |
| SUBTOTAL (LINE 10 + 20)..... | 30 | 0 | 0 | 4 | 3 | 0 | 85 | 26 | 24 | 1 | 0 | 169 |
| ACTIVE PENDING..... | 40 | 2 | 3 | 57 | 17 | 10 | 240 | 41 | 24 | 10 | 1 | 496 |
| NEW CASES FILED THIS YEAR..... | 50 | 0 | 1 | 161 | 41 | 6 | 298 | 52 | 140 | 4 | 4 | 872 |
| SUBTOTAL ACTIVE CASELOAD (LINE 40 + 50)..... | 60 | 2 | 4 | 218 | 58 | 16 | 538 | 93 | 164 | 14 | 5 | 1368 |
| RE-OPENED CASES..... | | | | | | | | | | | | |
| REMANDS FROM HIGHER COURTS..... | 70 | 0 | 0 | 0 | 0 | 0 | 0 | 0 | 0 | 0 | 0 | 0 |
| PROBATION VIOLATIONS..... | 75 | 0 | 0 | 21 | 0 | 0 | 0 | 0 | 0 | 0 | 0 | 21 |
| POST JUDGEMENT PROCEEDINGS..... | 80 | 0 | 0 | 0 | 0 | 0 | 49 | 1 | 11 | 0 | 0 | 69 |
| APPEARANCE AFTER BENCH WARRANT ISSUED..... | 90 | 0 | 0 | 3 | 0 | 0 | 0 | 0 | 0 | 0 | 0 | 3 |
| SERVICE MADE/ARRAIGNMENT..... | 95 | 0 | 0 | 0 | 3 | 0 | 14 | 0 | 4 | 0 | 0 | 30 |
| MISTRIALS..... | 100 | 0 | 0 | 0 | 0 | 0 | 0 | 0 | 0 | 0 | 0 | 0 |
| OTHER..... | 110 | 0 | 0 | 1 | 0 | 0 | 11 | 4 | 7 | 0 | 0 | 38 |
| SUBTOTAL..... | 120 | 0 | 0 | 25 | 3 | 0 | 74 | 5 | 22 | 0 | 0 | 161 |
| TOTAL ACTIVE CASELOAD (LINE 60 + 120)..... | 130 | 2 | 4 | 243 | 61 | 16 | 612 | 98 | 186 | 14 | 5 | 1529 |
| JUDICIAL DISPOSITIONS..... | | | | | | | | | | | | |
| GUILTY PLEAS..... | 140 | 0 | 0 | 111 | 0 | 0 | 0 | 0 | 0 | 0 | 0 | 111 |
| TRIALS WITHOUT JURY..... | 150 | 0 | 0 | 0 | 0 | 0 | 5 | 0 | 0 | 0 | 0 | 9 |
| TRIALS BY JURY..... | 160 | 0 | 0 | 3 | 2 | 0 | 0 | 0 | 0 | 0 | 0 | 9 |
| DISMISSALS..... | 170 | 1 | 2 | 31 | 16 | 4 | 59 | 17 | 25 | 1 | 1 | 205 |
| REMANDS TO LOWER COURTS..... | 180 | 0 | 0 | 9 | 1 | 1 | 0 | 0 | 0 | 0 | 0 | 14 |
| NO PROGRESS..... | 190 | 0 | 0 | 0 | 2 | 0 | 20 | 4 | 1 | 0 | 0 | 34 |
| BENCH WARRANTS..... | 200 | 0 | 0 | 3 | 0 | 0 | 0 | 0 | 0 | 0 | 0 | 3 |
| OTHER JUDICIAL DISPOSITIONS..... | 210 | 0 | 0 | 28 | 8 | 1 | 235 | 32 | 93 | 1 | 4 | 482 |
| SUBTOTAL JUDICIAL DISP(ADD 140 THRU 210)..... | 220 | 1 | 2 | 185 | 29 | 6 | 319 | 53 | 119 | 2 | 5 | 867 |
| OTHER DISPOSITIONS..... | | | | | | | | | | | | |
| NON-SERVICE..... | 230 | 0 | 0 | 0 | 0 | 0 | 31 | 0 | 1 | 0 | 0 | 45 |
| TOTAL DISPOSITIONS (LINE 220 + 230)..... | 240 | 1 | 2 | 185 | 29 | 6 | 350 | 53 | 120 | 2 | 5 | 912 |
| PENDING CASES AT END OF YEAR..... | | | | | | | | | | | | |
| INACTIVE BENCH WARRANTS (LINE 10-90+200)..... | 250 | 0 | 0 | 3 | 0 | 0 | 32 | 10 | 6 | 0 | 0 | 51 |
| INACTIVE NON-SERVICE (LINE 20 - 95 +230)..... | 260 | 0 | 0 | 1 | 0 | 0 | 70 | 16 | 15 | 1 | 0 | 133 |
| ACTIVE PENDING (LINE 130 - 240)..... | 270 | 1 | 2 | 58 | 32 | 10 | 262 | 45 | 66 | 12 | 0 | 617 |
| TOTAL CASES PENDING END YEAR(250+260+270)..... | 280 | 1 | 2 | 62 | 32 | 10 | 364 | 71 | 87 | 13 | 0 | 801 |
| CIVIL CASES PENDING OVER TWO YEARS..... | 290 | 0 | 0 | 0 | 1 | 0 | 0 | 0 | 0 | 0 | 0 | 4 |

REPORT OF CIRCUIT CASELOAD

REGION 4

CIRCUIT #28

MISSAUKEE COUNTY

| ***** | | | | | | | | | | | | | |
|--|------|-------------------|-------|----------------------|------|--------|-------|--------|-------|---------|-------|-------|-----|
| * APPEALS * | | * PERSONAL INJ. * | | * FAMILY RELATIONS * | | * NP * | | * CL * | | * ALL * | | T | |
| L | FY | FY | ND/NI | DO/DM | DP | DU/DS | PROD | LABOR | ALL | OTHER | T | O | |
| I N | AR | CRIM | AV | INAL | AUTO | NO | DIV | PATER | URES | UCTS | RELA | OTHER | A |
| N O | CRIM | AV | INAL | AUTO | NO | DIV | PATER | URES | UCTS | RELA | OTHER | A | L |
| E | INAL | CIVIL | NEG. | OTHER | ORCE | NITY | SUP. | LIAB. | TIONS | | | | |
| ***** | | | | | | | | | | | | | |
| PENDING CASES AT BEGINNING OF THE YEAR..... | | | | | | | | | | | | | |
| INACTIVE BENCH WARRANTS..... | 10 | 0 | 0 | 3 | 0 | 0 | 2 | 0 | 0 | 0 | 0 | 0 | 5 |
| INACTIVE NON-SERVICE..... | 20 | 0 | 0 | 0 | 0 | 0 | 0 | 0 | 0 | 0 | 0 | 0 | 0 |
| SUBTOTAL (LINE 10 + 20)..... | 30 | 0 | 0 | 3 | 0 | 0 | 2 | 0 | 0 | 0 | 0 | 0 | 5 |
| ACTIVE PENDING..... | 40 | 2 | 0 | 13 | 4 | 0 | 25 | 5 | 2 | 0 | 0 | 28 | 79 |
| NEW CASES FILED THIS YEAR..... | 50 | 2 | 0 | 19 | 5 | 0 | 68 | 2 | 17 | 0 | 0 | 25 | 138 |
| SUBTOTAL ACTIVE CASELOAD (LINE 40 + 50)..... | 60 | 4 | 0 | 32 | 9 | 0 | 93 | 7 | 19 | 0 | 0 | 53 | 217 |
| RE-OPENED CASES..... | | | | | | | | | | | | | |
| REMANDS FROM HIGHER COURTS..... | 70 | 0 | 0 | 0 | 0 | 0 | 0 | 0 | 0 | 0 | 0 | 0 | 0 |
| PROBATION VIOLATIONS..... | 75 | 0 | 0 | 0 | 0 | 0 | 0 | 0 | 0 | 0 | 0 | 0 | 0 |
| POST JUDGEMENT PROCEEDINGS..... | 80 | 0 | 0 | 0 | 0 | 0 | 0 | 0 | 0 | 0 | 0 | 0 | 0 |
| APPEARANCE AFTER BENCH WARRANT ISSUED..... | 90 | 0 | 0 | 3 | 0 | 0 | 2 | 0 | 0 | 0 | 0 | 0 | 5 |
| SERVICE MADE/ARRAIGNMENT..... | 95 | 0 | 0 | 0 | 0 | 0 | 0 | 0 | 0 | 0 | 0 | 0 | 0 |
| MISTRIALS..... | 100 | 0 | 0 | 0 | 0 | 0 | 0 | 0 | 0 | 0 | 0 | 0 | 0 |
| OTHER..... | 110 | 0 | 0 | 0 | 0 | 0 | 0 | 0 | 0 | 0 | 0 | 0 | 0 |
| SUBTOTAL..... | 120 | 0 | 0 | 3 | 0 | 0 | 2 | 0 | 0 | 0 | 0 | 0 | 5 |
| TOTAL ACTIVE CASELOAD (LINE 60 + 120)..... | 130 | 4 | 0 | 35 | 9 | 0 | 95 | 7 | 19 | 0 | 0 | 53 | 222 |
| JUDICIAL DISPOSITIONS..... | | | | | | | | | | | | | |
| GUILTY PLEAS..... | 140 | 0 | 0 | 24 | 0 | 0 | 0 | 0 | 0 | 0 | 0 | 0 | 24 |
| TRIALS WITHOUT JURY..... | 150 | 0 | 0 | 0 | 1 | 0 | 0 | 0 | 0 | 0 | 0 | 0 | 1 |
| TRIALS BY JURY..... | 160 | 0 | 0 | 0 | 0 | 0 | 0 | 0 | 0 | 0 | 0 | 0 | 0 |
| DISMISSALS..... | 170 | 0 | 0 | 0 | 1 | 0 | 10 | 0 | 0 | 0 | 0 | 0 | 11 |
| REMANDS TO LOWER COURTS..... | 180 | 2 | 0 | 1 | 0 | 0 | 0 | 0 | 0 | 0 | 0 | 0 | 3 |
| NO PROGRESS..... | 190 | 0 | 0 | 0 | 0 | 0 | 0 | 0 | 0 | 0 | 0 | 4 | 4 |
| BENCH WARRANTS..... | 200 | 0 | 0 | 0 | 0 | 0 | 2 | 0 | 0 | 0 | 0 | 0 | 2 |
| OTHER JUDICIAL DISPOSITIONS..... | 210 | 0 | 0 | 0 | 3 | 0 | 46 | 5 | 19 | 0 | 0 | 28 | 101 |
| SUBTOTAL JUDICIAL DISP(ADD 140 THRU 210)..... | 220 | 2 | 0 | 25 | 5 | 0 | 58 | 5 | 19 | 0 | 0 | 32 | 146 |
| OTHER DISPOSITIONS..... | | | | | | | | | | | | | |
| NON-SERVICE..... | 230 | 0 | 0 | 0 | 0 | 0 | 0 | 0 | 0 | 0 | 0 | 0 | 0 |
| TOTAL DISPOSITIONS (LINE 220 + 230)..... | 240 | 2 | 0 | 25 | 5 | 0 | 58 | 5 | 19 | 0 | 0 | 32 | 146 |
| PENDING CASES AT END OF YEAR..... | | | | | | | | | | | | | |
| INACTIVE BENCH WARRANTS (LINE 10-90+200)..... | 250 | 0 | 0 | 0 | 0 | 0 | 2 | 0 | 0 | 0 | 0 | 0 | 2 |
| INACTIVE NON-SERVICE (LINE 20 - 95 +230)..... | 260 | 0 | 0 | 0 | 0 | 0 | 0 | 0 | 0 | 0 | 0 | 0 | 0 |
| ACTIVE PENDING (LINE 130 - 240)..... | 270 | 2 | 0 | 10 | 4 | 0 | 37 | 2 | 0 | 0 | 0 | 21 | 76 |
| TOTAL CASES PENDING END YEAR(250+260+270)..... | 280 | 2 | 0 | 10 | 4 | 0 | 39 | 2 | 0 | 0 | 0 | 21 | 78 |
| CIVIL CASES PENDING OVER TWO YEARS..... | 290 | 0 | 0 | 0 | 0 | 0 | 0 | 0 | 0 | 0 | 0 | 0 | 0 |

REPORT OF CIRCUIT CASELOAD

REGION 4

CIRCUIT #28

WEXFORD COUNTY

| ***** | | | | | | | | | | | | | | | | |
|--|-------|---------|--------|--------|------|--------|---------|--------|--------|-------|--------|--------|------|----|-----|---|
| * APPEALS * *PERSONAL INJ.* FAMILY RELATIONS * | | | | | | | | | | | | | | | | |
| L | ***** | | FY | ***** | | | | | | | | | NP | CL | ALL | T |
| I N | AR | * CRIM- | ND/NI* | DO/DM* | DP | DU/DS* | PROD- | LABOR* | | | | OTHER* | T | | | |
| N O | CRIM- | AV | INAL | AUTO | NO | DIV- | *PATER- | URES* | UCTS | RELA- | OTHER* | A | | | | |
| E | INAL | CIVIL* | NEG. | OTHER* | ORCE | NITY | SUP. | LIAB. | TIONS* | | | | L | | | |
| ***** | | | | | | | | | | | | | | | | |
| PENDING CASES AT BEGINNING OF THE YEAR..... | | | | | | | | | | | | | | | | |
| INACTIVE BENCH WARRANTS..... | 10 | 0 | 0 | 10 | 0 | 0 | 32 | 3 | 4 | 0 | 0 | 0 | 49 | | | |
| INACTIVE NON-SERVICE..... | 20 | 0 | 0 | 0 | 1 | 0 | 14 | 2 | 1 | 0 | 0 | 2 | 20 | | | |
| SUBTOTAL (LINE 10 + 20)..... | 30 | 0 | 0 | 10 | 1 | 0 | 46 | 5 | 5 | 0 | 0 | 2 | 69 | | | |
| ACTIVE PENDING..... | 40 | 2 | 1 | 42 | 13 | 8 | 176 | 30 | 36 | 16 | 1 | 61 | 386 | | | |
| NEW CASES FILED THIS YEAR..... | 50 | 5 | 2 | 51 | 13 | 8 | 186 | 28 | 82 | 1 | 0 | 75 | 451 | | | |
| SUBTOTAL ACTIVE CASELOAD (LINE 40 + 50)... | 60 | 7 | 3 | 93 | 26 | 16 | 362 | 58 | 118 | 17 | 1 | 136 | 837 | | | |
| RE-OPENED CASES..... | | | | | | | | | | | | | | | | |
| REMANDS FROM HIGHER COURTS..... | 70 | 0 | 0 | 0 | 0 | 0 | 0 | 0 | 0 | 0 | 0 | 0 | 0 | | | |
| PROBATION VIOLATIONS..... | 75 | 0 | 0 | 18 | 0 | 0 | 0 | 0 | 0 | 0 | 0 | 0 | 18 | | | |
| POST JUDGEMENT PROCEEDINGS..... | 80 | 0 | 0 | 6 | 2 | 0 | 112 | 13 | 42 | 0 | 0 | 5 | 180 | | | |
| APPEARANCE AFTER BENCH WARRANT ISSUED.... | 90 | 0 | 0 | 11 | 0 | 0 | 37 | 3 | 6 | 0 | 0 | 0 | 57 | | | |
| SERVICE MADE/ARRAIGNMENT..... | 95 | 0 | 0 | 0 | 2 | 0 | 46 | 5 | 8 | 0 | 0 | 15 | 76 | | | |
| MISTRIALS..... | 100 | 0 | 0 | 0 | 0 | 0 | 0 | 0 | 0 | 0 | 0 | 0 | 0 | | | |
| OTHER..... | 110 | 0 | 0 | 1 | 0 | 0 | 0 | 0 | 0 | 0 | 0 | 0 | 1 | | | |
| SUBTOTAL..... | 120 | 0 | 0 | 36 | 4 | 0 | 195 | 21 | 56 | 0 | 0 | 20 | 332 | | | |
| TOTAL ACTIVE CASELOAD (LINE 60 + 120)..... | 130 | 7 | 3 | 129 | 30 | 16 | 557 | 79 | 174 | 17 | 1 | 156 | 1169 | | | |
| JUDICIAL DISPOSITIONS..... | | | | | | | | | | | | | | | | |
| GUILTY PLEAS..... | 140 | 0 | 0 | 35 | 0 | 0 | 0 | 0 | 0 | 0 | 0 | 0 | 35 | | | |
| TRIALS WITHOUT JURY..... | 150 | 0 | 0 | 0 | 0 | 0 | 4 | 0 | 0 | 0 | 0 | 3 | 7 | | | |
| TRIALS BY JURY..... | 160 | 0 | 0 | 4 | 1 | 0 | 0 | 1 | 0 | 0 | 1 | 0 | 7 | | | |
| DISMISSALS..... | 170 | 0 | 2 | 18 | 6 | 3 | 44 | 17 | 35 | 1 | 0 | 23 | 149 | | | |
| REMANDS TO LOWER COURTS..... | 180 | 3 | 1 | 6 | 0 | 0 | 0 | 0 | 0 | 0 | 0 | 0 | 10 | | | |
| NO PROGRESS..... | 190 | 0 | 0 | 0 | 0 | 0 | 9 | 0 | 0 | 0 | 0 | 7 | 16 | | | |
| BENCH WARRANTS..... | 200 | 0 | 0 | 14 | 0 | 0 | 24 | 2 | 8 | 0 | 0 | 0 | 48 | | | |
| OTHER JUDICIAL DISPOSITIONS..... | 210 | 0 | 0 | 14 | 1 | 1 | 280 | 26 | 96 | 0 | 0 | 56 | 474 | | | |
| SUBTOTAL JUDICIAL DISP(ADD 140 THRU 210)... | 220 | 3 | 3 | 91 | 8 | 4 | 361 | 46 | 139 | 1 | 1 | 89 | 746 | | | |
| OTHER DISPOSITIONS..... | | | | | | | | | | | | | | | | |
| NON-SERVICE..... | 230 | 0 | 0 | 0 | 1 | 0 | 41 | 5 | 20 | 0 | 0 | 19 | 86 | | | |
| TOTAL DISPOSITIONS (LINE 220 + 230)..... | 240 | 3 | 3 | 91 | 9 | 4 | 402 | 51 | 159 | 1 | 1 | 108 | 832 | | | |
| PENDING CASES AT END OF YEAR..... | | | | | | | | | | | | | | | | |
| INACTIVE BENCH WARRANTS (LINE 10-90+200)... | 250 | 0 | 0 | 13 | 0 | 0 | 19 | 2 | 6 | 0 | 0 | 0 | 40 | | | |
| INACTIVE NON-SERVICE (LINE 20 - 95 +230)... | 260 | 0 | 0 | 0 | 0 | 0 | 9 | 2 | 13 | 0 | 0 | 6 | 30 | | | |
| ACTIVE PENDING (LINE 130 - 240)..... | 270 | 4 | 0 | 38 | 21 | 12 | 155 | 28 | 15 | 16 | 0 | 48 | 337 | | | |
| TOTAL CASES PENDING END YEAR(250+260+270)... | 280 | 4 | 0 | 51 | 21 | 12 | 183 | 32 | 34 | 16 | 0 | 54 | 407 | | | |
| CIVIL CASES PENDING OVER TWO YEARS..... | 290 | 0 | 0 | 0 | 1 | 1 | 0 | 8 | 0 | 13 | 0 | 4 | 27 | | | |

REPORT OF CIRCUIT CASELOAD

REGION 4

CIRCUIT #28

COURT SUMMARY

| ***** | | | | | | | | | | | | |
|--|---------|-------|---------------|------------------|-------|-------|-------|-------|-------|-------|---|------|
| | APPEALS | | PERSONAL INJ. | FAMILY RELATIONS | | | | | | | | |
| L | FY | | | | NP | CL | ALL | T | | | | |
| IN AR | CRIM | ND/NL | DO/DM | DP | DU/DS | PROD | LABOR | T | | | | |
| NO CRIM | AV | INAL | AUTO | NO | DIV | PATER | URES | UCTS | RELA | OTHER | A | |
| E | INAL | CIVIL | NEG. | OTHER | ORCE | NITY | SUP. | LIAB. | TIONS | | L | |
| ***** | | | | | | | | | | | | |
| PENDING CASES AT BEGINNING OF THE YEAR..... | | | | | | | | | | | | |
| INACTIVE BENCH WARRANTS..... | 10 | 0 | 0 | 13 | 0 | 0 | 34 | 3 | 4 | 0 | 0 | 54 |
| INACTIVE NON-SERVICE..... | 20 | 0 | 0 | 0 | 1 | 0 | 14 | 2 | 1 | 0 | 0 | 20 |
| SUBTOTAL (LINE 10 + 20)..... | 30 | 0 | 0 | 13 | 1 | 0 | 48 | 5 | 5 | 0 | 0 | 74 |
| ACTIVE PENDING..... | 40 | 4 | 1 | 55 | 17 | 8 | 201 | 35 | 38 | 16 | 1 | 465 |
| NEW CASES FILED THIS YEAR..... | 50 | 7 | 2 | 70 | 18 | 8 | 254 | 30 | 99 | 1 | 0 | 589 |
| SUBTOTAL ACTIVE CASELOAD (LINE 40 + 50)..... | 60 | 11 | 3 | 125 | 35 | 16 | 455 | 65 | 137 | 17 | 1 | 1054 |
| RE-OPENED CASES..... | | | | | | | | | | | | |
| REMANDS FROM HIGHER COURTS..... | 70 | 0 | 0 | 0 | 0 | 0 | 0 | 0 | 0 | 0 | 0 | 0 |
| PROBATION VIOLATIONS..... | 75 | 0 | 0 | 18 | 0 | 0 | 0 | 0 | 0 | 0 | 0 | 18 |
| POST JUDGEMENT PROCEEDINGS..... | 80 | 0 | 0 | 6 | 2 | 0 | 112 | 13 | 42 | 0 | 0 | 180 |
| APPEARANCE AFTER BENCH WARRANT ISSUED..... | 90 | 0 | 0 | 14 | 0 | 0 | 39 | 3 | 6 | 0 | 0 | 62 |
| SERVICE MADE/ARRAIGNMENT..... | 95 | 0 | 0 | 0 | 2 | 0 | 46 | 5 | 8 | 0 | 0 | 76 |
| MISTRIALS..... | 100 | 0 | 0 | 0 | 0 | 0 | 0 | 0 | 0 | 0 | 0 | 0 |
| OTHER..... | 110 | 0 | 0 | 1 | 0 | 0 | 0 | 0 | 0 | 0 | 0 | 1 |
| SUBTOTAL..... | 120 | 0 | 0 | 39 | 4 | 0 | 197 | 21 | 56 | 0 | 0 | 337 |
| TOTAL ACTIVE CASELOAD (LINE 60 + 120)..... | 130 | 11 | 3 | 164 | 39 | 16 | 652 | 86 | 193 | 17 | 1 | 1391 |
| JUDICIAL DISPOSITIONS..... | | | | | | | | | | | | |
| GUILTY PLEAS..... | 140 | 0 | 0 | 59 | 0 | 0 | 0 | 0 | 0 | 0 | 0 | 59 |
| TRIALS WITHOUT JURY..... | 150 | 0 | 0 | 0 | 1 | 0 | 4 | 0 | 0 | 0 | 0 | 8 |
| TRIALS BY JURY..... | 160 | 0 | 0 | 4 | 1 | 0 | 0 | 1 | 0 | 0 | 1 | 7 |
| DISMISSALS..... | 170 | 0 | 2 | 18 | 7 | 3 | 54 | 17 | 35 | 1 | 0 | 160 |
| REMANDS TO LOWER COURTS..... | 180 | 5 | 1 | 7 | 0 | 0 | 0 | 0 | 0 | 0 | 0 | 13 |
| NO PROGRESS..... | 190 | 0 | 0 | 0 | 0 | 0 | 9 | 0 | 0 | 0 | 0 | 20 |
| BENCH WARRANTS..... | 200 | 0 | 0 | 14 | 0 | 0 | 26 | 2 | 8 | 0 | 0 | 50 |
| OTHER JUDICIAL DISPOSITIONS..... | 210 | 0 | 0 | 14 | 4 | 1 | 326 | 31 | 115 | 0 | 0 | 575 |
| SUBTOTAL JUDICIAL DISP(ADD 140 THRU 210)..... | 220 | 5 | 3 | 116 | 13 | 4 | 419 | 51 | 158 | 1 | 1 | 892 |
| OTHER DISPOSITIONS..... | | | | | | | | | | | | |
| NON-SERVICE..... | 230 | 0 | 0 | 0 | 1 | 0 | 41 | 5 | 20 | 0 | 0 | 86 |
| TOTAL DISPOSITIONS (LINE 220 + 230)..... | 240 | 5 | 3 | 116 | 14 | 4 | 460 | 56 | 178 | 1 | 1 | 978 |
| PENDING CASES AT END OF YEAR..... | | | | | | | | | | | | |
| INACTIVE BENCH WARRANTS (LINE 10-90+200)..... | 250 | 0 | 0 | 13 | 0 | 0 | 21 | 2 | 6 | 0 | 0 | 42 |
| INACTIVE NON-SERVICE (LINE 20 - 95 +230)..... | 260 | 0 | 0 | 0 | 0 | 0 | 9 | 2 | 13 | 0 | 0 | 30 |
| ACTIVE PENDING (LINE 130 - 240)..... | 270 | 6 | 0 | 48 | 25 | 12 | 192 | 30 | 15 | 16 | 0 | 413 |
| TOTAL CASES PENDING END YEAR(250+260+270)..... | 280 | 6 | 0 | 61 | 25 | 12 | 222 | 34 | 34 | 16 | 0 | 485 |
| CIVIL CASES PENDING OVER TWO YEARS..... | 290 | 0 | 0 | 0 | 1 | 1 | 0 | 8 | 0 | 13 | 0 | 27 |

REPORT OF CIRCUIT CASELOAD

REGION 4

CIRCUIT #29

CLINTON COUNTY

| ***** | | | | | | | | | | | | | | | | |
|--|--------|----------|---------|----------|----------|--------|----------|---------|----------|------|-------|--------|----|----|-----|---|
| * APPEALS * *PERSONAL INJ.* FAMILY RELATIONS * * T | | | | | | | | | | | | | | | | |
| L | ***** | | FY | ***** | | | | | | | | | NP | CL | ALL | T |
| I | N | AR | * CRIM- | ND/NL* | * DO/DM* | DP | * DU/DS* | PROD- | LABOR* | * T | | | | | | |
| N | D | CRIM- | AV | INAL | * AUTO | * NO | * DIV- | *PATER- | URES* | UCTS | RELA- | OTHER* | A | | | |
| E | * INAL | * CIVIL* | * NEG. | * OTHER* | ORCE | * NITY | * SUP. | * LIAB. | * TIONS* | * L | | | | | | |
| ***** | | | | | | | | | | | | | | | | |
| PENDING CASES AT BEGINNING OF THE YEAR..... | | | | | | | | | | | | | | | | |
| 10 | 0 | 0 | 7 | 0 | 0 | 67 | 8 | 19 | 0 | 0 | 0 | 101 | | | | |
| 20 | 0 | 0 | 0 | 0 | 1 | 61 | 3 | 21 | 0 | 0 | 20 | 106 | | | | |
| 30 | 0 | 0 | 7 | 0 | 1 | 128 | 11 | 40 | 0 | 0 | 20 | 207 | | | | |
| 40 | 3 | 1 | 59 | 22 | 0 | 281 | 38 | 6 | 0 | 0 | 183 | 593 | | | | |
| 50 | 4 | 6 | 140 | 21 | 2 | 287 | 34 | 96 | 0 | 0 | 114 | 704 | | | | |
| 60 | 7 | 7 | 199 | 43 | 2 | 568 | 72 | 102 | 0 | 0 | 297 | 1297 | | | | |
| RE-OPENED CASES..... | | | | | | | | | | | | | | | | |
| 70 | 0 | 0 | 0 | 1 | 0 | 0 | 0 | 0 | 0 | 0 | 1 | 2 | | | | |
| 75 | 0 | 0 | 13 | 0 | 0 | 0 | 0 | 0 | 0 | 0 | 0 | 13 | | | | |
| 80 | 0 | 0 | 0 | 0 | 0 | 235 | 22 | 33 | 0 | 0 | 13 | 303 | | | | |
| 90 | 0 | 0 | 12 | 0 | 0 | 88 | 6 | 14 | 0 | 0 | 1 | 121 | | | | |
| 95 | 0 | 0 | 0 | 3 | 0 | 76 | 5 | 15 | 0 | 0 | 31 | 130 | | | | |
| 100 | 0 | 0 | 1 | 1 | 0 | 0 | 0 | 0 | 0 | 0 | 0 | 2 | | | | |
| 110 | 0 | 0 | 0 | 0 | 0 | 3 | 0 | 0 | 0 | 0 | 0 | 3 | | | | |
| 120 | 0 | 0 | 26 | 5 | 0 | 402 | 33 | 62 | 0 | 0 | 46 | 574 | | | | |
| 130 | 7 | 7 | 225 | 48 | 2 | 970 | 105 | 164 | 0 | 0 | 343 | 1871 | | | | |
| TOTAL ACTIVE CASELOAD (LINE 60 + 120)..... | | | | | | | | | | | | | | | | |
| JUDICIAL DISPOSITIONS..... | | | | | | | | | | | | | | | | |
| 140 | 0 | 0 | 63 | 0 | 0 | 0 | 0 | 0 | 0 | 0 | 0 | 63 | | | | |
| 150 | 0 | 0 | 7 | 0 | 0 | 19 | 1 | 1 | 0 | 0 | 7 | 35 | | | | |
| 160 | 0 | 0 | 13 | 1 | 0 | 0 | 1 | 0 | 0 | 0 | 0 | 15 | | | | |
| 170 | 4 | 0 | 28 | 7 | 1 | 26 | 5 | 16 | 0 | 0 | 29 | 116 | | | | |
| 180 | 0 | 0 | 4 | 1 | 0 | 0 | 0 | 0 | 0 | 0 | 1 | 6 | | | | |
| 190 | 0 | 0 | 0 | 0 | 0 | 55 | 1 | 0 | 0 | 0 | 18 | 74 | | | | |
| 200 | 0 | 0 | 14 | 0 | 0 | 21 | 8 | 8 | 0 | 0 | 1 | 52 | | | | |
| 210 | 0 | 0 | 17 | 8 | 0 | 499 | 46 | 97 | 0 | 0 | 139 | 806 | | | | |
| 220 | 4 | 0 | 146 | 17 | 1 | 620 | 62 | 122 | 0 | 0 | 195 | 1167 | | | | |
| OTHER DISPOSITIONS..... | | | | | | | | | | | | | | | | |
| 230 | 0 | 0 | 0 | 4 | 0 | 33 | 3 | 1 | 0 | 0 | 14 | 55 | | | | |
| 240 | 4 | 0 | 146 | 21 | 1 | 653 | 65 | 123 | 0 | 0 | 209 | 1222 | | | | |
| TOTAL DISPOSITIONS (LINE 220 + 230)..... | | | | | | | | | | | | | | | | |
| PENDING CASES AT END OF YEAR..... | | | | | | | | | | | | | | | | |
| 250 | 0 | 0 | 9 | 0 | 0 | 0 | 10 | 13 | 0 | 0 | 0 | 32 | | | | |
| 260 | 0 | 0 | 0 | 1 | 1 | 18 | 1 | 7 | 0 | 0 | 3 | 31 | | | | |
| 270 | 3 | 7 | 79 | 27 | 1 | 317 | 40 | 41 | 0 | 0 | 134 | 649 | | | | |
| 280 | 3 | 7 | 88 | 28 | 2 | 335 | 51 | 61 | 0 | 0 | 137 | 712 | | | | |
| TOTAL CASES PENDING END YEAR(250+260+270)..... | | | | | | | | | | | | | | | | |
| 290 | 0 | 1 | 0 | 6 | 0 | 0 | 13 | 3 | 0 | 0 | 35 | 58 | | | | |
| CIVIL CASES PENDING OVER TWO YEARS..... | | | | | | | | | | | | | | | | |

REPORT OF CIRCUIT CASELOAD

REGION 4

CIRCUIT #29

GRATIOT COUNTY

| ***** | | | | | | | | | | | | | |
|--|-------------|-------------------|----------------------|--------|---------|--------|---------|--------|--------|-------|-------|-----|------|
| | * APPEALS * | * PERSONAL INJ. * | * FAMILY RELATIONS * | | | | | | | | | | |
| L ***** | FY ***** | ***** | ***** | ***** | ***** | ***** | ***** | ***** | ***** | ***** | ***** | T | |
| I N* AR * | CRIM-* | ND/NI* | DO/DM* DP | DU/DS* | PROD-* | LABOR* | | | | | | T | |
| N O* CRIM-* | AV * | INAL * | AUTO * NO | DIV-* | PATER-* | URES*/ | UCTS * | RELA-* | OTHER* | | | A | |
| E * INAL * | CIVIL* | | NEG. * OTHER* | ORCE * | NITY * | SUP. * | LIAB. * | TIONS* | | | | L | |
| ***** | | | | | | | | | | | | | |
| PENDING CASES AT BEGINNING OF THE YEAR..... | | | | | | | | | | | | | |
| INACTIVE BENCH WARRANTS..... | 10 | 0 | 0 | 2 | 7 | 0 | 70 | 6 | 8 | 1 | 1 | 6 | 101 |
| INACTIVE NON-SERVICE..... | 20 | 0 | 0 | 0 | 4 | 0 | 96 | 15 | 21 | 0 | 0 | 12 | 148 |
| SUBTOTAL (LINE 10 + 20)..... | 30 | 0 | 0 | 2 | 11 | 0 | 166 | 21 | 29 | 1 | 1 | 18 | 249 |
| ACTIVE PENDING..... | 40 | 1 | 9 | 38 | 35 | 0 | 282 | 0 | 19 | 1 | 1 | 28 | 414 |
| NEW CASES FILED THIS YEAR..... | 50 | 5 | 4 | 73 | 19 | 0 | 256 | 38 | 52 | 0 | 0 | 75 | 522 |
| SUBTOTAL ACTIVE CASELOAD (LINE 40 + 50)..... | 60 | 6 | 13 | 111 | 54 | 0 | 538 | 38 | 71 | 1 | 1 | 103 | 936 |
| RE-OPENED CASES..... | | | | | | | | | | | | | |
| REMANDS FROM HIGHER COURTS..... | 70 | 2 | 0 | 1 | 0 | 0 | 0 | 0 | 0 | 0 | 0 | 0 | 3 |
| PROBATION VIOLATIONS..... | 75 | 0 | 0 | 3 | 0 | 0 | 0 | 0 | 0 | 0 | 0 | 0 | 3 |
| POST JUDGEMENT PROCEEDINGS..... | 80 | 0 | 0 | 0 | 0 | 0 | 109 | 7 | 7 | 0 | 0 | 0 | 123 |
| APPEARANCE AFTER BENCH WARRANT ISSUED..... | 90 | 0 | 0 | 1 | 0 | 0 | 2 | 0 | 0 | 0 | 0 | 0 | 3 |
| SERVICE MADE/ARRAIGNMENT..... | 95 | 0 | 0 | 0 | 4 | 0 | 92 | 15 | 15 | 0 | 0 | 19 | 145 |
| MISTRIALS..... | 100 | 0 | 0 | 0 | 0 | 0 | 0 | 0 | 0 | 0 | 0 | 0 | 0 |
| OTHER..... | 110 | 0 | 0 | 0 | 0 | 0 | 0 | 0 | 0 | 0 | 0 | 0 | 0 |
| SUBTOTAL..... | 120 | 2 | 0 | 5 | 4 | 0 | 203 | 22 | 22 | 0 | 0 | 19 | 277 |
| TOTAL ACTIVE CASELOAD (LINE 60 + 120)..... | 130 | 8 | 13 | 116 | 58 | 0 | 741 | 60 | 93 | 1 | 1 | 122 | 1213 |
| JUDICIAL DISPOSITIONS..... | | | | | | | | | | | | | |
| GUILTY PLEAS..... | 140 | 0 | 0 | 32 | 0 | 0 | 0 | 0 | 0 | 0 | 0 | 0 | 32 |
| TRIALS WITHOUT JURY..... | 150 | 0 | 0 | 0 | 0 | 0 | 14 | 1 | 0 | 0 | 0 | 5 | 20 |
| TRIALS BY JURY..... | 160 | 0 | 0 | 9 | 2 | 0 | 0 | 1 | 0 | 0 | 0 | 0 | 12 |
| DISMISSALS..... | 170 | 1 | 5 | 7 | 3 | 0 | 33 | 18 | 28 | 0 | 0 | 19 | 114 |
| REMANDS TO LOWER COURTS..... | 180 | 0 | 0 | 7 | 0 | 0 | 0 | 0 | 0 | 0 | 0 | 0 | 7 |
| NO PROGRESS..... | 190 | 0 | 0 | 0 | 1 | 0 | 45 | 15 | 2 | 0 | 0 | 12 | 75 |
| BENCH WARRANTS..... | 200 | 0 | 0 | 2 | 0 | 0 | 4 | 0 | 0 | 0 | 0 | 2 | 8 |
| OTHER JUDICIAL DISPOSITIONS..... | 210 | 0 | 0 | 23 | 2 | 0 | 232 | 12 | 44 | 0 | 0 | 31 | 344 |
| SUBTOTAL JUDICIAL DISP(ADD 140 THRU 210)..... | 220 | 1 | 5 | 80 | 8 | 0 | 328 | 47 | 74 | 0 | 0 | 69 | 612 |
| OTHER DISPOSITIONS..... | | | | | | | | | | | | | |
| NON-SERVICE..... | 230 | 0 | 0 | 2 | 2 | 0 | 65 | 4 | 4 | 0 | 0 | 15 | 92 |
| TOTAL DISPOSITIONS (LINE 220 + 230)..... | 240 | 1 | 5 | 82 | 10 | 0 | 393 | 51 | 78 | 0 | 0 | 84 | 704 |
| PENDING CASES AT END OF YEAR..... | | | | | | | | | | | | | |
| INACTIVE BENCH WARRANTS (LINE 10-90+200)..... | 250 | 0 | 0 | 3 | 7 | 0 | 72 | 6 | 8 | 1 | 1 | 8 | 106 |
| INACTIVE NON-SERVICE (LINE 20 - 95 +230)..... | 260 | 0 | 0 | 2 | 2 | 0 | 69 | 4 | 10 | 0 | 0 | 8 | 95 |
| ACTIVE PENDING (LINE 130 - 240)..... | 270 | 7 | 8 | 34 | 48 | 0 | 348 | 9 | 15 | 1 | 1 | 38 | 509 |
| TOTAL CASES PENDING END YEAR(250+260+270)..... | 280 | 7 | 8 | 39 | 57 | 0 | 489 | 19 | 33 | 2 | 2 | 54 | 710 |
| CIVIL CASES PENDING OVER TWO YEARS..... | 290 | 0 | 6 | 0 | 5 | 0 | 3 | 4 | 0 | 0 | 0 | 10 | 28 |

REPORT OF CIRCUIT CASELOAD

REGION 4

CIRCUIT #29

COURT SUMMARY

| ***** | | | | | | | | | | | | | |
|---|-------------|----------|-------------------|------|----------------------|----------|----------|----------|--------|----------|-----|-----|------|
| | * APPEALS * | | * PERSONAL INJ. * | | * FAMILY RELATIONS * | | | * * * * | | * * * * | | T | |
| L | ***** FY | | ***** | | | | | | | | | | O |
| I N* AR * | * CRIM- | * ND/NI* | * DO/DM* | DP | * DU/DS* | NP | * CL | * ALL | * * * | * * * | * T | | |
| N O* CRIM- | * AV | * INAL | * AUTO | * NO | * DIV- | * PATER- | * URESA/ | UCTS | * REL- | * OTHER* | A | | |
| E * INAL | * CIVIL* | * NEG. | * OTHER* | ORCE | * NITY | * SUP. | * LIAB. | * TIONS* | * * * | * * * | L | | |
| ***** | | | | | | | | | | | | | |
| PENDING CASES AT BEGINNING OF THE YEAR..... | | | | | | | | | | | | | |
| INACTIVE BENCH WARRANTS..... | 10 | 0 | 0 | 9 | 7 | 0 | 137 | 14 | 27 | 1 | 1 | 6 | 202 |
| INACTIVE NON-SERVICE..... | 20 | 0 | 0 | 0 | 4 | 1 | 157 | 18 | 42 | 0 | 0 | 32 | 254 |
| SUBTOTAL (LINE 10 + 20)..... | 30 | 0 | 0 | 9 | 11 | 1 | 294 | 32 | 69 | 1 | 1 | 38 | 456 |
| ACTIVE PENDING..... | 40 | 4 | 10 | 97 | 57 | 0 | 563 | 38 | 25 | 1 | 1 | 211 | 1007 |
| NEW CASES FILED THIS YEAR..... | 50 | 9 | 10 | 213 | 40 | 2 | 543 | 72 | 148 | 0 | 0 | 189 | 1226 |
| SUBTOTAL ACTIVE CASELOAD (LINE 40 + 50)..... | 60 | 13 | 20 | 310 | 97 | 2 | 1106 | 110 | 173 | 1 | 1 | 400 | 2233 |
| RE-OPENED CASES..... | | | | | | | | | | | | | |
| REMANDS FROM HIGHER COURTS..... | 70 | 2 | 0 | 1 | 1 | 0 | 0 | 0 | 0 | 0 | 0 | 1 | 5 |
| PROBATION VIOLATIONS..... | 75 | 0 | 0 | 16 | 0 | 0 | 0 | 0 | 0 | 0 | 0 | 0 | 16 |
| POST JUDGEMENT PROCEEDINGS..... | 80 | 0 | 0 | 0 | 0 | 0 | 344 | 29 | 40 | 0 | 0 | 13 | 426 |
| APPEARANCE AFTER BENCH WARRANT ISSUED..... | 90 | 0 | 0 | 13 | 0 | 0 | 90 | 6 | 14 | 0 | 0 | 1 | 124 |
| SERVICE MADE/ARRAIGNMENT..... | 95 | 0 | 0 | 0 | 7 | 0 | 168 | 20 | 30 | 0 | 0 | 50 | 275 |
| MISTRIALS..... | 100 | 0 | 0 | 1 | 1 | 0 | 0 | 0 | 0 | 0 | 0 | 0 | 2 |
| OTHER..... | 110 | 0 | 0 | 0 | 0 | 0 | 3 | 0 | 0 | 0 | 0 | 0 | 3 |
| SUBTOTAL..... | 120 | 2 | 0 | 31 | 9 | 0 | 605 | 55 | 84 | 0 | 0 | 65 | 851 |
| TOTAL ACTIVE CASELOAD (LINE 60 + 120)..... | 130 | 15 | 20 | 341 | 106 | 2 | 1711 | 165 | 257 | 1 | 1 | 465 | 3084 |
| JUDICIAL DISPOSITIONS..... | | | | | | | | | | | | | |
| GUILTY PLEAS..... | 140 | 0 | 0 | 95 | 0 | 0 | 0 | 0 | 0 | 0 | 0 | 0 | 95 |
| TRIALS WITHOUT JURY..... | 150 | 0 | 0 | 7 | 0 | 0 | 33 | 2 | 1 | 0 | 0 | 12 | 55 |
| TRIALS BY JURY..... | 160 | 0 | 0 | 22 | 3 | 0 | 0 | 2 | 0 | 0 | 0 | 0 | 27 |
| DISMISSALS..... | 170 | 5 | 5 | 35 | 10 | 1 | 59 | 23 | 44 | 0 | 0 | 48 | 230 |
| REMANDS TO LOWER COURTS..... | 180 | 0 | 0 | 11 | 1 | 0 | 0 | 0 | 0 | 0 | 0 | 1 | 13 |
| NO PROGRESS..... | 190 | 0 | 0 | 0 | 1 | 0 | 100 | 16 | 2 | 0 | 0 | 30 | 149 |
| BENCH WARRANTS..... | 200 | 0 | 0 | 16 | 0 | 0 | 25 | 8 | 8 | 0 | 0 | 3 | 60 |
| OTHER JUDICIAL DISPOSITIONS..... | 210 | 0 | 0 | 40 | 10 | 0 | 731 | 58 | 141 | 0 | 0 | 170 | 1150 |
| SUBTOTAL JUDICIAL DISP (ADD 140 THRU 210)..... | 220 | 5 | 5 | 226 | 25 | 1 | 948 | 109 | 196 | 0 | 0 | 264 | 1779 |
| OTHER DISPOSITIONS..... | | | | | | | | | | | | | |
| NON-SERVICE..... | 230 | 0 | 0 | 2 | 6 | 0 | 98 | 7 | 5 | 0 | 0 | 29 | 147 |
| TOTAL DISPOSITIONS (LINE 220 + 230)..... | 240 | 5 | 5 | 228 | 31 | 1 | 1046 | 116 | 201 | 0 | 0 | 293 | 1926 |
| PENDING CASES AT END OF YEAR..... | | | | | | | | | | | | | |
| INACTIVE BENCH WARRANTS (LINE 10-90+200)..... | 250 | 0 | 0 | 12 | 7 | 0 | 72 | 16 | 21 | 1 | 1 | 8 | 138 |
| INACTIVE NON-SERVICE (LINE 20 - 95 +230)..... | 260 | 0 | 0 | 2 | 3 | 1 | 87 | 5 | 17 | 0 | 0 | 11 | 126 |
| ACTIVE PENDING (LINE 130 - 240)..... | 270 | 10 | 15 | 113 | 75 | 1 | 665 | 49 | 56 | 1 | 1 | 172 | 1158 |
| TOTAL CASES PENDING END YEAR (250+260+270)..... | 280 | 10 | 15 | 127 | 85 | 2 | 824 | 70 | 94 | 2 | 2 | 191 | 1422 |
| CIVIL CASES PENDING OVER TWO YEARS..... | 290 | 0 | 7 | 0 | 11 | 0 | 3 | 17 | 3 | 0 | 0 | 45 | 86 |

REPORT OF CIRCUIT CASELOAD

REGION 4

CIRCUIT #34

ARENAC COUNTY

| ***** | | | | | | | | | | | | |
|--|-------|--------|--------|--------|--------|--------|---------|--------|-------|--------|--------|---|
| * APPEALS * *PERSONAL INJ.* FAMILY RELATIONS * | | | | | | | | | | | | |
| L | ***** | FY | ***** | ***** | ***** | ***** | ***** | ***** | ***** | ***** | ***** | T |
| I N* | AR * | CRIM- | ND/NI* | DO/DM* | DP | DU/DS* | PROD- | LABOR* | CL | ALL | * | O |
| N O* | CRIM- | AV | INAL | AUTO | NO | DIV- | *PATER- | URES* | UCTS | RELA- | OTHER* | A |
| E | INAL | CIVIL* | | NEG. | OTHER* | ORCE | NITY | SUP. | LIAB. | TIONS* | | L |
| ***** | | | | | | | | | | | | |
| PENDING CASES AT BEGINNING OF THE YEAR..... | | | | | | | | | | | | |
| INACTIVE BENCH WARRANTS..... | 10 | 0 | 0 | 0 | 0 | 0 | 0 | 0 | 0 | 0 | 0 | 0 |
| INACTIVE NON-SERVICE..... | 20 | 0 | 0 | 0 | 0 | 0 | 0 | 0 | 0 | 0 | 0 | 0 |
| SUBTOTAL (LINE 10 + 20)..... | 30 | 0 | 0 | 0 | 0 | 0 | 0 | 0 | 0 | 0 | 0 | 0 |
| ACTIVE PENDING..... | 40 | 0 | 0 | 0 | 0 | 0 | 0 | 0 | 0 | 0 | 0 | 0 |
| NEW CASES FILED THIS YEAR..... | 50 | 0 | 0 | 0 | 0 | 0 | 0 | 0 | 0 | 0 | 0 | 0 |
| SUBTOTAL ACTIVE CASELOAD (LINE 40 + 50)..... | 60 | 0 | 0 | 0 | 0 | 0 | 0 | 0 | 0 | 0 | 0 | 0 |
| RE-OPENED CASES..... | | | | | | | | | | | | |
| REMANDS FROM HIGHER COURTS..... | 70 | 0 | 0 | 0 | 0 | 0 | 0 | 0 | 0 | 0 | 0 | 0 |
| PROBATION VIOLATIONS..... | 75 | 0 | 0 | 0 | 0 | 0 | 0 | 0 | 0 | 0 | 0 | 0 |
| POST JUDGEMENT PROCEEDINGS..... | 80 | 0 | 0 | 0 | 0 | 0 | 0 | 0 | 0 | 0 | 0 | 0 |
| APPEARANCE AFTER BENCH WARRANT ISSUED..... | 90 | 0 | 0 | 0 | 0 | 0 | 0 | 0 | 0 | 0 | 0 | 0 |
| SERVICE MADE/ARRAIGNMENT..... | 95 | 0 | 0 | 0 | 0 | 0 | 0 | 0 | 0 | 0 | 0 | 0 |
| MISTRIALS..... | 100 | 0 | 0 | 0 | 0 | 0 | 0 | 0 | 0 | 0 | 0 | 0 |
| OTHER..... | 110 | 0 | 0 | 0 | 0 | 0 | 0 | 0 | 0 | 0 | 0 | 0 |
| SUBTOTAL..... | 120 | 0 | 0 | 0 | 0 | 0 | 0 | 0 | 0 | 0 | 0 | 0 |
| TOTAL ACTIVE CASELOAD (LINE 60 + 120)..... | 130 | 0 | 0 | 0 | 0 | 0 | 0 | 0 | 0 | 0 | 0 | 0 |
| JUDICIAL DISPOSITIONS..... | | | | | | | | | | | | |
| GUILTY PLEAS..... | 140 | 0 | 0 | 0 | 0 | 0 | 0 | 0 | 0 | 0 | 0 | 0 |
| TRIALS WITHOUT JURY..... | 150 | 0 | 0 | 0 | 0 | 0 | 0 | 0 | 0 | 0 | 0 | 0 |
| TRIALS BY JURY..... | 160 | 0 | 0 | 0 | 0 | 0 | 0 | 0 | 0 | 0 | 0 | 0 |
| DISMISSALS..... | 170 | 0 | 0 | 0 | 0 | 0 | 0 | 0 | 0 | 0 | 0 | 0 |
| REMANDS TO LOWER COURTS..... | 180 | 0 | 0 | 0 | 0 | 0 | 0 | 0 | 0 | 0 | 0 | 0 |
| NO PROGRESS..... | 190 | 0 | 0 | 0 | 0 | 0 | 0 | 0 | 0 | 0 | 0 | 0 |
| BENCH WARRANTS..... | 200 | 0 | 0 | 0 | 0 | 0 | 0 | 0 | 0 | 0 | 0 | 0 |
| OTHER JUDICIAL DISPOSITIONS..... | 210 | 0 | 0 | 0 | 0 | 0 | 0 | 0 | 0 | 0 | 0 | 0 |
| SUBTOTAL JUDICIAL DISP(ADD 140 THRU 210)..... | 220 | 0 | 0 | 0 | 0 | 0 | 0 | 0 | 0 | 0 | 0 | 0 |
| OTHER DISPOSITIONS..... | | | | | | | | | | | | |
| NON-SERVICE..... | 230 | 0 | 0 | 0 | 0 | 0 | 0 | 0 | 0 | 0 | 0 | 0 |
| TOTAL DISPOSITIONS (LINE 220 + 230)..... | 240 | 0 | 0 | 0 | 0 | 0 | 0 | 0 | 0 | 0 | 0 | 0 |
| PENDING CASES AT END OF YEAR..... | | | | | | | | | | | | |
| INACTIVE BENCH WARRANTS (LINE 10-90+200)..... | 250 | 0 | 0 | 0 | 0 | 0 | 0 | 0 | 0 | 0 | 0 | 0 |
| INACTIVE NON-SERVICE (LINE 20 - 95 +230)..... | 260 | 0 | 0 | 0 | 0 | 0 | 0 | 0 | 0 | 0 | 0 | 0 |
| ACTIVE PENDING (LINE 130 - 240)..... | 270 | 0 | 0 | 0 | 0 | 0 | 0 | 0 | 0 | 0 | 0 | 0 |
| TOTAL CASES PENDING END YEAR(250+260+270)..... | 280 | 0 | 0 | 0 | 0 | 0 | 0 | 0 | 0 | 0 | 0 | 0 |
| CIVIL CASES PENDING OVER TWO YEARS..... | 290 | 0 | 0 | 0 | 0 | 0 | 0 | 0 | 0 | 0 | 0 | 0 |

REPORT OF CIRCUIT CASELOAD

REGION 4

CIRCUIT #34

OGEMAW COUNTY

| ***** | | | | | | | | | | | | |
|--|----------------------------------|----------|----------|----------|----------|----------|--------|----------|--------|----------|-------|-----|
| * APPEALS * *PERSONAL INJ.* FAMILY RELATIONS * * T | | | | | | | | | | | | |
| L | ***** FY ***** NP * CL * ALL * O | | | | | | | | | | | |
| I N* AR * | * CRIM-* | ND/NI* | * DO/DM* | DP | * DU/DS* | PROD-* | LABOR* | * T | | | | |
| N O* CRIM-* | AV | * INAL | * AUTO | * NO | * DIV-* | *PATER-* | URES*/ | UCTS | * REL* | * OTHER* | A | |
| E | * INAL | * CIVIL* | * NEG. | * OTHER* | ORCE | * NITY | * SUP. | * LIAB.* | TIONS* | * L | ***** | |
| PENDING CASES AT BEGINNING OF THE YEAR..... | | | | | | | | | | | | |
| INACTIVE BENCH WARRANTS..... | 10 | 0 | 2 | 0 | 0 | 2 | 0 | 0 | 0 | 0 | 0 | 4 |
| INACTIVE NON-SERVICE..... | 20 | 0 | 0 | 0 | 0 | 0 | 0 | 0 | 0 | 0 | 0 | 0 |
| SUBTOTAL (LINE 10 + 20)..... | 30 | 0 | 2 | 0 | 0 | 2 | 0 | 0 | 0 | 0 | 0 | 4 |
| ACTIVE PENDING..... | 40 | 0 | 12 | 12 | 7 | 74 | 3 | 20 | 1 | 0 | 48 | 177 |
| NEW CASES FILED THIS YEAR..... | 50 | 0 | 7 | 27 | 8 | 3 | 108 | 0 | 35 | 2 | 2 | 45 |
| SUBTOTAL ACTIVE CASELOAD (LINE 40 + 50)..... | 60 | 0 | 7 | 39 | 20 | 10 | 182 | 3 | 55 | 3 | 2 | 93 |
| RE-OPENED CASES..... | | | | | | | | | | | | |
| REMANDS FROM HIGHER COURTS..... | 70 | 0 | 0 | 0 | 0 | 0 | 0 | 0 | 0 | 0 | 1 | 1 |
| PROBATION VIOLATIONS..... | 75 | 0 | 0 | 0 | 0 | 0 | 0 | 0 | 0 | 0 | 0 | 0 |
| POST JUDGEMENT PROCEEDINGS..... | 80 | 0 | 0 | 0 | 0 | 4 | 0 | 0 | 0 | 0 | 1 | 5 |
| APPEARANCE AFTER BENCH WARRANT ISSUED..... | 90 | 0 | 0 | 3 | 0 | 0 | 2 | 0 | 0 | 0 | 0 | 5 |
| SERVICE MADE/ARRAIGNMENT..... | 95 | 0 | 0 | 0 | 0 | 3 | 0 | 0 | 0 | 0 | 1 | 4 |
| MISTRIALS..... | 100 | 0 | 0 | 0 | 0 | 0 | 0 | 0 | 0 | 0 | 0 | 0 |
| OTHER..... | 110 | 0 | 0 | 0 | 0 | 0 | 0 | 0 | 0 | 0 | 2 | 2 |
| SUBTOTAL..... | 120 | 0 | 3 | 0 | 0 | 9 | 0 | 0 | 0 | 0 | 5 | 17 |
| TOTAL ACTIVE CASELOAD (LINE 60 + 120)..... | 130 | 0 | 7 | 42 | 20 | 10 | 191 | 3 | 55 | 3 | 2 | 98 |
| JUDICIAL DISPOSITIONS..... | | | | | | | | | | | | |
| GUILTY PLEAS..... | 140 | 0 | 0 | 16 | 0 | 0 | 0 | 0 | 0 | 0 | 0 | 16 |
| TRIALS WITHOUT JURY..... | 150 | 0 | 0 | 0 | 0 | 0 | 2 | 0 | 0 | 0 | 2 | 4 |
| TRIALS BY JURY..... | 160 | 0 | 0 | 0 | 1 | 1 | 0 | 0 | 1 | 0 | 2 | 5 |
| DISMISSALS..... | 170 | 0 | 0 | 6 | 1 | 0 | 6 | 0 | 0 | 0 | 5 | 18 |
| REMANDS TO LOWER COURTS..... | 180 | 0 | 0 | 0 | 0 | 0 | 0 | 0 | 0 | 0 | 0 | 0 |
| NO PROGRESS..... | 190 | 0 | 0 | 0 | 0 | 1 | 9 | 0 | 2 | 0 | 0 | 20 |
| BENCH WARRANTS..... | 200 | 0 | 0 | 2 | 0 | 0 | 0 | 0 | 0 | 0 | 0 | 2 |
| OTHER JUDICIAL DISPOSITIONS..... | 210 | 0 | 3 | 8 | 7 | 3 | 70 | 3 | 28 | 0 | 1 | 39 |
| SUBTOTAL JUDICIAL DISP(ADD 140 THRU 210)..... | 220 | 0 | 3 | 32 | 9 | 5 | 87 | 3 | 30 | 1 | 1 | 56 |
| OTHER DISPOSITIONS..... | | | | | | | | | | | | |
| NON-SERVICE..... | 230 | 0 | 0 | 0 | 0 | 0 | 3 | 0 | 2 | 0 | 0 | 6 |
| TOTAL DISPOSITIONS (LINE 220 + 230)..... | 240 | 0 | 3 | 32 | 9 | 5 | 90 | 3 | 32 | 1 | 1 | 57 |
| PENDING CASES AT END OF YEAR..... | | | | | | | | | | | | |
| INACTIVE BENCH WARRANTS (LINE 10-90+200)..... | 250 | 0 | 0 | 1 | 0 | 0 | 0 | 0 | 0 | 0 | 0 | 1 |
| INACTIVE NON-SERVICE (LINE 20 - 95 +230)..... | 260 | 0 | 0 | 0 | 0 | 0 | 0 | 0 | 2 | 0 | 0 | 2 |
| ACTIVE PENDING (LINE 130 - 240)..... | 270 | 0 | 4 | 10 | 11 | 5 | 101 | 0 | 23 | 2 | 1 | 41 |
| TOTAL CASES PENDING END YEAR(250+260+270)..... | 280 | 0 | 4 | 11 | 11 | 5 | 101 | 0 | 25 | 2 | 1 | 41 |
| CIVIL CASES PENDING OVER TWO YEARS..... | 290 | 0 | 0 | 0 | 1 | 1 | 1 | 1 | 0 | 0 | 0 | 10 |

REPORT OF CIRCUIT CASELOAD

REGION 4

CIRCUIT #34

ROSCOMMON COUNTY

| ***** | | | | | | | | | | | | | |
|--|-------|--------|-------|--------|--------|------|--------|-------|-------|--------|--------|-----|---|
| * APPEALS * *PERSONAL INJ.* FAMILY RELATIONS * | | | | | | | | | | | | | |
| L | ***** | | FY | ***** | | | | | | | | | T |
| I N* | AR * | | CRIM- | ND/NI* | DO/DM* | DP | DU/DS* | NP | CL | ALL | | O | |
| N O* | CRIM- | AV | INAL | AUTO | NO | DIV- | PATER- | URES* | UCTS | RELA- | OTHER* | A | |
| E | INAL | CIVIL* | | NEG. | OTHER* | ORCE | NITY | SUP. | LIAB. | TIONS* | | L | |
| ***** | | | | | | | | | | | | | |
| PENDING CASES AT BEGINNING OF THE YEAR..... | | | | | | | | | | | | | |
| INACTIVE BENCH WARRANTS..... | 10 | 0 | 0 | 3 | 0 | 0 | 0 | 0 | 0 | 0 | 0 | 3 | |
| INACTIVE NON-SERVICE..... | 20 | 0 | 0 | 0 | 0 | 0 | 0 | 0 | 0 | 0 | 0 | 0 | |
| SUBTOTAL (LINE 10 + 20)..... | 30 | 0 | 0 | 3 | 0 | 0 | 0 | 0 | 0 | 0 | 0 | 3 | |
| ACTIVE PENDING..... | 40 | 0 | 3 | 32 | 14 | 23 | 61 | 0 | 9 | 1 | 61 | 205 | |
| NEW CASES FILED THIS YEAR..... | 50 | 0 | 2 | 60 | 5 | 21 | 81 | 3 | 32 | 0 | 71 | 275 | |
| SUBTOTAL ACTIVE CASELOAD (LINE 40 + 50)..... | 60 | 0 | 5 | 92 | 19 | 44 | 142 | 3 | 41 | 1 | 132 | 480 | |
| RE-OPENED CASES..... | | | | | | | | | | | | | |
| REMANDS FROM HIGHER COURTS..... | 70 | 0 | 0 | 0 | 0 | 0 | 0 | 0 | 0 | 0 | 1 | 1 | |
| PROBATION VIOLATIONS..... | 75 | 0 | 0 | 2 | 0 | 0 | 0 | 0 | 0 | 0 | 0 | 2 | |
| POST JUDGEMENT PROCEEDINGS..... | 80 | 0 | 0 | 21 | 0 | 0 | 1 | 0 | 0 | 0 | 3 | 25 | |
| APPEARANCE AFTER BENCH WARRANT ISSUED..... | 90 | 0 | 0 | 1 | 0 | 0 | 0 | 0 | 0 | 0 | 0 | 1 | |
| SERVICE MADE/ARRAIGNMENT..... | 95 | 0 | 0 | 0 | 0 | 0 | 0 | 0 | 0 | 0 | 0 | 0 | |
| MISTRIALS..... | 100 | 0 | 0 | 0 | 0 | 0 | 0 | 0 | 0 | 0 | 0 | 0 | |
| OTHER..... | 110 | 0 | 0 | 1 | 0 | 0 | 0 | 0 | 0 | 0 | 0 | 1 | |
| SUBTOTAL..... | 120 | 0 | 0 | 25 | 0 | 0 | 1 | 0 | 0 | 0 | 4 | 30 | |
| TOTAL ACTIVE CASELOAD (LINE 60 + 120)..... | 130 | 0 | 5 | 117 | 19 | 44 | 143 | 3 | 41 | 1 | 136 | 510 | |
| JUDICIAL DISPOSITIONS..... | | | | | | | | | | | | | |
| GUILTY PLEAS..... | 140 | 0 | 0 | 34 | 0 | 0 | 0 | 0 | 0 | 0 | 0 | 34 | |
| TRIALS WITHOUT JURY..... | 150 | 0 | 0 | 2 | 0 | 0 | 1 | 0 | 0 | 0 | 4 | 7 | |
| TRIALS BY JURY..... | 160 | 0 | 0 | 2 | 0 | 1 | 0 | 0 | 0 | 0 | 1 | 4 | |
| DISMISSALS..... | 170 | 0 | 0 | 40 | 5 | 10 | 14 | 0 | 5 | 0 | 18 | 92 | |
| REMANDS TO LOWER COURTS..... | 180 | 0 | 0 | 5 | 0 | 0 | 0 | 0 | 0 | 0 | 1 | 6 | |
| NO PROGRESS..... | 190 | 0 | 1 | 0 | 0 | 0 | 10 | 0 | 1 | 0 | 6 | 18 | |
| BENCH WARRANTS..... | 200 | 0 | 0 | 2 | 0 | 0 | 0 | 0 | 0 | 0 | 0 | 2 | |
| OTHER JUDICIAL DISPOSITIONS..... | 210 | 0 | 4 | 1 | 2 | 6 | 63 | 0 | 21 | 0 | 32 | 130 | |
| SUBTOTAL JUDICIAL DISP(ADD 140 THRU 210)..... | 220 | 0 | 5 | 86 | 7 | 17 | 88 | 0 | 27 | 0 | 62 | 293 | |
| OTHER DISPOSITIONS..... | | | | | | | | | | | | | |
| NON-SERVICE..... | 230 | 0 | 0 | 5 | 0 | 0 | 0 | 0 | 0 | 0 | 0 | 5 | |
| TOTAL DISPOSITIONS (LINE 220 + 230)..... | 240 | 0 | 5 | 91 | 7 | 17 | 88 | 0 | 27 | 0 | 62 | 298 | |
| PENDING CASES AT END OF YEAR..... | | | | | | | | | | | | | |
| INACTIVE BENCH WARRANTS (LINE 10-90+200)..... | 250 | 0 | 0 | 4 | 0 | 0 | 0 | 0 | 0 | 0 | 0 | 4 | |
| INACTIVE NON-SERVICE (LINE 20 - 95 +230)..... | 260 | 0 | 0 | 5 | 0 | 0 | 0 | 0 | 0 | 0 | 0 | 5 | |
| ACTIVE PENDING (LINE 130 - 240)..... | 270 | 0 | 0 | 26 | 12 | 27 | 55 | 3 | 14 | 1 | 74 | 212 | |
| TOTAL CASES PENDING END YEAR(250+260+270)..... | 280 | 0 | 0 | 35 | 12 | 27 | 55 | 3 | 14 | 1 | 74 | 221 | |
| CIVIL CASES PENDING OVER TWO YEARS..... | | | | | | | | | | | | | |
| 290 | 0 | 0 | 0 | 2 | 6 | 2 | 0 | 0 | 0 | 0 | 10 | 20 | |

REPORT OF CIRCUIT CASELOAD

REGION 4

CIRCUIT #34

COURT SUMMARY

| ***** | | | | | | | | | | | | |
|--|-------------|-------------------|----------------------|--------|--------|----------|---------|--------|--------|--------|-------|-----|
| | * APPEALS * | * PERSONAL INJ. * | * FAMILY RELATIONS * | * NP * | * CL * | * ALL * | * T * | | | | | |
| L ***** | FY ***** | ***** | | | | | | | | | | |
| I N* AR * | * CRIM-* | ND/NI* | * DO/DM* | DP * | DU/DS* | PROD-* | LABOR* | * T * | | | | |
| N O* CRIM-* | AV * | INAL * | AUTO * | NO * | DIV-* | *PATER-* | URES*/ | UCTS * | RELA-* | OTHER* | * A * | |
| E * INAL * | CIVIL* | * NEG. * | OTHER* | ORCE * | NITY * | SUP. * | LIAB. * | TIONS* | * L * | | | |
| ***** | | | | | | | | | | | | |
| PENDING CASES AT BEGINNING OF THE YEAR..... | | | | | | | | | | | | |
| INACTIVE BENCH WARRANTS..... | 10 | 0 | 0 | 5 | 0 | 0 | 2 | 0 | 0 | 0 | 0 | 7 |
| INACTIVE NON-SERVICE..... | 20 | 0 | 0 | 0 | 0 | 0 | 0 | 0 | 0 | 0 | 0 | 0 |
| SUBTOTAL (LINE 10 + 20)..... | 30 | 0 | 0 | 5 | 0 | 0 | 2 | 0 | 0 | 0 | 0 | 7 |
| ACTIVE PENDING..... | 40 | 0 | 3 | 44 | 26 | 30 | 135 | 3 | 29 | 2 | 1 | 382 |
| NEW CASES FILED THIS YEAR..... | 50 | 0 | 9 | 87 | 13 | 24 | 189 | 3 | 67 | 2 | 2 | 512 |
| SUBTOTAL ACTIVE CASELOAD (LINE 40 + 50)..... | 60 | 0 | 12 | 131 | 39 | 54 | 324 | 6 | 96 | 4 | 3 | 894 |
| RE-OPENED CASES..... | | | | | | | | | | | | |
| REMANDS FROM HIGHER COURTS..... | 70 | 0 | 0 | 0 | 0 | 0 | 0 | 0 | 0 | 0 | 2 | 2 |
| PROBATION VIOLATIONS..... | 75 | 0 | 0 | 2 | 0 | 0 | 0 | 0 | 0 | 0 | 0 | 2 |
| POST JUDGEMENT PROCEEDINGS..... | 80 | 0 | 0 | 21 | 0 | 0 | 5 | 0 | 0 | 0 | 4 | 30 |
| APPEARANCE AFTER BENCH WARRANT ISSUED..... | 90 | 0 | 0 | 4 | 0 | 0 | 2 | 0 | 0 | 0 | 0 | 6 |
| SERVICE MADE/ARRAIGNMENT..... | 95 | 0 | 0 | 0 | 0 | 0 | 3 | 0 | 0 | 0 | 1 | 4 |
| MISTRIALS..... | 100 | 0 | 0 | 0 | 0 | 0 | 0 | 0 | 0 | 0 | 0 | 0 |
| OTHER..... | 110 | 0 | 0 | 1 | 0 | 0 | 0 | 0 | 0 | 0 | 2 | 3 |
| SUBTOTAL..... | 120 | 0 | 0 | 28 | 0 | 0 | 10 | 0 | 0 | 0 | 9 | 47 |
| TOTAL ACTIVE CASELOAD (LINE 60 + 120)..... | 130 | 0 | 12 | 159 | 39 | 54 | 334 | 6 | 96 | 4 | 3 | 941 |
| JUDICIAL DISPOSITIONS..... | | | | | | | | | | | | |
| GUILTY PLEAS..... | 140 | 0 | 0 | 50 | 0 | 0 | 0 | 0 | 0 | 0 | 0 | 50 |
| TRIALS WITHOUT JURY..... | 150 | 0 | 0 | 2 | 0 | 0 | 3 | 0 | 0 | 0 | 6 | 11 |
| TRIALS BY JURY..... | 160 | 0 | 0 | 2 | 1 | 2 | 0 | 0 | 1 | 0 | 3 | 9 |
| DISMISSALS..... | 170 | 0 | 0 | 46 | 6 | 10 | 20 | 0 | 5 | 0 | 23 | 110 |
| REMANDS TO LOWER COURTS..... | 180 | 0 | 0 | 5 | 0 | 0 | 0 | 0 | 0 | 0 | 1 | 6 |
| NO PROGRESS..... | 190 | 0 | 1 | 0 | 0 | 1 | 19 | 0 | 3 | 0 | 14 | 38 |
| BENCH WARRANTS..... | 200 | 0 | 0 | 4 | 0 | 0 | 0 | 0 | 0 | 0 | 0 | 4 |
| OTHER JUDICIAL DISPOSITIONS..... | 210 | 0 | 7 | 9 | 9 | 9 | 133 | 3 | 49 | 0 | 2 | 292 |
| SUBTOTAL JUDICIAL DISP(ADD 140 THRU 210)..... | 220 | 0 | 8 | 118 | 16 | 22 | 175 | 3 | 57 | 1 | 2 | 520 |
| OTHER DISPOSITIONS..... | | | | | | | | | | | | |
| NON-SERVICE..... | 230 | 0 | 0 | 5 | 0 | 0 | 3 | 0 | 2 | 0 | 1 | 11 |
| TOTAL DISPOSITIONS (LINE 220 + 230)..... | 240 | 0 | 8 | 123 | 16 | 22 | 178 | 3 | 59 | 1 | 2 | 531 |
| PENDING CASES AT END OF YEAR..... | | | | | | | | | | | | |
| INACTIVE BENCH WARRANTS (LINE 10-90+200)..... | 250 | 0 | 0 | 5 | 0 | 0 | 0 | 0 | 0 | 0 | 0 | 5 |
| INACTIVE NON-SERVICE (LINE 20 - 95 +230)..... | 260 | 0 | 0 | 5 | 0 | 0 | 0 | 0 | 2 | 0 | 0 | 7 |
| ACTIVE PENDING (LINE 130 - 240)..... | 270 | 0 | 4 | 36 | 23 | 32 | 156 | 3 | 37 | 3 | 1 | 410 |
| TOTAL CASES PENDING END YEAR(250+260+270)..... | 280 | 0 | 4 | 46 | 23 | 32 | 156 | 3 | 39 | 3 | 1 | 422 |
| CIVIL CASES PENDING OVER TWO YEARS..... | 290 | 0 | 0 | 0 | 3 | 7 | 3 | 1 | 0 | 0 | 0 | 30 |

REPORT OF CIRCUIT CASELOAD

REGION 4

CIRCUIT #42

MIDLAND COUNTY

| ***** | | | | | | | | | | | | |
|--|----------|--------|--------|--------|--------|---------|---------|----------|--------|--------|-------|------|
| * APPEALS * *PERSONAL INJ.* FAMILY RELATIONS * | | | | | | | | | | | | |
| L | ***** | FY | ***** | ***** | ***** | ***** | ***** | ***** | ***** | ***** | ***** | T |
| I N * AR | * CRIM- | ND/NI* | DO/DM* | DP | DU/DS* | NP | CL | ALL | * T | | | |
| N O * CRIM- | AV | INAL | AUTO | NO | DIV- | *PATER- | *URESA/ | UCTS | RELA- | OTHER* | A | |
| E * INAL | * CIVIL* | | NEG. | OTHER* | ORCE | * NITY | * SUP. | * LIAB.* | TIONS* | | L | |
| ***** | | | | | | | | | | | | |
| PENDING CASES AT BEGINNING OF THE YEAR..... | | | | | | | | | | | | |
| INACTIVE BENCH WARRANTS..... | 10 | 0 | 0 | 0 | 0 | 0 | 0 | 0 | 0 | 0 | 0 | 0 |
| INACTIVE NON-SERVICE..... | 20 | 0 | 0 | 0 | 0 | 0 | 0 | 0 | 0 | 0 | 0 | 0 |
| SUBTOTAL (LINE 10 + 20)..... | 30 | 0 | 0 | 0 | 0 | 0 | 0 | 0 | 0 | 0 | 0 | 0 |
| ACTIVE PENDING..... | 40 | 4 | 6 | 73 | 45 | 28 | 429 | 56 | 65 | 6 | 121 | 833 |
| NEW CASES FILED THIS YEAR..... | 50 | 6 | 3 | 163 | 33 | 15 | 482 | 41 | 184 | 1 | 142 | 1070 |
| SUBTOTAL ACTIVE CASELOAD (LINE 40 + 50)..... | 60 | 10 | 9 | 236 | 78. | 43 | 911 | 97 | 249 | 7 | 263 | 1903 |
| RE-OPENED CASES..... | | | | | | | | | | | | |
| REMANDS FROM HIGHER COURTS..... | 70 | 0 | 0 | 0 | 0 | 0 | 0 | 0 | 0 | 0 | 0 | 0 |
| PROBATION VIOLATIONS..... | 75 | 0 | 0 | 7 | 0 | 0 | 0 | 0 | 0 | 0 | 0 | 7 |
| POST JUDGEMENT PROCEEDINGS..... | 80 | 0 | 0 | 1 | 0 | 0 | 113 | 0 | 6 | 0 | 6 | 126 |
| APPEARANCE AFTER BENCH WARRANT ISSUED..... | 90 | 0 | 0 | 2 | 0 | 0 | 0 | 0 | 0 | 0 | 0 | 2 |
| SERVICE MADE/ARRAIGNMENT..... | 95 | 0 | 0 | 0 | 0 | 0 | 0 | 0 | 0 | 0 | 0 | 0 |
| MISTRIALS..... | 100 | 0 | 0 | 0 | 2 | 0 | 0 | 0 | 0 | 0 | 0 | 2 |
| OTHER..... | 110 | 0 | 0 | 1 | 0 | 3 | 2 | 0 | 0 | 0 | 0 | 6 |
| SUBTOTAL..... | 120 | 0 | 0 | 11 | 2 | 3 | 115 | 0 | 6 | 0 | 6 | 143 |
| TOTAL ACTIVE CASELOAD (LINE 60 + 120)..... | 130 | 10 | 9 | 247 | 80 | 46 | 1026 | 97 | 255 | 7 | 269 | 2046 |
| JUDICIAL DISPOSITIONS..... | | | | | | | | | | | | |
| GUILTY PLEAS..... | 140 | 0 | 0 | 93 | 0 | 0 | 0 | 0 | 0 | 0 | 0 | 93 |
| TRIALS WITHOUT JURY..... | 150 | 0 | 0 | 2 | 2 | 1 | 145 | 0 | 0 | 0 | 13 | 163 |
| TRIALS BY JURY..... | 160 | 0 | 0 | 17 | 6 | 0 | 0 | 2 | 0 | 0 | 3 | 28 |
| DISMISSALS..... | 170 | 0 | 0 | 36 | 20 | 11 | 103 | 27 | 54 | 2 | 49 | 302 |
| REMANDS TO LOWER COURTS..... | 180 | 2 | 0 | 19 | 0 | 0 | 0 | 0 | 0 | 0 | 2 | 23 |
| NO PROGRESS..... | 190 | 0 | 0 | 0 | 1 | 0 | 34 | 0 | 0 | 0 | 9 | 44 |
| BENCH WARRANTS..... | 200 | 0 | 0 | 3 | 0 | 0 | 0 | 0 | 0 | 0 | 0 | 3 |
| OTHER JUDICIAL DISPOSITIONS..... | 210 | 4 | 0 | 21 | 4 | 1 | 321 | 20 | 152 | 0 | 58 | 581 |
| SUBTOTAL JUDICIAL DISP(ADD 140 THRU 210)..... | 220 | 6 | 0 | 191 | 33 | 13 | 603 | 49 | 206 | 2 | 134 | 1237 |
| OTHER DISPOSITIONS..... | | | | | | | | | | | | |
| NON-SERVICE..... | 230 | 0 | 0 | 0 | 0 | 0 | 0 | 0 | 0 | 0 | 0 | 0 |
| TOTAL DISPOSITIONS (LINE 220 + 230)..... | 240 | 6 | 0 | 191 | 33 | 13 | 603 | 49 | 206 | 2 | 134 | 1237 |
| PENDING CASES AT END OF YEAR..... | | | | | | | | | | | | |
| INACTIVE BENCH WARRANTS (LINE 10-90+200)..... | 250 | 0 | 0 | 1 | 0 | 0 | 0 | 0 | 0 | 0 | 0 | 1 |
| INACTIVE NON-SERVICE (LINE 20 - 95 +230)..... | 260 | 0 | 0 | 0 | 0 | 0 | 0 | 0 | 0 | 0 | 0 | 0 |
| ACTIVE PENDING (LINE 130 - 240)..... | 270 | 4 | 9 | 56 | 47 | 33 | 423 | 48 | 49 | 5 | 135 | 809 |
| TOTAL CASES PENDING END YEAR(250+260+270)..... | 280 | 4 | 9 | 57 | 47 | 33 | 423 | 48 | 49 | 5 | 135 | 810 |
| CIVIL CASES PENDING OVER TWO YEARS..... | 290 | 0 | 0 | 0 | 6 | 9 | 1 | 0 | 0 | 0 | 4 | 20 |

REPORT OF CIRCUIT CASELOAD

REGION 4

CIRCUIT #49

MECOSTA COUNTY

| ***** | | | | | | | | | | | | |
|--|-------------|-------|-------------------|-------|----------------------|------|-------|-------|-------|-------|-------|-----|
| | * APPEALS * | | * PERSONAL INJ. * | | * FAMILY RELATIONS * | | | | | | | |
| L | ***** | | ***** | | ***** | | | ***** | | | ***** | |
| I N | AR | | CRIM | ND/NI | DO/DM | DP | DU/DS | PROD | LABOR | ALL | | T |
| N O | CRIM | AV | INAL | AUTO | NO | DIV | PATER | URES | UCTS | RELA | OTHER | A |
| E | INAL | CIVIL | | NEG. | OTHER | ORCE | NITY | SUP. | LIAB. | TIONS | | L |
| ***** | | | | | | | | | | | | |
| PENDING CASES AT BEGINNING OF THE YEAR..... | | | | | | | | | | | | |
| | 0 | 0 | 0 | 0 | 0 | 0 | 0 | 0 | 0 | 0 | 0 | 0 |
| INACTIVE BENCH WARRANTS..... | 10 | 0 | 0 | 0 | 0 | 0 | 0 | 0 | 0 | 0 | 0 | 0 |
| INACTIVE NON-SERVICE..... | 20 | 0 | 0 | 0 | 0 | 0 | 0 | 0 | 0 | 0 | 0 | 0 |
| SUBTOTAL (LINE 10 + 20)..... | 30 | 0 | 0 | 0 | 0 | 0 | 0 | 0 | 0 | 0 | 0 | 0 |
| ACTIVE PENDING..... | 40 | 1 | 4 | 14 | 16 | 5 | 139 | 29 | 139 | 7 | 0 | 93 |
| NEW CASES FILED THIS YEAR..... | 50 | 2 | 2 | 37 | 10 | 5 | 202 | 14 | 108 | 2 | 1 | 81 |
| SUBTOTAL ACTIVE CASELOAD (LINE 40 + 50)..... | 60 | 3 | 6 | 51 | 26 | 10 | 341 | 43 | 247 | 9 | 1 | 174 |
| RE-OPENED CASES..... | | | | | | | | | | | | |
| REMANDS FROM HIGHER COURTS..... | 70 | 0 | 0 | 0 | 0 | 0 | 0 | 0 | 0 | 0 | 0 | 0 |
| PROBATION VIOLATIONS..... | 75 | 0 | 0 | 13 | 0 | 0 | 0 | 0 | 0 | 0 | 0 | 13 |
| POST JUDGEMENT PROCEEDINGS..... | 80 | 0 | 0 | 0 | 0 | 0 | 1 | 0 | 0 | 0 | 0 | 1 |
| APPEARANCE AFTER BENCH WARRANT ISSUED..... | 90 | 0 | 0 | 0 | 0 | 0 | 0 | 0 | 0 | 0 | 0 | 0 |
| SERVICE MADE/ARRAIGNMENT..... | 95 | 0 | 0 | 0 | 3 | 2 | 22 | 5 | 15 | 1 | 0 | 7 |
| MISTRIALS..... | 100 | 0 | 0 | 0 | 0 | 0 | 0 | 0 | 0 | 0 | 0 | 0 |
| OTHER..... | 110 | 0 | 0 | 0 | 1 | 0 | 72 | 16 | 28 | 0 | 0 | 17 |
| SUBTOTAL..... | 120 | 0 | 0 | 13 | 4 | 2 | 95 | 21 | 43 | 1 | 0 | 24 |
| TOTAL ACTIVE CASELOAD (LINE 60 + 120)..... | 130 | 3 | 6 | 64 | 30 | 12 | 436 | 64 | 290 | 10 | 1 | 198 |
| JUDICIAL DISPOSITIONS..... | | | | | | | | | | | | |
| GUILTY PLEAS..... | 140 | 0 | 0 | 24 | 0 | 0 | 0 | 0 | 0 | 0 | 0 | 24 |
| TRIALS WITHOUT JURY..... | 150 | 0 | 0 | 0 | 1 | 0 | 4 | 0 | 0 | 0 | 0 | 7 |
| TRIALS BY JURY..... | 160 | 0 | 0 | 0 | 2 | 1 | 0 | 1 | 0 | 0 | 0 | 3 |
| DISMISSALS..... | 170 | 0 | 0 | 3 | 7 | 2 | 8 | 5 | 40 | 1 | 0 | 13 |
| REMANDS TO LOWER COURTS..... | 180 | 0 | 0 | 4 | 0 | 0 | 0 | 0 | 0 | 0 | 0 | 3 |
| NO PROGRESS..... | 190 | 0 | 2 | 0 | 0 | 0 | 20 | 0 | 1 | 0 | 0 | 9 |
| BENCH WARRANTS..... | 200 | 0 | 0 | 0 | 0 | 0 | 0 | 0 | 0 | 0 | 0 | 0 |
| OTHER JUDICIAL DISPOSITIONS..... | 210 | 0 | 0 | 9 | 6 | 1 | 190 | 21 | 128 | 0 | 0 | 56 |
| SUBTOTAL JUDICIAL DISP(ADD 140 THRU 210)..... | 220 | 0 | 2 | 40 | 16 | 4 | 222 | 27 | 169 | 1 | 0 | 91 |
| OTHER DISPOSITIONS..... | | | | | | | | | | | | |
| NON-SERVICE..... | 230 | 0 | 0 | 0 | 3 | 3 | 39 | 12 | 47 | 2 | 0 | 15 |
| TOTAL DISPOSITIONS (LINE 220 + 230)..... | 240 | 0 | 2 | 40 | 19 | 7 | 261 | 39 | 216 | 3 | 0 | 106 |
| PENDING CASES AT END OF YEAR..... | | | | | | | | | | | | |
| INACTIVE BENCH WARRANTS (LINE 10-90+200)..... | 250 | 0 | 0 | 0 | 0 | 0 | 0 | 0 | 0 | 0 | 0 | 0 |
| INACTIVE NON-SERVICE (LINE 20 - 95 +230)..... | 260 | 0 | 0 | 0 | 0 | 1 | 17 | 7 | 32 | 1 | 0 | 8 |
| ACTIVE PENDING (LINE 130 - 240)..... | 270 | 3 | 4 | 24 | 11 | 5 | 175 | 25 | 74 | 7 | 1 | 92 |
| TOTAL CASES PENDING END YEAR(250+260+270)..... | 280 | 3 | 4 | 24 | 11 | 6 | 192 | 32 | 106 | 8 | 1 | 100 |
| CIVIL CASES PENDING OVER TWO YEARS..... | | | | | | | | | | | | |
| | 290 | 0 | 0 | 0 | 4 | 1 | 6 | 2 | 13 | 6 | 0 | 22 |

REPORT OF CIRCUIT CASELOAD

REGION 4

CIRCUIT #49

OSCEOLA COUNTY

| ***** | | | | | | | | | | | | |
|--|-------------|-------------------|----------------------|-------|------|-------|-------|-------|-------|------|-------|-----|
| | * APPEALS * | * PERSONAL INJ. * | * FAMILY RELATIONS * | | | | | | | | | |
| L | ***** | FY | ***** | NP | CL | ALL | T | | | | | |
| I N | AR | CRIM | ND/NI | DO/DM | DP | DU/DS | PROD | LABOR | OTHER | A | | |
| N O | CRIM | AV | INAL | AUTO | NO | DIV | PATER | URES | UCTS | RELA | OTHER | A |
| E | INAL | CIVIL | NEG. | OTHER | ORCE | NITY | SUP. | LIAB. | TIONS | | | L |
| ***** | | | | | | | | | | | | |
| PENDING CASES AT BEGINNING OF THE YEAR..... | | | | | | | | | | | | |
| INACTIVE BENCH WARRANTS..... | 10 | 0 | 0 | 0 | 0 | 0 | 0 | 0 | 0 | 0 | 0 | 0 |
| INACTIVE NON-SERVICE..... | 20 | 0 | 0 | 0 | 0 | 0 | 0 | 0 | 0 | 0 | 0 | 0 |
| SUBTOTAL (LINE 10 + 20)..... | 30 | 0 | 0 | 0 | 0 | 0 | 0 | 0 | 0 | 0 | 0 | 0 |
| ACTIVE PENDING..... | 40 | 1 | 2 | 20 | 7 | 0 | 81 | 4 | 4 | 0 | 66 | 185 |
| NEW CASES FILED THIS YEAR..... | 50 | 0 | 0 | 60 | 7 | 4 | 119 | 13 | 24 | 0 | 42 | 269 |
| SUBTOTAL ACTIVE CASELOAD (LINE 40 + 50)..... | 60 | 1 | 2 | 80 | 14 | 4 | 200 | 17 | 28 | 0 | 108 | 454 |
| RE-OPENED CASES..... | | | | | | | | | | | | |
| REMANDS FROM HIGHER COURTS..... | 70 | 0 | 0 | 0 | 0 | 0 | 0 | 0 | 0 | 0 | 0 | 0 |
| PROBATION VIOLATIONS..... | 75 | 0 | 0 | 16 | 0 | 0 | 0 | 0 | 0 | 0 | 0 | 16 |
| POST JUDGEMENT PROCEEDINGS..... | 80 | 0 | 0 | 0 | 0 | 0 | 175 | 0 | 0 | 0 | 2 | 177 |
| APPEARANCE AFTER BENCH WARRANT ISSUED..... | 90 | 0 | 0 | 0 | 0 | 0 | 0 | 0 | 0 | 0 | 0 | 0 |
| SERVICE MADE/ARRAIGNMENT..... | 95 | 0 | 0 | 0 | 0 | 0 | 0 | 0 | 0 | 0 | 0 | 0 |
| MISTRIALS..... | 100 | 0 | 0 | 0 | 0 | 0 | 0 | 0 | 0 | 0 | 0 | 0 |
| OTHER..... | 110 | 0 | 0 | 0 | 0 | 0 | 0 | 0 | 0 | 0 | 0 | 0 |
| SUBTOTAL..... | 120 | 0 | 0 | 16 | 0 | 0 | 175 | 0 | 0 | 0 | 2 | 193 |
| TOTAL ACTIVE CASELOAD (LINE 60 + 120)..... | 130 | 1 | 2 | 96 | 14 | 4 | 375 | 17 | 28 | 0 | 110 | 647 |
| JUDICIAL DISPOSITIONS..... | | | | | | | | | | | | |
| GUILTY PLEAS..... | 140 | 0 | 0 | 65 | 0 | 0 | 0 | 0 | 0 | 0 | 0 | 65 |
| TRIALS WITHOUT JURY..... | 150 | 0 | 0 | 0 | 0 | 0 | 0 | 0 | 0 | 0 | 0 | 0 |
| TRIALS BY JURY..... | 160 | 0 | 0 | 0 | 0 | 0 | 0 | 0 | 0 | 0 | 0 | 0 |
| DISMISSALS..... | 170 | 0 | 0 | 0 | 0 | 0 | 0 | 0 | 0 | 0 | 0 | 0 |
| REMANDS TO LOWER COURTS..... | 180 | 0 | 0 | 0 | 0 | 0 | 0 | 0 | 0 | 0 | 0 | 0 |
| NO PROGRESS..... | 190 | 0 | 0 | 0 | 0 | 0 | 0 | 0 | 0 | 0 | 0 | 0 |
| BENCH WARRANTS..... | 200 | 0 | 0 | 0 | 0 | 0 | 0 | 0 | 0 | 0 | 0 | 0 |
| OTHER JUDICIAL DISPOSITIONS..... | 210 | 1 | 1 | 0 | 1 | 0 | 274 | 15 | 18 | 0 | 20 | 330 |
| SUBTOTAL JUDICIAL DISP(ADD 140 THRU 210)..... | 220 | 1 | 1 | 65 | 1 | 0 | 274 | 15 | 18 | 0 | 20 | 395 |
| OTHER DISPOSITIONS..... | | | | | | | | | | | | |
| NON-SERVICE..... | 230 | 0 | 0 | 0 | 0 | 0 | 0 | 0 | 0 | 0 | 0 | 0 |
| TOTAL DISPOSITIONS (LINE 220 + 230)..... | 240 | 1 | 1 | 65 | 1 | 0 | 274 | 15 | 18 | 0 | 20 | 395 |
| PENDING CASES AT END OF YEAR..... | | | | | | | | | | | | |
| INACTIVE BENCH WARRANTS (LINE 10-90+200)..... | 250 | 0 | 0 | 0 | 0 | 0 | 0 | 0 | 0 | 0 | 0 | 0 |
| INACTIVE NON-SERVICE (LINE 20 - 95 +230)..... | 260 | 0 | 0 | 0 | 0 | 0 | 0 | 0 | 0 | 0 | 0 | 0 |
| ACTIVE PENDING (LINE 130 - 240)..... | 270 | 0 | 1 | 31 | 13 | 4 | 101 | 2 | 10 | 0 | 90 | 252 |
| TOTAL CASES PENDING END YEAR(250+260+270)..... | 280 | 0 | 1 | 31 | 13 | 4 | 101 | 2 | 10 | 0 | 90 | 252 |
| CIVIL CASES PENDING OVER TWO YEARS..... | 290 | 0 | 0 | 0 | 0 | 0 | 0 | 0 | 0 | 0 | 0 | 0 |

REPORT OF CIRCUIT CASELOAD

REGION 4

CIRCUIT #49

COURT SUMMARY

| ***** | | | | | | | | | | | | | |
|---|----------|----------|---------------|--------|---------|----------|----------|--------|--------|----------|-------|------|---|
| * APPEALS * *PERSONAL INJ.* FAMILY RELATIONS * * CL * ALL * T | | | | | | | | | | | | | |
| L | ***** | | FY | ***** | | | | | | | | | O |
| I N* AR * | * CRIM-* | ND/NI* | * DO/DM* DP * | DU/DS* | PROD-* | LABOR* | * UCTS * | RELA-* | OTHER* | * TIONS* | * A | L | |
| N O* CRIM-* | AV | INAL * | AUTO * | NO | * DIV-* | *PATER-* | URES* | UCTS * | RELA-* | OTHER* | * A | L | |
| E * INAL * | CIVIL* | * NEG. * | OTHER* | ORCE * | NITY * | SUP. * | LIAB. * | TIONS* | * A | L | ***** | | |
| PENDING CASES AT BEGINNING OF THE YEAR..... | | | | | | | | | | | | | |
| INACTIVE BENCH WARRANTS..... | 10 | 0 | 0 | 0 | 0 | 0 | 0 | 0 | 0 | 0 | 0 | 0 | |
| INACTIVE NON-SERVICE..... | 20 | 0 | 0 | 0 | 0 | 0 | 0 | 0 | 0 | 0 | 0 | 0 | |
| SUBTOTAL (LINE 10 + 20)..... | 30 | 0 | 0 | 0 | 0 | 0 | 0 | 0 | 0 | 0 | 0 | 0 | |
| ACTIVE PENDING..... | 40 | 2 | 6 | 34 | 23 | 5 | 220 | 33 | 143 | 7 | 0 | 159 | |
| NEW CASES FILED THIS YEAR..... | 50 | 2 | 2 | 97 | 17 | 9 | 321 | 27 | 132 | 2 | 1 | 123 | |
| SUBTOTAL ACTIVE CASELOAD (LINE 40 + 50)..... | 60 | 4 | 8 | 131 | 40 | 14 | 541 | 60 | 275 | 9 | 1 | 282 | |
| RE-OPENED CASES..... | | | | | | | | | | | | | |
| REMANDS FROM HIGHER COURTS..... | 70 | 0 | 0 | 0 | 0 | 0 | 0 | 0 | 0 | 0 | 0 | 0 | |
| PROBATION VIOLATIONS..... | 75 | 0 | 0 | 29 | 0 | 0 | 0 | 0 | 0 | 0 | 0 | 29 | |
| POST JUDGEMENT PROCEEDINGS..... | 80 | 0 | 0 | 0 | 0 | 0 | 176 | 0 | 0 | 0 | 0 | 178 | |
| APPEARANCE AFTER BENCH WARRANT ISSUED..... | 90 | 0 | 0 | 0 | 0 | 0 | 0 | 0 | 0 | 0 | 0 | 0 | |
| SERVICE MADE/ARRAIGNMENT..... | 95 | 0 | 0 | 0 | 3 | 2 | 22 | 5 | 15 | 1 | 0 | 55 | |
| MISTRIALS..... | 100 | 0 | 0 | 0 | 0 | 0 | 0 | 0 | 0 | 0 | 0 | 0 | |
| OTHER..... | 110 | 0 | 0 | 0 | 1 | 0 | 72 | 16 | 28 | 0 | 0 | 134 | |
| SUBTOTAL..... | 120 | 0 | 0 | 29 | 4 | 2 | 270 | 21 | 43 | 1 | 0 | 396 | |
| TOTAL ACTIVE CASELOAD (LINE 60 + 120)..... | 130 | 4 | 8 | 160 | 44 | 16 | 811 | 81 | 318 | 10 | 1 | 1761 | |
| JUDICIAL DISPOSITIONS..... | | | | | | | | | | | | | |
| GUILTY PLEAS..... | 140 | 0 | 0 | 89 | 0 | 0 | 0 | 0 | 0 | 0 | 0 | 89 | |
| TRIALS WITHOUT JURY..... | 150 | 0 | 0 | 0 | 1 | 0 | 4 | 0 | 0 | 0 | 0 | 12 | |
| TRIALS BY JURY..... | 160 | 0 | 0 | 0 | 2 | 1 | 0 | 1 | 0 | 0 | 0 | 7 | |
| DISMISSALS..... | 170 | 0 | 0 | 3 | 7 | 2 | 8 | 5 | 40 | 1 | 0 | 79 | |
| REMANDS TO LOWER COURTS..... | 180 | 0 | 0 | 4 | 0 | 0 | 0 | 0 | 0 | 0 | 0 | 7 | |
| NO PROGRESS..... | 190 | 0 | 2 | 0 | 0 | 0 | 20 | 0 | 1 | 0 | 0 | 32 | |
| BENCH WARRANTS..... | 200 | 0 | 0 | 0 | 0 | 0 | 0 | 0 | 0 | 0 | 0 | 0 | |
| OTHER JUDICIAL DISPOSITIONS..... | 210 | 1 | 1 | 9 | 7 | 1 | 464 | 36 | 146 | 0 | 0 | 741 | |
| SUBTOTAL JUDICIAL DISP(ADD 140 THRU 210)..... | 220 | 1 | 3 | 105 | 17 | 4 | 496 | 42 | 187 | 1 | 0 | 967 | |
| OTHER DISPOSITIONS..... | | | | | | | | | | | | | |
| NON-SERVICE..... | 230 | 0 | 0 | 0 | 3 | 3 | 39 | 12 | 47 | 2 | 0 | 121 | |
| TOTAL DISPOSITIONS (LINE 220 + 230)..... | 240 | 1 | 3 | 105 | 20 | 7 | 535 | 54 | 234 | 3 | 0 | 1088 | |
| PENDING CASES AT END OF YEAR..... | | | | | | | | | | | | | |
| INACTIVE BENCH WARRANTS (LINE 10-90+200)..... | 250 | 0 | 0 | 0 | 0 | 0 | 0 | 0 | 0 | 0 | 0 | 0 | |
| INACTIVE NON-SERVICE (LINE 20 - 95 +230)..... | 260 | 0 | 0 | 0 | 0 | 1 | 17 | 7 | 32 | 1 | 0 | 66 | |
| ACTIVE PENDING (LINE 130 - 240)..... | 270 | 3 | 5 | 55 | 24 | 9 | 276 | 27 | 84 | 7 | 1 | 673 | |
| TOTAL CASES PENDING END YEAR(250+260+270)..... | 280 | 3 | 5 | 55 | 24 | 10 | 293 | 34 | 116 | 8 | 1 | 739 | |
| CIVIL CASES PENDING OVER TWO YEARS..... | 290 | 0 | 0 | 0 | 4 | 1 | 6 | 2 | 13 | 6 | 0 | 54 | |

REPORT OF CIRCUIT CASELOAD

REGION 4

CIRCUIT #51

LAKE COUNTY

| ***** | | | | | | | | | | | | |
|--|-------------|--------------------|----------------------|-----------|-----------|---------|--------|---------|-------|-------|-------|-------|
| | * APPEALS * | * PERSONAL INJ. * | * FAMILY RELATIONS * | | | * NP * | * CL * | * ALL * | * T * | ***** | | |
| L | ***** | FY | ***** | ***** | ***** | ***** | ***** | ***** | ***** | ***** | ***** | ***** |
| I N * AR * | * CRIM-* | ND/NI* | * DO/DM* | DP * | DU/DS* | PROD-* | LABOR* | * T * | ***** | | | |
| N O * CRIM-* | AV * | INAL * AUTO * NO * | * DIV-* | * PATER-* | * URESA/* | UCTS * | RELA-* | OTHER* | ***** | | | |
| E * INAL * CIVIL* | * NEG. * | * OTHER* | ORCE * | NITY * | SUP. * | LIAB. * | TIONS* | * L * | ***** | | | |
| ----- | | | | | | | | | | | | |
| PENDING CASES AT BEGINNING OF THE YEAR..... | | | | | | | | | | | | |
| INACTIVE BENCH WARRANTS..... | 10 | 0 | 0 | 2 | 0 | 0 | 0 | 6 | 0 | 0 | 0 | 8 |
| INACTIVE NON-SERVICE..... | 20 | 0 | 0 | 0 | 0 | 0 | 0 | 0 | 0 | 0 | 0 | 0 |
| SUBTOTAL (LINE 10 + 20)..... | 30 | 0 | 0 | 2 | 0 | 0 | 0 | 6 | 0 | 0 | 0 | 8 |
| ACTIVE PENDING..... | 40 | 0 | 4 | 32 | 11 | 2 | 51 | 49 | 32 | 3 | 0 | 242 |
| NEW CASES FILED THIS YEAR..... | 50 | 0 | 2 | 34 | 1 | 0 | 40 | 6 | 7 | 0 | 0 | 140 |
| SUBTOTAL ACTIVE CASELOAD (LINE 40 + 50)..... | 60 | 0 | 6 | 66 | 12 | 2 | 91 | 55 | 39 | 3 | 0 | 382 |
| RE-OPENED CASES..... | | | | | | | | | | | | |
| REMANDS FROM HIGHER COURTS..... | 70 | 0 | 1 | 0 | 0 | 0 | 0 | 0 | 0 | 0 | 0 | 1 |
| PROBATION VIOLATIONS..... | 75 | 0 | 0 | 0 | 0 | 0 | 0 | 0 | 0 | 0 | 0 | 0 |
| POST JUDGEMENT PROCEEDINGS..... | 80 | 0 | 0 | 0 | 0 | 0 | 12 | 3 | 0 | 0 | 0 | 16 |
| APPEARANCE AFTER BENCH WARRANT ISSUED..... | 90 | 0 | 0 | 2 | 0 | 0 | 0 | 0 | 0 | 0 | 0 | 2 |
| SERVICE MADE/ARRAIGNMENT..... | 95 | 0 | 0 | 0 | 0 | 0 | 0 | 0 | 0 | 0 | 0 | 0 |
| MISTRIALS..... | 100 | 0 | 0 | 0 | 0 | 0 | 0 | 0 | 0 | 0 | 0 | 0 |
| OTHER..... | 110 | 0 | 0 | 1 | 0 | 0 | 0 | 0 | 0 | 0 | 0 | 1 |
| SUBTOTAL..... | 120 | 0 | 1 | 3 | 0 | 0 | 12 | 3 | 0 | 0 | 0 | 20 |
| TOTAL ACTIVE CASELOAD (LINE 60 + 120)..... | 130 | 0 | 7 | 69 | 12 | 2 | 103 | 58 | 39 | 3 | 0 | 402 |
| JUDICIAL DISPOSITIONS..... | | | | | | | | | | | | |
| GUILTY PLEAS..... | 140 | 0 | 0 | 15 | 0 | 0 | 0 | 0 | 0 | 0 | 0 | 15 |
| TRIALS WITHOUT JURY..... | 150 | 0 | 0 | 0 | 0 | 0 | 0 | 0 | 0 | 0 | 0 | 0 |
| TRIALS BY JURY..... | 160 | 0 | 0 | 6 | 0 | 0 | 0 | 0 | 0 | 0 | 0 | 6 |
| DISMISSALS..... | 170 | 0 | 0 | 6 | 1 | 1 | 1 | 0 | 0 | 0 | 0 | 17 |
| REMANDS TO LOWER COURTS..... | 180 | 0 | 0 | 1 | 0 | 0 | 0 | 0 | 0 | 0 | 0 | 1 |
| NO PROGRESS..... | 190 | 0 | 0 | 0 | 0 | 1 | 13 | 23 | 16 | 0 | 0 | 68 |
| BENCH WARRANTS..... | 200 | 0 | 0 | 1 | 0 | 0 | 0 | 0 | 0 | 0 | 0 | 1 |
| OTHER JUDICIAL DISPOSITIONS..... | 210 | 0 | 2 | 2 | 2 | 0 | 39 | 13 | 5 | 0 | 0 | 97 |
| SUBTOTAL JUDICIAL DISP(ADD 140 THRU 210)..... | 220 | 0 | 2 | 31 | 3 | 2 | 53 | 36 | 21 | 0 | 0 | 205 |
| OTHER DISPOSITIONS..... | | | | | | | | | | | | |
| NON-SERVICE..... | 230 | 0 | 0 | 0 | 0 | 0 | 0 | 0 | 0 | 0 | 0 | 0 |
| TOTAL DISPOSITIONS (LINE 220 + 230)..... | 240 | 0 | 2 | 31 | 3 | 2 | 53 | 36 | 21 | 0 | 0 | 205 |
| PENDING CASES AT END OF YEAR..... | | | | | | | | | | | | |
| INACTIVE BENCH WARRANTS (LINE 10-90+200)..... | 250 | 0 | 0 | 1 | 0 | 0 | 0 | 6 | 0 | 0 | 0 | 7 |
| INACTIVE NON-SERVICE (LINE 20 - 95 +230)..... | 260 | 0 | 0 | 0 | 0 | 0 | 0 | 0 | 0 | 0 | 0 | 0 |
| ACTIVE PENDING (LINE 130 - 240)..... | 270 | 0 | 5 | 38 | 9 | 0 | 50 | 22 | 18 | 3 | 0 | 197 |
| TOTAL CASES PENDING END YEAR(250+260+270)..... | 280 | 0 | 5 | 39 | 9 | 0 | 50 | 28 | 18 | 3 | 0 | 204 |
| CIVIL CASES PENDING OVER TWO YEARS..... | 290 | 0 | 0 | 0 | 0 | 0 | 0 | 0 | 0 | 0 | 0 | 0 |

REPORT OF CIRCUIT CASELOAD

REGION 4

CIRCUIT #51

MASON COUNTY

| ***** | | | | | | | | | | | | |
|--|-------------|-------------------|----------------------|-------|-------|-------|--------|-------|-------|-------|-------|---|
| | * APPEALS * | * PERSONAL INJ. * | * FAMILY RELATIONS * | | | | | | | | | T |
| L | FY | | | NP | CL | ALL | | | | | | O |
| I N | AR | CRIM- | ND/NI | DO/DM | DP | DU/DS | PROD- | LABOR | | | | T |
| N O | CRIM- | AV | INAL | AUTO | NO | DIV- | PATER- | URES | UCTS | RELA- | OTHER | A |
| E | INAL | CIVIL | | NEG. | OTHER | ORCE | NITY | SUP. | LIAB. | TIONS | | L |
| ***** | | | | | | | | | | | | |
| PENDING CASES AT BEGINNING OF THE YEAR..... | | | | | | | | | | | | |
| INACTIVE BENCH WARRANTS..... | 10 | 0 | 0 | 0 | 0 | 0 | 0 | 0 | 0 | 0 | 0 | 0 |
| INACTIVE NON-SERVICE..... | 20 | 0 | 0 | 0 | 0 | 0 | 0 | 0 | 0 | 0 | 0 | 0 |
| SUBTOTAL (LINE 10 + 20)..... | 30 | 0 | 0 | 0 | 0 | 0 | 0 | 0 | 0 | 0 | 0 | 0 |
| ACTIVE PENDING..... | 40 | 0 | 0 | 0 | 0 | 0 | 0 | 0 | 0 | 0 | 0 | 0 |
| NEW CASES FILED THIS YEAR..... | 50 | 0 | 0 | 0 | 0 | 0 | 0 | 0 | 0 | 0 | 0 | 0 |
| SUBTOTAL ACTIVE CASELOAD (LINE 40 + 50)..... | 60 | 0 | 0 | 0 | 0 | 0 | 0 | 0 | 0 | 0 | 0 | 0 |
| RE-OPENED CASES..... | | | | | | | | | | | | |
| REMANDS FROM HIGHER COURTS..... | 70 | 0 | 0 | 0 | 0 | 0 | 0 | 0 | 0 | 0 | 0 | 0 |
| PROBATION VIOLATIONS..... | 75 | 0 | 0 | 0 | 0 | 0 | 0 | 0 | 0 | 0 | 0 | 0 |
| POST JUDGEMENT PROCEEDINGS..... | 80 | 0 | 0 | 0 | 0 | 0 | 0 | 0 | 0 | 0 | 0 | 0 |
| APPEARANCE AFTER BENCH WARRANT ISSUED..... | 90 | 0 | 0 | 0 | 0 | 0 | 0 | 0 | 0 | 0 | 0 | 0 |
| SERVICE MADE/ARRAIGNMENT..... | 95 | 0 | 0 | 0 | 0 | 0 | 0 | 0 | 0 | 0 | 0 | 0 |
| MISTRIALS..... | 100 | 0 | 0 | 0 | 0 | 0 | 0 | 0 | 0 | 0 | 0 | 0 |
| OTHER..... | 110 | 0 | 0 | 0 | 0 | 0 | 0 | 0 | 0 | 0 | 0 | 0 |
| SUBTOTAL..... | 120 | 0 | 0 | 0 | 0 | 0 | 0 | 0 | 0 | 0 | 0 | 0 |
| TOTAL ACTIVE CASELOAD (LINE 60 + 120)..... | 130 | 0 | 0 | 0 | 0 | 0 | 0 | 0 | 0 | 0 | 0 | 0 |
| JUDICIAL DISPOSITIONS..... | | | | | | | | | | | | |
| GUILTY PLEAS..... | 140 | 0 | 0 | 0 | 0 | 0 | 0 | 0 | 0 | 0 | 0 | 0 |
| TRIALS WITHOUT JURY..... | 150 | 0 | 0 | 0 | 0 | 0 | 0 | 0 | 0 | 0 | 0 | 0 |
| TRIALS BY JURY..... | 160 | 0 | 0 | 0 | 0 | 0 | 0 | 0 | 0 | 0 | 0 | 0 |
| DISMISSALS..... | 170 | 0 | 0 | 0 | 0 | 0 | 0 | 0 | 0 | 0 | 0 | 0 |
| REMANDS TO LOWER COURTS..... | 180 | 0 | 0 | 0 | 0 | 0 | 0 | 0 | 0 | 0 | 0 | 0 |
| NO PROGRESS..... | 190 | 0 | 0 | 0 | 0 | 0 | 0 | 0 | 0 | 0 | 0 | 0 |
| BENCH WARRANTS..... | 200 | 0 | 0 | 0 | 0 | 0 | 0 | 0 | 0 | 0 | 0 | 0 |
| OTHER JUDICIAL DISPOSITIONS..... | 210 | 0 | 0 | 0 | 0 | 0 | 0 | 0 | 0 | 0 | 0 | 0 |
| SUBTOTAL JUDICIAL DISP(ADD 140 THRU 210)..... | 220 | 0 | 0 | 0 | 0 | 0 | 0 | 0 | 0 | 0 | 0 | 0 |
| OTHER DISPOSITIONS..... | | | | | | | | | | | | |
| NON-SERVICE..... | 230 | 0 | 0 | 0 | 0 | 0 | 0 | 0 | 0 | 0 | 0 | 0 |
| TOTAL DISPOSITIONS (LINE 220 + 230)..... | 240 | 0 | 0 | 0 | 0 | 0 | 0 | 0 | 0 | 0 | 0 | 0 |
| PENDING CASES AT END OF YEAR..... | | | | | | | | | | | | |
| INACTIVE BENCH WARRANTS (LINE 10-90+200)..... | 250 | 0 | 0 | 0 | 0 | 0 | 0 | 0 | 0 | 0 | 0 | 0 |
| INACTIVE NON-SERVICE (LINE 20 - 95 +230)..... | 260 | 0 | 0 | 0 | 0 | 0 | 0 | 0 | 0 | 0 | 0 | 0 |
| ACTIVE PENDING (LINE 130 - 240)..... | 270 | 0 | 0 | 0 | 0 | 0 | 0 | 0 | 0 | 0 | 0 | 0 |
| TOTAL CASES PENDING END YEAR(250+260+270)..... | 280 | 0 | 0 | 0 | 0 | 0 | 0 | 0 | 0 | 0 | 0 | 0 |
| CIVIL CASES PENDING OVER TWO YEARS..... | 290 | 0 | 0 | 0 | 0 | 0 | 0 | 0 | 0 | 0 | 0 | 0 |

REPORT OF CIRCUIT CASELOAD

REGION 4

CIRCUIT #51

COURT SUMMARY

| ***** | | | | | | | | | | | | | | |
|--|-------------|-------------------|----------------------|-----------|-----------|----------|-----------|------------|-----------|----------|-----------|-------|-----|--|
| | * APPEALS * | * PERSONAL INJ. * | * FAMILY RELATIONS * | | | * NP * | * CL * | * ALL * | * T * | | | | | |
| L | * AR * | * CRIM-ND/NI * | * DO/DM * | * DP * | * DU/DS * | * PROD * | * LABOR * | * T * | | | | | | |
| N | * CRIM-* | * AV * | * INAL * | * AUTO * | * NO * | * DIV * | * PATER * | * URESA/ * | * UCTS * | * RELA * | * OTHER * | * A * | | |
| E | * INAL * | * CIVIL * | * NEG. * | * OTHER * | * ORCE * | * NITY * | * SUP. * | * LIAB. * | * TIONS * | * L * | | | | |
| ***** | | | | | | | | | | | | | | |
| PENDING CASES AT BEGINNING OF THE YEAR..... | | | | | | | | | | | | | | |
| INACTIVE BENCH WARRANTS..... | 10 | 0 | 0 | 2 | 0 | 0 | 0 | 6 | 0 | 0 | 0 | 0 | 8 | |
| INACTIVE NON-SERVICE..... | 20 | 0 | 0 | 0 | 0 | 0 | 0 | 0 | 0 | 0 | 0 | 0 | 0 | |
| SUBTOTAL (LINE 10 + 20)..... | 30 | 0 | 0 | 2 | 0 | 0 | 0 | 6 | 0 | 0 | 0 | 0 | 8 | |
| ACTIVE PENDING..... | 40 | 0 | 4 | 32 | 11 | 2 | 51 | 49 | 32 | 3 | 0 | 58 | 242 | |
| NEW CASES FILED THIS YEAR..... | 50 | 0 | 2 | 34 | 1 | 0 | 40 | 6 | 7 | 0 | 0 | 50 | 140 | |
| SUBTOTAL ACTIVE CASELOAD (LINE 40 + 50)..... | 60 | 0 | 6 | 66 | 12 | 2 | 91 | 55 | 39 | 3 | 0 | 108 | 382 | |
| RE-OPENED CASES..... | | | | | | | | | | | | | | |
| REMANDS FROM HIGHER COURTS..... | 70 | 0 | 1 | 0 | 0 | 0 | 0 | 0 | 0 | 0 | 0 | 0 | 1 | |
| PROBATION VIOLATIONS..... | 75 | 0 | 0 | 0 | 0 | 0 | 0 | 0 | 0 | 0 | 0 | 0 | 0 | |
| POST JUDGEMENT PROCEEDINGS..... | 80 | 0 | 0 | 0 | 0 | 0 | 12 | 3 | 0 | 0 | 0 | 1 | 16 | |
| APPEARANCE AFTER BENCH WARRANT ISSUED..... | 90 | 0 | 0 | 2 | 0 | 0 | 0 | 0 | 0 | 0 | 0 | 0 | 2 | |
| SERVICE MADE/ARRAIGNMENT..... | 95 | 0 | 0 | 0 | 0 | 0 | 0 | 0 | 0 | 0 | 0 | 0 | 0 | |
| MISTRIALS..... | 100 | 0 | 0 | 0 | 0 | 0 | 0 | 0 | 0 | 0 | 0 | 0 | 0 | |
| OTHER..... | 110 | 0 | 0 | 1 | 0 | 0 | 0 | 0 | 0 | 0 | 0 | 0 | 1 | |
| SUBTOTAL..... | 120 | 0 | 1 | 3 | 0 | 0 | 12 | 3 | 0 | 0 | 0 | 1 | 20 | |
| TOTAL ACTIVE CASELOAD (LINE 60 + 120)..... | 130 | 0 | 7 | 69 | 12 | 2 | 103 | 58 | 39 | 3 | 0 | 109 | 402 | |
| JUDICIAL DISPOSITIONS..... | | | | | | | | | | | | | | |
| GUILTY PLEAS..... | 140 | 0 | 0 | 15 | 0 | 0 | 0 | 0 | 0 | 0 | 0 | 0 | 15 | |
| TRIALS WITHOUT JURY..... | 150 | 0 | 0 | 0 | 0 | 0 | 0 | 0 | 0 | 0 | 0 | 0 | 0 | |
| TRIALS BY JURY..... | 160 | 0 | 0 | 6 | 0 | 0 | 0 | 0 | 0 | 0 | 0 | 0 | 6 | |
| DISMISSALS..... | 170 | 0 | 0 | 6 | 1 | 1 | 1 | 0 | 0 | 0 | 0 | 8 | 17 | |
| REMANDS TO LOWER COURTS..... | 180 | 0 | 0 | 1 | 0 | 0 | 0 | 0 | 0 | 0 | 0 | 0 | 1 | |
| NO PROGRESS..... | 190 | 0 | 0 | 0 | 0 | 1 | 13 | 23 | 16 | 0 | 0 | 15 | 68 | |
| BENCH WARRANTS..... | 200 | 0 | 0 | 1 | 0 | 0 | 0 | 0 | 0 | 0 | 0 | 0 | 1 | |
| OTHER JUDICIAL DISPOSITIONS..... | 210 | 0 | 2 | 2 | 2 | 0 | 39 | 13 | 5 | 0 | 0 | 34 | 97 | |
| SUBTOTAL JUDICIAL DISP(ADD 140 THRU 210)..... | 220 | 0 | 2 | 31 | 3 | 2 | 53 | 36 | 21 | 0 | 0 | 57 | 205 | |
| OTHER DISPOSITIONS..... | | | | | | | | | | | | | | |
| NON-SERVICE..... | 230 | 0 | 0 | 0 | 0 | 0 | 0 | 0 | 0 | 0 | 0 | 0 | 0 | |
| TOTAL DISPOSITIONS (LINE 220 + 230)..... | 240 | 0 | 2 | 31 | 3 | 2 | 53 | 36 | 21 | 0 | 0 | 57 | 205 | |
| PENDING CASES AT END OF YEAR..... | | | | | | | | | | | | | | |
| INACTIVE BENCH WARRANTS (LINE 10-90+200)..... | 250 | 0 | 0 | 1 | 0 | 0 | 0 | 6 | 0 | 0 | 0 | 0 | 7 | |
| INACTIVE NON-SERVICE (LINE 20 - 95 +230)..... | 260 | 0 | 0 | 0 | 0 | 0 | 0 | 0 | 0 | 0 | 0 | 0 | 0 | |
| ACTIVE PENDING (LINE 130 - 240)..... | 270 | 0 | 5 | 38 | 9 | 0 | 50 | 22 | 18 | 3 | 0 | 52 | 197 | |
| TOTAL CASES PENDING END YEAR(250+260+270)..... | 280 | 0 | 5 | 39 | 9 | 0 | 50 | 28 | 18 | 3 | 0 | 52 | 204 | |
| CIVIL CASES PENDING OVER TWO YEARS..... | 290 | 0 | 0 | 0 | 0 | 0 | 0 | 0 | 0 | 0 | 0 | 0 | 0 | |

REPORT OF CIRCUIT CASELOAD

REGION 4

REGION SUMMARY

| ***** | | | | | | | | | | | | | |
|--|----------|----------|--------|--------|--------|---------|---------|--------|--------|--------|-------|-------|-------|
| * APPEALS * *PERSONAL INJ.* FAMILY RELATIONS * | | | | | | | | | | | | | |
| L | ***** | FY | ***** | ***** | ***** | ***** | ***** | ***** | ***** | ***** | ***** | ***** | |
| I N* AR * | * CRIM-* | ND/NI* | DO/DM* | DP | DU/DS* | PROD-* | LABOR* | ALL * | T | | | | |
| N O* CRIM-* | AV * | INAL * | AUTO * | NO * | DIV-* | PATER-* | URES* | UCTS * | RELA-* | OTHER* | A | | |
| E * INAL * | CIVIL* | * NEG. * | OTHER* | ORCE * | NITY * | SUP. * | LIAB. * | TIONS* | | | L | | |
| ***** | | | | | | | | | | | | | |
| PENDING CASES AT BEGINNING OF THE YEAR..... | | | | | | | | | | | | | |
| INACTIVE BENCH WARRANTS..... | 10 | 0 | 0 | 40 | 7 | 0 | 209 | 34 | 38 | 1 | 1 | 7 | 337 |
| INACTIVE NON-SERVICE..... | 20 | 0 | 0 | 1 | 14 | 2 | 287 | 46 | 103 | 1 | 0 | 94 | 548 |
| SUBTOTAL (LINE 10 + 20)..... | 30 | 0 | 0 | 41 | 21 | 2 | 496 | 80 | 141 | 2 | 1 | 101 | 885 |
| ACTIVE PENDING..... | 40 | 21 | 48 | 699 | 341 | 141 | 2911 | 348 | 501 | 57 | 7 | 1364 | 6438 |
| NEW CASES FILED THIS YEAR..... | 50 | 30 | 37 | 1537 | 252 | 85 | 3701 | 388 | 1204 | 15 | 9 | 1595 | 8853 |
| SUBTOTAL ACTIVE CASELOAD (LINE 40 + 50)..... | 60 | 51 | 85 | 2236 | 593 | 226 | 6612 | 736 | 1705 | 72 | 16 | 2959 | 15291 |
| RE-OPENED CASES..... | | | | | | | | | | | | | |
| REMANDS FROM HIGHER COURTS..... | 70 | 2 | 1 | 2 | 1 | 1 | 0 | 0 | 0 | 0 | 0 | 3 | 10 |
| PROBATION VIOLATIONS..... | 75 | 0 | 0 | 120 | 0 | 0 | 0 | 0 | 0 | 0 | 0 | 0 | 120 |
| POST JUDGEMENT PROCEEDINGS..... | 80 | 0 | 0 | 28 | 2 | 0 | 1020 | 46 | 146 | 0 | 0 | 43 | 1285 |
| APPEARANCE AFTER BENCH WARRANT ISSUED..... | 90 | 0 | 0 | 50 | 0 | 0 | 136 | 9 | 22 | 0 | 0 | 2 | 219 |
| SERVICE MADE/ARRAIGNMENT..... | 95 | 0 | 0 | 0 | 23 | 4 | 303 | 41 | 73 | 1 | 0 | 114 | 559 |
| MISTRIALS..... | 100 | 0 | 0 | 1 | 3 | 0 | 0 | 0 | 0 | 0 | 0 | 0 | 4 |
| OTHER..... | 110 | 0 | 0 | 25 | 5 | 3 | 104 | 26 | 123 | 0 | 0 | 56 | 342 |
| SUBTOTAL..... | 120 | 2 | 1 | 226 | 34 | 8 | 1563 | 122 | 364 | 1 | 0 | 218 | 2539 |
| TOTAL ACTIVE CASELOAD (LINE 60 + 120)..... | 130 | 53 | 86 | 2462 | 627 | 234 | 8175 | 858 | 2069 | 73 | 16 | 3177 | 17830 |
| JUDICIAL DISPOSITIONS..... | | | | | | | | | | | | | |
| GUILTY PLEAS..... | 140 | 0 | 0 | 934 | 0 | 0 | 0 | 0 | 0 | 0 | 0 | 0 | 934 |
| TRIALS WITHOUT JURY..... | 150 | 0 | 0 | 19 | 4 | 2 | 335 | 5 | 9 | 0 | 0 | 83 | 457 |
| TRIALS BY JURY..... | 160 | 0 | 0 | 94 | 26 | 5 | 0 | 8 | 0 | 3 | 1 | 25 | 162 |
| DISMISSALS..... | 170 | 6 | 10 | 299 | 108 | 47 | 448 | 123 | 277 | 8 | 2 | 304 | 1632 |
| REMANDS TO LOWER COURTS..... | 180 | 8 | 4 | 87 | 2 | 1 | 0 | 0 | 0 | 0 | 0 | 11 | 113 |
| NO PROGRESS..... | 190 | 0 | 5 | 0 | 5 | 2 | 320 | 56 | 59 | 2 | 0 | 136 | 585 |
| BENCH WARRANTS..... | 200 | 0 | 0 | 55 | 0 | 0 | 54 | 11 | 18 | 0 | 0 | 3 | 141 |
| OTHER JUDICIAL DISPOSITIONS..... | 210 | 11 | 12 | 303 | 79 | 28 | 3639 | 293 | 1096 | 4 | 6 | 993 | 6464 |
| SUBTOTAL JUDICIAL DISP(ADD 140 THRU 210)..... | 220 | 25 | 31 | 1791 | 224 | 85 | 4796 | 496 | 1459 | 17 | 9 | 1555 | 10488 |
| OTHER DISPOSITIONS..... | | | | | | | | | | | | | |
| NON-SERVICE..... | 230 | 0 | 0 | 7 | 16 | 5 | 305 | 38 | 92 | 2 | 0 | 101 | 566 |
| TOTAL DISPOSITIONS (LINE 220 + 230)..... | 240 | 25 | 31 | 1798 | 240 | 90 | 5101 | 534 | 1551 | 19 | 9 | 1656 | 11054 |
| PENDING CASES AT END OF YEAR..... | | | | | | | | | | | | | |
| INACTIVE BENCH WARRANTS (LINE 10-90+200)..... | 250 | 0 | 0 | 45 | 7 | 0 | 127 | 36 | 34 | 1 | 1 | 8 | 259 |
| INACTIVE NON-SERVICE (LINE 20 - 95 +230)..... | 260 | 0 | 0 | 8 | 7 | 3 | 289 | 43 | 122 | 2 | 0 | 31 | 555 |
| ACTIVE PENDING (LINE 130 - 240)..... | 270 | 28 | 55 | 664 | 387 | 144 | 3074 | 324 | 518 | 54 | 7 | 1521 | 6776 |
| TOTAL CASES PENDING END YEAR(250+260+270)..... | 280 | 28 | 55 | 717 | 401 | 147 | 3490 | 403 | 674 | 57 | 8 | 1610 | 7590 |
| CIVIL CASES PENDING OVER TWO YEARS..... | 290 | 0 | 7 | 0 | 41 | 25 | 15 | 32 | 16 | 20 | 0 | 117 | 273 |

REPORT OF CIRCUIT CASELOAD

REGION 5

CIRCUIT #11

ALGER COUNTY

| ***** | | | | | | | | | | | | | |
|--|-------------|---------|-------------------|---------|----------------------|---------|---------|---------|---------|---------|---------|---------|-------|
| | * APPEALS * | | * PERSONAL INJ. * | | * FAMILY RELATIONS * | | | * NP * | | * CL * | | * ALL * | * T |
| L | ***** FY | | ***** | | ***** | | | ***** | | ***** | | ***** | ***** |
| I N | AR | * CRIM | * ND/NI | * DO/DM | DP | * DU/DS | PROD | * LABOR | * UCTS | * RELA | * OTHER | * A | ***** |
| N O | * CRIM | * AV | * INAL | * AUTO | * NO | * DIV | * PATER | * URESA | * UCTS | * RELA | * OTHER | * A | ***** |
| E | * INAL | * CIVIL | * NEG. | * OTHER | * ORCE | * NITY | * SUP. | * LIAB. | * TIONS | * LIAB. | * TIONS | * L | ***** |
| ***** | | | | | | | | | | | | | |
| PENDING CASES AT BEGINNING OF THE YEAR..... | | | | | | | | | | | | | |
| INACTIVE BENCH WARRANTS..... | 10 | 0 | 0 | 1 | 0 | 0 | 9 | 0 | 6 | 0 | 0 | 0 | 16 |
| INACTIVE NON-SERVICE..... | 20 | 0 | 0 | 0 | 0 | 0 | 0 | 0 | 0 | 0 | 0 | 0 | 0 |
| SUBTOTAL (LINE 10 + 20)..... | 30 | 0 | 0 | 1 | 0 | 0 | 9 | 0 | 6 | 0 | 0 | 0 | 16 |
| ACTIVE PENDING..... | 40 | 1 | 0 | 4 | 3 | 2 | 14 | 0 | 0 | 0 | 0 | 14 | 38 |
| NEW CASES FILED THIS YEAR..... | 50 | 1 | 0 | 69 | 4 | 2 | 38 | 0 | 22 | 0 | 0 | 26 | 162 |
| SUBTOTAL ACTIVE CASELOAD (LINE 40 + 50)..... | 60 | 2 | 0 | 73 | 7 | 4 | 52 | 0 | 22 | 0 | 0 | 40 | 200 |
| RE-OPENED CASES..... | | | | | | | | | | | | | |
| REMANDS FROM HIGHER COURTS..... | 70 | 0 | 0 | 0 | 0 | 0 | 0 | 0 | 0 | 0 | 0 | 0 | 0 |
| PROBATION VIOLATIONS..... | 75 | 0 | 0 | 3 | 0 | 0 | 0 | 0 | 0 | 0 | 0 | 0 | 3 |
| POST JUDGEMENT PROCEEDINGS..... | 80 | 0 | 0 | 0 | 0 | 0 | 28 | 0 | 8 | 0 | 0 | 0 | 36 |
| APPEARANCE AFTER BENCH WARRANT ISSUED..... | 90 | 0 | 0 | 4 | 0 | 0 | 19 | 0 | 1 | 0 | 0 | 0 | 24 |
| SERVICE MADE/ARRAIGNMENT..... | 95 | 0 | 0 | 0 | 0 | 0 | 0 | 0 | 0 | 0 | 0 | 0 | 0 |
| MISTRIALS..... | 100 | 0 | 0 | 0 | 0 | 0 | 0 | 0 | 0 | 0 | 0 | 0 | 0 |
| OTHER..... | 110 | 0 | 0 | 0 | 1 | 0 | 0 | 0 | 0 | 0 | 0 | 0 | 1 |
| SUBTOTAL..... | 120 | 0 | 0 | 7 | 1 | 0 | 47 | 0 | 9 | 0 | 0 | 0 | 64 |
| TOTAL ACTIVE CASELOAD (LINE 60 + 120)..... | 130 | 2 | 0 | 80 | 8 | 4 | 99 | 0 | 31 | 0 | 0 | 40 | 264 |
| JUDICIAL DISPOSITIONS..... | | | | | | | | | | | | | |
| GUILTY PLEAS..... | 140 | 0 | 0 | 44 | 0 | 0 | 0 | 0 | 0 | 0 | 0 | 0 | 44 |
| TRIALS WITHOUT JURY..... | 150 | 0 | 0 | 0 | 0 | 0 | 0 | 0 | 0 | 0 | 0 | 5 | 5 |
| TRIALS BY JURY..... | 160 | 0 | 0 | 2 | 0 | 0 | 0 | 0 | 0 | 0 | 0 | 0 | 2 |
| DISMISSALS..... | 170 | 0 | 0 | 2 | 2 | 2 | 7 | 0 | 1 | 0 | 0 | 9 | 23 |
| REMANDS TO LOWER COURTS..... | 180 | 0 | 0 | 0 | 0 | 0 | 0 | 0 | 0 | 0 | 0 | 0 | 0 |
| NO PROGRESS..... | 190 | 0 | 0 | 0 | 0 | 0 | 0 | 0 | 0 | 0 | 0 | 0 | 0 |
| BENCH WARRANTS..... | 200 | 0 | 0 | 4 | 0 | 0 | 10 | 0 | 6 | 0 | 0 | 0 | 20 |
| OTHER JUDICIAL DISPOSITIONS..... | 210 | 2 | 0 | 7 | 1 | 0 | 65 | 0 | 23 | 0 | 0 | 8 | 106 |
| SUBTOTAL JUDICIAL DISP(ADD 140 THRU 210)..... | 220 | 2 | 0 | 59 | 3 | 2 | 82 | 0 | 30 | 0 | 0 | 22 | 200 |
| OTHER DISPOSITIONS..... | | | | | | | | | | | | | |
| NON-SERVICE..... | 230 | 0 | 0 | 0 | 0 | 0 | 0 | 0 | 0 | 0 | 0 | 0 | 0 |
| TOTAL DISPOSITIONS (LINE 220 + 230)..... | 240 | 2 | 0 | 59 | 3 | 2 | 82 | 0 | 30 | 0 | 0 | 22 | 200 |
| PENDING CASES AT END OF YEAR..... | | | | | | | | | | | | | |
| INACTIVE BENCH WARRANTS (LINE 10-90+200)..... | 250 | 0 | 0 | 1 | 0 | 0 | 0 | 0 | 11 | 0 | 0 | 0 | 12 |
| INACTIVE NON-SERVICE (LINE 20 - 95 +230)..... | 260 | 0 | 0 | 0 | 0 | 0 | 0 | 0 | 0 | 0 | 0 | 0 | 0 |
| ACTIVE PENDING (LINE 130 - 240)..... | 270 | 0 | 0 | 21 | 5 | 2 | 17 | 0 | 1 | 0 | 0 | 18 | 64 |
| TOTAL CASES PENDING END YEAR(250+260+270)..... | 280 | 0 | 0 | 22 | 5 | 2 | 17 | 0 | 12 | 0 | 0 | 18 | 76 |
| CIVIL CASES PENDING OVER TWO YEARS..... | 290 | 0 | 0 | 0 | 0 | 0 | 0 | 0 | 0 | 0 | 0 | 0 | 0 |

REPORT OF CIRCUIT CASELOAD

REGION 5

CIRCUIT #11

LUCE COUNTY

| ***** | | | | | | | | | | | | | | |
|--|----------|----|--------|--------|----------|--------|----------|----------|---------|----------|--------|----|--|---|
| * APPEALS * *PERSONAL INJ.* FAMILY RELATIONS * | | | | | | | | | | | | | | |
| L | ***** | | FY | ***** | | | | | | | | | | T |
| I N* AR * | * CRIM- | AV | * INAL | * AUTO | * NO | * DIV- | * PATER- | * URESA/ | * UCTS | * RELA- | OTHER* | A | | |
| E * INAL | * CIVIL* | | | * NEG. | * OTHER* | ORCE | * NITY | * SUP. | * LIAB. | * TIONS* | | L | | |
| ***** | | | | | | | | | | | | | | |
| PENDING CASES AT BEGINNING OF THE YEAR..... | | | | | | | | | | | | | | |
| INACTIVE BENCH WARRANTS..... | 10 | 0 | 0 | 2 | 0 | 0 | 0 | 0 | 0 | 0 | 0 | 2 | | |
| INACTIVE NON-SERVICE..... | 20 | 0 | 0 | 0 | 0 | 0 | 0 | 0 | 0 | 0 | 0 | 0 | | |
| SUBTOTAL (LINE 10 + 20)..... | 30 | 0 | 0 | 2 | 0 | 0 | 0 | 0 | 0 | 0 | 0 | 2 | | |
| ACTIVE PENDING..... | 40 | 0 | 0 | 1 | 1 | 4 | 20 | 1 | 4 | 2 | 0 | 13 | | |
| NEW CASES FILED THIS YEAR..... | 50 | 4 | 0 | 25 | 0 | 2 | 29 | 10 | 2 | 0 | 0 | 20 | | |
| SUBTOTAL ACTIVE CASELOAD (LINE 40 + 50)..... | 60 | 4 | 0 | 26 | 1 | 6 | 49 | 11 | 6 | 2 | 0 | 33 | | |
| RE-OPENED CASES..... | | | | | | | | | | | | | | |
| REMANDS FROM HIGHER COURTS..... | 70 | 1 | 0 | 0 | 0 | 0 | 0 | 0 | 0 | 0 | 0 | 1 | | |
| PROBATION VIOLATIONS..... | 75 | 0 | 0 | 3 | 0 | 0 | 0 | 0 | 0 | 0 | 0 | 3 | | |
| POST JUDGEMENT PROCEEDINGS..... | 80 | 0 | 0 | 0 | 0 | 0 | 2 | 0 | 0 | 0 | 0 | 2 | | |
| APPEARANCE AFTER BENCH WARRANT ISSUED..... | 90 | 0 | 0 | 0 | 0 | 0 | 0 | 0 | 0 | 0 | 0 | 0 | | |
| SERVICE MADE/ARRAIGNMENT..... | 95 | 0 | 0 | 0 | 0 | 0 | 0 | 0 | 0 | 0 | 0 | 0 | | |
| MISTRIALS..... | 100 | 0 | 0 | 0 | 0 | 0 | 0 | 0 | 0 | 0 | 0 | 0 | | |
| OTHER..... | 110 | 0 | 0 | 0 | 0 | 0 | 8 | 2 | 2 | 0 | 0 | 12 | | |
| SUBTOTAL..... | 120 | 1 | 0 | 3 | 0 | 0 | 10 | 2 | 2 | 0 | 0 | 18 | | |
| TOTAL ACTIVE CASELOAD (LINE 60 + 120)..... | 130 | 5 | 0 | 29 | 1 | 6 | 59 | 13 | 8 | 2 | 0 | 33 | | |
| JUDICIAL DISPOSITIONS..... | | | | | | | | | | | | | | |
| GUILTY PLEAS..... | 140 | 0 | 0 | 19 | 0 | 0 | 0 | 0 | 0 | 0 | 0 | 19 | | |
| TRIALS WITHOUT JURY..... | 150 | 0 | 0 | 0 | 0 | 1 | 6 | 0 | 0 | 0 | 0 | 7 | | |
| TRIALS BY JURY..... | 160 | 0 | 0 | 3 | 1 | 1 | 0 | 0 | 0 | 0 | 0 | 5 | | |
| DISMISSALS..... | 170 | 0 | 0 | 2 | 0 | 2 | 12 | 1 | 0 | 1 | 0 | 29 | | |
| REMANDS TO LOWER COURTS..... | 180 | 0 | 0 | 0 | 0 | 0 | 0 | 0 | 0 | 0 | 11 | 1 | | |
| NO PROGRESS..... | 190 | 0 | 0 | 0 | 0 | 0 | 0 | 0 | 0 | 0 | 0 | 1 | | |
| BENCH WARRANTS..... | 200 | 0 | 0 | 0 | 0 | 0 | 0 | 0 | 0 | 0 | 0 | 0 | | |
| OTHER JUDICIAL DISPOSITIONS..... | 210 | 0 | 0 | 4 | 0 | 0 | 34 | 10 | 7 | 1 | 0 | 15 | | |
| SUBTOTAL JUDICIAL DISP(ADD 140 THRU 210)..... | 220 | 0 | 0 | 28 | 1 | 4 | 52 | 11 | 7 | 2 | 0 | 27 | | |
| OTHER DISPOSITIONS..... | | | | | | | | | | | | | | |
| NON-SERVICE..... | 230 | 0 | 0 | 0 | 0 | 0 | 0 | 0 | 0 | 0 | 0 | 0 | | |
| TOTAL DISPOSITIONS (LINE 220 + 230)..... | 240 | 0 | 0 | 28 | 1 | 4 | 52 | 11 | 7 | 2 | 0 | 27 | | |
| PENDING CASES AT END OF YEAR..... | | | | | | | | | | | | | | |
| INACTIVE BENCH WARRANTS (LINE 10-90+200)..... | 250 | 0 | 0 | 2 | 0 | 0 | 0 | 0 | 0 | 0 | 0 | 2 | | |
| INACTIVE NON-SERVICE (LINE 20 - 95 +230)..... | 260 | 0 | 0 | 0 | 0 | 0 | 0 | 0 | 0 | 0 | 0 | 0 | | |
| ACTIVE PENDING (LINE 130 - 240)..... | 270 | 5 | 0 | 1 | 0 | 2 | 7 | 2 | 1 | 0 | 0 | 6 | | |
| TOTAL CASES PENDING END YEAR(250+260+270)..... | 280 | 5 | 0 | 3 | 0 | 2 | 7 | 2 | 1 | 0 | 0 | 6 | | |
| CIVIL CASES PENDING OVER TWO YEARS..... | | | | | | | | | | | | | | |
| | 290 | 0 | 0 | 0 | 0 | 0 | 0 | 0 | 0 | 0 | 0 | 0 | | |

National Criminal Justice Reference Service

ncjrs

While portions of this document are illegible, it was micro-filmed from the best copy available. It is being distributed because of the valuable information it contains.

National Institute of Justice
United States Department of Justice
Washington, D. C. 20531

REPORT OF CIRCUIT CASELOAD

REGION 5

CIRCUIT #11

SCHOOLCRAFT COUNTY

| ***** | | | | | | | | | | | | | | | |
|--|-----------------|-------------------|-------------|----------------------|--------|--------|--------|---------|----------|----------|-----|-----|-----|--|--|
| * APPEALS * | | * PERSONAL INJ. * | | * FAMILY RELATIONS * | | | | | | | | | | | |
| ***** | | | | | | | | | | | | | | | |
| 10 | 11 | 12 | 13 | 14 | 15 | 16 | 17 | 18 | 19 | 20 | 21 | 22 | 23 | | |
| 10 | 11 | 12 | 13 | 14 | 15 | 16 | 17 | 18 | 19 | 20 | 21 | 22 | 23 | | |
| E | * INAL * CIVIL* | * INAL | * AUTO + NO | * NEG. + OTHER* | * DRCE | * NITY | * SUP. | * LIAB. | * TIONS* | * OTHER* | * A | * L | | | |
| ***** | | | | | | | | | | | | | | | |
| PENDING CASES AT BEGINNING OF THE YEAR..... | | | | | | | | | | | | | | | |
| INACTIVE BENCH WARRANTS..... | 10 | 0 | 0 | 1 | 0 | 0 | 13 | 1 | 1 | 0 | 0 | 0 | 16 | | |
| INACTIVE NON-SERVICE..... | 20 | 0 | 0 | 0 | 0 | 0 | 6 | 1 | 3 | 0 | 0 | 4 | 14 | | |
| SUBTOTAL (LINE 10 + 20)..... | 30 | 0 | 0 | 1 | 0 | 0 | 19 | 2 | 4 | 0 | 0 | 4 | 30 | | |
| ACTIVE PENDING..... | 40 | 2 | 0 | 5 | 3 | 0 | 30 | 5 | 2 | 0 | 0 | 27 | 74 | | |
| NEW CASES FILED THIS YEAR..... | 50 | 0 | 2 | 5 | 0 | 0 | 42 | 2 | 15 | 0 | 0 | 30 | 145 | | |
| SUBTOTAL ACTIVE CASELOAD (LINE 40 + 50)..... | 60 | 2 | 2 | 45 | 12 | 0 | 73 | 7 | 15 | 0 | 0 | 57 | 219 | | |
| RE-OPENED CASES..... | | | | | | | | | | | | | | | |
| REMANDS FROM HIGHER COURTS..... | 70 | 0 | 0 | 0 | 0 | 0 | 0 | 0 | 0 | 0 | 0 | 0 | 0 | | |
| PROBATION VIOLATIONS..... | 75 | 0 | 0 | 6 | 0 | 0 | 0 | 0 | 0 | 0 | 0 | 0 | 6 | | |
| POST JUDGEMENT PROCEEDINGS..... | 80 | 0 | 0 | 0 | 0 | 0 | 54 | 15 | 16 | 0 | 0 | 0 | 85 | | |
| APPEARANCE AFTER BENCH WARRANT ISSUED..... | 90 | 0 | 0 | 0 | 0 | 0 | 18 | 4 | 2 | 0 | 0 | 0 | 24 | | |
| SERVICE MADE/ARRAIGNMENT..... | 95 | 0 | 0 | 0 | 3 | 0 | 14 | 2 | 8 | 0 | 0 | 15 | 42 | | |
| MISDEMEANORS..... | 100 | 0 | 0 | 0 | 0 | 0 | 0 | 0 | 0 | 0 | 0 | 0 | 0 | | |
| OTHER..... | 110 | 0 | 0 | 1 | 0 | 0 | 0 | 0 | 0 | 0 | 0 | 2 | 3 | | |
| SUBTOTAL..... | 120 | 0 | 0 | 7 | 3 | 0 | 86 | 21 | 26 | 0 | 0 | 17 | 153 | | |
| TOTAL ACTIVE CASELOAD (LINE 60 + 120)..... | 130 | 2 | 2 | 52 | 15 | 0 | 159 | 29 | 41 | 0 | 0 | 74 | 372 | | |
| JUDICIAL DISPOSITIONS..... | | | | | | | | | | | | | | | |
| GUILTY PLEAS..... | 140 | 0 | 0 | 23 | 0 | 0 | 0 | 0 | 0 | 0 | 0 | 0 | 23 | | |
| TRIALS WITHOUT JURY..... | 150 | 0 | 0 | 0 | 0 | 0 | 3 | 1 | 0 | 0 | 0 | 2 | 6 | | |
| TRIALS BY JURY..... | 160 | 0 | 0 | 9 | 1 | 0 | 0 | 2 | 0 | 0 | 0 | 1 | 13 | | |
| DISMISSALS..... | 170 | 0 | 0 | 8 | 3 | 0 | 10 | 5 | 6 | 0 | 0 | 13 | 45 | | |
| REMANDS TO LOWER COURTS..... | 180 | 0 | 0 | 1 | 0 | 0 | 0 | 0 | 0 | 0 | 0 | 0 | 1 | | |
| NO PROGRESS..... | 190 | 0 | 0 | 0 | 0 | 0 | 0 | 0 | 0 | 0 | 0 | 0 | 0 | | |
| BENCH WARRANTS..... | 200 | 0 | 0 | 2 | 0 | 0 | 15 | 8 | 3 | 0 | 0 | 0 | 28 | | |
| OTHER JUDICIAL DISPOSITIONS..... | 210 | 2 | 2 | 8 | 2 | 0 | 92 | 9 | 32 | 0 | 0 | 26 | 173 | | |
| SUBTOTAL JUDICIAL DISP (ADD 140 THRU 210)..... | 220 | 2 | 2 | 51 | 6 | 0 | 120 | 25 | 41 | 0 | 0 | 42 | 289 | | |
| OTHER DISPOSITIONS..... | | | | | | | | | | | | | | | |
| NON-SERVICE..... | 230 | 0 | 0 | 0 | 4 | 0 | 16 | 2 | 5 | 0 | 0 | 14 | 41 | | |
| TOTAL DISPOSITIONS (LINE 220 + 230)..... | 240 | 2 | 2 | 51 | 10 | 0 | 136 | 27 | 46 | 0 | 0 | 56 | 330 | | |
| PENDING CASES AT END OF YEAR..... | | | | | | | | | | | | | | | |
| INACTIVE BENCH WARRANTS (LINE 10-90+200)..... | 250 | 0 | 0 | 3 | 0 | 0 | 10 | 5 | 2 | 0 | 0 | 0 | 20 | | |
| INACTIVE NON-SERVICE (LINE 20 - 95 +230)..... | 260 | 0 | 0 | 0 | 1 | 0 | 8 | 1 | 0 | 0 | 0 | 3 | 13 | | |
| ACTIVE PENDING (LINE 130 - 240)..... | 270 | 0 | 0 | 1 | 5 | 0 | 23 | 2 | 0 | 0 | 0 | 18 | 49 | | |
| TOTAL CASES PENDING END YEAR(250+260+270)..... | 280 | 0 | 0 | 4 | 6 | 0 | 41 | 8 | 2 | 0 | 0 | 21 | 82 | | |
| CIVIL CASES PENDING OVER TWO YEARS..... | 290 | 0 | 0 | 0 | 1 | 0 | 0 | 0 | 0 | 0 | 0 | 1 | 2 | | |

REPORT OF CIRCUIT CASELOAD

REGION 5

CIRCUIT #11

COURT SUMMARY

| ***** | | | | | | | | | | | | |
|--|-------------|-------------------|----------------------|--------|--------|---------|---------|----------|--------|--------|-----|-----|
| | * APPEALS * | * PERSONAL INJ. * | * FAMILY RELATIONS * | | * NP * | * CL * | * ALL * | * T | | * L | | |
| L ***** | FY ***** | ***** | | | | | | | | | | |
| I N* AR * | * CRIM-* | ND/NI* | * DO/DM* | DP * | DU/DS* | PROD-* | LABOR* | * T | | * L | | |
| N D* CRIM-* | AV * | INAL * | AUTO * | NO * | DIV-* | PATER-* | URES*/ | UCTS * | RELA-* | OTHER* | * A | |
| E * INAL * | CIVIL* | * NEG. * | OTHER* | ORCE * | NITY * | SUP. * | LIAB. * | * TIONS* | | * L | | |
| ***** | | | | | | | | | | | | |
| PENDING CASES AT BEGINNING OF THE YEAR..... | | | | | | | | | | | | |
| INACTIVE BENCH WARRANTS..... | 10 | 0 | 4 | 0 | 0 | 22 | 1 | 7 | 0 | 0 | 0 | 34 |
| INACTIVE NON-SERVICE..... | 20 | 0 | 0 | 0 | 0 | 6 | 1 | 3 | 0 | 0 | 4 | 14 |
| SUBTOTAL (LINE 10 + 20)..... | 30 | 0 | 4 | 0 | 0 | 28 | 2 | 10 | 0 | 0 | 4 | 48 |
| ACTIVE PENDING..... | 40 | 3 | 10 | 7 | 6 | 64 | 6 | 6 | 2 | 0 | 54 | 158 |
| NEW CASES FILED THIS YEAR..... | 50 | 5 | 134 | 13 | 4 | 110 | 13 | 42 | 0 | 0 | 76 | 399 |
| SUBTOTAL ACTIVE CASELOAD (LINE 40 + 50)..... | 60 | 8 | 144 | 20 | 10 | 174 | 19 | 48 | 2 | 0 | 130 | 557 |
| RE-OPENED CASES..... | | | | | | | | | | | | |
| REMANDS FROM HIGHER COURTS..... | 70 | 1 | 0 | 0 | 0 | 0 | 0 | 0 | 0 | 0 | 0 | 1 |
| PROBATION VIOLATIONS..... | 75 | 0 | 12 | 0 | 0 | 0 | 0 | 0 | 0 | 0 | 0 | 12 |
| POST JUDGEMENT PROCEEDINGS..... | 80 | 0 | 0 | 0 | 0 | 84 | 15 | 24 | 0 | 0 | 0 | 123 |
| APPEARANCE AFTER BENCH WARRANT ISSUED..... | 90 | 0 | 4 | 0 | 0 | 37 | 4 | 3 | 0 | 0 | 0 | 48 |
| SERVICE MADE/ARRAIGNMENT..... | 95 | 0 | 0 | 3 | 0 | 14 | 2 | 8 | 0 | 0 | 15 | 42 |
| MISTRIALS..... | 100 | 0 | 0 | 0 | 0 | 0 | 0 | 0 | 0 | 0 | 0 | 0 |
| OTHER..... | 110 | 0 | 1 | 1 | 0 | 8 | 2 | 2 | 0 | 0 | 2 | 16 |
| SUBTOTAL..... | 120 | 1 | 17 | 4 | 0 | 143 | 23 | 37 | 0 | 0 | 17 | 242 |
| TOTAL ACTIVE CASELOAD (LINE 60 + 120)..... | 130 | 9 | 161 | 24 | 10 | 317 | 42 | 85 | 2 | 0 | 147 | 799 |
| JUDICIAL DISPOSITIONS..... | | | | | | | | | | | | |
| GUILTY PLEAS..... | 140 | 0 | 86 | 0 | 0 | 0 | 0 | 0 | 0 | 0 | 0 | 86 |
| TRIALS WITHOUT JURY..... | 150 | 0 | 0 | 0 | 1 | 9 | 1 | 0 | 0 | 0 | 7 | 18 |
| TRIALS BY JURY..... | 160 | 0 | 14 | 2 | 1 | 0 | 2 | 0 | 0 | 0 | 1 | 20 |
| DISMISSALS..... | 170 | 0 | 12 | 5 | 4 | 29 | 6 | 7 | 1 | 0 | 33 | 97 |
| REMANDS TO LOWER COURTS..... | 180 | 0 | 1 | 0 | 0 | 0 | 0 | 0 | 0 | 0 | 1 | 2 |
| NO PROGRESS..... | 190 | 0 | 0 | 0 | 0 | 0 | 0 | 0 | 0 | 0 | 0 | 0 |
| BENCH WARRANTS..... | 200 | 0 | 6 | 0 | 0 | 25 | 8 | 9 | 0 | 0 | 0 | 48 |
| OTHER JUDICIAL DISPOSITIONS..... | 210 | 4 | 19 | 3 | 0 | 191 | 19 | 62 | 1 | 0 | 49 | 350 |
| SUBTOTAL JUDICIAL DISP(ADD 140 THRU 210)..... | 220 | 4 | 138 | 10 | 6 | 254 | 36 | 78 | 2 | 0 | 91 | 621 |
| OTHER DISPOSITIONS..... | | | | | | | | | | | | |
| NON-SERVICE..... | 230 | 0 | 0 | 4 | 0 | 16 | 2 | 5 | 0 | 0 | 14 | 41 |
| TOTAL DISPOSITIONS (LINE 220 + 230)..... | 240 | 4 | 138 | 14 | 6 | 270 | 38 | 83 | 2 | 0 | 105 | 662 |
| PENDING CASES AT END OF YEAR..... | | | | | | | | | | | | |
| INACTIVE BENCH WARRANTS (LINE 10-90+200)..... | 250 | 0 | 6 | 0 | 0 | 10 | 5 | 13 | 0 | 0 | 0 | 34 |
| INACTIVE NON-SERVICE (LINE 20 - 95 +230)..... | 260 | 0 | 0 | 1 | 0 | 8 | 1 | 0 | 0 | 0 | 3 | 13 |
| ACTIVE PENDING (LINE 130 - 240)..... | 270 | 5 | 23 | 10 | 4 | 47 | 4 | 2 | 0 | 0 | 42 | 137 |
| TOTAL CASES PENDING END YEAR(250+260+270)..... | 280 | 5 | 29 | 11 | 4 | 65 | 10 | 15 | 0 | 0 | 45 | 184 |
| CIVIL CASES PENDING OVER TWO YEARS..... | 290 | 0 | 0 | 1 | 0 | 0 | 0 | 0 | 0 | 0 | 1 | 2 |

REPORT OF CIRCUIT CASELOAD

REGION 5

CIRCUIT #12

BARAGA COUNTY

| ***** | | | | | | | | | | | | | | |
|--|-------------|--------|-------------------|------|----------|----------------------|----------|----------|---------|--------|---|----|-----|--|
| | * APPEALS * | | * PERSONAL INJ. * | | | * FAMILY RELATIONS * | | | | | | | | |
| L | ***** FY | | ***** | | | | | | | | | | | |
| I N * AR * | * CRIM- | ND/NI* | * DO/DM* | DP | * DU/DS* | PROD- | LABOR* | | | | | | | |
| N D * CRIM- | AV | * INAL | * AUTO | * NO | * DIV- | * PATER- | * URESA/ | UCTS | * RELA- | OTHER* | | | | |
| E * INAL | * CIVIL* | * NEG. | * OTHER* | ORCE | * NITY | * SUP. | * LIAB. | * TIONS* | | | | | | |
| ***** | | | | | | | | | | | | | | |
| PENDING CASES AT BEGINNING OF THE YEAR..... | | | | | | | | | | | | | | |
| INACTIVE BENCH WARRANTS..... | 10 | 0 | 0 | 0 | 0 | 0 | 0 | 0 | 0 | 0 | 0 | 0 | 0 | |
| INACTIVE NON-SERVICE..... | 20 | 0 | 0 | 0 | 0 | 0 | 0 | 0 | 0 | 0 | 0 | 0 | 0 | |
| SUBTOTAL (LINE 10 + 20)..... | 30 | 0 | 0 | 0 | 0 | 0 | 0 | 0 | 0 | 0 | 0 | 0 | 0 | |
| ACTIVE PENDING..... | 40 | 0 | 0 | 2 | 9 | 3 | 29 | 0 | 6 | 0 | 0 | 10 | 59 | |
| NEW CASES FILED THIS YEAR..... | 50 | 0 | 0 | 16 | 7 | 6 | 59 | 3 | 11 | 0 | 0 | 11 | 113 | |
| SUBTOTAL ACTIVE CASELOAD (LINE 40 + 50)..... | 60 | 0 | 0 | 18 | 16 | 9 | 88 | 3 | 17 | 0 | 0 | 21 | 172 | |
| RE-OPENED CASES..... | | | | | | | | | | | | | | |
| REMANDS FROM HIGHER COURTS..... | 70 | 0 | 0 | 0 | 0 | 0 | 0 | 0 | 0 | 0 | 0 | 0 | 0 | |
| PROBATION VIOLATIONS..... | 75 | 0 | 0 | 0 | 0 | 0 | 0 | 0 | 0 | 0 | 0 | 0 | 0 | |
| POST JUDGEMENT PROCEEDINGS..... | 80 | 0 | 0 | 0 | 0 | 0 | 14 | 5 | 0 | 0 | 0 | 0 | 19 | |
| APPEARANCE AFTER BENCH WARRANT ISSUED..... | 90 | 0 | 0 | 0 | 0 | 0 | 0 | 0 | 0 | 0 | 0 | 0 | 0 | |
| SERVICE MADE/ARRAIGNMENT..... | 95 | 0 | 0 | 0 | 0 | 0 | 0 | 0 | 0 | 0 | 0 | 0 | 0 | |
| MISTRIALS..... | 100 | 0 | 0 | 0 | 0 | 0 | 0 | 0 | 0 | 0 | 0 | 0 | 0 | |
| OTHER..... | 110 | 0 | 0 | 0 | 0 | 0 | 8 | 0 | 0 | 0 | 0 | 0 | 8 | |
| SUBTOTAL..... | 120 | 0 | 0 | 0 | 0 | 0 | 22 | 5 | 0 | 0 | 0 | 0 | 27 | |
| TOTAL ACTIVE CASELOAD (LINE 60 + 120)..... | 130 | 0 | 0 | 18 | 16 | 9 | 110 | 8 | 17 | 0 | 0 | 21 | 199 | |
| JUDICIAL DISPOSITIONS..... | | | | | | | | | | | | | | |
| GUILTY PLEAS..... | 140 | 0 | 0 | 0 | 0 | 0 | 0 | 0 | 0 | 0 | 0 | 0 | 0 | |
| TRIALS WITHOUT JURY..... | 150 | 0 | 0 | 6 | 0 | 4 | 20 | 1 | 2 | 0 | 0 | 6 | 39 | |
| TRIALS BY JURY..... | 160 | 0 | 0 | 2 | 1 | 1 | 0 | 0 | 0 | 0 | 0 | 0 | 4 | |
| DISMISSALS..... | 170 | 0 | 0 | 1 | 0 | 0 | 0 | 0 | 0 | 0 | 0 | 1 | 2 | |
| REMANDS TO LOWER COURTS..... | 180 | 0 | 0 | 0 | 1 | 0 | 0 | 0 | 0 | 0 | 0 | 0 | 1 | |
| NO PROGRESS..... | 190 | 0 | 0 | 0 | 0 | 0 | 0 | 0 | 0 | 0 | 0 | 0 | 0 | |
| BENCH WARRANTS..... | 200 | 0 | 0 | 0 | 0 | 0 | 0 | 0 | 0 | 0 | 0 | 0 | 0 | |
| OTHER JUDICIAL DISPOSITIONS..... | 210 | 0 | 0 | 2 | 9 | 1 | 47 | 7 | 11 | 0 | 0 | 12 | 89 | |
| SUBTOTAL JUDICIAL DISP(ADD 140 THRU 210)..... | 220 | 0 | 0 | 11 | 11 | 6 | 67 | 8 | 13 | 0 | 0 | 19 | 135 | |
| OTHER DISPOSITIONS..... | | | | | | | | | | | | | | |
| NON-SERVICE..... | 230 | 0 | 0 | 0 | 0 | 0 | 0 | 0 | 0 | 0 | 0 | 0 | 0 | |
| TOTAL DISPOSITIONS (LINE 220 + 230)..... | 240 | 0 | 0 | 11 | 11 | 6 | 67 | 8 | 13 | 0 | 0 | 19 | 135 | |
| PENDING CASES AT END OF YEAR..... | | | | | | | | | | | | | | |
| INACTIVE BENCH WARRANTS (LINE 10-90+200)..... | 250 | 0 | 0 | 0 | 0 | 0 | 0 | 0 | 0 | 0 | 0 | 0 | 0 | |
| INACTIVE NON-SERVICE (LINE 20 - 95 +230)..... | 260 | 0 | 0 | 0 | 0 | 0 | 0 | 0 | 0 | 0 | 0 | 0 | 0 | |
| ACTIVE PENDING (LINE 130 - 240)..... | 270 | 0 | 0 | 7 | 5 | 3 | 43 | 0 | 4 | 0 | 0 | 2 | 64 | |
| TOTAL CASES PENDING END YEAR(250+260+270)..... | 280 | 0 | 0 | 7 | 5 | 3 | 43 | 0 | 4 | 0 | 0 | 2 | 64 | |
| CIVIL CASES PENDING OVER TWO YEARS..... | 290 | 0 | 0 | 0 | 0 | 0 | 0 | 0 | 0 | 0 | 0 | 0 | 0 | |

REPORT OF CIRCUIT CASELOAD

REGION 5

CIRCUIT 222

KEWEENAW COUNTY

| ***** | | | | | | | | | | | | |
|--|------|-------|------|------|-------|-------|-------|-------|------|-------|-------|----|
| * APPEALS * *PERSONAL INJ.* FAMILY RELATIONS * * * * * | | | | | | | | | | | | |
| L | N | AR | FY | CRIM | ND/NI | DO/DM | DP | DU/DS | PROD | LABOR | ALL | T |
| IN | CRIM | AV | INAL | AUTO | NO | DIV | PATER | URES | UCTS | RELA | OTHER | T |
| E | INAL | CIVIL | | NEG | OTHER | ORCE | NITY | SUP | LIAB | TIONS | | L |
| ***** | | | | | | | | | | | | |
| PENDING CASES AT BEGINNING OF THE YEAR..... | | | | | | | | | | | | |
| INACTIVE BENCH WARRANTS..... | 10 | 0 | 0 | 0 | 0 | 0 | 0 | 0 | 0 | 0 | 0 | 0 |
| INACTIVE NON-SERVICE..... | 20 | 0 | 0 | 0 | 0 | 0 | 0 | 0 | 0 | 0 | 0 | 0 |
| SUBTOTAL (LINE 10 + 20)..... | 30 | 0 | 0 | 0 | 0 | 0 | 0 | 0 | 0 | 0 | 0 | 0 |
| ACTIVE PENDING..... | 40 | 0 | 0 | 0 | 2 | 1 | 0 | 0 | 0 | 0 | 0 | 0 |
| NEW CASES FILED THIS YEAR..... | 50 | 0 | 0 | 0 | 0 | 0 | 13 | 0 | 0 | 0 | 0 | 0 |
| SUBTOTAL ACTIVE CASELOAD (LINE 40 + 50)..... | 60 | 0 | 0 | 0 | 2 | 1 | 13 | 0 | 0 | 0 | 0 | 0 |
| REMOVED FROM HIGHER COURTS..... | 75 | 0 | 0 | 0 | 0 | 0 | 0 | 0 | 0 | 0 | 0 | 0 |
| OTHER..... | 80 | 0 | 0 | 0 | 0 | 0 | 0 | 0 | 0 | 0 | 0 | 0 |
| SUBTOTAL..... | 120 | 0 | 0 | 0 | 0 | 0 | 0 | 0 | 0 | 0 | 0 | 0 |
| TOTAL ACTIVE CASELOAD (LINE 60 + 120)..... | 130 | 0 | 0 | 4 | 7 | 1 | 19 | 0 | 0 | 0 | 10 | 41 |
| JUDICIAL DISPOSITIONS..... | | | | | | | | | | | | |
| GUILTY PLEAS..... | 140 | 0 | 0 | 0 | 0 | 0 | 0 | 0 | 0 | 0 | 0 | 0 |
| TRIALS WITHOUT JURY..... | 150 | 0 | 0 | 3 | 0 | 0 | 9 | 0 | 0 | 0 | 0 | 12 |
| TRIALS BY JURY..... | 160 | 0 | 0 | 0 | 0 | 1 | 0 | 0 | 0 | 0 | 0 | 1 |
| DISMISSALS..... | 170 | 0 | 0 | 0 | 0 | 0 | 0 | 0 | 0 | 0 | 1 | 1 |
| REMANDS TO LOWER COURTS..... | 180 | 0 | 0 | 1 | 1 | 0 | 0 | 0 | 0 | 0 | 2 | 4 |
| NO PROGRESS..... | 190 | 0 | 0 | 0 | 0 | 0 | 0 | 0 | 0 | 0 | 0 | 0 |
| BENCH WARRANTS..... | 200 | 0 | 0 | 0 | 0 | 0 | 0 | 0 | 0 | 0 | 0 | 0 |
| OTHER JUDICIAL DISPOSITIONS..... | 210 | 0 | 0 | 0 | 3 | 0 | 5 | 0 | 0 | 0 | 3 | 11 |
| SUBTOTAL JUDICIAL DISP(ADD 140 THRU 210)..... | 220 | 0 | 0 | 4 | 4 | 1 | 14 | 0 | 0 | 0 | 3 | 20 |
| OTHER DISPOSITIONS..... | 230 | 0 | 0 | 0 | 0 | 0 | 0 | 0 | 0 | 0 | 0 | 0 |
| NON-SERVICE..... | 240 | 0 | 0 | 4 | 4 | 1 | 14 | 0 | 0 | 0 | 3 | 20 |
| TOTAL DISPOSITIONS (LINE 220 + 230)..... | 240 | 0 | 0 | 4 | 4 | 1 | 14 | 0 | 0 | 0 | 3 | 20 |
| PENDING CASES AT END OF YEAR..... | | | | | | | | | | | | |
| INACTIVE BENCH WARRANTS (LINE 10-90+200)..... | 250 | 0 | 0 | 0 | 0 | 0 | 0 | 0 | 0 | 0 | 0 | 0 |
| INACTIVE NON-SERVICE (LINE 20 - 95 +230)..... | 260 | 0 | 0 | 0 | 0 | 0 | 0 | 0 | 0 | 0 | 0 | 0 |
| ACTIVE PENDING (LINE 130 - 240)..... | 270 | 0 | 0 | 0 | 3 | 0 | 5 | 0 | 0 | 0 | 4 | 12 |
| TOTAL CASES PENDING END YEAR(250+260+270)..... | 280 | 0 | 0 | 0 | 3 | 0 | 5 | 0 | 0 | 0 | 4 | 12 |
| CIVIL CASES PENDING END YEAR..... | 290 | 0 | 0 | 0 | 0 | 0 | 0 | 0 | 0 | 0 | 0 | 0 |

REPORT OF CIRCUIT CASELOAD

REGION 5

CIRCUIT #12

COURT SUMMARY

| ***** | | | | | | | | | | | | |
|--|-------------|-------------------|----------------------|--------|--------|----------|---------|--------|--------|--------|---|-----|
| | * APPEALS * | * PERSONAL INJ. * | * FAMILY RELATIONS * | | | | | | | | | |
| L ***** | FY ***** | ***** | | | | | | | | | | |
| I N* AR * | * CRIM-* | ND/NI* | * DO/DM* | DP * | DU/DS* | PROD-* | LABOR* | | | | | |
| N O* CRIM-* | AV * | INAL * | AUTO * | NO * | DIV-* | *PATER-* | URES* | UCTS * | RELA-* | OTHER* | | |
| E * INAL * | CIVIL* | * NEG. * | OTHER* | ORCE * | NITY * | SUP. * | LIAB. * | TIONS* | | | | |
| ***** | | | | | | | | | | | | |
| PENDING CASES AT BEGINNING OF THE YEAR..... | | | | | | | | | | | | |
| INACTIVE BENCH WARRANTS..... | 10 | 0 | 0 | 0 | 0 | 0 | 0 | 0 | 0 | 0 | 0 | 0 |
| INACTIVE NON-SERVICE..... | 20 | 0 | 0 | 0 | 2 | 3 | 8 | 0 | 0 | 0 | 3 | 16 |
| SUBTOTAL (LINE 10 + 20)..... | 30 | 0 | 0 | 0 | 2 | 3 | 8 | 0 | 0 | 0 | 3 | 16 |
| ACTIVE PENDING..... | 40 | 0 | 2 | 10 | 20 | 14 | 151 | 5 | 13 | 1 | 0 | 61 |
| NEW CASES FILED THIS YEAR..... | 50 | 0 | 0 | 46 | 30 | 20 | 234 | 17 | 42 | 3 | 0 | 77 |
| SUBTOTAL ACTIVE CASELOAD (LINE 40 + 50)..... | 60 | 0 | 2 | 56 | 50 | 34 | 385 | 22 | 55 | 4 | 0 | 138 |
| RE-OPENED CASES..... | | | | | | | | | | | | |
| REMANDS FROM HIGHER COURTS..... | 70 | 0 | 0 | 0 | 0 | 2 | 0 | 0 | 0 | 0 | 0 | 1 |
| PROBATION VIOLATIONS..... | 75 | 0 | 0 | 0 | 0 | 0 | 0 | 0 | 0 | 0 | 0 | 0 |
| POST JUDGEMENT PROCEEDINGS..... | 80 | 0 | 0 | 0 | 0 | 0 | 49 | 5 | 0 | 0 | 0 | 54 |
| APPEARANCE AFTER BENCH WARRANT ISSUED..... | 90 | 0 | 0 | 0 | 0 | 0 | 5 | 0 | 0 | 0 | 0 | 5 |
| SERVICE MADE/ARRAIGNMENT..... | 95 | 0 | 0 | 0 | 6 | 2 | 26 | 0 | 2 | 1 | 0 | 42 |
| MISTRIALS..... | 100 | 0 | 0 | 0 | 0 | 0 | 0 | 0 | 0 | 0 | 0 | 0 |
| OTHER..... | 110 | 0 | 0 | 0 | 0 | 0 | 8 | 0 | 0 | 0 | 0 | 1 |
| SUBTOTAL..... | 120 | 0 | 0 | 0 | 6 | 4 | 88 | 5 | 2 | 1 | 0 | 7 |
| TOTAL ACTIVE CASELOAD (LINE 60 + 120)..... | 130 | 0 | 2 | 56 | 56 | 38 | 473 | 27 | 57 | 5 | 0 | 145 |
| JUDICIAL DISPOSITIONS..... | | | | | | | | | | | | |
| GUILTY PLEAS..... | 140 | 0 | 0 | 12 | 0 | 0 | 0 | 0 | 0 | 0 | 0 | 12 |
| TRIALS WITHOUT JURY..... | 150 | 0 | 0 | 9 | 0 | 4 | 65 | 1 | 2 | 0 | 0 | 10 |
| TRIALS BY JURY..... | 160 | 0 | 0 | 2 | 2 | 4 | 0 | 0 | 0 | 0 | 0 | 9 |
| DISMISSALS..... | 170 | 0 | 0 | 4 | 15 | 9 | 16 | 0 | 5 | 1 | 0 | 21 |
| REMANDS TO LOWER COURTS..... | 180 | 0 | 0 | 8 | 2 | 0 | 0 | 0 | 0 | 0 | 0 | 2 |
| NO PROGRESS..... | 190 | 0 | 0 | 0 | 0 | 0 | 0 | 0 | 0 | 0 | 0 | 0 |
| BENCH WARRANTS..... | 200 | 0 | 0 | 0 | 0 | 0 | 5 | 0 | 0 | 0 | 0 | 5 |
| OTHER JUDICIAL DISPOSITIONS..... | 210 | 0 | 2 | 2 | 14 | 1 | 220 | 20 | 35 | 0 | 0 | 46 |
| SUBTOTAL JUDICIAL DISP(ADD 140 THRU 210)..... | 220 | 0 | 2 | 37 | 33 | 18 | 306 | 21 | 42 | 1 | 0 | 88 |
| OTHER DISPOSITIONS..... | | | | | | | | | | | | |
| NON-SERVICE..... | 230 | 0 | 0 | 0 | 4 | 0 | 25 | 2 | 2 | 1 | 0 | 5 |
| TOTAL DISPOSITIONS (LINE 220 + 230)..... | 240 | 0 | 2 | 37 | 37 | 18 | 331 | 23 | 44 | 2 | 0 | 93 |
| PENDING CASES AT END OF YEAR..... | | | | | | | | | | | | |
| INACTIVE BENCH WARRANTS (LINE 10-90+200)..... | 250 | 0 | 0 | 0 | 0 | 0 | 0 | 0 | 0 | 0 | 0 | 0 |
| INACTIVE NON-SERVICE (LINE 20 - 95 +230)..... | 260 | 0 | 0 | 0 | 0 | 1 | 7 | 2 | 0 | 0 | 0 | 3 |
| ACTIVE PENDING (LINE 130 - 240)..... | 270 | 0 | 0 | 19 | 19 | 20 | 142 | 4 | 13 | 3 | 0 | 52 |
| TOTAL CASES PENDING END YEAR(250+260+270)..... | 280 | 0 | 0 | 19 | 19 | 21 | 149 | 6 | 13 | 3 | 0 | 55 |
| CIVIL CASES PENDING OVER TWO YEARS..... | 290 | 0 | 0 | 0 | 1 | 3 | 0 | 0 | 0 | 0 | 0 | 3 |

REGION 5

REPORT OF CIRCUIT CASELOAD

CIRCUIT #13

ANTRIM COUNTY

| ***** | | | | | | | | | | | | |
|--|-------|------------------|-------|----------------------|-------|-------|-------------------|-------|------|-------|-------|-----|
| * APPEALS * | | * PERSONAL INJ * | | * FAMILY RELATIONS * | | | * NP * CL * ALL * | | | * T | | |
| L | FY | IN | AR | CRIM | ND/NI | DO/DM | DP | DU/DS | PROD | LABOR | OTHER | T |
| N | AV | IN | AL | AV | AL | NO | DIV | PATER | URES | UCTS | RELA | T |
| E | CIVIL | NEG | OTHER | ORCE | NITY | SUP | LIAB | TIONS | | | | A |
| ***** | | | | | | | | | | | | |
| PENDING CASES AT BEGINNING OF THE YEAR..... | | | | | | | | | | | | |
| 10 | 0 | 0 | 0 | 0 | 0 | 0 | 0 | 0 | 0 | 0 | 0 | 0 |
| 20 | 0 | 0 | 0 | 0 | 0 | 0 | 1 | 0 | 0 | 0 | 0 | 0 |
| 30 | 0 | 0 | 0 | 0 | 0 | 0 | 1 | 0 | 0 | 0 | 0 | 2 |
| 40 | 0 | 1 | 23 | 18 | 7 | 53 | 3 | 12 | 0 | 0 | 0 | 2 |
| 50 | 0 | 0 | 76 | 4 | 4 | 116 | 18 | 51 | 0 | 0 | 46 | 163 |
| 60 | 0 | 1 | 99 | 22 | 11 | 169 | 21 | 63 | 0 | 0 | 123 | 346 |
| RE-OPENED CASES..... | | | | | | | | | | | | |
| 70 | 0 | 0 | 0 | 0 | 0 | 0 | 0 | 0 | 0 | 0 | 0 | 0 |
| 75 | 0 | 0 | 0 | 0 | 0 | 0 | 0 | 0 | 0 | 0 | 0 | 0 |
| 80 | 0 | 0 | 0 | 2 | 0 | 3 | 0 | 0 | 0 | 0 | 0 | 0 |
| 90 | 0 | 0 | 1 | 0 | 0 | 0 | 0 | 0 | 0 | 0 | 1 | 6 |
| 95 | 0 | 0 | 0 | 0 | 0 | 0 | 0 | 0 | 0 | 0 | 0 | 1 |
| 100 | 0 | 0 | 0 | 0 | 0 | 19 | 1 | 4 | 0 | 0 | 5 | 29 |
| 110 | 0 | 0 | 1 | 0 | 0 | 0 | 0 | 0 | 0 | 0 | 0 | 0 |
| 120 | 0 | 0 | 2 | 2 | 0 | 23 | 1 | 4 | 0 | 0 | 0 | 2 |
| 130 | 0 | 1 | 101 | 24 | 11 | 192 | 22 | 67 | 0 | 0 | 129 | 38 |
| TOTAL ACTIVE CASELOAD (LINE 60 + 120)..... | | | | | | | | | | | | |
| JUDICIAL DISPOSITIONS..... | | | | | | | | | | | | |
| 140 | 0 | 0 | 56 | 0 | 0 | 0 | 0 | 0 | 0 | 0 | 0 | 56 |
| 150 | 0 | 0 | 0 | 0 | 0 | 0 | 0 | 0 | 0 | 0 | 1 | 1 |
| 160 | 0 | 0 | 2 | 2 | 1 | 0 | 0 | 0 | 0 | 0 | 0 | 5 |
| 170 | 0 | 0 | 15 | 6 | 2 | 33 | 3 | 15 | 0 | 0 | 24 | 98 |
| 180 | 0 | 0 | 1 | 0 | 0 | 0 | 0 | 0 | 0 | 0 | 0 | 1 |
| 190 | 0 | 0 | 0 | 0 | 0 | 0 | 0 | 0 | 0 | 0 | 1 | 1 |
| 200 | 0 | 0 | 2 | 0 | 0 | 0 | 0 | 0 | 0 | 0 | 0 | 2 |
| 210 | 0 | 0 | 3 | 5 | 1 | 70 | 9 | 31 | 0 | 0 | 41 | 160 |
| 220 | 0 | 0 | 79 | 13 | 4 | 103 | 12 | 46 | 0 | 0 | 67 | 324 |
| OTHER DISPOSITIONS..... | | | | | | | | | | | | |
| 230 | 0 | 0 | 0 | 0 | 0 | 18 | 1 | 3 | 0 | 0 | 5 | 27 |
| 240 | 0 | 0 | 79 | 13 | 4 | 121 | 13 | 49 | 0 | 0 | 72 | 351 |
| PENDING CASES AT END OF YEAR..... | | | | | | | | | | | | |
| 250 | 0 | 0 | 1 | 0 | 0 | 0 | 0 | 0 | 0 | 0 | 0 | 1 |
| 260 | 0 | 0 | 0 | 0 | 0 | 0 | 0 | 0 | 0 | 0 | 0 | 0 |
| 270 | 0 | 1 | 22 | 11 | 7 | 71 | 9 | 18 | 0 | 0 | 57 | 196 |
| 280 | 0 | 1 | 23 | 11 | 7 | 71 | 9 | 18 | 0 | 0 | 57 | 197 |
| TOTAL CASES PENDING END YEAR(250+260+270)..... | | | | | | | | | | | | |
| CIVIL CASES PENDING OVER TWO YEARS..... | | | | | | | | | | | | |
| 290 | 0 | 0 | 0 | 0 | 0 | 0 | 0 | 0 | 0 | 0 | 0 | 0 |

REPORT OF CIRCUIT CASELOAD

REGION 5

CIRCUIT #13

GRAND TRAVERSE COUNTY

| ***** | | | | | | | | | | | | | | | | | | | | | |
|---|-----|------|----|-----|------|-------|------|----|------|----|----|-----|------|----|----|----|------|-------|-----|-------|---|
| * APPEALS * PROBATION INCL * FAMILY RELATIONS * | | | | | | | | | | | | | | | | | | | | | |
| L | IN | NO | E | FY | CRIM | AV | IN | AL | AUTO | NO | OR | CE | DP | DP | DU | DS | PROD | LABOR | ALL | OTHER | U |
| | AR | CRIM | IN | | AV | CIVIL | AL | AL | NO | NO | CE | OR | DP | DP | DU | DS | PROD | LABOR | ALL | OTHER | U |
| | | | | | | | | | | | | | | | | | | | | | |
| ***** | | | | | | | | | | | | | | | | | | | | | |
| PENDING CASES AT BEGINNING OF THE YEAR..... | | | | | | | | | | | | | | | | | | | | | |
| INACTIVE BENCH WARRANTS..... | 10 | 0 | 0 | 1 | 0 | 0 | 0 | 0 | 0 | 0 | 0 | 0 | 1 | 1 | 0 | 0 | 0 | 0 | 0 | 0 | 3 |
| INACTIVE NON-SERVICE..... | 20 | 0 | 0 | 0 | 4 | 0 | 0 | 0 | 63 | 7 | 17 | 0 | 0 | 0 | 0 | 0 | 0 | 0 | 25 | 116 | |
| SUBTOTAL (LINE 10 + 20)..... | 30 | 0 | 0 | 1 | 4 | 0 | 0 | 0 | 63 | 7 | 17 | 0 | 0 | 0 | 0 | 0 | 0 | 0 | 25 | 119 | |
| ACTIVE PENDING..... | 40 | 25 | 16 | 40 | 44 | 10 | 225 | 15 | 9 | 0 | 0 | 0 | 0 | 0 | 0 | 0 | 0 | 0 | 188 | 572 | |
| NEW CASES FILED THIS YEAR..... | 50 | 5 | 10 | 123 | 25 | 19 | 378 | 33 | 13 | 0 | 0 | 0 | 0 | 0 | 0 | 0 | 0 | 0 | 30 | 693 | |
| SUBTOTAL ACTIVE CASELOAD (LINE 40 + 50)..... | 90 | 30 | 26 | 163 | 69 | 38 | 703 | 48 | 24 | 0 | 0 | 0 | 0 | 0 | 0 | 0 | 0 | 0 | 318 | 1465 | |
| RE-OPENED CASES..... | | | | | | | | | | | | | | | | | | | | | |
| REMANDS FROM HIGHER COURTS..... | 70 | 0 | 1 | 0 | 0 | 0 | 0 | 0 | 0 | 0 | 0 | 0 | 0 | 0 | 0 | 0 | 0 | 0 | 2 | 3 | |
| PROBATION VIOLATIONS..... | 75 | 0 | 0 | 3 | 0 | 0 | 0 | 0 | 0 | 0 | 0 | 0 | 0 | 0 | 0 | 0 | 0 | 0 | 0 | 0 | 3 |
| POST JUDGEMENT PROCEEDINGS..... | 80 | 0 | 0 | 0 | 1 | 0 | 162 | 8 | 14 | 0 | 0 | 0 | 0 | 0 | 0 | 0 | 0 | 0 | 0 | 185 | |
| APPEARANCE AFTER BENCH WARRANT ISSUED..... | 90 | 0 | 0 | 1 | 0 | 0 | 0 | 0 | 0 | 0 | 0 | 0 | 0 | 0 | 0 | 0 | 0 | 0 | 0 | 1 | |
| SERVICE MADE/ARRAIGNMENT..... | 95 | 0 | 0 | 0 | 10 | 4 | 75 | 16 | 42 | 1 | 1 | 33 | 182 | | | | | | | | |
| MISTRIALS..... | 100 | 0 | 0 | 0 | 0 | 0 | 0 | 0 | 0 | 0 | 0 | 0 | 0 | 0 | 0 | 0 | 0 | 0 | 0 | 0 | |
| OTHER..... | 110 | 0 | 0 | 0 | 0 | 0 | 241 | 13 | 16 | 0 | 0 | 6 | 276 | | | | | | | | |
| SUBTOTAL..... | 120 | 0 | 1 | 4 | 11 | 4 | 478 | 37 | 72 | 1 | 1 | 41 | 650 | | | | | | | | |
| TOTAL ACTIVE CASELOAD (LINE 60 + 120)..... | 130 | 30 | 27 | 167 | 80 | 33 | 1081 | 85 | 196 | 10 | 3 | 409 | 2121 | | | | | | | | |
| JUDICIAL DISPOSITIONS..... | | | | | | | | | | | | | | | | | | | | | |
| GUILTY PLEAS..... | 140 | 0 | 0 | 51 | 0 | 0 | 0 | 0 | 0 | 0 | 0 | 0 | 0 | 0 | 0 | 0 | 0 | 0 | 0 | 0 | |
| TRIALS WITHOUT JURY..... | 150 | 0 | 0 | 0 | 0 | 0 | 14 | 1 | 0 | 0 | 0 | 4 | 19 | | | | | | | | |
| TRIALS BY JURY..... | 160 | 0 | 0 | 15 | 5 | 0 | 0 | 1 | 0 | 1 | 0 | 9 | 31 | | | | | | | | |
| DISMISSALS..... | 170 | 5 | 4 | 31 | 22 | 9 | 39 | 12 | 25 | 5 | 0 | 76 | 228 | | | | | | | | |
| REMANDS TO LOWER COURTS..... | 180 | 9 | 0 | 9 | 0 | 0 | 0 | 0 | 0 | 0 | 0 | 10 | 28 | | | | | | | | |
| NO PROGRESS..... | 190 | 0 | 0 | 0 | 0 | 0 | 16 | 0 | 0 | 0 | 0 | 9 | 25 | | | | | | | | |
| BENCH WARRANTS..... | 200 | 0 | 0 | 1 | 0 | 0 | 0 | 0 | 0 | 0 | 0 | 0 | 1 | | | | | | | | |
| OTHER JUDICIAL DISPOSITIONS..... | 210 | 3 | 10 | 13 | 7 | 0 | 736 | 50 | 25 | 0 | 0 | 101 | 1043 | | | | | | | | |
| SUBTOTAL JUDICIAL DISP (ADD 140 THRU 210)..... | 220 | 17 | 14 | 120 | 34 | 9 | 805 | 84 | 50 | 0 | 0 | 212 | 1621 | | | | | | | | |
| OTHER DISPOSITIONS..... | | | | | | | | | | | | | | | | | | | | | |
| NON-SERVICE..... | 230 | 0 | 0 | 0 | 6 | 4 | 63 | 11 | 17 | 1 | 0 | 23 | 103 | | | | | | | | |
| TOTAL DISPOSITIONS (LINE 220 + 230)..... | 240 | 17 | 14 | 120 | 40 | 13 | 868 | 95 | 67 | 1 | 0 | 237 | 1724 | | | | | | | | |
| PENDING CASES AT END OF YEAR..... | | | | | | | | | | | | | | | | | | | | | |
| INACTIVE BENCH WARRANTS (LINE 10-90+200)..... | 250 | 0 | 0 | 1 | 0 | 0 | 0 | 1 | 1 | 0 | 0 | 0 | 3 | | | | | | | | |
| INACTIVE NON-SERVICE (LINE 20 - 95 +230)..... | 260 | 0 | 0 | 0 | 0 | 0 | 76 | 2 | 12 | 0 | 0 | 17 | 107 | | | | | | | | |
| ACTIVE PENDING (LINE 130 - 240)..... | 270 | 13 | 13 | 47 | 40 | 20 | 188 | 10 | 9 | 3 | 2 | 172 | 517 | | | | | | | | |
| TOTAL CASES PENDING END YEAR (250+260+270)..... | 280 | 13 | 13 | 48 | 40 | 20 | 264 | 13 | 22 | 3 | 2 | 189 | 627 | | | | | | | | |
| CIVIL CASES PENDING OVER TWO YEARS..... | 290 | 0 | 1 | 0 | 6 | 2 | 2 | 0 | 0 | 1 | 0 | 23 | 35 | | | | | | | | |

REPORT OF CIRCUIT CASELOAD

REGION 5

CIRCUIT #13

LEELANAU COUNTY

| ***** | | | | | | | | | | | | |
|--|-------------|-------------------|----------------------|--------|---------|--------|---------|--------|--------|-------|-------|-------|
| | * APPEALS * | * PERSONAL INJ. * | * FAMILY RELATIONS * | | | | | | | | | |
| L ***** | FY ***** | ***** | ***** | ***** | ***** | ***** | ***** | ***** | ***** | ***** | ***** | ***** |
| I N * AR * | * CRIM-* | ND/NI* | * DO/DM* DP * | DU/DS* | PROD-* | LABOR* | ALL * | T | | | | |
| N O * CRIM-* | AV * | INAL * AUTO * | NO * | DIV- * | PATER-* | URES/ | UCTS * | RELA-* | OTHER* | A | | |
| E * INAL * | CIVIL* | * NEG. * | OTHER* | ORCE * | NITY * | SUP. * | LIAB. * | TIONS* | | L | | |
| ***** | | | | | | | | | | | | |
| PENDING CASES AT BEGINNING OF THE YEAR..... | | | | | | | | | | | | |
| INACTIVE BENCH WARRANTS..... | 10 | 0 | 0 | 0 | 0 | 0 | 0 | 0 | 0 | 0 | 0 | 0 |
| INACTIVE NON-SERVICE..... | 20 | 0 | 0 | 0 | 0 | 0 | 0 | 0 | 0 | 0 | 0 | 0 |
| SUBTOTAL (LINE 10 + 20)..... | 30 | 0 | 0 | 0 | 0 | 0 | 0 | 0 | 0 | 0 | 0 | 0 |
| ACTIVE PENDING..... | 40 | 3 | 2 | 4 | 2 | 0 | 24 | 8 | 11 | 0 | 0 | 51 |
| NEW CASES FILED THIS YEAR..... | 50 | 1 | 3 | 22 | 4 | 0 | 75 | 5 | 22 | 0 | 0 | 55 |
| SUBTOTAL ACTIVE CASELOAD (LINE 40 + 50)..... | 60 | 4 | 5 | 26 | 6 | 0 | 99 | 13 | 33 | 0 | 0 | 106 |
| RE-OPENED CASES..... | | | | | | | | | | | | |
| REMANDS FROM HIGHER COURTS..... | 70 | 0 | 0 | 0 | 0 | 0 | 0 | 0 | 0 | 0 | 0 | 0 |
| PROBATION VIOLATIONS..... | 75 | 0 | 0 | 0 | 0 | 0 | 0 | 0 | 0 | 0 | 0 | 0 |
| POST JUDGEMENT PROCEEDINGS..... | 80 | 0 | 0 | 0 | 0 | 0 | 7 | 0 | 1 | 0 | 0 | 8 |
| APPEARANCE AFTER BENCH WARRANT ISSUED..... | 90 | 0 | 0 | 0 | 0 | 0 | 0 | 0 | 0 | 0 | 0 | 0 |
| SERVICE MADE/ARRAIGNMENT..... | 95 | 0 | 0 | 0 | 1 | 0 | 2 | 1 | 0 | 0 | 0 | 6 |
| MISTRIALS..... | 100 | 0 | 0 | 0 | 0 | 0 | 0 | 0 | 0 | 0 | 0 | 0 |
| OTHER..... | 110 | 0 | 0 | 0 | 0 | 0 | 0 | 0 | 0 | 0 | 0 | 0 |
| SUBTOTAL..... | 120 | 0 | 0 | 0 | 1 | 0 | 9 | 1 | 1 | 0 | 0 | 6 |
| TOTAL ACTIVE CASELOAD (LINE 60 + 120)..... | 130 | 4 | 5 | 26 | 7 | 0 | 108 | 14 | 34 | 0 | 0 | 112 |
| JUDICIAL DISPOSITIONS..... | | | | | | | | | | | | |
| GUILTY PLEAS..... | 140 | 0 | 0 | 8 | 0 | 0 | 0 | 0 | 0 | 0 | 0 | 8 |
| TRIALS WITHOUT JURY..... | 150 | 0 | 0 | 0 | 0 | 0 | 8 | 0 | 0 | 0 | 0 | 9 |
| TRIALS BY JURY..... | 160 | 0 | 0 | 6 | 0 | 0 | 0 | 0 | 0 | 0 | 0 | 6 |
| DISMISSALS..... | 170 | 0 | 0 | 4 | 0 | 0 | 7 | 2 | 7 | 0 | 0 | 21 |
| REMANDS TO LOWER COURTS..... | 180 | 0 | 0 | 1 | 0 | 0 | 0 | 0 | 0 | 0 | 0 | 1 |
| NO PROGRESS..... | 190 | 0 | 0 | 0 | 0 | 0 | 2 | 0 | 0 | 0 | 0 | 1 |
| BENCH WARRANTS..... | 200 | 0 | 0 | 0 | 0 | 0 | 0 | 0 | 0 | 0 | 0 | 0 |
| OTHER JUDICIAL DISPOSITIONS..... | 210 | 0 | 1 | 1 | 1 | 0 | 38 | 7 | 21 | 0 | 0 | 22 |
| SUBTOTAL JUDICIAL DISP(ADD 140 THRU 210)..... | 220 | 0 | 1 | 20 | 1 | 0 | 55 | 9 | 28 | 0 | 0 | 45 |
| OTHER DISPOSITIONS..... | | | | | | | | | | | | |
| NON-SERVICE..... | 230 | 0 | 0 | 0 | 1 | 0 | 8 | 1 | 0 | 0 | 0 | 11 |
| TOTAL DISPOSITIONS (LINE 220 + 230)..... | 240 | 0 | 1 | 20 | 2 | 0 | 63 | 10 | 28 | 0 | 0 | 56 |
| PENDING CASES AT END OF YEAR..... | | | | | | | | | | | | |
| INACTIVE BENCH WARRANTS (LINE 10-90+200)..... | 250 | 0 | 0 | 0 | 0 | 0 | 0 | 0 | 0 | 0 | 0 | 0 |
| INACTIVE NON-SERVICE (LINE 20 - 95 +230)..... | 260 | 0 | 0 | 0 | 0 | 0 | 6 | 0 | 0 | 0 | 0 | 5 |
| ACTIVE PENDING (LINE 130 - 240)..... | 270 | 4 | 4 | 6 | 5 | 0 | 45 | 4 | 6 | 0 | 0 | 56 |
| TOTAL CASES PENDING END YEAR(250+260+270)..... | 280 | 4 | 4 | 6 | 5 | 0 | 51 | 4 | 6 | 0 | 0 | 61 |
| CIVIL CASES PENDING OVER TWO YEARS..... | 290 | 0 | 0 | 0 | 1 | 0 | 1 | 0 | 0 | 0 | 0 | 4 |

REPORT OF CIRCUIT CASELOAD

REGION 5

CIRCUIT #13

COURT SUMMARY

| ***** | | | | | | | | | | | | | | | | |
|---|-------|--------|-------|--------|----------|------|----------|-------|--------|--------|--------|-----|------|----|-----|---|
| * APPEALS * *PERSONAL INJ.* FAMILY RELATIONS * * / * CL * ALL * T | | | | | | | | | | | | | | | | |
| L | ***** | | FY | ***** | | | | | | | | | NP | CL | ALL | T |
| I N* | AR | * | CRIM- | ND/NL* | * DO/DM* | DP | * DU/DS* | PROD- | LABOR* | * | | | | | | |
| N D* | CRIM- | AV | INAL | AUTO | NO | DIV- | *PATER- | URES* | UCTS | RELA- | OTHER* | A | | | | |
| E | INAL | CIVIL* | | NEG. | OTHER* | ORCE | * NITY | SUP. | LIAB. | TIONS* | | L | | | | |
| ***** | | | | | | | | | | | | | | | | |
| PENDING CASES AT BEGINNING OF THE YEAR..... | | | | | | | | | | | | | | | | |
| INACTIVE BENCH WARRANTS..... | 10 | 0 | 0 | 1 | 0 | 0 | 0 | 1 | 1 | 0 | 0 | 0 | 0 | 3 | | |
| INACTIVE NON-SERVICE..... | 20 | 0 | 0 | 0 | 4 | 0 | 64 | 7 | 18 | 0 | 0 | 25 | 118 | | | |
| SUBTOTAL (LINE 10 + 20)..... | 30 | 0 | 0 | 1 | 4 | 0 | 64 | 8 | 19 | 0 | 0 | 25 | 121 | | | |
| ACTIVE PENDING..... | 40 | 28 | 19 | 67 | 64 | 17 | 302 | 26 | 32 | 6 | 0 | 285 | 846 | | | |
| NEW CASES FILED THIS YEAR..... | 50 | 6 | 13 | 221 | 33 | 23 | 569 | 56 | 188 | 3 | 2 | 312 | 1426 | | | |
| SUBTOTAL ACTIVE CASELOAD (LINE 40 + 50)..... | 60 | 34 | 32 | 288 | 97 | 40 | 871 | 82 | 220 | 9 | 2 | 597 | 2272 | | | |
| RE-OPENED CASES..... | | | | | | | | | | | | | | | | |
| REMANDS FROM HIGHER COURTS..... | 70 | 0 | 1 | 0 | 0 | 0 | 0 | 0 | 0 | 0 | 0 | 2 | 3 | | | |
| PROBATION VIOLATIONS..... | 75 | 0 | 0 | 3 | 0 | 0 | 0 | 0 | 0 | 0 | 0 | 0 | 3 | | | |
| POST JUDGEMENT PROCEEDINGS..... | 80 | 0 | 0 | 0 | 3 | 0 | 172 | 8 | 15 | 0 | 0 | 1 | 199 | | | |
| APPEARANCE AFTER BENCH WARRANT ISSUED..... | 90 | 0 | 0 | 2 | 0 | 0 | 0 | 0 | 0 | 0 | 0 | 0 | 2 | | | |
| SERVICE MADE/ARRAIGNMENT..... | 95 | 0 | 0 | 0 | 11 | 4 | 96 | 18 | 46 | 1 | 1 | 44 | 221 | | | |
| MISTRIALS..... | 100 | 0 | 0 | 0 | 0 | 0 | 0 | 0 | 0 | 0 | 0 | 0 | 0 | | | |
| OTHER..... | 110 | 0 | 0 | 1 | 0 | 0 | 242 | 13 | 16 | 0 | 0 | 6 | 278 | | | |
| SUBTOTAL..... | 120 | 0 | 1 | 6 | 14 | 4 | 510 | 39 | 77 | 1 | 1 | 53 | 706 | | | |
| TOTAL ACTIVE CASELOAD (LINE 60 + 120)..... | 130 | 34 | 33 | 294 | 111 | 44 | 1381 | 121 | 297 | 10 | 3 | 650 | 2978 | | | |
| JUDICIAL DISPOSITIONS..... | | | | | | | | | | | | | | | | |
| GUILTY PLEAS..... | 140 | 0 | 0 | 115 | 0 | 0 | 0 | 0 | 0 | 0 | 0 | 0 | 115 | | | |
| TRIALS WITHOUT JURY..... | 150 | 0 | 0 | 0 | 0 | 0 | 22 | 1 | 0 | 0 | 0 | 6 | 29 | | | |
| TRIALS BY JURY..... | 160 | 0 | 0 | 23 | 7 | 1 | 0 | 1 | 0 | 1 | 0 | 9 | 42 | | | |
| DISMISSALS..... | 170 | 5 | 4 | 50 | 28 | 11 | 79 | 17 | 47 | 5 | 0 | 121 | 367 | | | |
| REMANDS TO LOWER COURTS..... | 180 | 9 | 0 | 11 | 0 | 0 | 0 | 0 | 0 | 0 | 0 | 10 | 30 | | | |
| NO PROGRESS..... | 190 | 0 | 0 | 0 | 0 | 0 | 18 | 0 | 0 | 0 | 0 | 11 | 29 | | | |
| BENCH WARRANTS..... | 200 | 0 | 0 | 3 | 0 | 0 | 0 | 0 | 0 | 0 | 0 | 0 | 3 | | | |
| OTHER JUDICIAL DISPOSITIONS..... | 210 | 3 | 11 | 17 | 13 | 1 | 844 | 66 | 177 | 0 | 0 | 167 | 1299 | | | |
| SUBTOTAL JUDICIAL DISP(ADD 140 THRU 210)..... | 220 | 17 | 15 | 219 | 48 | 13 | 963 | 85 | 224 | 6 | 0 | 324 | 1914 | | | |
| OTHER DISPOSITIONS..... | | | | | | | | | | | | | | | | |
| NON-SERVICE..... | 230 | 0 | 0 | 0 | 7 | 4 | 114 | 13 | 40 | 1 | 1 | 41 | 221 | | | |
| TOTAL DISPOSITIONS (LINE 220 + 230)..... | 240 | 17 | 15 | 219 | 55 | 17 | 1077 | 98 | 264 | 7 | 1 | 365 | 2135 | | | |
| PENDING CASES AT END OF YEAR..... | | | | | | | | | | | | | | | | |
| INACTIVE BENCH WARRANTS (LINE 10-90+200)..... | 250 | 0 | 0 | 2 | 0 | 0 | 0 | 1 | 1 | 0 | 0 | 0 | 4 | | | |
| INACTIVE NON-SERVICE (LINE 20 - 95 +230)..... | 260 | 0 | 0 | 0 | 0 | 0 | 82 | 2 | 12 | 0 | 0 | 22 | 118 | | | |
| ACTIVE PENDING (LINE 130 - 240)..... | 270 | 17 | 18 | 75 | 56 | 27 | 304 | 23 | 33 | 3 | 2 | 285 | 843 | | | |
| TOTAL CASES PENDING END YEAR(250+260+270)..... | 280 | 17 | 18 | 77 | 56 | 27 | 386 | 26 | 46 | 3 | 2 | 307 | 965 | | | |
| CIVIL CASES PENDING OVER TWO YEARS..... | 290 | 0 | 1 | 0 | 7 | 2 | 3 | 0 | 0 | 1 | 0 | 27 | 41 | | | |

REPORT OF CIRCUIT CASELOAD

REGION 5

CIRCUIT #25

MARQUETTE COUNTY

| ***** | | | | | | | | | | | | | | | | |
|--|-------|--------|-------|--------|----------|--------|----------|--------|---------|----------|--------|-----|------|----|-----|---|
| * APPEALS * *PERSONAL INJ.* FAMILY RELATIONS * * * T | | | | | | | | | | | | | | | | |
| L | ***** | | FY | ***** | | | | | | | | | NP | CL | ALL | O |
| I N* | AR | * | CRIM- | ND/NI* | * DO/DM* | DP | * DU/DS* | PROD- | LABOR* | * * * T | | | | | | |
| N O* | CRIM- | AV | INAL | * AUTO | * NO | * DIV- | *PATER- | URES* | UCTS | * REL* | OTHER* | A | | | | |
| E | INAL | CIVIL* | | * NEG. | * OTHER* | ORCE | * NITY | * SUP. | * LIAB. | * TIONS* | | L | | | | |
| ***** | | | | | | | | | | | | | | | | |
| PENDING CASES AT BEGINNING OF THE YEAR..... | | | | | | | | | | | | | | | | |
| INACTIVE BENCH WARRANTS..... | 10 | 0 | 0 | 6 | 0 | 0 | 2 | 0 | 0 | 0 | 0 | 0 | 0 | 8 | | |
| INACTIVE NON-SERVICE..... | 20 | 0 | 0 | 0 | 1 | 0 | 14 | 1 | 2 | 0 | 0 | 0 | 5 | 23 | | |
| SUBTOTAL (LINE 10 + 20)..... | 30 | 0 | 0 | 6 | 1 | 0 | 16 | 1 | 2 | 0 | 0 | 0 | 5 | 31 | | |
| ACTIVE PENDING..... | 40 | 0 | 3 | 43 | 80 | 43 | 295 | 21 | 54 | 4 | 0 | 190 | 733 | | | |
| NEW CASES FILED THIS YEAR..... | 50 | 1 | 3 | 227 | 30 | 45 | 452 | 33 | 112 | 3 | 0 | 356 | 1262 | | | |
| SUBTOTAL ACTIVE CASELOAD (LINE 40 + 50)..... | 60 | 1 | 6 | 270 | 110 | 88 | 747 | 54 | 166 | 7 | 0 | 546 | 1995 | | | |
| RE-OPENED CASES..... | | | | | | | | | | | | | | | | |
| REMANDS FROM HIGHER COURTS..... | 70 | 0 | 0 | 9 | 0 | 0 | 0 | 0 | 0 | 0 | 0 | 0 | 0 | 9 | | |
| PROBATION VIOLATIONS..... | 75 | 0 | 0 | 15 | 0 | 0 | 0 | 0 | 0 | 0 | 0 | 0 | 0 | 15 | | |
| POST JUDGEMENT PROCEEDINGS..... | 80 | 0 | 0 | 1 | 0 | 0 | 144 | 2 | 8 | 0 | 0 | 2 | 157 | | | |
| APPEARANCE AFTER BENCH WARRANT ISSUED..... | 90 | 0 | 0 | 11 | 0 | 0 | 3 | 0 | 1 | 0 | 0 | 0 | 15 | | | |
| SERVICE MADE/ARRAIGNMENT..... | 95 | 0 | 0 | 0 | 1 | 0 | 13 | 2 | 3 | 0 | 0 | 5 | 29 | | | |
| MISTRIALS..... | 100 | 0 | 0 | 1 | 0 | 0 | 0 | 0 | 0 | 0 | 0 | 0 | 1 | | | |
| OTHER..... | 110 | 0 | 0 | 0 | 0 | 0 | 0 | 0 | 0 | 0 | 0 | 0 | 0 | | | |
| SUBTOTAL..... | 120 | 0 | 0 | 37 | 1 | 0 | 165 | 4 | 12 | 0 | 0 | 7 | 226 | | | |
| TOTAL ACTIVE CASELOAD (LINE 60 + 120)..... | 130 | 1 | 6 | 307 | 111 | 88 | 912 | 58 | 178 | 7 | 0 | 553 | 2221 | | | |
| JUDICIAL DISPOSITIONS..... | | | | | | | | | | | | | | | | |
| GUILTY PLEAS..... | 140 | 0 | 0 | 142 | 0 | 0 | 0 | 0 | 0 | 0 | 0 | 0 | 142 | | | |
| TRIALS WITHOUT JURY..... | 150 | 0 | 0 | 2 | 0 | 0 | 4 | 0 | 0 | 0 | 0 | 2 | 8 | | | |
| TRIALS BY JURY..... | 160 | 0 | 0 | 13 | 5 | 6 | 0 | 1 | 0 | 1 | 0 | 7 | 33 | | | |
| DISMISSALS..... | 170 | 1 | 2 | 25 | 34 | 16 | 77 | 14 | 79 | 0 | 0 | 152 | 400 | | | |
| REMANDS TO LOWER COURTS..... | 180 | 0 | 0 | 1 | 0 | 0 | 0 | 0 | 0 | 0 | 0 | 0 | 1 | | | |
| NO PROGRESS..... | 190 | 0 | 1 | 0 | 1 | 0 | 23 | 1 | 0 | 1 | 0 | 22 | 49 | | | |
| BENCH WARRANTS..... | 200 | 0 | 0 | 5 | 0 | 0 | 1 | 0 | 1 | 0 | 0 | 0 | 7 | | | |
| OTHER JUDICIAL DISPOSITIONS..... | 210 | 0 | 2 | 18 | 11 | 5 | 423 | 12 | 53 | 1 | 0 | 80 | 605 | | | |
| SUBTOTAL JUDICIAL DISP(ADD 140 THRU 210)..... | 220 | 1 | 5 | 206 | 51 | 27 | 528 | 28 | 133 | 3 | 0 | 263 | 1245 | | | |
| OTHER DISPOSITIONS..... | | | | | | | | | | | | | | | | |
| NON-SERVICE..... | 230 | 0 | 0 | 0 | 0 | 0 | 4 | 1 | 1 | 0 | 0 | 0 | 6 | | | |
| TOTAL DISPOSITIONS (LINE 220 + 230)..... | 240 | 1 | 5 | 206 | 51 | 27 | 532 | 29 | 134 | 3 | 0 | 263 | 1251 | | | |
| PENDING CASES AT END OF YEAR..... | | | | | | | | | | | | | | | | |
| INACTIVE BENCH WARRANTS (LINE 10-90+200)..... | 250 | 0 | 0 | 0 | 0 | 0 | 0 | 0 | 0 | 0 | 0 | 0 | 0 | | | |
| INACTIVE NON-SERVICE (LINE 20 - 95 +230)..... | 260 | 0 | 0 | 0 | 0 | 0 | 0 | 0 | 0 | 0 | 0 | 0 | 0 | | | |
| ACTIVE PENDING (LINE 130 - 240)..... | 270 | 0 | 1 | 101 | 60 | 61 | 380 | 29 | 44 | 4 | 0 | 290 | 970 | | | |
| TOTAL CASES PENDING END YEAR(250+260+270)..... | 280 | 0 | 1 | 101 | 60 | 61 | 380 | 29 | 44 | 4 | 0 | 290 | 970 | | | |
| CIVIL CASES PENDING OVER TWO YEARS..... | 290 | 0 | 0 | 0 | 10 | 6 | 2 | 0 | 5 | 1 | 0 | 43 | 67 | | | |

REGION 5

REPORT OF CIRCUIT CASELOAD

CIRCUIT #26

ALPENA COUNTY

| ***** | | | | | | | | | | | | |
|--|--------|----------|---------|----------|----------|--------|----------|---------|----------|--------|--------|-----|
| * APPEALS * *PERSONAL INJ.* FAMILY RELATIONS * | | | | | | | | | | | | |
| L | ***** | | FY | ***** | | ***** | | ***** | | ***** | | T |
| I N* | AR * | | * CRIM- | ND/NI* | * DO/DM* | DP | * DU/DS* | NP | * CL | * ALL | * T | |
| N O* | CRIM- | AV | * INAL | * AUTO | * NO | * DIV- | *PATER- | *URES* | UCTS | * REL* | OTHER* | A |
| E | * INAL | * CIVIL* | * NEG. | * OTHER* | * ORCE | * NITY | * SUP. | * LIAB. | * TIONS* | | | L |
| ***** | | | | | | | | | | | | |
| PENDING CASES AT BEGINNING OF THE YEAR..... | | | | | | | | | | | | |
| INACTIVE BENCH WARRANTS..... | 10 | 0 | 0 | 0 | 0 | 0 | 0 | 0 | 0 | 0 | 0 | 0 |
| INACTIVE NON-SERVICE..... | 20 | 0 | 0 | 0 | 0 | 0 | 0 | 0 | 0 | 0 | 0 | 0 |
| SUBTOTAL (LINE 10 + 20)..... | 30 | 0 | 0 | 0 | 0 | 0 | 0 | 0 | 0 | 0 | 0 | 0 |
| ACTIVE PENDING..... | 40 | 1 | 4 | 28 | 17 | 14 | 114 | 20 | 20 | 0 | 64 | 284 |
| NEW CASES FILED THIS YEAR..... | 50 | 3 | 3 | 103 | 16 | 7 | 194 | 40 | 62 | 0 | 94 | 522 |
| SUBTOTAL ACTIVE CASELOAD (LINE 40 + 50)..... | 60 | 4 | 7 | 131 | 33 | 21 | 308 | 60 | 82 | 2 | 158 | 806 |
| RE-OPENED CASES..... | | | | | | | | | | | | |
| REMANDS FROM HIGHER COURTS..... | 70 | 0 | 0 | 0 | 0 | 0 | 0 | 0 | 0 | 0 | 0 | 0 |
| PROBATION VIOLATIONS..... | 75 | 0 | 0 | 0 | 0 | 0 | 0 | 0 | 0 | 0 | 0 | 0 |
| POST JUDGEMENT PROCEEDINGS..... | 80 | 0 | 0 | 0 | 0 | 0 | 39 | 0 | 0 | 0 | 0 | 0 |
| APPEARANCE AFTER BENCH WARRANT ISSUED..... | 90 | 0 | 0 | 0 | 0 | 0 | 0 | 0 | 0 | 0 | 3 | 42 |
| SERVICE MADE/ARRAIGNMENT..... | 95 | 0 | 0 | 0 | 2 | 1 | 25 | 3 | 1 | 0 | 0 | 0 |
| MISTRIALS..... | 100 | 0 | 0 | 0 | 0 | 0 | 0 | 0 | 1 | 0 | 2 | 34 |
| OTHER..... | 110 | 0 | 0 | 2 | 1 | 0 | 14 | 3 | 0 | 0 | 0 | 0 |
| SUBTOTAL..... | 120 | 0 | 0 | 2 | 3 | 1 | 78 | 6 | 1 | 0 | 0 | 20 |
| TOTAL ACTIVE CASELOAD (LINE 60 + 120)..... | 130 | 4 | 7 | 133 | 36 | 22 | 386 | 66 | 83 | 2 | 5 | 96 |
| JUDICIAL DISPOSITIONS..... | | | | | | | | | | | | |
| GUILTY PLEAS..... | 140 | 0 | 0 | 69 | 0 | 0 | 0 | 0 | 0 | 0 | 0 | 69 |
| TRIALS WITHOUT JURY..... | 150 | 0 | 0 | 2 | 0 | 1 | 13 | 0 | 0 | 0 | 3 | 19 |
| TRIALS BY JURY..... | 160 | 0 | 0 | 3 | 6 | 1 | 0 | 0 | 0 | 0 | 2 | 12 |
| DISMISSALS..... | 170 | 1 | 0 | 6 | 5 | 4 | 25 | 14 | 17 | 2 | 20 | 94 |
| REMANDS TO LOWER COURTS..... | 180 | 0 | 0 | 3 | 0 | 0 | 0 | 0 | 0 | 0 | 1 | 4 |
| NO PROGRESS..... | 190 | 0 | 0 | 0 | 0 | 2 | 4 | 2 | 1 | 0 | 0 | 11 |
| BENCH WARRANTS..... | 200 | 0 | 0 | 2 | 0 | 0 | 0 | 0 | 0 | 0 | 0 | 2 |
| OTHER JUDICIAL DISPOSITIONS..... | 210 | 0 | 0 | 1 | 1 | 0 | 175 | 18 | 47 | 0 | 53 | 295 |
| SUBTOTAL JUDICIAL DISP(ADD 140 THRU 210)..... | 220 | 1 | 0 | 86 | 12 | 8 | 217 | 34 | 65 | 2 | 81 | 506 |
| OTHER DISPOSITIONS..... | | | | | | | | | | | | |
| NON-SERVICE..... | 230 | 0 | 0 | 0 | 6 | 1 | 50 | 7 | 3 | 0 | 0 | 76 |
| TOTAL DISPOSITIONS (LINE 220 + 230)..... | 240 | 1 | 0 | 86 | 18 | 9 | 267 | 41 | 68 | 2 | 90 | 582 |
| PENDING CASES AT END OF YEAR..... | | | | | | | | | | | | |
| INACTIVE BENCH WARRANTS (LINE 10-90+200)..... | 250 | 0 | 0 | 2 | 0 | 0 | 0 | 0 | 0 | 0 | 0 | 2 |
| INACTIVE NON-SERVICE (LINE 20 - 95 +230)..... | 260 | 0 | 0 | 0 | 4 | 0 | 25 | 4 | 2 | 0 | 7 | 42 |
| ACTIVE PENDING (LINE 130 - 240)..... | 270 | 3 | 7 | 47 | 18 | 13 | 119 | 25 | 15 | 0 | 73 | 320 |
| TOTAL CASES PENDING END YEAR(250+260+270)..... | 280 | 3 | 7 | 49 | 22 | 13 | 144 | 29 | 17 | 0 | 80 | 364 |
| CIVIL CASES PENDING OVER TWO YEARS..... | 290 | 0 | 0 | 0 | 1 | 2 | 3 | 0 | 0 | 0 | 7 | 13 |

REGION 5

REPORT OF CIRCUIT CASELOAD

CIRCUIT #26

CHEBOYGAN COUNTY

| ***** | | | | | | | | | | | | |
|--|------|-------|-------------------|------|-------|----------------------|-------|-------|-----------|-------|-------|------|
| * APPEALS * | | | * PERSONAL INJ. * | | | * FAMILY RELATIONS * | | | * OTHER * | | | |
| L | I N | AR | FY | CRIM | ND/NI | DO/DM | DP | DU/DS | NP | CL | ALL | T |
| N O | CRIM | AV | INAL | AUTO | NO | DIV | PATER | JRESA | PROD | LABOR | UCTS | RELA |
| E | INAL | CIVIL | | NEG. | OTHER | ORCE | NITY | SUP. | LIAB. | TIONS | OTHER | A |
| ***** | | | | | | | | | | | | |
| PENDING CASES AT BEGINNING OF THE YEAR..... | | | | | | | | | | | | |
| INACTIVE BENCH WARRANTS..... | 10 | 0 | 0 | 0 | 0 | 0 | 0 | 0 | 0 | 0 | 0 | 0 |
| INACTIVE NON-SERVICE..... | 20 | 0 | 0 | 0 | 0 | 0 | 0 | 0 | 0 | 0 | 0 | 0 |
| SUBTOTAL (LINE 10 + 20)..... | 30 | 0 | 0 | 0 | 0 | 0 | 0 | 0 | 0 | 0 | 0 | 0 |
| ACTIVE PENDING..... | 40 | 8 | 7 | 32 | 32 | 18 | 84 | 25 | 21 | 0 | 93 | 322 |
| NEW CASES FILED THIS YEAR..... | 50 | 4 | 4 | 49 | 10 | 7 | 124 | 14 | 72 | 0 | 1 | 99 |
| SUBTOTAL ACTIVE CASELOAD (LINE 40 + 50)..... | 60 | 12 | 11 | 81 | 42 | 25 | 208 | 39 | 93 | 2 | 1 | 192 |
| RE-OPENED CASES..... | | | | | | | | | | | | |
| REMANDS FROM HIGHER COURTS..... | 70 | 0 | 0 | 0 | 0 | 2 | 1 | 0 | 0 | 0 | 0 | 3 |
| PROBATION VIOLATIONS..... | 75 | 0 | 0 | 7 | 0 | 0 | 0 | 0 | 0 | 0 | 0 | 7 |
| POST JUDGEMENT PROCEEDINGS..... | 80 | 0 | 0 | 0 | 0 | 0 | 131 | 16 | 11 | 0 | 1 | 171 |
| APPEARANCE AFTER BENCH WARRANT ISSUED..... | 90 | 0 | 0 | 0 | 0 | 0 | 0 | 0 | 0 | 0 | 0 | 0 |
| SERVICE MADE/ARRAIGNMENT..... | 95 | 0 | 0 | 0 | 0 | 0 | 0 | 0 | 0 | 0 | 0 | 0 |
| MISTRIALS..... | 100 | 0 | 0 | 0 | 0 | 1 | 0 | 0 | 0 | 0 | 0 | 0 |
| OTHER..... | 110 | 0 | 0 | 0 | 0 | 0 | 0 | 0 | 0 | 0 | 0 | 1 |
| SUBTOTAL..... | 120 | 0 | 0 | 7 | 0 | 3 | 132 | 16 | 11 | 0 | 1 | 182 |
| TOTAL ACTIVE CASELOAD (LINE 60 + 120)..... | 130 | 12 | 11 | 88 | 42 | 28 | 340 | 55 | 104 | 2 | 2 | 204 |
| JUDICIAL DISPOSITIONS..... | | | | | | | | | | | | |
| GUILTY PLEAS..... | 140 | 0 | 0 | 42 | 0 | 0 | 0 | 0 | 0 | 0 | 0 | 42 |
| TRIALS WITHOUT JURY..... | 150 | 0 | 0 | 1 | 0 | 0 | 3 | 1 | 0 | 0 | 0 | 6 |
| TRIALS BY JURY..... | 160 | 0 | 0 | 5 | 2 | 0 | 0 | 1 | 0 | 0 | 1 | 9 |
| DISMISSALS..... | 170 | 2 | 2 | 18 | 10 | 8 | 18 | 8 | 16 | 0 | 1 | 115 |
| REMANDS TO LOWER COURTS..... | 180 | 1 | 2 | 1 | 0 | 0 | 0 | 0 | 0 | 0 | 0 | 6 |
| NO PROGRESS..... | 190 | 0 | 0 | 0 | 0 | 0 | 7 | 1 | 0 | 0 | 0 | 20 |
| BENCH WARRANTS..... | 200 | 0 | 0 | 0 | 0 | 0 | 0 | 0 | 0 | 0 | 0 | 0 |
| OTHER JUDICIAL DISPOSITIONS..... | 210 | 1 | 2 | 13 | 6 | 2 | 229 | 27 | 65 | 1 | 0 | 58 |
| SUBTOTAL JUDICIAL DISP(ADD 140 THRU 210)..... | 220 | 4 | 6 | 80 | 18 | 10 | 257 | 38 | 81 | 1 | 1 | 106 |
| OTHER DISPOSITIONS..... | | | | | | | | | | | | |
| NON-SERVICE..... | 230 | 0 | 0 | 0 | 0 | 0 | 0 | 0 | 0 | 0 | 0 | 0 |
| TOTAL DISPOSITIONS (LINE 220 + 230)..... | 240 | 4 | 6 | 80 | 18 | 10 | 257 | 38 | 81 | 1 | 1 | 106 |
| PENDING CASES AT END OF YEAR..... | | | | | | | | | | | | |
| INACTIVE BENCH WARRANTS (LINE 10-90+200)..... | 250 | 0 | 0 | 0 | 0 | 0 | 0 | 0 | 0 | 0 | 0 | 0 |
| INACTIVE NON-SERVICE (LINE 20 - 95 +230)..... | 260 | 0 | 0 | 0 | 0 | 0 | 0 | 0 | 0 | 0 | 0 | 0 |
| ACTIVE PENDING (LINE 130 - 240)..... | 270 | 8 | 5 | 8 | 24 | 18 | 83 | 17 | 23 | 1 | 1 | 98 |
| TOTAL CASES PENDING END YEAR(250+260+270)..... | 280 | 8 | 5 | 8 | 24 | 18 | 83 | 17 | 23 | 1 | 1 | 98 |
| CIVIL CASES PENDING OVER TWO YEARS..... | 290 | 0 | 2 | 0 | 6 | 5 | 1 | 5 | 0 | 1 | 0 | 13 |

REPORT OF CIRCUIT CASELOAD

REGION 5

CIRCUIT #26

MONTMORENCY COUNTY

| ***** | | | | | | | | | | | | |
|--|-------------|-------------------|----------------------|----------------|----------|--------|----|----|----|---|----|-----|
| | * APPEALS * | * PERSONAL INJ. * | * FAMILY RELATIONS * | | | | | | | | | T |
| L | ***** | FY | ***** | NP | CL | ALL | | | | | | O |
| I N* AR * | * CRIM- | ND/NI* | * DO/DM* DP | * DU/DS* PROD- | * LABOR* | | | | | | | T |
| N O* CRIM-* AV * | INAL * | AUTO * NO | * DIV- *PATER- | * URESA/* UCTS | * RELA- | OTHER* | | | | | | A |
| E * INAL * CIVIL* | | * NEG. * OTHER* | ORCE * NITY * | SUP. * LIAB. * | TIONS* | | | | | | | L |
| ***** | | | | | | | | | | | | |
| PENDING CASES AT BEGINNING OF THE YEAR..... | | | | | | | | | | | | |
| INACTIVE BENCH WARRANTS..... | 10 | 0 | 0 | 0 | 0 | 0 | 0 | 0 | 0 | 0 | 0 | 0 |
| INACTIVE NON-SERVICE..... | 20 | 0 | 0 | 0 | 0 | 0 | 0 | 0 | 0 | 0 | 0 | 0 |
| SUBTOTAL (LINE 10 + 20)..... | 30 | 0 | 0 | 0 | 0 | 0 | 0 | 0 | 0 | 0 | 0 | 0 |
| ACTIVE PENDING..... | 40 | 1 | 0 | 12 | 9 | 4 | 31 | 9 | 10 | 0 | 36 | 112 |
| NEW CASES FILED THIS YEAR..... | 50 | 0 | 1 | 16 | 4 | 2 | 39 | 12 | 29 | 2 | 23 | 128 |
| SUBTOTAL ACTIVE CASELOAD (LINE 40 + 50)..... | 60 | 1 | 1 | 28 | 13 | 6 | 70 | 21 | 39 | 2 | 59 | 240 |
| RE-OPENED CASES..... | | | | | | | | | | | | |
| REMANDS FROM HIGHER COURTS..... | 70 | 0 | 0 | 0 | 0 | 0 | 0 | 0 | 0 | 0 | 0 | 0 |
| PROBATION VIOLATIONS..... | 75 | 0 | 0 | 0 | 0 | 0 | 0 | 0 | 0 | 0 | 0 | 0 |
| POST JUDGEMENT PROCEEDINGS..... | 80 | 0 | 0 | 0 | 0 | 0 | 2 | 0 | 0 | 0 | 0 | 2 |
| APPEARANCE AFTER BENCH WARRANT ISSUED..... | 90 | 0 | 0 | 0 | 0 | 0 | 0 | 0 | 0 | 0 | 0 | 0 |
| SERVICE MADE/ARRAIGNMENT..... | 95 | 0 | 0 | 0 | 0 | 0 | 0 | 0 | 0 | 0 | 0 | 0 |
| MISTRIALS..... | 100 | 0 | 0 | 0 | 0 | 0 | 0 | 0 | 0 | 0 | 1 | 1 |
| OTHER..... | 110 | 0 | 0 | 0 | 0 | 0 | 0 | 0 | 0 | 0 | 0 | 0 |
| SUBTOTAL..... | 120 | 0 | 0 | 0 | 0 | 0 | 2 | 0 | 0 | 0 | 1 | 3 |
| TOTAL ACTIVE CASELOAD (LINE 60 + 120)..... | 130 | 1 | 1 | 28 | 13 | 6 | 72 | 21 | 39 | 2 | 60 | 243 |
| JUDICIAL DISPOSITIONS..... | | | | | | | | | | | | |
| GUILTY PLEAS..... | 140 | 0 | 0 | 4 | 0 | 0 | 0 | 0 | 0 | 0 | 0 | 4 |
| TRIALS WITHOUT JURY..... | 150 | 0 | 0 | 0 | 0 | 0 | 2 | 0 | 0 | 0 | 0 | 2 |
| TRIALS BY JURY..... | 160 | 0 | 0 | 0 | 0 | 1 | 0 | 0 | 0 | 0 | 2 | 3 |
| DISMISSALS..... | 170 | 1 | 0 | 6 | 2 | 0 | 7 | 5 | 11 | 0 | 8 | 40 |
| REMANDS TO LOWER COURTS..... | 180 | 0 | 0 | 1 | 0 | 0 | 0 | 0 | 0 | 0 | 1 | 2 |
| NO PROGRESS..... | 190 | 0 | 0 | 0 | 0 | 0 | 2 | 1 | 2 | 0 | 2 | 7 |
| BENCH WARRANTS..... | 200 | 0 | 0 | 0 | 0 | 0 | 0 | 0 | 0 | 0 | 0 | 0 |
| OTHER JUDICIAL DISPOSITIONS..... | 210 | 0 | 0 | 4 | 4 | 1 | 29 | 5 | 20 | 0 | 19 | 82 |
| SUBTOTAL JUDICIAL DISP(ADD 140 THRU 210)..... | 220 | 1 | 0 | 15 | 6 | 2 | 40 | 11 | 33 | 0 | 32 | 140 |
| OTHER DISPOSITIONS..... | | | | | | | | | | | | |
| NON-SERVICE..... | 230 | 0 | 0 | 0 | 3 | 0 | 0 | 0 | 1 | 0 | 0 | 4 |
| TOTAL DISPOSITIONS (LINE 220 + 230)..... | 240 | 1 | 0 | 15 | 9 | 2 | 40 | 11 | 34 | 0 | 32 | 144 |
| PENDING CASES AT END OF YEAR..... | | | | | | | | | | | | |
| INACTIVE BENCH WARRANTS (LINE 10-90+200)..... | 250 | 0 | 0 | 0 | 0 | 0 | 0 | 0 | 0 | 0 | 0 | 0 |
| INACTIVE NON-SERVICE (LINE 20 - 95 +230)..... | 260 | 0 | 0 | 0 | 3 | 0 | 0 | 0 | 1 | 0 | 0 | 4 |
| ACTIVE PENDING (LINE 130 - 240)..... | 270 | 0 | 1 | 13 | 4 | 4 | 32 | 10 | 5 | 2 | 28 | 99 |
| TOTAL CASES PENDING END YEAR(250+260+270)..... | 280 | 0 | 1 | 13 | 7 | 4 | 32 | 10 | 6 | 2 | 28 | 103 |
| CIVIL CASES PENDING OVER TWO YEARS..... | 290 | 0 | 0 | 0 | 2 | 1 | 0 | 0 | 0 | 0 | 6 | 9 |

REPORT OF CIRCUIT CASELOAD

REGION 5

CIRCUIT #26

PRESQUE ILSE COUNTY

| ***** | | | | | | | | | | | | | |
|--|-----|---|---|----|----|---|-----|---|----|---|---|----|-----|
| * APPEALS * *PERSONAL INJ.* FAMILY RELATIONS * | | | | | | | | | | | | | |
| L ***** FY ***** NP * CL * ALL * T | | | | | | | | | | | | | |
| I N* AR * * CRIM-* ND/NI* * DO/DM* DP * DU/DS* PROD-* LABOR* | | | | | | | | | | | | | |
| N O* CRIM-* AV * INAL * AUTO * NO * DIV- *PATER-*URES/* UCTS * RELA-* OTHER* | | | | | | | | | | | | | |
| E * INAL * CIVIL* * NEG. * OTHER* ORCE * NITY * SUP. * LIAB. * TIONS* * L | | | | | | | | | | | | | |
| ***** | | | | | | | | | | | | | |
| PENDING CASES AT BEGINNING OF THE YEAR..... | | | | | | | | | | | | | |
| INACTIVE BENCH WARRANTS..... | 10 | 0 | 0 | 1 | 0 | 0 | 0 | 0 | 0 | 0 | 0 | 0 | 1 |
| INACTIVE NON-SERVICE..... | 20 | 0 | 0 | 0 | 0 | 0 | 0 | 0 | 0 | 0 | 0 | 0 | 0 |
| SUBTOTAL (LINE 10 + 20)..... | 30 | 0 | 0 | 1 | 0 | 0 | 0 | 0 | 0 | 0 | 0 | 0 | 0 |
| ACTIVE PENDING..... | 40 | 3 | 1 | 12 | 7 | 3 | 47 | 0 | 3 | 2 | 0 | 31 | 109 |
| NEW CASES FILED THIS YEAR..... | 50 | 0 | 1 | 18 | 5 | 2 | 53 | 0 | 10 | 2 | 0 | 42 | 133 |
| SUBTOTAL ACTIVE CASELOAD (LINE 40 + 50)..... | 60 | 3 | 2 | 30 | 12 | 5 | 100 | 0 | 13 | 4 | 0 | 73 | 242 |
| RE-OPENED CASES..... | | | | | | | | | | | | | |
| REMANDS FROM HIGHER COURTS..... | 70 | 0 | 0 | 0 | 0 | 0 | 0 | 0 | 0 | 0 | 0 | 0 | 0 |
| PROBATION VIOLATIONS..... | 75 | 0 | 0 | 2 | 0 | 0 | 0 | 0 | 0 | 0 | 0 | 0 | 2 |
| POST JUDGEMENT PROCEEDINGS..... | 80 | 0 | 0 | 0 | 0 | 0 | 19 | 0 | 0 | 0 | 0 | 1 | 20 |
| APPEARANCE AFTER BENCH WARRANT ISSUED..... | 90 | 0 | 0 | 0 | 0 | 0 | 0 | 0 | 0 | 0 | 0 | 1 | 1 |
| SERVICE MADE/ARRAIGNMENT..... | 95 | 0 | 0 | 0 | 0 | 0 | 0 | 0 | 0 | 0 | 0 | 0 | 0 |
| MISTRIALS..... | 100 | 0 | 0 | 0 | 0 | 0 | 0 | 0 | 0 | 0 | 0 | 0 | 0 |
| OTHER..... | 110 | 0 | 0 | 1 | 0 | 0 | 20 | 0 | 0 | 0 | 0 | 0 | 0 |
| SUBTOTAL..... | 120 | 0 | 0 | 3 | 0 | 0 | 39 | 0 | 0 | 0 | 0 | 1 | 22 |
| TOTAL ACTIVE CASELOAD (LINE 60 + 120)..... | 130 | 3 | 2 | 33 | 12 | 5 | 139 | 0 | 13 | 4 | 0 | 3 | 45 |
| JUDICIAL DISPOSITIONS..... | | | | | | | | | | | | | |
| GUILTY PLEAS..... | 140 | 0 | 0 | 7 | 0 | 0 | 0 | 0 | 0 | 0 | 0 | 0 | 7 |
| TRIALS WITHOUT JURY..... | 150 | 0 | 0 | 0 | 0 | 0 | 6 | 0 | 0 | 0 | 0 | 0 | 8 |
| TRIALS BY JURY..... | 160 | 0 | 0 | 2 | 1 | 0 | 0 | 0 | 0 | 0 | 0 | 2 | 6 |
| DISMISSALS..... | 170 | 0 | 1 | 6 | 3 | 2 | 30 | 0 | 7 | 3 | 0 | 18 | 70 |
| REMANDS TO LOWER COURTS..... | 180 | 3 | 0 | 0 | 0 | 0 | 0 | 0 | 0 | 0 | 0 | 2 | 5 |
| NO PROGRESS..... | 190 | 0 | 0 | 0 | 0 | 0 | 0 | 0 | 0 | 0 | 0 | 0 | 0 |
| BENCH WARRANTS..... | 200 | 0 | 0 | 3 | 0 | 0 | 0 | 0 | 0 | 0 | 0 | 0 | 0 |
| OTHER JUDICIAL DISPOSITIONS..... | 210 | 0 | 0 | 6 | 0 | 1 | 71 | 0 | 2 | 0 | 0 | 1 | 4 |
| SUBTOTAL JUDICIAL DISP(ADD 140 THRU 210)..... | 220 | 3 | 1 | 24 | 4 | 3 | 107 | 0 | 9 | 4 | 0 | 31 | 86 |
| OTHER DISPOSITIONS..... | | | | | | | | | | | | | |
| NON-SERVICE..... | 230 | 0 | 0 | 0 | 0 | 0 | 0 | 0 | 0 | 0 | 0 | 0 | 0 |
| TOTAL DISPOSITIONS (LINE 220 + 230)..... | 240 | 3 | 1 | 24 | 4 | 3 | 107 | 0 | 9 | 4 | 0 | 31 | 186 |
| PENDING CASES AT END OF YEAR..... | | | | | | | | | | | | | |
| INACTIVE BENCH WARRANTS (LINE 10-90+200)..... | 250 | 0 | 0 | 4 | 0 | 0 | 0 | 0 | 0 | 0 | 0 | 0 | 4 |
| INACTIVE NON-SERVICE (LINE 20 - 95 +230)..... | 260 | 0 | 0 | 0 | 0 | 0 | 0 | 0 | 0 | 0 | 0 | 0 | 0 |
| ACTIVE PENDING (LINE 130 - 240)..... | 270 | 0 | 1 | 9 | 8 | 2 | 32 | 0 | 4 | 0 | 0 | 45 | 101 |
| TOTAL CASES PENDING END YEAR(250+260+270)..... | 280 | 0 | 1 | 13 | 8 | 2 | 32 | 0 | 4 | 0 | 0 | 45 | 105 |
| CIVIL CASES PENDING OVER TWO YEARS..... | 290 | 0 | 0 | 0 | 0 | 0 | 0 | 0 | 0 | 0 | 0 | 0 | 0 |

REPORT OF CIRCUIT CASELOAD

REGION 5

CIRCUIT #26

COURT SUMMARY

| ***** | | | | | | | | | | | | | |
|--|-------------|--------|-----------------|----------|--------------------|--------|--------|---------|----------|-------|--------|--------|------|
| | * APPEALS * | | *PERSONAL INJ.* | | FAMILY RELATIONS * | | | | | | | | |
| L | ***** FY | | ***** | | | | | | | | | | |
| I N* | AR * | CRIM* | ND/NI* | DO/DM* | DP * | DU/DS* | NP | CL | ALL | PROD* | LABOR* | OTHER* | T |
| N O* | CRIM* | AV | INAL* | AUTO* | NO | DIV- | PATER* | URES* | UCTS* | RELA- | OTHER* | A | |
| E * | INAL* | CIVIL* | * NEG. | * OTHER* | ORCE | * NITY | * SUP. | * LIAB. | * TIONS* | | | | L |
| ***** | | | | | | | | | | | | | |
| PENDING CASES AT BEGINNING OF THE YEAR..... | | | | | | | | | | | | | |
| INACTIVE BENCH WARRANTS..... | 10 | 0 | 0 | 1 | 0 | 0 | 0 | 0 | 0 | 0 | 0 | 0 | 1 |
| INACTIVE NON-SERVICE..... | 20 | 0 | 0 | 0 | 0 | 0 | 0 | 0 | 0 | 0 | 0 | 0 | 0 |
| SUBTOTAL (LINE 10 + 20)..... | 30 | 0 | 0 | 1 | 0 | 0 | 0 | 0 | 0 | 0 | 0 | 0 | 1 |
| ACTIVE PENDING..... | 40 | 13 | 12 | 84 | 65 | 39 | 276 | 54 | 54 | 6 | 0 | 224 | 827 |
| NEW CASES FILED THIS YEAR..... | 50 | 7 | 9 | 186 | 35 | 18 | 410 | 66 | 173 | 4 | 1 | 258 | 1167 |
| SUBTOTAL ACTIVE CASELOAD (LINE 40 + 50)..... | 60 | 20 | 21 | 270 | 100 | 57 | 686 | 120 | 227 | 10 | 1 | 482 | 1994 |
| RE-OPENED CASES..... | | | | | | | | | | | | | |
| REMANDS FROM HIGHER COURTS..... | 70 | 0 | 0 | 0 | 0 | 2 | 1 | 0 | 0 | 0 | 0 | 0 | 3 |
| PROBATION VIOLATIONS..... | 75 | 0 | 0 | 9 | 0 | 0 | 0 | 0 | 0 | 0 | 0 | 0 | 9 |
| POST JUDGEMENT PROCEEDINGS..... | 80 | 0 | 0 | 0 | 0 | 0 | 191 | 16 | 11 | 0 | 1 | 16 | 235 |
| APPEARANCE AFTER BENCH WARRANT ISSUED..... | 90 | 0 | 0 | 0 | 0 | 0 | 0 | 0 | 0 | 0 | 0 | 1 | 1 |
| SERVICE MADE/ARRAIGNMENT..... | 95 | 0 | 0 | 0 | 2 | 1 | 25 | 3 | 1 | 0 | 0 | 2 | 34 |
| MISTRIALS..... | 100 | 0 | 0 | 0 | 0 | 1 | 0 | 0 | 0 | 0 | 0 | 1 | 2 |
| OTHER..... | 110 | 0 | 0 | 3 | 1 | 0 | 34 | 3 | 0 | 0 | 0 | 1 | 42 |
| SUBTOTAL..... | 120 | 0 | 0 | 12 | 3 | 4 | 251 | 22 | 12 | 0 | 1 | 21 | 326 |
| TOTAL ACTIVE CASELOAD (LINE 60 + 120)..... | 130 | 20 | 21 | 282 | 103 | 61 | 937 | 142 | 239 | 10 | 2 | 503 | 2320 |
| JUDICIAL DISPOSITIONS..... | | | | | | | | | | | | | |
| GUILTY PLEAS..... | 140 | 0 | 0 | 122 | 0 | 0 | 0 | 0 | 0 | 0 | 0 | 0 | 122 |
| TRIALS WITHOUT JURY..... | 150 | 0 | 0 | 3 | 0 | 1 | 24 | 1 | 0 | 0 | 0 | 6 | 35 |
| TRIALS BY JURY..... | 160 | 0 | 0 | 10 | 0 | 2 | 0 | 1 | 0 | 1 | 0 | 7 | 30 |
| DISMISSALS..... | 170 | 4 | 3 | 36 | 20 | 14 | 80 | 27 | 51 | 5 | 1 | 78 | 319 |
| REMANDS TO LOWER COURTS..... | 180 | 4 | 2 | 5 | 0 | 0 | 0 | 0 | 0 | 0 | 0 | 6 | 17 |
| NO PROGRESS..... | 190 | 0 | 0 | 0 | 0 | 2 | 13 | 4 | 3 | 0 | 0 | 16 | 38 |
| BENCH WARRANTS..... | 200 | 0 | 0 | 5 | 0 | 0 | 0 | 0 | 0 | 0 | 0 | 1 | 6 |
| OTHER JUDICIAL DISPOSITIONS..... | 210 | 1 | 2 | 24 | 11 | 4 | 504 | 50 | 134 | 1 | 0 | 136 | 867 |
| SUBTOTAL JUDICIAL DISP(ADD 140 THRU 210)..... | 220 | 9 | 7 | 205 | 40 | 23 | 621 | 83 | 188 | 7 | 1 | 250 | 1434 |
| OTHER DISPOSITIONS..... | | | | | | | | | | | | | |
| NON-SERVICE..... | 230 | 0 | 0 | 0 | 9 | 1 | 50 | 7 | 4 | 0 | 0 | 9 | 80 |
| TOTAL DISPOSITIONS (LINE 220 + 230)..... | 240 | 9 | 7 | 205 | 49 | 24 | 671 | 90 | 192 | 7 | 1 | 259 | 1514 |
| PENDING CASES AT END OF YEAR..... | | | | | | | | | | | | | |
| INACTIVE BENCH WARRANTS (LINE 10-90+200)..... | 250 | 0 | 0 | 6 | 0 | 0 | 0 | 0 | 0 | 0 | 0 | 0 | 6 |
| INACTIVE NON-SERVICE (LINE 20 - 95 +230)..... | 260 | 0 | 0 | 0 | 7 | 0 | 25 | 4 | 3 | 0 | 0 | 7 | 46 |
| ACTIVE PENDING (LINE 130 - 240)..... | 270 | 11 | 14 | 77 | 54 | 37 | 266 | 52 | 47 | 3 | 1 | 244 | 806 |
| TOTAL CASES PENDING END YEAR(250+260+270)..... | 280 | 11 | 14 | 83 | 61 | 37 | 291 | 56 | 50 | 3 | 1 | 251 | 858 |
| CIVIL CASES PENDING OVER TWO YEARS..... | 290 | 0 | 2 | 0 | 9 | 8 | 4 | 5 | 0 | 1 | 0 | 26 | 55 |

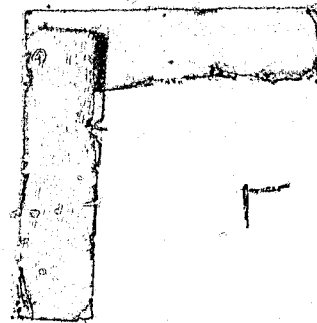
REPORT OF CIRCUIT CASELOAD

REGION 5

CIRCUIT #32

GOGEBIC COUNTY

| ***** | | | | | | | | | | | | | |
|--|--------------------|-----------------------|----------------------|---------------|----|----|-----|---|----|---|---|-----|---|
| | * APPEALS * | *PERSONAL INJ.* | FAMILY RELATIONS * | | | | | | | | | T | |
| L ***** | FY ***** | ***** | | | | | | | | | | | O |
| I N* AR * | CRIM-* ND/NL* | DO/DM* DP | DU/DS* | PROD-* LABOR* | | | | | | | | T | |
| N O* CRIM-* AV * | INAL * AUTO * NO * | DIV- *PATER-* URESA/* | UCTS * RELA-* OTHER* | | | | | | | | | A | |
| E * INAL * CIVIL* | * NEG. * OTHER* | ORCE * NITY * SUP. * | LIAB. * TIONS* | | | | | | | | | L | |
| ***** | | | | | | | | | | | | | |
| PENDING CASES AT BEGINNING OF THE YEAR..... | | | | | | | | | | | | | |
| INACTIVE BENCH WARRANTS..... | 10 | 0 | 0 | 1 | 0 | 0 | 0 | 0 | 0 | 0 | 0 | 1 | |
| INACTIVE NON-SERVICE..... | 20 | 0 | 0 | 0 | 1 | 1 | 11 | 1 | 0 | 1 | 0 | 22 | |
| SUBTOTAL (LINE 10 + 20)..... | 30 | 0 | 0 | 1 | 1 | 1 | 11 | 1 | 0 | 1 | 0 | 23 | |
| ACTIVE PENDING..... | 40 | 3 | 1 | 3 | 21 | 7 | 52 | 4 | 21 | 1 | 0 | 183 | |
| NEW CASES FILED THIS YEAR..... | 50 | 0 | 4 | 44 | 22 | 6 | 55 | 1 | 36 | 4 | 1 | 211 | |
| SUBTOTAL ACTIVE CASELOAD (LINE 40 + 50)..... | 60 | 3 | 5 | 47 | 43 | 13 | 107 | 5 | 57 | 5 | 1 | 394 | |
| RE-OPENED CASES..... | | | | | | | | | | | | | |
| REMANDS FROM HIGHER COURTS..... | 70 | 0 | 0 | 0 | 0 | 0 | 0 | 0 | 0 | 0 | 0 | 0 | |
| PROBATION VIOLATIONS..... | 75 | 0 | 0 | 15 | 0 | 0 | 0 | 0 | 0 | 0 | 0 | 15 | |
| POST JUDGEMENT PROCEEDINGS..... | 80 | 0 | 0 | 1 | 0 | 0 | 9 | 0 | 0 | 0 | 0 | 11 | |
| APPEARANCE AFTER BENCH WARRANT ISSUED..... | 90 | 0 | 0 | 4 | 0 | 0 | 0 | 0 | 0 | 0 | 0 | 4 | |
| SERVICE MADE/ARRAIGNMENT..... | 95 | 0 | 0 | 0 | 0 | 0 | 0 | 0 | 0 | 0 | 0 | 0 | |
| MISTRIALS..... | 100 | 0 | 0 | 0 | 0 | 0 | 0 | 0 | 0 | 0 | 0 | 0 | |
| OTHER..... | 110 | 0 | 0 | 2 | 0 | 0 | 0 | 0 | 1 | 0 | 0 | 3 | |
| SUBTOTAL..... | 120 | 0 | 0 | 22 | 0 | 0 | 9 | 0 | 1 | 0 | 0 | 33 | |
| TOTAL ACTIVE CASELOAD (LINE 60 + 120)..... | 130 | 3 | 5 | 69 | 43 | 13 | 116 | 5 | 58 | 5 | 1 | 427 | |
| JUDICIAL DISPOSITIONS..... | | | | | | | | | | | | | |
| GUILTY PLEAS..... | 140 | 0 | 0 | 17 | 0 | 0 | 0 | 0 | 0 | 0 | 0 | 17 | |
| TRIALS WITHOUT JURY..... | 150 | 3 | 0 | 7 | 0 | 1 | 2 | 0 | 0 | 0 | 0 | 14 | |
| TRIALS BY JURY..... | 160 | 0 | 0 | 3 | 1 | 0 | 0 | 0 | 0 | 0 | 0 | 5 | |
| DISMISSALS..... | 170 | 0 | 0 | 14 | 11 | 3 | 10 | 1 | 17 | 0 | 0 | 58 | |
| REMANDS TO LOWER COURTS..... | 180 | 0 | 0 | 2 | 0 | 0 | 0 | 0 | 0 | 0 | 0 | 2 | |
| NO PROGRESS..... | 190 | 0 | 0 | 0 | 0 | 0 | 2 | 0 | 8 | 0 | 0 | 10 | |
| BENCH WARRANTS..... | 200 | 0 | 0 | 3 | 0 | 0 | 0 | 0 | 0 | 0 | 0 | 3 | |
| OTHER JUDICIAL DISPOSITIONS..... | 210 | 0 | 0 | 0 | 0 | 2 | 47 | 2 | 31 | 1 | 0 | 108 | |
| SUBTOTAL JUDICIAL DISP(ADD 140 THRU 210)..... | 220 | 3 | 0 | 46 | 12 | 6 | 61 | 3 | 56 | 1 | 0 | 217 | |
| OTHER DISPOSITIONS..... | | | | | | | | | | | | | |
| NON-SERVICE..... | 230 | 0 | 0 | 0 | 2 | 1 | 7 | 0 | 1 | 3 | 0 | 20 | |
| TOTAL DISPOSITIONS (LINE 220 + 230)..... | 240 | 3 | 0 | 46 | 14 | 7 | 68 | 3 | 57 | 4 | 0 | 237 | |
| PENDING CASES AT END OF YEAR..... | | | | | | | | | | | | | |
| INACTIVE BENCH WARRANTS (LINE 10-90+200)..... | 250 | 0 | 0 | 0 | 0 | 0 | 0 | 0 | 0 | 0 | 0 | 0 | |
| INACTIVE NON-SERVICE (LINE 20 - 95 +230)..... | 260 | 0 | 0 | 0 | 3 | 2 | 18 | 1 | 1 | 4 | 0 | 42 | |
| ACTIVE PENDING (LINE 130 - 240)..... | 270 | 0 | 5 | 23 | 29 | 6 | 48 | 2 | 1 | 1 | 1 | 190 | |
| TOTAL CASES PENDING END YEAR(250+260+270)..... | 280 | 0 | 5 | 23 | 32 | 8 | 66 | 3 | 2 | 5 | 1 | 232 | |
| CIVIL CASES PENDING OVER TWO YEARS..... | 290 | 0 | 0 | 0 | 6 | 1 | 1 | 0 | 4 | 0 | 0 | 28 | |



CONTINUED

4 of 9

REPORT OF CIRCUIT CASELOAD

REGION 5

CIRCUIT #32

ONTONAGON COUNTY

| ***** | | | | | | | | | | | | |
|--|-------------|-------------------|----------------------|-----------------|------------|----------|----------|-----------|----------|---|---|----|
| | * APPEALS * | * PERSONAL INJ. * | * FAMILY RELATIONS * | * NP * | * CL * | * ALL * | * T | | | | | |
| L | * AR * | * CRIM-ND/NI * | * DO/DM* DP * | * DU/DS* PROD-* | * LABOR* | * T | | | | | | |
| N O | * CRIM-* | * AV * | * INAL * AUTO * NO * | * DIV- *PATER-* | * URESA/** | * UCTS * | * RELA-* | * OTHER* | | | | |
| E | * INAL * | * CIVIL* | * NEG. * | * OTHER* | * ORCE * | * NITY * | * SUP. * | * LIAB. * | * TIONS* | | | |
| ***** | | | | | | | | | | | | |
| PENDING CASES AT BEGINNING OF THE YEAR..... | | | | | | | | | | | | |
| INACTIVE BENCH WARRANTS..... | 10 | 0 | 0 | 0 | 0 | 0 | 0 | 0 | 0 | 0 | 0 | 0 |
| INACTIVE NON-SERVICE..... | 20 | 0 | 0 | 0 | 1 | 2 | 1 | 0 | 2 | 0 | 0 | 2 |
| SUBTOTAL (LINE 10 + 20)..... | 30 | 0 | 0 | 0 | 1 | 2 | 1 | 0 | 2 | 0 | 0 | 2 |
| ACTIVE PENDING..... | 40 | 1 | 1 | 8 | 19 | 10 | 42 | 0 | 3 | 0 | 0 | 19 |
| NEW CASES FILED THIS YEAR..... | 50 | 0 | 1 | 12 | 16 | 3 | 39 | 2 | 21 | 0 | 0 | 26 |
| SUBTOTAL ACTIVE CASELOAD (LINE 40 + 50)..... | 60 | 1 | 2 | 20 | 35 | 13 | 81 | 2 | 24 | 0 | 0 | 45 |
| RE-OPENED CASES..... | | | | | | | | | | | | |
| REMANDS FROM HIGHER COURTS..... | 70 | 0 | 0 | 0 | 0 | 1 | 0 | 0 | 0 | 0 | 0 | 1 |
| PROBATION VIOLATIONS..... | 75 | 0 | 0 | 4 | 0 | 0 | 0 | 0 | 0 | 0 | 0 | 4 |
| POST JUDGEMENT PROCEEDINGS..... | 80 | 0 | 0 | 0 | 0 | 0 | 19 | 0 | 0 | 0 | 0 | 19 |
| APPEARANCE AFTER BENCH WARRANT ISSUED..... | 90 | 0 | 0 | 0 | 0 | 0 | 0 | 0 | 0 | 0 | 0 | 0 |
| SERVICE MADE/ARRAIGNMENT..... | 95 | 0 | 0 | 0 | 7 | 2 | 7 | 0 | 4 | 0 | 0 | 6 |
| MISTRIALS..... | 100 | 0 | 0 | 0 | 0 | 0 | 0 | 0 | 0 | 0 | 0 | 0 |
| OTHER..... | 110 | 0 | 0 | 0 | 0 | 0 | 0 | 0 | 0 | 0 | 0 | 0 |
| SUBTOTAL..... | 120 | 0 | 0 | 4 | 7 | 3 | 26 | 0 | 4 | 0 | 0 | 6 |
| TOTAL ACTIVE CASELOAD (LINE 60 + 120)..... | 130 | 1 | 2 | 24 | 42 | 16 | 107 | 2 | 28 | 0 | 0 | 51 |
| JUDICIAL DISPOSITIONS..... | | | | | | | | | | | | |
| GUILTY PLEAS..... | 140 | 0 | 0 | 10 | 0 | 0 | 0 | 0 | 0 | 0 | 0 | 10 |
| TRIALS WITHOUT JURY..... | 150 | 0 | 1 | 0 | 0 | 0 | 20 | 0 | 0 | 0 | 0 | 1 |
| TRIALS BY JURY..... | 160 | 0 | 0 | 2 | 2 | 1 | 0 | 0 | 0 | 0 | 0 | 1 |
| DISMISSALS..... | 170 | 0 | 0 | 4 | 14 | 4 | 7 | 0 | 1 | 0 | 0 | 7 |
| REMANDS TO LOWER COURTS..... | 180 | 0 | 0 | 0 | 0 | 0 | 0 | 0 | 0 | 0 | 0 | 0 |
| NO PROGRESS..... | 190 | 0 | 0 | 0 | 0 | 0 | 2 | 0 | 1 | 0 | 0 | 1 |
| BENCH WARRANTS..... | 200 | 0 | 0 | 0 | 0 | 0 | 0 | 0 | 0 | 0 | 0 | 0 |
| OTHER JUDICIAL DISPOSITIONS..... | 210 | 1 | 0 | 3 | 2 | 1 | 41 | 0 | 21 | 0 | 0 | 9 |
| SUBTOTAL JUDICIAL DISP(ADD 140 THRU 210)..... | 220 | 1 | 1 | 19 | 18 | 6 | 70 | 0 | 23 | 0 | 0 | 19 |
| OTHER DISPOSITIONS..... | | | | | | | | | | | | |
| NON-SERVICE..... | 230 | 0 | 0 | 0 | 9 | 0 | 11 | 0 | 3 | 0 | 0 | 6 |
| TOTAL DISPOSITIONS (LINE 220 + 230)..... | 240 | 1 | 1 | 19 | 27 | 6 | 81 | 0 | 26 | 0 | 0 | 25 |
| PENDING CASES AT END OF YEAR..... | | | | | | | | | | | | |
| INACTIVE BENCH WARRANTS (LINE 10-90+200)..... | 250 | 0 | 0 | 0 | 0 | 0 | 0 | 0 | 0 | 0 | 0 | 0 |
| INACTIVE NON-SERVICE (LINE 20 - 95 +230)..... | 260 | 0 | 0 | 0 | 3 | 0 | 5 | 0 | 1 | 0 | 0 | 2 |
| ACTIVE PENDING (LINE 130 - 240)..... | 270 | 0 | 1 | 5 | 15 | 10 | 26 | 2 | 2 | 0 | 0 | 26 |
| TOTAL CASES PENDING END YEAR(250+260+270)..... | 280 | 0 | 1 | 5 | 18 | 10 | 31 | 2 | 3 | 0 | 0 | 28 |
| CIVIL CASES PENDING OVER TWO YEARS..... | 290 | 0 | 0 | 0 | 2 | 4 | 0 | 0 | 0 | 0 | 0 | 2 |

REPORT OF CIRCUIT CASELOAD

REGION 5

CIRCUIT #32

COURT SUMMARY

| ***** | | | | | | | | | | | | |
|--|-------------|-------------------|----------------------|--------|--------|---------|---------|--------|--------|--------|-------|-------|
| | * APPEALS * | * PERSONAL INJ. * | * FAMILY RELATIONS * | * NP * | * CL * | * ALL * | * T * | | | | | |
| L ***** | FY ***** | ***** | | | | | ***** | ***** | ***** | ***** | ***** | ***** |
| IN* AR * | * CRIM-* | ND/NI* | * DO/DM* | DP * | DU/DS* | PROD-* | LABOR* | * T * | | | | |
| NO* CRIM-* | AV * | INAL * | AUTO * | NO * | DIV-* | PATER-* | URES*/ | UCTS * | RELA-* | OTHER* | A * | |
| E * INAL * | CIVIL* | * NEG. * | OTHER* | ORCE * | NITY * | SUP. * | LIAB. * | TIONS* | * L * | | | |
| ***** | | | | | | | | | | | | |
| PENDING CASES AT BEGINNING OF THE YEAR..... | | | | | | | | | | | | |
| INACTIVE BENCH WARRANTS..... | 10 | 0 | 0 | 1 | 0 | 0 | 0 | 0 | 0 | 0 | 0 | 1 |
| INACTIVE NON-SERVICE..... | 20 | 0 | 0 | 0 | 2 | 3 | 12 | 1 | 2 | 1 | 0 | 30 |
| SUBTOTAL (LINE 10 + 20)..... | 30 | 0 | 0 | 1 | 2 | 3 | 12 | 1 | 2 | 1 | 0 | 31 |
| ACTIVE PENDING..... | 40 | 4 | 2 | 11 | 40 | 17 | 94 | 4 | 24 | 1 | 0 | 286 |
| NEW CASES FILED THIS YEAR..... | 50 | 0 | 5 | 56 | 38 | 9 | 94 | 3 | 57 | 4 | 1 | 331 |
| SUBTOTAL ACTIVE CASELOAD (LINE 40 + 50)..... | 60 | 4 | 7 | 67 | 78 | 26 | 188 | 7 | 81 | 5 | 1 | 617 |
| RE-OPENED CASES..... | | | | | | | | | | | | |
| REMANDS FROM HIGHER COURTS..... | 70 | 0 | 0 | 0 | 0 | 1 | 0 | 0 | 0 | 0 | 0 | 1 |
| PROBATION VIOLATIONS..... | 75 | 0 | 0 | 19 | 0 | 0 | 0 | 0 | 0 | 0 | 0 | 19 |
| POST JUDGEMENT PROCEEDINGS..... | 80 | 0 | 0 | 1 | 0 | 0 | 28 | 0 | 0 | 0 | 0 | 30 |
| APPEARANCE AFTER BENCH WARRANT ISSUED..... | 90 | 0 | 0 | 4 | 0 | 0 | 0 | 0 | 0 | 0 | 0 | 4 |
| SERVICE MADE/ARRAIGNMEN..... | 95 | 0 | 0 | 0 | 7 | 2 | 7 | 0 | 4 | 0 | 0 | 26 |
| MISTRIALS..... | 100 | 0 | 0 | 0 | 0 | 0 | 0 | 0 | 0 | 0 | 0 | 0 |
| OTHER..... | 110 | 0 | 0 | 2 | 0 | 0 | 0 | 0 | 1 | 0 | 0 | 3 |
| SUBTOTAL..... | 120 | 0 | 0 | 26 | 7 | 3 | 35 | 0 | 5 | 0 | 0 | 83 |
| TOTAL ACTIVE CASELOAD (LINE 60 + 120)..... | 130 | 4 | 7 | 93 | 85 | 29 | 223 | 7 | 86 | 5 | 1 | 700 |
| JUDICIAL DISPOSITIONS..... | | | | | | | | | | | | |
| GUILTY PLEAS..... | 140 | 0 | 0 | 27 | 0 | 0 | 0 | 0 | 0 | 0 | 0 | 27 |
| TRIALS WITHOUT JURY..... | 150 | 3 | 1 | 7 | 0 | 1 | 22 | 0 | 0 | 0 | 0 | 36 |
| TRIALS BY JURY..... | 160 | 0 | 0 | 5 | 3 | 1 | 0 | 0 | 0 | 0 | 0 | 11 |
| DISMISSALS..... | 170 | 0 | 0 | 18 | 25 | 7 | 17 | 1 | 18 | 0 | 0 | 95 |
| REMANDS TO LOWER COURTS..... | 180 | 0 | 0 | 2 | 0 | 0 | 0 | 0 | 0 | 0 | 0 | 2 |
| NO PROGRESS..... | 190 | 0 | 0 | 0 | 0 | 0 | 4 | 0 | 9 | 0 | 0 | 14 |
| BENCH WARRANTS..... | 200 | 0 | 0 | 3 | 0 | 0 | 0 | 0 | 0 | 0 | 0 | 3 |
| OTHER JUDICIAL DISPOSITIONS..... | 210 | 1 | 0 | 3 | 2 | 3 | 88 | 2 | 52 | 1 | 0 | 186 |
| SUBTOTAL JUDICIAL DISP(ADD 140 THRU 210)..... | 220 | 4 | 1 | 65 | 30 | 12 | 131 | 3 | 79 | 1 | 0 | 374 |
| OTHER DISPOSITIONS..... | | | | | | | | | | | | |
| NON-SERVICE..... | 230 | 0 | 0 | 0 | 11 | 1 | 18 | 0 | 4 | 3 | 0 | 49 |
| TOTAL DISPOSITIONS (LINE 220 + 230)..... | 240 | 4 | 1 | 65 | 41 | 13 | 149 | 3 | 83 | 4 | 0 | 423 |
| PENDING CASES AT END OF YEAR..... | | | | | | | | | | | | |
| INACTIVE BENCH WARRANTS (LINE 10-90+200)..... | 250 | 0 | 0 | 0 | 0 | 0 | 0 | 0 | 0 | 0 | 0 | 0 |
| INACTIVE NON-SERVICE (LINE 20 - 95 +230)..... | 260 | 0 | 0 | 0 | 6 | 2 | 23 | 1 | 2 | 4 | 0 | 53 |
| ACTIVE PENDING (LINE 130 - 240)..... | 270 | 0 | 6 | 28 | 44 | 16 | 74 | 4 | 3 | 1 | 1 | 277 |
| TOTAL CASES PENDING END YEAR(250+260+270)..... | 280 | 0 | 6 | 28 | 50 | 18 | 97 | 5 | 5 | 5 | 1 | 330 |
| CIVIL CASES PENDING OVER TWO YEARS..... | 290 | 0 | 0 | 0 | 8 | 5 | 1 | 0 | 4 | 0 | 0 | 36 |

REPORT OF CIRCUIT CASELOAD

REGION 5

CIRCUIT #33

CHARLEVOIX COUNTY

| ***** | | | | | | | | | | | | |
|--|-------|--------|--------|---------------|--------|--------|---------|--------|-----|---|---|----|
| * APPEALS * *PERSONAL INJ.* FAMILY RELATIONS * | | | | | | | | | | | | |
| L | ***** | | | | | | | | | | | |
| I N* AR * | FY | CRIM** | ND/NI* | DO/DM* DP | DU/DS* | NP | CL | ALL | * T | | | |
| N O* CRIM** AV * | INAL | AUTO * | NO * | DIV- *PATER-* | URES*/ | UCTS * | RELA-* | OTHER* | A | | | |
| E * INAL * CIVIL* | | NEG. * | OTHER* | ORCE * | NITY * | SUP. * | LIAB. * | TIONS* | L | | | |
| ***** | | | | | | | | | | | | |
| PENDING CASES AT BEGINNING OF THE YEAR..... | | | | | | | | | | | | |
| INACTIVE BENCH WARRANTS..... | 10 | 0 | 0 | 0 | 0 | 0 | 0 | 0 | 0 | 0 | 0 | 0 |
| INACTIVE NON-SERVICE..... | 20 | 0 | 0 | 0 | 1 | 1 | 21 | 0 | 0 | 0 | 0 | 23 |
| SUBTOTAL (LINE 10 + 20)..... | 30 | 0 | 0 | 0 | 1 | 1 | 21 | 0 | 0 | 0 | 0 | 23 |
| ACTIVE PENDING..... | 40 | 0 | 0 | 4 | 3 | 5 | 47 | 0 | 0 | 0 | 0 | 23 |
| NEW CASES FILED THIS YEAR..... | 50 | 0 | 0 | 65 | 6 | 5 | 150 | 6 | 57 | 3 | 1 | 59 |
| SUBTOTAL ACTIVE CASELOAD (LINE 40 + 50)..... | 60 | 0 | 0 | 69 | 9 | 10 | 197 | 6 | 57 | 4 | 1 | 60 |
| RE-OPENED CASES..... | | | | | | | | | | | | |
| REMANDS FROM HIGHER COURTS..... | 70 | 0 | 0 | 0 | 0 | 0 | 0 | 0 | 0 | 0 | 0 | 0 |
| PROBATION VIOLATIONS..... | 75 | 0 | 0 | 2 | 0 | 0 | 0 | 0 | 0 | 0 | 0 | 0 |
| POST JUDGEMENT PROCEEDINGS..... | 80 | 0 | 0 | 2 | 0 | 0 | 30 | 3 | 9 | 0 | 0 | 1 |
| APPEARANCE AFTER BENCH WARRANT ISSUED..... | 90 | 0 | 0 | 2 | 0 | 0 | 0 | 0 | 0 | 0 | 0 | 45 |
| SERVICE MADE/ARRAIGNMENT..... | 95 | 0 | 0 | 0 | 3 | 1 | 76 | 0 | 0 | 0 | 0 | 2 |
| MISTRIALS..... | 100 | 0 | 0 | 0 | 0 | 0 | 0 | 0 | 0 | 1 | 0 | 27 |
| OTHER..... | 110 | 0 | 0 | 0 | 0 | 1 | 0 | 0 | 0 | 0 | 0 | 0 |
| SUBTOTAL..... | 120 | 0 | 0 | 6 | 3 | 2 | 106 | 3 | 9 | 2 | 0 | 2 |
| TOTAL ACTIVE CASELOAD (LINE 60 + 120)..... | 130 | 0 | 0 | 75 | 12 | 12 | 303 | 9 | 66 | 6 | 1 | 30 |
| JUDICIAL DISPOSITIONS..... | | | | | | | | | | | | |
| GUILTY PLEAS..... | 140 | 0 | 0 | 38 | 0 | 0 | 0 | 0 | 0 | 0 | 0 | 0 |
| TRIALS WITHOUT JURY..... | 150 | 0 | 0 | 0 | 0 | 0 | 0 | 0 | 0 | 0 | 0 | 38 |
| TRIALS BY JURY..... | 160 | 0 | 0 | 0 | 0 | 0 | 0 | 0 | 0 | 0 | 0 | 0 |
| DISMISSALS..... | 170 | 0 | 0 | 7 | 2 | 3 | 46 | 0 | 2 | 1 | 1 | 32 |
| REMANDS TO LOWER COURTS..... | 180 | 0 | 0 | 1 | 0 | 0 | 0 | 0 | 0 | 0 | 0 | 94 |
| NO PROGRESS..... | 190 | 0 | 0 | 0 | 0 | 0 | 0 | 0 | 0 | 0 | 0 | 4 |
| BENCH WARRANTS..... | 200 | 0 | 0 | 0 | 0 | 0 | 0 | 0 | 0 | 0 | 0 | 0 |
| OTHER JUDICIAL DISPOSITIONS..... | 210 | 0 | 0 | 2 | 0 | 0 | 0 | 0 | 0 | 0 | 0 | 2 |
| SUBTOTAL JUDICIAL DISP(ADD 140 THRU 210)..... | 220 | 0 | 0 | 70 | 4 | 6 | 187 | 8 | 60 | 1 | 1 | 29 |
| OTHER DISPOSITIONS..... | | | | | | | | | | | | |
| NON-SERVICE..... | 230 | 0 | 0 | 0 | 2 | 2 | 74 | 0 | 0 | 1 | 0 | 64 |
| TOTAL DISPOSITIONS (LINE 220 + 230)..... | 240 | 0 | 0 | 70 | 6 | 8 | 261 | 8 | 60 | 2 | 1 | 24 |
| PENDING CASES AT END OF YEAR..... | | | | | | | | | | | | |
| INACTIVE BENCH WARRANTS (LINE 10-90+200)..... | 250 | 0 | 0 | 0 | 0 | 0 | 0 | 0 | 0 | 0 | 0 | 0 |
| INACTIVE NON-SERVICE (LINE 20 - 95 +230)..... | 260 | 0 | 0 | 0 | 0 | 2 | 19 | 0 | 0 | 0 | 0 | 20 |
| ACTIVE PENDING (LINE 130 - 240)..... | 270 | 0 | 0 | 5 | 6 | 4 | 42 | 1 | 6 | 4 | 0 | 41 |
| TOTAL CASES PENDING END YEAR(250+260+270)..... | 280 | 0 | 0 | 5 | 6 | 6 | 61 | 1 | 6 | 4 | 0 | 70 |
| CIVIL CASES PENDING OVER TWO YEARS..... | 290 | 0 | 0 | 0 | 0 | 1 | 0 | 0 | 0 | 2 | 0 | 22 |
| | | | | | | | | | | | | 3 |

REPORT OF CIRCUIT CASELOAD

REGION 5

CIRCUIT #33

EMMET COUNTY

| ***** | | | | | | | | | | | | |
|--|---------|-------|---------------|------------------|-------|-------|-------|-------|-------|-------|-------|-----|
| | APPEALS | | PERSONAL INJ. | FAMILY RELATIONS | | | | | | | | |
| L | FY | | | | NP | CL | ALL | | | | | T |
| I N | AR | CRIM | ND/NI | DO/DM | DP | DU/DS | PROD | LABOR | | | | T |
| N O | CRIM | AV | INAL | AUTO | NO | DIV | PATER | URES | UCTS | RELA | OTHER | A |
| E | INAL | CIVIL | | NEG. | OTHER | ORCE | NITY | SUP. | LIAB. | TIONS | | L |
| ***** | | | | | | | | | | | | |
| PENDING CASES AT BEGINNING OF THE YEAR..... | | | | | | | | | | | | |
| INACTIVE BENCH WARRANTS..... | 10 | 0 | 0 | 2 | 0 | 0 | 0 | 0 | 0 | 0 | 0 | 2 |
| INACTIVE NON-SERVICE..... | 20 | 0 | 0 | 0 | 1 | 1 | 13 | 10 | 9 | 0 | 0 | 39 |
| SUBTOTAL (LINE 10 + 20)..... | 30 | 0 | 0 | 2 | 1 | 1 | 13 | 10 | 9 | 0 | 0 | 41 |
| ACTIVE PENDING..... | 40 | 0 | 3 | 8 | 11 | 3 | 41 | 1 | 5 | 2 | 0 | 99 |
| NEW CASES FILED THIS YEAR..... | 50 | 0 | 5 | 65 | 10 | 5 | 166 | 14 | 50 | 2 | 0 | 399 |
| SUBTOTAL ACTIVE CASELOAD (LINE 40 + 50)..... | 60 | 0 | 8 | 73 | 21 | 8 | 207 | 15 | 55 | 4 | 0 | 498 |
| RE-OPENED CASES..... | | | | | | | | | | | | |
| REMANDS FROM HIGHER COURTS..... | 70 | 0 | 0 | 0 | 0 | 0 | 0 | 0 | 0 | 0 | 0 | 0 |
| PROBATION VIOLATIONS..... | 75 | 0 | 0 | 4 | 0 | 0 | 0 | 0 | 0 | 0 | 0 | 4 |
| POST JUDGEMENT PROCEEDINGS..... | 80 | 0 | 0 | 0 | 0 | 0 | 0 | 0 | 40 | 0 | 0 | 41 |
| APPEARANCE AFTER BENCH WARRANT ISSUED..... | 90 | 0 | 0 | 2 | 0 | 0 | 0 | 0 | 0 | 0 | 0 | 2 |
| SERVICE MADE/ARRAIGNMENT..... | 95 | 0 | 0 | 2 | 3 | 3 | 40 | 12 | 21 | 1 | 0 | 98 |
| MISTRIALS..... | 100 | 0 | 0 | 0 | 0 | 0 | 0 | 0 | 0 | 0 | 0 | 0 |
| OTHER..... | 110 | 0 | 0 | 0 | 0 | 0 | 0 | 0 | 0 | 0 | 0 | 0 |
| SUBTOTAL..... | 120 | 0 | 0 | 8 | 3 | 3 | 40 | 12 | 61 | 1 | 0 | 145 |
| TOTAL ACTIVE CASELOAD (LINE 60 + 120)..... | 130 | 0 | 8 | 81 | 24 | 11 | 247 | 27 | 116 | 5 | 0 | 643 |
| JUDICIAL DISPOSITIONS..... | | | | | | | | | | | | |
| GUILTY PLEAS..... | 140 | 0 | 0 | 46 | 0 | 0 | 0 | 0 | 0 | 0 | 0 | 46 |
| TRIALS WITHOUT JURY..... | 150 | 0 | 0 | 0 | 0 | 0 | 1 | 0 | 0 | 0 | 0 | 4 |
| TRIALS BY JURY..... | 160 | 0 | 0 | 0 | 0 | 0 | 0 | 0 | 0 | 0 | 0 | 1 |
| DISMISSALS..... | 170 | 0 | 3 | 8 | 13 | 5 | 37 | 15 | 47 | 1 | 0 | 163 |
| REMANDS TO LOWER COURTS..... | 180 | 0 | 0 | 0 | 0 | 0 | 0 | 0 | 0 | 1 | 0 | 4 |
| NO PROGRESS..... | 190 | 0 | 0 | 0 | 0 | 0 | 0 | 0 | 0 | 0 | 0 | 0 |
| BENCH WARRANTS..... | 200 | 0 | 0 | 1 | 0 | 0 | 0 | 0 | 0 | 0 | 0 | 1 |
| OTHER JUDICIAL DISPOSITIONS..... | 210 | 0 | 5 | 17 | 4 | 0 | 119 | 4 | 41 | 0 | 0 | 232 |
| SUBTOTAL JUDICIAL DISP(ADD 140 THRU 210)..... | 220 | 0 | 8 | 72 | 17 | 5 | 157 | 19 | 88 | 2 | 0 | 451 |
| OTHER DISPOSITIONS..... | | | | | | | | | | | | |
| NON-SERVICE..... | 230 | 0 | 0 | 2 | 2 | 3 | 61 | 4 | 23 | 1 | 0 | 112 |
| TOTAL DISPOSITIONS (LINE 220 + 230)..... | 240 | 0 | 8 | 74 | 19 | 8 | 218 | 23 | 111 | 3 | 0 | 563 |
| PENDING CASES AT END OF YEAR..... | | | | | | | | | | | | |
| INACTIVE BENCH WARRANTS (LINE 10-90+200)..... | 250 | 0 | 0 | 1 | 0 | 0 | 0 | 0 | 0 | 0 | 0 | 1 |
| INACTIVE NON-SERVICE (LINE 20 - 95 +230)..... | 260 | 0 | 0 | 0 | 0 | 1 | 34 | 2 | 11 | 0 | 0 | 53 |
| ACTIVE PENDING (LINE 130 - 240)..... | 270 | 0 | 0 | 7 | 5 | 3 | 29 | 4 | 5 | 2 | 0 | 80 |
| TOTAL CASES PENDING END YEAR(250+260+270)..... | 280 | 0 | 0 | 8 | 5 | 4 | 63 | 6 | 16 | 2 | 0 | 134 |
| CIVIL CASES PENDING OVER TWO YEARS..... | 290 | 0 | 0 | 0 | 0 | 0 | 0 | 0 | 1 | 0 | 0 | 3 |

REPORT OF CIRCUIT CASELOAD

REGION 5

CIRCUIT #33

COURT SUMMARY

| ***** | | | | | | | | | | | | |
|--|--------|--------|--------|--------|-------|--------|---------|--------|--------|-------|--------|------|
| * APPEALS * *PERSONAL INJ.* FAMILY RELATIONS * | | | | | | | | | | | | |
| L | ***** | FY | ***** | ***** | ***** | ***** | ***** | ***** | ***** | ***** | ***** | T |
| I N* | AR * | CRIM- | ND/NI* | DO/DM* | DP | DU/DS* | NP | PROD- | LABOR* | CL | ALL | O |
| N O* | CRIM- | AV * | INAL * | AUTO * | NO | DIV- | *PATER- | *URES* | UCTS * | RELA- | OTHER* | A |
| E * | INAL * | CIVIL* | NEG. | OTHER* | ORCE | NITY | SUP. | LIAB. | TIONS* | | | L |
| ***** | | | | | | | | | | | | |
| PENDING CASES AT BEGINNING OF THE YEAR..... | | | | | | | | | | | | |
| INACTIVE BENCH WARRANTS..... | 10 | 0 | 0 | 2 | 0 | 0 | 0 | 0 | 0 | 0 | 0 | 2 |
| INACTIVE NON-SERVICE..... | 20 | 0 | 0 | 0 | 2 | 2 | 34 | 10 | 9 | 0 | 0 | 28 |
| SUBTOTAL (LINE 10 + 20)..... | 30 | 0 | 0 | 2 | 2 | 2 | 34 | 10 | 9 | 0 | 0 | 85 |
| ACTIVE PENDING..... | 40 | 0 | 3 | 12 | 14 | 8 | 88 | 1 | 5 | 3 | 0 | 87 |
| NEW CASES FILED THIS YEAR..... | 50 | 0 | 5 | 130 | 16 | 10 | 316 | 20 | 107 | 5 | 1 | 160 |
| SUBTOTAL ACTIVE CASELOAD (LINE 40 + 50)..... | 60 | 0 | 8 | 142 | 30 | 18 | 404 | 21 | 112 | 8 | 1 | 751 |
| RE-OPENED CASES..... | | | | | | | | | | | | |
| REMANDS FROM HIGHER COURTS..... | 70 | 0 | 0 | 0 | 0 | 0 | 0 | 0 | 0 | 0 | 0 | 0 |
| PROBATION VIOLATIONS..... | 75 | 0 | 0 | 6 | 0 | 0 | 0 | 0 | 0 | 0 | 0 | 6 |
| POST JUDGEMENT PROCEEDINGS..... | 80 | 0 | 0 | 2 | 0 | 0 | 30 | 3 | 49 | 0 | 0 | 86 |
| APPEARANCE AFTER BENCH WARRANT ISSUED..... | 90 | 0 | 0 | 4 | 0 | 0 | 0 | 0 | 0 | 0 | 0 | 4 |
| SERVICE MADE/ARRAIGNMENT..... | 95 | 0 | 0 | 2 | 6 | 4 | 116 | 12 | 21 | 2 | 0 | 206 |
| MISTRIALS..... | 100 | 0 | 0 | 0 | 0 | 0 | 0 | 0 | 0 | 0 | 0 | 0 |
| OTHER..... | 110 | 0 | 0 | 0 | 0 | 1 | 0 | 0 | 0 | 1 | 0 | 4 |
| SUBTOTAL..... | 120 | 0 | 0 | 14 | 6 | 5 | 146 | 15 | 70 | 3 | 0 | 306 |
| TOTAL ACTIVE CASELOAD (LINE 60 + 120)..... | 130 | 0 | 8 | 156 | 36 | 23 | 550 | 36 | 182 | 11 | 1 | 1217 |
| JUDICIAL DISPOSITIONS..... | | | | | | | | | | | | |
| GUILTY PLEAS..... | 140 | 0 | 0 | 84 | 0 | 0 | 0 | 0 | 0 | 0 | 0 | 84 |
| TRIALS WITHOUT JURY..... | 150 | 0 | 0 | 0 | 0 | 0 | 1 | 0 | 0 | 0 | 0 | 4 |
| TRIALS BY JURY..... | 160 | 0 | 0 | 0 | 0 | 0 | 0 | 0 | 0 | 0 | 0 | 1 |
| DISMISSALS..... | 170 | 0 | 3 | 15 | 15 | 8 | 83 | 15 | 49 | 2 | 1 | 257 |
| REMANDS TO LOWER COURTS..... | 180 | 0 | 0 | 1 | 0 | 0 | 0 | 0 | 0 | 1 | 0 | 8 |
| NO PROGRESS..... | 190 | 0 | 0 | 0 | 0 | 0 | 0 | 0 | 0 | 0 | 0 | 0 |
| BENCH WARRANTS..... | 200 | 0 | 0 | 3 | 0 | 0 | 0 | 0 | 0 | 0 | 0 | 3 |
| OTHER JUDICIAL DISPOSITIONS..... | 210 | 0 | 5 | 39 | 6 | 3 | 260 | 12 | 99 | 0 | 0 | 495 |
| SUBTOTAL JUDICIAL DISP(ADD 140 THRU 210)..... | 220 | 0 | 8 | 142 | 21 | 11 | 344 | 27 | 148 | 3 | 1 | 852 |
| OTHER DISPOSITIONS..... | | | | | | | | | | | | |
| NON-SERVICE..... | 230 | 0 | 0 | 2 | 4 | 5 | 135 | 4 | 23 | 2 | 0 | 215 |
| TOTAL DISPOSITIONS (LINE 220 + 230)..... | 240 | 0 | 8 | 144 | 25 | 16 | 479 | 31 | 171 | 5 | 1 | 1067 |
| PENDING CASES AT END OF YEAR..... | | | | | | | | | | | | |
| INACTIVE BENCH WARRANTS (LINE 10-90+200)..... | 250 | 0 | 0 | 1 | 0 | 0 | 0 | 0 | 0 | 0 | 0 | 1 |
| INACTIVE NON-SERVICE (LINE 20 - 95 +230)..... | 260 | 0 | 0 | 0 | 0 | 3 | 53 | 2 | 11 | 0 | 0 | 94 |
| ACTIVE PENDING (LINE 130 - 240)..... | 270 | 0 | 0 | 12 | 11 | 7 | 71 | 5 | 11 | 6 | 0 | 150 |
| TOTAL CASES PENDING END YEAR(250+260+270)..... | 280 | 0 | 0 | 13 | 11 | 10 | 124 | 7 | 22 | 6 | 0 | 245 |
| CIVIL CASES PENDING OVER TWO YEARS..... | 290 | 0 | 0 | 0 | 0 | 1 | 0 | 0 | 1 | 2 | 0 | 6 |

REPORT OF CIRCUIT CASELOAD

REGION 5

CIRCUIT #41

DICKINSON COUNTY

| ***** | | | | | | | | | | | | |
|--|----------|----------|---------------|---------------|---------------|---------|--------|--------|-------|-------|-------|-----|
| * APPEALS * *PERSONAL INJ.* FAMILY RELATIONS * | | | | | | | | | | | | |
| L | ***** | FY | ***** | ***** | ***** | ***** | ***** | ***** | ***** | ***** | ***** | T |
| I N* AR * | * CRIM-* | ND/NI* | * DO/DM* DP * | DU/DS* | PROD-* LABOR* | * ALL * | 0 | | | | | 0 |
| N O* CRIM-* | AV * | INAL * | AUTO * NO * | DIV- *PATER-* | URES*/ | UCTS * | RELA-* | OTHER* | A | | | L |
| E * INAL * | CIVIL* | * NEG. * | OTHER* | ORCE * | NITY * | SUP. * | LIAB.* | TIONS* | | | | |
| ***** | | | | | | | | | | | | |
| PENDING CASES AT BEGINNING OF THE YEAR..... | | | | | | | | | | | | |
| INACTIVE BENCH WARRANTS..... | 10 | 0 | 0 | 0 | 0 | 0 | 1 | 0 | 0 | 0 | 0 | 1 |
| INACTIVE NON-SERVICE..... | 20 | 0 | 0 | 0 | 7 | 1 | 59 | 4 | 15 | 0 | 1 | 98 |
| SUBTOTAL (LINE 10 + 20)..... | 30 | 0 | 0 | 0 | 7 | 1 | 59 | 5 | 15 | 0 | 1 | 99 |
| ACTIVE PENDING..... | 40 | 0 | 0 | 15 | 27 | 3 | 74 | 4 | 55 | 4 | 1 | 313 |
| NEW CASES FILED THIS YEAR..... | 50 | 0 | 1 | 46 | 13 | 8 | 118 | 8 | 71 | 2 | 1 | 48 |
| SUBTOTAL ACTIVE CASELOAD (LINE 40 + 50)..... | 60 | 0 | 1 | 61 | 40 | 11 | 192 | 12 | 126 | 6 | 2 | 629 |
| RE-OPENED CASES..... | | | | | | | | | | | | |
| REMANDS FROM HIGHER COURTS..... | 70 | 0 | 0 | 0 | 0 | 0 | 0 | 0 | 0 | 0 | 0 | 0 |
| PROBATION VIOLATIONS..... | 75 | 0 | 0 | 1 | 0 | 0 | 0 | 0 | 0 | 0 | 0 | 1 |
| POST JUDGEMENT PROCEEDINGS..... | 80 | 0 | 0 | 0 | 0 | 0 | 45 | 2 | 14 | 0 | 0 | 61 |
| APPEARANCE AFTER BENCH WARRANT ISSUED..... | 90 | 0 | 0 | 0 | 0 | 0 | 0 | 0 | 0 | 0 | 0 | 0 |
| SERVICE MADE/ARRAIGNMENT..... | 95 | 0 | 0 | 0 | 8 | 2 | 72 | 4 | 16 | 0 | 1 | 117 |
| MISTRIALS..... | 100 | 0 | 0 | 1 | 0 | 0 | 0 | 0 | 0 | 0 | 1 | 2 |
| OTHER..... | 110 | 0 | 0 | 0 | 0 | 10 | 44 | 0 | 3 | 0 | 0 | 57 |
| SUBTOTAL..... | 120 | 0 | 0 | 2 | 8 | 12 | 161 | 6 | 33 | 0 | 2 | 238 |
| TOTAL ACTIVE CASELOAD (LINE 60 + 120)..... | 130 | 0 | 1 | 63 | 48 | 23 | 353 | 18 | 159 | 6 | 4 | 867 |
| JUDICIAL DISPOSITIONS..... | | | | | | | | | | | | |
| GUILTY PLEAS..... | 140 | 0 | 0 | 25 | 0 | 0 | 0 | 0 | 0 | 0 | 0 | 25 |
| TRIALS WITHOUT JURY..... | 150 | 0 | 0 | 1 | 0 | 0 | 1 | 0 | 0 | 0 | 0 | 4 |
| TRIALS BY JURY..... | 160 | 0 | 0 | 3 | 0 | 0 | 0 | 0 | 0 | 0 | 0 | 3 |
| DISMISSALS..... | 170 | 0 | 0 | 20 | 23 | 2 | 152 | 11 | 132 | 3 | 2 | 482 |
| REMANDS TO LOWER COURTS..... | 180 | 0 | 0 | 1 | 0 | 0 | 0 | 0 | 0 | 0 | 0 | 2 |
| NO PROGRESS..... | 190 | 0 | 0 | 0 | 2 | 0 | 11 | 3 | 5 | 0 | 0 | 23 |
| BENCH WARRANTS..... | 200 | 0 | 0 | 0 | 0 | 0 | 0 | 0 | 0 | 0 | 0 | 0 |
| OTHER JUDICIAL DISPOSITIONS..... | 210 | 0 | 0 | 4 | 2 | 3 | 81 | 2 | 17 | 0 | 1 | 130 |
| SUBTOTAL JUDICIAL DISP(ADD 140 THRU 210)..... | 220 | 0 | 0 | 54 | 27 | 5 | 245 | 16 | 154 | 3 | 3 | 669 |
| OTHER DISPOSITIONS..... | | | | | | | | | | | | |
| NON-SERVICE..... | 230 | 0 | 0 | 0 | 3 | 2 | 45 | 0 | 5 | 0 | 0 | 61 |
| TOTAL DISPOSITIONS (LINE 220 + 230)..... | 240 | 0 | 0 | 54 | 30 | 7 | 290 | 16 | 159 | 3 | 3 | 730 |
| PENDING CASES AT END OF YEAR..... | | | | | | | | | | | | |
| INACTIVE BENCH WARRANTS (LINE 10-90+200)..... | 250 | 0 | 0 | 0 | 0 | 0 | 0 | 1 | 0 | 0 | 0 | 1 |
| INACTIVE NON-SERVICE (LINE 20 - 95 +230)..... | 260 | 0 | 0 | 0 | 2 | 1 | 32 | 0 | 4 | 0 | 0 | 42 |
| ACTIVE PENDING (LINE 130 - 240)..... | 270 | 0 | 1 | 9 | 18 | 16 | 63 | 2 | 0 | 3 | 1 | 137 |
| TOTAL CASES PENDING END YEAR(250+260+270)..... | 280 | 0 | 1 | 9 | 20 | 17 | 95 | 3 | 4 | 3 | 1 | 180 |
| CIVIL CASES PENDING OVER TWO YEARS..... | 290 | 0 | 0 | 0 | 2 | 4 | 0 | 0 | 0 | 1 | 0 | 8 |

REPORT OF CIRCUIT CASELOAD

REGION 5

CIRCUIT #41

IRON COUNTY

| ***** | | | | | | | | | | | | |
|--|--------|--------|-----------------|--------|--------------------|--------|----------|--------|--------|---------|--------|-----|
| * APPEALS * | | | *PERSONAL INJ.* | | FAMILY RELATIONS * | | | ***** | | | | |
| L | ***** | FY | ***** | ***** | ***** | ***** | ***** | ***** | ***** | ***** | ***** | T |
| I N* | AR * | CRIM-- | ND/NI* | DO/DM* | DP * | DU/DS* | PROD--* | LABOR* | CL * | ALL * | ***** | O |
| N O* | CRIM-- | AV * | INAL * | AUTO * | NO * | DIV--* | PATER--* | URES*/ | UCTS * | RELA--* | OTHER* | A |
| E * | INAL * | CIVIL* | ***** | ***** | ***** | ***** | ***** | ***** | ***** | ***** | ***** | L |
| ***** | | | | | | | | | | | | |
| PENDING CASES AT BEGINNING OF THE YEAR..... | | | | | | | | | | | | |
| INACTIVE BENCH WARRANTS..... | 10 | 0 | 0 | 0 | 0 | 0 | 0 | 0 | 0 | 0 | 0 | 0 |
| INACTIVE NON-SERVICE..... | 20 | 0 | 0 | 0 | 0 | 1 | 4 | 0 | 0 | 0 | 2 | 7 |
| SUBTOTAL (LINE 10 + 20)..... | 30 | 0 | 0 | 0 | 1 | 4 | 0 | 0 | 0 | 0 | 2 | 7 |
| ACTIVE PENDING..... | 40 | 0 | 1 | 1 | 18 | 14 | 54 | 6 | 23 | 0 | 30 | 147 |
| NEW CASES FILED THIS YEAR..... | 50 | 0 | 1 | 22 | 9 | 3 | 58 | 1 | 40 | 1 | 0 | 186 |
| SUBTOTAL ACTIVE CASELOAD (LINE 40 + 50)..... | 60 | 0 | 2 | 23 | 27 | 17 | 112 | 7 | 63 | 1 | 0 | 333 |
| RE-OPENED CASES..... | | | | | | | | | | | | |
| REMANDS FROM HIGHER COURTS..... | 70 | 0 | 0 | 0 | 0 | 0 | 0 | 0 | 0 | 0 | 0 | 0 |
| PROBATION VIOLATIONS..... | 75 | 0 | 0 | 0 | 0 | 0 | 0 | 0 | 0 | 0 | 0 | 0 |
| POST JUDGEMENT PROCEEDINGS..... | 80 | 0 | 0 | 0 | 0 | 0 | 33 | 1 | 12 | 0 | 0 | 48 |
| APPEARANCE AFTER BENCH WARRANT ISSUED..... | 90 | 0 | 0 | 0 | 0 | 0 | 0 | 0 | 0 | 0 | 0 | 0 |
| SERVICE MADE/ARRAIGNMENT..... | 95 | 0 | 0 | 0 | 1 | 1 | 7 | 0 | 1 | 0 | 0 | 14 |
| MISTRIALS..... | 100 | 0 | 0 | 0 | 0 | 0 | 0 | 0 | 0 | 0 | 0 | 0 |
| OTHER..... | 110 | 0 | 0 | 0 | 0 | 0 | 0 | 0 | 0 | 0 | 0 | 0 |
| SUBTOTAL..... | 120 | 0 | 0 | 0 | 1 | 1 | 40 | 1 | 13 | 0 | 0 | 62 |
| TOTAL ACTIVE CASELOAD (LINE 60 + 120)..... | 130 | 0 | 2 | 23 | 28 | 18 | 152 | 8 | 76 | 1 | 0 | 395 |
| JUDICIAL DISPOSITIONS..... | | | | | | | | | | | | |
| GUILTY PLEAS..... | 140 | 0 | 0 | 5 | 0 | 0 | 0 | 0 | 0 | 0 | 0 | 5 |
| TRIALS WITHOUT JURY..... | 150 | 0 | 0 | 1 | 0 | 0 | 1 | 1 | 0 | 0 | 0 | 5 |
| TRIALS BY JURY..... | 160 | 0 | 0 | 1 | 1 | 2 | 0 | 0 | 0 | 0 | 1 | 5 |
| DISMISSALS..... | 170 | 0 | 0 | 4 | 8 | 2 | 9 | 2 | 6 | 0 | 15 | 46 |
| REMANDS TO LOWER COURTS..... | 180 | 0 | 0 | 6 | 0 | 0 | 0 | 0 | 0 | 0 | 1 | 7 |
| NO PROGRESS..... | 190 | 0 | 0 | 0 | 0 | 0 | 7 | 1 | 0 | 0 | 0 | 8 |
| BENCH WARRANTS..... | 200 | 0 | 0 | 0 | 0 | 0 | 0 | 0 | 0 | 0 | 0 | 0 |
| OTHER JUDICIAL DISPOSITIONS..... | 210 | 0 | 0 | 0 | 0 | 0 | 76 | 2 | 46 | 0 | 18 | 142 |
| SUBTOTAL JUDICIAL DISP(ADD 140 THRU 210)..... | 220 | 0 | 0 | 17 | 9 | 4 | 93 | 6 | 52 | 0 | 0 | 218 |
| OTHER DISPOSITIONS..... | | | | | | | | | | | | |
| NON-SERVICE..... | 230 | 0 | 0 | 0 | 2 | 4 | 12 | 1 | 2 | 0 | 0 | 24 |
| TOTAL DISPOSITIONS (LINE 220 + 230)..... | 240 | 0 | 0 | 17 | 11 | 8 | 105 | 7 | 54 | 0 | 0 | 242 |
| PENDING CASES AT END OF YEAR..... | | | | | | | | | | | | |
| INACTIVE BENCH WARRANTS (LINE 10-90+200)..... | 250 | 0 | 0 | 0 | 0 | 0 | 0 | 0 | 0 | 0 | 0 | 0 |
| INACTIVE NON-SERVICE (LINE 20 - 95 +230)..... | 260 | 0 | 0 | 0 | 1 | 4 | 9 | 1 | 1 | 0 | 1 | 17 |
| ACTIVE PENDING (LINE 130 - 240)..... | 270 | 0 | 2 | 6 | 17 | 10 | 47 | 1 | 22 | 1 | 0 | 153 |
| TOTAL CASES PENDING END YEAR(250+260+270)..... | 280 | 0 | 2 | 6 | 18 | 14 | 56 | 2 | 23 | 1 | 0 | 170 |
| CIVIL CASES PENDING OVER TWO YEARS..... | 290 | 0 | 0 | 0 | 1 | 1 | 0 | 0 | 0 | 0 | 4 | 6 |

REPORT OF CIRCUIT CASELOAD

REGION 5

CIRCUIT #41

MENOMINEE COUNTY

| ***** | | | | | | | | | | | | | |
|---|-------------|-------------------|----------------------|--------|--------|---------|---------|--------|--------|--------|-------|-------|-----|
| | * APPEALS * | * PERSONAL INJ. * | * FAMILY RELATIONS * | | | | | | | | | | |
| L ***** | FY ***** | ***** | ***** | ***** | ***** | ***** | ***** | ***** | ***** | ***** | ***** | ***** | T |
| I N* AR * | CRIM-* | ND/NI* | DO/DM* | NP * | DU/DS* | PROD-* | LABOR* | | | | | | T |
| N U* CRIM-* | AV * | INAL * | AUTO * | NO * | DIV-* | PATER-* | URES* | UCTS * | RELA-* | OTHER* | | | A |
| E * INAL * | CIVIL* | * NEG. * | OTHER* | ORCE * | NTTY.* | SUP. * | LIAB. * | TIONS* | | | | | L |
| ***** | | | | | | | | | | | | | |
| PENDING CASES AT BEGINNING OF THE YEAR..... | | | | | | | | | | | | | |
| INACTIVE BENCH WARRANTS..... | 10 | 0 | 0 | 0 | 0 | 0 | 0 | 0 | 0 | 0 | 0 | 0 | 0 |
| INACTIVE NON-SERVICE..... | 20 | 0 | 0 | 0 | 0 | 0 | 0 | 0 | 0 | 0 | 0 | 0 | 0 |
| SUBTOTAL (LINE 10 + 20)..... | 30 | 0 | 0 | 0 | 0 | 0 | 0 | 0 | 0 | 0 | 0 | 0 | 0 |
| ACTIVE PENDING..... | 40 | 1 | 2 | 13 | 14 | 9 | 85 | 11 | 15 | 1 | 0 | 50 | 201 |
| NEW CASES FILED THIS YEAR..... | 50 | 0 | 0 | 41 | 7 | 3 | 108 | 11 | 74 | 0 | 0 | 40 | 284 |
| SUBTOTAL ACTIVE CASELOAD (LINE 40 + 50)... | 60 | 1 | 2 | 54 | 21 | 12 | 193 | 22 | 89 | 1 | 0 | 90 | 485 |
| RE-OPENED CASES..... | | | | | | | | | | | | | |
| REMANDS FROM HIGHER COURTS..... | 70 | 0 | 0 | 0 | 0 | 0 | 0 | 0 | 0 | 0 | 0 | 0 | 0 |
| PROBATION VIOLATIONS..... | 75 | 0 | 0 | 0 | 0 | 0 | 0 | 0 | 0 | 0 | 0 | 0 | 0 |
| POST JUDGEMENT PROCEEDINGS..... | 80 | 0 | 0 | 4 | 0 | 0 | 46 | 4 | 10 | 0 | 0 | 4 | 68 |
| APPEARANCE AFTER BENCH WARRANT ISSUED.... | 90 | 0 | 0 | 0 | 0 | 0 | 0 | 0 | 0 | 0 | 0 | 0 | 0 |
| SERVICE MADE/ARRAIGNMENT..... | 95 | 0 | 0 | 0 | 0 | 0 | 0 | 0 | 0 | 0 | 0 | 0 | 0 |
| MISTRIALS..... | 100 | 0 | 0 | 0 | 0 | 0 | 0 | 0 | 0 | 0 | 0 | 0 | 0 |
| OTHER..... | 110 | 0 | 0 | 0 | 0 | 0 | 0 | 0 | 0 | 0 | 0 | 0 | 0 |
| SUBTOTAL..... | 120 | 0 | 0 | 4 | 0 | 0 | 46 | 4 | 10 | 0 | 0 | 4 | 68 |
| TOTAL ACTIVE CASELOAD (LINE 60 + 120)..... | 130 | 1 | 2 | 58 | 21 | 12 | 239 | 26 | 99 | 1 | 0 | 94 | 553 |
| JUDICIAL DISPOSITIONS..... | | | | | | | | | | | | | |
| GUILTY PLEAS..... | 140 | 0 | 0 | 29 | 0 | 0 | 0 | 0 | 0 | 0 | 0 | 0 | 29 |
| TRIALS WITHOUT JURY..... | 150 | 0 | 0 | 0 | 2 | 0 | 13 | 0 | 0 | 0 | 0 | 1 | 16 |
| TRIALS BY JURY..... | 160 | 0 | 0 | 1 | 1 | 4 | 0 | 1 | 0 | 0 | 0 | 3 | 10 |
| DISMISSALS..... | 170 | 0 | 0 | 6 | 6 | 2 | 29 | 8 | 14 | 0 | 0 | 24 | 89 |
| REMANDS TO LOWER COURTS..... | 180 | 0 | 0 | 1 | 0 | 0 | 0 | 0 | 0 | 0 | 0 | 0 | 1 |
| NO PROGRESS..... | 190 | 0 | 0 | 0 | 0 | 0 | 5 | 0 | 2 | 0 | 0 | 1 | 8 |
| BENCH WARRANTS..... | 200 | 0 | 0 | 0 | 0 | 0 | 0 | 0 | 0 | 0 | 0 | 0 | 0 |
| OTHER JUDICIAL DISPOSITIONS..... | 210 | 0 | 1 | 3 | 2 | 2 | 104 | 8 | 62 | 0 | 0 | 18 | 200 |
| SUBTOTAL JUDICIAL DISP(ADD 140 THRU 210)... | 220 | 0 | 1 | 40 | 11 | 8 | 151 | 17 | 78 | 0 | 0 | 47 | 353 |
| OTHER DISPOSITIONS..... | | | | | | | | | | | | | |
| NON-SERVICE..... | 230 | 0 | 0 | 0 | 0 | 0 | 0 | 0 | 0 | 0 | 0 | 0 | 0 |
| TOTAL DISPOSITIONS (LINE 220 + 230)..... | 240 | 0 | 1 | 40 | 11 | 8 | 151 | 17 | 78 | 0 | 0 | 47 | 353 |
| PENDING CASES AT END OF YEAR..... | | | | | | | | | | | | | |
| INACTIVE BENCH WARRANTS (LINE 10-90+200)... | 250 | 0 | 0 | 0 | 0 | 0 | 0 | 0 | 0 | 0 | 0 | 0 | 0 |
| INACTIVE NON-SERVICE (LINE 20 - 95 +230)... | 260 | 0 | 0 | 0 | 0 | 0 | 0 | 0 | 0 | 0 | 0 | 0 | 0 |
| ACTIVE PENDING (LINE 130 - 240)..... | 270 | 1 | 1 | 18 | 10 | 4 | 88 | 9 | 21 | 1 | 0 | 47 | 200 |
| TOTAL CASES PENDING END YEAR(250+260+270).... | 280 | 1 | 1 | 18 | 10 | 4 | 88 | 9 | 21 | 1 | 0 | 47 | 200 |
| CIVIL CASES PENDING OVER TWO YEARS..... | 290 | 0 | 0 | 0 | 0 | 1 | 0 | 0 | 0 | 0 | 0 | 3 | 4 |

REPORT OF CIRCUIT CASELOAD

REGION 5

CIRCUIT #41

COURT SUMMARY

| ***** | | | | | | | | | | | | |
|--|-----|---|---|-----|----|----|-----|----|-----|---|---|-----|
| * APPEALS * *PERSONAL INJ.* FAMILY RELATIONS * * * * * | | | | | | | | | | | | |
| L ***** FY ***** NP * CL * ALL * T | | | | | | | | | | | | |
| I N * AR * * CRIM-* ND/NI* * DO/DM* DP * DU/DS* PROD-* LABOR* * T | | | | | | | | | | | | |
| N O * CRIM-* AV * INAL * AUTO * NO * DIV- *PATER-*URESA/* UCTS * RELA-* OTHER* A | | | | | | | | | | | | |
| E * INAL * CIVIL* * NEG. * OTHER* ORCE * NITY * SUP. * LIAB.* TIONS* * L | | | | | | | | | | | | |
| ***** | | | | | | | | | | | | |
| PENDING CASES AT BEGINNING OF THE YEAR..... | | | | | | | | | | | | |
| INACTIVE BENCH WARRANTS..... | 10 | 0 | 0 | 0 | 0 | 0 | 1 | 0 | 0 | 0 | 0 | 1 |
| INACTIVE NON-SERVICE..... | 20 | 0 | 0 | 0 | 7 | 2 | 63 | 4 | 15 | 0 | 1 | 13 |
| SUBTOTAL (LINE 10 + 20)..... | 30 | 0 | 0 | 0 | 7 | 2 | 63 | 5 | 15 | 0 | 1 | 106 |
| ACTIVE PENDING..... | 40 | 1 | 3 | 29 | 59 | 26 | 213 | 21 | 93 | 5 | 1 | 210 |
| NEW CASES FILED THIS YEAR..... | 50 | 0 | 2 | 109 | 29 | 14 | 284 | 20 | 185 | 3 | 1 | 139 |
| SUBTOTAL ACTIVE CASELOAD (LINE 40 + 50)..... | 60 | 1 | 5 | 138 | 88 | 40 | 497 | 41 | 278 | 8 | 2 | 349 |
| RE-OPENED CASES..... | | | | | | | | | | | | |
| REMANDS FROM HIGHER COURTS..... | 70 | 0 | 0 | 0 | 0 | 0 | 0 | 0 | 0 | 0 | 0 | 0 |
| PROBATION VIOLATIONS..... | 75 | 0 | 0 | 1 | 0 | 0 | 0 | 0 | 0 | 0 | 0 | 1 |
| POST JUDGEMENT PROCEEDINGS..... | 80 | 0 | 0 | 4 | 0 | 0 | 124 | 7 | 36 | 0 | 0 | 6 |
| APPEARANCE AFTER BENCH WARRANT ISSUED..... | 90 | 0 | 0 | 0 | 0 | 0 | 0 | 0 | 0 | 0 | 0 | 0 |
| SERVICE MADE/ARRAIGNMENT..... | 95 | 0 | 0 | 0 | 9 | 3 | 79 | 4 | 17 | 0 | 1 | 18 |
| MISTRIALS..... | 100 | 0 | 0 | 1 | 0 | 0 | 0 | 0 | 0 | 0 | 1 | 0 |
| OTHER..... | 110 | 0 | 0 | 0 | 0 | 10 | 44 | 0 | 3 | 0 | 0 | 57 |
| SUBTOTAL..... | 120 | 0 | 0 | 6 | 9 | 13 | 247 | 11 | 56 | 0 | 2 | 24 |
| TOTAL ACTIVE CASELOAD (LINE 60 + 120)..... | 130 | 1 | 5 | 144 | 97 | 53 | 744 | 52 | 334 | 8 | 4 | 373 |
| JUDICIAL DISPOSITIONS..... | | | | | | | | | | | | |
| GUILTY PLEAS..... | 140 | 0 | 0 | 59 | 0 | 0 | 0 | 0 | 0 | 0 | 0 | 59 |
| TRIALS WITHOUT JURY..... | 150 | 0 | 0 | 2 | 2 | 0 | 15 | 1 | 0 | 0 | 0 | 5 |
| TRIALS BY JURY..... | 160 | 0 | 0 | 5 | 2 | 6 | 0 | 1 | 0 | 0 | 0 | 4 |
| DISMISSALS..... | 170 | 0 | 0 | 30 | 37 | 6 | 190 | 21 | 152 | 3 | 2 | 176 |
| REMANDS TO LOWER COURTS..... | 180 | 0 | 0 | 8 | 0 | 0 | 0 | 0 | 0 | 0 | 0 | 2 |
| NO PROGRESS..... | 190 | 0 | 0 | 0 | 2 | 0 | 23 | 4 | 7 | 0 | 0 | 3 |
| BENCH WARRANTS..... | 200 | 0 | 0 | 0 | 0 | 0 | 0 | 0 | 0 | 0 | 0 | 0 |
| OTHER JUDICIAL DISPOSITIONS..... | 210 | 0 | 1 | 7 | 4 | 5 | 261 | 12 | 125 | 0 | 1 | 56 |
| SUBTOTAL JUDICIAL DISP(ADD 140 THRU 210)..... | 220 | 0 | 1 | 111 | 47 | 17 | 489 | 39 | 284 | 3 | 3 | 246 |
| OTHER DISPOSITIONS..... | | | | | | | | | | | | |
| NON-SERVICE..... | 230 | 0 | 0 | 0 | 5 | 6 | 57 | 1 | 7 | 0 | 0 | 9 |
| TOTAL DISPOSITIONS (LINE 220 + 230)..... | 240 | 0 | 1 | 111 | 52 | 23 | 546 | 40 | 291 | 3 | 3 | 255 |
| PENDING CASES AT END OF YEAR..... | | | | | | | | | | | | |
| INACTIVE BENCH WARRANTS (LINE 10-90+200)..... | 250 | 0 | 0 | 0 | 0 | 0 | 0 | 1 | 0 | 0 | 0 | 1 |
| INACTIVE NON-SERVICE (LINE 20 - 95 +230)..... | 260 | 0 | 0 | 0 | 3 | 5 | 41 | 1 | 5 | 0 | 0 | 4 |
| ACTIVE PENDING (LINE 130 - 240)..... | 270 | 1 | 4 | 33 | 45 | 30 | 198 | 12 | 43 | 5 | 1 | 118 |
| TOTAL CASES PENDING END YEAR(250+260+270)..... | 280 | 1 | 4 | 33 | 48 | 35 | 239 | 14 | 48 | 5 | 1 | 122 |
| CIVIL CASES PENDING OVER TWO YEARS..... | 290 | 0 | 0 | 0 | 3 | 6 | 0 | 0 | 0 | 1 | 0 | 8 |

REPORT OF CIRCUIT CASELOAD

REGION 5

CIRCUIT #46

CRAWFORD COUNTY

| ***** | | | | | | | | | | | | | |
|--|-------------|----------|-----------------|----------|----------------------|----------|---------|---------|----------|--------------|----------|-----|-----|
| | * APPEALS * | | *PERSONAL INJ.* | | * FAMILY RELATIONS * | | | | | * CL * ALL * | | * T | |
| L | ***** FY | | ***** | | | | | | | | | | |
| I N* | AR * | * CRIM- | ND/NI* | * DO/DM* | DP | * DU/DS* | NP | * CL | * ALL | * T | | | |
| N O* | CRIM- | AV | * INAL | * AUTO | * NO | * DIV- | *PATER- | *URES/ | UCTS | * REL- | * OTHER* | * A | |
| E | * INAL | * CIVIL* | * NEG. | * OTHER* | ORCE | * NITY | * SUP. | * LIAB. | * TIONS* | * L | | | |
| ***** | | | | | | | | | | | | | |
| PENDING CASES AT BEGINNING OF THE YEAR..... | | | | | | | | | | | | | |
| INACTIVE BENCH WARRANTS..... | 10 | 0 | 0 | 4 | 0 | 0 | 0 | 0 | 0 | 0 | 0 | 0 | 4 |
| INACTIVE NON-SERVICE..... | 20 | 0 | 0 | 0 | 0 | 1 | 19 | 12 | 20 | 0 | 0 | 9 | 61 |
| SUBTOTAL (LINE 10 + 20)..... | 30 | 0 | 0 | 4 | 0 | 1 | 19 | 12 | 20 | 0 | 0 | 9 | 65 |
| ACTIVE PENDING..... | 40 | 2 | 0 | 29 | 10 | 11 | 32 | 10 | 3 | 1 | 4 | 46 | 148 |
| NEW CASES FILED THIS YEAR..... | 50 | 4 | 0 | 51 | 15 | 10 | 80 | 11 | 28 | 1 | 1 | 43 | 244 |
| SUBTOTAL ACTIVE CASELOAD (LINE 40 + 50)..... | 60 | 6 | 0 | 80 | 25 | 21 | 112 | 21 | 31 | 2 | 5 | 89 | 392 |
| RE-OPENED CASES..... | | | | | | | | | | | | | |
| REMANDS FROM HIGHER COURTS..... | 70 | 0 | 1 | 0 | 0 | 0 | 0 | 0 | 0 | 0 | 0 | 0 | 1 |
| PROBATION VIOLATIONS..... | 75 | 0 | 0 | 7 | 0 | 0 | 0 | 0 | 0 | 0 | 0 | 0 | 7 |
| POST JUDGEMENT PROCEEDINGS..... | 80 | 0 | 0 | 0 | 0 | 0 | 4 | 1 | 74 | 0 | 0 | 1 | 80 |
| APPEARANCE AFTER BENCH WARRANT ISSUED..... | 90 | 0 | 0 | 3 | 0 | 0 | 0 | 0 | 0 | 0 | 0 | 0 | 3 |
| SERVICE MADE/ARRAIGNMENT..... | 95 | 0 | 0 | 13 | 3 | 4 | 28 | 15 | 14 | 0 | 0 | 14 | 91 |
| MISTRIALS..... | 100 | 0 | 0 | 0 | 0 | 0 | 0 | 0 | 0 | 0 | 0 | 0 | 0 |
| OTHER..... | 110 | 0 | 0 | 7 | 0 | 0 | 0 | 0 | 0 | 0 | 0 | 0 | 7 |
| SUBTOTAL..... | 120 | 0 | 1 | 30 | 3 | 4 | 32 | 16 | 88 | 0 | 0 | 15 | 189 |
| TOTAL ACTIVE CASELOAD (LINE 60 + 120)..... | 130 | 6 | 1 | 110 | 28 | 25 | 144 | 37 | 119 | 2 | 5 | 104 | 581 |
| JUDICIAL DISPOSITIONS..... | | | | | | | | | | | | | |
| GUILTY PLEAS..... | 140 | 0 | 0 | 43 | 0 | 0 | 0 | 0 | 0 | 0 | 0 | 0 | 43 |
| TRIALS WITHOUT JURY..... | 150 | 0 | 0 | 0 | 0 | 0 | 2 | 0 | 0 | 0 | 0 | 1 | 3 |
| TRIALS BY JURY..... | 160 | 0 | 0 | 2 | 1 | 0 | 0 | 0 | 0 | 0 | 0 | 1 | 4 |
| DISMISSALS..... | 170 | 1 | 0 | 15 | 3 | 1 | 7 | 2 | 0 | 0 | 2 | 7 | 38 |
| REMANDS TO LOWER COURTS..... | 180 | 1 | 1 | 2 | 0 | 1 | 0 | 0 | 0 | 0 | 1 | 5 | 11 |
| NO PROGRESS..... | 190 | 0 | 0 | 0 | 0 | 0 | 2 | 0 | 0 | 0 | 0 | 2 | 4 |
| BENCH WARRANTS..... | 200 | 0 | 0 | 0 | 0 | 0 | 0 | 0 | 0 | 0 | 0 | 0 | 0 |
| OTHER JUDICIAL DISPOSITIONS..... | 210 | 0 | 0 | 0 | 0 | 1 | 54 | 16 | 92 | 0 | 0 | 20 | 183 |
| SUBTOTAL JUDICIAL DISP(ADD 140 THRU 210)..... | 220 | 2 | 1 | 62 | 4 | 3 | 65 | 18 | 92 | 0 | 3 | 36 | 286 |
| OTHER DISPOSITIONS..... | | | | | | | | | | | | | |
| NON-SERVICE..... | 230 | 0 | 0 | 13 | 6 | 5 | 33 | 6 | 20 | 1 | 0 | 16 | 100 |
| TOTAL DISPOSITIONS (LINE 220 + 230)..... | 240 | 2 | 1 | 75 | 10 | 8 | 98 | 24 | 112 | 1 | 3 | 52 | 386 |
| PENDING CASES AT END OF YEAR..... | | | | | | | | | | | | | |
| INACTIVE BENCH WARRANTS (LINE 10-90+200)..... | 250 | 0 | 0 | 1 | 0 | 0 | 0 | 0 | 0 | 0 | 0 | 0 | 1 |
| INACTIVE NON-SERVICE (LINE 20 - 95 +230)..... | 260 | 0 | 0 | 0 | 3 | 2 | 24 | 3 | 26 | 1 | 0 | 11 | 70 |
| ACTIVE PENDING (LINE 130 - 240)..... | 270 | 4 | 0 | 35 | 18 | 17 | 46 | 13 | 7 | 1 | 2 | 52 | 195 |
| TOTAL CASES PENDING END YEAR(250+260+270)..... | 280 | 4 | 0 | 36 | 21 | 19 | 70 | 16 | 33 | 2 | 2 | 63 | 266 |
| CIVIL CASES PENDING OVER TWO YEARS..... | 290 | 0 | 0 | 0 | 6 | 6 | 1 | 2 | 2 | 0 | 2 | 20 | 39 |

REPORT OF CIRCUIT CASELOAD

REGION 5

CIRCUIT #46

KALKASKA COUNTY

| ***** | | | | | | | | | | | | |
|---|--------|----------|--------|----------|----------|--------|----------|---------|----------|---------|----------|-----|
| * APPEALS * PERSONAL INJ.* FAMILY RELATIONS * | | | | | | | | | | | | |
| L | ***** | FY | ***** | ***** | ***** | ***** | ***** | ***** | ***** | ***** | ***** | T |
| I N* | AR * | + | CRIM- | ND/NI* | * DO/DM* | DP | * DU/DS* | PROD- | LABOR* | ALL * | * T | |
| N O* | CRIM- | AV | * INAL | * AUTO | * NO | * DIV- | *PATER- | *URES/ | UCTS | * RELA- | * OTHER* | A |
| E | * INAL | * CIVIL* | * NEG. | * OTHER* | ORCE | * NITY | * SUP. | * LIAB. | * TIONS* | + | L | |
| ***** | | | | | | | | | | | | |
| PENDING CASES AT BEGINNING OF THE YEAR..... | | | | | | | | | | | | |
| INACTIVE BENCH WARRANTS..... | 10 | 0 | 0 | 3 | 0 | 0 | 0 | 0 | 0 | 0 | 0 | 3 |
| INACTIVE NON-SERVICE..... | 20 | 0 | 0 | 0 | 0 | 0 | 2 | 0 | 20 | 0 | 0 | 28 |
| SUBTOTAL (LINE 10 + 20)..... | 30 | 0 | 0 | 3 | 0 | 0 | 2 | 0 | 20 | 0 | 0 | 31 |
| ACTIVE PENDING..... | 40 | 0 | 0 | 36 | 7 | 2 | 46 | 9 | 16 | 1 | 1 | 170 |
| NEW CASES FILED THIS YEAR..... | 50 | 0 | 0 | 42 | 7 | 0 | 73 | 8 | 27 | 1 | 0 | 208 |
| SUBTOTAL ACTIVE CASELOAD (LINE 40 + 50)... | 60 | 0 | 0 | 78 | 14 | 2 | 119 | 17 | 43 | 2 | 1 | 378 |
| RE-OPENED CASES..... | | | | | | | | | | | | |
| REMANDS FROM HIGHER COURTS..... | 70 | 0 | 0 | 0 | 0 | 0 | 0 | 0 | 0 | 0 | 0 | 0 |
| PROBATION VIOLATIONS..... | 75 | 0 | 0 | 2 | 0 | 0 | 0 | 0 | 0 | 0 | 0 | 2 |
| POST JUDGEMENT PROCEEDINGS..... | 80 | 0 | 0 | 0 | 0 | 0 | 24 | 0 | 0 | 0 | 0 | 24 |
| APPEARANCE AFTER BENCH WARRANT ISSUED.... | 90 | 0 | 0 | 3 | 0 | 0 | 0 | 0 | 0 | 0 | 0 | 3 |
| SERVICE MADE/ARRAIGNMENT..... | 95 | 0 | 0 | 0 | 0 | 0 | 6 | 0 | 20 | 0 | 0 | 33 |
| MISTRIALS..... | 100 | 0 | 0 | 0 | 0 | 0 | 0 | 0 | 0 | 0 | 0 | 0 |
| OTHER..... | 110 | 0 | 0 | 0 | 0 | 0 | 0 | 0 | 3 | 0 | 0 | 9 |
| SUBTOTAL..... | 120 | 0 | 0 | 5 | 0 | 0 | 30 | 0 | 23 | 0 | 0 | 71 |
| TOTAL ACTIVE CASELOAD (LINE 60 + 120)..... | 130 | 0 | 0 | 83 | 14 | 2 | 149 | 17 | 66 | 2 | 1 | 449 |
| JUDICIAL DISPOSITIONS..... | | | | | | | | | | | | |
| GUILTY PLEAS..... | 140 | 0 | 0 | 32 | 0 | 0 | 0 | 0 | 0 | 0 | 0 | 32 |
| TRIALS WITHOUT JURY..... | 150 | 0 | 0 | 0 | 1 | 0 | 1 | 0 | 0 | 0 | 0 | 3 |
| TRIALS BY JURY..... | 160 | 0 | 0 | 1 | 0 | 0 | 0 | 0 | 0 | 0 | 0 | 1 |
| DISMISSALS..... | 170 | 0 | 0 | 11 | 7 | 1 | 3 | 2 | 9 | 0 | 0 | 40 |
| REMANDS TO LOWER COURTS..... | 180 | 0 | 0 | 1 | 0 | 0 | 0 | 0 | 0 | 0 | 0 | 4 |
| NO PROGRESS..... | 190 | 0 | 0 | 0 | 0 | 0 | 11 | 0 | 0 | 0 | 0 | 11 |
| BENCH WARRANTS..... | 200 | 0 | 0 | 6 | 0 | 0 | 0 | 0 | 0 | 0 | 0 | 6 |
| OTHER JUDICIAL DISPOSITIONS..... | 210 | 0 | 0 | 3 | 1 | 0 | 108 | 4 | 5 | 0 | 0 | 117 |
| SUBTOTAL JUDICIAL DISP(ADD 140 THRU 210)... | 220 | 0 | 0 | 54 | 9 | 1 | 123 | 6 | 14 | 0 | 0 | 273 |
| OTHER DISPOSITIONS..... | | | | | | | | | | | | |
| NON-SERVICE..... | 230 | 0 | 0 | 0 | 0 | 0 | 9 | 0 | 1 | 0 | 0 | 15 |
| TOTAL DISPOSITIONS (LINE 220 + 230)..... | 240 | 0 | 0 | 54 | 9 | 1 | 132 | 6 | 15 | 0 | 0 | 288 |
| PENDING CASES AT END OF YEAR..... | | | | | | | | | | | | |
| INACTIVE BENCH WARRANTS (LINE 10-90+200)... | 250 | 0 | 0 | 6 | 0 | 0 | 0 | 0 | 0 | 0 | 0 | 6 |
| INACTIVE NON-SERVICE (LINE 20 - 95 +230)... | 260 | 0 | 0 | 0 | 0 | 0 | 5 | 0 | 1 | 0 | 0 | 10 |
| ACTIVE PENDING (LINE 130 - 240)..... | 270 | 0 | 0 | 29 | 5 | 1 | 17 | 11 | 51 | 2 | 1 | 161 |
| TOTAL CASES PENDING END YEAR(250+260+270)... | 280 | 0 | 0 | 35 | 5 | 1 | 22 | 11 | 52 | 2 | 1 | 177 |
| CIVIL CASES PENDING OVER TWO YEARS..... | 290 | 0 | 0 | 0 | 0 | 0 | 0 | 0 | 0 | 0 | 0 | 0 |

REPORT OF CIRCUIT CASELOAD

REGION 5

CIRCUIT #46

OTSEGO COUNTY

| ***** | | | | | | | | | | | | |
|--|------------------|-------------------|------------------------|-------------------|-------------------|---------|-------|----|----|----|---|-----|
| | * APPEALS * | * PERSONAL INJ. * | * FAMILY RELATIONS * | | | | | | | | | |
| L | * AR * | * CRIM-ND/NI * | * DO/DM* DP * | * DU/DS* PROD-* | * LABOR* * | * ALL * | * T * | | | | | |
| | * INAL * | * AUTO * NO * | * DIV- * PATER-* | * URESA/ * UCTS * | * RELA- * OTHER * | * A * | * L * | | | | | |
| | * INAL + CIVIL * | * NEG. * OTHER * | * ORCE * NITY * SUP. * | * LIAB. * TIONS * | | | | | | | | |
| ***** | | | | | | | | | | | | |
| PENDING CASES AT BEGINNING OF THE YEAR..... | | | | | | | | | | | | |
| INACTIVE BENCH WARRANTS..... | 10 | 0 | 0 | 4 | 0 | 0 | 1 | 0 | 0 | 0 | 0 | 5 |
| INACTIVE NON-SERVICE..... | 20 | 0 | 0 | 0 | 0 | 0 | 5 | 6 | 1 | 0 | 0 | 12 |
| SUBTOTAL (LINE 10 + 20)..... | 30 | 0 | 0 | 4 | 0 | 0 | 6 | 6 | 1 | 0 | 0 | 17 |
| ACTIVE PENDING..... | 40 | 2 | 1 | 16 | 23 | 22 | 75 | 6 | 3 | 10 | 0 | 223 |
| NEW CASES FILED THIS YEAR..... | 50 | 0 | 2 | 51 | 10 | 15 | 99 | 14 | 24 | 2 | 0 | 289 |
| SUBTOTAL ACTIVE CASELOAD (LINE 40 + 50)..... | 60 | 2 | 3 | 67 | 33 | 37 | 174 | 20 | 27 | 12 | 0 | 512 |
| RE-OPENED CASES..... | | | | | | | | | | | | |
| REMANDS FROM HIGHER COURTS..... | 70 | 0 | 1 | 0 | 0 | 0 | 0 | 0 | 0 | 0 | 0 | 1 |
| PROBATION VIOLATIONS..... | 75 | 0 | 0 | 5 | 0 | 0 | 0 | 0 | 0 | 0 | 0 | 5 |
| POST JUDGEMENT PROCEEDINGS..... | 80 | 0 | 0 | 0 | 0 | 0 | 1 | 0 | 0 | 0 | 0 | 1 |
| APPEARANCE AFTER BENCH WARRANT ISSUED..... | 90 | 0 | 0 | 3 | 0 | 0 | 1 | 0 | 0 | 0 | 0 | 4 |
| SERVICE MADE/ARRAIGNMENT..... | 95 | 0 | 0 | 0 | 0 | 0 | 5 | 6 | 1 | 0 | 0 | 12 |
| MISTRIALS..... | 100 | 0 | 0 | 0 | 0 | 0 | 0 | 0 | 0 | 0 | 0 | 0 |
| OTHER..... | 110 | 0 | 0 | 0 | 0 | 0 | 28 | 0 | 0 | 0 | 0 | 28 |
| SUBTOTAL..... | 120 | 0 | 1 | 8 | 0 | 0 | 35 | 6 | 1 | 0 | 0 | 51 |
| TOTAL ACTIVE CASELOAD (LINE 60 + 120)..... | 130 | 2 | 4 | 75 | 33 | 37 | 209 | 26 | 28 | 12 | 0 | 563 |
| JUDICIAL DISPOSITIONS..... | | | | | | | | | | | | |
| GUILTY PLEAS..... | 140 | 0 | 0 | 30 | 0 | 0 | 0 | 0 | 0 | 0 | 0 | 30 |
| TRIALS WITHOUT JURY..... | 150 | 0 | 0 | 2 | 0 | 0 | 5 | 0 | 0 | 0 | 0 | 11 |
| TRIALS BY JURY..... | 160 | 0 | 0 | 3 | 4 | 0 | 0 | 1 | 0 | 0 | 0 | 9 |
| DISMISSALS..... | 170 | 0 | 0 | 9 | 6 | 10 | 12 | 4 | 8 | 3 | 0 | 72 |
| REMANDS TO LOWER COURTS..... | 180 | 0 | 0 | 3 | 0 | 0 | 0 | 0 | 0 | 0 | 0 | 4 |
| NO PROGRESS..... | 190 | 0 | 0 | 0 | 0 | 1 | 3 | 0 | 1 | 0 | 0 | 11 |
| BENCH WARRANTS..... | 200 | 0 | 0 | 2 | 0 | 0 | 1 | 0 | 0 | 0 | 0 | 3 |
| OTHER JUDICIAL DISPOSITIONS..... | 210 | 2 | 4 | 1 | 2 | 11 | 106 | 6 | 8 | 1 | 0 | 177 |
| SUBTOTAL JUDICIAL DISP(ADD 140 THRU 210)..... | 220 | 2 | 4 | 50 | 12 | 22 | 127 | 11 | 17 | 4 | 0 | 317 |
| OTHER DISPOSITIONS..... | | | | | | | | | | | | |
| NON-SERVICE..... | 230 | 0 | 0 | 0 | 0 | 0 | 0 | 0 | 0 | 0 | 0 | 0 |
| TOTAL DISPOSITIONS (LINE 220 + 230)..... | 240 | 2 | 4 | 50 | 12 | 22 | 127 | 11 | 17 | 4 | 0 | 317 |
| PENDING CASES AT END OF YEAR..... | | | | | | | | | | | | |
| INACTIVE BENCH WARRANTS (LINE 10-90+200)..... | 250 | 0 | 0 | 3 | 0 | 0 | 1 | 0 | 0 | 0 | 0 | 4 |
| INACTIVE NON-SERVICE (LINE 20 - 95 +230)..... | 260 | 0 | 0 | 0 | 0 | 0 | 0 | 0 | 0 | 0 | 0 | 0 |
| ACTIVE PENDING (LINE 130 - 240)..... | 270 | 0 | 0 | 25 | 21 | 15 | 82 | 15 | 11 | 8 | 0 | 246 |
| TOTAL CASES PENDING END YEAR(250+260+270)..... | 280 | 0 | 0 | 28 | 21 | 15 | 83 | 15 | 11 | 8 | 0 | 250 |
| CIVIL CASES PENDING OVER TWO YEARS..... | 290 | 0 | 0 | 0 | 4 | 6 | 2 | 0 | 0 | 9 | 0 | 34 |

REGION 5

REPORT OF CIRCUIT CASELOAD

CIRCUIT #46

COURT SUMMARY

| ***** | | | | | | | | | | | | |
|---|--|--------|-----------------|--------|--------|--------------------|--------|--------|--------|---------|--------|--------|
| * APPEALS * | | | *PERSONAL INJ.* | | | FAMILY RELATIONS * | | | ***** | | | |
| L | ***** | FY | ***** | ***** | ***** | ***** | ***** | ***** | ***** | ***** | ***** | T |
| I N* | AR * | CRIM* | AV * | ND/NI* | AUTO * | NO * | DO/DM* | DP * | DU/DS* | PROD* | LABOR* | ALL * |
| N O* | CRIM* | AV * | INAL * | ND/NI* | AUTO * | NO * | DIV- | PATER- | URES* | UCTS * | RELA- | OTHER* |
| E * | INAL * | CIVIL* | ***** | ***** | ***** | ***** | ORCE * | NITY * | SUP. * | LIAB. * | TIONS* | A |
| ***** | | | | | | | | | | | | |
| PENDING CASES AT BEGINNING OF THE YEAR..... | | | | | | | | | | | | |
| | INACTIVE BENCH WARRANTS..... | 10 | 0 | 0 | 11 | 0 | 0 | 1 | 0 | 0 | 0 | 12 |
| | INACTIVE NON-SERVICE..... | 20 | 0 | 0 | 0 | 0 | 1 | 26 | 18 | 41 | 0 | 15 |
| | SUBTOTAL (LINE 10 + 20)..... | 30 | 0 | 0 | 11 | 0 | 1 | 27 | 18 | 41 | 0 | 15 |
| | ACTIVE PENDING..... | 40 | 4 | 1 | 81 | 40 | 35 | 153 | 25 | 22 | 12 | 15 |
| | NEW CASES FILED THIS YEAR..... | 50 | 4 | 2 | 144 | 32 | 25 | 252 | 33 | 79 | 4 | 163 |
| | SUBTOTAL ACTIVE CASELOAD (LINE 40 + 50)..... | 60 | 8 | 3 | 225 | 72 | 60 | 405 | 58 | 101 | 16 | 165 |
| | RE-OPENED CASES..... | | | | | | | | | | | 328 |
| | REMANDS FROM HIGHER COURTS..... | 70 | 0 | 2 | 0 | 0 | 0 | 0 | 0 | 0 | 0 | 0 |
| | PROBATION VIOLATIONS..... | 75 | 0 | 0 | 14 | 0 | 0 | 0 | 0 | 0 | 0 | 2 |
| | POST JUDGEMENT PROCEEDINGS..... | 80 | 0 | 0 | 0 | 0 | 0 | 29 | 1 | 74 | 0 | 14 |
| | APPEARANCE AFTER BENCH WARRANT ISSUED..... | 90 | 0 | 0 | 9 | 0 | 0 | 1 | 0 | 0 | 0 | 105 |
| | SERVICE MADE/ARRAIGNMENT..... | 95 | 0 | 0 | 13 | 3 | 4 | 39 | 21 | 35 | 0 | 10 |
| | MISTRIALS..... | 100 | 0 | 0 | 0 | 0 | 0 | 0 | 0 | 0 | 0 | 136 |
| | OTHER..... | 110 | 0 | 0 | 7 | 0 | 0 | 28 | 0 | 3 | 0 | 0 |
| | SUBTOTAL..... | 120 | 0 | 2 | 43 | 3 | 4 | 97 | 22 | 112 | 0 | 6 |
| | TOTAL ACTIVE CASELOAD (LINE 60 + 120)..... | 130 | 8 | 5 | 268 | 75 | 64 | 502 | 80 | 213 | 16 | 28 |
| | JUDICIAL DISPOSITIONS..... | | | | | | | | | | | 311 |
| | GUILTY PLEAS..... | 140 | 0 | 0 | 105 | 0 | 0 | 0 | 0 | 0 | 0 | 356 |
| | TRIALS WITHOUT JURY..... | 150 | 0 | 0 | 2 | 1 | 0 | 8 | 0 | 0 | 0 | 1593 |
| | TRIALS BY JURY..... | 160 | 0 | 0 | 6 | 5 | 0 | 0 | 1 | 0 | 0 | 105 |
| | DISMISSALS..... | 170 | 1 | 0 | 35 | 16 | 12 | 22 | 8 | 17 | 3 | 17 |
| | REMANDS TO LOWER COURTS..... | 180 | 1 | 1 | 6 | 0 | 1 | 0 | 0 | 0 | 2 | 14 |
| | NO PROGRESS..... | 190 | 0 | 0 | 0 | 0 | 1 | 16 | 0 | 1 | 0 | 150 |
| | BENCH WARRANTS..... | 200 | 0 | 0 | 8 | 0 | 0 | 1 | 0 | 1 | 0 | 19 |
| | OTHER JUDICIAL DISPOSITIONS..... | 210 | 2 | 4 | 4 | 3 | 12 | 268 | 26 | 105 | 1 | 26 |
| | SUBTOTAL JUDICIAL DISP(ADD 140 THRU 210)..... | 220 | 4 | 5 | 166 | 25 | 26 | 315 | 35 | 123 | 4 | 9 |
| | OTHER DISPOSITIONS..... | | | | | | | | | | | 536 |
| | NON-SERVICE..... | 230 | 0 | 0 | 13 | 6 | 5 | 42 | 6 | 21 | 1 | 876 |
| | TOTAL DISPOSITIONS (LINE 220 + 230)..... | 240 | 4 | 5 | 179 | 31 | 31 | 357 | 41 | 144 | 5 | 115 |
| | PENDING CASES AT END OF YEAR..... | | | | | | | | | | | 191 |
| | INACTIVE BENCH WARRANTS (LINE 10-90+200)..... | 250 | 0 | 0 | 10 | 0 | 0 | 1 | 0 | 0 | 0 | 991 |
| | INACTIVE NON-SERVICE (LINE 20 - 95 +230)..... | 260 | 0 | 0 | 0 | 3 | 2 | 29 | 3 | 27 | 1 | 11 |
| | ACTIVE PENDING (LINE 130 - 240)..... | 270 | 4 | 0 | 89 | 44 | 33 | 145 | 39 | 69 | 11 | 80 |
| | TOTAL CASES PENDING END YEAR(250+260+270)..... | 280 | 4 | 0 | 99 | 47 | 35 | 175 | 42 | 96 | 12 | 602 |
| | CIVIL CASES PENDING OVER TWO YEARS..... | 290 | 0 | 0 | 0 | 10 | 12 | 3 | 2 | 2 | 9 | 693 |
| | | | | | | | | | | | | 73 |

REGION 5

REPORT OF CIRCUIT CASELOAD

CIRCUIT #47

DELTA COUNTY

| ***** | | | | | | | | | | | | | | | | | | | | |
|--|-----|----|----|----|------|----|-------|----|-----|----|------|-------|---------------|------------------|-------|-------|-------|-------|---|-----|
| * APPEALS * | | | | | | | | | | | | | | | | | | | | |
| ***** | | | | | | | | | | | | | | | | | | | | |
| L | IN | NO | E | AR | CRIM | AV | CIVIL | AL | IN | AL | NEG. | OTHER | PERSONAL INJ. | FAMILY RELATIONS | NP | CL | ALL | T | | |
| | | | | | | | | | | | | | DO/DM | DP | DU/DS | PROD | LABOR | OTHER | | |
| | | | | | | | | | | | | | DIV | PATER | URES | UCTS | RELA | OTHER | | |
| | | | | | | | | | | | | | ORCE | NITY | SUP. | LIAB. | TIONS | | | |
| | | | | | | | | | | | | | | | | | | | | |
| ***** | | | | | | | | | | | | | | | | | | | | |
| PENDING CASES AT BEGINNING OF THE YEAR..... | | | | | | | | | | | | | | | | | | | | |
| INACTIVE BENCH WARRANTS..... | 10 | 0 | 0 | 0 | 0 | 0 | 0 | 0 | 0 | 0 | 0 | 0 | 0 | 0 | 1 | 0 | 0 | 0 | 0 | 1 |
| INACTIVE NON-SERVICE..... | 20 | 0 | 0 | 0 | 0 | 0 | 0 | 8 | 2 | 16 | 4 | 17 | 0 | 0 | 0 | 0 | 0 | 0 | 0 | 34 |
| SUBTOTAL (LINE 10 + 20)..... | 30 | 0 | 0 | 0 | 0 | 0 | 0 | 8 | 2 | 16 | 4 | 17 | 0 | 0 | 0 | 0 | 0 | 0 | 0 | 82 |
| ACTIVE PENDING..... | 40 | 8 | 4 | 14 | 7 | 8 | 100 | 19 | 22 | 4 | 0 | 40 | 226 | 491 | 717 | 139 | 717 | 0 | 0 | 0 |
| NEW CASES FILED THIS YEAR..... | 40 | 8 | 4 | 14 | 7 | 8 | 100 | 19 | 22 | 4 | 0 | 40 | 226 | 491 | 717 | 139 | 717 | 0 | 0 | 0 |
| SUBTOTAL ACTIVE CASELOAD (LINE 40 + 50)..... | 50 | 4 | 7 | 62 | 23 | 13 | 179 | 28 | 69 | 4 | 3 | 99 | 491 | 717 | 139 | 717 | 0 | 0 | 0 | 0 |
| RE-OPENED CASES..... | 60 | 12 | 11 | 76 | 30 | 21 | 279 | 47 | 91 | 8 | 3 | 139 | 717 | 139 | 717 | 0 | 0 | 0 | 0 | 0 |
| REMANDS FROM HIGHER COURTS..... | 70 | 0 | 0 | 0 | 0 | 0 | 0 | 0 | 0 | 0 | 0 | 0 | 0 | 0 | 0 | 0 | 0 | 0 | 0 | 0 |
| PROBATION VIOLATIONS..... | 75 | 0 | 0 | 3 | 0 | 0 | 0 | 0 | 0 | 0 | 0 | 0 | 0 | 0 | 0 | 0 | 0 | 0 | 0 | 0 |
| POST JUDGEMENT PROCEEDINGS..... | 80 | 0 | 0 | 0 | 0 | 0 | 65 | 0 | 65 | 0 | 0 | 0 | 0 | 0 | 0 | 0 | 0 | 0 | 0 | 3 |
| APPEARANCE AFTER BENCH WARRANT ISSUED..... | 90 | 0 | 0 | 0 | 0 | 0 | 6 | 0 | 0 | 0 | 0 | 0 | 0 | 0 | 0 | 0 | 0 | 0 | 0 | 130 |
| SERVICE MADE/ARRAIGNMENT..... | 95 | 0 | 0 | 0 | 0 | 0 | 0 | 0 | 0 | 0 | 0 | 0 | 0 | 0 | 0 | 0 | 0 | 0 | 0 | 6 |
| MISTRIALS..... | 100 | 0 | 0 | 0 | 0 | 0 | 0 | 0 | 0 | 0 | 0 | 0 | 0 | 0 | 0 | 0 | 0 | 0 | 0 | 0 |
| OTHER..... | 110 | 0 | 0 | 0 | 0 | 0 | 0 | 0 | 0 | 0 | 0 | 0 | 0 | 0 | 0 | 0 | 0 | 0 | 0 | 0 |
| SUBTOTAL..... | 120 | 0 | 0 | 3 | 0 | 0 | 71 | 0 | 65 | 0 | 0 | 0 | 0 | 0 | 0 | 0 | 0 | 0 | 0 | 0 |
| TOTAL ACTIVE CASELOAD (LINE 60 + 120)..... | 130 | 12 | 11 | 79 | 30 | 21 | 350 | 47 | 156 | 8 | 3 | 139 | 856 | 139 | 717 | 0 | 0 | 0 | 0 | 0 |
| JUDICIAL DISPOSITIONS..... | 140 | 0 | 0 | 34 | 0 | 0 | 0 | 0 | 0 | 0 | 0 | 0 | 0 | 0 | 0 | 0 | 0 | 0 | 0 | 34 |
| GUILTY PLEAS..... | 150 | 0 | 0 | 0 | 0 | 0 | 0 | 0 | 0 | 0 | 0 | 0 | 0 | 0 | 0 | 0 | 0 | 0 | 0 | 0 |
| TRIALS WITHOUT JURY..... | 160 | 0 | 0 | 7 | 2 | 0 | 0 | 1 | 0 | 1 | 0 | 0 | 0 | 0 | 0 | 0 | 0 | 0 | 0 | 7 |
| TRIALS BY JURY..... | 170 | 2 | 0 | 2 | 0 | 0 | 0 | 0 | 0 | 0 | 0 | 0 | 0 | 0 | 0 | 0 | 0 | 0 | 0 | 11 |
| DISMISSALS..... | 180 | 9 | 1 | 0 | 0 | 0 | 0 | 0 | 0 | 0 | 0 | 0 | 0 | 0 | 0 | 0 | 0 | 0 | 0 | 4 |
| REMANDS TO LOWER COURTS..... | 190 | 0 | 0 | 0 | 0 | 0 | 0 | 0 | 0 | 0 | 0 | 0 | 0 | 0 | 0 | 0 | 0 | 0 | 0 | 10 |
| NO PROGRESS..... | 200 | 0 | 0 | 0 | 0 | 0 | 6 | 0 | 0 | 0 | 0 | 0 | 0 | 0 | 0 | 0 | 0 | 0 | 0 | 0 |
| BENCH WARRANTS..... | 210 | 1 | 2 | 26 | 14 | 11 | 241 | 27 | 135 | 3 | 1 | 106 | 567 | 640 | 113 | 640 | 0 | 0 | 0 | 0 |
| OTHER JUDICIAL DISPOSITIONS..... | 220 | 12 | 3 | 69 | 16 | 11 | 247 | 28 | 135 | 4 | 2 | 113 | 640 | 113 | 640 | 0 | 0 | 0 | 0 | 0 |
| SUBTOTAL JUDICIAL DISP(ADD 140 THRU 210)..... | 230 | 0 | 0 | 0 | 0 | 0 | 0 | 0 | 0 | 0 | 0 | 0 | 0 | 0 | 0 | 0 | 0 | 0 | 0 | 0 |
| OTHER DISPOSITIONS..... | 240 | 12 | 3 | 69 | 16 | 11 | 247 | 28 | 135 | 4 | 2 | 113 | 640 | 113 | 640 | 0 | 0 | 0 | 0 | 0 |
| NON-SERVICE..... | 250 | 0 | 0 | 0 | 0 | 0 | 0 | 0 | 0 | 0 | 0 | 0 | 0 | 0 | 0 | 0 | 0 | 0 | 0 | 0 |
| TOTAL DISPOSITIONS (LINE 220 + 230)..... | 260 | 0 | 0 | 0 | 8 | 2 | 16 | 4 | 1 | 0 | 0 | 0 | 0 | 0 | 0 | 0 | 0 | 0 | 0 | 1 |
| PENDING CASES AT END OF YEAR..... | 270 | 0 | 8 | 10 | 14 | 10 | 103 | 19 | 21 | 4 | 1 | 26 | 216 | 299 | 82 | 216 | 299 | 0 | 0 | 0 |
| INACTIVE BENCH WARRANTS (LINE 10-90+200)..... | 280 | 0 | 8 | 10 | 22 | 12 | 119 | 23 | 39 | 5 | 1 | 60 | 299 | 82 | 216 | 299 | 0 | 0 | 0 | 0 |
| INACTIVE NON-SERVICE (LINE 20 - 95 +230)..... | 290 | 0 | 1 | 0 | 1 | 1 | 0 | 0 | 0 | 0 | 0 | 0 | 0 | 0 | 0 | 0 | 0 | 0 | 0 | 0 |
| ACTIVE PENDING (LINE 130 - 240)..... | | | | | | | | | | | | | | | | | | | | |
| TOTAL CASES PENDING END YEAR(250+260+270)..... | | | | | | | | | | | | | | | | | | | | |
| CIVIL CASES PENDING OVER TWO YEARS..... | | | | | | | | | | | | | | | | | | | | |

REPORT OF CIRCUIT CASELOAD

REGION 5

CIRCUIT #50

CHIPPEWA COUNTY

| ***** | | | | | | | | | | | | |
|--|---------------|-------------------|----------------------|--------|---------|--------|--------|---|-----|----|---|---------|
| | * APPEALS * | * PERSONAL INJ. * | * FAMILY RELATIONS * | | | | | | | | | |
| L ***** | FY ***** | ***** | ***** | NP | CL | ALL | T | | | | | |
| I N* AR * | * CRIM-ND/NI* | * DO/DM* DP * | * DU/DS* PROD-* | LABOR* | | | | | | | | |
| N O* CRIM-* | AV | INAL * AUTO * NO | * DIV- *PATER-* | URES* | UCTS | RELA-* | OTHER* | | | | | A |
| E * INAL * CIVIL* | | * NEG. * OTHER* | ORCE * NITY * | SUP. * | LIAB. * | TIONS* | | | | | | L |
| ***** | | | | | | | | | | | | |
| PENDING CASES AT BEGINNING OF THE YEAR..... | | | | | | | | | | | | |
| INACTIVE BENCH WARRANTS..... | 10 | 0 | 0 | 0 | 0 | 0 | 0 | 0 | 0 | 0 | 0 | 0 |
| INACTIVE NON-SERVICE..... | 20 | 0 | 0 | 0 | 0 | 0 | 0 | 0 | 0 | 0 | 0 | 0 |
| SUBTOTAL (LINE 10 + 20)..... | 30 | 0 | 0 | 0 | 0 | 0 | 0 | 0 | 0 | 0 | 0 | 0 |
| ACTIVE PENDING..... | 40 | 1 | 1 | 24 | 17 | 5 | 120 | 0 | 11 | 8 | 0 | 98 285 |
| NEW CASES FILED THIS YEAR..... | 50 | 1 | 3 | 91 | 18 | 3 | 151 | 5 | 101 | 2 | 0 | 94 469 |
| SUBTOTAL ACTIVE CASELOAD (LINE 40 + 50)..... | 50 | 2 | 4 | 115 | 35 | 8 | 271 | 5 | 112 | 10 | 0 | 192 754 |
| RE-OPENED CASES..... | | | | | | | | | | | | |
| REMANDS FROM HIGHER COURTS..... | 70 | 0 | 0 | 0 | 0 | 0 | 0 | 0 | 0 | 0 | 0 | 0 |
| PROBATION VIOLATIONS..... | 75 | 0 | 0 | 0 | 0 | 0 | 0 | 0 | 0 | 0 | 0 | 0 |
| POST JUDGEMENT PROCEEDINGS..... | 80 | 0 | 0 | 0 | 0 | 0 | 0 | 0 | 0 | 0 | 0 | 0 |
| APPEARANCE AFTER BENCH WARRANT ISSUED..... | 90 | 0 | 0 | 0 | 0 | 0 | 0 | 0 | 0 | 0 | 0 | 0 |
| SERVICE MADE/ARRAIGNMENT..... | 95 | 0 | 0 | 0 | 0 | 0 | 0 | 0 | 0 | 0 | 0 | 0 |
| MISTRIALS..... | 100 | 0 | 0 | 0 | 0 | 0 | 0 | 0 | 0 | 0 | 0 | 0 |
| OTHER..... | 110 | 0 | 0 | 0 | 0 | 0 | 0 | 0 | 0 | 0 | 0 | 0 |
| SUBTOTAL..... | 120 | 0 | 0 | 0 | 0 | 0 | 0 | 0 | 0 | 0 | 0 | 0 |
| TOTAL ACTIVE CASELOAD (LINE 60 + 120)..... | 130 | 2 | 4 | 115 | 35 | 8 | 271 | 5 | 112 | 10 | 0 | 192 754 |
| JUDICIAL DISPOSITIONS..... | | | | | | | | | | | | |
| GUILTY PLEAS..... | 140 | 0 | 0 | 10 | 0 | 0 | 0 | 0 | 0 | 0 | 0 | 10 |
| TRIALS WITHOUT JURY..... | 150 | 0 | 0 | 25 | 2 | 0 | 0 | 0 | 0 | 0 | 0 | 8 35 |
| TRIALS BY JURY..... | 160 | 0 | 0 | 1 | 2 | 0 | 0 | 0 | 0 | 0 | 0 | 3 |
| DISMISSALS..... | 170 | 0 | 0 | 3 | 5 | 2 | 50 | 0 | 9 | 0 | 0 | 41 110 |
| REMANDS TO LOWER COURTS..... | 180 | 0 | 0 | 5 | 0 | 0 | 0 | 0 | 0 | 0 | 0 | 5 |
| NO PROGRESS..... | 190 | 0 | 0 | 0 | 0 | 0 | 0 | 0 | 0 | 0 | 0 | 0 |
| BENCH WARRANTS..... | 200 | 0 | 0 | 0 | 0 | 0 | 0 | 0 | 0 | 0 | 0 | 0 |
| OTHER JUDICIAL DISPOSITIONS..... | 210 | 0 | 0 | 42 | 11 | 0 | 147 | 1 | 69 | 0 | 0 | 86 356 |
| SUBTOTAL JUDICIAL DISP(ADD 140 THRU 210)..... | 220 | 0 | 0 | 86 | 20 | 2 | 197 | 1 | 78 | 0 | 0 | 135 519 |
| OTHER DISPOSITIONS..... | | | | | | | | | | | | |
| NON-SERVICE..... | 230 | 0 | 0 | 0 | 0 | 0 | 0 | 0 | 0 | 0 | 0 | 0 |
| TOTAL DISPOSITIONS (LINE 220 + 230)..... | 240 | 0 | 0 | 86 | 20 | 2 | 197 | 1 | 78 | 0 | 0 | 135 519 |
| PENDING CASES AT END OF YEAR..... | | | | | | | | | | | | |
| INACTIVE BENCH WARRANTS (LINE 10-90+200)..... | 250 | 0 | 0 | 0 | 0 | 0 | 0 | 0 | 0 | 0 | 0 | 0 |
| INACTIVE NON-SERVICE (LINE 20 - 95 +230)..... | 260 | 0 | 0 | 0 | 0 | 0 | 0 | 0 | 0 | 0 | 0 | 0 |
| ACTIVE PENDING (LINE 130 - 240)..... | 270 | 2 | 4 | 29 | 15 | 6 | 74 | 4 | 34 | 10 | 0 | 57 235 |
| TOTAL CASES PENDING END YEAR(250+260+270)..... | 280 | 2 | 4 | 29 | 15 | 6 | 74 | 4 | 34 | 10 | 0 | 57 235 |
| CIVIL CASES PENDING OVER TWO YEARS..... | 290 | 0 | 0 | 0 | 1 | 0 | 5 | 0 | 0 | 8 | 0 | 0 14 |

REPORT OF CIRCUIT CASELOAD

REGION 5

CIRCUIT #50

MACKINAC COUNTY

| ***** | | | | | | | | | | | | | |
|--|----------|--------|----------|-------|----------|---------|----------|--------|-------|--------|---|----|-----|
| * APPEALS * *PERSONAL INJ.* FAMILY RELATIONS * | | | | | | | | | | | | | |
| L | ***** | | FY | ***** | | ***** | | NP | CL | ALL | T | O | |
| I N* AR * | * CRIM* | ND/NI* | * DO/DM* | DP | * DU/DS* | PROD* | LABOR* | | | | | T | |
| N O* CRIM* | AV | * INAL | * AUTO | * NO | * DIV- | *PATER* | URES* | UCTS | RELA* | OTHER* | A | | |
| E * INAL | * CIVIL* | * NEG. | * OTHER* | ORCE | * NITY | * SUP. | * LIAB.* | TIONS* | | | | L | |
| ***** | | | | | | | | | | | | | |
| PENDING CASES AT BEGINNING OF THE YEAR..... | | | | | | | | | | | | | |
| INACTIVE BENCH WARRANTS..... | 10 | 0 | 0 | 0 | 0 | 0 | 0 | 0 | 0 | 0 | 0 | 0 | 0 |
| INACTIVE NON-SERVICE..... | 20 | 0 | 0 | 0 | 0 | 0 | 0 | 0 | 0 | 0 | 0 | 0 | 0 |
| SUBTOTAL (LINE 10 + 20)..... | 30 | 0 | 0 | 0 | 0 | 0 | 0 | 0 | 0 | 0 | 0 | 0 | 0 |
| ACTIVE PENDING..... | 40 | 0 | 2 | 10 | 2 | 4 | 15 | 6 | 0 | 0 | 0 | 15 | 54 |
| NEW CASES FILED THIS YEAR..... | 50 | 5 | 3 | 29 | 2 | 8 | 58 | 17 | 24 | 0 | 0 | 35 | 181 |
| SUBTOTAL ACTIVE CASELOAD (LINE 40 + 50)..... | 60 | 5 | 5 | 39 | 4 | 12 | 73 | 23 | 24 | 0 | 0 | 50 | 235 |
| RE-OPENED CASES..... | | | | | | | | | | | | | |
| REMANDS FROM HIGHER COURTS..... | 70 | 0 | 0 | 0 | 0 | 0 | 0 | 0 | 0 | 0 | 0 | 0 | 0 |
| PROBATION VIOLATIONS..... | 75 | 0 | 0 | 5 | 0 | 0 | 0 | 0 | 0 | 0 | 0 | 0 | 5 |
| POST JUDGEMENT PROCEEDINGS..... | 80 | 0 | 0 | 0 | 0 | 0 | 0 | 0 | 72 | 0 | 0 | 0 | 72 |
| APPEARANCE AFTER BENCH WARRANT ISSUED..... | 90 | 0 | 0 | 0 | 0 | 0 | 0 | 0 | 0 | 0 | 0 | 1 | 1 |
| SERVICE MADE/ARRAIGNMENT..... | 95 | 0 | 0 | 0 | 0 | 0 | 0 | 0 | 0 | 0 | 0 | 0 | 0 |
| MISTRIALS..... | 100 | 0 | 0 | 0 | 0 | 0 | 0 | 0 | 0 | 0 | 0 | 0 | 0 |
| OTHER..... | 110 | 0 | 0 | 0 | 0 | 0 | 0 | 0 | 0 | 0 | 0 | 21 | 21 |
| SUBTOTAL..... | 120 | 0 | 0 | 5 | 0 | 0 | 0 | 0 | 72 | 0 | 0 | 22 | 99 |
| TOTAL ACTIVE CASELOAD (LINE 60 + 120)..... | 130 | 5 | 5 | 44 | 4 | 12 | 73 | 23 | 96 | 0 | 0 | 72 | 334 |
| JUDICIAL DISPOSITIONS..... | | | | | | | | | | | | | |
| GUILTY PLEAS..... | 140 | 0 | 0 | 23 | 0 | 0 | 0 | 0 | 0 | 0 | 0 | 0 | 23 |
| TRIALS WITHOUT JURY..... | 150 | 0 | 0 | 7 | 0 | 0 | 24 | 0 | 10 | 0 | 0 | 1 | 42 |
| TRIALS BY JURY..... | 160 | 0 | 0 | 0 | 0 | 0 | 0 | 0 | 0 | 0 | 0 | 2 | 2 |
| DISMISSALS..... | 170 | 0 | 0 | 4 | 0 | 1 | 4 | 2 | 5 | 0 | 0 | 1 | 17 |
| REMANDS TO LOWER COURTS..... | 180 | 0 | 0 | 2 | 0 | 0 | 0 | 0 | 0 | 0 | 0 | 2 | 4 |
| NO PROGRESS..... | 190 | 0 | 0 | 0 | 0 | 0 | 1 | 2 | 1 | 0 | 0 | 9 | 13 |
| BENCH WARRANTS..... | 200 | 0 | 0 | 1 | 0 | 0 | 0 | 0 | 0 | 0 | 0 | 6 | 7 |
| OTHER JUDICIAL DISPOSITIONS..... | 210 | 1 | 1 | 1 | 0 | 0 | 7 | 2 | 76 | 0 | 0 | 13 | 101 |
| SUBTOTAL JUDICIAL DISP(ADD 140 THRU 210)..... | 220 | 1 | 1 | 38 | 0 | 1 | 36 | 6 | 92 | 0 | 0 | 34 | 209 |
| OTHER DISPOSITIONS..... | | | | | | | | | | | | | |
| NON-SERVICE..... | 230 | 0 | 0 | 0 | 0 | 0 | 0 | 0 | 0 | 0 | 0 | 0 | 0 |
| TOTAL DISPOSITIONS (LINE 220 + 230)..... | 240 | 1 | 1 | 38 | 0 | 1 | 36 | 6 | 92 | 0 | 0 | 34 | 209 |
| PENDING CASES AT END OF YEAR..... | | | | | | | | | | | | | |
| INACTIVE BENCH WARRANTS (LINE 10-90+200)..... | 250 | 0 | 0 | 1 | 0 | 0 | 0 | 0 | 0 | 0 | 0 | 5 | 6 |
| INACTIVE NON-SERVICE (LINE 20 - 95 +230)..... | 260 | 0 | 0 | 0 | 0 | 0 | 0 | 0 | 0 | 0 | 0 | 0 | 0 |
| ACTIVE PENDING (LINE 130 - 240)..... | 270 | 4 | 4 | 6 | 4 | 11 | 37 | 17 | 4 | 0 | 0 | 38 | 125 |
| TOTAL CASES PENDING END YEAR(250+260+270)..... | 280 | 4 | 4 | 7 | 4 | 11 | 37 | 17 | 4 | 0 | 0 | 43 | 131 |
| CIVIL CASES PENDING OVER TWO YEARS..... | 290 | 0 | 0 | 0 | 0 | 0 | 0 | 0 | 0 | 0 | 0 | 0 | 0 |

REPORT OF CIRCUIT CASELOAD

REGION 5

CIRCUIT #50

COURT SUMMARY

| ***** | | | | | | | | | | | | |
|--|--------|-------------------|--------|----------------------|--------|--------|---------|--------|--------|---------|--------|-------|
| * APPEALS * | | * PERSONAL INJ. * | | * FAMILY RELATIONS * | | * NP * | | * CL * | | * ALL * | | * T |
| L | ***** | FY | ***** | ***** | ***** | ***** | ***** | ***** | ***** | ***** | ***** | ***** |
| IN* | AR * | CRIM-* | ND/NI* | DO/DM* | DP * | DU/DS* | PROD-* | LABOR* | UCTS * | RELA-* | OTHER* | A |
| NO* | CRIM-* | AV * | INAL * | AUTO * | NO * | DIV-* | PATER-* | URES* | LIAB.* | TIONS* | | L |
| E * | INAL * | CIVIL* | | NEG. * | OTHER* | ORCE * | NITY * | SUP. * | | | | |
| ***** | | | | | | | | | | | | |
| PENDING CASES AT BEGINNING OF THE YEAR..... | | | | | | | | | | | | |
| INACTIVE BENCH WARRANTS..... | 10 | 0 | 0 | 0 | 0 | 0 | 0 | 0 | 0 | 0 | 0 | 0 |
| INACTIVE NON-SERVICE..... | 20 | 0 | 0 | 0 | 0 | 0 | 0 | 0 | 0 | 0 | 0 | 0 |
| SUBTOTAL (LINE 10 + 20)..... | 30 | 0 | 0 | 0 | 0 | 0 | 0 | 0 | 0 | 0 | 0 | 0 |
| ACTIVE PENDING..... | 40 | 1 | 3 | 34 | 19 | 9 | 135 | 6 | 11 | 8 | 0 | 113 |
| NEW CASES FILED THIS YEAR..... | 50 | 6 | 6 | 120 | 20 | 11 | 209 | 22 | 125 | 2 | 0 | 129 |
| SUBTOTAL ACTIVE CASELOAD (LINE 40 + 50)..... | 60 | 7 | 9 | 154 | 39 | 20 | 344 | 28 | 136 | 10 | 0 | 242 |
| RE-OPENED CASES..... | | | | | | | | | | | | |
| REMANDS FROM HIGHER COURTS..... | 70 | 0 | 0 | 0 | 0 | 0 | 0 | 0 | 0 | 0 | 0 | 0 |
| PROBATION VIOLATIONS..... | 75 | 0 | 0 | 5 | 0 | 0 | 0 | 0 | 0 | 0 | 0 | 5 |
| POST JUDGEMENT PROCEEDINGS..... | 80 | 0 | 0 | 0 | 0 | 0 | 0 | 0 | 72 | 0 | 0 | 72 |
| APPEARANCE AFTER BENCH WARRANT ISSUED..... | 90 | 0 | 0 | 0 | 0 | 0 | 0 | 0 | 0 | 0 | 1 | 1 |
| SERVICE MADE/ARRAIGNMENT..... | 95 | 0 | 0 | 0 | 0 | 0 | 0 | 0 | 0 | 0 | 0 | 0 |
| MISTRIALS..... | 100 | 0 | 0 | 0 | 0 | 0 | 0 | 0 | 0 | 0 | 0 | 0 |
| OTHER..... | 110 | 0 | 0 | 0 | 0 | 0 | 0 | 0 | 0 | 0 | 21 | 21 |
| SUBTOTAL..... | 120 | 0 | 0 | 5 | 0 | 0 | 0 | 0 | 72 | 0 | 0 | 22 |
| TOTAL ACTIVE CASELOAD (LINE 60 + 120)..... | 130 | 7 | 9 | 159 | 39 | 20 | 344 | 28 | 208 | 10 | 0 | 264 |
| JUDICIAL DISPOSITIONS..... | | | | | | | | | | | | |
| GUILTY PLEAS..... | 140 | 0 | 0 | 33 | 0 | 0 | 0 | 0 | 0 | 0 | 0 | 33 |
| TRIALS WITHOUT JURY..... | 150 | 0 | 0 | 32 | 2 | 0 | 24 | 0 | 10 | 0 | 0 | 9 |
| TRIALS BY JURY..... | 160 | 0 | 0 | 1 | 2 | 0 | 0 | 0 | 0 | 0 | 0 | 2 |
| DISMISSALS..... | 170 | 0 | 0 | 7 | 5 | 3 | 54 | 2 | 14 | 0 | 0 | 42 |
| REMANDS TO LOWER COURTS..... | 180 | 0 | 0 | 7 | 0 | 0 | 0 | 0 | 0 | 0 | 0 | 2 |
| NO PROGRESS..... | 190 | 0 | 0 | 0 | 0 | 0 | 1 | 2 | 1 | 0 | 0 | 9 |
| BENCH WARRANTS..... | 200 | 0 | 0 | 1 | 0 | 0 | 0 | 0 | 0 | 0 | 0 | 6 |
| OTHER JUDICIAL DISPOSITIONS..... | 210 | 1 | 1 | 43 | 11 | 0 | 154 | 3 | 145 | 0 | 0 | 99 |
| SUBTOTAL JUDICIAL DISP(ADD 140 THRU 210)..... | 220 | 1 | 1 | 124 | 20 | 3 | 233 | 7 | 170 | 0 | 0 | 169 |
| OTHER DISPOSITIONS..... | | | | | | | | | | | | |
| NON-SERVICE..... | 230 | 0 | 0 | 0 | 0 | 0 | 0 | 0 | 0 | 0 | 0 | 0 |
| TOTAL DISPOSITIONS (LINE 220 + 230)..... | 240 | 1 | 1 | 124 | 20 | 3 | 233 | 7 | 170 | 0 | 0 | 169 |
| PENDING CASES AT END OF YEAR..... | | | | | | | | | | | | |
| INACTIVE BENCH WARRANTS (LINE 10-90+200)..... | 250 | 0 | 0 | 1 | 0 | 0 | 0 | 0 | 0 | 0 | 0 | 5 |
| INACTIVE NON-SERVICE (LINE 20 - 95 +230)..... | 260 | 0 | 0 | 0 | 0 | 0 | 0 | 0 | 0 | 0 | 0 | 0 |
| ACTIVE PENDING (LINE 130 - 240)..... | 270 | 6 | 8 | 35 | 19 | 17 | 111 | 21 | 38 | 10 | 0 | 95 |
| TOTAL CASES PENDING END YEAR(250+260+270)..... | 280 | 6 | 8 | 36 | 19 | 17 | 111 | 21 | 38 | 10 | 0 | 100 |
| CIVIL CASES PENDING OVER TWO YEARS..... | | | | | | | | | | | | |
| 290 | 0 | 0 | 0 | 1 | 0 | 0 | 5 | 0 | 0 | 8 | 0 | 14 |

REPORT OF CIRCUIT CASELOAD

REGION 5

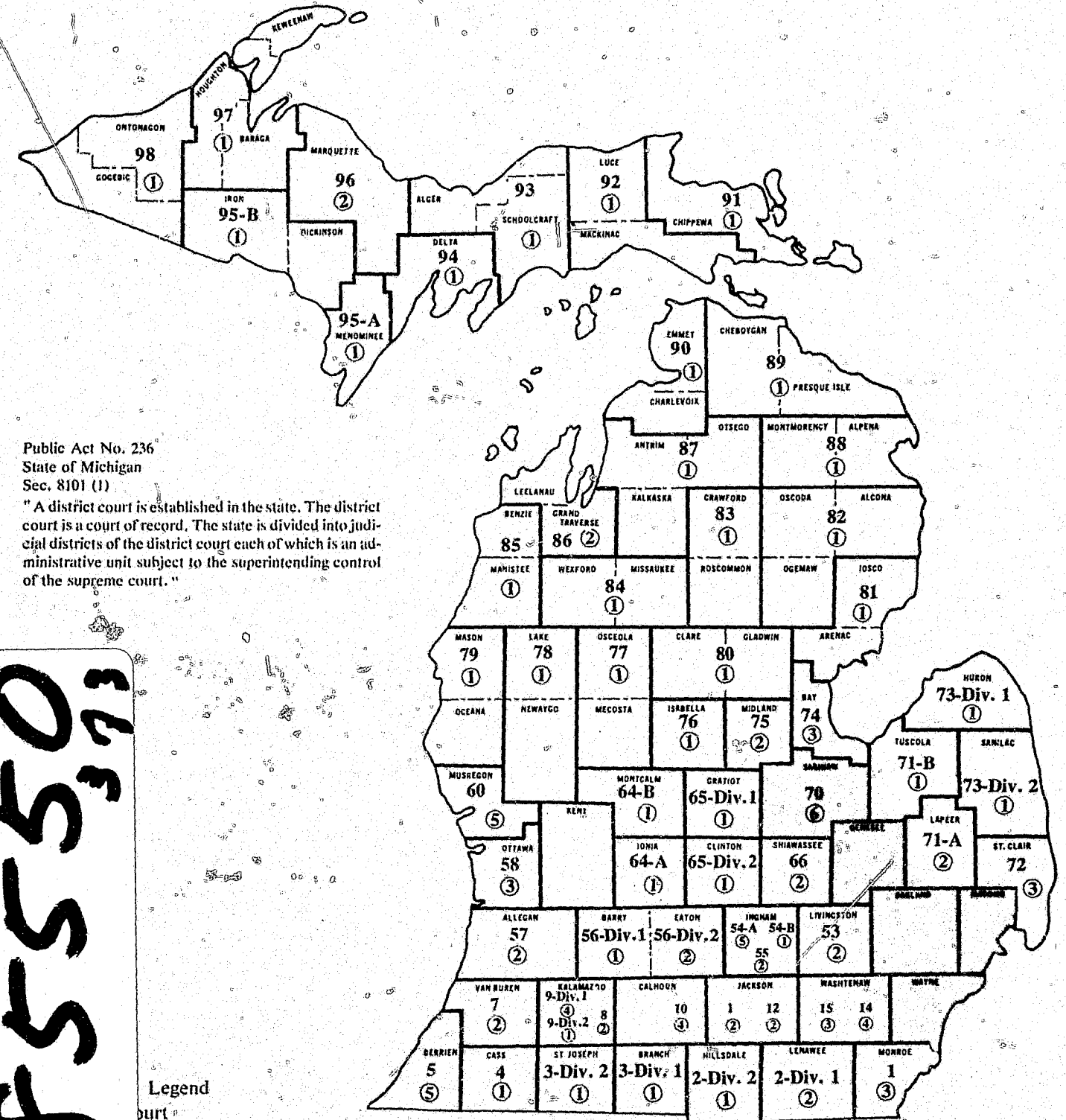
CIRCUIT

REGION SUMMARY

| ***** | | | | | | | | | | | | | | | | |
|--|--------|----------|---------|----------|--------|--------|--------|---------|----------|------|-------|--------|-------|----|-----|---|
| * APPEALS * *PERSONAL INJ.* FAMILY RELATIONS * | | | | | | | | | | | | | | | | |
| L | ***** | | FY | ***** | | | | | | | | | NP | CL | ALL | T |
| I | N | AR | * CRIM* | ND/NI* | DO/DM* | DP | DU/DS* | PROD* | LABOR* | | | | T | | | |
| N | O | * CRIM* | AV' | INAL | AUTO | * NO | DIV- | *PATER* | URES* | UCTS | RELA* | OTHER* | A | | | |
| E | * INAL | * CIVIL* | * NEG. | * OTHER* | ORCE | * NITY | * SUP. | * LIAB. | * TIONS* | | | | L | | | |
| ***** | | | | | | | | | | | | | | | | |
| PENDING CASES AT BEGINNING OF THE YEAR..... | | | | | | | | | | | | | | | | |
| INACTIVE BENCH WARRANTS..... | 10 | 0 | 0 | 26 | 0 | 0 | 25 | 3 | 9 | 0 | 0 | 0 | 63 | | | |
| INACTIVE NON-SERVICE..... | 20 | 0 | 0 | 0 | 26 | 13 | 243 | 46 | 107 | 2 | 1 | 136 | 574 | | | |
| SUBTOTAL (LINE 10 + 20)..... | 30 | 0 | 0 | 26 | 26 | 13 | 268 | 49 | 116 | 2 | 1 | 136 | 637 | | | |
| ACTIVE PENDING..... | 40 | 62 | 52 | 395 | 415 | 222 | 1871 | 188 | 336 | 52 | 6 | 1455 | 5054 | | | |
| NEW CASES FILED THIS YEAR..... | 50 | 33 | 54 | 1435 | 299 | 192 | 3109 | 311 | 1179 | 35 | 10 | 1816 | 8473 | | | |
| SUBTOTAL ACTIVE CASELOAD (LINE 40 + 50)..... | 60 | 95 | 106 | 1830 | 714 | 414 | 4980 | 499 | 1515 | 87 | 16 | 3271 | 13527 | | | |
| RE-OPENED CASES..... | | | | | | | | | | | | | | | | |
| REMANDS FROM HIGHER COURTS..... | 70 | 1 | 3 | 9 | 0 | 5 | 1 | 0 | 0 | 0 | 0 | 3 | 22 | | | |
| PROBATION VIOLATIONS..... | 75 | 0 | 0 | 87 | 0 | 0 | 0 | 0 | 0 | 0 | 0 | 0 | 87 | | | |
| POST JUDGEMENT PROCEEDINGS..... | 80 | 0 | 0 | 8 | 3 | 0 | 916 | 57 | 354 | 0 | 1 | 29 | 1368 | | | |
| APPEARANCE AFTER BENCH WARRANT ISSUED..... | 90 | 0 | 0 | 34 | 0 | 0 | 52 | 4 | 4 | 0 | 0 | 2 | 96 | | | |
| SERVICE MADE/ARRAIGNMENT..... | 95 | 0 | 0 | 15 | 48 | 20 | 420 | 62 | 137 | 4 | 2 | 159 | 867 | | | |
| MISTRIALS..... | 100 | 0 | 0 | 2 | 0 | 1 | 0 | 0 | 0 | 0 | 1 | 1 | 5 | | | |
| OTHER..... | 110 | 0 | 0 | 14 | 2 | 11 | 364 | 18 | 25 | 1 | 0 | 39 | 474 | | | |
| SUBTOTAL..... | 120 | 1 | 3 | 169 | 53 | 37 | 1753 | 141 | 520 | 5 | 4 | 233 | 2919 | | | |
| TOTAL ACTIVE CASELOAD (LINE 60 + 120)..... | 130 | 96 | 109 | 1999 | 767 | 451 | 6733 | 640 | 2035 | 92 | 20 | 3504 | 16446 | | | |
| JUDICIAL DISPOSITIONS..... | | | | | | | | | | | | | | | | |
| GUILTY PLEAS..... | 140 | 0 | 0 | 819 | 0 | 0 | 0 | 0 | 0 | 0 | 0 | 0 | 819 | | | |
| TRIALS WITHOUT JURY..... | 150 | 3 | 1 | 57 | 5 | 7 | 194 | 5 | 12 | 0 | 1 | 63 | 348 | | | |
| TRIALS BY JURY..... | 160 | 0 | 0 | 86 | 39 | 21 | 0 | 8 | 0 | 4 | 0 | 44 | 202 | | | |
| DISMISSALS..... | 170 | 13 | 12 | 234 | 200 | 90 | 647 | 111 | 439 | 20 | 6 | 732 | 2504 | | | |
| REMANDS TO LOWER COURTS..... | 180 | 23 | 4 | 50 | 2 | 1 | 0 | 0 | 0 | 1 | 1 | 38 | 120 | | | |
| NO PROGRESS..... | 190 | 0 | 1 | 0 | 3 | 3 | 98 | 11 | 21 | 1 | 0 | 70 | 208 | | | |
| BENCH WARRANTS..... | 200 | 0 | 0 | 34 | 0 | 0 | 38 | 8 | 10 | 0 | 0 | 7 | 97 | | | |
| OTHER JUDICIAL DISPOSITIONS..... | 210 | 13 | 32 | 202 | 92 | 45 | 3454 | 249 | 1122 | 8 | 2 | 955 | 6174 | | | |
| SUBTOTAL JUDICIAL DISP(ADD 140 THRU 210)..... | 220 | 52 | 50 | 1482 | 341 | 167 | 4431 | 392 | 1604 | 34 | 10 | 1909 | 10472 | | | |
| OTHER DISPOSITIONS..... | | | | | | | | | | | | | | | | |
| NON-SERVICE..... | 230 | 0 | 0 | 15 | 50 | 22 | 461 | 36 | 107 | 8 | 1 | 151 | 851 | | | |
| TOTAL DISPOSITIONS (LINE 220 + 230)..... | 240 | 52 | 50 | 1497 | 391 | 189 | 4892 | 428 | 1711 | 42 | 11 | 2060 | 11323 | | | |
| PENDING CASES AT END OF YEAR..... | | | | | | | | | | | | | | | | |
| INACTIVE BENCH WARRANTS (LINE 10-90+200)..... | 250 | 0 | 0 | 26 | 0 | 0 | 11 | 7 | 15 | 0 | 0 | 5 | 64 | | | |
| INACTIVE NON-SERVICE (LINE 20 - 95 +230)..... | 260 | 0 | 0 | 0 | 28 | 15 | 284 | 20 | 77 | 6 | 0 | 128 | 558 | | | |
| ACTIVE PENDING (LINE 130 - 240)..... | 270 | 44 | 59 | 502 | 376 | 262 | 1841 | 212 | 324 | 50 | 9 | 1444 | 5123 | | | |
| TOTAL CASES PENDING END YEAR(250+260+270)..... | 280 | 44 | 59 | 528 | 404 | 277 | 2136 | 239 | 416 | 56 | 9 | 1577 | 5746 | | | |
| CIVIL CASES PENDING OVER TWO YEARS..... | | | | | | | | | | | | | | | | |
| 290 | 0 | 4 | 0 | 51 | 44 | 18 | 7 | 12 | 23 | 2 | 169 | 330 | | | | |

DISTRICT COURT SUPPLEMENT

to the
1978-79 Annual Report
of the
State Court Administrator — Michigan



Public Act No. 236
State of Michigan
Sec. 8101 (1)
"A district court is established in the state. The district court is a court of record. The state is divided into judicial districts of the district court each of which is an administrative unit subject to the superintending control of the supreme court."

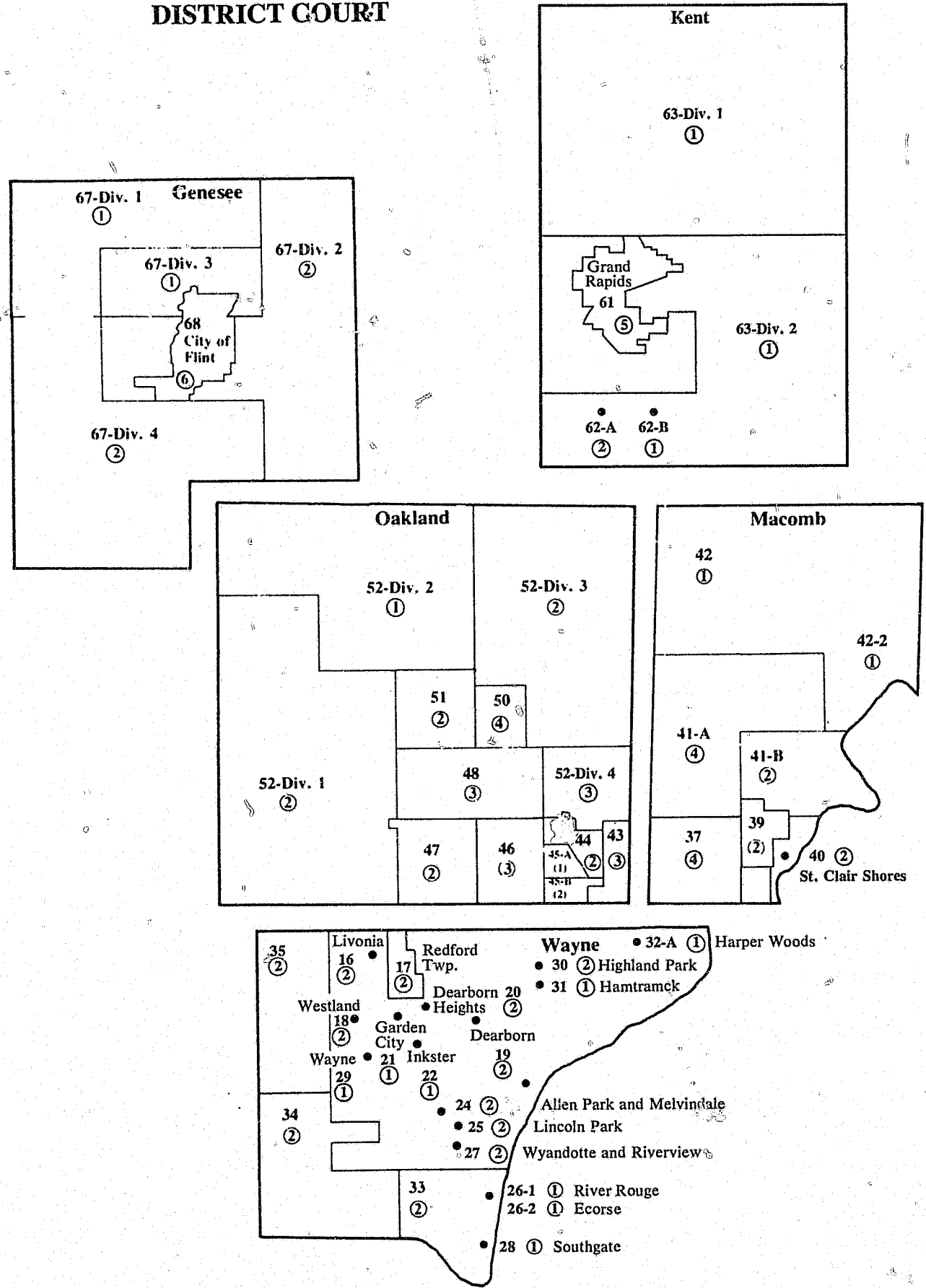
85550

Legend
District Court Judgeships

District Courts Judgeships
212

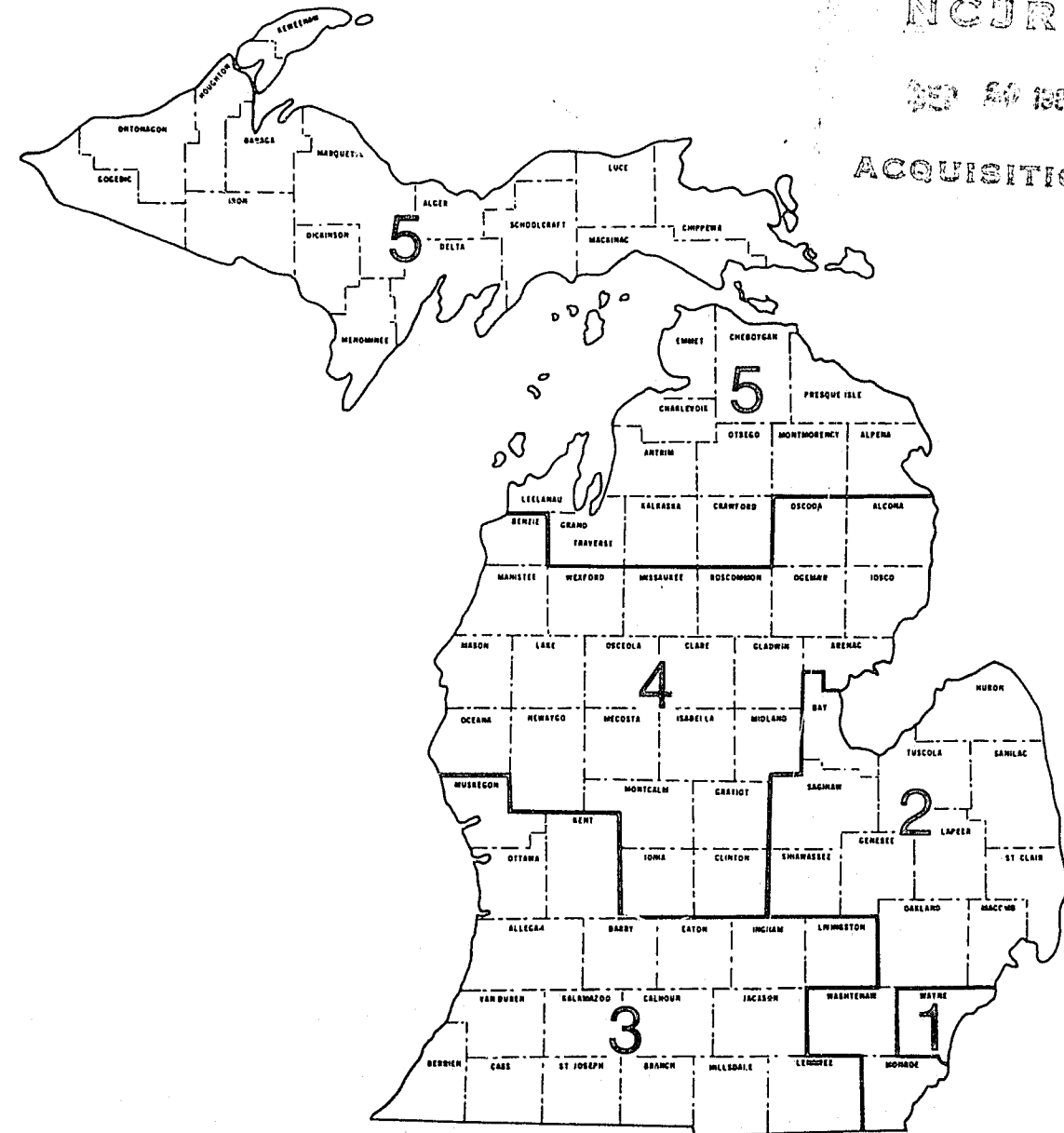
SHADED COUNTIES ARE SHOWN IN DETAIL ON REVERSE SIDE.

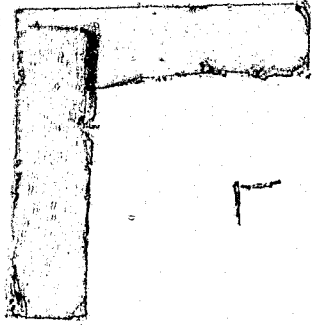
DISTRICT COURT



COURT ADMINISTRATIVE REGIONS

NCJRS
350 80 1382
ACQUISITIONS





District Court

1978-79 Supplement to Annual Report

Table of Contents

Page Number

Statewide Summary..... 1

REGION I

District Number

| | | |
|-------------|-------------------------------------|----|
| 16 | City of Livonia..... | 2 |
| 17 | Redford Township, Wayne County..... | 3 |
| 18 | City of Westland..... | 4 |
| 19 | City of Dearborn..... | 5 |
| 20 | City of Dearborn Heights..... | 6 |
| 21 | City of Garden City..... | 7 |
| 22 | City of Inkster..... | 8 |
| 24 - Div. 1 | City of Allen Park..... | 9 |
| 25 | City of Lincoln Park..... | 10 |
| 26 - Div. 1 | City of River Rouge..... | 11 |
| 26 - Div. 2 | City of Ecorse..... | 12 |
| 27 - Div. 1 | City of Wyandotte..... | 13 |
| 27 - Div. 2 | City of Riverview..... | 14 |
| 27 | Court Summary..... | 15 |
| 28 | City of Southgate..... | 16 |
| 29 | City of Wayne..... | 17 |
| 30 | City of Highland Park..... | 18 |
| 31 | City of Hamtramck..... | 19 |
| 32A | City of Harper Woods..... | 20 |
| 33 | City of Woodhaven..... | 21 |
| 34 | City of Romulus..... | 22 |
| 35 - Div. 1 | City of Northville..... | 23 |
| 35 - Div. 2 | City of Plymouth..... | 24 |
| 35 | Court Summary..... | 25 |
| | Region I Summary..... | 26 |

REGION II

District Number

| | | |
|-------------|--------------------------------------|----|
| 1 | Monroe County..... | 27 |
| 14 - Div. 1 | Washtenaw County Service Center..... | 28 |
| 14 - Div. 2 | Ypsilanti..... | 29 |
| 14 - Div. 3 | Chelsea..... | 30 |
| 14 - Div. 4 | Washtenaw County Service Center..... | 31 |
| 14 | Court Summary..... | 32 |
| 15 | City of Ann Arbor..... | 33 |
| 37 - Div. 1 | City of Warren..... | 34 |
| 37 - Div. 2 | City of Centerline..... | 35 |
| 37 | Court Summary..... | 36 |
| 39 - Div. 1 | City of Roseville..... | 37 |
| 39 - Div. 2 | City of Fraser..... | 38 |
| 39 | Court Summary..... | 39 |

REGION II (cont'd.)

| <u>District Number</u> | | <u>Page Number</u> |
|------------------------|---|--------------------|
| 40 | St. Clair Shores..... | 40 |
| 41A - Div. 1 | City of Sterling Heights..... | 41 |
| 41A - Div. 2 | Shelby Township..... | 42 |
| 41A | Court Summary..... | 43 |
| 41B - Div. 1 | City of Mt. Clemens..... | 44 |
| 41B - Div. 2 | Clinton Township..... | 45 |
| 41B | Court Summary..... | 46 |
| 42 - Div. 1 | Macomb County - Romeo..... | 47 |
| 42 - Div. 2 | Macomb County - New Baltimore..... | 48 |
| 42 | Court Summary..... | 49 |
| 43 - Div. 1 | City of Ferndale..... | 50 |
| 43 - Div. 2 | City of Hazel Park..... | 51 |
| 43 - Div. 3 | City of Madison Heights..... | 52 |
| 43 | Court Summary..... | 53 |
| 44 | City of Royal Oak..... | 54 |
| 45A | City of Berkley..... | 55 |
| 45B | City of Oak Park..... | 56 |
| 46 | City of Southfield..... | 57 |
| 47 - Div. 1 | City of Farmington Hills..... | 58 |
| 47 - Div. 2 | City of Farmington..... | 59 |
| 47 | Court Summary..... | 60 |
| 48 | Bloomfield Township..... | 61 |
| 50 | City of Pontiac..... | 62 |
| 51 | Waterford Township..... | 63 |
| 52-1 | Oakland County - Walled Lake..... | 64 |
| 52-2 | Oakland County - Clarkson..... | 65 |
| 52-3 | Oakland County - City of Rochester..... | 66 |
| 52-4 - Div. 2 | City of Troy..... | 67 |
| 66 | Shiawassee County..... | 68 |
| 67 - Div. 1 | Genesee County - Flushing..... | 69 |
| 67 - Div. 2A | Genesee County - Davison..... | 70 |
| 67 - Div. 2B | Genesee County - Burton..... | 71 |
| 67 - Div. 3 | Genesee County - Mt. Morris..... | 72 |
| 67 - Div. 4A | Genesee County - Fenton..... | 73 |
| 67 - Div. 4B | Genesee County - Grand Blanc..... | 74 |
| 67 - Div. 5 | Genesee County Central (Burton)..... | 75 |
| 67 | Court Summary..... | 76 |
| 68 | City of Flint..... | 77 |
| 70 | Saginaw County..... | 78 |
| 71A | Lapeer County..... | 79 |
| 71B | Tuscola County..... | 80 |
| 72 - Div. 1 | St. Clair County - Port Huron..... | 81 |
| 72 - Div. 2 | St. Clair County - Marine City..... | 82 |
| 72 | Court Summary..... | 83 |
| 73-1 | Huron County..... | 84 |
| 73-2 | Sanilac County..... | 85 |
| 74 | Bay County..... | 86 |
| | Region II Summary..... | 87 |

REGION III

| <u>District Number</u> | | <u>Page Number</u> |
|------------------------|-----------------------|--------------------|
| 2-1 | Lenawee County..... | 88 |
| 2-2 | Hillsdale County..... | 89 |
| 3-1 | Branch County..... | 90 |

REGION III (cont'd.)

| <u>District Number</u> | | <u>Page Number</u> |
|------------------------|--------------------------------|--------------------|
| 3-2 | St. Joseph County..... | 91 |
| 4 | Cass County..... | 92 |
| 5-1 | City of St. Joseph..... | 93 |
| 5-2 | City of Niles..... | 94 |
| 7-1 | City of Paw Paw..... | 95 |
| 7-2 | City of South Haven..... | 96 |
| 8 | Kalamazoo County..... | 97 |
| 9-1 | City of Kalamazoo..... | 98 |
| 9-2 | City of Portage..... | 99 |
| 10 - Div. 1 | City of Marshall..... | 100 |
| 10 - Div. 2 | City of Battle Creek..... | 101 |
| 10 - Div. 3 | City of Albion..... | 102 |
| 10 | Court Summary..... | 103 |
| 12 | Jackson County..... | 104 |
| 13 | City of Jackson..... | 105 |
| 53 | Livingston County..... | 106 |
| 54A | City of Lansing..... | 107 |
| 54B | City of East Lansing..... | 108 |
| 55 | Ingham County..... | 109 |
| 56 - Div. 1 | Barry County..... | 110 |
| 56 - Div. 2 | Eaton County..... | 111 |
| 56 | Court Summary..... | 112 |
| 57 | Allegan County..... | 113 |
| 58 - Div. 1 | City of Grand Haven..... | 114 |
| 58 - Div. 2 | City of Holland..... | 115 |
| 58 - Div. 3 | City of Hudsonville..... | 116 |
| 58 | Court Summary..... | 117 |
| 60 | Muskegon County..... | 118 |
| 61 | City of Grand Rapids..... | 119 |
| 62A | City of Wyoming..... | 120 |
| 62B | City of Kentwood..... | 121 |
| 63-1 | City of Rockford..... | 122 |
| 63-2 | City of East Grand Rapids..... | 123 |
| | Region III Summary..... | 124 |

REGION IV

| <u>District Number</u> | | <u>Page Number</u> |
|------------------------|----------------------|--------------------|
| 64A | Ionia County..... | 125 |
| 64B | Montcalm County..... | 126 |
| 65-1 | Gratiot County..... | 127 |
| 65-2 | Clinton County..... | 128 |
| 75 | Midland County..... | 129 |
| 76 | Isabella County..... | 130 |
| 77 - Div. 1 | Mecosta County..... | 131 |
| 77 - Div. 2 | Osceola County..... | 132 |
| 77 | Court Summary..... | 133 |
| 78 - Div. 1 | Lake County..... | 134 |
| 78 - Div. 2 | Newaygo County..... | 135 |
| 78 | Court Summary..... | 136 |
| 79 - Div. 1 | Mason County..... | 137 |
| 79 - Div. 2 | Oceana County..... | 138 |
| 79 | Court Summary..... | 139 |

REGION IV (cont'd.)

| <u>District Number</u> | | <u>Page Number</u> |
|------------------------|------------------------|--------------------|
| 80 - Div. 1 | Clare County..... | 140 |
| 80 - Div. 2 | Gladwin County..... | 141 |
| 80 | Court Summary..... | 142 |
| 81 - Div. 1 | Arenac County..... | 143 |
| 81 - Div. 2 | Iosco County..... | 144 |
| 81 | Court Summary..... | 145 |
| 82 - Div. 1 | Alcona County..... | 146 |
| 82 - Div. 2 | Ogemaw County..... | 147 |
| 82 - Div. 3 | Oscoda County..... | 148 |
| 82 | Court Summary..... | 149 |
| 84 - Div. 1 | Missaukee County..... | 150 |
| 84 - Div. 2 | Wexford County..... | 151 |
| 84 | Court Summary..... | 152 |
| 85 - Div. 1 | Benzie County..... | 153 |
| 85 - Div. 2 | Manistee County..... | 154 |
| 85 | Court Summary..... | 155 |
| | Region IV Summary..... | 156 |

REGION V

| <u>District Number</u> | | <u>Page Number</u> |
|------------------------|----------------------------|--------------------|
| 83 - Div. 1 | Crawford County..... | 157 |
| 83 - Div. 2 | Roscommon County..... | 158 |
| 83 | Court Summary..... | 159 |
| 86 - Div. 1 | Grand Traverse County..... | 160 |
| 86 - Div. 2 | Leelanau County..... | 161 |
| 86 | Court Summary..... | 162 |
| 87 - Div. 1 | Antrim County..... | 163 |
| 87 - Div. 2 | Kalkaska County..... | 164 |
| 87 - Div. 3 | Otsego County..... | 165 |
| 87 | Court Summary..... | 166 |
| 88 - Div. 1 | Alpena County..... | 167 |
| 88 - Div. 2 | Montmorency County..... | 168 |
| 88 | Court Summary..... | 169 |
| 89 - Div. 1 | Cheboygan County..... | 170 |
| 89 - Div. 2 | Presque Isle County..... | 171 |
| 89 | Court Summary..... | 172 |
| 90 - Div. 1 | Charlevoix County..... | 173 |
| 90 - Div. 2 | Emmet County..... | 174 |
| 90 | Court Summary..... | 175 |
| 91 | Chippewa County..... | 176 |
| 92 - Div. 1 | Euce County..... | 177 |
| 92 - Div. 2 | Mackinac County..... | 178 |
| 92 | Court Summary..... | 179 |
| 93 - Div. 1 | Alger County..... | 180 |
| 93 - Div. 2 | Schoolcraft County..... | 181 |
| 93 | Court Summary..... | 182 |
| 94 | Delta County..... | 183 |
| 95A | Menominee County..... | 184 |
| 95B - Div. 1 | Dickinson County..... | 185 |
| 95B - Div. 2 | Iron County..... | 186 |
| 95B | Court Summary..... | 187 |
| 96 | Marquette County..... | 188 |
| 97 - Div. 1 | Baraga County..... | 189 |

REGION V (cont'd.)

| <u>District Number</u> | | <u>Page Number</u> |
|------------------------|-----------------------|--------------------|
| 97 - Div. 2 | Houghton County..... | 190 |
| 97 - Div. 3 | Keweenaw County..... | 191 |
| 97 | Court Summary..... | 192 |
| 98 - Div. 1 | Gogebic County..... | 193 |
| 98 - Div. 2 | Ontonagon County..... | 194 |
| 98 | Court Summary..... | 195 |
| | Region V Summary..... | 196 |

REPORT OF DISTRICT COURT CASELOAD

STATEWIDE SUMMARY

| ***** | | | | | | | | | | |
|---|-------|--------|--------|--------|--------|--------|---------|-------|-------|---------|
| * CRIMINAL * CIVIL * T * | | | | | | | | | | |
| ***** | | | | | | | | | | |
| * STATE OFFENSE * STATE * ORDINANCE * * * * * O * | | | | | | | | | | |
| ***** | | | | | | | | | | |
| L | ORD. | ***** | | | | | | | | |
| I | NON | AND | NON | CIVIL | SMALL | MARY | ***** | | | |
| N | TRAF- | TRAF- | PARK- | TRAF- | TRAF- | CIVIL | CLAIMS* | PROC. | ***** | |
| E | FIC | FIC | ING | FIC | FIC | | | | ***** | |
| ***** | | | | | | | | | | |
| PENDING CASES AT THE BEGINNING OF THE YEAR..... | | | | | | | | | | |
| INACTIVE BENCH WARRANTS..... | 10 | 10224 | 7791 | 19129 | 18819 | 8686 | 660 | 98 | 18 | 65425 |
| INACTIVE: NON-SERVICE..... | 20 | 62251 | 21687 | 111996 | 76025 | 13751 | 18442 | 4575 | 2587 | 311314 |
| TOTAL (ADD LINES 10 AND 20)..... | 30 | 72475 | 29478 | 131125 | 94844 | 22437 | 19102 | 4673 | 2605 | 376739 |
| ACTIVE PENDING..... | 40 | 53518 | 19366 | 54394 | 75768 | 19859 | 25515 | 6106 | 4426 | 258952 |
| NEW CASES FILED THIS YEAR..... | 50 | 631828 | 148382 | 298557 | 801429 | 81106 | 109798 | 53965 | 56908 | 2181973 |
| SUBTOTAL ACTIVE..... | 60 | 685346 | 167748 | 352951 | 877197 | 100965 | 135313 | 60071 | 61334 | 2440925 |
| RE-OPENED CASES..... | | | | | | | | | | |
| REMANDS FROM HIGHER COURTS..... | 70 | 111 | 1118 | 0 | 16 | 18 | 787 | 0 | 4 | 2054 |
| PROBATION VIOLATIONS..... | 80 | 1030 | 1532 | 1 | 758 | 666 | 0 | 0 | 0 | 3987 |
| MISTRIALS..... | 85 | 10 | 25 | 0 | 4 | 9 | 12 | 1 | 1 | 62 |
| APPEARANCE AFTER BENCH WARRANT ISSUED..... | 90 | 8256 | 5610 | 8798 | 14258 | 5226 | 230 | 42 | 3 | 42423 |
| SERVICE MADE/ARRAIGNMENT..... | 95 | 62375 | 31618 | 57661 | 87464 | 11942 | 58120 | 23684 | 17874 | 350738 |
| OTHER..... | 100 | 6495 | 5272 | 1607 | 4396 | 1437 | 8262 | 3068 | 1973 | 32510 |
| SUBTOTAL (ADD LINES 70 THROUGH 100)..... | 110 | 78277 | 45175 | 68067 | 106896 | 19298 | 67411 | 26795 | 19855 | 431774 |
| TOTAL ACTIVE CASELOAD THIS YEAR (ADD LINES 60 AND 110)..... | 120 | 763623 | 212923 | 421018 | 984093 | 120263 | 202724 | 86866 | 81189 | 2872699 |
| JUDICIAL DISPOSITIONS..... | | | | | | | | | | |
| GUILTY PLEAS..... | 130 | 90244 | 44965 | 21708 | 123967 | 34147 | 0 | 0 | 0 | 315031 |
| TRIALS WITHOUT JURY..... | 140 | 9302 | 4654 | 1622 | 26150 | 6588 | 5529 | 10218 | 13129 | 77192 |
| TRIALS BY JURY..... | 150 | 1135 | 1025 | 7 | 868 | 508 | 663 | 0 | 128 | 4334 |
| DISMISSALS..... | 160 | 29108 | 21969 | 26110 | 50078 | 16826 | 23948 | 14443 | 14088 | 196570 |
| PELIMINARY EXAMS WAIVED..... | 170 | 563 | 1116 | 0 | 0 | 0 | 0 | 0 | 0 | 11724 |
| PELIMINARY EXAMS CONDUCTED..... | 175 | 231 | 11099 | 0 | 0 | 1 | 0 | 0 | 0 | 11331 |
| BENCH WARRANTS..... | 180 | 9513 | 6455 | 3222 | 16720 | 6144 | 324 | 42 | 2 | 42422 |
| NO PROGRESS..... | 185 | 0 | 0 | 0 | 0 | 0 | 7438 | 2516 | 1451 | 11375 |
| OTHER JUDICIAL DISPOSITIONS..... | 190 | 16815 | 10338 | 20347 | 19090 | 4766 | 67399 | 24657 | 27800 | 191212 |
| SUBTOTAL (ADD LINES 130 THROUGH 190)..... | 200 | 156911 | 111666 | 73016 | 236873 | 68980 | 105271 | 51876 | 56598 | 861191 |
| OTHER DISPOSITIONS..... | | | | | | | | | | |
| MAGISTRATES..... | 210 | 190970 | 36004 | 20821 | 81414 | 5156 | 0 | 0 | 0 | 334365 |
| TRAFFIC BUREAU..... | 220 | 275724 | 8468 | 173733 | 483690 | 9963 | 0 | 0 | 0 | 951578 |
| NON-SERVICE..... | 230 | 67067 | 32896 | 64351 | 95477 | 13794 | 63305 | 25677 | 18027 | 380594 |
| SUBTOTAL (ADD LINES 210 THROUGH 230)..... | 240 | 533761 | 77368 | 258905 | 650581 | 28913 | 63305 | 25677 | 18027 | 1666537 |
| TOTAL DISPOSITIONS (ADD LINES 200 AND 240)..... | 250 | 690672 | 189034 | 331921 | 897454 | 97893 | 168576 | 77553 | 74625 | 2527728 |
| PENDING CASES AT THE END OF YEAR..... | | | | | | | | | | |
| INACTIVE: BENCH WARRANTS (LINES 10 - 90 + 180)..... | 260 | 11481 | 8636 | 13553 | 21281 | 9604 | 754 | 98 | 17 | 65424 |
| INACTIVE: NON-SERVICE (LINES 20 - 95 + 230)..... | 270 | 66943 | 22965 | 118686 | 84038 | 15603 | 23627 | 6568 | 2740 | 341170 |
| ACTIVE PENDING (SUBTRACT LINE 250 FROM LINE 120)..... | 280 | 72951 | 23889 | 8908 | 86639 | 22370 | 34148 | 9313 | 6564 | 344971 |
| TOTAL CASES PENDING AT END OF YEAR (LINES 260+270+280)..... | 290 | 151375 | 55490 | 221336 | 191958 | 47577 | 58529 | 15979 | 9321 | 751565 |
| CIVIL CASES PENDING OVER 1 YEAR..... | | | | | | | | | | |
| | 300 | 0 | 0 | 0 | 0 | 0 | 12353 | 2221 | 1226 | 15800 |

NOTE: The following courts are not included in this summary because they have not reported: #16 (Livonia); #26 - Div. 2 (Ecorse); #56 - Div. 1 (Barry County); #62B (Kentwood); #78 - Div. 2 (Newaygo County).

REPORT OF DISTRICT CASELOAD

REGION 1

DISTRICT #16

CITY OF LIVONIA

| ***** | | | | | | | | | | |
|--|-----|---|---|---|---|---|---|---|---|---|
| * C R I M I N A L * C I V I L * T * | | | | | | | | | | |
| * STATE OFFENSE * STATE * ORDINANCE * * * * * O * | | | | | | | | | | |
| L ***** ORD. ***** * * * * * A * | | | | | | | | | | |
| I * * NON * AND * * NON * * SMALL * MARY * L * | | | | | | | | | | |
| N * TRAF- * TRAF- * PARK- * TRAF- * TRAF- * CIVIL * CLAIMS * PRQC. * S * | | | | | | | | | | |
| E * FIC * FIC * ING * FIC * FIC * * * * * * * * * * | | | | | | | | | | |
| ***** | | | | | | | | | | |
| PENDING CASES AT THE BEGINNING OF THE YEAR..... | | | | | | | | | | |
| INACTIVE BENCH WARRANTS..... | 10 | 0 | 0 | 0 | 0 | 0 | 0 | 0 | 0 | 0 |
| INACTIVE: NON-SERVICE..... | 20 | 0 | 0 | 0 | 0 | 0 | 0 | 0 | 0 | 0 |
| TOTAL (ADD LINES 10 AND 20)..... | 30 | 0 | 0 | 0 | 0 | 0 | 0 | 0 | 0 | 0 |
| ACTIVE PENDING..... | 40 | 0 | 0 | 0 | 0 | 0 | 0 | 0 | 0 | 0 |
| NEW CASES FILED THIS YEAR..... | 50 | 0 | 0 | 0 | 0 | 0 | 0 | 0 | 0 | 0 |
| SUBTOTAL ACTIVE..... | 60 | 0 | 0 | 0 | 0 | 0 | 0 | 0 | 0 | 0 |
| RE-OPENED CASES..... | | | | | | | | | | |
| REMANDS FROM HIGHER COURTS..... | 70 | 0 | 0 | 0 | 0 | 0 | 0 | 0 | 0 | 0 |
| PROBATION VIOLATIONS..... | 80 | 0 | 0 | 0 | 0 | 0 | 0 | 0 | 0 | 0 |
| MISTRIALS..... | 85 | 0 | 0 | 0 | 0 | 0 | 0 | 0 | 0 | 0 |
| APPEARANCE AFTER BENCH WARRANT ISSUED..... | 90 | 0 | 0 | 0 | 0 | 0 | 0 | 0 | 0 | 0 |
| SERVICE MADE/ARRAIGNMENT..... | 95 | 0 | 0 | 0 | 0 | 0 | 0 | 0 | 0 | 0 |
| OTHER..... | 100 | 0 | 0 | 0 | 0 | 0 | 0 | 0 | 0 | 0 |
| SUBTOTAL (ADD LINES 70 THROUGH 100)..... | 110 | 0 | 0 | 0 | 0 | 0 | 0 | 0 | 0 | 0 |
| TOTAL ACTIVE CASELOAD THIS YEAR (ADD LINES 60 AND 110)..... | 120 | 0 | 0 | 0 | 0 | 0 | 0 | 0 | 0 | 0 |
| JUDICIAL DISPOSITIONS..... | | | | | | | | | | |
| GUILTY PLEAS..... | 130 | 0 | 0 | 0 | 0 | 0 | 0 | 0 | 0 | 0 |
| TRIALS WITHOUT JURY..... | 140 | 0 | 0 | 0 | 0 | 0 | 0 | 0 | 0 | 0 |
| TRIALS BY JURY..... | 150 | 0 | 0 | 0 | 0 | 0 | 0 | 0 | 0 | 0 |
| DISMISSALS..... | 160 | 0 | 0 | 0 | 0 | 0 | 0 | 0 | 0 | 0 |
| PELIMINARY EXAMS WAIVED..... | 170 | 0 | 0 | 0 | 0 | 0 | 0 | 0 | 0 | 0 |
| PELIMINARY EXAMS CONDUCTED..... | 175 | 0 | 0 | 0 | 0 | 0 | 0 | 0 | 0 | 0 |
| BENCH WARRANTS..... | 180 | 0 | 0 | 0 | 0 | 0 | 0 | 0 | 0 | 0 |
| NO PROGRESS..... | 185 | 0 | 0 | 0 | 0 | 0 | 0 | 0 | 0 | 0 |
| OTHER JUDICIAL DISPOSITIONS..... | 190 | 0 | 0 | 0 | 0 | 0 | 0 | 0 | 0 | 0 |
| SUBTOTAL (ADD LINES 130 THROUGH 190)..... | 200 | 0 | 0 | 0 | 0 | 0 | 0 | 0 | 0 | 0 |
| OTHER DISPOSITIONS..... | | | | | | | | | | |
| MAGISTRATES..... | 210 | 0 | 0 | 0 | 0 | 0 | 0 | 0 | 0 | 0 |
| TRAFFIC BUREAU..... | 220 | 0 | 0 | 0 | 0 | 0 | 0 | 0 | 0 | 0 |
| NON-SERVICE..... | 230 | 0 | 0 | 0 | 0 | 0 | 0 | 0 | 0 | 0 |
| SUBTOTAL (ADD LINES 210 THROUGH 230)..... | 240 | 0 | 0 | 0 | 0 | 0 | 0 | 0 | 0 | 0 |
| TOTAL DISPOSITIONS (ADD LINES 200 AND 240)..... | 250 | 0 | 0 | 0 | 0 | 0 | 0 | 0 | 0 | 0 |
| PENDING CASES AT THE END OF YEAR..... | | | | | | | | | | |
| INACTIVE: BENCH WARRANTS (LINES 10 - 90 + 180)..... | 260 | 0 | 0 | 0 | 0 | 0 | 0 | 0 | 0 | 0 |
| INACTIVE: NON-SERVICE (LINES 20 - 95 + 230)..... | 270 | 0 | 0 | 0 | 0 | 0 | 0 | 0 | 0 | 0 |
| ACTIVE PENDING (SUBTRACT LINE 250 FROM LINE 120)..... | 280 | 0 | 0 | 0 | 0 | 0 | 0 | 0 | 0 | 0 |
| TOTAL CASES PENDING AT END OF YEAR(LINES 260+270+280)..... | 290 | 0 | 0 | 0 | 0 | 0 | 0 | 0 | 0 | 0 |
| CIVIL CASES PENDING OVER 1 YEAR..... | 300 | 0 | 0 | 0 | 0 | 0 | 0 | 0 | 0 | 0 |

REPORT OF DISTRICT CASELOAD

REGION 1

DISTRICT #17

REDFORD TOWNSHIP, WAYNE COUNTY

| ***** | | | | | | | | | |
|---|---------------------|---------|-------------|---------|---------|---------------|--------|-------|-------|
| | * C R I M I N A L * | | | | | * C I V I L * | | | T |
| | ***** | | | | | | | | |
| | * STATE OFFENSE | * STATE | * ORDINANCE | | | | | | |
| L | ***** | | | | | | | SUM- | |
| I | * NON | * AND | * NON | | | CIVIL | SMALL | MARY | A |
| N | * TRAF- | * TRAF- | * PARK- | * TRAF- | * TRAF- | | CLAIMS | PROC. | L |
| E | * FIC | * FIC | * ING | * FIC | * FIC | | | | S |
| ***** | | | | | | | | | |
| PENDING CASES AT THE BEGINNING OF THE YEAR..... | | | | | | | | | |
| INACTIVE BENCH WARRANTS..... | 10 | 28 | 37 | 16 | 182 | 155 | 0 | 0 | 418 |
| INACTIVE: NON-SERVICE..... | 20 | 162 | 139 | 1391 | 1048 | 191 | 9 | 9 | 2950 |
| TOTAL (ADD LINES 10 AND 20)..... | 30 | 190 | 176 | 1407 | 1230 | 346 | 9 | 9 | 3368 |
| ACTIVE PENDING..... | 40 | 15 | 7 | 6 | 606 | 95 | 69 | 0 | 800 |
| NEW CASES FILED THIS YEAR..... | 50 | 625 | 304 | 565 | 7074 | 914 | 333 | 194 | 10055 |
| SUBTOTAL ACTIVE..... | 60 | 640 | 311 | 571 | 7680 | 1009 | 402 | 194 | 10855 |
| RE-OPENED CASES..... | | | | | | | | | |
| REMANDS FROM HIGHER COURTS..... | 70 | 0 | 1 | 0 | 1 | 1 | 0 | 0 | 3 |
| PROBATION VIOLATIONS..... | 80 | 1 | 10 | 0 | 33 | 34 | 0 | 0 | 78 |
| MISTRIALS..... | 85 | 0 | 0 | 0 | 0 | 0 | 0 | 0 | 0 |
| APPEARANCE AFTER BENCH WARRANT ISSUED..... | 90 | 3 | 13 | 1 | 71 | 68 | 2 | 0 | 158 |
| SERVICE MADE/ARRAIGNMENT..... | 95 | 84 | 35 | 145 | 751 | 162 | 133 | 83 | 1401 |
| OTHER..... | 100 | 2 | 25 | 0 | 2 | 0 | 4 | 1 | 34 |
| SUBTOTAL (ADD LINES 70 THROUGH 100)..... | 110 | 90 | 84 | 146 | 858 | 265 | 139 | 84 | 1674 |
| TOTAL ACTIVE CASELOAD THIS YEAR (ADD LINES 60 AND 110)..... | 120 | 730 | 395 | 717 | 8538 | 1274 | 541 | 278 | 12529 |
| JUDICIAL DISPOSITIONS..... | | | | | | | | | |
| GUILTY PLEAS..... | 130 | 114 | 59 | 14 | 888 | 380 | 0 | 0 | 1455 |
| TRIALS WITHOUT JURY..... | 140 | 9 | 10 | 17 | 200 | 118 | 42 | 29 | 447 |
| TRIALS BY JURY..... | 150 | 0 | 0 | 0 | 2 | 2 | 7 | 0 | 11 |
| DISMISSALS..... | 160 | 64 | 32 | 21 | 402 | 140 | 69 | 58 | 801 |
| PELIMINARY EXAMS WAIVED..... | 170 | 3 | 99 | 0 | 0 | 0 | 0 | 0 | 102 |
| PELIMINARY EXAMS CONDUCTED..... | 175 | 2 | 70 | 0 | 0 | 0 | 0 | 0 | 72 |
| BENCH WARRANTS..... | 180 | 15 | 12 | 3 | 140 | 73 | 3 | 0 | 246 |
| NO PROGRESS..... | 185 | 0 | 0 | 0 | 0 | 0 | 14 | 0 | 14 |
| OTHER JUDICIAL DISPOSITIONS..... | 190 | 1 | 7 | 1 | 17 | 43 | 131 | 89 | 299 |
| SUBTOTAL (ADD LINES 130 THROUGH 190)..... | 200 | 208 | 289 | 56 | 1649 | 756 | 266 | 176 | 3447 |
| OTHER DISPOSITIONS..... | | | | | | | | | |
| MAGISTRATES..... | 210 | 0 | 0 | 0 | 0 | 0 | 0 | 0 | 0 |
| TRAFFIC BUREAU..... | 220 | 265 | 4 | 116 | 4676 | 118 | 0 | 0 | 5179 |
| NON-SERVICE..... | 230 | 115 | 88 | 537 | 923 | 375 | 131 | 95 | 2271 |
| SUBTOTAL (ADD LINES 210 THROUGH 230)..... | 240 | 380 | 92 | 653 | 5599 | 493 | 131 | 95 | 7450 |
| TOTAL DISPOSITIONS (ADD LINES 200 AND 240)..... | 250 | 588 | 381 | 709 | 7248 | 1249 | 397 | 271 | 10897 |
| PENDING CASES AT THE END OF YEAR..... | | | | | | | | | |
| INACTIVE: BENCH WARRANTS (LINES 10 - 90 + 180)..... | 260 | 40 | 36 | 18 | 251 | 160 | 1 | 0 | 506 |
| INACTIVE: NON-SERVICE (LINES 20 - 95 + 230)..... | 270 | 193 | 192 | 1783 | 1220 | 404 | 7 | 21 | 3820 |
| ACTIVE PENDING (SUBTRACT LINE 250 FROM LINE 120)..... | 280 | 142 | 14 | 8 | 1290 | 25 | 144 | 7 | 1632 |
| TOTAL CASES PENDING AT END OF YEAR(LINES 260+270+280)..... | 290 | 375 | 242 | 1809 | 2761 | 589 | 152 | 28 | 5958 |
| CIVIL CASES PENDING OVER 1 YEAR..... | 300 | 0 | 0 | 0 | 0 | 0 | 75 | 0 | 75 |

REPORT OF DISTRICT CASELOAD

REGION 1

DISTRICT #18

CITY OF WESTLAND

| ***** | | | | | | | | | | |
|--|-----|------|------|------|-------|------|-----|-----|-----|-------|
| * CRIMINAL * CIVIL * T * | | | | | | | | | | |
| ***** | | | | | | | | | | |
| * STATE OFFENSE * STATE * ORDINANCE * * * * * | | | | | | | | | | |
| L ***** ORD. ***** * * * * * | | | | | | | | | | |
| I * * NON * AND * NON * * SMALL * MARY * L * | | | | | | | | | | |
| N * TRAF- * TRAF- * PARK- * TRAF- * TRAF- * CIVIL * CLAIMS * PROC. * S * | | | | | | | | | | |
| E * FIC * FIC * ING * FIC * FIC * * * * * * * * * * | | | | | | | | | | |
| ***** | | | | | | | | | | |
| PENDING CASES AT THE BEGINNING OF THE YEAR..... | | | | | | | | | | |
| INACTIVE BENCH WARRANTS..... | 10 | 369 | 409 | 0 | 2592 | 1112 | 0 | 0 | 0 | 4482 |
| INACTIVE: NON-SERVICE..... | 20 | 690 | 556 | 0 | 6798 | 1344 | 0 | 0 | 0 | 9388 |
| TOTAL (ADD LINES 10 AND 20)..... | 30 | 1059 | 965 | 0 | 9390 | 2456 | 0 | 0 | 0 | 13870 |
| ACTIVE PENDING..... | 40 | 3 | 199 | 1086 | 2369 | 728 | 206 | 69 | 75 | 4735 |
| NEW CASES FILED THIS YEAR..... | 50 | 1121 | 967 | 2652 | 9260 | 710 | 365 | 151 | 382 | 15608 |
| SUBTOTAL ACTIVE..... | 60 | 1124 | 1166 | 3738 | 11629 | 1438 | 571 | 220 | 457 | 20343 |
| RE-OPENED CASES..... | | | | | | | | | | |
| REMANDS FROM HIGHER COURTS..... | 70 | 0 | 0 | 0 | 0 | 0 | 0 | 0 | 0 | 0 |
| PROBATION VIOLATIONS..... | 80 | 96 | 19 | 0 | 150 | 10 | 0 | 0 | 0 | 275 |
| MISTRIALS..... | 85 | 0 | 0 | 0 | 0 | 0 | 0 | 0 | 0 | 0 |
| APPEARANCE AFTER BENCH WARRANT ISSUED..... | 90 | 69 | 0 | 0 | 87 | 9 | 0 | 0 | 0 | 165 |
| SERVICE MADE/ARRAIGNMENT..... | 95 | 341 | 398 | 0 | 2754 | 465 | 0 | 0 | 0 | 3958 |
| OTHER..... | 100 | 0 | 0 | 0 | 0 | 0 | 0 | 0 | 0 | 0 |
| SUBTOTAL (ADD LINES 70 THROUGH 100)..... | 110 | 506 | 417 | 0 | 2991 | 484 | 0 | 0 | 0 | 4398 |
| TOTAL ACTIVE CASELOAD THIS YEAR (ADD LINES 60 AND 110)..... | 120 | 1630 | 1583 | 3738 | 14620 | 1922 | 571 | 220 | 457 | 24741 |
| JUDICIAL DISPOSITIONS..... | | | | | | | | | | |
| GUILTY PLEAS..... | 130 | 463 | 219 | 534 | 5543 | 285 | 0 | 0 | 0 | 7049 |
| TRIALS WITHOUT JURY..... | 140 | 181 | 311 | 0 | 1152 | 202 | 126 | 86 | 62 | 2120 |
| TRIALS BY JURY..... | 150 | 7 | 7 | 0 | 1 | 0 | 13 | 0 | 0 | 28 |
| DISMISSALS..... | 160 | 165 | 95 | 0 | 1429 | 286 | 111 | 23 | 300 | 2409 |
| PELIMINARY EXAMS WAIVED..... | 170 | 45 | 12 | 0 | 0 | 0 | 0 | 0 | 0 | 57 |
| PELIMINARY EXAMS CONDUCTED..... | 175 | 21 | 13 | 0 | 0 | 0 | 0 | 0 | 0 | 34 |
| BENCH WARRANTS..... | 180 | 11 | 9 | 0 | 1156 | 156 | 0 | 0 | 0 | 1332 |
| NO PROGRESS..... | 185 | 0 | 0 | 0 | 0 | 0 | 35 | 0 | 0 | 35 |
| OTHER JUDICIAL DISPOSITIONS..... | 190 | 0 | 0 | 0 | 33 | 7 | 0 | 0 | 0 | 40 |
| SUBTOTAL (ADD LINES 130 THROUGH 190)..... | 200 | 893 | 666 | 534 | 9319 | 936 | 285 | 109 | 362 | 13104 |
| OTHER DISPOSITIONS..... | | | | | | | | | | |
| MAGISTRATES..... | 210 | 0 | 0 | 0 | 0 | 0 | 0 | 0 | 0 | 0 |
| TRAFFIC BUREAU..... | 220 | 0 | 0 | 0 | 0 | 0 | 0 | 0 | 0 | 0 |
| NON-SERVICE..... | 230 | 537 | 583 | 935 | 2953 | 478 | 0 | 0 | 0 | 5486 |
| SUBTOTAL (ADD LINES 210 THROUGH 230)..... | 240 | 537 | 583 | 935 | 2953 | 478 | 0 | 0 | 0 | 5486 |
| TOTAL DISPOSITIONS (ADD LINES 200 AND 240)..... | 250 | 1430 | 1249 | 1469 | 12272 | 1411 | 285 | 109 | 362 | 18590 |
| PENDING CASES AT THE END OF YEAR..... | | | | | | | | | | |
| INACTIVE: BENCH WARRANTS (LINES 10 - 90 + 180)..... | 260 | 311 | 418 | 0 | 3661 | 1259 | 0 | 0 | 0 | 5649 |
| INACTIVE: NON-SERVICE (LINES 20 - 95 + 230)..... | 270 | 886 | 741 | 935 | 6997 | 1357 | 0 | 0 | 0 | 10916 |
| ACTIVE PENDING (SUBTRACT LINE 250 FROM LINE 120)..... | 280 | 200 | 334 | 2269 | 2348 | 508 | 286 | 111 | 95 | 6151 |
| TOTAL CASES PENDING AT END OF YEAR(LINES 260+270+280)..... | 290 | 1397 | 1493 | 3204 | 13006 | 3124 | 286 | 111 | 95 | 22716 |
| CIVIL CASES PENDING OVER 1 YEAR..... | 300 | 0 | 0 | 0 | 0 | 0 | 0 | 0 | 0 | 0 |

REPORT OF DISTRICT CASELOAD

REGION 1

DISTRICT #19

CITY OF DEARBORN

| ***** | | | | | | | | | | |
|--|-----|-----|-----|-------|-------|------|------|-----|-----|-------|
| * CRIMINAL * CIVIL * T * | | | | | | | | | | |
| ***** | | | | | | | | | | |
| * STATE OFFENSE * STATE * ORDINANCE * * * * * T * | | | | | | | | | | |
| L ***** ORD. ***** SUM- * A * | | | | | | | | | | |
| I * TRAF- * NON * AND * NON * CIVIL * SMALL * MARY * L * | | | | | | | | | | |
| E * FIC * FIC * ING * TRAF- * TRAF- * CIVIL * CLAIMS * PROC. * S * | | | | | | | | | | |
| ***** | | | | | | | | | | |
| PENDING CASES AT THE BEGINNING OF THE YEAR..... | | | | | | | | | | |
| INACTIVE BENCH WARRANTS..... | 10 | 86 | 32 | 17739 | 1514 | 686 | 222 | 37 | 12 | 20328 |
| INACTIVE: NON-SERVICE..... | 20 | 0 | 0 | 0 | 0 | 0 | 0 | 0 | 0 | 0 |
| TOTAL (ADD LINES 10 AND 20)..... | 30 | 86 | 32 | 17739 | 1514 | 686 | 222 | 37 | 12 | 20328 |
| ACTIVE PENDING..... | 40 | 25 | 64 | 1967 | 517 | 1 | 0 | 0 | 0 | 2574 |
| NEW CASES FILED THIS YEAR..... | 50 | 241 | 235 | 26440 | 18743 | 2494 | 1386 | 496 | 141 | 50176 |
| SUBTOTAL ACTIVE..... | 60 | 266 | 299 | 28407 | 19260 | 2495 | 1386 | 496 | 141 | 52750 |
| RE-OPENED CASES..... | | | | | | | | | | |
| REMANDS FROM HIGHER COURTS..... | 70 | 0 | 0 | 0 | 0 | 0 | 97 | 0 | 0 | 97 |
| PROBATION VIOLATIONS..... | 80 | 0 | 0 | 0 | 7 | 17 | 0 | 0 | 0 | 24 |
| MISTRIALS..... | 85 | 0 | 0 | 0 | 0 | 0 | 0 | 0 | 0 | 0 |
| APPEARANCE AFTER BENCH WARRANT ISSUED..... | 90 | 38 | 13 | 6780 | 2348 | 463 | 0 | 0 | 0 | 9642 |
| SERVICE MADE/ARRAIGNMENT..... | 95 | 0 | 0 | 0 | 0 | 0 | 0 | 0 | 0 | 0 |
| OTHER..... | 100 | 0 | 0 | 0 | 0 | 0 | 1288 | 487 | 131 | 1906 |
| SUBTOTAL (ADD LINES 70 THROUGH 100)..... | 110 | 38 | 13 | 6780 | 2355 | 480 | 1385 | 487 | 131 | 11669 |
| TOTAL ACTIVE CASELOAD THIS YEAR (ADD LINES 60 AND 110)..... | 120 | 304 | 312 | 35187 | 21615 | 2975 | 2771 | 983 | 272 | 64419 |
| JUDICIAL DISPOSITIONS..... | | | | | | | | | | |
| GUILTY PLEAS..... | 130 | 99 | 18 | 871 | 3215 | 1319 | 0 | 0 | 0 | 5522 |
| TRIALS WITHOUT JURY..... | 140 | 45 | 3 | 84 | 1356 | 889 | 81 | 142 | 56 | 2656 |
| TRIALS BY JURY..... | 150 | 0 | 0 | 0 | 3 | 17 | 25 | 0 | 0 | 45 |
| DISMISSALS..... | 160 | 30 | 4 | 584 | 578 | 163 | 132 | 100 | 21 | 1612 |
| PELIMINARY EXAMS WAIVED..... | 170 | 0 | 125 | 0 | 0 | 0 | 0 | 0 | 0 | 125 |
| PELIMINARY EXAMS CONDUCTED..... | 175 | 0 | 86 | 0 | 0 | 0 | 0 | 0 | 0 | 86 |
| BENCH WARRANTS..... | 180 | 58 | 35 | 380 | 1974 | 511 | 0 | 0 | 0 | 2958 |
| NO PROGRESS..... | 185 | 0 | 0 | 0 | 0 | 0 | 77 | 3 | 0 | 80 |
| OTHER JUDICIAL DISPOSITIONS..... | 190 | 0 | 0 | 0 | 927 | 0 | 905 | 207 | 69 | 2108 |
| SUBTOTAL (ADD LINES 130 THROUGH 190)..... | 200 | 232 | 271 | 1919 | 8053 | 2899 | 1220 | 452 | 146 | 15192 |
| OTHER DISPOSITIONS..... | | | | | | | | | | |
| MAGISTRATES..... | 210 | 0 | 0 | 0 | 0 | 0 | 0 | 0 | 0 | 0 |
| TRAFFIC BUREAU..... | 220 | 71 | 0 | 20726 | 8631 | 0 | 0 | 0 | 0 | 29428 |
| NON-SERVICE..... | 230 | 0 | 0 | 12 | 48 | 0 | 0 | 0 | 0 | 60 |
| SUBTOTAL (ADD LINES 210 THROUGH 230)..... | 240 | 71 | 0 | 20738 | 8679 | 0 | 0 | 0 | 0 | 29488 |
| TOTAL DISPOSITIONS (ADD LINES 200 AND 240)..... | 250 | 303 | 271 | 22657 | 16732 | 2899 | 1220 | 452 | 146 | 44680 |
| PENDING CASES AT THE END OF YEAR..... | | | | | | | | | | |
| INACTIVE: BENCH WARRANTS (LINES 10 - 90 + 180)..... | 260 | 106 | 54 | 11339 | 1140 | 734 | 222 | 37 | 12 | 13644 |
| INACTIVE: NON-SERVICE (LINES 20 - 95 + 230)..... | 270 | 0 | 0 | 12 | 48 | 0 | 0 | 0 | 0 | 60 |
| ACTIVE PENDING (SUBTRACT LINE 250 FROM LINE 120)..... | 280 | 1 | 41 | 12530 | 4883 | 76 | 1551 | 531 | 126 | 19739 |
| TOTAL CASES PENDING AT END OF YEAR(LINES 260+270+280)..... | 290 | 107 | 95 | 23881 | 6071 | 810 | 1773 | 568 | 138 | 33443 |
| CIVIL CASES PENDING OVER 1 YEAR..... | 300 | 0 | 0 | 0 | 0 | 0 | 0 | 0 | 0 | 0 |

REPORT OF DISTRICT CASELOAD

REGION 1

DISTRICT #20

CITY OF DEARBORN HEIGHTS

| ***** | | | | | | | | | | |
|---|-------|---------------|-------|---------------|-----------|-------|-------|-------|-------|-------|
| * CRIMINAL * | | | | | * CIVIL * | | | * T * | | |
| ***** | | | | | | | | | | |
| * STATE OFFENSE * | | * STATE ORD * | | * ORDINANCE * | | * * * | | * T * | | |
| ***** | | | | | | | | | | |
| L | * * * | * * * | * * * | * * * | * * * | * * * | * * * | * * * | * * * | |
| I | * * * | * * * | * * * | * * * | * * * | * * * | * * * | * * * | * * * | |
| N | * * * | * * * | * * * | * * * | * * * | * * * | * * * | * * * | * * * | |
| E | * * * | * * * | * * * | * * * | * * * | * * * | * * * | * * * | * * * | |
| ***** | | | | | | | | | | |
| PENDING CASES AT THE BEGINNING OF THE YEAR..... | | | | | | | | | | |
| INACTIVE BENCH WARRANTS..... | 10 | 37 | 37 | 0 | 343 | 121 | 0 | 0 | 0 | 538 |
| INACTIVE: NON-SERVICE..... | 20 | 115 | 57 | 33 | 690 | 187 | 97 | 17 | 18 | 1214 |
| TOTAL (ADD LINES 10 AND 20)..... | 30 | 152 | 94 | 33 | 1033 | 308 | 97 | 17 | 18 | 1752 |
| ACTIVE PENDING..... | 40 | 422 | 32 | 1352 | 669 | 469 | 196 | 43 | 16 | 3199 |
| NEW CASES FILED THIS YEAR..... | 50 | 1122 | 1018 | 2981 | 7942 | 1346 | 271 | 183 | 64 | 14927 |
| SUBTOTAL ACTIVE..... | 60 | 1544 | 1050 | 4333 | 8611 | 1815 | 467 | 226 | 80 | 18126 |
| RE-OPENED CASES..... | | | | | | | | | | |
| REMANDS FROM HIGHER COURTS..... | 70 | 0 | 0 | 0 | 0 | 2 | 88 | 0 | 0 | 90 |
| PROBATION VIOLATIONS..... | 80 | 1 | 1 | 0 | 2 | 17 | 0 | 0 | 0 | 21 |
| MISTRIALS..... | 85 | 0 | 0 | 0 | 0 | 0 | 0 | 0 | 0 | 0 |
| APPEARANCE AFTER BENCH WARRANT ISSUED..... | 90 | 37 | 36 | 0 | 206 | 102 | 2 | 0 | 0 | 383 |
| SERVICE MADE/ARRAIGNMENT..... | 95 | 157 | 82 | 4 | 712 | 163 | 237 | 122 | 58 | 1535 |
| OTHER..... | 100 | 0 | 0 | 0 | 0 | 2 | 5 | 0 | 0 | 7 |
| SUBTOTAL (ADD LINES 70 THROUGH 100)..... | 110 | 195 | 119 | 4 | 920 | 286 | 332 | 122 | 58 | 2036 |
| TOTAL ACTIVE CASELOAD THIS YEAR (ADD LINES 60 AND 110)..... | 120 | 1739 | 1169 | 4337 | 9531 | 2101 | 799 | 348 | 138 | 20162 |
| JUDICIAL DISPOSITIONS..... | | | | | | | | | | |
| GUILTY PLEAS..... | 130 | 125 | 255 | 54 | 969 | 417 | 0 | 0 | 0 | 1820 |
| TRIALS WITHOUT JURY..... | 140 | 136 | 93 | 41 | 886 | 444 | 26 | 24 | 16 | 1666 |
| TRIALS BY JURY..... | 150 | 0 | 0 | 0 | 4 | 9 | 9 | 0 | 0 | 22 |
| DISMISSALS..... | 160 | 60 | 101 | 805 | 367 | 76 | 174 | 65 | 40 | 1688 |
| PELIMINARY EXAMS WAIVED..... | 170 | 0 | 67 | 0 | 0 | 0 | 0 | 0 | 0 | 67 |
| PELIMINARY EXAMS CONDUCTED..... | 175 | 0 | 39 | 0 | 0 | 0 | 0 | 0 | 0 | 39 |
| BENCH WARRANTS..... | 180 | 48 | 48 | 0 | 215 | 89 | 5 | 0 | 0 | 405 |
| NO PROGRESS..... | 185 | 0 | 0 | 0 | 0 | 0 | 0 | 0 | 0 | 0 |
| OTHER JUDICIAL DISPOSITIONS..... | 190 | 4 | 21 | 3 | 13 | 97 | 72 | 21 | 5 | 236 |
| SUBTOTAL (ADD LINES 130 THROUGH 190)..... | 200 | 373 | 624 | 903 | 2454 | 1132 | 286 | 110 | 61 | 5943 |
| OTHER DISPOSITIONS..... | | | | | | | | | | |
| MAGISTRATES..... | 210 | 196 | 186 | 143 | 623 | 308 | 0 | 0 | 0 | 1456 |
| TRAFFIC BUREAU..... | 220 | 652 | 53 | 1965 | 4640 | 0 | 0 | 0 | 0 | 7310 |
| NON-SERVICE..... | 230 | 154 | 120 | 0 | 698 | 200 | 261 | 183 | 64 | 1680 |
| SUBTOTAL (ADD LINES 210 THROUGH 230)..... | 240 | 1002 | 359 | 2108 | 5961 | 508 | 261 | 183 | 64 | 10446 |
| TOTAL DISPOSITIONS (ADD LINES 200 AND 240)..... | 250 | 1375 | 983 | 3011 | 8415 | 1640 | 547 | 293 | 125 | 16389 |
| PENDING CASES AT THE END OF YEAR..... | | | | | | | | | | |
| INACTIVE: BENCH WARRANTS (LINES 10 - 90 + 180)..... | 260 | 48 | 49 | 0 | 352 | 108 | 3 | 0 | 0 | 560 |
| INACTIVE: NON-SERVICE (LINES 20 - 95 + 230)..... | 270 | 112 | 95 | 29 | 676 | 224 | 121 | 78 | 24 | 1359 |
| ACTIVE PENDING (SUBTRACT LINE 250 FROM LINE 120)..... | 280 | 364 | 186 | 1326 | 1115 | 461 | 252 | 55 | 13 | 3773 |
| TOTAL CASES PENDING AT END OF YEAR(LINES 260+270+280)..... | 290 | 524 | 330 | 1355 | 2144 | 793 | 376 | 133 | 37 | 5692 |
| CIVIL CASES PENDING OVER 1 YEAR..... | | | | | | | | | | |
| 300 | 0 | 0 | 0 | 0 | 0 | 0 | 0 | 0 | 0 | 0 |

REPORT OF DISTRICT CASELOAD

REGION 1

DISTRICT #21

CITY OF GARDEN CITY

| ***** | | | | | | | | | |
|---|---------------------|----------------|-------------------|-----------------|-----------------|-----------------|-------------------------|--------------------------|-------|
| | * C R I M I N A L * | | | | | * C I V I L * | | | * T * |
| | ***** | | | | | ***** | | | O |
| | * STATE OFFENSE * | * STATE ORD. * | * ORDINANCE * | | | * * * * * | * SUM- * MARY * PROC. * | * S * | |
| | L * * * * * | I * * * * * | N * TRAF- * FIC * | * TRAF- * FIC * | * PARK- * ING * | * TRAF- * FIC * | * TRAF- * FIC * | CIVIL * CLAIMS * * * * * | |
| ***** | | | | | | | | | |
| PENDING CASES AT THE BEGINNING OF THE YEAR..... | | | | | | | | | |
| INACTIVE BENCH WARRANTS..... | 10 | 6 | 11 | 0 | 142 | 74 | 1 | 0 | 234 |
| INACTIVE: NON-SERVICE..... | 20 | 8 | 39 | 0 | 278 | 110 | 35 | 45 | 516 |
| TOTAL (ADD LINES 10 AND 20)..... | 30 | 14 | 50 | 0 | 420 | 184 | 36 | 45 | 750 |
| ACTIVE PENDING..... | 40 | 22 | 29 | 103 | 1014 | 543 | 45 | 13 | 1774 |
| NEW CASES FILED THIS YEAR..... | 50 | 147 | 112 | 1021 | 13953 | 1770 | 226 | 172 | 17447 |
| SUBTOTAL ACTIVE..... | 60 | 169 | 141 | 1124 | 14967 | 2313 | 271 | 185 | 19221 |
| RE-OPENED CASES..... | | | | | | | | | |
| REMANDS FROM HIGHER COURTS..... | 70 | 0 | 0 | 0 | 0 | 0 | 0 | 0 | 0 |
| PROBATION VIOLATIONS..... | 80 | 0 | 16 | 0 | 10 | 13 | 0 | 0 | 39 |
| MISTRIALS..... | 85 | 0 | 0 | 0 | 0 | 0 | 0 | 0 | 0 |
| APPEARANCE AFTER BENCH WARRANT ISSUED..... | 90 | 4 | 9 | 0 | 122 | 56 | 0 | 0 | 191 |
| SERVICE MADE/ARRAIGNMENT..... | 95 | 8 | 21 | 0 | 441 | 89 | 77 | 86 | 729 |
| OTHER..... | 100 | 1 | 4 | 0 | 21 | 15 | 13 | 2 | 58 |
| SUBTOTAL (ADD LINES 70 THROUGH 100)..... | 110 | 13 | 50 | 0 | 594 | 173 | 90 | 88 | 1017 |
| TOTAL ACTIVE CASELOAD THIS YEAR (ADD LINES 60 AND 110)..... | 120 | 182 | 191 | 1124 | 15561 | 2486 | 361 | 273 | 20238 |
| JUDICIAL DISPOSITIONS..... | | | | | | | | | |
| GUILTY PLEAS..... | 130 | 68 | 34 | 0 | 2441 | 418 | 0 | 0 | 2961 |
| TRIALS WITHOUT JURY..... | 140 | 6 | 5 | 39 | 652 | 131 | 9 | 30 | 879 |
| TRIALS BY JURY..... | 150 | 1 | 0 | 0 | 5 | 0 | 5 | 0 | 11 |
| DISMISSALS..... | 160 | 12 | 23 | 215 | 1647 | 1022 | 35 | 2 | 2965 |
| PELIMINARY EXAMS WAIVED..... | 170 | 0 | 25 | 0 | 0 | 0 | 0 | 0 | 25 |
| PELIMINARY EXAMS CONDUCTED..... | 175 | 0 | 34 | 0 | 0 | 0 | 0 | 0 | 34 |
| BENCH WARRANTS..... | 180 | 2 | 6 | 0 | 118 | 43 | 2 | 0 | 171 |
| NO PROGRESS..... | 185 | 0 | 0 | 0 | 0 | 0 | 12 | 35 | 47 |
| OTHER JUDICIAL DISPOSITIONS..... | 190 | 1 | 8 | 4 | 14 | 10 | 150 | 117 | 340 |
| SUBTOTAL (ADD LINES 130 THROUGH 190)..... | 200 | 90 | 135 | 258 | 4877 | 1624 | 213 | 184 | 7433 |
| OTHER DISPOSITIONS..... | | | | | | | | | |
| MAGISTRATES..... | 210 | 0 | 0 | 0 | 0 | 0 | 0 | 0 | 0 |
| TRAFFIC BUREAU..... | 220 | 67 | 0 | 829 | 8815 | 457 | 0 | 0 | 10168 |
| NON-SERVICE..... | 230 | 8 | 41 | 0 | 670 | 69 | 56 | 67 | 917 |
| SUBTOTAL (ADD LINES 210 THROUGH 230)..... | 240 | 75 | 41 | 829 | 9485 | 526 | 56 | 67 | 11085 |
| TOTAL DISPOSITIONS (ADD LINES 200 AND 240)..... | 250 | 165 | 176 | 1087 | 14362 | 2150 | 269 | 251 | 18518 |
| PENDING CASES AT THE END OF YEAR..... | | | | | | | | | |
| INACTIVE: BENCH WARRANTS (LINES 10 - 90 + 180)..... | 260 | 4 | 8 | 0 | 138 | 61 | 3 | 0 | 214 |
| INACTIVE: NON-SERVICE (LINES 20 - 95 + 230)..... | 270 | 8 | 59 | 0 | 507 | 90 | 14 | 26 | 704 |
| ACTIVE PENDING (SUBTRACT LINE 250 FROM LINE 120)..... | 280 | 17 | 15 | 37 | 1199 | 336 | 92 | 22 | 1720 |
| TOTAL CASES PENDING AT END OF YEAR(LINES 260+270+280)..... | 290 | 29 | 82 | 37 | 1844 | 487 | 109 | 48 | 2638 |
| CIVIL CASES PENDING OVER 1 YEAR..... | 300 | 0 | 0 | 0 | 0 | 0 | 11 | 0 | 14 |

REPORT OF DISTRICT CASELOAD

REGION 1

DISTRICT #22

CITY OF INKSTER

| ***** | | | | | | | | | | |
|---|---------|-------------|---------|---------|---------------|----------|---------|--------|-----|-------|
| * C R I M I N A L * | | | | | * C I V I L * | | | | | |
| ***** | | | | | | | | | | |
| * STATE OFFENSE | * STATE | * ORDINANCE | | | * CIVIL | * SMALL | * SUM- | * MARY | * T | |
| L | I | N | E | | | | | | | |
| * TRAF- | * TRAF- | * PARK- | * TRAF- | * TRAF- | * CIVIL | * CLAIMS | * PROC. | | | |
| * FIC | * FIC | * ING | * FIC | * FIC | | | | | | |
| ***** | | | | | | | | | | |
| PENDING CASES AT THE BEGINNING OF THE YEAR..... | | | | | | | | | | |
| INACTIVE BENCH WARRANTS..... | 10 | 5 | 24 | 4 | 238 | 176 | 141 | 22 | 4 | 614 |
| INACTIVE: NON-SERVICE..... | 20 | 51 | 80 | 623 | 1567 | 788 | 25 | 2 | 9 | 3145 |
| TOTAL (ADD LINES 10 AND 20)..... | 30 | 56 | 104 | 627 | 1805 | 964 | 166 | 24 | 13 | 3759 |
| ACTIVE PENDING..... | 40 | 81 | 123 | 356 | 1672 | 1850 | 141 | 22 | 4 | 4249 |
| NEW CASES FILED THIS YEAR..... | 50 | 113 | 254 | 1328 | 5149 | 1772 | 523 | 99 | 394 | 9632 |
| SUBTOTAL ACTIVE..... | 60 | 194 | 377 | 1684 | 6821 | 3622 | 664 | 121 | 398 | 13881 |
| RE-OPENED CASES..... | | | | | | | | | | |
| REMANDS FROM HIGHER COURTS..... | 70 | 0 | 1 | 0 | 0 | 0 | 4 | 0 | 0 | 5 |
| PROBATION VIOLATIONS..... | 80 | 0 | 9 | 0 | 1 | 7 | 0 | 0 | 0 | 17 |
| MISTRIALS..... | 85 | 0 | 0 | 0 | 0 | 0 | 0 | 0 | 0 | 0 |
| APPEARANCE AFTER BENCH WARRANT ISSUED..... | 90 | 1 | 4 | 3 | 121 | 87 | 0 | 0 | 0 | 216 |
| SERVICE MADE/ARRAIGNMENT..... | 95 | 15 | 38 | 87 | 405 | 162 | 0 | 8 | 40 | 755 |
| OTHER..... | 100 | 0 | 0 | 0 | 0 | 0 | 30 | 5 | 1 | 36 |
| SUBTOTAL (ADD LINES 70 THROUGH 100)..... | 110 | 16 | 52 | 90 | 527 | 256 | 34 | 13 | 41 | 1029 |
| TOTAL ACTIVE CASELOAD THIS YEAR (ADD LINES 60 AND 110)..... | 120 | 210 | 429 | 1774 | 7348 | 3878 | 698 | 134 | 439 | 14910 |
| JUDICIAL DISPOSITIONS..... | | | | | | | | | | |
| GUILTY PLEAS..... | 130 | 37 | 16 | 153 | 1846 | 601 | 0 | 0 | 0 | 2653 |
| TRIALS WITHOUT JURY..... | 140 | 9 | 6 | 4 | 182 | 140 | 28 | 43 | 166 | 578 |
| TRIALS BY JURY..... | 150 | 2 | 1 | 0 | 5 | 8 | 5 | 0 | 0 | 21 |
| DISMISSALS..... | 160 | 5 | 17 | 373 | 361 | 533 | 86 | 20 | 82 | 1477 |
| PELIMINARY EXAMS WAIVED..... | 170 | 0 | 44 | 0 | 0 | 0 | 0 | 0 | 0 | 44 |
| PELIMINARY EXAMS CONDUCTED..... | 175 | 0 | 81 | 0 | 0 | 0 | 0 | 0 | 0 | 81 |
| BENCH WARRANTS..... | 180 | 5 | 12 | 5 | 194 | 108 | 1 | 0 | 0 | 325 |
| NO PROGRESS..... | 185 | 0 | 0 | 0 | 0 | 0 | 18 | 0 | 0 | 18 |
| OTHER JUDICIAL DISPOSITIONS..... | 190 | 2 | 9 | 0 | 0 | 86 | 295 | 21 | 67 | 480 |
| SUBTOTAL (ADD LINES 130 THROUGH 190)..... | 200 | 60 | 186 | 535 | 2588 | 1476 | 433 | 84 | 315 | 5677 |
| OTHER DISPOSITIONS..... | | | | | | | | | | |
| MAGISTRATES..... | 210 | 0 | 0 | 0 | 0 | 0 | 0 | 0 | 0 | 0 |
| TRAFFIC BUREAU..... | 220 | 35 | 6 | 731 | 2589 | 205 | 0 | 0 | 0 | 3566 |
| NON-SERVICE..... | 230 | 5 | 37 | 338 | 972 | 313 | 180 | 42 | 96 | 1983 |
| SUBTOTAL (ADD LINES 210 THROUGH 230)..... | 240 | 40 | 43 | 1069 | 3561 | 518 | 180 | 42 | 96 | 5549 |
| TOTAL DISPOSITIONS (ADD LINES 200 AND 240)..... | 250 | 100 | 229 | 1604 | 6149 | 1994 | 613 | 126 | 411 | 11226 |
| PENDING CASES AT THE END OF YEAR..... | | | | | | | | | | |
| INACTIVE: BENCH WARRANTS (LINES 10 - 90 + 180)..... | 260 | 9 | 32 | 6 | 311 | 197 | 142 | 22 | 4 | 723 |
| INACTIVE: NON-SERVICE (LINES 20 - 95 + 230)..... | 270 | 41 | 79 | 874 | 2134 | 939 | 205 | 36 | 65 | 4373 |
| ACTIVE PENDING (SUBTRACT LINE 250 FROM LINE 120)..... | 280 | 110 | 200 | 170 | 1199 | 1884 | 85 | 8 | 28 | 3684 |
| TOTAL CASES PENDING AT END OF YEAR(LINES 260+270+280)..... | 290 | 160 | 311 | 1050 | 3644 | 3020 | 432 | 66 | 97 | 8780 |
| CIVIL CASES PENDING OVER 1 YEAR..... | 300 | 0 | 0 | 0 | 0 | 0 | 0 | 0 | 0 | 0 |

REPORT OF DISTRICT CASELOAD

REGION 1

DISTRICT #24 - Div. 1

CITY OF ALLEN PARK

| ***** | | | | | | | | | | |
|---|---------|---------|---------|-----------|---------------|-----------|-----------|-----------|-----------|-------|
| * C R I M I N A L * | | | | | * C I V I L * | | | * T * | | |
| * STATE OFFENSE * STATE * ORDINANCE * | | | | | * * * * * | | | * O * | | |
| L | ***** | ORD. | ***** | ***** | | | SUM- | MARY | A | |
| I | * NON | * AND | * NON | * * * * * | | | SMALL | | L | |
| N | * TRAF- | * TRAF- | * PARK- | * TRAF- | * TRAF- | * CIVIL | * CLAIMS* | PROC. | S | |
| E | * FIC | * FIC | * ING | * FIC | * FIC | * * * * * | * * * * * | * * * * * | * * * * * | |
| ***** | | | | | | | | | | |
| PENDING CASES AT THE BEGINNING OF THE YEAR..... | | | | | | | | | | |
| INACTIVE BENCH WARRANTS..... | 10 | 1 | 1 | 1 | 330 | 132 | 0 | 0 | 0 | 465 |
| INACTIVE: NON-SERVICE..... | 20 | 1 | 63 | 395 | 3533 | 142 | 31 | 8 | 8 | 4181 |
| TOTAL (ADD LINES 10 AND 20)..... | 30 | 2 | 64 | 396 | 3863 | 274 | 31 | 8 | 8 | 4646 |
| ACTIVE PENDING..... | 40 | 25 | 36 | 455 | 658 | 399 | 53 | 25 | 5 | 1656 |
| NEW CASES FILED THIS YEAR..... | 50 | 421 | 148 | 7504 | 10589 | 1690 | 211 | 168 | 130 | 20861 |
| SUBTOTAL ACTIVE..... | 60 | 446 | 184 | 7959 | 11247 | 2089 | 264 | 193 | 135 | 22517 |
| RE-OPENED CASES..... | | | | | | | | | | |
| REMANDS FROM HIGHER COURTS..... | 70 | 0 | 2 | 0 | 0 | 0 | 136 | 0 | 0 | 138 |
| PROBATION VIOLATIONS..... | 80 | 0 | 2 | 0 | 4 | 7 | 0 | 0 | 0 | 13 |
| MISTRIALS..... | 85 | 0 | 0 | 0 | 0 | 0 | 0 | 0 | 0 | 0 |
| APPEARANCE AFTER BENCH WARRANT ISSUED..... | 90 | 2 | 2 | 2 | 148 | 32 | 0 | 0 | 0 | 186 |
| SERVICE MADE/ARRAIGNMENT..... | 95 | 1 | 2 | 37 | 1342 | 86 | 79 | 55 | 13 | 1615 |
| OTHER..... | 100 | 1 | 0 | 0 | 24 | 1 | 0 | 0 | 0 | 26 |
| SUBTOTAL (ADD LINES 70 THROUGH 100)..... | 110 | 4 | 8 | 39 | 1518 | 126 | 215 | 55 | 13 | 1978 |
| TOTAL ACTIVE CASELOAD THIS YEAR (ADD LINES 60 AND 110)..... | 120 | 450 | 192 | 7998 | 12765 | 2215 | 479 | 248 | 148 | 24495 |
| JUDICIAL DISPOSITIONS..... | | | | | | | | | | |
| GUILTY PLEAS..... | 130 | 114 | 5 | 453 | 3326 | 184 | 0 | 0 | 0 | 4082 |
| TRIALS WITHOUT JURY..... | 140 | 70 | 19 | 114 | 1092 | 170 | 25 | 20 | 38 | 1548 |
| TRIALS BY JURY..... | 150 | 1 | 2 | 0 | 0 | 3 | 2 | 0 | 0 | 8 |
| DISMISSALS..... | 160 | 30 | 11 | 408 | 2159 | 346 | 45 | 27 | 14 | 3040 |
| PELIMINARY EXAMS WAIVED..... | 170 | 1 | 48 | 0 | 0 | 0 | 0 | 0 | 0 | 49 |
| PELIMINARY EXAMS CONDUCTED..... | 175 | 0 | 38 | 0 | 0 | 0 | 0 | 0 | 0 | 38 |
| BENCH WARRANTS..... | 180 | 3 | 8 | 5 | 285 | 51 | 0 | 1 | 0 | 353 |
| NO PROGRESS..... | 185 | 0 | 0 | 0 | 0 | 0 | 13 | 12 | 3 | 28 |
| OTHER JUDICIAL DISPOSITIONS..... | 190 | 0 | 9 | 6 | 182 | 12 | 162 | 113 | 70 | 554 |
| SUBTOTAL (ADD LINES 130 THROUGH 190)..... | 200 | 219 | 140 | 986 | 7044 | 766 | 247 | 173 | 125 | 9700 |
| OTHER DISPOSITIONS..... | | | | | | | | | | |
| MAGISTRATES..... | 210 | 0 | 0 | 0 | 0 | 0 | 0 | 0 | 0 | 0 |
| TRAFFIC BUREAU..... | 220 | 128 | 1 | 4892 | 4323 | 0 | 0 | 0 | 0 | 9344 |
| NON-SERVICE..... | 230 | 0 | 1 | 32 | 618 | 22 | 62 | 56 | 10 | 801 |
| SUBTOTAL (ADD LINES 210 THROUGH 230)..... | 240 | 128 | 2 | 4924 | 4941 | 22 | 62 | 56 | 10 | 10145 |
| TOTAL DISPOSITIONS (ADD LINES 200 AND 240)..... | 250 | 347 | 142 | 5910 | 11985 | 788 | 309 | 229 | 135 | 19845 |
| PENDING CASES AT THE END OF YEAR..... | | | | | | | | | | |
| INACTIVE: BENCH WARRANTS (LINES 10 - 90 + 180)..... | 260 | 2 | 7 | 4 | 467 | 151 | 0 | 1 | 0 | 632 |
| INACTIVE: NON-SERVICE (LINES 20 - 95 + 230)..... | 270 | 0 | 62 | 390 | 2809 | 78 | 14 | 9 | 5 | 3367 |
| ACTIVE PENDING (SUBTRACT LINE 250 FROM LINE 120)..... | 280 | 103 | 50 | 2088 | 780 | 1427 | 170 | 19 | 13 | 4650 |
| TOTAL CASES PENDING AT END OF YEAR(LINES 260+270+280)..... | 290 | 105 | 119 | 2482 | 4056 | 1656 | 184 | 29 | 18 | 8649 |
| CIVIL CASES PENDING OVER 1 YEAR..... | 300 | 0 | 0 | 0 | 0 | 0 | 0 | 0 | 0 | 0 |

REPORT OF DISTRICT CASELOAD

REGION 1

DISTRICT #25

CITY OF LINCOLN PARK

| ***** | | | | | | | | | | |
|---|---|---------------------------------|---------|----------------------------|---------------|-------|-----------------|-------|-----------|-------|
| * C R I M I N A L * | | | | | * C I V I L * | | | * T * | | |
| ***** | | | | | | | | | | |
| * STATE OFFENSE * | | * STATE * ORDINANCE * | | * * * * * | | | | | | |
| ***** | | | | | | | | | | |
| L | * NON * AND * | | * NON * | | * CIVIL * | | * SUM- * MARY * | | * A * L * | |
| N | * TRAF- * TRAF- * PARK- * TRAF- * TRAF- * | * FIC * FIC * ING * FIC * FIC * | | * CIVIL * CLAIMS * PROC. * | | * S * | | * * * | | |
| E | ***** | | | | | | | | | |
| PENDING CASES AT THE BEGINNING OF THE YEAR..... | | | | | | | | | | |
| INACTIVE BENCH WARRANTS..... | 10 | 5 | 24 | 0 | 46 | 173 | 0 | 0 | 0 | 248 |
| INACTIVE: NON-SERVICE..... | 20 | 48 | 54 | 69 | 567 | 234 | 0 | 0 | 0 | 972 |
| TOTAL (ADD LINES 10 AND 20)..... | 30 | 53 | 78 | 69 | 613 | 407 | 0 | 0 | 0 | 1220 |
| ACTIVE PENDING..... | 40 | 14 | 24 | 0 | 1257 | 557 | 81 | 16 | 0 | 1949 |
| NEW CASES FILED THIS YEAR..... | 50 | 958 | 187 | 2481 | 8710 | 1978 | 306 | 86 | 155 | 14861 |
| SUBTOTAL ACTIVE..... | 60 | 972 | 211 | 2481 | 9967 | 2535 | 387 | 102 | 155 | 16810 |
| RE-OPENED CASES..... | | | | | | | | | | |
| REMANDS FROM HIGHER COURTS..... | 70 | 0 | 1 | 0 | 0 | 0 | 0 | 0 | 0 | 1 |
| PROBATION VIOLATIONS..... | 80 | 0 | 2 | 0 | 0 | 11 | 0 | 0 | 0 | 13 |
| MISTRIALS..... | 85 | 0 | 0 | 0 | 0 | 0 | 0 | 0 | 0 | 0 |
| APPEARANCE AFTER BENCH WARRANT ISSUED..... | 90 | 3 | 21 | 2 | 35 | 144 | 0 | 0 | 0 | 205 |
| SERVICE MADE/ARRAIGNMENT..... | 95 | 79 | 86 | 694 | 804 | 402 | 0 | 0 | 0 | 2065 |
| OTHER..... | 100 | 0 | 0 | 0 | 0 | 0 | 0 | 0 | 0 | 0 |
| SUBTOTAL (ADD LINES 70 THROUGH 100)..... | 110 | 82 | 110 | 696 | 839 | 557 | 0 | 0 | 0 | 2284 |
| TOTAL ACTIVE CASELOAD THIS YEAR (ADD LINES 60 AND 110)..... | 120 | 1054 | 321 | 3177 | 10806 | 3092 | 387 | 102 | 155 | 19094 |
| JUDICIAL DISPOSITIONS..... | | | | | | | | | | |
| GUILTY PLEAS..... | 130 | 248 | 25 | 820 | 1728 | 500 | 0 | 0 | 0 | 3321 |
| TRIALS WITHOUT JURY..... | 140 | 16 | 5 | 60 | 262 | 110 | 20 | 28 | 35 | 536 |
| TRIALS BY JURY..... | 150 | 0 | 2 | 0 | 3 | 6 | 0 | 0 | 0 | 11 |
| DISMISSALS..... | 160 | 43 | 40 | 54 | 28 | 399 | 86 | 36 | 60 | 1346 |
| PELIMINARY EXAMS WAIVED..... | 170 | 0 | 65 | 0 | 0 | 0 | 0 | 0 | 0 | 65 |
| PELIMINARY EXAMS CONDUCTED..... | 175 | 0 | 71 | 0 | 0 | 0 | 0 | 0 | 0 | 71 |
| BENCH WARRANTS..... | 180 | 1 | 25 | 3 | 17 | 172 | 0 | 0 | 0 | 218 |
| NO PROGRESS..... | 185 | 0 | 0 | 0 | 0 | 0 | 0 | 0 | 0 | 0 |
| OTHER JUDICIAL DISPOSITIONS..... | 190 | 1 | 20 | 1 | 20 | 131 | 62 | 23 | 50 | 308 |
| SUBTOTAL (ADD LINES 130 THROUGH 190)..... | 200 | 309 | 253 | 938 | 2658 | 1318 | 168 | 87 | 145 | 5876 |
| OTHER DISPOSITIONS..... | | | | | | | | | | |
| MAGISTRATES..... | 210 | 0 | 0 | 0 | 0 | 0 | 0 | 0 | 0 | 0 |
| TRAFFIC BUREAU..... | 220 | 452 | 0 | 0 | 6467 | 237 | 0 | 0 | 0 | 7156 |
| NON-SERVICE..... | 230 | 126 | 68 | 2000 | 960 | 383 | 0 | 0 | 0 | 3537 |
| SUBTOTAL (ADD LINES 210 THROUGH 230)..... | 240 | 578 | 68 | 2000 | 7427 | 620 | 0 | 0 | 0 | 10693 |
| TOTAL DISPOSITIONS (ADD LINES 200 AND 240)..... | 250 | 887 | 321 | 2938 | 10085 | 1938 | 168 | 87 | 145 | 16569 |
| PENDING CASES AT THE END OF YEAR..... | | | | | | | | | | |
| INACTIVE: BENCH WARRANTS (LINES 10 - 90 + 180)..... | 260 | 3 | 28 | 1 | 28 | 201 | 0 | 0 | 0 | 261 |
| INACTIVE: NON-SERVICE (LINES 20 - 95 + 230)..... | 270 | 95 | 36 | 1375 | 723 | 215 | 0 | 0 | 0 | 2444 |
| ACTIVE PENDING (SUBTRACT LINE 250 FROM LINE 120)..... | 280 | 167 | 0 | 239 | 721 | 1154 | 219 | 15 | 10 | 2525 |
| TOTAL CASES PENDING AT END OF YEAR(LINES 260+270+280)..... | 290 | 265 | 64 | 1615 | 1472 | 1570 | 219 | 15 | 10 | 5230 |
| CIVIL CASES PENDING OVER 1 YEAR..... | | | | | | | | | | |
| | 300 | 0 | 0 | 0 | 0 | 0 | 0 | 0 | 0 | 0 |

REPORT OF DISTRICT CASELOAD

REGION 1

DISTRICT #26 - Div. 1

CITY OF RIVER ROUGE

| ***** | | | | | | | | | |
|---|---------------------------------------|---------|---------|---------|---------------|---------|----------|---------|-------|
| * C R I M I N A L * | | | | | * C I V I L * | | | * T * | |
| ***** | | | | | | | | | |
| * STATE OFFENSE * STATE * ORDINANCE * * * * * | | | | | | | | | |
| L | * STATE OFFENSE * STATE * ORDINANCE * | | | | * C I V I L * | | | * T * | |
| I | * NON | * AND | * NON | * CIVIL | * SMALL | * MARY | * S * | | |
| N | * TRAF- | * TRAF- | * PARK- | * TRAF- | * TRAF- | * CIVIL | * CLAIMS | * PROC. | * S * |
| E | * FIC | * FIC | * ING | * FIC | * FIC | * CIVIL | * CLAIMS | * PROC. | * S * |
| ***** | | | | | | | | | |
| PENDING CASES AT THE BEGINNING OF THE YEAR..... | | | | | | | | | |
| INACTIVE BENCH WARRANTS..... | 10 | 1 | 24 | 0 | 47 | 24 | 0 | 0 | 96 |
| INACTIVE: NON-SERVICE..... | 20 | 4 | 20 | 10296 | 982 | 14 | 36 | 0 | 11363 |
| TOTAL (ADD LINES 10 AND 20)..... | 30 | 5 | 44 | 10296 | 1029 | 38 | 36 | 0 | 11459 |
| ACTIVE PENDING..... | 40 | 3 | 2 | 0 | 238 | 107 | 11 | 0 | 371 |
| NEW CASES FILED THIS YEAR..... | 50 | 19 | 143 | 0 | 2728 | 429 | 100 | 24 | 3555 |
| SUBTOTAL ACTIVE..... | 60 | 22 | 145 | 0 | 2966 | 536 | 111 | 24 | 3926 |
| RE-OPENED CASES..... | | | | | | | | | |
| REMANDS FROM HIGHER COURTS..... | 70 | 0 | 0 | 0 | 0 | 0 | 15 | 0 | 15 |
| PROBATION VIOLATIONS..... | 80 | 0 | 1 | 0 | 0 | 1 | 0 | 0 | 2 |
| MISTRIALS..... | 85 | 0 | 0 | 0 | 0 | 0 | 0 | 0 | 0 |
| APPEARANCE AFTER BENCH WARRANT ISSUED..... | 90 | 0 | 8 | 0 | 35 | 15 | 0 | 0 | 58 |
| SERVICE MADE/ARRAIGNMENT..... | 95 | 4 | 36 | 6116 | 194 | 50 | 64 | 4 | 6493 |
| OTHER..... | 100 | 0 | 3 | 0 | 0 | 0 | 4 | 0 | 9 |
| SUBTOTAL (ADD LINES 70 THROUGH 100)..... | 110 | 4 | 48 | 6116 | 229 | 66 | 83 | 4 | 6577 |
| TOTAL ACTIVE CASELOAD THIS YEAR (ADD LINES 60 AND 110)..... | 120 | 26 | 193 | 6116 | 3195 | 602 | 194 | 28 | 10503 |
| JUDICIAL DISPOSITIONS..... | | | | | | | | | |
| GUILTY PLEAS..... | 130 | 6 | 40 | 17 | 499 | 240 | 0 | 0 | 802 |
| TRIALS WITHOUT JURY..... | 140 | 0 | 1 | 0 | 58 | 41 | 12 | 5 | 164 |
| TRIALS BY JURY..... | 150 | 0 | 0 | 0 | 0 | 1 | 0 | 0 | 1 |
| DISMISSALS..... | 160 | 2 | 24 | 11 | 76 | 68 | 24 | 3 | 227 |
| PELIMINARY EXAMS WAIVED..... | 170 | 0 | 45 | 0 | 0 | 0 | 0 | 0 | 45 |
| PELIMINARY EXAMS CONDUCTED..... | 175 | 0 | 35 | 0 | 0 | 0 | 0 | 0 | 35 |
| BENCH WARRANTS..... | 180 | 0 | 9 | 0 | 46 | 23 | 0 | 0 | 78 |
| NO PROGRESS..... | 185 | 0 | 0 | 0 | 0 | 0 | 42 | 0 | 58 |
| OTHER JUDICIAL DISPOSITIONS..... | 190 | 0 | 3 | 5948 | 97 | 52 | 24 | 6 | 6169 |
| SUBTOTAL (ADD LINES 130 THROUGH 190)..... | 200 | 8 | 157 | 5976 | 776 | 425 | 102 | 14 | 7579 |
| OTHER DISPOSITIONS..... | | | | | | | | | |
| MAGISTRATES..... | 210 | 0 | 0 | 0 | 5 | 2 | 0 | 0 | 7 |
| TRAFFIC BUREAU..... | 220 | 0 | 0 | 139 | 1764 | 0 | 0 | 0 | 1903 |
| NON-SERVICE..... | 230 | 3 | 20 | 1 | 53 | 46 | 50 | 9 | 204 |
| SUBTOTAL (ADD LINES 210 THROUGH 230)..... | 240 | 3 | 20 | 140 | 1822 | 48 | 50 | 9 | 2114 |
| TOTAL DISPOSITIONS (ADD LINES 200 AND 240)..... | 250 | 11 | 177 | 6116 | 2598 | 473 | 152 | 23 | 9693 |
| PENDING CASES AT THE END OF YEAR..... | | | | | | | | | |
| INACTIVE: BENCH WARRANTS (LINES 10 - 90 + 180)..... | 260 | 1 | 25 | 0 | 58 | 32 | 0 | 0 | 116 |
| INACTIVE: NON-SERVICE (LINES 20 - 95 + 230)..... | 270 | 3 | 4 | 4181 | 841 | 10 | 22 | 5 | 5074 |
| ACTIVE PENDING (SUBTRACT LINE 250 FROM LINE 120)..... | 280 | 15 | 16 | 0 | 597 | 129 | 42 | 5 | 810 |
| TOTAL CASES PENDING AT END OF YEAR(LINES 260+270+280)..... | 290 | 19 | 45 | 4181 | 1496 | 171 | 64 | 10 | 6000 |
| CIVIL CASES PENDING OVER 1 YEAR..... | 300 | 0 | 0 | 0 | 0 | 0 | 0 | 0 | 0 |

REPORT OF DISTRICT CASELOAD

REGION 1

DISTRICT #26 - Div. 2

CITY OF ECORSE

| ***** | | | | | | | | | | |
|--|-----|---|---|---|---|---|---|---|---|---|
| * C R I M I N A L * C I V I L * T * | | | | | | | | | | |
| * STATE OFFENSE * STATE * ORDINANCE * * * * * O * | | | | | | | | | | |
| L * * * * * DRD. * * * * * SUM- * * * * * A * | | | | | | | | | | |
| I * * * * * NON * AND * * * * * NON * * * * * SMALL * MARY * * * * * L * | | | | | | | | | | |
| N * TRAF- * TRAF- * PARK- * TRAF- * TRAF- * CIVIL * CLAIMS * PROC. * * * * * S * | | | | | | | | | | |
| E * FIC * FIC * ING * FIC * FIC * * * * * * * * * * * * | | | | | | | | | | |
| ***** | | | | | | | | | | |
| PENDING CASES AT THE BEGINNING OF THE YEAR..... | | | | | | | | | | |
| INACTIVE BENCH WARRANTS..... | 10 | 0 | 0 | 0 | 0 | 0 | 0 | 0 | 0 | 0 |
| INACTIVE: NON-SERVICE..... | 20 | 0 | 0 | 0 | 0 | 0 | 0 | 0 | 0 | 0 |
| TOTAL (ADD LINES 10 AND 20)..... | 30 | 0 | 0 | 0 | 0 | 0 | 0 | 0 | 0 | 0 |
| ACTIVE PENDING..... | 40 | 0 | 0 | 0 | 0 | 0 | 0 | 0 | 0 | 0 |
| NEW CASES FILED THIS YEAR..... | 50 | 0 | 0 | 0 | 0 | 0 | 0 | 0 | 0 | 0 |
| SUBTOTAL ACTIVE..... | 60 | 0 | 0 | 0 | 0 | 0 | 0 | 0 | 0 | 0 |
| RE-OPENED CASES..... | | | | | | | | | | |
| REMANDS FROM HIGHER COURTS..... | 70 | 0 | 0 | 0 | 0 | 0 | 0 | 0 | 0 | 0 |
| PROBATION VIOLATIONS..... | 80 | 0 | 0 | 0 | 0 | 0 | 0 | 0 | 0 | 0 |
| MISTRIALS..... | 85 | 0 | 0 | 0 | 0 | 0 | 0 | 0 | 0 | 0 |
| APPEARANCE AFTER BENCH WARRANT ISSUED..... | 90 | 0 | 0 | 0 | 0 | 0 | 0 | 0 | 0 | 0 |
| SERVICE MADE/ARRAIGNMENT..... | 95 | 0 | 0 | 0 | 0 | 0 | 0 | 0 | 0 | 0 |
| OTHER..... | 100 | 0 | 0 | 0 | 0 | 0 | 0 | 0 | 0 | 0 |
| SUBTOTAL (ADD LINES 70 THROUGH 100)..... | 110 | 0 | 0 | 0 | 0 | 0 | 0 | 0 | 0 | 0 |
| TOTAL ACTIVE CASELOAD THIS YEAR (ADD LINES 60 AND 110)..... | 120 | 0 | 0 | 0 | 0 | 0 | 0 | 0 | 0 | 0 |
| JUDICIAL DISPOSITIONS..... | | | | | | | | | | |
| GUILTY PLEAS..... | 130 | 0 | 0 | 0 | 0 | 0 | 0 | 0 | 0 | 0 |
| TRIALS WITHOUT JURY..... | 140 | 0 | 0 | 0 | 0 | 0 | 0 | 0 | 0 | 0 |
| TRIALS BY JURY..... | 150 | 0 | 0 | 0 | 0 | 0 | 0 | 0 | 0 | 0 |
| DISMISSALS..... | 160 | 0 | 0 | 0 | 0 | 0 | 0 | 0 | 0 | 0 |
| PELIMINARY EXAMS WAIVED..... | 170 | 0 | 0 | 0 | 0 | 0 | 0 | 0 | 0 | 0 |
| PELIMINARY EXAMS CONDUCTED..... | 175 | 0 | 0 | 0 | 0 | 0 | 0 | 0 | 0 | 0 |
| BENCH WARRANTS..... | 180 | 0 | 0 | 0 | 0 | 0 | 0 | 0 | 0 | 0 |
| NO PROGRESS..... | 185 | 0 | 0 | 0 | 0 | 0 | 0 | 0 | 0 | 0 |
| OTHER JUDICIAL DISPOSITIONS..... | 190 | 0 | 0 | 0 | 0 | 0 | 0 | 0 | 0 | 0 |
| SUBTOTAL (ADD LINES 130 THROUGH 190)..... | 200 | 0 | 0 | 0 | 0 | 0 | 0 | 0 | 0 | 0 |
| OTHER DISPOSITIONS..... | | | | | | | | | | |
| MAGISTRATES..... | 210 | 0 | 0 | 0 | 0 | 0 | 0 | 0 | 0 | 0 |
| TRAFFIC BUREAU..... | 220 | 0 | 0 | 0 | 0 | 0 | 0 | 0 | 0 | 0 |
| NON-SERVICE..... | 230 | 0 | 0 | 0 | 0 | 0 | 0 | 0 | 0 | 0 |
| SUBTOTAL (ADD LINES 210 THROUGH 230)..... | 240 | 0 | 0 | 0 | 0 | 0 | 0 | 0 | 0 | 0 |
| TOTAL DISPOSITIONS (ADD LINES 200 AND 240)..... | 250 | 0 | 0 | 0 | 0 | 0 | 0 | 0 | 0 | 0 |
| PENDING CASES AT THE END OF YEAR..... | | | | | | | | | | |
| INACTIVE: BENCH WARRANTS (LINES 10 - 90 + 180)..... | 260 | 0 | 0 | 0 | 0 | 0 | 0 | 0 | 0 | 0 |
| INACTIVE: NON-SERVICE (LINES 20 - 95 + 230)..... | 270 | 0 | 0 | 0 | 0 | 0 | 0 | 0 | 0 | 0 |
| ACTIVE PENDING (SUBTRACT LINE 250 FROM LINE 120)..... | 280 | 0 | 0 | 0 | 0 | 0 | 0 | 0 | 0 | 0 |
| TOTAL CASES PENDING AT END OF YEAR(LINES 260+270+280)..... | 290 | 0 | 0 | 0 | 0 | 0 | 0 | 0 | 0 | 0 |
| CIVIL CASES PENDING OVER 1 YEAR..... | 300 | 0 | 0 | 0 | 0 | 0 | 0 | 0 | 0 | 0 |

REPORT OF DISTRICT CASELOAD

REGION 1

DISTRICT #27 - Div. 1

CITY OF WYANDOTTE

| ***** | | | | | | | | | |
|---|-----------------|---------|-------------|---------|---------------|---------|----------|---------|------|
| * C R I M I N A L * | | | | | * C I V I L * | | | * T * | |
| ***** | | | | | | | | | |
| | * STATE OFFENSE | * STATE | * ORDINANCE | | | | | | |
| L | * ORD. | | | | | | * SUM- | * A | |
| I | * NON | * AND | * NON | | | | * SMALL | * MARY | * L |
| N | * TRAF- | * TRAF- | * PARK- | * TRAF- | * TRAF- | * CIVIL | * CLAIMS | * PROC. | * S |
| E | * FIC | * FIC | * ING | * FIC | * FIC | | | | |
| ***** | | | | | | | | | |
| PENDING CASES AT THE BEGINNING OF THE YEAR..... | | | | | | | | | |
| INACTIVE BENCH WARRANTS..... | 10 | 0 | 10 | 0 | 82 | 71 | 0 | 0 | 163 |
| INACTIVE: NON-SERVICE..... | 20 | 2 | 29 | 0 | 701 | 201 | 35 | 0 | 975 |
| TOTAL (ADD LINES 10 AND 20)..... | 30 | 2 | 39 | 0 | 783 | 272 | 35 | 0 | 1138 |
| ACTIVE PENDING..... | 40 | 0 | 40 | 0 | 424 | 88 | 83 | 19 | 687 |
| NEW CASES FILED THIS YEAR..... | 50 | 4 | 134 | 0 | 5569 | 760 | 556 | 165 | 7398 |
| SUBTOTAL ACTIVE..... | 60 | 4 | 174 | 0 | 5993 | 848 | 639 | 184 | 8085 |
| RE-OPENED CASES..... | | | | | | | | | |
| REMANDS FROM HIGHER COURTS..... | 70 | 0 | 0 | 0 | 0 | 0 | 30 | 0 | 30 |
| PROBATION VIOLATIONS..... | 80 | 0 | 38 | 0 | 0 | 0 | 0 | 0 | 38 |
| MISTRIALS..... | 85 | 0 | 0 | 0 | 0 | 0 | 0 | 0 | 0 |
| APPEARANCE AFTER BENCH WARRANT ISSUED..... | 90 | 0 | 14 | 0 | 69 | 127 | 0 | 0 | 210 |
| SERVICE MADE/ARRAIGNMENT..... | 95 | 2 | 57 | 0 | 679 | 232 | 93 | 23 | 1098 |
| OTHER..... | 100 | 0 | 0 | 0 | 0 | 0 | 0 | 0 | 0 |
| SUBTOTAL (ADD LINES 70 THROUGH 100)..... | 110 | 2 | 109 | 0 | 748 | 359 | 123 | 23 | 1376 |
| TOTAL ACTIVE CASELOAD THIS YEAR (ADD LINES 60 AND 110)..... | 120 | 6 | 283 | 0 | 6741 | 1207 | 762 | 207 | 9461 |
| JUDICIAL DISPOSITIONS..... | | | | | | | | | |
| GUILTY PLEAS..... | 130 | 5 | 38 | 0 | 1744 | 580 | 0 | 0 | 2367 |
| TRIALS WITHOUT JURY..... | 140 | 0 | 2 | 0 | 152 | 52 | 120 | 48 | 461 |
| TRIALS BY JURY..... | 150 | 0 | 0 | 0 | 1 | 0 | 2 | 0 | 3 |
| DISMISSALS..... | 160 | 1 | 11 | 0 | 112 | 125 | 133 | 47 | 493 |
| PELIMINARY EXAMS WAIVED..... | 170 | 0 | 36 | 0 | 0 | 0 | 0 | 0 | 36 |
| PELIMINARY EXAMS CONDUCTED..... | 175 | 0 | 25 | 0 | 0 | 0 | 0 | 0 | 25 |
| BENCH WARRANTS..... | 180 | 0 | 4 | 0 | 105 | 224 | 0 | 0 | 333 |
| NO PROGRESS..... | 185 | 0 | 0 | 0 | 0 | 0 | 55 | 8 | 76 |
| OTHER JUDICIAL DISPOSITIONS..... | 190 | 0 | 24 | 0 | 5 | 39 | 64 | 36 | 245 |
| SUBTOTAL (ADD LINES 130 THROUGH 190)..... | 200 | 6 | 140 | 0 | 2119 | 1020 | 374 | 139 | 4039 |
| OTHER DISPOSITIONS..... | | | | | | | | | |
| MAGISTRATES..... | 210 | 0 | 0 | 0 | 0 | 0 | 0 | 0 | 0 |
| TRAFFIC BUREAU..... | 220 | 0 | 45 | 0 | 3398 | 0 | 0 | 0 | 3443 |
| NON-SERVICE..... | 230 | 0 | 93 | 0 | 445 | 32 | 110 | 33 | 718 |
| SUBTOTAL (ADD LINES 210 THROUGH 230)..... | 240 | 0 | 138 | 0 | 3843 | 32 | 110 | 33 | 4161 |
| TOTAL DISPOSITIONS (ADD LINES 200 AND 240)..... | 250 | 6 | 278 | 0 | 5962 | 1052 | 484 | 172 | 8200 |
| PENDING CASES AT THE END OF YEAR..... | | | | | | | | | |
| INACTIVE: BENCH WARRANTS (LINES 10 - 90 + 180)..... | 260 | 0 | 0 | 0 | 118 | 168 | 0 | 0 | 286 |
| INACTIVE: NON-SERVICE (LINES 20 - 95 + 230)..... | 270 | 0 | 65 | 0 | 467 | 1 | 52 | 10 | 595 |
| ACTIVE PENDING (SUBTRACT LINE 250 FROM LINE 120)..... | 280 | 0 | 5 | 0 | 779 | 155 | 278 | 35 | 1261 |
| TOTAL CASES PENDING AT END OF YEAR(LINES 260+270+280)..... | 290 | 0 | 70 | 0 | 1364 | 324 | 330 | 45 | 2142 |
| CIVIL CASES PENDING OVER 1 YEAR..... | 300 | 0 | 0 | 0 | 0 | 0 | 0 | 0 | 0 |

REPORT OF DISTRICT CASELOAD

REGION 1

DISTRICT #27 - Div. 2

CITY OF RIVERVIEW

| ***** | | | | | | | | | |
|---|---------|-------------|---------|---------|---------------|--------|--------|---------|------|
| * C R I M I N A L * | | | | | * C I V I L * | | | | T |
| ***** | | | | | | | | | |
| * STATE OFFENSE | * STATE | * ORDINANCE | | | | * SUM- | * MARY | * PROC. | * S |
| ***** | | | | | | | | | |
| L | * NON | * AND | * NON | | | CIVIL | CLAIMS | | |
| N | * TRAF- | * TRAF- | * PARK- | * TRAF- | * TRAF- | | | | |
| E | * FIC | * FIC | * ING | * FIC | * FIC | | | | |
| ***** | | | | | | | | | |
| PENDING CASES AT THE BEGINNING OF THE YEAR..... | | | | | | | | | |
| INACTIVE BENCH WARRANTS..... 10 | 2 | 3 | 2 | 39 | 18 | 0 | 0 | 0 | 64 |
| INACTIVE: NON-SERVICE..... 20 | 9 | 21 | 94 | 54 | 25 | 11 | 0 | 2 | 216 |
| TOTAL (ADD LINES 10 AND 20)..... 30 | 11 | 24 | 96 | 53 | 43 | 11 | 0 | 2 | 280 |
| ACTIVE PENDING..... 40 | 3 | 0 | 2 | 211 | 41 | 8 | 1 | 0 | 266 |
| NEW CASES FILED THIS YEAR..... 50 | 1082 | 55 | 71 | 1055 | 183 | 174 | 25 | 70 | 2715 |
| SUBTOTAL ACTIVE..... 60 | 1085 | 55 | 73 | 1266 | 224 | 182 | 26 | 70 | 2981 |
| RE-OPENED CASES..... | | | | | | | | | |
| REMANDS FROM HIGHER COURTS..... 70 | 0 | 0 | 0 | 0 | 0 | 0 | 0 | 0 | 0 |
| PROBATION VIOLATIONS..... 80 | 2 | 5 | 0 | 25 | 23 | 0 | 0 | 0 | 55 |
| MISTRIALS..... 85 | 0 | 0 | 0 | 0 | 0 | 0 | 0 | 0 | 0 |
| APPEARANCE AFTER BENCH WARRANT ISSUED..... 90 | 13 | 2 | 3 | 46 | 16 | 0 | 0 | 0 | 80 |
| SERVICE MADE/ARRAIGNMENT..... 95 | 13 | 5 | 9 | 85 | 20 | 46 | 7 | 9 | 194 |
| OTHER..... 100 | 0 | 0 | 0 | 0 | 0 | 1 | 1 | 0 | 2 |
| SUBTOTAL (ADD LINES 70 THROUGH 100)..... 110 | 28 | 12 | 12 | 156 | 59 | 47 | 8 | 9 | 331 |
| TOTAL ACTIVE CASELOAD THIS YEAR (ADD LINES 60 AND 110)..... 120 | 1113 | 67 | 85 | 1422 | 283 | 229 | 34 | 79 | 3312 |
| JUDICIAL DISPOSITIONS..... | | | | | | | | | |
| GUILTY PLEAS..... 130 | 230 | 11 | 15 | 359 | 92 | 0 | 0 | 0 | 707 |
| TRIALS WITHOUT JURY..... 140 | 16 | 2 | 3 | 38 | 18 | 6 | 7 | 3 | 93 |
| TRIALS BY JURY..... 150 | 0 | 0 | 0 | 6 | 4 | 3 | 0 | 0 | 13 |
| DISMISSALS..... 160 | 52 | 12 | 36 | 82 | 44 | 0 | 0 | 0 | 226 |
| PELIMINARY EXAMS WAIVED..... 170 | 0 | 15 | 0 | 0 | 0 | 0 | 0 | 0 | 15 |
| PELIMINARY EXAMS CONDUCTED..... 175 | 0 | 12 | 0 | 0 | 0 | 0 | 0 | 0 | 12 |
| BENCH WARRANTS..... 180 | 27 | 0 | 6 | 56 | 27 | 0 | 0 | 0 | 116 |
| NO PROGRESS..... 185 | 0 | 0 | 0 | 0 | 0 | 10 | 1 | 1 | 12 |
| OTHER JUDICIAL DISPOSITIONS..... 190 | 0 | 0 | 0 | 0 | 3 | 80 | 15 | 46 | 144 |
| SUBTOTAL (ADD LINES 130 THROUGH 190)..... 200 | 325 | 52 | 60 | 541 | 188 | 99 | 23 | 50 | 1338 |
| OTHER DISPOSITIONS..... | | | | | | | | | |
| MAGISTRATES..... 210 | 0 | 0 | 0 | 0 | 0 | 0 | 0 | 0 | 0 |
| TRAFFIC BUREAU..... 220 | 558 | 0 | 0 | 733 | 0 | 0 | 0 | 0 | 1291 |
| NON-SERVICE..... 230 | 15 | 4 | 25 | 76 | 14 | 84 | 9 | 13 | 240 |
| SUBTOTAL (ADD LINES 210 THROUGH 230)..... 240 | 573 | 4 | 25 | 809 | 14 | 84 | 9 | 13 | 1531 |
| TOTAL DISPOSITIONS (ADD LINES 200 AND 240)..... 250 | 898 | 56 | 85 | 1350 | 202 | 183 | 32 | 63 | 2869 |
| PENDING CASES AT THE END OF YEAR..... | | | | | | | | | |
| INACTIVE: BENCH WARRANTS (LINES 10 - 90 + 180)..... 260 | 16 | 1 | 5 | 49 | 29 | 0 | 0 | 0 | 100 |
| INACTIVE: NON-SERVICE (LINES 20 - 95 + 230)..... 270 | 11 | 20 | 110 | 45 | 19 | 49 | 2 | 6 | 262 |
| ACTIVE PENDING (SUBTRACT LINE 250 FROM LINE 120)..... 280 | 215 | 11 | 0 | 72 | 81 | 46 | 2 | 16 | 443 |
| TOTAL CASES PENDING AT END OF YEAR (LINES 260+270+280)..... 290 | 242 | 32 | 115 | 166 | 129 | 95 | 4 | 22 | 805 |
| CIVIL CASES PENDING OVER 1 YEAR..... 300 | 0 | 0 | 0 | 0 | 0 | 0 | 0 | 0 | 0 |

REPORT OF DISTRICT CASELOAD

REGION 1

DISTRICT #27

COURT SUMMARY

| ***** | | | | | | | | | | |
|---|---------|-------------|---------|---------|---------|-----------|----------|---------|-----|-------|
| * CRIMINAL * | | | | | | * CIVIL * | | | | * T * |
| ***** | | | | | | | | | | |
| * STATE OFFENSE | * STATE | * ORDINANCE | | | | | * SMALL | * MARY | | |
| L | ORD. | ***** | | ***** | | | | | | |
| I | * NON | * AND | * NON | | | * CIVIL | * CLAIMS | * PROC. | | |
| N | * TRAF- | * TRAF- | * PARK- | * TRAF- | * TRAF- | | | | | |
| E | * FIC | * FIC | * ING | * FIC | * FIC | | | | | |
| ***** | | | | | | | | | | |
| PENDING CASES AT THE BEGINNING OF THE YEAR..... | | | | | | | | | | |
| INACTIVE BENCH WARRANTS..... | 10 | 2 | 13 | 2 | 121 | 89 | 0 | 0 | 0 | 227 |
| INACTIVE: NON-SERVICE..... | 20 | 11 | 50 | 94 | 755 | 226 | 46 | 0 | 9 | 1191 |
| TOTAL (ADD LINES 10 AND 20)..... | 30 | 13 | 63 | 96 | 876 | 315 | 46 | 0 | 9 | 1418 |
| ACTIVE PENDING..... | 40 | 3 | 40 | 2 | 635 | 129 | 91 | 20 | 33 | 953 |
| NEW CASES FILED THIS YEAR..... | 50 | 1086 | 189 | 71 | 6624 | 943 | 730 | 190 | 280 | 10113 |
| SUBTOTAL ACTIVE..... | 60 | 1089 | 229 | 73 | 7259 | 1072 | 821 | 210 | 313 | 11066 |
| RE-OPENED CASES..... | | | | | | | | | | |
| REMANDS FROM HIGHER COURTS..... | 70 | 0 | 0 | 0 | 0 | 0 | 30 | 0 | 0 | 30 |
| PROBATION VIOLATIONS..... | 80 | 2 | 43 | 0 | 25 | 23 | 0 | 0 | 0 | 93 |
| MISTRIALS..... | 85 | 0 | 0 | 0 | 0 | 0 | 0 | 0 | 0 | 0 |
| APPEARANCE AFTER BENCH WARRANT ISSUED..... | 90 | 13 | 16 | 3 | 115 | 143 | 0 | 0 | 0 | 290 |
| SERVICE MADE/ARRAIGNMENT..... | 95 | 15 | 62 | 9 | 764 | 252 | 139 | 30 | 21 | 1292 |
| OTHER..... | 100 | 0 | 0 | 0 | 0 | 0 | 1 | 1 | 0 | 2 |
| SUBTOTAL (ADD LINES 70 THROUGH 100)..... | 110 | 30 | 121 | 12 | 904 | 418 | 170 | 31 | 21 | 1707 |
| TOTAL ACTIVE CASELOAD THIS YEAR (ADD LINES 60 AND 110)..... | 120 | 1119 | 350 | 85 | 8163 | 1490 | 991 | 241 | 334 | 12773 |
| JUDICIAL DISPOSITIONS..... | | | | | | | | | | |
| GUILTY PLEAS..... | 130 | 235 | 49 | 15 | 2103 | 672 | 0 | 0 | 0 | 3074 |
| TRIALS WITHOUT JURY..... | 140 | 16 | 4 | 3 | 190 | 70 | 126 | 55 | 90 | 554 |
| TRIALS BY JURY..... | 150 | 0 | 0 | 0 | 7 | 4 | 5 | 0 | 0 | 16 |
| DISMISSALS..... | 160 | 53 | 23 | 36 | 194 | 169 | 133 | 47 | 64 | 719 |
| PELIMINARY EXAMS WAIVED..... | 170 | 0 | 51 | 0 | 0 | 0 | 0 | 0 | 0 | 51 |
| PELIMINARY EXAMS CONDUCTED..... | 175 | 0 | 37 | 0 | 0 | 0 | 0 | 0 | 0 | 37 |
| BENCH WARRANTS..... | 180 | 27 | 4 | 6 | 161 | 251 | 0 | 0 | 0 | 449 |
| NO PROGRESS..... | 185 | 0 | 0 | 0 | 0 | 0 | 65 | 9 | 14 | 88 |
| OTHER JUDICIAL DISPOSITIONS..... | 190 | 0 | 24 | 0 | 5 | 42 | 144 | 51 | 123 | 389 |
| SUBTOTAL (ADD LINES 130 THROUGH 190)..... | 200 | 331 | 192 | 60 | 2660 | 1208 | 473 | 162 | 291 | 5377 |
| OTHER DISPOSITIONS..... | | | | | | | | | | |
| MAGISTRATES..... | 210 | 0 | 0 | 0 | 0 | 0 | 0 | 0 | 0 | 0 |
| TRAFFIC BUREAU..... | 220 | 558 | 45 | 0 | 4131 | 0 | 0 | 0 | 0 | 4734 |
| NON-SERVICE..... | 230 | 15 | 97 | 25 | 521 | 46 | 194 | 42 | 18 | 958 |
| SUBTOTAL (ADD LINES 210 THROUGH 230)..... | 240 | 573 | 142 | 25 | 4652 | 46 | 194 | 42 | 18 | 5692 |
| TOTAL DISPOSITIONS (ADD LINES 200 AND 240)..... | 250 | 904 | 334 | 85 | 7312 | 1254 | 667 | 204 | 309 | 11069 |
| PENDING CASES AT THE END OF YEAR..... | | | | | | | | | | |
| INACTIVE: BENCH WARRANTS (LINES 10 - 90 + 180)..... | 260 | 16 | 1 | 5 | 167 | 197 | 0 | 0 | 0 | 386 |
| INACTIVE: NON-SERVICE (LINES 20 - 95 + 230)..... | 270 | 11 | 85 | 110 | 512 | 20 | 101 | 12 | 6 | 857 |
| ACTIVE PENDING (SUBTRACT LINE 250 FROM LINE 120)..... | 280 | 215 | 16 | 0 | 851 | 236 | 324 | 37 | 25 | 1704 |
| TOTAL CASES PENDING AT END OF YEAR(LINES 260+270+280)..... | 290 | 242 | 102 | 115 | 1530 | 453 | 425 | 49 | 31 | 2947 |
| CIVIL CASES PENDING OVER 1 YEAR..... | 300 | 0 | 0 | 0 | 0 | 0 | 0 | 0 | 0 | 0 |

REPORT OF DISTRICT CASELOAD

REGION 1

DISTRICT #28

CITY OF SOUTHGATE

| ***** | | | | | | | | | |
|---|-------|-------|-------|-------|-----------|-------|--------|-------|------|
| * CRIMINAL * | | | | | * CIVIL * | | | * T * | |
| ***** | | | | | | | | | |
| * STATE OFFENSE * STATE * ORDINANCE * | | | | | * * * * * | | | * T * | |
| ***** | | | | | | | | | |
| L | STATE | NON | AND | ORD. | NON | CIVIL | SUM- | MARY | A |
| I | TRAF- | TRAF- | PARK- | TRAF- | TRAF- | CIVIL | SMALL | MARY | L |
| N | FIC | FIC | ING | FIC | FIC | | CLAIMS | PROC. | S |
| E | | | | | | | | | |
| ***** | | | | | | | | | |
| PENDING CASES AT THE BEGINNING OF THE YEAR..... | | | | | | | | | |
| INACTIVE BENCH WARRANTS..... | 10 | 0 | 20 | 0 | 138 | 116 | 0 | 0 | 274 |
| INACTIVE: NON-SERVICE..... | 20 | 0 | 46 | 0 | 487 | 0 | 5 | 0 | 538 |
| TOTAL (ADD LINES 10 AND 20)..... | 30 | 0 | 66 | 0 | 625 | 116 | 5 | 0 | 812 |
| ACTIVE PENDING..... | 40 | 6 | 25 | 23 | 598 | 444 | 64 | 0 | 1182 |
| NEW CASES FILED THIS YEAR..... | 50 | 103 | 123 | 63 | 6375 | 499 | 232 | 117 | 7908 |
| SUBTOTAL ACTIVE..... | 60 | 109 | 148 | 86 | 6973 | 943 | 296 | 117 | 9090 |
| RE-OPENED CASES..... | | | | | | | | | |
| REMANDS FROM HIGHER COURTS..... | 70 | 0 | 2 | 0 | 0 | 0 | 0 | 0 | 2 |
| PROBATION VIOLATIONS..... | 80 | 0 | 1 | 0 | 12 | 18 | 0 | 0 | 31 |
| MISTRIALS..... | 85 | 0 | 0 | 0 | 0 | 0 | 0 | 0 | 0 |
| APPEARANCE AFTER BENCH WARRANT ISSUED..... | 90 | 1 | 8 | 0 | 35 | 43 | 0 | 0 | 87 |
| SERVICE MADE/ARRAIGNMENT..... | 95 | 0 | 12 | 0 | 316 | 70 | 86 | 31 | 701 |
| OTHER..... | 100 | 0 | 0 | 0 | 0 | 0 | 5 | 1 | 6 |
| SUBTOTAL (ADD LINES 70 THROUGH 100)..... | 110 | 1 | 23 | 0 | 363 | 131 | 91 | 32 | 827 |
| TOTAL ACTIVE CASELOAD THIS YEAR (ADD LINES 60 AND 110)..... | 120 | 110 | 171 | 86 | 7336 | 1074 | 387 | 149 | 9917 |
| JUDICIAL DISPOSITIONS..... | | | | | | | | | |
| GUILTY PLEAS..... | 130 | 94 | 11 | 22 | 803 | 256 | 0 | 0 | 1186 |
| TRIALS WITHOUT JURY..... | 140 | 2 | 15 | 14 | 475 | 53 | 18 | 18 | 638 |
| TRIALS BY JURY..... | 150 | 0 | 0 | 1 | 1 | 11 | 1 | 0 | 14 |
| DISMISSALS..... | 160 | 4 | 28 | 21 | 217 | 143 | 30 | 10 | 458 |
| PELIMINARY EXAMS WAIVED..... | 170 | 1 | 37 | 0 | 0 | 0 | 0 | 0 | 38 |
| PELIMINARY EXAMS CONDUCTED..... | 175 | 3 | 35 | 0 | 0 | 0 | 0 | 0 | 38 |
| BENCH WARRANTS..... | 180 | 1 | 4 | 3 | 61 | 73 | 0 | 0 | 142 |
| NO PROGRESS..... | 185 | 0 | 0 | 0 | 0 | 0 | 94 | 4 | 103 |
| OTHER JUDICIAL DISPOSITIONS..... | 190 | 0 | 3 | 0 | 0 | 5 | 107 | 73 | 439 |
| SUBTOTAL (ADD LINES 130 THROUGH 190)..... | 200 | 105 | 133 | 61 | 1557 | 541 | 250 | 105 | 3154 |
| OTHER DISPOSITIONS..... | | | | | | | | | |
| MAGISTRATES..... | 210 | 0 | 0 | 0 | 0 | 0 | 0 | 0 | 0 |
| TRAFFIC BUREAU..... | 220 | 0 | 0 | 0 | 4257 | 302 | 0 | 0 | 4559 |
| NON-SERVICE..... | 230 | 0 | 12 | 1 | 485 | 174 | 124 | 41 | 193 |
| SUBTOTAL (ADD LINES 210 THROUGH 230)..... | 240 | 0 | 12 | 1 | 4742 | 476 | 124 | 41 | 5589 |
| TOTAL DISPOSITIONS (ADD LINES 200 AND 240)..... | 250 | 105 | 145 | 62 | 6299 | 1017 | 374 | 146 | 8743 |
| PENDING CASES AT THE END OF YEAR..... | | | | | | | | | |
| INACTIVE: BENCH WARRANTS (LINES 10 - 90 + 180)..... | 260 | 0 | 16 | 3 | 164 | 146 | 0 | 0 | 329 |
| INACTIVE: NON-SERVICE (LINES 20 - 95 + 230)..... | 270 | 0 | 46 | 1 | 656 | 104 | 43 | 10 | 867 |
| ACTIVE PENDING (SUBTRACT LINE 250 FROM LINE 120)..... | 280 | 5 | 26 | 24 | 1037 | 57 | 13 | 3 | 1174 |
| TOTAL CASES PENDING AT END OF YEAR(LINES 260+270+280)..... | 290 | 5 | 88 | 28 | 1857 | 307 | 56 | 13 | 2370 |
| CIVIL CASES PENDING OVER 1 YEAR..... | 300 | 0 | 0 | 0 | 0 | 0 | 0 | 0 | 0 |

REPORT OF DISTRICT CASELOAD

REGION 1

DISTRICT #29

CITY OF WAYNE

| ***** | | | | | | | | | |
|---|---------------|-------|-----------|-------|-----------|-------|--------|-------|-------|
| * CRIMINAL * | | | | | * CIVIL * | | | * T * | |
| ***** | | | | | | | | | |
| | STATE OFFENSE | STATE | ORDINANCE | | | | | | |
| | ORD. | AND | NON | NON | CIVIL | SMALL | SUM- | MARY | A |
| | TRAF- | TRAF- | PARK- | TRAF- | TRAF- | CIVIL | CLAIMS | PROC. | L |
| | FIC | FIC | ING | FIC | FIC | | | | S |
| ***** | | | | | | | | | |
| PENDING CASES AT THE BEGINNING OF THE YEAR..... | | | | | | | | | |
| INACTIVE BENCH WARRANTS..... | 10 | 17 | 46 | 3 | 130 | 66 | 2 | 0 | 264 |
| INACTIVE: NON-SERVICE..... | 20 | 119 | 101 | 7 | 558 | 135 | 70 | 2 | 994 |
| TOTAL (ADD LINES 10 AND 20)..... | 30 | 136 | 147 | 10 | 688 | 201 | 72 | 2 | 1258 |
| ACTIVE PENDING..... | 40 | 56 | 21 | 379 | 214 | 19 | 0 | 3 | 692 |
| NEW CASES FILED THIS YEAR..... | 50 | 617 | 319 | 2410 | 4049 | 786 | 224 | 88 | 8768 |
| SUBTOTAL ACTIVE..... | 60 | 673 | 340 | 2789 | 4263 | 805 | 224 | 91 | 9460 |
| RE-OPENED CASES..... | | | | | | | | | |
| REMANDS FROM HIGHER COURTS..... | 70 | 0 | 1 | 0 | 0 | 0 | 61 | 0 | 62 |
| PROBATION VIOLATIONS..... | 80 | 0 | 6 | 0 | 7 | 0 | 0 | 0 | 13 |
| MISTRIALS..... | 85 | 0 | 0 | 0 | 0 | 0 | 0 | 0 | 0 |
| APPEARANCE AFTER BENCH WARRANT ISSUED..... | 90 | 12 | 30 | 2 | 99 | 47 | 0 | 0 | 190 |
| SERVICE MADE/ARRAIGNMENT..... | 95 | 131 | 159 | 2 | 352 | 84 | 197 | 28 | 961 |
| OTHER..... | 100 | 0 | 0 | 0 | 0 | 39 | 1 | 0 | 40 |
| SUBTOTAL (ADD LINES 70 THROUGH 100)..... | 110 | 143 | 196 | 4 | 458 | 170 | 259 | 28 | 1266 |
| TOTAL ACTIVE CASELOAD THIS YEAR (ADD LINES 60 AND 110)..... | 120 | 816 | 536 | 2793 | 4721 | 975 | 483 | 119 | 10726 |
| JUDICIAL DISPOSITIONS..... | | | | | | | | | |
| GUILTY PLEAS..... | 130 | 146 | 121 | 160 | 1018 | 318 | 0 | 0 | 1763 |
| TRIALS WITHOUT JURY..... | 140 | 78 | 81 | 63 | 489 | 96 | 19 | 44 | 928 |
| TRIALS BY JURY..... | 150 | 1 | 6 | 0 | 1 | 1 | 1 | 0 | 10 |
| DISMISSALS..... | 160 | 5 | 14 | 316 | 35 | 29 | 30 | 1 | 430 |
| PELIMINARY EXAMS WAIVED..... | 170 | 0 | 30 | 0 | 0 | 0 | 0 | 0 | 30 |
| PELIMINARY EXAMS CONDUCTED..... | 175 | 0 | 68 | 0 | 0 | 0 | 0 | 0 | 68 |
| BENCH WARRANTS..... | 180 | 11 | 30 | 1 | 93 | 33 | 4 | 0 | 172 |
| NO PROGRESS..... | 185 | 0 | 0 | 0 | 0 | 0 | 8 | 0 | 8 |
| OTHER JUDICIAL DISPOSITIONS..... | 190 | 162 | 3 | 65 | 286 | 0 | 197 | 44 | 969 |
| SUBTOTAL (ADD LINES 130 THROUGH 190)..... | 200 | 403 | 353 | 605 | 1922 | 477 | 259 | 89 | 4378 |
| OTHER DISPOSITIONS..... | | | | | | | | | |
| MAGISTRATES..... | 210 | 0 | 0 | 0 | 0 | 0 | 0 | 0 | 0 |
| TRAFFIC BUREAU..... | 220 | 235 | 7 | 1715 | 2126 | 344 | 0 | 0 | 4427 |
| NON-SERVICE..... | 230 | 110 | 151 | 2 | 325 | 82 | 151 | 26 | 853 |
| SUBTOTAL (ADD LINES 210 THROUGH 230)..... | 240 | 345 | 158 | 1717 | 2451 | 426 | 151 | 26 | 5280 |
| TOTAL DISPOSITIONS (ADD LINES 200 AND 240)..... | 250 | 748 | 511 | 2322 | 4373 | 903 | 410 | 115 | 9658 |
| PENDING CASES AT THE END OF YEAR..... | | | | | | | | | |
| INACTIVE: BENCH WARRANTS (LINES 10 - 90 + 180)..... | 260 | 16 | 46 | 2 | 124 | 52 | 6 | 0 | 246 |
| INACTIVE: NON-SERVICE (LINES 20 - 95 + 230)..... | 270 | 98 | 93 | 7 | 531 | 133 | 24 | 0 | 886 |
| ACTIVE PENDING (SUBTRACT LINE 250 FROM LINE 120)..... | 280 | 68 | 25 | 471 | 348 | 72 | 73 | 4 | 1068 |
| TOTAL CASES PENDING AT END OF YEAR(LINES 260+270+280)..... | 290 | 182 | 164 | 480 | 1003 | 257 | 103 | 4 | 2200 |
| CIVIL CASES PENDING OVER 1 YEAR..... | 300 | 0 | 0 | 0 | 0 | 0 | 0 | 0 | 0 |

REPORT OF DISTRICT CASELOAD

REGION 1

DISTRICT #30

CITY OF HIGHLAND PARK

| ***** | | | | | | | | | |
|---|---------|---------|---------|---------|---------------|---------|----------|---------|------|
| * C R I M I N A L * | | | | | * C I V I L * | | | * T * | |
| ***** | | | | | | | | | |
| * STATE OFFENSE * STATE * ORDINANCE * | | | | | | | | | |
| ***** | | | | | | | | | |
| L | * NON | * AND | * NON | * CIVIL | * SMALL | * MARY | * SUM- | * A | * S |
| E | * TRAF- | * TRAF- | * PARK- | * TRAF- | * TRAF- | * CIVIL | * CLAIMS | * PROC. | * S |
| | * FIC | * FIC | * ING | * FIC | * FIC | | | | |
| ***** | | | | | | | | | |
| PENDING CASES AT THE BEGINNING OF THE YEAR..... | | | | | | | | | |
| INACTIVE BENCH WARRANTS..... | 10 | 1 | 10 | 0 | 111 | 215 | 0 | 0 | 337 |
| INACTIVE: NON-SERVICE..... | 20 | 17 | 42 | 0 | 930 | 1653 | 29 | 15 | 2686 |
| TOTAL (ADD LINES 10 AND 20)..... | 30 | 18 | 52 | 0 | 1041 | 1868 | 29 | 15 | 3023 |
| ACTIVE PENDING..... | 40 | 0 | 15 | 0 | 53 | 8 | 9 | 7 | 92 |
| NEW CASES FILED THIS YEAR..... | 50 | 97 | 227 | 0 | 3686 | 1388 | 184 | 21 | 6249 |
| SUBTOTAL ACTIVE..... | 60 | 97 | 242 | 0 | 3739 | 1396 | 193 | 21 | 6341 |
| RE-OPENED CASES..... | | | | | | | | | |
| REMANDS FROM HIGHER COURTS..... | 70 | 0 | 4 | 0 | 0 | 0 | 0 | 0 | 4 |
| PROBATION VIOLATIONS..... | 80 | 0 | 0 | 0 | 0 | 0 | 0 | 0 | 0 |
| MISTRIALS..... | 85 | 0 | 0 | 0 | 0 | 0 | 0 | 0 | 0 |
| APPEARANCE AFTER BENCH WARRANT ISSUED..... | 90 | 0 | 1 | 0 | 13 | 45 | 0 | 0 | 59 |
| SERVICE MADE/ARRAIGNMENT..... | 95 | 30 | 27 | 0 | 1178 | 317 | 85 | 2 | 1740 |
| OTHER..... | 100 | 0 | 0 | 0 | 0 | 0 | 0 | 0 | 0 |
| SUBTOTAL (ADD LINES 70 THROUGH 100)..... | 110 | 30 | 32 | 0 | 1191 | 362 | 85 | 2 | 1803 |
| TOTAL ACTIVE CASELOAD THIS YEAR (ADD LINES 60 AND 110)..... | 120 | 127 | 274 | 0 | 4930 | 1758 | 278 | 23 | 8144 |
| JUDICIAL DISPOSITIONS..... | | | | | | | | | |
| GUILTY PLEAS..... | 130 | 27 | 17 | 0 | 1197 | 600 | 0 | 0 | 1841 |
| TRIALS WITHOUT JURY..... | 140 | 2 | 7 | 0 | 122 | 199 | 2 | 3 | 506 |
| TRIALS BY JURY..... | 150 | 0 | 1 | 0 | 0 | 0 | 0 | 1 | 2 |
| DISMISSALS..... | 160 | 29 | 14 | 0 | 295 | 322 | 54 | 7 | 897 |
| PELIMINARY EXAMS WAIVED..... | 170 | 0 | 43 | 0 | 0 | 0 | 0 | 0 | 43 |
| PELIMINARY EXAMS CONDUCTED..... | 175 | 0 | 135 | 0 | 0 | 0 | 0 | 0 | 135 |
| BENCH WARRANTS..... | 180 | 2 | 9 | 0 | 12 | 60 | 0 | 0 | 83 |
| NO PROGRESS..... | 185 | 0 | 0 | 0 | 0 | 0 | 0 | 15 | 15 |
| OTHER JUDICIAL DISPOSITIONS..... | 190 | 0 | 0 | 0 | 0 | 0 | 67 | 8 | 270 |
| SUBTOTAL (ADD LINES 130 THROUGH 190)..... | 200 | 60 | 226 | 0 | 1626 | 1181 | 123 | 18 | 3867 |
| OTHER DISPOSITIONS..... | | | | | | | | | |
| MAGISTRATES..... | 210 | 0 | 0 | 0 | 0 | 0 | 0 | 0 | 0 |
| TRAFFIC BUREAU..... | 220 | 0 | 0 | 0 | 1078 | 0 | 0 | 0 | 1078 |
| NON-SERVICE..... | 230 | 66 | 41 | 0 | 2115 | 548 | 70 | 3 | 2950 |
| SUBTOTAL (ADD LINES 210 THROUGH 230)..... | 240 | 66 | 41 | 0 | 3193 | 548 | 70 | 3 | 4028 |
| TOTAL DISPOSITIONS (ADD LINES 200 AND 240)..... | 250 | 126 | 267 | 0 | 4819 | 1729 | 193 | 21 | 7895 |
| PENDING CASES AT THE END OF YEAR..... | | | | | | | | | |
| INACTIVE: BENCH WARRANTS (LINES 10 - 90 + 180)..... | 260 | 3 | 18 | 0 | 110 | 230 | 0 | 0 | 361 |
| INACTIVE: NON-SERVICE (LINES 20 - 95 + 230)..... | 270 | 53 | 56 | 0 | 1867 | 1884 | 14 | 1 | 3896 |
| ACTIVE PENDING (SUBTRACT LINE 250 FROM LINE 120)..... | 280 | 1 | 7 | 0 | 111 | 29 | 85 | 2 | 249 |
| TOTAL CASES PENDING AT END OF YEAR(LINES 260+270+280)..... | 290 | 57 | 81 | 0 | 2088 | 2143 | 99 | 3 | 4506 |
| CIVIL CASES PENDING OVER 1 YEAR..... | 300 | 0 | 0 | 0 | 0 | 0 | 0 | 0 | 0 |

REPORT OF DISTRICT CASELOAD

REGION 1

DISTRICT #31

CITY OF HAMTRAMCK

| ***** | | | | | | | | | |
|---|-------|-------|-------|-------|---------------|-------|--------|-------|------|
| * C R I M I N A L * | | | | | * C I V I L * | | | * T * | |
| ***** | | | | | | | | | |
| * STATE OFFENSE * STATE * ORDINANCE * | | | | | * * * * * | | | * T * | |
| ***** | | | | | | | | | |
| L | ORD. | NON | AND | NON | CIVIL | SUM- | MARY | A | * |
| N | TRAF- | TRAF- | PARK- | TRAF- | TRAF- | CIVIL | CLAIMS | PROC. | S |
| E | FIC | FIC | ING | FIC | FIC | | | | * |
| ***** | | | | | | | | | |
| PENDING CASES AT THE BEGINNING OF THE YEAR..... | | | | | | | | | |
| INACTIVE BENCH WARRANTS..... | 10 | 0 | 55 | 9 | 134 | 210 | 0 | 0 | 408 |
| INACTIVE: NON-SERVICE..... | 20 | 0 | 7 | 16 | 573 | 272 | 26 | 0 | 894 |
| TOTAL (ADD LINES 10 AND 20)..... | 30 | 0 | 62 | 25 | 707 | 482 | 26 | 0 | 1302 |
| ACTIVE PENDING..... | 40 | 1 | 163 | 13 | 101 | 12 | 124 | 0 | 426 |
| NEW CASES FILED THIS YEAR..... | 50 | 0 | 80 | 360 | 3305 | 396 | 478 | 79 | 4874 |
| SUBTOTAL ACTIVE..... | 60 | 1 | 243 | 373 | 3406 | 408 | 602 | 79 | 5300 |
| RE-OPENED CASES..... | | | | | | | | | |
| REMANDS FROM HIGHER COURTS..... | 70 | 0 | 1 | 0 | 3 | 1 | 40 | 0 | 45 |
| PROBATION VIOLATIONS..... | 80 | 0 | 1 | 0 | 0 | 4 | 0 | 0 | 5 |
| MISTRIALS..... | 85 | 0 | 0 | 0 | 0 | 0 | 0 | 0 | 0 |
| APPEARANCE AFTER BENCH WARRANT ISSUED..... | 90 | 0 | 2 | 1 | 8 | 7 | 0 | 0 | 18 |
| SERVICE MADE/ARRAIGNMENT..... | 95 | 0 | 0 | 0 | 0 | 0 | 0 | 0 | 0 |
| OTHER..... | 100 | 0 | 0 | 0 | 0 | 0 | 6 | 1 | 9 |
| SUBTOTAL (ADD LINES 70 THROUGH 100)..... | 110 | 0 | 4 | 1 | 11 | 12 | 46 | 1 | 77 |
| TOTAL ACTIVE CASELOAD THIS YEAR (ADD LINES 60 AND 110)..... | 120 | 1 | 247 | 374 | 3417 | 420 | 648 | 80 | 5377 |
| JUDICIAL DISPOSITIONS..... | | | | | | | | | |
| GUILTY PLEAS..... | 130 | 0 | 7 | 17 | 538 | 52 | 0 | 0 | 614 |
| TRIALS WITHOUT JURY..... | 140 | 0 | 5 | 22 | 711 | 147 | 115 | 41 | 1175 |
| TRIALS BY JURY..... | 150 | 0 | 0 | 0 | 0 | 2 | 7 | 0 | 9 |
| DISMISSALS..... | 160 | 0 | 15 | 4 | 151 | 108 | 79 | 13 | 400 |
| PELIMINARY EXAMS WAIVED..... | 170 | 0 | 19 | 0 | 0 | 0 | 0 | 0 | 19 |
| PELIMINARY EXAMS CONDUCTED..... | 175 | 0 | 60 | 0 | 0 | 0 | 0 | 0 | 60 |
| BENCH WARRANTS..... | 180 | 0 | 4 | 1 | 90 | 43 | 0 | 0 | 138 |
| NO PROGRESS..... | 185 | 0 | 0 | 0 | 0 | 0 | 109 | 1 | 115 |
| OTHER JUDICIAL DISPOSITIONS..... | 190 | 0 | 8 | 0 | 54 | 5 | 191 | 15 | 288 |
| SUBTOTAL (ADD LINES 130 THROUGH 190)..... | 200 | 0 | 118 | 44 | 1544 | 357 | 501 | 70 | 2818 |
| OTHER DISPOSITIONS..... | | | | | | | | | |
| MAGISTRATES..... | 210 | 0 | 0 | 0 | 0 | 0 | 0 | 0 | 0 |
| TRAFFIC BUREAU..... | 220 | 0 | 0 | 0 | 1368 | 0 | 0 | 0 | 1368 |
| NON-SERVICE..... | 230 | 0 | 16 | 11 | 449 | 49 | 55 | 3 | 583 |
| SUBTOTAL (ADD LINES 210 THROUGH 230)..... | 240 | 0 | 16 | 11 | 1817 | 49 | 55 | 3 | 1951 |
| TOTAL DISPOSITIONS (ADD LINES 200 AND 240)..... | 250 | 0 | 134 | 55 | 3361 | 406 | 556 | 73 | 4769 |
| PENDING CASES AT THE END OF YEAR..... | | | | | | | | | |
| INACTIVE: BENCH WARRANTS (LINES 10 - 90 + 180)..... | 260 | 0 | 57 | 9 | 216 | 246 | 0 | 0 | 528 |
| INACTIVE: NON-SERVICE (LINES 20 - 95 + 230)..... | 270 | 0 | 23 | 27 | 1022 | 321 | 81 | 3 | 1477 |
| ACTIVE PENDING (SUBTRACT LINE 250 FROM LINE 120)..... | 280 | 1 | 113 | 319 | 56 | 14 | 92 | 7 | 608 |
| TOTAL CASES PENDING AT END OF YEAR(LINES 260+270+280)..... | 290 | 1 | 193 | 353 | 1294 | 581 | 173 | 10 | 2613 |
| CIVIL CASES PENDING OVER 1 YEAR..... | 300 | 0 | 0 | 0 | 0 | 0 | 10 | 0 | 10 |

REPORT OF DISTRICT CASELOAD

REGION 1

DISTRICT #32A

CITY OF HARPER WOODS

| ***** | | | | | | | | | | |
|--|-----|----|----|------|------|------|-----|----|---|-------|
| * C R I M I N A L * C I V I L * T * | | | | | | | | | | |
| * STATE OFFENSE * STATE * ORDINANCE * * * * * T * | | | | | | | | | | |
| L ***** ORD. ***** * * SUM- * A * | | | | | | | | | | |
| I * * NON * AND * * NON * * SMALL * MARY * L * | | | | | | | | | | |
| N * TRAF- * TRAF- * PARK- * TRAF- * TRAF- * CIVIL * CLAIMS * PROC. * S * | | | | | | | | | | |
| E * FIC * FIC * ING * FIC * FIC * * * * * * * * * | | | | | | | | | | |
| ***** | | | | | | | | | | |
| PENDING CASES AT THE BEGINNING OF THE YEAR..... | | | | | | | | | | |
| INACTIVE BENCH WARRANTS..... | 10 | 0 | 0 | 769 | 429 | 239 | 0 | 0 | 0 | 1437 |
| INACTIVE: NON-SERVICE..... | 20 | 0 | 2 | 0 | 0 | 0 | 0 | 0 | 0 | 2 |
| TOTAL (ADD LINES 10 AND 20)..... | 30 | 0 | 2 | 769 | 429 | 239 | 0 | 0 | 0 | 1439 |
| ACTIVE PENDING..... | 40 | 1 | 3 | 25 | 741 | 278 | 4 | 0 | 0 | 1052 |
| NEW CASES FILED THIS YEAR..... | 50 | 85 | 78 | 4509 | 3982 | 982 | 286 | 11 | 5 | 9938 |
| SUBTOTAL ACTIVE..... | 60 | 86 | 81 | 4534 | 4723 | 1260 | 290 | 11 | 5 | 10990 |
| RE-OPENED CASES..... | | | | | | | | | | |
| REMANDS FROM HIGHER COURTS..... | 70 | 0 | 0 | 0 | 0 | 0 | 29 | 0 | 0 | 29 |
| PROBATION VIOLATIONS..... | 80 | 0 | 0 | 0 | 0 | 15 | 0 | 0 | 0 | 15 |
| MISTRIALS..... | 85 | 0 | 0 | 0 | 0 | 0 | 0 | 0 | 0 | 0 |
| APPEARANCE AFTER BENCH WARRANT ISSUED..... | 90 | 4 | 0 | 1393 | 1411 | 225 | 0 | 0 | 0 | 3033 |
| SERVICE MADE/ARRAIGNMENT..... | 95 | 0 | 0 | 0 | 0 | 0 | 0 | 0 | 0 | 0 |
| OTHER..... | 100 | 0 | 0 | 0 | 0 | 0 | 0 | 0 | 0 | 0 |
| SUBTOTAL (ADD LINES 70 THROUGH 100)..... | 110 | 4 | 0 | 1393 | 1411 | 240 | 29 | 0 | 0 | 3077 |
| TOTAL ACTIVE CASELOAD THIS YEAR (ADD LINES 60 AND 110)..... | 120 | 90 | 81 | 5927 | 6134 | 1500 | 319 | 11 | 5 | 14067 |
| JUDICIAL DISPOSITIONS..... | | | | | | | | | | |
| GUILTY PLEAS..... | 130 | 58 | 0 | 1055 | 1799 | 367 | 0 | 0 | 0 | 3279 |
| TRIALS WITHOUT JURY..... | 140 | 4 | 0 | 92 | 214 | 135 | 3 | 2 | 0 | 450 |
| TRIALS BY JURY..... | 150 | 0 | 0 | 0 | 3 | 5 | 0 | 0 | 0 | 8 |
| DISMISSALS..... | 160 | 9 | 5 | 677 | 168 | 129 | 2 | 0 | 0 | 990 |
| PELIMINARY EXAMS WAIVED..... | 170 | 0 | 30 | 0 | 0 | 0 | 0 | 0 | 0 | 30 |
| PELIMINARY EXAMS CONDUCTED..... | 175 | 0 | 29 | 0 | 0 | 0 | 0 | 0 | 0 | 39 |
| BENCH WARRANTS..... | 180 | 13 | 0 | 2331 | 1685 | 231 | 0 | 0 | 0 | 4260 |
| NO PROGRESS..... | 185 | 0 | 0 | 0 | 0 | 0 | 0 | 0 | 0 | 0 |
| OTHER JUDICIAL DISPOSITIONS..... | 190 | 1 | 0 | 0 | 0 | 14 | 128 | 3 | 0 | 146 |
| SUBTOTAL (ADD LINES 130 THROUGH 190)..... | 200 | 85 | 74 | 4155 | 3869 | 881 | 133 | 5 | 0 | 9202 |
| OTHER DISPOSITIONS..... | | | | | | | | | | |
| MAGISTRATES..... | 210 | 0 | 0 | 0 | 0 | 0 | 0 | 0 | 0 | 0 |
| TRAFFIC BUREAU..... | 220 | 0 | 0 | 157 | 2205 | 0 | 0 | 0 | 0 | 3777 |
| NON-SERVICE..... | 230 | 0 | 0 | 0 | 0 | 0 | 0 | 0 | 0 | 0 |
| SUBTOTAL (ADD LINES 210 THROUGH 230)..... | 240 | 0 | 0 | 1572 | 2205 | 0 | 0 | 0 | 0 | 3777 |
| TOTAL DISPOSITIONS (ADD LINES 200 AND 240)..... | 250 | 85 | 74 | 5727 | 6074 | 881 | 133 | 5 | 0 | 12979 |
| PENDING CASES AT THE END OF YEAR..... | | | | | | | | | | |
| INACTIVE: BENCH WARRANTS (LINES 10 - 90 + 180)..... | 260 | 9 | 0 | 1707 | 703 | 245 | 0 | 0 | 0 | 2664 |
| INACTIVE: NON-SERVICE (LINES 20 - 95 + 230)..... | 270 | 0 | 2 | 0 | 0 | 0 | 0 | 0 | 0 | 2 |
| ACTIVE PENDING (SUBTRACT LINE 250 FROM LINE 120)..... | 280 | 5 | 7 | 200 | 60 | 619 | 186 | 6 | 5 | 1088 |
| TOTAL CASES PENDING AT END OF YEAR(LINES 260+270+280)..... | 290 | 14 | 9 | 1907 | 763 | 864 | 186 | 6 | 5 | 3754 |
| CIVIL CASES PENDING OVER 1 YEAR..... | 300 | 0 | 0 | 0 | 0 | 0 | 0 | 0 | 0 | 0 |

REPORT OF DISTRICT CASELOAD

REGION 1

DISTRICT #33

CITY OF WOODHAVEN

| ***** | | | | | | | | | | |
|---|---|---------|-----------|---------|-----------|-----------|-----------|-----------|-----------|-------|
| * CRIMINAL * | | | | | * CIVIL * | | | * T * | | |
| ***** | | | | | | | | | | |
| * STATE OFFENSE * STATE * ORDINANCE * | | | | | * * * * * | | * * * * * | | | |
| L | ***** | ORD. | ***** | ***** | * * * * * | * * * * * | * * * * * | * * * * * | * * * * * | |
| I | * NON | * AND | * * * * * | * NON | * * * * * | * * * * * | * * * * * | * * * * * | * * * * * | |
| N | * TRAF- | * TRAF- | * PARK- | * TRAF- | * TRAF- | * CIVIL | * CLAIMS | * MARY | * SUM- | |
| E | * FIC | * FIC | * ING | * FIC | * FIC | * * * * * | * * * * * | * * * * * | * * * * * | |
| ***** | | | | | | | | | | |
| PENDING CASES AT THE BEGINNING OF THE YEAR..... | | | | | | | | | | |
| | INACTIVE BENCH WARRANTS..... | 10 | 829 | 141 | 0 | 495 | 150 | 0 | 0 | 1615 |
| | INACTIVE: NON-SERVICE..... | 20 | 775 | 348 | 0 | 485 | 129 | 79 | 19 | 1854 |
| | TOTAL (ADD LINES 10 AND 20)..... | 30 | 1604 | 488 | 0 | 980 | 279 | 79 | 19 | 3469 |
| | ACTIVE PENDING..... | 40 | 193 | 156 | 0 | 645 | 293 | 114 | 15 | 1462 |
| | NEW CASES FILED THIS YEAR..... | 50 | 6688 | 2190 | 0 | 9025 | 1700 | 510 | 247 | 21284 |
| | SUBTOTAL ACTIVE..... | 60 | 6881 | 2346 | 0 | 9670 | 1993 | 624 | 262 | 22746 |
| RE-OPENED CASES..... | | | | | | | | | | |
| | REMANDS FROM HIGHER COURTS..... | 70 | 0 | 9 | 0 | 1 | 0 | 0 | 0 | 10 |
| | PROBATION VIOLATIONS..... | 80 | 21 | 22 | 0 | 34 | 25 | 0 | 0 | 102 |
| | MISTRIALS..... | 85 | 1 | 0 | 0 | 0 | 0 | 1 | 0 | 2 |
| | APPEARANCE AFTER BENCH WARRANT ISSUED..... | 90 | 348 | 83 | 0 | 386 | 53 | 0 | 0 | 870 |
| | SERVICE MADE/ARRAIGNMENT..... | 95 | 1504 | 493 | 0 | 1500 | 131 | 227 | 90 | 4008 |
| | OTHER..... | 100 | 74 | 39 | 0 | 2 | 5 | 23 | 0 | 151 |
| | SUBTOTAL (ADD LINES 70 THROUGH 100)..... | 110 | 1948 | 646 | 0 | 1923 | 214 | 251 | 90 | 5143 |
| | TOTAL ACTIVE CASELOAD THIS YEAR (ADD LINES 60 AND 110)..... | 120 | 8829 | 2992 | 0 | 11593 | 2207 | 875 | 352 | 27889 |
| JUDICIAL DISPOSITIONS..... | | | | | | | | | | |
| | GUILTY PLEAS..... | 130 | 2091 | 821 | 0 | 2116 | 291 | 0 | 0 | 5319 |
| | TRIALS WITHOUT JURY..... | 140 | 141 | 51 | 0 | 361 | 91 | 28 | 34 | 708 |
| | TRIALS BY JURY..... | 150 | 7 | 1 | 0 | 6 | 3 | 17 | 0 | 34 |
| | DISMISSALS..... | 160 | 849 | 250 | 0 | 1046 | 407 | 16 | 21 | 2668 |
| | PELIMINARY EXAMS WAIVED..... | 170 | 0 | 93 | 0 | 0 | 0 | 0 | 0 | 93 |
| | PELIMINARY EXAMS CONDUCTED..... | 175 | 0 | 118 | 0 | 0 | 0 | 0 | 0 | 118 |
| | BENCH WARRANTS..... | 180 | 497 | 148 | 0 | 371 | 88 | 0 | 0 | 1104 |
| | NO PROGRESS..... | 185 | 0 | 0 | 0 | 0 | 0 | 11 | 1 | 13 |
| | OTHER JUDICIAL DISPOSITIONS..... | 190 | 335 | 166 | 0 | 174 | 219 | 420 | 179 | 2403 |
| | SUBTOTAL (ADD LINES 130 THROUGH 190)..... | 200 | 3920 | 1648 | 0 | 4074 | 1099 | 492 | 235 | 12460 |
| OTHER DISPOSITIONS..... | | | | | | | | | | |
| | MAGISTRATES..... | 210 | 0 | 0 | 0 | 0 | 0 | 0 | 0 | 0 |
| | TRAFFIC BUREAU..... | 220 | 2709 | 302 | 0 | 5345 | 606 | 0 | 0 | 8962 |
| | NON-SERVICE..... | 230 | 1567 | 626 | 0 | 1626 | 188 | 289 | 117 | 4457 |
| | SUBTOTAL (ADD LINES 210 THROUGH 230)..... | 240 | 4276 | 928 | 0 | 6971 | 794 | 289 | 117 | 13419 |
| | TOTAL DISPOSITIONS (ADD LINES 200 AND 240)..... | 250 | 8196 | 2576 | 0 | 11045 | 1893 | 781 | 352 | 25879 |
| PENDING CASES AT THE END OF YEAR..... | | | | | | | | | | |
| | INACTIVE: BENCH WARRANTS (LINES 10 - 90 + 180)..... | 260 | 978 | 206 | 0 | 480 | 185 | 0 | 0 | 1849 |
| | INACTIVE: NON-SERVICE (LINES 20 - 95 + 230)..... | 270 | 838 | 481 | 0 | 611 | 186 | 141 | 46 | 2303 |
| | ACTIVE PENDING (SUBTRACT LINE 250 FROM LINE 120)..... | 280 | 633 | 416 | 0 | 548 | 314 | 94 | 0 | 2010 |
| | TOTAL CASES PENDING AT END OF YEAR (LINES 260+270+280)..... | 290 | 2449 | 1103 | 0 | 1639 | 685 | 235 | 46 | 6162 |
| | CIVIL CASES PENDING OVER 1 YEAR..... | 300 | 0 | 0 | 0 | 0 | 0 | 5 | 0 | 5 |

REPORT OF DISTRICT CASELOAD

REGION 1

DISTRICT #34

CITY OF ROMULUS

```

*****
*                               *
*          C R I M I N A L      *          C I V I L      * T *
*                               *          *          * O *
* STATE OFFENSE * STATE * ORDINANCE *          *          * T *
L ***** ORD. *****          *          *          * A *
I * * NON * AND *          * NON *          * SMALL * MARY * L *
N * TRAF- * TRAF- * PARK- * TRAF- * TRAF- * CIVIL * CLAIMS * PROC. * S *
E * FIC * FIC * ING * FIC * FIC *          *          *          * *
*****

```

| PENDING CASES AT THE BEGINNING OF THE YEAR..... | | | | | | | | | | |
|---|-----|-------|------|---|-------|-----|-----|-----|------|-------|
| INACTIVE BENCH WARRANTS..... | 10 | 125 | 30 | 0 | 99 | 111 | 0 | 0 | 0 | 365 |
| INACTIVE: NON-SERVICE..... | 20 | 1228 | 300 | 0 | 1215 | 23 | 45 | 6 | 37 | 2854 |
| TOTAL (ADD LINES 10 AND 20)..... | 30 | 1353 | 330 | 0 | 1314 | 134 | 45 | 6 | 37 | 3219 |
| ACTIVE PENDING..... | 40 | 211 | 443 | 0 | 704 | 16 | 137 | 19 | 35 | 1565 |
| NEW CASES FILED THIS YEAR..... | 50 | 11549 | 823 | 0 | 10461 | 400 | 518 | 178 | 1626 | 25555 |
| SUBTOTAL ACTIVE..... | 60 | 11760 | 1266 | 0 | 11165 | 416 | 655 | 197 | 1661 | 27120 |
| RE-OPENED CASES..... | | | | | | | | | | |
| REMANDS FROM HIGHER COURTS..... | 70 | 0 | 0 | 0 | 0 | 0 | 0 | 0 | 0 | 0 |
| PROBATION VIOLATIONS..... | 80 | 5 | 0 | 0 | 3 | 0 | 0 | 0 | 0 | 8 |
| MISTRIALS..... | 85 | 0 | 0 | 0 | 0 | 0 | 0 | 0 | 0 | 0 |
| APPEARANCE AFTER BENCH WARRANT ISSUED..... | 90 | 72 | 25 | 0 | 67 | 27 | 0 | 0 | 0 | 191 |
| SERVICE MADE/ARRAIGNMENT..... | 95 | 238 | 83 | 0 | 92 | 34 | 93 | 20 | 95 | 655 |
| OTHER..... | 100 | 0 | 0 | 0 | 0 | 0 | 0 | 0 | 0 | 0 |
| SUBTOTAL (ADD LINES 70 THROUGH 100)..... | 110 | 315 | 108 | 0 | 162 | 61 | 93 | 20 | 95 | 854 |
| TOTAL ACTIVE CASELOAD THIS YEAR (ADD LINES 60 AND 110)..... | 120 | 12075 | 1374 | 0 | 11327 | 477 | 748 | 217 | 1756 | 27974 |
| JUDICIAL DISPOSITIONS..... | | | | | | | | | | |
| GUILTY PLEAS..... | 130 | 8093 | 474 | 0 | 4107 | 294 | 0 | 0 | 0 | 12968 |
| TRIALS WITHOUT JURY..... | 140 | 155 | 32 | 0 | 186 | 39 | 35 | 79 | 848 | 1374 |
| TRIALS BY JURY..... | 150 | 7 | 1 | 0 | 4 | 0 | 4 | 0 | 0 | 16 |
| DISMISSALS..... | 160 | 207 | 75 | 0 | 250 | 48 | 38 | 12 | 123 | 753 |
| PELIMINARY EXAMS WAIVED..... | 170 | 0 | 150 | 0 | 0 | 0 | 0 | 0 | 0 | 150 |
| PELIMINARY EXAMS CONDUCTED..... | 175 | 0 | 119 | 0 | 0 | 0 | 0 | 0 | 0 | 119 |
| BENCH WARRANTS..... | 180 | 61 | 27 | 0 | 86 | 25 | 0 | 0 | 0 | 199 |
| NO PROGRESS..... | 185 | 0 | 0 | 0 | 0 | 0 | 67 | 16 | 0 | 83 |
| OTHER JUDICIAL DISPOSITIONS..... | 190 | 0 | 0 | 0 | 0 | 0 | 252 | 53 | 683 | 988 |
| SUBTOTAL (ADD LINES 130 THROUGH 190)..... | 200 | 8523 | 878 | 0 | 4633 | 406 | 396 | 160 | 1654 | 16650 |
| OTHER DISPOSITIONS..... | | | | | | | | | | |
| MAGISTRATES..... | 210 | 250 | 48 | 0 | 184 | 38 | 0 | 0 | 0 | 520 |
| TRAFFIC BUREAU..... | 220 | 0 | 0 | 0 | 5186 | 0 | 0 | 0 | 0 | 5186 |
| NON-SERVICE..... | 230 | 314 | 36 | 0 | 260 | 23 | 72 | 23 | 77 | 805 |
| SUBTOTAL (ADD LINES 210 THROUGH 230)..... | 240 | 564 | 84 | 0 | 5630 | 61 | 72 | 23 | 77 | 6511 |
| TOTAL DISPOSITIONS (ADD LINES 200 AND 240)..... | 250 | 9087 | 962 | 0 | 10263 | 467 | 468 | 183 | 1731 | 23161 |
| PENDING CASES AT THE END OF YEAR..... | | | | | | | | | | |
| INACTIVE: BENCH WARRANTS (LINES 10 - 90 + 180)..... | 260 | 114 | 32 | 0 | 118 | 109 | 0 | 0 | 0 | 373 |
| INACTIVE: NON-SERVICE (LINES 20 - 95 + 230)..... | 270 | 1304 | 253 | 0 | 1383 | 12 | 24 | 9 | 19 | 3004 |
| ACTIVE PENDING (SUBTRACT LINE 250 FROM LINE 120)..... | 280 | 2988 | 412 | 0 | 1064 | 10 | 280 | 34 | 25 | 4813 |
| TOTAL CASES PENDING AT END OF YEAR(LINES 260+270+280)..... | 290 | 4406 | 697 | 0 | 2565 | 131 | 304 | 43 | 44 | 8190 |
| CIVIL CASES PENDING OVER 1 YEAR..... | 300 | 0 | 0 | 0 | 0 | 0 | 0 | 0 | 0 | 0 |

REPORT OF DISTRICT CASELOAD

REGION 1

DISTRICT #35 - Div. 1

CITY OF NORTHVILLE

| ***** | | | | | | | | | |
|---|-------|-------|-------|-------|---------------|-------|--------|-------|------|
| * C R I M I N A L * | | | | | * C I V I L * | | | * T * | |
| ***** | | | | | | | | | |
| * STATE OFFENSE * STATE * ORDINANCE * | | | | | | | | | |
| ***** | | | | | | | | | |
| L | ORD. | ORD. | ORD. | ORD. | CIVIL | SUM- | MARY | A | O |
| ***** | | | | | | | | | |
| I | NON | AND | NON | NON | CIVIL | SMALL | MARY | L | O |
| ***** | | | | | | | | | |
| N | TRAF- | TRAF- | PARK- | TRAF- | TRAF- | CIVIL | CLAIMS | PROC. | S |
| ***** | | | | | | | | | |
| E | FIC | FIC | ING | FIC | FIC | | | | |
| ***** | | | | | | | | | |
| PENDING CASES AT THE BEGINNING OF THE YEAR..... | | | | | | | | | |
| INACTIVE BENCH WARRANTS..... | 10 | 38 | 11 | 1 | 56 | 46 | 0 | 0 | 152 |
| INACTIVE: NON-SERVICE..... | 20 | 75 | 99 | 28 | 194 | 70 | 0 | 0 | 466 |
| TOTAL (ADD LINES 10 AND 20)..... | 30 | 113 | 110 | 29 | 250 | 116 | 0 | 0 | 618 |
| ACTIVE PENDING..... | 40 | 117 | 28 | 4 | 358 | 143 | 0 | 0 | 650 |
| NEW CASES FILED THIS YEAR..... | 50 | 965 | 256 | 5 | 3461 | 511 | 0 | 0 | 5198 |
| SUBTOTAL ACTIVE..... | 60 | 1082 | 284 | 9 | 3819 | 654 | 0 | 0 | 5848 |
| RE-OPENED CASES..... | | | | | | | | | |
| REMANDS FROM HIGHER COURTS..... | 70 | 0 | 2 | 0 | 0 | 0 | 0 | 0 | 2 |
| PROBATION VIOLATIONS..... | 80 | 0 | 0 | 0 | 0 | 0 | 0 | 0 | 0 |
| MISTRIALS..... | 85 | 0 | 0 | 0 | 0 | 0 | 0 | 0 | 0 |
| APPEARANCE AFTER BENCH WARRANT ISSUED..... | 90 | 21 | 4 | 0 | 28 | 20 | 0 | 0 | 73 |
| SERVICE MADE/ARRAIGNMENT..... | 95 | 85 | 25 | 5 | 188 | 57 | 0 | 0 | 360 |
| OTHER..... | 100 | 0 | 0 | 0 | 0 | 0 | 0 | 0 | 0 |
| SUBTOTAL (ADD LINES 70 THROUGH 100)..... | 110 | 106 | 31 | 5 | 216 | 77 | 0 | 0 | 435 |
| TOTAL ACTIVE CASELOAD THIS YEAR (ADD LINES 60 AND 110)..... | 120 | 1188 | 315 | 14 | 4035 | 731 | 0 | 0 | 6283 |
| JUDICIAL DISPOSITIONS..... | | | | | | | | | |
| GUILTY PLEAS..... | 130 | 312 | 139 | 2 | 691 | 356 | 0 | 0 | 1500 |
| TRIALS WITHOUT JURY..... | 140 | 38 | 9 | 1 | 68 | 22 | 0 | 0 | 138 |
| TRIALS BY JURY..... | 150 | 0 | 1 | 0 | 2 | 6 | 0 | 0 | 9 |
| DISMISSALS..... | 160 | 114 | 46 | 2 | 459 | 88 | 0 | 0 | 709 |
| PELIMINARY EXAMS WAIVED..... | 170 | 0 | 8 | 0 | 0 | 0 | 0 | 0 | 8 |
| PELIMINARY EXAMS CONDUCTED..... | 175 | 1 | 16 | 0 | 0 | 0 | 0 | 0 | 17 |
| BENCH WARRANTS..... | 180 | 23 | 4 | 4 | 27 | 23 | 0 | 0 | 81 |
| NO PROGRESS..... | 185 | 0 | 0 | 0 | 0 | 0 | 0 | 0 | 0 |
| OTHER JUDICIAL DISPOSITIONS..... | 190 | 33 | 22 | 0 | 81 | 42 | 0 | 0 | 178 |
| SUBTOTAL (ADD LINES 130 THROUGH 190)..... | 200 | 521 | 245 | 9 | 1328 | 537 | 0 | 0 | 2640 |
| OTHER DISPOSITIONS..... | | | | | | | | | |
| MAGISTRATES..... | 210 | 13 | 7 | 0 | 33 | 41 | 0 | 0 | 94 |
| TRAFFIC BUREAU..... | 220 | 397 | 0 | 2 | 1818 | 1 | 0 | 0 | 2218 |
| NON-SERVICE..... | 230 | 103 | 19 | 2 | 199 | 51 | 0 | 0 | 374 |
| SUBTOTAL (ADD LINES 210 THROUGH 230)..... | 240 | 513 | 26 | 4 | 2050 | 93 | 0 | 0 | 2686 |
| TOTAL DISPOSITIONS (ADD LINES 200 AND 240)..... | 250 | 1034 | 271 | 13 | 3378 | 630 | 0 | 0 | 5326 |
| PENDING CASES AT THE END OF YEAR..... | | | | | | | | | |
| INACTIVE: BENCH WARRANTS (LINES 10 - 90 + 180)..... | 260 | 40 | 11 | 5 | 55 | 49 | 0 | 0 | 160 |
| INACTIVE: NON-SERVICE (LINES 20 - 95 + 230)..... | 270 | 93 | 93 | 25 | 205 | 64 | 0 | 0 | 480 |
| ACTIVE PENDING (SUBTRACT LINE 250 FROM LINE 120)..... | 280 | 154 | 44 | 1 | 657 | 101 | 0 | 0 | 957 |
| TOTAL CASES PENDING AT END OF YEAR (LINES 260+270+280)..... | 290 | 287 | 148 | 31 | 917 | 214 | 0 | 0 | 1597 |
| CIVIL CASES PENDING OVER 1 YEAR..... | 300 | 0 | 0 | 0 | 0 | 0 | 0 | 0 | 0 |

REPORT OF DISTRICT CASELOAD

REGION 1

DISTRICT #35 - Div. 2

CITY OF PLYMOUTH

| ***** | | | | | | | | | | |
|---|----------------|-------------|---------------|---|---|--------------------------|--------------------------|---------------|---------------|-------|
| * C R I M I N A L * | | | | | * C I V I L * | | | | * T * | |
| ***** | | | | | | | | | | |
| * STATE OFFENSE * | * STATE ORD. * | * AND * | * ORDINANCE * | | | | | | | * T * |
| ***** | | | | | | | | | | |
| L * * * * * | I * * * * * | N * * * * * | E * * * * * | * TRAF- * TRAF- * PARK- * TRAF- * TRAF- * CIVIL * * * * * | * FIC * FIC * ING * FIC * FIC * * * * * | * SMALL * MARY * * * * * | * SUM- * PROC. * * * * * | * A * * * * * | * S * * * * * | |
| ***** | | | | | | | | | | |
| PENDING CASES AT THE BEGINNING OF THE YEAR..... | | | | | | | | | | |
| INACTIVE BENCH WARRANTS..... | 10 | 126 | 24 | 2 | 33 | 13 | 0 | 0 | 198 | |
| INACTIVE: NON-SERVICE..... | 20 | 546 | 205 | 28 | 82 | 23 | 105 | 20 | 1033 | |
| TOTAL (ADD LINES 10 AND 20)..... | 30 | 672 | 229 | 30 | 115 | 36 | 105 | 20 | 1231 | |
| ACTIVE PENDING..... | 40 | 682 | 118 | 154 | 424 | 69 | 108 | 33 | 1614 | |
| NEW CASES FILED THIS YEAR..... | 50 | 6364 | 1145 | 1214 | 6165 | 1033 | 650 | 312 | 873 | |
| SUBTOTAL ACTIVE..... | 60 | 7046 | 1263 | 1368 | 6589 | 1102 | 758 | 345 | 19370 | |
| RE-OPENED CASES..... | | | | | | | | | | |
| REMANDS FROM HIGHER COURTS..... | 70 | 0 | 0 | 0 | 0 | 0 | 0 | 0 | 0 | |
| PROBATION VIOLATIONS..... | 80 | 0 | 0 | 0 | 0 | 0 | 0 | 0 | 0 | |
| MISTRIALS..... | 85 | 0 | 0 | 0 | 0 | 0 | 0 | 0 | 0 | |
| APPEARANCE AFTER BENCH WARRANT ISSUED..... | 90 | 73 | 9 | 2 | 15 | 7 | 0 | 0 | 106 | |
| SERVICE MADE/ARRAIGNMENT..... | 95 | 351 | 97 | 16 | 216 | 39 | 312 | 111 | 297 | |
| OTHER..... | 100 | 0 | 0 | 0 | 0 | 1 | 15 | 0 | 16 | |
| SUBTOTAL (ADD LINES 70 THROUGH 100)..... | 110 | 424 | 106 | 18 | 231 | 47 | 327 | 111 | 1561 | |
| TOTAL ACTIVE CASELOAD THIS YEAR (ADD LINES 60 AND 110)..... | 120 | 7470 | 1369 | 1386 | 6820 | 1149 | 1085 | 456 | 20931 | |
| JUDICIAL DISPOSITIONS..... | | | | | | | | | | |
| GUILTY PLEAS..... | 130 | 1625 | 418 | 69 | 1092 | 406 | 0 | 0 | 3610 | |
| TRIALS WITHOUT JURY..... | 140 | 134 | 28 | 6 | 140 | 51 | 32 | 37 | 442 | |
| TRIALS BY JURY..... | 150 | 4 | 6 | 0 | 2 | 1 | 10 | 0 | 23 | |
| DISMISSALS..... | 160 | 522 | 144 | 165 | 285 | 224 | 83 | 44 | 1480 | |
| PELIMINARY EXAMS WAIVED..... | 170 | 1 | 117 | 0 | 0 | 0 | 0 | 0 | 118 | |
| PELIMINARY EXAMS CONDUCTED..... | 175 | 1 | 62 | 0 | 0 | 0 | 0 | 0 | 63 | |
| BENCH WARRANTS..... | 180 | 74 | 11 | 1 | 50 | 10 | 0 | 0 | 146 | |
| NO PROGRESS..... | 185 | 0 | 0 | 0 | 0 | 0 | 28 | 21 | 60 | |
| OTHER JUDICIAL DISPOSITIONS..... | 190 | 169 | 160 | 0 | 164 | 96 | 391 | 174 | 800 | |
| SUBTOTAL (ADD LINES 130 THROUGH 190)..... | 200 | 2530 | 946 | 241 | 1733 | 788 | 544 | 276 | 838 | |
| OTHER DISPOSITIONS..... | | | | | | | | | | |
| MAGISTRATES..... | 210 | 158 | 52 | 3 | 58 | 12 | 0 | 0 | 283 | |
| TRAFFIC BUREAU..... | 220 | 3055 | 4 | 459 | 3995 | 34 | 0 | 0 | 7547 | |
| NON-SERVICE..... | 230 | 362 | 159 | 12 | 302 | 51 | 466 | 132 | 1832 | |
| SUBTOTAL (ADD LINES 210 THROUGH 230)..... | 240 | 3575 | 215 | 474 | 4355 | 97 | 466 | 132 | 9662 | |
| TOTAL DISPOSITIONS (ADD LINES 200 AND 240)..... | 250 | 6105 | 1161 | 715 | 6088 | 885 | 1010 | 408 | 17558 | |
| PENDING CASES AT THE END OF YEAR..... | | | | | | | | | | |
| INACTIVE: BENCH WARRANTS (LINES 10 - 90 + 180)..... | 260 | 127 | 26 | 1 | 68 | 16 | 0 | 0 | 238 | |
| INACTIVE: NON-SERVICE (LINES 20 - 95 + 230)..... | 270 | 557 | 267 | 24 | 168 | 35 | 259 | 41 | 1426 | |
| ACTIVE PENDING (SUBTRACT LINE 250 FROM LINE 120)..... | 280 | 1365 | 208 | 671 | 732 | 264 | 75 | 48 | 3373 | |
| TOTAL CASES PENDING AT END OF YEAR (LINES 260+270+280)..... | 290 | 2049 | 501 | 696 | 968 | 315 | 334 | 89 | 5037 | |
| CIVIL CASES PENDING OVER 1 YEAR..... | 300 | 0 | 0 | 0 | 0 | 0 | 0 | 0 | 0 | |


REPORT OF DISTRICT CASELOAD

REGION 1

DISTRICT #35

C O U R T S U M M A R Y

| ***** | | | | | | | | | | |
|---|-----------------------------|-------------------|-------------------|-------------------|-------------------|-------------------|---------------------|-------------------|-----------------|-------|
| * C R I M I N A L * | | | | | * C I V I L * | | | | * T * | |
| ***** | | | | | | | | | | |
| * STATE OFFENSE * STATE * ORDINANCE * | | | | | * * * | | * * * | | * T * | |
| ***** | | | | | | | | | | |
| L | * * * * * O R D . * * * * * | | | | | * * * * * | | * S U M - * * * | | * A * |
| I | * N O N * * * * | | * A N D * * * * | | * N O N * * * * | | * S M A L L * * * | | * M A R Y * * * | |
| N | * T R A F - * * * | * T R A F - * * * | * P A R K - * * * | * T R A F - * * * | * T R A F - * * * | * C I V I L * * * | * C L A I M S * * * | * P R O C . * * * | * S * | |
| E | * F I C * * * | * F I C * * * | * I N G * * * | * F I C * * * | * F I C * * * | * * * * * | * * * * * | * * * * * | * * * | |
| ***** | | | | | | | | | | |
| PENDING CASES AT THE BEGINNING OF THE YEAR..... | | | | | | | | | | |
| INACTIVE BENCH WARRANTS..... | 10 | 164 | 35 | 3 | 89 | 59 | 0 | 0 | 0 | 350 |
| INACTIVE: NON-SERVICE..... | 20 | 621 | 304 | 56 | 276 | 93 | 105 | 20 | 24 | 1499 |
| TOTAL (ADD LINES 10 AND 20)..... | 30 | 785 | 339 | 59 | 365 | 152 | 105 | 20 | 24 | 1849 |
| ACTIVE PENDING..... | 40 | 799 | 146 | 158 | 782 | 212 | 108 | 33 | 26 | 2264 |
| NEW CASES FILED THIS YEAR..... | 50 | 7329 | 1401 | 1219 | 9626 | 1544 | 650 | 312 | 873 | 22954 |
| SUBTOTAL ACTIVE..... | 60 | 8128 | 1547 | 1377 | 10408 | 1756 | 758 | 345 | 899 | 25218 |
| RE-OPENED CASES..... | | | | | | | | | | |
| REMANDS FROM HIGHER COURTS..... | 70 | 0 | 2 | 0 | 0 | 0 | 0 | 0 | 0 | 2 |
| PROBATION VIOLATIONS..... | 80 | 0 | 0 | 0 | 0 | 0 | 0 | 0 | 0 | 0 |
| MISTRIALS..... | 85 | 0 | 0 | 0 | 0 | 0 | 0 | 0 | 0 | 0 |
| APPEARANCE AFTER BENCH WARRANT ISSUED..... | 90 | 94 | 13 | 2 | 43 | 27 | 0 | 0 | 0 | 179 |
| SERVICE MADE/ARRAIGNMENT..... | 95 | 436 | 122 | 21 | 404 | 96 | 312 | 111 | 297 | 1799 |
| OTHER..... | 100 | 0 | 0 | 0 | 0 | 1 | 15 | 0 | 0 | 16 |
| SUBTOTAL (ADD LINES 70 THROUGH 100)..... | 110 | 530 | 137 | 23 | 447 | 124 | 327 | 111 | 297 | 1996 |
| TOTAL ACTIVE CASELOAD THIS YEAR (ADD LINES 60 AND 110)..... | 120 | 8658 | 1684 | 1400 | 10855 | 1880 | 1085 | 456 | 1196 | 27214 |
| JUDICIAL DISPOSITIONS..... | | | | | | | | | | |
| GUILTY PLEAS..... | 130 | 1937 | 557 | 71 | 1783 | 762 | 0 | 0 | 0 | 5110 |
| TRIALS WITHOUT JURY..... | 140 | 172 | 37 | 7 | 208 | 73 | 32 | 37 | 14 | 580 |
| TRIALS BY JURY..... | 150 | 4 | 7 | 0 | 4 | 7 | 10 | 0 | 0 | 32 |
| DISMISSALS..... | 160 | 636 | 190 | 167 | 744 | 312 | 83 | 44 | 13 | 2189 |
| PELIMINARY EXAMS WAIVED..... | 170 | 1 | 125 | 0 | 0 | 0 | 0 | 0 | 0 | 126 |
| PELIMINARY EXAMS CONDUCTED..... | 175 | 2 | 78 | 0 | 0 | 0 | 0 | 0 | 0 | 80 |
| BENCH WARRANTS..... | 180 | 97 | 15 | 5 | 77 | 33 | 0 | 0 | 0 | 227 |
| NO PROGRESS..... | 185 | 0 | 0 | 0 | 0 | 0 | 28 | 21 | 11 | 60 |
| OTHER JUDICIAL DISPOSITIONS..... | 190 | 202 | 182 | 0 | 245 | 138 | 391 | 174 | 800 | 2132 |
| SUBTOTAL (ADD LINES 130 THROUGH 190)..... | 200 | 3051 | 1191 | 250 | 3061 | 1325 | 544 | 276 | 838 | 10536 |
| OTHER DISPOSITIONS..... | | | | | | | | | | |
| MAGISTRATES..... | 210 | 171 | 59 | 3 | 91 | 53 | 0 | 0 | 0 | 377 |
| TRAFFIC BUREAU..... | 220 | 3452 | 4 | 461 | 5813 | 35 | 0 | 0 | 0 | 9765 |
| NON-SERVICE..... | 230 | 465 | 178 | 14 | 501 | 102 | 466 | 132 | 348 | 2206 |
| SUBTOTAL (ADD LINES 210 THROUGH 230)..... | 240 | 4088 | 241 | 478 | 6405 | 190 | 466 | 132 | 348 | 12348 |
| TOTAL DISPOSITIONS (ADD LINES 200 AND 240)..... | 250 | 7139 | 1432 | 728 | 9466 | 1515 | 1010 | 408 | 1186 | 22884 |
| PENDING CASES AT THE END OF YEAR..... | | | | | | | | | | |
| INACTIVE: BENCH WARRANTS (LINES 10 - 90 + 180)..... | 260 | 167 | 37 | 6 | 123 | 65 | 0 | 0 | 0 | 398 |
| INACTIVE: NON-SERVICE (LINES 20 - 95 + 230)..... | 270 | 650 | 360 | 49 | 373 | 99 | 259 | 41 | 75 | 1906 |
| ACTIVE PENDING (SUBTRACT LINE 250 FROM LINE 120)..... | 280 | 1519 | 252 | 672 | 1389 | 365 | 75 | 48 | 10 | 4330 |
| TOTAL CASES PENDING AT END OF YEAR(LINES 260+270+280)..... | 290 | 2336 | 649 | 727 | 1885 | 529 | 334 | 89 | 85 | 6634 |
| CIVIL CASES PENDING OVER 1 YEAR..... | 300 | 0 | 0 | 0 | 0 | 0 | 0 | 0 | 0 | 0 |



CONTINUED

5 OF 9

REPORT OF DISTRICT CASELOAD

REGION 1

DISTRICT

REGION SUMMARY

| ***** | | | | | | | | | | |
|---|---------------------|---------|-------------|---------|---------|---------------|----------|---------|--------|--------|
| | * C R I M I N A L * | | | | | * C I V I L * | | | * T * | |
| | ***** | | | | | ***** | | | ***** | |
| | * STATE OFFENSE | * STATE | * ORDINANCE | | | | | | * SUM- | * T * |
| L | ***** | | | | | ***** | | | ***** | |
| I | * NON | * AND | * NON | | | | * SMALL | * MARY | * L * | |
| N | * TRAF- | * TRAF- | * PARK- | * TRAF- | * TRAF- | * CIVIL | * CLAIMS | * PROC. | * S * | |
| E | * FIC | * FIC | * ING | * FIC | * FIC | * | * | * | * | * |
| ***** | | | | | | | | | | |
| PENDING CASES AT THE BEGINNING OF THE YEAR..... | | | | | | | | | | |
| INACTIVE BENCH WARRANTS..... | 10 | 1676 | 949 | 18546 | 7180 | 3908 | 366 | 59 | 16 | 32700 |
| INACTIVE: NON-SERVICE..... | 20 | 3850 | 2208 | 12980 | 20742 | 5541 | 638 | 128 | 154 | 46241 |
| TOTAL (ADD LINES 10 AND 20)..... | 30 | 5526 | 3157 | 31526 | 27922 | 9449 | 1004 | 187 | 170 | 78941 |
| ACTIVE PENDING..... | 40 | 1880 | 1528 | 5925 | 13473 | 6160 | 1453 | 278 | 298 | 30995 |
| NEW CASES FILED THIS YEAR..... | 50 | 32321 | 8798 | 53604 | 141281 | 21741 | 7533 | 2816 | 6671 | 274765 |
| SUBTOTAL ACTIVE..... | 60 | 34201 | 10326 | 59529 | 154754 | 27901 | 8986 | 3094 | 6969 | 305760 |
| RE-OPENED CASES..... | | | | | | | | | | |
| REMANDS FROM HIGHER COURTS..... | 70 | 0 | 24 | 0 | 5 | 4 | 500 | 0 | 0 | 533 |
| PROBATION VIOLATIONS..... | 80 | 126 | 133 | 0 | 288 | 202 | 0 | 0 | 0 | 749 |
| MISTRIALS..... | 85 | 1 | 0 | 0 | 0 | 0 | 1 | 0 | 0 | 2 |
| APPEARANCE AFTER BENCH WARRANT ISSUED..... | 90 | 701 | 284 | 8189 | 5350 | 1593 | 4 | 0 | 0 | 16121 |
| SERVICE MADE/ARRAIGNMENT..... | 95 | 3043 | 1656 | 7115 | 12009 | 2563 | 1729 | 670 | 922 | 29707 |
| OTHER..... | 100 | 78 | 71 | 0 | 49 | 63 | 1395 | 498 | 146 | 2300 |
| SUBTOTAL (ADD LINES 70 THROUGH 100)..... | 110 | 3949 | 2168 | 15304 | 17701 | 4425 | 3629 | 1168 | 1068 | 49412 |
| TOTAL ACTIVE CASELOAD THIS YEAR (ADD LINES 60 AND 110)..... | 120 | 38150 | 12494 | 74833 | 172455 | 32326 | 12615 | 4262 | 8037 | 355172 |
| JUDICIAL DISPOSITIONS..... | | | | | | | | | | |
| GUILTY PLEAS..... | 130 | 13955 | 2728 | 4256 | 35924 | 7956 | 0 | 0 | 0 | 64819 |
| TRIALS WITHOUT JURY..... | 140 | 1042 | 685 | 560 | 8796 | 3148 | 747 | 720 | 1809 | 17507 |
| TRIALS BY JURY..... | 150 | 30 | 28 | 1 | 49 | 79 | 111 | 0 | 1 | 299 |
| DISMISSALS..... | 160 | 2203 | 961 | 3692 | 10747 | 4700 | 1227 | 489 | 1050 | 25069 |
| PELIMINARY EXAMS WAIVED..... | 170 | 51 | 1108 | 0 | 0 | 0 | 0 | 0 | 0 | 1159 |
| PELIMINARY EXAMS CONDUCTED..... | 175 | 28 | 1156 | 0 | 0 | 0 | 0 | 0 | 0 | 1184 |
| BENCH WARRANTS..... | 180 | 852 | 405 | 2743 | 6781 | 2063 | 15 | 1 | 0 | 12860 |
| NO PROGRESS..... | 185 | 0 | 0 | 0 | 0 | 0 | 593 | 102 | 168 | 863 |
| OTHER JUDICIAL DISPOSITIONS..... | 190 | 709 | 463 | 6028 | 2067 | 861 | 3698 | 1197 | 3610 | 18633 |
| SUBTOTAL (ADD LINES 130 THROUGH 190)..... | 200 | 18870 | 7534 | 17280 | 64364 | 18807 | 6391 | 2509 | 6638 | 142393 |
| OTHER DISPOSITIONS..... | | | | | | | | | | |
| MAGISTRATES..... | 210 | 617 | 293 | 146 | 903 | 401 | 0 | 0 | 0 | 2360 |
| TRAFFIC BUREAU..... | 220 | 8624 | 422 | 33146 | 73414 | 2304 | 0 | 0 | 0 | 117910 |
| NON-SERVICE..... | 230 | 3485 | 2115 | 3908 | 14177 | 3098 | 2161 | 839 | 998 | 30781 |
| SUBTOTAL (ADD LINES 210 THROUGH 230)..... | 240 | 12726 | 2830 | 37200 | 88494 | 5803 | 2161 | 839 | 998 | 151051 |
| TOTAL DISPOSITIONS (ADD LINES 200 AND 240)..... | 250 | 31596 | 10364 | 54480 | 152858 | 24610 | 8552 | 3348 | 7636 | 293444 |
| PENDING CASES AT THE END OF YEAR..... | | | | | | | | | | |
| INACTIVE: BENCH WARRANTS (LINES 10 - 90 + 180)..... | 260 | 1827 | 1070 | 13100 | 8611 | 4378 | 377 | 60 | 16 | 29439 |
| INACTIVE: NON-SERVICE (LINES 20 - 95 + 230)..... | 270 | 4292 | 2667 | 9773 | 22910 | 6076 | 1070 | 297 | 230 | 47315 |
| ACTIVE PENDING (SUBTRACT LINE 250 FROM LINE 120)..... | 280 | 6554 | 2130 | 20353 | 19597 | 7716 | 4063 | 914 | 401 | 61728 |
| TOTAL CASES PENDING AT END OF YEAR (LINES 260+270+280)..... | 290 | 12673 | 5867 | 43226 | 51118 | 18170 | 5510 | 1271 | 647 | 138482 |
| CIVIL CASES PENDING OVER 1 YEAR..... | 300 | 0 | 0 | 0 | 0 | 0 | 101 | 0 | 3 | 104 |

REPORT OF DISTRICT CASELOAD

REGION 2

DISTRICT #1

MONROE COUNTY

| ***** | | | | | | | | | | |
|---|--|-------|------|-----|------|-----|------|-----|------|-------|
| * C R I M I N A L * C I V I L * T * | | | | | | | | | | |
| ***** | | | | | | | | | | |
| * STATE OFFENSE * STATE * ORDINANCE * * * * * | | | | | | | | | | |
| ***** | | | | | | | | | | |
| L | * * * * * : ORD. * * * * * : SUM- | | | | | | | | | |
| I | * * * * * : NON * AND * * * * * : SMALL * MARY * L * | | | | | | | | | |
| N | * TRAF- * TRAF- * PARK- * TRAF- * TRAF- * CIVIL * CLAIMS * PROC. * S * | | | | | | | | | |
| E | * FIC * FIC * ING * FIC * FIC * * * * * * * * * * | | | | | | | | | |
| ***** | | | | | | | | | | |
| PENDING CASES AT THE BEGINNING OF THE YEAR..... | | | | | | | | | | |
| | 10 | 144 | 200 | 0 | 36 | 32 | 0 | 0 | 0 | 412 |
| | 20 | 3337 | 1417 | 87 | 805 | 49 | 705 | 93 | 82 | 6575 |
| | 30 | 3481 | 1617 | 87 | 841 | 81 | 705 | 93 | 82 | 6987 |
| | 40 | 927 | 668 | 71 | 571 | 68 | 540 | 11 | 8 | 2864 |
| | 50 | 14342 | 6636 | 130 | 6896 | 558 | 1378 | 538 | 801 | 31279 |
| | 60 | 15269 | 7304 | 201 | 7467 | 626 | 1918 | 549 | 809 | 34143 |
| RE-OPENED CASES..... | | | | | | | | | | |
| | 70 | 0 | 8 | 0 | 0 | 0 | 0 | 0 | 0 | 8 |
| | 80 | 1 | 4 | 0 | 0 | 0 | 0 | 0 | 0 | 5 |
| | 85 | 1 | 1 | 0 | 0 | 0 | 0 | 0 | 0 | 2 |
| | 90 | 49 | 55 | 0 | 20 | 12 | 0 | 0 | 0 | 136 |
| | 95 | 968 | 661 | 43 | 343 | 83 | 1165 | 268 | 356 | 3887 |
| | 100 | 0 | 0 | 0 | 0 | 0 | 10 | 19 | 2 | 31 |
| | 110 | 1019 | 729 | 43 | 363 | 95 | 1175 | 287 | 358 | 4069 |
| | 120 | 16288 | 8033 | 244 | 7830 | 721 | 3093 | 836 | 1167 | 38212 |
| TOTAL ACTIVE CASELOAD THIS YEAR (ADD LINES 60 AND 110)..... | | | | | | | | | | |
| JUDICIAL DISPOSITIONS..... | | | | | | | | | | |
| | 130 | 1041 | 736 | 0 | 358 | 128 | 0 | 0 | 0 | 2263 |
| | 140 | 224 | 101 | 0 | 154 | 23 | 70 | 139 | 205 | 916 |
| | 150 | 23 | 18 | 0 | 10 | 2 | 1 | 0 | 3 | 57 |
| | 160 | 168 | 137 | 5 | 69 | 16 | 457 | 218 | 213 | 1283 |
| | 170 | 0 | 102 | 0 | 0 | 0 | 0 | 0 | 0 | 102 |
| | 175 | 0 | 278 | 0 | 0 | 0 | 0 | 0 | 0 | 278 |
| | 180 | 16 | 16 | 0 | 2 | 4 | 0 | 0 | 0 | 38 |
| | 185 | 0 | 0 | 0 | 0 | 0 | 81 | 4 | 13 | 98 |
| | 190 | 179 | 160 | 0 | 71 | 19 | 837 | 196 | 372 | 1834 |
| | 200 | 1651 | 1548 | 5 | 664 | 192 | 1446 | 557 | 806 | 6869 |
| SUBTOTAL (ADD LINES 130 THROUGH 190)..... | | | | | | | | | | |
| OTHER DISPOSITIONS..... | | | | | | | | | | |
| | 210 | 5088 | 4652 | 72 | 2377 | 108 | 0 | 0 | 0 | 12297 |
| | 220 | 6625 | 0 | 0 | 3718 | 0 | 0 | 0 | 0 | 10343 |
| | 230 | 1101 | 1016 | 2 | 390 | 87 | 952 | 239 | 331 | 4118 |
| | 240 | 12814 | 5668 | 74 | 6485 | 195 | 952 | 239 | 331 | 26758 |
| | 250 | 14465 | 7216 | 79 | 7149 | 387 | 2398 | 796 | 1137 | 33627 |
| TOTAL DISPOSITIONS (ADD LINES 200 AND 240)..... | | | | | | | | | | |
| PENDING CASES AT THE END OF YEAR..... | | | | | | | | | | |
| | 260 | 111 | 161 | 0 | 18 | 24 | 0 | 0 | 0 | 314 |
| | 270 | 3470 | 1772 | 46 | 852 | 53 | 492 | 64 | 57 | 6806 |
| | 280 | 1823 | 817 | 165 | 681 | 334 | 695 | 40 | 30 | 4585 |
| | 290 | 5404 | 2750 | 211 | 1551 | 411 | 1187 | 104 | 87 | 11705 |
| TOTAL CASES PENDING AT END OF YEAR(LINES 260+270+280)..... | | | | | | | | | | |
| | 300 | 0 | 0 | 0 | 0 | 0 | 681 | 72 | 50 | 803 |
| CIVIL CASES PENDING OVER 1 YEAR..... | | | | | | | | | | |

REPORT OF DISTRICT CASELOAD

REGION 2

DISTRICT #14 - Div. 1

WASHTENAW COUNTY - SERVICE CENTER

| ***** | | | | | | | | | | |
|---|-------|-------|-------|-------|-------|-------|--------|------|-------|-------|
| * C R I M I N A L * C I V I L * T * | | | | | | | | | | |
| ***** | | | | | | | | | | |
| * STATE OFFENSE * STATE * ORDINANCE * * * * T * | | | | | | | | | | |
| ***** | | | | | | | | | | |
| L | STATE | NON | AND | NON | CIVIL | SUM- | MARY | A | * | |
| N | TRAF- | TRAF- | PARK- | TRAF- | TRAF- | CIVIL | SMALL | MARY | PROC. | S |
| E | FIC | FIC | ING | FIC | FIC | | CLAIMS | | | |
| ***** | | | | | | | | | | |
| PENDING CASES AT THE BEGINNING OF THE YEAR..... | | | | | | | | | | |
| INACTIVE BENCH WARRANTS..... | 10 | 138 | 420 | 0 | 0 | 16 | 0 | 0 | 0 | 574 |
| INACTIVE: NON-SERVICE..... | 20 | 804 | 212 | 222 | 0 | 25 | 132 | 19 | 31 | 1445 |
| TOTAL (ADD LINES 10 AND 20)..... | 30 | 942 | 632 | 222 | 0 | 41 | 132 | 19 | 31 | 2019 |
| ACTIVE PENDING..... | 40 | 231 | 569 | 118 | 0 | 44 | 90 | 9 | 43 | 1104 |
| NEW CASES FILED THIS YEAR..... | 50 | 2908 | 1108 | 1527 | 5540 | 635 | 541 | 189 | 1727 | 14175 |
| SUBTOTAL ACTIVE..... | 60 | 3139 | 1677 | 1645 | 5540 | 679 | 631 | 198 | 1770 | 15279 |
| RE-OPENED CASES..... | | | | | | | | | | |
| REMANDS FROM HIGHER COURTS..... | 70 | 0 | 6 | 0 | 0 | 0 | 11 | 0 | 0 | 17 |
| PROBATION VIOLATIONS..... | 80 | 2 | 38 | 0 | 0 | 5 | 0 | 0 | 0 | 45 |
| MISTRIALS..... | 85 | 0 | 1 | 0 | 0 | 0 | 1 | 0 | 0 | 2 |
| APPEARANCE AFTER BENCH WARRANT ISSUED..... | 90 | 119 | 252 | 4 | 7 | 7 | 0 | 0 | 0 | 389 |
| SERVICE MADE/ARRAIGNMENT..... | 95 | 591 | 270 | 89 | 63 | 19 | 282 | 120 | 514 | 1948 |
| OTHER..... | 100 | 264 | 0 | 0 | 1 | 2 | 13 | 0 | 0 | 280 |
| SUBTOTAL (ADD LINES 70 THROUGH 100)..... | 110 | 976 | 567 | 93 | 71 | 33 | 307 | 120 | 514 | 2681 |
| TOTAL ACTIVE CASELOAD THIS YEAR (ADD LINES 60 AND 110)..... | 120 | 4115 | 2244 | 1738 | 5611 | 712 | 938 | 318 | 2284 | 17960 |
| JUDICIAL DISPOSITIONS..... | | | | | | | | | | |
| GUILTY PLEAS..... | 130 | 487 | 532 | 47 | 206 | 340 | 0 | 0 | 0 | 1612 |
| TRIALS WITHOUT JURY..... | 140 | 64 | 37 | 10 | 37 | 1 | 21 | 35 | 12 | 217 |
| TRIALS BY JURY..... | 150 | 6 | 29 | 0 | 0 | 1 | 7 | 0 | 7 | 50 |
| DISMISSALS..... | 160 | 174 | 406 | 71 | 97 | 113 | 275 | 99 | 924 | 2159 |
| PELIMINARY EXAMS WAIVED..... | 170 | 0 | 47 | 0 | 0 | 0 | 0 | 0 | 0 | 47 |
| PELIMINARY EXAMS CONDUCTED..... | 175 | 0 | 95 | 0 | 0 | 0 | 0 | 0 | 0 | 95 |
| BENCH WARRANTS..... | 180 | 158 | 120 | 10 | 13 | 23 | 0 | 0 | 0 | 329 |
| NO PROGRESS..... | 185 | 0 | 0 | 0 | 0 | 0 | 28 | 6 | 0 | 34 |
| OTHER JUDICIAL DISPOSITIONS..... | 190 | 143 | 57 | 14 | 57 | 23 | 212 | 55 | 742 | 1303 |
| SUBTOTAL (ADD LINES 130 THROUGH 190)..... | 200 | 1032 | 1323 | 152 | 415 | 501 | 543 | 195 | 1685 | 5846 |
| OTHER DISPOSITIONS..... | | | | | | | | | | |
| MAGISTRATES..... | 210 | 0 | 0 | 0 | 0 | 0 | 0 | 0 | 0 | 0 |
| TRAFFIC BUREAU..... | 220 | 2382 | 0 | 1129 | 4176 | 0 | 0 | 0 | 0 | 7687 |
| NON-SERVICE..... | 230 | 495 | 259 | 250 | 236 | 57 | 392 | 123 | 599 | 2411 |
| SUBTOTAL (ADD LINES 210 THROUGH 230)..... | 240 | 2877 | 259 | 1379 | 4412 | 57 | 392 | 123 | 599 | 10098 |
| TOTAL DISPOSITIONS (ADD LINES 200 AND 240)..... | 250 | 3909 | 1582 | 1531 | 4827 | 558 | 935 | 318 | 2284 | 15944 |
| PENDING CASES AT THE END OF YEAR..... | | | | | | | | | | |
| INACTIVE: BENCH WARRANTS (LINES 10 - 90 + 180)..... | 260 | 177 | 288 | 6 | 11 | 32 | 0 | 0 | 0 | 514 |
| INACTIVE: NON-SERVICE (LINES 20 - 95 + 230)..... | 270 | 708 | 201 | 383 | 173 | 63 | 242 | 22 | 116 | 1908 |
| ACTIVE PENDING (SUBTRACT LINE 250 FROM LINE 120)..... | 280 | 206 | 662 | 207 | 784 | 154 | 3 | 0 | 0 | 2016 |
| TOTAL CASES PENDING AT END OF YEAR(LINES 260+270+280)..... | 290 | 1091 | 1151 | 596 | 968 | 249 | 245 | 22 | 116 | 4438 |
| CIVIL CASES PENDING OVER 1 YEAR..... | 300 | 0 | 0 | 0 | 0 | 0 | 10 | 0 | 1 | 11 |

REPORT OF DISTRICT CASELOAD

REGION 2

DISTRICT #14 - Div. 2

WASHTENAW COUNTY - YPSILANTI

| ***** | | | | | | | | | |
|---|-----|---|-----|--------------------------|---------------|-----------|-----|-------|------|
| * C R I M I N A L * | | | | | * C I V I L * | | | * T * | |
| * STATE OFFENSE * STATE * ORDINANCE * | | | | | * * * * * | | | * O * | |
| L ***** ORD. ***** | | | | | * * * * * | | | * A * | |
| I * TRAF- * NON * AND * NON * | | * TRAF- * TRAF- * PARK- * TRAF- * TRAF- * | | * CIVIL * SMALL * MARY * | | * * * * * | | * L * | |
| E * FIC * FIC * ING * FIC * FIC * | | * * * * * | | * * * * * | | * * * * * | | * S * | |
| ***** | | | | | | | | | |
| PENDING CASES AT THE BEGINNING OF THE YEAR..... | | | | | | | | | |
| INACTIVE BENCH WARRANTS..... | 10 | 108 | 154 | 14 | 262 | 267 | 1 | 0 | 806 |
| INACTIVE: NON-SERVICE..... | 20 | 356 | 179 | 992 | 855 | 164 | 113 | 3 | 2696 |
| TOTAL (ADD LINES 10 AND 20)..... | 30 | 464 | 333 | 1006 | 1117 | 431 | 114 | 3 | 3502 |
| ACTIVE PENDING..... | 40 | 60 | 0 | 858 | 123 | 66 | 130 | 15 | 1278 |
| NEW CASES FILED THIS YEAR..... | 50 | 976 | 530 | 86 | 2129 | 718 | 821 | 144 | 6625 |
| SUBTOTAL ACTIVE..... | 60 | 1036 | 530 | 944 | 2252 | 784 | 951 | 159 | 7903 |
| RE-OPENED CASES..... | | | | | | | | | |
| REMANDS FROM HIGHER COURTS..... | 70 | 0 | 0 | 0 | 0 | 0 | 8 | 0 | 8 |
| PROBATION VIOLATIONS..... | 80 | 9 | 42 | 0 | 28 | 33 | 0 | 0 | 112 |
| MISTRIALS..... | 85 | 0 | 0 | 0 | 0 | 0 | 0 | 0 | 0 |
| APPEARANCE AFTER BENCH WARRANT ISSUED..... | 90 | 67 | 51 | 2 | 114 | 79 | 0 | 0 | 313 |
| SERVICE MADE/ARRAIGNMENT..... | 95 | 221 | 178 | 38 | 341 | 133 | 29 | 2 | 1087 |
| OTHER..... | 100 | 0 | 0 | 0 | 0 | 3 | 7 | 0 | 10 |
| SUBTOTAL (ADD LINES 70 THROUGH 100)..... | 110 | 297 | 271 | 40 | 483 | 248 | 44 | 2 | 1530 |
| TOTAL ACTIVE CASELOAD THIS YEAR (ADD LINES 60 AND 110)..... | 120 | 1333 | 801 | 984 | 2735 | 1032 | 995 | 161 | 9433 |
| JUDICIAL DISPOSITIONS..... | | | | | | | | | |
| GUILTY PLEAS..... | 130 | 213 | 173 | 12 | 529 | 407 | 0 | 0 | 1334 |
| TRIALS WITHOUT JURY..... | 140 | 42 | 14 | 4 | 56 | 32 | 14 | 64 | 516 |
| TRIALS BY JURY..... | 150 | 0 | 59 | 0 | 0 | 14 | 5 | 0 | 85 |
| DISMISSALS..... | 160 | 38 | 119 | 9 | 129 | 180 | 156 | 63 | 1155 |
| PELIMINARY EXAMS WAIVED..... | 170 | 0 | 57 | 0 | 0 | 0 | 0 | 0 | 57 |
| PELIMINARY EXAMS CONDUCTED..... | 175 | 0 | 78 | 0 | 0 | 0 | 0 | 0 | 78 |
| BENCH WARRANTS..... | 180 | 72 | 58 | 5 | 127 | 113 | 0 | 0 | 376 |
| NO PROGRESS..... | 185 | 0 | 0 | 0 | 0 | 0 | 16 | 0 | 16 |
| OTHER JUDICIAL DISPOSITIONS..... | 190 | 0 | 14 | 0 | 0 | 7 | 568 | 1 | 871 |
| SUBTOTAL (ADD LINES 130 THROUGH 190)..... | 200 | 365 | 572 | 30 | 841 | 753 | 759 | 128 | 4488 |
| OTHER DISPOSITIONS..... | | | | | | | | | |
| MAGISTRATES..... | 210 | 0 | 0 | 0 | 0 | 0 | 0 | 0 | 0 |
| TRAFFIC BUREAU..... | 220 | 658 | 0 | 30 | 1534 | 87 | 0 | 0 | 2309 |
| NON-SERVICE..... | 230 | 248 | 206 | 70 | 329 | 172 | 82 | 14 | 1344 |
| SUBTOTAL (ADD LINES 210 THROUGH 230)..... | 240 | 906 | 206 | 100 | 1863 | 259 | 82 | 14 | 3653 |
| TOTAL DISPOSITIONS (ADD LINES 200 AND 240)..... | 250 | 1271 | 778 | 130 | 2704 | 1012 | 841 | 142 | 8141 |
| PENDING CASES AT THE END OF YEAR..... | | | | | | | | | |
| INACTIVE: BENCH WARRANTS (LINES 10 - 90 + 180)..... | 260 | 113 | 161 | 17 | 275 | 301 | 1 | 0 | 869 |
| INACTIVE: NON-SERVICE (LINES 20 - 95 + 230)..... | 270 | 383 | 207 | 1024 | 843 | 203 | 166 | 15 | 2953 |
| ACTIVE PENDING (SUBTRACT LINE 250 FROM LINE 120)..... | 280 | 62 | 23 | 854 | 31 | 20 | 154 | 19 | 1292 |
| TOTAL CASES PENDING AT END OF YEAR(LINES 260+270+280)..... | 290 | 558 | 391 | 1895 | 1149 | 524 | 321 | 34 | 5114 |
| CIVIL CASES PENDING OVER 1 YEAR..... | 300 | 0 | 0 | 0 | 0 | 0 | 3 | 0 | 3 |

REPORT OF DISTRICT CASELOAD

REGION 2

DISTRICT #14 - Div. 3

WASHTENAW COUNTY - CHELSEA

| ***** | | | | | | | | | |
|---|---------|---------|---------|---------|---------------|---------|-----------|---------|-------|
| * C R I M I N A L * | | | | | * C I V I L * | | | * T * | |
| ***** | | | | | | | | | |
| * STATE OFFENSE * STATE * ORDINANCE * * * * * | | | | | | | | | |
| ***** | | | | | | | | | |
| L | * NON | | ORD. | * NON | | * SMALL | * SUM- | * A | |
| I | * TRAF- | * TRAF- | * PARK- | * TRAF- | * TRAF- | * CIVIL | * CLAIMS* | * MARY | * L |
| N | * FIC | * FIC | * ING | * FIC | * FIC | * * * | * * * | * PROC. | * S |
| E | * * * | * * * | * * * | * * * | * * * | * * * | * * * | * * * | * * * |
| ***** | | | | | | | | | |
| PENDING CASES AT THE BEGINNING OF THE YEAR..... | | | | | | | | | |
| INACTIVE BENCH WARRANTS..... | 10 | 150 | 59 | 0 | 66 | 19 | 1 | 0 | 295 |
| INACTIVE: NON-SERVICE..... | 20 | 815 | 316 | 0 | 313 | 44 | 72 | 76 | 1655 |
| TOTAL (ADD LINES 10 AND 20)..... | 30 | 965 | 375 | 0 | 379 | 63 | 73 | 76 | 1950 |
| ACTIVE PENDING..... | 40 | 1254 | 357 | 0 | 240 | 53 | 87 | 28 | 2022 |
| NEW CASES FILED THIS YEAR..... | 50 | 5337 | 1271 | 0 | 4443 | 224 | 353 | 286 | 12058 |
| SUBTOTAL ACTIVE..... | 60 | 6591 | 1628 | 0 | 4683 | 277 | 440 | 314 | 14080 |
| RE-OPENED CASES..... | | | | | | | | | |
| REMANDS FROM HIGHER COURTS..... | 70 | 3 | 4 | 0 | 0 | 1 | 0 | 0 | 8 |
| PROBATION VIOLATIONS..... | 80 | 17 | 11 | 0 | 7 | 8 | 0 | 0 | 43 |
| MISTRIALS..... | 85 | 0 | 1 | 0 | 0 | 0 | 0 | 0 | 1 |
| APPEARANCE AFTER BENCH WARRANT ISSUED..... | 90 | 69 | 42 | 0 | 47 | 5 | 0 | 0 | 163 |
| SERVICE MADE/ARRAIGNMENT..... | 95 | 519 | 140 | 0 | 110 | 24 | 332 | 241 | 1447 |
| OTHER..... | 100 | 73 | 30 | 0 | 16 | 0 | 5 | 4 | 128 |
| SUBTOTAL (ADD LINES 70 THROUGH 100)..... | 110 | 681 | 228 | 0 | 180 | 38 | 337 | 245 | 1790 |
| TOTAL ACTIVE CASELOAD THIS YEAR (ADD LINES 60 AND 110)..... | 120 | 7272 | 1856 | 0 | 4863 | 315 | 777 | 559 | 15870 |
| JUDICIAL DISPOSITIONS..... | | | | | | | | | |
| GUILTY PLEAS..... | 130 | 489 | 334 | 0 | 339 | 143 | 0 | 0 | 1305 |
| TRIALS WITHOUT JURY..... | 140 | 188 | 46 | 0 | 128 | 16 | 9 | 8 | 402 |
| TRIALS BY JURY..... | 150 | 10 | 5 | 0 | 2 | 2 | 1 | 0 | 20 |
| DISMISSALS..... | 160 | 580 | 184 | 0 | 154 | 43 | 94 | 102 | 1186 |
| PELIMINARY EXAMS WAIVED..... | 170 | 0 | 40 | 0 | 0 | 0 | 0 | 0 | 40 |
| PELIMINARY EXAMS CONDUCTED..... | 175 | 0 | 40 | 0 | 0 | 0 | 0 | 0 | 40 |
| BENCH WARRANTS..... | 180 | 113 | 41 | 0 | 49 | 8 | 0 | 0 | 211 |
| NO PROGRESS..... | 185 | 0 | 0 | 0 | 0 | 0 | 24 | 4 | 35 |
| OTHER JUDICIAL DISPOSITIONS..... | 190 | 57 | 446 | 0 | 22 | 24 | 216 | 216 | 1089 |
| SUBTOTAL (ADD LINES 130 THROUGH 190)..... | 200 | 1437 | 1136 | 0 | 694 | 236 | 344 | 330 | 4328 |
| OTHER DISPOSITIONS..... | | | | | | | | | |
| MAGISTRATES..... | 210 | 0 | 0 | 0 | 0 | 0 | 0 | 0 | 0 |
| TRAFFIC BUREAU..... | 220 | 4397 | 190 | 0 | 3659 | 0 | 0 | 0 | 8246 |
| NON-SERVICE..... | 230 | 518 | 156 | 0 | 265 | 32 | 305 | 199 | 1539 |
| SUBTOTAL (ADD LINES 210 THROUGH 230)..... | 240 | 4915 | 346 | 0 | 3924 | 32 | 305 | 199 | 9785 |
| TOTAL DISPOSITIONS (ADD LINES 200 AND 240)..... | 250 | 6352 | 1482 | 0 | 4618 | 268 | 649 | 529 | 14113 |
| PENDING CASES AT THE END OF YEAR..... | | | | | | | | | |
| INACTIVE: BENCH WARRANTS (LINES 10 - 90 + 180)..... | 260 | 194 | 58 | 0 | 68 | 22 | 1 | 0 | 343 |
| INACTIVE: NON-SERVICE (LINES 20 - 95 + 230)..... | 270 | 814 | 332 | 0 | 468 | 52 | 45 | 34 | 1747 |
| ACTIVE PENDING (SUBTRACT LINE 250 FROM LINE 120)..... | 280 | 920 | 374 | 0 | 245 | 47 | 128 | 30 | 1757 |
| TOTAL CASES PENDING AT END OF YEAR(LINES 260+270+280)..... | 290 | 1928 | 764 | 0 | 781 | 121 | 174 | 64 | 3847 |
| CIVIL CASES PENDING OVER 1 YEAR..... | 300 | 0 | 0 | 0 | 0 | 0 | 5 | 0 | 1 |

REPORT OF DISTRICT CASELOAD

REGION 2

DISTRICT #14 - Div. 4

WASHTENAW COUNTY - SERVICE CENTER

| ***** | | | | | | | | | | |
|--|-----|------|------|------|------|-----|-----|-----|------|-------|
| * C R I M I N A L * C I V I L * T * | | | | | | | | | | |
| * STATE OFFENSE * STATE * ORDINANCE * * * * * O * * * | | | | | | | | | | |
| L ***** ORD. ***** * SUM- * A * | | | | | | | | | | |
| I * * NON * AND * * NON * * SMALL * MARY * L * | | | | | | | | | | |
| N * TRAF- * TRAF- * PARK- * TRAF- * TRAF- * CIVIL * CLAIMS * PROC. * S * | | | | | | | | | | |
| E * FIC * FIC * ING * FIC * FIC * * * * * * * * * | | | | | | | | | | |
| ***** | | | | | | | | | | |
| PENDING CASES AT THE BEGINNING OF THE YEAR..... | | | | | | | | | | |
| INACTIVE BENCH WARRANTS..... | 10 | 28 | 69 | 0 | 10 | 13 | 2 | 0 | 0 | 122 |
| INACTIVE: NON-SERVICE..... | 20 | 358 | 111 | 198 | 133 | 15 | 114 | 13 | 43 | 985 |
| TOTAL (ADD LINES 10 AND 20)..... | 30 | 386 | 180 | 198 | 143 | 28 | 116 | 13 | 43 | 1107 |
| ACTIVE PENDING..... | 40 | 572 | 142 | 55 | 173 | 14 | 50 | 2 | 0 | 1008 |
| NEW CASES FILED THIS YEAR..... | 50 | 5285 | 1131 | 2611 | 7632 | 292 | 533 | 108 | 1060 | 18652 |
| SUBTOTAL ACTIVE..... | 60 | 5857 | 1273 | 2666 | 7805 | 306 | 583 | 110 | 1060 | 19660 |
| RE-OPENED CASES..... | | | | | | | | | | |
| REMANDS FROM HIGHER COURTS..... | 70 | 0 | 3 | 0 | 0 | 0 | 5 | 0 | 0 | 8 |
| PROBATION VIOLATIONS..... | 80 | 0 | 37 | 0 | 0 | 0 | 0 | 0 | 0 | 37 |
| MISTRIALS..... | 85 | 0 | 0 | 0 | 0 | 0 | 0 | 0 | 0 | 0 |
| APPEARANCE AFTER BENCH WARRANT ISSUED..... | 90 | 11 | 91 | 0 | 4 | 7 | 0 | 0 | 0 | 113 |
| SERVICE MADE/ARRAIGNMENT..... | 95 | 301 | 214 | 102 | 291 | 14 | 358 | 84 | 294 | 1658 |
| OTHER..... | 100 | 0 | 0 | 0 | 0 | 0 | 6 | 6 | 2 | 14 |
| SUBTOTAL (ADD LINES 70 THROUGH 100)..... | 110 | 312 | 345 | 102 | 295 | 21 | 369 | 90 | 296 | 1830 |
| TOTAL ACTIVE CASELOAD THIS YEAR (ADD LINES 60 AND 110)..... | 120 | 6169 | 1618 | 2768 | 8100 | 327 | 952 | 200 | 1356 | 21490 |
| JUDICIAL DISPOSITIONS..... | | | | | | | | | | |
| GUILTY PLEAS..... | 130 | 217 | 560 | 4 | 251 | 149 | 0 | 0 | 0 | 1181 |
| TRIALS WITHOUT JURY..... | 140 | 109 | 101 | 2 | 137 | 11 | 25 | 34 | 41 | 460 |
| TRIALS BY JURY..... | 150 | 3 | 29 | 0 | 0 | 0 | 3 | 0 | 1 | 36 |
| DISMISSALS..... | 160 | 194 | 175 | 156 | 660 | 37 | 170 | 52 | 544 | 1988 |
| PELIMINARY EXAMS WAIVED..... | 170 | 0 | 52 | 0 | 0 | 0 | 0 | 0 | 0 | 52 |
| PELIMINARY EXAMS CONDUCTED..... | 175 | 0 | 86 | 0 | 0 | 0 | 0 | 0 | 0 | 86 |
| BENCH WARRANTS..... | 180 | 18 | 81 | 0 | 10 | 17 | 0 | 0 | 0 | 126 |
| NO PROGRESS..... | 185 | 0 | 0 | 0 | 0 | 0 | 16 | 5 | 0 | 21 |
| OTHER JUDICIAL DISPOSITIONS..... | 190 | 165 | 68 | 9 | 94 | 8 | 261 | 22 | 431 | 1058 |
| SUBTOTAL (ADD LINES 130 THROUGH 190)..... | 200 | 706 | 1152 | 171 | 1152 | 222 | 475 | 113 | 1017 | 5008 |
| OTHER DISPOSITIONS..... | | | | | | | | | | |
| MAGISTRATES..... | 210 | 0 | 0 | 0 | 0 | 0 | 0 | 0 | 0 | 0 |
| TRAFFIC BUREAU..... | 220 | 4180 | 0 | 2055 | 5797 | 0 | 0 | 0 | 0 | 12032 |
| NON-SERVICE..... | 230 | 352 | 241 | 332 | 422 | 28 | 423 | 77 | 257 | 2132 |
| SUBTOTAL (ADD LINES 210 THROUGH 230)..... | 240 | 4532 | 241 | 2387 | 6219 | 28 | 423 | 77 | 257 | 14164 |
| TOTAL DISPOSITIONS (ADD LINES 200 AND 240)..... | 250 | 5238 | 1393 | 2558 | 7371 | 250 | 898 | 190 | 1274 | 19172 |
| PENDING CASES AT THE END OF YEAR..... | | | | | | | | | | |
| INACTIVE: BENCH WARRANTS (LINES 10 - 90 + 180)..... | 260 | 35 | 59 | 0 | 16 | 23 | 2 | 0 | 0 | 135 |
| INACTIVE: NON-SERVICE (LINES 20 - 95 + 230)..... | 270 | 409 | 138 | 428 | 264 | 29 | 179 | 6 | 6 | 1459 |
| ACTIVE PENDING (SUBTRACT LINE 250 FROM LINE 120)..... | 280 | 931 | 225 | 210 | 729 | 77 | 54 | 10 | 82 | 2318 |
| TOTAL CASES PENDING AT END OF YEAR(LINES 260+270+280)..... | 290 | 1375 | 422 | 638 | 1009 | 129 | 235 | 16 | 88 | 3912 |
| CIVIL CASES PENDING OVER 1 YEAR..... | 300 | 0 | 0 | 0 | 0 | 0 | 4 | 0 | 1 | 5 |

REPORT OF DISTRICT CASELOAD

REGION 2

DISTRICT #14

COURT SUMMARY

| ***** | | | | | | | | | |
|---|------------------|---------|---------|---------|-----------|---------|-----------|---------|-------|
| * CRIMINAL * | | | | | * CIVIL * | | | * T * | |
| ***** | | | | | | | | | |
| * STATE OFFENSE * STATE * ORDINANCE * | | | | | * * * * * | | | * T * | |
| ***** | | | | | | | | | |
| L | * ORD. * * * * * | | | | * SUM- | | * A * | | * O * |
| I | * NON | * AND | * NON | * CIVIL | | * SMALL | * MARY | * L * | |
| N | * TRAF- | * TRAF- | * PARK- | * TRAF- | * TRAF- | * CIVIL | * CLAIMS* | * PROC. | * S * |
| E | * FIC | * FIC | * ING | * FIC | * FIC | * * * | * * * | * * * | * * * |
| ***** | | | | | | | | | |
| PENDING CASES AT THE BEGINNING OF THE YEAR..... | | | | | | | | | |
| INACTIVE BENCH WARRANTS..... | 10 | 424 | 702 | 14 | 338 | 315 | 4 | 0 | 1797 |
| INACTIVE: NON-SERVICE..... | 20 | 2333 | 818 | 1412 | 1301 | 248 | 431 | 111 | 6781 |
| TOTAL (ADD LINES 10 AND 20)..... | 30 | 2757 | 1520 | 1426 | 1639 | 563 | 435 | 111 | 8578 |
| ACTIVE PENDING..... | 40 | 2117 | 1068 | 1031 | 536 | 177 | 357 | 54 | 5412 |
| NEW CASES FILED THIS YEAR..... | 50 | 14506 | 4040 | 4224 | 19744 | 1869 | 2248 | 727 | 51510 |
| SUBTOTAL ACTIVE..... | 60 | 16623 | 5108 | 5255 | 20280 | 2046 | 2605 | 781 | 56922 |
| RE-OPENED CASES..... | | | | | | | | | |
| REMANDS FROM HIGHER COURTS..... | 70 | 3 | 13 | 0 | 0 | 1 | 24 | 0 | 41 |
| PROBATION VIOLATIONS..... | 80 | 28 | 128 | 0 | 35 | 46 | 0 | 0 | 237 |
| MISTRIALS..... | 85 | 0 | 2 | 0 | 0 | 0 | 1 | 0 | 3 |
| APPEARANCE AFTER BENCH WARRANT ISSUED..... | 90 | 266 | 436 | 6 | 172 | 98 | 0 | 0 | 978 |
| SERVICE MADE/ARRAIGNMENT..... | 95 | 1632 | 802 | 229 | 805 | 190 | 1001 | 447 | 6140 |
| OTHER..... | 100 | 337 | 30 | 0 | 17 | 5 | 31 | 10 | 432 |
| SUBTOTAL (ADD LINES 70 THROUGH 100)..... | 110 | 2266 | 1411 | 235 | 1029 | 340 | 1057 | 457 | 7831 |
| TOTAL ACTIVE CASELOAD THIS YEAR (ADD LINES 60 AND 110)..... | 120 | 18889 | 6519 | 5490 | 21309 | 2386 | 3662 | 1238 | 64753 |
| JUDICIAL DISPOSITIONS..... | | | | | | | | | |
| GUILTY PLEAS..... | 130 | 1406 | 1599 | 63 | 1325 | 1039 | 0 | 0 | 5432 |
| TRIALS WITHOUT JURY..... | 140 | 403 | 198 | 16 | 358 | 60 | 69 | 141 | 1595 |
| TRIALS BY JURY..... | 150 | 19 | 122 | 0 | 2 | 17 | 16 | 0 | 191 |
| DISMISSALS..... | 160 | 986 | 884 | 236 | 1040 | 373 | 695 | 316 | 6488 |
| PELIMINARY EXAMS WAIVED..... | 170 | 0 | 196 | 0 | 0 | 0 | 0 | 0 | 196 |
| PELIMINARY EXAMS CONDUCTED..... | 175 | 0 | 299 | 0 | 0 | 0 | 0 | 0 | 299 |
| BENCH WARRANTS..... | 180 | 361 | 300 | 15 | 204 | 161 | 0 | 1 | 1042 |
| NO PROGRESS..... | 185 | 0 | 0 | 0 | 0 | 0 | 84 | 15 | 106 |
| OTHER JUDICIAL DISPOSITIONS..... | 190 | 365 | 585 | 23 | 173 | 62 | 1257 | 294 | 4321 |
| SUBTOTAL (ADD LINES 130 THROUGH 190)..... | 200 | 3540 | 4183 | 353 | 3102 | 1712 | 2121 | 766 | 19670 |
| OTHER DISPOSITIONS..... | | | | | | | | | |
| MAGISTRATES..... | 210 | 0 | 0 | 0 | 0 | 0 | 0 | 0 | 0 |
| TRAFFIC BUREAU..... | 220 | 11617 | 190 | 3214 | 15166 | 87 | 0 | 0 | 30274 |
| NON-SERVICE..... | 230 | 1613 | 862 | 652 | 1252 | 289 | 1202 | 413 | 7426 |
| SUBTOTAL (ADD LINES 210 THROUGH 230)..... | 240 | 13230 | 1052 | 3866 | 16418 | 376 | 1202 | 413 | 37700 |
| TOTAL DISPOSITIONS (ADD LINES 200 AND 240)..... | 250 | 16770 | 5235 | 4219 | 19520 | 2088 | 3323 | 1179 | 57370 |
| PENDING CASES AT THE END OF YEAR..... | | | | | | | | | |
| INACTIVE: BENCH WARRANTS (LINES 10 - 90 + 180)..... | 260 | 519 | 566 | 23 | 370 | 378 | 4 | 0 | 1861 |
| INACTIVE: NON-SERVICE (LINES 20 - 95 + 230)..... | 270 | 2314 | 878 | 1835 | 1748 | 347 | 632 | 77 | 8067 |
| ACTIVE PENDING (SUBTRACT LINE 250 FROM LINE 120)..... | 280 | 2119 | 1284 | 1271 | 1789 | 298 | 339 | 59 | 7383 |
| TOTAL CASES PENDING AT END OF YEAR(LINES 260+270+280)..... | 290 | 4952 | 2728 | 3129 | 3907 | 1023 | 975 | 136 | 17311 |
| CIVIL CASES PENDING OVER 1 YEAR..... | 300 | 0 | 0 | 0 | 0 | 0 | 22 | 0 | 25 |

REPORT OF DISTRICT CASELOAD

REGION 2

DISTRICT #15

CITY OF ANN ARBOR

| ***** | | | | | | | | | |
|---|---------------------------------------|---------|---------|---------|-----------|---------|----------|---------|-------|
| * CRIMINAL * | | | | | * CIVIL * | | | * T * | |
| ***** | | | | | | | | | |
| * STATE OFFENSE * STATE * ORDINANCE * * * * * | | | | | | | | | |
| ***** | | | | | | | | | |
| L | * STATE OFFENSE * STATE * ORDINANCE * | | | | * CIVIL * | | | * T * | |
| I | * NON | * AND | * NON | * CIVIL | * SMALL | * MARY | * S * | | |
| N | * TRAF- | * TRAF- | * PARK- | * TRAF- | * TRAF- | * CIVIL | * CLAIMS | * PROC. | * S * |
| E | * FIC | * FIC | * ING | * FIC | * FIC | * CIVIL | * CLAIMS | * PROC. | * S * |
| ***** | | | | | | | | | |
| PENDING CASES AT THE BEGINNING OF THE YEAR..... | | | | | | | | | |
| INACTIVE BENCH WARRANTS..... | 10 | 0 | 0 | 0 | 0 | 0 | 0 | 0 | 0 |
| INACTIVE: NON-SERVICE..... | 20 | 0 | 0 | 0 | 0 | 0 | 0 | 0 | 0 |
| TOTAL (ADD LINES 10 AND 20)..... | 30 | 0 | 0 | 0 | 0 | 0 | 0 | 0 | 0 |
| ACTIVE PENDING..... | 40 | 47 | 828 | 0 | 1590 | 691 | 693 | 140 | 4108 |
| NEW CASES FILED THIS YEAR..... | 50 | 244 | 1284 | 0 | 16395 | 1318 | 1646 | 656 | 22975 |
| SUBTOTAL ACTIVE..... | 60 | 291 | 2112 | 0 | 17985 | 2009 | 2339 | 796 | 27083 |
| RE-OPENED CASES..... | | | | | | | | | |
| REMANDS FROM HIGHER COURTS..... | 70 | 0 | 0 | 0 | 0 | 0 | 0 | 0 | 0 |
| PROBATION VIOLATIONS..... | 80 | 0 | 0 | 0 | 0 | 0 | 0 | 0 | 0 |
| MISTRIALS..... | 85 | 0 | 1 | 0 | 0 | 1 | 0 | 0 | 2 |
| APPEARANCE AFTER BENCH WARRANT ISSUED..... | 90 | 2 | 38 | 0 | 169 | 54 | 7 | 2 | 273 |
| SERVICE MADE/ARRAIGNMENT..... | 95 | 6 | 0 | 0 | 849 | 0 | 229 | 91 | 1246 |
| OTHER..... | 100 | 5 | 0 | 0 | 635 | 0 | 81 | 49 | 772 |
| SUBTOTAL (ADD LINES 70 THROUGH 100)..... | 110 | 13 | 39 | 0 | 1653 | 55 | 317 | 142 | 2293 |
| TOTAL ACTIVE CASELOAD THIS YEAR (ADD LINES 60 AND 110)..... | 120 | 304 | 2151 | 0 | 19638 | 2064 | 2656 | 938 | 29376 |
| JUDICIAL DISPOSITIONS..... | | | | | | | | | |
| GUILTY PLEAS..... | 130 | 108 | 839 | 0 | 3801 | 462 | 0 | 0 | 5210 |
| TRIALS WITHOUT JURY..... | 140 | 5 | 8 | 0 | 522 | 54 | 39 | 207 | 842 |
| TRIALS BY JURY..... | 150 | 8 | 24 | 0 | 14 | 16 | 13 | 0 | 83 |
| DISMISSALS..... | 160 | 4 | 41 | 0 | 85 | 47 | 764 | 280 | 1870 |
| PELIMINARY EXAMS WAIVED..... | 170 | 0 | 131 | 0 | 0 | 0 | 0 | 0 | 131 |
| PELIMINARY EXAMS CONDUCTED..... | 175 | 1 | 140 | 0 | 0 | 0 | 0 | 0 | 141 |
| BENCH WARRANTS..... | 180 | 12 | 337 | 0 | 575 | 223 | 52 | 4 | 1204 |
| NO PROGRESS..... | 185 | 0 | 0 | 0 | 0 | 0 | 81 | 47 | 147 |
| OTHER JUDICIAL DISPOSITIONS..... | 190 | 19 | 190 | 0 | 1006 | 150 | 842 | 40 | 2978 |
| SUBTOTAL (ADD LINES 130 THROUGH 190)..... | 200 | 157 | 1710 | 0 | 6003 | 952 | 1791 | 578 | 12606 |
| OTHER DISPOSITIONS..... | | | | | | | | | |
| MAGISTRATES..... | 210 | 0 | 0 | 0 | 0 | 0 | 0 | 0 | 0 |
| TRAFFIC BUREAU..... | 220 | 132 | 19 | 0 | 11863 | 518 | 0 | 0 | 12532 |
| NON-SERVICE..... | 230 | 13 | 0 | 0 | 1711 | 0 | 580 | 258 | 2641 |
| SUBTOTAL (ADD LINES 210 THROUGH 230)..... | 240 | 145 | 19 | 0 | 13574 | 518 | 580 | 258 | 15173 |
| TOTAL DISPOSITIONS (ADD LINES 200 AND 240)..... | 250 | 302 | 1729 | 0 | 19577 | 1470 | 2371 | 836 | 27779 |
| PENDING CASES AT THE END OF YEAR..... | | | | | | | | | |
| INACTIVE: BENCH WARRANTS (LINES 10 - 90 + 180)..... | 260 | 10 | 299 | 0 | 406 | 169 | 45 | 2 | 931 |
| INACTIVE: NON-SERVICE (LINES 20 - 95 + 230)..... | 270 | 7 | 0 | 0 | 862 | 0 | 351 | 167 | 1395 |
| ACTIVE PENDING (SUBTRACT LINE 250 FROM LINE 120)..... | 280 | 2 | 422 | 0 | 61 | 594 | 285 | 102 | 1597 |
| TOTAL CASES PENDING AT END OF YEAR (LINES 260+270+280)..... | 290 | 19 | 721 | 0 | 1329 | 763 | 681 | 271 | 3923 |
| CIVIL CASES PENDING OVER 1 YEAR..... | 300 | 0 | 0 | 0 | 0 | 0 | 21 | 0 | 24 |

REPORT OF DISTRICT CASELOAD

REGION 2

DISTRICT #37 - Div. 1

CITY OF WARREN

| ***** | | | | | | | | | | |
|---|--|-----------|-----------|-----------|---------------|-----------|-----------|-----------|-----------|-----------|
| * C R I M I N A L * | | | | | * C I V I L * | | | | * T * | |
| ***** | | | | | | | | | | |
| * STATE OFFENSE * STATE * ORDINANCE * | | | | | * * * * * | | * * * * * | | * * * * * | |
| ***** | | | | | | | | | | |
| L | * * * * * | * * * * * | * * * * * | * * * * * | * * * * * | * * * * * | * * * * * | * * * * * | * * * * * | * * * * * |
| I | * * * * * | * * * * * | * * * * * | * * * * * | * * * * * | * * * * * | * * * * * | * * * * * | * * * * * | * * * * * |
| N | * TRAF- * TRAF- * PARK- * TRAF- * TRAF- * CIVIL * CLAIMS * PROC. * S * | * * * * * | * * * * * | * * * * * | * * * * * | * * * * * | * * * * * | * * * * * | * * * * * | * * * * * |
| E | * FIC * FIC * ING * FIC * FIC * * * * * | * * * * * | * * * * * | * * * * * | * * * * * | * * * * * | * * * * * | * * * * * | * * * * * | * * * * * |
| ***** | | | | | | | | | | |
| PENDING CASES AT THE BEGINNING OF THE YEAR..... | | | | | | | | | | |
| INACTIVE BENCH WARRANTS..... | 10 | 40 | 196 | 2 | 704 | 297 | 5 | 0 | 0 | 1244 |
| INACTIVE: NON-SERVICE..... | 20 | 26 | 298 | 16 | 5638 | 788 | 622 | 153 | 109 | 7650 |
| TOTAL (ADD LINES 10 AND 20)..... | 30 | 66 | 494 | 18 | 6342 | 1085 | 627 | 153 | 109 | 8894 |
| ACTIVE PENDING..... | 40 | 123 | 253 | 8136 | 3303 | 734 | 317 | 78 | 19 | 12963 |
| NEW CASES FILED THIS YEAR..... | 50 | 1105 | 1473 | 4467 | 24969 | 2649 | 2113 | 636 | 1234 | 38646 |
| SUBTOTAL ACTIVE..... | 60 | 1228 | 1726 | 12603 | 28272 | 3383 | 2430 | 714 | 1253 | 51609 |
| RE-OPENED CASES..... | | | | | | | | | | |
| REMANDS FROM HIGHER COURTS..... | 70 | 0 | 19 | 0 | 1 | 4 | 3 | 0 | 0 | 27 |
| PROBATION VIOLATIONS..... | 80 | 0 | 0 | 0 | 0 | 0 | 0 | 0 | 0 | 0 |
| MISTRIALS..... | 85 | 0 | 0 | 0 | 3 | 0 | 0 | 0 | 0 | 3 |
| APPEARANCE AFTER BENCH WARRANT ISSUED..... | 90 | 12 | 135 | 4 | 454 | 183 | 2 | 0 | 0 | 790 |
| SERVICE MADE/ARRAIGNMENT..... | 95 | 40 | 603 | 49 | 2254 | 354 | 1397 | 218 | 80 | 4995 |
| OTHER..... | 100 | 23 | 275 | 0 | 493 | 201 | 188 | 100 | 39 | 1319 |
| SUBTOTAL (ADD LINES 70 THROUGH 100)..... | 110 | 75 | 1032 | 53 | 3205 | 742 | 1590 | 318 | 119 | 7134 |
| TOTAL ACTIVE CASELOAD THIS YEAR (ADD LINES 60 AND 110)..... | 120 | 1303 | 2758 | 12656 | 31477 | 4125 | 4020 | 1032 | 1372 | 58743 |
| JUDICIAL DISPOSITIONS..... | | | | | | | | | | |
| GUILTY PLEAS..... | 130 | 133 | 56 | 68 | 2471 | 516 | 0 | 0 | 0 | 3244 |
| TRIALS WITHOUT JURY..... | 140 | 133 | 301 | 276 | 2989 | 508 | 134 | 111 | 166 | 4618 |
| TRIALS BY JURY..... | 150 | 2 | 7 | 0 | 15 | 23 | 33 | 0 | 1 | 81 |
| DISMISSALS..... | 160 | 115 | 415 | 5392 | 3694 | 628 | 416 | 26 | 2 | 10688 |
| PELIMINARY EXAMS WAIVED..... | 170 | 8 | 243 | 0 | 0 | 0 | 0 | 0 | 0 | 251 |
| PELIMINARY EXAMS CONDUCTED..... | 175 | 1 | 149 | 0 | 0 | 0 | 0 | 0 | 0 | 150 |
| BENCH WARRANTS..... | 180 | 34 | 147 | 8 | 461 | 166 | 5 | 0 | 0 | 824 |
| NO PROGRESS..... | 185 | 0 | 0 | 0 | 0 | 0 | 147 | 0 | 0 | 147 |
| OTHER JUDICIAL DISPOSITIONS..... | 190 | 24 | 287 | 0 | 521 | 204 | 1589 | 482 | 1018 | 4125 |
| SUBTOTAL (ADD LINES 130 THROUGH 190)..... | 200 | 450 | 1605 | 5744 | 10151 | 2045 | 2327 | 619 | 1187 | 24128 |
| OTHER DISPOSITIONS..... | | | | | | | | | | |
| MAGISTRATES..... | 210 | 0 | 0 | 0 | 0 | 0 | 0 | 0 | 0 | 0 |
| TRAFFIC BUREAU..... | 220 | 590 | 63 | 2817 | 16476 | 703 | 0 | 0 | 0 | 20649 |
| NON-SERVICE..... | 230 | 114 | 399 | 115 | 2490 | 470 | 1523 | 246 | 73 | 5430 |
| SUBTOTAL (ADD LINES 210 THROUGH 230)..... | 240 | 704 | 462 | 2932 | 18966 | 1173 | 1523 | 246 | 73 | 26079 |
| TOTAL DISPOSITIONS (ADD LINES 200 AND 240)..... | 250 | 1154 | 2067 | 8676 | 29117 | 3218 | 3850 | 865 | 1260 | 50207 |
| PENDING CASES AT THE END OF YEAR..... | | | | | | | | | | |
| INACTIVE: BENCH WARRANTS (LINES 10 - 90 + 180)..... | 260 | 62 | 208 | 6 | 711 | 280 | 11 | 0 | 0 | 1278 |
| INACTIVE: NON-SERVICE (LINES 20 - 95 + 230)..... | 270 | 100 | 94 | 82 | 5874 | 904 | 748 | 181 | 102 | 8085 |
| ACTIVE PENDING (SUBTRACT LINE 250 FROM LINE 120)..... | 280 | 149 | 691 | 3980 | 2360 | 907 | 170 | 167 | 112 | 8536 |
| TOTAL CASES PENDING AT END OF YEAR (LINES 260+270+280)..... | 290 | 311 | 993 | 4068 | 8945 | 2091 | 929 | 348 | 214 | 17899 |
| CIVIL CASES PENDING OVER 1 YEAR..... | | | | | | | | | | |
| CIVIL CASES PENDING OVER 1 YEAR..... | 300 | 0 | 0 | 0 | 0 | 0 | 70 | 0 | 0 | 70 |

REPORT OF DISTRICT CASELOAD

REGION 2

DISTRICT #37 - Div. 2

CITY OF CENTER LINE

| ***** | | | | | | | | | | |
|---|-------|---------|-------|-------|-----------|-------|--------|-------|-------|------|
| * CRIMINAL * | | | | | * CIVIL * | | | | * T * | |
| ***** | | | | | | | | | | |
| * STATE OFFENSE * STATE * ORDINANCE * * * * * | | | | | | | | | | |
| ***** | | | | | | | | | | |
| L | STATE | OFFENSE | STATE | ORD. | ORDINANCE | | | | SUM- | |
| I | NON | | AND | | NON | | | SMALL | MARY | A |
| N | TRAF- | TRAF- | PARK- | TRAF- | TRAF- | CIVIL | CLAIMS | PROC. | | S |
| E | FIC | FIC | ING | FIC | FIC | | | | | |
| ***** | | | | | | | | | | |
| PENDING CASES AT THE BEGINNING OF THE YEAR..... | | | | | | | | | | |
| INACTIVE BENCH WARRANTS..... | 10 | 0 | 0 | 0 | 95 | 56 | 0 | 0 | 0 | 151 |
| INACTIVE: NON-SERVICE..... | 20 | 0 | 0 | 0 | 112 | 17 | 0 | 0 | 0 | 129 |
| TOTAL (ADD LINES 10 AND 20)..... | 30 | 0 | 0 | 0 | 207 | 73 | 0 | 0 | 0 | 280 |
| ACTIVE PENDING..... | 40 | 0 | 0 | 1119 | 537 | 102 | 0 | 0 | 0 | 1758 |
| NEW CASES FILED THIS YEAR..... | 50 | 0 | 0 | 2373 | 2191 | 533 | 0 | 0 | 0 | 5097 |
| SUBTOTAL ACTIVE..... | 60 | 0 | 0 | 3492 | 2728 | 635 | 0 | 0 | 0 | 6855 |
| RE-OPENED CASES..... | | | | | | | | | | |
| REMANDS FROM HIGHER COURTS..... | 70 | 0 | 0 | 0 | 0 | 0 | 0 | 0 | 0 | 0 |
| PROBATION VIOLATIONS..... | 80 | 0 | 0 | 0 | 2 | 0 | 0 | 0 | 0 | 2 |
| MISTRIALS..... | 85 | 0 | 0 | 0 | 0 | 0 | 0 | 0 | 0 | 0 |
| APPEARANCE AFTER BENCH WARRANT ISSUED..... | 90 | 0 | 0 | 0 | 56 | 14 | 0 | 0 | 0 | 70 |
| SERVICE MADE/ARRAIGNMENT..... | 95 | 0 | 0 | 0 | 160 | 16 | 0 | 0 | 0 | 176 |
| OTHER..... | 100 | 0 | 0 | 0 | 24 | 27 | 0 | 0 | 0 | 51 |
| SUBTOTAL (ADD LINES 70 THROUGH 100)..... | 110 | 0 | 0 | 0 | 242 | 57 | 0 | 0 | 0 | 299 |
| TOTAL ACTIVE CASELOAD THIS YEAR (ADD LINES 60 AND 110)..... | 120 | 0 | 0 | 3492 | 2970 | 692 | 0 | 0 | 0 | 7154 |
| JUDICIAL DISPOSITIONS..... | | | | | | | | | | |
| GUILTY PLEAS..... | 130 | 0 | 0 | 0 | 43 | 48 | 0 | 0 | 0 | 91 |
| TRIALS WITHOUT JURY..... | 140 | 0 | 0 | 22 | 374 | 148 | 0 | 0 | 0 | 544 |
| TRIALS BY JURY..... | 150 | 0 | 0 | 0 | 3 | 6 | 0 | 0 | 0 | 9 |
| DISMISSALS..... | 160 | 0 | 0 | 246 | 214 | 55 | 0 | 0 | 0 | 515 |
| PELIMINARY EXAMS WAIVED..... | 170 | 0 | 0 | 0 | 0 | 0 | 0 | 0 | 0 | 0 |
| PELIMINARY EXAMS CONDUCTED..... | 175 | 0 | 0 | 0 | 0 | 0 | 0 | 0 | 0 | 0 |
| BENCH WARRANTS..... | 180 | 0 | 0 | 0 | 61 | 16 | 0 | 0 | 0 | 77 |
| NO PROGRESS..... | 185 | 0 | 0 | 0 | 0 | 0 | 0 | 0 | 0 | 0 |
| OTHER JUDICIAL DISPOSITIONS..... | 190 | 0 | 0 | 0 | 33 | 30 | 0 | 0 | 0 | 63 |
| SUBTOTAL (ADD LINES 130 THROUGH 190)..... | 200 | 0 | 0 | 268 | 728 | 303 | 0 | 0 | 0 | 1299 |
| OTHER DISPOSITIONS..... | | | | | | | | | | |
| MAGISTRATES..... | 210 | 0 | 0 | 0 | 10 | 2 | 0 | 0 | 0 | 12 |
| TRAFFIC BUREAU..... | 220 | 0 | 0 | 2202 | 1460 | 61 | 0 | 0 | 0 | 3723 |
| NON-SERVICE..... | 230 | 0 | 0 | 0 | 120 | 46 | 0 | 0 | 0 | 166 |
| SUBTOTAL (ADD LINES 210 THROUGH 230)..... | 240 | 0 | 0 | 2202 | 1590 | 109 | 0 | 0 | 0 | 3901 |
| TOTAL DISPOSITIONS (ADD LINES 200 AND 240)..... | 250 | 0 | 0 | 2470 | 2318 | 412 | 0 | 0 | 0 | 5200 |
| PENDING CASES AT THE END OF YEAR..... | | | | | | | | | | |
| INACTIVE: BENCH WARRANTS (LINES 10 - 90 + 180)..... | 260 | 0 | 0 | 0 | 100 | 58 | 0 | 0 | 0 | 158 |
| INACTIVE: NON-SERVICE (LINES 20 - 95 + 230)..... | 270 | 0 | 0 | 0 | 72 | 47 | 0 | 0 | 0 | 119 |
| ACTIVE PENDING (SUBTRACT LINE 250 FROM LINE 120)..... | 280 | 0 | 0 | 1022 | 652 | 280 | 0 | 0 | 0 | 1954 |
| TOTAL CASES PENDING AT END OF YEAR (LINES 260+270+280)..... | 290 | 0 | 0 | 1022 | 824 | 385 | 0 | 0 | 0 | 2231 |
| CIVIL CASES PENDING OVER 1 YEAR..... | | | | | | | | | | |
| | 300 | 0 | 0 | 0 | 0 | 0 | 0 | 0 | 0 | 0 |

REPORT OF DISTRICT CASELOAD

REGION 2

DISTRICT #37

COURT SUMMARY

| ***** | | | | | | | | | | |
|---|---|----------------|-----------|-----------|-----------|-----------|-----------|-----------|-----------|-----------|
| * CRIMINAL * | | | | | * CIVIL * | | | * T * | | |
| ***** | | | | | | | | | | |
| * STATE OFFENSE * STATE * ORDINANCE * | | | | | * * * * * | | | * T * | | |
| ***** | | | | | | | | | | |
| L | * STATE OFFENSE * | * STATE * ORD. | * * * * * | * * * * * | * * * * * | * * * * * | * * * * * | * * * * * | * * * * * | * * * * * |
| I | * NON * AND * | * * * * * | * * * * * | * * * * * | * * * * * | * * * * * | * * * * * | * * * * * | * * * * * | * * * * * |
| N | * TRAF- * TRAF- * PARK- * TRAF- * TRAF- * CIVIL * CLAIMS * MARY * PROC. * S * | * * * * * | * * * * * | * * * * * | * * * * * | * * * * * | * * * * * | * * * * * | * * * * * | * * * * * |
| E | * FIC * FIC * ING * FIC * FIC * * * * * | * * * * * | * * * * * | * * * * * | * * * * * | * * * * * | * * * * * | * * * * * | * * * * * | * * * * * |
| ***** | | | | | | | | | | |
| PENDING CASES AT THE BEGINNING OF THE YEAR..... | | | | | | | | | | |
| INACTIVE BENCH WARRANTS..... | 10 | 40 | 196 | 2 | 799 | 353 | 5 | 0 | 0 | 1395 |
| INACTIVE: NON-SERVICE..... | 20 | 26 | 298 | 16 | 5750 | 805 | 622 | 153 | 109 | 7779 |
| TOTAL (ADD LINES 10 AND 20)..... | 30 | 66 | 494 | 18 | 6549 | 1158 | 627 | 153 | 109 | 9174 |
| ACTIVE PENDING..... | 40 | 123 | 253 | 9255 | 3840 | 836 | 317 | 78 | 19 | 14721 |
| NEW CASES FILED THIS YEAR..... | 50 | 1105 | 1473 | 6840 | 27160 | 3182 | 2113 | 636 | 1234 | 43743 |
| SUBTOTAL ACTIVE..... | 60 | 1228 | 1726 | 16095 | 31000 | 4018 | 2430 | 714 | 1253 | 58464 |
| RE-OPENED CASES..... | | | | | | | | | | |
| REMANDS FROM HIGHER COURTS..... | 70 | 0 | 19 | 0 | 1 | 4 | 3 | 0 | 0 | 27 |
| PROBATION VIOLATIONS..... | 80 | 0 | 0 | 0 | 2 | 0 | 0 | 0 | 0 | 2 |
| MISTRIALS..... | 85 | 0 | 0 | 0 | 3 | 0 | 0 | 0 | 0 | 3 |
| APPEARANCE AFTER BENCH WARRANT ISSUED..... | 90 | 12 | 135 | 4 | 510 | 197 | 2 | 0 | 0 | 860 |
| SERVICE MADE/ARRAIGNMENT..... | 95 | 40 | 603 | 49 | 2414 | 370 | 1397 | 218 | 80 | 5171 |
| OTHER..... | 100 | 23 | 275 | 0 | 517 | 228 | 188 | 100 | 39 | 1370 |
| SUBTOTAL (ADD LINES 70 THROUGH 100)..... | 110 | 75 | 1032 | 53 | 3447 | 799 | 1590 | 318 | 119 | 7433 |
| TOTAL ACTIVE CASELOAD THIS YEAR (ADD LINES 60 AND 110)..... | 120 | 1303 | 2758 | 16148 | 34447 | 4817 | 4020 | 1032 | 1372 | 65897 |
| JUDICIAL DISPOSITIONS..... | | | | | | | | | | |
| GUILTY PLEAS..... | 130 | 133 | 56 | 68 | 2514 | 564 | 0 | 0 | 0 | 3335 |
| TRIALS WITHOUT JURY..... | 140 | 133 | 301 | 298 | 3363 | 656 | 134 | 111 | 166 | 5162 |
| TRIALS BY JURY..... | 150 | 2 | 7 | 0 | 18 | 29 | 33 | 0 | 1 | 90 |
| DISMISSALS..... | 160 | 115 | 415 | 5638 | 3908 | 683 | 416 | 26 | 2 | 11203 |
| PELIMINARY EXAMS WAIVED..... | 170 | 8 | 243 | 0 | 0 | 0 | 0 | 0 | 0 | 251 |
| PELIMINARY EXAMS CONDUCTED..... | 175 | 1 | 149 | 0 | 0 | 0 | 0 | 0 | 0 | 150 |
| BENCH WARRANTS..... | 180 | 34 | 147 | 8 | 522 | 182 | 8 | 0 | 0 | 901 |
| NO PROGRESS..... | 185 | 0 | 0 | 0 | 0 | 0 | 147 | 0 | 0 | 147 |
| OTHER JUDICIAL DISPOSITIONS..... | 190 | 24 | 287 | 0 | 554 | 234 | 1589 | 482 | 1018 | 4188 |
| SUBTOTAL (ADD LINES 130 THROUGH 190)..... | 200 | 450 | 1605 | 6012 | 10879 | 2348 | 2327 | 619 | 1187 | 25427 |
| OTHER DISPOSITIONS..... | | | | | | | | | | |
| MAGISTRATES..... | 210 | 0 | 0 | 0 | 10 | 2 | 0 | 0 | 0 | 12 |
| TRAFFIC BUREAU..... | 220 | 590 | 63 | 5019 | 17936 | 764 | 0 | 0 | 0 | 24372 |
| NON-SERVICE..... | 230 | 114 | 399 | 115 | 2610 | 516 | 1523 | 246 | 73 | 5596 |
| SUBTOTAL (ADD LINES 210 THROUGH 230)..... | 240 | 704 | 462 | 5134 | 20556 | 1282 | 1523 | 246 | 73 | 29980 |
| TOTAL DISPOSITIONS (ADD LINES 200 AND 240)..... | 250 | 1154 | 2067 | 11146 | 31435 | 3630 | 3850 | 865 | 1260 | 55407 |
| PENDING CASES AT THE END OF YEAR..... | | | | | | | | | | |
| INACTIVE: BENCH WARRANTS (LINES 10 - 90 + 180)..... | 260 | 62 | 208 | 6 | 811 | 338 | 11 | 0 | 0 | 1436 |
| INACTIVE: NON-SERVICE (LINES 20 - 95 + 230)..... | 270 | 100 | 94 | 82 | 5946 | 951 | 748 | 181 | 102 | 8204 |
| ACTIVE PENDING (SUBTRACT LINE 250 FROM LINE 120)..... | 280 | 149 | 691 | 5002 | 3012 | 1187 | 170 | 167 | 112 | 10490 |
| TOTAL CASES PENDING AT END OF YEAR(LINES 260+270+280)..... | 290 | 311 | 993 | 5090 | 9769 | 2476 | 929 | 348 | 214 | 20130 |
| CIVIL CASES PENDING OVER 1 YEAR..... | 300 | 0 | 0 | 0 | 0 | 0 | 70 | 0 | 0 | 70 |

REPORT OF DISTRICT CASELOAD

REGION 2

DISTRICT #39 - Div. 1

CITY OF ROSEVILLE

| ***** | | | | | | | | | |
|---|--|---------------------------------|---------------|-----------|---------------|----------|-------|-------------|-------|
| * C R I M I N A L * | | | | | * C I V I L * | | | | * T * |
| * STATE OFFENSE * STATE * ORDINANCE * | | | | | | | | | * O * |
| L | * STATE OFFENSE * | * STATE * ORD. | * ORDINANCE * | | | | | * S U M - * | * A * |
| I | * NON * | * AND * | * NON * | * CIVIL * | * SMALL * | * MARY * | * L * | * S * | |
| N | * TRAF- * TRAF- * PARK- * TRAF- * TRAF- * CIVIL * CLAIMS * PROC. * S * | * FIC * FIC * ING * FIC * FIC * | | | | | | | |
| E | ***** | | | | | | | | |
| PENDING CASES AT THE BEGINNING OF THE YEAR..... | | | | | | | | | |
| INACTIVE BENCH WARRANTS..... | 10 | 2 | 243 | 0 | 521 | 181 | 0 | 0 | 947 |
| INACTIVE: NON-SERVICE..... | 20 | 59 | 317 | 0 | 1488 | 158 | 140 | 15 | 2188 |
| TOTAL (ADD LINES 10 AND 20)..... | 30 | 61 | 560 | 0 | 2009 | 339 | 140 | 15 | 3135 |
| ACTIVE PENDING..... | 40 | 304 | 80 | 4784 | 8202 | 985 | 242 | 36 | 14653 |
| NEW CASES FILED THIS YEAR..... | 50 | 4434 | 583 | 11990 | 15211 | 2224 | 830 | 199 | 35948 |
| SUBTOTAL ACTIVE..... | 60 | 4738 | 663 | 16774 | 23413 | 3209 | 1072 | 235 | 50601 |
| RE-OPENED CASES..... | | | | | | | | | |
| REMANDS FROM HIGHER COURTS..... | 70 | 0 | 6 | 0 | 0 | 0 | 2 | 0 | 8 |
| PROBATION VIOLATIONS..... | 80 | 0 | 18 | 0 | 0 | 0 | 0 | 0 | 18 |
| MISTRIALS..... | 85 | 0 | 0 | 0 | 0 | 0 | 1 | 0 | 1 |
| APPEARANCE AFTER BENCH WARRANT ISSUED..... | 90 | 1 | 71 | 0 | 325 | 100 | 1 | 0 | 498 |
| SERVICE MADE/ARRAIGNMENT..... | 95 | 0 | 136 | 0 | 0 | 0 | 477 | 68 | 766 |
| OTHER..... | 100 | 0 | 0 | 0 | 0 | 0 | 36 | 3 | 40 |
| SUBTOTAL (ADD LINES 70 THROUGH 100)..... | 110 | 1 | 231 | 0 | 325 | 100 | 517 | 71 | 1331 |
| TOTAL ACTIVE CASELOAD THIS YEAR (ADD LINES 60 AND 110)..... | 120 | 4739 | 894 | 16774 | 23738 | 3309 | 1589 | 306 | 51932 |
| JUDICIAL DISPOSITIONS..... | | | | | | | | | |
| GUILTY PLEAS..... | 130 | 614 | 283 | 0 | 814 | 349 | 0 | 0 | 2060 |
| TRIALS WITHOUT JURY..... | 140 | 118 | 3 | 0 | 598 | 264 | 36 | 53 | 1112 |
| TRIALS BY JURY..... | 150 | 0 | 4 | 0 | 38 | 22 | 2 | 0 | 66 |
| DISMISSALS..... | 160 | 335 | 149 | 346 | 371 | 348 | 151 | 36 | 1754 |
| PELIMINARY EXAMS WAIVED..... | 170 | 0 | 81 | 0 | 0 | 0 | 0 | 0 | 81 |
| PELIMINARY EXAMS CONDUCTED..... | 175 | 0 | 43 | 0 | 0 | 0 | 0 | 0 | 43 |
| BENCH WARRANTS..... | 180 | 80 | 38 | 0 | 227 | 63 | 3 | 0 | 411 |
| NO PROGRESS..... | 185 | 0 | 0 | 0 | 0 | 0 | 26 | 0 | 26 |
| OTHER JUDICIAL DISPOSITIONS..... | 190 | 0 | 0 | 0 | 476 | 90 | 613 | 121 | 1722 |
| SUBTOTAL (ADD LINES 130 THROUGH 190)..... | 200 | 1147 | 601 | 346 | 2524 | 1136 | 831 | 210 | 7275 |
| OTHER DISPOSITIONS..... | | | | | | | | | |
| MAGISTRATES..... | 210 | 0 | 0 | 0 | 0 | 0 | 0 | 0 | 0 |
| TRAFFIC BUREAU..... | 220 | 2857 | 0 | 4273 | 12466 | 257 | 0 | 0 | 19853 |
| NON-SERVICE..... | 230 | 0 | 290 | 0 | 774 | 98 | 481 | 64 | 1789 |
| SUBTOTAL (ADD LINES 210 THROUGH 230)..... | 240 | 2857 | 290 | 4273 | 13240 | 355 | 481 | 64 | 21642 |
| TOTAL DISPOSITIONS (ADD LINES 200 AND 240)..... | 250 | 4004 | 891 | 4619 | 15764 | 1491 | 1312 | 274 | 28917 |
| PENDING CASES AT THE END OF YEAR..... | | | | | | | | | |
| INACTIVE: BENCH WARRANTS (LINES 10 - 90 + 180)..... | 260 | 81 | 210 | 0 | 423 | 144 | 2 | 0 | 860 |
| INACTIVE: NON-SERVICE (LINES 20 - 95 + 230)..... | 270 | 59 | 471 | 0 | 2262 | 256 | 144 | 11 | 3211 |
| ACTIVE PENDING (SUBTRACT LINE 250 FROM LINE 120)..... | 280 | 735 | 3 | 12155 | 7974 | 1818 | 277 | 32 | 23015 |
| TOTAL CASES PENDING AT END OF YEAR (LINES 260+270+280)..... | 290 | 875 | 684 | 12155 | 10659 | 2218 | 423 | 43 | 27086 |
| CIVIL CASES PENDING OVER 1 YEAR..... | | | | | | | | | |
| | 300 | 0 | 0 | 0 | 0 | 0 | 23 | 0 | 23 |

REPORT OF DISTRICT CASELOAD

REGION 2

DISTRICT #39 - Div. 2

CITY OF FRASER

| ***** | | | | | | | | | |
|---|---|----------------|-----------|-----------|---------------|-----------|-----------|-----------|-----------|
| * C R I M I N A L * | | | | | * C I V I L * | | | * T * | |
| * STATE OFFENSE * STATE * ORDINANCE * | | | | | * * * * * | | | * O * | |
| L | * STATE OFFENSE * | * STATE * ORD. | * * * * * | * * * * * | * * * * * | * * * * * | * * * * * | * * * * * | * * * * * |
| I | * NON * | * AND * | * * * * * | * * * * * | * * * * * | * * * * * | * * * * * | * * * * * | * * * * * |
| N | * TRAF- * TRAF- * PARK- * TRAF- * TRAF- * CIVIL * CLAIMS+ PROC. * S * | * * * * * | * * * * * | * * * * * | * * * * * | * * * * * | * * * * * | * * * * * | * * * * * |
| E | * FIC * FIC * ING * FIC * FIC * * * * * | * * * * * | * * * * * | * * * * * | * * * * * | * * * * * | * * * * * | * * * * * | * * * * * |
| ***** | | | | | | | | | |
| PENDING CASES AT THE BEGINNING OF THE YEAR..... | | | | | | | | | |
| INACTIVE BENCH WARRANTS..... | 10 | 0 | 0 | 0 | 48 | 10 | 0 | 0 | 58 |
| INACTIVE: NON-SERVICE..... | 20 | 0 | 0 | 0 | 468 | 23 | 0 | 0 | 491 |
| TOTAL (ADD LINES 10 AND 20)..... | 30 | 0 | 0 | 0 | 516 | 33 | 0 | 0 | 549 |
| ACTIVE PENDING..... | 40 | 0 | 0 | 0 | 867 | 76 | 0 | 0 | 943 |
| NEW CASES FILED THIS YEAR..... | 50 | 0 | 0 | 0 | 5978 | 217 | 0 | 0 | 6195 |
| SUBTOTAL ACTIVE..... | 60 | 0 | 0 | 0 | 6845 | 293 | 0 | 0 | 7138 |
| RE-OPENED CASES..... | | | | | | | | | |
| REMANDS FROM HIGHER COURTS..... | 70 | 0 | 0 | 0 | 0 | 0 | 0 | 0 | 0 |
| PROBATION VIOLATIONS..... | 80 | 0 | 0 | 0 | 45 | 0 | 0 | 0 | 45 |
| MISTRIALS..... | 85 | 0 | 0 | 0 | 1 | 0 | 0 | 0 | 1 |
| APPEARANCE AFTER BENCH WARRANT ISSUED..... | 90 | 0 | 0 | 0 | 30 | 7 | 0 | 0 | 37 |
| SERVICE MADE/ARRAIGNMENT..... | 95 | 0 | 0 | 0 | 452 | 5 | 0 | 0 | 457 |
| OTHER..... | 100 | 0 | 0 | 0 | 23 | 2 | 0 | 0 | 25 |
| SUBTOTAL (ADD LINES 70 THROUGH 100)..... | 110 | 0 | 0 | 0 | 551 | 14 | 0 | 0 | 565 |
| TOTAL ACTIVE CASELOAD THIS YEAR (ADD LINES 60 AND 110)..... | 120 | 0 | 0 | 0 | 7396 | 307 | 0 | 0 | 7703 |
| JUDICIAL DISPOSITIONS..... | | | | | | | | | |
| GUILTY PLEAS..... | 130 | 0 | 0 | 0 | 740 | 56 | 0 | 0 | 796 |
| TRIALS WITHOUT JURY..... | 140 | 0 | 0 | 0 | 294 | 26 | 0 | 0 | 320 |
| TRIALS BY JURY..... | 150 | 0 | 0 | 0 | 1 | 0 | 0 | 0 | 1 |
| DISMISSALS..... | 160 | 0 | 0 | 0 | 375 | 109 | 0 | 0 | 484 |
| PELIMINARY EXAMS WAIVED..... | 170 | 0 | 0 | 0 | 0 | 0 | 0 | 0 | 0 |
| PELIMINARY EXAMS CONDUCTED..... | 175 | 0 | 0 | 0 | 0 | 0 | 0 | 0 | 0 |
| BENCH WARRANTS..... | 180 | 0 | 0 | 0 | 41 | 0 | 0 | 0 | 41 |
| NO PROGRESS..... | 185 | 0 | 0 | 0 | 0 | 0 | 0 | 0 | 0 |
| OTHER JUDICIAL DISPOSITIONS..... | 190 | 0 | 0 | 0 | 144 | 35 | 0 | 0 | 179 |
| SUBTOTAL (ADD LINES 130 THROUGH 190)..... | 200 | 0 | 0 | 0 | 1595 | 226 | 0 | 0 | 1821 |
| OTHER DISPOSITIONS..... | | | | | | | | | |
| MAGISTRATES..... | 210 | 0 | 0 | 0 | 0 | 0 | 0 | 0 | 0 |
| TRAFFIC BUREAU..... | 220 | 0 | 0 | 0 | 4651 | 0 | 0 | 0 | 4651 |
| NON-SERVICE..... | 230 | 0 | 0 | 0 | 484 | 3 | 0 | 0 | 487 |
| SUBTOTAL (ADD LINES 210 THROUGH 230)..... | 240 | 0 | 0 | 0 | 5135 | 3 | 0 | 0 | 5138 |
| TOTAL DISPOSITIONS (ADD LINES 200 AND 240)..... | 250 | 0 | 0 | 0 | 6730 | 229 | 0 | 0 | 6959 |
| PENDING CASES AT THE END OF YEAR..... | | | | | | | | | |
| INACTIVE: BENCH WARRANTS (LINES 10 - 90 + 180)..... | 260 | 0 | 0 | 0 | 59 | 3 | 0 | 0 | 62 |
| INACTIVE: NON-SERVICE (LINES 20 - 95 + 230)..... | 270 | 0 | 0 | 0 | 500 | 21 | 0 | 0 | 521 |
| ACTIVE PENDING (SUBTRACT LINE 250 FROM LINE 120)..... | 280 | 0 | 0 | 0 | 666 | 78 | 0 | 0 | 744 |
| TOTAL CASES PENDING AT END OF YEAR(LINES 260+270+280)..... | 290 | 0 | 0 | 0 | 1225 | 102 | 0 | 0 | 1327 |
| CIVIL CASES PENDING OVER 1 YEAR..... | 300 | 0 | 0 | 0 | 0 | 0 | 0 | 0 | 0 |

REPORT OF DISTRICT CASELOAD

REGION 2

DISTRICT #39

COURT SUMMARY

| ***** | | | | | | | | | |
|---|---------|---------|---------|---------|-----------|---------|-----------|---------|-------|
| * CRIMINAL * | | | | | * CIVIL * | | | * T * | |
| ***** | | | | | | | | | |
| * STATE OFFENSE * STATE * ORDINANCE * * * * * | | | | | | | | | |
| ***** | | | | | | | | | |
| L | * NON | * AND | * NON | * CIVIL | * SMALL | * MARY | * SUM- | * A | * T |
| N | * TRAF- | * TRAF- | * PARK- | * TRAF- | * TRAF- | * CIVIL | * CLAIMS* | * PROC. | * S |
| E | * FIC | * FIC | * ING | * FIC | * FIC | * | * | * | * |
| ***** | | | | | | | | | |
| PENDING CASES AT THE BEGINNING OF THE YEAR..... | | | | | | | | | |
| INACTIVE BENCH WARRANTS..... | 10 | 2 | 243 | 0 | 569 | 191 | 0 | 0 | 1005 |
| INACTIVE: NON-SERVICE..... | 20 | 59 | 317 | 0 | 1956 | 181 | 140 | 15 | 2679 |
| TOTAL (ADD LINES 10 AND 20)..... | 30 | 61 | 560 | 0 | 2525 | 372 | 140 | 15 | 3684 |
| ACTIVE PENDING..... | 40 | 304 | 80 | 4784 | 9069 | 1061 | 242 | 36 | 15596 |
| NEW CASES FILED THIS YEAR..... | 50 | 4434 | 583 | 11990 | 21189 | 2441 | 830 | 199 | 42143 |
| SUBTOTAL ACTIVE..... | 60 | 4738 | 663 | 16774 | 30258 | 3502 | 1072 | 235 | 57739 |
| RE-OPENED CASES..... | | | | | | | | | |
| REMANDS FROM HIGHER COURTS..... | 70 | 0 | 6 | 0 | 0 | 0 | 2 | 0 | 8 |
| PROBATION VIOLATIONS..... | 80 | 0 | 18 | 0 | 45 | 0 | 0 | 0 | 63 |
| MISTRIALS..... | 85 | 0 | 0 | 0 | 1 | 0 | 1 | 0 | 2 |
| APPEARANCE AFTER BENCH WARRANT ISSUED..... | 90 | 1 | 71 | 0 | 355 | 107 | 1 | 0 | 535 |
| SERVICE MADE/ARRAIGNMENT..... | 95 | 0 | 136 | 0 | 452 | 5 | 477 | 68 | 1223 |
| OTHER..... | 100 | 0 | 0 | 0 | 23 | 2 | 36 | 3 | 65 |
| SUBTOTAL (ADD LINES 70 THROUGH 100)..... | 110 | 1 | 231 | 0 | 876 | 114 | 517 | 71 | 1896 |
| TOTAL ACTIVE CASELOAD THIS YEAR (ADD LINES 60 AND 110)..... | 120 | 4739 | 894 | 16774 | 31134 | 3616 | 1589 | 306 | 59635 |
| JUDICIAL DISPOSITIONS..... | | | | | | | | | |
| GUILTY PLEAS..... | 130 | 614 | 283 | 0 | 1554 | 405 | 0 | 0 | 2856 |
| TRIALS WITHOUT JURY..... | 140 | 118 | 3 | 0 | 892 | 290 | 36 | 53 | 1432 |
| TRIALS BY JURY..... | 150 | 0 | 4 | 0 | 39 | 22 | 2 | 0 | 67 |
| DISMISSALS..... | 160 | 335 | 149 | 346 | 746 | 457 | 151 | 36 | 2238 |
| PELIMINARY EXAMS WAIVED..... | 170 | 0 | 81 | 0 | 0 | 0 | 0 | 0 | 81 |
| PELIMINARY EXAMS CONDUCTED..... | 175 | 0 | 43 | 0 | 0 | 0 | 0 | 0 | 43 |
| BENCH WARRANTS..... | 180 | 80 | 38 | 0 | 268 | 63 | 3 | 0 | 452 |
| NO PROGRESS..... | 185 | 0 | 0 | 0 | 0 | 0 | 26 | 0 | 26 |
| OTHER JUDICIAL DISPOSITIONS..... | 190 | 0 | 0 | 0 | 620 | 125 | 613 | 121 | 1901 |
| SUBTOTAL (ADD LINES 130 THROUGH 190)..... | 200 | 1147 | 601 | 346 | 4119 | 1362 | 831 | 210 | 9096 |
| OTHER DISPOSITIONS..... | | | | | | | | | |
| MAGISTRATES..... | 210 | 0 | 0 | 0 | 0 | 0 | 0 | 0 | 0 |
| TRAFFIC BUREAU..... | 220 | 2857 | 0 | 4273 | 17117 | 257 | 0 | 0 | 24504 |
| NON-SERVICE..... | 230 | 0 | 290 | 0 | 1258 | 101 | 481 | 64 | 2276 |
| SUBTOTAL (ADD LINES 210 THROUGH 230)..... | 240 | 2857 | 290 | 4273 | 18375 | 358 | 481 | 64 | 26780 |
| TOTAL DISPOSITIONS (ADD LINES 200 AND 240)..... | 250 | 4004 | 891 | 4619 | 22494 | 1720 | 1312 | 274 | 35876 |
| PENDING CASES AT THE END OF YEAR..... | | | | | | | | | |
| INACTIVE: BENCH WARRANTS (LINES 10 - 90 + 180)..... | 260 | 81 | 210 | 0 | 482 | 147 | 2 | 0 | 922 |
| INACTIVE: NON-SERVICE (LINES 20 - 95 + 230)..... | 270 | 59 | 471 | 0 | 2762 | 277 | 144 | 11 | 3732 |
| ACTIVE PENDING (SUBTRACT LINE 250 FROM LINE 120)..... | 280 | 735 | 3 | 12155 | 8640 | 1896 | 277 | 32 | 23759 |
| TOTAL CASES PENDING AT END OF YEAR(LINES 260+270+280)..... | 290 | 875 | 684 | 12155 | 11884 | 2320 | 423 | 43 | 28413 |
| CIVIL CASES PENDING OVER 1 YEAR..... | | | | | | | | | |
| | 300 | 0 | 0 | 0 | 0 | 0 | 23 | 0 | 23 |

REPORT OF DISTRICT CASELOAD

REGION 2

DISTRICT #40

CITY OF ST. CLAIR SHORES

| ***** | | | | | | | | | |
|---|-----------------|---------|-------------|---------|---------------|-------|----------|---------|-------|
| * C R I M I N A L * | | | | | * C I V I L * | | | * T * | |
| ***** | | | | | | | | | |
| | * STATE OFFENSE | * STATE | * ORDINANCE | | | | | | |
| L | * ORD. | * AND | * NON | | | | | | |
| I | * TRAF- | * TRAF- | * PARK- | * TRAF- | * TRAF- | CIVIL | * SMALL | * MARY | |
| N | * FIC | * FIC | * ING | * FIC | * FIC | | * CLAIMS | * PRDC. | |
| E | | | | | | | | | |
| ***** | | | | | | | | | |
| PENDING CASES AT THE BEGINNING OF THE YEAR..... | | | | | | | | | |
| INACTIVE BENCH WARRANTS..... | 10 | 2 | 33 | 14 | 145 | 157 | 0 | 0 | 351 |
| INACTIVE: NON-SERVICE..... | 20 | 4 | 66 | 4306 | 92 | 7 | 21 | 0 | 4496 |
| TOTAL (ADD LINES 10 AND 20)..... | 30 | 6 | 99 | 4320 | 237 | 164 | 21 | 0 | 4847 |
| ACTIVE PENDING..... | 40 | 214 | 52 | 688 | 2278 | 885 | 110 | 0 | 4234 |
| NEW CASES FILED THIS YEAR..... | 50 | 4355 | 404 | 10873 | 15817 | 1195 | 690 | 130 | 33602 |
| SUBTOTAL ACTIVE..... | 60 | 4569 | 456 | 11561 | 18095 | 2080 | 800 | 130 | 37836 |
| RE-OPENED CASES..... | | | | | | | | | |
| REMANDS FROM HIGHER COURTS..... | 70 | 0 | 2 | 0 | 2 | 0 | 1 | 0 | 5 |
| PROBATION VIOLATIONS..... | 80 | 0 | 3 | 0 | 0 | 0 | 0 | 0 | 3 |
| MISTRIALS..... | 85 | 0 | 0 | 0 | 0 | 0 | 0 | 0 | 0 |
| APPEARANCE AFTER BENCH WARRANT ISSUED..... | 90 | 101 | 5 | 14 | 298 | 276 | 0 | 0 | 694 |
| SERVICE MADE/ARRAIGNMENT..... | 95 | 5 | 37 | 1364 | 1081 | 66 | 154 | 20 | 2739 |
| OTHER..... | 100 | 3 | 20 | 0 | 0 | 0 | 16 | 0 | 39 |
| SUBTOTAL (ADD LINES 70 THROUGH 100)..... | 110 | 109 | 67 | 1378 | 1381 | 342 | 171 | 20 | 3480 |
| TOTAL ACTIVE CASELOAD THIS YEAR (ADD LINES 60 AND 110)..... | 120 | 4678 | 523 | 12939 | 19476 | 2422 | 971 | 150 | 41316 |
| JUDICIAL DISPOSITIONS..... | | | | | | | | | |
| GUILTY PLEAS..... | 130 | 2004 | 101 | 1057 | 2083 | 569 | 0 | 0 | 5814 |
| TRIALS WITHOUT JURY..... | 140 | 1 | 4 | 126 | 482 | 108 | 71 | 44 | 914 |
| TRIALS BY JURY..... | 150 | 0 | 0 | 0 | 0 | 0 | 1 | 0 | 2 |
| DISMISSALS..... | 160 | 487 | 70 | 835 | 2121 | 439 | 63 | 16 | 4049 |
| PELIMINARY EXAMS WAIVED..... | 170 | 1 | 56 | 0 | 0 | 0 | 0 | 0 | 57 |
| PELIMINARY EXAMS CONDUCTED..... | 175 | 0 | 57 | 0 | 0 | 0 | 0 | 0 | 57 |
| BENCH WARRANTS..... | 180 | 267 | 15 | 14 | 192 | 148 | 0 | 0 | 636 |
| NO PROGRESS..... | 185 | 0 | 0 | 0 | 0 | 0 | 32 | 0 | 33 |
| OTHER JUDICIAL DISPOSITIONS..... | 190 | 57 | 24 | 0 | 55 | 18 | 408 | 28 | 620 |
| SUBTOTAL (ADD LINES 130 THROUGH 190)..... | 200 | 2817 | 327 | 2032 | 4933 | 1282 | 575 | 88 | 12182 |
| OTHER DISPOSITIONS..... | | | | | | | | | |
| MAJISTRATES..... | 210 | 0 | 0 | 0 | 0 | 0 | 0 | 0 | 0 |
| TRAFFIC BUREAU..... | 220 | 1157 | 36 | 7277 | 9748 | 213 | 0 | 0 | 18431 |
| NON-SERVICE..... | 230 | 209 | 104 | 2095 | 1207 | 64 | 221 | 44 | 3969 |
| SUBTOTAL (ADD LINES 210 THROUGH 230)..... | 240 | 1366 | 140 | 9372 | 10955 | 277 | 221 | 44 | 22400 |
| TOTAL DISPOSITIONS (ADD LINES 200 AND 240)..... | 250 | 4183 | 467 | 11404 | 15888 | 1559 | 796 | 132 | 34582 |
| PENDING CASES AT THE END OF YEAR..... | | | | | | | | | |
| INACTIVE: BENCH WARRANTS (LINES 10 - 90 + 180)..... | 260 | 168 | 43 | 14 | 39 | 29 | 0 | 0 | 293 |
| INACTIVE: NON-SERVICE (LINES 20 - 95 + 230)..... | 270 | 208 | 133 | 5037 | 218 | 5 | 88 | 24 | 5726 |
| ACTIVE PENDING (SUBTRACT LINE 250 FROM LINE 120)..... | 280 | 495 | 56 | 1535 | 3588 | 863 | 175 | 18 | 6734 |
| TOTAL CASES PENDING AT END OF YEAR (LINES 260+270+280)..... | 290 | 871 | 232 | 6586 | 3845 | 897 | 263 | 42 | 12753 |
| CIVIL CASES PENDING OVER 1 YEAR..... | 300 | 0 | 0 | 0 | 0 | 0 | 0 | 0 | 0 |

REPORT OF DISTRICT CASELOAD

REGION 2

DISTRICT #41A - Div. 1

CITY OF STERLING HEIGHTS

| ***** | | | | | | | | | |
|---|-------|-------|-------|-------|---------------|-------|-------|--------|-------|
| * C R I M I N A L * | | | | | * C I V I L * | | | * T * | |
| ***** | | | | | | | | | |
| * STATE OFFENSE * STATE * ORDINANCE * * * * * | | | | | | | | | |
| ***** | | | | | | | | | |
| L | ORD. | NON | AND | NON | CIVIL | SUM- | MARY | PROC. | A |
| ***** | | | | | | | | | |
| N | TRAF- | TRAF- | PARK- | TRAF- | TRAF- | CIVIL | SMALL | CLAIMS | S |
| ***** | | | | | | | | | |
| E | FIC | FIC | ING | FIC | FIC | | | | |
| ***** | | | | | | | | | |
| PENDING CASES AT THE BEGINNING OF THE YEAR..... | | | | | | | | | |
| INACTIVE BENCH WARRANTS..... | 10 | 0 | 3 | 0 | 85 | 40 | 0 | 0 | 128 |
| INACTIVE: NON-SERVICE..... | 20 | 2 | 64 | 0 | 546 | 118 | 73 | 17 | 827 |
| TOTAL (ADD LINES 10 AND 20)..... | 30 | 2 | 67 | 0 | 631 | 158 | 73 | 17 | 955 |
| ACTIVE PENDING..... | 40 | 17 | 91 | 1569 | 2837 | 459 | 220 | 1 | 5206 |
| NEW CASES FILED THIS YEAR..... | 50 | 103 | 367 | 3389 | 19759 | 815 | 820 | 219 | 26041 |
| SUBTOTAL ACTIVE..... | 60 | 120 | 458 | 4958 | 22596 | 1274 | 1040 | 220 | 31247 |
| RE-OPENED CASES..... | | | | | | | | | |
| REMANDS FROM HIGHER COURTS..... | 70 | 0 | 2 | 0 | 0 | 0 | 0 | 0 | 2 |
| PROBATION VIOLATIONS..... | 80 | 0 | 5 | 0 | 5 | 0 | 0 | 0 | 10 |
| MISTRIALS..... | 85 | 0 | 0 | 0 | 0 | 0 | 0 | 0 | 0 |
| APPEARANCE AFTER BENCH WARRANT ISSUED..... | 90 | 1 | 34 | 0 | 106 | 16 | 1 | 0 | 158 |
| SERVICE MADE/ARRAIGNMENT..... | 95 | 10 | 238 | 2 | 1256 | 45 | 358 | 149 | 2126 |
| OTHER..... | 100 | 0 | 0 | 0 | 0 | 0 | 13 | 0 | 13 |
| SUBTOTAL (ADD LINES 70 THROUGH 100)..... | 110 | 11 | 279 | 2 | 1367 | 61 | 372 | 149 | 2309 |
| TOTAL ACTIVE CASELOAD THIS YEAR (ADD LINES 60 AND 110)..... | 120 | 131 | 737 | 4960 | 23963 | 1335 | 1412 | 369 | 33556 |
| JUDICIAL DISPOSITIONS..... | | | | | | | | | |
| GUILTY PLEAS..... | 130 | 35 | 67 | 36 | 2426 | 270 | 0 | 0 | 2834 |
| TRIALS WITHOUT JURY..... | 140 | 12 | 13 | 14 | 265 | 26 | 63 | 98 | 766 |
| TRIALS BY JURY..... | 150 | 0 | 4 | 0 | 32 | 11 | 3 | 0 | 50 |
| DISMISSALS..... | 160 | 5 | 80 | 475 | 2232 | 229 | 72 | 7 | 3101 |
| PELIMINARY EXAMS WAIVED..... | 170 | 4 | 101 | 0 | 0 | 0 | 0 | 0 | 105 |
| PELIMINARY EXAMS CONDUCTED..... | 175 | 0 | 119 | 0 | 0 | 0 | 0 | 0 | 119 |
| BENCH WARRANTS..... | 180 | 3 | 46 | 0 | 94 | 21 | 1 | 0 | 165 |
| NO PROGRESS..... | 185 | 0 | 0 | 0 | 0 | 0 | 64 | 0 | 64 |
| OTHER JUDICIAL DISPOSITIONS..... | 190 | 4 | 60 | 2 | 332 | 89 | 461 | 73 | 1304 |
| SUBTOTAL (ADD LINES 130 THROUGH 190)..... | 200 | 63 | 490 | 527 | 5381 | 646 | 664 | 178 | 8508 |
| OTHER DISPOSITIONS..... | | | | | | | | | |
| MAGISTRATES..... | 210 | 0 | 0 | 0 | 0 | 0 | 0 | 0 | 0 |
| TRAFFIC BUREAU..... | 220 | 10 | 5 | 1537 | 14317 | 115 | 0 | 0 | 15984 |
| NON-SERVICE..... | 230 | 23 | 199 | 4 | 2225 | 387 | 472 | 190 | 3565 |
| SUBTOTAL (ADD LINES 210 THROUGH 230)..... | 240 | 33 | 204 | 1541 | 16542 | 502 | 472 | 190 | 19549 |
| TOTAL DISPOSITIONS (ADD LINES 200 AND 240)..... | 250 | 96 | 694 | 2068 | 21923 | 1148 | 1136 | 368 | 28057 |
| PENDING CASES AT THE END OF YEAR..... | | | | | | | | | |
| INACTIVE: BENCH WARRANTS (LINES 10 - 90 + 180)..... | 260 | 2 | 15 | 0 | 73 | 45 | 0 | 0 | 135 |
| INACTIVE: NON-SERVICE (LINES 20 - 95 + 230)..... | 270 | 15 | 25 | 2 | 1515 | 460 | 187 | 58 | 2266 |
| ACTIVE PENDING (SUBTRACT LINE 250 FROM LINE 120)..... | 280 | 35 | 43 | 2892 | 2040 | 187 | 276 | 1 | 5499 |
| TOTAL CASES PENDING AT END OF YEAR (LINES 260+270+280)..... | 290 | 52 | 83 | 2894 | 3628 | 692 | 463 | 59 | 7900 |
| CIVIL CASES PENDING OVER 1 YEAR..... | 300 | 0 | 0 | 0 | 0 | 0 | 202 | 7 | 211 |

REPORT OF DISTRICT CASELOAD

REGION 2

DISTRICT #41A - Div. 2

SHELBY TOWNSHIP

| ***** | | | | | | | | | | |
|---|---|-----------|-----------|-----------|---------------|-----------|-----------|-----------|-----------|-------|
| * C R I M I N A L * | | | | | * C I V I L * | | | | * T * | |
| * STATE OFFENSE * STATE * ORDINANCE * | | | | | * * * * * | | | | * O * | |
| L | * * * * * | ORD. | * * * * * | * * * * * | * * * * * | * * * * * | * * * * * | * * * * * | * A * | |
| I | * * * * * | AND | * * * * * | * * * * * | * * * * * | * * * * * | * * * * * | * * * * * | * L * | |
| N | * TRAF- * TRAF- * PARK- * TRAF- * TRAF- * CIVIL * CLAIMS* PROC. * S * | * * * * * | * * * * * | * * * * * | * * * * * | * * * * * | * * * * * | * * * * * | * * * * * | |
| E | * FIC * FIC * ING * FIC * FIC * * * * * | * * * * * | * * * * * | * * * * * | * * * * * | * * * * * | * * * * * | * * * * * | * * * * * | |
| ***** | | | | | | | | | | |
| PENDING CASES AT THE BEGINNING OF THE YEAR..... | | | | | | | | | | |
| INACTIVE BENCH WARRANTS..... | 10 | 72 | 44 | 5 | 133 | 21 | 2 | 0 | 0 | 277 |
| INACTIVE: NON-SERVICE..... | 20 | 175 | 161 | 129 | 244 | 51 | 120 | 13 | 10 | 903 |
| TOTAL (ADD LINES 10 AND 20)..... | 30 | 247 | 205 | 134 | 377 | 72 | 122 | 13 | 10 | 1180 |
| ACTIVE PENDING..... | 40 | 464 | 305 | 170 | 892 | 148 | 221 | 21 | 62 | 2283 |
| NEW CASES FILED THIS YEAR..... | 50 | 3022 | 833 | 556 | 9696 | 968 | 645 | 223 | 892 | 16835 |
| SUBTOTAL ACTIVE..... | 60 | 3486 | 1138 | 726 | 10588 | 1116 | 866 | 244 | 954 | 19118 |
| RE-OPENED CASES..... | | | | | | | | | | |
| REMANDS FROM HIGHER COURTS..... | 70 | 1 | 1 | 0 | 2 | 0 | 0 | 0 | 0 | 4 |
| PROBATION VIOLATIONS..... | 80 | 2 | 13 | 0 | 0 | 0 | 0 | 0 | 0 | 15 |
| MISTRIALS..... | 85 | 0 | 0 | 0 | 0 | 0 | 0 | 0 | 0 | 0 |
| APPEARANCE AFTER BENCH WARRANT ISSUED..... | 90 | 50 | 36 | 1 | 102 | 21 | 0 | 0 | 0 | 210 |
| SERVICE MADE/ARRAIGNMENT..... | 95 | 150 | 110 | 24 | 307 | 29 | 444 | 88 | 69 | 1221 |
| OTHER..... | 100 | 0 | 224 | 0 | 0 | 0 | 20 | 1 | 1 | 246 |
| SUBTOTAL (ADD LINES 70 THROUGH 100)..... | 110 | 203 | 384 | 25 | 411 | 50 | 464 | 89 | 70 | 1696 |
| TOTAL ACTIVE CASELOAD THIS YEAR (ADD LINES 60 AND 110)..... | 120 | 3689 | 1522 | 751 | 10999 | 1166 | 1330 | 333 | 1024 | 20814 |
| JUDICIAL DISPOSITIONS..... | | | | | | | | | | |
| GUILTY PLEAS..... | 130 | 540 | 455 | 18 | 980 | 162 | 0 | 0 | 0 | 2155 |
| TRIALS WITHOUT JURY..... | 140 | 41 | 17 | 9 | 180 | 16 | 71 | 49 | 58 | 441 |
| TRIALS BY JURY..... | 150 | 2 | 1 | 0 | 10 | 0 | 10 | 0 | 1 | 24 |
| DISMISSALS..... | 160 | 160 | 278 | 24 | 487 | 132 | 46 | 11 | 12 | 1150 |
| PELIMINARY EXAMS WAIVED..... | 170 | 0 | 39 | 0 | 0 | 0 | 0 | 0 | 0 | 39 |
| PELIMINARY EXAMS CONDUCTED..... | 175 | 0 | 25 | 0 | 0 | 0 | 0 | 0 | 0 | 25 |
| BENCH WARRANTS..... | 180 | 57 | 45 | 3 | 113 | 22 | 4 | 0 | 0 | 244 |
| NO PROGRESS..... | 185 | 0 | 0 | 0 | 0 | 0 | 89 | 7 | 0 | 96 |
| OTHER JUDICIAL DISPOSITIONS..... | 190 | 249 | 0 | 273 | 621 | 172 | 561 | 167 | 842 | 2885 |
| SUBTOTAL (ADD LINES 130 THROUGH 190)..... | 200 | 1049 | 860 | 327 | 2391 | 504 | 781 | 234 | 913 | 7059 |
| OTHER DISPOSITIONS..... | | | | | | | | | | |
| MAGISTRATES..... | 210 | 0 | 0 | 0 | 0 | 0 | 0 | 0 | 0 | 0 |
| TRAFFIC BUREAU..... | 220 | 2136 | 203 | 366 | 7187 | 486 | 0 | 0 | 0 | 10378 |
| NON-SERVICE..... | 230 | 169 | 118 | 4 | 329 | 31 | 403 | 91 | 86 | 1231 |
| SUBTOTAL (ADD LINES 210 THROUGH 230)..... | 240 | 2305 | 321 | 370 | 7516 | 517 | 403 | 91 | 86 | 11609 |
| TOTAL DISPOSITIONS (ADD LINES 200 AND 240)..... | 250 | 3354 | 1181 | 697 | 9907 | 1021 | 1184 | 325 | 999 | 18668 |
| PENDING CASES AT THE END OF YEAR..... | | | | | | | | | | |
| INACTIVE: BENCH WARRANTS (LINES 10 - 90 + 180)..... | 260 | 79 | 53 | 7 | 144 | 22 | 6 | 0 | 0 | 311 |
| INACTIVE: NON-SERVICE (LINES 20 - 95 + 230)..... | 270 | 194 | 169 | 109 | 266 | 53 | 79 | 16 | 27 | 913 |
| ACTIVE PENDING (SUBTRACT LINE 250 FROM LINE 120)..... | 280 | 335 | 341 | 54 | 1092 | 145 | 146 | 8 | 25 | 2146 |
| TOTAL CASES PENDING AT END OF YEAR(LINES 260+270+280)..... | 290 | 608 | 563 | 170 | 1502 | 220 | 231 | 24 | 52 | 3370 |
| CIVIL CASES PENDING OVER 1 YEAR..... | | | | | | | | | | |
| | 300 | 0 | 0 | 0 | 0 | 0 | 13 | 0 | 0 | 13 |

REPORT OF DISTRICT CASELOAD

REGION 2

DISTRICT #41A

COURT SUMMARY

| ***** | | | | | | | | | |
|---|-----------------|---------|-------------|-------------|---------------|-------|----------|---------|-------|
| * C R I M I N A L * | | | | | * C I V I L * | | | * T * | |
| ***** | | | | | | | | | |
| | * STATE OFFENSE | * STATE | * ORDINANCE | | | | | | |
| L | * STATE | * ORD. | * STATE | * ORDINANCE | | | | | |
| I | * NON | * AND | * NON | * NON | | | | | |
| N | * TRAF- | * TRAF- | * PARK- | * TRAF- | * TRAF- | CIVIL | * SMALL | * MARY | * S |
| E | * FIC | * FIC | * ING | * FIC | * FIC | | * CLAIMS | * PROC. | * L |
| ***** | | | | | | | | | |
| PENDING CASES AT THE BEGINNING OF THE YEAR..... | | | | | | | | | |
| INACTIVE BENCH WARRANTS..... | 10 | 72 | 47 | 5 | 218 | 61 | 2 | 0 | 405 |
| INACTIVE: NON-SERVICE..... | 20 | 177 | 225 | 129 | 790 | 169 | 193 | 30 | 1730 |
| TOTAL (ADD LINES 10 AND 20)..... | 30 | 249 | 272 | 134 | 1008 | 230 | 195 | 30 | 2135 |
| ACTIVE PENDING..... | 40 | 481 | 396 | 1739 | 3729 | 607 | 441 | 22 | 7489 |
| NEW CASES FILED THIS YEAR..... | 50 | 3125 | 1200 | 3945 | 29455 | 1783 | 1465 | 442 | 42876 |
| SUBTOTAL ACTIVE..... | 60 | 3606 | 1596 | 5684 | 33184 | 2390 | 1906 | 464 | 50365 |
| RE-OPENED CASES..... | | | | | | | | | |
| REMANDS FROM HIGHER COURTS..... | 70 | 1 | 3 | 0 | 2 | 0 | 0 | 0 | 6 |
| PROBATION VIOLATIONS..... | 80 | 2 | 18 | 0 | 5 | 0 | 0 | 0 | 25 |
| MISTRIALS..... | 85 | 0 | 0 | 0 | 0 | 0 | 0 | 0 | 0 |
| APPEARANCE AFTER BENCH WARRANT ISSUED..... | 90 | 51 | 70 | 1 | 208 | 37 | 1 | 0 | 368 |
| SERVICE MADE/ARRAIGNMENT..... | 95 | 160 | 348 | 26 | 1563 | 74 | 802 | 237 | 3347 |
| OTHER..... | 100 | 0 | 224 | 0 | 0 | 0 | 33 | 1 | 259 |
| SUBTOTAL (ADD LINES 70 THROUGH 100)..... | 110 | 214 | 663 | 27 | 1778 | 111 | 836 | 238 | 4005 |
| TOTAL ACTIVE CASELOAD THIS YEAR (ADD LINES 60 AND 110)..... | 120 | 3820 | 2259 | 5711 | 34962 | 2501 | 2742 | 702 | 54370 |
| JUDICIAL DISPOSITIONS..... | | | | | | | | | |
| GUILTY PLEAS..... | 130 | 575 | 522 | 54 | 3406 | 432 | 0 | 0 | 4989 |
| TRIALS WITHOUT JURY..... | 140 | 53 | 30 | 23 | 445 | 42 | 134 | 147 | 1207 |
| TRIALS BY JURY..... | 150 | 2 | 5 | 0 | 42 | 11 | 13 | 0 | 74 |
| DISMISSALS..... | 160 | 165 | 358 | 499 | 2719 | 361 | 118 | 18 | 4251 |
| PELIMINARY EXAMS WAIVED..... | 170 | 4 | 140 | 0 | 0 | 0 | 0 | 0 | 144 |
| PELIMINARY EXAMS CONDUCTED..... | 175 | 0 | 144 | 0 | 0 | 0 | 0 | 0 | 144 |
| BENCH WARRANTS..... | 180 | 60 | 91 | 3 | 207 | 43 | 5 | 0 | 409 |
| NO PROGRESS..... | 185 | 0 | 0 | 0 | 0 | 0 | 153 | 7 | 160 |
| OTHER JUDICIAL DISPOSITIONS..... | 190 | 253 | 60 | 275 | 953 | 261 | 1022 | 240 | 4189 |
| SUBTOTAL (ADD LINES 130 THROUGH 190)..... | 200 | 1112 | 1350 | 854 | 7772 | 1150 | 1445 | 412 | 15567 |
| OTHER DISPOSITIONS..... | | | | | | | | | |
| MAGISTRATES..... | 210 | 0 | 0 | 0 | 0 | 0 | 0 | 0 | 0 |
| TRAFFIC BUREAU..... | 220 | 2146 | 208 | 1903 | 21504 | 601 | 0 | 0 | 26362 |
| NON-SERVICE..... | 230 | 192 | 317 | 8 | 2554 | 418 | 875 | 281 | 4796 |
| SUBTOTAL (ADD LINES 210 THROUGH 230)..... | 240 | 2338 | 525 | 1911 | 24058 | 1019 | 875 | 281 | 31158 |
| TOTAL DISPOSITIONS (ADD LINES 200 AND 240)..... | 250 | 3450 | 1875 | 2765 | 31830 | 2169 | 2320 | 693 | 46725 |
| PENDING CASES AT THE END OF YEAR..... | | | | | | | | | |
| INACTIVE: BENCH WARRANTS (LINES 10 - 90 + 180)..... | 260 | 81 | 68 | 7 | 217 | 67 | 6 | 0 | 446 |
| INACTIVE: NON-SERVICE (LINES 20 - 95 + 230)..... | 270 | 209 | 194 | 111 | 1781 | 513 | 266 | 74 | 3179 |
| ACTIVE PENDING (SUBTRACT LINE 250 FROM LINE 120)..... | 280 | 370 | 384 | 2946 | 3132 | 332 | 422 | 9 | 7645 |
| TOTAL CASES PENDING AT END OF YEAR(LINES 260+270+280)..... | 290 | 660 | 646 | 3064 | 5130 | 912 | 694 | 83 | 11270 |
| CIVIL CASES PENDING OVER 1 YEAR..... | 300 | 0 | 0 | 0 | 0 | 0 | 215 | 7 | 224 |

REPORT OF DISTRICT CASELOAD

REGION 2

DISTRICT #41B - Div. 1

CITY OF MT. CLEMENS

| ***** | | | | | | | | | |
|---|---------|---------|---------|-----------|-----------|---------|----------|---------|-------|
| * CRIMINAL * | | | | | * CIVIL * | | | * T * | |
| ***** | | | | | | | | | |
| * STATE OFFENSE * STATE * ORDINANCE * * * * * | | | | | | | | | |
| ***** | | | | | | | | | |
| L | * NON | * AND | * NON | * * * * * | * SMALL | * MARY | * SUM- | * A | * * * |
| N | * TRAF- | * TRAF- | * PARK- | * TRAF- | * TRAF- | * CIVIL | * CLAIMS | * PROC. | * S |
| E | * FIC | * FIC | * ING | * FIC | * FIC | * * * | * * * | * * * | * * * |
| ***** | | | | | | | | | |
| PENDING CASES AT THE BEGINNING OF THE YEAR..... | | | | | | | | | |
| INACTIVE BENCH WARRANTS..... | 10 | 114 | 90 | 0 | 141 | 155 | 0 | 0 | 500 |
| INACTIVE: NON-SERVICE..... | 20 | 374 | 89 | 8765 | 1013 | 209 | 392 | 7 | 10859 |
| TOTAL (ADD LINES 10 AND 20)..... | 30 | 488 | 179 | 8765 | 1154 | 364 | 392 | 7 | 11359 |
| ACTIVE PENDING..... | 40 | 769 | 634 | 480 | 419 | 83 | 12 | 4 | 2419 |
| NEW CASES FILED THIS YEAR..... | 50 | 4406 | 1493 | 32949 | 4314 | 669 | 682 | 158 | 45363 |
| SUBTOTAL ACTIVE..... | 60 | 5175 | 2127 | 33429 | 4733 | 752 | 694 | 162 | 47782 |
| RE-OPENED CASES..... | | | | | | | | | |
| REMANDS FROM HIGHER COURTS..... | 70 | 0 | 9 | 0 | 0 | 0 | 11 | 0 | 20 |
| PROBATION VIOLATIONS..... | 80 | 4 | 10 | 0 | 0 | 1 | 0 | 0 | 15 |
| MISTRIALS..... | 85 | 0 | 0 | 0 | 0 | 0 | 1 | 0 | 1 |
| APPEARANCE AFTER BENCH WARRANT ISSUED..... | 90 | 11 | 13 | 0 | 32 | 66 | 0 | 0 | 122 |
| SERVICE MADE/ARRAIGNMENT..... | 95 | 446 | 306 | 837 | 382 | 124 | 444 | 62 | 2817 |
| OTHER..... | 100 | 22 | 19 | 0 | 0 | 1 | 32 | 1 | 75 |
| SUBTOTAL (ADD LINES 70 THROUGH 100)..... | 110 | 483 | 357 | 837 | 414 | 192 | 488 | 63 | 3050 |
| TOTAL ACTIVE CASELOAD THIS YEAR (ADD LINES 60 AND 110)..... | 120 | 5658 | 2484 | 34266 | 5147 | 944 | 1182 | 225 | 50832 |
| JUDICIAL DISPOSITIONS..... | | | | | | | | | |
| GUILTY PLEAS..... | 130 | 554 | 465 | 687 | 563 | 320 | 0 | 0 | 2589 |
| TRIALS WITHOUT JURY..... | 140 | 111 | 55 | 27 | 235 | 58 | 22 | 50 | 710 |
| TRIALS BY JURY..... | 150 | 2 | 2 | 0 | 3 | 2 | 5 | 0 | 14 |
| DISMISSALS..... | 160 | 256 | 285 | 131 | 269 | 223 | 62 | 36 | 1427 |
| PELIMINARY EXAMS WAIVED..... | 170 | 0 | 54 | 0 | 0 | 0 | 0 | 0 | 54 |
| PELIMINARY EXAMS CONDUCTED..... | 175 | 0 | 37 | 0 | 0 | 0 | 0 | 0 | 37 |
| BENCH WARRANTS..... | 180 | 67 | 55 | 30 | 62 | 38 | 0 | 0 | 252 |
| NO PROGRESS..... | 185 | 0 | 0 | 0 | 0 | 0 | 107 | 12 | 135 |
| OTHER JUDICIAL DISPOSITIONS..... | 190 | 9 | 5 | 28 | 0 | 3 | 404 | 62 | 851 |
| SUBTOTAL (ADD LINES 130 THROUGH 190)..... | 200 | 999 | 958 | 903 | 1132 | 644 | 600 | 160 | 6069 |
| OTHER DISPOSITIONS..... | | | | | | | | | |
| MAGISTRATES..... | 210 | 0 | 0 | 0 | 0 | 0 | 0 | 0 | 0 |
| TRAFFIC BUREAU..... | 220 | 2591 | 368 | 25663 | 2918 | 74 | 0 | 0 | 31614 |
| NON-SERVICE..... | 230 | 460 | 341 | 871 | 327 | 130 | 561 | 64 | 2977 |
| SUBTOTAL (ADD LINES 210 THROUGH 230)..... | 240 | 3051 | 709 | 26534 | 3245 | 204 | 561 | 64 | 34591 |
| TOTAL DISPOSITIONS (ADD LINES 200 AND 240)..... | 250 | 4050 | 1667 | 27437 | 4377 | 848 | 1161 | 224 | 40660 |
| PENDING CASES AT THE END OF YEAR..... | | | | | | | | | |
| INACTIVE: BENCH WARRANTS (LINES 10 - 90 + 180)..... | 260 | 170 | 132 | 30 | 171 | 127 | 0 | 0 | 630 |
| INACTIVE: NON-SERVICE (LINES 20 - 95 + 230)..... | 270 | 388 | 124 | 8799 | 958 | 215 | 509 | 9 | 11019 |
| ACTIVE PENDING (SUBTRACT LINE 250 FROM LINE 120)..... | 280 | 1608 | 817 | 6829 | 770 | 96 | 21 | 1 | 10172 |
| TOTAL CASES PENDING AT END OF YEAR(LINES 260+270+280)..... | 290 | 2166 | 1073 | 15658 | 1899 | 438 | 530 | 10 | 21821 |
| CIVIL CASES PENDING OVER 1 YEAR..... | 300 | 0 | 0 | 0 | 0 | 0 | 24 | 0 | 24 |

REPORT OF DISTRICT CASELOAD

REGION 2

DISTRICT #41B - Div. 2

CLINTON TOWNSHIP

| ***** | | | | | | | | | |
|--|-----|------|-----|------|---------------|-----|------|-------|-------|
| * C R I M I N A L * | | | | | * C I V I L * | | | * T * | |
| ***** | | | | | | | | | |
| * STATE OFFENSE * STATE * ORDINANCE * * * * * | | | | | | | | | |
| L ***** ORD. ***** * * * * * | | | | | | | | | |
| I * * NON * AND * * NON * * SMALL * MARY * L * | | | | | | | | | |
| N * TRAF- * TRAF- * PARK- * TRAF- * TRAF- * CIVIL * CLAIMS * PROC. * S * | | | | | | | | | |
| E * FIC * FIC * ING * FIC * FIC * * * * * * * * * * | | | | | | | | | |
| ***** | | | | | | | | | |
| PENDING CASES AT THE BEGINNING OF THE YEAR..... | | | | | | | | | |
| INACTIVE BENCH WARRANTS..... | 10 | 39 | 53 | 0 | 89 | 50 | 3 | 0 | 234 |
| INACTIVE: NON-SERVICE..... | 20 | 52 | 100 | 939 | 489 | 150 | 49 | 29 | 1824 |
| TOTAL (ADD LINES 10 AND 20)..... | 30 | 91 | 153 | 939 | 578 | 210 | 52 | 29 | 2058 |
| ACTIVE PENDING..... | 40 | 199 | 168 | 157 | 596 | 266 | 304 | 43 | 1815 |
| NEW CASES FILED THIS YEAR..... | 50 | 1944 | 494 | 1384 | 2818 | 488 | 784 | 201 | 1553 |
| SUBTOTAL ACTIVE..... | 60 | 2143 | 662 | 1541 | 3414 | 754 | 1088 | 244 | 11481 |
| RE-OPENED CASES..... | | | | | | | | | |
| REMANDS FROM HIGHER COURTS..... | 70 | 0 | 1 | 0 | 0 | 0 | 23 | 0 | 24 |
| PROBATION VIOLATIONS..... | 80 | 2 | 6 | 0 | 1 | 1 | 0 | 0 | 10 |
| MISTRIALS..... | 85 | 0 | 0 | 0 | 0 | 0 | 0 | 0 | 0 |
| APPEARANCE AFTER BENCH WARRANT ISSUED..... | 90 | 40 | 38 | 0 | 33 | 44 | 2 | 0 | 157 |
| SERVICE MADE/ARRAIGNMENT..... | 95 | 100 | 183 | 790 | 403 | 80 | 490 | 87 | 2870 |
| OTHER..... | 100 | 0 | 52 | 0 | 0 | 0 | 20 | 0 | 72 |
| SUBTOTAL (ADD LINES 70 THROUGH 100)..... | 110 | 142 | 280 | 790 | 437 | 125 | 535 | 87 | 3133 |
| TOTAL ACTIVE CASELOAD THIS YEAR (ADD LINES 60 AND 110)..... | 120 | 2285 | 942 | 2331 | 3851 | 879 | 1623 | 331 | 14614 |
| JUDICIAL DISPOSITIONS..... | | | | | | | | | |
| GUILTY PLEAS..... | 130 | 400 | 189 | 38 | 793 | 268 | 0 | 0 | 1688 |
| TRIALS WITHOUT JURY..... | 140 | 166 | 3 | 5 | 266 | 15 | 37 | 29 | 566 |
| TRIALS BY JURY..... | 150 | 0 | 0 | 0 | 0 | 1 | 10 | 0 | 11 |
| DISMISSALS..... | 160 | 173 | 96 | 94 | 244 | 109 | 116 | 119 | 1571 |
| PELIMINARY EXAMS WAIVED..... | 170 | 64 | 67 | 0 | 0 | 0 | 0 | 0 | 131 |
| PELIMINARY EXAMS CONDUCTED..... | 175 | 1 | 29 | 0 | 0 | 0 | 0 | 0 | 30 |
| BENCH WARRANTS..... | 180 | 47 | 31 | 0 | 45 | 50 | 1 | 1 | 175 |
| NO PROGRESS..... | 185 | 0 | 0 | 0 | 0 | 0 | 19 | 0 | 19 |
| OTHER JUDICIAL DISPOSITIONS..... | 190 | 83 | 2 | 476 | 589 | 119 | 608 | 99 | 2863 |
| SUBTOTAL (ADD LINES 130 THROUGH 190)..... | 200 | 934 | 417 | 613 | 1937 | 562 | 791 | 248 | 7054 |
| OTHER DISPOSITIONS..... | | | | | | | | | |
| MAGISTRATES..... | 210 | 0 | 0 | 0 | 0 | 0 | 0 | 0 | 0 |
| TRAFFIC BUREAU..... | 220 | 836 | 43 | 869 | 1225 | 17 | 0 | 0 | 2990 |
| NON-SERVICE..... | 230 | 231 | 303 | 657 | 252 | 167 | 580 | 75 | 3046 |
| SUBTOTAL (ADD LINES 210 THROUGH 230)..... | 240 | 1067 | 346 | 1526 | 1477 | 184 | 580 | 75 | 6036 |
| TOTAL DISPOSITIONS (ADD LINES 200 AND 240)..... | 250 | 2001 | 763 | 2139 | 3414 | 746 | 1371 | 323 | 13090 |
| PENDING CASES AT THE END OF YEAR..... | | | | | | | | | |
| INACTIVE: BENCH WARRANTS (LINES 10 - 90 + 180)..... | 260 | 46 | 46 | 0 | 101 | 56 | 2 | 1 | 252 |
| INACTIVE: NON-SERVICE (LINES 20 - 95 + 230)..... | 270 | 183 | 220 | 806 | 338 | 247 | 139 | 17 | 2000 |
| ACTIVE PENDING (SUBTRACT LINE 250 FROM LINE 120)..... | 280 | 284 | 179 | 192 | 437 | 133 | 252 | 8 | 1524 |
| TOTAL CASES PENDING AT END OF YEAR(LINES 260+270+280)..... | 290 | 513 | 445 | 998 | 876 | 436 | 393 | 26 | 3776 |
| CIVIL CASES PENDING OVER 1 YEAR..... | 300 | 0 | 0 | 0 | 0 | 0 | 92 | 0 | 92 |

REPORT OF DISTRICT CASELOAD

REGION 2

DISTRICT #41B

COURT SUMMARY

| ***** | | | | | | | | | |
|--|-----|------|------|-------|---------------|------|------|-------|-------|
| * C R I M I N A L * | | | | | * C I V I L * | | | * T * | |
| ***** | | | | | | | | | |
| * STATE OFFENSE * STATE * ORDINANCE * * * * * | | | | | | | | | |
| L ***** ORD. ***** | | | | | | | | | |
| I * TRAF- * NON * AND * TRAF- * NON * CIVIL * SMALL * MARY * L * | | | | | | | | | |
| E * FIC * FIC * ING * FIC * FIC * * CLAIMS * PROC. * S * | | | | | | | | | |
| ***** | | | | | | | | | |
| PENDING CASES AT THE BEGINNING OF THE YEAR..... | | | | | | | | | |
| INACTIVE BENCH WARRANTS..... | 10 | 153 | 143 | 0 | 230 | 205 | 3 | 0 | 734 |
| INACTIVE: NON-SERVICE..... | 20 | 426 | 189 | 9704 | 1502 | 369 | 441 | 36 | 12683 |
| TOTAL (ADD LINES 10 AND 20)..... | 30 | 579 | 332 | 9704 | 1732 | 574 | 444 | 36 | 13417 |
| ACTIVE PENDING..... | 40 | 968 | 802 | 637 | 1015 | 349 | 316 | 47 | 4234 |
| NEW CASES FILED THIS YEAR..... | 50 | 6350 | 1987 | 34333 | 7132 | 1157 | 1466 | 359 | 55029 |
| SUBTOTAL ACTIVE..... | 60 | 7318 | 2789 | 34970 | 8147 | 1506 | 1782 | 406 | 59263 |
| RE-OPENED CASES..... | | | | | | | | | |
| REMANDS FROM HIGHER COURTS..... | 70 | 0 | 10 | 0 | 0 | 0 | 34 | 0 | 44 |
| PROBATION VIOLATIONS..... | 80 | 6 | 16 | 0 | 1 | 2 | 0 | 0 | 25 |
| MISTRIALS..... | 85 | 0 | 0 | 0 | 0 | 0 | 1 | 0 | 1 |
| APPEARANCE AFTER BENCH WARRANT ISSUED..... | 90 | 51 | 51 | 0 | 65 | 110 | 2 | 0 | 279 |
| SERVICE MADE/ARRAIGNMENT..... | 95 | 546 | 489 | 1627 | 785 | 204 | 934 | 149 | 5687 |
| OTHER..... | 100 | 22 | 71 | 0 | 0 | 1 | 52 | 1 | 147 |
| SUBTOTAL (ADD LINES 70 THROUGH 100)..... | 110 | 625 | 637 | 1627 | 851 | 317 | 1023 | 150 | 6183 |
| TOTAL ACTIVE CASELOAD THIS YEAR (ADD LINES 60 AND 110)..... | 120 | 7943 | 3426 | 36597 | 8998 | 1823 | 2805 | 556 | 65446 |
| JUDICIAL DISPOSITIONS..... | | | | | | | | | |
| GUILTY PLEAS..... | 130 | 954 | 654 | 725 | 1356 | 588 | 0 | 0 | 4277 |
| TRIALS WITHOUT JURY..... | 140 | 277 | 58 | 32 | 501 | 73 | 59 | 79 | 1276 |
| TRIALS BY JURY..... | 150 | 2 | 2 | 0 | 3 | 3 | 15 | 0 | 25 |
| DISMISSALS..... | 160 | 429 | 381 | 225 | 513 | 332 | 178 | 155 | 2998 |
| PELIMINARY EXAMS WAIVED..... | 170 | 64 | 121 | 0 | 0 | 0 | 0 | 0 | 185 |
| PELIMINARY EXAMS CONDUCTED..... | 175 | 1 | 66 | 0 | 0 | 0 | 0 | 0 | 67 |
| BENCH WARRANTS..... | 180 | 114 | 86 | 30 | 107 | 88 | 1 | 1 | 427 |
| NO PROGRESS..... | 185 | 0 | 0 | 0 | 0 | 0 | 126 | 12 | 154 |
| OTHER JUDICIAL DISPOSITIONS..... | 190 | 92 | 7 | 504 | 589 | 122 | 1012 | 161 | 3714 |
| SUBTOTAL (ADD LINES 130 THROUGH 190)..... | 200 | 1933 | 1375 | 1516 | 3069 | 1206 | 1391 | 408 | 13123 |
| OTHER DISPOSITIONS..... | | | | | | | | | |
| MAGISTRATES..... | 210 | 0 | 0 | 0 | 0 | 0 | 0 | 0 | 0 |
| TRAFFIC BUREAU..... | 220 | 3427 | 411 | 26532 | 4143 | 91 | 0 | 0 | 34604 |
| NON-SERVICE..... | 230 | 691 | 644 | 1528 | 579 | 297 | 1141 | 139 | 6023 |
| SUBTOTAL (ADD LINES 210 THROUGH 230)..... | 240 | 4118 | 1055 | 28060 | 4722 | 388 | 1141 | 139 | 40627 |
| TOTAL DISPOSITIONS (ADD LINES 200 AND 240)..... | 250 | 6051 | 2430 | 29576 | 7791 | 1574 | 2532 | 547 | 53750 |
| PENDING CASES AT THE END OF YEAR..... | | | | | | | | | |
| INACTIVE: BENCH WARRANTS (LINES 10 - 90 + 180)..... | 260 | 216 | 178 | 30 | 272 | 183 | 2 | 1 | 882 |
| INACTIVE: NON-SERVICE (LINES 20 - 95 + 230)..... | 270 | 571 | 344 | 9605 | 1296 | 462 | 148 | 26 | 13019 |
| ACTIVE PENDING (SUBTRACT LINE 250 FROM LINE 120)..... | 280 | 1892 | 996 | 7021 | 1207 | 229 | 73 | 9 | 11696 |
| TOTAL CASES PENDING AT END OF YEAR(LINES 260+270+280)..... | 290 | 2679 | 1518 | 16656 | 2775 | 874 | 23 | 36 | 25597 |
| CIVIL CASES PENDING OVER 1 YEAR..... | 300 | 0 | 0 | 0 | 0 | 0 | 116 | 0 | 116 |

REPORT OF DISTRICT CASELOAD

REGION 2

DISTRICT #42 - Div. 1

MACOMB COUNTY - ROMEO

| ***** | | | | | | | | | | |
|---|--------------------|---------|---------|---------|---------------|--------|----------|---------|----|-------|
| * C R I M I N A L * | | | | | * C I V I L * | | | | T | |
| * STATE OFFENSE * STATE * ORDINANCE * | | | | | | | | | O | |
| L | * ***** ORD. ***** | | | | | * SUM- | | | A | |
| I | * TRAF- | * TRAF- | * PARK- | * TRAF- | * TRAF- | CIVIL | * SMALL | * MARY | L | |
| E | * FIC | * FIC | * ING | * FIC | * FIC | | * CLAIMS | * PROC. | S | |
| ***** | | | | | | | | | | |
| PENDING CASES AT THE BEGINNING OF THE YEAR..... | | | | | | | | | | |
| INACTIVE BENCH WARRANTS..... | 10 | 127 | 159 | 0 | 33 | 16 | 0 | 1 | 0 | 336 |
| INACTIVE: NON-SERVICE..... | 20 | 554 | 212 | 0 | 180 | 305 | 22 | 6 | 0 | 1279 |
| TOTAL (ADD LINES 10 AND 20)..... | 30 | 681 | 371 | 0 | 213 | 321 | 22 | 7 | 0 | 1615 |
| ACTIVE PENDING..... | 40 | 570 | 355 | 0 | 312 | 194 | 103 | 2 | 3 | 1539 |
| NEW CASES FILED THIS YEAR..... | 50 | 4115 | 1052 | 0 | 1930 | 637 | 299 | 189 | 91 | 8313 |
| SUBTOTAL ACTIVE..... | 60 | 4685 | 1407 | 0 | 2242 | 831 | 402 | 191 | 94 | 9852 |
| RE-OPENED CASES..... | | | | | | | | | | |
| REMANDS FROM HIGHER COURTS..... | 70 | 6 | 2 | 0 | 0 | 0 | 1 | 0 | 0 | 9 |
| PROBATION VIOLATIONS..... | 80 | 74 | 53 | 0 | 8 | 13 | 0 | 0 | 0 | 148 |
| MISTRIALS..... | 85 | 0 | 0 | 0 | 0 | 0 | 0 | 0 | 0 | 0 |
| APPEARANCE AFTER BENCH WARRANT ISSUED..... | 90 | 98 | 53 | 0 | 19 | 10 | 0 | 1 | 0 | 181 |
| SERVICE MADE/ARRAIGNMENT..... | 95 | 324 | 263 | 0 | 175 | 63 | 134 | 95 | 0 | 1054 |
| OTHER..... | 100 | 0 | 0 | 0 | 0 | 0 | 4 | 0 | 0 | 4 |
| SUBTOTAL (ADD LINES 70 THROUGH 100)..... | 110 | 502 | 371 | 0 | 202 | 86 | 139 | 96 | 0 | 1396 |
| TOTAL ACTIVE CASELOAD THIS YEAR (ADD LINES 60 AND 110)..... | 120 | 5187 | 1778 | 0 | 2444 | 917 | 541 | 287 | 94 | 11248 |
| JUDICIAL DISPOSITIONS..... | | | | | | | | | | |
| GUILTY PLEAS..... | 130 | 767 | 394 | 0 | 195 | 53 | 0 | 0 | 0 | 1409 |
| TRIALS WITHOUT JURY..... | 140 | 38 | 5 | 0 | 35 | 4 | 17 | 21 | 59 | 179 |
| TRIALS BY JURY..... | 150 | 4 | 1 | 0 | 0 | 0 | 1 | 0 | 0 | 6 |
| DISMISSALS..... | 160 | 292 | 284 | 0 | 103 | 146 | 58 | 90 | 33 | 1006 |
| PELIMINARY EXAMS WAIVED..... | 170 | 4 | 26 | 0 | 0 | 0 | 0 | 0 | 0 | 30 |
| PELIMINARY EXAMS CONDUCTED..... | 175 | 1 | 13 | 0 | 0 | 0 | 0 | 0 | 0 | 14 |
| BENCH WARRANTS..... | 180 | 115 | 60 | 0 | 38 | 18 | 1 | 0 | 0 | 232 |
| NO PROGRESS..... | 185 | 0 | 0 | 0 | 0 | 0 | 0 | 0 | 0 | 0 |
| OTHER JUDICIAL DISPOSITIONS..... | 190 | 123 | 155 | 0 | 18 | 19 | 219 | 65 | 0 | 599 |
| SUBTOTAL (ADD LINES 130 THROUGH 190)..... | 200 | 1344 | 938 | 0 | 389 | 240 | 296 | 176 | 92 | 3475 |
| OTHER DISPOSITIONS..... | | | | | | | | | | |
| MAGISTRATES..... | 210 | 2946 | 415 | 0 | 1630 | 418 | 0 | 0 | 0 | 5409 |
| TRAFFIC BUREAU..... | 220 | 0 | 0 | 0 | 0 | 0 | 0 | 0 | 0 | 0 |
| NON-SERVICE..... | 230 | 337 | 244 | 0 | 199 | 150 | 136 | 104 | 0 | 1170 |
| SUBTOTAL (ADD LINES 210 THROUGH 230)..... | 240 | 3283 | 659 | 0 | 1829 | 568 | 136 | 104 | 0 | 6579 |
| TOTAL DISPOSITIONS (ADD LINES 200 AND 240)..... | 250 | 4627 | 1597 | 0 | 2218 | 808 | 432 | 280 | 92 | 10054 |
| PENDING CASES AT THE END OF YEAR..... | | | | | | | | | | |
| INACTIVE: BENCH WARRANTS (LINES 10 - 90 + 180)..... | 260 | 144 | 166 | 0 | 52 | 24 | 1 | 0 | 0 | 387 |
| INACTIVE: NON-SERVICE (LINES 20 - 95 + 230)..... | 270 | 567 | 193 | 0 | 204 | 392 | 24 | 15 | 0 | 1395 |
| ACTIVE PENDING (SUBTRACT LINE 250 FROM LINE 120)..... | 280 | 560 | 181 | 0 | 226 | 109 | 109 | 7 | 2 | 1194 |
| TOTAL CASES PENDING AT END OF YEAR(LINES 260+270+280)..... | 290 | 1271 | 540 | 0 | 482 | 525 | 134 | 22 | 2 | 2976 |
| CIVIL CASES PENDING OVER 1 YEAR..... | 300 | 0 | 0 | 0 | 0 | 0 | 8 | 0 | 0 | 8 |

REPORT OF DISTRICT CASELOAD

REGION 2

DISTRICT #42 - Div. 2

MACOMB COUNTY - NEW BALTIMORE

| ***** | | | | | | | | | |
|---|---------------------|---------|-------------|---------|---------|---------------|----------|---------|-------|
| | * C R I M I N A L * | | | | | * C I V I L * | | | T |
| | ***** | | | | | | | | |
| | * STATE OFFENSE | * STATE | * ORDINANCE | | | | | | |
| L | ***** | | | | | | | | |
| I | * NON | * AND | | * NON | | * SMALL | * MARY | | |
| N | * TRAF- | * TRAF- | * PARK- | * TRAF- | * TRAF- | * CIVIL | * CLAIMS | * PROC. | |
| E | * FIC | * FIC | * ING | * FIC | * FIC | | | | |
| ***** | | | | | | | | | |
| PENDING CASES AT THE BEGINNING OF THE YEAR..... | | | | | | | | | |
| INACTIVE BENCH WARRANTS..... | 10 | 206 | 79 | 3 | 6 | 0 | 0 | 0 | 294 |
| INACTIVE: NON-SERVICE..... | 20 | 478 | 77 | 0 | 107 | 7 | 54 | 14 | 760 |
| TOTAL (ADD LINES 10 AND 20)..... | 30 | 684 | 156 | 3 | 113 | 7 | 54 | 14 | 1054 |
| ACTIVE PENDING..... | 40 | 1088 | 151 | 99 | 292 | 25 | 93 | 3 | 1751 |
| NEW CASES FILED THIS YEAR..... | 50 | 7719 | 1376 | 535 | 3152 | 129 | 297 | 167 | 13621 |
| SUBTOTAL ACTIVE..... | 60 | 8807 | 1527 | 634 | 3444 | 154 | 390 | 170 | 15372 |
| RE-OPENED CASES..... | | | | | | | | | |
| REMANDS FROM HIGHER COURTS..... | 70 | 0 | 2 | 0 | 0 | 0 | 2 | 0 | 6 |
| PROBATION VIOLATIONS..... | 80 | 1 | 4 | 0 | 0 | 0 | 0 | 0 | 5 |
| MISTRIALS..... | 85 | 0 | 0 | 0 | 0 | 0 | 0 | 0 | 0 |
| APPEARANCE AFTER BENCH WARRANT ISSUED..... | 90 | 88 | 30 | 3 | 1 | 1 | 0 | 0 | 123 |
| SERVICE MADE/ARRAIGNMENT..... | 95 | 658 | 105 | 3 | 227 | 20 | 157 | 28 | 1246 |
| OTHER..... | 100 | 0 | 266 | 0 | 0 | 0 | 3 | 2 | 271 |
| SUBTOTAL (ADD LINES 70 THROUGH 100)..... | 110 | 747 | 407 | 6 | 228 | 21 | 162 | 30 | 1651 |
| TOTAL ACTIVE CASELOAD THIS YEAR (ADD LINES 60 AND 110)..... | 120 | 9554 | 1934 | 640 | 3672 | 175 | 552 | 200 | 17023 |
| JUDICIAL DISPOSITIONS..... | | | | | | | | | |
| GUILTY PLEAS..... | 130 | 1127 | 220 | 6 | 176 | 13 | 0 | 0 | 1542 |
| TRIALS WITHOUT JURY..... | 140 | 67 | 13 | 2 | 21 | 1 | 35 | 57 | 263 |
| TRIALS BY JURY..... | 150 | 1 | 2 | 0 | 0 | 0 | 5 | 0 | 10 |
| DISMISSALS..... | 160 | 427 | 223 | 17 | 129 | 48 | 24 | 8 | 887 |
| PELIMINARY EXAMS WAIVED..... | 170 | 2 | 33 | 0 | 0 | 0 | 0 | 0 | 35 |
| PELIMINARY EXAMS CONDUCTED..... | 175 | 1 | 15 | 0 | 0 | 0 | 0 | 0 | 16 |
| BENCH WARRANTS..... | 180 | 66 | 39 | 0 | 4 | 5 | 0 | 0 | 114 |
| NO PROGRESS..... | 185 | 0 | 0 | 0 | 0 | 0 | 30 | 1 | 32 |
| OTHER JUDICIAL DISPOSITIONS..... | 190 | 378 | 66 | 18 | 166 | 24 | 182 | 58 | 1058 |
| SUBTOTAL (ADD LINES 130 THROUGH 190)..... | 200 | 2069 | 611 | 43 | 496 | 91 | 276 | 124 | 3957 |
| OTHER DISPOSITIONS..... | | | | | | | | | |
| MAGISTRATES..... | 210 | 0 | 0 | 0 | 0 | 0 | 0 | 0 | 0 |
| TRAFFIC BUREAU..... | 220 | 5197 | 621 | 403 | 2652 | 15 | 0 | 0 | 8888 |
| NON-SERVICE..... | 230 | 730 | 333 | 42 | 252 | 19 | 203 | 53 | 1663 |
| SUBTOTAL (ADD LINES 210 THROUGH 230)..... | 240 | 5927 | 954 | 445 | 2904 | 34 | 203 | 53 | 10551 |
| TOTAL DISPOSITIONS (ADD LINES 200 AND 240)..... | 250 | 7996 | 1565 | 488 | 3400 | 125 | 479 | 177 | 14508 |
| PENDING CASES AT THE END OF YEAR..... | | | | | | | | | |
| INACTIVE: BENCH WARRANTS (LINES 10 - 90 + 180)..... | 260 | 184 | 88 | 0 | 9 | 4 | 0 | 0 | 285 |
| INACTIVE: NON-SERVICE (LINES 20 - 95 + 230)..... | 270 | 550 | 305 | 39 | 132 | 6 | 100 | 39 | 1177 |
| ACTIVE PENDING (SUBTRACT LINE 250 FROM LINE 120)..... | 280 | 1558 | 369 | 152 | 272 | 50 | 73 | 23 | 2515 |
| TOTAL CASES PENDING AT END OF YEAR(LINES 260+270+280)..... | 290 | 2292 | 762 | 191 | 413 | 60 | 173 | 62 | 3977 |
| CIVIL CASES PENDING OVER 1 YEAR..... | 300 | 0 | 0 | 0 | 0 | 0 | 25 | 3 | 28 |

REPORT OF DISTRICT CASELOAD

REGION 2

DISTRICT #42

COURT SUMMARY

| ***** | | | | | | | | | |
|---|---------------------|------------------|---------------|-----------|-----------|---------------|-----------|-----------|-------|
| | * C R I M I N A L * | | | | | * C I V I L * | | | * T * |
| | ***** | | | | | | | | |
| | * STATE OFFENSE * | * STATE * ORD. * | * ORDINANCE * | | | | * SUM- * | * MARY * | * A * |
| L | | | | | | | | | |
| I | * NON * | * AND * | * NON * | | | * CIVIL * | * SMALL * | * PROC. * | * L * |
| N | * TRAF- * | * TRAF- * | * PARK- * | * TRAF- * | * TRAF- * | | | | * S * |
| E | * FIC * | * FIC * | * ING * | * FIC * | * FIC * | | | | |
| ***** | | | | | | | | | |
| PENDING CASES AT THE BEGINNING OF THE YEAR..... | | | | | | | | | |
| INACTIVE BENCH WARRANTS..... | 10 | 333 | 238 | 3 | 39 | 16 | 0 | 1 | 0 |
| INACTIVE: NON-SERVICE..... | 20 | 1032 | 289 | 0 | 287 | 312 | 76 | 20 | 23 |
| TOTAL (ADD LINES 10 AND 20)..... | 30 | 1365 | 527 | 3 | 326 | 328 | 76 | 21 | 23 |
| ACTIVE PENDING..... | 40 | 1658 | 506 | 99 | 604 | 219 | 196 | 5 | 3 |
| NEW CASES FILED THIS YEAR..... | 50 | 11834 | 2428 | 535 | 5082 | 766 | 596 | 356 | 337 |
| SUBTOTAL ACTIVE..... | 60 | 13492 | 2934 | 634 | 5686 | 985 | 792 | 361 | 340 |
| RE-OPENED CASES..... | | | | | | | | | |
| REMANDS FROM HIGHER COURTS..... | 70 | 6 | 4 | 0 | 0 | 0 | 3 | 0 | 2 |
| PROBATION VIOLATIONS..... | 80 | 75 | 57 | 0 | 8 | 13 | 0 | 0 | 0 |
| MISTRIALS..... | 85 | 0 | 0 | 0 | 0 | 0 | 0 | 0 | 0 |
| APPEARANCE AFTER BENCH WARRANT ISSUED..... | 90 | 186 | 83 | 3 | 20 | 11 | 0 | 1 | 0 |
| SERVICE MADE/ARRAIGNMENT..... | 95 | 982 | 368 | 3 | 402 | 83 | 291 | 123 | 48 |
| OTHER..... | 100 | 0 | 266 | 0 | 0 | 0 | 7 | 2 | 0 |
| SUBTOTAL (ADD LINES 70 THROUGH 100)..... | 110 | 1249 | 778 | 6 | 430 | 107 | 301 | 126 | 50 |
| TOTAL ACTIVE CASELOAD THIS YEAR (ADD LINES 60 AND 110)..... | 120 | 14741 | 3712 | 640 | 6116 | 1092 | 1093 | 487 | 390 |
| JUDICIAL DISPOSITIONS..... | | | | | | | | | |
| GUILTY PLEAS..... | 130 | 1894 | 614 | 6 | 371 | 66 | 0 | 0 | 0 |
| TRIALS WITHOUT JURY..... | 140 | 105 | 18 | 2 | 56 | 5 | 52 | 78 | 126 |
| TRIALS BY JURY..... | 150 | 5 | 3 | 0 | 0 | 0 | 6 | 0 | 2 |
| DISMISSALS..... | 160 | 719 | 507 | 17 | 232 | 194 | 82 | 98 | 44 |
| PELIMINARY EXAMS WAIVED..... | 170 | 6 | 59 | 0 | 0 | 0 | 0 | 0 | 0 |
| PELIMINARY EXAMS CONDUCTED..... | 175 | 2 | 28 | 0 | 0 | 0 | 0 | 0 | 0 |
| BENCH WARRANTS..... | 180 | 181 | 99 | 0 | 42 | 23 | 1 | 0 | 0 |
| NO PROGRESS..... | 185 | 0 | 0 | 0 | 0 | 0 | 30 | 1 | 1 |
| OTHER JUDICIAL DISPOSITIONS..... | 190 | 501 | 221 | 18 | 184 | 43 | 401 | 123 | 166 |
| SUBTOTAL (ADD LINES 130 THROUGH 190)..... | 200 | 3413 | 1549 | 43 | 885 | 331 | 572 | 300 | 339 |
| OTHER DISPOSITIONS..... | | | | | | | | | |
| MAGISTRATES..... | 210 | 2946 | 415 | 0 | 1630 | 418 | 0 | 0 | 0 |
| TRAFFIC BUREAU..... | 220 | 5197 | 621 | 403 | 2652 | 15 | 0 | 0 | 0 |
| NON-SERVICE..... | 230 | 1067 | 577 | 42 | 451 | 169 | 339 | 157 | 31 |
| SUBTOTAL (ADD LINES 210 THROUGH 230)..... | 240 | 9210 | 1613 | 445 | 4733 | 602 | 339 | 157 | 31 |
| TOTAL DISPOSITIONS (ADD LINES 200 AND 240)..... | 250 | 12623 | 3162 | 488 | 5618 | 933 | 911 | 457 | 370 |
| PENDING CASES AT THE END OF YEAR..... | | | | | | | | | |
| INACTIVE: BENCH WARRANTS (LINES 10 - 90 + 180)..... | 260 | 328 | 254 | 0 | 61 | 28 | 1 | 0 | 0 |
| INACTIVE: NON-SERVICE (LINES 20 - 95 + 230)..... | 270 | 1117 | 498 | 39 | 336 | 398 | 124 | 54 | 6 |
| ACTIVE PENDING (SUBTRACT LINE 250 FROM LINE 120)..... | 280 | 2118 | 550 | 152 | 498 | 159 | 182 | 30 | 20 |
| TOTAL CASES PENDING AT END OF YEAR(LINES 260+270+280)..... | 290 | 3563 | 1302 | 191 | 895 | 585 | 307 | 84 | 26 |
| CIVIL CASES PENDING OVER 1 YEAR..... | 300 | 0 | 0 | 0 | 0 | 0 | 33 | 3 | 0 |

REPORT OF DISTRICT CASELOAD

REGION 2

DISTRICT #43 - Div. 1

CITY OF FERNDALE

| ***** | | | | | | | | | | |
|---|-------|-------|-------|-------|---------------|-------|--------|-------|-----|-------|
| * C R I M I N A L * | | | | | * C I V I L * | | | * T * | | |
| ***** | | | | | | | | | | |
| * STATE OFFENSE * STATE * ORDINANCE * * * * * | | | | | | | | | | |
| L | ORD. | NON | AND | NON | CIVIL | SMALL | SUM- | MARY | A | |
| I | ORD. | NON | AND | NON | CIVIL | SMALL | SUM- | MARY | A | |
| N | TRAF- | TRAF- | PARK- | TRAF- | TRAF- | CIVIL | CLAIMS | PROC. | S | |
| E | FIC | FIC | ING | FIC | FIC | | | | | |
| ***** | | | | | | | | | | |
| PENDING CASES AT THE BEGINNING OF THE YEAR..... | | | | | | | | | | |
| INACTIVE BENCH WARRANTS..... | 10 | 5 | 31 | 0 | 86 | 85 | 1 | 1 | 0 | 209 |
| INACTIVE: NON-SERVICE..... | 20 | 11 | 113 | 81 | 2354 | 152 | 121 | 11 | 10 | 2853 |
| TOTAL (ADD LINES 10 AND 20)..... | 30 | 16 | 144 | 81 | 2440 | 237 | 122 | 12 | 10 | 3062 |
| ACTIVE PENDING..... | 40 | 34 | 33 | 4985 | 599 | 8 | 64 | 9 | 41 | 5773 |
| NEW CASES FILED THIS YEAR..... | 50 | 523 | 837 | 7813 | 6876 | 324 | 468 | 184 | 402 | 17427 |
| SUBTOTAL ACTIVE..... | 60 | 557 | 870 | 12798 | 7475 | 332 | 532 | 193 | 443 | 23200 |
| RE-OPENED CASES..... | | | | | | | | | | |
| REMANDS FROM HIGHER COURTS..... | 70 | 4 | 16 | 0 | 0 | 0 | 0 | 0 | 0 | 20 |
| PROBATION VIOLATIONS..... | 80 | 4 | 17 | 0 | 10 | 34 | 0 | 0 | 0 | 65 |
| MISTRIALS..... | 85 | 1 | 0 | 0 | 0 | 0 | 0 | 0 | 0 | 1 |
| APPEARANCE AFTER BENCH WARRANT ISSUED..... | 90 | 6 | 25 | 0 | 102 | 102 | 3 | 0 | 0 | 238 |
| SERVICE MADE/ARRAIGNMENT..... | 95 | 138 | 167 | 2 | 1553 | 160 | 98 | 43 | 39 | 2200 |
| OTHER..... | 100 | 0 | 0 | 0 | 0 | 0 | 2 | 5 | 0 | 7 |
| SUBTOTAL (ADD LINES 70 THROUGH 100)..... | 110 | 153 | 225 | 2 | 1665 | 296 | 103 | 48 | 39 | 2531 |
| TOTAL ACTIVE CASELOAD THIS YEAR (ADD LINES 60 AND 110)..... | 120 | 710 | 1095 | 12800 | 9140 | 628 | 635 | 241 | 482 | 25731 |
| JUDICIAL DISPOSITIONS..... | | | | | | | | | | |
| GUILTY PLEAS..... | 130 | 141 | 116 | 31 | 892 | 137 | 0 | 0 | 0 | 1317 |
| TRIALS WITHOUT JURY..... | 140 | 7 | 10 | 18 | 178 | 40 | 18 | 47 | 14 | 332 |
| TRIALS BY JURY..... | 150 | 5 | 9 | 0 | 3 | 3 | 12 | 0 | 2 | 34 |
| DISMISSALS..... | 160 | 93 | 108 | 2485 | 441 | 92 | 22 | 6 | 35 | 3282 |
| PELIMINARY EXAMS WAIVED..... | 170 | 205 | 428 | 0 | 0 | 0 | 0 | 0 | 0 | 633 |
| PELIMINARY EXAMS CONDUCTED..... | 175 | 23 | 111 | 0 | 0 | 0 | 0 | 0 | 0 | 134 |
| BENCH WARRANTS..... | 180 | 8 | 25 | 3 | 30 | 45 | 4 | 0 | 0 | 115 |
| NO PROGRESS..... | 185 | 0 | 0 | 0 | 0 | 0 | 38 | 7 | 10 | 55 |
| OTHER JUDICIAL DISPOSITIONS..... | 190 | 38 | 6 | 3629 | 90 | 27 | 263 | 90 | 338 | 4481 |
| SUBTOTAL (ADD LINES 130 THROUGH 190)..... | 200 | 520 | 813 | 6166 | 1634 | 344 | 357 | 150 | 399 | 10383 |
| OTHER DISPOSITIONS..... | | | | | | | | | | |
| MAGISTRATES..... | 210 | 0 | 0 | 0 | 0 | 0 | 0 | 0 | 0 | 0 |
| TRAFFIC BUREAU..... | 220 | 17 | 0 | 5418 | 4808 | 54 | 0 | 0 | 0 | 10297 |
| NON-SERVICE..... | 230 | 171 | 237 | 24 | 2024 | 228 | 152 | 66 | 46 | 2948 |
| SUBTOTAL (ADD LINES 210 THROUGH 230)..... | 240 | 188 | 237 | 5442 | 6832 | 282 | 152 | 66 | 46 | 13245 |
| TOTAL DISPOSITIONS (ADD LINES 200 AND 240)..... | 250 | 708 | 1050 | 11608 | 8466 | 626 | 509 | 216 | 445 | 23628 |
| PENDING CASES AT THE END OF YEAR..... | | | | | | | | | | |
| INACTIVE: BENCH WARRANTS (LINES 10 - 90 + 180)..... | 260 | 7 | 31 | 3 | 14 | 28 | 2 | 1 | 0 | 86 |
| INACTIVE: NON-SERVICE (LINES 20 - 95 + 230)..... | 270 | 44 | 183 | 103 | 2825 | 220 | 175 | 34 | 17 | 3601 |
| ACTIVE PENDING (SUBTRACT LINE 250 FROM LINE 120)..... | 280 | 2 | 45 | 1192 | 674 | 2 | 126 | 25 | 37 | 2103 |
| TOTAL CASES PENDING AT END OF YEAR(LINES 260+270+280)..... | 290 | 53 | 259 | 1298 | 3513 | 250 | 303 | 60 | 54 | 5790 |
| CIVIL CASES PENDING OVER 1 YEAR..... | 300 | 0 | 0 | 0 | 0 | 0 | 0 | 0 | 0 | 0 |

REPORT OF DISTRICT CASELOAD

REGION 2

DISTRICT #43 - Div. 2

CITY OF HAZEL PARK

| ***** | | | | | | | | | |
|---|---|-------------------------------|-----------|-----------|------------------------|-----------|-----------|-------|-------|
| * C R I M I N A L * | | | | | * C I V I L * | | | * T * | |
| * STATE OFFENSE * STATE * ORDINANCE * | | | | | * * * * * | | | * O * | |
| L | * ORD. * * * * * | | | | * * * * * | | | * A * | |
| I | * NON | * AND | * NON | * * * * * | * CIVIL * SMALL * MARY | | | * L * | |
| N | * TRAF- * TRAF- * PARK- * TRAF- * TRAF- | * FIC * FIC * ING * FIC * FIC | * * * * * | * * * * * | * CLAIMS * PROC. | | | * S * | |
| E | * * * * * | * * * * * | * * * * * | * * * * * | * * * * * | * * * * * | * * * * * | * * * | |
| ***** | | | | | | | | | |
| PENDING CASES AT THE BEGINNING OF THE YEAR..... | | | | | | | | | |
| INACTIVE BENCH WARRANTS..... | 10 | 0 | 2 | 0 | 138 | 6 | 0 | 0 | 146 |
| INACTIVE: NON-SERVICE..... | 20 | 16 | 75 | 3321 | 818 | 10 | 84 | 1 | 4349 |
| TOTAL (ADD LINES 10 AND 20)..... | 30 | 16 | 77 | 3321 | 956 | 16 | 84 | 1 | 4495 |
| ACTIVE PENDING..... | 40 | 231 | 103 | 28 | 7 | 4 | 109 | 12 | 525 |
| NEW CASES FILED THIS YEAR..... | 50 | 2050 | 266 | 3656 | 5268 | 707 | 677 | 75 | 12983 |
| SUBTOTAL ACTIVE..... | 60 | 2281 | 369 | 3684 | 5275 | 711 | 786 | 87 | 13508 |
| RE-OPENED CASES..... | | | | | | | | | |
| REMANDS FROM HIGHER COURTS..... | 70 | 0 | 7 | 0 | 0 | 0 | 15 | 0 | 22 |
| PROBATION VIOLATIONS..... | 80 | 0 | 1 | 0 | 0 | 0 | 0 | 0 | 1 |
| MISTRIALS..... | 85 | 0 | 0 | 0 | 0 | 0 | 0 | 0 | 0 |
| APPEARANCE AFTER BENCH WARRANT ISSUED..... | 90 | 31 | 23 | 0 | 89 | 46 | 1 | 0 | 190 |
| SERVICE MADE/ARRAIGNMENT..... | 95 | 187 | 195 | 284 | 943 | 146 | 317 | 17 | 2171 |
| OTHER..... | 100 | 0 | 0 | 0 | 0 | 0 | 1 | 0 | 1 |
| SUBTOTAL (ADD LINES 70 THROUGH 100)..... | 110 | 218 | 226 | 284 | 1032 | 192 | 334 | 17 | 2385 |
| TOTAL ACTIVE CASELOAD THIS YEAR (ADD LINES 60 AND 110)..... | 120 | 2499 | 595 | 3968 | 6307 | 903 | 1120 | 104 | 15893 |
| JUDICIAL DISPOSITIONS..... | | | | | | | | | |
| GUILTY PLEAS..... | 130 | 455 | 90 | 122 | 707 | 268 | 0 | 0 | 1642 |
| TRIALS WITHOUT JURY..... | 140 | 92 | 17 | 11 | 330 | 117 | 51 | 34 | 693 |
| TRIALS BY JURY..... | 150 | 2 | 1 | 0 | 0 | 4 | 13 | 0 | 20 |
| DISMISSALS..... | 160 | 108 | 101 | 175 | 211 | 153 | 48 | 8 | 811 |
| PELIMINARY EXAMS WAIVED..... | 170 | 4 | 65 | 0 | 0 | 0 | 0 | 0 | 69 |
| PELIMINARY EXAMS CONDUCTED..... | 175 | 0 | 55 | 0 | 0 | 0 | 0 | 0 | 55 |
| BENCH WARRANTS..... | 180 | 55 | 46 | 0 | 161 | 45 | 1 | 0 | 308 |
| NO PROGRESS..... | 185 | 0 | 0 | 0 | 0 | 0 | 29 | 1 | 39 |
| OTHER JUDICIAL DISPOSITIONS..... | 190 | 181 | 55 | 1 | 299 | 51 | 458 | 45 | 1364 |
| SUBTOTAL (ADD LINES 130 THROUGH 190)..... | 200 | 897 | 430 | 309 | 1708 | 638 | 600 | 88 | 5001 |
| OTHER DISPOSITIONS..... | | | | | | | | | |
| MAGISTRATES..... | 210 | 0 | 0 | 0 | 0 | 0 | 0 | 0 | 0 |
| TRAFFIC BUREAU..... | 220 | 1014 | 26 | 2027 | 2875 | 110 | 0 | 0 | 6052 |
| NON-SERVICE..... | 230 | 421 | 125 | 880 | 441 | 155 | 262 | 16 | 2364 |
| SUBTOTAL (ADD LINES 210 THROUGH 230)..... | 240 | 1435 | 151 | 2907 | 3316 | 265 | 262 | 16 | 8416 |
| TOTAL DISPOSITIONS (ADD LINES 200 AND 240)..... | 250 | 2332 | 581 | 3216 | 5024 | 903 | 862 | 104 | 13417 |
| PENDING CASES AT THE END OF YEAR..... | | | | | | | | | |
| INACTIVE: BENCH WARRANTS (LINES 10 - 90 + 180)..... | 260 | 24 | 25 | 0 | 210 | 5 | 0 | 0 | 264 |
| INACTIVE: NON-SERVICE (LINES 20 - 95 + 230)..... | 270 | 250 | 5 | 3917 | 316 | 19 | 29 | 0 | 4542 |
| ACTIVE PENDING (SUBTRACT LINE 250 FROM LINE 120)..... | 280 | 167 | 14 | 752 | 1283 | 0 | 258 | 0 | 2476 |
| TOTAL CASES PENDING AT END OF YEAR (LINES 260+270+280)..... | 290 | 441 | 44 | 4669 | 1809 | 24 | 287 | 0 | 7282 |
| CIVIL CASES PENDING OVER 1 YEAR..... | 300 | 0 | 0 | 0 | 0 | 0 | 4 | 0 | 4 |

REPORT OF DISTRICT CASELOAD

REGION 2

DISTRICT #43 - Div. 3

CITY OF MADISON HEIGHTS

| ***** | | | | | | | | | | |
|---|---------|---------|-----------|-----------|---------------|----------|---------|-------|-------|-------|
| * C R I M I N A L * | | | | | * C I V I L * | | | * T * | | |
| ***** | | | | | | | | | | |
| * STATE OFFENSE * | | STATE | ORDINANCE | * * * * * | | | | | | |
| ***** | | | | | | | | | | |
| I | * NON | * AND | * TRAF- | * NON | * CIVIL | * SMALL | * MARY | * S | * T | |
| N | * TRAF- | * PARK- | * TRAF- | * TRAF- | * CIVIL | * CLAIMS | * PROC. | * S | * T | |
| E | * FIC | * FIC | * FIC | * FIC | * FIC | * FIC | * FIC | * FIC | * FIC | |
| ***** | | | | | | | | | | |
| PENDING CASES AT THE BEGINNING OF THE YEAR..... | | | | | | | | | | |
| INACTIVE BENCH WARRANTS..... | 10 | 1 | 28 | 2 | 155 | 87 | 3 | 1 | 0 | 277 |
| INACTIVE: NON-SERVICE..... | 20 | 8 | 48 | 1071 | 895 | 449 | 176 | 11 | 14 | 2672 |
| TOTAL (ADD LINES 10 AND 20)..... | 30 | 9 | 76 | 1073 | 1050 | 536 | 179 | 12 | 14 | 2949 |
| ACTIVE PENDING..... | 40 | 131 | 10 | 23 | 659 | 152 | 19 | 4 | 9 | 1007 |
| NEW CASES FILED THIS YEAR..... | 50 | 1169 | 281 | 1290 | 6195 | 831 | 454 | 114 | 301 | 10635 |
| SUBTOTAL ACTIVE..... | 60 | 1300 | 291 | 1313 | 6854 | 983 | 473 | 118 | 310 | 11642 |
| RE-OPENED CASES..... | | | | | | | | | | |
| REMANDS FROM HIGHER COURTS..... | 70 | 0 | 4 | 0 | 0 | 0 | 0 | 0 | 0 | 4 |
| PROBATION VIOLATIONS..... | 80 | 0 | 2 | 0 | 1 | 2 | 0 | 0 | 0 | 5 |
| MISTRIALS..... | 85 | 0 | 0 | 0 | 0 | 0 | 0 | 0 | 0 | 0 |
| APPEARANCE AFTER BENCH WARRANT ISSUED..... | 90 | 15 | 16 | 3 | 86 | 38 | 1 | 0 | 0 | 159 |
| SERVICE MADE/ARRAIGNMENT..... | 95 | 104 | 64 | 221 | 473 | 139 | 275 | 37 | 85 | 1398 |
| OTHER..... | 100 | 9 | 3 | 2 | 11 | 15 | 32 | 0 | 4 | 76 |
| SUBTOTAL (ADD LINES 70 THROUGH 100)..... | 110 | 128 | 89 | 226 | 571 | 194 | 308 | 37 | 89 | 1642 |
| TOTAL ACTIVE CASELOAD THIS YEAR (ADD LINES 60 AND 110)..... | 120 | 1428 | 380 | 1539 | 7425 | 1177 | 781 | 155 | 399 | 13284 |
| JUDICIAL DISPOSITIONS..... | | | | | | | | | | |
| GUILTY PLEAS..... | 130 | 194 | 14 | 49 | 529 | 286 | 0 | 0 | 0 | 1072 |
| TRIALS WITHOUT JURY..... | 140 | 129 | 40 | 41 | 798 | 353 | 165 | 57 | 168 | 1751 |
| TRIALS BY JURY..... | 150 | 10 | 1 | 0 | 38 | 29 | 7 | 0 | 0 | 85 |
| DISMISSALS..... | 160 | 212 | 3 | 144 | 503 | 90 | 95 | 12 | 55 | 1114 |
| PELIMINARY EXAMS WAIVED..... | 170 | 12 | 79 | 0 | 0 | 0 | 0 | 0 | 0 | 91 |
| PELIMINARY EXAMS CONDUCTED..... | 175 | 6 | 119 | 0 | 0 | 0 | 0 | 0 | 0 | 125 |
| BENCH WARRANTS..... | 180 | 28 | 12 | 4 | 118 | 45 | 0 | 0 | 0 | 207 |
| NO PROGRESS..... | 185 | 0 | 0 | 0 | 0 | 0 | 94 | 9 | 6 | 109 |
| OTHER JUDICIAL DISPOSITIONS..... | 190 | 2 | 2 | 0 | 0 | 1 | 114 | 35 | 63 | 217 |
| SUBTOTAL (ADD LINES 130 THROUGH 190)..... | 200 | 593 | 270 | 238 | 1986 | 804 | 475 | 113 | 292 | 4771 |
| OTHER DISPOSITIONS..... | | | | | | | | | | |
| MAGISTRATES..... | 210 | 0 | 0 | 0 | 0 | 0 | 0 | 0 | 0 | 0 |
| TRAFFIC BUREAU..... | 220 | 555 | 4 | 869 | 4363 | 78 | 0 | 0 | 0 | 5869 |
| NON-SERVICE..... | 230 | 191 | 98 | 188 | 451 | 170 | 284 | 34 | 89 | 1505 |
| SUBTOTAL (ADD LINES 210 THROUGH 230)..... | 240 | 746 | 102 | 1057 | 4814 | 248 | 284 | 34 | 89 | 7374 |
| TOTAL DISPOSITIONS (ADD LINES 200 AND 240)..... | 250 | 1339 | 372 | 1295 | 6800 | 1052 | 759 | 147 | 381 | 12145 |
| PENDING CASES AT THE END OF YEAR..... | | | | | | | | | | |
| INACTIVE: BENCH WARRANTS (LINES 10 - 90 + 180)..... | 260 | 14 | 24 | 3 | 187 | 94 | 2 | 1 | 0 | 325 |
| INACTIVE: NON-SERVICE (LINES 20 - 95 + 230)..... | 270 | 95 | 82 | 1038 | 873 | 480 | 185 | 8 | 18 | 2779 |
| ACTIVE PENDING (SUBTRACT LINE 250 FROM LINE 120)..... | 280 | 89 | 8 | 244 | 625 | 125 | 22 | 8 | 18 | 1139 |
| TOTAL CASES PENDING AT END OF YEAR (LINES 260+270+280)..... | 290 | 198 | 114 | 1285 | 1685 | 699 | 209 | 17 | 36 | 4243 |
| CIVIL CASES PENDING OVER 1 YEAR..... | 300 | 0 | 0 | 0 | 0 | 0 | 0 | 0 | 0 | 0 |

REPORT OF DISTRICT CASELOAD

REGION 2

DISTRICT #43

COURT SUMMARY

| ***** | | | | | | | | | |
|---|---------------|---------|---------|-----------------|---------|-------|----------------|---------|-------|
| * CRIMINAL * CIVIL * T * | | | | | | | | | |
| ***** | | | | | | | | | |
| * STATE OFFENSE * STATE * ORDINANCE * * * * * T * | | | | | | | | | |
| ***** | | | | | | | | | |
| L | * NON * AND * | | | * NON * * * * * | | | * SUM- | | A |
| I | * TRAF- | * TRAF- | * PARK- | * TRAF- | * TRAF- | CIVIL | * SMALL * MARY | * PROC. | L |
| N | * FIC | * FIC | * ING | * FIC | * FIC | * | * | * | S |
| E | ***** | | | | | | | | |
| PENDING CASES AT THE BEGINNING OF THE YEAR..... | | | | | | | | | |
| INACTIVE BENCH WARRANTS..... | 10 | 6 | 61 | 2 | 375 | 178 | 4 | 2 | 632 |
| INACTIVE: NON-SERVICE..... | 20 | 35 | 236 | 4473 | 4067 | 611 | 381 | 23 | 9874 |
| TOTAL (ADD LINES 10 AND 20)..... | 30 | 41 | 297 | 4475 | 4446 | 789 | 385 | 25 | 10506 |
| ACTIVE PENDING..... | 40 | 396 | 146 | 5036 | 1265 | 164 | 192 | 25 | 7305 |
| NEW CASES FILED THIS YEAR..... | 50 | 3742 | 1384 | 12759 | 18339 | 1862 | 1599 | 373 | 41045 |
| SUBTOTAL ACTIVE..... | 60 | 4138 | 1530 | 17795 | 19604 | 2026 | 1791 | 398 | 48350 |
| RE-OPENED CASES..... | | | | | | | | | |
| REMANDS FROM HIGHER COURTS..... | 70 | 4 | 27 | 0 | 0 | 0 | 15 | 0 | 46 |
| PROBATION VIOLATIONS..... | 80 | 4 | 20 | 0 | 11 | 36 | 0 | 0 | 71 |
| MISTRIALS..... | 85 | 1 | 0 | 0 | 0 | 0 | 0 | 0 | 1 |
| APPEARANCE AFTER BENCH WARRANT ISSUED..... | 90 | 52 | 64 | 3 | 277 | 186 | 5 | 0 | 587 |
| SERVICE MADE/ARRAIGNMENT..... | 95 | 429 | 426 | 507 | 2969 | 445 | 690 | 97 | 5769 |
| OTHER..... | 100 | 9 | 3 | 2 | 11 | 15 | 35 | 5 | 84 |
| SUBTOTAL (ADD LINES 70 THROUGH 100)..... | 110 | 499 | 540 | 512 | 3268 | 682 | 745 | 102 | 6558 |
| TOTAL ACTIVE CASELOAD THIS YEAR (ADD LINES 60 AND 110)..... | 120 | 4637 | 2070 | 18307 | 22872 | 2708 | 2536 | 500 | 54908 |
| JUDICIAL DISPOSITIONS..... | | | | | | | | | |
| GUILTY PLEAS..... | 130 | 790 | 220 | 202 | 2128 | 691 | 0 | 0 | 4031 |
| TRIALS WITHOUT JURY..... | 140 | 228 | 67 | 70 | 1306 | 510 | 234 | 138 | 2776 |
| TRIALS BY JURY..... | 150 | 17 | 11 | 0 | 41 | 36 | 32 | 0 | 139 |
| DISMISSALS..... | 160 | 413 | 212 | 2804 | 1155 | 335 | 165 | 26 | 5207 |
| PELIMINARY EXAMS WAIVED..... | 170 | 221 | 572 | 0 | 0 | 0 | 0 | 0 | 793 |
| PELIMINARY EXAMS CONDUCTED..... | 175 | 29 | 285 | 0 | 0 | 0 | 0 | 0 | 314 |
| BENCH WARRANTS..... | 180 | 91 | 83 | 7 | 309 | 135 | 5 | 0 | 630 |
| NO PROGRESS..... | 185 | 0 | 0 | 0 | 0 | 0 | 161 | 17 | 203 |
| OTHER JUDICIAL DISPOSITIONS..... | 190 | 221 | 63 | 3630 | 389 | 79 | 835 | 170 | 6062 |
| SUBTOTAL (ADD LINES 130 THROUGH 190)..... | 200 | 2010 | 1513 | 6713 | 5328 | 1786 | 1432 | 351 | 20155 |
| OTHER DISPOSITIONS..... | | | | | | | | | |
| MAGISTRATES..... | 210 | 0 | 0 | 0 | 0 | 0 | 0 | 0 | 0 |
| TRAFFIC BUREAU..... | 220 | 1586 | 30 | 8314 | 12046 | 242 | 0 | 0 | 22218 |
| NON-SERVICE..... | 230 | 783 | 460 | 1092 | 2916 | 553 | 698 | 116 | 6817 |
| SUBTOTAL (ADD LINES 210 THROUGH 230)..... | 240 | 2369 | 490 | 9406 | 14962 | 795 | 698 | 116 | 29035 |
| TOTAL DISPOSITIONS (ADD LINES 200 AND 240)..... | 250 | 4379 | 2003 | 16119 | 20290 | 2581 | 2130 | 467 | 49190 |
| PENDING CASES AT THE END OF YEAR..... | | | | | | | | | |
| INACTIVE: BENCH WARRANTS (LINES 10 - 90 + 180)..... | 260 | 45 | 80 | 6 | 411 | 127 | 4 | 2 | 675 |
| INACTIVE: NON-SERVICE (LINES 20 - 95 + 230)..... | 270 | 389 | 270 | 5058 | 4014 | 719 | 389 | 42 | 10922 |
| ACTIVE PENDING (SUBTRACT LINE 250 FROM LINE 120)..... | 280 | 258 | 67 | 2188 | 2582 | 127 | 406 | 33 | 5718 |
| TOTAL CASES PENDING AT END OF YEAR(LINES 260+270+280)..... | 290 | 692 | 417 | 7252 | 7007 | 973 | 799 | 77 | 17315 |
| CIVIL CASES PENDING OVER 1 YEAR..... | 300 | 0 | 0 | 0 | 0 | 0 | 4 | 0 | 4 |

REPORT OF DISTRICT CASELOAD

REGION 2

DISTRICT #44

CITY OF ROYAL OAK

| ***** | | | | | | | | | |
|---|-----------------|---------|-------------|---------|---------------|---------|----------|---------|-------|
| * C R I M I N A L * | | | | | * C I V I L * | | | * T * | |
| ***** | | | | | | | | | |
| | * STATE OFFENSE | * STATE | * ORDINANCE | | | | | | |
| L | * STATE OFFENSE | * STATE | * ORDINANCE | | | | | | |
| 1 | * NON | * AND | * NON | | | | | | |
| N | * TRAF- | * TRAF- | * PARK- | * TRAF- | * TRAF- | * CIVIL | * SMALL | * MARY | |
| E | * FIC | * FIC | * ING | * FIC | * FIC | | * CLAIMS | * PROC. | |
| ***** | | | | | | | | | |
| PENDING CASES AT THE BEGINNING OF THE YEAR..... | | | | | | | | | |
| INACTIVE BENCH WARRANTS..... | 10 | 1 | 13 | 4 | 157 | 94 | 0 | 0 | 269 |
| INACTIVE: NON-SERVICE..... | 20 | 7 | 60 | 17 | 656 | 628 | 230 | 27 | 1645 |
| TOTAL (ADD LINES 10 AND 20)..... | 30 | 8 | 73 | 21 | 813 | 722 | 230 | 27 | 1914 |
| ACTIVE PENDING..... | 40 | 72 | 50 | 60 | 2072 | 282 | 321 | 20 | 2894 |
| NEW CASES FILED THIS YEAR..... | 50 | 1760 | 1033 | 84 | 13249 | 3758 | 932 | 358 | 21452 |
| SUBTOTAL ACTIVE..... | 60 | 1832 | 1083 | 144 | 15321 | 4040 | 1253 | 378 | 24346 |
| RE-OPENED CASES..... | | | | | | | | | |
| REMANDS FROM HIGHER COURTS..... | 70 | 0 | 14 | 0 | 1 | 0 | 1 | 0 | 16 |
| PROBATION VIOLATIONS..... | 80 | 0 | 2 | 0 | 2 | 5 | 0 | 0 | 9 |
| MISTRIALS..... | 85 | 0 | 0 | 0 | 0 | 0 | 0 | 0 | 0 |
| APPEARANCE AFTER BENCH WARRANT ISSUED..... | 90 | 8 | 12 | 5 | 177 | 153 | 0 | 0 | 355 |
| SERVICE MADE/ARRAIGNMENT..... | 95 | 319 | 229 | 3 | 1910 | 939 | 702 | 146 | 4341 |
| OTHER..... | 100 | 0 | 0 | 0 | 0 | 0 | 27 | 0 | 27 |
| SUBTOTAL (ADD LINES 70 THROUGH 100)..... | 110 | 327 | 257 | 8 | 2090 | 1097 | 730 | 146 | 4748 |
| TOTAL ACTIVE CASELOAD THIS YEAR (ADD LINES 60 AND 110)..... | 120 | 2159 | 1340 | 152 | 17411 | 5137 | 1983 | 524 | 29094 |
| JUDICIAL DISPOSITIONS..... | | | | | | | | | |
| GUILTY PLEAS..... | 130 | 443 | 182 | 30 | 2701 | 1461 | 0 | 0 | 4817 |
| TRIALS WITHOUT JURY..... | 140 | 119 | 51 | 30 | 934 | 300 | 65 | 94 | 1633 |
| TRIALS BY JURY..... | 150 | 4 | 3 | 0 | 13 | 3 | 19 | 0 | 44 |
| DISMISSALS..... | 160 | 33 | 242 | 40 | 279 | 892 | 225 | 57 | 1813 |
| PELIMINARY EXAMS WAIVED..... | 170 | 0 | 92 | 0 | 0 | 0 | 0 | 0 | 92 |
| PELIMINARY EXAMS CONDUCTED..... | 175 | 0 | 144 | 0 | 0 | 0 | 0 | 0 | 144 |
| BENCH WARRANTS..... | 180 | 12 | 16 | 3 | 289 | 220 | 0 | 0 | 540 |
| NO PROGRESS..... | 185 | 0 | 0 | 0 | 0 | 0 | 41 | 7 | 52 |
| OTHER JUDICIAL DISPOSITIONS..... | 190 | 6 | 5 | 0 | 52 | 19 | 637 | 175 | 1078 |
| SUBTOTAL (ADD LINES 130 THROUGH 190)..... | 200 | 617 | 735 | 103 | 4268 | 2895 | 987 | 333 | 10213 |
| OTHER DISPOSITIONS..... | | | | | | | | | |
| MAGISTRATES..... | 210 | 0 | 0 | 0 | 0 | 0 | 0 | 0 | 0 |
| TRAFFIC BUREAU..... | 220 | 1126 | 219 | 11 | 9334 | 1132 | 0 | 0 | 11822 |
| NON-SERVICE..... | 230 | 405 | 385 | 1 | 2235 | 975 | 740 | 153 | 4988 |
| SUBTOTAL (ADD LINES 210 THROUGH 230)..... | 240 | 1531 | 604 | 12 | 11569 | 2107 | 740 | 153 | 16810 |
| TOTAL DISPOSITIONS (ADD LINES 200 AND 240)..... | 250 | 2148 | 1339 | 115 | 15837 | 5002 | 1727 | 486 | 27023 |
| PENDING CASES AT THE END OF YEAR..... | | | | | | | | | |
| INACTIVE: BENCH WARRANTS (LINES 10 - 90 + 180)..... | 260 | 5 | 17 | 2 | 269 | 161 | 0 | 0 | 454 |
| INACTIVE: NON-SERVICE (LINES 20 - 95 + 230)..... | 270 | 93 | 216 | 15 | 981 | 664 | 268 | 34 | 2292 |
| ACTIVE PENDING (SUBTRACT LINE 250 FROM LINE 120)..... | 280 | 11 | 1 | 37 | 1574 | 135 | 256 | 38 | 2071 |
| TOTAL CASES PENDING AT END OF YEAR (LINES 260+270+280)..... | 290 | 109 | 234 | 54 | 2824 | 960 | 524 | 72 | 4817 |
| CIVIL CASES PENDING OVER 1 YEAR..... | 300 | 0 | 0 | 0 | 0 | 0 | 46 | 0 | 46 |

REPORT OF DISTRICT CASELOAD

REGION 2

DISTRICT #45A

CITY OF BERKLEY

| ***** | | | | | | | | | |
|---|--------------------|---------|---------|---------|---------------|----------|---------|--------|-------|
| * C R I M I N A L * | | | | | * C I V I L * | | | | * T * |
| * STATE OFFENSE * STATE * ORDINANCE * | | | | | * * * * * | | | | * O * |
| L | * ***** ORD. ***** | | | | | | | * SUM- | * A * |
| I | * NON | * AND | * NON | * | * CIVIL | * SMALL | * MARY | * L | * S * |
| N | * TRAF- | * TRAF- | * PARK- | * TRAF- | * TRAF- | * CLAIMS | * PROC. | * S | * * * |
| E | * FIC | * FIC | * ING | * FIC | * FIC | | | | |
| ***** | | | | | | | | | |
| PENDING CASES AT THE BEGINNING OF THE YEAR..... | | | | | | | | | |
| INACTIVE BENCH WARRANTS..... | 10 | 0 | 1 | 10 | 32 | 4 | 0 | 0 | 47 |
| INACTIVE: NON-SERVICE..... | 20 | 0 | 1 | 17 | 34 | 5 | 60 | 4 | 122 |
| TOTAL (ADD LINES 10 AND 20)..... | 30 | 0 | 2 | 27 | 66 | 9 | 60 | 4 | 169 |
| ACTIVE PENDING..... | 40 | 0 | 1 | 1031 | 140 | 45 | 60 | 4 | 1283 |
| NEW CASES FILED THIS YEAR..... | 50 | 4 | 45 | 3233 | 1185 | 269 | 391 | 63 | 5207 |
| SUBTOTAL ACTIVE..... | 60 | 4 | 46 | 4264 | 1325 | 314 | 451 | 67 | 6490 |
| RE-OPENED CASES..... | | | | | | | | | |
| REMANDS FROM HIGHER COURTS..... | 70 | 0 | 1 | 0 | 0 | 1 | 14 | 0 | 16 |
| PROBATION VIOLATIONS..... | 80 | 0 | 9 | 0 | 3 | 1 | 0 | 0 | 13 |
| MISTRIALS..... | 85 | 0 | 0 | 0 | 0 | 0 | 0 | 0 | 0 |
| APPEARANCE AFTER BENCH WARRANT ISSUED..... | 90 | 1 | 0 | 5 | 14 | 9 | 0 | 0 | 29 |
| SERVICE MADE/ARRAIGNMENT..... | 95 | 0 | 9 | 2 | 50 | 5 | 160 | 7 | 237 |
| OTHER..... | 100 | 0 | 0 | 1 | 6 | 3 | 6 | 4 | 20 |
| SUBTOTAL (ADD LINES 70 THROUGH 100)..... | 110 | 1 | 19 | 8 | 73 | 19 | 180 | 11 | 315 |
| TOTAL ACTIVE CASELOAD THIS YEAR (ADD LINES 60 AND 110)..... | 120 | 5 | 65 | 4272 | 1398 | 333 | 631 | 78 | 6805 |
| JUDICIAL DISPOSITIONS..... | | | | | | | | | |
| GUILTY PLEAS..... | 130 | 0 | 3 | 8 | 162 | 82 | 0 | 0 | 255 |
| TRIALS WITHOUT JURY..... | 140 | 0 | 3 | 4 | 98 | 45 | 42 | 31 | 233 |
| TRIALS BY JURY..... | 150 | 0 | 1 | 0 | 2 | 2 | 0 | 0 | 7 |
| DISMISSALS..... | 160 | 0 | 2 | 588 | 97 | 99 | 48 | 4 | 841 |
| PELIMINARY EXAMS WAIVED..... | 170 | 0 | 8 | 0 | 0 | 0 | 0 | 0 | 8 |
| PELIMINARY EXAMS CONDUCTED..... | 175 | 0 | 15 | 0 | 0 | 0 | 0 | 0 | 15 |
| BENCH WARRANTS..... | 180 | 2 | 2 | 3 | 25 | 17 | 0 | 1 | 50 |
| NO PROGRESS..... | 185 | 0 | 0 | 0 | 0 | 0 | 44 | 1 | 45 |
| OTHER JUDICIAL DISPOSITIONS..... | 190 | 0 | 7 | 5 | 16 | 13 | 205 | 24 | 275 |
| SUBTOTAL (ADD LINES 130 THROUGH 190)..... | 200 | 2 | 41 | 608 | 400 | 258 | 341 | 61 | 1729 |
| OTHER DISPOSITIONS..... | | | | | | | | | |
| MAGISTRATES..... | 210 | 0 | 0 | 0 | 0 | 0 | 0 | 0 | 0 |
| TRAFFIC BUREAU..... | 220 | 0 | 0 | 2814 | 874 | 58 | 0 | 0 | 3746 |
| NON-SERVICE..... | 230 | 2 | 13 | 0 | 34 | 3 | 232 | 13 | 302 |
| SUBTOTAL (ADD LINES 210 THROUGH 230)..... | 240 | 2 | 13 | 2814 | 908 | 61 | 232 | 13 | 4048 |
| TOTAL DISPOSITIONS (ADD LINES 200 AND 240)..... | 250 | 4 | 54 | 3422 | 1308 | 319 | 573 | 74 | 5777 |
| PENDING CASES AT THE END OF YEAR..... | | | | | | | | | |
| INACTIVE: BENCH WARRANTS (LINES 10 - 90 + 180)..... | 260 | 1 | 3 | 8 | 43 | 12 | 0 | 1 | 68 |
| INACTIVE: NON-SERVICE (LINES 20 - 95 + 230)..... | 270 | 2 | 5 | 15 | 18 | 3 | 132 | 10 | 187 |
| ACTIVE PENDING (SUBTRACT LINE 250 FROM LINE 120)..... | 280 | 1 | 11 | 850 | 90 | 14 | 58 | 4 | 1028 |
| TOTAL CASES PENDING AT END OF YEAR(LINES 260+270+280)..... | 290 | 4 | 19 | 873 | 151 | 29 | 190 | 15 | 1283 |
| CIVIL CASES PENDING OVER 1 YEAR..... | 300 | 0 | 0 | 0 | 0 | 0 | 0 | 0 | 0 |

REPORT OF DISTRICT CASELOAD

REGION 2

DISTRICT #45B

CITY OF OAK PARK

| ***** | | | | | | | | | | |
|--|-----|----|-----|------|-------|------|------|-----|-----|-------|
| * CRIMINAL * CIVIL * T * | | | | | | | | | | |
| ***** | | | | | | | | | | |
| * STATE OFFENSE * STATE * ORDINANCE * * * * * | | | | | | | | | | |
| L ***** ORD. ***** | | | | | | | | | | |
| I * * NON * AND * * NON * * SMALL * MARY * L * | | | | | | | | | | |
| N * TRAF- * TRAF- * PARK- * TRAF- * TRAF- * CIVIL * CLAIMS * PROC. * S * | | | | | | | | | | |
| E * FIC * FIC * ING * FIC * FIC * * * * * * * * * * | | | | | | | | | | |
| ***** | | | | | | | | | | |
| PENDING CASES AT THE BEGINNING OF THE YEAR..... | | | | | | | | | | |
| INACTIVE BENCH WARRANTS..... | 10 | 25 | 168 | 0 | 779 | 151 | 0 | 0 | 0 | 1123 |
| INACTIVE: NON-SERVICE..... | 20 | 10 | 71 | 0 | 982 | 0 | 55 | 0 | 0 | 1118 |
| TOTAL (ADD LINES 10 AND 20)..... | 30 | 35 | 239 | 0 | 1761 | 151 | 55 | 0 | 0 | 2241 |
| ACTIVE PENDING..... | 40 | 71 | 17 | 3217 | 1396 | 305 | 238 | 9 | 20 | 5273 |
| NEW CASES FILED THIS YEAR..... | 50 | 0 | 467 | 5104 | 8211 | 1101 | 796 | 160 | 533 | 16372 |
| SUBTOTAL ACTIVE..... | 60 | 71 | 484 | 8321 | 9607 | 1406 | 1034 | 169 | 553 | 21645 |
| RE-OPENED CASES..... | | | | | | | | | | |
| REMANDS FROM HIGHER COURTS..... | 70 | 0 | 13 | 0 | 0 | 0 | 12 | 0 | 0 | 25 |
| PROBATION VIOLATIONS..... | 80 | 0 | 0 | 0 | 2 | 4 | 0 | 0 | 0 | 6 |
| MISTRIALS..... | 85 | 0 | 1 | 0 | 0 | 0 | 0 | 0 | 0 | 1 |
| APPEARANCE AFTER BENCH WARRANT ISSUED..... | 90 | 0 | 36 | 0 | 155 | 28 | 0 | 0 | 0 | 219 |
| SERVICE MADE/ARRAIGNMENT..... | 95 | 0 | 57 | 0 | 747 | 0 | 162 | 60 | 99 | 1125 |
| OTHER..... | 100 | 0 | 0 | 0 | 110 | 30 | 16 | 0 | 1 | 157 |
| SUBTOTAL (ADD LINES 70 THROUGH 100)..... | 110 | 0 | 107 | 0 | 1014 | 62 | 190 | 60 | 100 | 1533 |
| TOTAL ACTIVE CASELOAD THIS YEAR (ADD LINES 60 AND 110)..... | 120 | 71 | 591 | 8321 | 10621 | 1468 | 1224 | 229 | 653 | 23178 |
| JUDICIAL DISPOSITIONS..... | | | | | | | | | | |
| GUILTY PLEAS..... | 130 | 20 | 127 | 108 | 1339 | 232 | 0 | 0 | 0 | 1826 |
| TRIALS WITHOUT JURY..... | 140 | 0 | 4 | 1 | 45 | 8 | 20 | 25 | 28 | 131 |
| TRIALS BY JURY..... | 150 | 0 | 1 | 0 | 2 | 0 | 8 | 0 | 0 | 11 |
| DISMISSALS..... | 160 | 13 | 116 | 2147 | 1083 | 334 | 153 | 39 | 223 | 4108 |
| PELIMINARY EXAMS WAIVED..... | 170 | 0 | 75 | 0 | 0 | 0 | 0 | 0 | 0 | 75 |
| PELIMINARY EXAMS CONDUCTED..... | 175 | 0 | 104 | 0 | 0 | 0 | 0 | 0 | 0 | 104 |
| BENCH WARRANTS..... | 180 | 2 | 88 | 0 | 166 | 18 | 0 | 0 | 0 | 274 |
| NO PROGRESS..... | 185 | 0 | 0 | 0 | 0 | 0 | 38 | 2 | 0 | 40 |
| OTHER JUDICIAL DISPOSITIONS..... | 190 | 0 | 0 | 5 | 529 | 192 | 464 | 66 | 230 | 1486 |
| SUBTOTAL (ADD LINES 130 THROUGH 190)..... | 200 | 35 | 515 | 2261 | 3164 | 784 | 683 | 132 | 481 | 8055 |
| OTHER DISPOSITIONS..... | | | | | | | | | | |
| MAGISTRATES..... | 210 | 0 | 0 | 0 | 37 | 5 | 0 | 0 | 0 | 42 |
| TRAFFIC BUREAU..... | 220 | 0 | 2 | 3089 | 4773 | 384 | 0 | 0 | 0 | 8248 |
| NON-SERVICE..... | 230 | 3 | 4 | 0 | 739 | 0 | 298 | 83 | 106 | 1233 |
| SUBTOTAL (ADD LINES 210 THROUGH 230)..... | 240 | 3 | 6 | 3089 | 5549 | 389 | 298 | 83 | 106 | 9523 |
| TOTAL DISPOSITIONS (ADD LINES 200 AND 240)..... | 250 | 38 | 521 | 5350 | 8713 | 1173 | 981 | 215 | 587 | 17578 |
| PENDING CASES AT THE END OF YEAR..... | | | | | | | | | | |
| INACTIVE: BENCH WARRANTS (LINES 10 - 90 + 180)..... | 260 | 27 | 220 | 0 | 790 | 141 | 0 | 0 | 0 | 1178 |
| INACTIVE: NON-SERVICE (LINES 20 - 95 + 230)..... | 270 | 13 | 18 | 0 | 974 | 0 | 191 | 23 | 7 | 1226 |
| ACTIVE PENDING (SUBTRACT LINE 250 FROM LINE 120)..... | 280 | 33 | 70 | 2971 | 1908 | 295 | 243 | 14 | 66 | 5600 |
| TOTAL CASES PENDING AT END OF YEAR(LINES 260+270+280)..... | 290 | 73 | 308 | 2971 | 3672 | 436 | 434 | 37 | 73 | 8004 |
| CIVIL CASES PENDING OVER 1 YEAR..... | 300 | 0 | 0 | 0 | 0 | 0 | 92 | 0 | 1 | 93 |

REPORT OF DISTRICT CASELOAD

REGION 2

DISTRICT #46

SOUTHFIELD

| ***** | | | | | | | | | | |
|---|--|-------|-------|---|--------|-------|-------|-----|-----|--------|
| * C R I M I N A L * C I V I L * T * | | | | | | | | | | |
| ***** | | | | | | | | | | |
| * STATE OFFENSE * STATE * ORDINANCE * * * * * T * | | | | | | | | | | |
| ***** | | | | | | | | | | |
| L | * STATE OFFENSE * STATE * ORDINANCE * * * * * T * | | | | | | | | | |
| I | * * NON * AND * * NON * * SMALL * MARY * * L * | | | | | | | | | |
| N | * TRAF- * TRAF- * PARK- * TRAF- * TRAF- * CIVIL * CLAIMS * PROC. * * S * | | | | | | | | | |
| E | * FIC * FIC * ING * FIC * FIC * * * * * * * * | | | | | | | | | |
| ***** | | | | | | | | | | |
| PENDING CASES AT THE BEGINNING OF THE YEAR..... | | | | | | | | | | |
| INACTIVE BENCH WARRANTS..... | 10 | 0 | 0 | 0 | 0 | 0 | 0 | 0 | 0 | 0 |
| INACTIVE: NON-SERVICE..... | 20 | 0 | 0 | 0 | 0 | 0 | 0 | 0 | 0 | 0 |
| TOTAL (ADD LINES 10 AND 20)..... | 30 | 0 | 0 | 0 | 0 | 0 | 0 | 0 | 0 | 0 |
| ACTIVE PENDING..... | 40 | 0 | 0 | 0 | 0 | 0 | 0 | 0 | 0 | 0 |
| NEW CASES FILED THIS YEAR..... | 50 | 4,918 | 1,663 | 0 | 18,572 | 2,757 | 2,422 | 477 | 717 | 31,526 |
| SUBTOTAL ACTIVE..... | 60 | 0 | 0 | 0 | 0 | 0 | 0 | 0 | 0 | 0 |
| RE-OPENED CASES..... | | | | | | | | | | |
| REMANDS FROM HIGHER COURTS..... | 70 | 0 | 0 | 0 | 0 | 0 | 0 | 0 | 0 | 0 |
| PROBATION VIOLATIONS..... | 80 | 0 | 0 | 0 | 0 | 0 | 0 | 0 | 0 | 0 |
| MISTRIALS..... | 85 | 0 | 0 | 0 | 0 | 0 | 0 | 0 | 0 | 0 |
| APPEARANCE AFTER BENCH WARRANT ISSUED..... | 90 | 0 | 0 | 0 | 0 | 0 | 0 | 0 | 0 | 0 |
| SERVICE MADE/ARRAIGNMENT..... | 95 | 0 | 0 | 0 | 0 | 0 | 0 | 0 | 0 | 0 |
| OTHER..... | 100 | 0 | 0 | 0 | 0 | 0 | 0 | 0 | 0 | 0 |
| SUBTOTAL (ADD LINES 70 THROUGH 100)..... | 110 | 0 | 0 | 0 | 0 | 0 | 0 | 0 | 0 | 0 |
| TOTAL ACTIVE CASELOAD THIS YEAR (ADD LINES 60 AND 110)..... | 120 | 0 | 0 | 0 | 0 | 0 | 0 | 0 | 0 | 0 |
| JUDICIAL DISPOSITIONS..... | | | | | | | | | | |
| GUILTY PLEAS..... | 130 | 0 | 0 | 0 | 0 | 0 | 0 | 0 | 0 | 0 |
| TRIALS WITHOUT JURY..... | 140 | 0 | 0 | 0 | 0 | 0 | 0 | 0 | 0 | 0 |
| TRIALS BY JURY..... | 150 | 0 | 0 | 0 | 0 | 0 | 0 | 0 | 0 | 0 |
| DISMISSALS..... | 160 | 0 | 0 | 0 | 0 | 0 | 0 | 0 | 0 | 0 |
| PELIMINARY EXAMS WAIVED..... | 170 | 0 | 0 | 0 | 0 | 0 | 0 | 0 | 0 | 0 |
| PELIMINARY EXAMS CONDUCTED..... | 175 | 0 | 0 | 0 | 0 | 0 | 0 | 0 | 0 | 0 |
| BENCH WARRANTS..... | 180 | 0 | 0 | 0 | 0 | 0 | 0 | 0 | 0 | 0 |
| NO PROGRESS..... | 185 | 0 | 0 | 0 | 0 | 0 | 0 | 0 | 0 | 0 |
| OTHER JUDICIAL DISPOSITIONS..... | 190 | 0 | 0 | 0 | 0 | 0 | 0 | 0 | 0 | 0 |
| SUBTOTAL (ADD LINES 130 THROUGH 190)..... | 200 | 0 | 0 | 0 | 0 | 0 | 0 | 0 | 0 | 0 |
| OTHER DISPOSITIONS..... | | | | | | | | | | |
| MAGISTRATES..... | 210 | 0 | 0 | 0 | 0 | 0 | 0 | 0 | 0 | 0 |
| TRAFFIC BUREAU..... | 220 | 0 | 0 | 0 | 0 | 0 | 0 | 0 | 0 | 0 |
| NON-SERVICE..... | 230 | 0 | 0 | 0 | 0 | 0 | 0 | 0 | 0 | 0 |
| SUBTOTAL (ADD LINES 210 THROUGH 230)..... | 240 | 0 | 0 | 0 | 0 | 0 | 0 | 0 | 0 | 0 |
| TOTAL DISPOSITIONS (ADD LINES 200 AND 240)..... | 250 | 4,903 | 1,314 | 0 | 18,065 | 1,798 | 2,352 | 506 | 704 | 29,645 |
| PENDING CASES AT THE END OF YEAR..... | | | | | | | | | | |
| INACTIVE: BENCH WARRANTS (LINES 10 - 90 + 180)..... | 260 | 0 | 0 | 0 | 0 | 0 | 0 | 0 | 0 | 0 |
| INACTIVE: NON-SERVICE (LINES 20 - 95 + 230)..... | 270 | 0 | 0 | 0 | 0 | 0 | 0 | 0 | 0 | 0 |
| ACTIVE PENDING (SUBTRACT LINE 250 FROM LINE 120)..... | 280 | 0 | 0 | 0 | 0 | 0 | 0 | 0 | 0 | 0 |
| TOTAL CASES PENDING AT END OF YEAR(LINES 260+270+280)..... | 290 | 0 | 0 | 0 | 0 | 0 | 0 | 0 | 0 | 0 |
| CIVIL CASES PENDING OVER 1 YEAR..... | 300 | 0 | 0 | 0 | 0 | 0 | 0 | 0 | 0 | 0 |

REPORT OF DISTRICT CASELOAD

REGION 2

DISTRICT #47 - Div. 1

CITY OF FARMINGTON HILLS

| ***** | | | | | | | | | |
|---|---------|-------------|---------|---------|---------------|--------|--------|---------|-------|
| * C R I M I N A L * | | | | | * C I V I L * | | | | T |
| ***** | | | | | | | | | |
| * STATE OFFENSE | * STATE | * ORDINANCE | | | | * SUM- | * MARY | * PROC. | * S |
| L | ORD. | ***** | | | CIVIL | CLAIMS | | | |
| I | * NON | * AND | * NON | | | | | | |
| N | * TRAF- | * TRAF- | * PARK- | * TRAF- | * TRAF- | CIVIL | CLAIMS | PROC. | S |
| E | * FIC | * FIC | * ING | * FIC | * FIC | | | | |
| ***** | | | | | | | | | |
| PENDING CASES AT THE BEGINNING OF THE YEAR..... | | | | | | | | | |
| INACTIVE BENCH WARRANTS..... | 10 | 26 | 37 | 3 | 98 | 64 | 1 | 0 | 229 |
| INACTIVE: NON-SERVICE..... | 20 | 45 | 89 | 12 | 230 | 50 | 116 | 23 | 601 |
| TOTAL (ADD LINES 10 AND 20)..... | 30 | 71 | 126 | 15 | 328 | 114 | 117 | 23 | 830 |
| ACTIVE PENDING..... | 40 | 197 | 19 | 961 | 619 | 193 | 242 | 37 | 2271 |
| NEW CASES FILED THIS YEAR..... | 50 | 6450 | 325 | 1561 | 5421 | 524 | 693 | 330 | 15568 |
| SUBTOTAL ACTIVE..... | 60 | 6647 | 344 | 2522 | 6040 | 717 | 935 | 367 | 17839 |
| RE-OPENED CASES..... | | | | | | | | | |
| REMANDS FROM HIGHER COURTS..... | 70 | 0 | 3 | 0 | 0 | 0 | 2 | 0 | 5 |
| PROBATION VIOLATIONS..... | 80 | 0 | 1 | 0 | 21 | 25 | 0 | 0 | 47 |
| MISTRIALS..... | 85 | 0 | 0 | 0 | 0 | 0 | 0 | 0 | 0 |
| APPEARANCE AFTER BENCH WARRANT ISSUED..... | 90 | 24 | 7 | 2 | 38 | 17 | 3 | 0 | 91 |
| SERVICE MADE/ARRAIGNMENT..... | 95 | 3 | 4 | 2 | 108 | 17 | 332 | 115 | 657 |
| OTHER..... | 100 | 8 | 13 | 0 | 1 | 4 | 45 | 0 | 71 |
| SUBTOTAL (ADD LINES 70 THROUGH 100)..... | 110 | 35 | 28 | 4 | 168 | 63 | 382 | 115 | 871 |
| TOTAL ACTIVE CASELOAD THIS YEAR (ADD LINES 60 AND 110)..... | 120 | 6682 | 372 | 2526 | 6208 | 780 | 1317 | 482 | 18710 |
| JUDICIAL DISPOSITIONS..... | | | | | | | | | |
| GUILTY PLEAS..... | 130 | 895 | 56 | 8 | 695 | 231 | 0 | 0 | 1885 |
| TRIALS WITHOUT JURY..... | 140 | 103 | 15 | 12 | 210 | 35 | 43 | 80 | 519 |
| TRIALS BY JURY..... | 150 | 3 | 0 | 0 | 4 | 2 | 5 | 0 | 14 |
| DISMISSALS..... | 160 | 305 | 35 | 275 | 677 | 104 | 228 | 83 | 1791 |
| PELIMINARY EXAMS WAIVED..... | 170 | 0 | 64 | 0 | 0 | 0 | 0 | 0 | 64 |
| PELIMINARY EXAMS CONDUCTED..... | 175 | 0 | 51 | 0 | 0 | 0 | 0 | 0 | 51 |
| BENCH WARRANTS..... | 180 | 77 | 21 | 2 | 60 | 28 | 10 | 0 | 198 |
| NO PROGRESS..... | 185 | 0 | 0 | 0 | 0 | 0 | 29 | 0 | 31 |
| OTHER JUDICIAL DISPOSITIONS..... | 190 | 44 | 34 | 0 | 47 | 76 | 412 | 120 | 878 |
| SUBTOTAL (ADD LINES 130 THROUGH 190)..... | 200 | 1427 | 276 | 297 | 1693 | 476 | 727 | 283 | 5431 |
| OTHER DISPOSITIONS..... | | | | | | | | | |
| MAGISTRATES..... | 210 | 0 | 0 | 0 | 0 | 0 | 0 | 0 | 0 |
| TRAFFIC BUREAU..... | 220 | 3925 | 21 | 950 | 3163 | 5 | 0 | 0 | 8064 |
| NON-SERVICE..... | 230 | 98 | 0 | 4 | 95 | 27 | 335 | 141 | 775 |
| SUBTOTAL (ADD LINES 210 THROUGH 230)..... | 240 | 4023 | 21 | 954 | 3258 | 32 | 335 | 141 | 8839 |
| TOTAL DISPOSITIONS (ADD LINES 200 AND 240)..... | 250 | 5450 | 297 | 1251 | 4951 | 508 | 1062 | 424 | 14270 |
| PENDING CASES AT THE END OF YEAR..... | | | | | | | | | |
| INACTIVE: BENCH WARRANTS (LINES 10 - 90 + 180)..... | 260 | 79 | 51 | 3 | 120 | 75 | 8 | 0 | 336 |
| INACTIVE: NON-SERVICE (LINES 20 - 95 + 230)..... | 270 | 140 | 85 | 14 | 217 | 60 | 119 | 49 | 719 |
| ACTIVE PENDING (SUBTRACT LINE 250 FROM LINE 120)..... | 280 | 1232 | 75 | 1275 | 1257 | 272 | 255 | 58 | 4440 |
| TOTAL CASES PENDING AT END OF YEAR(LINES 260+270+280)..... | 290 | 1451 | 211 | 1292 | 1594 | 407 | 382 | 107 | 5495 |
| CIVIL CASES PENDING OVER 1 YEAR..... | 300 | 0 | 0 | 0 | 0 | 0 | 33 | 0 | 33 |

REPORT OF DISTRICT CASELOAD

REGION 2

DISTRICT #47 - Div. 2

CITY OF FARMINGTON

| ***** | | | | | | | | | |
|---|-------|-------|-------|-------|-------|-------|--------|-------|------|
| * C R I M I N A L * C I V I L * T * | | | | | | | | | |
| ***** | | | | | | | | | |
| * STATE OFFENSE * STATE * ORDINANCE * * * * * T * | | | | | | | | | |
| ***** | | | | | | | | | |
| L | ORD. | AND | NON | NON | CIVIL | SUM- | MARY | A | * |
| N | TRAF- | TRAF- | PARK- | TRAF- | TRAF- | CIVIL | SMALL | MARY | L |
| E | FIC | FIC | ING | FIC | FIC | CIVIL | CLAIMS | PROC. | S |
| ***** | | | | | | | | | |
| PENDING CASES AT THE BEGINNING OF THE YEAR..... | | | | | | | | | |
| INACTIVE BENCH WARRANTS..... | 10 | 7 | 2 | 75 | 34 | 1 | 0 | 0 | 120 |
| INACTIVE: NON-SERVICE..... | 20 | 1 | 21 | 166 | 267 | 33 | 48 | 6 | 551 |
| TOTAL (ADD LINES 10 AND 20)..... | 30 | 2 | 28 | 168 | 342 | 67 | 49 | 6 | 671 |
| ACTIVE PENDING..... | 40 | 6 | 9 | 104 | 165 | 87 | 38 | 12 | 421 |
| NEW CASES FILED THIS YEAR..... | 50 | 27 | 57 | 427 | 2387 | 165 | 138 | 76 | 3312 |
| SUBTOTAL ACTIVE..... | 60 | 33 | 66 | 531 | 2552 | 252 | 176 | 88 | 3733 |
| RE-OPENED CASES..... | | | | | | | | | |
| REMANDS FROM HIGHER COURTS..... | 70 | 0 | 2 | 0 | 0 | 0 | 0 | 0 | 2 |
| PROBATION VIOLATIONS..... | 80 | 0 | 0 | 0 | 0 | 5 | 0 | 0 | 5 |
| MISTRIALS..... | 85 | 0 | 1 | 0 | 0 | 0 | 0 | 0 | 1 |
| APPEARANCE AFTER BENCH WARRANT ISSUED..... | 90 | 0 | 2 | 2 | 20 | 6 | 1 | 0 | 31 |
| SERVICE MADE/ARRAIGNMENT..... | 95 | 0 | 0 | 16 | 20 | 1 | 61 | 25 | 133 |
| OTHER..... | 100 | 0 | 0 | 0 | 3 | 0 | 16 | 0 | 19 |
| SUBTOTAL (ADD LINES 70 THROUGH 100)..... | 110 | 0 | 5 | 18 | 43 | 12 | 78 | 25 | 191 |
| TOTAL ACTIVE CASELOAD THIS YEAR (ADD LINES 60 AND 110)..... | 120 | 33 | 71 | 549 | 2595 | 264 | 254 | 113 | 3924 |
| JUDICIAL DISPOSITIONS..... | | | | | | | | | |
| GUILTY PLEAS..... | 130 | 5 | 6 | 52 | 275 | 43 | 0 | 0 | 381 |
| TRIALS WITHOUT JURY..... | 140 | 0 | 0 | 15 | 134 | 17 | 10 | 18 | 197 |
| TRIALS BY JURY..... | 150 | 0 | 0 | 0 | 0 | 0 | 1 | 0 | 1 |
| DISMISSALS..... | 160 | 1 | 5 | 85 | 158 | 39 | 53 | 15 | 367 |
| PELIMINARY EXAMS WAIVED..... | 170 | 0 | 19 | 0 | 0 | 0 | 0 | 0 | 19 |
| PELIMINARY EXAMS CONDUCTED..... | 175 | 0 | 5 | 0 | 0 | 0 | 0 | 0 | 5 |
| BENCH WARRANTS..... | 180 | 0 | 4 | 4 | 27 | 17 | 2 | 0 | 54 |
| NO PROGRESS..... | 185 | 0 | 0 | 0 | 0 | 0 | 4 | 0 | 4 |
| OTHER JUDICIAL DISPOSITIONS..... | 190 | 0 | 14 | 0 | 0 | 8 | 75 | 25 | 137 |
| SUBTOTAL (ADD LINES 130 THROUGH 190)..... | 200 | 6 | 53 | 156 | 594 | 124 | 145 | 58 | 1165 |
| OTHER DISPOSITIONS..... | | | | | | | | | |
| MAGISTRATES..... | 210 | 0 | 0 | 0 | 0 | 0 | 0 | 0 | 0 |
| TRAFFIC BUREAU..... | 220 | 10 | 0 | 277 | 1461 | 7 | 0 | 0 | 1755 |
| NON-SERVICE..... | 230 | 0 | 0 | 20 | 21 | 5 | 76 | 26 | 153 |
| SUBTOTAL (ADD LINES 210 THROUGH 230)..... | 240 | 10 | 0 | 297 | 1482 | 12 | 76 | 26 | 1908 |
| TOTAL DISPOSITIONS (ADD LINES 200 AND 240)..... | 250 | 16 | 53 | 453 | 2076 | 136 | 221 | 84 | 3073 |
| PENDING CASES AT THE END OF YEAR..... | | | | | | | | | |
| INACTIVE: BENCH WARRANTS (LINES 10 - 90 + 180)..... | 260 | 1 | 9 | 4 | 82 | 45 | 2 | 0 | 143 |
| INACTIVE: NON-SERVICE (LINES 20 - 95 + 230)..... | 270 | 1 | 21 | 170 | 268 | 37 | 63 | 7 | 571 |
| ACTIVE PENDING (SUBTRACT LINE 250 FROM LINE 120)..... | 280 | 17 | 18 | 96 | 519 | 128 | 33 | 29 | 851 |
| TOTAL CASES PENDING AT END OF YEAR(LINES 260+270+280)..... | 290 | 19 | 48 | 270 | 869 | 210 | 98 | 36 | 1565 |
| CIVIL CASES PENDING OVER 1 YEAR..... | 300 | 0 | 0 | 0 | 0 | 0 | 0 | 0 | 0 |

REPORT OF DISTRICT CASELOAD

REGION 2

DISTRICT #47

COURT SUMMARY

| ***** | | | | | | | | | | |
|--|-----|------|-----|------|------|------|------|-----|-----|-------|
| * CRIMINAL * CIVIL * T * | | | | | | | | | | |
| ***** | | | | | | | | | | |
| * STATE OFFENSE * STATE * ORDINANCE * * * * * T * | | | | | | | | | | |
| L ***** ORD. ***** * * * * * A * | | | | | | | | | | |
| I * * * * * NON * AND * NON * * * * * SMALL * MARY * L * | | | | | | | | | | |
| N * TRAF- * TRAF- * PARK- * TRAF- * TRAF- * CIVIL * CLAIMS * PROC. * S * | | | | | | | | | | |
| E * FIC * FIC * ING * FIC * FIC * * * * * * * * * * * * | | | | | | | | | | |
| ***** | | | | | | | | | | |
| PENDING CASES AT THE BEGINNING OF THE YEAR..... | | | | | | | | | | |
| INACTIVE BENCH WARRANTS..... | 10 | 27 | 44 | 5 | 173 | 98 | 2 | 0 | 0 | 349 |
| INACTIVE: NON-SERVICE..... | 20 | 46 | 110 | 178 | 497 | 83 | 164 | 29 | 45 | 1152 |
| TOTAL (ADD LINES 10 AND 20)..... | 30 | 73 | 154 | 183 | 670 | 181 | 166 | 29 | 45 | 1501 |
| ACTIVE PENDING..... | 40 | 203 | 28 | 1065 | 784 | 280 | 280 | 49 | 3 | 2692 |
| NEW CASES FILED THIS YEAR..... | 50 | 6477 | 382 | 1988 | 7808 | 689 | 831 | 406 | 299 | 18880 |
| SUBTOTAL ACTIVE..... | 60 | 6680 | 410 | 3053 | 8592 | 969 | 1111 | 455 | 302 | 21572 |
| RE-OPENED CASES..... | | | | | | | | | | |
| REMANDS FROM HIGHER COURTS..... | 70 | 0 | 5 | 0 | 0 | 0 | 2 | 0 | 0 | 7 |
| PROBATION VIOLATIONS..... | 80 | 0 | 1 | 0 | 21 | 30 | 0 | 0 | 0 | 52 |
| MISTRIALS..... | 85 | 0 | 1 | 0 | 0 | 0 | 0 | 0 | 0 | 1 |
| APPEARANCE AFTER BENCH WARRANT ISSUED..... | 90 | 24 | 9 | 4 | 58 | 23 | 4 | 0 | 0 | 122 |
| SERVICE MADE/ARRAIGNMENT..... | 95 | 3 | 4 | 18 | 128 | 18 | 393 | 140 | 86 | 790 |
| OTHER..... | 100 | 8 | 13 | 0 | 4 | 4 | 61 | 0 | 0 | 90 |
| SUBTOTAL (ADD LINES 70 THROUGH 100)..... | 110 | 35 | 33 | 22 | 211 | 75 | 460 | 140 | 86 | 1062 |
| TOTAL ACTIVE CASELOAD THIS YEAR (ADD LINES 60 AND 110)..... | 120 | 6715 | 443 | 3075 | 8803 | 1044 | 1571 | 595 | 388 | 22634 |
| JUDICIAL DISPOSITIONS..... | | | | | | | | | | |
| GUILTY PLEAS..... | 130 | 900 | 62 | 60 | 970 | 274 | 0 | 0 | 0 | 2266 |
| TRIALS WITHOUT JURY..... | 140 | 103 | 15 | 27 | 344 | 52 | 53 | 98 | 24 | 716 |
| TRIALS BY JURY..... | 150 | 3 | 0 | 0 | 4 | 2 | 6 | 0 | 0 | 15 |
| DISMISSALS..... | 160 | 306 | 40 | 360 | 835 | 143 | 281 | 98 | 95 | 2158 |
| PELIMINARY EXAMS WAIVED..... | 170 | 0 | 83 | 0 | 0 | 0 | 0 | 0 | 0 | 83 |
| PELIMINARY EXAMS CONDUCTED..... | 175 | 0 | 56 | 0 | 0 | 0 | 0 | 0 | 0 | 56 |
| BENCH WARRANTS..... | 180 | 77 | 25 | 6 | 87 | 45 | 12 | 0 | 0 | 252 |
| NO PROGRESS..... | 185 | 0 | 0 | 0 | 0 | 0 | 33 | 0 | 2 | 35 |
| OTHER JUDICIAL DISPOSITIONS..... | 190 | 44 | 48 | 0 | 47 | 84 | 487 | 145 | 160 | 1015 |
| SUBTOTAL (ADD LINES 130 THROUGH 190)..... | 200 | 1433 | 329 | 453 | 2287 | 600 | 872 | 341 | 281 | 6596 |
| OTHER DISPOSITIONS..... | | | | | | | | | | |
| MAGISTRATES..... | 210 | 0 | 0 | 0 | 0 | 0 | 0 | 0 | 0 | 0 |
| TRAFFIC BUREAU..... | 220 | 3935 | 21 | 1227 | 4624 | 12 | 0 | 0 | 0 | 9819 |
| NON-SERVICE..... | 230 | 98 | 0 | 24 | 116 | 32 | 411 | 167 | 80 | 928 |
| SUBTOTAL (ADD LINES 210 THROUGH 230)..... | 240 | 4033 | 21 | 1251 | 4740 | 44 | 411 | 167 | 80 | 10747 |
| TOTAL DISPOSITIONS (ADD LINES 200 AND 240)..... | 250 | 5466 | 350 | 1704 | 7027 | 644 | 1283 | 508 | 361 | 17343 |
| PENDING CASES AT THE END OF YEAR..... | | | | | | | | | | |
| INACTIVE: BENCH WARRANTS (LINES 10 - 90 + 180)..... | 260 | 80 | 60 | 7 | 202 | 120 | 10 | 0 | 0 | 479 |
| INACTIVE: NON-SERVICE (LINES 20 - 95 + 230)..... | 270 | 141 | 106 | 184 | 485 | 97 | 182 | 56 | 39 | 1290 |
| ACTIVE PENDING (SUBTRACT LINE 250 FROM LINE 120)..... | 280 | 1249 | 93 | 1371 | 1776 | 400 | 288 | 87 | 27 | 5291 |
| TOTAL CASES PENDING AT END OF YEAR(LINES 260+270+280)..... | 290 | 1470 | 259 | 1562 | 2463 | 617 | 480 | 143 | 66 | 7060 |
| CIVIL CASES PENDING OVER 1 YEAR..... | 300 | 0 | 0 | 0 | 0 | 0 | 33 | 0 | 0 | 33 |

REPORT OF DISTRICT CASELOAD

REGION 2

DISTRICT #48

BLOOMFIELD TOWNSHIP

| | C R I M I N A L | | | | | C I V I L | | | T |
|---|-----------------|------------|-----------|-----------|-----------|-----------|--------|-------|-------|
| | STATE OFFENSE | STATE ORD. | AND | ORDINANCE | | SUM- | MARY | A | |
| | TRAF- FIC | TRAF- FIC | PARK- ING | TRAF- FIC | TRAF- FIC | CIVIL | CLAIMS | PROC. | S |
| PENDING CASES AT THE BEGINNING OF THE YEAR..... | | | | | | | | | |
| INACTIVE BENCH WARRANTS..... | 10 | 34 | 50 | 5 | 601 | 85 | 3 | 0 | 778 |
| INACTIVE: NON-SERVICE..... | 20 | 127 | 312 | 2861 | 2438 | 173 | 719 | 23 | 6658 |
| TOTAL (ADD LINES 10 AND 20)..... | 30 | 161 | 362 | 2866 | 3039 | 258 | 722 | 23 | 7436 |
| ACTIVE PENDING..... | 40 | 129 | 173 | 891 | 1567 | 490 | 786 | 70 | 4113 |
| NEW CASES FILED THIS YEAR..... | 50 | 833 | 1001 | 3517 | 25070 | 1039 | 1827 | 296 | 33952 |
| SUBTOTAL ACTIVE..... | 60 | 952 | 1174 | 4408 | 26637 | 1529 | 2613 | 366 | 38065 |
| RE-OPENED CASES..... | | | | | | | | | |
| REMANDS FROM HIGHER COURTS..... | 70 | 0 | 0 | 0 | 0 | 0 | 1 | 0 | 1 |
| PROBATION VIOLATIONS..... | 80 | 0 | 0 | 0 | 13 | 2 | 0 | 0 | 15 |
| MISTRIALS..... | 85 | 0 | 0 | 0 | 0 | 0 | 0 | 0 | 0 |
| APPEARANCE AFTER BENCH WARRANT ISSUED..... | 90 | 7 | 6 | 0 | 39 | 10 | 0 | 0 | 62 |
| SERVICE MADE/ARRAIGNMENT..... | 95 | 73 | 53 | 349 | 1630 | 154 | 738 | 80 | 3124 |
| OTHER..... | 100 | 0 | 0 | 0 | 0 | 0 | 59 | 0 | 59 |
| SUBTOTAL (ADD LINES 70 THROUGH 100)..... | 110 | 80 | 59 | 349 | 1682 | 166 | 798 | 80 | 3261 |
| TOTAL ACTIVE CASELOAD THIS YEAR (ADD LINES 60 AND 110)..... | 120 | 1042 | 1233 | 4757 | 28319 | 1695 | 3411 | 446 | 41326 |
| JUDICIAL DISPOSITIONS..... | | | | | | | | | |
| GUILTY PLEAS..... | 130 | 248 | 241 | 137 | 4652 | 393 | 0 | 0 | 5671 |
| TRIALS WITHOUT JURY..... | 140 | 52 | 54 | 16 | 849 | 56 | 237 | 127 | 1442 |
| TRIALS BY JURY..... | 150 | 0 | 1 | 0 | 9 | 4 | 14 | 0 | 28 |
| DISMISSALS..... | 160 | 86 | 224 | 1177 | 1392 | 560 | 282 | 12 | 3737 |
| PELIMINARY EXAMS WAIVED..... | 170 | 9 | 164 | 0 | 0 | 0 | 0 | 0 | 173 |
| PELIMINARY EXAMS CONDUCTED..... | 175 | 4 | 183 | 0 | 0 | 0 | 0 | 0 | 187 |
| BENCH WARRANTS..... | 180 | 51 | 5 | 0 | 376 | 86 | 12 | 0 | 530 |
| NO PROGRESS..... | 185 | 0 | 0 | 0 | 0 | 0 | 95 | 14 | 116 |
| OTHER JUDICIAL DISPOSITIONS..... | 190 | 3 | 1 | 6 | 424 | 41 | 1415 | 159 | 2320 |
| SUBTOTAL (ADD LINES 130 THROUGH 190)..... | 200 | 453 | 873 | 1336 | 7702 | 1140 | 2055 | 312 | 14204 |
| OTHER DISPOSITIONS..... | | | | | | | | | |
| MAGISTRATES..... | 210 | 0 | 0 | 0 | 0 | 0 | 0 | 0 | 0 |
| TRAFFIC BUREAU..... | 220 | 378 | 36 | 1992 | 17458 | 117 | 0 | 0 | 19981 |
| NON-SERVICE..... | 230 | 201 | 259 | 0 | 2179 | 372 | 1260 | 131 | 4479 |
| SUBTOTAL (ADD LINES 210 THROUGH 230)..... | 240 | 579 | 295 | 1992 | 19637 | 489 | 1260 | 131 | 24460 |
| TOTAL DISPOSITIONS (ADD LINES 200 AND 240)..... | 250 | 1032 | 1168 | 3328 | 27339 | 1629 | 3315 | 443 | 38664 |
| PENDING CASES AT THE END OF YEAR..... | | | | | | | | | |
| INACTIVE: BENCH WARRANTS (LINES 10 - 90 + 180)..... | 260 | 78 | 49 | 5 | 938 | 161 | 15 | 0 | 1246 |
| INACTIVE: NON-SERVICE (LINES 20 - 95 + 230)..... | 270 | 255 | 518 | 2512 | 2987 | 391 | 1241 | 74 | 8013 |
| ACTIVE PENDING (SUBTRACT LINE 250 FROM LINE 120)..... | 280 | 10 | 65 | 1429 | 980 | 66 | 96 | 3 | 2662 |
| TOTAL CASES PENDING AT END OF YEAR(LINES 260+270+280)..... | 290 | 343 | 632 | 3946 | 4905 | 618 | 1352 | 77 | 11921 |
| CIVIL CASES PENDING OVER 1 YEAR..... | 300 | 0 | 0 | 0 | 0 | 0 | 50 | 0 | 50 |

REPORT OF DISTRICT CASELOAD

REGION 2

DISTRICT #50

CITY OF PONTIAC

| ***** | | | | | | | | | |
|---|-----|-----|------|------|-------|------|-------|------|-------|
| * C R I M I N A L * C I V I L * T * | | | | | | | | | |
| ***** | | | | | | | | | |
| * STATE OFFENSE * STATE * ORDINANCE * * * * * O * * | | | | | | | | | |
| L ***** ORD. ***** * * * * * S U M - * A * * | | | | | | | | | |
| I * * * * * N O N * * * * * N O N * * * * * S M A L L * M A R Y * L * * | | | | | | | | | |
| N * T R A F - * T R A F - * P A R K - * T R A F - * T R A F - * C I V I L * C L A I M S * P R O C . * S * * | | | | | | | | | |
| E * F I C * F I C * I N G * F I C * F I C * * * * * * * * * * * * * | | | | | | | | | |
| ***** | | | | | | | | | |
| PENDING CASES AT THE BEGINNING OF THE YEAR..... | | | | | | | | | |
| INACTIVE BENCH WARRANTS..... | 10 | 4 | 124 | 9 | 308 | 345 | 8 | 0 | 798 |
| INACTIVE: NON-SERVICE..... | 20 | 403 | 451 | 954 | 3792 | 621 | 1581 | 248 | 8357 |
| TOTAL (ADD LINES 10 AND 20)..... | 30 | 407 | 575 | 963 | 4100 | 966 | 1589 | 248 | 9155 |
| ACTIVE PENDING..... | 40 | 38 | 214 | 108 | 111 | 257 | 1690 | 104 | 2639 |
| NEW CASES FILED THIS YEAR..... | 50 | 677 | 1037 | 1990 | 13828 | 2782 | 6936 | 762 | 31112 |
| SUBTOTAL ACTIVE..... | 60 | 715 | 1251 | 2098 | 13939 | 3039 | 8626 | 866 | 33751 |
| RE-OPENED CASES..... | | | | | | | | | |
| REMANDS FROM HIGHER COURTS..... | 70 | 0 | 25 | 0 | 0 | 2 | 0 | 0 | 27 |
| PROBATION VIOLATIONS..... | 80 | 0 | 5 | 0 | 0 | 22 | 0 | 0 | 27 |
| MISTRIALS..... | 85 | 0 | 0 | 0 | 0 | 0 | 0 | 0 | 0 |
| APPEARANCE AFTER BENCH WARRANT ISSUED..... | 90 | 2 | 109 | 3 | 100 | 272 | 10 | 0 | 496 |
| SERVICE MADE/ARRAIGNMENT..... | 95 | 204 | 436 | 337 | 3591 | 922 | 5754 | 600 | 13147 |
| OTHER..... | 100 | 0 | 68 | 0 | 0 | 526 | 39 | 0 | 634 |
| SUBTOTAL (ADD LINES 70 THROUGH 100)..... | 110 | 206 | 643 | 340 | 3691 | 1744 | 5803 | 600 | 14331 |
| TOTAL ACTIVE CASELOAD THIS YEAR (ADD LINES 60 AND 110)..... | 120 | 921 | 1894 | 2438 | 17630 | 4783 | 14429 | 1466 | 48082 |
| JUDICIAL DISPOSITIONS..... | | | | | | | | | |
| GUILTY PLEAS..... | 130 | 100 | 238 | 377 | 1275 | 1785 | 0 | 0 | 3775 |
| TRIALS WITHOUT JURY..... | 140 | 18 | 9 | 201 | 436 | 85 | 8 | 0 | 757 |
| TRIALS BY JURY..... | 150 | 0 | 3 | 0 | 2 | 12 | 9 | 0 | 26 |
| DISMISSALS..... | 160 | 75 | 194 | 51 | 2353 | 442 | 1548 | 426 | 6171 |
| PELIMINARY EXAMS WAIVED..... | 170 | 0 | 200 | 0 | 0 | 0 | 0 | 0 | 200 |
| PELIMINARY EXAMS CONDUCTED..... | 175 | 0 | 316 | 0 | 0 | 0 | 0 | 0 | 316 |
| BENCH WARRANTS..... | 180 | 9 | 129 | 22 | 165 | 382 | 2 | 0 | 709 |
| NO PROGRESS..... | 185 | 0 | 0 | 0 | 0 | 0 | 145 | 0 | 145 |
| OTHER JUDICIAL DISPOSITIONS..... | 190 | 0 | 21 | 0 | 0 | 486 | 4538 | 363 | 2227 |
| SUBTOTAL (ADD LINES 130 THROUGH 190)..... | 200 | 202 | 1110 | 651 | 4231 | 3192 | 6250 | 789 | 19734 |
| OTHER DISPOSITIONS..... | | | | | | | | | |
| MAGISTRATES..... | 210 | 0 | 0 | 0 | 0 | 0 | 0 | 0 | 0 |
| TRAFFIC BUREAU..... | 220 | 366 | 0 | 1161 | 7365 | 135 | 0 | 0 | 9027 |
| NON-SERVICE..... | 230 | 308 | 455 | 426 | 4132 | 1101 | 5897 | 556 | 1114 |
| SUBTOTAL (ADD LINES 210 THROUGH 230)..... | 240 | 674 | 455 | 1587 | 11497 | 1236 | 5897 | 556 | 23016 |
| TOTAL DISPOSITIONS (ADD LINES 200 AND 240)..... | 250 | 876 | 1565 | 2238 | 15728 | 4428 | 12147 | 1345 | 42750 |
| PENDING CASES AT THE END OF YEAR..... | | | | | | | | | |
| INACTIVE: BENCH WARRANTS (LINES 10 - 90 + 180)..... | 260 | 11 | 144 | 28 | 373 | 455 | 0 | 0 | 1011 |
| INACTIVE: NON-SERVICE (LINES 20 - 95 + 230)..... | 270 | 507 | 470 | 1043 | 4333 | 800 | 1724 | 204 | 9199 |
| ACTIVE PENDING (SUBTRACT LINE 250 FROM LINE 120)..... | 280 | 45 | 329 | 200 | 1902 | 355 | 2282 | 121 | 5332 |
| TOTAL CASES PENDING AT END OF YEAR(LINES 260+270+280)..... | 290 | 563 | 943 | 1271 | 6608 | 1610 | 4006 | 325 | 15542 |
| CIVIL CASES PENDING OVER 1 YEAR..... | 300 | 0 | 0 | 0 | 0 | 0 | 662 | 35 | 698 |

REPORT OF DISTRICT CASELOAD

REGION 2

DISTRICT #51

WATERFORD TOWNSHIP

| ***** | | | | | | | | | |
|---|---------------|-----------------------|---------------|---------------|---------------|----------------|-----------|-----------|------------------------|
| * C R I M I N A L * | | | | | * C I V I L * | | | * T * | |
| ***** | | | | | | | | | |
| * STATE OFFENSE * | | * STATE * ORDINANCE * | | * * * * * | | * SUM- * * * * | | * T * | |
| L | I | N | E | ORD. | NON | AND | NON | CIVIL | SMALL * MARY * L * S * |
| * TRAF- * FIC | * TRAF- * FIC | * PARK- * ING | * TRAF- * FIC | * TRAF- * FIC | * * * * * | * * * * * | * * * * * | * * * * * | * * * * * |
| ***** | | | | | | | | | |
| PENDING CASES AT THE BEGINNING OF THE YEAR..... | | | | | | | | | |
| INACTIVE BENCH WARRANTS..... | 10 | 99 | 84 | 0 | 67 | 269 | 0 | 0 | 519 |
| INACTIVE: NON-SERVICE..... | 20 | 443 | 409 | 0 | 256 | 165 | 88 | 17 | 1395 |
| TOTAL (ADD LINES 10 AND 20)..... | 30 | 542 | 493 | 0 | 323 | 434 | 88 | 17 | 1914 |
| ACTIVE PENDING..... | 40 | 303 | 217 | 341 | 409 | 170 | 221 | 175 | 2001 |
| NEW CASES FILED THIS YEAR..... | 50 | 4678 | 2195 | 1165 | 5162 | 1466 | 267 | 311 | 15931 |
| SUBTOTAL ACTIVE..... | 60 | 4981 | 2412 | 1506 | 5571 | 1636 | 488 | 486 | 17932 |
| RE-OPENED CASES..... | | | | | | | | | |
| REMANDS FROM HIGHER COURTS..... | 70 | 0 | 16 | 0 | 0 | 0 | 0 | 0 | 16 |
| PROBATION VIOLATIONS..... | 80 | 0 | 0 | 0 | 0 | 134 | 0 | 0 | 134 |
| MISTRIALS..... | 85 | 0 | 0 | 0 | 0 | 1 | 0 | 0 | 1 |
| APPEARANCE AFTER BENCH WARRANT ISSUED..... | 90 | 51 | 44 | 0 | 63 | 60 | 0 | 0 | 218 |
| SERVICE MADE/ARRAIGNMENT..... | 95 | 848 | 300 | 0 | 543 | 153 | 86 | 104 | 2130 |
| OTHER..... | 100 | 0 | 0 | 0 | 0 | 0 | 0 | 64 | 64 |
| SUBTOTAL (ADD LINES 70 THROUGH 100)..... | 110 | 899 | 360 | 0 | 606 | 348 | 86 | 168 | 2563 |
| TOTAL ACTIVE CASELOAD THIS YEAR (ADD LINES 60 AND 110)..... | 120 | 5880 | 2772 | 1506 | 6177 | 1984 | 574 | 654 | 20495 |
| JUDICIAL DISPOSITIONS..... | | | | | | | | | |
| GUILTY PLEAS..... | 130 | 397 | 649 | 6 | 769 | 768 | 0 | 0 | 2589 |
| TRIALS WITHOUT JURY..... | 140 | 26 | 13 | 1 | 65 | 36 | 7 | 2 | 165 |
| TRIALS BY JURY..... | 150 | 16 | 6 | 0 | 21 | 29 | 5 | 0 | 77 |
| DISMISSALS..... | 160 | 144 | 203 | 17 | 286 | 369 | 121 | 168 | 1584 |
| PELIMINARY EXAMS WAIVED..... | 170 | 0 | 195 | 0 | 0 | 0 | 0 | 0 | 195 |
| PELIMINARY EXAMS CONDUCTED..... | 175 | 0 | 189 | 0 | 0 | 0 | 0 | 0 | 189 |
| BENCH WARRANTS..... | 180 | 109 | 68 | 0 | 94 | 140 | 0 | 0 | 411 |
| NO PROGRESS..... | 185 | 0 | 0 | 0 | 0 | 0 | 9 | 12 | 39 |
| OTHER JUDICIAL DISPOSITIONS..... | 190 | 0 | 5 | 0 | 0 | 0 | 67 | 65 | 357 |
| SUBTOTAL (ADD LINES 130 THROUGH 190)..... | 200 | 692 | 1328 | 24 | 1235 | 1342 | 209 | 247 | 5606 |
| OTHER DISPOSITIONS..... | | | | | | | | | |
| MAGISTRATES..... | 210 | 20 | 18 | 2 | 54 | 5 | 0 | 0 | 99 |
| TRAFFIC BUREAU..... | 220 | 4046 | 733 | 1348 | 3869 | 405 | 0 | 0 | 10401 |
| NON-SERVICE..... | 230 | 824 | 512 | 0 | 590 | 232 | 135 | 87 | 2482 |
| SUBTOTAL (ADD LINES 210 THROUGH 230)..... | 240 | 4890 | 1263 | 1350 | 4513 | 642 | 135 | 87 | 12982 |
| TOTAL DISPOSITIONS (ADD LINES 200 AND 240)..... | 250 | 5582 | 2591 | 1374 | 5748 | 1984 | 344 | 334 | 18588 |
| PENDING CASES AT THE END OF YEAR..... | | | | | | | | | |
| INACTIVE: BENCH WARRANTS (LINES 10 - 90 + 180)..... | 260 | 157 | 108 | 0 | 98 | 349 | 0 | 0 | 712 |
| INACTIVE: NON-SERVICE (LINES 20 - 95 + 230)..... | 270 | 419 | 621 | 0 | 303 | 244 | 137 | 0 | 1747 |
| ACTIVE PENDING (SUBTRACT LINE 250 FROM LINE 120)..... | 280 | 298 | 181 | 132 | 429 | 0 | 230 | 320 | 1907 |
| TOTAL CASES PENDING AT END OF YEAR (LINES 260+270+280)..... | 290 | 874 | 910 | 132 | 830 | 593 | 367 | 320 | 4366 |
| CIVIL CASES PENDING OVER 1 YEAR..... | 300 | 0 | 0 | 0 | 0 | 0 | 97 | 66 | 246 |

REPORT OF DISTRICT CASELOAD

REGION 2

DISTRICT #52-1

OAKLAND COUNTY - WALLED LAKE

| ***** | | | | | | | | | | |
|--|-----|------|------|------|-------|------|------|-----|------|-------|
| * C R I M I N A L * C I V I L * T * | | | | | | | | | | |
| ***** O * | | | | | | | | | | |
| * STATE OFFENSE * STATE * ORDINANCE * * * * * | | | | | | | | | | |
| L ***** ORD. ***** * SUM- * A * | | | | | | | | | | |
| I * * NON * AND * * NON * * SMALL * MARY * L * | | | | | | | | | | |
| N * TRAF- * TRAF- * PARK- * TRAF- * TRAF- * CIVIL * CLAIMS * PRDC. * S * | | | | | | | | | | |
| E * FIC * FIC * ING * FIC * FIC * * * * * * | | | | | | | | | | |
| ***** | | | | | | | | | | |
| PENDING CASES AT THE BEGINNING OF THE YEAR..... | | | | | | | | | | |
| INACTIVE BENCH WARRANTS..... | 10 | 495 | 144 | 0 | 891 | 140 | 2 | 0 | 0 | 1672 |
| INACTIVE: NON-SERVICE..... | 20 | 118 | 296 | 5 | 295 | 25 | 234 | 24 | 70 | 1067 |
| TOTAL (ADD LINES 10 AND 20)..... | 30 | 613 | 440 | 5 | 1186 | 165 | 236 | 24 | 70 | 2739 |
| ACTIVE PENDING..... | 40 | 462 | 50 | 352 | 911 | 612 | 288 | 83 | 88 | 2846 |
| NEW CASES FILED THIS YEAR..... | 50 | 8553 | 2049 | 1816 | 11646 | 2361 | 1225 | 394 | 1456 | 29500 |
| SUBTOTAL ACTIVE..... | 60 | 9015 | 2099 | 2168 | 12557 | 2973 | 1513 | 477 | 1544 | 32346 |
| RE-OPENED CASES..... | | | | | | | | | | |
| REMANDS FROM HIGHER COURTS..... | 70 | 10 | 11 | 0 | 0 | 0 | 27 | 0 | 0 | 48 |
| PROBATION VIOLATIONS..... | 80 | 26 | 32 | 0 | 41 | 12 | 0 | 0 | 0 | 111 |
| MISTRIALS..... | 85 | 0 | 0 | 0 | 0 | 0 | 0 | 0 | 0 | 0 |
| APPEARANCE AFTER BENCH WARRANT ISSUED..... | 90 | 383 | 181 | 0 | 447 | 150 | 2 | 0 | 0 | 1163 |
| SERVICE MADE/ARRAIGNMENT..... | 95 | 377 | 339 | 5 | 753 | 144 | 842 | 232 | 521 | 3213 |
| OTHER..... | 100 | 9 | 11 | 0 | 8 | 2 | 29 | 11 | 0 | 70 |
| SUBTOTAL (ADD LINES 70 THROUGH 100)..... | 110 | 805 | 574 | 5 | 1243 | 308 | 900 | 243 | 521 | 4605 |
| TOTAL ACTIVE CASELOAD THIS YEAR (ADD LINES 60 AND 110)..... | 120 | 9820 | 2673 | 2173 | 13806 | 3281 | 2413 | 720 | 2065 | 36951 |
| JUDICIAL DISPOSITIONS..... | | | | | | | | | | |
| GUILTY PLEAS..... | 130 | 1824 | 636 | 56 | 2861 | 699 | 0 | 0 | 0 | 6076 |
| TRIALS WITHOUT JURY..... | 140 | 56 | 26 | 3 | 188 | 31 | 72 | 89 | 156 | 621 |
| TRIALS BY JURY..... | 150 | 10 | 7 | 0 | 12 | 3 | 8 | 0 | 49 | 89 |
| DISMISSALS..... | 160 | 1387 | 345 | 678 | 1525 | 366 | 376 | 117 | 417 | 5211 |
| PELIMINARY EXAMS WAIVED..... | 170 | 15 | 221 | 0 | 0 | 0 | 0 | 0 | 0 | 236 |
| PELIMINARY EXAMS CONDUCTED..... | 175 | 11 | 173 | 0 | 0 | 0 | 0 | 0 | 0 | 184 |
| BENCH WARRANTS..... | 180 | 96 | 88 | 0 | 180 | 90 | 0 | 0 | 0 | 454 |
| NO PROGRESS..... | 185 | 0 | 0 | 0 | 0 | 0 | 75 | 33 | 57 | 165 |
| OTHER JUDICIAL DISPOSITIONS..... | 190 | 37 | 46 | 1 | 109 | 69 | 671 | 132 | 812 | 1877 |
| SUBTOTAL (ADD LINES 130 THROUGH 190)..... | 200 | 3436 | 1542 | 738 | 4875 | 1258 | 1202 | 371 | 1491 | 14913 |
| OTHER DISPOSITIONS..... | | | | | | | | | | |
| MAGISTRATES..... | 210 | 0 | 0 | 0 | 2 | 0 | 0 | 0 | 0 | 2 |
| TRAFFIC BUREAU..... | 220 | 5215 | 617 | 1008 | 7548 | 712 | 0 | 0 | 0 | 15100 |
| NON-SERVICE..... | 230 | 560 | 408 | 0 | 694 | 298 | 800 | 234 | 514 | 3508 |
| SUBTOTAL (ADD LINES 210 THROUGH 230)..... | 240 | 5775 | 1025 | 1008 | 8244 | 1010 | 800 | 234 | 514 | 18610 |
| TOTAL DISPOSITIONS (ADD LINES 200 AND 240)..... | 250 | 9211 | 2567 | 1746 | 13119 | 2268 | 2002 | 605 | 2005 | 33523 |
| PENDING CASES AT THE END OF YEAR..... | | | | | | | | | | |
| INACTIVE: BENCH WARRANTS (LINES 10 - 90 + 180)..... | 260 | 208 | 51 | 0 | 624 | 80 | 0 | 0 | 0 | 963 |
| INACTIVE: NON-SERVICE (LINES 20 - 95 + 230)..... | 270 | 301 | 365 | 0 | 236 | 179 | 192 | 26 | 63 | 1362 |
| ACTIVE PENDING (SUBTRACT LINE 250 FROM LINE 120)..... | 280 | 609 | 106 | 427 | 687 | 1013 | 411 | 115 | 60 | 3428 |
| TOTAL CASES PENDING AT END OF YEAR(LINES 260+270+280)..... | 290 | 1118 | 522 | 427 | 1547 | 1272 | 603 | 141 | 123 | 5753 |
| CIVIL CASES PENDING OVER 1 YEAR..... | 300 | 0 | 0 | 0 | 0 | 0 | 54 | 0 | 2 | 56 |

REPORT OF DISTRICT CASELOAD

REGION 2

DISTRICT #52-2

OAKLAND COUNTY - CLARKSON

| ***** | | | | | | | | | |
|---|-----------|---------------|-----------|-----------|---------------|-----------|-----------|-----------|---------|
| * C R I M I N A L * | | | | | * C I V I L * | | | * T * | |
| ***** | | | | | | | | | |
| * STATE OFFENSE * | * STATE * | * ORDINANCE * | ***** | | | | | | |
| ***** | | | | | | | | | |
| L * * * * * | * NON * | * ORD. * | * PARK- * | * TRAF- * | * TRAF- * | * CIVIL * | * SMALL * | * SUM- * | * A * |
| N * TRAF- * | * TRAF- * | * PARK- * | * TRAF- * | * TRAF- * | * CIVIL * | * SMALL * | * MARY * | * PRDC. * | * S * |
| E * FIC * | * FIC * | * ING * | * FIC * | * FIC * | * FIC * | * FIC * | * FIC * | * FIC * | * FIC * |
| ***** | | | | | | | | | |
| PENDING CASES AT THE BEGINNING OF THE YEAR..... | | | | | | | | | |
| INACTIVE BENCH WARRANTS..... | 10 | 60 | 25 | 0 | 3 | 3 | 0 | 0 | 91 |
| INACTIVE: NON-SERVICE..... | 20 | 418 | 129 | 0 | 222 | 37 | 108 | 14 | 5 |
| TOTAL (ADD LINES 10 AND 20)..... | 30 | 478 | 154 | 0 | 225 | 40 | 108 | 14 | 5 |
| ACTIVE PENDING..... | 40 | 3727 | 570 | 5 | 1329 | 299 | 146 | 21 | 16 |
| NEW CASES FILED THIS YEAR..... | 50 | 7407 | 1536 | 552 | 3196 | 664 | 434 | 186 | 295 |
| SUBTOTAL ACTIVE..... | 60 | 11134 | 2106 | 557 | 4525 | 963 | 580 | 207 | 311 |
| RE-OPENED CASES..... | | | | | | | | | |
| REMANDS FROM HIGHER COURTS..... | 70 | 0 | 9 | 0 | 0 | 0 | 0 | 0 | 0 |
| PROBATION VIOLATIONS..... | 80 | 5 | 8 | 0 | 6 | 6 | 0 | 0 | 9 |
| MISTRIALS..... | 85 | 0 | 0 | 0 | 0 | 0 | 0 | 0 | 25 |
| APPEARANCE AFTER BENCH WARRANT ISSUED..... | 90 | 45 | 9 | 0 | 28 | 4 | 0 | 0 | 0 |
| SERVICE MADE/ARRAIGNMENT..... | 95 | 640 | 128 | 60 | 217 | 42 | 191 | 54 | 40 |
| OTHER..... | 100 | 0 | 0 | 130 | 0 | 0 | 0 | 15 | 0 |
| SUBTOTAL (ADD LINES 70 THROUGH 100)..... | 110 | 690 | 154 | 190 | 251 | 52 | 191 | 69 | 40 |
| TOTAL ACTIVE CASELOAD THIS YEAR (ADD LINES 60 AND 110)..... | 120 | 11824 | 2260 | 747 | 4776 | 1015 | 771 | 276 | 351 |
| JUDICIAL DISPOSITIONS..... | | | | | | | | | |
| GUILTY PLEAS..... | 130 | 957 | 596 | 57 | 433 | 292 | 0 | 0 | 0 |
| TRIALS WITHOUT JURY..... | 140 | 133 | 25 | 6 | 55 | 17 | 38 | 80 | 183 |
| TRIALS BY JURY..... | 150 | 2 | 1 | 0 | 2 | 2 | 3 | 0 | 0 |
| DISMISSALS..... | 160 | 932 | 202 | 83 | 447 | 178 | 85 | 17 | 28 |
| PELIMINARY EXAMS WAIVED..... | 170 | 7 | 96 | 0 | 0 | 0 | 0 | 0 | 0 |
| PELIMINARY EXAMS CONDUCTED..... | 175 | 15 | 64 | 0 | 0 | 0 | 0 | 0 | 0 |
| BENCH WARRANTS..... | 180 | 71 | 30 | 0 | 52 | 16 | 0 | 0 | 0 |
| NO PROGRESS..... | 185 | 0 | 0 | 0 | 0 | 0 | 22 | 7 | 0 |
| OTHER JUDICIAL DISPOSITIONS..... | 190 | 23 | 20 | 6 | 6 | 13 | 244 | 83 | 82 |
| SUBTOTAL (ADD LINES 130 THROUGH 190)..... | 200 | 2140 | 1034 | 152 | 995 | 518 | 392 | 187 | 293 |
| OTHER DISPOSITIONS..... | | | | | | | | | |
| MAGISTRATES..... | 210 | 0 | 0 | 0 | 0 | 0 | 0 | 0 | 0 |
| TRAFFIC BUREAU..... | 220 | 5292 | 395 | 374 | 1839 | 54 | 0 | 0 | 0 |
| NON-SERVICE..... | 230 | 693 | 144 | 192 | 228 | 68 | 205 | 62 | 50 |
| SUBTOTAL (ADD LINES 210 THROUGH 230)..... | 240 | 5985 | 539 | 566 | 2067 | 122 | 205 | 62 | 50 |
| TOTAL DISPOSITIONS (ADD LINES 200 AND 240)..... | 250 | 8125 | 1573 | 718 | 3062 | 640 | 597 | 249 | 343 |
| PENDING CASES AT THE END OF YEAR..... | | | | | | | | | |
| INACTIVE: BENCH WARRANTS (LINES 10 - 90 + 180)..... | 260 | 86 | 46 | 0 | 27 | 15 | 0 | 0 | 174 |
| INACTIVE: NON-SERVICE (LINES 20 - 95 + 230)..... | 270 | 471 | 145 | 132 | 233 | 63 | 122 | 22 | 15 |
| ACTIVE PENDING (SUBTRACT LINE 250 FROM LINE 120)..... | 280 | 3699 | 687 | 29 | 1714 | 375 | 174 | 27 | 8 |
| TOTAL CASES PENDING AT END OF YEAR (LINES 260+270+280)..... | 290 | 4256 | 878 | 161 | 1974 | 453 | 296 | 49 | 23 |
| CIVIL CASES PENDING OVER 1 YEAR..... | 300 | 0 | 0 | 0 | 0 | 0 | 79 | 2 | 2 |

REPORT OF DISTRICT CASELOAD

REGION 2

DISTRICT #52-3

OAKLAND COUNTY - ROCHESTER

| ***** | | | | | | | | | |
|---|-----------------|-------|-----------|-------|-------|-----------|--------|-------|-------|
| | C R I M I N A L | | | | | C I V I L | | | T |
| | STATE OFFENSE | STATE | ORDINANCE | | | | | | O |
| L | ORD. | ORD. | | | | | SUM- | | A |
| I | NON | AND | NON | | | | SMALL | MARY | L |
| N | TRAF- | TRAF- | PARK- | TRAF- | TRAF- | CIVIL | CLAIMS | PROC. | S |
| E | FIC | FIC | ING | FIC | FIC | | | | |
| ***** | | | | | | | | | |
| PENDING CASES AT THE BEGINNING OF THE YEAR..... | | | | | | | | | |
| INACTIVE BENCH WARRANTS..... | 10 | 396 | 275 | 0 | 310 | 147 | 0 | 0 | 1128 |
| INACTIVE: NON-SERVICE..... | 20 | 737 | 368 | 13 | 184 | 137 | 241 | 89 | 1839 |
| TOTAL (ADD LINES 10 AND 20)..... | 30 | 1133 | 643 | 13 | 494 | 284 | 241 | 89 | 2967 |
| ACTIVE PENDING..... | 40 | 1119 | 494 | 60 | 693 | 215 | 183 | 29 | 2913 |
| NEW CASES FILED THIS YEAR..... | 50 | 10037 | 2468 | 995 | 8864 | 1591 | 1050 | 584 | 26806 |
| SUBTOTAL ACTIVE..... | 60 | 11156 | 2962 | 1055 | 9557 | 1806 | 1233 | 613 | 29719 |
| RE-OPENED CASES..... | | | | | | | | | |
| REMANDS FROM HIGHER COURTS..... | 70 | 17 | 16 | 0 | 0 | 0 | 0 | 0 | 33 |
| PROBATION VIOLATIONS..... | 80 | 4 | 4 | 0 | 6 | 4 | 0 | 0 | 18 |
| MISTRIALS..... | 85 | 0 | 0 | 0 | 0 | 0 | 0 | 0 | 0 |
| APPEARANCE AFTER BENCH WARRANT ISSUED..... | 90 | 281 | 215 | 7 | 260 | 125 | 0 | 0 | 888 |
| SERVICE MADE/ARRAIGNMENT..... | 95 | 1812 | 299 | 123 | 981 | 215 | 605 | 270 | 4597 |
| OTHER..... | 100 | 1 | 0 | 0 | 0 | 2 | 35 | 2 | 46 |
| SUBTOTAL (ADD LINES 70 THROUGH 100)..... | 110 | 2115 | 534 | 130 | 1247 | 346 | 640 | 272 | 5582 |
| TOTAL ACTIVE CASELOAD THIS YEAR (ADD LINES 60 AND 110)..... | 120 | 13271 | 3496 | 1185 | 10804 | 2152 | 1873 | 885 | 35301 |
| JUDICIAL DISPOSITIONS..... | | | | | | | | | |
| GUILTY PLEAS..... | 130 | 1408 | 515 | 17 | 1337 | 548 | 0 | 0 | 3825 |
| TRIALS WITHOUT JURY..... | 140 | 68 | 15 | 1 | 61 | 20 | 32 | 164 | 654 |
| TRIALS BY JURY..... | 150 | 4 | 1 | 0 | 10 | 3 | 4 | 0 | 26 |
| DISMISSALS..... | 160 | 1242 | 441 | 100 | 846 | 468 | 109 | 70 | 3298 |
| PELIMINARY EXAMS WAIVED..... | 170 | 25 | 160 | 0 | 0 | 0 | 0 | 0 | 185 |
| PELIMINARY EXAMS CONDUCTED..... | 175 | 11 | 115 | 0 | 0 | 0 | 0 | 0 | 126 |
| BENCH WARRANTS..... | 180 | 123 | 62 | 14 | 143 | 55 | 0 | 0 | 397 |
| NO PROGRESS..... | 185 | 0 | 0 | 0 | 0 | 0 | 72 | 18 | 293 |
| OTHER JUDICIAL DISPOSITIONS..... | 190 | 34 | 15 | 6 | 173 | 14 | 905 | 339 | 2287 |
| SUBTOTAL (ADD LINES 130 THROUGH 190)..... | 200 | 2915 | 1324 | 138 | 2570 | 1108 | 1122 | 591 | 11091 |
| OTHER DISPOSITIONS..... | | | | | | | | | |
| MAGISTRATES..... | 210 | 0 | 0 | 0 | 0 | 0 | 0 | 0 | 0 |
| TRAFFIC BUREAU..... | 220 | 7191 | 1319 | 709 | 6125 | 500 | 0 | 0 | 15844 |
| NON-SERVICE..... | 230 | 1847 | 330 | 299 | 1233 | 253 | 486 | 240 | 4939 |
| SUBTOTAL (ADD LINES 210 THROUGH 230)..... | 240 | 9038 | 1649 | 1008 | 7358 | 753 | 486 | 240 | 20783 |
| TOTAL DISPOSITIONS (ADD LINES 200 AND 240)..... | 250 | 11953 | 2973 | 1146 | 9928 | 1261 | 1608 | 831 | 31874 |
| PENDING CASES AT THE END OF YEAR..... | | | | | | | | | |
| INACTIVE: BENCH WARRANTS (LINES 10 - 90 + 180)..... | 260 | 238 | 122 | 7 | 193 | 77 | 0 | 0 | 637 |
| INACTIVE: NON-SERVICE (LINES 20 - 95 + 230)..... | 270 | 772 | 399 | 189 | 436 | 175 | 122 | 59 | 2181 |
| ACTIVE PENDING (SUBTRACT LINE 250 FROM LINE 120)..... | 280 | 1318 | 523 | 39 | 876 | 291 | 265 | 54 | 3427 |
| TOTAL CASES PENDING AT END OF YEAR(LINES 260+270+280)..... | 290 | 2328 | 1044 | 235 | 1505 | 543 | 387 | 113 | 6245 |
| CIVIL CASES PENDING OVER 1 YEAR..... | 300 | 0 | 0 | 0 | 0 | 0 | 65 | 0 | 65 |

REPORT OF DISTRICT CASELOAD

REGION 2

DISTRICT #52-4 - Div, 2

CITY OF TROY

| ***** | | | | | | | | | |
|---|-----|------|-----|------|-----------|------|------|-------|-------|
| * CRIMINAL * | | | | | * CIVIL * | | | * T * | |
| ***** | | | | | | | | | |
| * STATE OFFENSE * STATE * ORDINANCE * * * * * | | | | | | | | | |
| ***** | | | | | | | | | |
| * STATE OFFENSE * STATE * ORD. * * * * * | | | | | | | | | |
| ***** | | | | | | | | | |
| * TRAF- * NON * AND * * NON * * SMALL * MARY * * * * * | | | | | | | | | |
| ***** | | | | | | | | | |
| * FIC * FIC * ING * FIC * FIC * * * * * | | | | | | | | | |
| ***** | | | | | | | | | |
| PENDING CASES AT THE BEGINNING OF THE YEAR..... | | | | | | | | | |
| INACTIVE BENCH WARRANTS..... | 10 | 34 | 78 | 3 | 783 | 117 | 4 | 0 | 1019 |
| INACTIVE: NON-SERVICE..... | 20 | 0 | 176 | 30 | 549 | 265 | 264 | 0 | 1297 |
| TOTAL (ADD LINES 10 AND 20)..... | 30 | 34 | 254 | 33 | 1332 | 382 | 268 | 0 | 2316 |
| ACTIVE PENDING..... | 40 | 51 | 203 | 3504 | 2439 | 543 | 70 | 0 | 6823 |
| NEW CASES FILED THIS YEAR..... | 50 | 4240 | 511 | 6435 | 15236 | 1128 | 1051 | 193 | 29205 |
| SUBTOTAL ACTIVE..... | 60 | 4291 | 714 | 9939 | 17675 | 1671 | 1121 | 193 | 36028 |
| RE-OPENED CASES..... | | | | | | | | | |
| REMANDS FROM HIGHER COURTS..... | 70 | 1 | 18 | 0 | 0 | 0 | 42 | 0 | 61 |
| PROBATION VIOLATIONS..... | 80 | 0 | 7 | 0 | 1 | 0 | 0 | 0 | 8 |
| MISTRIALS..... | 85 | 1 | 0 | 0 | 0 | 1 | 0 | 0 | 2 |
| APPEARANCE AFTER BENCH WARRANT ISSUED..... | 90 | 2 | 29 | 0 | 1064 | 86 | 1 | 0 | 1182 |
| SERVICE MADE/ARRAIGNMENT..... | 95 | 10 | 80 | 2 | 32 | 29 | 417 | 32 | 662 |
| OTHER..... | 100 | 0 | 6 | 0 | 1 | 1 | 11 | 4 | 39 |
| SUBTOTAL (ADD LINES 70 THROUGH 100)..... | 110 | 14 | 140 | 2 | 1098 | 117 | 471 | 36 | 1954 |
| TOTAL ACTIVE CASELOAD THIS YEAR (ADD LINES 60 AND 110)..... | 120 | 4305 | 854 | 9941 | 18773 | 1788 | 1592 | 229 | 37982 |
| JUDICIAL DISPOSITIONS..... | | | | | | | | | |
| GUILTY PLEAS..... | 130 | 526 | 127 | 28 | 3045 | 467 | 0 | 0 | 4193 |
| TRIALS WITHOUT JURY..... | 140 | 78 | 12 | 0 | 432 | 63 | 141 | 87 | 938 |
| TRIALS BY JURY..... | 150 | 2 | 1 | 0 | 23 | 6 | 0 | 0 | 32 |
| DISMISSALS..... | 160 | 161 | 103 | 1168 | 1091 | 532 | 243 | 44 | 3490 |
| PELIMINARY EXAMS WAIVED..... | 170 | 5 | 115 | 0 | 0 | 0 | 0 | 0 | 120 |
| PELIMINARY EXAMS CONDUCTED..... | 175 | 4 | 144 | 0 | 0 | 0 | 0 | 0 | 148 |
| BENCH WARRANTS..... | 180 | 24 | 39 | 0 | 709 | 43 | 15 | 1 | 831 |
| NO PROGRESS..... | 185 | 0 | 0 | 0 | 0 | 0 | 3 | 0 | 3 |
| OTHER JUDICIAL DISPOSITIONS..... | 190 | 1 | 25 | 12 | 142 | 61 | 413 | 18 | 826 |
| SUBTOTAL (ADD LINES 130 THROUGH 190)..... | 200 | 801 | 566 | 1208 | 5442 | 1172 | 815 | 150 | 10581 |
| OTHER DISPOSITIONS..... | | | | | | | | | |
| MAGISTRATES..... | 210 | 0 | 0 | 0 | 0 | 0 | 0 | 0 | 0 |
| TRAFFIC BUREAU..... | 220 | 2261 | 1 | 3173 | 10612 | 161 | 0 | 0 | 16208 |
| NON-SERVICE..... | 230 | 21 | 88 | 0 | 3 | 27 | 521 | 41 | 762 |
| SUBTOTAL (ADD LINES 210 THROUGH 230)..... | 240 | 2282 | 89 | 3173 | 10615 | 188 | 521 | 41 | 16970 |
| TOTAL DISPOSITIONS (ADD LINES 200 AND 240)..... | 250 | 3083 | 655 | 4381 | 16057 | 1360 | 1336 | 191 | 27551 |
| PENDING CASES AT THE END OF YEAR..... | | | | | | | | | |
| INACTIVE: BENCH WARRANTS (LINES 10 - 90 + 180)..... | 260 | 56 | 88 | 3 | 428 | 74 | 18 | 1 | 668 |
| INACTIVE: NON-SERVICE (LINES 20 - 95 + 230)..... | 270 | 11 | 184 | 28 | 520 | 263 | 368 | 9 | 1397 |
| ACTIVE PENDING (SUBTRACT LINE 250 FROM LINE 120)..... | 280 | 1222 | 199 | 5560 | 2716 | 428 | 256 | 38 | 10431 |
| TOTAL CASES PENDING AT END OF YEAR(LINES 260+270+280)..... | 290 | 1289 | 471 | 5591 | 3664 | 765 | 642 | 48 | 12496 |
| CIVIL CASES PENDING OVER 1 YEAR..... | 300 | 0 | 0 | 0 | 0 | 0 | 240 | 0 | 240 |

REPORT OF DISTRICT CASELOAD

REGION 2

DISTRICT #66

SHIAWASSEE COUNTY

| ***** | | | | | | | | | |
|---|-------|-------|-------|-------|---------------|-------|--------|-------|-------|
| * C R I M I N A L * | | | | | * C I V I L * | | | * T * | |
| ***** | | | | | | | | | |
| * STATE OFFENSE * STATE * ORDINANCE * | | | | | * * * * * | | | * T * | |
| ***** | | | | | | | | | |
| L | ORD. | AND | NON | NON | CIVIL | SMALL | SUM- | MARY | A |
| ***** | | | | | | | | | |
| N | TRAF- | TRAF- | PARK- | TRAF- | TRAF- | CIVIL | CLAIMS | PROC. | S |
| ***** | | | | | | | | | |
| E | FIC | FIC | ING | FIC | FIC | | | | |
| ***** | | | | | | | | | |
| PENDING CASES AT THE BEGINNING OF THE YEAR..... | | | | | | | | | |
| INACTIVE BENCH WARRANTS..... | 10 | 90 | 19 | 1 | 29 | 9 | 0 | 0 | 148 |
| INACTIVE: NON-SERVICE..... | 20 | 558 | 155 | 6 | 128 | 29 | 132 | 78 | 1090 |
| TOTAL (ADD LINES 10 AND 20)..... | 30 | 648 | 174 | 7 | 157 | 38 | 132 | 78 | 1238 |
| ACTIVE PENDING..... | 40 | 261 | 91 | 0 | 96 | 29 | 261 | 27 | 782 |
| NEW CASES FILED THIS YEAR..... | 50 | 6064 | 795 | 24 | 4085 | 610 | 899 | 588 | 13279 |
| SUBTOTAL ACTIVE..... | 60 | 6325 | 886 | 24 | 4181 | 639 | 1160 | 615 | 14061 |
| RE-OPENED CASES..... | | | | | | | | | |
| REMANDS FROM HIGHER COURTS..... | 70 | 2 | 8 | 0 | 0 | 0 | 0 | 0 | 10 |
| PROBATION VIOLATIONS..... | 80 | 92 | 39 | 0 | 23 | 20 | 0 | 0 | 174 |
| MISTRIALS..... | 85 | 0 | 0 | 0 | 0 | 0 | 0 | 0 | 0 |
| APPEARANCE AFTER BENCH WARRANT ISSUED..... | 90 | 68 | 18 | 0 | 23 | 7 | 0 | 0 | 116 |
| SERVICE MADE/ARRAIGNMENT..... | 95 | 572 | 113 | 2 | 161 | 34 | 527 | 227 | 1692 |
| OTHER..... | 100 | 1 | 1 | 0 | 0 | 0 | 27 | 42 | 72 |
| SUBTOTAL (ADD LINES 70 THROUGH 100)..... | 110 | 735 | 179 | 2 | 207 | 61 | 554 | 269 | 2064 |
| TOTAL ACTIVE CASELOAD THIS YEAR (ADD LINES 60 AND 110)..... | 120 | 7060 | 1065 | 26 | 4388 | 700 | 1714 | 884 | 16125 |
| JUDICIAL DISPOSITIONS..... | | | | | | | | | |
| GUILTY PLEAS..... | 130 | 1335 | 500 | 2 | 619 | 353 | 0 | 0 | 2809 |
| TRIALS WITHOUT JURY..... | 140 | 21 | 5 | 0 | 27 | 14 | 21 | 14 | 215 |
| TRIALS BY JURY..... | 150 | 19 | 3 | 0 | 8 | 4 | 2 | 0 | 36 |
| DISMISSALS..... | 160 | 285 | 217 | 12 | 286 | 180 | 222 | 246 | 1529 |
| PELIMINARY EXAMS WAIVED..... | 170 | 2 | 59 | 0 | 0 | 0 | 0 | 0 | 61 |
| PELIMINARY EXAMS CONDUCTED..... | 175 | 6 | 58 | 0 | 0 | 0 | 0 | 0 | 64 |
| BENCH WARRANTS..... | 180 | 83 | 14 | 0 | 31 | 10 | 4 | 0 | 142 |
| NO PROGRESS..... | 185 | 0 | 0 | 0 | 0 | 0 | 0 | 2 | 2 |
| OTHER JUDICIAL DISPOSITIONS..... | 190 | 92 | 39 | 0 | 23 | 20 | 541 | 256 | 986 |
| SUBTOTAL (ADD LINES 130 THROUGH 190)..... | 200 | 1843 | 896 | 14 | 994 | 581 | 790 | 518 | 5844 |
| OTHER DISPOSITIONS..... | | | | | | | | | |
| MAGISTRATES..... | 210 | 30 | 0 | 0 | 293 | 0 | 0 | 0 | 323 |
| TRAFFIC BUREAU..... | 220 | 4377 | 0 | 0 | 2532 | 0 | 0 | 0 | 6909 |
| NON-SERVICE..... | 230 | 547 | 86 | 12 | 226 | 42 | 661 | 206 | 1843 |
| SUBTOTAL (ADD LINES 210 THROUGH 230)..... | 240 | 4954 | 86 | 12 | 3051 | 42 | 661 | 206 | 9075 |
| TOTAL DISPOSITIONS (ADD LINES 200 AND 240)..... | 250 | 6797 | 982 | 26 | 4045 | 623 | 1451 | 724 | 14919 |
| PENDING CASES AT THE END OF YEAR..... | | | | | | | | | |
| INACTIVE BENCH WARRANTS (LINES 10 - 90 + 180)..... | 260 | 105 | 15 | 1 | 37 | 12 | 4 | 0 | 174 |
| INACTIVE: NON-SERVICE (LINES 20 - 95 + 230)..... | 270 | 533 | 128 | 16 | 193 | 37 | 266 | 57 | 1241 |
| ACTIVE PENDING (SUBTRACT LINE 250 FROM LINE 120)..... | 280 | 263 | 83 | 0 | 343 | 77 | 263 | 160 | 1206 |
| TOTAL CASES PENDING AT END OF YEAR(LINES 260+270+280)..... | 290 | 901 | 226 | 17 | 573 | 126 | 533 | 217 | 2621 |
| CIVIL CASES PENDING OVER 1 YEAR..... | 300 | 0 | 0 | 0 | 0 | 0 | 61 | 5 | 66 |

REPORT OF DISTRICT CASELOAD

REGION 2

DISTRICT #67 - Div. 1

GENESEE COUNTY - FLUSHING

| ***** | | | | | | | | | |
|---|-----------------|-------|-----------|-------|-------|-----------|--------|-------|-------|
| | C R I M I N A L | | | | | C I V I L | | | T |
| | ***** | | | | | | | | |
| | STATE OFFENSE | STATE | ORDINANCE | | | | | | |
| | ***** | | | | | | | | |
| | NON | AND | NON | | | SMALL | MARY | | |
| | TRAF- | TRAF- | PARK- | TRAF- | TRAF- | CIVIL | CLAIMS | PROC. | |
| | FIC | FIC | ING | FIC | FIC | | | | |
| | ***** | | | | | | | | |
| ***** | | | | | | | | | |
| PENDING CASES AT THE BEGINNING OF THE YEAR..... | | | | | | | | | |
| INACTIVE BENCH WARRANTS..... | 10 | 92 | 41 | 0 | 50 | 10 | 3 | 0 | 196 |
| INACTIVE: NON-SERVICE..... | 20 | 685 | 40 | 0 | 228 | 16 | 142 | 9 | 1127 |
| TOTAL (ADD LINES 10 AND 20)..... | 30 | 777 | 81 | 0 | 278 | 26 | 145 | 7 | 1323 |
| ACTIVE PENDING..... | 40 | 696 | 75 | 0 | 587 | 13 | 75 | 32 | 1527 |
| NEW CASES FILED THIS YEAR..... | 50 | 8014 | 344 | 0 | 2447 | 167 | 385 | 239 | 12084 |
| SUBTOTAL ACTIVE..... | 60 | 8710 | 419 | 0 | 3034 | 180 | 460 | 271 | 13611 |
| RE-OPENED CASES..... | | | | | | | | | |
| REMANDS FROM HIGHER COURTS..... | 70 | 0 | 0 | 0 | 0 | 0 | 0 | 0 | 0 |
| PROBATION VIOLATIONS..... | 80 | 0 | 0 | 0 | 0 | 0 | 0 | 0 | 0 |
| MISTRIALS..... | 85 | 0 | 0 | 0 | 0 | 0 | 0 | 0 | 0 |
| APPEARANCE AFTER BENCH WARRANT ISSUED..... | 90 | 55 | 14 | 0 | 23 | 7 | 0 | 0 | 99 |
| SERVICE MADE/ARRAIGNMENT..... | 95 | 384 | 3 | 0 | 121 | 4 | 13 | 3 | 532 |
| OTHER..... | 100 | 50 | 30 | 0 | 10 | 3 | 91 | 27 | 213 |
| SUBTOTAL (ADD LINES 70 THROUGH 100)..... | 110 | 489 | 47 | 0 | 154 | 14 | 104 | 30 | 844 |
| TOTAL ACTIVE CASELOAD THIS YEAR (ADD LINES 60 AND 110)..... | 120 | 9199 | 466 | 0 | 3188 | 194 | 564 | 301 | 14455 |
| JUDICIAL DISPOSITIONS..... | | | | | | | | | |
| GUILTY PLEAS..... | 130 | 828 | 151 | 0 | 418 | 60 | 0 | 0 | 1457 |
| TRIALS WITHOUT JURY..... | 140 | 24 | 1 | 0 | 33 | 8 | 119 | 145 | 558 |
| TRIALS BY JURY..... | 150 | 0 | 0 | 0 | 0 | 0 | 0 | 0 | 0 |
| DISMISSALS..... | 160 | 452 | 149 | 0 | 119 | 52 | 80 | 74 | 1119 |
| PELIMINARY EXAMS WAIVED..... | 170 | 0 | 0 | 0 | 0 | 0 | 0 | 0 | 0 |
| PELIMINARY EXAMS CONDUCTED..... | 175 | 0 | 0 | 0 | 0 | 0 | 0 | 0 | 0 |
| BENCH WARRANTS..... | 180 | 110 | 27 | 0 | 76 | 16 | 5 | 0 | 234 |
| NO PROGRESS..... | 185 | 0 | 0 | 0 | 0 | 0 | 0 | 0 | 0 |
| OTHER JUDICIAL DISPOSITIONS..... | 190 | 604 | 33 | 0 | 245 | 40 | 189 | 70 | 1298 |
| SUBTOTAL (ADD LINES 130 THROUGH 190)..... | 200 | 2018 | 361 | 0 | 891 | 176 | 393 | 289 | 4666 |
| OTHER DISPOSITIONS..... | | | | | | | | | |
| MAGISTRATES..... | 210 | 5412 | 0 | 0 | 1365 | 0 | 0 | 0 | 6777 |
| TRAFFIC BUREAU..... | 220 | 0 | 0 | 0 | 0 | 0 | 0 | 0 | 0 |
| NON-SERVICE..... | 230 | 395 | 2 | 0 | 124 | 0 | 119 | 0 | 640 |
| SUBTOTAL (ADD LINES 210 THROUGH 230)..... | 240 | 5807 | 2 | 0 | 1489 | 0 | 119 | 0 | 7417 |
| TOTAL DISPOSITIONS (ADD LINES 200 AND 240)..... | 250 | 7825 | 363 | 0 | 2380 | 176 | 512 | 289 | 12083 |
| PENDING CASES AT THE END OF YEAR..... | | | | | | | | | |
| INACTIVE: BENCH WARRANTS (LINES 10 - 90 + 180)..... | 260 | 147 | 54 | 0 | 103 | 19 | 8 | 0 | 331 |
| INACTIVE: NON-SERVICE (LINES 20 - 95 + 230)..... | 270 | 696 | 39 | 0 | 231 | 12 | 248 | 6 | 1235 |
| ACTIVE PENDING (SUBTRACT LINE 250 FROM LINE 120)..... | 280 | 1374 | 103 | 0 | 808 | 18 | 52 | 12 | 2372 |
| TOTAL CASES PENDING AT END OF YEAR(LINES 260+270+280)..... | 290 | 2217 | 196 | 0 | 1142 | 49 | 308 | 18 | 3938 |
| CIVIL CASES PENDING OVER 1 YEAR..... | | | | | | | | | |
| | 300 | 0 | 0 | 0 | 0 | 0 | * | * | * |

*Not Reported

REPORT OF DISTRICT CASELOAD

REGION 2

DISTRICT #67 - Div. 2A

GENESEE COUNTY - DAVISON

| ***** | | | | | | | | | | |
|--|-----|------|-----|-----|------|-----|-----|-----|-----|------|
| * CRIMINAL * CIVIL * T * | | | | | | | | | | |
| * STATE OFFENSE * STATE * ORDINANCE * * * * O * | | | | | | | | | | |
| L ***** ORD. ***** * * SUM- * A * | | | | | | | | | | |
| I * * NON * AND * * NON * * SMALL * MARY * L * | | | | | | | | | | |
| N * TRAF- * TRAF- * PARK- * TRAF- * TRAF- * CIVIL * CLAIMS * PROC. * S * | | | | | | | | | | |
| E * FIC * FIC * ING * FIC * FIC * * * * * * * | | | | | | | | | | |
| ***** | | | | | | | | | | |
| PENDING CASES AT THE BEGINNING OF THE YEAR..... | | | | | | | | | | |
| INACTIVE BENCH WARRANTS..... | 10 | 14 | 8 | 0 | 16 | 5 | 0 | 0 | 0 | 43 |
| INACTIVE: NON-SERVICE..... | 20 | 122 | 27 | 0 | 37 | 27 | 30 | 17 | 4 | 264 |
| TOTAL (ADD LINES 10 AND 20)..... | 30 | 136 | 35 | 0 | 53 | 32 | 30 | 17 | 4 | 307 |
| ACTIVE PENDING..... | 40 | 87 | 13 | 0 | 41 | 18 | 35 | 20 | 0 | 214 |
| NEW CASES FILED THIS YEAR..... | 50 | 1411 | 292 | 237 | 1596 | 201 | 252 | 477 | 267 | 4733 |
| SUBTOTAL ACTIVE..... | 60 | 1498 | 305 | 237 | 1637 | 219 | 287 | 497 | 267 | 4947 |
| RE-OPENED CASES..... | | | | | | | | | | |
| REMANDS FROM HIGHER COURTS..... | 70 | 0 | 0 | 0 | 0 | 0 | 0 | 0 | 0 | 0 |
| PROBATION VIOLATIONS..... | 80 | 0 | 0 | 0 | 0 | 0 | 0 | 0 | 0 | 0 |
| MISTRIALS..... | 85 | 0 | 0 | 0 | 0 | 0 | 0 | 0 | 0 | 0 |
| APPEARANCE AFTER BENCH WARRANT ISSUED..... | 90 | 11 | 3 | 0 | 9 | 2 | 0 | 0 | 0 | 25 |
| SERVICE MADE/ARRAIGNMENT..... | 95 | 86 | 3 | 6 | 63 | 0 | 104 | 145 | 64 | 471 |
| OTHER..... | 100 | 1 | 11 | 0 | 0 | 3 | 1 | 0 | 0 | 16 |
| SUBTOTAL (ADD LINES 70 THROUGH 100)..... | 110 | 98 | 17 | 6 | 72 | 5 | 105 | 145 | 64 | 512 |
| TOTAL ACTIVE CASELOAD THIS YEAR (ADD LINES 60 AND 110)..... | 120 | 1596 | 322 | 243 | 1709 | 224 | 392 | 642 | 331 | 5459 |
| JUDICIAL DISPOSITIONS..... | | | | | | | | | | |
| GUILTY PLEAS..... | 130 | 170 | 42 | 6 | 283 | 69 | 0 | 0 | 0 | 570 |
| TRIALS WITHOUT JURY..... | 140 | 0 | 0 | 0 | 2 | 1 | 18 | 45 | 79 | 145 |
| TRIALS BY JURY..... | 150 | 0 | 0 | 0 | 0 | 0 | 0 | 0 | 0 | 0 |
| DISMISSALS..... | 160 | 59 | 58 | 0 | 40 | 58 | 68 | 162 | 85 | 530 |
| PELIMINARY EXAMS WAIVED..... | 170 | 0 | 0 | 0 | 0 | 0 | 0 | 0 | 0 | 0 |
| PELIMINARY EXAMS CONDUCTED..... | 175 | 0 | 0 | 0 | 0 | 0 | 0 | 0 | 0 | 0 |
| BENCH WARRANTS..... | 180 | 10 | 3 | 0 | 36 | 6 | 0 | 0 | 0 | 55 |
| NO PROGRESS..... | 185 | 0 | 0 | 0 | 0 | 0 | 0 | 0 | 0 | 0 |
| OTHER JUDICIAL DISPOSITIONS..... | 190 | 22 | 10 | 0 | 47 | 16 | 99 | 255 | 97 | 546 |
| SUBTOTAL (ADD LINES 130 THROUGH 190)..... | 200 | 261 | 113 | 6 | 408 | 150 | 185 | 462 | 261 | 1846 |
| OTHER DISPOSITIONS..... | | | | | | | | | | |
| MAGISTRATES..... | 210 | 1002 | 149 | 174 | 917 | 51 | 0 | 0 | 0 | 2293 |
| TRAFFIC BUREAU..... | 220 | 146 | 0 | 17 | 173 | 0 | 0 | 0 | 0 | 336 |
| NON-SERVICE..... | 230 | 116 | 20 | 18 | 91 | 16 | 153 | 164 | 66 | 644 |
| SUBTOTAL (ADD LINES 210 THROUGH 230)..... | 240 | 1264 | 169 | 209 | 1181 | 67 | 153 | 164 | 66 | 3273 |
| TOTAL DISPOSITIONS (ADD LINES 200 AND 240)..... | 250 | 1525 | 282 | 215 | 1589 | 217 | 338 | 626 | 327 | 5119 |
| PENDING CASES AT THE END OF YEAR..... | | | | | | | | | | |
| INACTIVE: BENCH WARRANTS (LINES 10 - 90 + 180)..... | 260 | 13 | 8 | 0 | 43 | 9 | 0 | 0 | 0 | 73 |
| INACTIVE: NON-SERVICE (LINES 20 - 95 + 230)..... | 270 | 152 | 44 | 12 | 65 | 43 | 79 | 36 | 6 | 437 |
| ACTIVE PENDING (SUBTRACT LINE 250 FROM LINE 120)..... | 280 | 71 | 40 | 28 | 120 | 7 | 54 | 16 | 4 | 340 |
| TOTAL CASES PENDING AT END OF YEAR(LINES 260+270+280)..... | 290 | 236 | 92 | 40 | 228 | 59 | 133 | 52 | 10 | 850 |
| CIVIL CASES PENDING OVER 1 YEAR..... | 300 | 0 | 0 | 0 | 0 | 0 | * | * | * | * |

*Not Reported

REPORT OF DISTRICT CASELOAD

REGION 2

DISTRICT #67 - Div. 3

GENESEE COUNTY - MT. MORRIS

| ***** | | | | | | | | | |
|---|------------------|---------|---------|-----------|-----------|-----------|------------------|-----------|-----------|
| * CRIMINAL * | | | | | * CIVIL * | | | * T * | |
| ***** | | | | | | | | | |
| * STATE OFFENSE * STATE * ORDINANCE * * * * * | | | | | | | | | |
| ***** | | | | | | | | | |
| L | * DRD. * * * * * | | | | * * * * * | | * SUM- * * * * * | | * A * |
| I | * NON | * AND | * NON | * * * * * | * CIVIL | * SMALL | * MARY | * * * * * | * L * |
| N | * TRAF- | * TRAF- | * PARK- | * TRAF- | * TRAF- | * * * * * | * CLAIMS* | * PROC. | * S * |
| E | * FIC | * FIC | * ING | * FIC | * FIC | * * * * * | * * * * * | * * * * * | * * * * * |
| ***** | | | | | | | | | |
| PENDING CASES AT THE BEGINNING OF THE YEAR..... | | | | | | | | | |
| INACTIVE: BENCH WARRANTS..... | 10 | 70 | 98 | 0 | 120 | 14 | 0 | 0 | 302 |
| INACTIVE: NON-SERVICE..... | 20 | 1143 | 292 | 0 | 564 | 66 | 63 | 19 | 2153 |
| TOTAL (ADD LINES 10 AND 20)..... | 30 | 1213 | 390 | 0 | 684 | 80 | 63 | 19 | 2455 |
| ACTIVE PENDING..... | 40 | 273 | 22 | 0 | 441 | 92 | 30 | 8 | 884 |
| NEW CASES FILED THIS YEAR..... | 50 | 6044 | 427 | 1646 | 6645 | 119 | 276 | 472 | 16335 |
| SUBTOTAL ACTIVE..... | 60 | 6317 | 449 | 1646 | 7086 | 211 | 306 | 480 | 17219 |
| RE-OPENED CASES..... | | | | | | | | | |
| REMANDS FROM HIGHER COURTS..... | 70 | 0 | 0 | 0 | 0 | 0 | 0 | 0 | 0 |
| PROBATION VIOLATIONS..... | 80 | 0 | 0 | 0 | 0 | 0 | 0 | 0 | 0 |
| MISTRIALS..... | 85 | 0 | 0 | 0 | 0 | 0 | 0 | 0 | 0 |
| APPEARANCE AFTER BENCH WARRANT ISSUED..... | 90 | 31 | 25 | 0 | 65 | 2 | 0 | 0 | 123 |
| SERVICE MADE/ARRAIGNMENT..... | 95 | 81 | 35 | 0 | 131 | 4 | 109 | 152 | 680 |
| OTHER..... | 100 | 24 | 22 | 0 | 23 | 2 | 47 | 7 | 131 |
| SUBTOTAL (ADD LINES 70 THROUGH 100)..... | 110 | 136 | 82 | 0 | 213 | 8 | 156 | 159 | 934 |
| TOTAL ACTIVE CASELOAD THIS YEAR (ADD LINES 60 AND 110)..... | 120 | 6453 | 531 | 1646 | 7305 | 219 | 462 | 639 | 18153 |
| JUDICIAL DISPOSITIONS..... | | | | | | | | | |
| GUILTY PLEAS..... | 130 | 170 | 57 | 0 | 260 | 20 | 0 | 0 | 507 |
| TRIALS WITHOUT JURY..... | 140 | 10 | 1 | 0 | 18 | 2 | 34 | 314 | 796 |
| TRIALS BY JURY..... | 150 | 0 | 0 | 0 | 0 | 0 | 0 | 0 | 1 |
| DISMISSALS..... | 160 | 319 | 150 | 2 | 317 | 60 | 56 | 130 | 1301 |
| PELIMINARY EXAMS WAIVED..... | 170 | 0 | 0 | 0 | 0 | 0 | 0 | 0 | 0 |
| PELIMINARY EXAMS CONDUCTED..... | 175 | 0 | 0 | 0 | 0 | 0 | 0 | 0 | 0 |
| BENCH WARRANTS..... | 180 | 34 | 8 | 0 | 57 | 2 | 0 | 0 | 101 |
| NO PROGRESS..... | 185 | 0 | 0 | 0 | 0 | 0 | 66 | 0 | 66 |
| OTHER JUDICIAL DISPOSITIONS..... | 190 | 120 | 51 | 0 | 222 | 25 | 58 | 21 | 502 |
| SUBTOTAL (ADD LINES 130 THROUGH 190)..... | 200 | 653 | 267 | 2 | 874 | 109 | 214 | 465 | 3274 |
| OTHER DISPOSITIONS..... | | | | | | | | | |
| MAGISTRATES..... | 210 | 3033 | 49 | 1300 | 5828 | 0 | 0 | 0 | 10210 |
| TRAFFIC BUREAU..... | 220 | 146 | 0 | 52 | 213 | 0 | 0 | 0 | 411 |
| NON-SERVICE..... | 230 | 184 | 25 | 2 | 349 | 7 | 153 | 168 | 1076 |
| SUBTOTAL (ADD LINES 210 THROUGH 230)..... | 240 | 3363 | 74 | 1354 | 6390 | 7 | 153 | 168 | 11697 |
| TOTAL DISPOSITIONS (ADD LINES 200 AND 240)..... | 250 | 4016 | 341 | 1356 | 7264 | 116 | 367 | 633 | 14971 |
| PENDING CASES AT THE END OF YEAR..... | | | | | | | | | |
| INACTIVE: BENCH WARRANTS (LINES 10 - 90 + 180)..... | 260 | 73 | 81 | 0 | 112 | 14 | 0 | 0 | 280 |
| INACTIVE: NON-SERVICE (LINES 20 - 95 + 230)..... | 270 | 1246 | 282 | 2 | 782 | 69 | 107 | 35 | 2549 |
| ACTIVE PENDING (SUBTRACT LINE 250 FROM LINE 120)..... | 280 | 2437 | 190 | 290 | 41 | 103 | 95 | 6 | 3182 |
| TOTAL CASES PENDING AT END OF YEAR(LINES 260+270+280)..... | 290 | 3756 | 553 | 292 | 935 | 186 | 202 | 41 | 6011 |
| CIVIL CASES PENDING OVER 1 YEAR..... | | | | | | | | | |
| | 300 | 0 | 0 | 0 | 0 | 0 | 2 | 0 | 2 |

REPORT OF DISTRICT CASELOAD

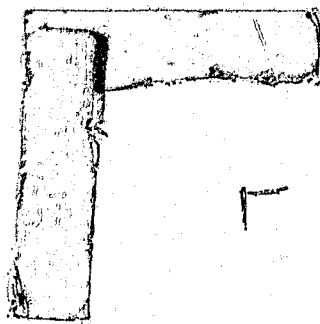
REGION 2

DISTRICT #67 - Div. 4A

GENESEE COUNTY - FENTON

| ***** | | | | | | | | | | |
|---|---------|---------|---------|---------|-----------|---------|-----------|---------|-------|------|
| * CRIMINAL * | | | | | * CIVIL * | | | * T * | | |
| ***** | | | | | | | | | | |
| * STATE OFFENSE * STATE * ORDINANCE * * * * * | | | | | | | | | | |
| L | ***** | | | | ORD. | ***** | | * SUM- | * A * | |
| I | * NON | * AND | * NON | * NON | * CIVIL | * SMALL | * MARY | * L * | * S * | |
| N | * TRAF- | * TRAF- | * PARK- | * TRAF- | * TRAF- | * CIVIL | * CLAIMS* | * PROC. | * S * | |
| E | * FIC | * FIC | * ING | * FIC | * FIC | * * * | * * * | * * * | * * * | |
| ***** | | | | | | | | | | |
| PENDING CASES AT THE BEGINNING OF THE YEAR..... | | | | | | | | | | |
| INACTIVE BENCH WARRANTS..... | 10 | 7 | 12 | 0 | 28 | 5 | 1 | 1 | 0 | 54 |
| INACTIVE: NON-SERVICE..... | 20 | 59 | 64 | 0 | 82 | 27 | 50 | 12 | 2 | 296 |
| TOTAL (ADD LINES 10 AND 20)..... | 30 | 66 | 76 | 0 | 110 | 32 | 51 | 13 | 2 | 350 |
| ACTIVE PENDING..... | 40 | 138 | 155 | 0 | 337 | 66 | 96 | 12 | 3 | 807 |
| NEW CASES FILED THIS YEAR..... | 50 | 1447 | 595 | 0 | 2963 | 312 | 375 | 247 | 150 | 6089 |
| SUBTOTAL ACTIVE..... | 60 | 1585 | 750 | 0 | 3300 | 378 | 471 | 259 | 153 | 6896 |
| RE-OPENED CASES..... | | | | | | | | | | |
| REMANDS FROM HIGHER COURTS..... | 70 | 0 | 0 | 0 | 0 | 0 | 1 | 0 | 0 | 1 |
| PROBATION VIOLATIONS..... | 80 | 0 | 0 | 0 | 0 | 0 | 0 | 0 | 0 | 0 |
| MISTRIALS..... | 85 | 0 | 0 | 0 | 0 | 0 | 0 | 0 | 0 | 0 |
| APPEARANCE AFTER BENCH WARRANT ISSUED..... | 90 | 5 | 6 | 0 | 23 | 9 | 0 | 0 | 0 | 43 |
| SERVICE MADE/ARRAIGNMENT..... | 95 | 79 | 66 | 0 | 200 | 68 | 183 | 69 | 21 | 686 |
| OTHER..... | 100 | 9 | 8 | 0 | 10 | 4 | 21 | 9 | 17 | 78 |
| SUBTOTAL (ADD LINES 70 THROUGH 100)..... | 110 | 93 | 80 | 0 | 233 | 81 | 205 | 78 | 38 | 808 |
| TOTAL ACTIVE CASELOAD THIS YEAR (ADD LINES 60 AND 110)..... | 120 | 1678 | 830 | 0 | 3533 | 459 | 676 | 337 | 191 | 7704 |
| JUDICIAL DISPOSITIONS..... | | | | | | | | | | |
| GUILTY PLEAS..... | 130 | 135 | 79 | 0 | 382 | 113 | 0 | 0 | 0 | 709 |
| TRIALS WITHOUT JURY..... | 140 | 1 | 2 | 0 | 5 | 0 | 9 | 72 | 78 | 167 |
| TRIALS BY JURY..... | 150 | 0 | 0 | 0 | 0 | 0 | 0 | 0 | 0 | 0 |
| DISMISSALS..... | 160 | 92 | 79 | 0 | 90 | 66 | 139 | 102 | 44 | 612 |
| PELIMINARY EXAMS WAIVED..... | 170 | 0 | 0 | 0 | 0 | 0 | 0 | 0 | 0 | 0 |
| PELIMINARY EXAMS CONDUCTED..... | 175 | 0 | 0 | 0 | 0 | 0 | 0 | 0 | 0 | 0 |
| BENCH WARRANTS..... | 180 | 10 | 5 | 0 | 28 | 13 | 0 | 0 | 0 | 56 |
| NO PROGRESS..... | 185 | 0 | 0 | 0 | 0 | 0 | 0 | 0 | 0 | 0 |
| OTHER JUDICIAL DISPOSITIONS..... | 190 | 71 | 16 | 0 | 128 | 31 | 162 | 72 | 40 | 520 |
| SUBTOTAL (ADD LINES 130 THROUGH 190)..... | 200 | 309 | 181 | 0 | 633 | 223 | 310 | 246 | 162 | 2064 |
| OTHER DISPOSITIONS..... | | | | | | | | | | |
| MAGISTRATES..... | 210 | 838 | 372 | 0 | 2091 | 67 | 0 | 0 | 0 | 3368 |
| TRAFFIC BUREAU..... | 220 | 129 | 0 | 0 | 203 | 0 | 0 | 0 | 0 | 332 |
| NON-SERVICE..... | 230 | 99 | 79 | 0 | 260 | 91 | 183 | 70 | 23 | 805 |
| SUBTOTAL (ADD LINES 210 THROUGH 230)..... | 240 | 1066 | 451 | 0 | 2554 | 158 | 183 | 70 | 23 | 4505 |
| TOTAL DISPOSITIONS (ADD LINES 200 AND 240)..... | 250 | 1375 | 632 | 0 | 3187 | 381 | 493 | 316 | 185 | 6569 |
| PENDING CASES AT THE END OF YEAR..... | | | | | | | | | | |
| INACTIVE: BENCH WARRANTS (LINES 10 - 90 + 180)..... | 260 | 12 | 11 | 0 | 33 | 9 | 1 | 1 | 0 | 67 |
| INACTIVE: NON-SERVICE (LINES 20 - 95 + 230)..... | 270 | 79 | 77 | 0 | 142 | 50 | 50 | 13 | 4 | 415 |
| ACTIVE PENDING (SUBTRACT LINE 250 FROM LINE 120)..... | 280 | 303 | 198 | 0 | 346 | 78 | 183 | 21 | 6 | 1135 |
| TOTAL CASES PENDING AT END OF YEAR (LINES 260+270+280)..... | 290 | 394 | 286 | 0 | 521 | 137 | 234 | 35 | 10 | 1617 |
| CIVIL CASES PENDING OVER 1 YEAR..... | 300 | 0 | 0 | 0 | 0 | 0 | * | * | * | * |

*Not Reported



CONTINUED

6 OF 9

REPORT OF DISTRICT CASELOAD

REGION 2

DISTRICT #67 - Div. 4B

GENESEE COUNTY - GRAND BLANC

| ***** | | | | | | | | | |
|---|-----------------|-------|-----------|-------|-------|-----------|--------|-------|-------|
| | C R I M I N A L | | | | | C I V I L | | | T |
| | ***** | | | | | | | | |
| | STATE OFFENSE | STATE | ORDINANCE | | | | SUM- | MARY | A |
| L | ***** | | | | | | | | |
| I | NON | AND | NON | | | SMALL | | | L |
| N | TRAF- | TRAF- | PARK- | TRAF- | TRAF- | CIVIL | CLAIMS | PROC. | S |
| E | FIC | FIC | ING | FIC | FIC | | | | |
| ***** | | | | | | | | | |
| PENDING CASES AT THE BEGINNING OF THE YEAR..... | | | | | | | | | |
| INACTIVE BENCH WARRANTS..... | 10 | 38 | 22 | 0 | 55 | 13 | 0 | 0 | 128 |
| INACTIVE: NON-SERVICE..... | 20 | 207 | 40 | 0 | 177 | 13 | 61 | 0 | 509 |
| TOTAL (ADD LINES 10 AND 20)..... | 30 | 245 | 62 | 0 | 232 | 26 | 61 | 0 | 637 |
| ACTIVE PENDING..... | 40 | 474 | 21 | 0 | 284 | 1 | 39 | 5 | 825 |
| NEW CASES FILED THIS YEAR..... | 50 | 3802 | 86 | 0 | 5901 | 150 | 246 | 164 | 10783 |
| SUBTOTAL ACTIVE..... | 60 | 4276 | 107 | 0 | 6185 | 151 | 285 | 169 | 11608 |
| RE-OPENED CASES..... | | | | | | | | | |
| REMANDS FROM HIGHER COURTS..... | 70 | 0 | 0 | 0 | 0 | 0 | 0 | 0 | 0 |
| PROBATION VIOLATIONS..... | 80 | 0 | 0 | 0 | 0 | 0 | 0 | 0 | 0 |
| MISTRIALS..... | 85 | 0 | 0 | 0 | 0 | 0 | 0 | 0 | 0 |
| APPEARANCE AFTER BENCH WARRANT ISSUED..... | 90 | 28 | 7 | 0 | 39 | 9 | 0 | 0 | 83 |
| SERVICE MADE/ARRAIGNMENT..... | 95 | 240 | 3 | 0 | 370 | 1 | 54 | 37 | 747 |
| OTHER..... | 100 | 15 | 0 | 0 | 20 | 3 | 3 | 0 | 50 |
| SUBTOTAL (ADD LINES 70 THROUGH 100)..... | 110 | 283 | 10 | 0 | 429 | 13 | 57 | 37 | 880 |
| TOTAL ACTIVE CASELOAD THIS YEAR (ADD LINES 60 AND 110)..... | 120 | 4559 | 117 | 0 | 6614 | 164 | 342 | 206 | 12488 |
| JUDICIAL DISPOSITIONS..... | | | | | | | | | |
| GUILTY PLEAS..... | 130 | 106 | 29 | 0 | 252 | 56 | 0 | 0 | 443 |
| TRIALS WITHOUT JURY..... | 140 | 4 | 0 | 0 | 27 | 0 | 6 | 32 | 132 |
| TRIALS BY JURY..... | 150 | 0 | 0 | 0 | 0 | 0 | 0 | 0 | 0 |
| DISMISSALS..... | 160 | 475 | 45 | 0 | 1695 | 63 | 106 | 77 | 2665 |
| PELIMINARY EXAMS WAIVED..... | 170 | 0 | 0 | 0 | 0 | 0 | 0 | 0 | 0 |
| PELIMINARY EXAMS CONDUCTED..... | 175 | 0 | 0 | 0 | 0 | 0 | 0 | 0 | 0 |
| BENCH WARRANTS..... | 180 | 43 | 3 | 0 | 48 | 1 | 0 | 0 | 95 |
| NO PROGRESS..... | 185 | 0 | 0 | 0 | 0 | 0 | 0 | 0 | 0 |
| OTHER JUDICIAL DISPOSITIONS..... | 190 | 85 | 20 | 0 | 108 | 19 | 68 | 33 | 500 |
| SUBTOTAL (ADD LINES 130 THROUGH 190)..... | 200 | 713 | 97 | 0 | 2130 | 139 | 180 | 142 | 3835 |
| OTHER DISPOSITIONS..... | | | | | | | | | |
| MAGISTRATES..... | 210 | 2600 | 14 | 0 | 3261 | 22 | 0 | 0 | 5897 |
| TRAFFIC BUREAU..... | 220 | 358 | 0 | 0 | 654 | 0 | 0 | 0 | 1012 |
| NON-SERVICE..... | 230 | 293 | 4 | 0 | 379 | 3 | 135 | 45 | 898 |
| SUBTOTAL (ADD LINES 210 THROUGH 230)..... | 240 | 3251 | 18 | 0 | 4294 | 25 | 135 | 45 | 7807 |
| TOTAL DISPOSITIONS (ADD LINES 200 AND 240)..... | 250 | 3964 | 115 | 0 | 6424 | 164 | 315 | 187 | 11642 |
| PENDING CASES AT THE END OF YEAR..... | | | | | | | | | |
| INACTIVE: BENCH WARRANTS (LINES 10 - 90 + 180)..... | 260 | 53 | 18 | 0 | 64 | 5 | 0 | 0 | 140 |
| INACTIVE: NON-SERVICE (LINES 20 - 95 + 230)..... | 270 | 260 | 41 | 0 | 186 | 15 | 142 | 8 | 660 |
| ACTIVE PENDING (SUBTRACT LINE 250 FROM LINE 120)..... | 280 | 595 | 2 | 0 | 190 | 0 | 27 | 19 | 846 |
| TOTAL CASES PENDING AT END OF YEAR(LINES 260+270+280)..... | 290 | 908 | 61 | 0 | 440 | 20 | 169 | 27 | 1646 |
| CIVIL CASES PENDING OVER 1 YEAR..... | 300 | 0 | 0 | 0 | 0 | 0 | * | * | * |

*Not Reported

REPORT OF DISTRICT CASELOAD

REGION 2

DISTRICT #67 - Div. 5

GENESEE COUNTY - CENTRAL
(Burton)

| ***** | | | | | | | | | | |
|---|--|---|-----------|-----------|---------------|-----------|-----------|-----------------|----|------|
| * C R I M I N A L * | | | | | * C I V I L * | | | * T * | | |
| ***** | | | | | | | | | | |
| * STATE OFFENSE * STATE * ORDINANCE * | | | | | * * * * * | | | * T * | | |
| ***** | | | | | | | | | | |
| L | * * * * * ORD. * * * * * | | | | * * * * * | | | * S U M - * A * | | |
| I | * * * * * | * * * * * | * * * * * | * * * * * | * * * * * | * * * * * | * * * * * | * M A R Y * L * | | |
| N | * T R A F - * T R A F - * P A R K - * T R A F - * T R A F - * C I V I L * S M A L L * M A R Y * P R O C. * S * | * F I C * F I C * I N G * F I C * F I C * * * * * | * * * * * | | | * * * * * | | * * * * * | | |
| E | ***** | | | | | | | | | |
| PENDING CASES AT THE BEGINNING OF THE YEAR..... | | | | | | | | | | |
| INACTIVE BENCH WARRANTS..... | 10 | 95 | 157 | 0 | 70 | 16 | 0 | 0 | 0 | 338 |
| INACTIVE: NON-SERVICE..... | 20 | 19 | 538 | 0 | 3 | 1 | 0 | 0 | 0 | 561 |
| TOTAL (ADD LINES 10 AND 20)..... | 30 | 114 | 695 | 0 | 73 | 17 | 0 | 0 | 0 | 899 |
| ACTIVE PENDING..... | 40 | 32 | 175 | 0 | 125 | 13 | 29 | 1 | 12 | 387 |
| NEW CASES FILED THIS YEAR..... | 50 | 184 | 1136 | 0 | 4 | 1 | 1 | 0 | 0 | 1326 |
| SUBTOTAL ACTIVE..... | 60 | 216 | 1311 | 0 | 129 | 14 | 30 | 1 | 12 | 1713 |
| RE-OPENED CASES..... | | | | | | | | | | |
| REMANDS FROM HIGHER COURTS..... | 70 | 0 | 34 | 0 | 0 | 0 | 0 | 0 | 0 | 34 |
| PROBATION VIOLATIONS..... | 80 | 0 | 0 | 0 | 0 | 0 | 0 | 0 | 0 | 0 |
| MISTRIALS..... | 85 | 0 | 0 | 0 | 0 | 0 | 0 | 0 | 0 | 0 |
| APPEARANCE AFTER BENCH WARRANT ISSUED..... | 90 | 61 | 48 | 0 | 41 | 9 | 0 | 0 | 0 | 159 |
| SERVICE MADE/ARRAIGNMENT..... | 95 | 0 | 113 | 0 | 0 | 0 | 0 | 0 | 0 | 113 |
| OTHER..... | 100 | 461 | 139 | 0 | 574 | 185 | 67 | 5 | 18 | 1449 |
| SUBTOTAL (ADD LINES 70 THROUGH 100)..... | 110 | 522 | 334 | 0 | 615 | 194 | 67 | 5 | 18 | 1755 |
| TOTAL ACTIVE CASELOAD THIS YEAR (ADD LINES 60 AND 110)..... | 120 | 738 | 1645 | 0 | 744 | 208 | 97 | 6 | 30 | 3468 |
| JUDICIAL DISPOSITIONS..... | | | | | | | | | | |
| GUILTY PLEAS..... | 130 | 265 | 462 | 0 | 382 | 43 | 0 | 0 | 0 | 1152 |
| TRIALS WITHOUT JURY..... | 140 | 0 | 0 | 0 | 0 | 0 | 3 | 0 | 5 | 8 |
| TRIALS BY JURY..... | 150 | 6 | 14 | 0 | 15 | 2 | 10 | 0 | 0 | 47 |
| DISMISSALS..... | 160 | 98 | 380 | 0 | 103 | 58 | 24 | 1 | 6 | 670 |
| PELIMINARY EXAMS WAIVED..... | 170 | 0 | 105 | 0 | 0 | 0 | 0 | 0 | 0 | 105 |
| PELIMINARY EXAMS CONDUCTED..... | 175 | 0 | 74 | 0 | 0 | 0 | 0 | 0 | 0 | 74 |
| BENCH WARRANTS..... | 180 | 73 | 74 | 0 | 65 | 7 | 0 | 0 | 0 | 219 |
| NO PROGRESS..... | 185 | 0 | 0 | 0 | 0 | 0 | 0 | 0 | 0 | 0 |
| OTHER JUDICIAL DISPOSITIONS..... | 190 | 165 | 193 | 0 | 90 | 26 | 15 | 5 | 15 | 509 |
| SUBTOTAL (ADD LINES 130 THROUGH 190)..... | 200 | 607 | 1302 | 0 | 655 | 136 | 52 | 6 | 26 | 2784 |
| OTHER DISPOSITIONS..... | | | | | | | | | | |
| MAGISTRATES..... | 210 | 0 | 0 | 0 | 0 | 0 | 0 | 0 | 0 | 0 |
| TRAFFIC BUREAU..... | 220 | 0 | 0 | 0 | 0 | 0 | 0 | 0 | 0 | 0 |
| NON-SERVICE..... | 230 | 9 | 329 | 0 | 0 | 0 | 0 | 0 | 0 | 338 |
| SUBTOTAL (ADD LINES 210 THROUGH 230)..... | 240 | 9 | 329 | 0 | 0 | 0 | 0 | 0 | 0 | 338 |
| TOTAL DISPOSITIONS (ADD LINES 200 AND 240)..... | 250 | 616 | 1631 | 0 | 655 | 136 | 52 | 6 | 26 | 3122 |
| PENDING CASES AT THE END OF YEAR..... | | | | | | | | | | |
| INACTIVE: BENCH WARRANTS (LINES 10 - 90 + 180)..... | 260 | 107 | 183 | 0 | 94 | 14 | 0 | 0 | 0 | 398 |
| INACTIVE: NON-SERVICE (LINES 20 - 95 + 230)..... | 270 | 28 | 754 | 0 | 3 | 1 | 0 | 0 | 0 | 786 |
| ACTIVE PENDING (SUBTRACT LINE 250 FROM LINE 120)..... | 280 | 122 | 14 | 0 | 89 | 72 | 45 | 0 | 4 | 346 |
| TOTAL CASES PENDING AT END OF YEAR (LINES 260+270+280)..... | 290 | 257 | 951 | 0 | 186 | 87 | 45 | 0 | 4 | 1530 |
| CIVIL CASES PENDING OVER 1 YEAR..... | 300 | 0 | 0 | 0 | 0 | 0 | 8 | 0 | 0 | 8 |

REPORT OF DISTRICT CASELOAD

REGION 2

DISTRICT #67

COURT SUMMARY

| ***** | | | | | | | | | | |
|--|-----|-------|------|------|-------|------|------|------|------|-------|
| * C R I M I N A L * C I V I L * T * | | | | | | | | | | |
| * STATE OFFENSE * STATE * ORDINANCE * * * * * O * | | | | | | | | | | |
| L ***** ORD. ***** * * * * * T * | | | | | | | | | | |
| I * * * * * NON * AND * * * * * NON * * * * * S * | | | | | | | | | | |
| N * TRAF- * TRAF- * PARK- * TRAF- * TRAF- * CIVIL * SMALL * MARY * * * * * L * | | | | | | | | | | |
| E * FIC * FIC * ING * FIC * FIC * * CLAIMS * PROC. * * * * * S * | | | | | | | | | | |
| ***** | | | | | | | | | | |
| PENDING CASES AT THE BEGINNING OF THE YEAR..... | | | | | | | | | | |
| INACTIVE BENCH WARRANTS..... | 10 | 345 | 370 | 0 | 388 | 73 | 6 | 1 | 0 | 1183 |
| INACTIVE: NON-SERVICE..... | 20 | 2318 | 1046 | 0 | 1385 | 163 | 374 | 67 | 39 | 5392 |
| TOTAL (ADD LINES 10 AND 20)..... | 30 | 2663 | 1416 | 0 | 1773 | 236 | 380 | 68 | 39 | 6575 |
| ACTIVE PENDING..... | 40 | 1787 | 501 | 0 | 2268 | 251 | 343 | 80 | 85 | 5315 |
| NEW CASES FILED THIS YEAR..... | 50 | 23463 | 2947 | 2992 | 22803 | 1082 | 1772 | 1927 | 2431 | 59417 |
| SUBTOTAL ACTIVE..... | 60 | 25250 | 3448 | 2992 | 25071 | 1333 | 2115 | 2007 | 2516 | 64732 |
| RE-OPENED CASES..... | | | | | | | | | | |
| REMANDS FROM HIGHER COURTS..... | 70 | 0 | 34 | 0 | 0 | 0 | 1 | 0 | 0 | 35 |
| PROBATION VIOLATIONS..... | 80 | 0 | 0 | 0 | 0 | 0 | 0 | 0 | 0 | 0 |
| MISTRIALS..... | 85 | 0 | 0 | 0 | 0 | 0 | 0 | 0 | 0 | 0 |
| APPEARANCE AFTER BENCH WARRANT ISSUED..... | 90 | 209 | 105 | 0 | 251 | 48 | 2 | 0 | 0 | 615 |
| SERVICE MADE/ARRAIGNMENT..... | 95 | 925 | 227 | 6 | 1172 | 80 | 526 | 504 | 355 | 3795 |
| OTHER..... | 100 | 584 | 278 | 0 | 659 | 210 | 245 | 86 | 60 | 2122 |
| SUBTOTAL (ADD LINES 70 THROUGH 100)..... | 110 | 1718 | 644 | 6 | 2082 | 338 | 774 | 590 | 415 | 6567 |
| TOTAL ACTIVE CASELOAD THIS YEAR (ADD LINES 60 AND 110)..... | 120 | 26968 | 4092 | 2998 | 27153 | 1671 | 2889 | 2597 | 2931 | 71299 |
| JUDICIAL DISPOSITIONS..... | | | | | | | | | | |
| GUILTY PLEAS..... | 130 | 1842 | 888 | 6 | 2634 | 427 | 0 | 0 | 0 | 5797 |
| TRIALS WITHOUT JURY..... | 140 | 39 | 8 | 0 | 90 | 11 | 240 | 815 | 1102 | 2306 |
| TRIALS BY JURY..... | 150 | 6 | 14 | 0 | 15 | 2 | 10 | 0 | 1 | 48 |
| DISMISSALS..... | 160 | 1660 | 911 | 2 | 2479 | 451 | 513 | 649 | 959 | 7624 |
| PELIMINARY EXAMS WAIVED..... | 170 | 0 | 105 | 0 | 0 | 0 | 0 | 0 | 0 | 105 |
| PELIMINARY EXAMS CONDUCTED..... | 175 | 0 | 74 | 0 | 0 | 0 | 0 | 0 | 0 | 74 |
| BENCH WARRANTS..... | 180 | 296 | 122 | 0 | 365 | 55 | 8 | 1 | 0 | 847 |
| NO PROGRESS..... | 185 | 0 | 0 | 0 | 0 | 0 | 66 | 0 | 0 | 66 |
| OTHER JUDICIAL DISPOSITIONS..... | 190 | 1089 | 342 | 0 | 904 | 170 | 708 | 506 | 447 | 4166 |
| SUBTOTAL (ADD LINES 130 THROUGH 190)..... | 200 | 4932 | 2464 | 8 | 6487 | 1116 | 1545 | 1972 | 2509 | 21033 |
| OTHER DISPOSITIONS..... | | | | | | | | | | |
| MAGISTRATES..... | 210 | 14714 | 584 | 2310 | 15910 | 142 | 0 | 0 | 0 | 33660 |
| TRAFFIC BUREAU..... | 220 | 779 | 0 | 69 | 1243 | 0 | 0 | 0 | 0 | 2091 |
| NON-SERVICE..... | 230 | 1163 | 464 | 20 | 1460 | 122 | 826 | 544 | 369 | 4968 |
| SUBTOTAL (ADD LINES 210 THROUGH 230)..... | 240 | 16656 | 1048 | 2399 | 18613 | 264 | 826 | 544 | 369 | 40719 |
| TOTAL DISPOSITIONS (ADD LINES 200 AND 240)..... | 250 | 21588 | 3512 | 2407 | 25100 | 1380 | 2371 | 2516 | 2878 | 61752 |
| PENDING CASES AT THE END OF YEAR..... | | | | | | | | | | |
| INACTIVE: BENCH WARRANTS (LINES 10 - 90 + 180)..... | 260 | 432 | 387 | 0 | 502 | 80 | 12 | 2 | 0 | 1415 |
| INACTIVE: NON-SERVICE (LINES 20 - 95 + 230)..... | 270 | 2556 | 1283 | 14 | 1673 | 205 | 674 | 107 | 53 | 6565 |
| ACTIVE PENDING (SUBTRACT LINE 250 FROM LINE 120)..... | 280 | 5380 | 580 | 591 | 2053 | 291 | 518 | 81 | 53 | 9547 |
| TOTAL CASES PENDING AT END OF YEAR (LINES 260+270+280)..... | 290 | 8368 | 2250 | 605 | 4228 | 576 | 1204 | 190 | 106 | 17527 |
| CIVIL CASES PENDING OVER 1 YEAR..... | 300 | 0 | 0 | 0 | 0 | 0 | 10 | 0 | 0 | 10 |

REPORT OF DISTRICT CASELOAD

REGION 2

DISTRICT #68

CITY OF FLINT

| ***** | | | | | | | | | |
|---|---------------|---------------|---------------|---------------|------------------|-----------|-----------|-----------|-----------|
| * CRIMINAL * | | | | | * CIVIL * | | | | * T * |
| ***** | | | | | | | | | |
| * STATE OFFENSE * | * STATE * | * ORDINANCE * | * * * * * | * * * * * | * * * * * | * * * * * | * * * * * | * * * * * | * * * * * |
| L * * * * * | I * * * * * | N * * * * * | E * * * * * | * * * * * | * * * * * | * * * * * | * * * * * | * * * * * | * * * * * |
| * TRAF- * FIC | * TRAF- * FIC | * PARK- * ING | * TRAF- * FIC | * TRAF- * FIC | * CIVIL * CLAIMS | * * * * * | * * * * * | * * * * * | * * * * * |
| ***** | | | | | | | | | |
| PENDING CASES AT THE BEGINNING OF THE YEAR..... | | | | | | | | | |
| INACTIVE BENCH WARRANTS..... | 10 | 5 | 88 | 61 | 1029 | 458 | 2 | 0 | 1643 |
| INACTIVE: NON-SERVICE..... | 20 | 1 | 0 | 7567 | 8445 | 264 | 64 | 74 | 16440 |
| TOTAL (ADD LINES 10 AND 20)..... | 30 | 6 | 88 | 7628 | 9474 | 722 | 66 | 74 | 18083 |
| ACTIVE PENDING..... | 40 | 9 | 158 | 9203 | 3961 | 904 | 3440 | 699 | 19482 |
| NEW CASES FILED THIS YEAR..... | 50 | 1073 | 1294 | 54104 | 58683 | 3323 | 11221 | 1729 | 136722 |
| SUBTOTAL ACTIVE..... | 60 | 1082 | 1452 | 63307 | 62644 | 4227 | 14661 | 2428 | 156204 |
| RE-OPENED CASES..... | | | | | | | | | |
| REMANDS FROM HIGHER COURTS..... | 70 | 0 | 42 | 0 | 0 | 0 | 16 | 0 | 58 |
| PROBATION VIOLATIONS..... | 80 | 0 | 0 | 0 | 0 | 0 | 0 | 0 | 0 |
| MISTRIALS..... | 85 | 0 | 6 | 0 | 0 | 0 | 2 | 0 | 8 |
| APPEARANCE AFTER BENCH WARRANT ISSUED..... | 90 | 17 | 76 | 80 | 699 | 267 | 0 | 0 | 1139 |
| SERVICE MADE/ARRAIGNMENT..... | 95 | 77 | 10 | 2705 | 6828 | 172 | 4874 | 711 | 17611 |
| OTHER..... | 100 | 20 | 0 | 0 | 0 | 0 | 2846 | 550 | 4185 |
| SUBTOTAL (ADD LINES 70 THROUGH 100)..... | 110 | 114 | 134 | 2785 | 7527 | 439 | 7738 | 1261 | 23001 |
| TOTAL ACTIVE CASELOAD THIS YEAR (ADD LINES 60 AND 110)..... | 120 | 1196 | 1586 | 66092 | 70171 | 4666 | 22399 | 3689 | 179205 |
| JUDICIAL DISPOSITIONS..... | | | | | | | | | |
| GUILTY PLEAS..... | 130 | 658 | 455 | 832 | 11283 | 2456 | 0 | 0 | 15684 |
| TRIALS WITHOUT JURY..... | 140 | 5 | 103 | 4 | 178 | 14 | 102 | 224 | 4234 |
| TRIALS BY JURY..... | 150 | 4 | 3 | 0 | 30 | 5 | 12 | 0 | 57 |
| DISMISSALS..... | 160 | 207 | 379 | 4092 | 4639 | 524 | 2714 | 177 | 13274 |
| PELIMINARY EXAMS WAIVED..... | 170 | 0 | 100 | 0 | 0 | 0 | 0 | 0 | 100 |
| PELIMINARY EXAMS CONDUCTED..... | 175 | 0 | 185 | 0 | 0 | 0 | 0 | 0 | 185 |
| BENCH WARRANTS..... | 180 | 18 | 115 | 24 | 732 | 364 | 0 | 0 | 1253 |
| NO PROGRESS..... | 185 | 0 | 0 | 0 | 0 | 0 | 191 | 112 | 512 |
| OTHER JUDICIAL DISPOSITIONS..... | 190 | 13 | 7 | 7 | 1629 | 4 | 6688 | 561 | 8921 |
| SUBTOTAL (ADD LINES 130 THROUGH 190)..... | 200 | 905 | 1347 | 4959 | 18491 | 3367 | 9707 | 1074 | 44220 |
| OTHER DISPOSITIONS..... | | | | | | | | | |
| MAGISTRATES..... | 210 | 0 | 0 | 0 | 0 | 0 | 0 | 0 | 0 |
| TRAFFIC BUREAU..... | 220 | 0 | 0 | 41321 | 38618 | 0 | 0 | 0 | 79939 |
| NON-SERVICE..... | 230 | 80 | 20 | 357 | 7357 | 173 | 4966 | 677 | 15856 |
| SUBTOTAL (ADD LINES 210 THROUGH 230)..... | 240 | 80 | 20 | 41678 | 45975 | 173 | 4966 | 677 | 95795 |
| TOTAL DISPOSITIONS (ADD LINES 200 AND 240)..... | 250 | 985 | 1367 | 46637 | 64466 | 3540 | 14673 | 1751 | 140015 |
| PENDING CASES AT THE END OF YEAR..... | | | | | | | | | |
| INACTIVE: BENCH WARRANTS (LINES 10 - 90 + 180)..... | 260 | 6 | 127 | 5 | 1062 | 555 | 2 | 0 | 1757 |
| INACTIVE: NON-SERVICE (LINES 20 - 95 + 230)..... | 270 | 4 | 10 | 5219 | 8974 | 265 | 156 | 40 | 14685 |
| ACTIVE PENDING (SUBTRACT LINE 250 FROM LINE 120)..... | 280 | 211 | 219 | 19455 | 5705 | 1126 | 7726 | 1938 | 39190 |
| TOTAL CASES PENDING AT END OF YEAR(LINES 260+270+280)..... | 290 | 221 | 356 | 24679 | 15741 | 1946 | 7884 | 1978 | 55632 |
| CIVIL CASES PENDING OVER 1 YEAR..... | | | | | | | | | |
| CIVIL CASES PENDING OVER 1 YEAR..... | 300 | 0 | 0 | 0 | 0 | 0 | 787 | 0 | 787 |

REPORT OF DISTRICT CASELOAD

REGION 2

DISTRICT #71A

LAPEER COUNTY

| ***** | | | | | | | | | |
|---|-------------------|----------------|--------------|--------------|---------------|-----------|------------------|--------------------|---------------|
| * C R I M I N A L * | | | | | * C I V I L * | | | | * T * |
| ***** | | | | | | | | | |
| L | * STATE OFFENSE * | * STATE ORD. * | * PARK-ING * | * TRAF-FIC * | * TRAF-FIC * | * CIVIL * | * SMALL CLAIMS * | * SUM-MARY PROC. * | * T O T A L * |
| ***** | | | | | | | | | |
| ***** | | | | | | | | | |
| PENDING CASES AT THE BEGINNING OF THE YEAR..... | | | | | | | | | |
| INACTIVE BENCH WARRANTS..... | 10 | 33 | 37 | 1 | 17 | 5 | 0 | 0 | 93 |
| INACTIVE: NON-SERVICE..... | 20 | 444 | 90 | 30 | 80 | 10 | 36 | 173 | 869 |
| TOTAL (ADD LINES 10 AND 20)..... | 30 | 477 | 127 | 31 | 97 | 15 | 36 | 173 | 962 |
| ACTIVE PENDING..... | 40 | 909 | 296 | 16 | 43 | 30 | 458 | 273 | 2102 |
| NEW CASES FILED THIS YEAR..... | 50 | 11741 | 3853 | 174 | 1913 | 229 | 880 | 430 | 19397 |
| SUBTOTAL ACTIVE..... | 60 | 12650 | 4149 | 190 | 1956 | 259 | 1338 | 703 | 21499 |
| RE-OPENED CASES..... | | | | | | | | | |
| REMANDS FROM HIGHER COURTS..... | 70 | 0 | 5 | 0 | 0 | 0 | 0 | 0 | 5 |
| PROBATION VIOLATIONS..... | 80 | 4 | 0 | 0 | 0 | 0 | 0 | 0 | 4 |
| MISTRIALS..... | 85 | 0 | 0 | 0 | 0 | 0 | 0 | 0 | 0 |
| APPEARANCE AFTER BENCH WARRANT ISSUED..... | 90 | 41 | 67 | 1 | 4 | 3 | 0 | 0 | 116 |
| SERVICE MADE/ARRAIGNMENT..... | 95 | 67 | 109 | 4 | 14 | 0 | 207 | 159 | 601 |
| OTHER..... | 100 | 0 | 0 | 0 | 0 | 0 | 4 | 0 | 4 |
| SUBTOTAL (ADD LINES 70 THROUGH 100)..... | 110 | 112 | 181 | 5 | 18 | 3 | 211 | 159 | 730 |
| TOTAL ACTIVE CASELOAD THIS YEAR (ADD LINES 60 AND 110)..... | 120 | 12762 | 4330 | 195 | 1974 | 262 | 1549 | 862 | 22229 |
| JUDICIAL DISPOSITIONS..... | | | | | | | | | |
| GUILTY PLEAS..... | 130 | 1174 | 503 | 0 | 179 | 89 | 0 | 0 | 1945 |
| TRIALS WITHOUT JURY..... | 140 | 54 | 23 | 0 | 23 | 6 | 50 | 170 | 409 |
| TRIALS BY JURY..... | 150 | 13 | 11 | 0 | 6 | 1 | 7 | 0 | 40 |
| DISMISSALS..... | 160 | 325 | 530 | 20 | 30 | 25 | 161 | 164 | 1292 |
| PELIMINARY EXAMS WAIVED..... | 170 | 0 | 85 | 0 | 0 | 0 | 0 | 0 | 85 |
| PELIMINARY EXAMS CONDUCTED..... | 175 | 4 | 101 | 0 | 0 | 0 | 0 | 0 | 105 |
| BENCH WARRANTS..... | 180 | 22 | 67 | 0 | 6 | 3 | 0 | 0 | 98 |
| NO PROGRESS..... | 185 | 0 | 0 | 0 | 0 | 0 | 37 | 0 | 38 |
| OTHER JUDICIAL DISPOSITIONS..... | 190 | 0 | 0 | 0 | 0 | 0 | 341 | 2 | 355 |
| SUBTOTAL (ADD LINES 130 THROUGH 190)..... | 200 | 1592 | 1320 | 20 | 244 | 124 | 596 | 336 | 4367 |
| OTHER DISPOSITIONS..... | | | | | | | | | |
| MAGISTRATES..... | 210 | 9016 | 2063 | 137 | 1539 | 103 | 0 | 0 | 12858 |
| TRAFFIC BUREAU..... | 220 | 0 | 0 | 0 | 0 | 0 | 0 | 0 | 0 |
| NON-SERVICE..... | 230 | 119 | 96 | 29 | 15 | 1 | 437 | 153 | 887 |
| SUBTOTAL (ADD LINES 210 THROUGH 230)..... | 240 | 9135 | 2159 | 166 | 1554 | 104 | 437 | 153 | 13745 |
| TOTAL DISPOSITIONS (ADD LINES 200 AND 240)..... | 250 | 10727 | 3479 | 186 | 1798 | 228 | 1033 | 489 | 18112 |
| PENDING CASES AT THE END OF YEAR..... | | | | | | | | | |
| INACTIVE: BENCH WARRANTS (LINES 10 - 90 + 180)..... | 260 | 14 | 37 | 0 | 19 | 5 | 0 | 0 | 75 |
| INACTIVE: NON-SERVICE (LINES 20 - 95 + 230)..... | 270 | 496 | 77 | 55 | 81 | 11 | 266 | 167 | 1155 |
| ACTIVE PENDING (SUBTRACT LINE 250 FROM LINE 120)..... | 280 | 2035 | 851 | 9 | 176 | 34 | 516 | 373 | 4117 |
| TOTAL CASES PENDING AT END OF YEAR(LINES 260+270+280)..... | 290 | 2545 | 965 | 64 | 276 | 50 | 782 | 540 | 5347 |
| CIVIL CASES PENDING OVER 1 YEAR..... | | | | | | | | | |
| | 300 | 0 | 0 | 0 | 0 | 0 | 64 | 10 | 74 |

REPORT OF DISTRICT CASELOAD

REGION 2

DISTRICT #71B

TUSCOLA COUNTY

| ***** | | | | | | | | | | |
|--|-----|------|------|---|------------------|-----|-----|-----------|-----|-------|
| * CRIMINAL * | | | | | * CIVIL * | | | * T * | | |
| * STATE OFFENSE * STATE * ORDINANCE * | | | | | * * * * * | | | * D * | | |
| L ***** ORD. ***** | | | | | * * * * * | | | * T * | | |
| I * * NON * AND * NON * | | | | | * SMALL * MARY * | | | * A * | | |
| N * TRAF- * TRAF- * PARK- * TRAF- * TRAF- * CIVIL * CLAIMS * PROC. * | | | | | * * * * * | | | * S * | | |
| E * FIC * FIC * ING * FIC * FIC * | | | | | * * * * * | | | * * * * * | | |
| ***** | | | | | | | | | | |
| PENDING CASES AT THE BEGINNING OF THE YEAR..... | | | | | | | | | | |
| INACTIVE BENCH WARRANTS..... | 10 | 25 | 8 | 0 | 4 | 0 | 1 | 0 | 0 | 38 |
| INACTIVE: NON-SERVICE..... | 20 | 188 | 181 | 0 | 163 | 4 | 49 | 32 | 8 | 625 |
| TOTAL (ADD LINES 10 AND 20)..... | 30 | 213 | 189 | 0 | 167 | 4 | 50 | 32 | 8 | 663 |
| ACTIVE PENDING..... | 40 | 259 | 307 | 0 | 42 | 14 | 84 | 4 | 3 | 713 |
| NEW CASES FILED THIS YEAR..... | 50 | 6194 | 1328 | 0 | 1791 | 167 | 256 | 461 | 106 | 10303 |
| SUBTOTAL ACTIVE..... | 60 | 6453 | 1635 | 0 | 1833 | 181 | 340 | 465 | 109 | 11016 |
| RE-OPENED CASES..... | | | | | | | | | | |
| REMANDS FROM HIGHER COURTS..... | 70 | 0 | 0 | 0 | 0 | 0 | 0 | 0 | 0 | 0 |
| PROBATION VIOLATIONS..... | 80 | 13 | 9 | 0 | 0 | 0 | 0 | 0 | 0 | 22 |
| MISTRIALS..... | 85 | 0 | 0 | 0 | 0 | 0 | 0 | 0 | 0 | 0 |
| APPEARANCE AFTER BENCH WARRANT ISSUED..... | 90 | 19 | 14 | 0 | 3 | 0 | 3 | 0 | 0 | 39 |
| SERVICE MADE/ARRAIGNMENT..... | 95 | 172 | 114 | 0 | 101 | 6 | 198 | 375 | 46 | 1012 |
| OTHER..... | 100 | 0 | 0 | 0 | 0 | 0 | 7 | 0 | 0 | 7 |
| SUBTOTAL (ADD LINES 70 THROUGH 100)..... | 110 | 204 | 137 | 0 | 104 | 6 | 208 | 375 | 46 | 1080 |
| TOTAL ACTIVE CASELOAD THIS YEAR (ADD LINES 60 AND 110)..... | 120 | 6657 | 1772 | 0 | 1937 | 187 | 548 | 840 | 155 | 12096 |
| JUDICIAL DISPOSITIONS..... | | | | | | | | | | |
| GUILTY PLEAS..... | 130 | 410 | 230 | 0 | 149 | 30 | 0 | 0 | 0 | 819 |
| TRIALS WITHOUT JURY..... | 140 | 32 | 17 | 0 | 5 | 3 | 10 | 34 | 66 | 167 |
| TRIALS BY JURY..... | 150 | 34 | 21 | 0 | 3 | 2 | 1 | 0 | 0 | 61 |
| DISMISSALS..... | 160 | 87 | 116 | 0 | 47 | 24 | 94 | 211 | 39 | 618 |
| PELIMINARY EXAMS WAIVED..... | 170 | 5 | 43 | 0 | 0 | 0 | 0 | 0 | 0 | 48 |
| PELIMINARY EXAMS CONDUCTED..... | 175 | 9 | 53 | 0 | 0 | 0 | 0 | 0 | 0 | 62 |
| BENCH WARRANTS..... | 180 | 31 | 16 | 0 | 4 | 0 | 2 | 0 | 0 | 53 |
| NO PROGRESS..... | 185 | 0 | 0 | 0 | 0 | 0 | 2 | 0 | 0 | 2 |
| OTHER JUDICIAL DISPOSITIONS..... | 190 | 8 | 65 | 0 | 6 | 7 | 129 | 201 | 2 | 418 |
| SUBTOTAL (ADD LINES 130 THROUGH 190)..... | 200 | 616 | 561 | 0 | 214 | 66 | 238 | 446 | 107 | 2248 |
| OTHER DISPOSITIONS..... | | | | | | | | | | |
| MAGISTRATES..... | 210 | 5172 | 1000 | 0 | 1511 | 110 | 0 | 0 | 0 | 7793 |
| TRAFFIC BUREAU..... | 220 | 0 | 0 | 0 | 0 | 0 | 0 | 0 | 0 | 0 |
| NON-SERVICE..... | 230 | 217 | 82 | 0 | 98 | 7 | 206 | 382 | 40 | 1032 |
| SUBTOTAL (ADD LINES 210 THROUGH 230)..... | 240 | 5389 | 1082 | 0 | 1609 | 117 | 206 | 382 | 40 | 8825 |
| TOTAL DISPOSITIONS (ADD LINES 200 AND 240)..... | 250 | 6005 | 1643 | 0 | 1823 | 183 | 444 | 828 | 147 | 11073 |
| PENDING CASES AT THE END OF YEAR..... | | | | | | | | | | |
| INACTIVE: BENCH WARRANTS (LINES 10 - 90 + 180)..... | 260 | 37 | 10 | 0 | 5 | 0 | 0 | 0 | 0 | 52 |
| INACTIVE: NON-SERVICE (LINES 20 - 95 + 230)..... | 270 | 233 | 149 | 0 | 160 | 5 | 57 | 39 | 2 | 645 |
| ACTIVE PENDING (SUBTRACT LINE 250 FROM LINE 120)..... | 280 | 652 | 129 | 0 | 114 | 4 | 104 | 12 | 8 | 1023 |
| TOTAL CASES PENDING AT END OF YEAR(LINES 260+270+280)..... | 290 | 922 | 288 | 0 | 279 | 9 | 161 | 51 | 10 | 1720 |
| CIVIL CASES PENDING OVER 1 YEAR..... | 300 | 0 | 0 | 0 | 0 | 0 | 29 | 0 | 0 | 29 |

REPORT OF DISTRICT CASELOAD

REGION 2

DISTRICT #72 - Div. 1

ST. CLAIR COUNTY - PORT HURON

| ***** | | | | | | | | | | |
|---|-----|-------|------|------|---------------|-----|------|-------|-----|-------|
| * C R I M I N A L * | | | | | * C I V I L * | | | * T * | | |
| ***** | | | | | | | | | | |
| * STATE OFFENSE * STATE * ORDINANCE * * * * * | | | | | | | | | | |
| L ***** ORD. ***** | | | | | | | | | | |
| I * * NON * AND * * NON * * SMALL * MARY * * * * * | | | | | | | | | | |
| N * TRAF- * TRAF- * PARK- * TRAF- * TRAF- * CIVIL * CLAIMS* PROC. * * * * * | | | | | | | | | | |
| E * FIC * FIC * ING * FIC * FIC * * * * * | | | | | | | | | | |
| ***** | | | | | | | | | | |
| PENDING CASES AT THE BEGINNING OF THE YEAR..... | | | | | | | | | | |
| INACTIVE BENCH WARRANTS..... | 10 | 150 | 90 | 0 | 67 | 28 | 0 | 0 | 0 | 335 |
| INACTIVE: NON-SERVICE..... | 20 | 990 | 391 | 0 | 383 | 93 | 153 | 98 | 205 | 2313 |
| TOTAL (ADD LINES 10 AND 20)..... | 30 | 1140 | 481 | 0 | 450 | 121 | 153 | 98 | 205 | 2648 |
| ACTIVE PENDING..... | 40 | 185 | 210 | 702 | 263 | 242 | 962 | 279 | 123 | 2966 |
| NEW CASES FILED THIS YEAR..... | 50 | 10863 | 1731 | 986 | 4031 | 413 | 1520 | 548 | 278 | 20370 |
| SUBTOTAL ACTIVE..... | 60 | 11048 | 1941 | 1688 | 4294 | 655 | 2482 | 827 | 401 | 23336 |
| RE-OPENED CASES..... | | | | | | | | | | |
| REMANDS FROM HIGHER COURTS..... | 70 | 0 | 9 | 0 | 0 | 0 | 2 | 0 | 0 | 11 |
| PROBATION VIOLATIONS..... | 80 | 1 | 1 | 0 | 0 | 0 | 0 | 0 | 0 | 2 |
| MISTRIALS..... | 85 | 1 | 0 | 0 | 0 | 0 | 0 | 0 | 0 | 1 |
| APPEARANCE AFTER BENCH WARRANT ISSUED..... | 90 | 27 | 24 | 1 | 33 | 13 | 0 | 0 | 0 | 98 |
| SERVICE MADE/ARRAIGNMENT..... | 95 | 288 | 394 | 0 | 160 | 44 | 725 | 284 | 106 | 2001 |
| OTHER..... | 100 | 148 | 38 | 0 | 136 | 12 | 689 | 239 | 211 | 1473 |
| SUBTOTAL (ADD LINES 70 THROUGH 100)..... | 110 | 465 | 466 | 1 | 329 | 69 | 1416 | 523 | 317 | 3586 |
| TOTAL ACTIVE CASELOAD THIS YEAR (ADD LINES 60 AND 110)..... | 120 | 11513 | 2407 | 1689 | 4623 | 724 | 3898 | 1350 | 718 | 26922 |
| JUDICIAL DISPOSITIONS..... | | | | | | | | | | |
| GUILTY PLEAS..... | 130 | 1915 | 872 | 52 | 920 | 250 | 0 | 0 | 0 | 4009 |
| TRIALS WITHOUT JURY..... | 140 | 148 | 45 | 3 | 63 | 33 | 34 | 36 | 7 | 369 |
| TRIALS BY JURY..... | 150 | 7 | 12 | 0 | 1 | 3 | 2 | 0 | 1 | 26 |
| DISMISSALS..... | 160 | 649 | 204 | 108 | 287 | 54 | 830 | 462 | 152 | 2746 |
| PELIMINARY EXAMS WAIVED..... | 170 | 0 | 106 | 0 | 0 | 0 | 0 | 0 | 0 | 106 |
| PELIMINARY EXAMS CONDUCTED..... | 175 | 0 | 177 | 0 | 0 | 0 | 0 | 0 | 0 | 177 |
| BENCH WARRANTS..... | 180 | 33 | 32 | 1 | 33 | 5 | 0 | 0 | 0 | 104 |
| NO PROGRESS..... | 185 | 0 | 0 | 0 | 0 | 0 | 0 | 0 | 0 | 0 |
| OTHER JUDICIAL DISPOSITIONS..... | 190 | 360 | 150 | 0 | 74 | 94 | 925 | 269 | 258 | 2130 |
| SUBTOTAL (ADD LINES 130 THROUGH 190)..... | 200 | 3112 | 1598 | 164 | 1378 | 439 | 1791 | 767 | 418 | 9667 |
| OTHER DISPOSITIONS..... | | | | | | | | | | |
| MAGISTRATES..... | 210 | 0 | 0 | 0 | 0 | 0 | 0 | 0 | 0 | 0 |
| TRAFFIC BUREAU..... | 220 | 7142 | 9 | 658 | 2739 | 0 | 0 | 0 | 0 | 10548 |
| NON-SERVICE..... | 230 | 411 | 479 | 0 | 311 | 146 | 720 | 218 | 147 | 2432 |
| SUBTOTAL (ADD LINES 210 THROUGH 230)..... | 240 | 7553 | 488 | 658 | 3050 | 146 | 720 | 218 | 147 | 12980 |
| TOTAL DISPOSITIONS (ADD LINES 200 AND 240)..... | 250 | 10665 | 2086 | 822 | 4428 | 585 | 2511 | 985 | 565 | 22647 |
| PENDING CASES AT THE END OF YEAR..... | | | | | | | | | | |
| INACTIVE: BENCH WARRANTS (LINES 10 - 90 + 180)..... | 260 | 156 | 98 | 0 | 67 | 20 | 0 | 0 | 0 | 341 |
| INACTIVE: NON-SERVICE (LINES 20 - 95 + 230)..... | 270 | 1113 | 476 | 0 | 534 | 195 | 148 | 32 | 246 | 2744 |
| ACTIVE PENDING (SUBTRACT LINE 250 FROM LINE 120)..... | 280 | 848 | 321 | 867 | 195 | 139 | 1387 | 365 | 153 | 4275 |
| TOTAL CASES PENDING AT END OF YEAR(LINES 260+270+280)..... | 290 | 2117 | 895 | 867 | 796 | 354 | 1535 | 397 | 399 | 7360 |
| CIVIL CASES PENDING OVER 1 YEAR..... | 300 | 0 | 0 | 0 | 0 | 0 | 74 | 0 | 64 | 138 |

REPORT OF DISTRICT CASELOAD

REGION 2

DISTRICT #72 - Div. 2

ST. CLAIR COUNTY - MARINE CITY

| ***** | | | | | | | | | | |
|--|-----|------|------|----|------|-----|-----|-----|-----|-------|
| * C R I M I N A L * C I V I L * T * | | | | | | | | | | |
| * STATE OFFENSE * STATE * ORDINANCE * * * * * | | | | | | | | | | |
| L ***** CRD. ***** * * SUM- * A * | | | | | | | | | | |
| I * * NON * AND * * NON * * SMALL * MARY * L * | | | | | | | | | | |
| N * TRAF- * TRAF- * PARK- * TRAF- * TRAF- * CIVIL * CLAIMS * PROC. * S * | | | | | | | | | | |
| E * FIC * FIC * ING * FIC * FIC * * * * * * * * * | | | | | | | | | | |
| ***** | | | | | | | | | | |
| PENDING CASES AT THE BEGINNING OF THE YEAR..... | | | | | | | | | | |
| INACTIVE BENCH WARRANTS..... | 10 | 50 | 23 | 0 | 64 | 29 | 0 | 0 | 0 | 166 |
| INACTIVE: NON-SERVICE..... | 20 | 129 | 276 | 29 | 113 | 78 | 33 | 20 | 26 | 704 |
| TOTAL (ADD LINES 10 AND 20)..... | 30 | 179 | 299 | 29 | 177 | 107 | 33 | 20 | 26 | 870 |
| ACTIVE PENDING..... | 40 | 142 | 194 | 6 | 499 | 193 | 39 | 34 | 11 | 1118 |
| NEW CASES FILED THIS YEAR..... | 50 | 3241 | 1412 | 35 | 3033 | 511 | 110 | 208 | 195 | 8745 |
| SUBTOTAL ACTIVE..... | 60 | 3383 | 1606 | 41 | 3532 | 704 | 149 | 242 | 206 | 9863 |
| RE-OPENED CASES..... | | | | | | | | | | |
| REMANDS FROM HIGHER COURTS..... | 70 | 0 | 0 | 0 | 0 | 0 | 0 | 0 | 0 | 0 |
| PROBATION VIOLATIONS..... | 80 | 0 | 0 | 0 | 0 | 0 | 0 | 0 | 0 | 0 |
| MISTRIALS..... | 85 | 0 | 0 | 0 | 0 | 0 | 0 | 0 | 0 | 0 |
| APPEARANCE AFTER BENCH WARRANT ISSUED..... | 90 | 26 | 18 | 0 | 49 | 9 | 0 | 0 | 0 | 102 |
| SERVICE MADE/ARRAIGNMENT..... | 95 | 161 | 169 | 13 | 172 | 35 | 51 | 52 | 41 | 694 |
| OTHER..... | 100 | 220 | 117 | 2 | 90 | 21 | 16 | 1 | 5 | 472 |
| SUBTOTAL (ADD LINES 70 THROUGH 100)..... | 110 | 407 | 304 | 15 | 311 | 65 | 67 | 53 | 46 | 1268 |
| TOTAL ACTIVE CASELOAD THIS YEAR (ADD LINES 60 AND 110)..... | 120 | 3790 | 1910 | 56 | 3843 | 769 | 216 | 295 | 252 | 11131 |
| JUDICIAL DISPOSITIONS..... | | | | | | | | | | |
| GUILTY PLEAS..... | 130 | 715 | 1042 | 23 | 749 | 248 | 0 | 0 | 0 | 2777 |
| TRIALS WITHOUT JURY..... | 140 | 81 | 57 | 7 | 95 | 21 | 11 | 21 | 8 | 301 |
| TRIALS BY JURY..... | 150 | 7 | 3 | 0 | 2 | 0 | 4 | 0 | 0 | 16 |
| DISMISSALS..... | 160 | 315 | 156 | 6 | 309 | 141 | 18 | 5 | 3 | 953 |
| PELIMINARY EXAMS WAIVED..... | 170 | 0 | 28 | 0 | 0 | 0 | 0 | 0 | 0 | 28 |
| PELIMINARY EXAMS CONDUCTED..... | 175 | 5 | 43 | 0 | 0 | 0 | 0 | 0 | 0 | 53 |
| BENCH WARRANTS..... | 180 | 43 | 28 | 0 | 55 | 13 | 0 | 0 | 0 | 139 |
| NO PROGRESS..... | 185 | 0 | 0 | 0 | 0 | 0 | 0 | 0 | 0 | 0 |
| OTHER JUDICIAL DISPOSITIONS..... | 190 | 120 | 112 | 0 | 211 | 54 | 95 | 143 | 154 | 889 |
| SUBTOTAL (ADD LINES 130 THROUGH 190)..... | 200 | 1286 | 1474 | 36 | 1421 | 477 | 128 | 169 | 165 | 5156 |
| OTHER DISPOSITIONS..... | | | | | | | | | | |
| MAGISTRATES..... | 210 | 0 | 0 | 0 | 0 | 0 | 0 | 0 | 0 | 0 |
| TRAFFIC BUREAU..... | 220 | 2021 | 0 | 4 | 1783 | 0 | 0 | 0 | 0 | 3808 |
| NON-SERVICE..... | 230 | 204 | 182 | 5 | 190 | 38 | 78 | 67 | 66 | 830 |
| SUBTOTAL (ADD LINES 210 THROUGH 230)..... | 240 | 2225 | 182 | 9 | 1973 | 38 | 78 | 67 | 66 | 4638 |
| TOTAL DISPOSITIONS (ADD LINES 200 AND 240)..... | 250 | 3511 | 1656 | 45 | 3394 | 515 | 206 | 236 | 231 | 9794 |
| PENDING CASES AT THE END OF YEAR..... | | | | | | | | | | |
| INACTIVE: BENCH WARRANTS (LINES 10 - 90 + 180)..... | 260 | 67 | 33 | 0 | 70 | 33 | 0 | 0 | 0 | 203 |
| INACTIVE: NON-SERVICE (LINES 20 - 95 + 230)..... | 270 | 172 | 289 | 21 | 131 | 81 | 60 | 35 | 51 | 840 |
| ACTIVE PENDING (SUBTRACT LINE 250 FROM LINE 120)..... | 280 | 279 | 254 | 11 | 440 | 254 | 10 | 59 | 21 | 1337 |
| TOTAL CASES PENDING AT END OF YEAR (LINES 260+270+280)..... | 290 | 518 | 576 | 32 | 650 | 368 | 70 | 94 | 72 | 2380 |
| CIVIL CASES PENDING OVER 1 YEAR..... | 300 | 0 | 0 | 0 | 0 | 0 | 4 | 0 | 0 | 4 |

REPORT OF DISTRICT CASELOAD

REGION 2

DISTRICT #72

COURT SUMMARY

| ***** | | | | | | | | | | |
|--|-----|-------|------|------|------|------|------|------|-----|-------|
| * C R I M I N A L * C I V I L * T * | | | | | | | | | | |
| * STATE OFFENSE * STATE * ORDINANCE * * * * O * | | | | | | | | | | |
| L ***** ORD. ***** * * * * A * | | | | | | | | | | |
| I * * NON * AND * NON * * SMALL * MARY * L * | | | | | | | | | | |
| N * TRAF- * TRAF- * PARK- * TRAF- * TRAF- * CIVIL * CLAIMS * PROC. * S * | | | | | | | | | | |
| E * FIC * FIC * ING * FIC * FIC * * * * * * * * * | | | | | | | | | | |
| ***** | | | | | | | | | | |
| PENDING CASES AT THE BEGINNING OF THE YEAR..... | | | | | | | | | | |
| INACTIVE BENCH WARRANTS..... | 10 | 200 | 113 | 0 | 131 | 57 | 0 | 0 | 0 | 501 |
| INACTIVE: NON-SERVICE..... | 20 | 1119 | 667 | 29 | 496 | 171 | 186 | 118 | 231 | 3017 |
| TOTAL (ADD LINES 10 AND 20)..... | 30 | 1319 | 780 | 29 | 627 | 228 | 186 | 118 | 231 | 3518 |
| ACTIVE PENDING..... | 40 | 327 | 404 | 708 | 762 | 435 | 1001 | 313 | 134 | 4084 |
| NEW CASES FILED THIS YEAR..... | 50 | 14104 | 3143 | 1021 | 7064 | 924 | 1630 | 756 | 473 | 29115 |
| SUBTOTAL ACTIVE..... | 60 | 14431 | 3547 | 1729 | 7826 | 1359 | 2631 | 1069 | 607 | 33199 |
| RE-OPENED CASES..... | | | | | | | | | | |
| REMANDS FROM HIGHER COURTS..... | 70 | 0 | 9 | 0 | 0 | 0 | 2 | 0 | 0 | 11 |
| PROBATION VIOLATIONS..... | 80 | 1 | 1 | 0 | 0 | 0 | 0 | 0 | 0 | 2 |
| MISTRIALS..... | 85 | 1 | 0 | 0 | 0 | 0 | 0 | 0 | 0 | 1 |
| APPEARANCE AFTER BENCH WARRANT ISSUED..... | 90 | 53 | 42 | 1 | 82 | 22 | 0 | 0 | 0 | 200 |
| SERVICE MADE/ARRAIGNMENT..... | 95 | 449 | 563 | 13 | 332 | 79 | 776 | 336 | 147 | 2695 |
| OTHER..... | 100 | 368 | 155 | 2 | 226 | 33 | 705 | 240 | 216 | 1945 |
| SUBTOTAL (ADD LINES 70 THROUGH 100)..... | 110 | 872 | 770 | 16 | 640 | 134 | 1483 | 576 | 363 | 4854 |
| TOTAL ACTIVE CASELOAD THIS YEAR (ADD LINES 60 AND 110)..... | 120 | 15303 | 4317 | 1745 | 8466 | 1493 | 4114 | 1645 | 970 | 38053 |
| JUDICIAL DISPOSITIONS..... | | | | | | | | | | |
| GUILTY PLEAS..... | 130 | 2630 | 1914 | 75 | 1669 | 498 | 0 | 0 | 0 | 6786 |
| TRIALS WITHOUT JURY..... | 140 | 229 | 102 | 10 | 158 | 54 | 45 | 57 | 15 | 670 |
| TRIALS BY JURY..... | 150 | 14 | 15 | 0 | 3 | 3 | 6 | 0 | 1 | 42 |
| DISMISSALS..... | 160 | 964 | 360 | 114 | 596 | 195 | 848 | 467 | 155 | 3699 |
| PELIMINARY EXAMS WAIVED..... | 170 | 0 | 134 | 0 | 0 | 0 | 0 | 0 | 0 | 134 |
| PELIMINARY EXAMS CONDUCTED..... | 175 | 5 | 225 | 0 | 0 | 0 | 0 | 0 | 0 | 230 |
| BENCH WARRANTS..... | 180 | 76 | 60 | 1 | 88 | 18 | 0 | 0 | 0 | 243 |
| NO PROGRESS..... | 185 | 0 | 0 | 0 | 0 | 0 | 0 | 0 | 0 | 0 |
| OTHER JUDICIAL DISPOSITIONS..... | 190 | 480 | 262 | 0 | 285 | 148 | 1020 | 412 | 412 | 3019 |
| SUBTOTAL (ADD LINES 130 THROUGH 190)..... | 200 | 4398 | 3072 | 200 | 2799 | 916 | 1919 | 936 | 583 | 14823 |
| OTHER DISPOSITIONS..... | | | | | | | | | | |
| MAGISTRATES..... | 210 | 0 | 0 | 0 | 0 | 0 | 0 | 0 | 0 | 0 |
| TRAFFIC BUREAU..... | 220 | 9163 | 9 | 662 | 4522 | 0 | 0 | 0 | 0 | 14356 |
| NON-SERVICE..... | 230 | 615 | 661 | 5 | 501 | 184 | 798 | 285 | 213 | 3262 |
| SUBTOTAL (ADD LINES 210 THROUGH 230)..... | 240 | 9778 | 670 | 667 | 5023 | 184 | 798 | 285 | 213 | 17618 |
| TOTAL DISPOSITIONS (ADD LINES 200 AND 240)..... | 250 | 14176 | 3742 | 867 | 7822 | 1100 | 2717 | 1221 | 796 | 32441 |
| PENDING CASES AT THE END OF YEAR..... | | | | | | | | | | |
| INACTIVE: BENCH WARRANTS (LINES 10 - 90 + 180)..... | 260 | 223 | 131 | 0 | 137 | 53 | 0 | 0 | 0 | 544 |
| INACTIVE: NON-SERVICE (LINES 20 - 95 + 230)..... | 270 | 1285 | 765 | 21 | 665 | 276 | 208 | 67 | 297 | 3584 |
| ACTIVE PENDING (SUBTRACT LINE 250 FROM LINE 120)..... | 280 | 1127 | 575 | 878 | 644 | 393 | 1397 | 424 | 174 | 5612 |
| TOTAL CASES PENDING AT END OF YEAR(LINES 260+270+280)..... | 290 | 2635 | 1471 | 899 | 1446 | 722 | 1605 | 491 | 471 | 9740 |
| CIVIL CASES PENDING OVER 1 YEAR..... | 300 | 0 | 0 | 0 | 0 | 0 | 78 | 0 | 64 | 142 |

REPORT OF DISTRICT CASELOAD

REGION 2

DISTRICT #73-1

HURON COUNTY

| ***** | | | | | | | | | |
|---|-----------|---------------|-----------|-----------|---------------|------------|-----------|-----------|-------|
| * C R I M I N A L * | | | | | * C I V I L * | | | * T * | |
| ***** | | | | | | | | | |
| * STATE OFFENSE * | * STATE * | * ORDINANCE * | | | | * SUM- | * MARY * | * A * | |
| ***** | | | | | | | | | |
| L * * * * * | * NON * | * AND * | * NON * | | | | * SMALL * | * PROC. * | * S * |
| N * TRAF- * | * TRAF- * | * PARK- * | * TRAF- * | * TRAF- * | * CIVIL * | * CLAIMS * | | | |
| E * FIC * | * FIC * | * ING * | * FIC * | * FIC * | | | | | |
| ***** | | | | | | | | | |
| PENDING CASES AT THE BEGINNING OF THE YEAR..... | | | | | | | | | |
| INACTIVE BENCH WARRANTS..... | 10 | 5 | 10 | 0 | 2 | 4 | 0 | 0 | 21 |
| INACTIVE: NON-SERVICE..... | 20 | 112 | 42 | 0 | 69 | 3 | 26 | 63 | 317 |
| TOTAL (ADD LINES 10 AND 20)..... | 30 | 117 | 52 | 0 | 71 | 7 | 26 | 63 | 338 |
| ACTIVE PENDING..... | 40 | 269 | 167 | 11 | 72 | 12 | 41 | 12 | 584 |
| NEW CASES FILED THIS YEAR..... | 50 | 5070 | 1154 | 63 | 1497 | 180 | 243 | 460 | 8690 |
| SUBTOTAL ACTIVE..... | 60 | 5339 | 1321 | 74 | 1569 | 192 | 284 | 472 | 9274 |
| RE-OPENED CASES..... | | | | | | | | | |
| REMANDS FROM HIGHER COURTS..... | 70 | 0 | 2 | 0 | 0 | 0 | 2 | 0 | 4 |
| PROBATION VIOLATIONS..... | 80 | 106 | 33 | 0 | 67 | 16 | 0 | 0 | 222 |
| MISTRIALS..... | 85 | 0 | 0 | 0 | 0 | 0 | 0 | 0 | 0 |
| APPEARANCE AFTER BENCH WARRANT ISSUED..... | 90 | 30 | 12 | 0 | 14 | 5 | 0 | 0 | 61 |
| SERVICE MADE/ARRAIGNMENT..... | 95 | 169 | 42 | 0 | 63 | 11 | 99 | 125 | 511 |
| OTHER..... | 100 | 0 | 4 | 0 | 3 | 0 | 3 | 0 | 10 |
| SUBTOTAL (ADD LINES 70 THROUGH 100)..... | 110 | 305 | 93 | 0 | 147 | 32 | 104 | 125 | 808 |
| TOTAL ACTIVE CASELOAD THIS YEAR (ADD LINES 60 AND 110)..... | 120 | 5644 | 1414 | 74 | 1716 | 224 | 388 | 597 | 10082 |
| JUDICIAL DISPOSITIONS..... | | | | | | | | | |
| GUILTY PLEAS..... | 130 | 600 | 426 | 0 | 254 | 136 | 0 | 0 | 1416 |
| TRIALS WITHOUT JURY..... | 140 | 151 | 63 | 1 | 76 | 7 | 18 | 62 | 382 |
| TRIALS BY JURY..... | 150 | 3 | 7 | 0 | 4 | 1 | 9 | 0 | 24 |
| DISMISSALS..... | 160 | 170 | 56 | 5 | 65 | 12 | 46 | 158 | 522 |
| PELIMINARY EXAMS WAIVED..... | 170 | 1 | 18 | 0 | 0 | 0 | 0 | 0 | 19 |
| PELIMINARY EXAMS CONDUCTED..... | 175 | 1 | 18 | 0 | 0 | 0 | 0 | 0 | 19 |
| BENCH WARRANTS..... | 180 | 42 | 9 | 0 | 23 | 4 | 0 | 0 | 78 |
| NO PROGRESS..... | 185 | 0 | 0 | 0 | 0 | 0 | 14 | 0 | 14 |
| OTHER JUDICIAL DISPOSITIONS..... | 190 | 106 | 35 | 0 | 66 | 16 | 154 | 184 | 570 |
| SUBTOTAL (ADD LINES 130 THROUGH 190)..... | 200 | 1074 | 632 | 6 | 488 | 176 | 241 | 404 | 3044 |
| OTHER DISPOSITIONS..... | | | | | | | | | |
| MAGISTRATES..... | 210 | 4245 | 566 | 58 | 1123 | 22 | 0 | 0 | 6014 |
| TRAFFIC BUREAU..... | 220 | 0 | 0 | 0 | 0 | 0 | 0 | 0 | 0 |
| NON-SERVICE..... | 230 | 222 | 79 | 3 | 45 | 11 | 115 | 193 | 668 |
| SUBTOTAL (ADD LINES 210 THROUGH 230)..... | 240 | 4467 | 645 | 61 | 1168 | 33 | 115 | 193 | 6682 |
| TOTAL DISPOSITIONS (ADD LINES 200 AND 240)..... | 250 | 5541 | 1277 | 67 | 1656 | 209 | 356 | 597 | 9726 |
| PENDING CASES AT THE END OF YEAR..... | | | | | | | | | |
| INACTIVE: BENCH WARRANTS (LINES 10 - 90 + 180)..... | 260 | 17 | 7 | 0 | 11 | 3 | 0 | 0 | 38 |
| INACTIVE: NON-SERVICE (LINES 20 - 95 + 230)..... | 270 | 165 | 79 | 3 | 51 | 3 | 42 | 131 | 474 |
| ACTIVE PENDING (SUBTRACT LINE 250 FROM LINE 120)..... | 280 | 103 | 137 | 7 | 60 | 15 | 32 | 0 | 356 |
| TOTAL CASES PENDING AT END OF YEAR(LINES 260+270+280)..... | 290 | 285 | 223 | 10 | 122 | 21 | 74 | 131 | 868 |
| CIVIL CASES PENDING OVER 1 YEAR..... | 300 | 0 | 0 | 0 | 0 | 0 | 4 | 2 | 6 |

REPORT OF DISTRICT CASELOAD

REGION 2

DISTRICT #73-2

SANILAC COUNTY

| ***** | | | | | | | | | | |
|--|-----|------|-----|----|------|-----|-----|-----|----|------|
| * C R I M I N A L * C I V I L * T * | | | | | | | | | | |
| * STATE OFFENSE * STATE * ORDINANCE * * * * * O * | | | | | | | | | | |
| L ***** ORD. ***** * SUM- * A * | | | | | | | | | | |
| I * * NON * AND * * NON * * SMALL * MARY * L * | | | | | | | | | | |
| N * TRAF- * TRAF- * PARK- * TRAF- * TRAF- * CIVIL * CLAIMS * PROC. * S * | | | | | | | | | | |
| E * FIC * FIC * ING * FIC * FIC * * * * * * * * * * | | | | | | | | | | |
| ***** | | | | | | | | | | |
| PENDING CASES AT THE BEGINNING OF THE YEAR..... | | | | | | | | | | |
| INACTIVE BENCH WARRANTS..... | 10 | 0 | 3 | 0 | 0 | 0 | 0 | 0 | 0 | 3 |
| INACTIVE: NON-SERVICE..... | 20 | 0 | 13 | 0 | 0 | 1 | 8 | 57 | 1 | 80 |
| TOTAL (ADD LINES 10 AND 20)..... | 30 | 0 | 16 | 0 | 0 | 1 | 8 | 57 | 1 | 83 |
| ACTIVE PENDING..... | 40 | 235 | 120 | 0 | 117 | 41 | 140 | 48 | 10 | 711 |
| NEW CASES FILED THIS YEAR..... | 50 | 3103 | 507 | 13 | 1154 | 57 | 199 | 461 | 57 | 5551 |
| SUBTOTAL ACTIVE..... | 60 | 3338 | 627 | 13 | 1271 | 98 | 339 | 509 | 67 | 6262 |
| RE-OPENED CASES..... | | | | | | | | | | |
| REMANDS FROM HIGHER COURTS..... | 70 | 2 | 7 | 0 | 0 | 0 | 1 | 0 | 0 | 10 |
| PROBATION VIOLATIONS..... | 80 | 0 | 7 | 0 | 1 | 0 | 0 | 0 | 0 | 8 |
| MISTRIALS..... | 85 | 0 | 0 | 0 | 0 | 0 | 0 | 0 | 0 | 0 |
| APPEARANCE AFTER BENCH WARRANT ISSUED..... | 90 | 2 | 4 | 0 | 0 | 0 | 0 | 0 | 0 | 6 |
| SERVICE MADE/ARRAIGNMENT..... | 95 | 90 | 21 | 0 | 55 | 4 | 64 | 126 | 15 | 375 |
| OTHER..... | 100 | 275 | 41 | 11 | 137 | 0 | 1 | 0 | 0 | 465 |
| SUBTOTAL (ADD LINES 70 THROUGH 100)..... | 110 | 369 | 80 | 11 | 193 | 4 | 66 | 126 | 15 | 864 |
| TOTAL ACTIVE CASELOAD THIS YEAR (ADD LINES 60 AND 110)..... | 120 | 3707 | 707 | 24 | 1464 | 102 | 405 | 635 | 82 | 7126 |
| JUDICIAL DISPOSITIONS..... | | | | | | | | | | |
| GUILTY PLEAS..... | 130 | 291 | 243 | 0 | 108 | 49 | 0 | 0 | 0 | 691 |
| TRIALS WITHOUT JURY..... | 140 | 43 | 19 | 0 | 17 | 2 | 24 | 86 | 30 | 221 |
| TRIALS BY JURY..... | 150 | 3 | 7 | 0 | 1 | 1 | 0 | 0 | 2 | 14 |
| DISMISSALS..... | 160 | 340 | 56 | 0 | 59 | 35 | 76 | 102 | 14 | 682 |
| PELIMINARY EXAMS WAIVED..... | 170 | 0 | 18 | 0 | 0 | 0 | 0 | 0 | 0 | 18 |
| PELIMINARY EXAMS CONDUCTED..... | 175 | 4 | 18 | 0 | 0 | 0 | 0 | 0 | 0 | 22 |
| BENCH WARRANTS..... | 180 | 6 | 2 | 0 | 1 | 0 | 0 | 0 | 0 | 9 |
| NO PROGRESS..... | 185 | 0 | 0 | 0 | 0 | 0 | 29 | 39 | 1 | 69 |
| OTHER JUDICIAL DISPOSITIONS..... | 190 | 6 | 16 | 1 | 6 | 2 | 137 | 258 | 13 | 439 |
| SUBTOTAL (ADD LINES 130 THROUGH 190)..... | 200 | 693 | 379 | 1 | 192 | 89 | 266 | 485 | 60 | 2165 |
| OTHER DISPOSITIONS..... | | | | | | | | | | |
| MAGISTRATES..... | 210 | 2622 | 172 | 0 | 1071 | 6 | 0 | 0 | 0 | 3871 |
| TRAFFIC BUREAU..... | 220 | 0 | 0 | 0 | 0 | 0 | 0 | 0 | 0 | 0 |
| NON-SERVICE..... | 230 | 188 | 44 | 0 | 142 | 3 | 57 | 71 | 14 | 519 |
| SUBTOTAL (ADD LINES 210 THROUGH 230)..... | 240 | 2810 | 216 | 0 | 1213 | 9 | 57 | 71 | 14 | 4390 |
| TOTAL DISPOSITIONS (ADD LINES 200 AND 240)..... | 250 | 3503 | 595 | 1 | 1405 | 98 | 323 | 556 | 74 | 6555 |
| PENDING CASES AT THE END OF YEAR..... | | | | | | | | | | |
| INACTIVE: BENCH WARRANTS (LINES 10 - 90 + 180)..... | 260 | 4 | 1 | 0 | 1 | 0 | 0 | 0 | 0 | 6 |
| INACTIVE: NON-SERVICE (LINES 20 - 95 + 230)..... | 270 | 98 | 36 | 0 | 87 | 0 | 1 | 2 | 0 | 224 |
| ACTIVE PENDING (SUBTRACT LINE 250 FROM LINE 120)..... | 280 | 204 | 112 | 23 | 59 | 4 | 82 | 79 | 8 | 571 |
| TOTAL CASES PENDING AT END OF YEAR(LINES 260+270+280)..... | 290 | 306 | 149 | 23 | 147 | 4 | 83 | 81 | 8 | 801 |
| CIVIL CASES PENDING OVER 1 YEAR..... | 300 | 0 | 0 | 0 | 0 | 0 | 13 | 0 | 1 | 14 |

REPORT OF DISTRICT CASELOAD

REGION 2

DISTRICT #74

BAY COUNTY

| ***** | | | | | | | | | | |
|---|---------------------|-----------|---------------|-----------|-----------|---------------|------------|-----------|-------|--|
| | * C R I M I N A L * | | | | | * C I V I L * | | | * T * | |
| | ***** | | | | | | | | | |
| | * STATE OFFENSE * | * STATE * | * ORDINANCE * | | | | | | | |
| L | ***** | | | | | | | | | |
| I | * NON * | * AND * | * NON * | | | * SMALL * | * MARY * | | | |
| N | * TRAF- * | * TRAF- * | * PARK- * | * TRAF- * | * TRAF- * | * CIVIL * | * CLAIMS * | * PROC. * | | |
| E | * FIC * | * FIC * | * ING * | * FIC * | * FIC * | | | | | |
| ***** | | | | | | | | | | |
| PENDING CASES AT THE BEGINNING OF THE YEAR..... | | | | | | | | | | |
| INACTIVE BENCH WARRANTS..... | 10 | 99 | 80 | 0 | 26 | 23 | 0 | 0 | 228 | |
| INACTIVE: NON-SERVICE..... | 20 | 903 | 205 | 1672 | 286 | 5 | 77 | 98 | 3260 | |
| TOTAL (ADD LINES 10 AND 20)..... | 30 | 1002 | 285 | 1672 | 312 | 28 | 77 | 98 | 3488 | |
| ACTIVE PENDING..... | 40 | 1089 | 215 | 67 | 235 | 19 | 163 | 98 | 1920 | |
| NEW CASES FILED THIS YEAR..... | 50 | 14889 | 2135 | 252 | 6061 | 216 | 995 | 1052 | 26064 | |
| SUBTOTAL ACTIVE..... | 60 | 15978 | 2350 | 319 | 6296 | 235 | 1158 | 1150 | 27984 | |
| RE-OPENED CASES..... | | | | | | | | | | |
| REMANDS FROM HIGHER COURTS..... | 70 | 0 | 21 | 0 | 0 | 0 | 0 | 0 | 21 | |
| PROBATION VIOLATIONS..... | 80 | 30 | 35 | 0 | 7 | 5 | 0 | 0 | 77 | |
| MISTRIALS..... | 85 | 0 | 0 | 0 | 0 | 0 | 0 | 0 | 0 | |
| APPEARANCE AFTER BENCH WARRANT ISSUED..... | 90 | 188 | 122 | 0 | 41 | 21 | 0 | 0 | 372 | |
| SERVICE MADE/ARRAIGNMENT..... | 95 | 712 | 281 | 142 | 140 | 18 | 462 | 422 | 2239 | |
| OTHER..... | 100 | 22 | 93 | 0 | 0 | 0 | 0 | 0 | 115 | |
| SUBTOTAL (ADD LINES 70 THROUGH 100)..... | 110 | 952 | 552 | 142 | 188 | 44 | 462 | 422 | 2824 | |
| TOTAL ACTIVE CASELOAD THIS YEAR (ADD LINES 60 AND 110)..... | 120 | 16930 | 2902 | 461 | 6484 | 279 | 1620 | 1572 | 30808 | |
| JUDICIAL DISPOSITIONS..... | | | | | | | | | | |
| GUILTY PLEAS..... | 130 | 2756 | 598 | 343 | 684 | 156 | 0 | 0 | 4537 | |
| TRIALS WITHOUT JURY..... | 140 | 248 | 50 | 0 | 115 | 18 | 58 | 143 | 839 | |
| TRIALS BY JURY..... | 150 | 17 | 24 | 0 | 4 | 4 | 7 | 0 | 57 | |
| DISMISSALS..... | 160 | 459 | 466 | 0 | 193 | 30 | 324 | 391 | 1993 | |
| PELIMINARY EXAMS WAIVED..... | 170 | 0 | 218 | 0 | 0 | 0 | 0 | 0 | 218 | |
| PELIMINARY EXAMS CONDUCTED..... | 175 | 0 | 249 | 0 | 0 | 0 | 0 | 0 | 249 | |
| BENCH WARRANTS..... | 180 | 205 | 107 | 0 | 40 | 21 | 0 | 0 | 373 | |
| NO PROGRESS..... | 185 | 0 | 0 | 0 | 0 | 0 | 45 | 57 | 109 | |
| OTHER JUDICIAL DISPOSITIONS..... | 190 | 87 | 48 | 0 | 41 | 2 | 481 | 401 | 1172 | |
| SUBTOTAL (ADD LINES 130 THROUGH 190)..... | 200 | 3772 | 1760 | 343 | 1077 | 231 | 915 | 992 | 9547 | |
| OTHER DISPOSITIONS..... | | | | | | | | | | |
| MAGISTRATES..... | 210 | 3010 | 506 | 4 | 2268 | 2 | 0 | 0 | 5790 | |
| TRAFFIC BUREAU..... | 220 | 8161 | 0 | 62 | 2490 | 0 | 0 | 0 | 10713 | |
| NON-SERVICE..... | 230 | 826 | 318 | 0 | 168 | 22 | 467 | 441 | 2300 | |
| SUBTOTAL (ADD LINES 210 THROUGH 230)..... | 240 | 11997 | 824 | 66 | 4926 | 24 | 467 | 441 | 18803 | |
| TOTAL DISPOSITIONS (ADD LINES 200 AND 240)..... | 250 | 15769 | 2584 | 409 | 6003 | 255 | 1382 | 1433 | 28350 | |
| PENDING CASES AT THE END OF YEAR..... | | | | | | | | | | |
| INACTIVE: BENCH WARRANTS (LINES 10 - 90 + 180)..... | 260 | 116 | 65 | 0 | 25 | 23 | 0 | 0 | 229 | |
| INACTIVE: NON-SERVICE (LINES 20 - 95 + 230)..... | 270 | 1017 | 242 | 1530 | 314 | 9 | 82 | 117 | 3321 | |
| ACTIVE PENDING (SUBTRACT LINE 250 FROM LINE 120)..... | 280 | 1161 | 316 | 52 | 481 | 24 | 238 | 139 | 2458 | |
| TOTAL CASES PENDING AT END OF YEAR(LINES 260+270+280)..... | 290 | 2294 | 625 | 1582 | 820 | 56 | 320 | 256 | 6008 | |
| CIVIL CASES PENDING OVER 1 YEAR..... | 300 | 0 | 0 | 0 | 0 | 0 | 15 | 2 | 17 | |

REPORT OF DISTRICT CASELOAD

REGION 2

DISTRICT

REGION SUMMARY

| ***** | | | | | | | | | | |
|---|-------|--------|-------|--------|--------|-------|--------|-------|-------|---------|
| * CRIMINAL * CIVIL * T * | | | | | | | | | | |
| ***** | | | | | | | | | | |
| * STATE OFFENSE * STATE * ORDINANCE * * * * * O * | | | | | | | | | | |
| ***** | | | | | | | | | | |
| L | ORD. | ORD. | ORD. | ORD. | ORD. | CIVIL | SUM- | MARY | A | * |
| I | NON | AND | NON | NON | NON | SMALL | MARY | PROC. | L | * |
| N | TRAF- | TRAF- | PARK- | TRAF- | TRAF- | CIVIL | CLAIMS | PROC. | S | * |
| E | FIC | FIC | ING | FIC | FIC | | | | | * |
| ***** | | | | | | | | | | |
| PENDING CASES AT THE BEGINNING OF THE YEAR..... | | | | | | | | | | |
| INACTIVE BENCH WARRANTS..... | 10 | 3448 | 3639 | 139 | 8905 | 3596 | 60 | 6 | 0 | 19793 |
| INACTIVE: NON-SERVICE..... | 20 | 16890 | 9418 | 33506 | 39459 | 5681 | 9322 | 1814 | 1375 | 117465 |
| TOTAL (ADD LINES 10 AND 20)..... | 30 | 20338 | 13057 | 33645 | 48364 | 9277 | 9382 | 1820 | 1375 | 137258 |
| ACTIVE PENDING..... | 40 | 20446 | 9645 | 45403 | 47335 | 10518 | 13719 | 2560 | 2611 | 152237 |
| NEW CASES FILED THIS YEAR..... | 50 | 209842 | 54929 | 171353 | 404193 | 40973 | 54604 | 18627 | 33320 | 987841 |
| SUBTOTAL ACTIVE..... | 60 | 230288 | 64574 | 216756 | 451528 | 51491 | 68323 | 21187 | 35931 | 1140078 |
| RE-OPENED CASES..... | | | | | | | | | | |
| REMANDS FROM HIGHER COURTS..... | 70 | 46 | 440 | 0 | 6 | 8 | 227 | 0 | 2 | 729 |
| PROBATION VIOLATIONS..... | 30 | 397 | 511 | 0 | 300 | 361 | 0 | 0 | 0 | 1569 |
| MISTRIALS..... | 85 | 4 | 12 | 0 | 4 | 3 | 7 | 0 | 0 | 30 |
| APPEARANCE AFTER BENCH WARRANT ISSUED..... | 90 | 2487 | 2269 | 137 | 6045 | 2418 | 52 | 7 | 1 | 13416 |
| SERVICE MADE/ARRAIGNMENT..... | 95 | 13198 | 7827 | 7619 | 32780 | 4607 | 27635 | 7313 | 9235 | 110214 |
| OTHER..... | 100 | 1687 | 1891 | 146 | 2357 | 1066 | 4719 | 1262 | 1121 | 14249 |
| SUBTOTAL (ADD LINES 70 THROUGH 100)..... | 110 | 17819 | 12950 | 7902 | 41492 | 8463 | 32640 | 8582 | 10359 | 140207 |
| TOTAL ACTIVE CASELOAD THIS YEAR (ADD LINES 60 AND 110)..... | 120 | 248107 | 77524 | 224658 | 493020 | 59954 | 100963 | 29769 | 46290 | 1280285 |
| JUDICIAL DISPOSITIONS..... | | | | | | | | | | |
| GUILTY PLEAS..... | 130 | 29925 | 15910 | 4317 | 58316 | 16752 | 0 | 0 | 0 | 125220 |
| TRIALS WITHOUT JURY..... | 140 | 3398 | 1537 | 872 | 12966 | 2737 | 2246 | 3695 | 7894 | 35345 |
| TRIALS BY JURY..... | 150 | 234 | 331 | 0 | 344 | 228 | 288 | 0 | 98 | 1523 |
| DISMISSALS..... | 160 | 13443 | 9323 | 21259 | 32434 | 9490 | 12985 | 5558 | 8798 | 113290 |
| PELIMINARY EXAMS WAIVED..... | 170 | 373 | 4195 | 0 | 0 | 0 | 0 | 0 | 0 | 4568 |
| PELIMINARY EXAMS CONDUCTED..... | 175 | 108 | 5051 | 0 | 0 | 0 | 0 | 0 | 0 | 5159 |
| BENCH WARRANTS..... | 180 | 2848 | 2428 | 150 | 6510 | 2698 | 158 | 11 | 2 | 14805 |
| NO PROGRESS..... | 185 | 0 | 0 | 0 | 0 | 0 | 2022 | 431 | 599 | 3052 |
| OTHER JUDICIAL DISPOSITIONS..... | 190 | 3965 | 3066 | 4499 | 9052 | 2501 | 33420 | 7653 | 14887 | 79043 |
| SUBTOTAL (ADD LINES 130 THROUGH 190)..... | 200 | 54294 | 41841 | 31097 | 119622 | 34406 | 51119 | 17348 | 32278 | 382005 |
| OTHER DISPOSITIONS..... | | | | | | | | | | |
| MAGISTRATES..... | 210 | 50710 | 10201 | 3491 | 34652 | 992 | 0 | 0 | 0 | 100046 |
| TRAFFIC BUREAU..... | 220 | 94943 | 4930 | 115955 | 247655 | 6458 | 0 | 0 | 0 | 469941 |
| NON-SERVICE..... | 230 | 16218 | 9772 | 6902 | 39669 | 6512 | 30813 | 7559 | 9300 | 126745 |
| SUBTOTAL (ADD LINES 210 THROUGH 230)..... | 240 | 161871 | 24903 | 126348 | 321976 | 13962 | 30813 | 7559 | 9300 | 696732 |
| TOTAL DISPOSITIONS (ADD LINES 200 AND 240)..... | 250 | 216165 | 66744 | 157445 | 441598 | 48368 | 81932 | 24907 | 41578 | 1078737 |
| PENDING CASES AT THE END OF YEAR..... | | | | | | | | | | |
| INACTIVE: BENCH WARRANTS (LINES 10 - 90 + 180)..... | 260 | 3809 | 3798 | 152 | 9370 | 3876 | 166 | 10 | 1 | 21182 |
| INACTIVE: NON-SERVICE (LINES 20 - 95 + 230)..... | 270 | 19910 | 11363 | 32789 | 46348 | 7586 | 12500 | 2060 | 1440 | 133996 |
| ACTIVE PENDING (SUBTRACT LINE 250 FROM LINE 120)..... | 280 | 31942 | 10780 | 67213 | 51422 | 11586 | 19031 | 4862 | 4712 | 201548 |
| TOTAL CASES PENDING AT END OF YEAR(LINES 260+270+280)..... | 290 | 55661 | 25941 | 100154 | 107140 | 23048 | 31697 | 6932 | 6153 | 356726 |
| CIVIL CASES PENDING OVER 1 YEAR..... | | | | | | | | | | |
| | 300 | 0 | 0 | 0 | 0 | 0 | 3730 | 194 | 212 | 4136 |

REPORT OF DISTRICT CASELOAD

REGION 3

DISTRICT #2-1

LENAWEE COUNTY

| ***** | | | | | | | | | | |
|---|-------------|-------------|----------------|-------------|---------------|-----------|----------|---------|-------|-------|
| * CRIMINAL * | | | | | | * CIVIL * | | | * T * | |
| ***** | | | | | | | | | | |
| * STATE OFFENSE * | | | * STATE ORD. * | | * ORDINANCE * | | * * * | | * T * | |
| ***** | | | | | | | | | | |
| L | * NON | * AND | * * * | * NON | * * * | * CIVIL | * SMALL | * MARY | * * * | * T * |
| ***** | | | | | | | | | | |
| E | * TRAF- FIC | * TRAF- FIC | * PARK- ING | * TRAF- FIC | * TRAF- FIC | * CIVIL | * GLAIMS | * PROC. | * * * | * S * |
| ***** | | | | | | | | | | |
| PENDING CASES AT THE BEGINNING OF THE YEAR..... | | | | | | | | | | |
| INACTIVE BENCH WARRANTS..... | 10 | 249 | 145 | 18 | 58 | 29 | 5 | 0 | 0 | 504 |
| INACTIVE: NON-SERVICE..... | 20 | 588 | 154 | 104 | 204 | 59 | 237 | 102 | 26 | 1474 |
| TOTAL (ADD LINES 10 AND 20)..... | 30 | 837 | 299 | 122 | 262 | 88 | 242 | 102 | 26 | 1978 |
| ACTIVE PENDING..... | 40 | 202 | 450 | 24 | 113 | 213 | 91 | 94 | 24 | 1211 |
| NEW CASES FILED THIS YEAR..... | 50 | 9315 | 1197 | 108 | 4910 | 421 | 1052 | 864 | 193 | 18060 |
| SUBTOTAL ACTIVE..... | 60 | 9517 | 1647 | 132 | 5023 | 634 | 1143 | 958 | 217 | 19271 |
| RE-OPENED CASES..... | | | | | | | | | | |
| REMANDS FROM HIGHER COURTS..... | 70 | 0 | 20 | 0 | 0 | 0 | 1 | 0 | 0 | 21 |
| PROBATION VIOLATIONS..... | 80 | 38 | 40 | 0 | 12 | 6 | 0 | 0 | 0 | 96 |
| MISTRIALS..... | 85 | 1 | 1 | 0 | 0 | 0 | 0 | 0 | 0 | 2 |
| APPEARANCE AFTER BENCH WARRANT ISSUED..... | 90 | 128 | 40 | 0 | 49 | 30 | 1 | 0 | 0 | 248 |
| SERVICE MADE/ARRAIGNMENT..... | 95 | 855 | 241 | 0 | 316 | 84 | 825 | 649 | 135 | 3105 |
| OTHER..... | 100 | 0 | 0 | 0 | 0 | 0 | 29 | 1 | 0 | 30 |
| SUBTOTAL (ADD LINES 70 THROUGH 100)..... | 110 | 1022 | 342 | 0 | 377 | 120 | 856 | 650 | 135 | 3502 |
| TOTAL ACTIVE CASELOAD THIS YEAR (ADD LINES 60 AND 110)..... | 120 | 10539 | 1989 | 132 | 5400 | 754 | 1999 | 1608 | 352 | 22773 |
| JUDICIAL DISPOSITIONS..... | | | | | | | | | | |
| GUILTY PLEAS..... | 130 | 1234 | 467 | 0 | 704 | 144 | 0 | 0 | 0 | 2549 |
| TRIALS WITHOUT JURY..... | 140 | 177 | 71 | 1 | 136 | 33 | 35 | 154 | 36 | 643 |
| TRIALS BY JURY..... | 150 | 50 | 14 | 0 | 15 | 1 | 0 | 0 | 0 | 80 |
| DISMISSALS..... | 160 | 140 | 127 | 0 | 8 | 69 | 250 | 386 | 25 | 1085 |
| PELIMINARY EXAMS WAIVED..... | 170 | 0 | 133 | 0 | 0 | 0 | 0 | 0 | 0 | 133 |
| PELIMINARY EXAMS CONDUCTED..... | 175 | 0 | 115 | 0 | 0 | 0 | 0 | 0 | 0 | 115 |
| BENCH WARRANTS..... | 180 | 170 | 100 | 0 | 77 | 44 | 9 | 0 | 0 | 400 |
| NO PROGRESS..... | 185 | 0 | 0 | 0 | 0 | 0 | 21 | 17 | 40 | 78 |
| OTHER JUDICIAL DISPOSITIONS..... | 190 | 121 | 248 | 0 | 214 | 61 | 776 | 306 | 92 | 1818 |
| SUBTOTAL (ADD LINES 130 THROUGH 190)..... | 200 | 1892 | 1275 | 1 | 1234 | 352 | 1091 | 863 | 193 | 6901 |
| OTHER DISPOSITIONS..... | | | | | | | | | | |
| MAGISTRATES..... | 210 | 1888 | 329 | 3 | 882 | 106 | 0 | 0 | 0 | 3208 |
| TRAFFIC BUREAU..... | 220 | 5954 | 68 | 0 | 2723 | 24 | 0 | 0 | 0 | 8769 |
| NON-SERVICE..... | 230 | 524 | 265 | 5 | 303 | 144 | 807 | 672 | 138 | 2858 |
| SUBTOTAL (ADD LINES 210 THROUGH 230)..... | 240 | 8366 | 662 | 8 | 3908 | 274 | 807 | 672 | 138 | 14835 |
| TOTAL DISPOSITIONS (ADD LINES 200 AND 240)..... | 250 | 10258 | 1937 | 9 | 5142 | 626 | 1898 | 1535 | 331 | 21736 |
| PENDING CASES AT THE END OF YEAR..... | | | | | | | | | | |
| INACTIVE: BENCH WARRANTS (LINES 10 - 90 + 180)..... | 260 | 291 | 205 | 18 | 86 | 43 | 13 | 0 | 0 | 656 |
| INACTIVE: NON-SERVICE (LINES 20 - 95 + 230)..... | 270 | 257 | 178 | 109 | 191 | 119 | 219 | 125 | 29 | 1227 |
| ACTIVE PENDING (SUBTRACT LINE 250 FROM LINE 120)..... | 280 | 281 | 52 | 123 | 258 | 128 | 101 | 73 | 21 | 1037 |
| TOTAL CASES PENDING AT END OF YEAR (LINES 260+270+280)..... | 290 | 829 | 435 | 250 | 535 | 290 | 333 | 198 | 50 | 2920 |
| CIVIL CASES PENDING OVER 1 YEAR..... | | | | | | | | | | |
| | 300 | 0 | 0 | 0 | 0 | 0 | 4 | 0 | 0 | 4 |

REPORT OF DISTRICT CASELOAD

REGION 3

DISTRICT #2-2

HILLSDALE COUNTY

| ***** | | | | | | | | | |
|---|---------------------|-----------|---------------|---------|---------|---------------|----------|---------|-------|
| | * C R I M I N A L * | | | | | * C I V I L * | | | * T * |
| | ***** | | | | | | | | |
| | * STATE OFFENSE * | * STATE * | * ORDINANCE * | | | | | | |
| L | ***** | | | | | | | | |
| I | * NON | * AND | * NON | | | * CIVIL | * SMALL | * MARY | * L |
| N | * TRAF- | * TRAF- | * PARK- | * TRAF- | * TRAF- | | * CLAIMS | * PROC. | * S |
| E | * FIC | * FIC | * ING | * FIC | * FIC | | | | |
| ***** | | | | | | | | | |
| PENDING CASES AT THE BEGINNING OF THE YEAR..... | | | | | | | | | |
| INACTIVE BENCH WARRANTS..... | 10 | 118 | 49 | 0 | 51 | 17 | 0 | 0 | 235 |
| INACTIVE: NON-SERVICE..... | 20 | 352 | 75 | 4 | 154 | 0 | 61 | 46 | 695 |
| TOTAL (ADD LINES 10 AND 20)..... | 30 | 470 | 124 | 4 | 205 | 17 | 61 | 46 | 930 |
| ACTIVE PENDING..... | 40 | 313 | 97 | 1 | 273 | 19 | 81 | 18 | 804 |
| NEW CASES FILED THIS YEAR..... | 50 | 4430 | 649 | 11 | 2657 | 188 | 342 | 499 | 8835 |
| SUBTOTAL ACTIVE..... | 60 | 4743 | 746 | 12 | 2930 | 207 | 423 | 517 | 9639 |
| RE-OPENED CASES..... | | | | | | | | | |
| REMANDS FROM HIGHER COURTS..... | 70 | 0 | 5 | 0 | 0 | 0 | 0 | 0 | 5 |
| PROBATION VIOLATIONS..... | 80 | 64 | 37 | 0 | 40 | 8 | 0 | 0 | 149 |
| MISTRIALS..... | 85 | 0 | 0 | 0 | 0 | 0 | 0 | 0 | 0 |
| APPEARANCE AFTER BENCH WARRANT ISSUED..... | 90 | 24 | 10 | 0 | 22 | 5 | 0 | 0 | 61 |
| SERVICE MADE/ARRAIGNMENT..... | 95 | 160 | 11 | 4 | 135 | 1 | 203 | 161 | 696 |
| OTHER..... | 100 | 0 | 0 | 0 | 0 | 1 | 55 | 4 | 62 |
| SUBTOTAL (ADD LINES 70 THROUGH 100)..... | 110 | 248 | 63 | 4 | 197 | 15 | 258 | 165 | 973 |
| TOTAL ACTIVE CASELOAD THIS YEAR (ADD LINES 60 AND 110)..... | 120 | 4991 | 809 | 16 | 3127 | 222 | 681 | 682 | 10612 |
| JUDICIAL DISPOSITIONS..... | | | | | | | | | |
| GUILTY PLEAS..... | 130 | 409 | 200 | 5 | 259 | 34 | 0 | 0 | 907 |
| TRIALS WITHOUT JURY..... | 140 | 64 | 28 | 3 | 78 | 10 | 11 | 221 | 416 |
| TRIALS BY JURY..... | 150 | 14 | 5 | 0 | 5 | 2 | 2 | 0 | 28 |
| DISMISSALS..... | 160 | 39 | 69 | 3 | 34 | 13 | 103 | 23 | 297 |
| PELIMINARY EXAMS WAIVED..... | 170 | 11 | 57 | 0 | 0 | 0 | 0 | 0 | 68 |
| PELIMINARY EXAMS CONDUCTED..... | 175 | 6 | 37 | 0 | 0 | 0 | 0 | 0 | 43 |
| BENCH WARRANTS..... | 180 | 45 | 27 | 0 | 30 | 3 | 0 | 0 | 105 |
| NO PROGRESS..... | 185 | 0 | 0 | 0 | 0 | 0 | 30 | 0 | 32 |
| OTHER JUDICIAL DISPOSITIONS..... | 190 | 40 | 4 | 1 | 136 | 59 | 186 | 241 | 639 |
| SUBTOTAL (ADD LINES 130 THROUGH 190)..... | 200 | 628 | 427 | 12 | 542 | 121 | 332 | 485 | 2595 |
| OTHER DISPOSITIONS..... | | | | | | | | | |
| MAGISTRATES..... | 210 | 3861 | 258 | 0 | 2332 | 69 | 0 | 0 | 6520 |
| TRAFFIC BUREAU..... | 220 | 0 | 0 | 0 | 0 | 0 | 0 | 0 | 0 |
| NON-SERVICE..... | 230 | 207 | 18 | 0 | 63 | 11 | 218 | 135 | 675 |
| SUBTOTAL (ADD LINES 210 THROUGH 230)..... | 240 | 4068 | 276 | 0 | 2395 | 80 | 218 | 135 | 7195 |
| TOTAL DISPOSITIONS (ADD LINES 200 AND 240)..... | 250 | 4696 | 703 | 12 | 2937 | 201 | 550 | 620 | 9790 |
| PENDING CASES AT THE END OF YEAR..... | | | | | | | | | |
| INACTIVE: BENCH WARRANTS (LINES 10 - 90 + 180)..... | 260 | 139 | 66 | 0 | 59 | 15 | 0 | 0 | 279 |
| INACTIVE: NON-SERVICE (LINES 20 - 95 + 230)..... | 270 | 399 | 82 | 0 | 82 | 10 | 76 | 20 | 674 |
| ACTIVE PENDING (SUBTRACT LINE 250 FROM LINE 120)..... | 280 | 295 | 106 | 4 | 190 | 21 | 131 | 62 | 822 |
| TOTAL CASES PENDING AT END OF YEAR (LINES 260+270+280)..... | 290 | 833 | 254 | 4 | 331 | 46 | 207 | 82 | 1775 |
| CIVIL CASES PENDING OVER 1 YEAR..... | 300 | 0 | 0 | 0 | 0 | 0 | 13 | 0 | 13 |

REPORT OF DISTRICT CASELOAD

REGION 3

DISTRICT #3-1

BRANCH COUNTY

| ***** | | | | | | | | | |
|---|---------------------|----------------|---------------|-----------|-----------|---------------|------------|-----------|-------|
| | * C R I M I N A L * | | | | | * C I V I L * | | | * T * |
| | ***** | | | | | | | | |
| | * STATE OFFENSE * | * STATE ORD. * | * ORDINANCE * | | | | * SUM- * | * MARY * | * T * |
| L | ***** | | | | | | | | |
| I | * NON * | * AND * | * NON * | | | * CIVIL * | * SMALL * | * PROC. * | * A * |
| N | * TRAF- * | * TRAF- * | * PARK- * | * TRAF- * | * TRAF- * | * CIVIL * | * CLAIMS * | | * S * |
| E | * FIC * | * FIC * | * ING * | * FIC * | * FIC * | | | | |
| ***** | | | | | | | | | |
| PENDING CASES AT THE BEGINNING OF THE YEAR..... | | | | | | | | | |
| INACTIVE BENCH WARRANTS..... | 10 | 8 | 17 | 0 | 6 | 8 | 4 | 0 | 43 |
| INACTIVE: NON-SERVICE..... | 20 | 290 | 536 | 0 | 28 | 45 | 131 | 55 | 1095 |
| TOTAL (ADD LINES 10 AND 20)..... | 30 | 298 | 553 | 0 | 34 | 53 | 135 | 55 | 1138 |
| ACTIVE PENDING..... | 40 | 959 | 54 | 0 | 282 | 47 | 26 | 24 | 1398 |
| NEW CASES FILED THIS YEAR..... | 50 | 4689 | 1031 | 8 | 2480 | 188 | 361 | 334 | 9181 |
| SUBTOTAL ACTIVE..... | 60 | 5648 | 1085 | 8 | 2762 | 235 | 387 | 358 | 10579 |
| RE-OPENED CASES..... | | | | | | | | | |
| REMANDS FROM HIGHER COURTS..... | 70 | 3 | 14 | 0 | 0 | 0 | 0 | 0 | 17 |
| PROBATION VIOLATIONS..... | 80 | 27 | 24 | 0 | 9 | 2 | 0 | 0 | 62 |
| MISTRIALS..... | 85 | 0 | 0 | 0 | 0 | 0 | 0 | 0 | 0 |
| APPEARANCE AFTER BENCH WARRANT ISSUED..... | 90 | 55 | 48 | 0 | 22 | 15 | 7 | 0 | 147 |
| SERVICE MADE/ARRAIGNMENT..... | 95 | 162 | 1381 | 7 | 57 | 223 | 237 | 196 | 2333 |
| OTHER..... | 100 | 259 | 61 | 0 | 3 | 0 | 0 | 9 | 332 |
| SUBTOTAL (ADD LINES 70 THROUGH 100)..... | 110 | 506 | 1528 | 7 | 91 | 240 | 244 | 205 | 2891 |
| TOTAL ACTIVE CASELOAD THIS YEAR (ADD LINES 60 AND 110)..... | 120 | 6154 | 2613 | 15 | 2853 | 475 | 631 | 563 | 13470 |
| JUDICIAL DISPOSITIONS..... | | | | | | | | | |
| GUILTY PLEAS..... | 130 | 336 | 298 | 1 | 281 | 77 | 0 | 0 | 993 |
| TRIALS WITHOUT JURY..... | 140 | 51 | 39 | 0 | 47 | 4 | 8 | 75 | 304 |
| TRIALS BY JURY..... | 150 | 14 | 11 | 0 | 2 | 1 | 0 | 0 | 28 |
| DISMISSALS..... | 160 | 443 | 164 | 0 | 204 | 52 | 55 | 132 | 1061 |
| PELIMINARY EXAMS WAIVED..... | 170 | 1 | 32 | 0 | 0 | 0 | 0 | 0 | 33 |
| PELIMINARY EXAMS CONDUCTED..... | 175 | 1 | 30 | 0 | 0 | 0 | 0 | 0 | 31 |
| BENCH WARRANTS..... | 180 | 94 | 90 | 0 | 52 | 17 | 4 | 0 | 257 |
| NO PROGRESS..... | 185 | 0 | 0 | 0 | 0 | 0 | 43 | 0 | 50 |
| OTHER JUDICIAL DISPOSITIONS..... | 190 | 320 | 529 | 2 | 317 | 65 | 261 | 125 | 1624 |
| SUBTOTAL (ADD LINES 130 THROUGH 190)..... | 200 | 1260 | 1193 | 3 | 903 | 216 | 371 | 337 | 4381 |
| OTHER DISPOSITIONS..... | | | | | | | | | |
| MAGISTRATES..... | 210 | 120 | 303 | 4 | 100 | 43 | 0 | 0 | 570 |
| TRAFFIC BUREAU..... | 220 | 3339 | 4 | 0 | 1508 | 0 | 0 | 0 | 4851 |
| NON-SERVICE..... | 230 | 989 | 1031 | 7 | 186 | 188 | 209 | 170 | 2842 |
| SUBTOTAL (ADD LINES 210 THROUGH 230)..... | 240 | 4448 | 1338 | 11 | 1794 | 231 | 209 | 170 | 8263 |
| TOTAL DISPOSITIONS (ADD LINES 200 AND 240)..... | 250 | 5708 | 2531 | 14 | 2697 | 447 | 580 | 507 | 12644 |
| PENDING CASES AT THE END OF YEAR..... | | | | | | | | | |
| INACTIVE: BENCH WARRANTS (LINES 10 - 90 + 180)..... | 260 | 47 | 59 | 0 | 36 | 10 | 1 | 0 | 153 |
| INACTIVE: NON-SERVICE (LINES 20 - 95 + 230)..... | 270 | 1117 | 186 | 0 | 157 | 10 | 103 | 29 | 1604 |
| ACTIVE PENDING (SUBTRACT LINE 250 FROM LINE 120)..... | 280 | 446 | 82 | 1 | 156 | 28 | 51 | 56 | 826 |
| TOTAL CASES PENDING AT END OF YEAR(LINES 260+270+280)..... | 290 | 1610 | 327 | 1 | 349 | 48 | 155 | 85 | 2583 |
| CIVIL CASES PENDING OVER 1 YEAR..... | 300 | 0 | 0 | 0 | 0 | 0 | 7 | 0 | 7 |

Region 3

Report of Caseload
District #3, Division 2
St. Joseph County

| Line No. | | CRIMINAL | | | | | CIVIL | | | Total |
|----------|---|---------------|-------------|-----------------------------|-----------|-------------|-------|--------------|---------------------|--------|
| | | STATE OFFENSE | | State and Ordinance Parking | ORDINANCE | | Civil | Small Claims | Summary Proceedings | |
| | | Traffic | Non-Traffic | | Traffic | Non-Traffic | | | | |
| | PENDING CASES BEGINNING OF YEAR | | | | | | | | | |
| 10 | Inactive: Bench Warrants (Line 260 Last Year) | 33 | 24 | | 10 | 4 | 0 | 0 | 0 | 71 |
| 20 | Inactive: Non-Service (Line 270 Last Year) | 1 | 24 | | 1 | 4 | 117 | 41 | 10 | 198 |
| 30 | Total (Add Lines 10 & 20) | 34 | 48 | | 11 | 8 | 117 | 41 | 10 | 269 |
| 40 | Active Pending (Line 280 Last Year) | 351 | 232 | | 127 | 56 | 52 | 53 | 14 | 885 |
| 50 | New Cases Filed During Year | 6,438 | 1,752 | | 2,257 | 236 | 576 | 389 | 112 | 11,801 |
| 60 | Subtotal Active Caseload (Add Lines 40 & 50) | 6,789 | 1,984 | | 2,384 | 292 | 628 | 442 | 126 | 12,686 |
| | RE-OPENED CASES | | | | | | | | | |
| 70 | Remands from Higher Courts | | | | | | | | | |
| 80 | Probation Violations | 0 | 3 | | 0 | 0 | | | | 3 |
| 85 | Mistrials | 1 | 0 | | 0 | 0 | 0 | 0 | 0 | 1 |
| 90 | Appearance After Bench Warrant Issued | 63 | 33 | | 26 | 3 | 3 | | | 128 |
| 95 | Service Made/Arraignment | 96 | 115 | | 29 | 2 | 220 | 127 | 13 | 602 |
| 100 | Other | 0 | 0 | | 0 | 0 | 0 | 0 | 0 | 0 |
| 110 | Subtotal (Add Lines 70, 80, 85, 90, 95 & 100) | 160 | 151 | | 55 | 5 | 223 | 127 | 13 | 734 |
| 120 | TOTAL ACTIVE CASELOAD (Add Lines 60 & 110) | 6,949 | 2,135 | | 2,439 | 297 | 851 | 569 | 139 | 13,420 |
| | JUDICIAL DISPOSITIONS | | | | | | | | | |
| 130 | Guilty Pleas | 552 | 692 | | 263 | 100 | | | | 1,634 |
| 140 | Trials without Jury | 97 | 50 | | 85 | 11 | 27 | 55 | 47 | 372 |
| 150 | Trials by Jury | 9 | 0 | | 0 | 0 | 1 | | 0 | 10 |
| 160 | Dismissals | 158 | 236 | | 88 | 40 | 34 | 15 | 4 | 575 |
| 170 | Preliminary Exams Waived | 4 | 67 | | | | | | | 71 |
| 175 | Preliminary Exams Conducted | 4 | 101 | | | | | | | 105 |
| 180 | Bench Warrants | 75 | 42 | | 33 | 3 | 3 | 0 | 0 | 156 |
| 185 | No Progress | | | | | | 18 | 7 | 2 | 27 |
| 190 | Other Judicial Dispositions | 157 | 39 | | 25 | 3 | 338 | 212 | 19 | 793 |
| 200 | Subtotal (Add Lines 130, 140, 150, 160, 170, 175, 180, 185 & 190) | 1,056 | 1,227 | | 494 | 157 | 421 | 289 | 72 | 3,743 |
| | OTHER DISPOSITIONS | | | | | | | | | |
| 210 | Magistrates | 1,141 | 131 | | 700 | 73 | | | | 2,045 |
| 220 | Traffic Bureau | 3,893 | 0 | | 947 | 0 | | | | 4,840 |
| 230 | Non-Service | 129 | 165 | | 35 | 3 | 332 | 86 | 30 | 780 |
| 240 | Subtotal (Add Lines 210, 220 & 230) | 5,163 | 296 | | 1,682 | 76 | 332 | 86 | 30 | 7,665 |
| 250 | TOTAL DISPOSITIONS (Add Lines 200 & 240) | 6,219 | 1,523 | | 2,176 | 233 | 753 | 375 | 102 | 11,408 |
| | PENDING CASES AT END OF YEAR | | | | | | | | | |
| 260 | Inactive: Bench Warrants (Subtract Line 90 from Line 10; Then Add Line 180) | 45 | 33 | | 17 | 4 | 0 | 0 | 0 | 99 |
| 270 | Inactive: Non-Service (Subtract Line 95 from Line 20; Then Add Line 230) | 34 | 74 | | 7 | 5 | 229 | 0 | 27 | 376 |
| 280 | Active Pending (Subtract Line 250 from Line 120) | 730 | 612 | | 263 | 64 | 98 | 194 | 37 | 2,012 |
| 290 | TOTAL PENDING AT END OF YEAR (Add Lines 260, 270 & 280) | 809 | 719 | | 287 | 73 | 327 | 194 | 64 | 2,487 |
| 300 | CIVIL CASES PENDING OVER ONE YEAR | | | | | | 44 | 18 | 10 | 72 |

REPORT OF DISTRICT CASELOAD

REGION 3

DISTRICT #4

CASS COUNTY

| ***** | | | | | | | | | |
|--|-----|------|------|---|---------------|-----|------|-------|-------|
| * C R I M I N A L * | | | | | * C I V I L * | | | * T * | |
| ***** | | | | | | | | | |
| * STATE OFFENSE * STATE * ORDINANCE * | | | | | | | | | |
| ***** | | | | | | | | | |
| * NON * AND * NON * | | | | | | | | | |
| ***** | | | | | | | | | |
| * TRAF- * TRAF- * PARK- * TRAF- * TRAF- * CIVIL * SMALL * MARY * L * | | | | | | | | | |
| ***** | | | | | | | | | |
| * FIC * FIC * ING * FIC * FIC * * CLAIMS * PROC. * S * | | | | | | | | | |
| ***** | | | | | | | | | |
| PENDING CASES AT THE BEGINNING OF THE YEAR..... | | | | | | | | | |
| INACTIVE BENCH WARRANTS..... | 10 | 386 | 80 | 0 | 299 | 10 | 0 | 0 | 775 |
| INACTIVE: NON-SERVICE..... | 20 | 8 | 144 | 0 | 1 | 102 | 93 | 17 | 365 |
| TOTAL (ADD LINES 10 AND 20)..... | 30 | 394 | 224 | 0 | 300 | 112 | 93 | 17 | 1140 |
| ACTIVE PENDING..... | 40 | 519 | 124 | 0 | 357 | 10 | 105 | 39 | 1166 |
| NEW CASES FILED THIS YEAR..... | 50 | 5678 | 1416 | 0 | 2372 | 325 | 530 | 510 | 10934 |
| SUBTOTAL ACTIVE..... | 60 | 6197 | 1540 | 0 | 2729 | 335 | 635 | 549 | 12100 |
| RE-OPENED CASES..... | | | | | | | | | |
| REMANDS FROM HIGHER COURTS..... | 70 | 0 | 22 | 0 | 0 | 0 | 0 | 0 | 22 |
| PROBATION VIOLATIONS..... | 80 | 1 | 4 | 0 | 0 | 0 | 0 | 0 | 5 |
| MISTRIALS..... | 85 | 0 | 0 | 0 | 0 | 0 | 0 | 0 | 0 |
| APPEARANCE AFTER BENCH WARRANT ISSUED..... | 90 | 53 | 61 | 0 | 24 | 6 | 0 | 0 | 144 |
| SERVICE MADE/ARRAIGNMENT..... | 95 | 41 | 376 | 0 | 7 | 61 | 416 | 338 | 1292 |
| OTHER..... | 100 | 0 | 0 | 0 | 0 | 0 | 82 | 0 | 82 |
| SUBTOTAL (ADD LINES 70 THROUGH 100)..... | 110 | 95 | 463 | 0 | 31 | 67 | 498 | 338 | 1545 |
| TOTAL ACTIVE CASELOAD THIS YEAR (ADD LINES 60 AND 110)..... | 120 | 6292 | 2003 | 0 | 2760 | 402 | 1133 | 887 | 13645 |
| JUDICIAL DISPOSITIONS..... | | | | | | | | | |
| GUILTY PLEAS..... | 130 | 386 | 717 | 0 | 284 | 147 | 0 | 0 | 1534 |
| TRIALS WITHOUT JURY..... | 140 | 31 | 22 | 0 | 15 | 4 | 10 | 4 | 86 |
| TRIALS BY JURY..... | 150 | 7 | 6 | 0 | 3 | 0 | 4 | 0 | 21 |
| DISMISSALS..... | 160 | 306 | 438 | 0 | 137 | 81 | 253 | 221 | 1492 |
| PELIMINARY EXAMS WAIVED..... | 170 | 0 | 65 | 0 | 0 | 0 | 0 | 0 | 65 |
| PELIMINARY EXAMS CONDUCTED..... | 175 | 0 | 59 | 0 | 0 | 0 | 0 | 0 | 59 |
| BENCH WARRANTS..... | 180 | 186 | 48 | 0 | 105 | 2 | 0 | 0 | 341 |
| NO PROGRESS..... | 185 | 0 | 0 | 0 | 0 | 0 | 78 | 16 | 96 |
| OTHER JUDICIAL DISPOSITIONS..... | 190 | 10 | 98 | 0 | 3 | 0 | 291 | 275 | 723 |
| SUBTOTAL (ADD LINES 130 THROUGH 190)..... | 200 | 926 | 1453 | 0 | 547 | 234 | 636 | 516 | 4417 |
| OTHER DISPOSITIONS..... | | | | | | | | | |
| MAGISTRATES..... | 210 | 426 | 2 | 0 | 458 | 107 | 0 | 0 | 993 |
| TRAFFIC BUREAU..... | 220 | 3456 | 0 | 0 | 1293 | 0 | 0 | 0 | 4749 |
| NON-SERVICE..... | 230 | 68 | 312 | 0 | 10 | 26 | 333 | 342 | 1148 |
| SUBTOTAL (ADD LINES 210 THROUGH 230)..... | 240 | 3950 | 314 | 0 | 1761 | 133 | 333 | 342 | 6890 |
| TOTAL DISPOSITIONS (ADD LINES 200 AND 240)..... | 250 | 4876 | 1767 | 0 | 2308 | 367 | 969 | 858 | 11307 |
| PENDING CASES AT THE END OF YEAR..... | | | | | | | | | |
| INACTIVE: BENCH WARRANTS (LINES 10 - 90 + 180)..... | 260 | 519 | 67 | 0 | 380 | 6 | 0 | 0 | 972 |
| INACTIVE: NON-SERVICE (LINES 20 - 95 + 230)..... | 270 | 35 | 80 | 0 | 4 | 67 | 10 | 21 | 221 |
| ACTIVE PENDING (SUBTRACT LINE 250 FROM LINE 120)..... | 280 | 1416 | 236 | 0 | 452 | 35 | 164 | 29 | 2338 |
| TOTAL CASES PENDING AT END OF YEAR (LINES 260+270+280)..... | 290 | 1970 | 383 | 0 | 836 | 108 | 174 | 50 | 3531 |
| CIVIL CASES PENDING OVER 1 YEAR..... | 300 | 0 | 0 | 0 | 0 | 0 | 22 | 0 | 22 |

REPORT OF DISTRICT CASELOAD

REGION 3

DISTRICT #5-2

CITY OF NILES

| ***** | | | | | | | | | |
|---|---------|-------------|---------|---------|---------------|----------|---------|-------|-------|
| * C R I M I N A L * | | | | | * C I V I L * | | | * T * | |
| ***** | | | | | | | | | |
| * STATE OFFENSE | * STATE | * ORDINANCE | | | | * SUM- | | | |
| ***** | | | | | | | | | |
| L * TRAF- | * TRAF- | * PARK- | * TRAF- | * TRAF- | * CIVIL | * SMALL | * MARY | * S * | |
| E * FIC | * FIC | * ING | * FIC | * FIC | | * CLAIMS | * PROC. | * * * | |
| ***** | | | | | | | | | |
| PENDING CASES AT THE BEGINNING OF THE YEAR..... | | | | | | | | | |
| INACTIVE BENCH WARRANTS..... | 10 | 86 | 46 | 0 | 90 | 62 | 0 | 0 | 284 |
| INACTIVE: NON-SERVICE..... | 20 | 2055 | 16 | 0 | 688 | 10 | 119 | 39 | 2949 |
| TOTAL (ADD LINES 10 AND 20)..... | 30 | 2141 | 62 | 0 | 778 | 72 | 119 | 39 | 3233 |
| ACTIVE PENDING..... | 40 | 470 | 150 | 0 | 195 | 128 | 70 | 7 | 1039 |
| NEW CASES FILED THIS YEAR..... | 50 | 7138 | 730 | 0 | 3368 | 358 | 669 | 319 | 12737 |
| SUBTOTAL ACTIVE..... | 60 | 7608 | 880 | 0 | 3563 | 486 | 739 | 326 | 13776 |
| RE-OPENED CASES..... | | | | | | | | | |
| REMANDS FROM HIGHER COURTS..... | 70 | 0 | 9 | 0 | 0 | 0 | 0 | 0 | 9 |
| PROBATION VIOLATIONS..... | 80 | 0 | 0 | 0 | 0 | 0 | 0 | 0 | 0 |
| MISTRIALS..... | 85 | 0 | 0 | 0 | 0 | 0 | 0 | 0 | 0 |
| APPEARANCE AFTER BENCH WARRANT ISSUED..... | 90 | 34 | 12 | 0 | 45 | 8 | 0 | 0 | 99 |
| SERVICE MADE/ARRAIGNMENT..... | 95 | 296 | 14 | 0 | 173 | 1 | 306 | 113 | 974 |
| OTHER..... | 100 | 0 | 1 | 0 | 0 | 0 | 0 | 0 | 1 |
| SUBTOTAL (ADD LINES 70 THROUGH 100)..... | 110 | 330 | 36 | 0 | 218 | 9 | 306 | 113 | 1083 |
| TOTAL ACTIVE CASELOAD THIS YEAR (ADD LINES 60 AND 110)..... | 120 | 7938 | 916 | 0 | 3781 | 495 | 1045 | 439 | 14859 |
| JUDICIAL DISPOSITIONS..... | | | | | | | | | |
| GUILTY PLEAS..... | 130 | 442 | 288 | 0 | 332 | 126 | 0 | 0 | 1188 |
| TRIALS WITHOUT JURY..... | 140 | 29 | 6 | 0 | 58 | 14 | 13 | 50 | 186 |
| TRIALS BY JURY..... | 150 | 5 | 1 | 0 | 5 | 0 | 2 | 0 | 13 |
| DISMISSALS..... | 160 | 106 | 21 | 0 | 27 | 5 | 129 | 75 | 409 |
| PELIMINARY EXAMS WAIVED..... | 170 | 1 | 62 | 0 | 0 | 0 | 0 | 0 | 63 |
| PELIMINARY EXAMS CONDUCTED..... | 175 | 2 | 29 | 0 | 0 | 0 | 0 | 0 | 31 |
| BENCH WARRANTS..... | 180 | 85 | 31 | 0 | 59 | 19 | 0 | 0 | 194 |
| NO PROGRESS..... | 185 | 0 | 0 | 0 | 0 | 0 | 92 | 42 | 155 |
| OTHER JUDICIAL DISPOSITIONS..... | 190 | 125 | 85 | 0 | 77 | 41 | 362 | 103 | 856 |
| SUBTOTAL (ADD LINES 130 THROUGH 190)..... | 200 | 795 | 523 | 0 | 558 | 205 | 598 | 270 | 3095 |
| OTHER DISPOSITIONS..... | | | | | | | | | |
| MAGISTRATES..... | 210 | 2859 | 217 | 0 | 1067 | 145 | 0 | 0 | 4288 |
| TRAFFIC BUREAU..... | 220 | 3083 | 0 | 0 | 1627 | 0 | 0 | 0 | 4710 |
| NON-SERVICE..... | 230 | 505 | 26 | 0 | 268 | 10 | 348 | 104 | 1319 |
| SUBTOTAL (ADD LINES 210 THROUGH 230)..... | 240 | 6447 | 243 | 0 | 2962 | 155 | 348 | 104 | 10317 |
| TOTAL DISPOSITIONS (ADD LINES 200 AND 240)..... | 250 | 7242 | 766 | 0 | 3520 | 360 | 946 | 374 | 13412 |
| PENDING CASES AT THE END OF YEAR..... | | | | | | | | | |
| INACTIVE: BENCH WARRANTS (LINES 10 - 90 + 180)..... | 260 | 137 | 65 | 0 | 104 | 73 | 0 | 0 | 379 |
| INACTIVE: NON-SERVICE (LINES 20 - 95 + 230)..... | 270 | 2264 | 28 | 0 | 783 | 19 | 161 | 30 | 3294 |
| ACTIVE PENDING (SUBTRACT LINE 250 FROM LINE 120)..... | 280 | 696 | 150 | 0 | 261 | 135 | 99 | 65 | 1447 |
| TOTAL CASES PENDING AT END OF YEAR(LINES 260+270+280)..... | 290 | 3097 | 243 | 0 | 1148 | 227 | 260 | 95 | 5120 |
| CIVIL CASES PENDING OVER 1 YEAR..... | 300 | 0 | 0 | 0 | 0 | 0 | 15 | 0 | 1 |

REPORT OF DISTRICT CASELOAD

REGION 3

DISTRICT #7-1

CITY OF PAW PAW

| ***** | | | | | | | | | | |
|---|--|-------|------|---------------------------------|-----|----|----------------|-----|--------|-------|
| * C R I M I N A L * C I V I L * T * | | | | | | | | | | |
| ***** | | | | | | | | | | |
| * STATE OFFENSE * STATE * ORDINANCE * * * * T * | | | | | | | | | | |
| ***** | | | | | | | | | | |
| L | * NON * AND * | | | * NON * | | | * SMALL * MARY | | * SUM- | * A * |
| I | * TRAF- * TRAF- * PARK- * TRAF- * TRAF- * CIVIL * CLAIMS * PROC. | | | * FIC * FIC * ING * FIC * FIC * | | | * * * | | * * * | * * * |
| N | * FIC * FIC * ING * FIC * FIC * | | | * * * | | | * * * | | * * * | * * * |
| E | * * * | | | * * * | | | * * * | | * * * | * * * |
| ***** | | | | | | | | | | |
| PENDING CASES AT THE BEGINNING OF THE YEAR..... | | | | | | | | | | |
| INACTIVE BENCH WARRANTS..... | 10 | 213 | 47 | 0 | 1 | 1 | 0 | 0 | 0 | 262 |
| INACTIVE: NON-SERVICE..... | 20 | 835 | 253 | 0 | 6 | 2 | 53 | 2 | 9 | 1160 |
| TOTAL (ADD LINES 10 AND 20)..... | 30 | 1048 | 300 | 0 | 7 | 3 | 53 | 2 | 9 | 1422 |
| ACTIVE PENDING..... | 40 | 1017 | 40 | 0 | 27 | 3 | 67 | 17 | 12 | 1183 |
| NEW CASES FILED THIS YEAR..... | 50 | 9963 | 1365 | 0 | 77 | 16 | 442 | 299 | 121 | 12283 |
| SUBTOTAL ACTIVE..... | 60 | 10980 | 1405 | 0 | 104 | 19 | 509 | 316 | 133 | 13466 |
| RE-OPENED CASES..... | | | | | | | | | | |
| REMANDS FROM HIGHER COURTS..... | 70 | 0 | 34 | 0 | 0 | 0 | 0 | 0 | 0 | 34 |
| PROBATION VIOLATIONS..... | 80 | 10 | 13 | 0 | 0 | 0 | 0 | 0 | 0 | 23 |
| MISTRIALS..... | 85 | 0 | 0 | 0 | 0 | 0 | 0 | 0 | 0 | 0 |
| APPEARANCE AFTER BENCH WARRANT ISSUED..... | 90 | 159 | 36 | 0 | 0 | 1 | 0 | 0 | 0 | 196 |
| SERVICE MADE/ARRAIGNMENT..... | 95 | 501 | 1296 | 0 | 9 | 15 | 446 | 288 | 116 | 2671 |
| OTHER..... | 100 | 0 | 0 | 0 | 0 | 0 | 4 | 2 | 0 | 6 |
| SUBTOTAL (ADD LINES 70 THROUGH 100)..... | 110 | 670 | 1379 | 0 | 9 | 16 | 450 | 290 | 116 | 2930 |
| TOTAL ACTIVE CASELOAD THIS YEAR (ADD LINES 60 AND 110)..... | 120 | 11650 | 2784 | 0 | 113 | 35 | 959 | 606 | 249 | 16396 |
| JUDICIAL DISPOSITIONS..... | | | | | | | | | | |
| GUILTY PLEAS..... | 130 | 1635 | 733 | 0 | 6 | 6 | 0 | 0 | 0 | 2380 |
| TRIALS WITHOUT JURY..... | 140 | 55 | 13 | 0 | 0 | 0 | 22 | 43 | 6 | 139 |
| TRIALS BY JURY..... | 150 | 44 | 9 | 0 | 0 | 0 | 4 | 0 | 0 | 57 |
| DISMISSALS..... | 160 | 430 | 232 | 0 | 0 | 6 | 148 | 130 | 20 | 966 |
| PELIMINARY EXAMS WAIVED..... | 170 | 0 | 95 | 0 | 0 | 0 | 0 | 0 | 0 | 95 |
| PELIMINARY EXAMS CONDUCTED..... | 175 | 0 | 61 | 0 | 0 | 0 | 0 | 0 | 0 | 61 |
| BENCH WARRANTS..... | 180 | 222 | 46 | 0 | 2 | 1 | 0 | 0 | 0 | 271 |
| NO PROGRESS..... | 185 | 0 | 0 | 0 | 0 | 0 | 0 | 0 | 0 | 0 |
| OTHER JUDICIAL DISPOSITIONS..... | 190 | 842 | 136 | 0 | 37 | 2 | 232 | 89 | 92 | 1430 |
| SUBTOTAL (ADD LINES 130 THROUGH 190)..... | 200 | 3228 | 1325 | 0 | 45 | 15 | 406 | 262 | 118 | 5399 |
| OTHER DISPOSITIONS..... | | | | | | | | | | |
| MAGISTRATES..... | 210 | 81 | 56 | 0 | 0 | 0 | 0 | 0 | 0 | 137 |
| TRAFFIC BUREAU..... | 220 | 6879 | 6 | 0 | 62 | 0 | 0 | 0 | 0 | 6947 |
| NON-SERVICE..... | 230 | 636 | 1291 | 0 | 3 | 15 | 442 | 316 | 121 | 2824 |
| SUBTOTAL (ADD LINES 210 THROUGH 230)..... | 240 | 7596 | 1353 | 0 | 65 | 15 | 442 | 316 | 121 | 9908 |
| TOTAL DISPOSITIONS (ADD LINES 200 AND 240)..... | 250 | 10824 | 2678 | 0 | 110 | 30 | 848 | 578 | 239 | 15307 |
| PENDING CASES AT THE END OF YEAR..... | | | | | | | | | | |
| INACTIVE: BENCH WARRANTS (LINES 10 - 90 + 180)..... | 260 | 276 | 57 | 0 | 3 | 1 | 0 | 0 | 0 | 337 |
| INACTIVE: NON-SERVICE (LINES 20 - 95 + 230)..... | 270 | 970 | 248 | 0 | 0 | 2 | 49 | 30 | 14 | 1313 |
| ACTIVE PENDING (SUBTRACT LINE 250 FROM LINE 120)..... | 280 | 826 | 106 | 0 | 3 | 5 | 111 | 28 | 10 | 1089 |
| TOTAL CASES PENDING AT END OF YEAR(LINES 260+270+280)..... | 290 | 2072 | 411 | 0 | 6 | 8 | 160 | 58 | 24 | 2739 |
| CIVIL CASES PENDING OVER 1 YEAR..... | 300 | 0 | 0 | 0 | 0 | 0 | 0 | 0 | 0 | 0 |

REPORT OF DISTRICT CASELOAD

REGION 3

DISTRICT #7-2

CITY OF SOUTH HAVEN

| ***** | | | | | | | | | |
|---|---------|---------|---------|---------|---------------|---------|----------|---------|-------|
| * C R I M I N A L * | | | | | * C I V I L * | | | * T * | |
| ***** | | | | | | | | | |
| * STATE OFFENSE * STATE * ORDINANCE * * * * * | | | | | | | | | |
| ***** | | | | | | | | | |
| L | * NON | * AND | * PARK- | * TRAF- | * TRAF- | * CIVIL | * SMALL | * SUM- | * A |
| I | * TRAF- | * TRAF- | * ING | * FIC | * FIC | | * CLAIMS | * MARY | * L |
| N | * FIC | * FIC | | | | | | * PROC. | * S |
| E | | | | | | | | | |
| ***** | | | | | | | | | |
| PENDING CASES AT THE BEGINNING OF THE YEAR..... | | | | | | | | | |
| 10 | 12 | 15 | 0 | 1 | 0 | 0 | 0 | 0 | 28 |
| INACTIVE BENCH WARRANTS..... | | | | | | | | | |
| 20 | 623 | 115 | 0 | 70 | 38 | 30 | 73 | 22 | 971 |
| TOTAL (ADD LINES 10 AND 20)..... | | | | | | | | | |
| 30 | 635 | 130 | 0 | 71 | 38 | 30 | 73 | 22 | 999 |
| ACTIVE PENDING..... | | | | | | | | | |
| 40 | 197 | 252 | 0 | 81 | 15 | 96 | 23 | 24 | 688 |
| NEW CASES FILED THIS YEAR..... | | | | | | | | | |
| 50 | 4191 | 1016 | 0 | 333 | 116 | 174 | 444 | 67 | 6341 |
| SUBTOTAL ACTIVE..... | | | | | | | | | |
| 60 | 4388 | 1268 | 0 | 414 | 131 | 270 | 467 | 91 | 7029 |
| RE-OPENED CASES..... | | | | | | | | | |
| REMANDS FROM HIGHER COURTS..... | | | | | | | | | |
| 70 | 0 | 11 | 0 | 0 | 0 | 0 | 0 | 0 | 11 |
| PROBATION VIOLATIONS..... | | | | | | | | | |
| 80 | 8 | 19 | 0 | 0 | 6 | 0 | 0 | 0 | 33 |
| MISTRIALS..... | | | | | | | | | |
| 85 | 0 | 0 | 0 | 0 | 0 | 0 | 0 | 0 | 0 |
| APPEARANCE AFTER BENCH WARRANT ISSUED..... | | | | | | | | | |
| 90 | 215 | 53 | 0 | 21 | 18 | 0 | 0 | 0 | 307 |
| SERVICE MADE/ARRAIGNMENT..... | | | | | | | | | |
| 95 | 2607 | 664 | 0 | 194 | 110 | 159 | 408 | 76 | 4218 |
| OTHER..... | | | | | | | | | |
| 100 | 74 | 125 | 0 | 5 | 5 | 0 | 0 | 0 | 209 |
| SUBTOTAL (ADD LINES 70 THROUGH 100)..... | | | | | | | | | |
| 110 | 2904 | 872 | 0 | 220 | 139 | 159 | 408 | 76 | 4778 |
| TOTAL ACTIVE CASELOAD THIS YEAR (ADD LINES 60 AND 110)..... | | | | | | | | | |
| 120 | 7292 | 2140 | 0 | 634 | 270 | 429 | 875 | 167 | 11807 |
| JUDICIAL DISPOSITIONS..... | | | | | | | | | |
| GUILTY PLEAS..... | | | | | | | | | |
| 130 | 581 | 409 | 0 | 51 | 26 | 0 | 0 | 0 | 1067 |
| TRIALS WITHOUT JURY..... | | | | | | | | | |
| 140 | 31 | 12 | 0 | 18 | 2 | 5 | 49 | 5 | 122 |
| TRIALS BY JURY..... | | | | | | | | | |
| 150 | 9 | 11 | 0 | 1 | 0 | 0 | 0 | 0 | 21 |
| DISMISSALS..... | | | | | | | | | |
| 160 | 144 | 195 | 0 | 24 | 5 | 0 | 2 | 2 | 372 |
| PELIMINARY EXAMS WAIVED..... | | | | | | | | | |
| 170 | 6 | 38 | 0 | 0 | 0 | 0 | 0 | 0 | 44 |
| PELIMINARY EXAMS CONDUCTED..... | | | | | | | | | |
| 175 | 4 | 29 | 0 | 0 | 0 | 0 | 0 | 0 | 33 |
| BENCH WARRANTS..... | | | | | | | | | |
| 180 | 294 | 251 | 0 | 43 | 61 | 2 | 0 | 0 | 651 |
| NO PROGRESS..... | | | | | | | | | |
| 185 | 0 | 0 | 0 | 0 | 0 | 0 | 0 | 0 | 0 |
| OTHER JUDICIAL DISPOSITIONS..... | | | | | | | | | |
| 190 | 94 | 160 | 0 | 39 | 21 | 144 | 374 | 73 | 905 |
| SUBTOTAL (ADD LINES 130 THROUGH 190)..... | | | | | | | | | |
| 200 | 1163 | 1105 | 0 | 176 | 115 | 151 | 425 | 80 | 3215 |
| OTHER DISPOSITIONS..... | | | | | | | | | |
| MAGISTRATES..... | | | | | | | | | |
| 210 | 2317 | 274 | 0 | 196 | 61 | 0 | 0 | 0 | 2848 |
| TRAFFIC BUREAU..... | | | | | | | | | |
| 220 | 1486 | 8 | 0 | 58 | 2 | 0 | 0 | 0 | 1554 |
| NON-SERVICE..... | | | | | | | | | |
| 230 | 2278 | 736 | 0 | 149 | 78 | 177 | 443 | 66 | 3927 |
| SUBTOTAL (ADD LINES 210 THROUGH 230)..... | | | | | | | | | |
| 240 | 6081 | 1018 | 0 | 403 | 141 | 177 | 443 | 66 | 8329 |
| TOTAL DISPOSITIONS (ADD LINES 200 AND 240)..... | | | | | | | | | |
| 250 | 7244 | 2123 | 0 | 579 | 256 | 328 | 868 | 146 | 11544 |
| PENDING CASES AT THE END OF YEAR..... | | | | | | | | | |
| INACTIVE: BENCH WARRANTS (LINES 10 - 90 + 180)..... | | | | | | | | | |
| 260 | 91 | 213 | 0 | 23 | 43 | 2 | 0 | 0 | 372 |
| INACTIVE: NON-SERVICE (LINES 20 - 95 + 230)..... | | | | | | | | | |
| 270 | 294 | 187 | 0 | 25 | 6 | 48 | 108 | 12 | 680 |
| ACTIVE PENDING (SUBTRACT LINE 250 FROM LINE 120)..... | | | | | | | | | |
| 280 | 48 | 17 | 0 | 55 | 14 | 101 | 7 | 21 | 263 |
| TOTAL CASES PENDING AT END OF YEAR(LINES 260+270+280)..... | | | | | | | | | |
| 290 | 433 | 417 | 0 | 103 | 63 | 151 | 115 | 33 | 1315 |
| CIVIL CASES PENDING OVER 1 YEAR..... | | | | | | | | | |
| 300 | 0 | 0 | 0 | 0 | 0 | 0 | 0 | 0 | 0 |

REPORT OF DISTRICT CASELOAD

REGION 3

DISTRICT #8

KALAMAZOO COUNTY

| ***** | | | | | | | | | |
|---|-----------------------|---------|---------|----------------|-----------|------------|-----------|---------|-------|
| * CRIMINAL * | | | | | * CIVIL * | | | * T * | |
| ***** | | | | | | | | | |
| * STATE OFFENSE * STATE * ORDINANCE * * * * * | | | | | | | | | |
| ***** | | | | | | | | | |
| L | * NON * AND * * NON * | | | * SMALL * SUM- | | * MARY * A | | * S | |
| N | * TRAF- | * TRAF- | * PARK- | * TRAF- | * TRAF- | * CIVIL | * CLAIMS* | * PROC. | * S |
| E | * FIC | * FIC | * ING | * FIC | * FIC | * * * | * * * | * * * | * * * |
| ***** | | | | | | | | | |
| PENDING CASES AT THE BEGINNING OF THE YEAR..... | | | | | | | | | |
| INACTIVE BENCH WARRANTS..... | 10 | 28 | 14 | 0 | 14 | 0 | 0 | 0 | 56 |
| INACTIVE: NON-SERVICE..... | 20 | 457 | 81 | 1 | 134 | 13 | 161 | 33 | 932 |
| TOTAL (ADD LINES 10 AND 20)..... | 30 | 485 | 95 | 1 | 148 | 13 | 161 | 33 | 988 |
| ACTIVE PENDING..... | 40 | 732 | 129 | 0 | 456 | 30 | 192 | 39 | 1641 |
| NEW CASES FILED THIS YEAR..... | 50 | 9276 | 1437 | 0 | 5954 | 264 | 575 | 435 | 18554 |
| SUBTOTAL ACTIVE..... | 60 | 10008 | 1566 | 0 | 6410 | 294 | 767 | 474 | 20195 |
| RE-OPENED CASES..... | | | | | | | | | |
| REMANDS FROM HIGHER COURTS..... | 70 | 0 | 13 | 0 | 0 | 0 | 2 | 0 | 15 |
| PROBATION VIOLATIONS..... | 80 | 0 | 0 | 0 | 0 | 0 | 0 | 0 | 0 |
| MISTRIALS..... | 85 | 0 | 0 | 0 | 0 | 0 | 0 | 0 | 0 |
| APPEARANCE AFTER BENCH WARRANT ISSUED..... | 90 | 31 | 17 | 0 | 8 | 1 | 0 | 0 | 57 |
| SERVICE MADE/ARRAIGNMENT..... | 95 | 414 | 59 | 1 | 199 | 3 | 642 | 424 | 2350 |
| OTHER..... | 100 | 4 | 9 | 0 | 0 | 1 | 7 | 1 | 22 |
| SUBTOTAL (ADD LINES 70 THROUGH 100)..... | 110 | 449 | 98 | 1 | 207 | 5 | 651 | 425 | 2444 |
| TOTAL ACTIVE CASELOAD THIS YEAR (ADD LINES 60 AND 110)..... | 120 | 10457 | 1664 | 1 | 6617 | 299 | 1418 | 899 | 22639 |
| JUDICIAL DISPOSITIONS..... | | | | | | | | | |
| GUILTY PLEAS..... | 130 | 3572 | 781 | 0 | 1584 | 37 | 0 | 0 | 5974 |
| TRIALS WITHOUT JURY..... | 140 | 93 | 28 | 0 | 95 | 6 | 41 | 86 | 489 |
| TRIALS BY JURY..... | 150 | 24 | 11 | 0 | 21 | 0 | 3 | 0 | 59 |
| DISMISSALS..... | 160 | 210 | 112 | 0 | 80 | 17 | 20 | 7 | 452 |
| PELIMINARY EXAMS WAIVED..... | 170 | 0 | 212 | 0 | 0 | 0 | 0 | 0 | 212 |
| PELIMINARY EXAMS CONDUCTED..... | 175 | 0 | 83 | 0 | 0 | 0 | 0 | 0 | 83 |
| BENCH WARRANTS..... | 180 | 35 | 33 | 0 | 20 | 2 | 0 | 0 | 90 |
| NO PROGRESS..... | 185 | 0 | 0 | 0 | 0 | 0 | 194 | 89 | 380 |
| OTHER JUDICIAL DISPOSITIONS..... | 190 | 532 | 67 | 1 | 68 | 15 | 418 | 226 | 1710 |
| SUBTOTAL (ADD LINES 130 THROUGH 190)..... | 200 | 4466 | 1327 | 1 | 1868 | 77 | 676 | 408 | 9449 |
| OTHER DISPOSITIONS..... | | | | | | | | | |
| MAGISTRATES..... | 210 | 0 | 0 | 0 | 0 | 0 | 0 | 0 | 0 |
| TRAFFIC BUREAU..... | 220 | 4759 | 111 | 0 | 4170 | 193 | 0 | 0 | 9233 |
| NON-SERVICE..... | 230 | 623 | 93 | 0 | 278 | 6 | 575 | 435 | 2619 |
| SUBTOTAL (ADD LINES 210 THROUGH 230)..... | 240 | 5382 | 204 | 0 | 4448 | 199 | 575 | 435 | 11852 |
| TOTAL DISPOSITIONS (ADD LINES 200 AND 240)..... | 250 | 9848 | 1531 | 1 | 6316 | 276 | 1251 | 843 | 21301 |
| PENDING CASES AT THE END OF YEAR..... | | | | | | | | | |
| INACTIVE: BENCH WARRANTS (LINES 10 - 90 + 180)..... | 260 | 32 | 30 | 0 | 26 | 1 | 0 | 0 | 89 |
| INACTIVE: NON-SERVICE (LINES 20 - 95 + 230)..... | 270 | 666 | 115 | 0 | 213 | 16 | 94 | 63 | 1201 |
| ACTIVE PENDING (SUBTRACT LINE 250 FROM LINE 120)..... | 280 | 609 | 133 | 0 | 301 | 23 | 167 | 56 | 1338 |
| TOTAL CASES PENDING AT END OF YEAR(LINES 260+270+280)..... | 290 | 1307 | 278 | 0 | 540 | 40 | 261 | 119 | 2628 |
| CIVIL CASES PENDING OVER 1 YEAR..... | | | | | | | | | |
| | 300 | 0 | 0 | 0 | 0 | 0 | 15 | 0 | 16 |

REPORT OF DISTRICT CASELOAD

REGION 3

DISTRICT #9-1

CITY OF KALAMAZOO

| ***** | | | | | | | | | |
|---|-----------------|---------|-------------|---------|---------|---------|----------|---------|------|
| * C R I M I N A L * C I V I L * T * | | | | | | | | | |
| ***** | | | | | | | | | |
| | * STATE OFFENSE | * STATE | * ORDINANCE | * | * | * SUM- | * MARY | * S | * |
| L | * TRAF- | * TRAF- | * PARK- | * TRAF- | * TRAF- | * CIVIL | * CLAIMS | * PROC. | * |
| I | * FIC | * FIC | * ING | * FIC | * FIC | * | * | * | * |
| E | | | | | | | | | |
| ***** | | | | | | | | | |
| PENDING CASES AT THE BEGINNING OF THE YEAR..... | | | | | | | | | |
| INACTIVE BENCH WARRANTS..... | 10 | 24 | 136 | 0 | 132 | 40 | 0 | 0 | 332 |
| INACTIVE: NON-SERVICE..... | 20 | 257 | 335 | 0 | 1435 | 640 | 1302 | 165 | 49 |
| TOTAL (ADD LINES 10 AND 20)..... | 30 | 281 | 471 | 0 | 1567 | 680 | 1302 | 165 | 49 |
| ACTIVE PENDING..... | 40 | 448 | 30 | 0 | 1092 | 61 | 223 | 167 | 115 |
| NEW CASES FILED THIS YEAR..... | 50 | 4732 | 1779 | 0 | 26597 | 644 | 4350 | 1151 | 1122 |
| SUBTOTAL ACTIVE..... | 60 | 5180 | 1809 | 0 | 27689 | 705 | 4573 | 1318 | 1237 |
| RE-OPENED CASES..... | | | | | | | | | |
| REMANDS FROM HIGHER COURTS..... | 70 | 0 | 18 | 0 | 0 | 0 | 3 | 0 | 1 |
| PROBATION VIOLATIONS..... | 80 | 31 | 14 | 0 | 17 | 20 | 0 | 0 | 0 |
| MISTRIALS..... | 85 | 0 | 0 | 0 | 0 | 0 | 0 | 0 | 0 |
| APPEARANCE AFTER BENCH WARRANT ISSUED..... | 90 | 68 | 83 | 0 | 166 | 25 | 1 | 0 | 0 |
| SERVICE MADE/ARRAIGNMENT..... | 95 | 1302 | 1498 | 0 | 3573 | 744 | 4384 | 1136 | 1154 |
| OTHER..... | 100 | 0 | 0 | 0 | 0 | 0 | 2 | 20 | 0 |
| SUBTOTAL (ADD LINES 70 THROUGH 100)..... | 110 | 1401 | 1613 | 0 | 3756 | 789 | 4390 | 1156 | 1155 |
| TOTAL ACTIVE CASELOAD THIS YEAR (ADD LINES 60 AND 110)..... | 120 | 6581 | 3422 | 0 | 31445 | 1494 | 8963 | 2474 | 2392 |
| JUDICIAL DISPOSITIONS..... | | | | | | | | | |
| GUILTY..... | 130 | 1168 | 662 | 0 | 3546 | 465 | 0 | 0 | 0 |
| TRIALS BY JURY..... | 140 | 63 | 57 | 0 | 268 | 42 | 87 | 0 | 7 |
| TRIALS BY JURY..... | 150 | 29 | 35 | 0 | 95 | 9 | 4 | 0 | 1 |
| DISMISSALS..... | 160 | 248 | 325 | 0 | 392 | 224 | 1983 | 528 | 413 |
| PELIMINARY EXAMS WAIVED..... | 170 | 0 | 167 | 0 | 0 | 0 | 0 | 0 | 0 |
| PELIMINARY EXAMS CONDUCTED..... | 175 | 0 | 138 | 0 | 0 | 0 | 0 | 0 | 0 |
| BENCH WARRANTS..... | 180 | 84 | 95 | 0 | 189 | 30 | 1 | 0 | 0 |
| NO PROGRESS..... | 185 | 0 | 0 | 0 | 0 | 0 | 96 | 89 | 17 |
| OTHER JUDICIAL DISPOSITIONS..... | 190 | 2 | 2 | 0 | 0 | 15 | 1969 | 651 | 776 |
| SUBTOTAL (ADD LINES 130 THROUGH 190)..... | 200 | 1594 | 1481 | 0 | 4490 | 785 | 4140 | 1268 | 1214 |
| OTHER DISPOSITIONS..... | | | | | | | | | |
| MAGISTRATES..... | 210 | 0 | 0 | 0 | 0 | 0 | 0 | 0 | 0 |
| TRAFFIC BUREAU..... | 220 | 3222 | 0 | 0 | 22487 | 0 | 0 | 0 | 0 |
| NON-SERVICE..... | 230 | 1501 | 1779 | 0 | 3883 | 644 | 4148 | 1151 | 1122 |
| SUBTOTAL (ADD LINES 210 THROUGH 230)..... | 240 | 4723 | 1779 | 0 | 26370 | 644 | 4148 | 1151 | 1122 |
| TOTAL DISPOSITIONS (ADD LINES 200 AND 240)..... | 250 | 6317 | 3260 | 0 | 30860 | 1429 | 8288 | 2419 | 2336 |
| PENDING CASES AT THE END OF YEAR..... | | | | | | | | | |
| INACTIVE: BENCH WARRANTS (LINES 10 - 90 + 180)..... | 260 | 40 | 148 | 0 | 155 | 45 | 0 | 0 | 0 |
| INACTIVE: NON-SERVICE (LINES 20 - 95 + 230)..... | 270 | 456 | 616 | 0 | 1745 | 540 | 1066 | 180 | 17 |
| ACTIVE PENDING (SUBTRACT LINE 250 FROM LINE 120)..... | 280 | 264 | 162 | 0 | 585 | 65 | 675 | 55 | 56 |
| TOTAL CASES PENDING AT END OF YEAR(LINES 260+270+280)..... | 290 | 760 | 926 | 0 | 2485 | 650 | 1741 | 235 | 73 |
| CIVIL CASES PENDING OVER 1 YEAR..... | 300 | 0 | 0 | 0 | 0 | 0 | 0 | 0 | 0 |

REPORT OF DISTRICT CASELOAD

REGION 3

DISTRICT #9-2

CITY OF PORTAGE

| ***** | | | | | | | | | |
|---|---------|---------|-------------|---------|---------------|---------|----------|---------|------|
| * C R I M I N A L * | | | | | * C I V I L * | | | * T * | |
| ***** | | | | | | | | | |
| * STATE OFFENSE | * STATE | * ORD. | * ORDINANCE | | | | | * SUM- | * T |
| ***** | | | | | | | | | |
| L | * NON | * AND | * PARK- | * TRAF- | * TRAF- | * CIVIL | * SMALL | * MARY | * A |
| E | * TRAF- | * TRAF- | * ING | * FIC | * FIC | | * CLAIMS | * PROC. | * S |
| ***** | | | | | | | | | |
| PENDING CASES AT THE BEGINNING OF THE YEAR..... | | | | | | | | | |
| INACTIVE BENCH WARRANTS..... | 10 | 8 | 13 | 0 | 17 | 6 | 7 | 1 | 52 |
| INACTIVE: NON-SERVICE..... | 20 | 5 | 0 | 0 | 5 | 9 | 0 | 0 | 19 |
| TOTAL (ADD LINES 10 AND 20)..... | 30 | 13 | 13 | 0 | 22 | 15 | 7 | 1 | 71 |
| ACTIVE PENDING..... | 40 | 8 | 34 | 0 | 57 | 98 | 72 | 13 | 330 |
| NEW CASES FILED THIS YEAR..... | 50 | 648 | 338 | 0 | 3232 | 438 | 291 | 306 | 5561 |
| SUBTOTAL ACTIVE..... | 60 | 656 | 372 | 0 | 3289 | 536 | 363 | 319 | 5891 |
| RE-OPENED CASES..... | | | | | | | | | |
| REMANDS FROM HIGHER COURTS..... | 70 | 0 | 2 | 0 | 0 | 0 | 3 | 0 | 5 |
| PROBATION VIOLATIONS..... | 80 | 8 | 1 | 0 | 24 | 4 | 0 | 0 | 37 |
| MISTRIALS..... | 85 | 0 | 0 | 0 | 0 | 0 | 0 | 0 | 0 |
| APPEARANCE AFTER BENCH WARRANT ISSUED..... | 90 | 45 | 23 | 0 | 104 | 42 | 5 | 1 | 220 |
| SERVICE MADE/ARRAIGNMENT..... | 95 | 0 | 0 | 0 | 0 | 0 | 0 | 0 | 0 |
| OTHER..... | 100 | 0 | 0 | 0 | 0 | 0 | 0 | 0 | 0 |
| SUBTOTAL (ADD LINES 70 THROUGH 100)..... | 110 | 53 | 26 | 0 | 128 | 46 | 8 | 1 | 262 |
| TOTAL ACTIVE CASELOAD THIS YEAR (ADD LINES 60 AND 110)..... | 120 | 709 | 398 | 0 | 3417 | 582 | 371 | 320 | 6153 |
| JUDICIAL DISPOSITIONS..... | | | | | | | | | |
| GUILTY PLEAS..... | 130 | 276 | 177 | 0 | 1112 | 340 | 0 | 0 | 1905 |
| TRIALS WITHOUT JURY..... | 140 | 29 | 9 | 0 | 111 | 36 | 53 | 119 | 437 |
| TRIALS BY JURY..... | 150 | 1 | 4 | 0 | 4 | 3 | 3 | 0 | 16 |
| DISMISSALS..... | 160 | 82 | 39 | 0 | 140 | 40 | 89 | 82 | 593 |
| PELIMINARY EXAMS WAIVED..... | 170 | 2 | 74 | 0 | 0 | 0 | 0 | 0 | 76 |
| PELIMINARY EXAMS CONDUCTED..... | 175 | 2 | 23 | 0 | 0 | 0 | 0 | 0 | 25 |
| BENCH WARRANTS..... | 180 | 54 | 26 | 0 | 151 | 55 | 3 | 0 | 289 |
| NO PROGRESS..... | 185 | 0 | 0 | 0 | 0 | 0 | 4 | 2 | 6 |
| OTHER JUDICIAL DISPOSITIONS..... | 190 | 3 | 6 | 0 | 0 | 0 | 130 | 70 | 323 |
| SUBTOTAL (ADD LINES 130 THROUGH 190)..... | 200 | 449 | 358 | 0 | 1518 | 474 | 282 | 273 | 316 |
| OTHER DISPOSITIONS..... | | | | | | | | | |
| MAGISTRATES..... | 210 | 0 | 0 | 0 | 0 | 0 | 0 | 0 | 0 |
| TRAFFIC BUREAU..... | 220 | 167 | 0 | 0 | 1521 | 0 | 0 | 0 | 1688 |
| NON-SERVICE..... | 230 | 0 | 0 | 0 | 0 | 0 | 0 | 0 | 0 |
| SUBTOTAL (ADD LINES 210 THROUGH 230)..... | 240 | 167 | 0 | 0 | 1521 | 0 | 0 | 0 | 1688 |
| TOTAL DISPOSITIONS (ADD LINES 200 AND 240)..... | 250 | 616 | 358 | 0 | 3039 | 474 | 282 | 273 | 5358 |
| PENDING CASES AT THE END OF YEAR..... | | | | | | | | | |
| INACTIVE: BENCH WARRANTS (LINES 10 - 90 + 180)..... | 260 | 17 | 16 | 0 | 64 | 19 | 5 | 0 | 121 |
| INACTIVE: NON-SERVICE (LINES 20 - 95 + 230)..... | 270 | 5 | 0 | 0 | 5 | 9 | 0 | 0 | 19 |
| ACTIVE PENDING (SUBTRACT LINE 250 FROM LINE 120)..... | 280 | 93 | 40 | 0 | 378 | 108 | 89 | 47 | 795 |
| TOTAL CASES PENDING AT END OF YEAR (LINES 260+270+280)..... | 290 | 115 | 56 | 0 | 447 | 136 | 94 | 47 | 935 |
| CIVIL CASES PENDING OVER 1 YEAR..... | 300 | 0 | 0 | 0 | 0 | 0 | 0 | 0 | 0 |

REPORT OF DISTRICT CASELOAD

REGION 3

DISTRICT #10 - Div. 1

CITY OF MARSHALL

| ***** | | | | | | | | | |
|---|--------------------------|---------------|---------------|---------------|---------------|---------------|---------------|-------------|-------|
| * C R I M I N A L * | | | | | * C I V I L * | | | * T * | |
| * STATE OFFENSE * STATE * ORDINANCE * | | | | | * * * * * | | | * O * | |
| L | * * * * * ORD. * * * * * | | | | * * * * * | | | * S U M - * | |
| I | * N O N * | * A N D * | * P A R K - * | * T R A F - * | * T R A F - * | * C I V I L * | * S M A L L * | * M A R Y * | * L * |
| N | * T R A F - * | * T R A F - * | * P A R K - * | * T R A F - * | * T R A F - * | * C I V I L * | * S M A L L * | * M A R Y * | * L * |
| E | * F I C * | * F I C * | * I N G * | * F I C * | * F I C * | * C I V I L * | * S M A L L * | * M A R Y * | * L * |
| ***** | | | | | | | | | |
| PENDING CASES AT THE BEGINNING OF THE YEAR..... | | | | | | | | | |
| INACTIVE BENCH WARRANTS..... | 10 | 113 | 43 | 0 | 5 | 6 | 0 | 0 | 167 |
| INACTIVE: NON-SERVICE..... | 20 | 694 | 115 | 4 | 78 | 4 | 0 | 36 | 934 |
| TOTAL (ADD LINES 10 AND 20)..... | 30 | 807 | 158 | 4 | 83 | 10 | 0 | 36 | 1101 |
| ACTIVE PENDING..... | 40 | 387 | 122 | 0 | 33 | 10 | 0 | 6 | 558 |
| NEW CASES FILED THIS YEAR..... | 50 | 4192 | 1611 | 1 | 948 | 131 | 1 | 227 | 7179 |
| SUBTOTAL ACTIVE..... | 60 | 4579 | 1733 | 1 | 981 | 141 | 1 | 233 | 7737 |
| RE-OPENED CASES..... | | | | | | | | | |
| REMANDS FROM HIGHER COURTS..... | 70 | 0 | 5 | 0 | 0 | 0 | 0 | 0 | 5 |
| PROBATION VIOLATIONS..... | 80 | 3 | 12 | 0 | 6 | 4 | 0 | 0 | 25 |
| MISTRIALS..... | 85 | 0 | 0 | 0 | 0 | 0 | 0 | 0 | 0 |
| APPEARANCE AFTER BENCH WARRANT ISSUED..... | 90 | 80 | 40 | 0 | 5 | 5 | 0 | 0 | 130 |
| SERVICE MADE/ARRAIGNMENT..... | 95 | 354 | 276 | 0 | 85 | 27 | 0 | 104 | 875 |
| OTHER..... | 100 | 2 | 1 | 0 | 0 | 0 | 0 | 7 | 10 |
| SUBTOTAL (ADD LINES 70 THROUGH 100)..... | 110 | 439 | 334 | 0 | 96 | 36 | 0 | 111 | 1045 |
| TOTAL ACTIVE CASELOAD THIS YEAR (ADD LINES 60 AND 110)..... | 120 | 5018 | 2067 | 1 | 1077 | 177 | 1 | 344 | 8782 |
| JUDICIAL DISPOSITIONS..... | | | | | | | | | |
| GUILTY PLEAS..... | 130 | 498 | 467 | 0 | 120 | 50 | 0 | 0 | 1135 |
| TRIALS WITHOUT JURY..... | 140 | 19 | 13 | 0 | 4 | 2 | 1 | 14 | 55 |
| TRIALS BY JURY..... | 150 | 7 | 3 | 0 | 1 | 0 | 0 | 0 | 11 |
| DISMISSALS..... | 160 | 178 | 175 | 0 | 30 | 26 | 0 | 26 | 443 |
| PELIMINARY EXAMS WAIVED..... | 170 | 2 | 94 | 0 | 0 | 0 | 0 | 0 | 96 |
| PELIMINARY EXAMS CONDUCTED..... | 175 | 0 | 65 | 0 | 0 | 0 | 0 | 0 | 65 |
| BENCH WARRANTS..... | 180 | 81 | 28 | 0 | 6 | 2 | 0 | 0 | 117 |
| NO PROGRESS..... | 185 | 0 | 0 | 0 | 0 | 0 | 0 | 28 | 31 |
| OTHER JUDICIAL DISPOSITIONS..... | 190 | 46 | 104 | 0 | 7 | 1 | 0 | 157 | 354 |
| SUBTOTAL (ADD LINES 130 THROUGH 190)..... | 200 | 831 | 949 | 0 | 168 | 81 | 1 | 225 | 2307 |
| OTHER DISPOSITIONS..... | | | | | | | | | |
| MAGISTRATES..... | 210 | 823 | 304 | 0 | 155 | 21 | 0 | 0 | 1303 |
| TRAFFIC BUREAU..... | 220 | 2882 | 277 | 0 | 597 | 20 | 0 | 0 | 3776 |
| NON-SERVICE..... | 230 | 171 | 335 | 0 | 112 | 34 | 0 | 96 | 790 |
| SUBTOTAL (ADD LINES 210 THROUGH 230)..... | 240 | 3876 | 916 | 0 | 864 | 75 | 0 | 96 | 5869 |
| TOTAL DISPOSITIONS (ADD LINES 200 AND 240)..... | 250 | 4707 | 1865 | 0 | 1032 | 156 | 1 | 321 | 8176 |
| PENDING CASES AT THE END OF YEAR..... | | | | | | | | | |
| INACTIVE: BENCH WARRANTS (LINES 10 - 90 + 180)..... | 260 | 114 | 31 | 0 | 6 | 3 | 0 | 0 | 154 |
| INACTIVE: NON-SERVICE (LINES 20 - 95 + 230)..... | 270 | 511 | 174 | 4 | 105 | 11 | 0 | 28 | 849 |
| ACTIVE PENDING (SUBTRACT LINE 250 FROM LINE 120)..... | 280 | 311 | 202 | 1 | 45 | 21 | 0 | 23 | 606 |
| TOTAL CASES PENDING AT END OF YEAR (LINES 260+270+280)..... | 290 | 936 | 407 | 5 | 156 | 35 | 0 | 51 | 1609 |
| CIVIL CASES PENDING OVER 1 YEAR..... | 300 | 0 | 0 | 0 | 0 | 0 | 0 | 0 | 0 |

REPORT OF DISTRICT CASELOAD

REGION 3

DISTRICT #10 - Div. 2

CITY OF BATTLE CREEK

| ***** | | | | | | | | | |
|---|---------------------------------|-----------------|-----------------|-------------------|-------------------|---------------|------------|-----------|-------|
| | * C R I M I N A L * | | | | | * C I V I L * | | | * T * |
| | ***** | | | | | ***** | | | O * |
| | * STATE OFFENSE * | * STATE * | * ORDINANCE * | | | | * SUM- | * MARY * | * A * |
| | ***** | | | | | ***** | | | * L * |
| | * TRAF- * NON * AND * | * TRAF- * AND * | * PARK- * NON * | * TRAF- * TRAF- * | * TRAF- * TRAF- * | * CIVIL * | * SMALL * | * MARY * | * S * |
| | * FIC * FIC * ING * FIC * FIC * | | | | | | * CLAIMS * | * PROC. * | * * * |
| ***** | | | | | | | | | |
| PENDING CASES AT THE BEGINNING OF THE YEAR..... | | | | | | | | | |
| INACTIVE BENCH WARRANTS..... | 10 | 55 | 28 | 1 | 49 | 63 | 0 | 0 | 196 |
| INACTIVE: NON-SERVICE..... | 20 | 703 | 228 | 75 | 494 | 37 | 210 | 105 | 1882 |
| TOTAL (ADD LINES 10 AND 20)..... | 30 | 758 | 256 | 76 | 543 | 100 | 210 | 105 | 2078 |
| ACTIVE PENDING..... | 40 | 1829 | 14 | 1217 | 1860 | 134 | 675 | 110 | 5927 |
| NEW CASES FILED THIS YEAR..... | 50 | 12676 | 1202 | 2004 | 15767 | 1167 | 2259 | 1376 | 37137 |
| SUBTOTAL ACTIVE..... | 60 | 14505 | 1216 | 3221 | 17627 | 1301 | 2934 | 1486 | 43064 |
| RE-OPENED CASES..... | | | | | | | | | |
| REMANDS FROM HIGHER COURTS..... | 70 | 0 | 7 | 0 | 0 | 0 | 1 | 0 | 8 |
| PROBATION VIOLATIONS..... | 80 | 0 | 0 | 0 | 0 | 0 | 0 | 0 | 0 |
| MISTRIALS..... | 85 | 0 | 0 | 0 | 0 | 0 | 0 | 0 | 0 |
| APPEARANCE AFTER BENCH WARRANT ISSUED..... | 90 | 57 | 12 | 0 | 94 | 52 | 0 | 0 | 215 |
| SERVICE MADE/ARRAIGNMENT..... | 95 | 931 | 823 | 1327 | 947 | 296 | 1149 | 716 | 6411 |
| OTHER..... | 100 | 0 | 0 | 0 | 0 | 0 | 86 | 0 | 88 |
| SUBTOTAL (ADD LINES 70 THROUGH 100)..... | 110 | 988 | 842 | 1327 | 1041 | 348 | 1236 | 716 | 6722 |
| TOTAL ACTIVE CASELOAD THIS YEAR (ADD LINES 60 AND 110)..... | 120 | 15493 | 2058 | 4548 | 18668 | 1649 | 4170 | 2202 | 49786 |
| JUDICIAL DISPOSITIONS..... | | | | | | | | | |
| GUILTY PLEAS..... | 130 | 69 | 271 | 0 | 551 | 564 | 0 | 0 | 1455 |
| TRIALS WITHOUT JURY..... | 140 | 42 | 5 | 0 | 55 | 8 | 37 | 97 | 278 |
| TRIALS BY JURY..... | 150 | 8 | 13 | 0 | 13 | 3 | 1 | 0 | 38 |
| DISMISSALS..... | 160 | 203 | 277 | 0 | 330 | 352 | 333 | 227 | 1777 |
| PELIMINARY EXAMS WAIVED..... | 170 | 0 | 157 | 0 | 0 | 0 | 0 | 0 | 157 |
| PELIMINARY EXAMS CONDUCTED..... | 175 | 0 | 166 | 0 | 0 | 0 | 0 | 0 | 166 |
| BENCH WARRANTS..... | 180 | 71 | 14 | 6 | 212 | 77 | 0 | 0 | 380 |
| NO PROGRESS..... | 185 | 0 | 0 | 0 | 0 | 0 | 114 | 18 | 199 |
| OTHER JUDICIAL DISPOSITIONS..... | 190 | 0 | 44 | 0 | 0 | 0 | 1827 | 866 | 522 |
| SUBTOTAL (ADD LINES 130 THROUGH 190)..... | 200 | 393 | 947 | 6 | 1161 | 1004 | 2312 | 1208 | 7709 |
| OTHER DISPOSITIONS..... | | | | | | | | | |
| MAGISTRATES..... | 210 | 1649 | 33 | 1665 | 1670 | 195 | 0 | 0 | 5212 |
| TRAFFIC BUREAU..... | 220 | 9672 | 0 | 0 | 12225 | 0 | 0 | 0 | 21897 |
| NON-SERVICE..... | 230 | 964 | 749 | 2795 | 1217 | 370 | 1459 | 980 | 8846 |
| SUBTOTAL (ADD LINES 210 THROUGH 230)..... | 240 | 12285 | 782 | 4460 | 15112 | 565 | 1459 | 980 | 35955 |
| TOTAL DISPOSITIONS (ADD LINES 200 AND 240)..... | 250 | 12678 | 1729 | 4466 | 16273 | 1569 | 3771 | 2188 | 43664 |
| PENDING CASES AT THE END OF YEAR..... | | | | | | | | | |
| INACTIVE: BENCH WARRANTS (LINES 10 - 90 + 180)..... | 260 | 69 | 30 | 7 | 167 | 88 | 0 | 0 | 361 |
| INACTIVE: NON-SERVICE (LINES 20 - 95 + 230)..... | 270 | 736 | 154 | 1543 | 764 | 111 | 520 | 369 | 4317 |
| ACTIVE PENDING (SUBTRACT LINE 250 FROM LINE 120)..... | 280 | 2815 | 329 | 82 | 2395 | 80 | 399 | 14 | 6122 |
| TOTAL CASES PENDING AT END OF YEAR(LINES 260+270+280)..... | 290 | 3620 | 513 | 1632 | 3326 | 279 | 919 | 383 | 10800 |
| CIVIL CASES PENDING OVER 1 YEAR..... | 300 | 0 | 0 | 0 | 0 | 0 | 93 | 0 | 3 |

REPORT OF DISTRICT CASELOAD

REGION 3

DISTRICT #10 - Div. 3

CITY OF ALBION

| ***** | | | | | | | | | |
|---|---------------|-----------------------|---------------|---------------|---------------|-----------------|----------|-----------|-----|
| * C R I M I N A L * | | | | | * C I V I L * | | | * T * | |
| ***** | | | | | | | | | |
| * STATE OFFENSE * | | * STATE * ORDINANCE * | | * * * * * | | * SUM- * MARY * | | * * * * * | |
| ***** | | | | | | | | | |
| L | * NON | * AND | * NON | * CIVIL | * SMALL | * MARY | * PROC. | * * * * * | |
| N | * TRAF- * FIC | * TRAF- * FIC | * PARK- * ING | * TRAF- * FIC | * TRAF- * FIC | * CIVIL | * CLAIMS | * * * * * | |
| E | * FIC | * FIC | * ING | * FIC | * FIC | * CIVIL | * CLAIMS | * * * * * | |
| ***** | | | | | | | | | |
| PENDING CASES AT THE BEGINNING OF THE YEAR..... | 0 | 1 | 2 | 5 | 7 | 0 | 0 | 0 | 15 |
| INACTIVE BENCH WARRANTS..... | 10 | 0 | 8 | 281 | 3 | 20 | 0 | 41 | 7 |
| INACTIVE: NON-SERVICE..... | 20 | 0 | 9 | 283 | 8 | 27 | 0 | 41 | 7 |
| TOTAL (ADD LINES 10 AND 20)..... | 30 | 0 | 9 | 283 | 8 | 27 | 0 | 41 | 7 |
| ACTIVE PENDING..... | 40 | 2 | 4 | 2 | 119 | 29 | 0 | 2 | 7 |
| NEW CASES FILED THIS YEAR..... | 50 | 20 | 68 | 260 | 1039 | 204 | 0 | 268 | 63 |
| SUBTOTAL ACTIVE..... | 60 | 22 | 72 | 262 | 1158 | 233 | 0 | 270 | 70 |
| RE-OPENED CASES..... | 70 | 0 | 0 | 0 | 0 | 0 | 0 | 0 | 0 |
| REMANDS FROM HIGHER COURTS..... | 80 | 0 | 0 | 0 | 0 | 0 | 0 | 0 | 0 |
| PROBATION VIOLATIONS..... | 85 | 0 | 0 | 0 | 0 | 0 | 0 | 0 | 0 |
| MISTRIALS..... | 90 | 0 | 3 | 3 | 10 | 6 | 0 | 0 | 0 |
| APPEARANCE AFTER BENCH WARRANT ISSUED..... | 95 | 3 | 47 | 187 | 17 | 61 | 0 | 151 | 29 |
| SERVICE MADE/ARRAIGNMENT..... | 100 | 0 | 0 | 5 | 0 | 20 | 0 | 1 | 1 |
| OTHER..... | 110 | 3 | 50 | 155 | 27 | 87 | 0 | 152 | 30 |
| SUBTOTAL (ADD LINES 70 THROUGH 100)..... | 120 | 25 | 122 | 457 | 1185 | 320 | 0 | 422 | 100 |
| TOTAL ACTIVE CASELOAD THIS YEAR (ADD LINES 60 AND 110)..... | 120 | 25 | 122 | 457 | 1185 | 320 | 0 | 422 | 100 |
| JUDICIAL DISPOSITIONS..... | 130 | 11 | 49 | 17 | 117 | 97 | 0 | 0 | 0 |
| GUILTY PLEAS..... | 140 | 2 | 1 | 4 | 41 | 24 | 0 | 28 | 21 |
| TRIALS WITHOUT JURY..... | 150 | 0 | 0 | 0 | 1 | 0 | 0 | 0 | 0 |
| TRIALS BY JURY..... | 160 | 1 | 11 | 27 | 79 | 34 | 0 | 37 | 17 |
| DISMISSALS..... | 170 | 0 | 0 | 0 | 0 | 0 | 0 | 0 | 0 |
| PELIMINARY EXAMS WAIVED..... | 175 | 0 | 0 | 0 | 0 | 0 | 0 | 0 | 0 |
| PELIMINARY EXAMS CONDUCTED..... | 180 | 1 | 3 | 2 | 14 | 11 | 0 | 0 | 0 |
| BENCH WARRANTS..... | 185 | 0 | 0 | 0 | 0 | 0 | 0 | 18 | 0 |
| NO PROGRESS..... | 190 | 1 | 5 | 0 | 21 | 6 | 0 | 186 | 31 |
| OTHER JUDICIAL DISPOSITIONS..... | 200 | 16 | 69 | 50 | 273 | 172 | 0 | 269 | 69 |
| SUBTOTAL (ADD LINES 130 THROUGH 190)..... | 210 | 0 | 0 | 0 | 33 | 17 | 0 | 0 | 0 |
| MAGISTRATES..... | 220 | 4 | 0 | 176 | 797 | 35 | 0 | 0 | 0 |
| TRAFFIC BUREAU..... | 230 | 3 | 52 | 226 | 22 | 68 | 0 | 149 | 26 |
| NON-SERVICE..... | 240 | 7 | 52 | 402 | 852 | 120 | 0 | 149 | 26 |
| SUBTOTAL (ADD LINES 210 THROUGH 230)..... | 250 | 23 | 121 | 452 | 1125 | 292 | 0 | 418 | 95 |
| TOTAL DISPOSITIONS (ADD LINES 200 AND 240)..... | 260 | 1 | 1 | 1 | 9 | 12 | 0 | 0 | 0 |
| PENDING CASES AT THE END OF YEAR..... | 270 | 0 | 13 | 320 | 8 | 27 | 0 | 39 | 4 |
| INACTIVE: BENCH WARRANTS (LINES 10 - 90 + 180)..... | 280 | 2 | 1 | 5 | 60 | 28 | 0 | 4 | 5 |
| INACTIVE: NON-SERVICE (LINES 20 - 95 + 230)..... | 280 | 2 | 1 | 5 | 60 | 28 | 0 | 4 | 5 |
| ACTIVE PENDING (SUBTRACT LINE 250 FROM LINE 120)..... | 290 | 3 | 15 | 326 | 77 | 67 | 0 | 43 | 9 |
| TOTAL CASES PENDING AT END OF YEAR(LINES 260+270+280)..... | 300 | 0 | 0 | 0 | 0 | 0 | 0 | 0 | 0 |
| CIVIL CASES PENDING OVER 1 YEAR..... | | | | | | | | | |

REPORT OF DISTRICT CASELOAD

REGION 3

DISTRICT #10

COURT SUMMARY

| ***** | | | | | | | | | | |
|---|---------------------|-----------|---------------|-----------|-----------|---------------|------------|-----------|-------|-------|
| | * C R I M I N A L * | | | | | * C I V I L * | | | | * T * |
| | ***** | | | | | | | | | |
| | * STATE OFFENSE * | * STATE * | * ORDINANCE * | | | | * SUM- | * MARY * | * A * | |
| L | ***** | | | | | | | | | |
| I | * NON * | * AND * | * NON * | | | | * SMALL * | * MARY * | * L * | |
| N | * TRAF- * | * TRAF- * | * PARK- * | * TRAF- * | * TRAF- * | * CIVIL * | * CLAIMS * | * PROC. * | * S * | |
| E | * FIC * | * FIC * | * ING * | * FIC * | * FIC * | | | | | |
| ***** | | | | | | | | | | |
| PENDING CASES AT THE BEGINNING OF THE YEAR..... | | | | | | | | | | |
| INACTIVE BENCH WARRANTS..... | 10 | 168 | 72 | 3 | 59 | 76 | 0 | 0 | 0 | 378 |
| INACTIVE: NON-SERVICE..... | 20 | 1397 | 351 | 360 | 575 | 61 | 210 | 182 | 40 | 3176 |
| TOTAL (ADD LINES 10 AND 20)..... | 30 | 1565 | 423 | 363 | 634 | 137 | 210 | 182 | 40 | 3554 |
| ACTIVE PENDING..... | 40 | 2218 | 140 | 1219 | 2012 | 173 | 675 | 118 | 95 | 6650 |
| NEW CASES FILED THIS YEAR..... | 50 | 16888 | 2881 | 2265 | 17754 | 1502 | 2260 | 1871 | 817 | 46238 |
| SUBTOTAL ACTIVE..... | 60 | 19106 | 3021 | 3484 | 19766 | 1675 | 2935 | 1989 | 912 | 52888 |
| RE-OPENED CASES..... | | | | | | | | | | |
| REMANDS FROM HIGHER COURTS..... | 70 | 0 | 12 | 0 | 0 | 0 | 1 | 0 | 0 | 13 |
| PROBATION VIOLATIONS..... | 80 | 3 | 12 | 0 | 6 | 4 | 0 | 0 | 0 | 25 |
| MISTRIALS..... | 85 | 0 | 0 | 0 | 0 | 0 | 0 | 0 | 0 | 0 |
| APPEARANCE AFTER BENCH WARRANT ISSUED..... | 90 | 137 | 55 | 3 | 109 | 63 | 0 | 0 | 0 | 367 |
| SERVICE MADE/ARRAIGNMENT..... | 95 | 1288 | 1146 | 1514 | 1049 | 384 | 1149 | 971 | 280 | 7781 |
| OTHER..... | 100 | 2 | 1 | 5 | 0 | 20 | 86 | 8 | 3 | 125 |
| SUBTOTAL (ADD LINES 70 THROUGH 100)..... | 110 | 1430 | 1226 | 1522 | 1164 | 471 | 1236 | 979 | 283 | 8311 |
| TOTAL ACTIVE CASELOAD THIS YEAR (ADD LINES 60 AND 110)..... | 120 | 20536 | 4247 | 5006 | 20930 | 2146 | 4171 | 2968 | 1195 | 61199 |
| JUDICIAL DISPOSITIONS..... | | | | | | | | | | |
| GUILTY PLEAS..... | 130 | 578 | 787 | 17 | 788 | 711 | 0 | 0 | 0 | 2881 |
| TRIALS WITHOUT JURY..... | 140 | 63 | 19 | 4 | 100 | 34 | 38 | 139 | 57 | 454 |
| TRIALS BY JURY..... | 150 | 15 | 16 | 0 | 15 | 3 | 1 | 0 | 0 | 50 |
| DISMISSALS..... | 160 | 382 | 463 | 27 | 439 | 412 | 333 | 290 | 80 | 2426 |
| PELIMINARY EXAMS WAIVED..... | 170 | 2 | 251 | 0 | 0 | 0 | 0 | 0 | 0 | 253 |
| PELIMINARY EXAMS CONDUCTED..... | 175 | 0 | 231 | 0 | 0 | 0 | 0 | 0 | 0 | 231 |
| BENCH WARRANTS..... | 180 | 153 | 45 | 8 | 232 | 90 | 0 | 0 | 0 | 528 |
| NO PROGRESS..... | 185 | 0 | 0 | 0 | 0 | 0 | 114 | 64 | 70 | 248 |
| OTHER JUDICIAL DISPOSITIONS..... | 190 | 47 | 153 | 0 | 28 | 7 | 1827 | 1209 | 592 | 3863 |
| SUBTOTAL (ADD LINES 130 THROUGH 190)..... | 200 | 1240 | 1965 | 56 | 1602 | 1257 | 2313 | 1702 | 799 | 10934 |
| OTHER DISPOSITIONS..... | | | | | | | | | | |
| MAGISTRATES..... | 210 | 2472 | 337 | 1665 | 1858 | 233 | 0 | 0 | 0 | 6565 |
| TRAFFIC BUREAU..... | 220 | 12558 | 277 | 176 | 13619 | 55 | 0 | 0 | 0 | 26685 |
| NON-SERVICE..... | 230 | 1138 | 1136 | 3021 | 1351 | 472 | 1459 | 1225 | 380 | 10182 |
| SUBTOTAL (ADD LINES 210 THROUGH 230)..... | 240 | 16168 | 1750 | 4862 | 16828 | 760 | 1459 | 1225 | 380 | 43432 |
| TOTAL DISPOSITIONS (ADD LINES 200 AND 240)..... | 250 | 17408 | 3715 | 4918 | 18430 | 2017 | 3772 | 2927 | 1179 | 54366 |
| PENDING CASES AT THE END OF YEAR..... | | | | | | | | | | |
| INACTIVE: BENCH WARRANTS (LINES 10 - 90 + 180)..... | 260 | 184 | 62 | 8 | 182 | 103 | 0 | 0 | 0 | 539 |
| INACTIVE: NON-SERVICE (LINES 20 - 95 + 230)..... | 270 | 1247 | 341 | 1867 | 877 | 149 | 520 | 436 | 140 | 5577 |
| ACTIVE PENDING (SUBTRACT LINE 250 FROM LINE 120)..... | 280 | 3128 | 532 | 88 | 2500 | 129 | 399 | 41 | 16 | 6833 |
| TOTAL CASES PENDING AT END OF YEAR(LINES 260+270+280)..... | 290 | 4559 | 935 | 1963 | 3559 | 381 | 919 | 477 | 156 | 12949 |
| CIVIL CASES PENDING OVER 1 YEAR..... | 300 | 0 | 0 | 0 | 0 | 0 | 93 | 0 | 3 | 96 |

REPORT OF DISTRICT CASELOAD

REGION 3

DISTRICT #12

JACKSON COUNTY

| ***** | | | | | | | | | |
|--|-----|-------|------|------|------------------|-----|------|-------|-------|
| * CRIMINAL * | | | | | * CIVIL * | | | * T * | |
| * STATE OFFENSE * STATE * ORDINANCE * | | | | | * * * * | | | * D * | |
| L ***** ORD. ***** | | | | | * * * * * | | | * A * | |
| I * * NON * AND * * NON * | | | | | * SMALL * MARY * | | | * L * | |
| N * TRAF- * TRAF- * PARK- * TRAF- * TRAF- * CIVIL * CLAIMS * PROC. * | | | | | * * * * | | | * S * | |
| E * FIC * FIC * ING * FIC * FIC * | | | | | * * * * | | | * * * | |
| ***** | | | | | | | | | |
| PENDING CASES AT THE BEGINNING OF THE YEAR..... | | | | | | | | | |
| INACTIVE BENCH WARRANTS..... | 10 | 251 | 111 | 0 | 39 | 0 | 3 | 0 | 404 |
| INACTIVE: NON-SERVICE..... | 20 | 2280 | 435 | 177 | 283 | 87 | 61 | 40 | 3374 |
| TOTAL (ADD LINES 10 AND 20)..... | 30 | 2531 | 546 | 177 | 322 | 87 | 64 | 40 | 3778 |
| ACTIVE PENDING..... | 40 | 67 | 174 | 13 | 81 | 18 | 261 | 49 | 694 |
| NEW CASES FILED THIS YEAR..... | 50 | 17471 | 2643 | 1116 | 3990 | 963 | 771 | 478 | 27735 |
| SUBTOTAL ACTIVE..... | 60 | 17538 | 2817 | 1129 | 4071 | 981 | 1032 | 527 | 28429 |
| RE-OPENED CASES..... | | | | | | | | | |
| REMANDS FROM HIGHER COURTS..... | 70 | 1 | 10 | 0 | 0 | 0 | 2 | 0 | 13 |
| PROBATION VIOLATIONS..... | 80 | 4 | 52 | 0 | 0 | 0 | 0 | 0 | 56 |
| MISTRIALS..... | 85 | 1 | 0 | 0 | 0 | 0 | 0 | 0 | 1 |
| APPEARANCE AFTER BENCH WARRANT ISSUED..... | 90 | 134 | 102 | 0 | 41 | 1 | 8 | 4 | 290 |
| SERVICE MADE/ARRAIGNMENT..... | 95 | 1250 | 1275 | 8 | 423 | 10 | 624 | 329 | 4103 |
| OTHER..... | 100 | 0 | 817 | 0 | 49 | 0 | 318 | 71 | 1284 |
| SUBTOTAL (ADD LINES 70 THROUGH 100)..... | 110 | 1390 | 2256 | 8 | 513 | 11 | 952 | 404 | 5747 |
| TOTAL ACTIVE CASELOAD THIS YEAR (ADD LINES 60 AND 110)..... | 120 | 18928 | 5073 | 1137 | 4584 | 992 | 1984 | 931 | 34176 |
| JUDICIAL DISPOSITIONS..... | | | | | | | | | |
| GUILTY PLEAS..... | 130 | 1546 | 805 | 5 | 501 | 13 | 0 | 0 | 2870 |
| TRIALS WITHOUT JURY..... | 140 | 204 | 68 | 0 | 39 | 30 | 52 | 114 | 585 |
| TRIALS BY JURY..... | 150 | 22 | 7 | 0 | 0 | 0 | 5 | 0 | 34 |
| DISMISSALS..... | 160 | 265 | 210 | 6 | 134 | 8 | 86 | 49 | 768 |
| PELIMINARY EXAMS WAIVED..... | 170 | 15 | 359 | 0 | 0 | 0 | 0 | 0 | 374 |
| PELIMINARY EXAMS CONDUCTED..... | 175 | 0 | 153 | 0 | 0 | 0 | 0 | 0 | 153 |
| BENCH WARRANTS..... | 180 | 225 | 159 | 1 | 89 | 1 | 6 | 4 | 485 |
| NO PROGRESS..... | 185 | 0 | 0 | 0 | 0 | 0 | 392 | 84 | 548 |
| OTHER JUDICIAL DISPOSITIONS..... | 190 | 4 | 72 | 0 | 1 | 0 | 511 | 247 | 999 |
| SUBTOTAL (ADD LINES 130 THROUGH 190)..... | 200 | 2281 | 1833 | 12 | 764 | 52 | 1052 | 498 | 6816 |
| OTHER DISPOSITIONS..... | | | | | | | | | |
| MAGISTRATES..... | 210 | 3972 | 622 | 82 | 1276 | 48 | 0 | 0 | 6000 |
| TRAFFIC BUREAU..... | 220 | 10000 | 43 | 964 | 1868 | 703 | 0 | 0 | 13578 |
| NON-SERVICE..... | 230 | 1146 | 927 | 34 | 302 | 12 | 642 | 320 | 3562 |
| SUBTOTAL (ADD LINES 210 THROUGH 230)..... | 240 | 15118 | 1592 | 1080 | 3446 | 763 | 642 | 320 | 23140 |
| TOTAL DISPOSITIONS (ADD LINES 200 AND 240)..... | 250 | 17399 | 3425 | 1092 | 4210 | 815 | 1694 | 818 | 29956 |
| PENDING CASES AT THE END OF YEAR..... | | | | | | | | | |
| INACTIVE: BENCH WARRANTS (LINES 10 - 90 + 180)..... | 260 | 342 | 168 | 1 | 87 | 0 | 1 | 0 | 599 |
| INACTIVE: NON-SERVICE (LINES 20 - 95 + 230)..... | 270 | 2176 | 87 | 203 | 162 | 89 | 79 | 31 | 2833 |
| ACTIVE PENDING (SUBTRACT LINE 250 FROM LINE 120)..... | 280 | 1529 | 1648 | 45 | 374 | 177 | 290 | 113 | 4220 |
| TOTAL CASES PENDING AT END OF YEAR(LINES 260+270+280)..... | 290 | 4047 | 1903 | 249 | 623 | 266 | 370 | 144 | 7652 |
| CIVIL CASES PENDING OVER 1 YEAR..... | 300 | 0 | 0 | 0 | 0 | 0 | 38 | 0 | 40 |

REPORT OF DISTRICT CASELOAD

REGION 3

DISTRICT #13

CITY OF JACKSON

| ***** | | | | | | | | | |
|---|-------|-------|-----------|-------|-----------|-------|--------|-------|-------|
| C R I M I N A L | | | | | C I V I L | | | | T |
| ***** | | | | | | | | | |
| STATE OFFENSE | | STATE | ORDINANCE | | | SUM- | MARY | | |
| L | NON | AND | % | NON | CIVIL | SMALL | CLAIMS | PROC. | S |
| I | TRAF- | TRAF- | PARK- | TRAF- | TRAF- | CIVIL | CLAIMS | PROC. | S |
| E | FIC | FIC | ING | FIC | FIC | | | | |
| ***** | | | | | | | | | |
| PENDING CASES AT THE BEGINNING OF THE YEAR..... | | | | | | | | | |
| INACTIVE BENCH WARRANTS..... | 10 | 0 | 16 | 10 | 14 | 52 | 0 | 0 | 92 |
| INACTIVE: NON-SERVICE..... | 20 | 126 | 259 | 3264 | 674 | 74 | 115 | 30 | 4555 |
| TOTAL (ADD LINES 10 AND 20)..... | 30 | 126 | 275 | 3274 | 688 | 126 | 115 | 30 | 4647 |
| ACTIVE PENDING..... | 40 | 52 | 190 | 10 | 292 | 150 | 208 | 25 | 944 |
| NEW CASES FILED THIS YEAR..... | 50 | 809 | 962 | 2011 | 7822 | 885 | 1748 | 722 | 15572 |
| SUBTOTAL ACTIVE..... | 60 | 861 | 1152 | 2021 | 8114 | 1035 | 1956 | 747 | 16516 |
| RE-OPENED CASES..... | | | | | | | | | |
| REMANDS FROM HIGHER COURTS..... | 70 | 0 | 1 | 0 | 0 | 0 | 0 | 0 | 1 |
| PROBATION VIOLATIONS..... | 80 | 1 | 11 | 0 | 6 | 2 | 0 | 0 | 20 |
| MISTRIALS..... | 85 | 0 | 0 | 0 | 0 | 0 | 0 | 0 | 0 |
| APPEARANCE AFTER BENCH WARRANT ISSUED..... | 90 | 34 | 168 | 67 | 274 | 169 | 3 | 0 | 715 |
| SERVICE MADE/ARRAIGNMENT..... | 95 | 131 | 55 | 2508 | 1260 | 77 | 793 | 293 | 5266 |
| OTHER..... | 100 | 0 | 6 | 161 | 0 | 0 | 99 | 105 | 441 |
| SUBTOTAL (ADD LINES 70 THROUGH 100)..... | 110 | 166 | 241 | 2736 | 1540 | 248 | 895 | 398 | 6443 |
| TOTAL ACTIVE CASELOAD THIS YEAR (ADD LINES 60 AND 110)..... | 120 | 1027 | 1393 | 4757 | 9654 | 1283 | 2851 | 1145 | 22959 |
| JUDICIAL DISPOSITIONS..... | | | | | | | | | |
| GUILTY PLEAS..... | 130 | 296 | 336 | 946 | 1423 | 623 | 0 | 0 | 3624 |
| TRIALS WITHOUT JURY..... | 140 | 12 | 61 | 19 | 189 | 41 | 53 | 95 | 543 |
| TRIALS BY JURY..... | 150 | 5 | 7 | 6 | 9 | 3 | 6 | 0 | 37 |
| DISMISSALS..... | 160 | 111 | 119 | 270 | 584 | 123 | 430 | 350 | 2202 |
| PELIMINARY EXAMS WAIVED..... | 170 | 0 | 221 | 0 | 0 | 0 | 0 | 0 | 221 |
| PELIMINARY EXAMS CONDUCTED..... | 175 | 0 | 138 | 0 | 0 | 0 | 0 | 0 | 138 |
| BENCH WARRANTS..... | 180 | 35 | 275 | 70 | 330 | 249 | 4 | 0 | 963 |
| NO PROGRESS..... | 185 | 0 | 0 | 0 | 0 | 0 | 116 | 30 | 161 |
| OTHER JUDICIAL DISPOSITIONS..... | 190 | 139 | 70 | 1336 | 385 | 168 | 1110 | 299 | 3888 |
| SUBTOTAL (ADD LINES 130 THROUGH 190)..... | 200 | 598 | 1227 | 2647 | 2920 | 1207 | 1719 | 774 | 11777 |
| OTHER DISPOSITIONS..... | | | | | | | | | |
| MAGISTRATES..... | 210 | 0 | 0 | 0 | 0 | 0 | 0 | 0 | 0 |
| TRAFFIC BUREAU..... | 220 | 329 | 0 | 866 | 5654 | 0 | 0 | 0 | 6849 |
| NON-SERVICE..... | 230 | 24 | 58 | 1242 | 681 | 21 | 850 | 342 | 3377 |
| SUBTOTAL (ADD LINES 210 THROUGH 230)..... | 240 | 353 | 58 | 2108 | 6335 | 21 | 850 | 342 | 10226 |
| TOTAL DISPOSITIONS (ADD LINES 200 AND 240)..... | 250 | 951 | 1285 | 4755 | 9255 | 1228 | 2569 | 1116 | 22003 |
| PENDING CASES AT THE END OF YEAR..... | | | | | | | | | |
| INACTIVE: BENCH WARRANTS (LINES 10 - 90 + 180)..... | 260 | 1 | 123 | 13 | 70 | 132 | 1 | 0 | 340 |
| INACTIVE: NON-SERVICE (LINES 20 - 95 + 230)..... | 270 | 19 | 262 | 1998 | 95 | 18 | 172 | 79 | 2666 |
| ACTIVE PENDING (SUBTRACT LINE 250 FROM LINE 120)..... | 280 | 76 | 108 | 2 | 399 | 55 | 282 | 29 | 956 |
| TOTAL CASES PENDING AT END OF YEAR(LINES 260+270+280)..... | 290 | 96 | 493 | 2013 | 564 | 205 | 455 | 108 | 3962 |
| CIVIL CASES PENDING OVER 1 YEAR..... | 300 | 0 | 0 | 0 | 0 | 0 | 0 | 0 | 0 |

REPORT OF DISTRICT CASELOAD

REGION 3

DISTRICT #53

LIVINGSTON COUNTY

| ***** | | | | | | | | | | |
|---|----------------------------------|---------|-----------|---------|-----------|-----------|-----------|-----------|-----------|-----------|
| * C R I M I N A L * C I V I L * T * | | | | | | | | | | |
| * STATE OFFENSE * STATE * ORDINANCE * * * * * O * | | | | | | | | | | |
| L | * ***** ORD. ***** * * * * * A * | | | | | | | | | |
| I | * NON | * AND | * * * * * | * NON | * * * * * | * SMALL | * MARY | * * * * * | * * * * * | * L * |
| N | * TRAF- | * TRAF- | * PARK- | * TRAF- | * TRAF- | * CIVIL | * CLAIMS | * PROC. | * * * * * | * S * |
| E | * FIC | * FIC | * ING | * FIC | * FIC | * * * * * | * * * * * | * * * * * | * * * * * | * * * * * |
| ***** | | | | | | | | | | |
| PENDING CASES AT THE BEGINNING OF THE YEAR..... | | | | | | | | | | |
| INACTIVE BENCH WARRANTS..... | 10 | 128 | 93 | 0 | 35 | 15 | 21 | 4 | 0 | 296 |
| INACTIVE: NON-SERVICE..... | 20 | 2341 | 356 | 0 | 378 | 39 | 157 | 41 | 38 | 3350 |
| TOTAL (ADD LINES 10 AND 20)..... | 30 | 2469 | 449 | 0 | 413 | 54 | 178 | 45 | 38 | 3646 |
| ACTIVE PENDING..... | 40 | 209 | 148 | 0 | 109 | 21 | 257 | 38 | 28 | 810 |
| NEW CASES FILED THIS YEAR..... | 50 | 16106 | 2553 | 0 | 4184 | 422 | 954 | 432 | 420 | 25071 |
| SUBTOTAL ACTIVE..... | 60 | 16315 | 2701 | 0 | 4293 | 443 | 1211 | 470 | 448 | 25881 |
| RE-OPENED CASES..... | | | | | | | | | | |
| REMANDS FROM HIGHER COURTS..... | 70 | 2 | 23 | 0 | 0 | 2 | 0 | 0 | 0 | 27 |
| PROBATION VIOLATIONS..... | 80 | 7 | 6 | 0 | 1 | 1 | 0 | 0 | 0 | 15 |
| MISTRIALS..... | 85 | 0 | 0 | 0 | 0 | 0 | 0 | 0 | 0 | 0 |
| APPEARANCE AFTER BENCH WARRANT ISSUED..... | 90 | 236 | 107 | 0 | 56 | 15 | 28 | 10 | 0 | 452 |
| SERVICE MADE/ARRAIGNMENT..... | 95 | 16230 | 2679 | 0 | 4255 | 464 | 953 | 440 | 431 | 25452 |
| OTHER..... | 100 | 146 | 3 | 0 | 85 | 0 | 101 | 32 | 1 | 368 |
| SUBTOTAL (ADD LINES 70 THROUGH 100)..... | 110 | 16621 | 2818 | 0 | 4397 | 482 | 1082 | 482 | 432 | 26314 |
| TOTAL ACTIVE CASELOAD THIS YEAR (ADD LINES 60 AND 110)..... | 120 | 32936 | 5519 | 0 | 8690 | 925 | 2293 | 952 | 880 | 52195 |
| JUDICIAL DISPOSITIONS..... | | | | | | | | | | |
| GUILTY PLEAS..... | 130 | 868 | 394 | 0 | 191 | 40 | 0 | 0 | 0 | 1493 |
| TRIALS WITHOUT JURY..... | 140 | 150 | 26 | 0 | 47 | 7 | 50 | 163 | 72 | 515 |
| TRIALS BY JURY..... | 150 | 19 | 4 | 0 | 4 | 0 | 2 | 0 | 0 | 29 |
| DISMISSALS..... | 160 | 234 | 315 | 0 | 69 | 42 | 327 | 85 | 109 | 1181 |
| PELIMINARY EXAMS WAIVED..... | 170 | 10 | 235 | 0 | 0 | 0 | 0 | 0 | 0 | 245 |
| PELIMINARY EXAMS CONDUCTED..... | 175 | 11 | 124 | 0 | 0 | 0 | 0 | 0 | 0 | 135 |
| BENCH WARRANTS..... | 180 | 120 | 66 | 0 | 50 | 5 | 7 | 6 | 0 | 254 |
| NO PROGRESS..... | 185 | 0 | 0 | 0 | 0 | 0 | 38 | 11 | 19 | 68 |
| OTHER JUDICIAL DISPOSITIONS..... | 190 | 1115 | 349 | 0 | 236 | 11 | 619 | 197 | 215 | 2742 |
| SUBTOTAL (ADD LINES 130 THROUGH 190)..... | 200 | 2527 | 1513 | 0 | 597 | 105 | 1043 | 462 | 415 | 6662 |
| OTHER DISPOSITIONS..... | | | | | | | | | | |
| MAGISTRATES..... | 210 | 4252 | 876 | 0 | 1004 | 200 | 0 | 0 | 0 | 6332 |
| TRAFFIC BUREAU..... | 220 | 9715 | 313 | 0 | 2775 | 15 | 0 | 0 | 0 | 12818 |
| NON-SERVICE..... | 230 | 16106 | 2553 | 0 | 4251 | 462 | 954 | 432 | 420 | 25178 |
| SUBTOTAL (ADD LINES 210 THROUGH 230)..... | 240 | 30073 | 3742 | 0 | 8030 | 677 | 954 | 432 | 420 | 44328 |
| TOTAL DISPOSITIONS (ADD LINES 200 AND 240)..... | 250 | 32600 | 5255 | 0 | 8627 | 782 | 1997 | 894 | 835 | 50990 |
| PENDING CASES AT THE END OF YEAR..... | | | | | | | | | | |
| INACTIVE: BENCH WARRANTS (LINES 10 - 90 + 180)..... | 260 | 12 | 52 | 0 | 29 | 5 | 0 | 0 | 0 | 98 |
| INACTIVE: NON-SERVICE (LINES 20 - 95 + 230)..... | 270 | 2217 | 230 | 0 | 374 | 37 | 158 | 33 | 27 | 3076 |
| ACTIVE PENDING (SUBTRACT LINE 250 FROM LINE 120)..... | 280 | 336 | 264 | 0 | 63 | 143 | 296 | 58 | 45 | 1205 |
| TOTAL CASES PENDING AT END OF YEAR (LINES 260+270+280)..... | 290 | 2565 | 546 | 0 | 466 | 185 | 454 | 91 | 72 | 4379 |
| CIVIL CASES PENDING OVER 1 YEAR..... | | | | | | | | | | |
| | 300 | 0 | 0 | 0 | 0 | 0 | 26 | 0 | 1 | 27 |

REPORT OF DISTRICT CASELOAD

REGION 3

DISTRICT #54A

CITY OF LANSING

| ***** | | | | | | | | | | |
|--|-----|-------|------|-------|-------|-----|------|------|------|--------|
| * C R I M I N A L * C I V I L * T * | | | | | | | | | | |
| ***** | | | | | | | | | | |
| * STATE OFFENSE * STATE * ORDINANCE * * * * * T * | | | | | | | | | | |
| L ***** ORD. ***** * * * * * O * | | | | | | | | | | |
| I * * NON * AND * * NON * * SMALL * MARY * * A * | | | | | | | | | | |
| N * TRAF- * TRAF- * PARK- * TRAF- * TRAF- * CIVIL * CLAIMS * PROC. * * S * | | | | | | | | | | |
| E * FIC * FIC * ING * FIC * FIC * * * * * * * * * * | | | | | | | | | | |
| ***** | | | | | | | | | | |
| PENDING CASES AT THE BEGINNING OF THE YEAR..... | | | | | | | | | | |
| INACTIVE BENCH WARRANTS..... | 10 | 818 | 464 | 317 | 413 | 46 | 21 | 0 | 0 | 2079 |
| INACTIVE: NON-SERVICE..... | 20 | 3104 | 779 | 26008 | 2577 | 65 | 845 | 295 | 246 | 33919 |
| TOTAL (ADD LINES 10 AND 20)..... | 30 | 3922 | 1243 | 26325 | 2990 | 111 | 866 | 295 | 246 | 35998 |
| ACTIVE PENDING..... | 40 | 633 | 371 | 102 | 1044 | 14 | 406 | 480 | 177 | 3227 |
| NEW CASES FILED THIS YEAR..... | 50 | 20024 | 1946 | 33102 | 32281 | 388 | 4335 | 1804 | 2911 | 96791 |
| SUBTOTAL ACTIVE..... | 60 | 20657 | 2317 | 33204 | 33325 | 402 | 4741 | 2284 | 3088 | 100018 |
| RE-OPENED CASES..... | | | | | | | | | | |
| REMANDS FROM HIGHER COURTS..... | 70 | 0 | 0 | 0 | 0 | 0 | 0 | 0 | 0 | 0 |
| PROBATION VIOLATIONS..... | 80 | 3 | 6 | 0 | 4 | 0 | 0 | 0 | 0 | 13 |
| MISTRIALS..... | 85 | 0 | 0 | 0 | 0 | 0 | 0 | 0 | 0 | 0 |
| APPEARANCE AFTER BENCH WARRANT ISSUED..... | 90 | 891 | 355 | 302 | 409 | 18 | 17 | 0 | 0 | 1992 |
| SERVICE MADE/ARRAIGNMENT..... | 95 | 5502 | 1295 | 13743 | 3954 | 236 | 3182 | 1552 | 1164 | 30628 |
| OTHER..... | 100 | 1447 | 1383 | 373 | 1064 | 108 | 115 | 438 | 527 | 5455 |
| SUBTOTAL (ADD LINES 70 THROUGH 100)..... | 110 | 7843 | 3039 | 14418 | 5431 | 362 | 3314 | 1990 | 1691 | 38088 |
| TOTAL ACTIVE CASELOAD THIS YEAR (ADD LINES 60 AND 110)..... | 120 | 28500 | 5356 | 47622 | 38756 | 764 | 8055 | 4274 | 4779 | 138106 |
| JUDICIAL DISPOSITIONS..... | | | | | | | | | | |
| GUILTY PLEAS..... | 130 | 3399 | 507 | 11140 | 2528 | 114 | 0 | 0 | 0 | 17688 |
| TRIALS WITHOUT JURY..... | 140 | 1767 | 778 | 114 | 1845 | 84 | 333 | 847 | 1671 | 7439 |
| TRIALS BY JURY..... | 150 | 7 | 18 | 0 | 11 | 0 | 21 | 0 | 0 | 57 |
| DISMISSALS..... | 160 | 649 | 191 | 526 | 370 | 9 | 505 | 688 | 962 | 3900 |
| PELIMINARY EXAMS WAIVED..... | 170 | 0 | 139 | 0 | 0 | 0 | 0 | 0 | 0 | 139 |
| PELIMINARY EXAMS CONDUCTED..... | 175 | 0 | 565 | 0 | 0 | 0 | 0 | 0 | 0 | 565 |
| BENCH WARRANTS..... | 180 | 522 | 190 | 174 | 288 | 15 | 26 | 0 | 0 | 1215 |
| NO PROGRESS..... | 185 | 0 | 0 | 0 | 0 | 0 | 1380 | 393 | 20 | 1793 |
| OTHER JUDICIAL DISPOSITIONS..... | 190 | 3579 | 541 | 6940 | 2722 | 148 | 2847 | 515 | 972 | 18264 |
| SUBTOTAL (ADD LINES 130 THROUGH 190)..... | 200 | 9923 | 2929 | 18894 | 7764 | 370 | 5112 | 2443 | 3625 | 51060 |
| OTHER DISPOSITIONS..... | | | | | | | | | | |
| MAGISTRATES..... | 210 | 6101 | 704 | 3536 | 3364 | 149 | 0 | 0 | 0 | 13854 |
| TRAFFIC BUREAU..... | 220 | 6685 | 0 | 0 | 21701 | 0 | 0 | 0 | 0 | 28386 |
| NON-SERVICE..... | 230 | 4864 | 1136 | 25116 | 4562 | 223 | 2604 | 1392 | 997 | 40894 |
| SUBTOTAL (ADD LINES 210 THROUGH 230)..... | 240 | 17650 | 1840 | 28652 | 29627 | 372 | 2604 | 1392 | 997 | 83134 |
| TOTAL DISPOSITIONS (ADD LINES 200 AND 240)..... | 250 | 27573 | 4769 | 47546 | 37391 | 742 | 7716 | 3835 | 4622 | 134194 |
| PENDING CASES AT THE END OF YEAR..... | | | | | | | | | | |
| INACTIVE: BENCH WARRANTS (LINES 10 - 90 + 180)..... | 260 | 449 | 299 | 189 | 292 | 43 | 30 | 0 | 0 | 1302 |
| INACTIVE: NON-SERVICE (LINES 20 - 95 + 230)..... | 270 | 2466 | 620 | 37381 | 3185 | 52 | 267 | 135 | 79 | 44185 |
| ACTIVE PENDING (SUBTRACT LINE 250 FROM LINE 120)..... | 280 | 927 | 587 | 76 | 1365 | 22 | 339 | 439 | 157 | 3912 |
| TOTAL CASES PENDING AT END OF YEAR(LINES 260+270+280)..... | 290 | 3842 | 1506 | 37646 | 4842 | 117 | 636 | 574 | 236 | 49399 |
| CIVIL CASES PENDING OVER 1 YEAR..... | 300 | 0 | 0 | 0 | 0 | 0 | 115 | 6 | 0 | 121 |

REPORT OF DISTRICT CASELOAD

REGION 3

DISTRICT #54B

CITY OF EAST LANSING

| ***** | | | | | | | | | |
|---|--|---------|-------------|-------|---------------|-----|-----|-------|-----------|
| * C R I M I N A L * | | | | | * C I V I L * | | | * T * | |
| ***** | | | | | | | | | |
| | * STATE OFFENSE | * STATE | * ORDINANCE | | | | | | |
| L | * ORD. | * ORD. | * ORD. | | | | | | |
| I | * NON | * AND | * NON | | | | | | |
| N | * TRAF- * TRAF- * PARK- * TRAF- * TRAF- * CIVIL * SMALL * MARY * | | | | | | | | |
| E | * FIC * FIC * ING * FIC * FIC * | | | | | | | | |
| ***** | | | | | | | | | |
| PENDING CASES AT THE BEGINNING OF THE YEAR..... | | | | | | | | | |
| INACTIVE BENCH WARRANTS..... | 10 | 119 | 47 | 0 | 112 | 40 | 2 | 1 | 1 322 |
| INACTIVE: NON-SERVICE..... | 20 | 359 | 143 | 28690 | 305 | 13 | 40 | 41 | 4 29595 |
| TOTAL (ADD LINES 10 AND 20)..... | 30 | 478 | 190 | 28690 | 417 | 53 | 42 | 42 | 5 29917 |
| ACTIVE PENDING..... | 40 | 540 | 62 | 0 | 2080 | 61 | 133 | 147 | 106 3129 |
| NEW CASES FILED THIS YEAR..... | 50 | 2715 | 431 | 28895 | 4133 | 165 | 289 | 338 | 344 37310 |
| SUBTOTAL ACTIVE..... | 60 | 3255 | 493 | 28895 | 6213 | 226 | 422 | 485 | 450 40439 |
| RE-OPENED CASES..... | | | | | | | | | |
| REMANDS FROM HIGHER COURTS..... | 70 | 2 | 5 | 0 | 3 | 0 | 0 | 0 | 0 10 |
| PROBATION VIOLATIONS..... | 80 | 0 | 0 | 0 | 0 | 0 | 0 | 0 | 0 0 |
| MISTRIALS..... | 85 | 0 | 1 | 0 | 0 | 1 | 0 | 0 | 0 2 |
| APPEARANCE AFTER BENCH WARRANT ISSUED..... | 90 | 138 | 58 | 13 | 119 | 37 | 2 | 1 | 1 369 |
| SERVICE MADE/ARRAIGNMENT..... | 95 | 647 | 211 | 22108 | 620 | 61 | 174 | 180 | 115 24116 |
| OTHER..... | 100 | 0 | 7 | 1 | 4 | 1 | 32 | 47 | 3 95 |
| SUBTOTAL (ADD LINES 70 THROUGH 100)..... | 110 | 787 | 282 | 22122 | 746 | 100 | 208 | 228 | 119 24592 |
| TOTAL ACTIVE CASELOAD THIS YEAR (ADD LINES 60 AND 110)..... | 120 | 4042 | 775 | 51017 | 6959 | 326 | 630 | 713 | 569 65031 |
| JUDICIAL DISPOSITIONS..... | | | | | | | | | |
| GUILTY PLEAS..... | 130 | 244 | 157 | 6 | 398 | 98 | 0 | 0 | 0 903 |
| TRIALS WITHOUT JURY..... | 140 | 42 | 5 | 3 | 61 | 5 | 14 | 4 | 6 140 |
| TRIALS BY JURY..... | 150 | 6 | 2 | 0 | 14 | 5 | 2 | 0 | 1 30 |
| DISMISSALS..... | 160 | 78 | 143 | 16 | 319 | 55 | 51 | 27 | 16 705 |
| PELIMINARY EXAMS WAIVED..... | 170 | 0 | 38 | 0 | 0 | 0 | 0 | 0 | 0 38 |
| PELIMINARY EXAMS CONDUCTED..... | 175 | 2 | 34 | 0 | 0 | 0 | 0 | 0 | 0 36 |
| BENCH WARRANTS..... | 180 | 77 | 26 | 13 | 113 | 9 | 0 | 0 | 0 238 |
| NO PROGRESS..... | 185 | 0 | 0 | 0 | 0 | 0 | 10 | 2 | 5 17 |
| OTHER JUDICIAL DISPOSITIONS..... | 190 | 4 | 0 | 0 | 0 | 1 | 256 | 455 | 396 1112 |
| SUBTOTAL (ADD LINES 130 THROUGH 190)..... | 200 | 453 | 405 | 38 | 305 | 173 | 333 | 488 | 424 3219 |
| OTHER DISPOSITIONS..... | | | | | | | | | |
| MAGISTRATES..... | 210 | 773 | 87 | 9941 | 930 | 54 | 0 | 0 | 0 11785 |
| TRAFFIC BUREAU..... | 220 | 2189 | 90 | 20515 | 4462 | 11 | 0 | 0 | 0 27267 |
| NON-SERVICE..... | 230 | 455 | 125 | 20517 | 460 | 65 | 203 | 201 | 130 22156 |
| SUBTOTAL (ADD LINES 210 THROUGH 230)..... | 240 | 3417 | 302 | 50973 | 5852 | 130 | 203 | 201 | 130 61208 |
| TOTAL DISPOSITIONS (ADD LINES 200 AND 240)..... | 250 | 3870 | 707 | 51011 | 6757 | 303 | 536 | 689 | 554 64427 |
| PENDING CASES AT THE END OF YEAR..... | | | | | | | | | |
| INACTIVE: BENCH WARRANTS (LINES 10 - 90 + 180)..... | 260 | 58 | 15 | 0 | 106 | 12 | 0 | 0 | 0 191 |
| INACTIVE: NON-SERVICE (LINES 20 - 95 + 230)..... | 270 | 167 | 57 | 27099 | 145 | 17 | 69 | 62 | 19 27635 |
| ACTIVE PENDING (SUBTRACT LINE 250 FROM LINE 120)..... | 280 | 172 | 68 | 6 | 202 | 23 | 94 | 24 | 15 604 |
| TOTAL CASES PENDING AT END OF YEAR(LINES 260+270+280)..... | 290 | 397 | 140 | 27105 | 453 | 52 | 163 | 86 | 34 28430 |
| CIVIL CASES PENDING OVER 1 YEAR..... | 300 | 0 | 0 | 0 | 0 | 0 | 4 | 0 | 1 5 |

REPORT OF DISTRICT CASELOAD

REGION 3

DISTRICT #55

INGHAM COUNTY

| ***** | | | | | | | | | | |
|---|-----------|-----------|-----------|-----------|-----------|-----------|-----------|-----------|-----------|-------|
| * CRIMINAL * | | | | | * CIVIL * | | | * T * | | |
| ***** | | | | | | | | | | |
| * STATE OFFENSE * STATE * ORDINANCE * | | | | | * * * * * | | * * * * * | | | |
| ***** | | | | | | | | | | |
| L | * * * * * | * * * * * | * * * * * | * * * * * | * * * * * | * * * * * | * * * * * | * * * * * | * * * * * | |
| I | * * * * * | * * * * * | * * * * * | * * * * * | * * * * * | * * * * * | * * * * * | * * * * * | * * * * * | |
| N | * * * * * | * * * * * | * * * * * | * * * * * | * * * * * | * * * * * | * * * * * | * * * * * | * * * * * | |
| E | * * * * * | * * * * * | * * * * * | * * * * * | * * * * * | * * * * * | * * * * * | * * * * * | * * * * * | |
| ***** | | | | | | | | | | |
| PENDING CASES AT THE BEGINNING OF THE YEAR..... | | | | | | | | | | |
| INACTIVE BENCH WARRANTS..... | 10 | 85 | 48 | 0 | 0 | 0 | 0 | 0 | 1 | 134 |
| INACTIVE: NON-SERVICE..... | 20 | 1205 | 0 | 172 | 2 | 0 | 274 | 30 | 25 | 1708 |
| TOTAL (ADD LINES 10 AND 20)..... | 30 | 1290 | 48 | 172 | 2 | 0 | 274 | 30 | 26 | 1842 |
| ACTIVE PENDING..... | 40 | 3287 | 52 | 255 | 14 | 20 | 141 | 39 | 32 | 3840 |
| NEW CASES FILED THIS YEAR..... | 50 | 16534 | 939 | 506 | 0 | 19 | 999 | 529 | 863 | 20389 |
| SUBTOTAL ACTIVE..... | 60 | 19821 | 991 | 761 | 14 | 39 | 1140 | 568 | 895 | 24229 |
| RE-OPENED CASES..... | | | | | | | | | | |
| REMANDS FROM HIGHER COURTS..... | 70 | 1 | 0 | 0 | 0 | 0 | 5 | 0 | 0 | 6 |
| PROBATION VIOLATIONS..... | 80 | 0 | 0 | 0 | 0 | 0 | 0 | 0 | 0 | 0 |
| MISTRIALS..... | 85 | 0 | 1 | 0 | 0 | 0 | 0 | 0 | 0 | 1 |
| APPEARANCE AFTER BENCH WARRANT ISSUED..... | 90 | 36 | 19 | 0 | 0 | 0 | 3 | 1 | 1 | 60 |
| SERVICE MADE/ARRAIGNMENT..... | 95 | 0 | 0 | 0 | 0 | 0 | 647 | 347 | 312 | 1306 |
| OTHER..... | 100 | 0 | 2 | 0 | 0 | 0 | 12 | 1 | 0 | 15 |
| SUBTOTAL (ADD LINES 70 THROUGH 100)..... | 110 | 37 | 22 | 0 | 0 | 0 | 667 | 349 | 313 | 1388 |
| TOTAL ACTIVE CASELOAD THIS YEAR (ADD LINES 60 AND 110)..... | 120 | 19858 | 1013 | 761 | 14 | 39 | 1807 | 917 | 1208 | 25617 |
| JUDICIAL DISPOSITIONS..... | | | | | | | | | | |
| GUILTY PLEAS..... | 130 | 857 | 277 | 0 | 2 | 5 | 0 | 0 | 0 | 1141 |
| TRIALS WITHOUT JURY..... | 140 | 112 | 25 | 0 | 0 | 0 | 140 | 190 | 286 | 753 |
| TRIALS BY JURY..... | 150 | 22 | 16 | 0 | 0 | 2 | 10 | 0 | 5 | 55 |
| DISMISSALS..... | 160 | 492 | 202 | 4 | 0 | 10 | 154 | 94 | 115 | 1071 |
| PELIMINARY EXAMS WAIVED..... | 170 | 2 | 19 | 0 | 0 | 0 | 0 | 0 | 0 | 21 |
| PELIMINARY EXAMS CONDUCTED..... | 175 | 3 | 128 | 0 | 0 | 0 | 0 | 0 | 0 | 131 |
| BENCH WARRANTS..... | 180 | 74 | 28 | 0 | 0 | 0 | 3 | 1 | 0 | 106 |
| NO PROGRESS..... | 185 | 0 | 0 | 0 | 0 | 0 | 51 | 9 | 6 | 66 |
| OTHER JUDICIAL DISPOSITIONS..... | 190 | 116 | 2 | 0 | 0 | 0 | 586 | 217 | 451 | 1372 |
| SUBTOTAL (ADD LINES 130 THROUGH 190)..... | 200 | 1678 | 697 | 4 | 2 | 17 | 944 | 511 | 863 | 4716 |
| OTHER DISPOSITIONS..... | | | | | | | | | | |
| MAGISTRATES..... | 210 | 1085 | 316 | 3 | 7 | 10 | 0 | 0 | 0 | 1421 |
| TRAFFIC BUREAU..... | 220 | 11737 | 0 | 521 | 0 | 0 | 0 | 0 | 0 | 12258 |
| NON-SERVICE..... | 230 | 1861 | 0 | 4 | 0 | 0 | 513 | 336 | 312 | 3026 |
| SUBTOTAL (ADD LINES 210 THROUGH 230)..... | 240 | 14683 | 316 | 528 | 7 | 10 | 513 | 336 | 312 | 16705 |
| TOTAL DISPOSITIONS (ADD LINES 200 AND 240)..... | 250 | 16361 | 1013 | 532 | 9 | 27 | 1457 | 847 | 1175 | 21421 |
| PENDING CASES AT THE END OF YEAR..... | | | | | | | | | | |
| INACTIVE: BENCH WARRANTS (LINES 10 - 90 + 180)..... | 260 | 123 | 57 | 0 | 0 | 0 | 0 | 0 | 0 | 180 |
| INACTIVE: NON-SERVICE (LINES 20 - 95 + 230)..... | 270 | 3066 | 0 | 176 | 2 | 0 | 140 | 19 | 25 | 3428 |
| ACTIVE PENDING (SUBTRACT LINE 250 FROM LINE 120)..... | 280 | 3497 | 0 | 229 | 5 | 12 | 350 | 70 | 33 | 4196 |
| TOTAL CASES PENDING AT END OF YEAR(LINES 260+270+280)..... | 290 | 6686 | 57 | 405 | 7 | 12 | 490 | 89 | 58 | 7804 |
| CIVIL CASES PENDING OVER 1 YEAR..... | 300 | 0 | 0 | 0 | 0 | 0 | 34 | 0 | 2 | 36 |

REPORT OF DISTRICT CASELOAD

REGION 3

DISTRICT #56 - Div. 1

BARRY COUNTY

| ***** | | | | | | | | | | |
|--|-----|---|---|---|---|---|---|---|---|---|
| * C R I M I N A L * C I V I L * T * | | | | | | | | | | |
| ***** | | | | | | | | | | |
| * STATE OFFENSE * STATE * ORDINANCE * * * * * T * | | | | | | | | | | |
| ***** | | | | | | | | | | |
| L * STATE OFFENSE * STATE * ORDINANCE * * * * * T * | | | | | | | | | | |
| ***** | | | | | | | | | | |
| I * TRAF- * NON * AND * NON * CIVIL * SMALL * MARY * L * | | | | | | | | | | |
| ***** | | | | | | | | | | |
| N * TRAF- * TRAF- * PARK- * TRAF- * TRAF- * CIVIL * SMALL * MARY * L * | | | | | | | | | | |
| ***** | | | | | | | | | | |
| E * FIC * FIC * ING * FIC * FIC * * * * * S * | | | | | | | | | | |
| ***** | | | | | | | | | | |
| PENDING CASES AT THE BEGINNING OF THE YEAR..... | | | | | | | | | | |
| INACTIVE BENCH WARRANTS..... | 10 | 0 | 0 | 0 | 0 | 0 | 0 | 0 | 0 | 0 |
| INACTIVE: NON-SERVICE..... | 20 | 0 | 0 | 0 | 0 | 0 | 0 | 0 | 0 | 0 |
| TOTAL (ADD LINES 10 AND 20)..... | 30 | 0 | 0 | 0 | 0 | 0 | 0 | 0 | 0 | 0 |
| ACTIVE PENDING..... | 40 | 0 | 0 | 0 | 0 | 0 | 0 | 0 | 0 | 0 |
| NEW CASES FILED THIS YEAR..... | 50 | 0 | 0 | 0 | 0 | 0 | 0 | 0 | 0 | 0 |
| SUBTOTAL ACTIVE..... | 60 | 0 | 0 | 0 | 0 | 0 | 0 | 0 | 0 | 0 |
| RE-OPENED CASES..... | | | | | | | | | | |
| REMANDS FROM HIGHER COURTS..... | 70 | 0 | 0 | 0 | 0 | 0 | 0 | 0 | 0 | 0 |
| PROBATION VIOLATIONS..... | 80 | 0 | 0 | 0 | 0 | 0 | 0 | 0 | 0 | 0 |
| MISTRIALS..... | 85 | 0 | 0 | 0 | 0 | 0 | 0 | 0 | 0 | 0 |
| APPEARANCE AFTER BENCH WARRANT ISSUED..... | 90 | 0 | 0 | 0 | 0 | 0 | 0 | 0 | 0 | 0 |
| SERVICE MADE/ARRAIGNMENT..... | 95 | 0 | 0 | 0 | 0 | 0 | 0 | 0 | 0 | 0 |
| OTHER..... | 100 | 0 | 0 | 0 | 0 | 0 | 0 | 0 | 0 | 0 |
| SUBTOTAL (ADD LINES 70 THROUGH 100)..... | 110 | 0 | 0 | 0 | 0 | 0 | 0 | 0 | 0 | 0 |
| TOTAL ACTIVE CASELOAD THIS YEAR (ADD LINES 60 AND 110)..... | 120 | 0 | 0 | 0 | 0 | 0 | 0 | 0 | 0 | 0 |
| JUDICIAL DISPOSITIONS..... | | | | | | | | | | |
| GUILTY PLEAS..... | 130 | 0 | 0 | 0 | 0 | 0 | 0 | 0 | 0 | 0 |
| TRIALS WITHOUT JURY..... | 140 | 0 | 0 | 0 | 0 | 0 | 0 | 0 | 0 | 0 |
| TRIALS BY JURY..... | 150 | 0 | 0 | 0 | 0 | 0 | 0 | 0 | 0 | 0 |
| DISMISSALS..... | 160 | 0 | 0 | 0 | 0 | 0 | 0 | 0 | 0 | 0 |
| PELIMINARY EXAMS WAIVED..... | 170 | 0 | 0 | 0 | 0 | 0 | 0 | 0 | 0 | 0 |
| PELIMINARY EXAMS CONDUCTED..... | 175 | 0 | 0 | 0 | 0 | 0 | 0 | 0 | 0 | 0 |
| BENCH WARRANTS..... | 180 | 0 | 0 | 0 | 0 | 0 | 0 | 0 | 0 | 0 |
| NO PROGRESS..... | 185 | 0 | 0 | 0 | 0 | 0 | 0 | 0 | 0 | 0 |
| OTHER JUDICIAL DISPOSITIONS..... | 190 | 0 | 0 | 0 | 0 | 0 | 0 | 0 | 0 | 0 |
| SUBTOTAL (ADD LINES 130 THROUGH 190)..... | 200 | 0 | 0 | 0 | 0 | 0 | 0 | 0 | 0 | 0 |
| OTHER DISPOSITIONS..... | | | | | | | | | | |
| MAGISTRATES..... | 210 | 0 | 0 | 0 | 0 | 0 | 0 | 0 | 0 | 0 |
| TRAFFIC BUREAU..... | 220 | 0 | 0 | 0 | 0 | 0 | 0 | 0 | 0 | 0 |
| NON-SERVICE..... | 230 | 0 | 0 | 0 | 0 | 0 | 0 | 0 | 0 | 0 |
| SUBTOTAL (ADD LINES 210 THROUGH 230)..... | 240 | 0 | 0 | 0 | 0 | 0 | 0 | 0 | 0 | 0 |
| TOTAL DISPOSITIONS (ADD LINES 200 AND 240)..... | 250 | 0 | 0 | 0 | 0 | 0 | 0 | 0 | 0 | 0 |
| PENDING CASES AT THE END OF YEAR..... | | | | | | | | | | |
| INACTIVE: BENCH WARRANTS (LINES 10 - 90 + 180)..... | 260 | 0 | 0 | 0 | 0 | 0 | 0 | 0 | 0 | 0 |
| INACTIVE: NON-SERVICE (LINES 20 - 95 + 230)..... | 270 | 0 | 0 | 0 | 0 | 0 | 0 | 0 | 0 | 0 |
| ACTIVE PENDING (SUBTRACT LINE 250 FROM LINE 120)..... | 280 | 0 | 0 | 0 | 0 | 0 | 0 | 0 | 0 | 0 |
| TOTAL CASES PENDING AT END OF YEAR(LINES 260+270+280)..... | 290 | 0 | 0 | 0 | 0 | 0 | 0 | 0 | 0 | 0 |
| CIVIL CASES PENDING OVER 1 YEAR..... | 300 | 0 | 0 | 0 | 0 | 0 | 0 | 0 | 0 | 0 |

REPORT OF DISTRICT CASELOAD

REGION 3

DISTRICT #56 - Div. 2

EATON COUNTY

| ***** | | | | | | | | | | |
|---|---------|-------|-------|---------|---------|---------|---------|----------|---------|-------|
| * C R I M I N A L * C I V I L * T * | | | | | | | | | | |
| ***** | | | | | | | | | | |
| * STATE OFFENSE * STATE * ORDINANCE * * * * * | | | | | | | | | | |
| ***** | | | | | | | | | | |
| L | * STATE | * NON | * AND | * PARK- | * TRAF- | * TRAF- | * CIVIL | * SMALL | * MARY | * T |
| E | * FIC | * FIC | * ING | * FIC | * FIC | * FIC | * CIVIL | * CLAIMS | * PROC. | * S |
| ***** | | | | | | | | | | |
| PENDING CASES AT THE BEGINNING OF THE YEAR..... | | | | | | | | | | |
| INACTIVE BENCH WARRANTS..... | 10 | 100 | 91 | 0 | 25 | 10 | 7 | 2 | 0 | 235 |
| INACTIVE: NON-SERVICE..... | 20 | 890 | 257 | 0 | 189 | 39 | 148 | 85 | 51 | 1659 |
| TOTAL (ADD LINES 10 AND 20)..... | 30 | 990 | 348 | 0 | 214 | 49 | 155 | 87 | 51 | 1894 |
| ACTIVE PENDING..... | 40 | 756 | 16 | 0 | 188 | 70 | 214 | 10 | 19 | 1273 |
| NEW CASES FILED THIS YEAR..... | 50 | 10261 | 2015 | 5 | 4092 | 445 | 576 | 575 | 449 | 18418 |
| SUBTOTAL ACTIVE..... | 60 | 11017 | 2031 | 5 | 4280 | 515 | 790 | 585 | 468 | 19691 |
| RE-OPENED CASES..... | | | | | | | | | | |
| REMANDS FROM HIGHER COURTS..... | 70 | 1 | 7 | 0 | 0 | 1 | 5 | 0 | 0 | 14 |
| PROBATION VIOLATIONS..... | 80 | 1 | 0 | 0 | 0 | 0 | 0 | 0 | 0 | 1 |
| MISTRIALS..... | 85 | 0 | 0 | 0 | 0 | 0 | 0 | 0 | 0 | 0 |
| APPEARANCE AFTER BENCH WARRANT ISSUED..... | 90 | 67 | 71 | 0 | 6 | 11 | 12 | 2 | 0 | 169 |
| SERVICE MADE/ARRAIGNMENT..... | 95 | 1295 | 371 | 0 | 301 | 71 | 410 | 304 | 157 | 2909 |
| OTHER..... | 100 | 0 | 0 | 0 | 0 | 0 | 10 | 3 | 0 | 13 |
| SUBTOTAL (ADD LINES 70 THROUGH 100)..... | 110 | 1364 | 449 | 0 | 307 | 83 | 437 | 309 | 157 | 3106 |
| TOTAL ACTIVE CASELOAD THIS YEAR (ADD LINES 60 AND 110)..... | 120 | 12381 | 2480 | 5 | 4587 | 598 | 1227 | 894 | 625 | 22797 |
| JUDICIAL DISPOSITIONS..... | | | | | | | | | | |
| GUILTY PLEAS..... | 130 | 1762 | 657 | 0 | 346 | 77 | 0 | 0 | 0 | 2842 |
| TRIALS WITHOUT JURY..... | 140 | 95 | 22 | 0 | 45 | 1 | 15 | 32 | 0 | 210 |
| TRIALS BY JURY..... | 150 | 21 | 5 | 0 | 4 | 1 | 3 | 0 | 0 | 34 |
| DISMISSALS..... | 160 | 471 | 296 | 0 | 128 | 42 | 225 | 250 | 249 | 1661 |
| PELIMINARY EXAMS WAIVED..... | 170 | 0 | 159 | 0 | 0 | 0 | 0 | 0 | 0 | 159 |
| PELIMINARY EXAMS CONDUCTED..... | 175 | 0 | 176 | 0 | 0 | 0 | 0 | 0 | 0 | 176 |
| BENCH WARRANTS..... | 180 | 584 | 79 | 0 | 147 | 11 | 5 | 0 | 0 | 826 |
| NO PROGRESS..... | 185 | 0 | 0 | 0 | 0 | 0 | 103 | 43 | 18 | 164 |
| OTHER JUDICIAL DISPOSITIONS..... | 190 | 1177 | 479 | 0 | 625 | 151 | 265 | 250 | 208 | 3155 |
| SUBTOTAL (ADD LINES 130 THROUGH 190)..... | 200 | 4110 | 1873 | 0 | 1295 | 283 | 616 | 575 | 475 | 9227 |
| OTHER DISPOSITIONS..... | | | | | | | | | | |
| MAGISTRATES..... | 210 | 701 | 123 | 0 | 1914 | 202 | 0 | 0 | 0 | 2940 |
| TRAFFIC BUREAU..... | 220 | 6303 | 0 | 3 | 819 | 0 | 0 | 0 | 0 | 7125 |
| NON-SERVICE..... | 230 | 854 | 320 | 0 | 258 | 71 | 397 | 286 | 126 | 2312 |
| SUBTOTAL (ADD LINES 210 THROUGH 230)..... | 240 | 7858 | 443 | 3 | 2991 | 273 | 397 | 286 | 126 | 12377 |
| TOTAL DISPOSITIONS (ADD LINES 200 AND 240)..... | 250 | 11968 | 2316 | 3 | 4286 | 556 | 1013 | 861 | 601 | 21604 |
| PENDING CASES AT THE END OF YEAR..... | | | | | | | | | | |
| INACTIVE: BENCH WARRANTS (LINES 10 - 90 + 180)..... | 260 | 617 | 99 | 0 | 166 | 10 | 0 | 0 | 0 | 892 |
| INACTIVE: NON-SERVICE (LINES 20 - 95 + 230)..... | 270 | 449 | 206 | 0 | 146 | 39 | 135 | 67 | 20 | 1062 |
| ACTIVE PENDING (SUBTRACT LINE 250 FROM LINE 120)..... | 280 | 413 | 164 | 2 | 301 | 42 | 214 | 33 | 24 | 1193 |
| TOTAL CASES PENDING AT END OF YEAR(LINES 260+270+280)..... | 290 | 1479 | 469 | 2 | 613 | 91 | 349 | 100 | 44 | 3147 |
| CIVIL CASES PENDING OVER 1 YEAR..... | 300 | 0 | 0 | 0 | 0 | 0 | 42 | 1 | 1 | 44 |

REPORT OF DISTRICT CASELOAD

REGION 3

DISTRICT #56

COURT SUMMARY

| ***** | | | | | | | | | | |
|--|-----|-------|------|---|------|-----|------|-----|-----|-------|
| * CRIMINAL * CIVIL * T * | | | | | | | | | | |
| * STATE OFFENSE * STATE * ORDINANCE * * * * * D * | | | | | | | | | | |
| L ***** ORD. ***** * * * * * A * | | | | | | | | | | |
| I * * NON * AND * * NON * * SMALL * MARY * * L * | | | | | | | | | | |
| N * TRAF- * TRAF- * PARK- * TRAF- * TRAF- * CIVIL * CLAIMS * PROC. * * S * | | | | | | | | | | |
| E * FIC * FIC * ING * FIC * FIC * * * * * * * * * | | | | | | | | | | |
| ***** | | | | | | | | | | |
| PENDING CASES AT THE BEGINNING OF THE YEAR..... | | | | | | | | | | |
| INACTIVE BENCH WARRANTS..... | 10 | 100 | 91 | 0 | 25 | 10 | 7 | 2 | 0 | 235 |
| INACTIVE: NON-SERVICE..... | 20 | 890 | 257 | 0 | 189 | 39 | 148 | 85 | 51 | 1659 |
| TOTAL (ADD LINES 10 AND 20)..... | 30 | 990 | 348 | 0 | 214 | 49 | 155 | 87 | 51 | 1894 |
| ACTIVE PENDING..... | 40 | 756 | 16 | 0 | 188 | 70 | 214 | 10 | 19 | 1273 |
| NEW CASES FILED THIS YEAR..... | 50 | 10261 | 2015 | 5 | 4092 | 445 | 576 | 575 | 449 | 18418 |
| SUBTOTAL ACTIVE..... | 60 | 11017 | 2031 | 5 | 4280 | 515 | 790 | 585 | 468 | 19691 |
| RE-OPENED CASES..... | | | | | | | | | | |
| REMANDS FROM HIGHER COURTS..... | 70 | 1 | 7 | 0 | 0 | 1 | 5 | 0 | 0 | 14 |
| PROBATION VIOLATIONS..... | 80 | 1 | 0 | 0 | 0 | 0 | 0 | 0 | 0 | 1 |
| MISTRIALS..... | 85 | 0 | 0 | 0 | 0 | 0 | 0 | 0 | 0 | 0 |
| APPEARANCE AFTER BENCH WARRANT ISSUED..... | 90 | 67 | 71 | 0 | 6 | 11 | 12 | 2 | 0 | 169 |
| SERVICE MADE/ARRAIGNMENT..... | 95 | 1295 | 371 | 0 | 301 | 71 | 410 | 304 | 157 | 2909 |
| OTHER..... | 100 | 0 | 0 | 0 | 0 | 0 | 10 | 3 | 0 | 13 |
| SUBTOTAL (ADD LINES 70 THROUGH 100)..... | 110 | 1364 | 449 | 0 | 307 | 83 | 437 | 309 | 157 | 3106 |
| TOTAL ACTIVE CASELOAD THIS YEAR (ADD LINES 60 AND 110)..... | 120 | 12381 | 2480 | 5 | 4587 | 598 | 1227 | 894 | 625 | 22797 |
| JUDICIAL DISPOSITIONS..... | | | | | | | | | | |
| GUILTY PLEAS..... | 130 | 1762 | 657 | 0 | 346 | 77 | 0 | 0 | 0 | 2842 |
| TRIALS WITHOUT JURY..... | 140 | 95 | 22 | 0 | 45 | 1 | 15 | 32 | 0 | 210 |
| TRIALS BY JURY..... | 150 | 21 | 5 | 0 | 4 | 1 | 3 | 0 | 0 | 34 |
| DISMISSALS..... | 160 | 471 | 296 | 0 | 128 | 42 | 225 | 250 | 249 | 1661 |
| PELIMINARY EXAMS WAIVED..... | 170 | 0 | 159 | 0 | 0 | 0 | 0 | 0 | 0 | 159 |
| PELIMINARY EXAMS CONDUCTED..... | 175 | 0 | 176 | 0 | 0 | 0 | 0 | 0 | 0 | 176 |
| BENCH WARRANTS..... | 180 | 584 | 79 | 0 | 147 | 11 | 5 | 0 | 0 | 826 |
| NO PROGRESS..... | 185 | 0 | 0 | 0 | 0 | 0 | 103 | 43 | 18 | 164 |
| OTHER JUDICIAL DISPOSITIONS..... | 190 | 1177 | 479 | 0 | 625 | 151 | 265 | 250 | 208 | 3155 |
| SUBTOTAL (ADD LINES 130 THROUGH 190)..... | 200 | 4110 | 1873 | 0 | 1295 | 283 | 616 | 575 | 475 | 9227 |
| OTHER DISPOSITIONS..... | | | | | | | | | | |
| MAGISTRATES..... | 210 | 701 | 123 | 0 | 1914 | 202 | 0 | 0 | 0 | 2940 |
| TRAFFIC BUREAU..... | 220 | 6303 | 0 | 3 | 819 | 0 | 0 | 0 | 0 | 7125 |
| NON-SERVICE..... | 230 | 854 | 320 | 0 | 258 | 71 | 397 | 286 | 126 | 2312 |
| SUBTOTAL (ADD LINES 210 THROUGH 230)..... | 240 | 7858 | 443 | 3 | 2991 | 273 | 397 | 286 | 126 | 12377 |
| TOTAL DISPOSITIONS (ADD LINES 200 AND 240)..... | 250 | 11968 | 2316 | 3 | 4286 | 556 | 1013 | 861 | 601 | 21604 |
| PENDING CASES AT THE END OF YEAR..... | | | | | | | | | | |
| INACTIVE: BENCH WARRANTS (LINES 10 - 90 + 180)..... | 260 | 617 | 99 | 0 | 166 | 10 | 0 | 0 | 0 | 892 |
| INACTIVE: NON-SERVICE (LINES 20 - 95 + 230)..... | 270 | 449 | 206 | 0 | 146 | 39 | 135 | 67 | 20 | 1062 |
| ACTIVE PENDING (SUBTRACT LINE 250 FROM LINE 120)..... | 280 | 413 | 164 | 2 | 301 | 42 | 214 | 33 | 24 | 1193 |
| TOTAL CASES PENDING AT END OF YEAR (LINES 260+270+280)..... | 290 | 1479 | 469 | 2 | 613 | 91 | 349 | 100 | 44 | 3147 |
| CIVIL CASES PENDING OVER 1 YEAR..... | 300 | 0 | 0 | 0 | 0 | 0 | 42 | 1 | 1 | 44 |

REPORT OF DISTRICT CASELOAD

REGION 3

DISTRICT #57

ALLEGAN COUNTY

| ***** | | | | | | | | | | |
|---|---------|---------|---------|---------|---------------|-----------|-----------|---------------|-----------|-----------|
| * C R I M I N A L * | | | | | * C I V I L * | | | * T O T A L * | | |
| * STATE OFFENSE * STATE * ORDINANCE * | | | | | * * * * * | | | * * * * * | | |
| L | I | N | E | ORD. | NON | AND | NON | CIVIL | SUM- | A |
| * TRAF- | * TRAF- | * PARK- | * TRAF- | * TRAF- | * CIVIL | * SMALL | * MARY | * CLAIMS | * PROC. | * S |
| * FIC | * FIC | * ING | * FIC | * FIC | * * * * * | * * * * * | * * * * * | * * * * * | * * * * * | * * * * * |
| ***** | | | | | | | | | | |
| PENDING CASES AT THE BEGINNING OF THE YEAR..... | | | | | | | | | | |
| INACTIVE BENCH WARRANTS..... | 10 | 67 | 23 | 0 | 10 | 20 | 2 | 1 | 0 | 123 |
| INACTIVE: NON-SERVICE..... | 20 | 803 | 385 | 0 | 140 | 42 | 352 | 109 | 25 | 1856 |
| TOTAL (ADD LINES 10 AND 20)..... | 30 | 870 | 408 | 0 | 150 | 62 | 354 | 110 | 25 | 1979 |
| ACTIVE PENDING..... | 40 | 771 | 87 | 0 | 471 | 17 | 124 | 13 | 3 | 1486 |
| NEW CASES FILED THIS YEAR..... | 50 | 9643 | 1877 | 7 | 2722 | 201 | 1146 | 491 | 138 | 16225 |
| SUBTOTAL ACTIVE..... | 60 | 10414 | 1964 | 7 | 3193 | 218 | 1270 | 504 | 141 | 17711 |
| RE-OPENED CASES..... | | | | | | | | | | |
| REMANDS FROM HIGHER COURTS..... | 70 | 1 | 31 | 0 | 0 | 0 | 0 | 0 | 1 | 33 |
| PROBATION VIOLATIONS..... | 80 | 9 | 7 | 0 | 1 | 0 | 0 | 0 | 0 | 17 |
| MISTRIALS..... | 85 | 0 | 0 | 0 | 0 | 0 | 0 | 0 | 0 | 0 |
| APPEARANCE AFTER BENCH WARRANT ISSUED..... | 90 | 107 | 25 | 0 | 28 | 14 | 0 | 2 | 0 | 176 |
| SERVICE MADE/ARRAIGNMENT..... | 95 | 861 | 574 | 0 | 222 | 59 | 873 | 230 | 66 | 2885 |
| OTHER..... | 100 | 1337 | 148 | 0 | 352 | 6 | 222 | 39 | 13 | 2117 |
| SUBTOTAL (ADD LINES 70 THROUGH 100)..... | 110 | 2315 | 785 | 0 | 603 | 79 | 1095 | 271 | 80 | 5228 |
| TOTAL ACTIVE CASELOAD THIS YEAR (ADD LINES 60 AND 110)..... | 120 | 12729 | 2749 | 7 | 3796 | 297 | 2365 | 775 | 221 | 22939 |
| JUDICIAL DISPOSITIONS..... | | | | | | | | | | |
| GUILTY PLEAS..... | 130 | 1352 | 538 | 0 | 363 | 89 | 0 | 0 | 0 | 2342 |
| TRIALS WITHOUT JURY..... | 140 | 51 | 34 | 0 | 19 | 3 | 33 | 30 | 16 | 186 |
| TRIALS BY JURY..... | 150 | 26 | 11 | 0 | 8 | 0 | 7 | 0 | 0 | 52 |
| DISMISSALS..... | 160 | 551 | 344 | 0 | 200 | 29 | 363 | 108 | 32 | 1627 |
| PELIMINARY EXAMS WAIVED..... | 170 | 0 | 89 | 0 | 0 | 0 | 0 | 0 | 0 | 89 |
| PELIMINARY EXAMS CONDUCTED..... | 175 | 0 | 78 | 0 | 0 | 0 | 0 | 0 | 0 | 78 |
| BENCH WARRANTS..... | 180 | 81 | 44 | 0 | 24 | 2 | 0 | 1 | 0 | 152 |
| NO PROGRESS..... | 185 | 0 | 0 | 0 | 0 | 0 | 27 | 1 | 9 | 37 |
| OTHER JUDICIAL DISPOSITIONS..... | 190 | 722 | 288 | 0 | 611 | 35 | 951 | 339 | 104 | 3050 |
| SUBTOTAL (ADD LINES 130 THROUGH 190)..... | 200 | 2783 | 1426 | 0 | 1225 | 158 | 1381 | 479 | 161 | 7613 |
| OTHER DISPOSITIONS..... | | | | | | | | | | |
| MAGISTRATES..... | 210 | 6731 | 707 | 7 | 1719 | 73 | 0 | 0 | 0 | 9237 |
| TRAFFIC BUREAU..... | 220 | 1678 | 9 | 0 | 532 | 0 | 0 | 0 | 0 | 2219 |
| NON-SERVICE..... | 230 | 642 | 586 | 0 | 149 | 54 | 810 | 214 | 56 | 2511 |
| SUBTOTAL (ADD LINES 210 THROUGH 230)..... | 240 | 9051 | 1302 | 7 | 2400 | 127 | 810 | 214 | 56 | 13967 |
| TOTAL DISPOSITIONS (ADD LINES 200 AND 240)..... | 250 | 11834 | 2728 | 7 | 3625 | 285 | 2191 | 693 | 217 | 21580 |
| PENDING CASES AT THE END OF YEAR..... | | | | | | | | | | |
| INACTIVE: BENCH WARRANTS (LINES 10 - 90 + 180)..... | 260 | 41 | 42 | 0 | 6 | 8 | 2 | 0 | 0 | 99 |
| INACTIVE: NON-SERVICE (LINES 20 - 95 + 230)..... | 270 | 584 | 397 | 0 | 67 | 37 | 289 | 93 | 15 | 1482 |
| ACTIVE PENDING (SUBTRACT LINE 250 FROM LINE 120)..... | 280 | 895 | 21 | 0 | 171 | 12 | 174 | 82 | 4 | 1359 |
| TOTAL CASES PENDING AT END OF YEAR (LINES 260+270+280)..... | 290 | 1520 | 460 | 0 | 244 | 57 | 465 | 175 | 19 | 2940 |
| CIVIL CASES PENDING OVER 1 YEAR..... | 300 | 0 | 0 | 0 | 0 | 0 | 0 | 0 | 0 | 0 |

REPORT OF DISTRICT CASELOAD

REGION 3

DISTRICT #58 - Div. 1

CITY OF GRAND HAVEN

| ***** | | | | | | | | | |
|---|----------------|---------------|-------------|-----------------|-----------------|-------------------------|-------------------|-----------------|----------------------------|
| * C R I M I N A L * | | | | | * C I V I L * | | | | * T * |
| ***** | | | | | | | | | |
| * STATE OFFENSE * | * STATE ORD. * | * ORDINANCE * | | | | * SMALL * SUM- * MARY * | * CLAMS * PROC. * | | |
| ***** | | | | | | | | | |
| L * * * * * | I * * * * * | N * * * * * | E * * * * * | * TRAF- * FIC * | * TRAF- * FIC * | * PARK- * ING * | * TRAF- * FIC * | * TRAF- * FIC * | * CIVIL * CLAIMS * PROC. * |
| ***** | | | | | | | | | |
| PENDING CASES AT THE BEGINNING OF THE YEAR..... | | | | | | | | | |
| INACTIVE BENCH WARRANTS..... | 10 | 70 | 32 | 0 | 10 | 24 | 0 | 0 | 136 |
| INACTIVE: NON-SERVICE..... | 20 | 178 | 107 | 0 | 23 | 31 | 126 | 80 | 553 |
| TOTAL (ADD LINES 10 AND 20)..... | 30 | 248 | 139 | 0 | 33 | 55 | 126 | 80 | 689 |
| ACTIVE PENDING..... | 40 | 744 | 94 | 0 | 127 | 38 | 53 | 23 | 1086 |
| NEW CASES FILED THIS YEAR..... | 50 | 4642 | 958 | 3 | 1858 | 309 | 432 | 546 | 8799 |
| SUBTOTAL ACTIVE..... | 60 | 5386 | 1052 | 3 | 1985 | 347 | 485 | 569 | 9885 |
| RE-OPENED CASES..... | | | | | | | | | |
| REMANDS FROM HIGHER COURTS..... | 70 | 1 | 9 | 0 | 0 | 0 | 0 | 0 | 10 |
| PROBATION VIOLATIONS..... | 80 | 8 | 6 | 0 | 1 | 2 | 0 | 0 | 17 |
| MISTRIALS..... | 85 | 0 | 0 | 0 | 0 | 0 | 0 | 0 | 0 |
| APPEARANCE AFTER BENCH WARRANT ISSUED..... | 90 | 57 | 38 | 0 | 10 | 15 | 0 | 0 | 120 |
| SERVICE MADE/ARRAIGNMENT..... | 95 | 275 | 234 | 0 | 65 | 59 | 428 | 534 | 1649 |
| OTHER..... | 100 | 1 | 7 | 0 | 18 | 1 | 24 | 12 | 63 |
| SUBTOTAL (ADD LINES 70 THROUGH 100)..... | 110 | 342 | 294 | 0 | 94 | 77 | 452 | 546 | 1859 |
| TOTAL ACTIVE CASELOAD THIS YEAR (ADD LINES 60 AND 110)..... | 120 | 5728 | 1346 | 3 | 2079 | 424 | 937 | 1115 | 11744 |
| JUDICIAL DISPOSITIONS..... | | | | | | | | | |
| GUILTY PLEAS..... | 130 | 630 | 601 | 1 | 166 | 280 | 0 | 0 | 1678 |
| TRIALS WITHOUT JURY..... | 140 | 60 | 15 | 0 | 14 | 4 | 22 | 22 | 138 |
| TRIALS BY JURY..... | 150 | 24 | 8 | 0 | 5 | 2 | 4 | 0 | 43 |
| DISMISSALS..... | 160 | 294 | 114 | 0 | 206 | 39 | 61 | 6 | 720 |
| PELIMINARY EXAMS WAIVED..... | 170 | 8 | 85 | 0 | 0 | 0 | 0 | 0 | 93 |
| PELIMINARY EXAMS CONDUCTED..... | 175 | 4 | 29 | 0 | 0 | 0 | 0 | 0 | 33 |
| BENCH WARRANTS..... | 180 | 43 | 26 | 0 | 4 | 10 | 0 | 0 | 83 |
| NO PROGRESS..... | 185 | 0 | 0 | 0 | 0 | 0 | 18 | 18 | 40 |
| OTHER JUDICIAL DISPOSITIONS..... | 190 | 154 | 128 | 1 | 0 | 39 | 331 | 455 | 1160 |
| SUBTOTAL (ADD LINES 130 THROUGH 190)..... | 200 | 1217 | 1006 | 2 | 395 | 374 | 436 | 501 | 3988 |
| OTHER DISPOSITIONS..... | | | | | | | | | |
| MAGISTRATES..... | 210 | 0 | 0 | 0 | 0 | 0 | 0 | 0 | 0 |
| TRAFFIC BUREAU..... | 220 | 3739 | 72 | 1 | 1501 | 0 | 0 | 0 | 5313 |
| NON-SERVICE..... | 230 | 317 | 226 | 0 | 68 | 42 | 432 | 546 | 1682 |
| SUBTOTAL (ADD LINES 210 THROUGH 230)..... | 240 | 4056 | 298 | 1 | 1569 | 42 | 432 | 546 | 6995 |
| TOTAL DISPOSITIONS (ADD LINES 200 AND 240)..... | 250 | 5273 | 1304 | 3 | 1964 | 416 | 868 | 1047 | 10983 |
| PENDING CASES AT THE END OF YEAR..... | | | | | | | | | |
| INACTIVE: BENCH WARRANTS (LINES 10 - 90 + 180)..... | 260 | 56 | 20 | 0 | 4 | 19 | 0 | 0 | 99 |
| INACTIVE: NON-SERVICE (LINES 20 - 95 + 230)..... | 270 | 220 | 99 | 0 | 26 | 14 | 130 | 92 | 586 |
| ACTIVE PENDING (SUBTRACT LINE 250 FROM LINE 120)..... | 280 | 455 | 42 | 0 | 115 | 8 | 69 | 68 | 761 |
| TOTAL CASES PENDING AT END OF YEAR(LINES 260+270+280)..... | 290 | 731 | 161 | 0 | 145 | 41 | 199 | 160 | 1446 |
| CIVIL CASES PENDING OVER 1 YEAR..... | 300 | 0 | 0 | 0 | 0 | 0 | 16 | 0 | 17 |

REPORT OF DISTRICT CASELOAD

REGION 3

DISTRICT #58 - Div. 2

CITY OF HOLLAND

| ***** | | | | | | | | | |
|---|-------|-------|-------|-------|-----------|-------|--------|-------|-------|
| * CRIMINAL * | | | | | * CIVIL * | | | * T * | |
| ***** | | | | | | | | | |
| * STATE OFFENSE * STATE * ORDINANCE * | | | | | * * * * * | | | | |
| L | NON | AND | ORD. | NON | CIVIL | SMALL | MARY | SUM- | A |
| I | TRAF- | TRAF- | PARK- | TRAF- | TRAF- | CIVIL | CLAIMS | PROC. | L |
| N | FIC | FIC | ING | FIC | FIC | | | | S |
| E | | | | | | | | | |
| ***** | | | | | | | | | |
| PENDING CASES AT THE BEGINNING OF THE YEAR..... | | | | | | | | | |
| INACTIVE BENCH WARRANTS..... | 10 | 57 | 36 | 0 | 80 | 12 | 3 | 0 | 188 |
| INACTIVE: NON-SERVICE..... | 20 | 58 | 22 | 5 | 43 | 19 | 11 | 4 | 173 |
| TOTAL (ADD LINES 10 AND 20)..... | 30 | 115 | 58 | 5 | 123 | 31 | 14 | 4 | 361 |
| ACTIVE PENDING..... | 40 | 224 | 182 | 27 | 334 | 4 | 225 | 36 | 1047 |
| NEW CASES FILED THIS YEAR..... | 50 | 3586 | 2068 | 0 | 4305 | 344 | 754 | 712 | 11915 |
| SUBTOTAL ACTIVE..... | 60 | 3810 | 2250 | 27 | 4639 | 348 | 979 | 748 | 12962 |
| RE-OPENED CASES..... | | | | | | | | | |
| REMANDS FROM HIGHER COURTS..... | 70 | 0 | 1 | 0 | 0 | 0 | 1 | 0 | 2 |
| PROBATION VIOLATIONS..... | 80 | 0 | 0 | 0 | 0 | 0 | 0 | 0 | 0 |
| MISTRIALS..... | 85 | 0 | 0 | 0 | 0 | 0 | 0 | 0 | 0 |
| APPEARANCE AFTER BENCH WARRANT ISSUED..... | 90 | 29 | 48 | 0 | 44 | 17 | 6 | 1 | 145 |
| SERVICE MADE/ARRAIGNMENT..... | 95 | 48 | 179 | 0 | 67 | 80 | 446 | 467 | 1365 |
| OTHER..... | 100 | 0 | 0 | 0 | 0 | 0 | 0 | 0 | 0 |
| SUBTOTAL (ADD LINES 70 THROUGH 100)..... | 110 | 77 | 228 | 0 | 111 | 97 | 453 | 468 | 1512 |
| TOTAL ACTIVE CASELOAD THIS YEAR (ADD LINES 60 AND 110)..... | 120 | 3887 | 2478 | 27 | 4750 | 445 | 1432 | 1216 | 14474 |
| JUDICIAL DISPOSITIONS..... | | | | | | | | | |
| GUILTY PLEAS..... | 130 | 371 | 658 | 0 | 461 | 160 | 0 | 0 | 1650 |
| TRIALS WITHOUT JURY..... | 140 | 40 | 11 | 0 | 32 | 10 | 12 | 281 | 445 |
| TRIALS BY JURY..... | 150 | 3 | 10 | 0 | 7 | 0 | 2 | 0 | 22 |
| DISMISSALS..... | 160 | 304 | 278 | 0 | 257 | 81 | 146 | 63 | 1176 |
| PELIMINARY EXAMS WAIVED..... | 170 | 0 | 53 | 0 | 0 | 0 | 0 | 0 | 53 |
| PELIMINARY EXAMS CONDUCTED..... | 175 | 0 | 23 | 0 | 0 | 0 | 0 | 0 | 23 |
| BENCH WARRANTS..... | 180 | 70 | 74 | 0 | 54 | 22 | 5 | 1 | 226 |
| NO PROGRESS..... | 185 | 0 | 0 | 0 | 0 | 0 | 115 | 71 | 196 |
| OTHER JUDICIAL DISPOSITIONS..... | 190 | 22 | 5 | 0 | 12 | 3 | 346 | 175 | 590 |
| SUBTOTAL (ADD LINES 130 THROUGH 190)..... | 200 | 810 | 1112 | 0 | 823 | 276 | 626 | 591 | 4381 |
| OTHER DISPOSITIONS..... | | | | | | | | | |
| MAGISTRATES..... | 210 | 0 | 0 | 0 | 0 | 0 | 0 | 0 | 0 |
| TRAFFIC BUREAU..... | 220 | 2681 | 1116 | 15 | 3430 | 40 | 0 | 0 | 7282 |
| NON-SERVICE..... | 230 | 116 | 231 | 0 | 155 | 125 | 463 | 470 | 1628 |
| SUBTOTAL (ADD LINES 210 THROUGH 230)..... | 240 | 2797 | 1347 | 15 | 3585 | 165 | 463 | 470 | 8910 |
| TOTAL DISPOSITIONS (ADD LINES 200 AND 240)..... | 250 | 3607 | 2459 | 15 | 4408 | 441 | 1089 | 1061 | 13291 |
| PENDING CASES AT THE END OF YEAR..... | | | | | | | | | |
| INACTIVE: BENCH WARRANTS (LINES 10 - 90 + 180)..... | 260 | 98 | 62 | 0 | 90 | 17 | 2 | 0 | 269 |
| INACTIVE: NON-SERVICE (LINES 20 - 95 + 230)..... | 270 | 126 | 74 | 5 | 131 | 64 | 28 | 7 | 436 |
| ACTIVE PENDING (SUBTRACT LINE 250 FROM LINE 120)..... | 280 | 280 | 19 | 12 | 342 | 4 | 342 | 155 | 1183 |
| TOTAL CASES PENDING AT END OF YEAR (LINES 260+270+280)..... | 290 | 504 | 155 | 17 | 563 | 85 | 373 | 162 | 1888 |
| CIVIL CASES PENDING OVER 1 YEAR..... | 300 | 0 | 0 | 0 | 0 | 0 | 22 | 0 | 23 |

REPORT OF DISTRICT CASELOAD

REGION 3

DISTRICT #58 - Div. 3

CITY OF HUDSONVILLE

| ***** | | | | | | | | | |
|---|-----|------|------|----|---------------|----|-----|-------|------|
| * C R I M I N A L * | | | | | * C I V I L * | | | * T * | |
| ***** | | | | | | | | | |
| * STATE OFFENSE * STATE * ORDINANCE * | | | | | | | | | |
| ***** | | | | | | | | | |
| * I * NON * AND * NON * | | | | | | | | | |
| * N * TRAF- * TRAF- * PARK- * TRAF- * TRAF- * CIVIL * SMALL * MARY- * A * | | | | | | | | | |
| * E * FIC * FIC * ING * FIC * FIC * * * CLAIMS * PROC. * S * | | | | | | | | | |
| ***** | | | | | | | | | |
| PENDING CASES AT THE BEGINNING OF THE YEAR..... | | | | | | | | | |
| INACTIVE BENCH WARRANTS..... | 10 | 12 | 3 | 0 | 1 | 0 | 0 | 0 | 16 |
| INACTIVE: NON-SERVICE..... | 20 | 312 | 31 | 0 | 22 | 0 | 38 | 4 | 411 |
| TOTAL (ADD LINES 10 AND 20)..... | 30 | 324 | 34 | 0 | 23 | 0 | 38 | 4 | 427 |
| ACTIVE PENDING..... | 40 | 314 | 83 | 5 | 27 | 5 | 21 | 0 | 458 |
| NEW CASES FILED THIS YEAR..... | 50 | 6684 | 936 | 40 | 451 | 73 | 197 | 82 | 8511 |
| SUBTOTAL ACTIVE..... | 60 | 6998 | 1019 | 45 | 478 | 78 | 218 | 82 | 8969 |
| RE-OPENED CASES..... | | | | | | | | | |
| REMANDS FROM HIGHER COURTS..... | 70 | 0 | 0 | 0 | 0 | 0 | 0 | 0 | 0 |
| PROBATION VIOLATIONS..... | 80 | 0 | 5 | 0 | 0 | 1 | 0 | 0 | 6 |
| MISTRIALS..... | 85 | 0 | 0 | 0 | 0 | 0 | 0 | 0 | 0 |
| APPEARANCE AFTER BENCH WARRANT ISSUED..... | 90 | 25 | 13 | 0 | 1 | 1 | 0 | 0 | 40 |
| SERVICE MADE/ARRAIGNMENT..... | 95 | 205 | 58 | 4 | 13 | 3 | 112 | 44 | 461 |
| OTHER..... | 100 | 20 | 5 | 0 | 1 | 0 | 0 | 0 | 26 |
| SUBTOTAL (ADD LINES 70 THROUGH 100)..... | 110 | 250 | 81 | 4 | 15 | 5 | 112 | 44 | 533 |
| TOTAL ACTIVE CASELOAD THIS YEAR (ADD LINES 60 AND 110)..... | 120 | 7248 | 1100 | 49 | 493 | 83 | 330 | 126 | 9502 |
| JUDICIAL DISPOSITIONS..... | | | | | | | | | |
| GUILTY PLEAS..... | 130 | 535 | 757 | 10 | 56 | 63 | 0 | 0 | 1421 |
| TRIALS WITHOUT JURY..... | 140 | 67 | 22 | 1 | 2 | 3 | 13 | 24 | 150 |
| TRIALS BY JURY..... | 150 | 16 | 4 | 0 | 1 | 1 | 1 | 0 | 24 |
| DISMISSALS..... | 160 | 86 | 63 | 5 | 7 | 1 | 23 | 9 | 195 |
| PELIMINARY EXAMS WAIVED..... | 170 | 0 | 16 | 0 | 0 | 0 | 0 | 0 | 16 |
| PELIMINARY EXAMS CONDUCTED..... | 175 | 0 | 7 | 0 | 0 | 0 | 0 | 0 | 7 |
| BENCH WARRANTS..... | 180 | 26 | 27 | 0 | 1 | 1 | 0 | 0 | 55 |
| NO PROGRESS..... | 185 | 0 | 0 | 0 | 0 | 0 | 6 | 2 | 9 |
| OTHER JUDICIAL DISPOSITIONS..... | 190 | 229 | 76 | 1 | 1 | 2 | 110 | 35 | 479 |
| SUBTOTAL (ADD LINES 130 THROUGH 190)..... | 200 | 959 | 972 | 17 | 68 | 71 | 153 | 70 | 2356 |
| OTHER DISPOSITIONS..... | | | | | | | | | |
| MAGISTRATES..... | 210 | 0 | 0 | 0 | 59 | 0 | 0 | 0 | 59 |
| TRAFFIC BUREAU..... | 220 | 5702 | 10 | 0 | 316 | 0 | 0 | 0 | 6028 |
| NON-SERVICE..... | 230 | 254 | 5 | 32 | 19 | 3 | 128 | 45 | 557 |
| SUBTOTAL (ADD LINES 210 THROUGH 230)..... | 240 | 5956 | 66 | 32 | 394 | 3 | 128 | 45 | 6644 |
| TOTAL DISPOSITIONS (ADD LINES 200 AND 240)..... | 250 | 6915 | 1040 | 49 | 462 | 74 | 281 | 115 | 9000 |
| PENDING CASES AT THE END OF YEAR..... | | | | | | | | | |
| INACTIVE: BENCH WARRANTS (LINES 10 - 90 + 180)..... | 260 | 13 | 17 | 0 | 1 | 0 | 0 | 0 | 31 |
| INACTIVE: NON-SERVICE (LINES 20 - 95 + 230)..... | 270 | 361 | 31 | 28 | 28 | 0 | 54 | 5 | 507 |
| ACTIVE PENDING (SUBTRACT LINE 250 FROM LINE 120)..... | 280 | 333 | 60 | 0 | 31 | 9 | 49 | 11 | 502 |
| TOTAL CASES PENDING AT END OF YEAR(LINES 260+270+280)..... | 290 | 707 | 108 | 28 | 60 | 9 | 103 | 16 | 1040 |
| CIVIL CASES PENDING OVER 1 YEAR..... | 300 | 0 | 0 | 0 | 0 | 0 | 9 | 0 | 10 |

REPORT OF DISTRICT CASELOAD

REGION 3

DISTRICT #58

COURT SUMMARY

| | ***** | | | | | | | | | |
|---|---------------------|---------------|---------------|---------------|---------------|---------------|----------|---------|-----|-------|
| | * C R I M I N A L * | | | | | * C I V I L * | | | | * T * |
| | * STATE OFFENSE | * STATE | * ORDINANCE | | | | * SUM- | * MARY | * S | |
| | L * TRAF- * FIC | I * NON * FIC | N * AND * ING | * TRAF- * FIC | * TRAF- * FIC | * CIVIL | * CLAIMS | * PROC. | | |
| PENDING CASES AT THE BEGINNING OF THE YEAR..... | | | | | | | | | | |
| INACTIVE BENCH WARRANTS..... | 10 | 139 | 71 | 0 | 91 | 36 | 3 | 0 | 0 | 340 |
| INACTIVE: NON-SERVICE..... | 20 | 548 | 160 | 5 | 88 | 50 | 175 | 88 | 23 | 1137 |
| TOTAL (ADD LINES 10 AND 20)..... | 30 | 687 | 231 | 5 | 179 | 86 | 178 | 88 | 23 | 1477 |
| ACTIVE PENDING..... | 40 | 1282 | 359 | 32 | 488 | 47 | 299 | 59 | 25 | 2591 |
| NEW CASES FILED THIS YEAR..... | 50 | 14912 | 3962 | 43 | 6614 | 726 | 1383 | 1340 | 245 | 29225 |
| SUBTOTAL ACTIVE..... | 60 | 16194 | 4321 | 75 | 7102 | 773 | 1682 | 1399 | 270 | 31816 |
| RE-OPENED CASES..... | | | | | | | | | | |
| REMANDS FROM HIGHER COURTS..... | 70 | 1 | 10 | 0 | 0 | 0 | 1 | 0 | 0 | 12 |
| PROBATION VIOLATIONS..... | 80 | 8 | 11 | 0 | 1 | 3 | 0 | 0 | 0 | 23 |
| MISTRIALS..... | 85 | 0 | 0 | 0 | 0 | 0 | 0 | 0 | 0 | 0 |
| APPEARANCE AFTER BENCH WARRANT ISSUED..... | 90 | 111 | 99 | 0 | 55 | 33 | 6 | 1 | 0 | 305 |
| SERVICE MADE/ARRAIGNMENT..... | 95 | 528 | 471 | 4 | 145 | 142 | 986 | 1045 | 154 | 3475 |
| OTHER..... | 100 | 21 | 12 | 0 | 19 | 1 | 24 | 12 | 0 | 89 |
| SUBTOTAL (ADD LINES 70 THROUGH 100)..... | 110 | 669 | 603 | 4 | 220 | 179 | 1017 | 1058 | 154 | 3904 |
| TOTAL ACTIVE CASELOAD THIS YEAR (ADD LINES 60 AND 110)..... | 120 | 16863 | 4924 | 79 | 7322 | 952 | 2699 | 2457 | 424 | 35720 |
| JUDICIAL DISPOSITIONS..... | | | | | | | | | | |
| GUILTY PLEAS..... | 130 | 1536 | 2016 | 11 | 683 | 503 | 0 | 0 | 0 | 4749 |
| TRIALS WITHOUT JURY..... | 140 | 167 | 48 | 1 | 48 | 17 | 47 | 327 | 78 | 733 |
| TRIALS BY JURY..... | 150 | 43 | 22 | 0 | 13 | 3 | 7 | 0 | 1 | 89 |
| DISMISSALS..... | 160 | 684 | 455 | 5 | 470 | 121 | 230 | 78 | 48 | 2091 |
| PELIMINARY EXAMS WAIVED..... | 170 | 8 | 154 | 0 | 0 | 0 | 0 | 0 | 0 | 162 |
| PELIMINARY EXAMS CONDUCTED..... | 175 | 4 | 59 | 0 | 0 | 0 | 0 | 0 | 0 | 63 |
| BENCH WARRANTS..... | 180 | 139 | 127 | 0 | 59 | 33 | 5 | 1 | 0 | 364 |
| NO PROGRESS..... | 185 | 0 | 0 | 0 | 0 | 0 | 139 | 91 | 15 | 245 |
| OTHER JUDICIAL DISPOSITIONS..... | 190 | 405 | 209 | 2 | 13 | 44 | 787 | 665 | 104 | 2229 |
| SUBTOTAL (ADD LINES 130 THROUGH 190)..... | 200 | 2986 | 3090 | 19 | 1286 | 721 | 1215 | 1162 | 246 | 10725 |
| OTHER DISPOSITIONS..... | | | | | | | | | | |
| MAGISTRATES..... | 210 | 0 | 0 | 0 | 59 | 0 | 0 | 0 | 0 | 59 |
| TRAFFIC BUREAU..... | 220 | 12122 | 1198 | 16 | 5247 | 40 | 0 | 0 | 0 | 18623 |
| NON-SERVICE..... | 230 | 687 | 515 | 32 | 242 | 170 | 1023 | 1061 | 137 | 3867 |
| SUBTOTAL (ADD LINES 210 THROUGH 230)..... | 240 | 12809 | 1713 | 48 | 5548 | 210 | 1023 | 1061 | 137 | 22549 |
| TOTAL DISPOSITIONS (ADD LINES 200 AND 240)..... | 250 | 15795 | 4803 | 67 | 6834 | 931 | 2238 | 2223 | 383 | 33274 |
| PENDING CASES AT THE END OF YEAR..... | | | | | | | | | | |
| INACTIVE: BENCH WARRANTS (LINES 10 - 90 + 180)..... | 260 | 167 | 99 | 0 | 95 | 36 | 2 | 0 | 0 | 399 |
| INACTIVE: NON-SERVICE (LINES 20 - 95 + 230)..... | 270 | 707 | 204 | 33 | 185 | 78 | 212 | 104 | 6 | 1529 |
| ACTIVE PENDING (SUBTRACT LINE 250 FROM LINE 120)..... | 280 | 1068 | 121 | 12 | 488 | 21 | 461 | 234 | 41 | 2446 |
| TOTAL CASES PENDING AT END OF YEAR(LINES 260+270+280)..... | 290 | 1942 | 424 | 45 | 768 | 135 | 675 | 338 | 47 | 4374 |
| CIVIL CASES PENDING OVER 1 YEAR..... | 300 | 0 | 0 | 0 | 0 | 0 | 47 | 0 | 3 | 50 |

REPORT OF DISTRICT CASELOAD

REGION 3

DISTRICT #60

MUSKEGON COUNTY

| ***** | | | | | | | | | |
|---|-----------|---------------|---------|---------|---------------|---------|----------|-----------|-------|
| * C R I M I N A L * | | | | | * C I V I L * | | | * T * | |
| ***** | | | | | | | | | |
| * STATE OFFENSE * | * STATE * | * ORDINANCE * | | | | * SUM- | * MARY * | * PROC. * | * S * |
| ***** | | | | | | | | | |
| L | * NON | * AND | * NON | | | | * CIVIL | * CLAIMS | * S |
| I | * TRAF- | * TRAF- | * PARK- | * TRAF- | * TRAF- | * CIVIL | * CLAIMS | * PROC. | * S |
| N | * FIC | * FIC | * ING | * FIC | * FIC | | | | |
| E | | | | | | | | | |
| ***** | | | | | | | | | |
| PENDING CASES AT THE BEGINNING OF THE YEAR..... | | | | | | | | | |
| INACTIVE BENCH WARRANTS..... | 10 | 94 | 160 | 30 | 202 | 91 | 0 | 0 | 577 |
| INACTIVE: NON-SERVICE..... | 20 | 1169 | 277 | 1826 | 2973 | 100 | 406 | 94 | 6953 |
| TOTAL (ADD LINES 10 AND 20)..... | 30 | 1263 | 437 | 1856 | 3175 | 191 | 406 | 94 | 7530 |
| ACTIVE PENDING..... | 40 | 247 | 379 | 0 | 0 | 181 | 290 | 160 | 1257 |
| NEW CASES FILED THIS YEAR..... | 50 | 6422 | 2735 | 663 | 18600 | 1128 | 2567 | 1670 | 34820 |
| SUBTOTAL ACTIVE..... | 60 | 6689 | 3114 | 663 | 18600 | 1309 | 2857 | 1830 | 36077 |
| RE-OPENED CASES..... | | | | | | | | | |
| REMANDS FROM HIGHER COURTS..... | 70 | 0 | 14 | 0 | 0 | 0 | 4 | 0 | 18 |
| PROBATION VIOLATIONS..... | 80 | 4 | 9 | 0 | 7 | 2 | 0 | 0 | 22 |
| MISTRIALS..... | 85 | 0 | 0 | 0 | 0 | 0 | 0 | 0 | 0 |
| APPEARANCE AFTER BENCH WARRANT ISSUED..... | 90 | 51 | 51 | 19 | 73 | 28 | 0 | 0 | 222 |
| SERVICE MADE/ARRAIGNMENT..... | 95 | 1666 | 396 | 142 | 4675 | 191 | 1258 | 761 | 9548 |
| OTHER..... | 100 | 0 | 2 | 0 | 0 | 1 | 0 | 0 | 3 |
| SUBTOTAL (ADD LINES 70 THROUGH 100)..... | 110 | 1721 | 472 | 161 | 4755 | 222 | 1262 | 761 | 9813 |
| TOTAL ACTIVE CASELOAD THIS YEAR (ADD LINES 60 AND 110)..... | 120 | 8390 | 3586 | 824 | 23355 | 1531 | 4119 | 2591 | 45890 |
| JUDICIAL DISPOSITIONS..... | | | | | | | | | |
| GUILTY PLEAS..... | 130 | 986 | 636 | 109 | 2114 | 372 | 0 | 0 | 4217 |
| TRIALS WITHOUT JURY..... | 140 | 124 | 142 | 27 | 403 | 58 | 222 | 9 | 990 |
| TRIALS BY JURY..... | 150 | 5 | 19 | 0 | 25 | 13 | 14 | 0 | 76 |
| DISMISSALS..... | 160 | 205 | 461 | 25 | 366 | 152 | 456 | 575 | 2596 |
| PELIMINARY EXAMS WAIVED..... | 170 | 0 | 327 | 0 | 0 | 0 | 0 | 0 | 327 |
| PELIMINARY EXAMS CONDUCTED..... | 175 | 0 | 293 | 0 | 0 | 0 | 0 | 0 | 293 |
| BENCH WARRANTS..... | 180 | 27 | 48 | 12 | 33 | 45 | 0 | 0 | 165 |
| NO PROGRESS..... | 185 | 0 | 0 | 0 | 0 | 0 | 322 | 219 | 571 |
| OTHER JUDICIAL DISPOSITIONS..... | 190 | 37 | 616 | 185 | 597 | 13 | 1105 | 695 | 3825 |
| SUBTOTAL (ADD LINES 130 THROUGH 190)..... | 200 | 1384 | 2542 | 358 | 3538 | 653 | 2119 | 1498 | 13060 |
| OTHER DISPOSITIONS..... | | | | | | | | | |
| MAGISTRATES..... | 210 | 380 | 316 | 135 | 1198 | 388 | 0 | 0 | 2417 |
| TRAFFIC BUREAU..... | 220 | 4587 | 0 | 0 | 16203 | 0 | 0 | 0 | 20790 |
| NON-SERVICE..... | 230 | 1187 | 280 | 324 | 2363 | 95 | 1755 | 1037 | 7511 |
| SUBTOTAL (ADD LINES 210 THROUGH 230)..... | 240 | 6154 | 596 | 459 | 19764 | 483 | 1755 | 1037 | 30718 |
| TOTAL DISPOSITIONS (ADD LINES 200 AND 240)..... | 250 | 7538 | 3138 | 817 | 23302 | 1136 | 3874 | 2535 | 43778 |
| PENDING CASES AT THE END OF YEAR..... | | | | | | | | | |
| INACTIVE: BENCH WARRANTS (LINES 10 - 90 + 180)..... | 260 | 70 | 157 | 23 | 162 | 108 | 0 | 0 | 520 |
| INACTIVE: NON-SERVICE (LINES 20 - 95 + 230)..... | 270 | 690 | 161 | 2008 | 661 | 4 | 903 | 370 | 4916 |
| ACTIVE PENDING (SUBTRACT LINE 250 FROM LINE 120)..... | 280 | 852 | 448 | 7 | 53 | 395 | 245 | 56 | 2112 |
| TOTAL CASES PENDING AT END OF YEAR(LINES 260+270+280)..... | 290 | 1612 | 766 | 2038 | 876 | 507 | 1148 | 426 | 7548 |
| CIVIL CASES PENDING OVER 1 YEAR..... | 300 | 0 | 0 | 0 | 0 | 0 | 0 | 0 | 0 |

REPORT OF DISTRICT CASELOAD

REGION 3

DISTRICT #61

CITY OF GRAND RAPIDS

| ***** | | | | | | | | | | |
|---|---------|---------|---------|---------|---------------|---------|----------|---------|-------|-------|
| * C R I M I N A L * | | | | | * C I V I L * | | | * T * | | |
| * STATE OFFENSE * STATE * ORDINANCE * | | | | | * * * * * | | | * T * | | |
| L | ***** | ORD. | ***** | ***** | | SUM- | MARY | * A * | | |
| I | * NON | * AND | * NON | * CIVIL | * SMALL | * MARY | * L * | | | |
| N | * TRAF- | * TRAF- | * PARK- | * TRAF- | * TRAF- | * CIVIL | * CLAIMS | * PROC. | * S * | |
| E | * FIC | * FIC | * ING | * FIC | * FIC | * CIVIL | * CLAIMS | * PROC. | * S * | |
| ***** | | | | | | | | | | |
| PENDING CASES AT THE BEGINNING OF THE YEAR..... | | | | | | | | | | |
| INACTIVE BENCH WARRANTS..... | 40 | 42 | 103 | 26 | 660 | 298 | 106 | 0 | 0 | 1235 |
| INACTIVE: NON-SERVICE..... | 20 | 23 | 540 | 3171 | 1937 | 302 | 1760 | 59 | 20 | 7812 |
| TOTAL (ADD LINES 10 AND 20)..... | 30 | 65 | 643 | 3197 | 2597 | 600 | 1866 | 59 | 20 | 9047 |
| ACTIVE PENDING..... | 40 | 215 | 7 | 1165 | 812 | 266 | 2386 | 34 | 164 | 5049 |
| NEW CASES FILED THIS YEAR..... | 50 | 8361 | 1351 | 1086 | 43542 | 2029 | 7406 | 1346 | 2231 | 67352 |
| SUBTOTAL ACTIVE..... | 60 | 8576 | 1358 | 2251 | 44354 | 2295 | 9792 | 1380 | 2395 | 72401 |
| RE-OPENED CASES..... | | | | | | | | | | |
| REMANDS FROM HIGHER COURTS..... | 70 | 0 | 56 | 0 | 0 | 0 | 8 | 0 | 0 | 64 |
| PROBATION VIOLATIONS..... | 80 | 12 | 77 | 0 | 0 | 0 | 0 | 0 | 0 | 89 |
| MISTRIALS..... | 85 | 0 | 0 | 0 | 0 | 0 | 3 | 0 | 0 | 3 |
| APPEARANCE AFTER BENCH WARRANT ISSUED..... | 90 | 42 | 93 | 30 | 742 | 314 | 7 | 0 | 0 | 1228 |
| SERVICE MADE/ARRAIGNMENT..... | 95 | 57 | 450 | 573 | 18576 | 391 | 3224 | 38 | 256 | 23565 |
| OTHER..... | 100 | 0 | 10 | 2 | 1 | 7 | 304 | 0 | 0 | 324 |
| SUBTOTAL (ADD LINES 70 THROUGH 100)..... | 110 | 111 | 686 | 605 | 19319 | 712 | 3546 | 38 | 256 | 25273 |
| TOTAL ACTIVE CASELOAD THIS YEAR (ADD LINES 60 AND 110)..... | 120 | 8687 | 2044 | 2856 | 63673 | 3007 | 13338 | 1418 | 2651 | 97674 |
| JUDICIAL DISPOSITIONS..... | | | | | | | | | | |
| GUILTY PLEAS..... | 130 | 1196 | 412 | 596 | 5531 | 1532 | 0 | 0 | 0 | 9267 |
| TRIALS WITHOUT JURY..... | 140 | 18 | 23 | 1 | 126 | 112 | 157 | 132 | 117 | 686 |
| TRIALS BY JURY..... | 150 | 18 | 31 | 0 | 67 | 68 | 31 | 0 | 1 | 216 |
| DISMISSALS..... | 160 | 32 | 59 | 24 | 24 | 8 | 44 | 113 | 183 | 487 |
| PELIMINARY EXAMS WAIVED..... | 170 | 3 | 557 | 0 | 0 | 0 | 0 | 0 | 0 | 560 |
| PELIMINARY EXAMS CONDUCTED..... | 175 | 5 | 385 | 0 | 0 | 0 | 0 | 0 | 0 | 390 |
| BENCH WARRANTS..... | 180 | 107 | 121 | 18 | 764 | 301 | 0 | 0 | 0 | 1311 |
| NO PROGRESS..... | 185 | 0 | 0 | 0 | 0 | 0 | 264 | 86 | 0 | 350 |
| OTHER JUDICIAL DISPOSITIONS..... | 190 | 258 | 133 | 1069 | 1452 | 319 | 6083 | 745 | 1732 | 11791 |
| SUBTOTAL (ADD LINES 130 THROUGH 190)..... | 200 | 1637 | 1721 | 1708 | 7964 | 2340 | 6579 | 1076 | 2033 | 25058 |
| OTHER DISPOSITIONS..... | | | | | | | | | | |
| MAGISTRATES..... | 210 | 148 | 2 | 6 | 2872 | 172 | 0 | 0 | 0 | 3200 |
| TRAFFIC BUREAU..... | 220 | 5830 | 0 | 0 | 31763 | 0 | 0 | 0 | 0 | 37593 |
| NON-SERVICE..... | 230 | 38 | 263 | 593 | 18613 | 166 | 4271 | 216 | 274 | 24434 |
| SUBTOTAL (ADD LINES 210 THROUGH 230)..... | 240 | 6016 | 265 | 599 | 53248 | 338 | 4271 | 216 | 274 | 65227 |
| TOTAL DISPOSITIONS (ADD LINES 200 AND 240)..... | 250 | 7653 | 1986 | 2307 | 61212 | 2678 | 10850 | 1292 | 2307 | 90285 |
| PENDING CASES AT THE END OF YEAR..... | | | | | | | | | | |
| INACTIVE: BENCH WARRANTS (LINES 10 - 90 + 180)..... | 260 | 107 | 131 | 14 | 682 | 285 | 99 | 0 | 0 | 1318 |
| INACTIVE: NON-SERVICE (LINES 20 - 95 + 230)..... | 270 | 4 | 353 | 3191 | 1974 | 77 | 2807 | 237 | 38 | 8681 |
| ACTIVE PENDING (SUBTRACT LINE 250 FROM LINE 120)..... | 280 | 1034 | 58 | 549 | 2461 | 329 | 2488 | 126 | 344 | 7389 |
| TOTAL CASES PENDING AT END OF YEAR (LINES 260+270+280)..... | 290 | 1145 | 542 | 3754 | 5117 | 691 | 5394 | 363 | 382 | 17388 |
| CIVIL CASES PENDING OVER 1 YEAR..... | 300 | 0 | 0 | 0 | 0 | 0 | 7639 | 1936 | 975 | 10550 |

REPORT OF DISTRICT CASELOAD

REGION 3

DISTRICT #62A

CITY OF WYOMING

| ***** | | | | | | | | | |
|---|-------------------|---------------|---------------|---------------|---------------|-----------|--------------------|------------------|-------|
| * C R I M I N A L * | | | | | * C I V I L * | | | * T * | |
| ***** | | | | | | | | | |
| * STATE OFFENSE * STATE * ORDINANCE * | | | | | | | | | |
| ***** | | | | | | | | | |
| L | * STATE OFFENSE * | * NON * | * AND * | * ORD. * | * NON * | * CIVIL * | * SMALL * CLAIMS * | * MARY * PROC. * | * T * |
| N | * TRAF- * FIC | * TRAF- * FIC | * PARK- * ING | * TRAF- * FIC | * TRAF- * FIC | | | | |
| E | | | | | | | | | |
| ***** | | | | | | | | | |
| PENDING CASES AT THE BEGINNING OF THE YEAR..... | | | | | | | | | |
| INACTIVE BENCH WARRANTS..... | 10 | 3 | 11 | 0 | 64 | 73 | 1 | 0 | 152 |
| INACTIVE: NON-SERVICE..... | 20 | 15 | 80 | 0 | 323 | 376 | 34 | 0 | 832 |
| TOTAL (ADD LINES 10 AND 20)..... | 30 | 18 | 91 | 0 | 387 | 449 | 35 | 0 | 984 |
| ACTIVE PENDING..... | 40 | 15 | 21 | 0 | 783 | 230 | 71 | 0 | 1158 |
| NEW CASES FILED THIS YEAR..... | 50 | 461 | 418 | 36 | 11634 | 1512 | 695 | 199 | 15486 |
| SUBTOTAL ACTIVE..... | 60 | 476 | 439 | 36 | 12417 | 1742 | 766 | 199 | 16644 |
| RE-OPENED CASES..... | | | | | | | | | |
| REMANDS FROM HIGHER COURTS..... | 70 | 1 | 18 | 0 | 0 | 0 | 1 | 0 | 20 |
| PROBATION VIOLATIONS..... | 80 | 0 | 2 | 0 | 1 | 6 | 0 | 0 | 9 |
| MISTRIALS..... | 85 | 0 | 0 | 0 | 0 | 2 | 0 | 0 | 2 |
| APPEARANCE AFTER BENCH WARRANT ISSUED..... | 90 | 3 | 11 | 18 | 99 | 135 | 1 | 0 | 267 |
| SERVICE MADE/ARRAIGNMENT..... | 95 | 5 | 66 | 0 | 414 | 530 | 227 | 56 | 1397 |
| OTHER..... | 100 | 0 | 32 | 2 | 237 | 129 | 33 | 3 | 450 |
| SUBTOTAL (ADD LINES 70 THROUGH 100)..... | 110 | 9 | 129 | 20 | 751 | 802 | 262 | 59 | 2145 |
| TOTAL ACTIVE CASELOAD THIS YEAR (ADD LINES 60 AND 110)..... | 120 | 485 | 568 | 56 | 13168 | 2544 | 1028 | 258 | 18789 |
| JUDICIAL DISPOSITIONS..... | | | | | | | | | |
| GUILTY PLEAS..... | 130 | 81 | 114 | 30 | 1902 | 1474 | 0 | 0 | 3601 |
| TRIALS WITHOUT JURY..... | 140 | 2 | 1 | 1 | 91 | 31 | 135 | 0 | 289 |
| TRIALS BY JURY..... | 150 | 8 | 4 | 0 | 44 | 33 | 0 | 0 | 90 |
| DISMISSALS..... | 160 | 12 | 78 | 0 | 266 | 276 | 196 | 48 | 1118 |
| PELIMINARY EXAMS WAIVED..... | 170 | 15 | 161 | 0 | 0 | 0 | 0 | 0 | 176 |
| PELIMINARY EXAMS CONDUCTED..... | 175 | 6 | 108 | 0 | 0 | 0 | 0 | 0 | 114 |
| BENCH WARRANTS..... | 180 | 9 | 7 | 18 | 122 | 131 | 0 | 0 | 287 |
| NO PROGRESS..... | 185 | 0 | 0 | 0 | 0 | 0 | 0 | 0 | 0 |
| OTHER JUDICIAL DISPOSITIONS..... | 190 | 55 | 6 | 0 | 7 | 20 | 268 | 96 | 733 |
| SUBTOTAL (ADD LINES 130 THROUGH 190)..... | 200 | 188 | 479 | 49 | 2432 | 1965 | 599 | 144 | 6408 |
| OTHER DISPOSITIONS..... | | | | | | | | | |
| MAGISTRATES..... | 210 | 0 | 0 | 0 | 0 | 0 | 0 | 0 | 0 |
| TRAFFIC BUREAU..... | 220 | 217 | 0 | 0 | 9393 | 36 | 0 | 0 | 9646 |
| NON-SERVICE..... | 230 | 3 | 50 | 2 | 626 | 325 | 297 | 99 | 1513 |
| SUBTOTAL (ADD LINES 210 THROUGH 230)..... | 240 | 220 | 50 | 2 | 10019 | 361 | 297 | 99 | 11159 |
| TOTAL DISPOSITIONS (ADD LINES 200 AND 240)..... | 250 | 408 | 529 | 51 | 12451 | 2326 | 896 | 243 | 17567 |
| PENDING CASES AT THE END OF YEAR..... | | | | | | | | | |
| INACTIVE: BENCH WARRANTS (LINES 10 - 90 + 180)..... | 260 | 9 | 7 | 0 | 87 | 69 | 0 | 0 | 172 |
| INACTIVE: NON-SERVICE (LINES 20 - 95 + 230)..... | 270 | 13 | 64 | 2 | 535 | 171 | 104 | 43 | 948 |
| ACTIVE PENDING (SUBTRACT LINE 250 FROM LINE 120)..... | 280 | 77 | 39 | 5 | 717 | 218 | 132 | 15 | 1222 |
| TOTAL CASES PENDING AT END OF YEAR (LINES 260+270+280)..... | 290 | 99 | 110 | 7 | 1339 | 458 | 236 | 58 | 2342 |
| CIVIL CASES PENDING OVER 1 YEAR..... | 300 | 0 | 0 | 0 | 0 | 0 | 0 | 0 | 0 |

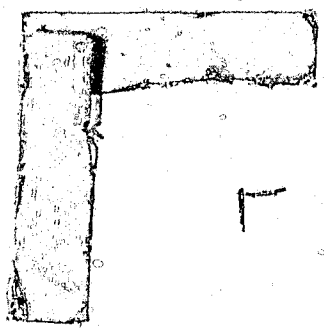
REPORT OF DISTRICT CASELOAD

REGION 3

DISTRICT #62B

CITY OF KENTWOOD

| ***** | | | | | | | | | | |
|---|-----------|-----------|---------------|-----------|-----------|-----------|------------|-----------|-------|-------|
| * CRIMINAL * | | | | | | * CIVIL * | | | * T * | |
| ***** | | | | | | | | | | |
| * STATE OFFENSE * | | * STATE * | * ORDINANCE * | | | | | * SUM- * | | * T * |
| ***** | | | | | | | | | | |
| L | * NON * | * AND * | * NON * | | * SMALL * | | | * MARY * | * A * | * L * |
| N | * TRAF- * | * TRAF- * | * PARK- * | * TRAF- * | * TRAF- * | * CIVIL * | * CLAIMS * | * PROC. * | * S * | * * |
| E | * FIC * | * FIC * | * ING * | * FIC * | * FIC * | | | | | |
| ***** | | | | | | | | | | |
| PENDING CASES AT THE BEGINNING OF THE YEAR..... | | | | | | | | | | |
| INACTIVE BENCH WARRANTS..... | 10 | 0 | 0 | 0 | 0 | 0 | 0 | 0 | 0 | 0 |
| INACTIVE: NON-SERVICE..... | 20 | 0 | 0 | 0 | 0 | 0 | 0 | 0 | 0 | 0 |
| TOTAL (ADD LINES 10 AND 20)..... | 30 | 0 | 0 | 0 | 0 | 0 | 0 | 0 | 0 | 0 |
| ACTIVE PENDING..... | 40 | 0 | 0 | 0 | 0 | 0 | 0 | 0 | 0 | 0 |
| NEW CASES FILED THIS YEAR..... | 50 | 0 | 0 | 0 | 0 | 0 | 0 | 0 | 0 | 0 |
| SUBTOTAL ACTIVE..... | 60 | 0 | 0 | 0 | 0 | 0 | 0 | 0 | 0 | 0 |
| RE-OPENED CASES..... | | | | | | | | | | |
| REMANDS FROM HIGHER COURTS..... | 70 | 0 | 0 | 0 | 0 | 0 | 0 | 0 | 0 | 0 |
| PROBATION VIOLATIONS..... | 80 | 0 | 0 | 0 | 0 | 0 | 0 | 0 | 0 | 0 |
| MISTRIALS..... | 85 | 0 | 0 | 0 | 0 | 0 | 0 | 0 | 0 | 0 |
| APPEARANCE AFTER BENCH WARRANT ISSUED..... | 90 | 0 | 0 | 0 | 0 | 0 | 0 | 0 | 0 | 0 |
| SERVICE MADE/ARRAIGNMENT..... | 95 | 0 | 0 | 0 | 0 | 0 | 0 | 0 | 0 | 0 |
| OTHER..... | 100 | 0 | 0 | 0 | 0 | 0 | 0 | 0 | 0 | 0 |
| SUBTOTAL (ADD LINES 70 THROUGH 100)..... | 110 | 0 | 0 | 0 | 0 | 0 | 0 | 0 | 0 | 0 |
| TOTAL ACTIVE CASELOAD THIS YEAR (ADD LINES 60 AND 110)..... | 120 | 0 | 0 | 0 | 0 | 0 | 0 | 0 | 0 | 0 |
| JUDICIAL DISPOSITIONS..... | | | | | | | | | | |
| GUILTY PLEAS..... | 130 | 0 | 0 | 0 | 0 | 0 | 0 | 0 | 0 | 0 |
| TRIALS WITHOUT JURY..... | 140 | 0 | 0 | 0 | 0 | 0 | 0 | 0 | 0 | 0 |
| TRIALS BY JURY..... | 150 | 0 | 0 | 0 | 0 | 0 | 0 | 0 | 0 | 0 |
| DISMISSALS..... | 160 | 0 | 0 | 0 | 0 | 0 | 0 | 0 | 0 | 0 |
| PELIMINARY EXAMS WAIVED..... | 170 | 0 | 0 | 0 | 0 | 0 | 0 | 0 | 0 | 0 |
| PELIMINARY EXAMS CONDUCTED..... | 175 | 0 | 0 | 0 | 0 | 0 | 0 | 0 | 0 | 0 |
| BENCH WARRANTS..... | 180 | 0 | 0 | 0 | 0 | 0 | 0 | 0 | 0 | 0 |
| NO PROGRESS..... | 185 | 0 | 0 | 0 | 0 | 0 | 0 | 0 | 0 | 0 |
| OTHER JUDICIAL DISPOSITIONS..... | 190 | 0 | 0 | 0 | 0 | 0 | 0 | 0 | 0 | 0 |
| SUBTOTAL (ADD LINES 130 THROUGH 190)..... | 200 | 0 | 0 | 0 | 0 | 0 | 0 | 0 | 0 | 0 |
| OTHER DISPOSITIONS..... | | | | | | | | | | |
| MAGISTRATES..... | 210 | 0 | 0 | 0 | 0 | 0 | 0 | 0 | 0 | 0 |
| TRAFFIC BUREAU..... | 220 | 0 | 0 | 0 | 0 | 0 | 0 | 0 | 0 | 0 |
| NON-SERVICE..... | 230 | 0 | 0 | 0 | 0 | 0 | 0 | 0 | 0 | 0 |
| SUBTOTAL (ADD LINES 210 THROUGH 230)..... | 240 | 0 | 0 | 0 | 0 | 0 | 0 | 0 | 0 | 0 |
| TOTAL DISPOSITIONS (ADD LINES 200 AND 240)..... | 250 | 0 | 0 | 0 | 0 | 0 | 0 | 0 | 0 | 0 |
| PENDING CASES AT THE END OF YEAR..... | | | | | | | | | | |
| INACTIVE: BENCH WARRANTS (LINES 10 - 90 + 180)..... | 260 | 0 | 0 | 0 | 0 | 0 | 0 | 0 | 0 | 0 |
| INACTIVE: NON-SERVICE (LINES 20 - 95 + 230)..... | 270 | 0 | 0 | 0 | 0 | 0 | 0 | 0 | 0 | 0 |
| ACTIVE PENDING (SUBTRACT LINE 250 FROM LINE 120)..... | 280 | 0 | 0 | 0 | 0 | 0 | 0 | 0 | 0 | 0 |
| TOTAL CASES PENDING AT END OF YEAR(LINES 260+270+280)..... | 290 | 0 | 0 | 0 | 0 | 0 | 0 | 0 | 0 | 0 |
| CIVIL CASES PENDING OVER 1 YEAR..... | 300 | 0 | 0 | 0 | 0 | 0 | 0 | 0 | 0 | 0 |



CONTINUED

7 OF 9

REPORT OF DISTRICT CASELOAD

REGION 3

DISTRICT #63-1

CITY OF ROCKFORD

| ***** | | | | | | | | | | |
|---|---|-------|------|-----|------------------|--------|-------|-------|-----|-------|
| * C R I M I N A L * | | | | | * C I V I L * | | | * T * | | |
| ***** | | | | | | | | | | |
| * STATE OFFENSE * STATE * ORDINANCE * * * * * * T * | | | | | | | | | | |
| ***** | | | | | | | | | | |
| L | * NON * AND * NON * | | | | * SMALL * MARY * | | * A * | | | |
| I | * TRAF- * TRAF- * PARK- * TRAF- * TRAF- * | | | | CIVIL | CLAIMS | PROC. | * S * | | |
| N | FIC | FIC | ING | FIC | FIC | | | | | |
| E | | | | | | | | | | |
| ***** | | | | | | | | | | |
| PENDING CASES AT THE BEGINNING OF THE YEAR..... | | | | | | | | | | |
| INACTIVE BENCH WARRANTS..... | 10 | 121 | 23 | 0 | 21 | 4 | 1 | 1 | 0 | 171 |
| INACTIVE: NON-SERVICE..... | 20 | 735 | 129 | 0 | 54 | 0 | 34 | 57 | 0 | 1009 |
| TOTAL (ADD LINES 10 AND 20)..... | 30 | 856 | 152 | 0 | 75 | 4 | 35 | 58 | 0 | 1180 |
| ACTIVE PENDING..... | 40 | 720 | 4 | 0 | 69 | 52 | 249 | 110 | 38 | 1242 |
| NEW CASES FILED THIS YEAR..... | 50 | 10561 | 1090 | 0 | 831 | 129 | 642 | 674 | 305 | 14232 |
| SUBTOTAL ACTIVE..... | 60 | 11281 | 1094 | 0 | 900 | 181 | 891 | 784 | 343 | 15474 |
| RE-OPENED CASES..... | | | | | | | | | | |
| REMANDS FROM HIGHER COURTS..... | 70 | 0 | 18 | 0 | 0 | 0 | 1 | 0 | 0 | 19 |
| PROBATION VIOLATIONS..... | 80 | 10 | 34 | 0 | 0 | 2 | 0 | 0 | 0 | 46 |
| MISTRIALS..... | 85 | 1 | 0 | 0 | 0 | 0 | 0 | 0 | 0 | 1 |
| APPEARANCE AFTER BENCH WARRANT ISSUED..... | 90 | 234 | 87 | 0 | 59 | 20 | 1 | 2 | 0 | 403 |
| SERVICE MADE/ARRAIGNMENT..... | 95 | 1786 | 217 | 0 | 163 | 28 | 229 | 161 | 19 | 2603 |
| OTHER..... | 100 | 51 | 37 | 0 | 0 | 0 | 8 | 3 | 0 | 99 |
| SUBTOTAL (ADD LINES 70 THROUGH 100)..... | 110 | 2082 | 393 | 0 | 222 | 50 | 239 | 166 | 19 | 3171 |
| TOTAL ACTIVE CASELOAD THIS YEAR (ADD LINES 60 AND 110)..... | 120 | 13363 | 1487 | 0 | 1122 | 231 | 1130 | 950 | 362 | 18645 |
| JUDICIAL DISPOSITIONS..... | | | | | | | | | | |
| GUILTY PLEAS..... | 130 | 1465 | 544 | 0 | 134 | 82 | 0 | 0 | 0 | 2225 |
| TRIALS WITHOUT JURY..... | 140 | 152 | 42 | 0 | 3 | 8 | 85 | 413 | 142 | 845 |
| TRIALS BY JURY..... | 150 | 59 | 26 | 0 | 1 | 1 | 10 | 0 | 9 | 106 |
| DISMISSALS..... | 160 | 488 | 72 | 0 | 0 | 0 | 111 | 72 | 44 | 787 |
| PELIMINARY EXAMS WAIVED..... | 170 | 1 | 101 | 0 | 0 | 0 | 0 | 0 | 0 | 102 |
| PELIMINARY EXAMS CONDUCTED..... | 175 | 1 | 101 | 0 | 0 | 0 | 0 | 0 | 0 | 102 |
| BENCH WARRANTS..... | 180 | 167 | 90 | 0 | 46 | 17 | 0 | 1 | 0 | 321 |
| NO PROGRESS..... | 185 | 0 | 0 | 0 | 0 | 0 | 124 | 28 | 23 | 175 |
| OTHER JUDICIAL DISPOSITIONS..... | 190 | 79 | 34 | 0 | 21 | 26 | 350 | 290 | 97 | 897 |
| SUBTOTAL (ADD LINES 130 THROUGH 190)..... | 200 | 2412 | 1010 | 0 | 205 | 134 | 680 | 804 | 315 | 5560 |
| OTHER DISPOSITIONS..... | | | | | | | | | | |
| MAGISTRATES..... | 210 | 2798 | 334 | 0 | 225 | 63 | 0 | 0 | 0 | 3420 |
| TRAFFIC BUREAU..... | 220 | 6877 | 0 | 0 | 566 | 0 | 0 | 0 | 0 | 7443 |
| NON-SERVICE..... | 230 | 1162 | 136 | 0 | 124 | 31 | 221 | 117 | 31 | 1822 |
| SUBTOTAL (ADD LINES 210 THROUGH 230)..... | 240 | 10837 | 470 | 0 | 915 | 94 | 221 | 117 | 31 | 12685 |
| TOTAL DISPOSITIONS (ADD LINES 200 AND 240)..... | 250 | 13249 | 1480 | 0 | 1120 | 228 | 901 | 921 | 346 | 18245 |
| PENDING CASES AT THE END OF YEAR..... | | | | | | | | | | |
| INACTIVE: BENCH WARRANTS (LINES 10 - 90 + 180)..... | 260 | 54 | 26 | 0 | 8 | 1 | 0 | 0 | 0 | 89 |
| INACTIVE: NON-SERVICE (LINES 20 - 95 + 230)..... | 270 | 111 | 48 | 0 | 15 | 3 | 26 | 13 | 12 | 228 |
| ACTIVE PENDING (SUBTRACT LINE 250 FROM LINE 120)..... | 280 | 114 | 7 | 0 | 2 | 3 | 229 | 29 | 16 | 400 |
| TOTAL CASES PENDING AT END OF YEAR(LINES 260+270+280)..... | 290 | 279 | 81 | 0 | 25 | 7 | 255 | 42 | 28 | 717 |
| CIVIL CASES PENDING OVER 1 YEAR..... | 300 | 0 | 0 | 0 | 0 | 0 | 0 | 0 | 0 | 0 |

REPORT OF DISTRICT CASELOAD

REGION 3

DISTRICT #63-2

CITY OF EAST GRAND RAPIDS

| ***** | | | | | | | | | | |
|---|-----|-------|------|----|------|-----|------|-----|-----|-------|
| * CRIMINAL * CIVIL * T * | | | | | | | | | | |
| * STATE OFFENSE * STATE * ORDINANCE * * * O * | | | | | | | | | | |
| L ***** ORD. ***** * SUM- * A * | | | | | | | | | | |
| I * * NON * AND * * NON * * SMALL * MARY * L * | | | | | | | | | | |
| N * TRAF- * TRAF- * PARK- * TRAF- * TRAF- * CIVIL * CLAIMS* PROC. * S * | | | | | | | | | | |
| E * FIC * FIC * ING * FIC * FIC * * * * * * | | | | | | | | | | |
| ***** | | | | | | | | | | |
| PENDING CASES AT THE BEGINNING OF THE YEAR..... | | | | | | | | | | |
| INACTIVE BENCH WARRANTS..... | 10 | 39 | 41 | 2 | 0 | 1 | 20 | 0 | 0 | 103 |
| INACTIVE: NON-SERVICE..... | 20 | 240 | 14 | 11 | 50 | 0 | 92 | 36 | 13 | 456 |
| TOTAL (ADD LINES 10 AND 20)..... | 30 | 279 | 55 | 13 | 50 | 1 | 112 | 36 | 13 | 559 |
| ACTIVE PENDING..... | 40 | 334 | 23 | 40 | 11 | 111 | 533 | 218 | 31 | 1301 |
| NEW CASES FILED THIS YEAR..... | 50 | 10951 | 1434 | 0 | 2082 | 142 | 1042 | 324 | 195 | 16170 |
| SUBTOTAL ACTIVE..... | 60 | 11285 | 1457 | 40 | 2093 | 253 | 1575 | 542 | 226 | 17471 |
| RE-OPENED CASES..... | | | | | | | | | | |
| REMANDS FROM HIGHER COURTS..... | 70 | 0 | 6 | 0 | 0 | 0 | 1 | 0 | 0 | 7 |
| PROBATION VIOLATIONS..... | 80 | 4 | 19 | 0 | 0 | 0 | 0 | 0 | 0 | 23 |
| MISTRIALS..... | 85 | 0 | 0 | 0 | 0 | 0 | 0 | 0 | 0 | 0 |
| APPEARANCE AFTER BENCH WARRANT ISSUED..... | 90 | 255 | 146 | 2 | 28 | 15 | 41 | 0 | 0 | 487 |
| SERVICE MADE/ARRAIGNMENT..... | 95 | 1044 | 145 | 11 | 264 | 41 | 203 | 103 | 33 | 1844 |
| OTHER..... | 100 | 0 | 0 | 0 | 0 | 0 | 6 | 0 | 0 | 6 |
| SUBTOTAL (ADD LINES 70 THROUGH 100)..... | 110 | 1303 | 316 | 13 | 292 | 56 | 251 | 103 | 33 | 2367 |
| TOTAL ACTIVE CASELOAD THIS YEAR (ADD LINES 60 AND 110)..... | 120 | 12588 | 1773 | 53 | 2385 | 309 | 1826 | 645 | 259 | 19838 |
| JUDICIAL DISPOSITIONS..... | | | | | | | | | | |
| GUILTY PLEAS..... | 130 | 636 | 352 | 0 | 56 | 31 | 0 | 0 | 0 | 1075 |
| TRIALS WITHOUT JURY..... | 140 | 24 | 10 | 1 | 3 | 3 | 73 | 161 | 41 | 316 |
| TRIALS BY JURY..... | 150 | 28 | 12 | 0 | 0 | 0 | 15 | 0 | 0 | 55 |
| DISMISSALS..... | 160 | 49 | 63 | 0 | 9 | 16 | 224 | 73 | 17 | 451 |
| PELIMINARY EXAMS WAIVED..... | 170 | 8 | 104 | 0 | 0 | 0 | 0 | 0 | 0 | 112 |
| PELIMINARY EXAMS CONDUCTED..... | 175 | 16 | 61 | 0 | 0 | 0 | 0 | 0 | 0 | 77 |
| BENCH WARRANTS..... | 180 | 282 | 157 | 0 | 42 | 17 | 21 | 0 | 0 | 519 |
| NO PROGRESS..... | 185 | 0 | 0 | 0 | 0 | 0 | 346 | 119 | 11 | 476 |
| OTHER JUDICIAL DISPOSITIONS..... | 190 | 454 | 38 | 0 | 70 | 46 | 806 | 180 | 148 | 1742 |
| SUBTOTAL (ADD LINES 130 THROUGH 190)..... | 200 | 1497 | 797 | 1 | 180 | 113 | 1485 | 533 | 217 | 4823 |
| OTHER DISPOSITIONS..... | | | | | | | | | | |
| MAGISTRATES..... | 210 | 1453 | 645 | 1 | 283 | 117 | 0 | 0 | 0 | 2499 |
| TRAFFIC BUREAU..... | 220 | 8372 | 0 | 51 | 1644 | 27 | 0 | 0 | 0 | 10094 |
| NON-SERVICE..... | 230 | 1037 | 198 | 0 | 256 | 47 | 124 | 74 | 24 | 1760 |
| SUBTOTAL (ADD LINES 210 THROUGH 230)..... | 240 | 10862 | 843 | 52 | 2183 | 191 | 124 | 74 | 24 | 14353 |
| TOTAL DISPOSITIONS (ADD LINES 200 AND 240)..... | 250 | 12359 | 1640 | 53 | 2363 | 304 | 1609 | 607 | 241 | 19176 |
| PENDING CASES AT THE END OF YEAR..... | | | | | | | | | | |
| INACTIVE: BENCH WARRANTS (LINES 10 - 90 + 180)..... | 260 | 66 | 52 | 0 | 14 | 3 | 0 | 0 | 0 | 135 |
| INACTIVE: NON-SERVICE (LINES 20 - 95 + 230)..... | 270 | 233 | 67 | 0 | 42 | 6 | 13 | 7 | 4 | 372 |
| ACTIVE PENDING (SUBTRACT LINE 250 FROM LINE 120)..... | 280 | 229 | 133 | 0 | 22 | 5 | 217 | 38 | 18 | 662 |
| TOTAL CASES PENDING AT END OF YEAR(LINES 260+270+280)..... | 290 | 528 | 252 | 0 | 78 | 14 | 230 | 45 | 22 | 1169 |
| CIVIL CASES PENDING OVER 1 YEAR..... | 300 | 0 | 0 | 0 | 0 | 0 | 0 | 0 | 0 | 0 |

REPORT OF DISTRICT CASELOAD

REGION 3

DISTRICT

REGION SUMMARY

| ***** | | | | | | | | | | |
|---|--|--------|-------|--------|--------|-------|-------|-------|-------|--------|
| * C R I M I N A L * C I V I L * T * | | | | | | | | | | |
| ***** | | | | | | | | | | |
| * STATE OFFENSE * STATE * ORDINANCE * * * * * T * | | | | | | | | | | |
| ***** | | | | | | | | | | |
| L | * I * NON * AND * NON * SMALL * MARY * A * | | | | | | | | | |
| N | * TRAF- * TRAF- * PARK- * TRAF- * TRAF- * CIVIL * CLAIMS * PROC. * S * | | | | | | | | | |
| E | * FIC * FIC * ING * FIC * FIC * * * * * * * * * * | | | | | | | | | |
| ***** | | | | | | | | | | |
| PENDING CASES AT THE BEGINNING OF THE YEAR..... | | | | | | | | | | |
| INACTIVE BENCH WARRANTS..... | 10 | 3505 | 2118 | 406 | 2457 | 967 | 203 | 10 | 2 | 9668 |
| INACTIVE: NON-SERVICE..... | 20 | 35129 | 7242 | 64857 | 14800 | 2292 | 7313 | 1800 | 913 | 134346 |
| TOTAL (ADD LINES 10 AND 20)..... | 30 | 38634 | 9360 | 65263 | 17257 | 3259 | 7516 | 1810 | 915 | 144014 |
| ACTIVE PENDING..... | 40 | 20607 | 4372 | 2861 | 11932 | 2501 | 7615 | 2017 | 1220 | 53125 |
| NEW CASES FILED THIS YEAR..... | 50 | 240988 | 43982 | 70200 | 220965 | 14457 | 37736 | 18949 | 15209 | 662486 |
| SUBTOTAL ACTIVE..... | 60 | 261595 | 48354 | 73061 | 232897 | 16958 | 45351 | 20966 | 16429 | 715611 |
| RE-OPENED CASES..... | | | | | | | | | | |
| REMANDS FROM HIGHER COURTS..... | 70 | 16 | 458 | 0 | 3 | 3 | 38 | 0 | 2 | 520 |
| PROBATION VIOLATIONS..... | 80 | 274 | 469 | 0 | 135 | 76 | 0 | 0 | 0 | 954 |
| MISTRIALS..... | 85 | 3 | 4 | 0 | 0 | 3 | 3 | 0 | 0 | 13 |
| APPEARANCE AFTER BENCH WARRANT ISSUED..... | 90 | 3520 | 1966 | 454 | 2650 | 1075 | 143 | 24 | 2 | 9834 |
| SERVICE MADE/ARRAIGNMENT..... | 95 | 40676 | 17493 | 41579 | 41644 | 4345 | 24505 | 11455 | 7060 | 188757 |
| OTHER..... | 100 | 3341 | 2656 | 1364 | 1822 | 280 | 1549 | 799 | 662 | 12473 |
| SUBTOTAL (ADD LINES 70 THROUGH 100)..... | 110 | 47830 | 23046 | 43397 | 46254 | 5782 | 26238 | 12278 | 7726 | 212551 |
| TOTAL ACTIVE CASELOAD THIS YEAR (ADD LINES 60 AND 110)..... | 120 | 309425 | 71400 | 116458 | 279151 | 22740 | 71589 | 33244 | 24155 | 928162 |
| JUDICIAL DISPOSITIONS..... | | | | | | | | | | |
| GUILTY PLEAS..... | 130 | 28378 | 15327 | 12866 | 25753 | 7746 | 0 | 0 | 0 | 90070 |
| TRIALS WITHOUT JURY..... | 140 | 3646 | 1629 | 175 | 3870 | 602 | 1792 | 3651 | 3076 | 18441 |
| TRIALS BY JURY..... | 150 | 537 | 341 | 6 | 380 | 155 | 163 | 0 | 24 | 1606 |
| DISMISSALS..... | 160 | 7738 | 6113 | 906 | 5037 | 2041 | 7397 | 4915 | 3801 | 37948 |
| PELIMINARY EXAMS WAIVED..... | 170 | 86 | 4122 | 0 | 0 | 0 | 0 | 0 | 0 | 4208 |
| PELIMINARY EXAMS CONDUCTED..... | 175 | 65 | 3520 | 0 | 0 | 0 | 0 | 0 | 0 | 3585 |
| BENCH WARRANTS..... | 180 | 3949 | 2277 | 314 | 3115 | 1218 | 96 | 14 | 0 | 10983 |
| NO PROGRESS..... | 185 | 0 | 0 | 0 | 0 | 0 | 4122 | 1446 | 585 | 6153 |
| OTHER JUDICIAL DISPOSITIONS..... | 190 | 10362 | 4855 | 9536 | 7659 | 1268 | 24159 | 9084 | 8468 | 75391 |
| SUBTOTAL (ADD LINES 130 THROUGH 190)..... | 200 | 54761 | 38184 | 23803 | 45814 | 13030 | 37729 | 19110 | 15954 | 248385 |
| OTHER DISPOSITIONS..... | | | | | | | | | | |
| MAGISTRATES..... | 210 | 52218 | 8612 | 15447 | 26638 | 2552 | 0 | 0 | 0 | 105467 |
| TRAFFIC BUREAU..... | 220 | 140241 | 2127 | 24014 | 154147 | 1106 | 0 | 0 | 0 | 321635 |
| NON-SERVICE..... | 230 | 40814 | 16032 | 52045 | 40463 | 3721 | 25517 | 12115 | 7040 | 197747 |
| SUBTOTAL (ADD LINES 210 THROUGH 230)..... | 240 | 233273 | 26771 | 91506 | 221248 | 7379 | 25517 | 12115 | 7040 | 624849 |
| TOTAL DISPOSITIONS (ADD LINES 200 AND 240)..... | 250 | 288034 | 64955 | 115309 | 267062 | 20409 | 63246 | 31225 | 22994 | 873234 |
| PENDING CASES AT THE END OF YEAR..... | | | | | | | | | | |
| INACTIVE: BENCH WARRANTS (LINES 10 - 90 + 180)..... | 260 | 3934 | 2429 | 266 | 2922 | 1110 | 156 | 0 | 0 | 10817 |
| INACTIVE: NON-SERVICE (LINES 20 - 95 + 230)..... | 270 | 35267 | 5781 | 75323 | 13619 | 1668 | 8325 | 2460 | 393 | 143336 |
| ACTIVE PENDING (SUBTRACT LINE 250 FROM LINE 120)..... | 280 | 21391 | 6445 | 1149 | 12089 | 2331 | 8343 | 2019 | 1161 | 54928 |
| TOTAL CASES PENDING AT END OF YEAR (LINES 260+270+280)..... | 290 | 60592 | 14655 | 76738 | 28630 | 5109 | 16824 | 4479 | 2054 | 209081 |
| CIVIL CASES PENDING OVER 1 YEAR..... | 300 | 0 | 0 | 0 | 0 | 0 | 8114 | 1943 | 990 | 11047 |

REPORT OF DISTRICT CASELOAD

REGION 4

DISTRICT #64A

IONIA COUNTY

| ***** | | | | | | | | | | |
|---|-----------------|---------|---------|-------------|---------------|---------|----------|--------|-----|-------|
| * C R I M I N A L * | | | | | * C I V I L * | | | * T * | | |
| ***** | | | | | | | | | | |
| * STATE OFFENSE * STATE * ORDINANCE * | | | | | | | | | | |
| ***** | | | | | | | | | | |
| L | * STATE OFFENSE | * STATE | * ORD. | * ORDINANCE | | * SUM- | * MARY | * A | * T | |
| I | * NON | * AND | * NON | | * CIVIL | * SMALL | * PROC. | * L | * S | |
| N | * TRAF- | * TRAF- | * PARK- | * TRAF- | * TRAF- | * CIVIL | * CLAIMS | * MARY | * S | |
| E | * FIC | * FIC | * ING | * FIC | * FIC | | | | | |
| ***** | | | | | | | | | | |
| PENDING CASES AT THE BEGINNING OF THE YEAR..... | | | | | | | | | | |
| INACTIVE BENCH WARRANTS..... | 10 | 191 | 62 | 0 | 28 | 53 | 18 | 16 | 0 | 368 |
| INACTIVE: NON-SERVICE..... | 20 | 707 | 32 | 0 | 52 | 40 | 14 | 21 | 6 | 872 |
| TOTAL (ADD LINES 10 AND 20)..... | 30 | 898 | 94 | 0 | 80 | 93 | 32 | 37 | 6 | 1240 |
| ACTIVE PENDING..... | 40 | 714 | 178 | 0 | 525 | 260 | 75 | 18 | 1 | 1771 |
| NEW CASES FILED THIS YEAR..... | 50 | 6815 | 780 | 0 | 2038 | 280 | 397 | 530 | 84 | 10924 |
| SUBTOTAL ACTIVE..... | 60 | 7529 | 958 | 0 | 2563 | 540 | 472 | 548 | 85 | 12695 |
| RE-OPENED CASES..... | | | | | | | | | | |
| REMANDS FROM HIGHER COURTS..... | 70 | 0 | 5 | 0 | 0 | 0 | 0 | 0 | 0 | 5 |
| PROBATION VIOLATIONS..... | 80 | 10 | 19 | 0 | 0 | 6 | 0 | 0 | 0 | 35 |
| MISTRIALS..... | 85 | 0 | 1 | 0 | 0 | 0 | 0 | 0 | 0 | 1 |
| APPEARANCE AFTER BENCH WARRANT ISSUED..... | 90 | 69 | 24 | 0 | 9 | 19 | 0 | 0 | 0 | 121 |
| SERVICE MADE/ARRAIGNMENT..... | 95 | 436 | 296 | 0 | 76 | 143 | 203 | 245 | 45 | 1444 |
| OTHER..... | 100 | 0 | 0 | 0 | 0 | 0 | 0 | 0 | 0 | 0 |
| SUBTOTAL (ADD LINES 70 THROUGH 100)..... | 110 | 515 | 345 | 0 | 85 | 168 | 203 | 245 | 45 | 1606 |
| TOTAL ACTIVE CASELOAD THIS YEAR (ADD LINES 60 AND 110)..... | 120 | 8044 | 1303 | 0 | 2648 | 708 | 675 | 793 | 130 | 14301 |
| JUDICIAL DISPOSITIONS..... | | | | | | | | | | |
| GUILTY PLEAS..... | 130 | 679 | 546 | 0 | 113 | 173 | 0 | 0 | 0 | 1511 |
| TRIALS WITHOUT JURY..... | 140 | 50 | 16 | 0 | 18 | 9 | 13 | 100 | 59 | 265 |
| TRIALS BY JURY..... | 150 | 14 | 10 | 0 | 10 | 5 | 2 | 0 | 0 | 41 |
| DISMISSALS..... | 160 | 142 | 116 | 0 | 22 | 83 | 39 | 64 | 8 | 474 |
| PELIMINARY EXAMS WAIVED..... | 170 | 0 | 48 | 0 | 0 | 0 | 0 | 0 | 0 | 48 |
| PELIMINARY EXAMS CONDUCTED..... | 175 | 0 | 47 | 0 | 0 | 0 | 0 | 0 | 0 | 47 |
| BENCH WARRANTS..... | 180 | 73 | 29 | 0 | 6 | 17 | 10 | 3 | 0 | 138 |
| NO PROGRESS..... | 185 | 0 | 0 | 0 | 0 | 0 | 17 | 13 | 2 | 32 |
| OTHER JUDICIAL DISPOSITIONS..... | 190 | 1 | 7 | 0 | 0 | 0 | 221 | 303 | 9 | 541 |
| SUBTOTAL (ADD LINES 130 THROUGH 190)..... | 200 | 959 | 819 | 0 | 169 | 287 | 302 | 483 | 78 | 3097 |
| OTHER DISPOSITIONS..... | | | | | | | | | | |
| MAGISTRATES..... | 210 | 0 | 0 | 0 | 0 | 0 | 0 | 0 | 0 | 0 |
| TRAFFIC BUREAU..... | 220 | 5940 | 0 | 0 | 1501 | 0 | 0 | 0 | 0 | 7441 |
| NON-SERVICE..... | 230 | 691 | 314 | 0 | 165 | 151 | 267 | 300 | 47 | 1935 |
| SUBTOTAL (ADD LINES 210 THROUGH 230)..... | 240 | 6631 | 314 | 0 | 1666 | 151 | 267 | 300 | 47 | 9376 |
| TOTAL DISPOSITIONS (ADD LINES 200 AND 240)..... | 250 | 7590 | 1133 | 0 | 1835 | 438 | 569 | 783 | 125 | 12473 |
| PENDING CASES AT THE END OF YEAR..... | | | | | | | | | | |
| INACTIVE: BENCH WARRANTS (LINES 10 - 90 + 180)..... | 260 | 195 | 67 | 0 | 25 | 51 | 28 | 19 | 0 | 385 |
| INACTIVE: NON-SERVICE (LINES 20 - 95 + 230)..... | 270 | 962 | 50 | 0 | 141 | 48 | 78 | 76 | 8 | 1363 |
| ACTIVE PENDING (SUBTRACT LINE 250 FROM LINE 120)..... | 280 | 454 | 170 | 0 | 813 | 270 | 106 | 10 | 5 | 1828 |
| TOTAL CASES PENDING AT END OF YEAR(LINES 260+270+280)..... | 290 | 1611 | 287 | 0 | 979 | 369 | 212 | 105 | 13 | 3576 |
| CIVIL CASES PENDING OVER 1 YEAR..... | 300 | 0 | 0 | 0 | 0 | 0 | 23 | 23 | 3 | 49 |

REPORT OF DISTRICT CASELOAD

REGION 4

DISTRICT #64B

MONTCALM COUNTY

| ***** | | | | | | | | | |
|---|--------------------------|---------|-----------|---------|----------------|-----------|-----------|-----------|-----------|
| * C R I M I N A L * | | | | | * C I V I L * | | | * T * | |
| ***** | | | | | | | | | |
| * STATE OFFENSE * STATE * ORDINANCE * | | | | | * * * * * | | | * T * | |
| ***** | | | | | | | | | |
| L | * * * * * ORD. * * * * * | | | | * * * * * SUM- | | | * A * | |
| I | * NON | * AND | * * * * * | * NON | * CIVIL | * SMALL | * MARY | * * * * * | * L * |
| N | * TRAF- | * TRAF- | * PARK- | * TRAF- | * TRAF- | * CIVIL | * CLAIMS | * PROC. | * S * |
| E | * FIC | * FIC | * ING | * FIC | * FIC | * * * * * | * * * * * | * * * * * | * * * * * |
| ***** | | | | | | | | | |
| PENDING CASES AT THE BEGINNING OF THE YEAR..... | | | | | | | | | |
| INACTIVE BENCH WARRANTS..... | 10 | 30 | 20 | 0 | 4 | 10 | 0 | 0 | 64 |
| INACTIVE: NON-SERVICE..... | 20 | 0 | 0 | 0 | 0 | 0 | 0 | 0 | 0 |
| TOTAL (ADD LINES 10 AND 20)..... | 30 | 30 | 20 | 0 | 4 | 10 | 0 | 0 | 64 |
| ACTIVE PENDING..... | 40 | 750 | 126 | 50 | 226 | 58 | 91 | 169 | 1544 |
| NEW CASES FILED THIS YEAR..... | 50 | 5032 | 1170 | 47 | 1098 | 131 | 457 | 581 | 8591 |
| SUBTOTAL ACTIVE..... | 60 | 5782 | 1296 | 97 | 1324 | 189 | 548 | 750 | 10135 |
| RE-OPENED CASES..... | | | | | | | | | |
| REMANDS FROM HIGHER COURTS..... | 70 | 0 | 9 | 0 | 0 | 0 | 2 | 0 | 11 |
| PROBATION VIOLATIONS..... | 80 | 14 | 36 | 0 | 0 | 2 | 0 | 0 | 52 |
| MISTRIALS..... | 85 | 0 | 1 | 0 | 0 | 0 | 0 | 0 | 1 |
| APPEARANCE AFTER BENCH WARRANT ISSUED..... | 90 | 25 | 51 | 0 | 0 | 7 | 4 | 0 | 87 |
| SERVICE MADE/ARRAIGNMENT..... | 95 | 0 | 0 | 0 | 0 | 0 | 0 | 0 | 0 |
| OTHER..... | 100 | 66 | 61 | 0 | 12 | 14 | 12 | 12 | 181 |
| SUBTOTAL (ADD LINES 70 THROUGH 100)..... | 110 | 105 | 158 | 0 | 12 | 23 | 18 | 12 | 332 |
| TOTAL ACTIVE CASELOAD THIS YEAR (ADD LINES 60 AND 110)..... | 120 | 5887 | 1454 | 97 | 1336 | 212 | 566 | 762 | 10467 |
| JUDICIAL DISPOSITIONS..... | | | | | | | | | |
| GUILTY PLEAS..... | 130 | 791 | 297 | 4 | 152 | 73 | 0 | 0 | 1317 |
| TRIALS WITHOUT JURY..... | 140 | 17 | 4 | 0 | 7 | 1 | 15 | 17 | 70 |
| TRIALS BY JURY..... | 150 | 10 | 8 | 0 | 3 | 2 | 10 | 0 | 36 |
| DISMISSALS..... | 160 | 308 | 425 | 18 | 126 | 34 | 120 | 211 | 1257 |
| PELIMINARY EXAMS WAIVED..... | 170 | 0 | 56 | 0 | 0 | 0 | 0 | 0 | 56 |
| PELIMINARY EXAMS CONDUCTED..... | 175 | 0 | 38 | 0 | 0 | 0 | 0 | 0 | 38 |
| BENCH WARRANTS..... | 180 | 25 | 39 | 0 | 3 | 9 | 4 | 0 | 80 |
| NO PROGRESS..... | 185 | 0 | 0 | 0 | 0 | 0 | 42 | 32 | 83 |
| OTHER JUDICIAL DISPOSITIONS..... | 190 | 271 | 189 | 4 | 55 | 20 | 265 | 280 | 1112 |
| SUBTOTAL (ADD LINES 130 THROUGH 190)..... | 200 | 1422 | 1056 | 26 | 346 | 139 | 456 | 540 | 4049 |
| OTHER DISPOSITIONS..... | | | | | | | | | |
| MAGISTRATES..... | 210 | 712 | 378 | 1 | 416 | 11 | 0 | 0 | 1518 |
| TRAFFIC BUREAU..... | 220 | 2902 | 0 | 34 | 271 | 0 | 0 | 0 | 3207 |
| NON-SERVICE..... | 230 | 0 | 0 | 0 | 0 | 0 | 0 | 0 | 0 |
| SUBTOTAL (ADD LINES 210 THROUGH 230)..... | 240 | 3614 | 378 | 35 | 687 | 11 | 0 | 0 | 4725 |
| TOTAL DISPOSITIONS (ADD LINES 200 AND 240)..... | 250 | 5036 | 1434 | 61 | 1033 | 150 | 456 | 540 | 8774 |
| PENDING CASES AT THE END OF YEAR..... | | | | | | | | | |
| INACTIVE: BENCH WARRANTS (LINES 10 - 90 + 180)..... | 260 | 30 | 8 | 0 | 7 | 12 | 0 | 0 | 57 |
| INACTIVE: NON-SERVICE (LINES 20 - 95 + 230)..... | 270 | 0 | 0 | 0 | 0 | 0 | 0 | 0 | 0 |
| ACTIVE PENDING (SUBTRACT LINE 250 FROM LINE 120)..... | 280 | 851 | 20 | 36 | 303 | 62 | 110 | 222 | 1693 |
| TOTAL CASES PENDING AT END OF YEAR(LINES 260+270+280)..... | 290 | 881 | 28 | 36 | 310 | 74 | 110 | 222 | 1750 |
| CIVIL CASES PENDING OVER 1 YEAR..... | | | | | | | | | |
| | 300 | 0 | 0 | 0 | 0 | 0 | 2 | 0 | 2 |

REPORT OF DISTRICT CASELOAD

REGION 4

DISTRICT #65-1

GRATIOT COUNTY

| ***** | | | | | | | | | | |
|--|-----|------|------|---|------|---------------|-----|-----|-------|-------|
| * C R I M I N A L * | | | | | | * C I V I L * | | | * T * | |
| ***** | | | | | | | | | | |
| * STATE OFFENSE * STATE * ORDINANCE * | | | | | | | | | | |
| ***** | | | | | | | | | | |
| * NON * AND * NON * | | | | | | | | | | |
| * TRAF- * TRAF- * PARK- * TRAF- * TRAF- * CIVIL * SMALL * MARY * | | | | | | | | | | |
| * FIC * FIC * ING * FIC * FIC * * CLAIMS* PROC. * S * | | | | | | | | | | |
| ***** | | | | | | | | | | |
| PENDING CASES AT THE BEGINNING OF THE YEAR..... | | | | | | | | | | |
| INACTIVE BENCH WARRANTS..... | 10 | 38 | 18 | 0 | 3 | 1 | 1 | 0 | 0 | 61 |
| INACTIVE: NON-SERVICE..... | 20 | 205 | 107 | 0 | 47 | 6 | 40 | 23 | 3 | 431 |
| TOTAL (ADD LINES 10 AND 20)..... | 30 | 243 | 125 | 0 | 50 | 7 | 41 | 23 | 3 | 492 |
| ACTIVE PENDING..... | 40 | 422 | 59 | 0 | 150 | 5 | 7 | 12 | 5 | 660 |
| NEW CASES FILED THIS YEAR..... | 50 | 6844 | 1174 | 0 | 2153 | 118 | 314 | 311 | 41 | 10955 |
| SUBTOTAL ACTIVE..... | 60 | 7266 | 1233 | 0 | 2303 | 123 | 321 | 323 | 46 | 11615 |
| RE-OPENED CASES..... | | | | | | | | | | |
| REMANDS FROM HIGHER COURTS..... | 70 | 0 | 4 | 0 | 0 | 0 | 2 | 0 | 0 | 6 |
| PROBATION VIOLATIONS..... | 80 | 3 | 12 | 0 | 8 | 0 | 0 | 0 | 0 | 23 |
| MISTRIALS..... | 85 | 0 | 0 | 0 | 0 | 0 | 0 | 0 | 0 | 0 |
| APPEARANCE AFTER BENCH WARRANT ISSUED..... | 90 | 25 | 10 | 0 | 6 | 1 | 0 | 0 | 0 | 42 |
| SERVICE MADE/ARRAIGNMENT..... | 95 | 260 | 270 | 0 | 77 | 2 | 266 | 219 | 33 | 1127 |
| OTHER..... | 100 | 0 | 0 | 0 | 0 | 0 | 4 | 0 | 0 | 4 |
| SUBTOTAL (ADD LINES 70 THROUGH 100)..... | 110 | 288 | 296 | 0 | 91 | 3 | 272 | 219 | 33 | 1202 |
| TOTAL ACTIVE CASELOAD THIS YEAR (ADD LINES 60 AND 110)..... | 120 | 7554 | 1529 | 0 | 2394 | 126 | 593 | 542 | 79 | 12817 |
| JUDICIAL DISPOSITIONS..... | | | | | | | | | | |
| GUILTY PLEAS..... | 130 | 461 | 350 | 0 | 153 | 64 | 0 | 0 | 0 | 1028 |
| TRIALS WITHOUT JURY..... | 140 | 43 | 18 | 0 | 18 | 5 | 21 | 188 | 28 | 321 |
| TRIALS BY JURY..... | 150 | 35 | 16 | 0 | 24 | 6 | 1 | 0 | 0 | 82 |
| DISMISSALS..... | 160 | 109 | 145 | 0 | 68 | 24 | 30 | 111 | 5 | 492 |
| PELIMINARY EXAMS WAIVED..... | 170 | 0 | 22 | 0 | 0 | 0 | 0 | 0 | 0 | 22 |
| PELIMINARY EXAMS CONDUCTED..... | 175 | 0 | 48 | 0 | 0 | 0 | 0 | 0 | 0 | 48 |
| BENCH WARRANTS..... | 180 | 41 | 19 | 0 | 8 | 4 | 0 | 0 | 0 | 72 |
| NO PROGRESS..... | 185 | 0 | 0 | 0 | 0 | 0 | 15 | 10 | 6 | 31 |
| OTHER JUDICIAL DISPOSITIONS..... | 190 | 2 | 65 | 0 | 0 | 0 | 171 | 0 | 0 | 238 |
| SUBTOTAL (ADD LINES 130 THROUGH 190)..... | 200 | 691 | 683 | 0 | 271 | 103 | 238 | 309 | 39 | 2334 |
| OTHER DISPOSITIONS..... | | | | | | | | | | |
| MAGISTRATES..... | 210 | 3476 | 493 | 0 | 814 | 14 | 0 | 0 | 0 | 4797 |
| TRAFFIC BUREAU..... | 220 | 2906 | 0 | 0 | 1160 | 0 | 0 | 0 | 0 | 4066 |
| NON-SERVICE..... | 230 | 274 | 276 | 0 | 69 | 9 | 305 | 215 | 32 | 1180 |
| SUBTOTAL (ADD LINES 210 THROUGH 230)..... | 240 | 6656 | 769 | 0 | 2043 | 23 | 305 | 215 | 32 | 10043 |
| TOTAL DISPOSITIONS (ADD LINES 200 AND 240)..... | 250 | 7347 | 1452 | 0 | 2314 | 126 | 543 | 524 | 71 | 12377 |
| PENDING CASES AT THE END OF YEAR..... | | | | | | | | | | |
| INACTIVE: BENCH WARRANTS (LINES 10 - 90 + 180)..... | 260 | 54 | 27 | 0 | 5 | 4 | 1 | 0 | 0 | 91 |
| INACTIVE: NON-SERVICE (LINES 20 - 95 + 230)..... | 270 | 219 | 113 | 0 | 39 | 13 | 79 | 19 | 2 | 484 |
| ACTIVE PENDING (SUBTRACT LINE 250 FROM LINE 120)..... | 280 | 207 | 77 | 0 | 80 | 0 | 50 | 18 | 8 | 440 |
| TOTAL CASES PENDING AT END OF YEAR(LINES 260+270+280)..... | 290 | 480 | 217 | 0 | 124 | 17 | 130 | 37 | 10 | 1015 |
| CIVIL CASES PENDING OVER 1 YEAR..... | 300 | 0 | 0 | 0 | 0 | 0 | 0 | 0 | 0 | 0 |

REPORT OF DISTRICT CASELOAD

REGION 4

DISTRICT #65-2

CLINTON COUNTY

| ***** | | | | | | | | | |
|---|---------|---------|---------|---------|-----------|---------|----------|---------|-------|
| * CRIMINAL * | | | | | * CIVIL * | | | * T * | |
| ***** | | | | | | | | | |
| * STATE OFFENSE * STATE * ORDINANCE * * * * * | | | | | | | | | |
| ***** | | | | | | | | | |
| L | * STATE | * NON | * AND | * NON | * CIVIL | * SMALL | * MARY | * SUM- | * A |
| N | * TRAF- | * TRAF- | * PARK- | * TRAF- | * TRAF- | * CIVIL | * CLAIMS | * PROC. | * S |
| E | * FIC | * FIC | * ING | * FIC | * FIC | * * * | * * * | * * * | * * * |
| ***** | | | | | | | | | |
| PENDING CASES AT THE BEGINNING OF THE YEAR..... | | | | | | | | | |
| INACTIVE BENCH WARRANTS..... | 10 | 59 | 43 | 0 | 10 | 5 | 2 | 0 | 119 |
| INACTIVE: NON-SERVICE..... | 20 | 495 | 0 | 0 | 69 | 0 | 75 | 13 | 653 |
| TOTAL (ADD LINES 10 AND 20)..... | 30 | 554 | 43 | 0 | 79 | 5 | 77 | 13 | 772 |
| ACTIVE PENDING..... | 40 | 504 | 73 | 3 | 149 | 33 | 44 | 27 | 853 |
| NEW CASES FILED THIS YEAR..... | 50 | 7070 | 1480 | 175 | 1185 | 203 | 399 | 318 | 10968 |
| SUBTOTAL ACTIVE..... | 60 | 7574 | 1553 | 178 | 1334 | 236 | 443 | 345 | 11821 |
| RE-OPENED CASES..... | | | | | | | | | |
| REMANDS FROM HIGHER COURTS..... | 70 | 3 | 4 | 0 | 0 | 0 | 2 | 0 | 9 |
| PROBATION VIOLATIONS..... | 80 | 4 | 16 | 0 | 0 | 0 | 0 | 0 | 20 |
| MISTRIALS..... | 85 | 0 | 0 | 0 | 0 | 0 | 0 | 0 | 0 |
| APPEARANCE AFTER BENCH WARRANT ISSUED..... | 90 | 21 | 50 | 0 | 5 | 4 | 0 | 0 | 80 |
| SERVICE MADE/ARRAIGNMENT..... | 95 | 211 | 6 | 0 | 21 | 4 | 0 | 0 | 242 |
| OTHER..... | 100 | 89 | 0 | 0 | 0 | 0 | 0 | 0 | 89 |
| SUBTOTAL (ADD LINES 70 THROUGH 100)..... | 110 | 328 | 76 | 0 | 26 | 8 | 2 | 0 | 440 |
| TOTAL ACTIVE CASELOAD THIS YEAR (ADD LINES 60 AND 110)..... | 120 | 7902 | 1629 | 178 | 1360 | 244 | 445 | 345 | 12261 |
| JUDICIAL DISPOSITIONS..... | | | | | | | | | |
| GUILTY PLEAS..... | 130 | 6347 | 856 | 104 | 881 | 124 | 0 | 0 | 8312 |
| TRIALS WITHOUT JURY..... | 140 | 125 | 103 | 0 | 25 | 12 | 45 | 57 | 426 |
| TRIALS BY JURY..... | 150 | 36 | 63 | 0 | 2 | 6 | 6 | 0 | 113 |
| DISMISSALS..... | 160 | 56 | 219 | 0 | 26 | 39 | 75 | 99 | 536 |
| PELIMINARY EXAMS WAIVED..... | 170 | 0 | 58 | 0 | 0 | 0 | 0 | 0 | 58 |
| PELIMINARY EXAMS CONDUCTED..... | 175 | 0 | 107 | 0 | 0 | 0 | 0 | 0 | 107 |
| BENCH WARRANTS..... | 180 | 36 | 61 | 0 | 1 | 7 | 3 | 0 | 108 |
| NO PROGRESS..... | 185 | 0 | 0 | 0 | 0 | 0 | 16 | 1 | 17 |
| OTHER JUDICIAL DISPOSITIONS..... | 190 | 88 | 0 | 0 | 0 | 0 | 200 | 177 | 509 |
| SUBTOTAL (ADD LINES 130 THROUGH 190)..... | 200 | 6688 | 1467 | 104 | 935 | 188 | 345 | 334 | 10186 |
| OTHER DISPOSITIONS..... | | | | | | | | | |
| MAGISTRATES..... | 210 | 575 | 63 | 50 | 130 | 37 | 0 | 0 | 855 |
| TRAFFIC BUREAU..... | 220 | 0 | 0 | 0 | 0 | 0 | 0 | 0 | 0 |
| NON-SERVICE..... | 230 | 496 | 7 | 0 | 40 | 5 | 0 | 0 | 548 |
| SUBTOTAL (ADD LINES 210 THROUGH 230)..... | 240 | 1071 | 70 | 50 | 170 | 42 | 0 | 0 | 1403 |
| TOTAL DISPOSITIONS (ADD LINES 200 AND 240)..... | 250 | 7759 | 1537 | 154 | 1105 | 230 | 345 | 334 | 11589 |
| PENDING CASES AT THE END OF YEAR..... | | | | | | | | | |
| INACTIVE: BENCH WARRANTS (LINES 10 - 90 + 180)..... | 260 | 74 | 54 | 0 | 6 | 8 | 5 | 0 | 147 |
| INACTIVE: NON-SERVICE (LINES 20 - 95 + 230)..... | 270 | 780 | 1 | 0 | 88 | 1 | 75 | 13 | 959 |
| ACTIVE PENDING (SUBTRACT LINE 250 FROM LINE 120)..... | 280 | 143 | 92 | 24 | 255 | 14 | 100 | 11 | 672 |
| TOTAL CASES PENDING AT END OF YEAR (LINES 260+270+280)..... | 290 | 997 | 147 | 24 | 349 | 23 | 180 | 24 | 1778 |
| CIVIL CASES PENDING OVER 1 YEAR..... | 300 | 0 | 0 | 0 | 0 | 0 | 0 | 0 | 0 |

REPORT OF DISTRICT CASELOAD

REGION 4

DISTRICT #75

MIDLAND COUNTY

| ***** | | | | | | | | | | |
|--|-----|------|------|---|------|----|-----|------|-----|-------|
| * CRIMINAL * CIVIL * T * | | | | | | | | | | |
| * STATE OFFENSE * STATE * ORDINANCE * * * * O * | | | | | | | | | | |
| L ***** ORD. ***** * * SUM- * A * | | | | | | | | | | |
| I * * NON * AND * * NON * * SMALL * MARY * L * | | | | | | | | | | |
| N * TRAF- * TRAF- * PARK- * TRAF- * TRAF- * CIVIL * CLAIMS * PROC. * S * | | | | | | | | | | |
| E * FIC * FIC * JNG * FIC * FIC * * * * * * | | | | | | | | | | |
| ***** | | | | | | | | | | |
| PENDING CASES AT THE BEGINNING OF THE YEAR..... | | | | | | | | | | |
| INACTIVE BENCH WARRANTS..... | 10 | 11 | 20 | 0 | 2 | 1 | 0 | 0 | 0 | 34 |
| INACTIVE: NON-SERVICE..... | 20 | 240 | 303 | 0 | 80 | 26 | 0 | 0 | 0 | 649 |
| TOTAL (ADD LINES 10 AND 20)..... | 30 | 251 | 323 | 0 | 82 | 27 | 0 | 0 | 0 | 683 |
| ACTIVE PENDING..... | 40 | 122 | 114 | 0 | 150 | 5 | 175 | 75 | 19 | 660 |
| NEW CASES FILED THIS YEAR..... | 50 | 3890 | 967 | 0 | 3551 | 53 | 438 | 793 | 337 | 9929 |
| SUBTOTAL ACTIVE..... | 60 | 4012 | 1081 | 0 | 3701 | 58 | 613 | 868 | 256 | 10589 |
| RE-OPENED CASES..... | | | | | | | | | | |
| REMANDS FROM HIGHER COURTS..... | 70 | 1 | 25 | 0 | 0 | 0 | 0 | 0 | 0 | 26 |
| PROBATION VIOLATIONS..... | 80 | 0 | 0 | 0 | 0 | 0 | 0 | 0 | 0 | 0 |
| MISTRIALS..... | 85 | 0 | 0 | 0 | 0 | 0 | 0 | 0 | 0 | 0 |
| APPEARANCE AFTER BENCH WARRANT ISSUED..... | 90 | 7 | 7 | 0 | 2 | 0 | 0 | 0 | 0 | 16 |
| SERVICE MADE/ARRAIGNMENT..... | 95 | 313 | 459 | 0 | 95 | 39 | 201 | 326 | 96 | 1529 |
| OTHER..... | 100 | 0 | 0 | 0 | 0 | 0 | 0 | 0 | 0 | 0 |
| SUBTOTAL (ADD LINES 70 THROUGH 100)..... | 110 | 321 | 491 | 0 | 97 | 39 | 201 | 326 | 96 | 1571 |
| TOTAL ACTIVE CASELOAD THIS YEAR (ADD LINES 60 AND 110)..... | 120 | 4333 | 1572 | 0 | 3798 | 97 | 814 | 1194 | 352 | 12160 |
| JUDICIAL DISPOSITIONS..... | | | | | | | | | | |
| GUILTY PLEAS..... | 130 | 375 | 443 | 0 | 97 | 28 | 0 | 0 | 0 | 943 |
| TRIALS WITHOUT JURY..... | 140 | 51 | 41 | 0 | 88 | 9 | 114 | 201 | 43 | 547 |
| TRIALS BY JURY..... | 150 | 14 | 17 | 0 | 9 | 1 | 5 | 0 | 0 | 46 |
| DISMISSALS..... | 160 | 455 | 185 | 0 | 314 | 12 | 169 | 253 | 122 | 1510 |
| PELIMINARY EXAMS WAIVED..... | 170 | 4 | 72 | 0 | 0 | 0 | 0 | 0 | 0 | 76 |
| PELIMINARY EXAMS CONDUCTED..... | 175 | 3 | 63 | 0 | 0 | 0 | 0 | 0 | 0 | 66 |
| BENCH WARRANTS..... | 180 | 6 | 9 | 0 | 6 | 0 | 0 | 0 | 0 | 21 |
| NO PROGRESS..... | 185 | 0 | 0 | 0 | 0 | 0 | 44 | 101 | 2 | 147 |
| OTHER JUDICIAL DISPOSITIONS..... | 190 | 0 | 0 | 0 | 0 | 2 | 138 | 230 | 60 | 430 |
| SUBTOTAL (ADD LINES 130 THROUGH 190)..... | 200 | 908 | 830 | 0 | 514 | 52 | 470 | 785 | 227 | 3786 |
| OTHER DISPOSITIONS..... | | | | | | | | | | |
| MAGISTRATES..... | 210 | 1110 | 25 | 0 | 1429 | 0 | 0 | 0 | 0 | 2564 |
| TRAFFIC BUREAU..... | 220 | 1667 | 114 | 0 | 1675 | 3 | 0 | 0 | 0 | 3459 |
| NON-SERVICE..... | 230 | 91 | 176 | 0 | 17 | 19 | 263 | 385 | 121 | 1072 |
| SUBTOTAL (ADD LINES 210 THROUGH 230)..... | 240 | 2868 | 315 | 0 | 3121 | 22 | 263 | 385 | 121 | 7095 |
| TOTAL DISPOSITIONS (ADD LINES 200 AND 240)..... | 250 | 3776 | 1145 | 0 | 3635 | 74 | 733 | 1170 | 348 | 10881 |
| PENDING CASES AT THE END OF YEAR..... | | | | | | | | | | |
| INACTIVE: BENCH WARRANTS (LINES 10 - 90 + 180)..... | 260 | 10 | 22 | 0 | 6 | 1 | 0 | 0 | 0 | 39 |
| INACTIVE: NON-SERVICE (LINES 20 - 95 + 230)..... | 270 | 18 | 20 | 0 | 2 | 6 | 62 | 59 | 25 | 192 |
| ACTIVE PENDING (SUBTRACT LINE 250 FROM LINE 120)..... | 280 | 557 | 427 | 0 | 163 | 23 | 81 | 24 | 4 | 1279 |
| TOTAL CASES PENDING AT END OF YEAR(LINES 260+270+280)..... | 290 | 585 | 469 | 0 | 171 | 30 | 143 | 83 | 29 | 1510 |
| CIVIL CASES PENDING OVER 1 YEAR..... | 300 | 0 | 0 | 0 | 0 | 0 | 8 | 0 | 0 | 8 |

REPORT OF DISTRICT CASELOAD

REGION 4

DISTRICT #76

ISABELLA COUNTY

| ***** | | | | | | | | | | |
|---|-----|--|-----|---------------------------------|---------------|-----------|-----|-------|-----|-------|
| * C R I M I N A L * | | | | | * C I V I L * | | | * T * | | |
| * STATE OFFENSE * STATE * ORDINANCE * | | | | | * * * * * | | | * O * | | |
| L * * * * * ORD. * * * * * | | | | | * * * * * | | | * A * | | |
| I * * TRAF- * NON * AND * * NON * | | * TRAF- * PARK- * TRAF- * TRAF- * CIVIL * SMALL * MARY * | | * FIC * FIC * ING * FIC * FIC * | | * * * * * | | * S * | | |
| ***** | | | | | | | | | | |
| PENDING CASES AT THE BEGINNING OF THE YEAR..... | | | | | | | | | | |
| INACTIVE BENCH WARRANTS..... | 10 | 12 | 6 | 0 | 1 | 1 | 0 | 0 | 0 | 20 |
| INACTIVE: NON-SERVICE..... | 20 | 187 | 59 | 171 | 13 | 8 | 31 | 62 | 15 | 546 |
| TOTAL (ADD LINES 10 AND 20)..... | 30 | 199 | 65 | 171 | 14 | 9 | 31 | 62 | 15 | 566 |
| ACTIVE PENDING..... | 40 | 212 | 47 | 4 | 53 | 20 | 106 | 22 | 5 | 469 |
| NEW CASES FILED THIS YEAR..... | 50 | 3849 | 713 | 1042 | 1737 | 236 | 333 | 547 | 98 | 8555 |
| SUBTOTAL ACTIVE..... | 60 | 4061 | 760 | 1046 | 1790 | 256 | 439 | 569 | 103 | 9024 |
| RE-OPENED CASES..... | | | | | | | | | | |
| REMANDS FROM HIGHER COURTS..... | 70 | 1 | 5 | 0 | 0 | 0 | 0 | 0 | 0 | 6 |
| PROBATION VIOLATIONS..... | 80 | 0 | 5 | 0 | 2 | 0 | 0 | 0 | 0 | 7 |
| MISTRIALS..... | 85 | 0 | 0 | 0 | 0 | 0 | 0 | 0 | 0 | 0 |
| APPEARANCE AFTER BENCH WARRANT ISSUED..... | 90 | 20 | 24 | 0 | 5 | 2 | 0 | 0 | 0 | 51 |
| SERVICE MADE/ARRAIGNMENT..... | 95 | 213 | 69 | 565 | 21 | 4 | 242 | 260 | 80 | 1454 |
| OTHER..... | 100 | 3 | 6 | 70 | 8 | 0 | 13 | 8 | 3 | 111 |
| SUBTOTAL (ADD LINES 70 THROUGH 100)..... | 110 | 237 | 109 | 635 | 36 | 6 | 255 | 268 | 83 | 1629 |
| TOTAL ACTIVE CASELOAD THIS YEAR (ADD LINES 60 AND 110)..... | 120 | 4298 | 869 | 1681 | 1826 | 262 | 694 | 837 | 186 | 10653 |
| JUDICIAL DISPOSITIONS..... | | | | | | | | | | |
| GUILTY PLEAS..... | 130 | 440 | 294 | 13 | 202 | 159 | 0 | 0 | 0 | 1108 |
| TRIALS WITHOUT JURY..... | 140 | 14 | 3 | 1 | 12 | 1 | 7 | 53 | 3 | 94 |
| TRIALS BY JURY..... | 150 | 17 | 8 | 0 | 3 | 3 | 3 | 0 | 0 | 34 |
| DISMISSALS..... | 160 | 129 | 63 | 85 | 61 | 40 | 105 | 283 | 46 | 812 |
| PELIMINARY EXAMS WAIVED..... | 170 | 1 | 41 | 0 | 0 | 0 | 0 | 0 | 0 | 42 |
| PELIMINARY EXAMS CONDUCTED..... | 175 | 4 | 47 | 0 | 0 | 0 | 0 | 0 | 0 | 51 |
| BENCH WARRANTS..... | 180 | 20 | 27 | 0 | 6 | 3 | 0 | 0 | 0 | 56 |
| NO PROGRESS..... | 185 | 0 | 0 | 0 | 0 | 0 | 19 | 3 | 14 | 36 |
| OTHER JUDICIAL DISPOSITIONS..... | 190 | 19 | 59 | 258 | 20 | 10 | 183 | 186 | 47 | 782 |
| SUBTOTAL (ADD LINES 130 THROUGH 190)..... | 200 | 644 | 542 | 357 | 304 | 216 | 317 | 525 | 110 | 3015 |
| OTHER DISPOSITIONS..... | | | | | | | | | | |
| MAGISTRATES..... | 210 | 1997 | 200 | 413 | 919 | 23 | 0 | 0 | 0 | 3552 |
| TRAFFIC BUREAU..... | 220 | 1277 | 6 | 380 | 522 | 4 | 0 | 0 | 0 | 2189 |
| NON-SERVICE..... | 230 | 211 | 80 | 530 | 21 | 5 | 251 | 282 | 73 | 1453 |
| SUBTOTAL (ADD LINES 210 THROUGH 230)..... | 240 | 3485 | 286 | 1323 | 1462 | 32 | 251 | 282 | 73 | 7194 |
| TOTAL DISPOSITIONS (ADD LINES 200 AND 240)..... | 250 | 4129 | 828 | 1680 | 1766 | 248 | 568 | 807 | 183 | 10209 |
| PENDING CASES AT THE END OF YEAR..... | | | | | | | | | | |
| INACTIVE: BENCH WARRANTS (LINES 10 - 90 + 180)..... | 260 | 12 | 9 | 0 | 2 | 2 | 0 | 0 | 0 | 25 |
| INACTIVE: NON-SERVICE (LINES 20 - 95 + 230)..... | 270 | 185 | 70 | 136 | 13 | 9 | 40 | 84 | 8 | 545 |
| ACTIVE PENDING (SUBTRACT LINE 250 FROM LINE 120)..... | 280 | 169 | 41 | 1 | 60 | 14 | 126 | 30 | 3 | 444 |
| TOTAL CASES PENDING AT END OF YEAR(LINES 260+270+280)..... | 290 | 366 | 120 | 137 | 75 | 25 | 166 | 114 | 11 | 1014 |
| CIVIL CASES PENDING OVER 1 YEAR..... | 300 | 0 | 0 | 0 | 0 | 0 | 18 | 0 | 0 | 18 |

REPORT OF DISTRICT CASELOAD

REGION 4

DISTRICT #77 - Div. 1

MECOSTA COUNTY

| ***** | | | | | | | | | | |
|---|----------|---------|---------|----------------|---------------|-----------|-----------|---------|-------|------|
| * C R I M I N A L * | | | | | * C I V I L * | | | * T * | | |
| ***** | | | | | | | | | | |
| * STATE OFFENSE * STATE * ORDINANCE * | | | | | | | | | | |
| ***** | | | | | | | | | | |
| L | * ORD. * | | | | * SUM- | | * A * | | | |
| I | * NON | * AND | * NON | * SMALL * MARY | | * L * | | | | |
| N | * TRAF- | * TRAF- | * PARK- | * TRAF- | * TRAF- | * CIVIL | * CLAIMS* | * PROC. | * S * | |
| E | * FIC | * FIC | * ING | * FIC | * FIC | * * * * * | | | | |
| ***** | | | | | | | | | | |
| PENDING CASES AT THE BEGINNING OF THE YEAR..... | | | | | | | | | | |
| INACTIVE BENCH WARRANTS..... | 10 | 32 | 41 | 9 | 28 | 19 | 7 | 5 | 0 | 141 |
| INACTIVE: NON-SERVICE..... | 20 | 40 | 66 | 11 | 44 | 7 | 74 | 58 | 5 | 305 |
| TOTAL (ADD LINES 10 AND 20)..... | 30 | 72 | 107 | 20 | 72 | 26 | 81 | 63 | 5 | 446 |
| ACTIVE PENDING..... | 40 | 111 | 82 | 0 | 68 | 9 | 2 | 2 | 1 | 274 |
| NEW CASES FILED THIS YEAR..... | 50 | 2149 | 1085 | 75 | 1350 | 223 | 247 | 486 | 44 | 5659 |
| SUBTOTAL ACTIVE..... | 60 | 2260 | 1167 | 75 | 1418 | 231 | 249 | 488 | 45 | 5933 |
| RE-OPENED CASES..... | | | | | | | | | | |
| REMANDS FROM HIGHER COURTS..... | 70 | 0 | 2 | 0 | 0 | 0 | 0 | 0 | 0 | 2 |
| PROBATION VIOLATIONS..... | 80 | 0 | 0 | 0 | 0 | 0 | 0 | 0 | 0 | 0 |
| MISTRIALS..... | 85 | 0 | 0 | 0 | 0 | 0 | 0 | 0 | 0 | 0 |
| APPEARANCE AFTER BENCH WARRANT ISSUED..... | 90 | 58 | 29 | 0 | 17 | 11 | 5 | 5 | 0 | 125 |
| SERVICE MADE/ARRAIGNMENT..... | 95 | 95 | 69 | 6 | 59 | 5 | 196 | 269 | 35 | 734 |
| OTHER..... | 100 | 0 | 0 | 0 | 0 | 1 | 20 | 0 | 4 | 25 |
| SUBTOTAL (ADD LINES 70 THROUGH 100)..... | 110 | 153 | 100 | 6 | 76 | 17 | 221 | 274 | 39 | 886 |
| TOTAL ACTIVE CASELOAD THIS YEAR (ADD LINES 60 AND 110)..... | 120 | 2413 | 1267 | 81 | 1494 | 248 | 470 | 762 | 84 | 6819 |
| JUDICIAL DISPOSITIONS..... | | | | | | | | | | |
| GUILTY PLEAS..... | 130 | 190 | 184 | 3 | 87 | 143 | 0 | 0 | 0 | 607 |
| TRIALS WITHOUT JURY..... | 140 | 17 | 6 | 3 | 18 | 1 | 12 | 2 | 2 | 61 |
| TRIALS BY JURY..... | 150 | 2 | 0 | 0 | 0 | 0 | 1 | 0 | 0 | 3 |
| DISMISSALS..... | 160 | 44 | 83 | 6 | 24 | 37 | 17 | 19 | 3 | 233 |
| PELIMINARY EXAMS WAIVED..... | 170 | 1 | 28 | 0 | 0 | 0 | 0 | 0 | 0 | 29 |
| PELIMINARY EXAMS CONDUCTED..... | 175 | 1 | 9 | 0 | 0 | 0 | 0 | 0 | 0 | 10 |
| BENCH WARRANTS..... | 180 | 76 | 33 | 0 | 28 | 12 | 7 | 4 | 0 | 160 |
| NO PROGRESS..... | 185 | 0 | 0 | 0 | 0 | 0 | 3 | 36 | 0 | 39 |
| OTHER JUDICIAL DISPOSITIONS..... | 190 | 1 | 1 | 0 | 0 | 2 | 145 | 372 | 39 | 560 |
| SUBTOTAL (ADD LINES 130 THROUGH 190)..... | 200 | 332 | 344 | 12 | 157 | 195 | 185 | 433 | 44 | 1702 |
| OTHER DISPOSITIONS..... | | | | | | | | | | |
| MAGISTRATES..... | 210 | 1725 | 740 | 53 | 1184 | 41 | 0 | 0 | 0 | 3743 |
| TRAFFIC BUREAU..... | 220 | 0 | 0 | 0 | 0 | 0 | 0 | 0 | 0 | 0 |
| NON-SERVICE..... | 230 | 103 | 110 | 10 | 53 | 10 | 181 | 290 | 32 | 789 |
| SUBTOTAL (ADD LINES 210 THROUGH 230)..... | 240 | 1828 | 850 | 63 | 1237 | 51 | 181 | 290 | 32 | 4532 |
| TOTAL DISPOSITIONS (ADD LINES 200 AND 240)..... | 250 | 2160 | 1194 | 75 | 1394 | 246 | 366 | 723 | 76 | 6234 |
| PENDING CASES AT THE END OF YEAR..... | | | | | | | | | | |
| INACTIVE: BENCH WARRANTS (LINES 10 - 90 + 180)..... | 260 | 50 | 45 | 9 | 39 | 20 | 9 | 4 | 0 | 176 |
| INACTIVE: NON-SERVICE (LINES 20 - 95 + 230)..... | 270 | 48 | 107 | 15 | 38 | 12 | 59 | 79 | 2 | 360 |
| ACTIVE PENDING (SUBTRACT LINE 250 FROM LINE 120)..... | 280 | 253 | 73 | 6 | 100 | 2 | 104 | 39 | 8 | 585 |
| TOTAL CASES PENDING AT END OF YEAR(LINES 260+270+280)..... | 290 | 351 | 225 | 30 | 177 | 34 | 172 | 122 | 10 | 1121 |
| CIVIL CASES PENDING OVER 1 YEAR..... | 300 | 0 | 0 | 0 | 0 | 0 | 3 | 0 | 1 | 4 |

REPORT OF DISTRICT CASELOAD

REGION 4

DISTRICT #77 - Div. 2

OSCEOLA COUNTY

| ***** | | | | | | | | | | | |
|---|---|---------------|---------------|---------------|---------------|------------------|------------------|----------------|-------|----|------|
| * C R I M I N A L * | | | | | * C I V I L * | | | * T * | | | |
| * STATE OFFENSE * STATE * ORDINANCE * | | | | | * * * * * | | | * O * | | | |
| L | * STATE OFFENSE * | * NON * ORD. | * AND * ORD. | * NON * ORD. | * CIVIL | * SMALL * CLAIMS | * MARY * PROC. | * S * | | | |
| N | * TRAF- * FIC | * TRAF- * FIC | * PARK- * ING | * TRAF- * FIC | * TRAF- * FIC | * CIVIL | * SMALL * CLAIMS | * MARY * PROC. | * S * | | |
| E | * FIC | * FIC | * ING | * FIC | * FIC | * CIVIL | * SMALL * CLAIMS | * MARY * PROC. | * S * | | |
| ***** | | | | | | | | | | | |
| PENDING CASES AT THE BEGINNING OF THE YEAR..... | | | | | | | | | | | |
| | INACTIVE BENCH WARRANTS..... | 10 | 20 | 22 | 1 | 13 | 0 | 0 | 1 | 0 | 57 |
| | INACTIVE: NON-SERVICE..... | 20 | 31 | 40 | 0 | 11 | 4 | 33 | 35 | 3 | 157 |
| | TOTAL (ADD LINES 10 AND 20)..... | 30 | 51 | 62 | 1 | 24 | 4 | 33 | 36 | 3 | 214 |
| | ACTIVE PENDING..... | 40 | 182 | 120 | 53 | 52 | 7 | 29 | 6 | 2 | 451 |
| | NEW CASES FILED THIS YEAR..... | 50 | 2840 | 539 | 68 | 638 | 32 | 151 | 236 | 29 | 4533 |
| | SUBTOTAL ACTIVE..... | 60 | 3022 | 659 | 121 | 690 | 39 | 180 | 242 | 31 | 4984 |
| RE-OPENED CASES..... | | | | | | | | | | | |
| | REMANDS FROM HIGHER COURTS..... | 70 | 0 | 3 | 0 | 0 | 0 | 0 | 0 | 0 | 3 |
| | PROBATION VIOLATIONS..... | 80 | 0 | 0 | 0 | 0 | 0 | 0 | 0 | 0 | 0 |
| | MISTRIALS..... | 85 | 0 | 0 | 0 | 0 | 0 | 0 | 0 | 0 | 0 |
| | APPEARANCE AFTER BENCH WARRANT ISSUED..... | 90 | 20 | 16 | 0 | 9 | 0 | 0 | 2 | 0 | 47 |
| | SERVICE MADE/ARRAIGNMENT..... | 95 | 48 | 22 | 0 | 8 | 3 | 56 | 64 | 6 | 207 |
| | OTHER..... | 100 | 0 | 0 | 0 | 0 | 0 | 1 | 1 | 0 | 2 |
| | SUBTOTAL (ADD LINES 70 THROUGH 100)..... | 110 | 68 | 41 | 0 | 17 | 3 | 57 | 67 | 6 | 259 |
| | TOTAL ACTIVE CASELOAD THIS YEAR (ADD LINES 60 AND 110)..... | 120 | 3090 | 700 | 121 | 707 | 42 | 237 | 309 | 37 | 5243 |
| JUDICIAL DISPOSITIONS..... | | | | | | | | | | | |
| | GUILTY PLEAS..... | 130 | 115 | 89 | 3 | 75 | 23 | 0 | 0 | 0 | 305 |
| | TRIALS WITHOUT JURY..... | 140 | 5 | 2 | 0 | 1 | 3 | 4 | 46 | 7 | 68 |
| | TRIALS BY JURY..... | 150 | 3 | 0 | 0 | 0 | 0 | 2 | 0 | 0 | 5 |
| | DISMISSALS..... | 160 | 315 | 51 | 64 | 72 | 6 | 20 | 17 | 0 | 545 |
| | PELIMINARY EXAMS WAIVED..... | 170 | 0 | 43 | 0 | 0 | 0 | 0 | 0 | 0 | 43 |
| | PELIMINARY EXAMS CONDUCTED..... | 175 | 0 | 3 | 0 | 0 | 0 | 0 | 0 | 0 | 3 |
| | BENCH WARRANTS..... | 180 | 22 | 10 | 0 | 9 | 1 | 1 | 2 | 0 | 45 |
| | NO PROGRESS..... | 185 | 0 | 0 | 0 | 0 | 0 | 8 | 5 | 0 | 13 |
| | OTHER JUDICIAL DISPOSITIONS..... | 190 | 0 | 0 | 0 | 0 | 0 | 132 | 145 | 19 | 296 |
| | SUBTOTAL (ADD LINES 130 THROUGH 190)..... | 200 | 460 | 198 | 67 | 157 | 33 | 167 | 215 | 26 | 1323 |
| OTHER DISPOSITIONS..... | | | | | | | | | | | |
| | MAGISTRATES..... | 210 | 2299 | 426 | 41 | 450 | 1 | 0 | 0 | 0 | 3217 |
| | TRAFFIC BUREAU..... | 220 | 0 | 0 | 0 | 0 | 0 | 0 | 0 | 0 | 0 |
| | NON-SERVICE..... | 230 | 77 | 24 | 0 | 10 | 0 | 59 | 67 | 8 | 245 |
| | SUBTOTAL (ADD LINES 210 THROUGH 230)..... | 240 | 2376 | 450 | 41 | 460 | 1 | 59 | 67 | 8 | 3462 |
| | TOTAL DISPOSITIONS (ADD LINES 200 AND 240)..... | 250 | 2836 | 648 | 108 | 617 | 34 | 226 | 282 | 34 | 4785 |
| PENDING CASES AT THE END OF YEAR..... | | | | | | | | | | | |
| | INACTIVE: BENCH WARRANTS (LINES 10 - 90 + 180)..... | 260 | 22 | 16 | 1 | 13 | 1 | 1 | 1 | 0 | 55 |
| | INACTIVE: NON-SERVICE (LINES 20 - 95 + 230)..... | 270 | 60 | 42 | 0 | 13 | 1 | 36 | 38 | 5 | 195 |
| | ACTIVE PENDING (SUBTRACT LINE 250 FROM LINE 120)..... | 280 | 254 | 52 | 13 | 90 | 8 | 11 | 27 | 3 | 458 |
| | TOTAL CASES PENDING AT END OF YEAR (LINES 260+270+280)..... | 290 | 336 | 110 | 14 | 116 | 10 | 48 | 66 | 8 | 708 |
| | CIVIL CASES PENDING OVER 1 YEAR..... | 300 | 0 | 0 | 0 | 0 | 0 | 8 | 0 | 0 | 8 |

REPORT OF DISTRICT CASELOAD

REGION 4.

DISTRICT #77

COURT SUMMARY

| ***** | | | | | | | | | |
|---|-------------------|-----------------|-------------------------|-----------------|-----------------|-----------|------------------|----------------|-------|
| | * CRIMINAL * | | | | | * CIVIL * | | | * T * |
| | ***** | | | | | ***** | | | * D * |
| | * STATE OFFENSE * | * STATE ORD. * | * PARK- * TRAF- * FIC * | * TRAF- * FIC * | * TRAF- * FIC * | * CIVIL * | * SMALL CLAIMS * | * MARY PROC. * | * S * |
| | * L * | * I * | * N * | * E * | | | | | |
| | * TRAF- * FIC * | * TRAF- * FIC * | * PARK- * TRAF- * FIC * | * TRAF- * FIC * | * TRAF- * FIC * | * CIVIL * | * SMALL CLAIMS * | * MARY PROC. * | * S * |
| ***** | | | | | | | | | |
| PENDING CASES AT THE BEGINNING OF THE YEAR..... | | | | | | | | | |
| INACTIVE BENCH WARRANTS..... | 10 | 52 | 63 | 10 | 41 | 19 | 7 | 6 | 0 |
| INACTIVE: NON-SERVICE..... | 20 | 71 | 106 | 11 | 55 | 11 | 107 | 93 | 8 |
| TOTAL (ADD LINES 10 AND 20)..... | 30 | 123 | 169 | 21 | 96 | 30 | 114 | 99 | 8 |
| ACTIVE PENDING..... | 40 | 293 | 202 | 53 | 120 | 15 | 31 | 8 | 3 |
| NEW CASES FILED THIS YEAR..... | 50 | 4989 | 1624 | 143 | 1988 | 255 | 398 | 722 | 73 |
| SUBTOTAL ACTIVE..... | 60 | 5282 | 1826 | 196 | 2108 | 270 | 429 | 730 | 76 |
| RE-OPENED CASES..... | | | | | | | | | |
| REMANDS FROM HIGHER COURTS..... | 70 | 0 | 5 | 0 | 0 | 0 | 0 | 0 | 0 |
| PROBATION VIOLATIONS..... | 80 | 0 | 0 | 0 | 0 | 0 | 0 | 0 | 0 |
| MISTRIALS..... | 85 | 0 | 0 | 0 | 0 | 0 | 0 | 0 | 0 |
| APPEARANCE AFTER BENCH WARRANT ISSUED..... | 90 | 78 | 45 | 0 | 26 | 11 | 5 | 7 | 0 |
| SERVICE MADE/ARRAIGNMENT..... | 95 | 143 | 91 | 6 | 67 | 8 | 252 | 333 | 41 |
| OTHER..... | 100 | 0 | 0 | 0 | 0 | 1 | 21 | 1 | 4 |
| SUBTOTAL (ADD LINES 70 THROUGH 100)..... | 110 | 221 | 141 | 6 | 93 | 20 | 278 | 341 | 45 |
| TOTAL ACTIVE CASELOAD THIS YEAR (ADD LINES 60 AND 110)..... | 120 | 5503 | 1967 | 202 | 2201 | 290 | 707 | 1071 | 121 |
| JUDICIAL DISPOSITIONS..... | | | | | | | | | |
| GUILTY PLEAS..... | 130 | 305 | 273 | 6 | 162 | 166 | 0 | 0 | 0 |
| TRIALS WITHOUT JURY..... | 140 | 22 | 8 | 3 | 19 | 4 | 16 | 48 | 9 |
| TRIALS BY JURY..... | 150 | 5 | 0 | 0 | 0 | 0 | 3 | 0 | 0 |
| DISMISSALS..... | 160 | 359 | 134 | 70 | 96 | 43 | 37 | 36 | 3 |
| PELIMINARY EXAMS WAIVED..... | 170 | 1 | 71 | 0 | 0 | 0 | 0 | 0 | 0 |
| PELIMINARY EXAMS CONDUCTED..... | 175 | 1 | 12 | 0 | 0 | 0 | 0 | 0 | 0 |
| BENCH WARRANTS..... | 180 | 98 | 43 | 0 | 37 | 13 | 8 | 6 | 0 |
| NO PROGRESS..... | 185 | 0 | 0 | 0 | 0 | 0 | 11 | 41 | 0 |
| OTHER JUDICIAL DISPOSITIONS..... | 190 | 1 | 1 | 0 | 0 | 2 | 277 | 517 | 58 |
| SUBTOTAL (ADD LINES 130 THROUGH 190)..... | 200 | 792 | 542 | 79 | 314 | 228 | 352 | 648 | 70 |
| OTHER DISPOSITIONS..... | | | | | | | | | |
| MAGISTRATES..... | 210 | 4024 | 1166 | 94 | 1634 | 42 | 0 | 0 | 0 |
| TRAFFIC BUREAU..... | 220 | 0 | 0 | 0 | 0 | 0 | 0 | 0 | 0 |
| NON-SERVICE..... | 230 | 180 | 134 | 10 | 63 | 10 | 240 | 357 | 40 |
| SUBTOTAL (ADD LINES 210 THROUGH 230)..... | 240 | 4204 | 1300 | 104 | 1697 | 52 | 240 | 357 | 40 |
| TOTAL DISPOSITIONS (ADD LINES 200 AND 240)..... | 250 | 4996 | 1842 | 183 | 2011 | 280 | 592 | 1005 | 110 |
| PENDING CASES AT THE END OF YEAR..... | | | | | | | | | |
| INACTIVE: BENCH WARRANTS (LINES 10 - 90 + 180)..... | 260 | 72 | 61 | 10 | 52 | 21 | 10 | 5 | 0 |
| INACTIVE: NON-SERVICE (LINES 20 - 95 + 230)..... | 270 | 108 | 149 | 15 | 51 | 13 | 95 | 117 | 7 |
| ACTIVE PENDING (SUBTRACT LINE 250 FROM LINE 120)..... | 280 | 507 | 125 | 19 | 190 | 10 | 115 | 66 | 11 |
| TOTAL CASES PENDING AT END OF YEAR(LINES 260+270+280)..... | 290 | 687 | 335 | 44 | 293 | 44 | 220 | 188 | 18 |
| CIVIL CASES PENDING OVER 1 YEAR..... | 300 | 0 | 0 | 0 | 0 | 0 | 11 | 0 | 1 |

REPORT OF DISTRICT CASELOAD

REGION 4

DISTRICT #78 - Div. 1

LAKE COUNTY

```

*****
*             C R I M I N A L             *             C I V I L             * T *
*****
* STATE OFFENSE * STATE * ORDINANCE * * * * * * * T *
L ***** ORD. ***** * * * * * * * A *
I * * * * * * * AND * * * * * * * S M A L L * * * * * * * L *
N * T R A F - * T R A F - * P A R K - * T R A F - * T R A F - * C I V I L * C L A I M S * P R O C . * * * * * * * S *
E * F I C * F I C * I N G * F I C * F I C * * * * * * * * * * * * * *
*****
PENDING CASES AT THE BEGINNING OF THE YEAR.....
INACTIVE BENCH WARRANTS..... 10      8      7      0      0      0      0      0      0      15
INACTIVE: NON-SERVICE..... 20     162     43     5      0      0      1      2      6     219
TOTAL (ADD LINES 10 AND 20)..... 30     170     50     5      0      0      1      2      6     234
ACTIVE PENDING..... 40      0      26     4      0      0     43     11     22     106
NEW CASES FILED THIS YEAR..... 50     850     763     1      0      0     48     67     27     1756
SUBTOTAL ACTIVE..... 60     850     789     5      0      0     91     78     49     1862
RE-OPENED CASES.....
REMANDS FROM HIGHER COURTS..... 70      0      0      0      0      0      1      0      0      1
PROBATION VIOLATIONS..... 80      0      0      0      0      0      0      0      0      0
MISTRIALS..... 85      0      0      0      0      0      0      0      0      0
APPEARANCE AFTER BENCH WARRANT ISSUED..... 90     11      8      0      0      0      0      0      0     19
SERVICE MADE/ARRAIGNMENT..... 95     304     123     5      0      0     20     24     12     488
OTHER..... 100     11      0      0      0      0     22      4      0     37
SUBTOTAL (ADD LINES 70 THROUGH 100)..... 110    326     131     5      0      0     43     28     12     545
TOTAL ACTIVE CASELOAD THIS YEAR (ADD LINES 60 AND 110). 120   1176     920     10     0      0     134     106     61     2407
JUDICIAL DISPOSITIONS.....
GUILTY PLEAS..... 130     31     40      1      0      0      0      0      0     72
TRIALS WITHOUT JURY..... 140     62     60      3      0      0     35     34     28     222
TRIALS BY JURY..... 150      1      2      0      0      0      0      0      0      3
DISMISSALS..... 160      6     13      0      0      0     20     19      9     67
PELIMINARY EXAMS WAIVED..... 170      1     35      0      0      0      0      0      0     36
PELIMINARY EXAMS CONDUCTED..... 175      0      6      0      0      0      0      0      0      6
BENCH WARRANTS..... 180     34     27      0      0      0      0      0      0     61
NO PROGRESS..... 185      0      0      0      0      0      7      5      7     19
OTHER JUDICIAL DISPOSITIONS..... 190     86     72      0      0      0     21     12      7     198
SUBTOTAL (ADD LINES 130 THROUGH 190)..... 200    221     255      4      0      0     83     70     51     684
OTHER DISPOSITIONS.....
MAGISTRATES..... 210     729     451      6      0      0      0      0      0    1186
TRAFFIC BUREAU..... 220      3      2      0      0      0      0      0      0      5
NON-SERVICE..... 230     184     169      0      0      0     33     32     10     428
SUBTOTAL (ADD LINES 210 THROUGH 230)..... 240    916     622      6      0      0     33     32     10    1619
TOTAL DISPOSITIONS (ADD LINES 200 AND 240)..... 250   1137     877     10     0      0     116     102     61     2303
PENDING CASES AT THE END OF YEAR.....
INACTIVE: BENCH WARRANTS (LINES 10 - 90 + 180)..... 260     31     26      0      0      0      0      0      0     57
INACTIVE: NON-SERVICE (LINES 20 - 95 + 230)..... 270     42     89      0      0      0     14     10      4    159
ACTIVE PENDING (SUBTRACT LINE 250 FROM LINE 120)..... 280     39     43      0      0      0     18      4      0     104
TOTAL CASES PENDING AT END OF YEAR(LINES 260+270+280)..... 290    112     158      0      0      0     32     14      4     320
CIVIL CASES PENDING OVER 1 YEAR..... 300      0      0      0      0      0      0      0      0      0

```

REPORT OF DISTRICT CASELOAD

REGION 4

DISTRICT #78 - Div. 2

NEWAYGO COUNTY

| ***** | | | | | | | | | | |
|---|-------|-------|-------|-------|-----------|-----|-------|-----------|-------|---|
| * CRIMINAL * | | | | | * CIVIL * | | | * T * | | |
| * STATE OFFENSE * STATE * ORDINANCE * | | | | | * * * * * | | | * * * * * | | |
| L | I | N | E | ORD. | NON | NON | CIVIL | SMALL | SUM- | A |
| | TRAF- | TRAF- | PARK- | TRAF- | TRAF- | | | CLAIMS | MARY | L |
| | FIC | FIC | ING | FIC | FIC | | | | PROC. | S |
| ***** | | | | | | | | | | |
| PENDING CASES AT THE BEGINNING OF THE YEAR..... | 10 | 0 | 0 | 0 | 0 | 0 | 0 | 0 | 0 | 0 |
| INACTIVE BENCH WARRANTS..... | 20 | 0 | 0 | 0 | 0 | 0 | 0 | 0 | 0 | 0 |
| INACTIVE: NON-SERVICE..... | 30 | 0 | 0 | 0 | 0 | 0 | 0 | 0 | 0 | 0 |
| TOTAL (ADD LINES 10 AND 20)..... | 40 | 0 | 0 | 0 | 0 | 0 | 0 | 0 | 0 | 0 |
| ACTIVE PENDING..... | 50 | 0 | 0 | 0 | 0 | 0 | 0 | 0 | 0 | 0 |
| NEW CASES FILED THIS YEAR..... | 60 | 0 | 0 | 0 | 0 | 0 | 0 | 0 | 0 | 0 |
| SUBTOTAL ACTIVE..... | 70 | 0 | 0 | 0 | 0 | 0 | 0 | 0 | 0 | 0 |
| RE-OPENED CASES..... | 80 | 0 | 0 | 0 | 0 | 0 | 0 | 0 | 0 | 0 |
| REMANDS FROM HIGHER COURTS..... | 85 | 0 | 0 | 0 | 0 | 0 | 0 | 0 | 0 | 0 |
| PROBATION VIOLATIONS..... | 90 | 0 | 0 | 0 | 0 | 0 | 0 | 0 | 0 | 0 |
| MISTRIALS..... | 95 | 0 | 0 | 0 | 0 | 0 | 0 | 0 | 0 | 0 |
| APPEARANCE AFTER BENCH WARRANT ISSUED..... | 100 | 0 | 0 | 0 | 0 | 0 | 0 | 0 | 0 | 0 |
| SERVICE MADE/ARRAIGNMENT..... | 110 | 0 | 0 | 0 | 0 | 0 | 0 | 0 | 0 | 0 |
| OTHER..... | 120 | 0 | 0 | 0 | 0 | 0 | 0 | 0 | 0 | 0 |
| SUBTOTAL (ADD LINES 70 THROUGH 100)..... | 130 | 0 | 0 | 0 | 0 | 0 | 0 | 0 | 0 | 0 |
| TOTAL ACTIVE CASELOAD THIS YEAR (ADD LINES 60 AND 110)..... | 140 | 0 | 0 | 0 | 0 | 0 | 0 | 0 | 0 | 0 |
| JUDICIAL DISPOSITIONS..... | 150 | 0 | 0 | 0 | 0 | 0 | 0 | 0 | 0 | 0 |
| GUILTY PLEAS..... | 160 | 0 | 0 | 0 | 0 | 0 | 0 | 0 | 0 | 0 |
| TRIALS WITHOUT JURY..... | 170 | 0 | 0 | 0 | 0 | 0 | 0 | 0 | 0 | 0 |
| TRIALS BY JURY..... | 175 | 0 | 0 | 0 | 0 | 0 | 0 | 0 | 0 | 0 |
| DISMISSALS..... | 180 | 0 | 0 | 0 | 0 | 0 | 0 | 0 | 0 | 0 |
| PELIMINARY EXAMS WAIVED..... | 185 | 0 | 0 | 0 | 0 | 0 | 0 | 0 | 0 | 0 |
| PELIMINARY EXAMS CONDUCTED..... | 190 | 0 | 0 | 0 | 0 | 0 | 0 | 0 | 0 | 0 |
| BENCH WARRANTS..... | 195 | 0 | 0 | 0 | 0 | 0 | 0 | 0 | 0 | 0 |
| NO PROGRESS..... | 200 | 0 | 0 | 0 | 0 | 0 | 0 | 0 | 0 | 0 |
| OTHER JUDICIAL DISPOSITIONS..... | 210 | 0 | 0 | 0 | 0 | 0 | 0 | 0 | 0 | 0 |
| SUBTOTAL (ADD LINES 130 THROUGH 190)..... | 220 | 0 | 0 | 0 | 0 | 0 | 0 | 0 | 0 | 0 |
| OTHER DISPOSITIONS..... | 230 | 0 | 0 | 0 | 0 | 0 | 0 | 0 | 0 | 0 |
| MAGISTRATES..... | 240 | 0 | 0 | 0 | 0 | 0 | 0 | 0 | 0 | 0 |
| TRAFFIC BUREAU..... | 250 | 0 | 0 | 0 | 0 | 0 | 0 | 0 | 0 | 0 |
| NON-SERVICE..... | 260 | 0 | 0 | 0 | 0 | 0 | 0 | 0 | 0 | 0 |
| SUBTOTAL (ADD LINES 210 THROUGH 230)..... | 270 | 0 | 0 | 0 | 0 | 0 | 0 | 0 | 0 | 0 |
| TOTAL DISPOSITIONS (ADD LINES 200 AND 240)..... | 280 | 0 | 0 | 0 | 0 | 0 | 0 | 0 | 0 | 0 |
| PENDING CASES AT THE END OF YEAR..... | 290 | 0 | 0 | 0 | 0 | 0 | 0 | 0 | 0 | 0 |
| INACTIVE: BENCH WARRANTS (LINES 10 - 90 + 180)..... | 300 | 0 | 0 | 0 | 0 | 0 | 0 | 0 | 0 | 0 |
| INACTIVE: NON-SERVICE (LINES 20 - 95 + 230)..... | | 0 | 0 | 0 | 0 | 0 | 0 | 0 | 0 | 0 |
| ACTIVE PENDING (SUBTRACT LINE 250 FROM LINE 120)..... | | 0 | 0 | 0 | 0 | 0 | 0 | 0 | 0 | 0 |
| TOTAL CASES PENDING AT END OF YEAR(LINES 260+270+280)..... | | 0 | 0 | 0 | 0 | 0 | 0 | 0 | 0 | 0 |
| CIVIL CASES PENDING OVER 1 YEAR..... | | 0 | 0 | 0 | 0 | 0 | 0 | 0 | 0 | 0 |

REPORT OF DISTRICT CASELOAD

REGION 4

DISTRICT #78

COURT SUMMARY

| ***** | | | | | | | | | | |
|---|---|-----------|-----------|-----------|-----------|-----------|-----------|-----------|-----------|-----------|
| * CRIMINAL * | | | | | * CIVIL * | | | | * T * | |
| ***** | | | | | | | | | | |
| * STATE OFFENSE * STATE * ORDINANCE * * * * * | | | | | | | | | | |
| ***** | | | | | | | | | | |
| L | * * * * * | * * * * * | * * * * * | * * * * * | * * * * * | * * * * * | * * * * * | * * * * * | * * * * * | * * * * * |
| I | * * * * * | * * * * * | * * * * * | * * * * * | * * * * * | * * * * * | * * * * * | * * * * * | * * * * * | * * * * * |
| N | * * * * * | * * * * * | * * * * * | * * * * * | * * * * * | * * * * * | * * * * * | * * * * * | * * * * * | * * * * * |
| E | * * * * * | * * * * * | * * * * * | * * * * * | * * * * * | * * * * * | * * * * * | * * * * * | * * * * * | * * * * * |
| ***** | | | | | | | | | | |
| PENDING CASES AT THE BEGINNING OF THE YEAR..... | | | | | | | | | | |
| | INACTIVE BENCH WARRANTS..... | 10 | 8 | 7 | 0 | 0 | 0 | 0 | 0 | 15 |
| | INACTIVE: NON-SERVICE..... | 20 | 162 | 43 | 5 | 0 | 0 | 1 | 2 | 219 |
| | TOTAL (ADD LINES 10 AND 20)..... | 30 | 170 | 50 | 5 | 0 | 0 | 1 | 2 | 234 |
| | ACTIVE PENDING..... | 40 | 0 | 26 | 4 | 0 | 0 | 43 | 11 | 106 |
| | NEW CASES FILED THIS YEAR..... | 50 | 850 | 763 | 1 | 0 | 0 | 48 | 67 | 1756 |
| | SUBTOTAL ACTIVE..... | 60 | 850 | 789 | 5 | 0 | 0 | 91 | 78 | 1862 |
| RE-OPENED CASES..... | | | | | | | | | | |
| | REMANDS FROM HIGHER COURTS..... | 70 | 0 | 0 | 0 | 0 | 0 | 1 | 0 | 1 |
| | PROBATION VIOLATIONS..... | 80 | 0 | 0 | 0 | 0 | 0 | 0 | 0 | 0 |
| | MISTRIALS..... | 85 | 0 | 0 | 0 | 0 | 0 | 0 | 0 | 0 |
| | APPEARANCE AFTER BENCH WARRANT ISSUED..... | 90 | 11 | 8 | 0 | 0 | 0 | 0 | 0 | 19 |
| | SERVICE MADE/ARRAIGNMENT..... | 95 | 304 | 123 | 5 | 0 | 0 | 20 | 24 | 488 |
| | OTHER..... | 100 | 11 | 0 | 0 | 0 | 0 | 22 | 4 | 37 |
| | SUBTOTAL (ADD LINES 70 THROUGH 100)..... | 110 | 326 | 131 | 5 | 0 | 0 | 43 | 28 | 545 |
| | TOTAL ACTIVE CASELOAD THIS YEAR (ADD LINES 60 AND 110)..... | 120 | 1176 | 920 | 10 | 0 | 0 | 134 | 106 | 2407 |
| JUDICIAL DISPOSITIONS..... | | | | | | | | | | |
| | GUILTY PLEAS..... | 130 | 31 | 40 | 1 | 0 | 0 | 0 | 0 | 72 |
| | TRIALS WITHOUT JURY..... | 140 | 62 | 60 | 3 | 0 | 0 | 35 | 34 | 222 |
| | TRIALS BY JURY..... | 150 | 1 | 2 | 0 | 0 | 0 | 0 | 0 | 3 |
| | DISMISSALS..... | 160 | 6 | 13 | 0 | 0 | 0 | 20 | 19 | 67 |
| | PELIMINARY EXAMS WAIVED..... | 170 | 1 | 35 | 0 | 0 | 0 | 0 | 0 | 36 |
| | PELIMINARY EXAMS CONDUCTED..... | 175 | 0 | 6 | 0 | 0 | 0 | 0 | 0 | 6 |
| | BENCH WARRANTS..... | 180 | 34 | 27 | 0 | 0 | 0 | 0 | 0 | 61 |
| | NO PROGRESS..... | 185 | 0 | 0 | 0 | 0 | 0 | 7 | 5 | 19 |
| | OTHER JUDICIAL DISPOSITIONS..... | 190 | 86 | 72 | 0 | 0 | 0 | 21 | 12 | 198 |
| | SUBTOTAL (ADD LINES 130 THROUGH 190)..... | 200 | 221 | 255 | 4 | 0 | 0 | 83 | 70 | 684 |
| OTHER DISPOSITIONS..... | | | | | | | | | | |
| | MAGISTRATES..... | 210 | 729 | 451 | 6 | 0 | 0 | 0 | 0 | 1186 |
| | TRAFFIC BUREAU..... | 220 | 3 | 2 | 0 | 0 | 0 | 0 | 0 | 5 |
| | NON-SERVICE..... | 230 | 184 | 169 | 0 | 0 | 0 | 33 | 32 | 428 |
| | SUBTOTAL (ADD LINES 210 THROUGH 230)..... | 240 | 916 | 622 | 6 | 0 | 0 | 33 | 32 | 1619 |
| | TOTAL DISPOSITIONS (ADD LINES 200 AND 240)..... | 250 | 1137 | 877 | 10 | 0 | 0 | 116 | 102 | 2303 |
| PENDING CASES AT THE END OF YEAR..... | | | | | | | | | | |
| | INACTIVE: BENCH WARRANTS (LINES 10 - 90 + 180)..... | 260 | 31 | 26 | 0 | 0 | 0 | 0 | 0 | 57 |
| | INACTIVE: NON-SERVICE (LINES 20 - 95 + 230)..... | 270 | 42 | 89 | 0 | 0 | 0 | 14 | 10 | 159 |
| | ACTIVE PENDING (SUBTRACT LINE 250 FROM LINE 120)..... | 280 | 39 | 43 | 0 | 0 | 0 | 18 | 4 | 104 |
| | TOTAL CASES PENDING AT END OF YEAR (LINES 260+270+280)..... | 290 | 112 | 158 | 0 | 0 | 0 | 32 | 14 | 320 |
| | CIVIL CASES PENDING OVER 1 YEAR..... | 300 | 0 | 0 | 0 | 0 | 0 | 0 | 0 | 0 |

REPORT OF DISTRICT CASELOAD

REGION 4

DISTRICT #79 - Div. 1

MASON COUNTY

| ***** | | | | | | | | | | |
|---|-----|------|-----|-----|-----|----|-----|-----|----|------|
| * C R I M I N A L * C I V I L * T * | | | | | | | | | | |
| ***** | | | | | | | | | | |
| * STATE OFFENSE * STATE * ORDINANCE * * * * * T * | | | | | | | | | | |
| L ***** ORD. ***** * * * * * A * | | | | | | | | | | |
| I * * * * * NON * AND * * * * * NON * * * * * S U M - * * * * * L * | | | | | | | | | | |
| N * T R A F - * T R A F - * P A R K - * T R A F - * T R A F - * C I V I L * S M A L L * M A R Y * * * * * S * | | | | | | | | | | |
| E * F I C * F I C * I N G * F I C * F I C * * * * * * * * * * * * | | | | | | | | | | |
| ***** | | | | | | | | | | |
| PENDING CASES AT THE BEGINNING OF THE YEAR..... | | | | | | | | | | |
| INACTIVE BENCH WARRANTS..... | 10 | 13 | 13 | 0 | 2 | 7 | 0 | 0 | 0 | 35 |
| INACTIVE: NON-SERVICE..... | 20 | 38 | 35 | 38 | 16 | 2 | 30 | 0 | 0 | 159 |
| TOTAL (ADD LINES 10 AND 20)..... | 30 | 51 | 48 | 38 | 18 | 9 | 30 | 0 | 0 | 194 |
| ACTIVE PENDING..... | 40 | 84 | 24 | 1 | 27 | 4 | 75 | 19 | 3 | 237 |
| NEW CASES FILED THIS YEAR..... | 50 | 1781 | 604 | 50 | 597 | 55 | 219 | 147 | 25 | 3478 |
| SUBTOTAL ACTIVE..... | 60 | 1865 | 628 | 51 | 624 | 59 | 294 | 166 | 28 | 3715 |
| RE-OPENED CASES..... | | | | | | | | | | |
| REMANDS FROM HIGHER COURTS..... | 70 | 0 | 1 | 0 | 0 | 0 | 0 | 0 | 0 | 1 |
| PROBATION VIOLATIONS..... | 80 | 0 | 0 | 0 | 0 | 0 | 0 | 0 | 0 | 0 |
| MISTRIALS..... | 85 | 0 | 0 | 0 | 0 | 0 | 0 | 0 | 0 | 0 |
| APPEARANCE AFTER BENCH WARRANT ISSUED..... | 90 | 27 | 15 | 2 | 11 | 6 | 0 | 0 | 0 | 61 |
| SERVICE MADE/ARRAIGNMENT..... | 95 | 74 | 78 | 78 | 20 | 2 | 106 | 0 | 11 | 369 |
| OTHER..... | 100 | 0 | 0 | 0 | 0 | 0 | 0 | 0 | 0 | 0 |
| SUBTOTAL (ADD LINES 70 THROUGH 100)..... | 110 | 101 | 94 | 80 | 31 | 8 | 106 | 0 | 11 | 431 |
| TOTAL ACTIVE CASELOAD THIS YEAR (ADD LINES 60 AND 110)..... | 120 | 1966 | 722 | 131 | 655 | 67 | 400 | 166 | 39 | 4146 |
| JUDICIAL DISPOSITIONS..... | | | | | | | | | | |
| GUILTY PLEAS..... | 130 | 56 | 69 | 0 | 21 | 26 | 0 | 0 | 0 | 172 |
| TRIALS WITHOUT JURY..... | 140 | 1 | 2 | 0 | 0 | 0 | 2 | 0 | 0 | 5 |
| TRIALS BY JURY..... | 150 | 1 | 1 | 0 | 0 | 3 | 0 | 0 | 0 | 5 |
| DISMISSALS..... | 160 | 15 | 32 | 0 | 7 | 20 | 43 | 0 | 1 | 118 |
| PELIMINARY EXAMS WAIVED..... | 170 | 2 | 83 | 0 | 0 | 0 | 0 | 0 | 0 | 85 |
| PELIMINARY EXAMS CONDUCTED..... | 175 | 0 | 40 | 0 | 0 | 0 | 0 | 0 | 0 | 40 |
| BENCH WARRANTS..... | 180 | 23 | 5 | 3 | 11 | 1 | 0 | 0 | 0 | 43 |
| NO PROGRESS..... | 185 | 0 | 0 | 0 | 0 | 0 | 6 | 0 | 0 | 6 |
| OTHER JUDICIAL DISPOSITIONS..... | 190 | 0 | 0 | 0 | 0 | 0 | 151 | 133 | 21 | 305 |
| SUBTOTAL (ADD LINES 130 THROUGH 190)..... | 200 | 98 | 232 | 3 | 39 | 50 | 202 | 133 | 22 | 779 |
| OTHER DISPOSITIONS..... | | | | | | | | | | |
| MAGISTRATES..... | 210 | 1686 | 374 | 61 | 572 | 10 | 0 | 0 | 0 | 2703 |
| TRAFFIC BUREAU..... | 220 | 0 | 0 | 0 | 0 | 0 | 0 | 0 | 0 | 0 |
| NON-SERVICE..... | 230 | 81 | 79 | 67 | 18 | 0 | 128 | 0 | 15 | 388 |
| SUBTOTAL (ADD LINES 210 THROUGH 230)..... | 240 | 1767 | 453 | 128 | 590 | 10 | 128 | 0 | 15 | 3091 |
| TOTAL DISPOSITIONS (ADD LINES 200 AND 240)..... | 250 | 1865 | 685 | 131 | 629 | 60 | 330 | 133 | 37 | 3870 |
| PENDING CASES AT THE END OF YEAR..... | | | | | | | | | | |
| INACTIVE: BENCH WARRANTS (LINES 10 - 90 + 180)..... | 260 | 9 | 3 | 1 | 2 | 2 | 0 | 0 | 0 | 17 |
| INACTIVE: NON-SERVICE (LINES 20 - 95 + 230)..... | 270 | 45 | 36 | 27 | 14 | 0 | 52 | 0 | 4 | 178 |
| ACTIVE PENDING (SUBTRACT LINE 250 FROM LINE 120)..... | 280 | 101 | 37 | 0 | 26 | 7 | 70 | 33 | 2 | 276 |
| TOTAL CASES PENDING AT END OF YEAR (LINES 260+270+280)..... | 290 | 155 | 76 | 28 | 42 | 9 | 122 | 33 | 6 | 471 |
| CIVIL CASES PENDING OVER 1 YEAR..... | 300 | 0 | 0 | 0 | 0 | 0 | 5 | 1 | 0 | 6 |

REPORT OF DISTRICT CASELOAD

REGION 4

DISTRICT #79 - Div. 2

OCEANA COUNTY

| ***** | | | | | | | | | |
|---|---------|-------------|---------|---------|---------------|----------|---------|-------|-------|
| * C R I M I N A L * | | | | | * C I V I L * | | | * T * | |
| ***** | | | | | | | | | |
| * STATE OFFENSE | * STATE | * ORDINANCE | | | | * SUM- | | | * T * |
| ***** | | | | | | | | | |
| L * TRAF- | * TRAF- | * PARK- | * TRAF- | * TRAF- | * CIVIL | * SMALL | * MARY | * L * | * S * |
| N * FIC | * FIC | * ING | * FIC | * FIC | | * CLAIMS | * PROC. | | |
| ***** | | | | | | | | | |
| ***** | | | | | | | | | |
| PENDING CASES AT THE BEGINNING OF THE YEAR..... | | | | | | | | | |
| INACTIVE BENCH WARRANTS..... | 10 | 15 | 10 | 0 | 0 | 0 | 0 | 0 | 25 |
| INACTIVE: NON-SERVICE..... | 20 | 283 | 101 | 0 | 32 | 1 | 29 | 3 | 452 |
| TOTAL (ADD LINES 10 AND 20)..... | 30 | 298 | 111 | 0 | 32 | 1 | 29 | 3 | 477 |
| ACTIVE PENDING..... | 40 | 243 | 163 | 0 | 18 | 0 | 110 | 3 | 542 |
| NEW CASES FILED THIS YEAR..... | 50 | 3264 | 1459 | 0 | 274 | 3 | 233 | 87 | 5351 |
| SUBTOTAL ACTIVE..... | 60 | 3507 | 1622 | 0 | 292 | 3 | 343 | 90 | 5893 |
| RE-OPENED CASES..... | | | | | | | | | |
| REMANDS FROM HIGHER COURTS..... | 70 | 15 | 4 | 0 | 0 | 0 | 0 | 0 | 19 |
| PROBATION VIOLATIONS..... | 80 | 0 | 0 | 0 | 0 | 0 | 0 | 0 | 0 |
| MISTRIALS..... | 85 | 0 | 0 | 0 | 0 | 0 | 0 | 0 | 0 |
| APPEARANCE AFTER BENCH WARRANT ISSUED..... | 90 | 6 | 6 | 0 | 0 | 0 | 0 | 0 | 12 |
| SERVICE MADE/ARRAIGNMENT..... | 95 | 159 | 184 | 0 | 8 | 1 | 121 | 41 | 528 |
| OTHER..... | 100 | 0 | 0 | 0 | 0 | 0 | 0 | 0 | 0 |
| SUBTOTAL (ADD LINES 70 THROUGH 100)..... | 110 | 180 | 194 | 0 | 8 | 1 | 121 | 41 | 559 |
| TOTAL ACTIVE CASELOAD THIS YEAR (ADD LINES 60 AND 110)..... | 120 | 3687 | 1816 | 0 | 300 | 4 | 464 | 131 | 6452 |
| JUDICIAL DISPOSITIONS..... | | | | | | | | | |
| GUILTY PLEAS..... | 130 | 145 | 101 | 0 | 9 | 2 | 0 | 0 | 257 |
| TRIALS WITHOUT JURY..... | 140 | 13 | 5 | 0 | 0 | 0 | 0 | 0 | 18 |
| TRIALS BY JURY..... | 150 | 6 | 7 | 0 | 1 | 0 | 2 | 0 | 16 |
| DISMISALS..... | 160 | 23 | 72 | 0 | 0 | 0 | 86 | 26 | 220 |
| PELIMINARY EXAMS WAIVED..... | 170 | 2 | 55 | 0 | 0 | 0 | 0 | 0 | 57 |
| PELIMINARY EXAMS CONDUCTED..... | 175 | 1 | 31 | 0 | 0 | 0 | 0 | 0 | 32 |
| BENCH WARRANTS..... | 180 | 13 | 15 | 0 | 1 | 0 | 0 | 0 | 29 |
| NO PROGRESS..... | 185 | 0 | 0 | 0 | 0 | 0 | 6 | 0 | 8 |
| OTHER JUDICIAL DISPOSITIONS..... | 190 | 12 | 46 | 0 | 0 | 0 | 133 | 44 | 258 |
| SUBTOTAL (ADD LINES 130 THROUGH 190)..... | 200 | 215 | 332 | 0 | 11 | 2 | 227 | 70 | 895 |
| OTHER DISPOSITIONS..... | | | | | | | | | |
| MAGISTRATES..... | 210 | 2963 | 1015 | 0 | 240 | 2 | 0 | 0 | 4220 |
| TRAFFIC BUREAU..... | 220 | 0 | 0 | 0 | 0 | 0 | 0 | 0 | 0 |
| NON-SERVICE..... | 230 | 231 | 262 | 0 | 21 | 0 | 137 | 61 | 724 |
| SUBTOTAL (ADD LINES 210 THROUGH 230)..... | 240 | 3194 | 1277 | 0 | 261 | 2 | 137 | 61 | 4944 |
| TOTAL DISPOSITIONS (ADD LINES 200 AND 240)..... | 250 | 3409 | 1609 | 0 | 272 | 4 | 364 | 131 | 5839 |
| PENDING CASES AT THE END OF YEAR..... | | | | | | | | | |
| INACTIVE: BENCH WARRANTS (LINES 10 - 90 + 180)..... | 260 | 22 | 19 | 0 | 1 | 0 | 0 | 0 | 42 |
| INACTIVE: NON-SERVICE (LINES 20 - 95 + 230)..... | 270 | 355 | 179 | 0 | 45 | 0 | 45 | 23 | 648 |
| ACTIVE PENDING (SUBTRACT LINE 250 FROM LINE 120)..... | 280 | 278 | 207 | 0 | 28 | 0 | 100 | 0 | 613 |
| TOTAL CASES PENDING AT END OF YEAR(LINES 260+270+280)..... | 290 | 655 | 405 | 0 | 74 | 0 | 145 | 23 | 1303 |
| CIVIL CASES PENDING OVER 1 YEAR..... | 300 | 0 | 0 | 0 | 0 | 0 | 0 | 0 | 0 |

REPORT OF DISTRICT CASELOAD

REGION 4

DISTRICT #79

COURT SUMMARY

| ***** | | | | | | | | | | |
|--|-----|------|------|-----|-----|----|-----|-----|----|-------|
| * CRIMINAL * CIVIL * T * | | | | | | | | | | |
| ***** | | | | | | | | | | |
| * STATE OFFENSE * STATE * ORDINANCE * * * * T * | | | | | | | | | | |
| ***** | | | | | | | | | | |
| L * * * * * ORD. * * * * * * * * * * A * | | | | | | | | | | |
| I * * * * * AND * * * * * * * * * * L * | | | | | | | | | | |
| N * TRAF- * TRAF- * PARK- * TRAF- * TRAF- * CIVIL * SMALL * MARY * * S * | | | | | | | | | | |
| E * FIC * FIC * ING * FIC * FIC * * * * * * * * * * | | | | | | | | | | |
| ***** | | | | | | | | | | |
| PENDING CASES AT THE BEGINNING OF THE YEAR..... | | | | | | | | | | |
| INACTIVE BENCH WARRANTS..... | 10 | 28 | 23 | 0 | 2 | 7 | 0 | 0 | 0 | 60 |
| INACTIVE: NON-SERVICE..... | 20 | 321 | 136 | 38 | 48 | 3 | 59 | 3 | 3 | 611 |
| TOTAL (ADD LINES 10 AND 20)..... | 30 | 349 | 159 | 38 | 50 | 10 | 59 | 3 | 3 | 671 |
| ACTIVE PENDING..... | 40 | 327 | 187 | 1 | 45 | 4 | 185 | 22 | 8 | 779 |
| NEW CASES FILED THIS YEAR..... | 50 | 5045 | 2063 | 50 | 871 | 58 | 452 | 234 | 56 | 8829 |
| SUBTOTAL ACTIVE..... | 60 | 5372 | 2250 | 51 | 916 | 62 | 637 | 256 | 64 | 9608 |
| RE-OPENED CASES..... | | | | | | | | | | |
| REMANDS FROM HIGHER COURTS..... | 70 | 15 | 5 | 0 | 0 | 0 | 0 | 0 | 0 | 20 |
| PROBATION VIOLATIONS..... | 80 | 0 | 0 | 0 | 0 | 0 | 0 | 0 | 0 | 0 |
| MISTRIALS..... | 85 | 0 | 0 | 0 | 0 | 0 | 0 | 0 | 0 | 0 |
| APPEARANCE AFTER BENCH WARRANT ISSUED..... | 90 | 33 | 21 | 2 | 11 | 6 | 0 | 0 | 0 | 73 |
| SERVICE MADE/ARRAIGNMENT..... | 95 | 233 | 262 | 78 | 28 | 3 | 227 | 41 | 25 | 897 |
| OTHER..... | 100 | 0 | 0 | 0 | 0 | 0 | 0 | 0 | 0 | 0 |
| SUBTOTAL (ADD LINES 70 THROUGH 100)..... | 110 | 281 | 288 | 80 | 39 | 9 | 227 | 41 | 25 | 990 |
| TOTAL ACTIVE CASELOAD THIS YEAR (ADD LINES 60 AND 110)..... | 120 | 5653 | 2538 | 131 | 955 | 71 | 864 | 297 | 89 | 10598 |
| JUDICIAL DISPOSITIONS..... | | | | | | | | | | |
| GUILTY PLEAS..... | 130 | 201 | 170 | 0 | 30 | 28 | 0 | 0 | 0 | 429 |
| TRIALS WITHOUT JURY..... | 140 | 14 | 7 | 0 | 0 | 0 | 2 | 0 | 0 | 23 |
| TRIALS BY JURY..... | 150 | 7 | 8 | 0 | 1 | 3 | 2 | 0 | 0 | 21 |
| DISMISSALS..... | 160 | 38 | 104 | 0 | 7 | 20 | 129 | 26 | 14 | 338 |
| PELIMINARY EXAMS WAIVED..... | 170 | 4 | 138 | 0 | 0 | 0 | 0 | 0 | 0 | 142 |
| PELIMINARY EXAMS CONDUCTED..... | 175 | 1 | 71 | 0 | 0 | 0 | 0 | 0 | 0 | 72 |
| BENCH WARRANTS..... | 180 | 36 | 20 | 3 | 12 | 1 | 0 | 0 | 0 | 72 |
| NO PROGRESS..... | 185 | 0 | 0 | 0 | 0 | 0 | 12 | 0 | 2 | 14 |
| OTHER JUDICIAL DISPOSITIONS..... | 190 | 12 | 46 | 0 | 0 | 0 | 284 | 177 | 44 | 563 |
| SUBTOTAL (ADD LINES 130 THROUGH 190)..... | 200 | 313 | 514 | 3 | 50 | 52 | 429 | 203 | 60 | 1674 |
| OTHER DISPOSITIONS..... | | | | | | | | | | |
| MAGISTRATES..... | 210 | 4649 | 1389 | 61 | 812 | 12 | 0 | 0 | 0 | 6923 |
| TRAFFIC BUREAU..... | 220 | 0 | 0 | 0 | 0 | 0 | 0 | 0 | 0 | 0 |
| NON-SERVICE..... | 230 | 312 | 341 | 67 | 39 | 0 | 265 | 61 | 27 | 1112 |
| SUBTOTAL (ADD LINES 210 THROUGH 230)..... | 240 | 4961 | 1730 | 128 | 851 | 12 | 265 | 61 | 27 | 8035 |
| TOTAL DISPOSITIONS (ADD LINES 200 AND 240)..... | 250 | 5274 | 2294 | 131 | 901 | 64 | 694 | 264 | 87 | 9709 |
| PENDING CASES AT THE END OF YEAR..... | | | | | | | | | | |
| INACTIVE: BENCH WARRANTS (LINES 10 - 90 + 180)..... | 260 | 31 | 22 | 1 | 3 | 2 | 0 | 0 | 0 | 59 |
| INACTIVE: NON-SERVICE (LINES 20 - 95 + 230)..... | 270 | 400 | 215 | 27 | 59 | 0 | 97 | 23 | 5 | 826 |
| ACTIVE PENDING (SUBTRACT LINE 250 FROM LINE 120)..... | 280 | 379 | 244 | 0 | 54 | 7 | 170 | 33 | 2 | 889 |
| TOTAL CASES PENDING AT END OF YEAR(LINES 260+270+280)..... | 290 | 810 | 481 | 28 | 116 | 9 | 267 | 56 | 7 | 1774 |
| CIVIL CASES PENDING OVER 1 YEAR..... | 300 | 0 | 0 | 0 | 0 | 0 | 5 | 1 | 0 | 6 |

REPORT OF DISTRICT CASELOAD

REGION 4

DISTRICT #80 - Div. 1

CLARE COUNTY

| ***** | | | | | | | | | |
|---|-------|-------|-------|-------|---------------|-------|--------|-------|------|
| * C R I M I N A L * | | | | | * C I V I L * | | | | |
| ***** | | | | | | | | | |
| * STATE OFFENSE * STATE * ORDINANCE * | | | | | | | | | |
| ***** | | | | | | | | | |
| L | NON | AND | ORD. | NON | CIVIL | SMALL | SUM- | MARY | A |
| ***** | | | | | | | | | |
| N | TRAF- | TRAF- | PARK- | TRAF- | TRAF- | CIVIL | CLAIMS | PROC. | S |
| ***** | | | | | | | | | |
| E | FIC | FIC | ING | FIC | FIC | | | | |
| ***** | | | | | | | | | |
| PENDING CASES AT THE BEGINNING OF THE YEAR..... | | | | | | | | | |
| INACTIVE BENCH WARRANTS..... | 10 | 19 | 9 | 0 | 10 | 0 | 0 | 0 | 38 |
| INACTIVE: NON-SERVICE..... | 20 | 124 | 47 | 0 | 39 | 2 | 12 | 4 | 232 |
| TOTAL (ADD LINES 10 AND 20)..... | 30 | 143 | 56 | 0 | 49 | 2 | 12 | 4 | 270 |
| ACTIVE PENDING..... | 40 | 135 | 72 | 0 | 143 | 10 | 70 | 28 | 468 |
| NEW CASES FILED THIS YEAR..... | 50 | 1437 | 811 | 0 | 1372 | 190 | 217 | 177 | 4266 |
| SUBTOTAL ACTIVE..... | 60 | 1572 | 883 | 0 | 1515 | 200 | 287 | 205 | 4734 |
| RE-OPENED CASES..... | | | | | | | | | |
| REMANDS FROM HIGHER COURTS..... | 70 | 1 | 0 | 0 | 0 | 0 | 0 | 0 | 1 |
| PROBATION VIOLATIONS..... | 80 | 0 | 0 | 0 | 0 | 0 | 0 | 0 | 0 |
| MISTRIALS..... | 85 | 0 | 0 | 0 | 0 | 0 | 0 | 0 | 0 |
| APPEARANCE AFTER BENCH WARRANT ISSUED..... | 90 | 11 | 10 | 0 | 11 | 0 | 4 | 0 | 36 |
| SERVICE MADE/ARRAIGNMENT..... | 95 | 127 | 87 | 0 | 87 | 4 | 46 | 12 | 378 |
| OTHER..... | 100 | 0 | 0 | 0 | 0 | 0 | 2 | 0 | 2 |
| SUBTOTAL (ADD LINES 70 THROUGH 100)..... | 110 | 139 | 97 | 0 | 98 | 4 | 52 | 12 | 417 |
| TOTAL ACTIVE CASELOAD THIS YEAR (ADD LINES 60 AND 110)..... | 120 | 1711 | 980 | 0 | 1613 | 204 | 339 | 217 | 5151 |
| JUDICIAL DISPOSITIONS..... | | | | | | | | | |
| GUILTY PLEAS..... | 130 | 159 | 221 | 0 | 164 | 31 | 0 | 0 | 575 |
| TRIALS WITHOUT JURY..... | 140 | 17 | 13 | 0 | 25 | 4 | 20 | 38 | 118 |
| TRIALS BY JURY..... | 150 | 23 | 7 | 0 | 9 | 4 | 0 | 0 | 43 |
| DISMISSALS..... | 160 | 153 | 136 | 0 | 251 | 34 | 42 | 39 | 668 |
| PELIMINARY EXAMS WAIVED..... | 170 | 0 | 64 | 0 | 0 | 0 | 0 | 0 | 64 |
| PELIMINARY EXAMS CONDUCTED..... | 175 | 0 | 39 | 0 | 0 | 0 | 0 | 0 | 39 |
| BENCH WARRANTS..... | 180 | 7 | 13 | 0 | 14 | 1 | 8 | 0 | 43 |
| NO PROGRESS..... | 185 | 0 | 0 | 0 | 0 | 0 | 48 | 10 | 74 |
| OTHER JUDICIAL DISPOSITIONS..... | 190 | 1 | 22 | 0 | 10 | 6 | 131 | 86 | 291 |
| SUBTOTAL (ADD LINES 130 THROUGH 190)..... | 200 | 360 | 515 | 0 | 473 | 80 | 249 | 173 | 1915 |
| OTHER DISPOSITIONS..... | | | | | | | | | |
| MAGISTRATES..... | 210 | 757 | 353 | 0 | 702 | 118 | 0 | 0 | 1930 |
| TRAFFIC BUREAU..... | 220 | 399 | 0 | 0 | 260 | 0 | 0 | 0 | 659 |
| NON-SERVICE..... | 230 | 87 | 66 | 0 | 94 | 3 | 43 | 17 | 321 |
| SUBTOTAL (ADD LINES 210 THROUGH 230)..... | 240 | 1243 | 419 | 0 | 1056 | 121 | 43 | 17 | 2910 |
| TOTAL DISPOSITIONS (ADD LINES 200 AND 240)..... | 250 | 1603 | 934 | 0 | 1529 | 201 | 292 | 190 | 4825 |
| PENDING CASES AT THE END OF YEAR..... | | | | | | | | | |
| INACTIVE: BENCH WARRANTS (LINES 10 - 90 + 180)..... | 260 | 15 | 12 | 0 | 13 | 1 | 4 | 0 | 45 |
| INACTIVE: NON-SERVICE (LINES 20 - 95 + 230)..... | 270 | 84 | 26 | 0 | 46 | 1 | 9 | 9 | 175 |
| ACTIVE PENDING (SUBTRACT LINE 250 FROM LINE 120)..... | 280 | 108 | 46 | 0 | 84 | 3 | 47 | 27 | 326 |
| TOTAL CASES PENDING AT END OF YEAR(LINES 260+270+280)..... | 290 | 207 | 84 | 0 | 143 | 5 | 60 | 36 | 546 |
| CIVIL CASES PENDING OVER 1 YEAR..... | 300 | 0 | 0 | 0 | 0 | 0 | 0 | 0 | 0 |

REPORT OF DISTRICT CASELOAD

REGION 4

DISTRICT #80 - Div. 2

GLADWIN COUNTY

| | C R I M I N A L | | | | | C I V I L | | | T |
|---|-----------------|------------|-----------|-----------|-----------|-----------|--------|-------|------|
| | STATE OFFENSE | STATE ORD. | AND | ORDINANCE | | SUM- | MARY | A | |
| | TRAF- FIC | TRAF- FIC | PARK- ING | TRAF- FIC | TRAF- FIC | CIVIL | CLAIMS | PROC. | S |
| PENDING CASES AT THE BEGINNING OF THE YEAR..... | | | | | | | | | |
| INACTIVE BENCH WARRANTS..... | 10 | 9 | 23 | 0 | 8 | 5 | 0 | 0 | 45 |
| INACTIVE: NON-SERVICE..... | 20 | 41 | 55 | 0 | 18 | 0 | 6 | 6 | 129 |
| TOTAL (ADD LINES 10 AND 20)..... | 30 | 50 | 78 | 0 | 26 | 5 | 6 | 6 | 174 |
| ACTIVE PENDING..... | 40 | 104 | 106 | 0 | 26 | 2 | 28 | 8 | 278 |
| NEW CASES FILED THIS YEAR..... | 50 | 2137 | 1387 | 0 | 375 | 39 | 131 | 114 | 4231 |
| SUBTOTAL ACTIVE..... | 60 | 2241 | 1493 | 0 | 401 | 41 | 159 | 122 | 4509 |
| RE-OPENED CASES..... | | | | | | | | | |
| REMANDS FROM HIGHER COURTS..... | 70 | 0 | 0 | 0 | 0 | 0 | 0 | 0 | 0 |
| PROBATION VIOLATIONS..... | 80 | 0 | 0 | 0 | 0 | 0 | 0 | 0 | 0 |
| MISTRIALS..... | 85 | 0 | 0 | 0 | 0 | 0 | 0 | 0 | 0 |
| APPEARANCE AFTER BENCH WARRANT ISSUED..... | 90 | 20 | 21 | 0 | 8 | 1 | 0 | 0 | 50 |
| SERVICE MADE/ARRAIGNMENT..... | 95 | 78 | 69 | 0 | 18 | 2 | 60 | 20 | 263 |
| OTHER..... | 100 | 0 | 0 | 0 | 0 | 0 | 1 | 0 | 1 |
| SUBTOTAL (ADD LINES 70 THROUGH 100)..... | 110 | 98 | 90 | 0 | 26 | 3 | 61 | 20 | 314 |
| TOTAL ACTIVE CASELOAD THIS YEAR (ADD LINES 60 AND 110)..... | 120 | 2339 | 1583 | 0 | 427 | 44 | 220 | 142 | 4823 |
| JUDICIAL DISPOSITIONS..... | | | | | | | | | |
| GUILTY PLEAS..... | 130 | 226 | 190 | 0 | 48 | 14 | 0 | 0 | 478 |
| TRIALS WITHOUT JURY..... | 140 | 36 | 39 | 0 | 23 | 3 | 7 | 17 | 127 |
| TRIALS BY JURY..... | 150 | 6 | 11 | 0 | 2 | 0 | 0 | 0 | 19 |
| DISMISSALS..... | 160 | 179 | 134 | 0 | 66 | 5 | 43 | 49 | 493 |
| PELIMINARY EXAMS WAIVED..... | 170 | 0 | 39 | 0 | 0 | 0 | 0 | 0 | 39 |
| PELIMINARY EXAMS CONDUCTED..... | 175 | 0 | 23 | 0 | 0 | 0 | 0 | 0 | 23 |
| BENCH WARRANTS..... | 180 | 25 | 27 | 0 | 15 | 1 | 0 | 0 | 68 |
| NO PROGRESS..... | 185 | 0 | 0 | 0 | 0 | 0 | 0 | 0 | 0 |
| OTHER JUDICIAL DISPOSITIONS..... | 190 | 2 | 40 | 0 | 0 | 1 | 64 | 46 | 179 |
| SUBTOTAL (ADD LINES 130 THROUGH 190)..... | 200 | 474 | 503 | 0 | 154 | 24 | 114 | 112 | 1426 |
| OTHER DISPOSITIONS..... | | | | | | | | | |
| MAGISTRATES..... | 210 | 343 | 842 | 0 | 79 | 7 | 0 | 0 | 1271 |
| TRAFFIC BUREAU..... | 220 | 1239 | 0 | 0 | 136 | 0 | 0 | 0 | 1375 |
| NON-SERVICE..... | 230 | 101 | 103 | 0 | 7 | 4 | 65 | 20 | 317 |
| SUBTOTAL (ADD LINES 210 THROUGH 230)..... | 240 | 1683 | 945 | 0 | 222 | 11 | 65 | 20 | 2963 |
| TOTAL DISPOSITIONS (ADD LINES 200 AND 240)..... | 250 | 2157 | 1448 | 0 | 376 | 35 | 179 | 132 | 4389 |
| PENDING CASES AT THE END OF YEAR..... | | | | | | | | | |
| INACTIVE: BENCH WARRANTS (LINES 10 - 90 + 180)..... | 260 | 14 | 29 | 0 | 15 | 5 | 0 | 0 | 63 |
| INACTIVE: NON-SERVICE (LINES 20 - 95 + 230)..... | 270 | 64 | 89 | 0 | 7 | 2 | 11 | 6 | 183 |
| ACTIVE PENDING (SUBTRACT LINE 250 FROM LINE 120)..... | 280 | 182 | 135 | 0 | 51 | 9 | 41 | 10 | 434 |
| TOTAL CASES PENDING AT END OF YEAR (LINES 260+270+280)..... | 290 | 260 | 253 | 0 | 73 | 16 | 52 | 16 | 680 |
| CIVIL CASES PENDING OVER 1 YEAR..... | 300 | 0 | 0 | 0 | 0 | 0 | 0 | 0 | 0 |

REPORT OF DISTRICT CASELOAD

REGION 4

DISTRICT #80

COURT SUMMARY

| ***** | | | | | | | | | |
|---|-------|-------|-------|-------|-----------|-------|--------|-------|------|
| * CRIMINAL * | | | | | * CIVIL * | | | * T * | |
| ***** | | | | | | | | | |
| * STATE OFFENSE * STATE * ORDINANCE * * * * * | | | | | | | | | |
| L | STATE | STATE | ORD. | ORD. | ORD. | CIVIL | SMALL | SUM- | A |
| I | TRAF- | TRAF- | PARK- | TRAF- | TRAF- | CIVIL | CLAIMS | MARY | L |
| N | FIC | FIC | ING | FIC | FIC | | | PROC. | S |
| E | | | | | | | | | |
| ***** | | | | | | | | | |
| PENDING CASES AT THE BEGINNING OF THE YEAR..... | | | | | | | | | |
| INACTIVE BENCH WARRANTS..... | 10 | 28 | 32 | 0 | 18 | 5 | 0 | 0 | 83 |
| INACTIVE: NON-SERVICE..... | 20 | 165 | 102 | 0 | 57 | 2 | 18 | 7 | 361 |
| TOTAL (ADD LINES 10 AND 20)..... | 30 | 193 | 134 | 0 | 75 | 7 | 18 | 7 | 444 |
| ACTIVE PENDING..... | 40 | 239 | 178 | 0 | 169 | 12 | 98 | 14 | 746 |
| NEW CASES FILED THIS YEAR..... | 50 | 3574 | 2198 | 0 | 1747 | 229 | 348 | 291 | 8497 |
| SUBTOTAL ACTIVE..... | 60 | 3813 | 2376 | 0 | 1916 | 241 | 446 | 124 | 9243 |
| RE-OPENED CASES..... | | | | | | | | | |
| REMANDS FROM HIGHER COURTS..... | 70 | 1 | 0 | 0 | 0 | 0 | 0 | 0 | 1 |
| PROBATION VIOLATIONS..... | 80 | 0 | 0 | 0 | 0 | 0 | 0 | 0 | 0 |
| MISTRIALS..... | 85 | 0 | 0 | 0 | 0 | 0 | 0 | 0 | 0 |
| APPEARANCE AFTER BENCH WARRANT ISSUED..... | 90 | 31 | 31 | 0 | 19 | 1 | 4 | 0 | 86 |
| SERVICE MADE/ARRAIGNMENT..... | 95 | 205 | 156 | 0 | 105 | 6 | 106 | 31 | 641 |
| OTHER..... | 100 | 0 | 0 | 0 | 0 | 0 | 3 | 0 | 3 |
| SUBTOTAL (ADD LINES 70 THROUGH 100)..... | 110 | 237 | 187 | 0 | 124 | 7 | 113 | 32 | 731 |
| TOTAL ACTIVE CASELOAD THIS YEAR (ADD LINES 60 AND 110)..... | 120 | 4050 | 2563 | 0 | 2040 | 248 | 559 | 155 | 9974 |
| JUDICIAL DISPOSITIONS..... | | | | | | | | | |
| GUILTY PLEAS..... | 130 | 385 | 411 | 0 | 212 | 45 | 0 | 0 | 1053 |
| TRIALS WITHOUT JURY..... | 140 | 53 | 52 | 0 | 48 | 7 | 27 | 3 | 245 |
| TRIALS BY JURY..... | 150 | 29 | 18 | 0 | 11 | 4 | 0 | 0 | 62 |
| DISMISSALS..... | 160 | 332 | 270 | 0 | 317 | 39 | 85 | 30 | 1161 |
| PELIMINARY EXAMS WAIVED..... | 170 | 0 | 103 | 0 | 0 | 0 | 0 | 0 | 103 |
| PELIMINARY EXAMS CONDUCTED..... | 175 | 0 | 62 | 0 | 0 | 0 | 0 | 0 | 62 |
| BENCH WARRANTS..... | 180 | 32 | 40 | 0 | 29 | 2 | 8 | 0 | 111 |
| NO PROGRESS..... | 185 | 0 | 0 | 0 | 0 | 0 | 48 | 10 | 74 |
| OTHER JUDICIAL DISPOSITIONS..... | 190 | 3 | 62 | 0 | 10 | 7 | 195 | 132 | 470 |
| SUBTOTAL (ADD LINES 130 THROUGH 190)..... | 200 | 834 | 1018 | 0 | 627 | 104 | 363 | 110 | 3341 |
| OTHER DISPOSITIONS..... | | | | | | | | | |
| MAGISTRATES..... | 210 | 1100 | 1195 | 0 | 781 | 125 | 0 | 0 | 3201 |
| TRAFFIC BUREAU..... | 220 | 1638 | 0 | 0 | 396 | 0 | 0 | 0 | 2034 |
| NON-SERVICE..... | 230 | 188 | 169 | 0 | 101 | 7 | 108 | 28 | 638 |
| SUBTOTAL (ADD LINES 210 THROUGH 230)..... | 240 | 2926 | 1364 | 0 | 1278 | 132 | 108 | 28 | 5873 |
| TOTAL DISPOSITIONS (ADD LINES 200 AND 240)..... | 250 | 3760 | 2382 | 0 | 1905 | 236 | 471 | 138 | 9214 |
| PENDING CASES AT THE END OF YEAR..... | | | | | | | | | |
| INACTIVE: BENCH WARRANTS (LINES 10 - 90 + 180)..... | 260 | 29 | 41 | 0 | 28 | 6 | 4 | 0 | 108 |
| INACTIVE: NON-SERVICE (LINES 20 - 95 + 230)..... | 270 | 148 | 115 | 0 | 53 | 3 | 20 | 4 | 358 |
| ACTIVE PENDING (SUBTRACT LINE 250 FROM LINE 120)..... | 280 | 290 | 181 | 0 | 135 | 12 | 88 | 17 | 760 |
| TOTAL CASES PENDING AT END OF YEAR(LINES 260+270+280)..... | 290 | 467 | 337 | 0 | 216 | 21 | 112 | 21 | 1226 |
| CIVIL CASES PENDING OVER 1 YEAR..... | | | | | | | | | |
| | 300 | 0 | 0 | 0 | 0 | 0 | 0 | 0 | 0 |

REPORT OF DISTRICT CASELOAD

REGION 4

DISTRICT #81 - Div. 1

ARENAC COUNTY

| ***** | | | | | | | | | | |
|---|-------------|---------------|-------------|-----------|---------------|-----------|------------|-----------|-----------|-----------|
| * C R I M I N A L * | | | | | * C I V I L * | | | * T * | | |
| ***** | | | | | | | | | | |
| * STATE OFFENSE * | * STATE * | * ORDINANCE * | | | * SMALL * | * SUM- * | | | | |
| ***** | | | | | | | | | | |
| L * * * * * | I * * * * * | N * * * * * | E * * * * * | ORD. | NON | NON | CIVIL | CLAIMS | MARY | A |
| * TRAF- * | * TRAF- * | * PARK- * | * TRAF- * | * TRAF- * | * CIVIL * | * SMALL * | * CLAIMS * | * MARY * | * PROC. * | * S * |
| * FIC * | * FIC * | * ING * | * FIC * | * FIC * | * * * * * | * * * * * | * * * * * | * * * * * | * * * * * | * * * * * |
| ***** | | | | | | | | | | |
| PENDING CASES AT THE BEGINNING OF THE YEAR..... | | | | | | | | | | |
| INACTIVE BENCH WARRANTS..... | 10 | 26 | 15 | 0 | 3 | 0 | 0 | 0 | 0 | 44 |
| INACTIVE: NON-SERVICE..... | 20 | 148 | 83 | 0 | 3 | 1 | 0 | 0 | 0 | 235 |
| TOTAL (ADD LINES 10 AND 20)..... | 30 | 174 | 98 | 0 | 6 | 1 | 0 | 0 | 0 | 279 |
| ACTIVE PENDING..... | 40 | 142 | 19 | 0 | 16 | 0 | 47 | 27 | 3 | 254 |
| NEW CASES FILED THIS YEAR..... | 50 | 3293 | 803 | 0 | 108 | 12 | 166 | 158 | 14 | 4554 |
| SUBTOTAL ACTIVE..... | 60 | 3435 | 822 | 0 | 124 | 12 | 213 | 185 | 17 | 4808 |
| RE-OPENED CASES..... | | | | | | | | | | |
| REMANDS FROM HIGHER COURTS..... | 70 | 0 | 4 | 0 | 0 | 0 | 0 | 0 | 0 | 4 |
| PROBATION VIOLATIONS..... | 80 | 0 | 0 | 0 | 0 | 0 | 0 | 0 | 0 | 0 |
| MISTRIALS..... | 85 | 0 | 0 | 0 | 0 | 0 | 0 | 0 | 0 | 0 |
| APPEARANCE AFTER BENCH WARRANT ISSUED..... | 90 | 19 | 32 | 0 | 5 | 2 | 0 | 0 | 0 | 58 |
| SERVICE MADE/ARRAIGNMENT..... | 95 | 127 | 99 | 0 | 8 | 3 | 0 | 0 | 0 | 237 |
| OTHER..... | 100 | 0 | 0 | 0 | 0 | 0 | 0 | 0 | 0 | 0 |
| SUBTOTAL (ADD LINES 70 THROUGH 100)..... | 110 | 146 | 135 | 0 | 13 | 5 | 0 | 0 | 0 | 299 |
| TOTAL ACTIVE CASELOAD THIS YEAR (ADD LINES 60 AND 110)..... | 120 | 3581 | 957 | 0 | 137 | 17 | 213 | 185 | 17 | 5107 |
| JUDICIAL DISPOSITIONS..... | | | | | | | | | | |
| GUILTY PLEAS..... | 130 | 154 | 57 | 0 | 7 | 5 | 0 | 0 | 0 | 223 |
| TRIALS WITHOUT JURY..... | 140 | 30 | 7 | 0 | 1 | 1 | 24 | 58 | 6 | 127 |
| TRIALS BY JURY..... | 150 | 5 | 4 | 0 | 0 | 0 | 0 | 0 | 0 | 9 |
| DISMISSALS..... | 160 | 1 | 4 | 0 | 0 | 0 | 0 | 0 | 0 | 5 |
| PELIMINARY EXAMS WAIVED..... | 170 | 0 | 58 | 0 | 0 | 0 | 0 | 0 | 0 | 58 |
| PELIMINARY EXAMS CONDUCTED..... | 175 | 0 | 22 | 0 | 0 | 0 | 0 | 0 | 0 | 22 |
| BENCH WARRANTS..... | 180 | 25 | 32 | 0 | 3 | 2 | 0 | 0 | 0 | 62 |
| NO PROGRESS..... | 185 | 0 | 0 | 0 | 0 | 0 | 0 | 0 | 0 | 0 |
| OTHER JUDICIAL DISPOSITIONS..... | 190 | 31 | 58 | 0 | 0 | 1 | 150 | 123 | 9 | 372 |
| SUBTOTAL (ADD LINES 130 THROUGH 190)..... | 200 | 246 | 242 | 0 | 11 | 9 | 174 | 181 | 15 | 878 |
| OTHER DISPOSITIONS..... | | | | | | | | | | |
| MAGISTRATES..... | 210 | 3002 | 596 | 0 | 110 | 6 | 0 | 0 | 0 | 3714 |
| TRAFFIC BUREAU..... | 220 | 0 | 0 | 0 | 0 | 0 | 0 | 0 | 0 | 0 |
| NON-SERVICE..... | 230 | 134 | 101 | 0 | 7 | 2 | 0 | 0 | 0 | 244 |
| SUBTOTAL (ADD LINES 210 THROUGH 230)..... | 240 | 3136 | 697 | 0 | 117 | 8 | 0 | 0 | 0 | 3958 |
| TOTAL DISPOSITIONS (ADD LINES 200 AND 240)..... | 250 | 3382 | 939 | 0 | 128 | 17 | 174 | 181 | 15 | 4836 |
| PENDING CASES AT THE END OF YEAR..... | | | | | | | | | | |
| INACTIVE: BENCH WARRANTS (LINES 10 - 90 + 180)..... | 260 | 32 | 15 | 0 | 1 | 0 | 0 | 0 | 0 | 48 |
| INACTIVE: NON-SERVICE (LINES 20 - 95 + 230)..... | 270 | 155 | 85 | 0 | 2 | 0 | 0 | 0 | 0 | 242 |
| ACTIVE PENDING (SUBTRACT LINE 250 FROM LINE 120)..... | 280 | 199 | 18 | 0 | 9 | 0 | 39 | 4 | 2 | 271 |
| TOTAL CASES PENDING AT END OF YEAR (LINES 260+270+280)..... | 290 | 386 | 118 | 0 | 12 | 0 | 39 | 4 | 2 | 561 |
| CIVIL CASES PENDING OVER 1 YEAR..... | 300 | 0 | 0 | 0 | 0 | 0 | 0 | 0 | 0 | 0 |

REPORT OF DISTRICT CASELOAD

REGION 4

DISTRICT #81 - Div. 2

IOSCO COUNTY

| ***** | | | | | | | | | |
|---|-------|-------|---------|---------|---------------|---------|----------|---------|------|
| * C R I M I N A L * | | | | | * C I V I L * | | | * T * | |
| ***** | | | | | | | | | |
| * STATE OFFENSE * STATE * ORDINANCE * * * * * | | | | | | | | | |
| ***** | | | | | | | | | |
| L | * NON | * AND | * TRAF- | * TRAF- | * NON | * CIVIL | * SMALL | * MARY | * S |
| E | * FIC | * FIC | * ING | * FIC | * FIC | * CIVIL | * CLAIMS | * PROC. | * S |
| ***** | | | | | | | | | |
| ***** | | | | | | | | | |
| PENDING CASES AT THE BEGINNING OF THE YEAR..... | | | | | | | | | |
| INACTIVE BENCH WARRANTS..... | 10 | 35 | 25 | 1 | 5 | 4 | 0 | 0 | 70 |
| INACTIVE: NON-SERVICE..... | 20 | 63 | 143 | 24 | 8 | 3 | 4 | 0 | 248 |
| TOTAL (ADD LINES 10 AND 20)..... | 30 | 98 | 168 | 25 | 13 | 7 | 4 | 0 | 318 |
| ACTIVE PENDING..... | 40 | 246 | 168 | 7 | 29 | 7 | 66 | 13 | 539 |
| NEW CASES FILED THIS YEAR..... | 50 | 4503 | 1955 | 253 | 524 | 108 | 131 | 156 | 7646 |
| SUBTOTAL ACTIVE..... | 60 | 4749 | 2123 | 260 | 553 | 115 | 197 | 169 | 8185 |
| RE-OPENED CASES..... | | | | | | | | | |
| REMANDS FROM HIGHER COURTS..... | 70 | 1 | 5 | 0 | 0 | 0 | 0 | 0 | 6 |
| PROBATION VIOLATIONS..... | 80 | 2 | 4 | 0 | 0 | 0 | 0 | 0 | 6 |
| MISTRIALS..... | 85 | 0 | 0 | 0 | 0 | 0 | 0 | 0 | 0 |
| APPEARANCE AFTER BENCH WARRANT ISSUED..... | 90 | 44 | 32 | 1 | 4 | 3 | 0 | 0 | 84 |
| SERVICE MADE/ARRAIGNMENT..... | 95 | 225 | 487 | 1 | 18 | 9 | 13 | 33 | 787 |
| OTHER..... | 100 | 0 | 0 | 0 | 0 | 0 | 0 | 0 | 0 |
| SUBTOTAL (ADD LINES 70 THROUGH 100)..... | 110 | 272 | 528 | 2 | 22 | 12 | 13 | 33 | 883 |
| TOTAL ACTIVE CASELOAD THIS YEAR (ADD LINES 60 AND 110)..... | 120 | 5021 | 2651 | 262 | 575 | 127 | 210 | 202 | 9068 |
| JUDICIAL DISPOSITIONS..... | | | | | | | | | |
| GUILTY PLEAS..... | 130 | 600 | 245 | 2 | 65 | 45 | 0 | 0 | 957 |
| TRIALS WITHOUT JURY..... | 140 | 41 | 19 | 0 | 2 | 2 | 24 | 34 | 122 |
| TRIALS BY JURY..... | 150 | 8 | 4 | 0 | 2 | 1 | 1 | 0 | 16 |
| DISMISSALS..... | 160 | 160 | 115 | 13 | 11 | 2 | 37 | 60 | 404 |
| PELIMINARY EXAMS WAIVED..... | 170 | 8 | 84 | 0 | 0 | 0 | 0 | 0 | 92 |
| PELIMINARY EXAMS CONDUCTED..... | 175 | 3 | 55 | 0 | 0 | 0 | 0 | 0 | 58 |
| BENCH WARRANTS..... | 180 | 78 | 34 | 0 | 6 | 2 | 0 | 0 | 120 |
| NO PROGRESS..... | 185 | 0 | 0 | 0 | 0 | 0 | 8 | 3 | 11 |
| OTHER JUDICIAL DISPOSITIONS..... | 190 | 69 | 0 | 0 | 10 | 0 | 62 | 73 | 220 |
| SUBTOTAL (ADD LINES 130 THROUGH 190)..... | 200 | 967 | 556 | 15 | 96 | 52 | 132 | 170 | 2000 |
| OTHER DISPOSITIONS..... | | | | | | | | | |
| MAGISTRATES..... | 210 | 3537 | 1378 | 213 | 433 | 55 | 0 | 0 | 5616 |
| TRAFFIC BUREAU..... | 220 | 20 | 14 | 0 | 0 | 0 | 0 | 0 | 34 |
| NON-SERVICE..... | 230 | 291 | 546 | 18 | 20 | 17 | 10 | 29 | 933 |
| SUBTOTAL (ADD LINES 210 THROUGH 230)..... | 240 | 3848 | 1938 | 231 | 453 | 72 | 10 | 29 | 6583 |
| TOTAL DISPOSITIONS (ADD LINES 200 AND 240)..... | 250 | 4815 | 2494 | 246 | 549 | 124 | 142 | 199 | 8583 |
| PENDING CASES AT THE END OF YEAR..... | | | | | | | | | |
| INACTIVE: BENCH WARRANTS (LINES 10 - 90 + 180)..... | 260 | 69 | 27 | 0 | 7 | 3 | 0 | 0 | 106 |
| INACTIVE: NON-SERVICE (LINES 20 - 95 + 230)..... | 270 | 129 | 202 | 41 | 10 | 11 | 0 | 1 | 394 |
| ACTIVE PENDING (SUBTRACT LINE 250 FROM LINE 120)..... | 280 | 206 | 157 | 16 | 26 | 3 | 68 | 3 | 485 |
| TOTAL CASES PENDING AT END OF YEAR(LINES 260+270+280)..... | 290 | 404 | 386 | 57 | 43 | 17 | 68 | 3 | 985 |
| CIVIL CASES PENDING OVER 1 YEAR..... | | | | | | | | | |
| | 300 | 0 | 0 | 0 | 0 | 0 | 2 | 0 | 2 |

REPORT OF DISTRICT CASELOAD

REGION 4

DISTRICT #81

COURT SUMMARY

| ***** | | | | | | | | | | |
|---|---------|---------|-----------|---------|-----------|---------------|-----------|---------|-----------|-------|
| * C R I M I N A L * | | | | | | * C I V I L * | | | * T * | |
| ***** | | | | | | | | | | |
| * STATE OFFENSE * STATE * ORDINANCE * | | | | | | * * * * * | | | * T * | |
| ***** | | | | | | | | | | |
| L | * NON | * AND | * * * * * | * NON | * * * * * | * SUM- | * MARY | | * A * | |
| N | * TRAF- | * TRAF- | * PARK- | * TRAF- | * TRAF- | * CIVIL | * CLAIMS* | * PROC. | * S * | |
| E | * FIC | * FIC | * ING | * FIC | * FIC | * * * * * | * * * * * | | * * * * * | |
| ***** | | | | | | | | | | |
| PENDING CASES AT THE BEGINNING OF THE YEAR..... | | | | | | | | | | |
| INACTIVE BENCH WARRANTS..... | 10 | 61 | 40 | 1 | 8 | 4 | 0 | 0 | 0 | 114 |
| INACTIVE: NON-SERVICE..... | 20 | 211 | 226 | 24 | 11 | 4 | 3 | 4 | 0 | 483 |
| TOTAL (ADD LINES 10 AND 20)..... | 30 | 272 | 266 | 25 | 19 | 8 | 3 | 4 | 0 | 597 |
| ACTIVE PENDING..... | 40 | 388 | 187 | 7 | 45 | 7 | 113 | 40 | 6 | 793 |
| NEW CASES FILED THIS YEAR..... | 50 | 7796 | 2758 | 253 | 632 | 120 | 297 | 314 | 30 | 12200 |
| SUBTOTAL ACTIVE..... | 60 | 8184 | 2945 | 260 | 677 | 127 | 410 | 354 | 36 | 12993 |
| RE-OPENED CASES..... | | | | | | | | | | |
| REMANDS FROM HIGHER COURTS..... | 70 | 1 | 9 | 0 | 0 | 0 | 0 | 0 | 0 | 10 |
| PROBATION VIOLATIONS..... | 80 | 2 | 4 | 0 | 0 | 0 | 0 | 0 | 0 | 6 |
| MISTRIALS..... | 85 | 0 | 0 | 0 | 0 | 0 | 0 | 0 | 0 | 0 |
| APPEARANCE AFTER BENCH WARRANT ISSUED..... | 90 | 63 | 64 | 1 | 9 | 5 | 0 | 0 | 0 | 142 |
| SERVICE MADE/ARRAIGNMENT..... | 95 | 352 | 586 | 1 | 26 | 12 | 13 | 33 | 1 | 1024 |
| OTHER..... | 100 | 0 | 0 | 0 | 0 | 0 | 0 | 0 | 0 | 0 |
| SUBTOTAL (ADD LINES 70 THROUGH 100)..... | 110 | 418 | 663 | 2 | 35 | 17 | 13 | 33 | 1 | 1182 |
| TOTAL ACTIVE CASELOAD THIS YEAR (ADD LINES 60 AND 110)..... | 120 | 8602 | 3608 | 262 | 712 | 144 | 423 | 387 | 37 | 14175 |
| JUDICIAL DISPOSITIONS..... | | | | | | | | | | |
| GUILTY PLEAS..... | 130 | 754 | 302 | 2 | 72 | 50 | 0 | 0 | 0 | 1180 |
| TRIALS WITHOUT JURY..... | 140 | 71 | 26 | 0 | 3 | 3 | 48 | 92 | 6 | 249 |
| TRIALS BY JURY..... | 150 | 13 | 8 | 0 | 2 | 1 | 1 | 0 | 0 | 25 |
| DISMISSALS..... | 160 | 161 | 119 | 13 | 11 | 2 | 37 | 60 | 6 | 409 |
| PELIMINARY EXAMS WAIVED..... | 170 | 8 | 142 | 0 | 0 | 0 | 0 | 0 | 0 | 150 |
| PELIMINARY EXAMS CONDUCTED..... | 175 | 3 | 77 | 0 | 0 | 0 | 0 | 0 | 0 | 80 |
| BENCH WARRANTS..... | 180 | 103 | 66 | 0 | 9 | 4 | 0 | 0 | 0 | 182 |
| NO PROGRESS..... | 185 | 0 | 0 | 0 | 0 | 0 | 8 | 3 | 0 | 11 |
| OTHER JUDICIAL DISPOSITIONS..... | 190 | 100 | 58 | 0 | 10 | 1 | 212 | 196 | 15 | 592 |
| SUBTOTAL (ADD LINES 130 THROUGH 190)..... | 200 | 1213 | 798 | 15 | 107 | 61 | 306 | 351 | 27 | 2878 |
| OTHER DISPOSITIONS..... | | | | | | | | | | |
| MAGISTRATES..... | 210 | 6539 | 1974 | 213 | 543 | 61 | 0 | 0 | 0 | 9330 |
| TRAFFIC BUREAU..... | 220 | 20 | 14 | 0 | 0 | 0 | 0 | 0 | 0 | 34 |
| NON-SERVICE..... | 230 | 425 | 647 | 18 | 27 | 19 | 10 | 29 | 2 | 1177 |
| SUBTOTAL (ADD LINES 210 THROUGH 230)..... | 240 | 6984 | 2635 | 231 | 570 | 80 | 10 | 29 | 2 | 10541 |
| TOTAL DISPOSITIONS (ADD LINES 200 AND 240)..... | 250 | 8197 | 3433 | 246 | 677 | 141 | 316 | 380 | 29 | 13419 |
| PENDING CASES AT THE END OF YEAR..... | | | | | | | | | | |
| INACTIVE: BENCH WARRANTS (LINES 10 - 90 + 180)..... | 260 | 101 | 42 | 0 | 8 | 3 | 0 | 0 | 0 | 154 |
| INACTIVE: NON-SERVICE (LINES 20 - 95 + 230)..... | 270 | 284 | 287 | 41 | 12 | 11 | 0 | 0 | 1 | 636 |
| ACTIVE PENDING (SUBTRACT LINE 250 FROM LINE 120)..... | 280 | 405 | 175 | 16 | 35 | 3 | 107 | 7 | 8 | 756 |
| TOTAL CASES PENDING AT END OF YEAR(LINES 260+270+280)..... | 290 | 790 | 504 | 57 | 55 | 17 | 107 | 7 | 9 | 1546 |
| CIVIL CASES PENDING OVER 1 YEAR..... | 300 | 0 | 0 | 0 | 0 | 0 | 2 | 0 | 0 | 2 |

REPORT OF DISTRICT CASELOAD

REGION 4

DISTRICT #82 - Div. 1

ALCONA COUNTY

| ***** | | | | | | | | | | |
|---|---------------------|---------|-------------|---------|---------|---------------|----------|---------|----|------|
| | * C R I M I N A L * | | | | | * C I V I L * | | | T | |
| | ***** | | | | | ***** | | | O | |
| | * STATE OFFENSE | * STATE | * ORDINANCE | | | | | | T | |
| L | ***** | ORD. | ***** | | | | | SUM- | A | |
| I | * NON | * AND | * NON | | | | * SMALL | * MARY | L | |
| N | * TRAF- | * TRAF- | * PARK- | * TRAF- | * TRAF- | * CIVIL | * CLAIMS | * PROC. | S | |
| E | * FIC | * FIC | * ING | * FIC | * FIC | | | | | |
| ***** | | | | | | | | | | |
| PENDING CASES AT THE BEGINNING OF THE YEAR..... | | | | | | | | | | |
| INACTIVE BENCH WARRANTS..... | 10 | 3 | 1 | 0 | 0 | 0 | 0 | 0 | 0 | 4 |
| INACTIVE: NON-SERVICE..... | 20 | 3 | 13 | 0 | 0 | 0 | 0 | 0 | 0 | 16 |
| TOTAL (ADD LINES 10 AND 20)..... | 30 | 6 | 14 | 0 | 0 | 0 | 0 | 0 | 0 | 20 |
| ACTIVE PENDING..... | 40 | 90 | 65 | 0 | 0 | 0 | 22 | 3 | 4 | 184 |
| NEW CASES FILED THIS YEAR..... | 50 | 495 | 545 | 0 | 0 | 0 | 49 | 81 | 8 | 1178 |
| SUBTOTAL ACTIVE..... | 60 | 585 | 610 | 0 | 0 | 0 | 71 | 84 | 12 | 1362 |
| RE-OPENED CASES..... | | | | | | | | | | |
| REMANDS FROM HIGHER COURTS..... | 70 | 0 | 0 | 0 | 0 | 0 | 0 | 0 | 0 | 0 |
| PROBATION VIOLATIONS..... | 80 | 0 | 0 | 0 | 0 | 0 | 0 | 0 | 0 | 0 |
| MISTRIALS..... | 85 | 0 | 0 | 0 | 0 | 0 | 0 | 0 | 0 | 0 |
| APPEARANCE AFTER BENCH WARRANT ISSUED..... | 90 | 2 | 3 | 0 | 0 | 0 | 0 | 0 | 0 | 5 |
| SERVICE MADE/ARRAIGNMENT..... | 95 | 0 | 3 | 0 | 0 | 0 | 0 | 0 | 0 | 3 |
| OTHER..... | 100 | 0 | 0 | 0 | 0 | 0 | 0 | 0 | 0 | 0 |
| SUBTOTAL (ADD LINES 70 THROUGH 100)..... | 110 | 2 | 6 | 0 | 0 | 0 | 0 | 0 | 0 | 8 |
| TOTAL ACTIVE CASELOAD THIS YEAR (ADD LINES 60 AND 110)..... | 120 | 587 | 616 | 0 | 0 | 0 | 71 | 84 | 12 | 1370 |
| JUDICIAL DISPOSITIONS..... | | | | | | | | | | |
| GUILTY PLEAS..... | 130 | 39 | 62 | 0 | 0 | 0 | 0 | 0 | 0 | 101 |
| TRIALS WITHOUT JURY..... | 140 | 9 | 18 | 0 | 0 | 0 | 7 | 35 | 1 | 70 |
| TRIALS BY JURY..... | 150 | 2 | 1 | 0 | 0 | 0 | 0 | 0 | 0 | 3 |
| DISMISSALS..... | 160 | 9 | 57 | 0 | 0 | 0 | 19 | 25 | 6 | 116 |
| PELIMINARY EXAMS WAIVED..... | 170 | 0 | 9 | 0 | 0 | 0 | 0 | 0 | 0 | 9 |
| PELIMINARY EXAMS CONDUCTED..... | 175 | 0 | 8 | 0 | 0 | 0 | 0 | 0 | 0 | 8 |
| BENCH WARRANTS..... | 180 | 2 | 3 | 0 | 0 | 0 | 0 | 0 | 0 | 5 |
| NO PROGRESS..... | 185 | 0 | 0 | 0 | 0 | 0 | 3 | 0 | 0 | 3 |
| OTHER JUDICIAL DISPOSITIONS..... | 190 | 1 | 1 | 0 | 0 | 0 | 21 | 14 | 3 | 40 |
| SUBTOTAL (ADD LINES 130 THROUGH 190)..... | 200 | 62 | 159 | 0 | 0 | 0 | 50 | 74 | 10 | 355 |
| OTHER DISPOSITIONS..... | | | | | | | | | | |
| MAGISTRATES..... | 210 | 458 | 344 | 0 | 0 | 0 | 0 | 0 | 0 | 802 |
| TRAFFIC BUREAU..... | 220 | 0 | 0 | 0 | 0 | 0 | 0 | 0 | 0 | 0 |
| NON-SERVICE..... | 230 | 18 | 0 | 0 | 0 | 0 | 0 | 0 | 0 | 18 |
| SUBTOTAL (ADD LINES 210 THROUGH 230)..... | 240 | 476 | 344 | 0 | 0 | 0 | 0 | 0 | 0 | 820 |
| TOTAL DISPOSITIONS (ADD LINES 200 AND 240)..... | 250 | 538 | 503 | 0 | 0 | 0 | 50 | 74 | 10 | 1175 |
| PENDING CASES AT THE END OF YEAR..... | | | | | | | | | | |
| INACTIVE: BENCH WARRANTS (LINES 10 - 90 + 180)..... | 260 | 3 | 1 | 0 | 0 | 0 | 0 | 0 | 0 | 4 |
| INACTIVE: NON-SERVICE (LINES 20 - 95 + 230)..... | 270 | 21 | 10 | 0 | 0 | 0 | 0 | 0 | 0 | 31 |
| ACTIVE PENDING (SUBTRACT LINE 250 FROM LINE 120)..... | 280 | 49 | 113 | 0 | 0 | 0 | 21 | 10 | 2 | 195 |
| TOTAL CASES PENDING AT END OF YEAR(LINES 260+270+280)..... | 290 | 73 | 124 | 0 | 0 | 0 | 21 | 10 | 2 | 230 |
| CIVIL CASES PENDING OVER 1 YEAR..... | 300 | 0 | 0 | 0 | 0 | 0 | 4 | 0 | 0 | 4 |

REPORT OF DISTRICT CASELOAD

REGION 4

DISTRICT #82 - Div. 2

OGEMAW COUNTY

| ***** | | | | | | | | | | |
|---|---|---------|---------|---------|---------------|---------|----------|---------|-------|------|
| * C R I M I N A L * | | | | | * C I V I L * | | | | * T * | |
| * STATE OFFENSE * STATE * ORDINANCE * | | | | | * * * * * | | | | * D * | |
| L | * STATE | * NON | * AND | * ORD. | * NON | * CIVIL | * SMALL | * SUM- | * A * | |
| N | * TRAF- | * TRAF- | * PARK- | * TRAF- | * TRAF- | * CIVIL | * CLAIMS | * MARY | * L * | |
| E | * FIC | * FIC | * ING | * FIC | * FIC | * CIVIL | * CLAIMS | * PROC. | * S * | |
| ***** | | | | | | | | | | |
| PENDING CASES AT THE BEGINNING OF THE YEAR..... | | | | | | | | | | |
| | INACTIVE BENCH WARRANTS..... | 10 | 5 | 26 | 0 | 4 | 0 | 0 | 0 | 35 |
| | INACTIVE: NON-SERVICE..... | 20 | 105 | 75 | 0 | 29 | 1 | 7 | 6 | 224 |
| | TOTAL (ADD LINES 10 AND 20)..... | 30 | 110 | 101 | 0 | 33 | 1 | 7 | 6 | 259 |
| | ACTIVE PENDING..... | 40 | 390 | 129 | 0 | 125 | 9 | 59 | 4 | 720 |
| | NEW CASES FILED THIS YEAR..... | 50 | 4644 | 1010 | 0 | 723 | 45 | 122 | 192 | 6748 |
| | SUBTOTAL ACTIVE..... | 60 | 5034 | 1139 | 0 | 848 | 54 | 181 | 196 | 7468 |
| RE-OPENED CASES..... | | | | | | | | | | |
| | REMANDS FROM HIGHER COURTS..... | 70 | 0 | 0 | 0 | 0 | 0 | 0 | 0 | 0 |
| | PROBATION VIOLATIONS..... | 80 | 0 | 0 | 0 | 0 | 0 | 0 | 0 | 0 |
| | MISTRIALS..... | 85 | 0 | 0 | 0 | 0 | 0 | 0 | 0 | 0 |
| | APPEARANCE AFTER BENCH WARRANT ISSUED..... | 90 | 22 | 28 | 0 | 1 | 0 | 0 | 0 | 51 |
| | SERVICE MADE/ARRAIGNMENT..... | 95 | 185 | 79 | 0 | 46 | 1 | 7 | 7 | 326 |
| | OTHER..... | 100 | 137 | 41 | 0 | 24 | 0 | 1 | 3 | 206 |
| | SUBTOTAL (ADD LINES 70 THROUGH 100)..... | 110 | 344 | 148 | 0 | 71 | 1 | 8 | 10 | 583 |
| | TOTAL ACTIVE CASELOAD THIS YEAR (ADD LINES 60 AND 110)..... | 120 | 5378 | 1287 | 0 | 919 | 55 | 189 | 206 | 8051 |
| JUDICIAL DISPOSITIONS..... | | | | | | | | | | |
| | GUILTY PLEAS..... | 130 | 294 | 182 | 0 | 45 | 5 | 0 | 0 | 526 |
| | TRIALS WITHOUT JURY..... | 140 | 6 | 3 | 0 | 3 | 0 | 0 | 10 | 22 |
| | TRIALS BY JURY..... | 150 | 8 | 5 | 0 | 1 | 0 | 2 | 0 | 16 |
| | DISMISSALS..... | 160 | 525 | 272 | 0 | 58 | 2 | 18 | 46 | 926 |
| | PELIMINARY EXAMS WAIVED..... | 170 | 0 | 22 | 0 | 0 | 0 | 0 | 0 | 22 |
| | PELIMINARY EXAMS CONDUCTED..... | 175 | 0 | 21 | 0 | 0 | 0 | 0 | 0 | 21 |
| | BENCH WARRANTS..... | 180 | 46 | 26 | 0 | 2 | 2 | 0 | 0 | 76 |
| | NO PROGRESS..... | 185 | 0 | 0 | 0 | 0 | 0 | 6 | 9 | 16 |
| | OTHER JUDICIAL DISPOSITIONS..... | 190 | 0 | 0 | 0 | 0 | 0 | 89 | 65 | 161 |
| | SUBTOTAL (ADD LINES 130 THROUGH 190)..... | 200 | 879 | 531 | 0 | 109 | 9 | 115 | 130 | 1786 |
| OTHER DISPOSITIONS..... | | | | | | | | | | |
| | MAGISTRATES..... | 210 | 3779 | 408 | 0 | 728 | 41 | 0 | 0 | 4956 |
| | TRAFFIC BUREAU..... | 220 | 0 | 0 | 0 | 0 | 0 | 0 | 0 | 0 |
| | NON-SERVICE..... | 230 | 234 | 55 | 0 | 43 | 1 | 0 | 1 | 334 |
| | SUBTOTAL (ADD LINES 210 THROUGH 230)..... | 240 | 4013 | 463 | 0 | 771 | 42 | 0 | 1 | 5290 |
| | TOTAL DISPOSITIONS (ADD LINES 200 AND 240)..... | 250 | 4892 | 994 | 0 | 880 | 51 | 115 | 131 | 7076 |
| PENDING CASES AT THE END OF YEAR..... | | | | | | | | | | |
| | INACTIVE: BENCH WARRANTS (LINES 10 - 90 + 180)..... | 260 | 29 | 24 | 0 | 5 | 2 | 0 | 0 | 60 |
| | INACTIVE: NON-SERVICE (LINES 20 - 95 + 230)..... | 270 | 154 | 51 | 0 | 26 | 1 | 0 | 0 | 232 |
| | ACTIVE PENDING (SUBTRACT LINE 250 FROM LINE 120)..... | 280 | 486 | 293 | 0 | 39 | 4 | 74 | 75 | 975 |
| | TOTAL CASES PENDING AT END OF YEAR(LINES 260+270+280)..... | 290 | 669 | 368 | 0 | 70 | 7 | 74 | 75 | 1267 |
| CIVIL CASES PENDING OVER 1 YEAR..... | | | | | | | | | | |
| | | 300 | 0 | 0 | 0 | 0 | 0 | 0 | 0 | 0 |

REPORT OF DISTRICT CASELOAD

REGION 4

DISTRICT #82 - Div. 3

OSCODA COUNTY

| ***** | | | | | | | | | | |
|--|-----|------|-----|---|---|---|----|----|---|------|
| * C R I M I N A L * C I V I L * T * | | | | | | | | | | |
| ***** | | | | | | | | | | |
| * STATE OFFENSE * STATE * ORDINANCE * * * * * | | | | | | | | | | |
| L ***** ORD. ***** * * SUM- * A * | | | | | | | | | | |
| I * * NON * AND * * NON * * SMALL * MARY * L * | | | | | | | | | | |
| N * TRAF- * TRAF- * PARK- * TRAF- * TRAF- * CIVIL * CLAIMS * PROC. * S * | | | | | | | | | | |
| E * FIC * FIC * ING * FIC * FIC * * * * * * * | | | | | | | | | | |
| ***** | | | | | | | | | | |
| PENDING CASES AT THE BEGINNING OF THE YEAR..... | | | | | | | | | | |
| INACTIVE BENCH WARRANTS..... | 10 | 4 | 5 | 0 | 0 | 0 | 0 | 0 | 0 | 9 |
| INACTIVE: NON-SERVICE..... | 20 | 6 | 13 | 0 | 0 | 0 | 0 | 0 | 0 | 19 |
| TOTAL (ADD LINES 10 AND 20)..... | 30 | 10 | 18 | 0 | 0 | 0 | 0 | 0 | 0 | 28 |
| ACTIVE PENDING..... | 40 | 108 | 74 | 0 | 0 | 0 | 9 | 6 | 2 | 199 |
| NEW CASES FILED THIS YEAR..... | 50 | 1031 | 594 | 0 | 3 | 0 | 26 | 38 | 5 | 1697 |
| SUBTOTAL ACTIVE..... | 60 | 1139 | 668 | 0 | 3 | 0 | 35 | 44 | 7 | 1896 |
| RE-OPENED CASES..... | | | | | | | | | | |
| REMANDS FROM HIGHER COURTS..... | 70 | 6 | 2 | 0 | 0 | 0 | 0 | 0 | 0 | 8 |
| PROBATION VIOLATIONS..... | 80 | 0 | 0 | 0 | 0 | 0 | 0 | 0 | 0 | 0 |
| MISTRIALS..... | 85 | 0 | 0 | 0 | 0 | 0 | 0 | 0 | 0 | 0 |
| APPEARANCE AFTER BENCH WARRANT ISSUED..... | 90 | 4 | 5 | 0 | 0 | 0 | 0 | 0 | 0 | 9 |
| SERVICE MADE/ARRAIGNMENT..... | 95 | 7 | 1 | 0 | 0 | 0 | 0 | 0 | 0 | 8 |
| OTHER..... | 100 | 0 | 0 | 0 | 0 | 0 | 0 | 0 | 0 | 0 |
| SUBTOTAL (ADD LINES 70 THROUGH 100)..... | 110 | 17 | 8 | 0 | 0 | 0 | 0 | 0 | 0 | 25 |
| TOTAL ACTIVE CASELOAD THIS YEAR (ADD LINES 60 AND 110)..... | 120 | 1156 | 676 | 0 | 3 | 0 | 35 | 44 | 7 | 1921 |
| JUDICIAL DISPOSITIONS..... | | | | | | | | | | |
| GUILTY PLEAS..... | 130 | 65 | 53 | 0 | 0 | 0 | 0 | 0 | 0 | 118 |
| TRIALS WITHOUT JURY..... | 140 | 8 | 5 | 0 | 0 | 0 | 3 | 0 | 0 | 16 |
| TRIALS BY JURY..... | 150 | 1 | 1 | 0 | 0 | 0 | 0 | 0 | 0 | 2 |
| DISMISSALS..... | 160 | 19 | 29 | 0 | 0 | 0 | 2 | 0 | 0 | 50 |
| PELIMINARY EXAMS WAIVED..... | 170 | 1 | 10 | 0 | 0 | 0 | 0 | 0 | 0 | 11 |
| PELIMINARY EXAMS CONDUCTED..... | 175 | 1 | 13 | 0 | 0 | 0 | 0 | 0 | 0 | 14 |
| BENCH WARRANTS..... | 180 | 21 | 12 | 0 | 0 | 0 | 1 | 0 | 0 | 34 |
| NO PROGRESS..... | 185 | 0 | 0 | 0 | 0 | 0 | 2 | 1 | 1 | 4 |
| OTHER JUDICIAL DISPOSITIONS..... | 190 | 8 | 14 | 0 | 0 | 0 | 22 | 36 | 6 | 86 |
| SUBTOTAL (ADD LINES 130 THROUGH 190)..... | 200 | 124 | 137 | 0 | 0 | 0 | 30 | 37 | 7 | 335 |
| OTHER DISPOSITIONS..... | | | | | | | | | | |
| MAGISTRATES..... | 210 | 850 | 356 | 0 | 3 | 0 | 0 | 0 | 0 | 1209 |
| TRAFFIC BUREAU..... | 220 | 0 | 0 | 0 | 0 | 0 | 0 | 0 | 0 | 0 |
| NON-SERVICE..... | 230 | 26 | 0 | 0 | 0 | 0 | 0 | 0 | 0 | 26 |
| SUBTOTAL (ADD LINES 210 THROUGH 230)..... | 240 | 876 | 356 | 0 | 3 | 0 | 0 | 0 | 0 | 1235 |
| TOTAL DISPOSITIONS (ADD LINES 200 AND 240)..... | 250 | 1000 | 493 | 0 | 3 | 0 | 30 | 37 | 7 | 1570 |
| PENDING CASES AT THE END OF YEAR..... | | | | | | | | | | |
| INACTIVE: BENCH WARRANTS (LINES 10 - 90 + 180)..... | 260 | 21 | 12 | 0 | 0 | 0 | 1 | 0 | 0 | 34 |
| INACTIVE: NON-SERVICE (LINES 20 - 95 + 230)..... | 270 | 25 | 12 | 0 | 0 | 0 | 0 | 0 | 0 | 37 |
| ACTIVE PENDING (SUBTRACT LINE 250 FROM LINE 120)..... | 280 | 156 | 183 | 0 | 0 | 0 | 5 | 7 | 0 | 351 |
| TOTAL CASES PENDING AT END OF YEAR(LINES 260+270+280)..... | 290 | 202 | 207 | 0 | 0 | 0 | 6 | 7 | 0 | 422 |
| CIVIL CASES PENDING OVER 1 YEAR..... | 300 | 0 | 0 | 0 | 0 | 0 | 0 | 0 | 0 | 0 |

REPORT OF DISTRICT CASELOAD

REGION 4

DISTRICT #82

COURT SUMMARY

| ***** | | | | | | | | | |
|---|-----------------|---------|-------------|-----------|---------------|-----------|-----------|-----------|-----------|
| * C R I M I N A L * | | | | | * C I V I L * | | | * T * | |
| ***** | | | | | | | | | |
| * STATE OFFENSE * STATE * ORDINANCE * * * * * | | | | | | | | | |
| ***** | | | | | | | | | |
| L | * STATE OFFENSE | * STATE | * ORDINANCE | * * * * * | * * * * * | * * * * * | * * * * * | * * * * * | * * * * * |
| I | * TRAF- | * TRAF- | * PARK- | * TRAF- | * TRAF- | * CIVIL | * SMALL | * MARY | * SUM- |
| E | * FIC | * FIC | * ING | * FIC | * FIC | * * * * * | * CLAIMS | * PROC. | * * * * * |
| ***** | | | | | | | | | |
| PENDING CASES AT THE BEGINNING OF THE YEAR..... | | | | | | | | | |
| INACTIVE BENCH WARRANTS..... | 10 | 12 | 32 | 0 | 4 | 0 | 0 | 0 | 48 |
| INACTIVE: NON-SERVICE..... | 20 | 114 | 101 | 0 | 29 | 1 | 7 | 6 | 259 |
| TOTAL (ADD LINES 10 AND 20)..... | 30 | 126 | 133 | 0 | 33 | 1 | 7 | 6 | 307 |
| ACTIVE PENDING..... | 40 | 588 | 268 | 0 | 125 | 9 | 90 | 13 | 1103 |
| NEW CASES FILED THIS YEAR..... | 50 | 6170 | 2149 | 0 | 726 | 45 | 197 | 311 | 9623 |
| SUBTOTAL ACTIVE..... | 60 | 6758 | 2417 | 0 | 851 | 54 | 287 | 324 | 10726 |
| RE-OPENED CASES..... | | | | | | | | | |
| REMANDS FROM HIGHER COURTS..... | 70 | 6 | 2 | 0 | 0 | 0 | 0 | 0 | 8 |
| PROBATION VIOLATIONS..... | 80 | 0 | 0 | 0 | 0 | 0 | 0 | 0 | 0 |
| MISTRIALS..... | 85 | 0 | 0 | 0 | 0 | 0 | 0 | 0 | 0 |
| APPEARANCE AFTER BENCH WARRANT ISSUED..... | 90 | 28 | 36 | 0 | 1 | 0 | 0 | 0 | 65 |
| SERVICE MADE/ARRAIGNMENT..... | 95 | 192 | 83 | 0 | 46 | 1 | 7 | 7 | 337 |
| OTHER..... | 100 | 137 | 41 | 0 | 24 | 0 | 1 | 3 | 206 |
| SUBTOTAL (ADD LINES 70 THROUGH 100)..... | 110 | 363 | 162 | 0 | 71 | 1 | 8 | 10 | 616 |
| TOTAL ACTIVE CASELOAD THIS YEAR (ADD LINES 60 AND 110)..... | 120 | 7121 | 2579 | 0 | 922 | 55 | 295 | 334 | 11342 |
| JUDICIAL DISPOSITIONS..... | | | | | | | | | |
| GUILTY PLEAS..... | 130 | 398 | 297 | 0 | 45 | 5 | 0 | 0 | 745 |
| TRIALS WITHOUT JURY..... | 140 | 23 | 26 | 0 | 3 | 0 | 10 | 45 | 108 |
| TRIALS BY JURY..... | 150 | 11 | 7 | 0 | 1 | 0 | 2 | 0 | 21 |
| DISMISSALS..... | 160 | 553 | 358 | 0 | 58 | 2 | 39 | 71 | 1092 |
| PELIMINARY EXAMS WAIVED..... | 170 | 1 | 41 | 0 | 0 | 0 | 0 | 0 | 42 |
| PELIMINARY EXAMS CONDUCTED..... | 175 | 1 | 42 | 0 | 0 | 0 | 0 | 0 | 43 |
| BENCH WARRANTS..... | 180 | 69 | 41 | 0 | 2 | 2 | 1 | 0 | 115 |
| NO PROGRESS..... | 185 | 0 | 0 | 0 | 0 | 0 | 11 | 10 | 23 |
| OTHER JUDICIAL DISPOSITIONS..... | 190 | 9 | 15 | 0 | 0 | 0 | 132 | 115 | 287 |
| SUBTOTAL (ADD LINES 130 THROUGH 190)..... | 200 | 1065 | 827 | 0 | 109 | 9 | 195 | 241 | 2476 |
| OTHER DISPOSITIONS..... | | | | | | | | | |
| MAGISTRATES..... | 210 | 5087 | 1108 | 0 | 731 | 41 | 0 | 0 | 6967 |
| TRAFFIC BUREAU..... | 220 | 0 | 0 | 0 | 0 | 0 | 0 | 0 | 0 |
| NON-SERVICE..... | 230 | 278 | 55 | 0 | 43 | 1 | 0 | 1 | 378 |
| SUBTOTAL (ADD LINES 210 THROUGH 230)..... | 240 | 5365 | 1163 | 0 | 774 | 42 | 0 | 1 | 7345 |
| TOTAL DISPOSITIONS (ADD LINES 200 AND 240)..... | 250 | 6430 | 1990 | 0 | 883 | 51 | 195 | 242 | 9821 |
| PENDING CASES AT THE END OF YEAR..... | | | | | | | | | |
| INACTIVE: BENCH WARRANTS (LINES 10 - 90 + 180)..... | 260 | 53 | 37 | 0 | 5 | 2 | 1 | 0 | 98 |
| INACTIVE: NON-SERVICE (LINES 20 - 95 + 230)..... | 270 | 200 | 73 | 0 | 26 | 1 | 0 | 0 | 300 |
| ACTIVE PENDING (SUBTRACT LINE 250 FROM LINE 120)..... | 280 | 691 | 589 | 0 | 39 | 4 | 100 | 92 | 1521 |
| TOTAL CASES PENDING AT END OF YEAR(LINES 260+270+280)..... | 290 | 944 | 699 | 0 | 70 | 7 | 101 | 92 | 1919 |
| CIVIL CASES PENDING OVER 1 YEAR..... | | | | | | | | | |
| 300 | 0 | 0 | 0 | 0 | 0 | 0 | 4 | 0 | 4 |

REPORT OF DISTRICT CASELOAD

REGION 4

DISTRICT #84 - Div. 1

MISSAUKEE COUNTY

| ***** | | | | | | | | | | |
|---|-----------------------|---------|---------|-----------------|---------|-----------|--------------------------|-----------|----|------|
| * C R I M I N A L * C I V I L * T * | | | | | | | | | | |
| ***** | | | | | | | | | | |
| * STATE OFFENSE * STATE * ORDINANCE * * * * * T * | | | | | | | | | | |
| ***** | | | | | | | | | | |
| L | * NON * AND * * * * * | | | * NON * * * * * | | | * SMALL * MARY * * * * * | | A | |
| I | * TRAF- | * TRAF- | * PARK- | * TRAF- | * TRAF- | CIVIL | * CLAIMS* | PROC. | L | |
| N | * FIC | * FIC | * ING | * FIC | * FIC | * * * * * | * * * * * | * * * * * | S | |
| E | ***** | | | | | | | | | |
| PENDING CASES AT THE BEGINNING OF THE YEAR..... | | | | | | | | | | |
| INACTIVE BENCH WARRANTS..... | 10 | 23 | 22 | 0 | 0 | 0 | 0 | 1 | 0 | 46 |
| INACTIVE: NON-SERVICE..... | 20 | 24 | 52 | 0 | 0 | 0 | 0 | 0 | 0 | 76 |
| TOTAL (ADD LINES 10 AND 20)..... | 30 | 47 | 74 | 0 | 0 | 0 | 0 | 1 | 0 | 122 |
| ACTIVE PENDING..... | 40 | 33 | 23 | 0 | 14 | 3 | 11 | 3 | 0 | 87 |
| NEW CASES FILED THIS YEAR..... | 50 | 979 | 306 | 0 | 185 | 23 | 52 | 88 | 11 | 1644 |
| SUBTOTAL ACTIVE..... | 60 | 1012 | 329 | 0 | 199 | 26 | 63 | 91 | 11 | 1731 |
| RE-OPENED CASES..... | | | | | | | | | | |
| REMANDS FROM HIGHER COURTS..... | 70 | 2 | 2 | 0 | 0 | 0 | 0 | 0 | 0 | 4 |
| PROBATION VIOLATIONS..... | 80 | 1 | 1 | 0 | 0 | 0 | 0 | 0 | 0 | 2 |
| MISTRIALS..... | 85 | 0 | 0 | 0 | 0 | 0 | 0 | 0 | 0 | 0 |
| APPEARANCE AFTER BENCH WARRANT ISSUED..... | 90 | 18 | 23 | 0 | 2 | 0 | 0 | 0 | 0 | 43 |
| SERVICE MADE/ARRAIGNMENT..... | 95 | 39 | 39 | 0 | 5 | 0 | 0 | 0 | 0 | 83 |
| OTHER..... | 100 | 17 | 35 | 0 | 1 | 0 | 3 | 2 | 0 | 58 |
| SUBTOTAL (ADD LINES 70 THROUGH 100)..... | 110 | 77 | 100 | 0 | 8 | 0 | 3 | 2 | 0 | 190 |
| TOTAL ACTIVE CASELOAD THIS YEAR (ADD LINES 60 AND 110)..... | 120 | 1089 | 429 | 0 | 207 | 26 | 66 | 93 | 11 | 1921 |
| JUDICIAL DISPOSITIONS..... | | | | | | | | | | |
| GUILTY PLEAS..... | 130 | 188 | 152 | 0 | 20 | 8 | 0 | 0 | 0 | 368 |
| TRIALS WITHOUT JURY..... | 140 | 7 | 10 | 0 | 5 | 0 | 5 | 11 | 4 | 42 |
| TRIALS BY JURY..... | 150 | 2 | 3 | 0 | 0 | 0 | 0 | 0 | 0 | 5 |
| DISMISSALS..... | 160 | 15 | 37 | 0 | 4 | 2 | 3 | 3 | 0 | 64 |
| PELIMINARY EXAMS WAIVED..... | 170 | 1 | 7 | 0 | 0 | 0 | 0 | 0 | 0 | 8 |
| PELIMINARY EXAMS CONDUCTED..... | 175 | 0 | 8 | 0 | 0 | 0 | 0 | 0 | 0 | 8 |
| BENCH WARRANTS..... | 180 | 19 | 28 | 0 | 2 | 1 | 1 | 1 | 0 | 52 |
| NO PROGRESS..... | 185 | 0 | 0 | 0 | 0 | 0 | 0 | 0 | 0 | 0 |
| OTHER JUDICIAL DISPOSITIONS..... | 190 | 2 | 0 | 0 | 2 | 1 | 45 | 60 | 6 | 116 |
| SUBTOTAL (ADD LINES 130 THROUGH 190)..... | 200 | 234 | 245 | 0 | 33 | 12 | 54 | 75 | 10 | 663 |
| OTHER DISPOSITIONS..... | | | | | | | | | | |
| MAGISTRATES..... | 210 | 0 | 0 | 0 | 0 | 0 | 0 | 0 | 0 | 0 |
| TRAFFIC BUREAU..... | 220 | 743 | 107 | 0 | 165 | 14 | 0 | 0 | 0 | 1029 |
| NON-SERVICE..... | 230 | 46 | 54 | 0 | 9 | 0 | 0 | 0 | 0 | 109 |
| SUBTOTAL (ADD LINES 210 THROUGH 230)..... | 240 | 789 | 161 | 0 | 174 | 14 | 0 | 0 | 0 | 1138 |
| TOTAL DISPOSITIONS (ADD LINES 200 AND 240)..... | 250 | 1023 | 406 | 0 | 207 | 26 | 54 | 75 | 10 | 1801 |
| PENDING CASES AT THE END OF YEAR..... | | | | | | | | | | |
| INACTIVE: BENCH WARRANTS (LINES 10 - 90 + 180)..... | 260 | 24 | 27 | 0 | 0 | 1 | 1 | 2 | 0 | 55 |
| INACTIVE: NON-SERVICE (LINES 20 - 95 + 230)..... | 270 | 31 | 67 | 0 | 4 | 0 | 0 | 0 | 0 | 102 |
| ACTIVE PENDING (SUBTRACT LINE 250 FROM LINE 120)..... | 280 | 66 | 23 | 0 | 0 | 0 | 12 | 18 | 1 | 120 |
| TOTAL CASES PENDING AT END OF YEAR(LINES 260+270+280)..... | 290 | 121 | 117 | 0 | 4 | 1 | 13 | 20 | 1 | 277 |
| CIVIL CASES PENDING OVER 1 YEAR..... | 300 | 0 | 0 | 0 | 0 | 0 | 0 | 0 | 0 | 0 |

REPORT OF DISTRICT CASELOAD

REGION 4

DISTRICT #84 - Div. 2

WEXFORD COUNTY

| ***** | | | | | | | | | | |
|--|-----|------|-----|-----|-----|----|-----|------|----|------|
| * C R I M I N A L * C I V I L * T * | | | | | | | | | | |
| * STATE OFFENSE * STATE * ORDINANCE * * * * * | | | | | | | | | | |
| L ***** ORD. ***** * SUM- * A * | | | | | | | | | | |
| I * * NON * AND * * NON * * SMALL * MARY * L * | | | | | | | | | | |
| N * TRAF- * TRAF- * PARK- * TRAF- * TRAF- * CIVIL * CLAIMS * PROC. * S * | | | | | | | | | | |
| E * FIC * FIC * ING * FIC * FIC * * * * * * * * * * | | | | | | | | | | |
| ***** | | | | | | | | | | |
| PENDING CASES AT THE BEGINNING OF THE YEAR..... | | | | | | | | | | |
| INACTIVE BENCH WARRANTS..... | 10 | 123 | 35 | 0 | 4 | 0 | 0 | 0 | 0 | 162 |
| INACTIVE: NON-SERVICE..... | 20 | 9 | 124 | 62 | 1 | 2 | 50 | 44 | 6 | 298 |
| TOTAL (ADD LINES 10 AND 20)..... | 30 | 132 | 159 | 62 | 5 | 2 | 50 | 44 | 6 | 460 |
| ACTIVE PENDING..... | 40 | 205 | 159 | 16 | 84 | 7 | 86 | 184 | 13 | 754 |
| NEW CASES FILED THIS YEAR..... | 50 | 4208 | 630 | 202 | 606 | 65 | 413 | 483 | 26 | 6633 |
| SUBTOTAL ACTIVE..... | 60 | 4413 | 789 | 218 | 690 | 72 | 499 | 667 | 39 | 7387 |
| RE-OPENED CASES..... | | | | | | | | | | |
| REMANDS FROM HIGHER COURTS..... | 70 | 0 | 6 | 0 | 0 | 0 | 0 | 0 | 0 | 6 |
| PROBATION VIOLATIONS..... | 80 | 3 | 15 | 0 | 0 | 1 | 0 | 0 | 0 | 19 |
| MISTRIALS..... | 85 | 0 | 0 | 0 | 0 | 0 | 0 | 0 | 0 | 0 |
| APPEARANCE AFTER BENCH WARRANT ISSUED..... | 90 | 76 | 20 | 2 | 5 | 0 | 3 | 2 | 0 | 108 |
| SERVICE MADE/ARRAIGNMENT..... | 95 | 56 | 121 | 27 | 6 | 3 | 321 | 412 | 24 | 970 |
| OTHER..... | 100 | 28 | 35 | 18 | 1 | 1 | 63 | 178 | 5 | 329 |
| SUBTOTAL (ADD LINES 70 THROUGH 100)..... | 110 | 163 | 197 | 47 | 12 | 5 | 387 | 592 | 29 | 1432 |
| TOTAL ACTIVE CASELOAD THIS YEAR (ADD LINES 60 AND 110)..... | 120 | 4576 | 986 | 265 | 702 | 77 | 886 | 1259 | 68 | 8819 |
| JUDICIAL DISPOSITIONS..... | | | | | | | | | | |
| GUILTY PLEAS..... | 130 | 959 | 509 | 73 | 305 | 32 | 0 | 0 | 0 | 1878 |
| TRIALS WITHOUT JURY..... | 140 | 19 | 17 | 7 | 3 | 1 | 9 | 59 | 8 | 123 |
| TRIALS BY JURY..... | 150 | 5 | 7 | 0 | 4 | 3 | 0 | 0 | 0 | 19 |
| DISMISSALS..... | 160 | 578 | 115 | 32 | 46 | 2 | 125 | 235 | 2 | 1135 |
| PELIMINARY EXAMS WAIVED..... | 170 | 1 | 24 | 0 | 0 | 0 | 0 | 0 | 0 | 25 |
| PELIMINARY EXAMS CONDUCTED..... | 175 | 1 | 34 | 0 | 0 | 0 | 0 | 0 | 0 | 35 |
| BENCH WARRANTS..... | 180 | 34 | 9 | 6 | 2 | 0 | 3 | 2 | 0 | 56 |
| NO PROGRESS..... | 185 | 0 | 0 | 0 | 0 | 0 | 10 | 34 | 2 | 46 |
| OTHER JUDICIAL DISPOSITIONS..... | 190 | 122 | 17 | 3 | 7 | 1 | 278 | 352 | 19 | 799 |
| SUBTOTAL (ADD LINES 130 THROUGH 190)..... | 200 | 1719 | 732 | 121 | 367 | 39 | 425 | 682 | 31 | 4116 |
| OTHER DISPOSITIONS..... | | | | | | | | | | |
| MAGISTRATES..... | 210 | 0 | 0 | 0 | 0 | 0 | 0 | 0 | 0 | 0 |
| TRAFFIC BUREAU..... | 220 | 2457 | 58 | 19 | 260 | 13 | 0 | 0 | 0 | 2807 |
| NON-SERVICE..... | 230 | 57 | 116 | 74 | 6 | 1 | 272 | 378 | 19 | 923 |
| SUBTOTAL (ADD LINES 210 THROUGH 230)..... | 240 | 2514 | 174 | 93 | 266 | 14 | 272 | 378 | 19 | 3730 |
| TOTAL DISPOSITIONS (ADD LINES 200 AND 240)..... | 250 | 4233 | 906 | 214 | 633 | 53 | 697 | 1060 | 50 | 7846 |
| PENDING CASES AT THE END OF YEAR..... | | | | | | | | | | |
| INACTIVE: BENCH WARRANTS (LINES 10 - 90 + 180)..... | 260 | 81 | 24 | 4 | 1 | 0 | 0 | 0 | 0 | 110 |
| INACTIVE: NON-SERVICE (LINES 20 - 95 + 230)..... | 270 | 10 | 119 | 109 | 1 | 0 | 1 | 10 | 1 | 251 |
| ACTIVE PENDING (SUBTRACT LINE 250 FROM LINE 120)..... | 280 | 343 | 80 | 51 | 69 | 24 | 189 | 199 | 18 | 973 |
| TOTAL CASES PENDING AT END OF YEAR (LINES 260+270+280)..... | 290 | 434 | 223 | 164 | 71 | 24 | 190 | 209 | 19 | 1334 |
| CIVIL CASES PENDING OVER 1 YEAR..... | 300 | 0 | 0 | 0 | 0 | 0 | 8 | 1 | 0 | 9 |

REPORT OF DISTRICT CASELOAD

REGION 4

DISTRICT #84

COURT SUMMARY

| ***** | | | | | | | | | | |
|---|--|-----------|-----------|-----------|---------------|-----------|-----------|-----------|-----------|-------|
| * C R I M I N A L * | | | | | * C I V I L * | | | | T | |
| ***** | | | | | | | | | | |
| * STATE OFFENSE * STATE * ORDINANCE * | | | | | * * * * * | | | | T | |
| L | * ***** * ORD. * ***** * | | | | * * * * * | * * * * * | * * * * * | * * * * * | A | |
| I | * * * * * | * * * * * | * * * * * | * * * * * | * * * * * | * * * * * | * * * * * | * * * * * | L | |
| N | * TRAF- * TRAF- * PARK- * TRAF- * TRAF- * CIVIL * SMALL * MARY * * * * * | * * * * * | * * * * * | * * * * * | * * * * * | * * * * * | * * * * * | * * * * * | S | |
| E | * FIC * FIC * ING * FIC * FIC * * * * * | * * * * * | * * * * * | * * * * * | * * * * * | * * * * * | * * * * * | * * * * * | * * * * * | |
| ***** | | | | | | | | | | |
| PENDING CASES AT THE BEGINNING OF THE YEAR..... | | | | | | | | | | |
| INACTIVE BENCH WARRANTS..... | 10 | 146 | 57 | 0 | 4 | 0 | 0 | 1 | 0 | 208 |
| INACTIVE: NON-SERVICE..... | 20 | 33 | 176 | 62 | 1 | 2 | 50 | 44 | 6 | 374 |
| TOTAL (ADD LINES 10 AND 20)..... | 30 | 179 | 233 | 62 | 5 | 2 | 50 | 45 | 6 | 582 |
| ACTIVE PENDING..... | 40 | 238 | 182 | 16 | 98 | 10 | 97 | 187 | 13 | 841 |
| NEW CASES FILED THIS YEAR..... | 50 | 5187 | 936 | 202 | 791 | 88 | 465 | 571 | 37 | 8277 |
| SUBTOTAL ACTIVE..... | 60 | 5425 | 1118 | 218 | 889 | 98 | 562 | 758 | 50 | 9118 |
| RE-OPENED CASES..... | | | | | | | | | | |
| REMANDS FROM HIGHER COURTS..... | 70 | 2 | 8 | 0 | 0 | 0 | 0 | 0 | 0 | 10 |
| PROBATION VIOLATIONS..... | 80 | 4 | 16 | 0 | 0 | 1 | 0 | 0 | 0 | 21 |
| MISTRIALS..... | 85 | 0 | 0 | 0 | 0 | 0 | 0 | 0 | 0 | 0 |
| APPEARANCE AFTER BENCH WARRANT ISSUED..... | 90 | 94 | 43 | 2 | 7 | 0 | 3 | 2 | 0 | 151 |
| SERVICE MADE/ARRAIGNMENT..... | 95 | 95 | 160 | 27 | 11 | 3 | 321 | 412 | 24 | 1053 |
| OTHER..... | 100 | 45 | 70 | 18 | 2 | 1 | 66 | 180 | 5 | 387 |
| SUBTOTAL (ADD LINES 70 THROUGH 100)..... | 110 | 240 | 297 | 47 | 20 | 5 | 390 | 594 | 29 | 1622 |
| TOTAL ACTIVE CASELOAD THIS YEAR (ADD LINES 60 AND 110)..... | 120 | 5665 | 1415 | 265 | 909 | 103 | 952 | 1352 | 79 | 10740 |
| JUDICIAL DISPOSITIONS..... | | | | | | | | | | |
| GUILTY PLEAS..... | 130 | 1147 | 661 | 73 | 325 | 40 | 0 | 0 | 0 | 2246 |
| TRIALS WITHOUT JURY..... | 140 | 26 | 27 | 7 | 8 | 1 | 14 | 70 | 12 | 165 |
| TRIALS BY JURY..... | 150 | 7 | 10 | 0 | 4 | 3 | 0 | 0 | 0 | 24 |
| DISMISSALS..... | 160 | 593 | 152 | 32 | 50 | 4 | 128 | 238 | 2 | 1199 |
| PELIMINARY EXAMS WAIVED..... | 170 | 2 | 31 | 0 | 0 | 0 | 0 | 0 | 0 | 33 |
| PELIMINARY EXAMS CONDUCTED..... | 175 | 1 | 42 | 0 | 0 | 0 | 0 | 0 | 0 | 43 |
| BENCH WARRANTS..... | 180 | 53 | 37 | 6 | 4 | 1 | 4 | 3 | 0 | 108 |
| NO PROGRESS..... | 185 | 0 | 0 | 0 | 0 | 0 | 10 | 34 | 2 | 46 |
| OTHER JUDICIAL DISPOSITIONS..... | 190 | 124 | 17 | 3 | 9 | 2 | 323 | 412 | 25 | 915 |
| SUBTOTAL (ADD LINES 130 THROUGH 190)..... | 200 | 1953 | 977 | 121 | 400 | 51 | 479 | 757 | 41 | 4779 |
| OTHER DISPOSITIONS..... | | | | | | | | | | |
| MAGISTRATES..... | 210 | 0 | 0 | 0 | 0 | 0 | 0 | 0 | 0 | 0 |
| TRAFFIC BUREAU..... | 220 | 3200 | 165 | 19 | 425 | 27 | 0 | 0 | 0 | 3836 |
| NON-SERVICE..... | 230 | 103 | 170 | 74 | 15 | 1 | 272 | 378 | 19 | 1032 |
| SUBTOTAL (ADD LINES 210 THROUGH 230)..... | 240 | 3303 | 335 | 93 | 440 | 28 | 272 | 378 | 19 | 4868 |
| TOTAL DISPOSITIONS (ADD LINES 200 AND 240)..... | 250 | 5256 | 1312 | 214 | 840 | 79 | 751 | 1135 | 60 | 9647 |
| PENDING CASES AT THE END OF YEAR..... | | | | | | | | | | |
| INACTIVE: BENCH WARRANTS (LINES 10 - 90 + 180)..... | 260 | 105 | 51 | 4 | 1 | 1 | 1 | 2 | 0 | 165 |
| INACTIVE: NON-SERVICE (LINES 20 - 95 + 230)..... | 270 | 41 | 186 | 109 | 5 | 0 | 1 | 10 | 1 | 353 |
| ACTIVE PENDING (SUBTRACT LINE 250 FROM LINE 120)..... | 280 | 409 | 103 | 51 | 69 | 24 | 201 | 217 | 19 | 1093 |
| TOTAL CASES PENDING AT END OF YEAR(LINES 260+270+280)..... | 290 | 555 | 340 | 164 | 75 | 25 | 203 | 229 | 20 | 1611 |
| CIVIL CASES PENDING OVER 1 YEAR..... | 300 | 0 | 0 | 0 | 0 | 0 | 8 | 1 | 0 | 9 |

REGION 4

REPORT OF DISTRICT CASELOAD

DISTRICT #85 - Div. 1

BENZIE COUNTY

| | C R I M I N A L | | | | | C I V I L | | | T O T A L S |
|---|------------------|---------------|--------------|--------------|----------------------|-----------|-----------------|-----------------------|----------------------------|
| | STATE OFFENSE | STATE ORD. | ORDINANCE | | | CIVIL | SMALL CLAIMS | SUM- MARY PROC. | |
| | TRAF- FIC | TRAF- FIC | PARK- ING | TRAF- FIC | NON- TRAF- FIC | | | | |
| PENDING CASES AT THE BEGINNING OF THE YEAR..... | | | | | | | | | |
| INACTIVE BENCH WARRANTS..... | 10 | 27 | 23 | 1 | 1 | 0 | 0 | 0 | 52 |
| INACTIVE: NON-SERVICE..... | 20 | 0 | 20 | 0 | 0 | 0 | 5 | 8 | 38 |
| TOTAL (ADD LINES 10 AND 20)..... | 30 | 27 | 43 | 1 | 1 | 0 | 5 | 8 | 90 |
| ACTIVE PENDING..... | 40 | 84 | 27 | 0 | 9 | 1 | 19 | 5 | 148 |
| NEW CASES FILED THIS YEAR..... | 50 | 1545 | 379 | 65 | 141 | 4 | 111 | 117 | 2378 |
| SUBTOTAL ACTIVE..... | 60 | 1629 | 406 | 65 | 150 | 5 | 130 | 122 | 2526 |
| RE-OPENED CASES..... | | | | | | | | | |
| REMANDS FROM HIGHER COURTS..... | 70 | 0 | 4 | 0 | 0 | 0 | 0 | 0 | 4 |
| PROBATION VIOLATIONS..... | 80 | 0 | 0 | 0 | 0 | 0 | 0 | 0 | 0 |
| MISTRIALS..... | 85 | 0 | 0 | 0 | 0 | 0 | 0 | 0 | 0 |
| APPEARANCE AFTER BENCH WARRANT ISSUED..... | 90 | 28 | 18 | 0 | 1 | 0 | 0 | 0 | 47 |
| SERVICE MADE/ARRAIGNMENT..... | 95 | 3 | 28 | 0 | 0 | 0 | 60 | 54 | 162 |
| OTHER..... | 100 | 9 | 0 | 0 | 0 | 0 | 9 | 1 | 19 |
| SUBTOTAL (ADD LINES 70 THROUGH 100)..... | 110 | 40 | 50 | 0 | 1 | 0 | 69 | 55 | 232 |
| TOTAL ACTIVE CASELOAD THIS YEAR (ADD LINES 60 AND 110)..... | 120 | 1669 | 456 | 65 | 151 | 5 | 199 | 177 | 2758 |
| JUDICIAL DISPOSITIONS..... | | | | | | | | | |
| GUILTY PLEAS..... | 130 | 129 | 95 | 1 | 1 | 1 | 0 | 0 | 227 |
| TRIALS WITHOUT JURY..... | 140 | 24 | 5 | 0 | 1 | 0 | 6 | 22 | 63 |
| TRIALS BY JURY..... | 150 | 2 | 2 | 0 | 0 | 0 | 1 | 0 | 6 |
| DISMISSALS..... | 160 | 27 | 39 | 0 | 0 | 2 | 14 | 14 | 97 |
| PELIMINARY EXAMS WAIVED..... | 170 | 0 | 28 | 0 | 0 | 0 | 0 | 0 | 28 |
| PELIMINARY EXAMS CONDUCTED..... | 175 | 1 | 41 | 0 | 0 | 0 | 0 | 0 | 42 |
| BENCH WARRANTS..... | 180 | 20 | 8 | 0 | 0 | 0 | 0 | 0 | 28 |
| NO PROGRESS..... | 185 | 0 | 0 | 0 | 0 | 0 | 15 | 8 | 26 |
| OTHER JUDICIAL DISPOSITIONS..... | 190 | 26 | 12 | 4 | 2 | 0 | 70 | 71 | 196 |
| SUBTOTAL (ADD LINES 130 THROUGH 190)..... | 200 | 229 | 230 | 5 | 4 | 3 | 106 | 115 | 713 |
| OTHER DISPOSITIONS..... | | | | | | | | | |
| MAGISTRATES..... | 210 | 1374 | 153 | 58 | 145 | 2 | 0 | 0 | 1732 |
| TRAFFIC BUREAU..... | 220 | 0 | 0 | 0 | 0 | 0 | 0 | 0 | 0 |
| NON-SERVICE..... | 230 | 4 | 39 | 0 | 0 | 0 | 70 | 56 | 184 |
| SUBTOTAL (ADD LINES 210 THROUGH 230)..... | 240 | 1378 | 192 | 58 | 145 | 2 | 70 | 56 | 1916 |
| TOTAL DISPOSITIONS (ADD LINES 200 AND 240)..... | 250 | 1607 | 422 | 63 | 149 | 5 | 176 | 171 | 2629 |
| PENDING CASES AT THE END OF YEAR..... | | | | | | | | | |
| INACTIVE: BENCH WARRANTS (LINES 10 - 90 + 180)..... | 260 | 19 | 13 | 1 | 0 | 0 | 0 | 0 | 33 |
| INACTIVE: NON-SERVICE (LINES 20 - 95 + 230)..... | 270 | 1 | 31 | 0 | 0 | 0 | 15 | 10 | 60 |
| ACTIVE PENDING (SUBTRACT LINE 250 FROM LINE 120)..... | 280 | 62 | 34 | 2 | 2 | 0 | 23 | 6 | 129 |
| TOTAL CASES PENDING AT END OF YEAR(LINES 260+270+280)..... | 290 | 82 | 78 | 3 | 2 | 0 | 38 | 16 | 222 |
| CIVIL CASES PENDING OVER 1 YEAR..... | 300 | 0 | 0 | 0 | 0 | 0 | 2 | 2 | 4 |

REPORT OF DISTRICT CASELOAD

REGION 4

DISTRICT #85 - Div. 2

MANISTEE COUNTY

| ***** | | | | | | | | | |
|---|---------|---------|---------|---------|---------------|---------|----------|---------|-------|
| * C R I M I N A L * | | | | | * C I V I L * | | | * T * | |
| ***** | | | | | | | | | |
| * STATE OFFENSE * STATE * ORDINANCE * | | | | | | | | | |
| ***** | | | | | | | | | |
| L | * ORD. | | | * NON * | | | * SUM- | | * A * |
| I | * TRAF- | * TRAF- | * PARK- | * TRAF- | * TRAF- | * CIVIL | * SMALL | * MARY | * L * |
| N | * FIC | * FIC | * ING | * FIC | * FIC | * | * CLAIMS | * PROC. | * S * |
| E | ***** | | | | | | | | |
| PENDING CASES AT THE BEGINNING OF THE YEAR..... | | | | | | | | | |
| INACTIVE BENCH WARRANTS..... | 10 | 0 | 0 | 0 | 0 | 0 | 0 | 0 | 0 |
| INACTIVE: NON-SERVICE..... | 20 | 71 | 8 | 0 | 3 | 0 | 0 | 0 | 82 |
| TOTAL (ADD LINES 10 AND 20)..... | 30 | 71 | 8 | 0 | 3 | 0 | 0 | 0 | 82 |
| ACTIVE PENDING..... | 40 | 240 | 31 | 0 | 18 | 18 | 119 | 55 | 499 |
| NEW CASES FILED THIS YEAR..... | 50 | 2936 | 904 | 0 | 518 | 54 | 280 | 271 | 4981 |
| SUBTOTAL ACTIVE..... | 60 | 3176 | 935 | 0 | 536 | 72 | 399 | 326 | 5480 |
| RE-OPENED CASES..... | | | | | | | | | |
| REMANDS FROM HIGHER COURTS..... | 70 | 0 | 0 | 0 | 0 | 0 | 0 | 0 | 0 |
| PROBATION VIOLATIONS..... | 80 | 0 | 0 | 0 | 0 | 0 | 0 | 0 | 0 |
| MISTRIALS..... | 85 | 0 | 0 | 0 | 0 | 0 | 0 | 0 | 0 |
| APPEARANCE AFTER BENCH WARRANT ISSUED..... | 90 | 5 | 0 | 0 | 0 | 0 | 0 | 0 | 5 |
| SERVICE MADE/ARRAIGNMENT..... | 95 | 55 | 1 | 0 | 6 | 0 | 0 | 0 | 62 |
| OTHER..... | 100 | 5 | 0 | 0 | 0 | 0 | 0 | 0 | 5 |
| SUBTOTAL (ADD LINES 70 THROUGH 100)..... | 110 | 65 | 1 | 0 | 6 | 0 | 0 | 0 | 72 |
| TOTAL ACTIVE CASELOAD THIS YEAR (ADD LINES 60 AND 110)..... | 120 | 3241 | 936 | 0 | 542 | 72 | 399 | 326 | 5552 |
| JUDICIAL DISPOSITIONS..... | | | | | | | | | |
| GUILTY PLEAS..... | 130 | 128 | 162 | 0 | 20 | 17 | 0 | 0 | 327 |
| TRIALS WITHOUT JURY..... | 140 | 20 | 10 | 0 | 6 | 3 | 6 | 23 | 68 |
| TRIALS BY JURY..... | 150 | 1 | 0 | 0 | 0 | 0 | 2 | 0 | 3 |
| DISMISSALS..... | 160 | 26 | 31 | 0 | 8 | 3 | 75 | 92 | 242 |
| PELIMINARY EXAMS WAIVED..... | 170 | 1 | 20 | 0 | 0 | 0 | 0 | 0 | 21 |
| PELIMINARY EXAMS CONDUCTED..... | 175 | 2 | 13 | 0 | 0 | 0 | 0 | 0 | 15 |
| BENCH WARRANTS..... | 180 | 5 | 0 | 0 | 0 | 0 | 0 | 0 | 5 |
| NO PROGRESS..... | 185 | 0 | 0 | 0 | 0 | 0 | 30 | 0 | 30 |
| OTHER JUDICIAL DISPOSITIONS..... | 190 | 0 | 0 | 0 | 0 | 0 | 155 | 101 | 267 |
| SUBTOTAL (ADD LINES 130 THROUGH 190)..... | 200 | 183 | 236 | 0 | 34 | 23 | 268 | 216 | 978 |
| OTHER DISPOSITIONS..... | | | | | | | | | |
| MAGISTRATES..... | 210 | 2627 | 629 | 0 | 477 | 26 | 0 | 0 | 3759 |
| TRAFFIC BUREAU..... | 220 | 0 | 0 | 0 | 0 | 0 | 0 | 0 | 0 |
| NON-SERVICE..... | 230 | 60 | 0 | 0 | 13 | 0 | 0 | 0 | 73 |
| SUBTOTAL (ADD LINES 210 THROUGH 230)..... | 240 | 2687 | 629 | 0 | 490 | 26 | 0 | 0 | 3832 |
| TOTAL DISPOSITIONS (ADD LINES 200 AND 240)..... | 250 | 2870 | 865 | 0 | 524 | 49 | 268 | 216 | 4810 |
| PENDING CASES AT THE END OF YEAR..... | | | | | | | | | |
| INACTIVE: BENCH WARRANTS (LINES 10 - 90 + 180)..... | 260 | 0 | 0 | 0 | 0 | 0 | 0 | 0 | 0 |
| INACTIVE: NON-SERVICE (LINES 20 - 95 + 230)..... | 270 | 76 | 7 | 0 | 10 | 0 | 0 | 0 | 93 |
| ACTIVE PENDING (SUBTRACT LINE 250 FROM LINE 120)..... | 280 | 371 | 71 | 0 | 18 | 23 | 131 | 110 | 742 |
| TOTAL CASES PENDING AT END OF YEAR (LINES 260+270+280)..... | 290 | 447 | 78 | 0 | 28 | 23 | 131 | 110 | 835 |
| CIVIL CASES PENDING OVER 1 YEAR..... | 300 | 0 | 0 | 0 | 0 | 0 | 15 | 20 | 40 |

REPORT OF DISTRICT CASELOAD

REGION 4

DISTRICT #85

COURT SUMMARY

| ***** | | | | | | | | | | |
|---|---------------|---------|---------|---------|---------------|---------|----------|---------|--------|------|
| * C R I M I N A L * | | | | | * C I V I L * | | | | * T * | |
| ***** | | | | | | | | | | |
| * STATE OFFENSE * STATE * ORDINANCE * * * * * | | | | | | | | | | |
| ***** | | | | | | | | | | |
| L | * NON * AND * | | | * NON * | | * CIVIL | | * SUM- | * MARY | * A |
| I | * TRAF- | * TRAF- | * PARK- | * TRAF- | * TRAF- | * CIVIL | * CLAIMS | * PROC. | * S | * T |
| N | * FIC | * FIC | * ING | * FIC | * FIC | | | | | |
| E | | | | | | | | | | |
| ***** | | | | | | | | | | |
| PENDING CASES AT THE BEGINNING OF THE YEAR..... | | | | | | | | | | |
| INACTIVE BENCH WARRANTS..... | 10 | 27 | 23 | 1 | 1 | 0 | 0 | 0 | 0 | 52 |
| INACTIVE: NON-SERVICE..... | 20 | 71 | 28 | 0 | 3 | 0 | 5 | 8 | 5 | 120 |
| TOTAL (ADD LINES 10 AND 20)..... | 30 | 98 | 51 | 1 | 4 | 0 | 5 | 8 | 5 | 172 |
| ACTIVE PENDING..... | 40 | 324 | 58 | 0 | 27 | 19 | 138 | 60 | 21 | 647 |
| NEW CASES FILED THIS YEAR..... | 50 | 4481 | 1283 | 65 | 659 | 58 | 391 | 388 | 34 | 7359 |
| SUBTOTAL ACTIVE..... | 60 | 4805 | 1341 | 65 | 686 | 77 | 529 | 448 | 55 | 8006 |
| RE-OPENED CASES..... | | | | | | | | | | |
| REMANDS FROM HIGHER COURTS..... | 70 | 0 | 4 | 0 | 0 | 0 | 0 | 0 | 0 | 4 |
| PROBATION VIOLATIONS..... | 80 | 0 | 0 | 0 | 0 | 0 | 0 | 0 | 0 | 0 |
| MISTRIALS..... | 85 | 0 | 0 | 0 | 0 | 0 | 0 | 0 | 0 | 0 |
| APPEARANCE AFTER BENCH WARRANT ISSUED..... | 90 | 33 | 18 | 0 | 1 | 0 | 0 | 0 | 0 | 52 |
| SERVICE MADE/ARRAIGNMENT..... | 95 | 58 | 29 | 0 | 6 | 0 | 60 | 54 | 17 | 224 |
| UTHER..... | 100 | 14 | 0 | 0 | 0 | 0 | 9 | 1 | 0 | 24 |
| SUBTOTAL (ADD LINES 70 THROUGH 100)..... | 110 | 105 | 51 | 0 | 7 | 0 | 69 | 55 | 17 | 304 |
| TOTAL ACTIVE CASELOAD THIS YEAR (ADD LINES 60 AND 110)..... | 120 | 4910 | 1392 | 65 | 693 | 77 | 598 | 503 | 72 | 8310 |
| JUDICIAL DISPOSITIONS..... | | | | | | | | | | |
| GUILTY PLEAS..... | 130 | 257 | 257 | 1 | 21 | 18 | 0 | 0 | 0 | 554 |
| TRIALS WITHOUT JURY..... | 140 | 44 | 15 | 0 | 7 | 3 | 12 | 45 | 5 | 131 |
| TRIALS BY JURY..... | 150 | 3 | 2 | 0 | 0 | 0 | 3 | 0 | 1 | 9 |
| DISMISSALS..... | 160 | 53 | 70 | 0 | 8 | 5 | 89 | 106 | 8 | 339 |
| PELIMINARY EXAMS WAIVED..... | 170 | 1 | 48 | 0 | 0 | 0 | 0 | 0 | 0 | 49 |
| PELIMINARY EXAMS CONDUCTED..... | 175 | 3 | 54 | 0 | 0 | 0 | 0 | 0 | 0 | 57 |
| BENCH WARRANTS..... | 180 | 25 | 8 | 0 | 0 | 0 | 0 | 0 | 0 | 33 |
| NO PROGRESS..... | 185 | 0 | 0 | 0 | 0 | 0 | 45 | 8 | 3 | 56 |
| OTHER JUDICIAL DISPOSITIONS..... | 190 | 26 | 12 | 4 | 2 | 0 | 225 | 172 | 22 | 463 |
| SUBTOTAL (ADD LINES 130 THROUGH 190)..... | 200 | 412 | 466 | 5 | 38 | 26 | 374 | 331 | 39 | 1691 |
| OTHER DISPOSITIONS..... | | | | | | | | | | |
| MAGISTRATES..... | 210 | 4001 | 782 | 58 | 622 | 28 | 0 | 0 | 0 | 5491 |
| TRAFFIC BUREAU..... | 220 | 0 | 0 | 0 | 0 | 0 | 0 | 0 | 0 | 0 |
| NON-SERVICE..... | 230 | 64 | 39 | 0 | 13 | 0 | 70 | 56 | 15 | 257 |
| SUBTOTAL (ADD LINES 210 THROUGH 230)..... | 240 | 4065 | 821 | 58 | 635 | 28 | 70 | 56 | 15 | 5748 |
| TOTAL DISPOSITIONS (ADD LINES 200 AND 240)..... | 250 | 4477 | 1287 | 63 | 673 | 54 | 444 | 387 | 54 | 7439 |
| PENDING CASES AT THE END OF YEAR..... | | | | | | | | | | |
| INACTIVE: BENCH WARRANTS (LINES 10 - 90 + 180)..... | 260 | 19 | 13 | 1 | 0 | 0 | 0 | 0 | 0 | 33 |
| INACTIVE: NON-SERVICE (LINES 20 - 95 + 230)..... | 270 | 77 | 38 | 0 | 10 | 0 | 15 | 10 | 3 | 153 |
| ACTIVE PENDING (SUBTRACT LINE 250 FROM LINE 120)..... | 280 | 433 | 105 | 2 | 20 | 23 | 154 | 116 | 18 | 871 |
| TOTAL CASES PENDING AT END OF YEAR(LINES 260+270+280)..... | 290 | 529 | 156 | 3 | 30 | 23 | 169 | 126 | 21 | 1057 |
| CIVIL CASES PENDING OVER 1 YEAR..... | 300 | 0 | 0 | 0 | 0 | 0 | 17 | 22 | 5 | 44 |

REPORT OF DISTRICT CASELOAD

REGION 4

DISTRICT

REGION SUMMARY

| ***** | | | | | | | | | | |
|--|-----|-------|-------|------|-------|------|------|------|------|--------|
| * C R I M I N A L * C I V I L * T * | | | | | | | | | | |
| ***** | | | | | | | | | | |
| * STATE OFFENSE * STATE * ORDINANCE * * * * * T * | | | | | | | | | | |
| L ***** ORD. ***** * * * * * A * | | | | | | | | | | |
| I * * * * * NON * AND * * * * * NON * * * * * S U M - * * * * * L * | | | | | | | | | | |
| N * TRAF- * TRAF- * PARK- * TRAF- * TRAF- * CIVIL * SMALL * MARY * * * * * S * | | | | | | | | | | |
| E * FIC * FIC * ING * FIC * FIC * * * * * CLAIMS * PROC. * * * * * | | | | | | | | | | |
| ***** | | | | | | | | | | |
| PENDING CASES AT THE BEGINNING OF THE YEAR..... | | | | | | | | | | |
| INACTIVE BENCH WARRANTS..... | 10 | 703 | 446 | 12 | 126 | 106 | 28 | 23 | 0 | 1444 |
| INACTIVE: NON-SERVICE..... | 20 | 2982 | 1419 | 311 | 465 | 103 | 410 | 289 | 61 | 6040 |
| TOTAL (ADD LINES 10 AND 20)..... | 30 | 3685 | 1865 | 323 | 591 | 209 | 438 | 312 | 61 | 7484 |
| ACTIVE PENDING..... | 40 | 5121 | 1885 | 138 | 1882 | 457 | 1293 | 700 | 221 | 11697 |
| NEW CASES FILED THIS YEAR..... | 50 | 71592 | 20058 | 1978 | 19176 | 1874 | 4934 | 5978 | 1065 | 126655 |
| SUBTOTAL ACTIVE..... | 60 | 76713 | 21943 | 2116 | 21058 | 2331 | 6227 | 6678 | 1286 | 138352 |
| RE-OPENED CASES..... | | | | | | | | | | |
| REMANDS FROM HIGHER COURTS..... | 70 | 30 | 85 | 0 | 0 | 0 | 7 | 0 | 0 | 122 |
| PROBATION VIOLATIONS..... | 80 | 37 | 108 | 0 | 10 | 9 | 0 | 0 | 0 | 164 |
| MISTRIALS..... | 85 | 0 | 2 | 0 | 0 | 0 | 0 | 0 | 0 | 2 |
| APPEARANCE AFTER BENCH WARRANT ISSUED..... | 90 | 538 | 432 | 5 | 101 | 56 | 16 | 9 | 0 | 1157 |
| SERVICE MADE/ARRAIGNMENT..... | 95 | 3015 | 2590 | 682 | 579 | 225 | 1918 | 1986 | 406 | 11401 |
| OTHER..... | 100 | 365 | 178 | 88 | 46 | 16 | 151 | 209 | 16 | 1069 |
| SUBTOTAL (ADD LINES 70 THROUGH 100)..... | 110 | 3985 | 3395 | 775 | 736 | 306 | 2092 | 2204 | 422 | 13915 |
| TOTAL ACTIVE CASELOAD THIS YEAR (ADD LINES 60 AND 110)..... | 120 | 80698 | 25338 | 2891 | 21794 | 2637 | 8319 | 8882 | 1708 | 152267 |
| JUDICIAL DISPOSITIONS..... | | | | | | | | | | |
| GUILTY PLEAS..... | 130 | 12571 | 5197 | 204 | 2465 | 973 | 0 | 0 | 0 | 21410 |
| TRIALS WITHOUT JURY..... | 140 | 615 | 406 | 14 | 256 | 55 | 379 | 1005 | 265 | 2995 |
| TRIALS BY JURY..... | 150 | 202 | 177 | 0 | 70 | 34 | 38 | 0 | 4 | 525 |
| DISMISSALS..... | 160 | 3294 | 2373 | 218 | 1164 | 347 | 1102 | 1665 | 301 | 10464 |
| PELIMINARY EXAMS WAIVED..... | 170 | 23 | 906 | 0 | 0 | 0 | 0 | 0 | 0 | 929 |
| PELIMINARY EXAMS CONDUCTED..... | 175 | 17 | 716 | 0 | 0 | 0 | 0 | 0 | 0 | 733 |
| BENCH WARRANTS..... | 180 | 651 | 466 | 9 | 123 | 63 | 38 | 12 | 0 | 1362 |
| NO PROGRESS..... | 185 | 0 | 0 | 0 | 0 | 0 | 305 | 271 | 65 | 641 |
| OTHER JUDICIAL DISPOSITIONS..... | 190 | 742 | 603 | 269 | 106 | 44 | 2847 | 2909 | 436 | 7956 |
| SUBTOTAL (ADD LINES 130 THROUGH 190)..... | 200 | 18115 | 10844 | 714 | 4184 | 1516 | 4709 | 5862 | 1071 | 47015 |
| OTHER DISPOSITIONS..... | | | | | | | | | | |
| MAGISTRATES..... | 210 | 33999 | 9224 | 896 | 8831 | 394 | 0 | 0 | 0 | 53344 |
| TRAFFIC BUREAU..... | 220 | 19553 | 301 | 433 | 5950 | 34 | 0 | 0 | 0 | 26271 |
| NON-SERVICE..... | 230 | 3497 | 2577 | 699 | 613 | 227 | 2084 | 2133 | 414 | 12244 |
| SUBTOTAL (ADD LINES 210 THROUGH 230)..... | 240 | 57049 | 12102 | 2028 | 15394 | 655 | 2084 | 2133 | 414 | 91859 |
| TOTAL DISPOSITIONS (ADD LINES 200 AND 240)..... | 250 | 75164 | 22946 | 2742 | 19578 | 2171 | 6793 | 7995 | 1485 | 138874 |
| PENDING CASES AT THE END OF YEAR..... | | | | | | | | | | |
| INACTIVE: BENCH WARRANTS (LINES 10 - 90 + 180)..... | 260 | 816 | 480 | 16 | 148 | 113 | 50 | 26 | 0 | 1649 |
| INACTIVE: NON-SERVICE (LINES 20 - 95 + 230)..... | 270 | 3464 | 1406 | 328 | 499 | 105 | 576 | 436 | 69 | 6883 |
| ACTIVE PENDING (SUBTRACT LINE 250 FROM LINE 120)..... | 280 | 5534 | 2392 | 149 | 2216 | 466 | 1526 | 887 | 223 | 13393 |
| TOTAL CASES PENDING AT END OF YEAR(LINES 260+270+280)..... | 290 | 9814 | 4278 | 493 | 2863 | 684 | 2152 | 1348 | 292 | 21925 |
| CIVIL CASES PENDING OVER 1 YEAR..... | 300 | 0 | 0 | 0 | 0 | 0 | 98 | 47 | 9 | 154 |

REPORT OF DISTRICT CASELOAD

REGION 5

DISTRICT #83 - Div. 1

CRAWFORD COUNTY

| ***** | | | | | | | | | | |
|--|-----|------|-----|---|---|---|-----|-----|----|------|
| * C R I M I N A L * C I V I L * T * | | | | | | | | | | |
| ***** | | | | | | | | | | |
| * STATE OFFENSE * STATE * ORDINANCE * * * * * T * | | | | | | | | | | |
| ***** | | | | | | | | | | |
| L * * * * * ORD. * * * * * A * | | | | | | | | | | |
| I * * * * * AND * * * * * S U M - * * * * * L * | | | | | | | | | | |
| N * TRAF- * TRAF- * PARK- * TRAF- * TRAF- * CIVIL * SMALL * MARY * * * * * S * | | | | | | | | | | |
| E * FIC * FIC * ING * FIC * FIC * * * * * * * * * * * | | | | | | | | | | |
| ***** | | | | | | | | | | |
| PENDING CASES AT THE BEGINNING OF THE YEAR..... | | | | | | | | | | |
| INACTIVE BENCH WARRANTS..... | 10 | 14 | 7 | 0 | 0 | 0 | 0 | 0 | 0 | 21 |
| INACTIVE: NON-SERVICE..... | 20 | 188 | 227 | 0 | 0 | 0 | 6 | 2 | 2 | 425 |
| TOTAL (ADD LINES 10 AND 20)..... | 30 | 202 | 234 | 0 | 0 | 0 | 6 | 2 | 2 | 446 |
| ACTIVE PENDING..... | 40 | 149 | 57 | 0 | 0 | 2 | 19 | 7 | 3 | 237 |
| NEW CASES FILED THIS YEAR..... | 50 | 1855 | 730 | 0 | 0 | 2 | 118 | 106 | 27 | 2838 |
| SUBTOTAL ACTIVE..... | 60 | 2004 | 787 | 0 | 0 | 4 | 137 | 113 | 30 | 3075 |
| RE-OPENED CASES..... | | | | | | | | | | |
| REMANDS FROM HIGHER COURTS..... | 70 | 0 | 0 | 0 | 0 | 0 | 0 | 0 | 0 | 0 |
| PROBATION VIOLATIONS..... | 80 | 3 | 1 | 0 | 0 | 0 | 0 | 0 | 0 | 4 |
| MISTRIALS..... | 85 | 0 | 0 | 0 | 0 | 0 | 0 | 0 | 0 | 0 |
| APPEARANCE AFTER BENCH WARRANT ISSUED..... | 90 | 2 | 6 | 0 | 0 | 0 | 0 | 0 | 0 | 8 |
| SERVICE MADE/ARRAIGNMENT..... | 95 | 53 | 69 | 0 | 0 | 0 | 38 | 19 | 8 | 187 |
| OTHER..... | 100 | 92 | 99 | 0 | 0 | 0 | 39 | 0 | 0 | 230 |
| SUBTOTAL (ADD LINES 70 THROUGH 100)..... | 110 | 150 | 175 | 0 | 0 | 0 | 77 | 19 | 8 | 429 |
| TOTAL ACTIVE CASELOAD THIS YEAR (ADD LINES 60 AND 110)..... | 120 | 2154 | 962 | 0 | 0 | 4 | 214 | 132 | 38 | 3504 |
| JUDICIAL DISPOSITIONS..... | | | | | | | | | | |
| GUILTY PLEAS..... | 130 | 119 | 106 | 0 | 0 | 0 | 0 | 0 | 0 | 225 |
| TRIALS WITHOUT JURY..... | 140 | 15 | 2 | 0 | 0 | 0 | 3 | 2 | 0 | 22 |
| TRIALS BY JURY..... | 150 | 1 | 2 | 0 | 0 | 0 | 1 | 0 | 0 | 4 |
| DISMISSALS..... | 160 | 50 | 258 | 0 | 0 | 2 | 3 | 4 | 0 | 317 |
| PELIMINARY EXAMS WAIVED..... | 170 | 0 | 46 | 0 | 0 | 0 | 0 | 0 | 0 | 46 |
| PELIMINARY EXAMS CONDUCTED..... | 175 | 0 | 8 | 0 | 0 | 0 | 0 | 0 | 0 | 8 |
| BENCH WARRANTS..... | 180 | 8 | 6 | 0 | 0 | 0 | 0 | 0 | 0 | 14 |
| NO PROGRESS..... | 185 | 0 | 0 | 0 | 0 | 0 | 6 | 2 | 0 | 8 |
| OTHER JUDICIAL DISPOSITIONS..... | 190 | 39 | 2 | 0 | 0 | 0 | 133 | 77 | 22 | 273 |
| SUBTOTAL (ADD LINES 130 THROUGH 190)..... | 200 | 232 | 430 | 0 | 0 | 2 | 146 | 85 | 22 | 917 |
| OTHER DISPOSITIONS..... | | | | | | | | | | |
| MAGISTRATES..... | 210 | 1601 | 260 | 0 | 0 | 0 | 0 | 0 | 0 | 1861 |
| TRAFFIC BUREAU..... | 220 | 0 | 0 | 0 | 0 | 0 | 0 | 0 | 0 | 0 |
| NON-SERVICE..... | 230 | 169 | 209 | 0 | 0 | 1 | 63 | 34 | 15 | 491 |
| SUBTOTAL (ADD LINES 210 THROUGH 230)..... | 240 | 1770 | 469 | 0 | 0 | 1 | 63 | 34 | 15 | 2352 |
| TOTAL DISPOSITIONS (ADD LINES 200 AND 240)..... | 250 | 2002 | 899 | 0 | 0 | 3 | 209 | 119 | 37 | 3269 |
| PENDING CASES AT THE END OF YEAR..... | | | | | | | | | | |
| INACTIVE: BENCH WARRANTS (LINES 10 - 90 + 180)..... | 260 | 20 | 7 | 0 | 0 | 0 | 0 | 0 | 0 | 27 |
| INACTIVE: NON-SERVICE (LINES 20 - 95 + 230)..... | 270 | 304 | 367 | 0 | 0 | 1 | 31 | 17 | 9 | 729 |
| ACTIVE PENDING (SUBTRACT LINE 250 FROM LINE 120)..... | 280 | 152 | 63 | 0 | 0 | 1 | 5 | 13 | 1 | 235 |
| TOTAL CASES PENDING AT END OF YEAR(LINES 260+270+280)..... | 290 | 476 | 437 | 0 | 0 | 2 | 36 | 30 | 10 | 991 |
| CIVIL CASES PENDING OVER 1 YEAR..... | 300 | 0 | 0 | 0 | 0 | 0 | 6 | 2 | 1 | 9 |

REPORT OF DISTRICT CASELOAD

REGION 5

DISTRICT #83 - Div. 2

ROSCOMMON COUNTY

| ***** | | | | | | | | | | |
|---|---------------|------------|----------|----------|-----------|-------|--------------|----------------|----|-------|
| * CRIMINAL * | | | | | * CIVIL * | | | | | |
| ***** | | | | | | | | | | |
| | STATE OFFENSE | STATE ORD. | PARK-ING | TRAF-FIC | TRAF-FIC | CIVIL | SMALL CLAIMS | SUM-MARY PROC. | | TOTAL |
| | L | I | N | E | | | | | | |
| ***** | | | | | | | | | | |
| PENDING CASES AT THE BEGINNING OF THE YEAR..... | | | | | | | | | | |
| INACTIVE BENCH WARRANTS..... | 10 | 227 | 170 | 26 | 0 | 1 | 0 | 0 | 0 | 424 |
| INACTIVE: NON-SERVICE..... | 20 | 5 | 79 | 0 | 0 | 1 | 42 | 28 | 8 | 163 |
| TOTAL (ADD LINES 10 AND 20)..... | 30 | 232 | 249 | 26 | 0 | 2 | 42 | 28 | 8 | 587 |
| ACTIVE PENDING..... | 40 | 272 | 193 | 12 | 0 | 1 | 57 | 16 | 6 | 557 |
| NEW CASES FILED THIS YEAR..... | 50 | 5695 | 1501 | 34 | 0 | 2 | 149 | 197 | 36 | 7614 |
| SUBTOTAL ACTIVE..... | 60 | 5967 | 1694 | 46 | 0 | 3 | 206 | 213 | 42 | 8171 |
| RE-OPENED CASES..... | | | | | | | | | | |
| REMANDS FROM HIGHER COURTS..... | 70 | 0 | 5 | 0 | 0 | 0 | 0 | 0 | 0 | 5 |
| PROBATION VIOLATIONS..... | 80 | 0 | 0 | 0 | 0 | 0 | 0 | 0 | 0 | 0 |
| MISTRIALS..... | 85 | 0 | 0 | 0 | 0 | 0 | 0 | 0 | 0 | 0 |
| APPEARANCE AFTER BENCH WARRANT ISSUED..... | 90 | 409 | 172 | 12 | 0 | 1 | 0 | 0 | 0 | 594 |
| SERVICE MADE/ARRAIGNMENT..... | 95 | 5 | 135 | 0 | 0 | 2 | 120 | 139 | 29 | 430 |
| OTHER..... | 100 | 339 | 55 | 0 | 0 | 0 | 20 | 11 | 0 | 425 |
| SUBTOTAL (ADD LINES 70 THROUGH 100)..... | 110 | 753 | 367 | 12 | 0 | 3 | 140 | 150 | 29 | 1454 |
| TOTAL ACTIVE CASELOAD THIS YEAR (ADD LINES 60 AND 110)..... | 120 | 6720 | 2061 | 58 | 0 | 6 | 346 | 363 | 71 | 9625 |
| JUDICIAL DISPOSITIONS..... | | | | | | | | | | |
| GUILTY PLEAS..... | 130 | 331 | 279 | 0 | 0 | 0 | 0 | 0 | 0 | 610 |
| TRIALS WITHOUT JURY..... | 140 | 20 | 10 | 0 | 0 | 0 | 4 | 1 | 0 | 35 |
| TRIALS BY JURY..... | 150 | 9 | 15 | 0 | 0 | 0 | 1 | 0 | 0 | 25 |
| DISMISSALS..... | 160 | 330 | 335 | 4 | 0 | 4 | 53 | 26 | 6 | 758 |
| PELIMINARY EXAMS WAIVED..... | 170 | 0 | 41 | 0 | 0 | 0 | 0 | 0 | 0 | 41 |
| PELIMINARY EXAMS CONDUCTED..... | 175 | 1 | 20 | 0 | 0 | 0 | 0 | 0 | 0 | 21 |
| BENCH WARRANTS..... | 180 | 408 | 139 | 3 | 0 | 0 | 0 | 0 | 0 | 550 |
| NO PROGRESS..... | 185 | 0 | 0 | 0 | 0 | 0 | 22 | 0 | 4 | 26 |
| OTHER JUDICIAL DISPOSITIONS..... | 190 | 114 | 59 | 0 | 0 | 0 | 104 | 169 | 33 | 479 |
| SUBTOTAL (ADD LINES 130 THROUGH 190)..... | 200 | 1213 | 898 | 7 | 0 | 4 | 184 | 196 | 43 | 2545 |
| OTHER DISPOSITIONS..... | | | | | | | | | | |
| MAGISTRATES..... | 210 | 5058 | 890 | 51 | 0 | 0 | 0 | 0 | 0 | 5999 |
| TRAFFIC BUREAU..... | 220 | 0 | 0 | 0 | 0 | 0 | 0 | 0 | 0 | 0 |
| NON-SERVICE..... | 230 | 1 | 117 | 0 | 0 | 1 | 99 | 143 | 28 | 389 |
| SUBTOTAL (ADD LINES 210 THROUGH 230)..... | 240 | 5059 | 1007 | 51 | 0 | 1 | 99 | 143 | 28 | 6388 |
| TOTAL DISPOSITIONS (ADD LINES 200 AND 240)..... | 250 | 6272 | 1905 | 58 | 0 | 5 | 283 | 339 | 71 | 8933 |
| PENDING CASES AT THE END OF YEAR..... | | | | | | | | | | |
| INACTIVE: BENCH WARRANTS (LINES 10 - 90 + 180)..... | 260 | 226 | 137 | 17 | 0 | 0 | 0 | 0 | 0 | 380 |
| INACTIVE: NON-SERVICE (LINES 20 - 95 + 230)..... | 270 | 1 | 61 | 0 | 0 | 0 | 21 | 32 | 7 | 122 |
| ACTIVE PENDING (SUBTRACT LINE 250 FROM LINE 120)..... | 280 | 448 | 156 | 0 | 0 | 1 | 63 | 24 | 0 | 692 |
| TOTAL CASES PENDING AT END OF YEAR(LINES 260+270+280)..... | 290 | 675 | 354 | 17 | 0 | 1 | 84 | 56 | 7 | 1194 |
| CIVIL CASES PENDING OVER 1 YEAR..... | 300 | 0 | 0 | 0 | 0 | 0 | 15 | 1 | 0 | 16 |

REPORT OF DISTRICT CASELOAD

REGION 5

DISTRICT #83

COURT SUMMARY

| ***** | | | | | | | | | | |
|---|---|---------------|---------------|---------------|---------------|---------|----------|----------------|---------|-------|
| * CRIMINAL * CIVIL * T * | | | | | | | | | | |
| ***** | | | | | | | | | | |
| * STATE OFFENSE * STATE * ORDINANCE * * * * T * | | | | | | | | | | |
| ***** | | | | | | | | | | |
| L | * ORD. * * * * * | | | | * * * * * | | | * SUM- * * * * | | A |
| I | * TRAF- * NON | * TRAF- * AND | * PARK- * NON | * TRAF- * NON | * TRAF- * NON | * CIVIL | * SMALL | * MARY | * PROC. | L |
| N | * FIC | * FIC | * ING | * FIC | * FIC | * CIVIL | * CLAIMS | * CLAIMS | * PROC. | S |
| E | * FIC | * FIC | * ING | * FIC | * FIC | * CIVIL | * CLAIMS | * CLAIMS | * PROC. | S |
| ***** | | | | | | | | | | |
| PENDING CASES AT THE BEGINNING OF THE YEAR..... | | | | | | | | | | |
| | INACTIVE BENCH WARRANTS..... | 10 | 241 | 177 | 26 | 0 | 1 | 0 | 0 | 445 |
| | INACTIVE: NON-SERVICE..... | 20 | 193 | 306 | 0 | 0 | 1 | 48 | 30 | 588 |
| | TOTAL (ADD LINES 10 AND 20)..... | 30 | 434 | 483 | 26 | 0 | 2 | 48 | 30 | 1033 |
| | ACTIVE PENDING..... | 40 | 421 | 250 | 12 | 0 | 3 | 76 | 23 | 794 |
| | NEW CASES FILED THIS YEAR..... | 50 | 7550 | 2231 | 34 | 0 | 4 | 267 | 303 | 10452 |
| | SUBTOTAL ACTIVE..... | 60 | 7971 | 2481 | 46 | 0 | 7 | 343 | 326 | 11246 |
| RE-OPENED CASES..... | | | | | | | | | | |
| | REMANDS FROM HIGHER COURTS..... | 70 | 0 | 5 | 0 | 0 | 0 | 0 | 0 | 5 |
| | PROBATION VIOLATIONS..... | 80 | 3 | 1 | 0 | 0 | 0 | 0 | 0 | 4 |
| | MISTRIALS..... | 85 | 0 | 0 | 0 | 0 | 0 | 0 | 0 | 0 |
| | APPEARANCE AFTER BENCH WARRANT ISSUED..... | 90 | 411 | 178 | 12 | 0 | 1 | 0 | 0 | 602 |
| | SERVICE MADE/ARRAIGNMENT..... | 95 | 58 | 204 | 0 | 0 | 2 | 158 | 158 | 37 |
| | OTHER..... | 100 | 431 | 154 | 0 | 0 | 0 | 59 | 11 | 655 |
| | SUBTOTAL (ADD LINES 70 THROUGH 100)..... | 110 | 903 | 542 | 12 | 0 | 3 | 217 | 169 | 1883 |
| | TOTAL ACTIVE CASELOAD THIS YEAR (ADD LINES 60 AND 110)..... | 120 | 8874 | 3023 | 58 | 0 | 10 | 560 | 495 | 13129 |
| JUDICIAL DISPOSITIONS..... | | | | | | | | | | |
| | GUILTY PLEAS..... | 130 | 450 | 385 | 0 | 0 | 0 | 0 | 0 | 835 |
| | TRIALS WITHOUT JURY..... | 140 | 35 | 12 | 0 | 0 | 0 | 7 | 3 | 57 |
| | TRIALS BY JURY..... | 150 | 10 | 17 | 0 | 0 | 0 | 2 | 0 | 29 |
| | DISMISSALS..... | 160 | 380 | 593 | 4 | 0 | 6 | 56 | 30 | 1075 |
| | PELIMINARY EXAMS WAIVED..... | 170 | 0 | 87 | 0 | 0 | 0 | 0 | 0 | 87 |
| | PELIMINARY EXAMS CONDUCTED..... | 175 | 1 | 28 | 0 | 0 | 0 | 0 | 0 | 29 |
| | BENCH WARRANTS..... | 180 | 416 | 145 | 3 | 0 | 0 | 0 | 0 | 564 |
| | NO PROGRESS..... | 185 | 0 | 0 | 0 | 0 | 0 | 28 | 2 | 34 |
| | OTHER JUDICIAL DISPOSITIONS..... | 190 | 153 | 61 | 0 | 0 | 0 | 237 | 246 | 752 |
| | SUBTOTAL (ADD LINES 130 THROUGH 190)..... | 200 | 1445 | 1328 | 7 | 0 | 6 | 330 | 281 | 3462 |
| OTHER DISPOSITIONS..... | | | | | | | | | | |
| | MAGISTRATES..... | 210 | 6659 | 1150 | 51 | 0 | 0 | 0 | 0 | 7860 |
| | TRAFFIC BUREAU..... | 220 | 0 | 0 | 0 | 0 | 0 | 0 | 0 | 0 |
| | NON-SERVICE..... | 230 | 170 | 326 | 0 | 0 | 2 | 162 | 177 | 43 |
| | SUBTOTAL (ADD LINES 210 THROUGH 230)..... | 240 | 6829 | 1476 | 51 | 0 | 2 | 162 | 177 | 43 |
| | TOTAL DISPOSITIONS (ADD LINES 200 AND 240)..... | 250 | 8274 | 2804 | 58 | 0 | 8 | 492 | 458 | 108 |
| PENDING CASES AT THE END OF YEAR..... | | | | | | | | | | |
| | INACTIVE: BENCH WARRANTS (LINES 10 - 90 + 180)..... | 260 | 246 | 144 | 17 | 0 | 0 | 0 | 0 | 407 |
| | INACTIVE: NON-SERVICE (LINES 20 - 95 + 230)..... | 270 | 305 | 428 | 0 | 0 | 1 | 52 | 49 | 851 |
| | ACTIVE PENDING (SUBTRACT LINE 250 FROM LINE 120)..... | 280 | 600 | 219 | 0 | 0 | 2 | 68 | 37 | 927 |
| | TOTAL CASES PENDING AT END OF YEAR(LINES 260+270+280)..... | 290 | 1151 | 791 | 17 | 0 | 3 | 120 | 86 | 2185 |
| | CIVIL CASES PENDING OVER 1 YEAR..... | 300 | 0 | 0 | 0 | 0 | 0 | 21 | 3 | 1 |

REPORT OF DISTRICT CASELOAD

REGION 5

DISTRICT #86 - Div. 1

GRAND TRAVERSE COUNTY

| ***** | | | | | | | | | | |
|---|-------|-------|-------|-------|-------|-------|--------|-------|-----|-------|
| * CRIMINAL * CIVIL * T * | | | | | | | | | | |
| ***** | | | | | | | | | | |
| * STATE OFFENSE * STATE * ORDINANCE * * * * * T * | | | | | | | | | | |
| ***** | | | | | | | | | | |
| L | STATE | STATE | ORD. | ORD. | NON | CIVIL | SUM- | MARY | A | * |
| N | TRAF- | TRAF- | PARK- | TRAF- | TRAF- | CIVIL | SMALL | PROC. | S | * |
| E | FIC | FIC | ING | FIC | FIC | | CLAIMS | | | * |
| ***** | | | | | | | | | | |
| PENDING CASES AT THE BEGINNING OF THE YEAR..... | | | | | | | | | | |
| INACTIVE BENCH WARRANTS..... | 10 | 36 | 48 | 0 | 6 | 1 | 1 | 0 | 0 | 92 |
| INACTIVE: NON-SERVICE..... | 20 | 167 | 135 | 67 | 131 | 2 | 86 | 148 | 8 | 744 |
| TOTAL (ADD LINES 10 AND 20)..... | 30 | 203 | 183 | 67 | 137 | 3 | 87 | 148 | 8 | 836 |
| ACTIVE PENDING..... | 40 | 317 | 101 | 7 | 217 | 36 | 284 | 59 | 7 | 1028 |
| NEW CASES FILED THIS YEAR..... | 50 | 3650 | 1205 | 333 | 2155 | 132 | 737 | 1400 | 107 | 9719 |
| SUBTOTAL ACTIVE..... | 60 | 3967 | 1306 | 340 | 2372 | 168 | 1021 | 1459 | 114 | 10747 |
| RE-OPENED CASES..... | | | | | | | | | | |
| REMANDS FROM HIGHER COURTS..... | 70 | 10 | 22 | 0 | 0 | 0 | 5 | 0 | 0 | 37 |
| PROBATION VIOLATIONS..... | 80 | 29 | 54 | 1 | 0 | 0 | 0 | 0 | 0 | 84 |
| MISTRIALS..... | 85 | 0 | 2 | 0 | 0 | 0 | 0 | 0 | 0 | 2 |
| APPEARANCE AFTER BENCH WARRANT ISSUED..... | 90 | 13 | 31 | 0 | 1 | 0 | 0 | 0 | 0 | 45 |
| SERVICE MADE/ARRAIGNMENT..... | 95 | 111 | 115 | 56 | 64 | 0 | 351 | 330 | 25 | 1052 |
| OTHER..... | 100 | 7 | 8 | 0 | 0 | 0 | 141 | 164 | 14 | 334 |
| SUBTOTAL (ADD LINES 70 THROUGH 100)..... | 110 | 170 | 232 | 57 | 65 | 0 | 497 | 494 | 39 | 1554 |
| TOTAL ACTIVE CASELOAD THIS YEAR (ADD LINES 60 AND 110)..... | 120 | 4137 | 1538 | 397 | 2437 | 168 | 1518 | 1953 | 153 | 12301 |
| JUDICIAL DISPOSITIONS..... | | | | | | | | | | |
| GUILTY PLEAS..... | 130 | 233 | 400 | 3 | 0 | 0 | 0 | 0 | 0 | 636 |
| TRIALS WITHOUT JURY..... | 140 | 35 | 19 | 0 | 12 | 1 | 33 | 123 | 0 | 223 |
| TRIALS BY JURY..... | 150 | 39 | 38 | 0 | 7 | 3 | 14 | 0 | 1 | 102 |
| DISMISSALS..... | 160 | 116 | 271 | 0 | 53 | 6 | 232 | 631 | 28 | 1337 |
| PELIMINARY EXAMS WAIVED..... | 170 | 8 | 38 | 0 | 0 | 0 | 0 | 0 | 0 | 46 |
| PELIMINARY EXAMS CONDUCTED..... | 175 | 3 | 80 | 0 | 0 | 0 | 0 | 0 | 0 | 83 |
| BENCH WARRANTS..... | 180 | 31 | 37 | 0 | 8 | 0 | 0 | 0 | 0 | 76 |
| NO PROGRESS..... | 185 | 0 | 0 | 0 | 0 | 0 | 87 | 5 | 4 | 96 |
| OTHER JUDICIAL DISPOSITIONS..... | 190 | 35 | 66 | 4 | 0 | 0 | 377 | 400 | 68 | 950 |
| SUBTOTAL (ADD LINES 130 THROUGH 190)..... | 200 | 500 | 949 | 7 | 80 | 10 | 743 | 1159 | 101 | 3549 |
| OTHER DISPOSITIONS..... | | | | | | | | | | |
| MAGISTRATES..... | 210 | 966 | 121 | 58 | 795 | 67 | 0 | 0 | 0 | 2007 |
| TRAFFIC BUREAU..... | 220 | 2340 | 167 | 163 | 1372 | 54 | 0 | 0 | 0 | 4096 |
| NON-SERVICE..... | 230 | 205 | 124 | 47 | 84 | 6 | 514 | 777 | 47 | 1804 |
| SUBTOTAL (ADD LINES 210 THROUGH 230)..... | 240 | 3511 | 412 | 268 | 2251 | 127 | 514 | 777 | 47 | 7907 |
| TOTAL DISPOSITIONS (ADD LINES 200 AND 240)..... | 250 | 4011 | 1361 | 275 | 2331 | 137 | 1257 | 1936 | 148 | 11456 |
| PENDING CASES AT THE END OF YEAR..... | | | | | | | | | | |
| INACTIVE: BENCH WARRANTS (LINES 10 - 90 + 180)..... | 260 | 54 | 54 | 0 | 13 | 1 | 1 | 0 | 0 | 123 |
| INACTIVE: NON-SERVICE (LINES 20 - 95 + 230)..... | 270 | 261 | 144 | 58 | 151 | 8 | 249 | 595 | 30 | 1496 |
| ACTIVE PENDING (SUBTRACT LINE 250 FROM LINE 120)..... | 280 | 126 | 177 | 122 | 106 | 31 | 261 | 17 | 5 | 845 |
| TOTAL CASES PENDING AT END OF YEAR(LINES 260+270+280)..... | 290 | 441 | 375 | 180 | 270 | 40 | 511 | 612 | 35 | 2464 |
| CIVIL CASES PENDING OVER 1 YEAR..... | 300 | 0 | 0 | 0 | 0 | 0 | 52 | 16 | 3 | 71 |

REPORT OF DISTRICT CASELOAD

REGION 5

DISTRICT #86

COURT SUMMARY

| ***** | | | | | | | | | |
|---|--------------|---------|---------|---------|---------------|---------|----------|---------|-------|
| * C R I M I N A L * | | | | | * C I V I L * | | | * T * | |
| ***** | | | | | | | | | |
| * STATE OFFENSE * STATE * ORDINANCE * | | | | | | | | | |
| L | * ORD. ***** | | | | | | * SUM- | * A * | |
| I | * NON | * AND | * NON | * | | * SMALL | * MARY | * L * | |
| N | * TRAF- | * TRAF- | * PARK- | * TRAF- | * TRAF- | * CIVIL | * CLAIMS | * PROC. | * S * |
| E | * FIC | * FIC | * ING | * FIC | * FIC | * | * | * | * |
| ***** | | | | | | | | | |
| PENDING CASES AT THE BEGINNING OF THE YEAR..... | | | | | | | | | |
| INACTIVE BENCH WARRANTS..... | 10 | 48 | 68 | 0 | 6 | 1 | 1 | 0 | 124 |
| INACTIVE: NON-SERVICE..... | 20 | 234 | 199 | 91 | 131 | 2 | 96 | 148 | 909 |
| TOTAL (ADD LINES 10 AND 20)..... | 30 | 282 | 267 | 91 | 137 | 3 | 97 | 148 | 1033 |
| ACTIVE PENDING..... | 40 | 434 | 122 | 7 | 217 | 36 | 320 | 64 | 1210 |
| NEW CASES FILED THIS YEAR..... | 50 | 4905 | 1489 | 334 | 2156 | 133 | 788 | 1497 | 11429 |
| SUBTOTAL ACTIVE..... | 60 | 5339 | 1611 | 341 | 2373 | 169 | 1108 | 1561 | 12639 |
| RE-OPENED CASES..... | | | | | | | | | |
| REMANDS FROM HIGHER COURTS..... | 70 | 10 | 23 | 0 | 0 | 0 | 6 | 0 | 39 |
| PROBATION VIOLATIONS..... | 80 | 35 | 65 | 1 | 0 | 0 | 0 | 0 | 101 |
| MISTRIALS..... | 85 | 0 | 2 | 0 | 0 | 0 | 0 | 0 | 2 |
| APPEARANCE AFTER BENCH WARRANT ISSUED..... | 90 | 29 | 47 | 0 | 1 | 0 | 0 | 0 | 77 |
| SERVICE MADE/ARRAIGNMENT..... | 95 | 161 | 138 | 57 | 64 | 0 | 378 | 330 | 1153 |
| OTHER..... | 100 | 8 | 9 | 0 | 0 | 0 | 145 | 164 | 340 |
| SUBTOTAL (ADD LINES 70 THROUGH 100)..... | 110 | 243 | 284 | 58 | 65 | 0 | 529 | 494 | 1712 |
| TOTAL ACTIVE CASELOAD THIS YEAR (ADD LINES 60 AND 110)..... | 120 | 5582 | 1895 | 399 | 2438 | 169 | 1637 | 2055 | 14351 |
| JUDICIAL DISPOSITIONS..... | | | | | | | | | |
| GUILTY PLEAS..... | 130 | 351 | 514 | 3 | 0 | 0 | 0 | 0 | 868 |
| TRIALS WITHOUT JURY..... | 140 | 39 | 21 | 0 | 12 | 1 | 38 | 128 | 242 |
| TRIALS BY JURY..... | 150 | 41 | 44 | 0 | 7 | 3 | 15 | 0 | 111 |
| DISMISSALS..... | 160 | 164 | 320 | 0 | 53 | 6 | 246 | 668 | 1488 |
| PELIMINARY EXAMS WAIVED..... | 170 | 8 | 44 | 0 | 0 | 0 | 0 | 0 | 52 |
| PELIMINARY EXAMS CONDUCTED..... | 175 | 4 | 92 | 0 | 0 | 0 | 0 | 0 | 96 |
| BENCH WARRANTS..... | 180 | 48 | 60 | 0 | 8 | 0 | 0 | 0 | 116 |
| NO PROGRESS..... | 185 | 0 | 0 | 0 | 0 | 0 | 87 | 5 | 96 |
| OTHER JUDICIAL DISPOSITIONS..... | 190 | 38 | 67 | 4 | 0 | 0 | 417 | 425 | 1033 |
| SUBTOTAL (ADD LINES 130 THROUGH 190)..... | 200 | 693 | 1162 | 7 | 80 | 10 | 803 | 1226 | 4102 |
| OTHER DISPOSITIONS..... | | | | | | | | | |
| MAGISTRATES..... | 210 | 1785 | 201 | 58 | 746 | 67 | 0 | 0 | 2907 |
| TRAFFIC BUREAU..... | 220 | 2610 | 187 | 164 | 1372 | 54 | 0 | 0 | 4387 |
| NON-SERVICE..... | 230 | 251 | 158 | 48 | 84 | 7 | 546 | 777 | 1918 |
| SUBTOTAL (ADD LINES 210 THROUGH 230)..... | 240 | 4646 | 546 | 270 | 2252 | 128 | 546 | 777 | 9212 |
| TOTAL DISPOSITIONS (ADD LINES 200 AND 240)..... | 250 | 5339 | 1708 | 277 | 2332 | 138 | 1349 | 2003 | 13314 |
| PENDING CASES AT THE END OF YEAR..... | | | | | | | | | |
| INACTIVE: BENCH WARRANTS (LINES 10 - 90 + 180)..... | 260 | 67 | 81 | 0 | 13 | 1 | 1 | 0 | 163 |
| INACTIVE: NON-SERVICE (LINES 20 - 95 + 230)..... | 270 | 324 | 219 | 82 | 151 | 9 | 264 | 595 | 1674 |
| ACTIVE PENDING (SUBTRACT LINE 250 FROM LINE 120)..... | 280 | 243 | 187 | 122 | 106 | 31 | 288 | 52 | 1037 |
| TOTAL CASES PENDING AT END OF YEAR(LINES 260+270+280)..... | 290 | 634 | 487 | 204 | 270 | 41 | 553 | 647 | 2874 |
| CIVIL CASES PENDING OVER 1 YEAR..... | 300 | 0 | 0 | 0 | 0 | 0 | 52 | 16 | 71 |

REPORT OF DISTRICT CASELOAD

REGION 5

DISTRICT #87 - Div. 1

ANTRIM COUNTY

| ***** | | | | | | | | | | |
|--|-----|------|-----|---|-----|----|-----|-----|----|------|
| * C R I M I N A L * C I V I L * T * | | | | | | | | | | |
| ***** | | | | | | | | | | |
| * STATE OFFENSE * STATE * ORDINANCE * * * * * O * T * | | | | | | | | | | |
| L ***** ORD. ***** * * * * * A * | | | | | | | | | | |
| I * * * * * AND * * * * * * * * * * * M A R Y * L * | | | | | | | | | | |
| N * TRAF- * TRAF- * PARK- * TRAF- * TRAF- * CIVIL * SMALL * MARY * S * | | | | | | | | | | |
| E * FIC * FIC * ING * FIC * FIC * * CLAIMS * PROC. * * * * | | | | | | | | | | |
| ***** | | | | | | | | | | |
| PENDING CASES AT THE BEGINNING OF THE YEAR..... | | | | | | | | | | |
| INACTIVE BENCH WARRANTS..... | 10 | 11 | 3 | 0 | 0 | 0 | 0 | 0 | 0 | 14 |
| INACTIVE: NON-SERVICE..... | 20 | 0 | 0 | 0 | 0 | 0 | 0 | 0 | 0 | 0 |
| TOTAL (ADD LINES 10 AND 20)..... | 30 | 11 | 3 | 0 | 0 | 0 | 0 | 0 | 0 | 14 |
| ACTIVE PENDING..... | 40 | 101 | 72 | 0 | 14 | 0 | 106 | 13 | 4 | 310 |
| NEW CASES FILED THIS YEAR..... | 50 | 1028 | 604 | 0 | 113 | 18 | 140 | 234 | 26 | 2163 |
| SUBTOTAL ACTIVE..... | 60 | 1129 | 676 | 0 | 127 | 18 | 246 | 247 | 30 | 2473 |
| RE-OPENED CASES..... | | | | | | | | | | |
| REMANDS FROM HIGHER COURTS..... | 70 | 0 | 2 | 0 | 0 | 0 | 0 | 0 | 0 | 2 |
| PROBATION VIOLATIONS..... | 80 | 0 | 15 | 0 | 0 | 0 | 0 | 0 | 0 | 15 |
| MISTRIALS..... | 85 | 0 | 0 | 0 | 0 | 0 | 0 | 0 | 0 | 0 |
| APPEARANCE AFTER BENCH WARRANT ISSUED..... | 90 | 6 | 24 | 0 | 0 | 0 | 0 | 0 | 0 | 30 |
| SERVICE MADE/ARRAIGNMENT..... | 95 | 0 | 0 | 0 | 0 | 0 | 17 | 0 | 0 | 17 |
| OTHER..... | 100 | 0 | 0 | 0 | 0 | 0 | 59 | 8 | 7 | 74 |
| SUBTOTAL (ADD LINES 70 THROUGH 100)..... | 110 | 6 | 41 | 0 | 0 | 0 | 76 | 8 | 7 | 138 |
| TOTAL ACTIVE CASELOAD THIS YEAR (ADD LINES 60 AND 110)..... | 120 | 1135 | 717 | 0 | 127 | 18 | 322 | 255 | 37 | 2611 |
| JUDICIAL DISPOSITIONS..... | | | | | | | | | | |
| GUILTY PLEAS..... | 130 | 111 | 215 | 0 | 2 | 0 | 0 | 0 | 0 | 328 |
| TRIALS WITHOUT JURY..... | 140 | 5 | 5 | 0 | 0 | 0 | 3 | 35 | 0 | 48 |
| TRIALS BY JURY..... | 150 | 2 | 1 | 0 | 0 | 0 | 1 | 0 | 0 | 4 |
| DISMISSALS..... | 160 | 44 | 94 | 0 | 0 | 0 | 27 | 81 | 5 | 251 |
| PELIMINARY EXAMS WAIVED..... | 170 | 0 | 52 | 0 | 0 | 0 | 0 | 0 | 0 | 52 |
| PELIMINARY EXAMS CONDUCTED..... | 175 | 0 | 17 | 0 | 0 | 0 | 0 | 0 | 0 | 17 |
| BENCH WARRANTS..... | 180 | 17 | 42 | 0 | 0 | 0 | 0 | 0 | 0 | 59 |
| NO PROGRESS..... | 185 | 0 | 0 | 0 | 0 | 0 | 0 | 9 | 0 | 9 |
| OTHER JUDICIAL DISPOSITIONS..... | 190 | 9 | 21 | 0 | 0 | 0 | 213 | 94 | 24 | 361 |
| SUBTOTAL (ADD LINES 130 THROUGH 190)..... | 200 | 188 | 447 | 0 | 2 | 0 | 244 | 219 | 29 | 1129 |
| OTHER DISPOSITIONS..... | | | | | | | | | | |
| MAGISTRATES..... | 210 | 880 | 225 | 0 | 95 | 16 | 0 | 0 | 0 | 1216 |
| TRAFFIC BUREAU..... | 220 | 0 | 0 | 0 | 0 | 0 | 0 | 0 | 0 | 0 |
| NON-SERVICE..... | 230 | 1 | 0 | 0 | 0 | 0 | 62 | 0 | 2 | 65 |
| SUBTOTAL (ADD LINES 210 THROUGH 230)..... | 240 | 881 | 225 | 0 | 95 | 16 | 62 | 0 | 2 | 1281 |
| TOTAL DISPOSITIONS (ADD LINES 200 AND 240)..... | 250 | 1069 | 672 | 0 | 97 | 16 | 306 | 219 | 31 | 2410 |
| PENDING CASES AT THE END OF YEAR..... | | | | | | | | | | |
| INACTIVE: BENCH WARRANTS (LINES 10 - 90 + 180)..... | 260 | 22 | 21 | 0 | 0 | 0 | 0 | 0 | 0 | 43 |
| INACTIVE: NON-SERVICE (LINES 20 - 95 + 230)..... | 270 | 1 | 0 | 0 | 0 | 0 | 45 | 0 | 2 | 48 |
| ACTIVE PENDING (SUBTRACT LINE 250 FROM LINE 120)..... | 280 | 66 | 45 | 0 | 30 | 2 | 16 | 36 | 6 | 201 |
| TOTAL CASES PENDING AT END OF YEAR(LINES 260+270+280)..... | 290 | 89 | 66 | 0 | 30 | 2 | 61 | 36 | 8 | 292 |
| CIVIL CASES PENDING OVER 1 YEAR..... | 300 | 0 | 0 | 0 | 0 | 0 | 3 | 0 | 0 | 3 |

REPORT OF DISTRICT CASELOAD

REGION 5

DISTRICT #87 - Div. 2

KALKASKA COUNTY

| ***** | | | | | | | | | | |
|---|---------------------|----------------|---------------|-----------|-----------|---------------|------------|----------|-----------|-------|
| | * C R I M I N A L * | | | | | * C I V I L * | | | | * T * |
| | ***** | | | | | ***** | | | | O * |
| | * STATE OFFENSE * | * STATE ORD. * | * ORDINANCE * | | | * * * | * * * | * * * | * * * | * T * |
| L | ***** | ***** | ***** | | | * * * | * * * | * * * | * * * | A * |
| I | * NON * | * AND * | * NON * | | | * * * | * * * | * * * | * * * | L * |
| N | * TRAF- * | * TRAF- * | * PARK- * | * TRAF- * | * TRAF- * | * CIVIL * | * CLAIMS * | * MARY * | * PROC. * | S * |
| E | * FIC * | * FIC * | * ING * | * FIC * | * FIC * | * * * | * * * | * * * | * * * | * * * |
| | ***** | ***** | ***** | ***** | ***** | ***** | ***** | ***** | ***** | ***** |
| PENDING CASES AT THE BEGINNING OF THE YEAR..... | | | | | | | | | | |
| INACTIVE BENCH WARRANTS..... | 10 | 65 | 42 | 0 | 0 | 0 | 0 | 0 | 0 | 107 |
| INACTIVE; NON-SERVICE..... | 20 | 123 | 19 | 0 | 0 | 0 | 11 | 4 | 0 | 157 |
| TOTAL (ADD LINES 10 AND 20)..... | 30 | 188 | 61 | 0 | 0 | 0 | 11 | 4 | 0 | 264 |
| ACTIVE PENDING..... | 40 | 224 | 115 | 0 | 0 | 0 | 55 | 4 | 4 | 402 |
| NEW CASES FILED THIS YEAR..... | 50 | 3627 | 993 | 0 | 0 | 0 | 139 | 204 | 31 | 4994 |
| SUBTOTAL ACTIVE..... | 60 | 3851 | 1108 | 0 | 0 | 0 | 194 | 208 | 35 | 5396 |
| RE-OPENED CASES..... | | | | | | | | | | |
| REMANDS FROM HIGHER COURTS..... | 70 | 0 | 2 | 0 | 0 | 0 | 0 | 0 | 0 | 2 |
| PROBATION VIOLATIONS..... | 80 | 40 | 35 | 0 | 0 | 0 | 0 | 0 | 0 | 75 |
| MISTRIALS..... | 85 | 0 | 1 | 0 | 0 | 0 | 0 | 0 | 1 | 2 |
| APPEARANCE AFTER BENCH WARRANT ISSUED..... | 90 | 29 | 44 | 0 | 0 | 0 | 0 | 0 | 0 | 73 |
| SERVICE MADE/ARRAIGNMENT..... | 95 | 3 | 32 | 0 | 0 | 0 | 68 | 90 | 12 | 205 |
| OTHER..... | 100 | 0 | 2 | 0 | 0 | 0 | 25 | 21 | 2 | 50 |
| SUBTOTAL (ADD LINES 70 THROUGH 100)..... | 110 | 72 | 116 | 0 | 0 | 0 | 93 | 111 | 15 | 407 |
| TOTAL ACTIVE CASELOAD THIS YEAR (ADD LINES 60 AND 110)..... | 120 | 3923 | 1224 | 0 | 0 | 0 | 287 | 319 | 50 | 5803 |
| JUDICIAL DISPOSITIONS..... | | | | | | | | | | |
| GUILTY PLEAS..... | 130 | 277 | 148 | 0 | 0 | 0 | 0 | 0 | 0 | 425 |
| TRIALS WITHOUT JURY..... | 140 | 13 | 4 | 0 | 0 | 0 | 1 | 0 | 0 | 18 |
| TRIALS BY JURY..... | 150 | 5 | 1 | 0 | 0 | 0 | 3 | 0 | 0 | 9 |
| DISMISSALS..... | 160 | 35 | 82 | 0 | 0 | 0 | 2 | 3 | 0 | 122 |
| PELIMINARY EXAMS WAIVED..... | 170 | 1 | 35 | 0 | 0 | 0 | 0 | 0 | 0 | 36 |
| PELIMINARY EXAMS CONDUCTED..... | 175 | 1 | 7 | 0 | 0 | 0 | 0 | 0 | 0 | 8 |
| BENCH WARRANTS..... | 180 | 71 | 97 | 0 | 0 | 0 | 1 | 0 | 0 | 169 |
| NO PROGRESS..... | 185 | 0 | 0 | 0 | 0 | 0 | 24 | 10 | 3 | 37 |
| OTHER JUDICIAL DISPOSITIONS..... | 190 | 13 | 17 | 0 | 0 | 0 | 138 | 181 | 28 | 377 |
| SUBTOTAL (ADD LINES 130 THROUGH 190)..... | 200 | 416 | 391 | 0 | 0 | 0 | 169 | 194 | 31 | 1201 |
| OTHER DISPOSITIONS..... | | | | | | | | | | |
| MAGISTRATES..... | 210 | 2749 | 644 | 0 | 0 | 0 | 0 | 0 | 0 | 3393 |
| TRAFFIC BUREAU..... | 220 | 0 | 0 | 0 | 0 | 0 | 0 | 0 | 0 | 0 |
| NON-SERVICE..... | 230 | 81 | 49 | 0 | 0 | 0 | 100 | 108 | 16 | 354 |
| SUBTOTAL (ADD LINES 210 THROUGH 230)..... | 240 | 2830 | 693 | 0 | 0 | 0 | 100 | 108 | 16 | 3747 |
| TOTAL DISPOSITIONS (ADD LINES 200 AND 240)..... | 250 | 3246 | 1084 | 0 | 0 | 0 | 269 | 302 | 47 | 4948 |
| PENDING CASES AT THE END OF YEAR..... | | | | | | | | | | |
| INACTIVE: BENCH WARRANTS (LINES 10 - 90 + 180)..... | 260 | 107 | 95 | 0 | 0 | 0 | 1 | 0 | 0 | 203 |
| INACTIVE: NON-SERVICE (LINES 20 - 95 + 230)..... | 270 | 201 | 36 | 0 | 0 | 0 | 43 | 22 | 4 | 306 |
| ACTIVE PENDING (SUBTRACT LINE 250 FROM LINE 120)..... | 280 | 677 | 140 | 0 | 0 | 0 | 18 | 17 | 3 | 855 |
| TOTAL CASES PENDING AT END OF YEAR(LINES 260+270+280)..... | 290 | 985 | 271 | 0 | 0 | 0 | 62 | 39 | 7 | 1364 |
| CIVIL CASES PENDING OVER 1 YEAR..... | 300 | 0 | 0 | 0 | 0 | 0 | 7 | 0 | 0 | 7 |

REPORT OF DISTRICT CASELOAD

REGION 5

DISTRICT #87 - Div. 3

OTSEGO COUNTY

| ***** | | | | | | | | | | |
|---|---|-----------|-----------|---------------|---------------|---------------|-----------------------|-----------------|---------------|-------|
| * C R I M I N A L * | | | | | * C I V I L * | | | * T * | | |
| ***** | | | | | | | | | | |
| * STATE OFFENSE * STATE * ORDINANCE * * * * * | | | | | | | | | | |
| L | * STATE OFFENSE * STATE * ORDINANCE * * * * * | | | | * C I V I L * | | * S U M - * M A R Y * | | * T * | |
| I | * N O N * | * A N D * | * N O N * | * C I V I L * | * S M A L L * | * M A R Y * | * P R O C . * | | * A * | |
| N | * T R A F - * T R A F - * P A R K - * T R A F - * T R A F - * C I V I L * C L A I M S * P R O C . * | * F I C * | * F I C * | * I N G * | * F I C * | * F I C * | * C I V I L * | * C L A I M S * | * P R O C . * | * S * |
| E | * F I C * | * F I C * | * I N G * | * F I C * | * F I C * | * C I V I L * | * C L A I M S * | * P R O C . * | * S * | |
| ***** | | | | | | | | | | |
| PENDING CASES AT THE BEGINNING OF THE YEAR..... | | | | | | | | | | |
| INACTIVE BENCH WARRANTS..... | 10 | 59 | 37 | 0 | 4 | 32 | 1 | 0 | 0 | 133 |
| INACTIVE: NON-SERVICE..... | 20 | 261 | 0 | 1 | 27 | 0 | 18 | 5 | 6 | 318 |
| TOTAL (ADD LINES 10 AND 20)..... | 30 | 320 | 37 | 1 | 31 | 32 | 19 | 5 | 6 | 451 |
| ACTIVE PENDING..... | 40 | 468 | 102 | 0 | 46 | 6 | 50 | 7 | 6 | 685 |
| NEW CASES FILED THIS YEAR..... | 50 | 3930 | 1071 | 2 | 990 | 256 | 170 | 171 | 18 | 6608 |
| SUBTOTAL ACTIVE..... | 60 | 4398 | 1173 | 2 | 1036 | 262 | 220 | 178 | 24 | 7293 |
| RE-OPENED CASES..... | | | | | | | | | | |
| REMANDS FROM HIGHER COURTS..... | 70 | 0 | 7 | 0 | 0 | 0 | 0 | 0 | 0 | 7 |
| PROBATION VIOLATIONS..... | 80 | 4 | 1 | 0 | 1 | 1 | 0 | 0 | 0 | 7 |
| MISTRIALS..... | 85 | 1 | 2 | 0 | 0 | 3 | 0 | 0 | 0 | 6 |
| APPEARANCE AFTER BENCH WARRANT ISSUED..... | 90 | 68 | 58 | 0 | 5 | 19 | 2 | 0 | 0 | 152 |
| SERVICE MADE/ARRAIGNMENT..... | 95 | 103 | 9 | 1 | 12 | 11 | 71 | 59 | 10 | 276 |
| OTHER..... | 100 | 0 | 0 | 0 | 0 | 6 | 5 | 0 | 0 | 11 |
| SUBTOTAL (ADD LINES 70 THROUGH 100)..... | 110 | 176 | 77 | 1 | 18 | 40 | 78 | 59 | 10 | 459 |
| TOTAL ACTIVE CASELOAD THIS YEAR (ADD LINES 60 AND 110)..... | 120 | 4574 | 1250 | 3 | 1054 | 302 | 298 | 237 | 34 | 7752 |
| JUDICIAL DISPOSITIONS..... | | | | | | | | | | |
| GUILTY PLEAS..... | 130 | 324 | 142 | 0 | 112 | 73 | 0 | 0 | 0 | 651 |
| TRIALS WITHOUT JURY..... | 140 | 9 | 5 | 0 | 6 | 0 | 4 | 8 | 5 | 37 |
| TRIALS BY JURY..... | 150 | 1 | 3 | 0 | 0 | 0 | 0 | 0 | 0 | 4 |
| DISMISSALS..... | 160 | 121 | 103 | 0 | 22 | 31 | 4 | 15 | 1 | 297 |
| PELIMINARY EXAMS WAIVED..... | 170 | 10 | 23 | 0 | 0 | 0 | 0 | 0 | 0 | 33 |
| PELIMINARY EXAMS CONDUCTED..... | 175 | 2 | 13 | 0 | 0 | 1 | 0 | 0 | 0 | 16 |
| BENCH WARRANTS..... | 180 | 99 | 69 | 2 | 29 | 19 | 1 | 0 | 0 | 219 |
| NO PROGRESS..... | 185 | 0 | 0 | 0 | 0 | 0 | 8 | 0 | 0 | 8 |
| OTHER JUDICIAL DISPOSITIONS..... | 190 | 0 | 1 | 0 | 0 | 6 | 140 | 131 | 22 | 300 |
| SUBTOTAL (ADD LINES 130 THROUGH 190)..... | 200 | 566 | 359 | 2 | 169 | 130 | 157 | 154 | 28 | 1565 |
| OTHER DISPOSITIONS..... | | | | | | | | | | |
| MAGISTRATES..... | 210 | 3598 | 798 | 1 | 790 | 134 | 0 | 0 | 0 | 5321 |
| TRAFFIC BUREAU..... | 220 | 0 | 0 | 0 | 0 | 0 | 0 | 0 | 0 | 0 |
| NON-SERVICE..... | 230 | 120 | 9 | 0 | 21 | 11 | 77 | 71 | 5 | 314 |
| SUBTOTAL (ADD LINES 210 THROUGH 230)..... | 240 | 3718 | 807 | 1 | 811 | 145 | 77 | 71 | 5 | 5635 |
| TOTAL DISPOSITIONS (ADD LINES 200 AND 240)..... | 250 | 4284 | 1166 | 3 | 980 | 275 | 234 | 225 | 33 | 7200 |
| PENDING CASES AT THE END OF YEAR..... | | | | | | | | | | |
| INACTIVE: BENCH WARRANTS (LINES 10 - 90 + 180)..... | 260 | 90 | 48 | 2 | 28 | 32 | 0 | 0 | 0 | 200 |
| INACTIVE: NON-SERVICE (LINES 20 - 95 + 230)..... | 270 | 278 | 0 | 0 | 36 | 0 | 24 | 17 | 1 | 356 |
| ACTIVE PENDING (SUBTRACT LINE 250 FROM LINE 120)..... | 280 | 290 | 84 | 0 | 74 | 27 | 64 | 12 | 1 | 552 |
| TOTAL CASES PENDING AT END OF YEAR (LINES 260+270+280)..... | 290 | 658 | 132 | 2 | 138 | 59 | 88 | 29 | 2 | 1108 |
| CIVIL CASES PENDING OVER 1 YEAR..... | 300 | 0 | 0 | 0 | 0 | 0 | 13 | 0 | 0 | 13 |

REPORT OF DISTRICT CASELOAD

REGION 5

DISTRICT #87

COURT SUMMARY

| ***** | | | | | | | | | | |
|--|-----|------|------|---|-----------|-----|-----|-------|-----|-------|
| * CRIMINAL * | | | | | * CIVIL * | | | * T * | | |
| ***** | | | | | | | | | | |
| * STATE OFFENSE * STATE * ORDINANCE * * * * * | | | | | | | | | | |
| L ***** ORD. ***** | | | | | | | | | | |
| I * * NON * AND * * NON * * SMALL * MARY * L * | | | | | | | | | | |
| N * TRAF- * TRAF- * PARK- * TRAF- * TRAF- * CIVIL * CLAIMS * PROC. * S * | | | | | | | | | | |
| E * FIC * FIC * ING * FIC * FIC * * * * * | | | | | | | | | | |
| ***** | | | | | | | | | | |
| PENDING CASES AT THE BEGINNING OF THE YEAR..... | | | | | | | | | | |
| INACTIVE BENCH WARRANTS..... | 10 | 135 | 82 | 0 | 4 | 32 | 1 | 0 | 0 | 254 |
| INACTIVE: NON-SERVICE..... | 20 | 384 | 19 | 1 | 27 | 0 | 29 | 9 | 6 | 475 |
| TOTAL (ADD LINES 10 AND 20)..... | 30 | 519 | 101 | 1 | 31 | 32 | 30 | 9 | 6 | 729 |
| ACTIVE PENDING..... | 40 | 793 | 289 | 0 | 60 | 6 | 211 | 24 | 14 | 1397 |
| NEW CASES FILED THIS YEAR..... | 50 | 8585 | 2668 | 2 | 1103 | 274 | 449 | 609 | 75 | 13765 |
| SUBTOTAL ACTIVE..... | 60 | 9378 | 2957 | 2 | 1163 | 280 | 660 | 633 | 89 | 15162 |
| RE-OPENED CASES..... | | | | | | | | | | |
| REMANDS FROM HIGHER COURTS..... | 70 | 0 | 11 | 0 | 0 | 0 | 0 | 0 | 0 | 11 |
| PROBATION VIOLATIONS..... | 80 | 44 | 51 | 0 | 1 | 1 | 0 | 0 | 0 | 97 |
| MISTRIALS..... | 85 | 1 | 3 | 0 | 0 | 3 | 0 | 0 | 1 | 8 |
| APPEARANCE AFTER BENCH WARRANT ISSUED..... | 90 | 103 | 126 | 0 | 5 | 19 | 2 | 0 | 0 | 255 |
| SERVICE MADE/ARRAIGNMENT..... | 95 | 106 | 41 | 1 | 12 | 11 | 156 | 149 | 22 | 498 |
| OTHER..... | 100 | 0 | 2 | 0 | 0 | 6 | 89 | 29 | 9 | 135 |
| SUBTOTAL (ADD LINES 70 THROUGH 100)..... | 110 | 254 | 234 | 1 | 18 | 40 | 247 | 178 | 32 | 1004 |
| TOTAL ACTIVE CASELOAD THIS YEAR (ADD LINES 60 AND 110)..... | 120 | 9632 | 3191 | 3 | 1181 | 320 | 907 | 811 | 121 | 16166 |
| JUDICIAL DISPOSITIONS..... | | | | | | | | | | |
| GUILTY PLEAS..... | 130 | 712 | 505 | 0 | 114 | 73 | 0 | 0 | 0 | 1404 |
| TRIALS WITHOUT JURY..... | 140 | 27 | 14 | 0 | 6 | 0 | 8 | 43 | 5 | 103 |
| TRIALS BY JURY..... | 150 | 8 | 5 | 0 | 0 | 0 | 4 | 0 | 0 | 17 |
| DISMISSALS..... | 160 | 200 | 279 | 0 | 22 | 31 | 33 | 99 | 6 | 670 |
| PELIMINARY EXAMS WAIVED..... | 170 | 11 | 110 | 0 | 0 | 0 | 0 | 0 | 0 | 121 |
| PELIMINARY EXAMS CONDUCTED..... | 175 | 3 | 37 | 0 | 0 | 1 | 0 | 0 | 0 | 41 |
| BENCH WARRANTS..... | 180 | 187 | 208 | 2 | 29 | 19 | 2 | 0 | 0 | 447 |
| NO PROGRESS..... | 185 | 0 | 0 | 0 | 0 | 0 | 32 | 19 | 3 | 54 |
| OTHER JUDICIAL DISPOSITIONS..... | 190 | 22 | 39 | 0 | 0 | 6 | 491 | 406 | 74 | 1038 |
| SUBTOTAL (ADD LINES 130 THROUGH 190)..... | 200 | 1170 | 1197 | 2 | 171 | 130 | 570 | 567 | 88 | 3895 |
| OTHER DISPOSITIONS..... | | | | | | | | | | |
| MAGISTRATES..... | 210 | 7227 | 1667 | 1 | 885 | 150 | 0 | 0 | 0 | 9930 |
| TRAFFIC BUREAU..... | 220 | 0 | 0 | 0 | 0 | 0 | 0 | 0 | 0 | 0 |
| NON-SERVICE..... | 230 | 202 | 58 | 0 | 21 | 11 | 239 | 179 | 23 | 733 |
| SUBTOTAL (ADD LINES 210 THROUGH 230)..... | 240 | 7429 | 1725 | 1 | 906 | 161 | 239 | 179 | 23 | 10663 |
| TOTAL DISPOSITIONS (ADD LINES 200 AND 240)..... | 250 | 8599 | 2922 | 3 | 1077 | 291 | 809 | 746 | 111 | 14558 |
| PENDING CASES AT THE END OF YEAR..... | | | | | | | | | | |
| INACTIVE: BENCH WARRANTS (LINES 10 - 90 + 180)..... | 260 | 219 | 164 | 2 | 28 | 32 | 1 | 0 | 0 | 446 |
| INACTIVE: NON-SERVICE (LINES 20 - 95 + 230)..... | 270 | 480 | 36 | 0 | 36 | 0 | 112 | 39 | 7 | 710 |
| ACTIVE PENDING (SUBTRACT LINE 250 FROM LINE 120)..... | 280 | 1033 | 269 | 0 | 104 | 29 | 98 | 65 | 10 | 1608 |
| TOTAL CASES PENDING AT END OF YEAR(LINES 260+270+280)..... | 290 | 1732 | 469 | 2 | 168 | 61 | 211 | 104 | 17 | 2764 |
| CIVIL CASES PENDING OVER 1 YEAR..... | | | | | | | | | | |
| | 300 | 0 | 0 | 0 | 0 | 0 | 23 | 0 | 0 | 23 |

REPORT OF DISTRICT CASELOAD

REGION 5

DISTRICT #88 - Div. 1

ALPENA COUNTY

| ***** | | | | | | | | | | |
|---|-----------|---------------|-----------|-----------|-----------|---------------|-----------|-------|-------|-------|
| * C R I M I N A L * | | | | | | * C I V I L * | | | | * T * |
| ***** | | | | | | | | | | |
| * STATE OFFENSE * | * STATE * | * ORDINANCE * | | | | | | | | |
| ***** | | | | | | | | | | |
| * L * | * NON * | * AND * | * NON * | * CIVIL * | * SMALL * | * SUM- * | * MARY * | * L * | * S * | |
| * N * TRAF- * | * TRAF- * | * PARK- * | * TRAF- * | * TRAF- * | * CIVIL * | * CLAIMS * | * PROC. * | | | |
| * E * FIC * | * FIC * | * ING * | * FIC * | * FIC * | | | | | | |
| ***** | | | | | | | | | | |
| PENDING CASES AT THE BEGINNING OF THE YEAR..... | | | | | | | | | | |
| INACTIVE BENCH WARRANTS..... | 10 | 67 | 23 | 0 | 23 | 5 | 1 | 0 | 0 | 119 |
| INACTIVE: NON-SERVICE..... | 20 | 82 | 29 | 0 | 40 | 29 | 29 | 4 | 6 | 219 |
| TOTAL (ADD LINES 10 AND 20)..... | 30 | 149 | 52 | 0 | 63 | 34 | 30 | 4 | 6 | 338 |
| ACTIVE PENDING..... | 40 | 195 | 149 | 0 | 90 | 38 | 62 | 23 | 3 | 560 |
| NEW CASES FILED THIS YEAR..... | 50 | 3471 | 1192 | 12 | 1920 | 144 | 290 | 221 | 67 | 7317 |
| SUBTOTAL ACTIVE..... | 60 | 3666 | 1341 | 12 | 2010 | 182 | 352 | 244 | 70 | 7877 |
| RE-OPENED CASES..... | | | | | | | | | | |
| REMANDS FROM HIGHER COURTS..... | 70 | 0 | 3 | 0 | 0 | 0 | 0 | 0 | 0 | 3 |
| PROBATION VIOLATIONS..... | 80 | 0 | 0 | 0 | 0 | 0 | 0 | 0 | 0 | 0 |
| MISTRIALS..... | 85 | 0 | 0 | 0 | 0 | 0 | 0 | 0 | 0 | 0 |
| APPEARANCE AFTER BENCH WARRANT ISSUED..... | 90 | 45 | 24 | 0 | 8 | 6 | 2 | 0 | 0 | 85 |
| SERVICE MADE/ARRAIGNMENT..... | 95 | 117 | 187 | 0 | 27 | 60 | 193 | 97 | 26 | 707 |
| OTHER..... | 100 | 0 | 0 | 0 | 0 | 0 | 11 | 6 | 0 | 17 |
| SUBTOTAL (ADD LINES 70 THROUGH 100)..... | 110 | 162 | 214 | 0 | 35 | 66 | 206 | 103 | 26 | 812 |
| TOTAL ACTIVE CASELOAD THIS YEAR (ADD LINES 60 AND 110)..... | 120 | 3828 | 1555 | 12 | 2045 | 248 | 558 | 347 | 96 | 8689 |
| JUDICIAL DISPOSITIONS..... | | | | | | | | | | |
| GUILTY PLEAS..... | 130 | 70 | 181 | 0 | 97 | 65 | 0 | 0 | 0 | 673 |
| TRIALS WITHOUT JURY..... | 140 | 3 | 12 | 0 | 26 | 2 | 20 | 28 | 2 | 122 |
| TRIALS BY JURY..... | 150 | 4 | 2 | 0 | 1 | 0 | 0 | 0 | 0 | 7 |
| DISMISSALS..... | 160 | 346 | 259 | 1 | 110 | 44 | 96 | 84 | 19 | 959 |
| PELIMINARY EXAMS WAIVED..... | 170 | 0 | 77 | 0 | 0 | 0 | 0 | 0 | 0 | 77 |
| PELIMINARY EXAMS CONDUCTED..... | 175 | 0 | 25 | 0 | 0 | 0 | 0 | 0 | 0 | 25 |
| BENCH WARRANTS..... | 180 | 28 | 25 | 0 | 12 | 5 | 3 | 0 | 0 | 73 |
| NO PROGRESS..... | 185 | 0 | 0 | 0 | 0 | 0 | 17 | 20 | 3 | 40 |
| OTHER JUDICIAL DISPOSITIONS..... | 190 | 59 | 133 | 11 | 3 | 18 | 152 | 94 | 26 | 496 |
| SUBTOTAL (ADD LINES 130 THROUGH 190)..... | 200 | 799 | 714 | 12 | 249 | 134 | 288 | 226 | 50 | 2472 |
| OTHER DISPOSITIONS..... | | | | | | | | | | |
| MAGISTRATES..... | 210 | 2609 | 447 | 0 | 1596 | 56 | 0 | 0 | 0 | 4708 |
| TRAFFIC BUREAU..... | 220 | 0 | 0 | 0 | 0 | 0 | 0 | 0 | 0 | 0 |
| NON-SERVICE..... | 230 | 85 | 289 | 0 | 21 | 36 | 187 | 108 | 38 | 764 |
| SUBTOTAL (ADD LINES 210 THROUGH 230)..... | 240 | 2694 | 736 | 0 | 1617 | 92 | 187 | 108 | 38 | 5472 |
| TOTAL DISPOSITIONS (ADD LINES 200 AND 240)..... | 250 | 3493 | 1450 | 12 | 1866 | 226 | 475 | 334 | 88 | 7944 |
| PENDING CASES AT THE END OF YEAR..... | | | | | | | | | | |
| INACTIVE: BENCH WARRANTS (LINES 10 - 90 + 180)..... | 260 | 50 | 24 | 0 | 27 | 4 | 2 | 0 | 0 | 107 |
| INACTIVE: NON-SERVICE (LINES 20 - 95 + 230)..... | 270 | 50 | 131 | 0 | 34 | 5 | 23 | 15 | 18 | 276 |
| ACTIVE PENDING (SUBTRACT LINE 250 FROM LINE 120)..... | 280 | 335 | 105 | 0 | 179 | 22 | 83 | 13 | 8 | 745 |
| TOTAL CASES PENDING AT END OF YEAR(LINES 260+270+280)..... | 290 | 435 | 260 | 0 | 240 | 31 | 108 | 28 | 26 | 1128 |
| CIVIL CASES PENDING OVER 1 YEAR..... | | | | | | | | | | |
| | 300 | 0 | 0 | 0 | 0 | 0 | 0 | 0 | 0 | 0 |

REPORT OF DISTRICT CASELOAD

REGION 5

DISTRICT #88 - Div. 2

MONTMORENCY COUNTY

| ***** | | | | | | | | | |
|---|-----------|---------------|---------|---------|---------------|---------|----------|----------|-------|
| * C R I M I N A L * | | | | | * C I V I L * | | | * T * | |
| ***** | | | | | | | | | |
| * STATE OFFENSE * | * STATE * | * ORDINANCE * | | | | * * * | * SUM- | * MARY * | * T * |
| L | ORD. | ***** | | | | CIVIL | SMALL | PROC. | A |
| I | * NON | * AND | * TRAF- | * NON | * * * | * CIVIL | * SMALL | * MARY | * L |
| N | * TRAF- | * PARK- | * TRAF- | * TRAF- | * * * | * CIVIL | * CLAIMS | * PROC. | * S |
| E | * FIC | * FIC | * ING | * FIC | * FIC | * * * | * * * | * * * | * * * |
| ***** | | | | | | | | | |
| PENDING CASES AT THE BEGINNING OF THE YEAR..... | | | | | | | | | |
| INACTIVE BENCH WARRANTS..... | 10 | 7 | 12 | 0 | 0 | 0 | 0 | 0 | 19 |
| INACTIVE: NON-SERVICE..... | 20 | 13 | 8 | 0 | 0 | 0 | 8 | 4 | 37 |
| TOTAL (ADD LINES 10 AND 20)..... | 30 | 20 | 20 | 0 | 0 | 0 | 8 | 4 | 56 |
| ACTIVE PENDING..... | 40 | 76 | 22 | 0 | 0 | 0 | 11 | 6 | 116 |
| NEW CASES FILED THIS YEAR..... | 50 | 1068 | 194 | 0 | 0 | 0 | 52 | 55 | 1374 |
| SUBTOTAL ACTIVE..... | 60 | 1144 | 216 | 0 | 0 | 0 | 63 | 61 | 1490 |
| RE-OPENED CASES..... | | | | | | | | | |
| REMANDS FROM HIGHER COURTS..... | 70 | 0 | 2 | 0 | 0 | 0 | 0 | 0 | 2 |
| PROBATION VIOLATIONS..... | 80 | 0 | 0 | 0 | 0 | 0 | 0 | 0 | 0 |
| MISTRIALS..... | 85 | 0 | 0 | 0 | 0 | 0 | 0 | 0 | 0 |
| APPEARANCE AFTER BENCH WARRANT ISSUED..... | 90 | 1 | 0 | 0 | 0 | 0 | 0 | 0 | 1 |
| SERVICE MADE/ARRAIGNMENT..... | 95 | 0 | 0 | 0 | 0 | 0 | 23 | 13 | 40 |
| OTHER..... | 100 | 24 | 12 | 0 | 0 | 0 | 0 | 0 | 36 |
| SUBTOTAL (ADD LINES 70 THROUGH 100)..... | 110 | 25 | 14 | 0 | 0 | 0 | 23 | 13 | 79 |
| TOTAL ACTIVE CASELOAD THIS YEAR (ADD LINES 60 AND 110)..... | 120 | 1169 | 230 | 0 | 0 | 0 | 86 | 74 | 1569 |
| JUDICIAL DISPOSITIONS..... | | | | | | | | | |
| GUILTY PLEAS..... | 130 | 44 | 34 | 0 | 0 | 0 | 0 | 0 | 78 |
| TRIALS WITHOUT JURY..... | 140 | 14 | 7 | 0 | 0 | 0 | 0 | 20 | 41 |
| TRIALS BY JURY..... | 150 | 0 | 0 | 0 | 0 | 0 | 0 | 0 | 0 |
| DISMISSALS..... | 160 | 10 | 12 | 0 | 0 | 0 | 2 | 7 | 35 |
| PELIMINARY EXAMS WAIVED..... | 170 | 0 | 12 | 0 | 0 | 0 | 0 | 0 | 12 |
| PELIMINARY EXAMS CONDUCTED..... | 175 | 0 | 9 | 0 | 0 | 0 | 0 | 0 | 9 |
| BENCH WARRANTS..... | 180 | 0 | 0 | 0 | 0 | 0 | 0 | 0 | 0 |
| NO PROGRESS..... | 185 | 0 | 0 | 0 | 0 | 0 | 0 | 0 | 0 |
| OTHER JUDICIAL DISPOSITIONS..... | 190 | 0 | 2 | 0 | 0 | 0 | 32 | 12 | 48 |
| SUBTOTAL (ADD LINES 130 THROUGH 190)..... | 200 | 68 | 76 | 0 | 0 | 0 | 34 | 39 | 223 |
| OTHER DISPOSITIONS..... | | | | | | | | | |
| MAGISTRATES..... | 210 | 992 | 122 | 0 | 0 | 0 | 0 | 0 | 1114 |
| TRAFFIC BUREAU..... | 220 | 0 | 0 | 0 | 0 | 0 | 0 | 0 | 0 |
| NON-SERVICE..... | 230 | 7 | 2 | 0 | 0 | 0 | 26 | 25 | 63 |
| SUBTOTAL (ADD LINES 210 THROUGH 230)..... | 240 | 999 | 124 | 0 | 0 | 0 | 26 | 25 | 1177 |
| TOTAL DISPOSITIONS (ADD LINES 200 AND 240)..... | 250 | 1067 | 200 | 0 | 0 | 0 | 60 | 64 | 1400 |
| PENDING CASES AT THE END OF YEAR..... | | | | | | | | | |
| INACTIVE: BENCH WARRANTS (LINES 10 - 90 + 180)..... | 260 | 6 | 12 | 0 | 0 | 0 | 0 | 0 | 18 |
| INACTIVE: NON-SERVICE (LINES 20 - 95 + 230)..... | 270 | 20 | 10 | 0 | 0 | 0 | 11 | 16 | 60 |
| ACTIVE PENDING (SUBTRACT LINE 250 FROM LINE 120)..... | 280 | 102 | 30 | 0 | 0 | 0 | 26 | 10 | 169 |
| TOTAL CASES PENDING AT END OF YEAR(LINES 260+270+280)..... | 290 | 128 | 52 | 0 | 0 | 0 | 37 | 26 | 247 |
| CIVIL CASES PENDING OVER 1 YEAR..... | 300 | 0 | 0 | 0 | 0 | 0 | 0 | 0 | 0 |

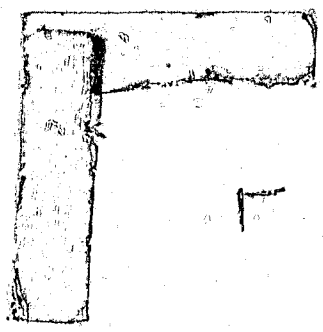
REPORT OF DISTRICT CASELOAD

REGION 5

DISTRICT #88

COURT SUMMARY

| ***** | | | | | | | | | |
|---|---|---------------------|-----------|-----------|-----------|-----------|-----------|-----------|-----------|
| * CRIMINAL * | | | | | * CIVIL * | | | * T * | |
| * STATE OFFENSE * STATE * ORDINANCE * | | | | | * * * * * | | | * O * | |
| L | ***** | ORD. | ***** | ***** | * * * * * | * * * * * | * * * * * | * * * * * | * * * * * |
| I | * * * * * | * NON * AND * NON * | * * * * * | * * * * * | * * * * * | * * * * * | * * * * * | * * * * * | * * * * * |
| N | * TRAF- * TRAF- * PARK- * TRAF- * TRAF- * | * * * * * | * * * * * | * * * * * | * * * * * | * * * * * | * * * * * | * * * * * | * * * * * |
| E | * FIC * FIC * ING * FIC * FIC * | * * * * * | * * * * * | * * * * * | * * * * * | * * * * * | * * * * * | * * * * * | * * * * * |
| ***** | | | | | | | | | |
| PENDING CASES AT THE BEGINNING OF THE YEAR..... | | | | | | | | | |
| INACTIVE BENCH WARRANTS..... | 10 | 74 | 35 | 0 | 23 | 5 | 1 | 0 | 138 |
| INACTIVE: NON-SERVICE..... | 20 | 95 | 37 | 0 | 40 | 29 | 37 | 8 | 256 |
| TOTAL (ADD LINES 10 AND 20)..... | 30 | 169 | 72 | 0 | 63 | 34 | 38 | 8 | 394 |
| ACTIVE PENDING..... | 40 | 271 | 171 | 0 | 90 | 38 | 73 | 29 | 676 |
| NEW CASES FILED THIS YEAR..... | 50 | 4539 | 1386 | 12 | 1920 | 144 | 342 | 276 | 8691 |
| SUBTOTAL ACTIVE..... | 60 | 4810 | 1557 | 12 | 2010 | 182 | 415 | 305 | 9367 |
| RE-OPENED CASES..... | | | | | | | | | |
| REMANDS FROM HIGHER COURTS..... | 70 | 0 | 5 | 0 | 0 | 0 | 0 | 0 | 5 |
| PROBATION VIOLATIONS..... | 80 | 0 | 0 | 0 | 0 | 0 | 0 | 0 | 0 |
| MISTRIALS..... | 85 | 0 | 0 | 0 | 0 | 0 | 0 | 0 | 0 |
| APPEARANCE AFTER BENCH WARRANT ISSUED..... | 90 | 46 | 24 | 0 | 8 | 6 | 2 | 0 | 86 |
| SERVICE MADE/ARRAIGNMENT..... | 95 | 117 | 187 | 0 | 27 | 60 | 216 | 110 | 747 |
| OTHER..... | 100 | 24 | 12 | 0 | 0 | 0 | 11 | 6 | 53 |
| SUBTOTAL (ADD LINES 70 THROUGH 100)..... | 110 | 187 | 228 | 0 | 35 | 66 | 229 | 116 | 891 |
| TOTAL ACTIVE CASELOAD THIS YEAR (ADD LINES 60 AND 110)..... | 120 | 4997 | 1785 | 12 | 2045 | 248 | 644 | 421 | 10258 |
| JUDICIAL DISPOSITIONS..... | | | | | | | | | |
| GUILTY PLEAS..... | 130 | 374 | 215 | 0 | 97 | 65 | 0 | 0 | 751 |
| TRIALS WITHOUT JURY..... | 140 | 46 | 19 | 0 | 26 | 2 | 20 | 48 | 163 |
| TRIALS BY JURY..... | 150 | 4 | 2 | 0 | 1 | 0 | 0 | 0 | 7 |
| DISMISSALS..... | 160 | 356 | 271 | 1 | 110 | 44 | 98 | 91 | 994 |
| PELIMINARY EXAMS WAIVED..... | 170 | 0 | 89 | 0 | 0 | 0 | 0 | 0 | 89 |
| PELIMINARY EXAMS CONDUCTED..... | 175 | 0 | 34 | 0 | 0 | 0 | 0 | 0 | 34 |
| BENCH WARRANTS..... | 180 | 28 | 25 | 0 | 12 | 5 | 3 | 0 | 73 |
| NO PROGRESS..... | 185 | 0 | 0 | 0 | 0 | 0 | 17 | 20 | 40 |
| OTHER JUDICIAL DISPOSITIONS..... | 190 | 59 | 135 | 11 | 3 | 18 | 184 | 106 | 544 |
| SUBTOTAL (ADD LINES 130 THROUGH 190)..... | 200 | 867 | 790 | 12 | 249 | 134 | 322 | 265 | 2695 |
| OTHER DISPOSITIONS..... | | | | | | | | | |
| MAGISTRATES..... | 210 | 3601 | 569 | 0 | 1596 | 56 | 0 | 0 | 5822 |
| TRAFFIC BUREAU..... | 220 | 0 | 0 | 0 | 0 | 0 | 0 | 0 | 0 |
| NON-SERVICE..... | 230 | 92 | 291 | 0 | 21 | 36 | 213 | 133 | 827 |
| SUBTOTAL (ADD LINES 210 THROUGH 230)..... | 240 | 3693 | 860 | 0 | 1617 | 92 | 213 | 133 | 6649 |
| TOTAL DISPOSITIONS (ADD LINES 200 AND 240)..... | 250 | 4560 | 1650 | 12 | 1866 | 226 | 535 | 398 | 9344 |
| PENDING CASES AT THE END OF YEAR..... | | | | | | | | | |
| INACTIVE: BENCH WARRANTS (LINES 10 - 90 + 180)..... | 260 | 56 | 36 | 0 | 27 | 4 | 2 | 0 | 125 |
| INACTIVE: NON-SERVICE (LINES 20 - 95 + 230)..... | 270 | 70 | 141 | 0 | 34 | 5 | 34 | 31 | 336 |
| ACTIVE PENDING (SUBTRACT LINE 250 FROM LINE 120)..... | 280 | 437 | 135 | 0 | 179 | 22 | 109 | 23 | 914 |
| TOTAL CASES PENDING AT END OF YEAR(LINES 260+270+280)..... | 290 | 563 | 312 | 0 | 240 | 31 | 145 | 54 | 1375 |
| CIVIL CASES PENDING OVER 1 YEAR..... | 300 | 0 | 0 | 0 | 0 | 0 | 0 | 0 | 0 |



CONTINUED

8 OF 9

REPORT OF DISTRICT CASELOAD

REGION 5

DISTRICT #89 - Div. 1

CHEBOYGAN COUNTY

| ***** | | | | | | | | | | |
|--|-----|------|------|---|-----|----|-----|-----|----|------|
| * CRIMINAL * CIVIL * T * | | | | | | | | | | |
| * STATE OFFENSE * STATE * ORDINANCE * * * * * | | | | | | | | | | |
| L ***** ORD. ***** * SUM- * A * | | | | | | | | | | |
| I * * NON * AND * * NON * * SMALL * MARY * L * | | | | | | | | | | |
| N * TRAF- * TRAF- * PARK- * TRAF- * TRAF- * CIVIL * CLAIMS * PROC. * S * | | | | | | | | | | |
| E * FIC * FIC * ING * FIC * FIC * * * * * * * * * * | | | | | | | | | | |
| ***** | | | | | | | | | | |
| PENDING CASES AT THE BEGINNING OF THE YEAR..... | | | | | | | | | | |
| INACTIVE BENCH WARRANTS..... | 10 | 108 | 19 | 0 | 14 | 4 | 0 | 0 | 0 | 145 |
| INACTIVE: NON-SERVICE..... | 20 | 515 | 75 | 0 | 6 | 6 | 39 | 42 | 3 | 686 |
| TOTAL (ADD LINES 10 AND 20)..... | 30 | 623 | 94 | 0 | 20 | 10 | 39 | 42 | 3 | 831 |
| ACTIVE PENDING..... | 40 | 440 | 131 | 2 | 28 | 7 | 45 | 10 | 0 | 663 |
| NEW CASES FILED THIS YEAR..... | 50 | 6007 | 949 | 0 | 333 | 30 | 304 | 226 | 15 | 7864 |
| SUBTOTAL ACTIVE..... | 60 | 6447 | 1080 | 2 | 361 | 37 | 349 | 236 | 15 | 8527 |
| RE-OPENED CASES..... | | | | | | | | | | |
| REMANDS FROM HIGHER COURTS..... | 70 | 1 | 1 | 0 | 0 | 0 | 1 | 0 | 0 | 3 |
| PROBATION VIOLATIONS..... | 80 | 0 | 0 | 0 | 0 | 0 | 0 | 0 | 0 | 0 |
| MISTRIALS..... | 85 | 0 | 0 | 0 | 0 | 0 | 0 | 0 | 0 | 0 |
| APPEARANCE AFTER BENCH WARRANT ISSUED..... | 90 | 73 | 22 | 0 | 8 | 1 | 0 | 0 | 0 | 104 |
| SERVICE MADE/ARRAIGNMENT..... | 95 | 572 | 139 | 0 | 8 | 0 | 176 | 125 | 7 | 1027 |
| OTHER..... | 100 | 0 | 0 | 0 | 0 | 0 | 0 | 0 | 0 | 0 |
| SUBTOTAL (ADD LINES 70 THROUGH 100)..... | 110 | 646 | 162 | 0 | 16 | 1 | 177 | 125 | 7 | 1134 |
| TOTAL ACTIVE CASELOAD THIS YEAR (ADD LINES 60 AND 110)..... | 120 | 7093 | 1242 | 2 | 377 | 38 | 526 | 361 | 22 | 9661 |
| JUDICIAL DISPOSITIONS..... | | | | | | | | | | |
| GUILTY PLEAS..... | 130 | 328 | 116 | 0 | 17 | 9 | 0 | 0 | 0 | 470 |
| TRIALS WITHOUT JURY..... | 140 | 30 | 24 | 0 | 15 | 1 | 3 | 16 | 1 | 90 |
| TRIALS BY JURY..... | 150 | 16 | 4 | 0 | 1 | 0 | 0 | 0 | 0 | 21 |
| DISMISSALS..... | 160 | 69 | 118 | 2 | 20 | 9 | 72 | 80 | 1 | 371 |
| PELIMINARY EXAMS WAIVED..... | 170 | 3 | 22 | 0 | 0 | 0 | 0 | 0 | 0 | 25 |
| PELIMINARY EXAMS CONDUCTED..... | 175 | 0 | 21 | 0 | 0 | 0 | 0 | 0 | 0 | 21 |
| BENCH WARRANTS..... | 180 | 98 | 25 | 0 | 20 | 2 | 0 | 0 | 0 | 145 |
| NO PROGRESS..... | 185 | 0 | 0 | 0 | 0 | 0 | 22 | 34 | 3 | 59 |
| OTHER JUDICIAL DISPOSITIONS..... | 190 | 4 | 13 | 0 | 0 | 0 | 153 | 104 | 9 | 283 |
| SUBTOTAL (ADD LINES 130 THROUGH 190)..... | 200 | 548 | 343 | 2 | 73 | 21 | 250 | 234 | 14 | 1485 |
| OTHER DISPOSITIONS..... | | | | | | | | | | |
| MAGISTRATES..... | 210 | 0 | 0 | 0 | 0 | 0 | 0 | 0 | 0 | 0 |
| TRAFFIC BUREAU..... | 220 | 4304 | 495 | 0 | 187 | 6 | 0 | 0 | 0 | 4992 |
| NON-SERVICE..... | 230 | 600 | 135 | 0 | 13 | 1 | 198 | 107 | 7 | 1061 |
| SUBTOTAL (ADD LINES 210 THROUGH 230)..... | 240 | 4904 | 630 | 0 | 200 | 7 | 198 | 107 | 7 | 6053 |
| TOTAL DISPOSITIONS (ADD LINES 200 AND 240)..... | 250 | 5452 | 973 | 2 | 273 | 28 | 448 | 341 | 21 | 7538 |
| PENDING CASES AT THE END OF YEAR..... | | | | | | | | | | |
| INACTIVE: BENCH WARRANTS (LINES 10 - 90 + 180)..... | 260 | 133 | 22 | 0 | 26 | 5 | 0 | 0 | 0 | 186 |
| INACTIVE: NON-SERVICE (LINES 20 - 95 + 230)..... | 270 | 543 | 71 | 0 | 11 | 7 | 61 | 24 | 3 | 720 |
| ACTIVE PENDING (SUBTRACT LINE 250 FROM LINE 120)..... | 280 | 1641 | 269 | 0 | 104 | 10 | 78 | 20 | 1 | 2123 |
| TOTAL CASES PENDING AT END OF YEAR(LINES 260+270+280)..... | 290 | 2317 | 362 | 0 | 141 | 22 | 139 | 44 | 4 | 3029 |
| CIVIL CASES PENDING OVER 1 YEAR..... | 300 | 0 | 0 | 0 | 0 | 0 | 24 | 0 | 0 | 24 |

REPORT OF DISTRICT CASELOAD

REGION 5

DISTRICT #89 - Div. 2

PRESQUE ISLE COUNTY

| ***** | | | | | | | | | | |
|---|-----|------|-----|---|-----------|----|-----|-----|-------|------|
| * CRIMINAL * | | | | | * CIVIL * | | | | * T * | |
| ***** | | | | | | | | | | |
| * STATE OFFENSE * STATE * ORDINANCE * * * * * | | | | | | | | | | |
| L ***** ORD. ***** | | | | | | | | | | |
| I * * NGN * AND * NON * * SMALL * MARY * L * | | | | | | | | | | |
| N * TRAF- * TRAF- * PARK- * TRAF- * TRAF- * CIVIL * CLAIMS* PROC. * S * | | | | | | | | | | |
| E * FIC * FIC * ING * FIC * FIC * * * * * | | | | | | | | | | |
| ***** | | | | | | | | | | |
| PENDING CASES AT THE BEGINNING OF THE YEAR..... | | | | | | | | | | |
| INACTIVE BENCH WARRANTS..... | 10 | 2 | 5 | 0 | 7 | 2 | 0 | 0 | 0 | 16 |
| INACTIVE: NON-SERVICE..... | 20 | 8 | 12 | 0 | 4 | 0 | 6 | 5 | 1 | 36 |
| TOTAL (ADD LINES 10 AND 20)..... | 30 | 10 | 17 | 0 | 11 | 2 | 6 | 5 | 1 | 52 |
| ACTIVE PENDING..... | 40 | 85 | 71 | 0 | 57 | 11 | 19 | 1 | 1 | 245 |
| NEW CASES FILED THIS YEAR..... | 50 | 938 | 333 | 0 | 289 | 37 | 65 | 94 | 10 | 1766 |
| SUBTOTAL ACTIVE..... | 60 | 1023 | 404 | 0 | 346 | 48 | 84 | 95 | 11 | 2011 |
| RE-OPENED CASES..... | | | | | | | | | | |
| REMANDS FROM HIGHER COURTS..... | 70 | 0 | 2 | 0 | 0 | 0 | 0 | 0 | 0 | 2 |
| PROBATION VIOLATIONS..... | 80 | 0 | 0 | 0 | 0 | 0 | 0 | 0 | 0 | 0 |
| MISTRIALS..... | 85 | 0 | 0 | 0 | 0 | 0 | 0 | 1 | 0 | 1 |
| APPEARANCE AFTER BENCH WARRANT ISSUED..... | 90 | 3 | 6 | 0 | 7 | 2 | 0 | 0 | 0 | 18 |
| SERVICE MADE/ARRAIGNMENT..... | 95 | 0 | 9 | 0 | 0 | 3 | 21 | 21 | 3 | 57 |
| OTHER..... | 100 | 2 | 0 | 0 | 0 | 0 | 3 | 0 | 0 | 5 |
| SUBTOTAL (ADD LINES 70 THROUGH 100)..... | 110 | 5 | 17 | 0 | 7 | 5 | 24 | 22 | 3 | 83 |
| TOTAL ACTIVE CASELOAD THIS YEAR (ADD LINES 60 AND 110)..... | 120 | 1028 | 421 | 0 | 353 | 53 | 108 | 117 | 14 | 2094 |
| JUDICIAL DISPOSITIONS..... | | | | | | | | | | |
| GUILTY PLEAS..... | 130 | 37 | 40 | 0 | 22 | 14 | 0 | 0 | 0 | 113 |
| TRIALS WITHOUT JURY..... | 140 | 14 | 4 | 0 | 15 | 0 | 4 | 12 | 0 | 49 |
| TRIALS BY JURY..... | 150 | 1 | 2 | 0 | 1 | 0 | 3 | 0 | 0 | 7 |
| DISMISSALS..... | 160 | 25 | 20 | 0 | 6 | 3 | 17 | 32 | 3 | 106 |
| PELIMINARY EXAMS WAIVED..... | 170 | 0 | 1 | 0 | 0 | 0 | 0 | 0 | 0 | 1 |
| PELIMINARY EXAMS CONDUCTED..... | 175 | 3 | 13 | 0 | 0 | 0 | 0 | 0 | 0 | 16 |
| BENCH WARRANTS..... | 180 | 1 | 2 | 0 | 2 | 0 | 0 | 0 | 0 | 5 |
| NO PROGRESS..... | 185 | 0 | 0 | 0 | 0 | 0 | 0 | 0 | 0 | 0 |
| OTHER JUDICIAL DISPOSITIONS..... | 190 | 4 | 3 | 0 | 0 | 0 | 32 | 42 | 2 | 83 |
| SUBTOTAL (ADD LINES 130 THROUGH 190)..... | 200 | 85 | 85 | 0 | 46 | 17 | 56 | 86 | 5 | 380 |
| OTHER DISPOSITIONS..... | | | | | | | | | | |
| MAGISTRATES..... | 210 | 915 | 164 | 0 | 259 | 8 | 0 | 0 | 0 | 1346 |
| TRAFFIC BUREAU..... | 220 | 0 | 0 | 0 | 0 | 0 | 0 | 0 | 0 | 0 |
| NON-SERVICE..... | 230 | 21 | 24 | 0 | 12 | 5 | 22 | 28 | 7 | 119 |
| SUBTOTAL (ADD LINES 210 THROUGH 230)..... | 240 | 936 | 188 | 0 | 271 | 13 | 22 | 28 | 7 | 1465 |
| TOTAL DISPOSITIONS (ADD LINES 200 AND 240)..... | 250 | 1021 | 273 | 0 | 317 | 30 | 78 | 114 | 12 | 1845 |
| PENDING CASES AT THE END OF YEAR..... | | | | | | | | | | |
| INACTIVE: BENCH WARRANTS (LINES 10 - 90 + 180)..... | 260 | 0 | 1 | 0 | 2 | 0 | 0 | 0 | 0 | 3 |
| INACTIVE: NON-SERVICE (LINES 20 - 95 + 230)..... | 270 | 29 | 27 | 0 | 16 | 2 | 7 | 12 | 5 | 98 |
| ACTIVE PENDING (SUBTRACT LINE 250 FROM LINE 120)..... | 280 | 7 | 148 | 0 | 36 | 23 | 30 | 3 | 2 | 249 |
| TOTAL CASES PENDING AT END OF YEAR(LINES 260+270+280)..... | 290 | 36 | 176 | 0 | 54 | 25 | 37 | 15 | 7 | 350 |
| CIVIL CASES PENDING OVER 1 YEAR..... | 300 | 0 | 0 | 0 | 0 | 0 | 3 | 0 | 0 | 3 |

REPORT OF DISTRICT CASELOAD

REGION 5

DISTRICT #90 - Div. 1

CHARLEVOIX COUNTY

| ***** | | | | | | | | | |
|---|---------------------|----------------|---------------|-----------|-----------|---------------|-----------|-----------|-------|
| | * C R I M I N A L * | | | | | * C I V I L * | | | * T * |
| | ***** | | | | | ***** | | | 0 * |
| | * STATE OFFENSE * | * STATE ORD. * | * ORDINANCE * | | | | * SUM- * | * MARY * | * T * |
| L | ***** | | | | | ***** | | | A * |
| I | * NON * | * AND * | * NON * | | | * CIVIL * | * SMALL * | * PROC. * | L * |
| N | * TRAF- * | * TRAF- * | * PARK- * | * TRAF- * | * TRAF- * | | | | S * |
| E | * FIC * | * FIC * | * ING * | * FIC * | * FIC * | | | | * * |
| ***** | | | | | | | | | |
| PENDING CASES AT THE BEGINNING OF THE YEAR..... | | | | | | | | | |
| INACTIVE BENCH WARRANTS..... | 10 | 15 | 25 | 0 | 0 | 0 | 0 | 0 | 40 |
| INACTIVE: NON-SERVICE..... | 20 | 10 | 34 | 0 | 0 | 0 | 26 | 27 | 100 |
| TOTAL (ADD LINES 10 AND 20)..... | 30 | 25 | 59 | 0 | 0 | 0 | 26 | 27 | 140 |
| ACTIVE PENDING..... | 40 | 131 | 99 | 0 | 37 | 0 | 47 | 10 | 327 |
| NEW CASES FILED THIS YEAR..... | 50 | 1556 | 803 | 0 | 493 | 15 | 234 | 369 | 3499 |
| SUBTOTAL ACTIVE..... | 60 | 1687 | 902 | 0 | 530 | 15 | 281 | 379 | 3826 |
| RE-OPENED CASES..... | | | | | | | | | |
| REMANDS FROM HIGHER COURTS..... | 70 | 0 | 1 | 0 | 0 | 0 | 0 | 0 | 1 |
| PROBATION VIOLATIONS..... | 80 | 0 | 3 | 0 | 0 | 0 | 0 | 0 | 3 |
| MISTRIALS..... | 85 | 0 | 0 | 0 | 0 | 0 | 0 | 0 | 0 |
| APPEARANCE AFTER BENCH WARRANT ISSUED..... | 90 | 23 | 9 | 0 | 0 | 3 | 0 | 1 | 36 |
| SERVICE MADE/ARRAIGNMENT..... | 95 | 205 | 139 | 0 | 113 | 5 | 124 | 100 | 699 |
| OTHER..... | 100 | 63 | 39 | 0 | 4 | 3 | 46 | 33 | 190 |
| SUBTOTAL (ADD LINES 70 THROUGH 100)..... | 110 | 291 | 191 | 0 | 117 | 11 | 170 | 134 | 929 |
| TOTAL ACTIVE CASELOAD THIS YEAR (ADD LINES 60 AND 110)..... | 120 | 1978 | 1093 | 0 | 647 | 26 | 451 | 513 | 4755 |
| JUDICIAL DISPOSITIONS..... | | | | | | | | | |
| GUILTY PLEAS..... | 130 | 154 | 98 | 0 | 6 | 3 | 0 | 0 | 261 |
| TRIALS WITHOUT JURY..... | 140 | 4 | 9 | 0 | 0 | 0 | 15 | 86 | 123 |
| TRIALS BY JURY..... | 150 | 6 | 3 | 0 | 0 | 0 | 2 | 0 | 11 |
| DISMISSALS..... | 160 | 33 | 68 | 0 | 0 | 3 | 53 | 19 | 177 |
| PELIMINARY EXAMS WAIVED..... | 170 | 0 | 36 | 0 | 0 | 0 | 0 | 0 | 36 |
| PELIMINARY EXAMS CONDUCTED..... | 175 | 0 | 20 | 0 | 0 | 0 | 0 | 0 | 20 |
| BENCH WARRANTS..... | 180 | 30 | 29 | 0 | 0 | 3 | 0 | 1 | 63 |
| NO PROGRESS..... | 185 | 0 | 0 | 0 | 0 | 0 | 6 | 16 | 24 |
| OTHER JUDICIAL DISPOSITIONS..... | 190 | 305 | 196 | 0 | 82 | 5 | 238 | 262 | 1108 |
| SUBTOTAL (ADD LINES 130 THROUGH 190)..... | 200 | 532 | 459 | 0 | 88 | 14 | 314 | 384 | 1823 |
| OTHER DISPOSITIONS..... | | | | | | | | | |
| MAGISTRATES..... | 210 | 1161 | 473 | 0 | 438 | 3 | 0 | 0 | 2075 |
| TRAFFIC BUREAU..... | 220 | 0 | 0 | 0 | 0 | 0 | 0 | 0 | 0 |
| NON-SERVICE..... | 230 | 195 | 105 | 0 | 113 | 5 | 124 | 74 | 626 |
| SUBTOTAL (ADD LINES 210 THROUGH 230)..... | 240 | 1356 | 578 | 0 | 551 | 8 | 124 | 74 | 2701 |
| TOTAL DISPOSITIONS (ADD LINES 200 AND 240)..... | 250 | 1888 | 1037 | 0 | 639 | 22 | 438 | 458 | 4524 |
| PENDING CASES AT THE END OF YEAR..... | | | | | | | | | |
| INACTIVE: BENCH WARRANTS (LINES 10 - 90 + 180)..... | 260 | 22 | 45 | 0 | 0 | 0 | 0 | 0 | 67 |
| INACTIVE: NON-SERVICE (LINES 20 - 95 + 230)..... | 270 | 0 | 0 | 0 | 0 | 0 | 26 | 1 | 27 |
| ACTIVE PENDING (SUBTRACT LINE 250 FROM LINE 120)..... | 280 | 90 | 56 | 0 | 8 | 4 | 13 | 55 | 231 |
| TOTAL CASES PENDING AT END OF YEAR(LINES 260+270+280)..... | 290 | 112 | 101 | 0 | 8 | 4 | 39 | 56 | 325 |
| CIVIL CASES PENDING OVER 1 YEAR..... | 300 | 0 | 0 | 0 | 0 | 0 | 0 | 0 | 0 |

REPORT OF DISTRICT CASELOAD

REGION 5

DISTRICT #90 - Div. 2

EMMET COUNTY

| ***** | | | | | | | | | | |
|---|----------------|---------------------------------|-----------------|-----------------|-------------------|-------------------|------------------|------------------|-------------------|------|
| * C R I M I N A L * | | | | | * C I V I L * | | | | T | |
| ***** | | | | | | | | | | |
| * STATE OFFENSE * | * STATE ORD. * | * PARK- * TRAF- * TRAF- * FIC * | * AND * * * * * | * NON * * * * * | * CIVIL * * * * * | * SMALL * * * * * | * MARY * * * * * | * SUM- * * * * * | * PROC. * * * * * | |
| L | I | N | E | | | | | | | |
| ***** | | | | | | | | | | |
| PENDING CASES AT THE BEGINNING OF THE YEAR..... | | | | | | | | | | |
| INACTIVE BENCH WARRANTS..... | 10 | 14 | 44 | 0 | 13 | 12 | 0 | 0 | 0 | 83 |
| INACTIVE: NON-SERVICE..... | 20 | 113 | 69 | 62 | 45 | 3 | 42 | 16 | 1 | 351 |
| TOTAL (ADD LINES 10 AND 20)..... | 30 | 127 | 113 | 62 | 58 | 15 | 42 | 16 | 1 | 434 |
| ACTIVE PENDING..... | 40 | 141 | 51 | 0 | 45 | 4 | 56 | 9 | 1 | 307 |
| NEW CASES FILED THIS YEAR..... | 50 | 2397 | 708 | 565 | 697 | 58 | 508 | 262 | 40 | 5235 |
| SUBTOTAL ACTIVE..... | 60 | 2538 | 759 | 565 | 742 | 62 | 564 | 271 | 41 | 5542 |
| RE-OPENED CASES..... | | | | | | | | | | |
| REMANDS FROM HIGHER COURTS..... | 70 | 0 | 0 | 0 | 0 | 0 | 0 | 0 | 0 | 0 |
| PROBATION VIOLATIONS..... | 80 | 0 | 3 | 0 | 0 | 1 | 0 | 0 | 0 | 4 |
| MISTRIALS..... | 85 | 0 | 0 | 0 | 0 | 0 | 0 | 0 | 0 | 0 |
| APPEARANCE AFTER BENCH WARRANT ISSUED..... | 90 | 20 | 21 | 1 | 3 | 6 | 0 | 0 | 0 | 51 |
| SERVICE MADE/ARRAIGNMENT..... | 95 | 178 | 138 | 408 | 35 | 3 | 305 | 139 | 17 | 1223 |
| OTHER..... | 100 | 93 | 34 | 9 | 47 | 3 | 18 | 0 | 0 | 204 |
| SUBTOTAL (ADD LINES 70 THROUGH 100)..... | 110 | 291 | 196 | 418 | 85 | 13 | 323 | 139 | 17 | 1482 |
| TOTAL ACTIVE CASELOAD THIS YEAR (ADD LINES 60 AND 110)..... | 120 | 2829 | 955 | 983 | 827 | 75 | 887 | 410 | 58 | 7024 |
| JUDICIAL DISPOSITIONS..... | | | | | | | | | | |
| GUILTY PLEAS..... | 130 | 165 | 176 | 6 | 60 | 32 | 0 | 0 | 0 | 439 |
| TRIALS WITHOUT JURY..... | 140 | 7 | 3 | 0 | 2 | 0 | 12 | 48 | 13 | 85 |
| TRIALS BY JURY..... | 150 | 3 | 1 | 0 | 1 | 0 | 7 | 0 | 0 | 12 |
| DISMISSALS..... | 160 | 27 | 63 | 2 | 10 | 7 | 89 | 23 | 2 | 223 |
| PELIMINARY EXAMS WAIVED..... | 170 | 0 | 26 | 0 | 0 | 0 | 0 | 0 | 0 | 26 |
| PELIMINARY EXAMS CONDUCTED..... | 175 | 0 | 37 | 0 | 0 | 0 | 0 | 0 | 0 | 37 |
| BENCH WARRANTS..... | 180 | 21 | 32 | 1 | 4 | 7 | 0 | 0 | 0 | 65 |
| NO PROGRESS..... | 185 | 0 | 0 | 0 | 0 | 0 | 4 | 2 | 0 | 6 |
| OTHER JUDICIAL DISPOSITIONS..... | 190 | 79 | 89 | 0 | 44 | 7 | 359 | 167 | 19 | 764 |
| SUBTOTAL (ADD LINES 130 THROUGH 190)..... | 200 | 302 | 427 | 9 | 121 | 53 | 471 | 240 | 34 | 1657 |
| OTHER DISPOSITIONS..... | | | | | | | | | | |
| MAGISTRATES..... | 210 | 2163 | 346 | 577 | 632 | 16 | 0 | 0 | 0 | 3734 |
| TRAFFIC BUREAU..... | 220 | 0 | 0 | 0 | 0 | 0 | 0 | 0 | 0 | 0 |
| NON-SERVICE..... | 230 | 185 | 145 | 397 | 35 | 4 | 356 | 161 | 20 | 1303 |
| SUBTOTAL (ADD LINES 210 THROUGH 230)..... | 240 | 2348 | 491 | 974 | 667 | 20 | 356 | 161 | 20 | 5037 |
| TOTAL DISPOSITIONS (ADD LINES 200 AND 240)..... | 250 | 2650 | 918 | 983 | 788 | 73 | 827 | 401 | 54 | 6694 |
| PENDING CASES AT THE END OF YEAR..... | | | | | | | | | | |
| INACTIVE: BENCH WARRANTS (LINES 10 - 90 + 180)..... | 260 | 15 | 55 | 0 | 14 | 13 | 0 | 0 | 0 | 97 |
| INACTIVE: NON-SERVICE (LINES 20 - 95 + 230)..... | 270 | 120 | 76 | 51 | 45 | 4 | 93 | 38 | 4 | 431 |
| ACTIVE PENDING (SUBTRACT LINE 250 FROM LINE 120)..... | 280 | 179 | 37 | 0 | 39 | 2 | 60 | 9 | 4 | 330 |
| TOTAL CASES PENDING AT END OF YEAR(LINES 260+270+280)..... | 290 | 314 | 168 | 51 | 98 | 19 | 153 | 47 | 8 | 858 |
| CIVIL CASES PENDING OVER 1 YEAR..... | 300 | 0 | 0 | 0 | 0 | 0 | 2 | 1 | 0 | 3 |

REPORT OF DISTRICT CASELOAD

REGION 5

DISTRICT #90

COURT SUMMARY

| ***** | | | | | | | | | | |
|---|-------|---------|-------|-------|-----------|-------|--------|-------|-------|-------|
| * CRIMINAL * CIVIL * T * | | | | | | | | | | |
| ***** | | | | | | | | | | |
| * STATE OFFENSE * STATE * ORDINANCE * * * * * | | | | | | | | | | |
| ***** | | | | | | | | | | |
| L | STATE | OFFENSE | STATE | ORD. | ORDINANCE | | | SUM- | | T |
| ***** | | | | | | | | | | |
| I | NON | AND | NON | NON | NON | CIVIL | SMALL | MARY | PROC. | A |
| ***** | | | | | | | | | | |
| N | TRAF- | TRAF- | PARK- | TRAF- | TRAF- | CIVIL | CLAIMS | PROC. | | S |
| ***** | | | | | | | | | | |
| E | FIC | FIC | ING | FIC | FIC | | | | | |
| ***** | | | | | | | | | | |
| PENDING CASES AT THE BEGINNING OF THE YEAR..... | | | | | | | | | | |
| | 10 | 29 | 69 | 0 | 13 | 12 | 0 | 0 | 0 | 123 |
| | 20 | 123 | 103 | 62 | 45 | 3 | 68 | 43 | 4 | 451 |
| | 30 | 152 | 172 | 62 | 58 | 15 | 68 | 43 | 4 | 574 |
| | 40 | 272 | 150 | 0 | 82 | 4 | 103 | 19 | 4 | 634 |
| | 50 | 3953 | 1511 | 565 | 1190 | 73 | 742 | 631 | 69 | 8734 |
| | 60 | 4225 | 1661 | 565 | 1272 | 77 | 845 | 650 | 73 | 9368 |
| RE-OPENED CASES..... | | | | | | | | | | |
| | 70 | 0 | 1 | 0 | 0 | 0 | 0 | 0 | 0 | 1 |
| | 80 | 0 | 6 | 0 | 0 | 1 | 0 | 0 | 0 | 7 |
| | 85 | 0 | 0 | 0 | 0 | 0 | 0 | 0 | 0 | 0 |
| | 90 | 43 | 30 | 1 | 3 | 9 | 0 | 1 | 0 | 87 |
| | 95 | 383 | 277 | 408 | 148 | 8 | 429 | 239 | 30 | 1922 |
| | 100 | 156 | 73 | 9 | 51 | 6 | 64 | 33 | 2 | 394 |
| | 110 | 582 | 387 | 418 | 202 | 24 | 493 | 273 | 32 | 2411 |
| | 120 | 4807 | 2048 | 983 | 1474 | 101 | 1338 | 923 | 105 | 11779 |
| JUDICIAL DISPOSITIONS..... | | | | | | | | | | |
| | 130 | 319 | 274 | 6 | 66 | 35 | 0 | 0 | 0 | 700 |
| | 140 | 11 | 12 | 0 | 2 | 0 | 27 | 134 | 22 | 208 |
| | 150 | 9 | 4 | 0 | 1 | 0 | 9 | 0 | 0 | 23 |
| | 160 | 60 | 131 | 2 | 10 | 10 | 142 | 42 | 3 | 400 |
| | 170 | 0 | 62 | 0 | 0 | 0 | 0 | 0 | 0 | 62 |
| | 175 | 0 | 57 | 0 | 0 | 0 | 0 | 0 | 0 | 57 |
| | 180 | 51 | 61 | 1 | 4 | 10 | 0 | 1 | 0 | 128 |
| | 185 | 0 | 0 | 0 | 0 | 0 | 10 | 18 | 2 | 30 |
| | 190 | 384 | 285 | 0 | 126 | 12 | 597 | 429 | 39 | 1872 |
| | 200 | 834 | 886 | 9 | 209 | 67 | 785 | 624 | 66 | 3480 |
| OTHER DISPOSITIONS..... | | | | | | | | | | |
| | 210 | 3324 | 819 | 577 | 1070 | 19 | 0 | 0 | 0 | 5809 |
| | 220 | 0 | 0 | 0 | 0 | 0 | 0 | 0 | 0 | 0 |
| | 230 | 380 | 250 | 397 | 148 | 9 | 480 | 235 | 30 | 1929 |
| | 240 | 3704 | 1069 | 974 | 1218 | 28 | 480 | 235 | 30 | 7738 |
| | 250 | 4538 | 1955 | 983 | 1427 | 95 | 1265 | 859 | 96 | 11218 |
| PENDING CASES AT THE END OF YEAR..... | | | | | | | | | | |
| | 260 | 37 | 100 | 0 | 14 | 13 | 0 | 0 | 0 | 164 |
| | 270 | 120 | 76 | 51 | 45 | 4 | 119 | 39 | 4 | 458 |
| | 280 | 269 | 93 | 0 | 47 | 6 | 73 | 64 | 9 | 561 |
| | 290 | 426 | 269 | 51 | 106 | 23 | 192 | 103 | 13 | 1183 |
| CIVIL CASES PENDING OVER 1 YEAR..... | | | | | | | | | | |
| | 300 | 0 | 0 | 0 | 0 | 0 | 2 | 1 | 0 | 3 |

REPORT OF DISTRICT CASELOAD

REGION 5

DISTRICT #91

CHIPPEWA COUNTY

| ***** | | | | | | | | | |
|---|-----------|-----------|-----------|-----------|-------------------------|-----------|-----------|-----------|-----------|
| * C R I M I N A L * | | | | | * C I V I L * T * | | | | |
| ***** | | | | | | | | | |
| * STATE OFFENSE * STATE * ORDINANCE * | | | | | * * * * * S U M - * T * | | | | |
| ***** | | | | | | | | | |
| L | * * * * * | * * * * * | * * * * * | * * * * * | * * * * * | * * * * * | * * * * * | * * * * * | * * * * * |
| I | * * * * * | * * * * * | * * * * * | * * * * * | * * * * * | * * * * * | * * * * * | * * * * * | * * * * * |
| N | * * * * * | * * * * * | * * * * * | * * * * * | * * * * * | * * * * * | * * * * * | * * * * * | * * * * * |
| E | * * * * * | * * * * * | * * * * * | * * * * * | * * * * * | * * * * * | * * * * * | * * * * * | * * * * * |
| ***** | | | | | | | | | |
| PENDING CASES AT THE BEGINNING OF THE YEAR..... | | | | | | | | | |
| INACTIVE BENCH WARRANTS..... | 10 | 19 | 12 | 0 | 17 | 5 | 0 | 0 | 53 |
| INACTIVE: NON-SERVICE..... | 20 | 145 | 57 | 14 | 45 | 3 | 56 | 9 | 335 |
| TOTAL (ADD LINES 10 AND 20)..... | 30 | 164 | 69 | 14 | 62 | 8 | 56 | 6 | 388 |
| ACTIVE PENDING..... | 40 | 131 | 80 | 0 | 62 | 8 | 123 | 21 | 433 |
| NEW CASES FILED THIS YEAR..... | 50 | 2630 | 1567 | 68 | 1474 | 146 | 228 | 214 | 6369 |
| SUBTOTAL ACTIVE..... | 60 | 2761 | 1647 | 68 | 1536 | 154 | 351 | 235 | 6802 |
| RE-OPENED CASES..... | | | | | | | | | |
| REMANDS FROM HIGHER COURTS..... | 70 | 0 | 6 | 0 | 0 | 0 | 0 | 0 | 6 |
| PROBATION VIOLATIONS..... | 80 | 0 | 0 | 0 | 0 | 0 | 0 | 0 | 0 |
| MISTRIALS..... | 85 | 0 | 0 | 0 | 0 | 0 | 0 | 0 | 0 |
| APPEARANCE AFTER BENCH WARRANT ISSUED..... | 90 | 0 | 0 | 0 | 0 | 0 | 0 | 0 | 0 |
| SERVICE MADE/ARRAIGNMENT..... | 95 | 65 | 107 | 59 | 29 | 14 | 104 | 43 | 432 |
| OTHER..... | 100 | 0 | 1 | 0 | 0 | 0 | 13 | 4 | 19 |
| SUBTOTAL (ADD LINES 70 THROUGH 100)..... | 110 | 65 | 114 | 59 | 29 | 14 | 117 | 47 | 457 |
| TOTAL ACTIVE CASELOAD THIS YEAR (ADD LINES 60 AND 110)..... | 120 | 2826 | 1761 | 127 | 1565 | 168 | 468 | 282 | 7259 |
| JUDICIAL DISPOSITIONS..... | | | | | | | | | |
| GUILTY PLEAS..... | 130 | 275 | 1082 | 56 | 343 | 123 | 0 | 0 | 1879 |
| TRIALS WITHOUT JURY..... | 140 | 20 | 93 | 0 | 17 | 0 | 87 | 87 | 324 |
| TRIALS BY JURY..... | 150 | 0 | 1 | 0 | 0 | 0 | 2 | 0 | 3 |
| DISMISSALS..... | 160 | 292 | 297 | 26 | 277 | 27 | 152 | 108 | 1205 |
| PELIMINARY EXAMS WAIVED..... | 170 | 0 | 60 | 0 | 0 | 0 | 0 | 0 | 60 |
| PELIMINARY EXAMS CONDUCTED..... | 175 | 0 | 38 | 0 | 0 | 0 | 0 | 0 | 38 |
| BENCH WARRANTS..... | 180 | 0 | 0 | 0 | 0 | 0 | 0 | 0 | 0 |
| NO PROGRESS..... | 185 | 0 | 0 | 0 | 0 | 0 | 0 | 0 | 0 |
| OTHER JUDICIAL DISPOSITIONS..... | 190 | 0 | 0 | 0 | 0 | 0 | 63 | 15 | 80 |
| SUBTOTAL (ADD LINES 130 THROUGH 190)..... | 200 | 587 | 1571 | 82 | 637 | 150 | 304 | 210 | 3589 |
| OTHER DISPOSITIONS..... | | | | | | | | | |
| MAGISTRATES..... | 210 | 1908 | 0 | 0 | 805 | 0 | 0 | 0 | 2713 |
| TRAFFIC BUREAU..... | 220 | 0 | 0 | 0 | 0 | 0 | 0 | 0 | 0 |
| NON-SERVICE..... | 230 | 105 | 120 | 45 | 38 | 13 | 85 | 48 | 463 |
| SUBTOTAL (ADD LINES 210 THROUGH 230)..... | 240 | 2013 | 120 | 45 | 843 | 13 | 85 | 48 | 3176 |
| TOTAL DISPOSITIONS (ADD LINES 200 AND 240)..... | 250 | 2600 | 1691 | 127 | 1480 | 163 | 389 | 258 | 6765 |
| PENDING CASES AT THE END OF YEAR..... | | | | | | | | | |
| INACTIVE: BENCH WARRANTS (LINES 10 - 90 + 180)..... | 260 | 19 | 12 | 0 | 17 | 5 | 0 | 0 | 53 |
| INACTIVE: NON-SERVICE (LINES 20 - 95 + 230)..... | 270 | 185 | 70 | 0 | 54 | 2 | 37 | 14 | 366 |
| ACTIVE PENDING (SUBTRACT LINE 250 FROM LINE 120)..... | 280 | 226 | 70 | 0 | 85 | 5 | 79 | 24 | 494 |
| TOTAL CASES PENDING AT END OF YEAR(LINES 260+270+280)..... | 290 | 430 | 152 | 0 | 156 | 12 | 116 | 38 | 913 |
| CIVIL CASES PENDING OVER 1 YEAR..... | 300 | 0 | 0 | 0 | 0 | 0 | 38 | 4 | 42 |

REPORT OF DISTRICT CASELOAD

REGION 5

DISTRICT #92 - Div. 1

LUCE COUNTY

| ***** | | | | | | | | | |
|---|--|-----------------------|-----------|-----------|---------------|-----------|-----------|-----------|-----------|
| * C R I M I N A L * | | | | | * C I V I L * | | | * T * | |
| * STATE OFFENSE * STATE * ORDINANCE * | | | | | * * * * * | | | * O * | |
| L | * * * * * ORD. * * * * * | | | | * * * * * | | | * A * | |
| I | * TRAF- * TRAF- * PARK- * TRAF- * TRAF- * CIVIL * CLAIMS * PROC. * S * | * NON * AND * * * * * | * * * * * | * * * * * | * * * * * | * * * * * | * * * * * | * * * * * | * * * * * |
| E | * FIC * FIC * ING * FIC * FIC * * * * * | * * * * * | * * * * * | * * * * * | * * * * * | * * * * * | * * * * * | * * * * * | * * * * * |
| ***** | | | | | | | | | |
| PENDING CASES AT THE BEGINNING OF THE YEAR..... | | | | | | | | | |
| INACTIVE BENCH WARRANTS..... | 10 | 52 | 19 | 0 | 20 | 17 | 0 | 0 | 108 |
| INACTIVE: NON-SERVICE..... | 20 | 10 | 26 | 0 | 5 | 10 | 4 | 3 | 58 |
| TOTAL (ADD LINES 10 AND 20)..... | 30 | 62 | 45 | 0 | 25 | 27 | 4 | 3 | 166 |
| ACTIVE PENDING..... | 40 | 95 | 18 | 0 | 43 | 18 | 16 | 9 | 200 |
| NEW CASES FILED THIS YEAR..... | 50 | 1399 | 324 | 0 | 285 | 144 | 70 | 66 | 2295 |
| SUBTOTAL ACTIVE..... | 60 | 1494 | 342 | 0 | 328 | 162 | 86 | 75 | 2495 |
| RE-OPENED CASES..... | | | | | | | | | |
| REMANDS FROM HIGHER COURTS..... | 70 | 0 | 0 | 0 | 0 | 0 | 0 | 0 | 0 |
| PROBATION VIOLATIONS..... | 80 | 2 | 12 | 0 | 0 | 0 | 0 | 0 | 14 |
| MISTRIALS..... | 85 | 1 | 0 | 0 | 0 | 0 | 0 | 0 | 1 |
| APPEARANCE AFTER BENCH WARRANT ISSUED..... | 90 | 41 | 26 | 0 | 13 | 7 | 0 | 0 | 87 |
| SERVICE MADE/ARRAIGNMENT..... | 95 | 68 | 80 | 0 | 21 | 26 | 32 | 22 | 250 |
| OTHER..... | 100 | 0 | 0 | 0 | 0 | 0 | 0 | 0 | 0 |
| SUBTOTAL (ADD LINES 70 THROUGH 100)..... | 110 | 112 | 118 | 0 | 34 | 33 | 32 | 22 | 352 |
| TOTAL ACTIVE CASELOAD THIS YEAR (ADD LINES 60 AND 110)..... | 120 | 1606 | 460 | 0 | 362 | 195 | 118 | 97 | 2847 |
| JUDICIAL DISPOSITIONS..... | | | | | | | | | |
| GUILTY PLEAS..... | 130 | 215 | 169 | 0 | 77 | 75 | 0 | 0 | 536 |
| TRIALS WITHOUT JURY..... | 140 | 40 | 22 | 0 | 19 | 5 | 16 | 29 | 131 |
| TRIALS BY JURY..... | 150 | 2 | 0 | 0 | 0 | 0 | 0 | 0 | 2 |
| DISMISSALS..... | 160 | 47 | 12 | 0 | 5 | 3 | 1 | 6 | 74 |
| PELIMINARY EXAMS WAIVED..... | 170 | 0 | 23 | 0 | 0 | 0 | 0 | 0 | 23 |
| PELIMINARY EXAMS CONDUCTED..... | 175 | 0 | 9 | 0 | 0 | 0 | 0 | 0 | 9 |
| BENCH WARRANTS..... | 180 | 64 | 52 | 0 | 26 | 27 | 0 | 0 | 169 |
| NO PROGRESS..... | 185 | 0 | 0 | 0 | 0 | 0 | 7 | 2 | 9 |
| OTHER JUDICIAL DISPOSITIONS..... | 190 | 7 | 1 | 0 | 1 | 0 | 59 | 37 | 113 |
| SUBTOTAL (ADD LINES 130 THROUGH 190)..... | 200 | 375 | 288 | 0 | 128 | 110 | 83 | 74 | 1066 |
| OTHER DISPOSITIONS..... | | | | | | | | | |
| MAGISTRATES..... | 210 | 1102 | 106 | 0 | 212 | 57 | 0 | 0 | 1477 |
| TRAFFIC BUREAU..... | 220 | 0 | 0 | 0 | 0 | 0 | 0 | 0 | 0 |
| NON-SERVICE..... | 230 | 64 | 64 | 0 | 19 | 23 | 34 | 19 | 224 |
| SUBTOTAL (ADD LINES 210 THROUGH 230)..... | 240 | 1166 | 170 | 0 | 231 | 80 | 34 | 19 | 1701 |
| TOTAL DISPOSITIONS (ADD LINES 200 AND 240)..... | 250 | 1541 | 458 | 0 | 359 | 190 | 117 | 93 | 2767 |
| PENDING CASES AT THE END OF YEAR..... | | | | | | | | | |
| INACTIVE: BENCH WARRANTS (LINES 10 - 90 + 180)..... | 260 | 75 | 45 | 0 | 33 | 37 | 0 | 0 | 190 |
| INACTIVE: NON-SERVICE (LINES 20 - 95 + 230)..... | 270 | 6 | 10 | 0 | 3 | 7 | 6 | 0 | 32 |
| ACTIVE PENDING (SUBTRACT LINE 250 FROM LINE 120)..... | 280 | 65 | 2 | 0 | 3 | 5 | 1 | 4 | 80 |
| TOTAL CASES PENDING AT END OF YEAR(LINES 260+270+280)..... | 290 | 146 | 57 | 0 | 39 | 49 | 7 | 4 | 302 |
| CIVIL CASES PENDING OVER 1 YEAR..... | 300 | 0 | 0 | 0 | 0 | 0 | 3 | 0 | 3 |

REPORT OF DISTRICT CASELOAD

REGION 5

DISTRICT #92

COURT SUMMARY

| ***** | | | | | | | | | |
|---|-----|------|------|---|---------------|-----|-----|-------|-------|
| * C R I M I N A L * | | | | | * C I V I L * | | | * T * | |
| ***** | | | | | | | | | |
| * STATE OFFENSE * STATE * ORDINANCE * * * * * | | | | | | | | | |
| L ***** ORD. ***** * * * * * | | | | | | | | | |
| I * * NON * AND * * NON * * SMALL * MARY * L * * | | | | | | | | | |
| N * TRAF- * TRAF- * PARK- * TRAF- * TRAF- * CIVIL * CLAIMS* PROC. * S * * | | | | | | | | | |
| E * FIC * FIC * ING * FIC * FIC * * * * * * | | | | | | | | | |
| ***** | | | | | | | | | |
| PENDING CASES AT THE BEGINNING OF THE YEAR..... | | | | | | | | | |
| INACTIVE BENCH WARRANTS..... | 10 | 110 | 78 | 0 | 41 | 28 | 0 | 0 | 257 |
| INACTIVE: NON-SERVICE..... | 20 | 98 | 56 | 0 | 17 | 17 | 9 | 3 | 209 |
| TOTAL (ADD LINES 10 AND 20)..... | 30 | 208 | 134 | 0 | 58 | 45 | 9 | 3 | 466 |
| ACTIVE PENDING..... | 40 | 776 | 82 | 0 | 62 | 43 | 21 | 15 | 1004 |
| NEW CASES FILED THIS YEAR..... | 50 | 7005 | 879 | 0 | 564 | 278 | 133 | 129 | 9003 |
| SUBTOTAL ACTIVE..... | 60 | 7781 | 961 | 0 | 626 | 321 | 154 | 144 | 10007 |
| RE-OPENED CASES..... | | | | | | | | | |
| REMANDS FROM HIGHER COURTS..... | 70 | 0 | 3 | 0 | 0 | 0 | 0 | 0 | 3 |
| PROBATION VIOLATIONS..... | 80 | 4 | 31 | 0 | 0 | 1 | 0 | 0 | 36 |
| MISTRIALS..... | 85 | 1 | 1 | 0 | 0 | 0 | 0 | 0 | 2 |
| APPEARANCE AFTER BENCH WARRANT ISSUED..... | 90 | 112 | 85 | 0 | 40 | 21 | 2 | 0 | 260 |
| SERVICE MADE/ARRAIGNMENT..... | 95 | 216 | 174 | 0 | 53 | 61 | 62 | 54 | 627 |
| OTHER..... | 100 | 0 | 0 | 0 | 0 | 0 | 0 | 0 | 0 |
| SUBTOTAL (ADD LINES 70 THROUGH 100)..... | 110 | 333 | 294 | 0 | 93 | 83 | 64 | 54 | 928 |
| TOTAL ACTIVE CASELOAD THIS YEAR (ADD LINES 60 AND 110)..... | 120 | 8114 | 1255 | 0 | 719 | 404 | 218 | 198 | 10935 |
| JUDICIAL DISPOSITIONS..... | | | | | | | | | |
| GUILTY PLEAS..... | 130 | 576 | 442 | 0 | 161 | 153 | 0 | 0 | 1332 |
| TRIALS WITHOUT JURY..... | 140 | 110 | 53 | 0 | 38 | 14 | 24 | 55 | 294 |
| TRIALS BY JURY..... | 150 | 6 | 5 | 0 | 0 | 0 | 1 | 0 | 12 |
| DISMISSALS..... | 160 | 193 | 36 | 0 | 17 | 7 | 3 | 10 | 266 |
| PELIMINARY EXAMS WAIVED..... | 170 | 0 | 58 | 0 | 0 | 0 | 0 | 0 | 58 |
| PELIMINARY EXAMS CONDUCTED..... | 175 | 0 | 24 | 0 | 0 | 0 | 0 | 0 | 24 |
| BENCH WARRANTS..... | 180 | 173 | 164 | 0 | 64 | 49 | 2 | 0 | 452 |
| NO PROGRESS..... | 185 | 0 | 0 | 0 | 0 | 0 | 15 | 4 | 19 |
| OTHER JUDICIAL DISPOSITIONS..... | 190 | 17 | 3 | 0 | 2 | 0 | 98 | 75 | 218 |
| SUBTOTAL (ADD LINES 130 THROUGH 190)..... | 200 | 1075 | 785 | 0 | 282 | 223 | 143 | 144 | 2675 |
| OTHER DISPOSITIONS..... | | | | | | | | | |
| MAGISTRATES..... | 210 | 6263 | 259 | 0 | 380 | 108 | 0 | 0 | 7010 |
| TRAFFIC BUREAU..... | 220 | 0 | 0 | 0 | 0 | 0 | 0 | 0 | 0 |
| NON-SERVICE..... | 230 | 148 | 172 | 0 | 43 | 58 | 62 | 47 | 534 |
| SUBTOTAL (ADD LINES 210 THROUGH 230)..... | 240 | 6411 | 431 | 0 | 423 | 166 | 62 | 47 | 7544 |
| TOTAL DISPOSITIONS (ADD LINES 200 AND 240)..... | 250 | 7486 | 1216 | 0 | 705 | 389 | 205 | 191 | 10219 |
| PENDING CASES AT THE END OF YEAR..... | | | | | | | | | |
| INACTIVE: BENCH WARRANTS (LINES 10 - 90 + 180)..... | 260 | 171 | 157 | 0 | 65 | 56 | 0 | 0 | 449 |
| INACTIVE: NON-SERVICE (LINES 20 - 95 + 230)..... | 270 | 30 | 54 | 0 | 7 | 14 | 9 | 2 | 116 |
| ACTIVE PENDING (SUBTRACT LINE 250 FROM LINE 120)..... | 280 | 628 | 39 | 0 | 14 | 15 | 13 | 7 | 716 |
| TOTAL CASES PENDING AT END OF YEAR (LINES 260+270+280)..... | 290 | 829 | 250 | 0 | 86 | 95 | 22 | 9 | 1281 |
| CIVIL CASES PENDING OVER 1 YEAR..... | 300 | 0 | 0 | 0 | 0 | 0 | 10 | 0 | 10 |

REPORT OF DISTRICT CASELOAD

REGION 5

DISTRICT #93 - Div. 1

ALGER COUNTY

| ***** | | | | | | | | | | |
|---|---------|-------------|-----------|-----------|---------------|-----------|-----------|-----------|-----------|------|
| * C R I M I N A L * | | | | | * C I V I L * | | | | * T * | |
| ***** | | | | | | | | | | |
| * STATE OFFENSE | * STATE | * ORDINANCE | * * * * * | * * * * * | * * * * * | * * * * * | * * * * * | * * * * * | * * * * * | |
| L | * NON | * AND | * * * * * | * * * * * | * * * * * | * * * * * | * * * * * | * * * * * | * * * * * | |
| I | * TRAF- | * TRAF- | * PARK- | * TRAF- | * TRAF- | * CIVIL | * SMALL | * MARY | * * * * * | |
| E | * FIC | * FIC | * ING | * FIC | * FIC | * * * * * | * CLAIMS | * PROC. | * * * * * | |
| ***** | | | | | | | | | | |
| PENDING CASES AT THE BEGINNING OF THE YEAR..... | | | | | | | | | | |
| INACTIVE BENCH WARRANTS..... | 10 | 4 | 10 | 0 | 4 | 2 | 0 | 0 | 0 | 20 |
| INACTIVE: NON-SERVICE..... | 20 | 58 | 56 | 0 | 12 | 7 | 7 | 1 | 0 | 141 |
| TOTAL (ADD LINES 10 AND 20)..... | 30 | 62 | 66 | 0 | 16 | 9 | 7 | 1 | 0 | 161 |
| ACTIVE PENDING..... | 40 | 195 | 45 | 0 | 26 | 6 | 9 | 16 | 1 | 298 |
| NEW CASES FILED THIS YEAR..... | 50 | 2437 | 436 | 0 | 229 | 10 | 37 | 332 | 5 | 3486 |
| SUBTOTAL ACTIVE..... | 60 | 2632 | 481 | 0 | 255 | 16 | 46 | 348 | 6 | 3784 |
| RE-OPENED CASES..... | | | | | | | | | | |
| REMANDS FROM HIGHER COURTS..... | 70 | 0 | 0 | 0 | 0 | 0 | 0 | 0 | 0 | 0 |
| PROBATION VIOLATIONS..... | 80 | 2 | 3 | 0 | 0 | 0 | 0 | 0 | 0 | 5 |
| MISTRIALS..... | 85 | 0 | 0 | 0 | 0 | 0 | 0 | 0 | 0 | 0 |
| APPEARANCE AFTER BENCH WARRANT ISSUED..... | 90 | 2 | 3 | 0 | 0 | 1 | 0 | 0 | 0 | 6 |
| SERVICE MADE/ARRAIGNMENT..... | 95 | 22 | 20 | 0 | 3 | 0 | 22 | 74 | 1 | 142 |
| OTHER..... | 100 | 0 | 0 | 0 | 0 | 0 | 3 | 0 | 0 | 3 |
| SUBTOTAL (ADD LINES 70 THROUGH 100)..... | 110 | 26 | 26 | 0 | 3 | 1 | 25 | 74 | 1 | 156 |
| TOTAL ACTIVE CASELOAD THIS YEAR (ADD LINES 60 AND 110)..... | 120 | 2658 | 507 | 0 | 258 | 17 | 71 | 422 | 7 | 3940 |
| JUDICIAL DISPOSITIONS..... | | | | | | | | | | |
| GUILTY PLEAS..... | 130 | 65 | 104 | 0 | 30 | 12 | 0 | 0 | 0 | 211 |
| TRIALS WITHOUT JURY..... | 140 | 10 | 6 | 0 | 2 | 0 | 1 | 12 | 1 | 32 |
| TRIALS BY JURY..... | 150 | 2 | 3 | 0 | 0 | 0 | 1 | 0 | 0 | 6 |
| DISMISSALS..... | 160 | 11 | 51 | 0 | 7 | 3 | 7 | 2 | 1 | 82 |
| PELIMINARY EXAMS WAIVED..... | 170 | 0 | 55 | 0 | 0 | 0 | 0 | 0 | 0 | 55 |
| PELIMINARY EXAMS CONDUCTED..... | 175 | 0 | 18 | 0 | 0 | 0 | 0 | 0 | 0 | 18 |
| BENCH WARRANTS..... | 180 | 2 | 4 | 0 | 0 | 0 | 0 | 0 | 0 | 6 |
| NO PROGRESS..... | 185 | 0 | 0 | 0 | 0 | 0 | 0 | 0 | 0 | 0 |
| OTHER JUDICIAL DISPOSITIONS..... | 190 | 0 | 0 | 0 | 0 | 0 | 40 | 303 | 2 | 345 |
| SUBTOTAL (ADD LINES 130 THROUGH 190)..... | 200 | 90 | 241 | 0 | 39 | 15 | 49 | 317 | 4 | 755 |
| OTHER DISPOSITIONS..... | | | | | | | | | | |
| MAGISTRATES..... | 210 | 2468 | 226 | 0 | 204 | 2 | 0 | 0 | 0 | 2900 |
| TRAFFIC BUREAU..... | 220 | 0 | 0 | 0 | 0 | 0 | 0 | 0 | 0 | 0 |
| NON-SERVICE..... | 230 | 27 | 23 | 0 | 2 | 0 | 16 | 96 | 2 | 166 |
| SUBTOTAL (ADD LINES 210 THROUGH 230)..... | 240 | 2495 | 249 | 0 | 206 | 2 | 16 | 96 | 2 | 3066 |
| TOTAL DISPOSITIONS (ADD LINES 200 AND 240)..... | 250 | 2585 | 490 | 0 | 245 | 17 | 65 | 413 | 6 | 3821 |
| PENDING CASES AT THE END OF YEAR..... | | | | | | | | | | |
| INACTIVE: BENCH WARRANTS (LINES 10 - 90 + 180)..... | 260 | 4 | 11 | 0 | 4 | 1 | 0 | 0 | 0 | 20 |
| INACTIVE: NON-SERVICE (LINES 20 - 95 + 230)..... | 270 | 63 | 59 | 0 | 11 | 7 | 1 | 23 | 1 | 165 |
| ACTIVE PENDING (SUBTRACT LINE 250 FROM LINE 120)..... | 280 | 73 | 17 | 0 | 13 | 0 | 6 | 9 | 1 | 119 |
| TOTAL CASES PENDING AT END OF YEAR(LINES 260+270+280)..... | 290 | 140 | 87 | 0 | 28 | 8 | 7 | 32 | 2 | 304 |
| CIVIL CASES PENDING OVER 1 YEAR..... | 300 | 0 | 0 | 0 | 0 | 0 | 0 | 0 | 0 | 0 |

REPORT OF DISTRICT CASELOAD

REGION 5

DISTRICT #93 - Div. 2

SCHOOLCRAFT COUNTY

| ***** | | | | | | | | | | |
|---|--|------|-----|---|---------------|----|-------------------------|-------|---|------|
| * C R I M I N A L * | | | | | * C I V I L * | | | * T * | | |
| ***** | | | | | | | | | | |
| * STATE OFFENSE * STATE * ORDINANCE * * * * * | | | | | | | | | | |
| ***** | | | | | | | | | | |
| L | * STATE OFFENSE * STATE * ORD. | | | * NON * AND * NON * * * * * | | | * SUM- * MARY * * * * * | | T | |
| I | * TRAF- * TRAF- * PARK- * TRAF- * TRAF- * CIVIL * CLAIMS * PROC. * * * * * | | | * FIC * FIC * ING * FIC * FIC * * * * * | | | * * * * * | | A | |
| N | * FIC * FIC * ING * FIC * FIC * * * * * | | | * * * * * | | | * * * * * | | L | |
| E | * * * * * | | | * * * * * | | | * * * * * | | S | |
| ***** | | | | | | | | | | |
| PENDING CASES AT THE BEGINNING OF THE YEAR..... | | | | | | | | | | |
| INACTIVE BENCH WARRANTS..... | 10 | 0 | 18 | 0 | 0 | 1 | 0 | 0 | 0 | 19 |
| INACTIVE: NON-SERVICE..... | 20 | 657 | 92 | 0 | 50 | 11 | 112 | 30 | 0 | 952 |
| TOTAL (ADD LINES 10 AND 20)..... | 30 | 657 | 110 | 0 | 50 | 12 | 112 | 30 | 0 | 971 |
| ACTIVE PENDING..... | 40 | 332 | 91 | 0 | 63 | 12 | 22 | 62 | 0 | 582 |
| NEW CASES FILED THIS YEAR..... | 50 | 3179 | 636 | 0 | 307 | 47 | 132 | 144 | 4 | 4449 |
| SUBTOTAL ACTIVE..... | 60 | 3511 | 727 | 0 | 370 | 59 | 154 | 206 | 4 | 5031 |
| RE-OPENED CASES..... | | | | | | | | | | |
| REMANDS FROM HIGHER COURTS..... | 70 | 0 | 1 | 0 | 0 | 0 | 0 | 0 | 0 | 1 |
| PROBATION VIOLATIONS..... | 80 | 1 | 3 | 0 | 1 | 0 | 0 | 0 | 0 | 5 |
| MISTRIALS..... | 85 | 0 | 0 | 0 | 0 | 0 | 0 | 0 | 0 | 0 |
| APPEARANCE AFTER BENCH WARRANT ISSUED..... | 90 | 12 | 14 | 0 | 3 | 0 | 0 | 0 | 0 | 29 |
| SERVICE MADE/ARRAIGNMENT..... | 95 | 37 | 19 | 0 | 2 | 0 | 12 | 1 | 0 | 71 |
| OTHER..... | 100 | 123 | 91 | 0 | 0 | 0 | 31 | 39 | 2 | 286 |
| SUBTOTAL (ADD LINES 70 THROUGH 100)..... | 110 | 173 | 128 | 0 | 6 | 0 | 43 | 40 | 2 | 392 |
| TOTAL ACTIVE CASELOAD THIS YEAR (ADD LINES 60 AND 110)..... | 120 | 3684 | 855 | 0 | 376 | 59 | 197 | 246 | 6 | 5423 |
| JUDICIAL DISPOSITIONS..... | | | | | | | | | | |
| GUILTY PLEAS..... | 130 | 89 | 71 | 0 | 20 | 8 | 0 | 0 | 0 | 188 |
| TRIALS WITHOUT JURY..... | 140 | 18 | 14 | 0 | 7 | 1 | 57 | 73 | 5 | 175 |
| TRIALS BY JURY..... | 150 | 8 | 9 | 0 | 3 | 0 | 3 | 0 | 0 | 23 |
| DISMISSALS..... | 160 | 40 | 92 | 0 | 7 | 1 | 29 | 61 | 0 | 230 |
| PELIMINARY EXAMS WAIVED..... | 170 | 0 | 7 | 0 | 0 | 0 | 0 | 0 | 0 | 7 |
| PELIMINARY EXAMS CONDUCTED..... | 175 | 1 | 28 | 0 | 0 | 0 | 0 | 0 | 0 | 29 |
| BENCH WARRANTS..... | 180 | 17 | 15 | 0 | 3 | 0 | 0 | 1 | 0 | 36 |
| NO PROGRESS..... | 185 | 0 | 0 | 0 | 0 | 0 | 56 | 42 | 1 | 99 |
| OTHER JUDICIAL DISPOSITIONS..... | 190 | 13 | 8 | 0 | 2 | 0 | 1 | 2 | 0 | 26 |
| SUBTOTAL (ADD LINES 130 THROUGH 190)..... | 200 | 186 | 244 | 0 | 42 | 10 | 146 | 179 | 6 | 813 |
| OTHER DISPOSITIONS..... | | | | | | | | | | |
| MAGISTRATES..... | 210 | 2884 | 418 | 0 | 247 | 27 | 0 | 0 | 0 | 3576 |
| TRAFFIC BUREAU..... | 220 | 0 | 0 | 0 | 0 | 0 | 0 | 0 | 0 | 0 |
| NON-SERVICE..... | 230 | 216 | 96 | 0 | 18 | 0 | 28 | 56 | 0 | 414 |
| SUBTOTAL (ADD LINES 210 THROUGH 230)..... | 240 | 3100 | 514 | 0 | 265 | 27 | 28 | 56 | 0 | 3990 |
| TOTAL DISPOSITIONS (ADD LINES 200 AND 240)..... | 250 | 3286 | 758 | 0 | 307 | 37 | 174 | 235 | 6 | 4803 |
| PENDING CASES AT THE END OF YEAR..... | | | | | | | | | | |
| INACTIVE: BENCH WARRANTS (LINES 10 - 90 + 180)..... | 260 | 5 | 19 | 0 | 0 | 1 | 0 | 1 | 0 | 26 |
| INACTIVE: NON-SERVICE (LINES 20 - 95 + 230)..... | 270 | 836 | 169 | 0 | 66 | 11 | 128 | 85 | 0 | 1295 |
| ACTIVE PENDING (SUBTRACT LINE 250 FROM LINE 120)..... | 280 | 398 | 97 | 0 | 69 | 22 | 23 | 11 | 0 | 620 |
| TOTAL CASES PENDING AT END OF YEAR(LINES 260+270+280)..... | 290 | 1239 | 285 | 0 | 135 | 34 | 151 | 97 | 0 | 1941 |
| CIVIL CASES PENDING OVER 1 YEAR..... | 300 | 0 | 0 | 0 | 0 | 0 | 0 | 0 | 0 | 0 |

REPORT OF DISTRICT CASELOAD

REGION 5

DISTRICT #93

COURT SUMMARY

| ***** | | | | | | | | | | |
|--|-----|------|------|---|-----|----|-----|-----|----|------|
| * CRIMINAL * CIVIL * T * | | | | | | | | | | |
| * STATE OFFENSE * STATE * ORDINANCE * * * D * | | | | | | | | | | |
| L ***** ORD. ***** * * SUM- * A * | | | | | | | | | | |
| I * * NON * AND * * NON * * SMALL * MARY * S * | | | | | | | | | | |
| N * TRAF- * TRAF- * PARK- * TRAF- * TRAF- * CIVIL * CLAIMS * PROC. * * * | | | | | | | | | | |
| E * FIC * FIC * ING * FIC * FIC * * * * * * | | | | | | | | | | |
| ***** | | | | | | | | | | |
| PENDING CASES AT THE BEGINNING OF THE YEAR..... | | | | | | | | | | |
| INACTIVE BENCH WARRANTS..... | 10 | 4 | 28 | 0 | 4 | 3 | 0 | 0 | 0 | 39 |
| INACTIVE: NON-SERVICE..... | 20 | 715 | 148 | 0 | 62 | 18 | 119 | 31 | 0 | 1093 |
| TOTAL (ADD LINES 10 AND 20)..... | 30 | 719 | 176 | 0 | 66 | 21 | 119 | 31 | 0 | 1132 |
| ACTIVE PENDING..... | 40 | 527 | 136 | 0 | 89 | 18 | 31 | 78 | 1 | 880 |
| NEW CASES FILED THIS YEAR..... | 50 | 5616 | 1072 | 0 | 536 | 57 | 169 | 476 | 9 | 7935 |
| SUBTOTAL ACTIVE..... | 60 | 6143 | 1208 | 0 | 625 | 75 | 200 | 554 | 10 | 8815 |
| RE-OPENED CASES..... | | | | | | | | | | |
| REMANDS FROM HIGHER COURTS..... | 70 | 0 | 1 | 0 | 0 | 0 | 0 | 0 | 0 | 1 |
| PROBATION VIOLATIONS..... | 80 | 3 | 6 | 0 | 1 | 0 | 0 | 0 | 0 | 10 |
| MISTRIALS..... | 85 | 0 | 0 | 0 | 0 | 0 | 0 | 0 | 0 | 0 |
| APPEARANCE AFTER BENCH WARRANT ISSUED..... | 90 | 14 | 17 | 0 | 3 | 1 | 0 | 0 | 0 | 35 |
| SERVICE MADE/ARRAIGNMENT..... | 95 | 59 | 39 | 0 | 5 | 0 | 34 | 75 | 1 | 213 |
| OTHER..... | 100 | 123 | 91 | 0 | 0 | 0 | 34 | 39 | 2 | 289 |
| SUBTOTAL (ADD LINES 70 THROUGH 100)..... | 110 | 199 | 154 | 0 | 9 | 1 | 68 | 114 | 3 | 548 |
| TOTAL ACTIVE CASELOAD THIS YEAR (ADD LINES 60 AND 110)..... | 120 | 6342 | 1362 | 0 | 634 | 76 | 268 | 668 | 13 | 9363 |
| JUDICIAL DISPOSITIONS..... | | | | | | | | | | |
| GUILTY PLEAS..... | 130 | 154 | 175 | 0 | 50 | 20 | 0 | 0 | 0 | 399 |
| TRIALS WITHOUT JURY..... | 140 | 28 | 20 | 0 | 9 | 1 | 58 | 85 | 6 | 207 |
| TRIALS BY JURY..... | 150 | 10 | 12 | 0 | 3 | 0 | 4 | 0 | 0 | 29 |
| DISMISSALS..... | 160 | 51 | 143 | 0 | 14 | 4 | 36 | 63 | 1 | 312 |
| PELIMINARY EXAMS WAIVED..... | 170 | 0 | 62 | 0 | 0 | 0 | 0 | 0 | 0 | 62 |
| PELIMINARY EXAMS CONDUCTED..... | 175 | 1 | 46 | 0 | 0 | 0 | 0 | 0 | 0 | 47 |
| BENCH WARRANTS..... | 180 | 19 | 19 | 0 | 3 | 0 | 0 | 1 | 0 | 42 |
| NO PROGRESS..... | 185 | 0 | 0 | 0 | 0 | 0 | 56 | 42 | 1 | 99 |
| OTHER JUDICIAL DISPOSITIONS..... | 190 | 13 | 8 | 0 | 2 | 0 | 41 | 305 | 2 | 371 |
| SUBTOTAL (ADD LINES 130 THROUGH 190)..... | 200 | 276 | 485 | 0 | 81 | 25 | 195 | 496 | 10 | 1568 |
| OTHER DISPOSITIONS..... | | | | | | | | | | |
| MAGISTRATES..... | 210 | 5352 | 644 | 0 | 451 | 29 | 0 | 0 | 0 | 6476 |
| TRAFFIC BUREAU..... | 220 | 0 | 0 | 0 | 0 | 0 | 0 | 0 | 0 | 0 |
| NON-SERVICE..... | 230 | 243 | 119 | 0 | 20 | 0 | 44 | 152 | 2 | 580 |
| SUBTOTAL (ADD LINES 210 THROUGH 230)..... | 240 | 5595 | 763 | 0 | 471 | 29 | 44 | 152 | 2 | 7056 |
| TOTAL DISPOSITIONS (ADD LINES 200 AND 240)..... | 250 | 5871 | 1248 | 0 | 552 | 54 | 239 | 648 | 12 | 8624 |
| PENDING CASES AT THE END OF YEAR..... | | | | | | | | | | |
| INACTIVE: BENCH WARRANTS (LINES 10 - 90 + 180)..... | 260 | 9 | 30 | 0 | 4 | 2 | 0 | 1 | 0 | 46 |
| INACTIVE: NON-SERVICE (LINES 20 - 95 + 230)..... | 270 | 899 | 228 | 0 | 77 | 18 | 129 | 108 | 1 | 1460 |
| ACTIVE PENDING (SUBTRACT LINE 250 FROM LINE 120)..... | 280 | 471 | 114 | 0 | 82 | 22 | 29 | 20 | 1 | 739 |
| TOTAL CASES PENDING AT END OF YEAR(LINES 260+270+280)..... | 290 | 1379 | 372 | 0 | 163 | 42 | 158 | 129 | 2 | 2245 |
| CIVIL CASES PENDING OVER 1 YEAR..... | 300 | 0 | 0 | 0 | 0 | 0 | 0 | 0 | 0 | 0 |

REPORT OF DISTRICT CASELOAD

REGION 5

DISTRICT #94

DELTA COUNTY

| ***** | | | | | | | | | |
|---|-------|-----------|-------|-------|-----------|-------|--------|-------|------|
| C R I M I N A L | | | | | C I V I L | | | T | |
| ***** | | | | | | | | | |
| STATE OFFENSE | STATE | ORDINANCE | | | | | SUM- | MARY | A |
| L | ORD. | ***** | | | | | | | |
| I | NON | AND | NON | | | CIVIL | CLAIMS | PROC. | S |
| N | TRAF- | TRAF- | PARK- | TRAF- | TRAF- | CIVIL | CLAIMS | PROC. | S |
| E | FIC | FIC | ING | FIC | FIC | | | | |
| ***** | | | | | | | | | |
| PENDING CASES AT THE BEGINNING OF THE YEAR..... | | | | | | | | | |
| INACTIVE BENCH WARRANTS..... | 10 | 28 | 2 | 0 | 6 | 6 | 0 | 0 | 42 |
| INACTIVE: NON-SERVICE..... | 20 | 111 | 34 | 0 | 34 | 0 | 50 | 34 | 267 |
| TOTAL (ADD LINES 10 AND 20)..... | 30 | 139 | 36 | 0 | 40 | 6 | 50 | 34 | 309 |
| ACTIVE PENDING..... | 40 | 258 | 140 | 0 | 69 | 16 | 133 | 36 | 655 |
| NEW CASES FILED THIS YEAR..... | 50 | 3229 | 846 | 0 | 1312 | 130 | 335 | 538 | 6413 |
| SUBTOTAL ACTIVE..... | 60 | 3487 | 986 | 0 | 1381 | 146 | 468 | 574 | 7068 |
| RE-OPENED CASES..... | | | | | | | | | |
| REMANDS FROM HIGHER COURTS..... | 70 | 0 | 8 | 0 | 1 | 2 | 2 | 0 | 13 |
| PROBATION VIOLATIONS..... | 80 | 2 | 4 | 0 | 0 | 5 | 0 | 0 | 11 |
| MISTRIALS..... | 85 | 0 | 0 | 0 | 0 | 0 | 0 | 0 | 0 |
| APPEARANCE AFTER BENCH WARRANT ISSUED..... | 90 | 52 | 19 | 0 | 20 | 10 | 2 | 0 | 103 |
| SERVICE MADE/ARRAIGNMENT..... | 95 | 194 | 174 | 0 | 64 | 8 | 160 | 150 | 761 |
| OTHER..... | 100 | 100 | 66 | 0 | 39 | 0 | 1 | 0 | 206 |
| SUBTOTAL (ADD LINES 70 THROUGH 100)..... | 110 | 348 | 271 | 0 | 124 | 25 | 165 | 150 | 1094 |
| TOTAL ACTIVE CASELOAD THIS YEAR (ADD LINES 60 AND 110)..... | 120 | 3835 | 1257 | 0 | 1505 | 171 | 633 | 724 | 8162 |
| JUDICIAL DISPOSITIONS..... | | | | | | | | | |
| GUILTY PLEAS..... | 130 | 275 | 285 | 0 | 122 | 48 | 0 | 0 | 730 |
| TRIALS WITHOUT JURY..... | 140 | 29 | 19 | 0 | 37 | 7 | 24 | 75 | 195 |
| TRIALS BY JURY..... | 150 | 13 | 30 | 0 | 8 | 7 | 5 | 0 | 63 |
| DISMISSALS..... | 160 | 104 | 101 | 0 | 38 | 32 | 53 | 157 | 488 |
| PELIMINARY EXAMS WAIVED..... | 170 | 0 | 33 | 0 | 0 | 0 | 0 | 0 | 33 |
| PELIMINARY EXAMS CONDUCTED..... | 175 | 0 | 20 | 0 | 0 | 0 | 0 | 0 | 20 |
| BENCH WARRANTS..... | 180 | 39 | 31 | 0 | 16 | 5 | 2 | 0 | 93 |
| NO PROGRESS..... | 185 | 0 | 0 | 0 | 0 | 0 | 19 | 8 | 27 |
| OTHER JUDICIAL DISPOSITIONS..... | 190 | 6 | 13 | 0 | 0 | 10 | 315 | 288 | 652 |
| SUBTOTAL (ADD LINES 130 THROUGH 190)..... | 200 | 466 | 532 | 0 | 221 | 109 | 418 | 528 | 2301 |
| OTHER DISPOSITIONS..... | | | | | | | | | |
| MAGISTRATES..... | 210 | 894 | 465 | 0 | 595 | 38 | 0 | 0 | 1992 |
| TRAFFIC BUREAU..... | 220 | 2082 | 6 | 0 | 562 | 1 | 0 | 0 | 2651 |
| NON-SERVICE..... | 230 | 181 | 175 | 0 | 53 | 9 | 154 | 167 | 748 |
| SUBTOTAL (ADD LINES 210 THROUGH 230)..... | 240 | 3157 | 646 | 0 | 1210 | 48 | 154 | 167 | 5391 |
| TOTAL DISPOSITIONS (ADD LINES 200 AND 240)..... | 250 | 3623 | 1178 | 0 | 1431 | 157 | 572 | 695 | 7692 |
| PENDING CASES AT THE END OF YEAR..... | | | | | | | | | |
| INACTIVE: BENCH WARRANTS (LINES 10 - 90 + 180)..... | 260 | 15 | 14 | 0 | 2 | 1 | 0 | 0 | 32 |
| INACTIVE: NON-SERVICE (LINES 20 - 95 + 230)..... | 270 | 98 | 35 | 0 | 23 | 1 | 44 | 51 | 254 |
| ACTIVE PENDING (SUBTRACT LINE 250 FROM LINE 120)..... | 280 | 212 | 79 | 0 | 74 | 14 | 61 | 29 | 470 |
| TOTAL CASES PENDING AT END OF YEAR(LINES 260+270+280)..... | 290 | 325 | 128 | 0 | 99 | 16 | 105 | 80 | 756 |
| CIVIL CASES PENDING OVER 1 YEAR..... | 300 | 0 | 0 | 0 | 0 | 0 | 9 | 3 | 12 |

REPORT OF DISTRICT CASELOAD

REGION 5

DISTRICT #95A

MENOMINEE COUNTY

| ***** | | | | | | | | | |
|---|---------|-------------|---------|---------|---------------|----------|---------|--------|------|
| * C R I M I N A L * | | | | | * C I V I L * | | | | T |
| ***** | | | | | | | | | |
| * STATE OFFENSE | * STATE | * ORDINANCE | | | | * SMALL | * SUM- | * MARY | * T |
| L * ***** | ORD. | ***** | | | | CIVIL | CLAIMS | PROC. | A |
| I * * TRAF- | * TRAF- | * PARK- | * TRAF- | * TRAF- | * CIVIL | * CLAIMS | * PROC. | * S | * L |
| E * FIC | * FIC | * ING | * FIC | * FIC | * CIVIL | * CLAIMS | * PROC. | * S | * L |
| ***** | | | | | | | | | |
| PENDING CASES AT THE BEGINNING OF THE YEAR..... | | | | | | | | | |
| INACTIVE BENCH WARRANTS..... | 10 | 4 | 0 | 0 | 1 | 0 | 0 | 0 | 5 |
| INACTIVE: NON-SERVICE..... | 20 | 2 | 22 | 0 | 1 | 0 | 46 | 15 | 86 |
| TOTAL (ADD LINES 10 AND 20)..... | 30 | 6 | 22 | 0 | 2 | 0 | 46 | 15 | 91 |
| ACTIVE PENDING..... | 40 | 137 | 74 | 0 | 51 | 0 | 43 | 26 | 336 |
| NEW CASES FILED THIS YEAR..... | 50 | 2097 | 687 | 5 | 628 | 170 | 117 | 214 | 3921 |
| SUBTOTAL ACTIVE..... | 60 | 2234 | 761 | 5 | 679 | 170 | 160 | 240 | 4257 |
| RE-OPENED CASES..... | | | | | | | | | |
| REMANDS FROM HIGHER COURTS..... | 70 | 0 | 1 | 0 | 0 | 0 | 0 | 0 | 1 |
| PROBATION VIOLATIONS..... | 80 | 3 | 1 | 0 | 1 | 0 | 0 | 0 | 5 |
| MISTRIALS..... | 85 | 0 | 0 | 0 | 0 | 0 | 1 | 0 | 1 |
| APPEARANCE AFTER BENCH WARRANT ISSUED..... | 90 | 3 | 0 | 0 | 0 | 1 | 0 | 0 | 4 |
| SERVICE MADE/ARRAIGNMENT..... | 95 | 0 | 4 | 0 | 0 | 0 | 13 | 0 | 17 |
| OTHER..... | 100 | 0 | 0 | 0 | 0 | 0 | 0 | 0 | 0 |
| SUBTOTAL (ADD LINES 70 THROUGH 100)..... | 110 | 6 | 6 | 0 | 1 | 1 | 14 | 0 | 28 |
| TOTAL ACTIVE CASELOAD THIS YEAR (ADD LINES 60 AND 110)..... | 120 | 2240 | 767 | 5 | 680 | 171 | 174 | 240 | 4285 |
| JUDICIAL DISPOSITIONS..... | | | | | | | | | |
| GUILTY PLEAS..... | 130 | 111 | 104 | 0 | 27 | 16 | 0 | 0 | 258 |
| TRIALS WITHOUT JURY..... | 140 | 36 | 23 | 0 | 23 | 12 | 4 | 14 | 113 |
| TRIALS BY JURY..... | 150 | 1 | 1 | 0 | 0 | 0 | 2 | 0 | 4 |
| DISMISSALS..... | 160 | 22 | 59 | 0 | 9 | 7 | 52 | 129 | 279 |
| PELIMINARY EXAMS WAIVED..... | 170 | 0 | 33 | 0 | 0 | 0 | 0 | 0 | 33 |
| PELIMINARY EXAMS CONDUCTED..... | 175 | 0 | 9 | 0 | 0 | 0 | 0 | 0 | 9 |
| BENCH WARRANTS..... | 180 | 3 | 3 | 0 | 2 | 1 | 0 | 0 | 9 |
| NO PROGRESS..... | 185 | 0 | 0 | 0 | 0 | 0 | 16 | 13 | 32 |
| OTHER JUDICIAL DISPOSITIONS..... | 190 | 19 | 26 | 0 | 1 | 0 | 33 | 34 | 114 |
| SUBTOTAL (ADD LINES 130 THROUGH 190)..... | 200 | 192 | 258 | 0 | 62 | 36 | 107 | 190 | 851 |
| OTHER DISPOSITIONS..... | | | | | | | | | |
| MAGISTRATES..... | 210 | 1855 | 376 | 5 | 537 | 126 | 0 | 0 | 2899 |
| TRAFFIC BUREAU..... | 220 | 0 | 0 | 0 | 0 | 0 | 0 | 0 | 0 |
| NON-SERVICE..... | 230 | 0 | 0 | 0 | 0 | 0 | 59 | 0 | 59 |
| SUBTOTAL (ADD LINES 210 THROUGH 230)..... | 240 | 1855 | 376 | 5 | 537 | 126 | 59 | 0 | 2958 |
| TOTAL DISPOSITIONS (ADD LINES 200 AND 240)..... | 250 | 2047 | 634 | 5 | 599 | 162 | 166 | 190 | 3809 |
| PENDING CASES AT THE END OF YEAR..... | | | | | | | | | |
| INACTIVE: BENCH WARRANTS (LINES 10 - 90 + 180)..... | 260 | 4 | 3 | 0 | 3 | 0 | 0 | 0 | 10 |
| INACTIVE: NON-SERVICE (LINES 20 - 95 + 230)..... | 270 | 2 | 18 | 0 | 1 | 0 | 92 | 15 | 128 |
| ACTIVE PENDING (SUBTRACT LINE 250 FROM LINE 120)..... | 280 | 193 | 133 | 0 | 81 | 9 | 8 | 50 | 476 |
| TOTAL CASES PENDING AT END OF YEAR(LINES 260+270+280)..... | 290 | 199 | 154 | 0 | 85 | 9 | 100 | 65 | 614 |
| CIVIL CASES PENDING OVER 1 YEAR..... | 300 | 0 | 0 | 0 | 0 | 0 | 42 | 0 | 42 |

REPORT OF DISTRICT CASELOAD

REGION 5

DISTRICT #95B - Div. 1

DICKINSON COUNTY

| ***** | | | | | | | | | |
|---|-------------------------------------|---|---------------------------------|-----------|--------------------------|-----------|-----------|-----------|-----------|
| * C R I M I N A L * | | | | | * C I V I L * | | | * T * | |
| * STATE OFFENSE * STATE * ORDINANCE * | | | | | * * * * * | | | * D * | |
| L | ***** | ORD. | ***** | ***** | * * * * * | * * * * * | * * * * * | * * * * * | * * * * * |
| I | * TRAF- * NON * AND * TRAF- * NON * | * TRAF- * TRAF- * PARK- * TRAF- * TRAF- * | * FIC * FIC * ING * FIC * FIC * | * * * * * | * CIVIL * SMALL * MARY * | * * * * * | * * * * * | * * * * * | * * * * * |
| E | * FIC * FIC * ING * FIC * FIC * | * * * * * | * * * * * | * * * * * | * * * * * | * * * * * | * * * * * | * * * * * | * * * * * |
| ***** | | | | | | | | | |
| PENDING CASES AT THE BEGINNING OF THE YEAR..... | | | | | | | | | |
| INACTIVE BENCH WARRANTS..... | 10 | 1 | 12 | 0 | 1 | 2 | 0 | 0 | 16 |
| INACTIVE: NON-SERVICE..... | 20 | 64 | 45 | 0 | 60 | 1 | 75 | 12 | 261 |
| TOTAL (ADD LINES 10 AND 20)..... | 30 | 65 | 57 | 0 | 61 | 3 | 75 | 12 | 277 |
| ACTIVE PENDING..... | 40 | 82 | 10 | 0 | 50 | 0 | 14 | 31 | 190 |
| NEW CASES FILED THIS YEAR..... | 50 | 1697 | 664 | 0 | 1231 | 12 | 303 | 278 | 4193 |
| SUBTOTAL ACTIVE..... | 60 | 1779 | 674 | 0 | 1281 | 12 | 317 | 309 | 4383 |
| RE-OPENED CASES..... | | | | | | | | | |
| REMANDS FROM HIGHER COURTS..... | 70 | 0 | 4 | 0 | 0 | 0 | 0 | 0 | 4 |
| PROBATION VIOLATIONS..... | 80 | 1 | 25 | 0 | 0 | 0 | 0 | 0 | 26 |
| MISTRIALS..... | 85 | 0 | 0 | 0 | 0 | 0 | 0 | 0 | 0 |
| APPEARANCE AFTER BENCH WARRANT ISSUED..... | 90 | 1 | 9 | 0 | 0 | 2 | 0 | 0 | 12 |
| SERVICE MADE/ARRAIGNMENT..... | 95 | 37 | 174 | 0 | 12 | 2 | 105 | 67 | 402 |
| OTHER..... | 100 | 0 | 0 | 0 | 0 | 0 | 11 | 1 | 12 |
| SUBTOTAL (ADD LINES 70 THROUGH 100)..... | 110 | 39 | 212 | 0 | 12 | 4 | 116 | 68 | 456 |
| TOTAL ACTIVE CASELOAD THIS YEAR (ADD LINES 60 AND 110)..... | 120 | 1818 | 886 | 0 | 1293 | 16 | 433 | 377 | 4839 |
| JUDICIAL DISPOSITIONS..... | | | | | | | | | |
| GUILTY PLEAS..... | 130 | 92 | 248 | 0 | 88 | 8 | 0 | 0 | 436 |
| TRIALS WITHOUT JURY..... | 140 | 12 | 8 | 0 | 13 | 1 | 4 | 16 | 54 |
| TRIALS BY JURY..... | 150 | 0 | 1 | 0 | 0 | 0 | 3 | 0 | 4 |
| DISMISSALS..... | 160 | 10 | 88 | 0 | 5 | 0 | 54 | 108 | 268 |
| PELIMINARY EXAMS WAIVED..... | 170 | 0 | 24 | 0 | 0 | 0 | 0 | 0 | 24 |
| PELIMINARY EXAMS CONDUCTED..... | 175 | 0 | 22 | 0 | 0 | 0 | 0 | 0 | 22 |
| BENCH WARRANTS..... | 180 | 0 | 16 | 0 | 1 | 2 | 0 | 0 | 19 |
| NO PROGRESS..... | 185 | 0 | 0 | 0 | 0 | 0 | 39 | 25 | 69 |
| OTHER JUDICIAL DISPOSITIONS..... | 190 | 1 | 28 | 0 | 0 | 0 | 209 | 98 | 337 |
| SUBTOTAL (ADD LINES 130 THROUGH 190)..... | 200 | 115 | 435 | 0 | 107 | 11 | 309 | 247 | 1233 |
| OTHER DISPOSITIONS..... | | | | | | | | | |
| MAGISTRATES..... | 210 | 1525 | 242 | 0 | 1081 | 4 | 0 | 0 | 2852 |
| TRAFFIC BUREAU..... | 220 | 0 | 0 | 0 | 0 | 0 | 0 | 0 | 0 |
| NON-SERVICE..... | 230 | 78 | 185 | 0 | 35 | 1 | 122 | 102 | 528 |
| SUBTOTAL (ADD LINES 210 THROUGH 230)..... | 240 | 1603 | 427 | 0 | 1116 | 5 | 122 | 102 | 3380 |
| TOTAL DISPOSITIONS (ADD LINES 200 AND 240)..... | 250 | 1718 | 862 | 0 | 1223 | 16 | 431 | 349 | 4613 |
| PENDING CASES AT THE END OF YEAR..... | | | | | | | | | |
| INACTIVE: BENCH WARRANTS (LINES 10 - 90 + 180)..... | 260 | 0 | 19 | 0 | 2 | 2 | 0 | 0 | 23 |
| INACTIVE: NON-SERVICE (LINES 20 - 95 + 230)..... | 270 | 105 | 56 | 0 | 83 | 0 | 92 | 47 | 387 |
| ACTIVE PENDING (SUBTRACT LINE 250 FROM LINE 120)..... | 280 | 100 | 24 | 0 | 70 | 0 | 2 | 28 | 226 |
| TOTAL CASES PENDING AT END OF YEAR (LINES 260+270+280)..... | 290 | 205 | 99 | 0 | 155 | 2 | 94 | 75 | 636 |
| CIVIL CASES PENDING OVER 1 YEAR..... | | | | | | | | | |
| 300 | 0 | 0 | 0 | 0 | 0 | 0 | 9 | 0 | 9 |

REPORT OF DISTRICT CASELOAD

REGION 5

DISTRICT #95B - Div. 2

IRON COUNTY

| ***** | | | | | | | | | | |
|--|-----|------|-----|---|---|----|-----|-----|----|------|
| * CRIMINAL * CIVIL * T * | | | | | | | | | | |
| * STATE OFFENSE * STATE * ORDINANCE * * * * * D * | | | | | | | | | | |
| L ***** ORD. ***** * * * * * T * | | | | | | | | | | |
| I * * NON * AND * * NON * * SMALL * MARY * * A * | | | | | | | | | | |
| N * TRAF- * TRAF- * PARK- * TRAF- * TRAF- * CIVIL * CLAIMS * PROC. * * S * | | | | | | | | | | |
| E * FIC * FIC * ING * FIC * FIC * * * * * * * * * * | | | | | | | | | | |
| ***** | | | | | | | | | | |
| PENDING CASES AT THE BEGINNING OF THE YEAR..... | | | | | | | | | | |
| INACTIVE BENCH WARRANTS..... | 10 | 11 | 5 | 0 | 0 | 0 | 0 | 0 | 0 | 16 |
| INACTIVE: NON-SERVICE..... | 20 | 200 | 25 | 0 | 5 | 0 | 7 | 15 | 0 | 252 |
| TOTAL (ADD LINES 10 AND 20)..... | 30 | 211 | 30 | 0 | 5 | 0 | 7 | 15 | 0 | 268 |
| ACTIVE PENDING..... | 40 | 97 | 36 | 0 | 0 | 0 | 35 | 10 | 2 | 180 |
| NEW CASES FILED THIS YEAR..... | 50 | 1963 | 449 | 0 | 2 | 11 | 59 | 133 | 9 | 2626 |
| SUBTOTAL ACTIVE..... | 60 | 2060 | 485 | 0 | 2 | 11 | 94 | 143 | 11 | 2806 |
| RE-OPENED CASES..... | | | | | | | | | | |
| REMANDS FROM HIGHER COURTS..... | 70 | 0 | 4 | 0 | 0 | 0 | 3 | 0 | 0 | 7 |
| PROBATION VIOLATIONS..... | 80 | 6 | 13 | 0 | 0 | 0 | 0 | 0 | 0 | 19 |
| MISTRIALS..... | 85 | 0 | 0 | 0 | 0 | 0 | 0 | 0 | 0 | 0 |
| APPEARANCE AFTER BENCH WARRANT ISSUED..... | 90 | 7 | 14 | 0 | 0 | 0 | 0 | 0 | 0 | 21 |
| SERVICE MADE/ARRAIGNMENT..... | 95 | 34 | 21 | 0 | 0 | 3 | 38 | 44 | 6 | 146 |
| OTHER..... | 100 | 70 | 20 | 0 | 1 | 0 | 1 | 0 | 0 | 92 |
| SUBTOTAL (ADD LINES 70 THROUGH 100)..... | 110 | 117 | 72 | 0 | 1 | 3 | 42 | 44 | 6 | 285 |
| TOTAL ACTIVE CASELOAD THIS YEAR (ADD LINES 60 AND 110)..... | 120 | 2177 | 557 | 0 | 3 | 14 | 136 | 187 | 17 | 3091 |
| JUDICIAL DISPOSITIONS..... | | | | | | | | | | |
| GUILTY PLEAS..... | 130 | 148 | 97 | 0 | 1 | 0 | 0 | 0 | 0 | 246 |
| TRIALS WITHOUT JURY..... | 140 | 32 | 7 | 0 | 0 | 0 | 6 | 29 | 2 | 76 |
| TRIALS BY JURY..... | 150 | 1 | 3 | 0 | 0 | 0 | 2 | 0 | 0 | 6 |
| DISMISSALS..... | 160 | 68 | 119 | 0 | 1 | 0 | 21 | 41 | 2 | 252 |
| PELIMINARY EXAMS WAIVED..... | 170 | 0 | 10 | 0 | 0 | 0 | 0 | 0 | 0 | 10 |
| PELIMINARY EXAMS CONDUCTED..... | 175 | 0 | 13 | 0 | 0 | 0 | 0 | 0 | 0 | 13 |
| BENCH WARRANTS..... | 180 | 16 | 15 | 0 | 0 | 0 | 0 | 0 | 0 | 31 |
| NO PROGRESS..... | 185 | 0 | 0 | 0 | 0 | 0 | 2 | 17 | 1 | 20 |
| OTHER JUDICIAL DISPOSITIONS..... | 190 | 35 | 35 | 0 | 0 | 0 | 39 | 44 | 3 | 156 |
| SUBTOTAL (ADD LINES 130 THROUGH 190)..... | 200 | 300 | 299 | 0 | 2 | 0 | 70 | 131 | 8 | 810 |
| OTHER DISPOSITIONS..... | | | | | | | | | | |
| MAGISTRATES..... | 210 | 1688 | 206 | 0 | 1 | 7 | 0 | 0 | 0 | 1902 |
| TRAFFIC BUREAU..... | 220 | 0 | 0 | 0 | 0 | 0 | 0 | 0 | 0 | 0 |
| NON-SERVICE..... | 230 | 65 | 19 | 0 | 0 | 3 | 38 | 40 | 6 | 171 |
| SUBTOTAL (ADD LINES 210 THROUGH 230)..... | 240 | 1753 | 225 | 0 | 1 | 10 | 38 | 40 | 6 | 2073 |
| TOTAL DISPOSITIONS (ADD LINES 200 AND 240)..... | 250 | 2053 | 524 | 0 | 3 | 10 | 108 | 171 | 14 | 2883 |
| PENDING CASES AT THE END OF YEAR..... | | | | | | | | | | |
| INACTIVE: BENCH WARRANTS (LINES 10 - 90 + 180)..... | 260 | 20 | 6 | 0 | 0 | 0 | 0 | 0 | 0 | 26 |
| INACTIVE: NON-SERVICE (LINES 20 - 95 + 230)..... | 270 | 231 | 23 | 0 | 5 | 0 | 7 | 11 | 0 | 277 |
| ACTIVE PENDING (SUBTRACT LINE 250 FROM LINE 120)..... | 280 | 124 | 33 | 0 | 0 | 4 | 28 | 16 | 3 | 208 |
| TOTAL CASES PENDING AT END OF YEAR(LINES 260+270+280)..... | 290 | 375 | 62 | 0 | 5 | 4 | 35 | 27 | 3 | 511 |
| CIVIL CASES PENDING OVER 1 YEAR..... | 300 | 0 | 0 | 0 | 0 | 0 | 5 | 0 | 0 | 5 |

REPORT OF DISTRICT CASELOAD

REGION 5

DISTRICT #95B

COURT SUMMARY

| ***** | | | | | | | | | | |
|---|-----|------|------|---|------|----|-----|-----|----|------|
| * CRIMINAL * CIVIL * T * | | | | | | | | | | |
| * STATE OFFENSE * STATE * ORDINANCE * * * O * | | | | | | | | | | |
| L ***** ORD. ***** * * SUM- * A * | | | | | | | | | | |
| I * * NON * AND * * NON * * SMALL * MARY * L * | | | | | | | | | | |
| N * TRAF- * TRAF- * PARK- * TRAF- * TRAF- * CIVIL * CLAIMS* PROC. * S * | | | | | | | | | | |
| E * FIC * FIC * ING * FIC * FIC * * * * * * * | | | | | | | | | | |
| ***** | | | | | | | | | | |
| PENDING CASES AT THE BEGINNING OF THE YEAR..... | | | | | | | | | | |
| INACTIVE BENCH WARRANTS..... | 10 | 12 | 17 | 0 | 1 | 2 | 0 | 0 | 0 | 32 |
| INACTIVE: NON-SERVICE..... | 20 | 264 | 70 | 0 | 65 | 1 | 82 | 27 | 4 | 513 |
| TOTAL (ADD LINES 10 AND 20)..... | 30 | 276 | 87 | 0 | 66 | 3 | 82 | 27 | 4 | 545 |
| ACTIVE PENDING..... | 40 | 179 | 46 | 0 | 50 | 0 | 49 | 41 | 5 | 370 |
| NEW CASES FILED THIS YEAR..... | 50 | 3660 | 1113 | 0 | 1233 | 23 | 362 | 411 | 17 | 6819 |
| SUBTOTAL ACTIVE..... | 60 | 3839 | 1159 | 0 | 1283 | 23 | 411 | 452 | 22 | 7189 |
| RE-OPENED CASES..... | | | | | | | | | | |
| REMANDS FROM HIGHER COURTS..... | 70 | 0 | 8 | 0 | 0 | 0 | 3 | 0 | 0 | 11 |
| PROBATION VIOLATIONS..... | 80 | 7 | 38 | 0 | 0 | 0 | 0 | 0 | 0 | 45 |
| MISTRIALS..... | 85 | 0 | 0 | 0 | 0 | 0 | 0 | 0 | 0 | 0 |
| APPEARANCE AFTER BENCH WARRANT ISSUED..... | 90 | 8 | 23 | 0 | 0 | 2 | 0 | 0 | 0 | 33 |
| SERVICE MADE/ARRAIGNMENT..... | 95 | 71 | 195 | 0 | 12 | 5 | 143 | 111 | 11 | 548 |
| OTHER..... | 100 | 70 | 20 | 0 | 1 | 0 | 12 | 1 | 0 | 104 |
| SUBTOTAL (ADD LINES 70 THROUGH 100)..... | 110 | 156 | 284 | 0 | 13 | 7 | 158 | 112 | 11 | 741 |
| TOTAL ACTIVE CASELOAD THIS YEAR (ADD LINES 60 AND 110)..... | 120 | 3995 | 1443 | 0 | 1296 | 30 | 569 | 564 | 33 | 7930 |
| JUDICIAL DISPOSITIONS..... | | | | | | | | | | |
| GUILTY PLEAS..... | 130 | 240 | 345 | 0 | 89 | 8 | 0 | 0 | 0 | 682 |
| TRIALS WITHOUT JURY..... | 140 | 4 | 15 | 0 | 13 | 1 | 10 | 45 | 2 | 130 |
| TRIALS BY JURY..... | 150 | 1 | 4 | 0 | 0 | 0 | 5 | 0 | 0 | 10 |
| DISMISSALS..... | 160 | 78 | 207 | 0 | 6 | 0 | 75 | 149 | 5 | 520 |
| PELIMINARY EXAMS WAIVED..... | 170 | 0 | 34 | 0 | 0 | 0 | 0 | 0 | 0 | 34 |
| PELIMINARY EXAMS CONDUCTED..... | 175 | 0 | 35 | 0 | 0 | 0 | 0 | 0 | 0 | 35 |
| BENCH WARRANTS..... | 180 | 16 | 31 | 0 | 1 | 2 | 0 | 0 | 0 | 50 |
| NO PROGRESS..... | 185 | 0 | 0 | 0 | 0 | 0 | 41 | 42 | 6 | 89 |
| OTHER JUDICIAL DISPOSITIONS..... | 190 | 36 | 63 | 0 | 0 | 0 | 248 | 142 | 4 | 493 |
| SUBTOTAL (ADD LINES 130 THROUGH 190)..... | 200 | 415 | 734 | 0 | 109 | 11 | 379 | 378 | 17 | 2043 |
| OTHER DISPOSITIONS..... | | | | | | | | | | |
| MAGISTRATES..... | 210 | 3213 | 448 | 0 | 1082 | 11 | 0 | 0 | 0 | 4754 |
| TRAFFIC BUREAU..... | 220 | 0 | 0 | 0 | 0 | 0 | 0 | 0 | 0 | 0 |
| NON-SERVICE..... | 230 | 143 | 204 | 0 | 35 | 4 | 160 | 142 | 11 | 699 |
| SUBTOTAL (ADD LINES 210 THROUGH 230)..... | 240 | 3356 | 652 | 0 | 1117 | 15 | 160 | 142 | 11 | 5453 |
| TOTAL DISPOSITIONS (ADD LINES 200 AND 240)..... | 250 | 3771 | 1386 | 0 | 1226 | 26 | 539 | 520 | 28 | 7496 |
| PENDING CASES AT THE END OF YEAR..... | | | | | | | | | | |
| INACTIVE: BENCH WARRANTS (LINES 10 - 90 + 180)..... | 260 | 20 | 25 | 0 | 2 | 2 | 0 | 0 | 0 | 49 |
| INACTIVE: NON-SERVICE (LINES 20 - 95 + 230)..... | 270 | 336 | 79 | 0 | 88 | 0 | 99 | 58 | 4 | 664 |
| ACTIVE PENDING (SUBTRACT LINE 250 FROM LINE 120)..... | 280 | 224 | 57 | 0 | 70 | 4 | 30 | 44 | 5 | 434 |
| TOTAL CASES PENDING AT END OF YEAR(LINES 260+270+280)..... | 290 | 580 | 161 | 0 | 160 | 6 | 129 | 102 | 9 | 1147 |
| CIVIL CASES PENDING OVER 1 YEAR..... | 300 | 0 | 0 | 0 | 0 | 0 | 14 | 0 | 0 | 14 |

REPORT OF DISTRICT CASELOAD

REGION 5

DISTRICT #96

MARQUETTE COUNTY

| ***** | | | | | | | | | |
|--|---|---------------|-----------|-----------|-----------|-----------|-----------|-----------|-----------|
| * CRIMINAL * | | | | | * CIVIL * | | | * T * | |
| ***** | | | | | ***** | | | ***** | |
| * STATE OFFENSE * | * STATE * | * ORDINANCE * | * * * * * | * * * * * | * * * * * | * * * * * | * * * * * | * * * * * | * * * * * |
| L ***** | ORD. | ***** | * * * * * | * * * * * | * * * * * | * * * * * | * * * * * | * * * * * | * * * * * |
| I * * * * * | * NON * AND * | * * * * * | * * * * * | * * * * * | * * * * * | * * * * * | * * * * * | * * * * * | * * * * * |
| N * TRAF- * TRAF- * PARK- * TRAF- * TRAF- * CIVIL * CLAIMS * PROC. * S * * | * FIC * FIC * ING * FIC * FIC * * * * * | * * * * * | * * * * * | * * * * * | * * * * * | * * * * * | * * * * * | * * * * * | * * * * * |
| ***** | | | | | | | | | |
| PENDING CASES AT THE BEGINNING OF THE YEAR..... | | | | | | | | | |
| INACTIVE BENCH WARRANTS..... | 10 | 35 | 29 | 0 | 1 | 0 | 0 | 0 | 65 |
| INACTIVE: NON-SERVICE..... | 20 | 376 | 247 | 174 | 69 | 52 | 65 | 124 | 1132 |
| TOTAL (ADD LINES 10 AND 20)..... | 30 | 411 | 276 | 174 | 70 | 52 | 65 | 124 | 1197 |
| ACTIVE PENDING..... | 40 | 503 | 103 | 46 | 125 | 11 | 8 | 118 | 914 |
| NEW CASES FILED THIS YEAR..... | 50 | 8981 | 2092 | 376 | 1028 | 299 | 362 | 1472 | 14697 |
| SUBTOTAL ACTIVE..... | 60 | 9484 | 2195 | 422 | 1153 | 310 | 370 | 1590 | 15611 |
| RE-OPENED CASES..... | | | | | | | | | |
| REMANDS FROM HIGHER COURTS..... | 70 | 8 | 27 | 0 | 1 | 1 | 0 | 0 | 37 |
| PROBATION VIOLATIONS..... | 80 | 40 | 76 | 0 | 2 | 2 | 0 | 0 | 120 |
| MISTRIALS..... | 85 | 0 | 0 | 0 | 0 | 0 | 0 | 0 | 0 |
| APPEARANCE AFTER BENCH WARRANT ISSUED..... | 90 | 41 | 55 | 0 | 0 | 5 | 7 | 1 | 109 |
| SERVICE MADE/ARRAIGNMENT..... | 95 | 310 | 347 | 141 | 15 | 29 | 243 | 614 | 1754 |
| OTHER..... | 100 | 0 | 0 | 0 | 0 | 0 | 15 | 13 | 28 |
| SUBTOTAL (ADD LINES 70 THROUGH 100)..... | 110 | 399 | 505 | 141 | 18 | 37 | 265 | 628 | 2048 |
| TOTAL ACTIVE CASELOAD THIS YEAR (ADD LINES 60 AND 110)..... | 120 | 9883 | 2700 | 563 | 1171 | 347 | 635 | 2218 | 17659 |
| JUDICIAL DISPOSITIONS..... | | | | | | | | | |
| GUILTY PLEAS..... | 130 | 530 | 611 | 0 | 50 | 23 | 0 | 0 | 1214 |
| TRIALS WITHOUT JURY..... | 140 | 90 | 44 | 1 | 12 | 5 | 25 | 204 | 396 |
| TRIALS BY JURY..... | 150 | 5 | 7 | 0 | 3 | 0 | 3 | 0 | 18 |
| DISMISSALS..... | 160 | 74 | 312 | 0 | 6 | 8 | 72 | 131 | 629 |
| PELIMINARY EXAMS WAIVED..... | 170 | 8 | 97 | 0 | 0 | 0 | 0 | 0 | 105 |
| PELIMINARY EXAMS CONDUCTED..... | 175 | 0 | 127 | 0 | 0 | 0 | 0 | 0 | 127 |
| BENCH WARRANTS..... | 180 | 47 | 72 | 0 | 1 | 6 | 8 | 2 | 136 |
| NO PROGRESS..... | 185 | 0 | 0 | 0 | 0 | 0 | 19 | 56 | 80 |
| OTHER JUDICIAL DISPOSITIONS..... | 190 | 126 | 463 | 0 | 4 | 3 | 189 | 956 | 1790 |
| SUBTOTAL (ADD LINES 130 THROUGH 190)..... | 200 | 880 | 1733 | 1 | 76 | 45 | 316 | 1349 | 4495 |
| OTHER DISPOSITIONS..... | | | | | | | | | |
| MAGISTRATES..... | 210 | 4111 | 453 | 123 | 445 | 169 | 0 | 0 | 5301 |
| TRAFFIC BUREAU..... | 220 | 3367 | 0 | 21 | 403 | 0 | 0 | 0 | 3791 |
| NON-SERVICE..... | 230 | 453 | 360 | 307 | 54 | 81 | 271 | 756 | 2323 |
| SUBTOTAL (ADD LINES 210 THROUGH 230)..... | 240 | 7931 | 813 | 451 | 902 | 250 | 271 | 756 | 11415 |
| TOTAL DISPOSITIONS (ADD LINES 200 AND 240)..... | 250 | 8811 | 2546 | 452 | 978 | 295 | 587 | 2105 | 15910 |
| PENDING CASES AT THE END OF YEAR..... | | | | | | | | | |
| INACTIVE: BENCH WARRANTS (LINES 10 - 90 + 180)..... | 260 | 41 | 46 | 0 | 2 | 1 | 1 | 1 | 92 |
| INACTIVE: NON-SERVICE (LINES 20 - 95 + 230)..... | 270 | 519 | 260 | 340 | 108 | 104 | 93 | 266 | 1701 |
| ACTIVE PENDING (SUBTRACT LINE 250 FROM LINE 120)..... | 280 | 1072 | 154 | 111 | 193 | 52 | 48 | 113 | 1749 |
| TOTAL CASES PENDING AT END OF YEAR(LINES 260+270+280)..... | 290 | 1632 | 460 | 451 | 303 | 157 | 142 | 380 | 3542 |
| CIVIL CASES PENDING OVER 1 YEAR..... | | | | | | | | | |
| | 300 | 0 | 0 | 0 | 0 | 0 | 13 | 1 | 16 |

REPORT OF DISTRICT CASELOAD

REGION 5

DISTRICT #97 - Div. 1

BARAGA COUNTY

| ***** | | | | | | | | | |
|---|---------------|-------|-----------|-------|---------------|--------|-------|-------|---|
| * C R I M I N A L * | | | | | * C I V I L * | | | * T * | |
| * STATE OFFENSE * STATE * ORDINANCE * | | | | | * * * * * | | | * T * | |
| L | STATE OFFENSE | STATE | ORDINANCE | ORD. | CIVIL | SMALL | SUM- | A | |
| I | NON | AND | NON | | CIVIL | CLAIMS | PROC. | L | |
| N | TRAF- | TRAF- | PARK- | TRAF- | TRAF- | | | S | |
| E | FIC | FIC | ING | FIC | FIC | | | | |
| ***** | | | | | | | | | |
| PENDING CASES AT THE BEGINNING OF THE YEAR..... | | | | | | | | | |
| | 0 | 0 | 0 | 0 | 0 | 0 | 0 | 0 | 0 |
| INACTIVE BENCH WARRANTS..... | 10 | 0 | 0 | 0 | 0 | 0 | 0 | 0 | 0 |
| INACTIVE: NON-SERVICE..... | 20 | 28 | 1 | 0 | 6 | 1 | 5 | 7 | 0 |
| TOTAL (ADD LINES 10 AND 20)..... | 30 | 28 | 1 | 0 | 6 | 1 | 5 | 7 | 0 |
| ACTIVE PENDING..... | 40 | 31 | 3 | 0 | 5 | 0 | 6 | 12 | 0 |
| NEW CASES FILED THIS YEAR..... | 50 | 1407 | 186 | 0 | 200 | 4 | 37 | 124 | 2 |
| SUBTOTAL ACTIVE..... | 60 | 1438 | 189 | 0 | 205 | 4 | 43 | 136 | 2 |
| RE-OPENED CASES..... | | | | | | | | | |
| REMANDS FROM HIGHER COURTS..... | 70 | 0 | 0 | 0 | 0 | 0 | 0 | 0 | 0 |
| PROBATION VIOLATIONS..... | 80 | 12 | 11 | 0 | 8 | 4 | 0 | 0 | 0 |
| MISTRIALS..... | 85 | 0 | 0 | 0 | 0 | 0 | 0 | 0 | 0 |
| APPEARANCE AFTER BENCH WARRANT ISSUED..... | 90 | 0 | 2 | 0 | 0 | 0 | 0 | 0 | 2 |
| SERVICE MADE/ARRAIGNMENT..... | 95 | 17 | 4 | 0 | 0 | 0 | 25 | 68 | 1 |
| OTHER..... | 100 | 108 | 45 | 0 | 31 | 0 | 1 | 0 | 0 |
| SUBTOTAL (ADD LINES 70 THROUGH 100)..... | 110 | 137 | 62 | 0 | 39 | 4 | 26 | 68 | 1 |
| TOTAL ACTIVE CASELOAD THIS YEAR (ADD LINES 60 AND 110)..... | 120 | 1575 | 251 | 0 | 244 | 8 | 69 | 204 | 3 |
| JUDICIAL DISPOSITIONS..... | | | | | | | | | |
| GUILTY PLEAS..... | 130 | 111 | 44 | 0 | 43 | 3 | 0 | 0 | 0 |
| TRIALS WITHOUT JURY..... | 140 | 3 | 3 | 0 | 5 | 0 | 2 | 36 | 0 |
| TRIALS BY JURY..... | 150 | 0 | 0 | 0 | 0 | 2 | 1 | 0 | 0 |
| DISMISSALS..... | 160 | 97 | 53 | 0 | 28 | 1 | 9 | 6 | 1 |
| PELIMINARY EXAMS WAIVED..... | 170 | 0 | 0 | 0 | 0 | 0 | 0 | 0 | 0 |
| PELIMINARY EXAMS CONDUCTED..... | 175 | 0 | 15 | 0 | 0 | 0 | 0 | 0 | 0 |
| BENCH WARRANTS..... | 180 | 2 | 2 | 0 | 0 | 0 | 1 | 3 | 0 |
| NO PROGRESS..... | 185 | 0 | 0 | 0 | 0 | 0 | 0 | 0 | 0 |
| OTHER JUDICIAL DISPOSITIONS..... | 190 | 36 | 39 | 0 | 6 | 1 | 24 | 75 | 1 |
| SUBTOTAL (ADD LINES 130 THROUGH 190)..... | 200 | 249 | 156 | 0 | 82 | 7 | 37 | 120 | 2 |
| OTHER DISPOSITIONS..... | | | | | | | | | |
| MAGISTRATES..... | 210 | 1273 | 73 | 0 | 156 | 0 | 0 | 0 | 0 |
| TRAFFIC BUREAU..... | 220 | 0 | 0 | 0 | 0 | 0 | 0 | 0 | 0 |
| NON-SERVICE..... | 230 | 15 | 8 | 0 | 0 | 0 | 22 | 72 | 1 |
| SUBTOTAL (ADD LINES 210 THROUGH 230)..... | 240 | 1288 | 81 | 0 | 156 | 0 | 22 | 72 | 1 |
| TOTAL DISPOSITIONS (ADD LINES 200 AND 240)..... | 250 | 1537 | 237 | 0 | 238 | 7 | 59 | 192 | 3 |
| PENDING CASES AT THE END OF YEAR..... | | | | | | | | | |
| INACTIVE: BENCH WARRANTS (LINES 10 - 90 + 180)..... | 260 | 2 | 0 | 0 | 0 | 0 | 0 | 0 | 0 |
| INACTIVE: NON-SERVICE (LINES 20 - 95 + 230)..... | 270 | 26 | 5 | 0 | 6 | 1 | 2 | 11 | 0 |
| ACTIVE PENDING (SUBTRACT LINE 250 FROM LINE 120)..... | 280 | 38 | 14 | 0 | 6 | 1 | 10 | 12 | 0 |
| TOTAL CASES PENDING AT END OF YEAR(LINES 260+270+280)..... | 290 | 66 | 19 | 0 | 12 | 2 | 12 | 23 | 0 |
| CIVIL CASES PENDING OVER 1 YEAR..... | 300 | 0 | 0 | 0 | 0 | 0 | 0 | 0 | 0 |

REPORT OF DISTRICT CASELOAD

REGION 5

DISTRICT #97 - Div. 2

HOUGHTON COUNTY

| ***** | | | | | | | | | | |
|---|-----|------|-----|----|------|--------------------------|-----|-----|-------|------|
| * C R I M I N A L * | | | | | | * C I V I L * | | | * T * | |
| ***** | | | | | | | | | | |
| * STATE OFFENSE * STATE * ORDINANCE * | | | | | | * * * * * | | | * T * | |
| L * * * * * ORD. * * * * * | | | | | | * * * * * | | | * A * | |
| I * * * * * NON * AND * NON * | | | | | | * CIVIL * SMALL * MARY * | | | * L * | |
| N * TRAF- * TRAF- * PARK- * TRAF- * TRAF- * CIVIL * CLAIMS* PROC. * | | | | | | * * * * * | | | * S * | |
| E * FIC * FIC * ING * FIC * FIC . * | | | | | | * * * * * | | | * * * | |
| ***** | | | | | | | | | | |
| PENDING CASES AT THE BEGINNING OF THE YEAR..... | | | | | | | | | | |
| INACTIVE BENCH WARRANTS..... | 10 | 21 | 6 | 0 | 9 | 4 | 0 | 0 | 0 | 40 |
| INACTIVE: NON-SERVICE..... | 20 | 10 | 6 | 0 | 7 | 1 | 4 | 2 | 0 | 30 |
| TOTAL (ADD LINES 10 AND 20)..... | 30 | 31 | 12 | 0 | 16 | 5 | 4 | 2 | 0 | 70 |
| ACTIVE PENDING..... | 40 | 93 | 37 | 0 | 36 | 8 | 74 | 15 | 6 | 269 |
| NEW CASES FILED THIS YEAR..... | 50 | 2811 | 635 | 26 | 1413 | 196 | 117 | 146 | 7 | 5351 |
| SUBTOTAL ACTIVE..... | 60 | 2904 | 672 | 26 | 1449 | 204 | 191 | 161 | 13 | 5620 |
| RE-OPENED CASES..... | | | | | | | | | | |
| REMANDS FROM HIGHER COURTS..... | 70 | 0 | 5 | 0 | 0 | 0 | 3 | 0 | 0 | 8 |
| PROBATION VIOLATIONS..... | 80 | 27 | 20 | 0 | 12 | 4 | 0 | 0 | 0 | 63 |
| MISTRIALS..... | 85 | 0 | 0 | 0 | 0 | 0 | 0 | 0 | 0 | 0 |
| APPEARANCE AFTER BENCH WARRANT ISSUED..... | 90 | 10 | 6 | 0 | 5 | 5 | 0 | 0 | 0 | 26 |
| SERVICE MADE/ARRAIGNMENT..... | 95 | 12 | 6 | 0 | 15 | 1 | 14 | 3 | 0 | 51 |
| OTHER..... | 100 | 0 | 0 | 0 | 0 | 0 | 1 | 0 | 0 | 1 |
| SUBTOTAL (ADD LINES 70 THROUGH 100)..... | 110 | 49 | 37 | 0 | 32 | 10 | 18 | 3 | 0 | 149 |
| TOTAL ACTIVE CASELOAD THIS YEAR (ADD LINES 60 AND 110)..... | 120 | 2953 | 709 | 26 | 1481 | 214 | 209 | 164 | 13 | 5769 |
| JUDICIAL DISPOSITIONS..... | | | | | | | | | | |
| GUILTY PLEAS..... | 130 | 340 | 182 | 0 | 241 | 82 | 0 | 0 | 0 | 845 |
| TRIALS WITHOUT JURY..... | 140 | 13 | 6 | 0 | 13 | 1 | 17 | 32 | 4 | 86 |
| TRIALS BY JURY..... | 150 | 0 | 2 | 0 | 0 | 0 | 4 | 0 | 0 | 6 |
| DISMISSALS..... | 160 | 161 | 114 | 0 | 65 | 38 | 64 | 8 | 2 | 452 |
| PELIMINARY EXAMS WAIVED..... | 170 | 0 | 12 | 0 | 0 | 0 | 0 | 0 | 0 | 12 |
| PELIMINARY EXAMS CONDUCTED..... | 175 | 0 | 20 | 0 | 0 | 0 | 0 | 0 | 0 | 20 |
| BENCH WARRANTS..... | 180 | 27 | 10 | 0 | 9 | 3 | 0 | 0 | 0 | 49 |
| NO PROGRESS..... | 185 | 0 | 0 | 0 | 0 | 0 | 3 | 0 | 0 | 3 |
| OTHER JUDICIAL DISPOSITIONS..... | 190 | 106 | 91 | 0 | 60 | 42 | 53 | 98 | 2 | 452 |
| SUBTOTAL (ADD LINES 130 THROUGH 190)..... | 200 | 647 | 437 | 0 | 388 | 166 | 141 | 138 | 8 | 1925 |
| OTHER DISPOSITIONS..... | | | | | | | | | | |
| MAGISTRATES..... | 210 | 2179 | 194 | 26 | 1017 | 36 | 0 | 0 | 0 | 3452 |
| TRAFFIC BUREAU..... | 220 | 0 | 0 | 0 | 0 | 0 | 0 | 0 | 0 | 0 |
| NON-SERVICE..... | 230 | 18 | 0 | 0 | 13 | 0 | 12 | 1 | 0 | 44 |
| SUBTOTAL (ADD LINES 210 THROUGH 230)..... | 240 | 2197 | 194 | 26 | 1030 | 36 | 12 | 1 | 0 | 3496 |
| TOTAL DISPOSITIONS (ADD LINES 200 AND 240)..... | 250 | 2844 | 631 | 26 | 1418 | 202 | 153 | 139 | 8 | 5421 |
| PENDING CASES AT THE END OF YEAR..... | | | | | | | | | | |
| INACTIVE: BENCH WARRANTS (LINES 10 - 90 + 180)..... | 260 | 38 | 10 | 0 | 13 | 2 | 0 | 0 | 0 | 63 |
| INACTIVE: NON-SERVICE (LINES 20 - 95 + 230)..... | 270 | 16 | 0 | 0 | 5 | 0 | 2 | 0 | 0 | 23 |
| ACTIVE PENDING (SUBTRACT LINE 250 FROM LINE 120)..... | 280 | 109 | 78 | 0 | 63 | 12 | 56 | 25 | 5 | 348 |
| TOTAL CASES PENDING AT END OF YEAR(LINES 260+270+280)..... | 290 | 163 | 88 | 0 | 81 | 14 | 58 | 25 | 5 | 434 |
| CIVIL CASES PENDING OVER 1 YEAR..... | 300 | 0 | 0 | 0 | 0 | 0 | 7 | 0 | 3 | 10 |

REPORT OF DISTRICT CASELOAD

REGION 5

DISTRICT #97 - Div. 3

KEWEENAW COUNTY

| ***** | | | | | | | | | |
|---|-------------------|-------------------|---------------|---------------|-------------------|----------|------------------|----------------|-----------|
| * C R I M I N A L * | | | | | * C I V I L * | | | * T * | |
| ***** | | | | | | | | | |
| * STATE OFFENSE * | * STATE ORD. * | * ORDINANCE * | | | | * SUM- * | * T * | | |
| ***** | | | | | | | | | |
| L I N E | * NON TRAF- FIC * | * AND TRAF- FIC * | * PARK- ING * | * TRAF- FIC * | * NON TRAF- FIC * | CIVIL | * SMALL CLAIMS * | * MARY PROC. * | * A L S * |
| ***** | | | | | | | | | |
| PENDING CASES AT THE BEGINNING OF THE YEAR..... | | | | | | | | | |
| INACTIVE BENCH WARRANTS..... | 10 | 2 | 0 | 0 | 0 | 0 | 0 | 0 | 2 |
| INACTIVE: NON-SERVICE..... | 20 | 1 | 1 | 0 | 0 | 0 | 0 | 0 | 2 |
| TOTAL (ADD LINES 10 AND 20)..... | 30 | 3 | 1 | 0 | 0 | 0 | 0 | 0 | 4 |
| ACTIVE PENDING..... | 40 | 4 | 5 | 0 | 0 | 2 | 0 | 0 | 11 |
| NEW CASES FILED THIS YEAR..... | 50 | 211 | 36 | 0 | 0 | 0 | 8 | 0 | 255 |
| SUBTOTAL ACTIVE..... | 60 | 215 | 41 | 0 | 0 | 0 | 10 | 0 | 266 |
| RE-OPENED CASES..... | | | | | | | | | |
| REMANDS FROM HIGHER COURTS..... | 70 | 0 | 1 | 0 | 0 | 0 | 0 | 0 | 1 |
| PROBATION VIOLATIONS..... | 80 | 15 | 0 | 0 | 0 | 0 | 0 | 0 | 15 |
| MISTRIALS..... | 85 | 0 | 0 | 0 | 0 | 0 | 0 | 0 | 0 |
| APPEARANCE AFTER BENCH WARRANT ISSUED..... | 90 | 1 | 0 | 0 | 0 | 0 | 0 | 0 | 1 |
| SERVICE MADE/ARRAIGNMENT..... | 95 | 1 | 1 | 0 | 0 | 0 | 0 | 0 | 2 |
| OTHER..... | 100 | 0 | 0 | 0 | 0 | 0 | 0 | 0 | 0 |
| SUBTOTAL (ADD LINES 70 THROUGH 100)..... | 110 | 17 | 2 | 0 | 0 | 0 | 0 | 0 | 19 |
| TOTAL ACTIVE CASELOAD THIS YEAR (ADD LINES 60 AND 110)..... | 120 | 232 | 43 | 0 | 0 | 0 | 10 | 0 | 285 |
| JUDICIAL DISPOSITIONS..... | | | | | | | | | |
| GUILTY PLEAS..... | 130 | 18 | 9 | 0 | 0 | 0 | 0 | 0 | 27 |
| TRIALS WITHOUT JURY..... | 140 | 0 | 0 | 0 | 0 | 0 | 0 | 0 | 0 |
| TRIALS BY JURY..... | 150 | 0 | 0 | 0 | 0 | 0 | 0 | 0 | 0 |
| DISMISSALS..... | 160 | 11 | 14 | 0 | 0 | 2 | 0 | 0 | 27 |
| PELIMINARY EXAMS WAIVED..... | 170 | 0 | 7 | 0 | 0 | 0 | 0 | 0 | 7 |
| PELIMINARY EXAMS CONDUCTED..... | 175 | 0 | 1 | 0 | 0 | 0 | 0 | 0 | 1 |
| BENCH WARRANTS..... | 180 | 0 | 0 | 0 | 0 | 0 | 0 | 0 | 0 |
| NO PROGRESS..... | 185 | 0 | 0 | 0 | 0 | 0 | 0 | 0 | 0 |
| OTHER JUDICIAL DISPOSITIONS..... | 190 | 11 | 8 | 0 | 0 | 3 | 0 | 0 | 22 |
| SUBTOTAL (ADD LINES 130 THROUGH 190)..... | 200 | 40 | 39 | 0 | 0 | 5 | 0 | 0 | 84 |
| OTHER DISPOSITIONS..... | | | | | | | | | |
| MAGISTRATES..... | 210 | 187 | 0 | 0 | 0 | 0 | 0 | 0 | 187 |
| TRAFFIC BUREAU..... | 220 | 0 | 0 | 0 | 0 | 0 | 0 | 0 | 0 |
| NON-SERVICE..... | 230 | 0 | 0 | 0 | 0 | 0 | 0 | 0 | 0 |
| SUBTOTAL (ADD LINES 210 THROUGH 230)..... | 240 | 187 | 0 | 0 | 0 | 0 | 0 | 0 | 187 |
| TOTAL DISPOSITIONS (ADD LINES 200 AND 240)..... | 250 | 227 | 39 | 0 | 0 | 5 | 0 | 0 | 271 |
| PENDING CASES AT THE END OF YEAR..... | | | | | | | | | |
| INACTIVE: BENCH WARRANTS (LINES 10 - 90 + 180)..... | 260 | 1 | 0 | 0 | 0 | 0 | 0 | 0 | 1 |
| INACTIVE: NON-SERVICE (LINES 20 - 95 + 230)..... | 270 | 0 | 0 | 0 | 0 | 0 | 0 | 0 | 0 |
| ACTIVE PENDING (SUBTRACT LINE 250 FROM LINE 120)..... | 280 | 5 | 4 | 0 | 0 | 5 | 0 | 0 | 14 |
| TOTAL CASES PENDING AT END OF YEAR(LINES 260+270+280)..... | 290 | 6 | 4 | 0 | 0 | 5 | 0 | 0 | 15 |
| CIVIL CASES PENDING OVER 1 YEAR..... | 300 | 0 | 0 | 0 | 0 | 1 | 0 | 0 | 1 |

REPORT OF DISTRICT CASELOAD

REGION 5

DISTRICT #97

COURT SUMMARY

| ***** | | | | | | | | | |
|---|--|------|------|---------------------------------------|-----------|-----------|------------|-----------|------|
| * CRIMINAL * | | | | | * CIVIL * | | | * T * | |
| ***** | | | | | | | | | |
| * STATE OFFENSE * STATE * ORDINANCE * * * * * | | | | | | | | | |
| ***** | | | | | | | | | |
| L | * STATE OFFENSE * STATE * ORD. | | | * NON * NON * SMALL * MARY | | | * SUM- * A | | |
| I | * TRAF- * TRAF- * PARK- * TRAF- * TRAF- * CIVIL * CLAIMS * PROC. | | | * FIC * FIC * ING * FIC * FIC * * * * | | * * * * * | | * S * * | |
| N | * FIC * FIC * ING * FIC * FIC * * * * | | | * * * * * | | * * * * * | | * * * * * | |
| E | * * * * * | | | * * * * * | | * * * * * | | * * * * * | |
| ***** | | | | | | | | | |
| PENDING CASES AT THE BEGINNING OF THE YEAR..... | | | | | | | | | |
| INACTIVE BENCH WARRANTS..... | 10 | 23 | 6 | 0 | 9 | 4 | 0 | 0 | 42 |
| INACTIVE: NON-SERVICE..... | 20 | 39 | 8 | 0 | 13 | 2 | 9 | 0 | 80 |
| TOTAL (ADD LINES 10 AND 20)..... | 30 | 62 | 14 | 0 | 22 | 6 | 9 | 0 | 122 |
| ACTIVE PENDING..... | 40 | 128 | 45 | 0 | 41 | 8 | 82 | 27 | 337 |
| NEW CASES FILED THIS YEAR..... | 50 | 4429 | 857 | 26 | 1613 | 200 | 162 | 270 | 7566 |
| SUBTOTAL ACTIVE..... | 60 | 4557 | 902 | 26 | 1654 | 208 | 244 | 297 | 7903 |
| RE-OPENED CASES..... | | | | | | | | | |
| REMANDS FROM HIGHER COURTS..... | 70 | 0 | 6 | 0 | 0 | 0 | 3 | 0 | 9 |
| PROBATION VIOLATIONS..... | 80 | 54 | 31 | 0 | 20 | 8 | 0 | 0 | 113 |
| MISTRIALS..... | 85 | 0 | 0 | 0 | 0 | 0 | 0 | 0 | 0 |
| APPEARANCE AFTER BENCH WARRANT ISSUED..... | 90 | 11 | 8 | 0 | 5 | 5 | 0 | 0 | 29 |
| SERVICE MADE/ARRAIGNMENT..... | 95 | 30 | 11 | 0 | 15 | 1 | 39 | 71 | 168 |
| OTHER..... | 100 | 108 | 45 | 0 | 31 | 0 | 2 | 0 | 186 |
| SUBTOTAL (ADD LINES 70 THROUGH 100)..... | 110 | 203 | 101 | 0 | 71 | 14 | 44 | 71 | 505 |
| TOTAL ACTIVE CASELOAD THIS YEAR (ADD LINES 60 AND 110)..... | 120 | 4760 | 1003 | 26 | 1725 | 222 | 288 | 368 | 8408 |
| JUDICIAL DISPOSITIONS..... | | | | | | | | | |
| GUILTY PLEAS..... | 130 | 469 | 235 | 0 | 284 | 85 | 0 | 0 | 1073 |
| TRIALS WITHOUT JURY..... | 140 | 16 | 9 | 0 | 18 | 1 | 19 | 68 | 135 |
| DISMISSALS..... | 150 | 0 | 2 | 0 | 0 | 2 | 5 | 0 | 9 |
| PELIMINARY EXAMS WAIVED..... | 160 | 269 | 181 | 0 | 93 | 39 | 75 | 14 | 674 |
| PELIMINARY EXAMS CONDUCTED..... | 170 | 0 | 19 | 0 | 0 | 0 | 0 | 0 | 19 |
| BENCH WARRANTS..... | 175 | 0 | 36 | 0 | 0 | 0 | 0 | 0 | 36 |
| NO PROGRESS..... | 180 | 29 | 12 | 0 | 9 | 3 | 0 | 0 | 53 |
| OTHER JUDICIAL DISPOSITIONS..... | 185 | 0 | 0 | 0 | 0 | 0 | 4 | 3 | 7 |
| SUBTOTAL (ADD LINES 130 THROUGH 190)..... | 190 | 153 | 138 | 0 | 66 | 43 | 80 | 173 | 656 |
| OTHER DISPOSITIONS..... | 200 | 936 | 632 | 0 | 470 | 173 | 183 | 258 | 2662 |
| MAGISTRATES..... | 210 | 3639 | 267 | 26 | 1173 | 36 | 0 | 0 | 5141 |
| TRAFFIC BUREAU..... | 220 | 0 | 0 | 0 | 0 | 0 | 0 | 0 | 0 |
| NON-SERVICE..... | 230 | 33 | 8 | 0 | 13 | 0 | 34 | 73 | 162 |
| SUBTOTAL (ADD LINES 210 THROUGH 230)..... | 240 | 3672 | 275 | 26 | 1186 | 36 | 34 | 73 | 5303 |
| TOTAL DISPOSITIONS (ADD LINES 200 AND 240)..... | 250 | 4608 | 907 | 26 | 1656 | 209 | 217 | 331 | 7965 |
| PENDING CASES AT THE END OF YEAR..... | | | | | | | | | |
| INACTIVE: BENCH WARRANTS (LINES 10 - 90 + 180)..... | 260 | 41 | 10 | 0 | 13 | 2 | 0 | 0 | 66 |
| INACTIVE: NON-SERVICE (LINES 20 - 95 + 230)..... | 270 | 42 | 5 | 0 | 11 | 1 | 4 | 11 | 74 |
| ACTIVE PENDING (SUBTRACT LINE 250 FROM LINE 120)..... | 280 | 152 | 96 | 0 | 69 | 13 | 71 | 37 | 443 |
| TOTAL CASES PENDING AT END OF YEAR (LINES 260+270+280)..... | 290 | 235 | 111 | 0 | 93 | 16 | 75 | 48 | 583 |
| CIVIL CASES PENDING OVER 1 YEAR..... | 300 | 0 | 0 | 0 | 0 | 0 | 8 | 0 | 11 |

REPORT OF DISTRICT CASELOAD

REGION 5

DISTRICT #98 - Div. 1

GOGEBIC COUNTY

| ***** | | | | | | | | | |
|---|---------------------|-----------|---------------|-----------|-----------|---------------|------------|-----------|-------|
| | * C R I M I N A L * | | | | | * C I V I L * | | | * T * |
| | ***** | | | | | ***** | | | O * |
| | * STATE OFFENSE * | * STATE * | * ORDINANCE * | | | * * * | * * * | * * * | * T * |
| L | ***** | | | | | * * * | * * * | * * * | * A * |
| I | * NON * | * AND * | | * NON * | | * SMALL * | * MARY * | | * L * |
| N | * TRAF- * | * TRAF- * | * PARK- * | * TRAF- * | * TRAF- * | * CIVIL * | * CLAIMS * | * PROC. * | * S * |
| E | * FIC * | * FIC * | * ING * | * FIC * | * FIC * | | | | * * * |
| ***** | | | | | | | | | |
| PENDING CASES AT THE BEGINNING OF THE YEAR..... | | | | | | | | | |
| INACTIVE BENCH WARRANTS..... | 10 | 15 | 6 | 0 | 4 | 4 | 0 | 0 | 29 |
| INACTIVE: NON-SERVICE..... | 20 | 0 | 0 | 0 | 0 | 0 | 0 | 0 | 0 |
| TOTAL (ADD LINES 10 AND 20)..... | 30 | 15 | 6 | 0 | 4 | 4 | 0 | 0 | 29 |
| ACTIVE PENDING..... | 40 | 58 | 33 | 0 | 63 | 14 | 54 | 18 | 241 |
| NEW CASES FILED THIS YEAR..... | 50 | 1806 | 525 | 0 | 435 | 60 | 108 | 115 | 3056 |
| SUBTOTAL ACTIVE..... | 60 | 1864 | 558 | 0 | 498 | 74 | 162 | 133 | 3297 |
| RE-OPENED CASES..... | | | | | | | | | |
| REMANDS FROM HIGHER COURTS..... | 70 | 0 | 2 | 0 | 0 | 0 | 0 | 0 | 2 |
| PROBATION VIOLATIONS..... | 80 | 0 | 0 | 0 | 0 | 0 | 0 | 0 | 0 |
| MISTRIALS..... | 85 | 0 | 0 | 0 | 0 | 0 | 0 | 0 | 0 |
| APPEARANCE AFTER BENCH WARRANT ISSUED..... | 90 | 40 | 9 | 0 | 12 | 1 | 0 | 0 | 62 |
| SERVICE MADE/ARRAIGNMENT..... | 95 | 0 | 0 | 0 | 0 | 0 | 0 | 0 | 0 |
| OTHER..... | 100 | 0 | 0 | 0 | 0 | 0 | 0 | 0 | 0 |
| SUBTOTAL (ADD LINES 70 THROUGH 100)..... | 110 | 40 | 11 | 0 | 12 | 1 | 0 | 0 | 64 |
| TOTAL ACTIVE CASELOAD THIS YEAR (ADD LINES 60 AND 110)..... | 120 | 1904 | 569 | 0 | 510 | 75 | 162 | 133 | 3361 |
| JUDICIAL DISPOSITIONS..... | | | | | | | | | |
| GUILTY PLEAS..... | 130 | 142 | 357 | 0 | 67 | 48 | 0 | 0 | 614 |
| TRIALS WITHOUT JURY..... | 140 | 17 | 13 | 0 | 19 | 1 | 3 | 20 | 73 |
| TRIALS BY JURY..... | 150 | 3 | 3 | 0 | 0 | 0 | 1 | 0 | 7 |
| DISMISSALS..... | 160 | 47 | 77 | 0 | 15 | 15 | 27 | 13 | 194 |
| PELIMINARY EXAMS WAIVED..... | 170 | 0 | 11 | 0 | 0 | 0 | 0 | 0 | 11 |
| PELIMINARY EXAMS CONDUCTED..... | 175 | 1 | 35 | 0 | 0 | 0 | 0 | 0 | 36 |
| BENCH WARRANTS..... | 180 | 37 | 5 | 0 | 20 | 0 | 0 | 0 | 62 |
| NO PROGRESS..... | 185 | 0 | 0 | 0 | 0 | 0 | 0 | 0 | 0 |
| OTHER JUDICIAL DISPOSITIONS..... | 190 | 1 | 9 | 0 | 2 | 0 | 54 | 67 | 139 |
| SUBTOTAL (ADD LINES 130 THROUGH 190)..... | 200 | 248 | 510 | 0 | 123 | 64 | 85 | 100 | 1136 |
| OTHER DISPOSITIONS..... | | | | | | | | | |
| MAGISTRATES..... | 210 | 1544 | 0 | 0 | 316 | 0 | 0 | 0 | 1860 |
| TRAFFIC BUREAU..... | 220 | 0 | 0 | 0 | 0 | 0 | 0 | 0 | 0 |
| NON-SERVICE..... | 230 | 0 | 0 | 0 | 0 | 0 | 0 | 0 | 0 |
| SUBTOTAL (ADD LINES 210 THROUGH 230)..... | 240 | 1544 | 0 | 0 | 316 | 0 | 0 | 0 | 1860 |
| TOTAL DISPOSITIONS (ADD LINES 200 AND 240)..... | 250 | 1792 | 510 | 0 | 439 | 64 | 85 | 100 | 2996 |
| PENDING CASES AT THE END OF YEAR..... | | | | | | | | | |
| INACTIVE: BENCH WARRANTS (LINES 10 - 90 + 180)..... | 260 | 12 | 2 | 0 | 12 | 3 | 0 | 0 | 29 |
| INACTIVE: NON-SERVICE (LINES 20 - 95 + 230)..... | 270 | 0 | 0 | 0 | 0 | 0 | 0 | 0 | 0 |
| ACTIVE PENDING (SUBTRACT LINE 250 FROM LINE 120)..... | 280 | 112 | 59 | 0 | 71 | 11 | 77 | 33 | 365 |
| TOTAL CASES PENDING AT END OF YEAR(LINES 260+270+280)..... | 290 | 124 | 61 | 0 | 83 | 14 | 77 | 32 | 394 |
| CIVIL CASES PENDING OVER 1 YEAR..... | 300 | 0 | 0 | 0 | 0 | 0 | 48 | 9 | 60 |

REPORT OF DISTRICT CASELOAD

REGION 5

DISTRICT #98 - Div. 2

ONTONAGON COUNTY

| ***** | | | | | | | | | | |
|---|---------|---------|---------|-----------|-----------|-----------|-----------|-----------|-----------|-----------|
| * C R I M I N A L * C I V I L * T * | | | | | | | | | | |
| ***** | | | | | | | | | | |
| * STATE OFFENSE * STATE * ORDINANCE * * * * T * | | | | | | | | | | |
| ***** | | | | | | | | | | |
| L | ***** | ORD. | ***** | ***** | ***** | SUM- | ***** | ***** | ***** | A |
| I | * NON | * AND | * NON | * * * * * | * * * * * | SMALL | * MARY | * * * * * | * * * * * | L |
| N | * TRAF- | * TRAF- | * PARK- | * TRAF- | * TRAF- | CIVIL | * CLAIMS | * PROC. | * * * * * | S |
| E | * FIC | * FIC | * ING | * FIC | * FIC | * * * * * | * * * * * | * * * * * | * * * * * | * * * * * |
| ***** | | | | | | | | | | |
| PENDING CASES AT THE BEGINNING OF THE YEAR..... | | | | | | | | | | |
| INACTIVE BENCH WARRANTS..... | 10 | 5 | 6 | 0 | 0 | 0 | 0 | 0 | 0 | 11 |
| INACTIVE: NON-SERVICE..... | 20 | 98 | 7 | 0 | 0 | 0 | 0 | 1 | 0 | 106 |
| TOTAL (ADD LINES 10 AND 20)..... | 30 | 103 | 13 | 0 | 0 | 0 | 0 | 1 | 0 | 117 |
| ACTIVE PENDING..... | 40 | 51 | 13 | 0 | 0 | 0 | 44 | 1 | 0 | 109 |
| NEW CASES FILED THIS YEAR..... | 50 | 1155 | 410 | 0 | 0 | 3 | 58 | 120 | 0 | 1746 |
| SUBTOTAL ACTIVE..... | 60 | 1206 | 423 | 0 | 0 | 3 | 102 | 121 | 0 | 1855 |
| RE-OPENED CASES..... | | | | | | | | | | |
| REMANDS FROM HIGHER COURTS..... | 70 | 0 | 1 | 0 | 0 | 0 | 0 | 0 | 0 | 1 |
| PROBATION VIOLATIONS..... | 80 | 1 | 1 | 0 | 0 | 0 | 0 | 0 | 0 | 2 |
| MISTRIALS..... | 85 | 0 | 1 | 0 | 0 | 0 | 0 | 0 | 0 | 1 |
| APPEARANCE AFTER BENCH WARRANT ISSUED..... | 90 | 21 | 10 | 0 | 0 | 0 | 0 | 0 | 0 | 31 |
| SERVICE MADE/ARRAIGNMENT..... | 95 | 101 | 6 | 0 | 0 | 0 | 1 | 10 | 0 | 118 |
| OTHER..... | 100 | 2 | 3 | 0 | 0 | 0 | 0 | 0 | 0 | 5 |
| SUBTOTAL (ADD LINES 70 THROUGH 100)..... | 110 | 125 | 22 | 0 | 0 | 0 | 1 | 10 | 0 | 158 |
| TOTAL ACTIVE CASELOAD THIS YEAR (ADD LINES 60 AND 110)..... | 120 | 1331 | 445 | 0 | 0 | 3 | 103 | 131 | 0 | 2013 |
| JUDICIAL DISPOSITIONS..... | | | | | | | | | | |
| GUILTY PLEAS..... | 130 | 72 | 118 | 0 | 0 | 0 | 0 | 0 | 0 | 190 |
| TRIALS WITHOUT JURY..... | 140 | 9 | 2 | 0 | 0 | 0 | 4 | 110 | 0 | 125 |
| TRIALS BY JURY..... | 150 | 4 | 5 | 0 | 0 | 0 | 2 | 0 | 0 | 11 |
| DISMISSALS..... | 160 | 46 | 54 | 0 | 0 | 0 | 28 | 0 | 0 | 128 |
| PELIMINARY EXAMS WAIVED..... | 170 | 0 | 8 | 0 | 0 | 0 | 0 | 0 | 0 | 8 |
| PELIMINARY EXAMS CONDUCTED..... | 175 | 0 | 4 | 0 | 0 | 0 | 0 | 0 | 0 | 4 |
| BENCH WARRANTS..... | 180 | 21 | 16 | 0 | 0 | 0 | 0 | 0 | 0 | 37 |
| NO PROGRESS..... | 185 | 0 | 0 | 0 | 0 | 0 | 0 | 0 | 0 | 0 |
| OTHER JUDICIAL DISPOSITIONS..... | 190 | 2 | 25 | 0 | 0 | 0 | 43 | 1 | 0 | 71 |
| SUBTOTAL (ADD LINES 130 THROUGH 190)..... | 200 | 154 | 232 | 0 | 0 | 0 | 77 | 111 | 0 | 574 |
| OTHER DISPOSITIONS..... | | | | | | | | | | |
| MAGISTRATES..... | 210 | 1136 | 192 | 0 | 0 | 0 | 0 | 0 | 0 | 1328 |
| TRAFFIC BUREAU..... | 220 | 0 | 0 | 0 | 0 | 0 | 0 | 0 | 0 | 0 |
| NON-SERVICE..... | 230 | 31 | 0 | 0 | 0 | 0 | 1 | 10 | 0 | 42 |
| SUBTOTAL (ADD LINES 210 THROUGH 230)..... | 240 | 1167 | 192 | 0 | 0 | 0 | 1 | 10 | 0 | 1370 |
| TOTAL DISPOSITIONS (ADD LINES 200 AND 240)..... | 250 | 1321 | 424 | 0 | 0 | 0 | 78 | 121 | 0 | 1944 |
| PENDING CASES AT THE END OF YEAR..... | | | | | | | | | | |
| INACTIVE: BENCH WARRANTS (LINES 10 - 90 + 180)..... | 260 | 5 | 12 | 0 | 0 | 0 | 0 | 0 | 0 | 17 |
| INACTIVE: NON-SERVICE (LINES 20 - 95 + 230)..... | 270 | 28 | 1 | 0 | 0 | 0 | 0 | 1 | 0 | 30 |
| ACTIVE PENDING (SUBTRACT LINE 250 FROM LINE 120)..... | 280 | 10 | 21 | 0 | 0 | 3 | 25 | 10 | 0 | 69 |
| TOTAL CASES PENDING AT END OF YEAR(LINES 260+270+280)..... | 290 | 43 | 34 | 0 | 0 | 3 | 25 | 11 | 0 | 116 |
| CIVIL CASES PENDING OVER 1 YEAR..... | 300 | 0 | 0 | 0 | 0 | 0 | 3 | 0 | 0 | 3 |

REPORT OF DISTRICT CASELOAD

REGION 5

DISTRICT #98

COURT SUMMARY

| ***** | | | | | | | | | |
|---|----------------|---------------|---------------|---------------|-----------|------------------|---------------------|-------|-------|
| * CRIMINAL * | | | | | * CIVIL * | | | | * T * |
| ***** | | | | | | | | | |
| * STATE OFFENSE * | * STATE ORD. * | * ORDINANCE * | | | * * * | * * * | * * * | * * * | * * * |
| L | I | N | E | | | | | | |
| * TRAF- FIC * | * TRAF- FIC * | * PARK- ING * | * TRAF- FIC * | * TRAF- FIC * | * CIVIL * | * SMALL CLAIMS * | * SUM- MARY PROC. * | * * * | * * * |
| ***** | | | | | | | | | |
| PENDING CASES AT THE BEGINNING OF THE YEAR..... | | | | | | | | | |
| INACTIVE BENCH WARRANTS..... | 10 | 20 | 12 | 0 | 4 | 4 | 0 | 0 | 40 |
| INACTIVE: NON-SERVICE..... | 20 | 98 | 7 | 0 | 0 | 0 | 1 | 0 | 106 |
| TOTAL (ADD LINES 10 AND 20)..... | 30 | 118 | 19 | 0 | 4 | 4 | 1 | 0 | 146 |
| ACTIVE PENDING..... | 40 | 109 | 46 | 0 | 63 | 14 | 98 | 19 | 350 |
| NEW CASES FILED THIS YEAR..... | 50 | 2961 | 935 | 0 | 435 | 63 | 166 | 235 | 4802 |
| SUBTOTAL ACTIVE..... | 60 | 3070 | 981 | 0 | 498 | 77 | 264 | 254 | 5152 |
| RE-OPENED CASES..... | | | | | | | | | |
| REMANDS FROM HIGHER COURTS..... | 70 | 0 | 3 | 0 | 0 | 0 | 0 | 0 | 3 |
| PROBATION VIOLATIONS..... | 80 | 1 | 1 | 0 | 0 | 0 | 0 | 0 | 2 |
| MISTRIALS..... | 85 | 0 | 1 | 0 | 0 | 0 | 0 | 0 | 1 |
| APPEARANCE AFTER BENCH WARRANT ISSUED..... | 90 | 61 | 19 | 0 | 12 | 1 | 0 | 0 | 93 |
| SERVICE MADE/ARRAIGNMENT..... | 95 | 101 | 6 | 0 | 0 | 0 | 1 | 10 | 118 |
| OTHER..... | 100 | 2 | 3 | 0 | 0 | 0 | 0 | 0 | 5 |
| SUBTOTAL (ADD LINES 70 THROUGH 100)..... | 110 | 165 | 33 | 0 | 12 | 1 | 1 | 10 | 222 |
| TOTAL ACTIVE CASELOAD THIS YEAR (ADD LINES 60 AND 110)..... | 120 | 3235 | 1014 | 0 | 510 | 78 | 265 | 264 | 5374 |
| JUDICIAL DISPOSITIONS..... | | | | | | | | | |
| GUILTY PLEAS..... | 130 | 214 | 475 | 0 | 67 | 48 | 0 | 0 | 804 |
| TRIALS WITHOUT JURY..... | 140 | 26 | 15 | 0 | 19 | 1 | 7 | 130 | 198 |
| TRIALS BY JURY..... | 150 | 7 | 8 | 0 | 0 | 0 | 3 | 0 | 18 |
| DISMISSALS..... | 160 | 93 | 131 | 0 | 15 | 15 | 55 | 13 | 322 |
| PELIMINARY EXAMS WAIVED..... | 170 | 0 | 19 | 0 | 0 | 0 | 0 | 0 | 19 |
| PELIMINARY EXAMS CONDUCTED..... | 175 | 1 | 39 | 0 | 0 | 0 | 0 | 0 | 40 |
| BENCH WARRANTS..... | 180 | 58 | 21 | 0 | 20 | 0 | 0 | 0 | 99 |
| NO PROGRESS..... | 185 | 0 | 0 | 0 | 0 | 0 | 0 | 0 | 0 |
| OTHER JUDICIAL DISPOSITIONS..... | 190 | 3 | 34 | 0 | 2 | 0 | 97 | 68 | 210 |
| SUBTOTAL (ADD LINES 130 THROUGH 190)..... | 200 | 402 | 742 | 0 | 123 | 64 | 162 | 211 | 1710 |
| OTHER DISPOSITIONS..... | | | | | | | | | |
| MAGISTRATES..... | 210 | 2680 | 192 | 0 | 316 | 0 | 0 | 0 | 3188 |
| TRAFFIC BUREAU..... | 220 | 0 | 0 | 0 | 0 | 0 | 0 | 0 | 0 |
| NON-SERVICE..... | 230 | 31 | 0 | 0 | 0 | 0 | 1 | 10 | 42 |
| SUBTOTAL (ADD LINES 210 THROUGH 230)..... | 240 | 2711 | 192 | 0 | 316 | 0 | 1 | 10 | 3230 |
| TOTAL DISPOSITIONS (ADD LINES 200 AND 240)..... | 250 | 3113 | 934 | 0 | 439 | 64 | 163 | 221 | 4940 |
| PENDING CASES AT THE END OF YEAR..... | | | | | | | | | |
| INACTIVE: BENCH WARRANTS (LINES 10 - 90 + 180)..... | 260 | 17 | 14 | 0 | 12 | 3 | 0 | 0 | 46 |
| INACTIVE: NON-SERVICE (LINES 20 - 95 + 230)..... | 270 | 28 | 1 | 0 | 0 | 0 | 0 | 1 | 30 |
| ACTIVE PENDING (SUBTRACT LINE 250 FROM LINE 120)..... | 280 | 122 | 80 | 0 | 71 | 14 | 102 | 43 | 434 |
| TOTAL CASES PENDING AT END OF YEAR(LINES 260+270+280)..... | 290 | 167 | 95 | 0 | 83 | 17 | 102 | 44 | 510 |
| CIVIL CASES PENDING OVER 1 YEAR..... | 300 | 0 | 0 | 0 | 0 | 0 | 51 | 9 | 63 |

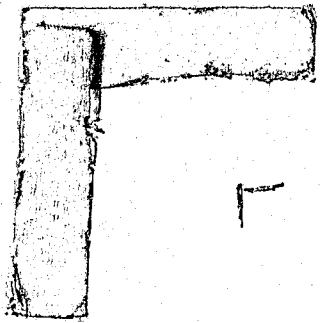
REPORT OF DISTRICT CASELOAD

REGION 5

DISTRICT

REGION SUMMARY

| ***** | | | | | | | | | |
|--|-----|-------|-------|------|---------------|------|------|-----------|--------|
| * C R I M I N A L * | | | | | * C I V I L * | | | * T * | |
| * STATE OFFENSE * STATE * ORDINANCE * | | | | | * * * * * | | | * O * | |
| L ***** ORD. ***** | | | | | * * * * * | | | * A * | |
| I * * * * * NON * AND * * * * * NON * * * * * | | | | | * * * * * | | | * L * | |
| N * TRAF- * TRAF- * PARK- * TRAF- * TRAF- * CIVIL * SMALL * MARY * * * * * | | | | | * * * * * | | | * S * | |
| E * FIC * FIC * ING * FIC * FIC * * * * * | | | | | * * * * * | | | * * * * * | |
| ***** | | | | | | | | | |
| PENDING CASES AT THE BEGINNING OF THE YEAR..... | | | | | | | | | |
| INACTIVE BENCH WARRANTS..... | 10 | 892 | 639 | 26 | 151 | 109 | 3 | 0 | 1820 |
| INACTIVE: NON-SERVICE..... | 20 | 3400 | 1400 | 342 | 559 | 134 | 759 | 544 | 7222 |
| TOTAL (ADD LINES 10 AND 20)..... | 30 | 4292 | 2039 | 368 | 710 | 243 | 762 | 544 | 9042 |
| ACTIVE PENDING..... | 40 | 5464 | 1936 | 67 | 1146 | 223 | 1435 | 551 | 10898 |
| NEW CASES FILED THIS YEAR..... | 50 | 77085 | 20615 | 1422 | 15814 | 2061 | 4991 | 7595 | 130226 |
| SUBTOTAL ACTIVE..... | 60 | 82549 | 22551 | 1489 | 16960 | 2284 | 6426 | 8146 | 141124 |
| RE-OPENED CASES..... | | | | | | | | | |
| REMANDS FROM HIGHER COURTS..... | 70 | 19 | 111 | 0 | 2 | 3 | 15 | 0 | 150 |
| PROBATION VIOLATIONS..... | 80 | 196 | 311 | 1 | 25 | 18 | 0 | 0 | 551 |
| MISTRIALS..... | 85 | 2 | 7 | 0 | 0 | 3 | 1 | 1 | 15 |
| APPEARANCE AFTER BENCH WARRANT ISSUED..... | 90 | 1010 | 659 | 13 | 112 | 84 | 15 | 2 | 1895 |
| SERVICE MADE/ARRAIGNMENT..... | 95 | 2443 | 2052 | 666 | 452 | 202 | 2333 | 2260 | 10659 |
| OTHER..... | 100 | 1024 | 476 | 9 | 122 | 12 | 448 | 300 | 2419 |
| SUBTOTAL (ADD LINES 70 THROUGH 100)..... | 110 | 4694 | 3616 | 689 | 713 | 322 | 2812 | 2563 | 15689 |
| TOTAL ACTIVE CASELOAD THIS YEAR (ADD LINES 60 AND 110)..... | 120 | 87243 | 26167 | 2178 | 17673 | 2606 | 9238 | 10709 | 156813 |
| JUDICIAL DISPOSITIONS..... | | | | | | | | | |
| GUILTY PLEAS..... | 130 | 5415 | 5803 | 65 | 1509 | 720 | 0 | 0 | 13512 |
| TRIALS WITHOUT JURY..... | 140 | 601 | 397 | 1 | 262 | 46 | 365 | 1147 | 2904 |
| TRIALS BY JURY..... | 150 | 132 | 148 | 0 | 25 | 12 | 63 | 0 | 381 |
| DISMISSALS..... | 160 | 2430 | 3199 | 35 | 696 | 248 | 1237 | 1816 | 9799 |
| PELIMINARY EXAMS WAIVED..... | 170 | 30 | 830 | 0 | 0 | 0 | 0 | 0 | 860 |
| PELIMINARY EXAMS CONDUCTED..... | 175 | 13 | 656 | 0 | 0 | 1 | 0 | 0 | 670 |
| BENCH WARRANTS..... | 180 | 1213 | 879 | 6 | 191 | 102 | 17 | 4 | 2412 |
| NO PROGRESS..... | 185 | 0 | 0 | 0 | 0 | 0 | 366 | 266 | 666 |
| OTHER JUDICIAL DISPOSITIONS..... | 190 | 1037 | 1351 | 15 | 206 | 92 | 3275 | 3814 | 10189 |
| SUBTOTAL (ADD LINES 130 THROUGH 190)..... | 200 | 10871 | 13263 | 122 | 2889 | 1221 | 5323 | 7047 | 41393 |
| OTHER DISPOSITIONS..... | | | | | | | | | |
| MAGISTRATES..... | 210 | 53426 | 7674 | 841 | 10390 | 817 | 0 | 0 | 73148 |
| TRAFFIC BUREAU..... | 220 | 12363 | 688 | 185 | 2524 | 61 | 0 | 0 | 15821 |
| NON-SERVICE..... | 230 | 3053 | 2400 | 797 | 555 | 236 | 2730 | 3031 | 13077 |
| SUBTOTAL (ADD LINES 210 THROUGH 230)..... | 240 | 68842 | 10762 | 1823 | 13469 | 1114 | 2730 | 3031 | 102046 |
| TOTAL DISPOSITIONS (ADD LINES 200 AND 240)..... | 250 | 79713 | 24025 | 1945 | 16358 | 2335 | 8053 | 10078 | 143439 |
| PENDING CASES AT THE END OF YEAR..... | | | | | | | | | |
| INACTIVE: BENCH WARRANTS (LINES 10 - 90 + 180)..... | 260 | 1095 | 859 | 19 | 230 | 127 | 5 | 2 | 2337 |
| INACTIVE: NON-SERVICE (LINES 20 - 95 + 230)..... | 270 | 4010 | 1748 | 473 | 662 | 168 | 1156 | 1315 | 9640 |
| ACTIVE PENDING (SUBTRACT LINE 250 FROM LINE 120)..... | 280 | 7530 | 2142 | 233 | 1315 | 271 | 1185 | 631 | 13374 |
| TOTAL CASES PENDING AT END OF YEAR(LINES 260+270+280)..... | 290 | 12635 | 4749 | 725 | 2207 | 566 | 2346 | 1948 | 25351 |
| CIVIL CASES PENDING OVER 1 YEAR..... | 300 | 0 | 0 | 0 | 0 | 0 | 310 | 37 | 359 |



END