


CR-521  
4-21-83

STATE OF NEVADA

**DEPARTMENT OF PAROLE  
AND PROBATION**



**BIENNIAL REPORT**

**July 1, 1980—June 30, 1982**

STATE OF NEVADA  
DEPARTMENT OF ADULT PAROLE AND PROBATION  
BIENNIAL REPORT  
JULY 1, 1980 - JUNE 30, 1982

U.S. Department of Justice  
National Institute of Justice

87457

This document has been reproduced exactly as received from the person or organization originating it. Points of view or opinions stated in this document are those of the authors and do not necessarily represent the official position or policies of the National Institute of Justice.

Permission to reproduce this copyrighted material has been granted by

Nevada Department of  
Parole and Probation

to the National Criminal Justice Reference Service (NCJRS).

Further reproduction outside of the NCJRS system requires permission of the copyright owner.

87457

# TABLE OF CONTENTS

## PAGE

1	SECTION I - INTRODUCTION
2	The History of Nevada Parole and Probation by Wiley F. Peebles
6	Criminal Justice System Serviced by Parole and Probation
10	Special Programs Within Parole and Probation
15	SECTION II - NATURE AND DISTRIBUTION OF CONVICTIONS
17	Graph - Total Sentencings by Crime Category
18	Graph - Crimes Against Property
19	Graph - Crimes Against Person
20	Injuries Resulting
21	Graph - Narcotics Crimes
22	Graph - Sex Crimes
23	Graph - Traffic Crimes
24	Graph - Other Crimes
25	SECTION III - CHARACTERISTICS AND DISTRIBUTION OF PERSONS CONVICTED
26	Drug/Alcohol Involvement
27	Criminal Status at Time of Offense
28	Residence
29	Criminal Histories
30	Probation Sentence by Age
	Prison Sentence by Age
31	Types of Weapons Used
32	SECTION IV - JUDICIAL PROCESSING OF DEFENDANTS
33	Total Sentencing Dispositions by Crime Categories
36	Felonies vs. Gross Misdemeanors
37	Pre-Sentence Investigations by Quarter
38	Total Sentencings by Quarter
39	Pre-Sentence Investigations by County
40	Total Sentencings by County
41	Total Sentencings by Nature of Crime by Counties (1980/1981)
43	Total Sentencings by Nature of Crime by Counties (1981/1982)
45	Total Sentencings by Judicial District
55	Graph - Total Sentencings by District Courts
56	SECTION V - PERSONS UNDER PAROLE AND PROBATION SUPERVISION
57	Caseload
58	Parolees Sent Out-Of-State for Supervision
60	Probationers Sent Out-Of-State for Supervision

# TABLE OF CONTENTS (continued)

## PAGE

62	SECTION VI - DISPOSITION OF WARRANTS ISSUED BY JUDICIAL DISTRICT
63	Warrants Issued by Judicial District
64	Disposition of Warrants Issued by Judicial District
65	SECTION VII - PAROLE BOARD
66	Parole Board Action
68	Characteristics of Persons Paroled

## THE HISTORY OF NEVADA PAROLE AND PROBATION

BY

WILEY F. PEEBLES

### SECTION I

#### INTRODUCTION

The people of the State of Nevada first expressed a recognition that all offenders were not the same and with time some offenders could change, in 1864 when they caused to be written into the Nevada Constitution Article 5, Sub-Section 14, thereby giving "The Governor, Justices of the Supreme Court and Attorney General, or a major part of them, of whom the Governor shall be one", the authority to "remit fines and forfeitures, commute punishments, and grant pardons", subject to such regulations as may be provided by law".

In 1867 the Nevada legislature passed into law an act to regulate and make effectual the power of the Governor, Justices of the Supreme Court, and Attorney General to remit fines and forfeiture, commute punishments, and grant pardons after conviction".

During the period of 1867 to 1909 most offenders released from the Nevada State Prison prior to the expiration of their sentence, were released by way of a commutation of sentence granted by this authority, which in effect amounted to a discharge from their sentence.

In 1909 the legislators passed into law "an act to establish a Board of Parole Commissioners for the parole of, and government of, paroled prisoners". This Board was comprised of the Governor, the Justices of the Supreme Court, and the Attorney General, and the law in effect merely expanded the authority of the existing "Pardons Board". This law also designated the "Governor's private secretary" as the secretary of the Board and required paroled prisoners to report to him "at least once a month, during the time they are on parole". This monthly report was usually made by letter.

In 1929 the law was amended to require service of one year of the sentence to become eligible for parole, made ineligible for parole those who had previously been convicted of a felony and prohibited prisoners on parole from leaving the state without permission from the Board. This law also extended the privilege of parole to those imprisoned in a county jail.

( It is interesting to note that under this statute parolees from a county jail were required to report twice per month and the parolees from the prison were only required to report once per month. Again the reports were usually made by letter.

In 1933 the law was again changed and the Chief Clerk of the Nevada State Prison was made the Secretary of the Parole Board, with all parolees reporting to him.

This statute also made ineligible for parole those prisoners who had been previously convicted more than three times of a felony.

In 1945 the legislature passed "an act to regulate and make effectual the power of the Governor, Justices of the Supreme Court, and Attorney General to remit fines and forfeitures, commute punishments, and grant pardons after convictions; create the State Board of Parole Commissioners, defined its powers and duties; provide for appointment of parole officers, define their powers and duties and make an appropriation therefore".

In effect this act established the true beginning of a Parole Department under the jurisdiction of a State Board of Pardon and Parole Commissioners and the first Nevada Parole Officer was appointed on July 1, 1945, who was subsequently designated as the first Chief Parole Officer, with a staff consisting of one secretary.

In 1949 the second Chief Parole Officer was appointed and the State of Nevada became the 46th state to become a member of the Interstate Parole Compact.

( This was a significant act in that it now allowed Nevada to send parolees to their home state under courtesy supervision by that state whereas in the past parolees were allowed to return to their home state with no supervision which placed Nevada in a position of disfavor by these states.

In 1950 Article 5, Section 14 of the Nevada Constitution was amended to authorize the legislature to pass laws conferring upon the district courts the authority to "suspend the execution of sentences, fix the conditions for, and to grant probation" and in 1951 the legislature passed an act enabling the courts to suspend sentence and grant probation, establishing and designating parole officers as parole and probation officers and giving them the responsibility of preparing reports for the court and providing supervision for those granted probation, under the supervision of the Board of Pardons and Paroles.

To deal with this additional responsibility, one additional officer was added to the Department in 1951, which brought the officer staff of the Department to one Chief Parole and Probation Officer and one assistant Parole and Probation Officer, in 1953 an additional officer was appointed and assigned to Las Vegas and in 1954 an additional officer was appointed and assigned to Reno.

( In 1957 the legislature passed into law an act relieving the State Board of Pardons and Parole responsibilities relating to parole and probation, redesignating them as the Board of Pardons and created a State Board of Parole Commissioners consisting of the Chief Parole Officer as the chairman and four members appointed by the Governor. With the exception of the Chief Parole Officer, this was a lay board that met regularly in the spring and fall of each year for the purpose of considering parole and received \$25.00 for each days attendance at meetings, together with per diem expenses and travel expenses.

In 1959 the law was amended and among other things, increased the membership of the Board to give members appointed by the Governor, the authority to elect one of the members as Chairman and appoint a Chief Parole and Probation Officer, who would also serve as secretary to the Board.

This statute also gave the Board of Parole Commissioners full responsibility in the matter of the operation of the Parole and Probation Department, through the Chief Parole and Probation Officer, and also gave the Chief Parole Officer the authority to divide the state into parole and probation districts.

An additional officer was added in 1959 and assigned to the Las Vegas area, and the state was then divided into three districts. District I was centered in Carson City and supervised and provided services to the portions of the state not served by District II, located in Reno, or District III, located in Las Vegas.

District I was staffed by the Chief Parole and Probation Officer and one assistant Parole and Probation Officer; District II was staffed with one assistant Parole and Probation Officer; District III was staffed with two assistant Parole and Probation Officers.

Parole and Probation matters operated essentially without change during the period of 1959 to 1964, however, in 1964, a decision by the Nevada Supreme Court (Raggio vs. Board of Parole Commissioners) resulted in a whole new prospective of parole in Nevada and many changes in the law concerning parole in subsequent legislatures occurred. This resulted in virtually all offenders who were released from the prison being placed under parole supervision.

Also in 1964 the third Chief Parole and Probation Officer was appointed.

Due to the major revision of the law concerning parole that occurred in 1965, attention was directed toward the matter concerning parole and probation as it had previously existed in Nevada and it was recognized that if these programs were to be effective both from the standpoint of the protection of the community and the rehabilitation of the offender, meaningful supervision was a key factor and the hiring of nine additional parole and probation officers was authorized.

This was a turning point for the Department and initiated a change from a "make do" system of parole and probation to a professional system of parole and probation.

Qualifying standards for the appointment of parole and probation officers on a competitive basis were established. A Chief Parole and Probation Officer, who was a professional with many years experience was appointed. A position of Deputy Chief Parole and Probation Officer was established and filled. A new district was established in the eastern part of the state and headquartered in Elko, additional staff was added to the existing districts, a standard for supervision was established and community resources for the assistance of those under supervision were developed.

Although these accomplishments were not in final form, it was a great step forward and set the pattern for the future development of the department.

In 1967, the fifth Chief Parole and Probation Officer was appointed and in 1968, the sixth Chief Parole and Probation Officer was appointed and in 1969, by an act of legislation, the Division of Narcotics and Dangerous Drugs was created and placed under the supervision of the Chief Parole and Probation Officer, where it remained until 1971, at which time it was transferred to the Department of Law Enforcement Assistance.

In 1971, the seventh Chief Parole and Probation Officer was appointed and the Department of Parole and Probation entered into a decade of growth and development unprecedented in the history of the Department.

During the period of 1970 to 1980, the number of presentence investigations conducted increased from 705 in 1970 to 3,160 in 1980, (450%) and the number of those received under probation supervision increased from 372 in 1970 to 1,999 in 1980 (537%), and those offenders received under parole supervision increased from 143 in 1970 to 701 in 1980 (490%). Probationers received under Interstate Compact increased from 179 in 1970 to 470 in 1980, (262%) and parolees received under Interstate Compact increased from 91 in 1970 to 193 in 1980 (212%).

The number of parole and probation officers in the Department increased from 22 in 1970 to 117 in 1980 (532%).

During the years many changes within the Department occurred. The number of staff in all districts was increased. District boundaries were changed, special units within the larger districts were created, mandatory training for new officers was established, a position of training officer was established together with ongoing training programs for staff. A formal monthly reporting system for both the officers and the districts was established, together with a unit system for regulating case workloads. Positions for two psychologists (one in the north and one in the south) were created to supervise specialized caseloads; community services, including both inpatient and outpatient treatment facilities for those clients in need of such treatment were developed.

In 1973 the legislature created a new position of Executive Secretary to the Parole Board, to be filled by appointment by the Board, thereby relieving the Chief Parole and Probation Officer of the time consuming duties of that position.

Also in 1973, the legislature passed into law an act creating a work release program that would allow selected inmates of the prison, who were within six months of release from the prison, to leave the secure custody of the prison and work at employment in the community, under the supervision of the Department of Parole and Probation.

In 1975, the legislature passed into law an act that allowed the court and the Parole Board to impose as a condition of probation or parole, a special condition requiring the offender to pay restitution to the victim of his offense through the Department of Parole and Probation.

In 1977, the legislature passed into law an act creating a full time, salaried Board of Parole Commissioners, consisting of a Chairman and two members appointed by the Governor. This act also separated the Department of Parole and Probation from the Board of Parole Commissioners by placing the Department of Parole and Probation under the supervision of the Chief Parole and Probation Officer, who is now appointed by the Governor.

In 1978 a new Parole and Probation district was established and headquartered in Fallon.

In 1981, the legislature authorized the establishment of multi-purpose facilities to house felony offender probation cases in need of services that could be provided in this type of facility. The first such facility was established in Las Vegas in late 1981 and received its first residents the spring of 1982. The second such facility is in the planning stage for Reno.

At the present time the Parole Department is comprised of:

#### CENTRAL OFFICE

1100 E. William, Room 206, Carson City, Nevada 885-5040

Chief Parole and Probation Officer and  
Interstate Compact Administrator.....Robert N. Calderone  
Deputy Chief and Deputy Interstate  
Compact Administrator.....Barbara Durbin Payne  
Program and Training Manager.....Tracy D. Fisk  
Special Services Unit.....H.D. Petersen  
Pre-Release Unit.....Charles Crump  
Work Release Unit.....Wiley Peebles  
Interstate Services.....Mike Jenkins  
Accounting.....Nancy Breeden  
Personnel.....Angie Wright  
Records Unit.....Bennie McGuinness  
Statistical Unit.....Janet Maston

DISTRICT I - CARSON CITY, Serving Carson City, Douglas Co., Lyon Co. and Storey Co.  
106 E. Adams Street, Room 206, Carson City, Nevada 885-5045

District Supervisor I.....Susan Rock

#### Minden Sub-Office

1540 4th Street, Room 214, Minden 782-4400

Senior Officer.....Richard Ernst

DISTRICT II - RENO, Serving Washoe County  
700 California Street, Reno, Nevada 784-6441

District Supervisor II.....James Matlack  
Supervision Unit.....Warren Lutzow  
Investigation Unit.....Charles Cline  
Compact, Probation, Restitution Unit.....Patricia Chambers

DISTRICT III - ELKO, Serving Elko County, White Pine County, Eureka County,  
and Lincoln County  
850 Elm Street, Elko, Nevada 748-4008

District Supervisor I.....Al Garamendi

Ely Sub-Office  
P.O. Box 427, Ely, Nevada 289-3333

Senior Officer.....William Rand Schuft

DISTRICT IV - LAS VEGAS, Serving Clark County  
215 E. Bonanza, Las Vegas, Nevada 385-0274

District Supervisor II.....Earl DesArmier  
Investigation Unit.....Karren Smith  
ISU Unit.....Wilson Tyler  
Pre-Release Unit SNCC.....William Kassel  
Supervision Unit.....Charles Gates  
Compact, Restitution Unit.....Yvonne Reed  
Pre-Release Unit SDCC.....Ed Coyle  
VIP Coordinator.....Christina Vitale

Henderson Sub-Office  
117 Atlantic Street, Henderson, Nevada 565-7116

Senior Officer.....Richard Baldwin

DISTRICT V - FALLON, Serving Churchill County, Pershing County, Humboldt County,  
Lander County, Mineral County, Esmeralda County, and Nye County  
977 W. Williams Street, Fallon, Nevada 423-7188

District Supervisor I.....F. Tom Ballman

Winnemucca Sub-Office  
530 Melarkey Street, Sheppard Building, Room 10, Winnemucca, Nevada 623-2555

Senior Officer.....Charles Lizer

Tonopah Sub-Office  
P. O. Box 1031, Tonopah, Nevada 482-9627

Parole and Probation Officer.....Paul Howard

The Department of Parole and Probation is privileged to serve:

The Board of Pardon Commissioners

Governor Robert List, Chairman  
Chief Justice E.M. Gunderson, Member  
Justice Noel Manoukian, Member  
Justice Charles Springer, Member  
Justice John Mowbray, Member  
Justice Thomas Steffen, Member  
Attorney General Richard Bryan, Member

Meeting in regular session in the spring and fall of each year.

The Board of Parole Commissioners

Honorable Bryn Armstrong, Chairman  
Honorable Eolis Burist, Member  
Honorable Sister Riccarda Moseley, Member  
Nykki Kinsley, Executive Secretary

Meets in regular session at the Northern Nevada Correctional Center, Carson City,  
Nevada, the first two weeks of each month; the Nevada Women's Correctional Center  
and the Nevada State Prison in the third week of each month; Southern Nevada  
Correctional Center, Jean, Nevada, and Southern Desert Correctional Center, Indian  
Springs, Nevada, the fourth week of each month.

The First Judicial District Court

Department I: Honorable Michael R. Griffin, District Judge  
Department II: Honorable Michael E. Fondi, District Judge

Sitting in Carson City and Storey County, served by Parole and Probation, District I.

The Second Judicial District Court

Department I: Honorable Grant L. Bowen, District Judge  
Department II: Honorable John W. Barrett, District Judge  
Department III: Honorable John E. Gabrielli, District Judge  
Department IV: Honorable Roy L. Torvinen, District Judge  
Department V: Honorable William N. Forman, District Judge  
Department VI: Honorable James J. Guinan, District Judge  
Department VII: Honorable Peter I. Breen, District Judge  
Department VIII: Honorable James Thompson, District Judge  
Department IX: Honorable Robert Schouweiller, District Judge

Sitting in Washoe County, served by Parole and Probation, District II.

The Third Judicial District Court

Honorable Mario Recanzone, District Judge, sitting in Churchill, Eureka, Lyon and  
Lander Counties, served by Parole and Probation, Districts I, III and V.

The Fourth Judicial District Court

Honorable Joseph O. McDaniel, District Judge, sitting in Elko County, served by  
Parole and Probation, District III.

The Fifth Judicial District Court

Honorable William P. Beko, District Judge, sitting in Mineral, Esmeralda, and  
Nye Counties, served by Parole and Probation, District V.

The Sixth Judicial District Court

Department I: Honorable Llewellyn A. Young, District Judge  
Department II: Honorable Richard J. Legarza, District Judge

Sitting in Humboldt and Pershing Counties, served by Parole and Probation, District V.

The Seventh Judicial District Court

Honorable Merlyn Hoyt, District Judge, sitting in White Pine and Lincoln Counties, served by Parole and Probation, District III.

The Eighth Judicial District Court

Department I: Honorable J. Charles Thompson, District Judge  
Department II: Honorable James Brennan, District Judge  
Department III: Honorable Joseph Pavlikowski, District Judge  
Department IV: Honorable Thomas J. O'Donnell, District Judge  
Department V: Honorable John F. Mendoza, District Judge  
Department VI: Honorable Howard W. Babcock, District Judge  
Department VII: Honorable Carl S. Christensen, District Judge  
Department VIII: Honorable Michael J. Wendell, District Judge  
Department IX: Honorable Stephen Huffaker, District Judge  
Department X: Honorable Paul S. Goldman, District Judge  
Department XI: Honorable Addelmar D. Guy, District Judge  
Department XII: Honorable Robert G. Legakes, District Judge

Sitting In Clark County, served by Parole and Probation, District IV.

The Ninth Judicial District Court

Department I: Honorable Howard D. McKibben, District Judge  
Department II: Honorable Norman Robison, District Judge

Sitting in Douglas County, served by Parole and Probation, District I.

SPECIAL PROGRAMS WITHIN PAROLE AND PROBATION

Volunteers In Probation (V.I.P.) Program

Nevada Adult Parole and Probation has long recognized the benefits of Volunteers and Student Interns and we initially operated with the assistance of an L.E.A.A. grant from 1975-1977. The grant was not renewed and the VIP program existed on the "volunteer efforts" of Probation and Parole Officers until 1981 when the legislature authorized a VIP Coordinator position, presently located in the Las Vegas office, with statewide responsibilities. Each district office has one local coordinator, who also carries a full caseload. During these times of dwindling resources and increased offender caseloads, VIPs enable the agency to continue with and supplement existing community supervision services, and other department functions.

The VIPs perform a myriad of services under the supervision of a VIP Coordinator or officer. Individual district needs determine duties, i.e., clerical assistants, employment developers and counselors, trained and certified preliminary hearing officers, trained and certified transportation officers, restitution technicians (tracking and record keeping of restitution accounts), pre-sentence investigators (victim-witness interviews), drug and alcohol abuse counselors, domestic crisis counselors, foreign language translators, dependant client advocates, professional consultants, (i.e., bankers, insurance brokers), tutors, court runners, and duty officers. Many VIP duties are precisely those of officers with one exception: they are not peace officers and for the most part they are not involved in law enforcement functions. Our VIPs come from every strata of the community: students, housewives, professionals, retired individuals, handicapped, service organizations, and law enforcement. Their abilities and time allow staff to supplement and enhance community supervision goals and aims.

Since October, 1981, approximately 115 active VIPs statewide have been recruited. Since January, 1982, 11,768 volunteer hours have been logged. The National Council on Crime and Delinquency appropriates the figure of \$4.65 per volunteer hour, thus savings to the state and department equals \$54,721.00. Approximately 50 client cases are supervised by volunteers. These clients are afforded more intensive supervision and supportive services. The benefits to the offender, community, and our department, certainly validate this program.

The department sponsors a pre-parole class entitled "The Street Readiness Program", currently in operation at the Northern Nevada and Southern Nevada Correctional facilities (See Street Readiness Program). This is a three week program staffed entirely by volunteer representatives from numerous city, county, state and federal agencies, private organizations and concerned citizens. They share their expertise and knowledge with familiar life skills topic areas. This program has operated for nearly two years at no cost, through volunteer efforts. The benefits are many in terms of preparing offenders for their upcoming adjustment to "free-living" and educating them as to services and support systems available in communities.

The department is proud of its corps of volunteers who give so unselfishly for the benefit of our community.



#### Nevada Street Readiness Program

The Nevada Street Readiness Program, first instituted in March, 1981, at the Northern Correctional Center is under direction of the Department of Parole and Probation in cooperation with the Nevada Department of Prisons. The program's basic format consists of a classroom setting for those inmates about to be released back to the community on parole, and those committed for 120-day evaluation who are returning to the court for sentencing. These inmates become students three hours a day for a period of three weeks just prior to their release. They are instructed in the basic expectations of a parole and probation agreement, plus a variety of human relations and social skills, employment, citizenship and financial responsibility skills during this period of intensive instruction. The combined effort of some 30 to 40 community volunteers are aimed at motivating the inmate to "make it on the street" rather than return to prison on a new conviction or a parole and probation violation.

Thus far, the Street Readiness Program has graduated close to 400 inmates, since March, 1981. An initial study of the recidivism rate of these graduates appear to show only a 10 to 15% recidivist rate of Street Readiness graduates as compared to the normal 30 to 40% recidivist rate of a normal parolee without the benefit of Street Readiness instruction. The agency is making a concerted effort to validate this preliminary study based on a first year group comparison to a control group now being selected.

During April, 1982, the program was expanded to the Women's Prison. It is held once every two months for 2 weeks, in the evenings for the women prisoners.

August, 1982, marks the expansion of the program to the Southern Nevada Correctional Center at Jean, Nevada where 29 inmates are expected to graduate September 23, 1982.

The agency has a long range plan to expand the Street Readiness Program to its district field offices where it will be adapted for use among new probationers in an effort to "keep them on the street" and avoid revocation or commitments to prison. The feasibility of using Street Readiness concepts among new probationers has already been partially tested as several dozen 120-day cases have completed the Street Readiness Program while at Northern Nevada Correctional Center. Early indications are that they have been positively impacted by the program as probationers. We are in hopes of obtaining financing for several video tape recorders and TV monitors to equip our ten field offices in an adequate manner so as to start this program about March, 1983, in our field offices.

#### Intensive Supervision Program

In the Las Vegas and Reno offices, an Intensive Supervision Unit exists. It is designed to service those in the client population designated either as career criminals, serious drug abusers/users or in sales, or those who have specialized dependent needs. Caseloads for officers in these units are reduced and expectations of supervision are increased. It is felt that through a more intensive involvement in the supervision of these cases that the needs of the community will be best met. This is done through counseling, surveillance and referral.

#### Talbert House Program

The 1981 Legislature authorized the establishment of two multi-purpose facilities, one to be located in the north and one in the southern part of the state. The agency was given the option to contract out for the provision of these facilities or to operate the facilities itself. The department chose to contract out choosing long-term expertise of an Ohio based corporation. Talbert House completed site selection and leased a facility in November, 1981. Renovation was accomplished and first residents were received in the program in March, 1982 in Las Vegas, Nevada.

The facilities are designed for those offenders who have not served prior prison terms, but who have been convicted of felony offenses in Nevada district courts. The facilities are co-educational.

Staffing is 24-hours a day and onsite individual and group counseling as well as referral and information services are available through the program. The period is short-term with an ideal goal of from 60 to 120 days residence. Those in the program are expected to pay room and board to offset the costs of the program.

The program is operative in the Las Vegas area at the present, but has not yet been expanded to the Reno area.

The department views the availability of a residential facility for those requiring structure and the assistance offered through the programming efforts of staff as a viable alternative to incarceration and a resource necessary for the Nevada Criminal Justice System.

#### Job Developer Program

In 1976, pursuant to a federal grant a full-time job developer position was created in District IV, Las Vegas. Operating under the philosophy that employment is the key to success and that unemployed offenders are prone to create more problems within the community, it was that officer's full-time job to canvas community employers and in effect create a "job bank" from which supervising officers could draw to assist clients with employment. The program experienced success, but at the expiration of the two year federal grant, the position was not refunded by the state, thus the formal program was dissolved. Employment assistance reverted to individual officer resources and the cooperation of ESD.

This situation continued statewide until early 1981 when in District II, Reno, during the realignment of senior officer assignments, the responsibility for acting as a job resource person was given to a particular staff member who had extensive area knowledge and many contacts throughout the community. At that juncture, the operation was still informal but began to pay dividends. In August, 1981, the responsibility of that senior officer became more formalized and records of his project were kept. A pre-record survey of the percentage of clients unemployed in that district at that time was made and it was found to be approximately 17%. Since September 1, 1981, the percentage of unemployed clients has been reduced, at one point in mid-1982 as low as 10%.



The formalized position includes screening, referral and tracking of clients involved in the job referral program. Continued public relations are maintained in the employer community. Efforts to provide a resource for bonding have been successful, and a volunteer has been recruited to assist in the job development process, as the assigned officer continues to additionally carry an active caseload.

The department views the establishment of job developer positions in the large urban areas especially, as a high priority. In this depressed economic setting, offenders face grave difficulties in the employment arena. It is through a concentrated effort on the part of dedicated professionals that jobs in the work sector are generated for this agency's clientele.

#### Community Service

Community service as a condition of probation: The 1981 Legislature authorized the inclusion of community service as a condition of probation pursuant to SB 13. This provides that a probationer be ordered to complete a period of supervised community service work. During the legislative sessions, the Voluntary Action Center of Reno was extremely interested in the provisions of this proposed legislation. Initial contact was made with VAC by the department at that time and as the bill progressed and was finally enacted as law, the communications between the agency and VAC continued. Organizational efforts and problem solving resulted finally in a contract between VAC and this agency to provide the placement and supervision of probationers in community service endeavors. This contract was finally executed by all parties in June, 1982, therefore, it was not until the summer of 1982 that a formalized process to recommend and monitor community service as a condition of probation was actually instituted pursuant to SB 13.

In September 1982, the Las Vegas office was asked to make contact with the Voluntary Action Center there in an effort to implement the same kind of cooperative agreement in that locale. Efforts are now underway in that district to discuss community service work as a condition of probation with the courts, District Attorney's Office, defense attorneys, department staff as well as VAC.

The rural communities have also been asked to embark on a formal organized approach to utilizing the options provided by SB 13. In some jurisdictions in the rural areas, community service has been an ongoing order of the court even prior to SB 13.

The agency is in the process of gathering statistics regarding the full utilization of this option. Department recommendations for community service work, number of recommendations being followed and ordered by the court, placements being made and number of hours being contributed will all be part of information available during the next biennium.

The agency is enthusiastic about having available this additional option when making recommendations to the court and in providing some return to the community by the offender in repayment for the offenses committed.

#### District Warrant Units

The department has had a Special Service Unit on the Central Office level for sometime. However, in April, 1981, it became apparent that additional fugitive tracking was warranted in the urban districts of Reno and Las Vegas. The department made the assumption that absconder fugitives had remained in Nevada communities undetected, largely supporting themselves through continued criminal activity. Based on this assumption, special warrant officer caseloads were initiated in Reno and Las Vegas, the purpose of which was to research fugitive files and select those which it appeared reasonable to believe were still in Nevada and to make extensive attempts to locate these violators.

Since the caseloads were initiated in 1981, a total of 139 absconders have been apprehended through the warrant officer fugitive recovery units, 97 in Las Vegas and 42 in Reno. Based on these statistics, the extension of fugitive search activities to districts has proven to be of great value in protecting the community through fugitive apprehension.

#### Restitution

The repayment of restitution by offenders to the victims of crime has been a vital component of rehabilitation programming within the agency for many years. Special emphasis over the last three years has been given to the collection of restitution as evidenced by the establishment in Las Vegas and Reno of special units designed in part to give special attention to the collection of restitution. Through these special caseloads and the efforts made by staff on behalf of victims, the Department has improved its collection rate by 25% to 30% respectively in those two districts. There are a total of 1102 single victim accounts and 386 multiple victim accounts statewide.

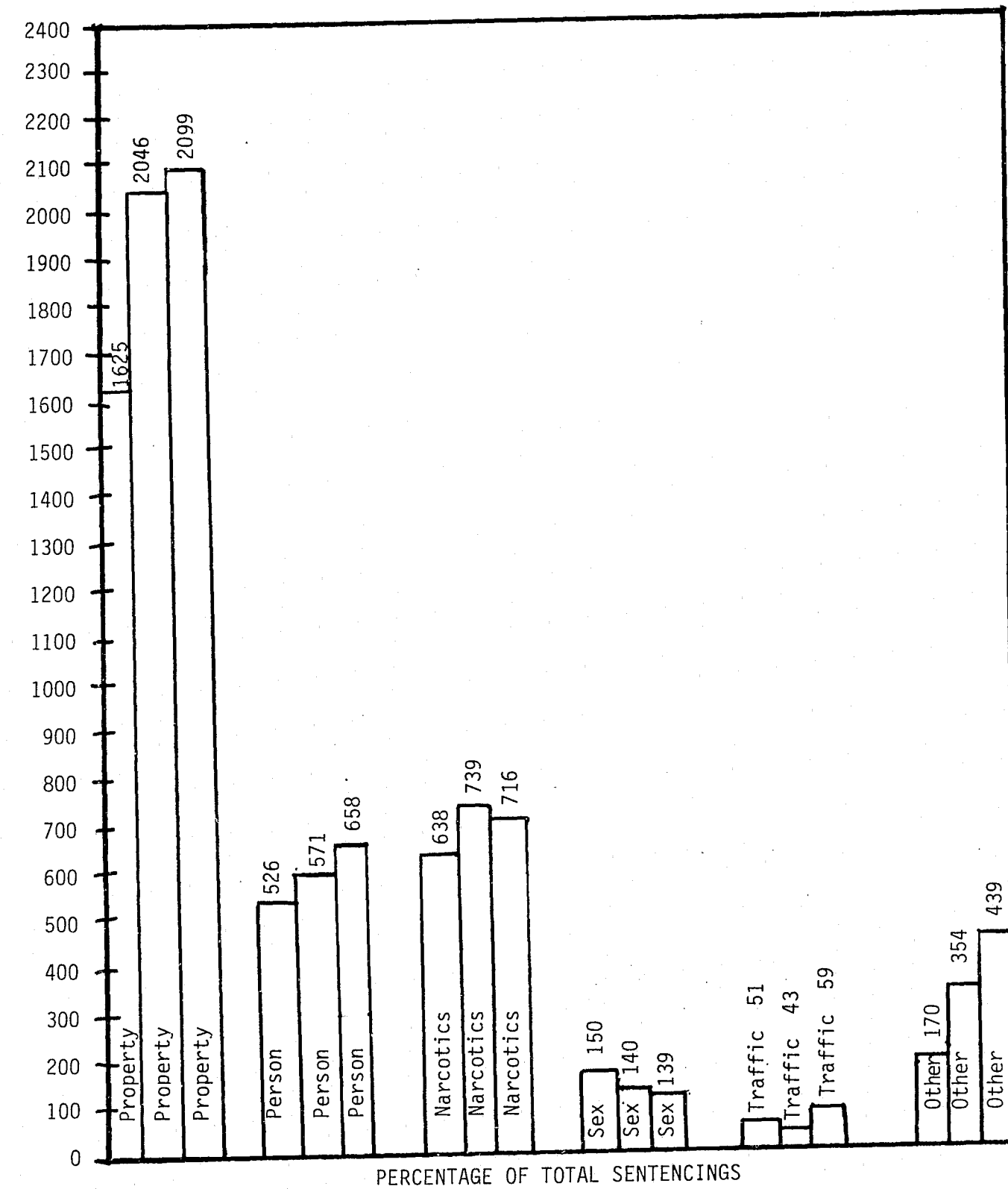
For fiscal year 1980/81 restitution collected statewide totalled \$395,312.53. For fiscal year 1981/82 the total collected statewide was \$499,617.15. The agency feels that providing services to victims through the collection of restitution is a crucial function of the department.

SECTION II  
NATURE AND DISTRIBUTION  
OF  
CONVICTIONS

For the purposes of this report, the following categorization of crimes has been used.

<u>Person</u>	<u>Property</u>	<u>Sex</u>
Murder	Vehicle Theft	Forcible Rape
Vol. Manslaughter	Larceny from Person	Sexual Assault
Invol. Manslaughter	Burglary	Sex Other
Robbery	Extortion	
Battery	Arson	<u>Traffic</u>
Kidnap	Grand Larceny	
Assault	Forgery	DUI
Child Abuse	Fraud	Leaving the Scene
False Imprisonment	Embezzlement	
Child Neglect/Non-Sup.	Non-Sufficient Funds	<u>Narcotics</u>
Use of Deadly Weapon	Credit Card Offense	
	Utter Forged Instru.	Possession
	Vandalism	Sales
	Use of Cheating Device	Other
	Gambling/Cheating	
	Obtain Money/False Pre.	
	Poss. Stolen Property	
<u>Other</u>		
Coercion		
Swindling		
Escape		
Conspiracy		
Poss. Burglary Tools		
Carry Concealed Weapon		
Ex-Felon w/Firearm		
Habitual Criminal		
Miscellaneous		

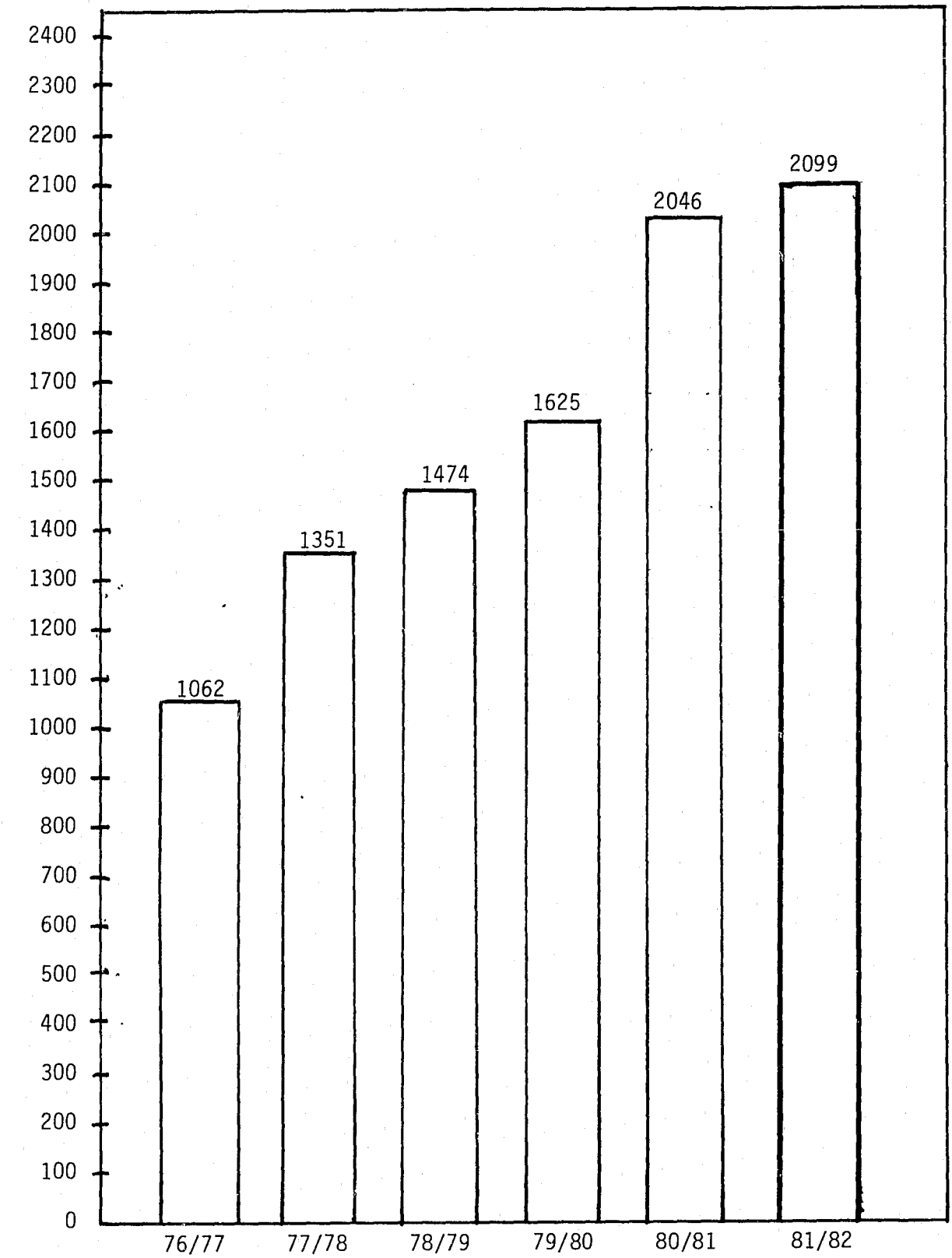
TOTAL SENTENCINGS BY CRIME CATEGORY



1979/80	51%	17%	20%	5%	2%	5%
1980/81	53%	15%	18%	4%	1%	9%
1981/82	52%	16%	17%	3%	1%	11%

TOTAL SENTENCINGS BY CRIME CATEGORY

CRIMES AGAINST PROPERTY

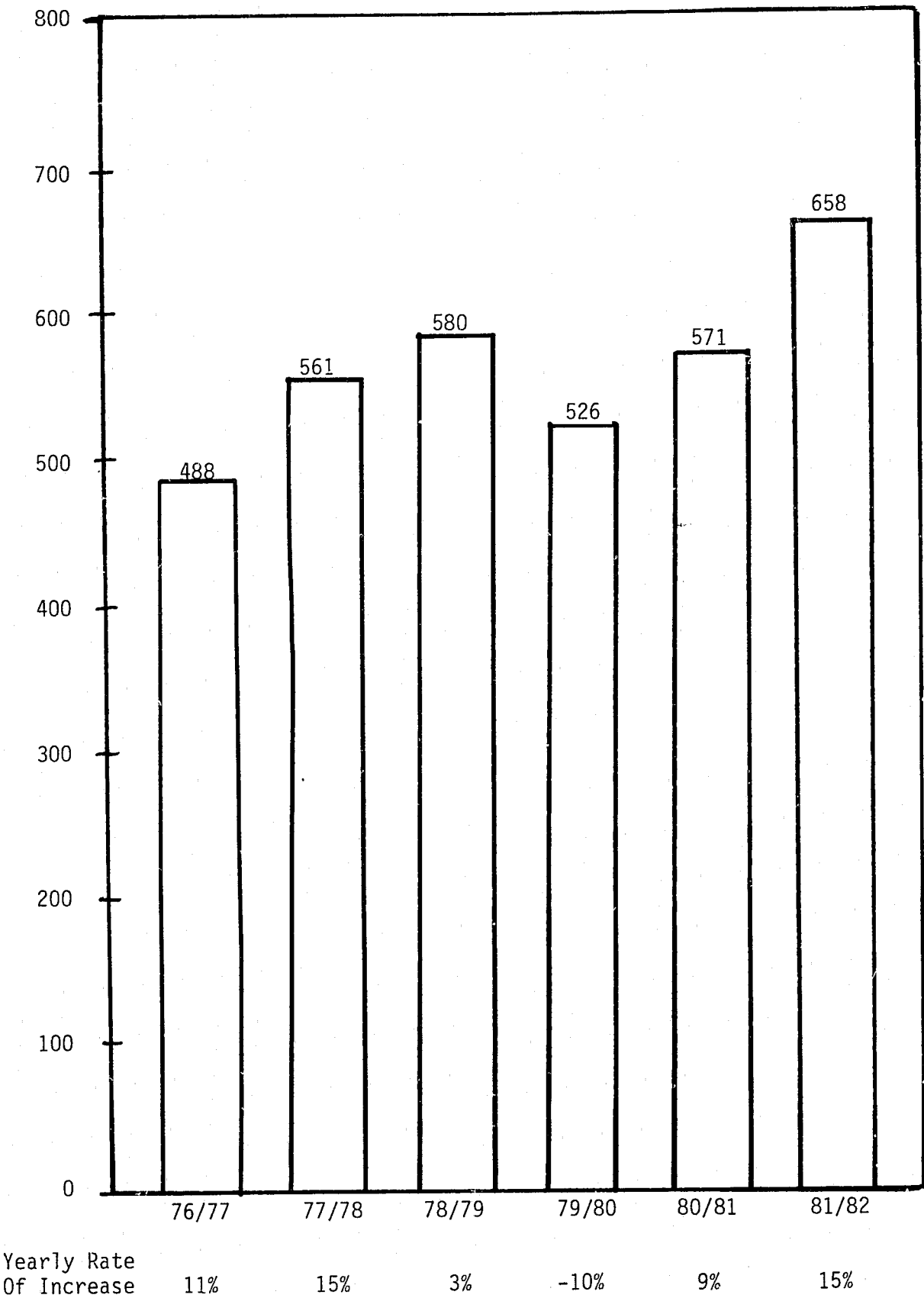


Yearly Rate  
Of Increase

21%	27%	9%	10%	26%	3%
-----	-----	----	-----	-----	----

TOTAL SENTENCINGS BY CRIME CATEGORY

CRIMES AGAINST PERSON



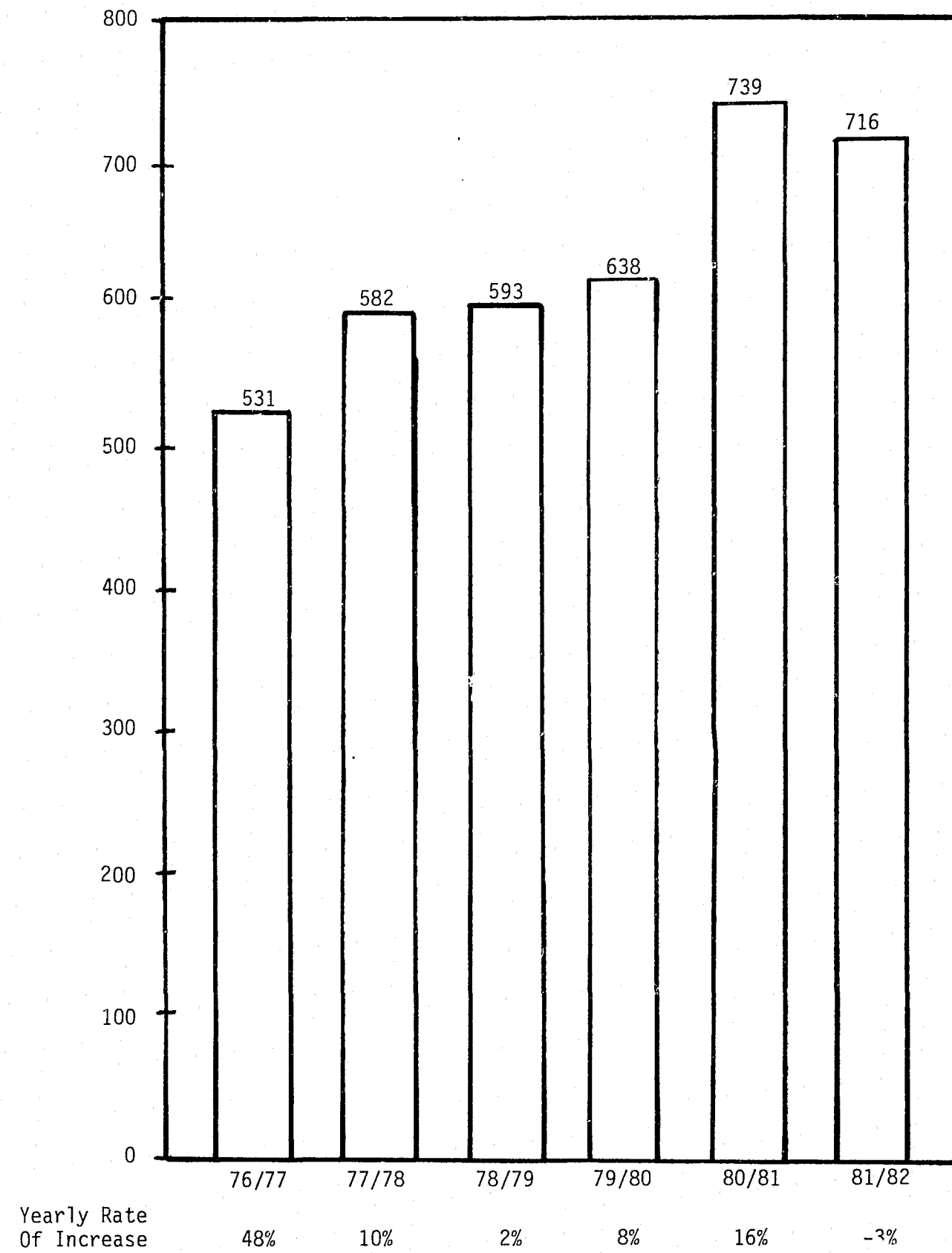
INJURIES RESULTING

	1980/81	1981/82
NONE	3321	2516
INJURY WITH NO MEDICAL TREATMENT	86	95
INJURY WITH MEDICAL TREATMENT	127	155
INJURY WITH HOSPITALIZATION	100	90
PERMANENT DISABILITY	23	25
DEATH	116	108
* UNKNOWN	120	1121
TOTAL	3893	4110

\* Represents those cases in which a Presentence Report was not done.

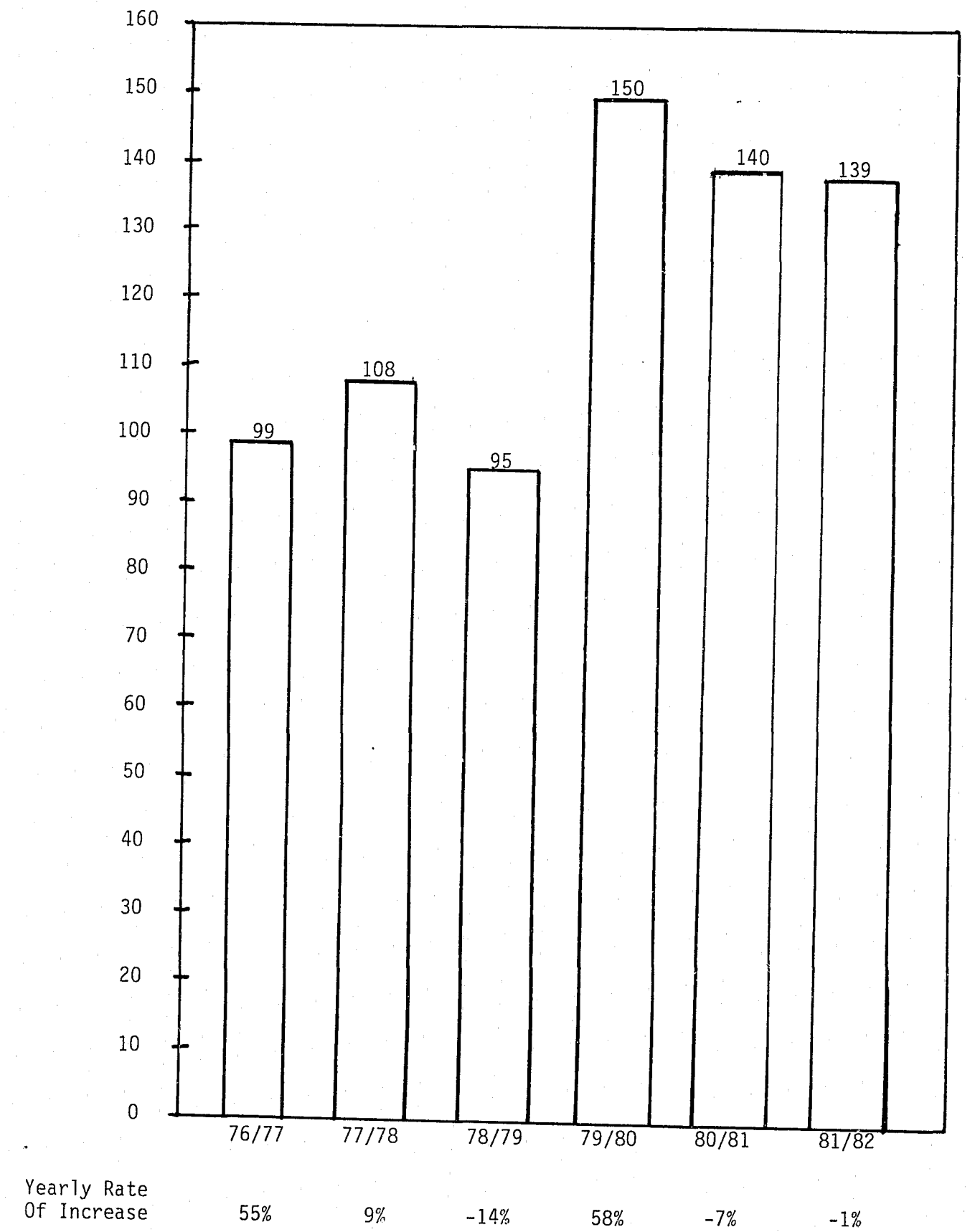
# TOTAL SENTENCINGS BY CRIME CATEGORY

## NARCOTICS CRIMES



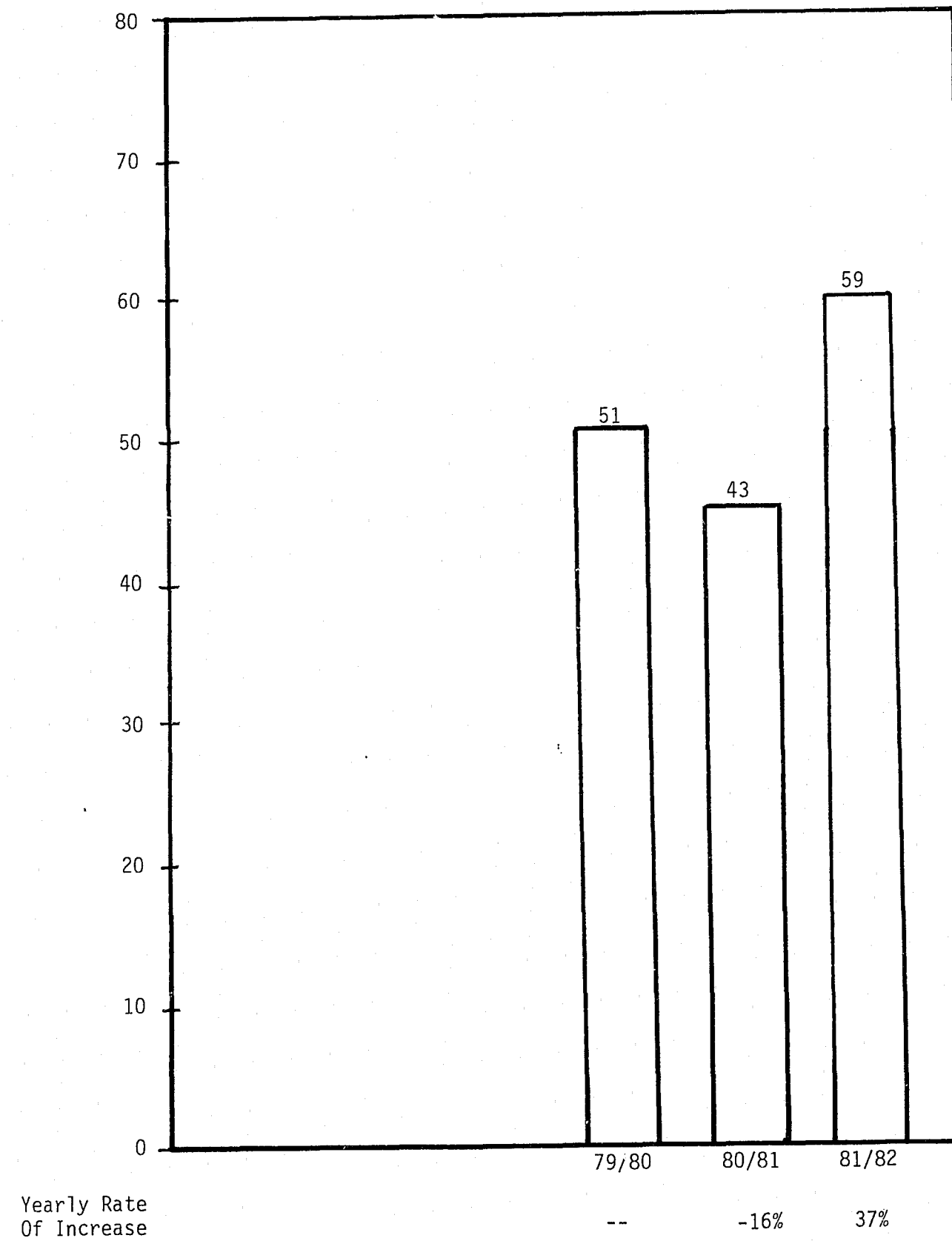
# TOTAL SENTENCINGS BY CRIME CATEGORY

## SEX CRIMES



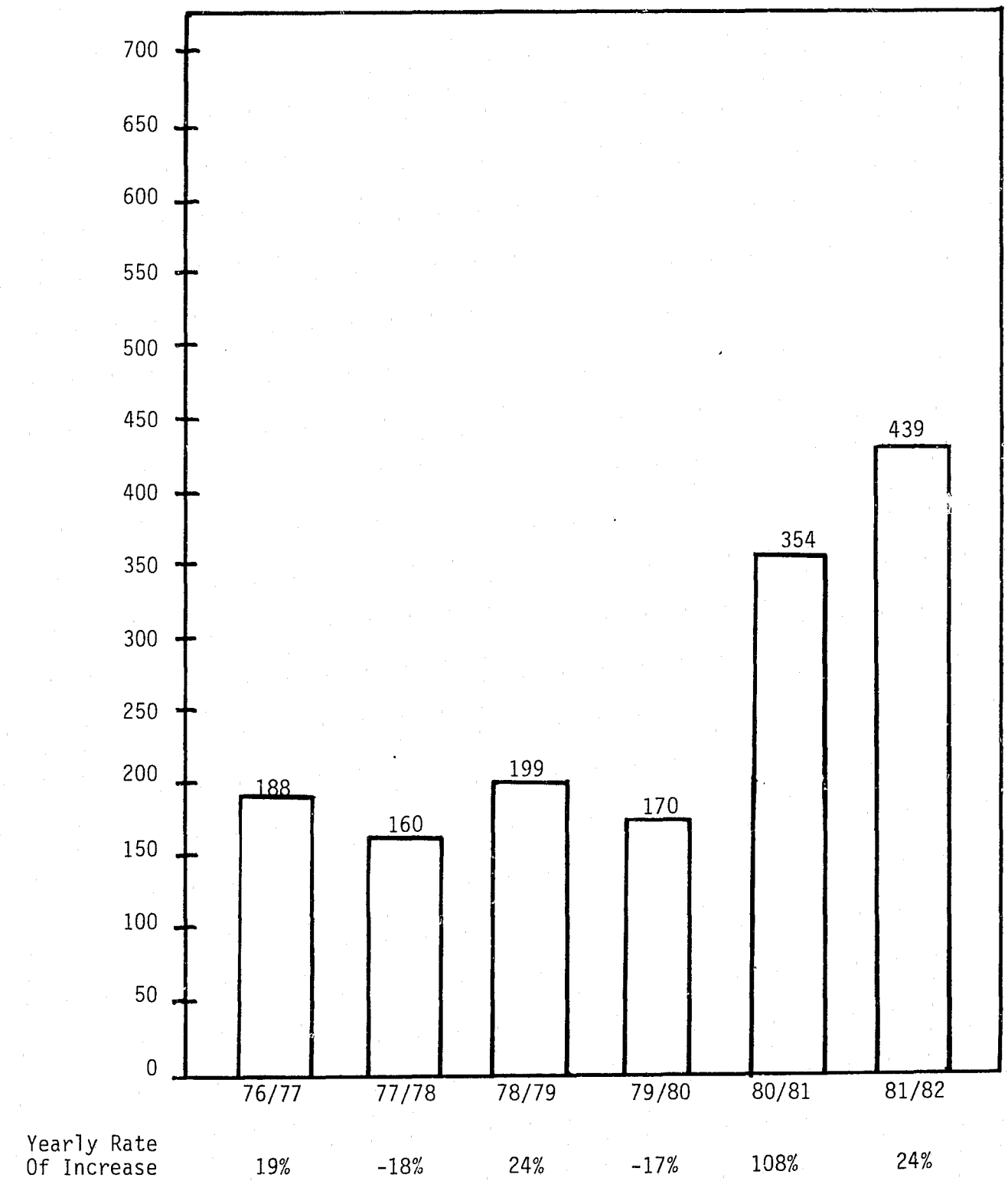
# TOTAL SENTENCINGS BY CRIME CATEGORY

## TRAFFIC CRIMES



# TOTAL SENTENCINGS BY CRIME CATEGORY

## OTHER CRIMES





SECTION III

CHARACTERISTICS AND  
DISTRIBUTION OF PERSONS  
CONVICTED

DRUG/ALCOHOL INVOLVEMENT

FISCAL YEAR 1980/81

	CLARK	WASHOE	CARSON	DOUGLAS	ELKO	OTHER	TOTAL
NONE	912	599	80	32	36	87	1746
DRUG ABUSER	282	55	10	4	9	13	373
ADDICT	24	10	1	1	0	0	36
OFFENSE WAS DRUG RELATED	203	119	18	14	3	21	378
ADDICT/OFFENSE WAS DRUG RELATED	33	22	4	1	1	5	66
DRUG ABUSER/OFFENSE WAS DRUG RELATED	186	45	5	9	6	33	284
ALCOHOL ABUSER	89	109	7	5	12	16	238
OFFENSE WAS ALCOHOL RELATED	72	105	5	9	12	32	235
ALCOHOL ABUSER/OFFENSE WAS ALCOHOL RELATED	62	83	10	3	10	35	203
ALCOHOL AND DRUGS INVOLVED	84	107	8	8	0	15	222
* UNKNOWN	53	50	1	4	0	4	112
TOTAL	2000	1304	149	90	89	261	3893

FISCAL YEAR 1981/82

	CLARK	WASHOE	CARSON	DOUGLAS	ELKO	OTHER	TOTAL
NONE	654	425	47	14	14	64	1218
DRUG ABUSER	298	48	4	3	4	17	374
ADDICT	33	9	0	0	0	2	44
OFFENSE WAS DRUG RELATED	170	88	12	7	3	15	295
ADDICT/OFFENSE WAS DRUG RELATED	18	12	2	1	0	0	33
DRUG ABUSER/OFFENSE WAS DRUG RELATED	141	50	5	5	5	22	228
ALCOHOL ABUSER	84	81	4	5	10	15	199
OFFENSE WAS ALCOHOL RELATED	52	72	3	1	2	17	147
ALCOHOL ABUSER/OFFENSE WAS ALCOHOL RELATED	58	70	16	3	3	34	184
ALCOHOL AND DRUGS INVOLVED	119	101	5	19	2	23	269
* UNKNOWN	461	515	31	10	54	48	1119
TOTAL	2088	1471	129	68	97	257	4110

\* Represents those cases in which a Presentence Report was not done.

## CRIMINAL STATUS AT TIME OF OFFENSE

	1980/81	1981/82
NONE	3036	2250
NEVADA PROBATION	154	169
NEVADA PAROLE	76	77
OUT OF STATE PROBATION	134	120
OUT OF STATE PAROLE	80	66
NEVADA FUGITIVE	53	24
OTHER FUGITIVE	120	126
JUVENILE PAROLE OR PROBATION	44	69
FEDERAL PAROLE OR PROBATION	17	20
INMATE	67	70
* UNKNOWN	112	1119
TOTAL	3893	4110

\* Represents those cases in which a Presentence Report was not done.

## RESIDENCE

	1980/81	1981/82
NEVADA	2643	2163
CALIFORNIA	557	397
OREGON	35	19
IDAHO	21	16
ARIZONA	36	28
UTAH	21	16
WASHINGTON	41	23
OTHER US	336	196
NON US	17	8
TRANSIENT	75	130
* UNKNOWN	111	1114
TOTAL	3893	4110

\* Represents those cases in which a Presentence Report was not done.

CRIMINAL HISTORIES

NUMBER OF PRIOR ARRESTS	PERSONS WHO RECEIVED PROBATION	PERSONS WHO RECEIVED PRISON
<u>1980/81</u>		
None	750	101
1 - 3	855	196
4 - 6	334	156
7 - 10	183	161
11 - 15	105	133
16 - 20	52	79
21 - 25	23	38
26 - 30	14	23
31 - 35	8	16
Over 35	18	34
* Unknown	2	9
Total	2344	946

<u>1981/82</u>		
None	535	98
1 - 3	596	278
4 - 6	242	200
7 - 10	157	188
11 - 15	60	163
16 - 20	27	77
21 - 25	19	43
26 - 30	10	28
31 - 35	9	21
Over 35	13	48
* Unknown	515	57
Total	2183	1201

\* Represents those cases in which a Presentence Report was not done.

PROBATION SENTENCE BY AGE

AGE AT SENTENCING	<u>1980/81</u>	<u>1981/82</u>
17 - 21	734	497
22 - 26	667	484
27 - 31	378	305
32 - 36	218	140
37 - 41	158	104
42 - 46	68	55
47 - 51	50	32
52 - 56	36	25
57 - 61	22	16
Over 61	10	13
* Unknown	3	512
Total	2344	2183

PRISON SENTENCE BY AGE

AGE AT SENTENCING	<u>1980/81</u>	<u>1981/82</u>
17 - 21	214	269
22 - 26	258	352
27 - 31	182	197
32 - 36	111	144
37 - 41	58	87
42 - 46	28	41
47 - 51	23	23
52 - 56	17	12
57 - 61	15	11
Over 61	11	8
* Unknown	29	57
Total	946	1201

\* Represents those cases in which a Presentence Report was not done.

# TYPES OF WEAPONS USED

	1980/81	1981/82
NONE	3076	2213
SIMULATED	23	12
HANDS/FEET	94	140
OTHER OBJECT	85	62
DANGEROUS OBJECT	6	2
VEHICLE	86	70
KNIFE	132	152
HANDGUN	216	277
RIFLE/SHOTGUN	60	59
OTHER	3	4
* UNKNOWN	112	1119
TOTAL	3893	4110

\* Represents those cases in which a Presentence Report was not done.

## SECTION IV

### JUDICIAL PROCESSING OF DEFENDANTS

TOTAL SENTENCING DISPOSITIONS BY CRIME CATEGORIES

	1977/78		78/79		79/80		80/81		81/82	
<u>PROPERTY CRIMES</u>										
Probation	815	60%	919	62%	1068	66%	1366	67%	1191	57%
Deferred	0	0%	0	0%	0	0%	1	0%	1	0%
Prison	298	22%	360	24%	334	20%	412	20%	557	27%
Jail	145	11%	125	9%	141	9%	158	8%	146	7%
Fine	40	3%	45	3%	44	3%	66	3%	125	6%
Time Served	0	0%	0	0%	0	0%	41	2%	70	3%
Other	53	4%	25	2%	38	2%	2	0%	9	0%
Total	1351	100%	1474	100%	1625	100%	2046	100%	2099	100%
<u>PERSON CRIMES</u>										
Probation	240	43%	249	43%	193	37%	219	38%	214	33%
Deferred	0	0%	0	0%	0	0%	0	0%	0	0%
Prison	257	46%	292	50%	283	54%	296	52%	371	56%
Jail	40	7%	26	5%	29	5%	27	5%	30	5%
Fine	5	1%	8	1%	8	2%	14	2%	23	3%
Time Served	0	0%	0	0%	0	0%	11	2%	17	3%
Other	19	3%	5	1%	13	2%	4	1%	3	0%
Total	561	100%	580	100%	526	100%	571	100%	658	100%

TOTAL SENTENCINGS BY CRIME CATEGORIES

	1977/78		78/79		79/80		80/81		81/82	
<u>NARCOTIC CRIMES</u>										
Probation	446	77%	401	68%	399	62%	471	64%	534	75%
Deferred	0	0%	93	16%	131	21%	119	16%	14	2%
Prison	100	17%	72	12%	66	10%	93	13%	96	13%
Jail	11	2%	13	2%	23	4%	20	3%	18	3%
Fine	9	1%	12	2%	18	3%	27	3%	43	6%
Time Served	0	0%	0	0%	0	0%	7	1%	9	1%
Other	16	3%	2	0%	1	0%	2	0%	2	0%
Total	582	100%	593	100%	638	100%	739	100%	716	100%
<u>SEX CRIMES</u>										
Probation	48	44%	43	45%	69	46%	73	53%	55	40%
Deferred	0	0%	0	0%	0	0%	0	0%	0	0%
Prison	53	49%	41	43%	68	45%	51	36%	71	50%
Jail	4	4%	9	10%	8	5%	13	9%	5	4%
Fine	0	0%	0	0%	1	1%	1	1%	5	4%
Time Served	0	0%	0	0%	0	0%	2	1%	3	2%
Other	3	3%	2	2%	4	3%	0	0%	0	0%
Total	108	100%	95	100%	150	100%	140	100%	139	100%

TOTAL SENTENCINGS BY CRIME CATEGORIES

	1977/78		78/79		79/80		80/81		81/82	
<u>TRAFFIC OFFENSES</u>										
Probation	0	0%	0	0%	40	78%	32	75%	22	37%
Deferred	0	0%	0	0%	0	0%	0	0%	0	0%
Prison	0	0%	0	0%	8	16%	10	23%	30	51%
Jail	0	0%	0	0%	1	2%	0	0%	3	5%
Fine	0	0%	0	0%	1	2%	1	2%	1	2%
Time Served	0	0%	0	0%	0	0%	0	0%	0	0%
Other	0	0%	0	0%	1	2%	0	0%	3	5%
Total	0	0%	0	0%	51	100%	43	100%	59	100%
<u>OTHER CRIMES</u>										
Probation	90	56%	110	54%	99	58%	183	52%	167	38%
Deferred	0	0%	0	0%	0	0%	0	0%	0	0%
Prison	28	18%	50	25%	37	22%	84	24%	76	17%
Jail	23	14%	21	11%	18	11%	40	11%	45	10%
Fine	6	4%	13	7%	11	6%	35	10%	110	26%
Time Served	0	0%	0	0%	0	0%	11	3%	41	9%
Other	13	8%	5	3%	5	3%	1	0%	0	0%
Total	160	100%	199	100%	170	100%	354	100%	439	100%
<u>TOTAL ALL CRIME CATEGORIES</u>										
	2762		2941		3160		3893		4110	

FELONIES vs. GROSS MISDEMEANORS

<u>1980/1981</u>		
Felonies		2258
Gross Misdemeanors		1475
<u>1981/1982</u>		
Felonies		2555
Gross Misdemeanors		1466



	<u>PRE-SENTENCE INVESTIGATIONS BY QUARTER</u>					
	1976/77	77/78	78/79	79/80	80/81	81/82
First Quarter	561	603	739	714	967	688
Second Quarter	529	700	700	833	850	708
Third Quarter	628	764	788	748	942	753
Fourth Quarter	650	695	715	865	1022	842
Totals	2368	2762	2942	3160	3781	2991

	<u>TOTAL SENTENCINGS BY QUARTER</u>					
	1976/77	77/78	78/79	79/80	80/81	81/82
First Quarter	561	603	739	714	972	950
Second Quarter	529	700	700	833	850	985
Third Quarter	628	764	788	748	947	1051
Fourth Quarter	650	695	715	865	1124	1124
Totals	2368	2762	2942	3160	3893	4110
Yearly Rate Of Increase	26%	17%	7%	7%	23%	6%
Six Year Increase	119%					

PRE-SENTENCE INVESTIGATIONS BY COUNTY

<u>Counties</u>	1976/77	77/78	78/79	79/80	80/81	81/82
Carson	77	93	107	87	148	98
Churchill	17	18	38	35	56	40
Clark	1289	1630	1606	1633	1947	1627
Douglas	69	98	122	108	86	58
Elko	67	75	76	72	89	43
Esmeralda	2	2	6	0	8	2
Eureka	1	1	1	1	1	1
Humboldt	29	46	45	42	43	39
Lander	10	9	9	10	18	12
Lincoln	10	10	5	7	5	6
Lyon	18	24	15	18	27	21
Mineral	15	13	13	17	14	18
Nye	15	17	21	18	28	33
Pershing	28	16	21	16	33	15
Storey	0	2	0	1	3	5
Washoe	711	701	844	1075	1254	956
White Pine	10	7	12	20	21	17
Total	2368	2762	2941	3160	3781	2991

TOTAL SENTENCINGS BY COUNTY

<u>Counties</u>	1976/77	77/78	78/79	79/80	80/81	81/82
Carson	77	93	107	87	149	129
Churchill	17	18	38	35	57	49
Clark	1289	1630	1606	1633	2000	2088
Douglas	69	98	122	108	90	68
Elko	67	75	76	72	89	97
Esmeralda	2	2	6	0	8	2
Eureka	1	1	1	1	2	1
Humboldt	29	46	45	42	43	59
Lander	10	9	9	10	19	14
Lincoln	10	10	5	7	5	6
Lyon	18	24	15	18	28	24
Mineral	15	13	13	17	14	18
Nye	15	17	21	18	28	34
Pershing	28	16	21	16	33	27
Storey	0	2	0	1	3	6
Washoe	711	701	844	1075	1304	1471
White Pine	10	7	12	20	21	17
Total	2368	2762	2941	3160	3893	4110

TOTAL SENTENCINGS BY NATURE OF CRIME BY COUNTIES

1980/1981

Person	Carson	Clark	Douglas	Elko	Washoe	Other	Total
Murder	3	44	1	1	15	2	66
Vol. Manslaughter	1	11	0	1	1	2	16
Invol. Manslaughter	1	22	1	1	6	2	33
Robbery	2	176	0	3	55	8	244
Battery	11	44	0	6	52	15	128
Kidnap	1	5	0	0	5	5	16
Assault	0	22	0	2	24	1	49
Child Abuse	1	5	0	0	4	0	10
False Imprisonment	1	0	0	0	2	0	3
Child Neglect/Non-Sup.	0	0	0	2	3	0	5
Use of Deadly Weapon	0	1	0	0	0	0	1
Total Person	21	330	2	16	167	35	571
<u>Property</u>							
Vehicle Theft	3	66	4	5	35	15	128
Larceny from Person	5	50	1	0	23	1	80
Burglary	9	327	9	10	140	27	522
Extortion	1	2	0	0	1	0	4
Arson	0	16	0	0	7	1	24
Grand Larceny	17	209	10	8	139	33	416
Forgery	2	56	1	10	34	3	106
Fraud	7	16	2	1	17	0	43
Embezzlement	9	62	4	1	75	3	154
Non-Sufficient Funds	3	13	0	3	33	5	57
Credit Card Offense	1	47	2	4	44	3	101
Utter Forged Instru.	2	0	1	0	26	1	30
Vandalism	1	5	0	1	8	1	16
Use of Cheating Device	0	3	1	0	1	0	5
Gambling/Cheating	2	37	2	0	11	0	52
Obtain Money/False Pre.	1	17	1	0	19	1	39
Poss. Stolen Property	8	112	9	6	117	17	269
Total Property	71	1038	47	49	730	111	2046

TOTAL SENTENCINGS BY NATURE OF CRIME BY COUNTIES

1980/1981 (Continued)

Sex	Carson	Clark	Douglas	Elko	Washoe	Other	Total
Forcible Rape	1	10	0	0	9	1	21
Sexual Assault	0	8	0	0	5	0	13
Sex Other	4	39	3	2	49	9	106
Total Sex	5	57	3	2	63	10	140
<u>Traffic</u>							
DUI	1	9	0	2	10	2	24
Leaving the Scene	0	7	0	1	9	2	19
Total Traffic	1	16	0	3	19	4	43
<u>Narcotics</u>							
Possession	18	274	26	10	168	43	539
Sales	1	117	5	2	40	6	171
Other	2	12	0	0	14	1	29
Total Narcotics	21	403	31	12	222	50	739
<u>Other</u>							
Coercion	2	16	0	0	0	1	19
Swindling	0	19	2	0	13	0	34
Escape	17	12	0	1	8	10	48
Conspiracy	0	33	0	0	0	7	40
Poss. Burglary Tools	0	4	2	0	0	2	8
Carry Concealed Weapon	2	11	1	2	46	6	68
Ex-Felon w/Firearm	1	6	0	0	5	0	12
Habitual Criminal	1	0	0	0	0	0	1
Miscellaneous	7	55	2	4	31	25	124
Total Other	30	156	7	7	103	51	354
Grand Totals	149	2000	90	89	1304	261	3893

## TOTAL SENTENCINGS BY NATURE OF CRIME BY COUNTIES

1981/1982

Person	Carson	Clark	Douglas	Elko	Washoe	Other	Total
Murder	4	38	0	1	17	7	67
Vol. Manslaughter	0	12	0	1	3	2	18
Invol. Manslaughter	1	14	0	2	6	9	32
Robbery	3	150	2	3	44	6	208
Battery	5	57	0	2	41	10	115
Kidnap	1	6	0	0	6	4	17
Assault	0	19	0	4	9	2	34
Child Abuse	0	3	0	0	5	1	9
False Imprisonment	0	1	0	1	0	2	4
Child Neglect/Non-Sup.	0	1	0	1	3	0	5
Use of Deadly Weapon	3	92	1	0	36	17	149
Total Person	17	393	3	15	170	60	658
<u>Property</u>							
Vehicle Theft	5	38	0	9	45	7	104
Larceny from Person	1	56	0	1	44	0	102
Burglary	8	362	6	15	130	14	535
Extortion	0	3	0	0	1	3	7
Arson	2	12	0	0	5	2	21
Grand Larceny	7	197	11	4	152	17	388
Forgery	2	67	0	5	24	3	101
Fraud	1	34	4	2	23	2	66
Embezzlement	0	62	1	4	79	4	150
Non-Sufficient Funds	5	9	0	3	32	7	56
Credit Card Offense	1	41	3	4	38	3	90
Utter Forged Instru.	1	0	2	0	28	4	35
Vandalism	2	12	0	1	18	5	38
Use of Cheating Device	1	1	4	0	9	3	18
Gambling/Cheating	1	35	4	0	20	0	60
Obtain Money/False Pre.	1	24	0	3	30	1	59
Poss. Stolen Property	6	88	7	7	141	20	269
Total Property	44	1041	42	58	819	95	2099

## TOTAL SENTENCINGS BY NATURE OF CRIME BY COUNTIES

1981/1982 (Continued)

Sex	Carson	Clark	Douglas	Elko	Washoe	Other	Total
Forcible Rape	0	2	0	0	5	0	7
Sexual Assault	1	30	2	0	17	1	51
Sex Other	1	31	0	2	41	6	81
Total Sex	2	63	2	2	63	7	139
<u>Traffic</u>							
DUI	2	12	3	0	21	6	44
Leaving the Scene	0	5	0	0	10	0	15
Total Traffic	2	17	3	0	31	6	59
<u>Narcotics</u>							
Possession	20	243	13	13	183	55	527
Sales	1	108	0	2	43	1	155
Other	3	9	1	1	20	0	34
Total Narcotics	24	360	14	16	246	56	716
<u>Other</u>							
Coercion	0	18	0	0	1	1	20
Swindling	0	8	1	0	16	0	25
Escape	25	20	1	0	16	1	63
Conspiracy	0	18	0	0	0	3	21
Poss. Burglary Tools	3	5	0	0	2	1	11
Carry Concealed Weapon	1	41	0	4	67	5	118
Ex-Felon w/Firearm	1	7	1	1	4	0	14
Habitual Criminal	0	0	0	0	1	0	1
Miscellaneous	10	97	1	1	35	22	166
Total Other	40	214	4	6	142	33	439
Grand Totals	129	2088	68	97	1471	257	4110

TOTAL SENTENCINGS BY  
JUDICIAL DISTRICT

	1976/77	77/78	78/79	79/80	80/81	81/82
<u>FIRST JUDICIAL DIST.</u>						
Department #1						
Probation	46	19	53	43	41	30
Deferred	0	0	0	0	2	1
Prison	35	18	24	7	38	32
Jail	11	3	9	3	6	4
Fine	2	1	1	1	2	0
Time Served	0	0	0	0	1	3
Other	1	1	3	1	0	0
Total	95	42	90	55	90	70
Department #2						
Probation	0	40	57	25	31	26
Deferred	0	0	0	0	2	2
Prison	0	11	19	11	24	32
Jail	0	1	6	0	5	2
Fine	0	0	1	0	0	0
Time Served	0	1	0	0	1	2
Other	0	3	3	2	0	1
Total	0	56	86	38	63	65
FIRST JUDICIAL DISTRICT TOTALS	95	98	176	93	153	135
<u>SECOND JUDICIAL DIST.</u>						
Department #1						
Probation	31	65	86	69	131	126
Deferred	0	0	0	0	2	2
Prison	7	23	46	25	45	50
Jail	8	15	11	11	16	12
Fine	0	2	9	2	5	11
Time Served	0	0	3	0	10	5
Other	0	1	3	4	1	0
Total	46	106	158	111	210	206

TOTAL SENTENCINGS BY  
JUDICIAL DISTRICT

	1976/77	77/78	78/79	79/80	80/81	81/82
<u>SECOND JUDICIAL DIST.</u>						
Department #2						
Probation	68	44	80	43	136	43
Deferred	0	0	0	0	7	1
Prison	19	27	16	17	35	17
Jail	9	8	5	4	8	6
Fine	1	1	1	3	1	1
Time Served	1	1	0	3	3	4
Other	2	3	4	3	0	0
Total	100	84	106	73	190	72
Department #3						
Probation	81	85	83	172	100	203
Deferred	0	0	0	0	8	1
Prison	33	20	24	59	34	61
Jail	7	11	10	12	10	23
Fine	2	0	3	6	14	21
Time Served	0	1	1	1	4	18
Other	3	3	5	7	1	2
Total	126	120	126	257	171	329
Department #4						
Probation	60	69	35	100	141	128
Deferred	0	0	0	0	11	2
Prison	30	28	15	33	39	63
Jail	14	8	7	11	10	16
Fine	0	1	4	5	2	7
Time Served	0	0	1	2	7	9
Other	2	2	4	3	0	0
Total	106	108	66	154	210	225
Department #5						
Probation	105	54	96	148	110	150
Deferred	0	0	0	0	3	0
Prison	35	23	48	53	55	59
Jail	10	6	13	10	11	10
Fine	3	2	7	12	6	11
Time Served	4	0	3	5	4	12
Other	4	0	5	5	0	1
Total	161	85	172	233	189	243

TOTAL SENTENCINGS BY  
JUDICIAL DISTRICT

	1976/77	77/78	78/79	79/80	80/81	81/82
<u>SECOND JUDICIAL DIST.</u>						
Department #6						
Probation	76	46	83	104	115	141
Deferred	0	0	0	0	8	0
Prison	23	15	36	33	42	27
Jail	5	8	8	7	4	6
Fine	7	1	4	5	8	9
Time Served	1	2	3	3	1	9
Other	4	2	2	3	1	0
Total	116	74	136	155	179	192
Department #7						
Probation	32	75	69	76	99	134
Deferred	0	0	0	0	14	0
Prison	17	31	35	27	27	43
Jail	7	12	7	6	6	8
Fine	0	0	3	4	4	6
Time Served	0	1	3	5	5	10
Other	0	5	4	3	0	0
Total	56	124	121	121	155	201
Department #8						
Probation	0	0	0	0	0	1
Deferred	0	0	0	0	0	0
Prison	0	0	0	0	0	1
Jail	0	0	0	0	0	0
Fine	0	0	0	0	0	0
Time Served	0	0	0	0	0	0
Other	0	0	0	0	0	0
Total	0	0	0	0	0	2

TOTAL SENTENCINGS BY  
JUDICIAL DISTRICT

	1976/77	77/78	78/79	79/80	80/81	81/82
<u>SECOND JUDICIAL DIST.</u>						
Department #9						
Probation	0	0	0	0	0	0
Deferred	0	0	0	0	0	0
Prison	0	0	0	0	0	1
Jail	0	0	0	0	0	0
Fine	0	0	0	0	0	0
Time Served	0	0	0	0	0	0
Other	0	0	0	0	0	0
Total	0	0	0	0	0	1
<u>SECOND JUDICIAL DISTRICT TOTALS</u>						
	711	701	885	1104	1304	1471
<u>THIRD JUDICIAL DIST.</u>						
Probation	18	19	39	39	47	46
Deferred	0	0	0	0	5	0
Prison	7	5	4	2	12	15
Jail	2	2	6	4	12	8
Fine	0	0	1	0	1	8
Time Served	0	0	0	0	1	2
Other	1	2	2	0	0	1
Total	28	28	52	45	78	80
<u>FOURTH JUDICIAL DIST.</u>						
Probation	36	39	44	43	50	47
Deferred	0	0	0	0	1	0
Prison	21	24	20	19	16	15
Jail	2	8	11	10	12	23
Fine	2	1	2	0	8	12
Time Served	5	3	1	0	2	0
Other	1	1	2	3	0	0
Total	67	76	80	75	89	97



TOTAL SENTENCINGS BY  
JUDICIAL DISTRICT

	1976/77	77/78	78/79	79/80	80/81	81/82
<u>FIFTH JUDICIAL DIST.</u>						
Probation	18	23	21	19	29	26
Deferred	0	0	0	0	0	0
Prison	9	5	12	11	11	16
Jail	3	2	3	3	6	11
Fine	0	1	0	1	2	0
Time Served	1	0	0	1	1	0
Other	1	1	0	1	0	1
Total	32	32	36	36	49	54

SIXTH JUDICIAL DIST.

Department #1

Probation	39	40	39	37	40	37
Deferred	0	0	0	0	0	0
Prison	8	7	11	11	20	17
Jail	3	9	10	7	11	3
Fine	0	1	6	2	5	4
Time Served	1	2	0	0	1	0
Other	4	3	0	3	0	0
Total	55	62	66	60	77	61

Department #2

Probation	0	0	0	0	0	9
Deferred	0	0	0	0	0	0
Prison	0	0	0	0	0	12
Jail	0	0	0	0	0	0
Fine	0	0	0	0	0	2
Time Served	0	0	0	0	0	0
Other	0	0	0	0	0	1
Total	0	0	0	0	0	24

SIXTH JUDICIAL DISTRICT  
TOTALS

55	62	66	60	77	85
----	----	----	----	----	----

TOTAL SENTENCINGS BY  
JUDICIAL DISTRICT

	1976/77	77/78	78/79	79/80	80/81	81/82
<u>SEVENTH JUDICIAL DIST.</u>						
Probation	13	6	9	17	19	13
Deferred	0	0	0	0	0	0
Prison	4	4	5	7	2	8
Jail	3	5	4	4	3	3
Fine	0	0	0	0	1	0
Time Served	0	1	0	2	0	0
Other	0	1	0	0	0	0
Total	20	17	18	30	25	24

EIGHTH JUDICIAL DIST.

Department #1

Probation	112	195	70	124	85	46
Deferred	0	0	0	0	4	1
Prison	50	109	50	62	49	50
Jail	14	41	14	20	3	3
Fine	4	16	2	10	3	12
Time Served	1	6	4	4	0	2
Other	6	10	1	7	0	0
Total	187	377	141	227	144	114

Department #2

Probation	65	16	80	83	116	104
Deferred	0	0	0	0	9	2
Prison	30	10	59	54	57	85
Jail	9	1	13	5	17	15
Fine	1	2	1	1	6	20
Time Served	2	0	2	0	3	7
Other	5	0	5	4	0	1
Total	112	29	160	147	208	234

Department #3

Probation	75	27	98	87	141	119
Deferred	0	0	0	0	12	0
Prison	28	9	43	32	30	80
Jail	6	0	15	6	13	14
Fine	1	3	8	17	16	25
Time Served	1	2	4	3	5	11
Other	7	2	6	6	0	1
Total	118	43	174	151	217	250

TOTAL SENTENCINGS BY  
JUDICIAL DISTRICT

	1976/77	77/78	78/79	79/80	80/81	81/82
<u>EIGHTH JUDICIAL DIST.</u>						
Department #4						
Probation	66	34	121	138	185	162
Deferred	0	0	0	0	3	0
Prison	14	7	33	45	61	56
Jail	11	5	12	18	17	11
Fine	0	2	6	6	6	21
Time Served	3	0	1	3	4	1
Other	0	0	5	8	0	0
Total	94	48	178	218	276	251
Department #5						
Probation	0	56	72	5	4	42
Deferred	0	0	0	0	0	0
Prison	5	41	33	5	0	36
Jail	0	7	5	0	0	2
Fine	0	1	2	0	0	5
Time Served	0	0	1	0	0	0
Other	0	4	2	0	0	0
Total	5	109	115	10	4	85
Department #6						
Probation	85	24	91	66	133	31
Deferred	0	0	0	0	5	0
Prison	31	12	51	23	51	39
Jail	4	3	8	12	14	8
Fine	0	4	1	0	9	4
Time Served	1	1	2	1	5	2
Other	0	1	0	3	0	1
Total	121	45	153	105	217	85
Department #7						
Probation	108	177	99	120	110	98
Deferred	0	0	0	0	4	0
Prison	52	111	53	56	62	68
Jail	19	24	12	20	14	7
Fine	5	5	4	1	15	41
Time Served	2	3	1	1	5	14
Other	3	4	6	4	0	0
Total	189	324	175	202	210	228

TOTAL SENTENCINGS BY  
JUDICIAL DISTRICT

	1976/77	77/78	78/79	79/80	80/81	81/82
<u>EIGHTH JUDICIAL DIST.</u>						
Department #8						
Probation	122	208	115	121	181	93
Deferred	0	0	0	0	13	1
Prison	57	78	68	51	71	60
Jail	11	27	16	17	9	10
Fine	1	3	7	5	12	11
Time Served	4	2	2	3	0	2
Other	1	8	3	4	1	2
Total	196	326	211	201	287	179
Department #9						
Probation	3	3	112	46	59	56
Deferred	0	0	0	0	6	0
Prison	2	0	30	22	34	32
Jail	0	0	4	9	4	8
Fine	0	0	1	1	1	10
Time Served	0	0	1	0	1	1
Other	0	0	2	1	1	0
Total	5	3	150	79	106	107
Department #10						
Probation	177	179	92	92	23	86
Deferred	0	0	0	0	1	0
Prison	74	104	30	41	22	69
Jail	7	11	9	9	1	3
Fine	0	14	3	3	5	38
Time Served	4	4	2	0	1	21
Other	0	14	1	1	1	1
Total	262	326	137	146	54	218
Department #11						
Probation	0	0	0	50	142	76
Deferred	0	0	0	0	0	2
Prison	0	0	2	29	77	76
Jail	0	0	0	11	11	12
Fine	0	0	0	0	11	9
Time Served	0	0	0	0	1	1
Other	0	0	0	1	1	2
Total	0	0	2	91	243	178

TOTAL SENTENCINGS BY  
JUDICIAL DISTRICT

	1976/77	77/78	78/79	79/80	80/81	81/82
<u>EIGHTH JUDICIAL DIST.</u>						
Department #12						
Probation	0	0	35	52	13	75
Deferred	0	0	0	0	0	0
Prison	0	0	23	38	17	55
Jail	0	0	3	6	2	5
Fine	0	0	0	1	0	18
Time Served	0	0	0	0	1	4
Other	0	0	0	4	1	2
Total	0	0	61	101	34	159

EIGHTH JUDICIAL DISTRICT TOTALS	1289	1630	1657	1678	2000	2088
------------------------------------	------	------	------	------	------	------

NINTH JUDICIAL DIST.

Department #1						
Probation	54	77	36	80	59	28
Deferred	0	0	0	0	0	0
Prison	12	14	25	23	15	25
Jail	1	6	12	20	33	13
Fine	1	0	1	0	1	1
Time Served	1	0	0	1	5	0
Other	0	1	0	1	1	0
Total	69	98	74	125	114	67

Department #2						
Probation	0	0	0	0	4	7
Deferred	0	0	0	0	0	0
Prison	0	0	0	0	0	1
Jail	0	0	0	0	0	1
Fine	0	0	0	0	0	0
Time Served	0	0	0	0	0	0
Other	0	0	0	0	0	0
Total	0	0	0	0	4	9

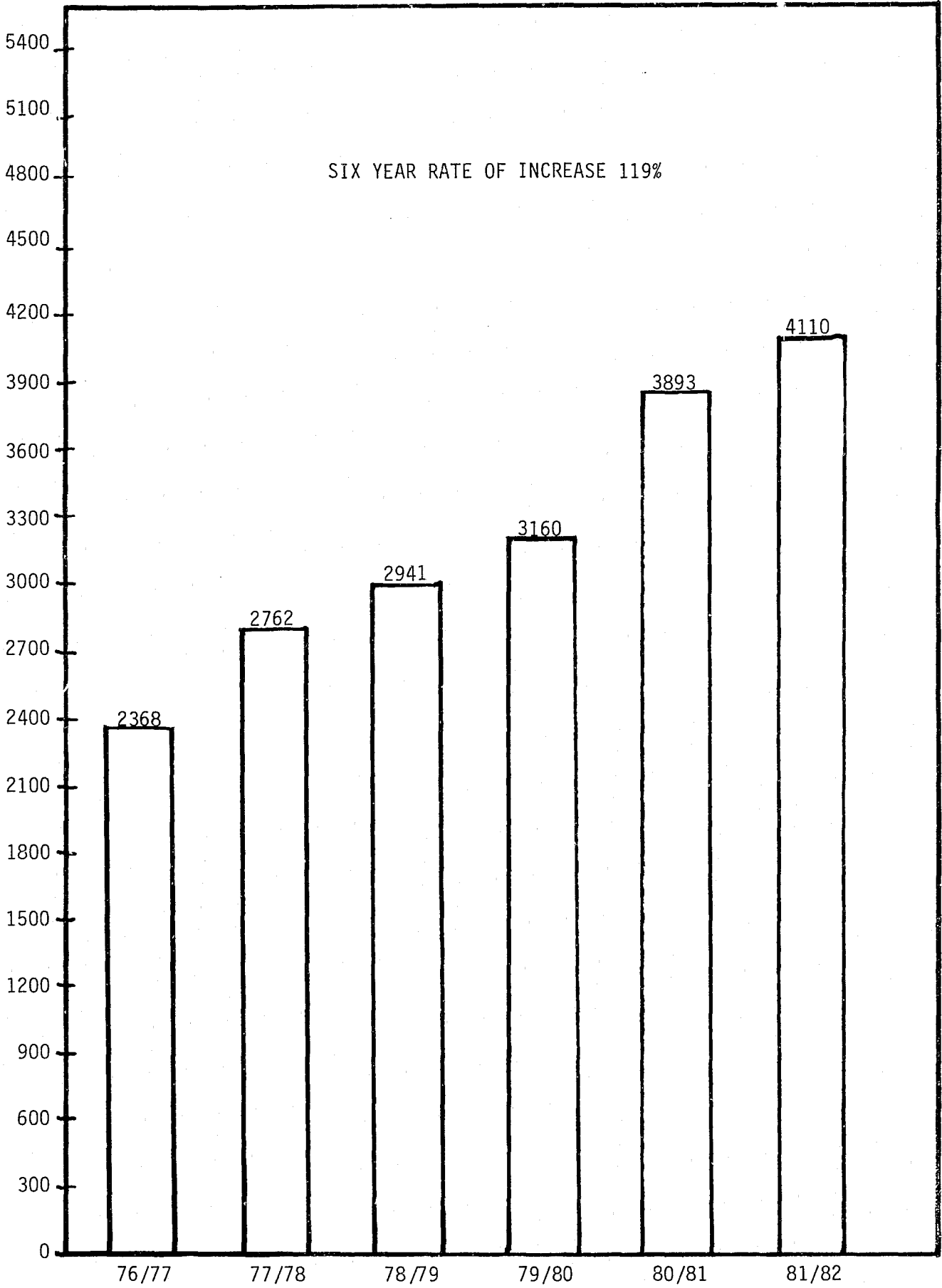
NINTH JUDICIAL DISTRICT TOTALS	69	98	74	125	118	76
-----------------------------------	----	----	----	-----	-----	----

TOTAL SENTENCINGS BY DISTRICT COURTS

	1977/78		78/79		79/80		80/81		81/82	
Probation	1641	59%	1814	62%	1868	59%	2344	60%	2183	53%
Deferred	0	0%	0	0%	131	4%	120	3%	15	1%
Prison	732	27%	815	28%	796	25%	946	24%	1201	29%
Jail	223	8%	195	6%	220	7%	258	7%	247	6%
Fine	60	2%	78	3%	83	3%	144	4%	307	7%
Time Served	0	0%	0	0%	0	0%	72	2%	140	3%
Other	106	4%	39	1%	62	2%	9	0%	17	1%

Total	2762	100%	2941	100%	3160	100%	3893	100%	4110	100%
-------	------	------	------	------	------	------	------	------	------	------

TOTAL SENTENCINGS BY DISTRICT COURTS



SECTION V

PERSONS UNDER PAROLE  
AND PROBATION SUPERVISION

## CASELOAD

The following codes are used below:

N = Nevada Probationer

XN = Probationer from another state being supervised in Nevada

L = Nevada Parolee

XL = Parolee from another state being supervised in Nevada

<u>Caseload as of 6/30/81</u>	<u>N</u>	<u>L</u>	<u>XN</u>	<u>XL</u>
District I - Carson City	182	28	24	7
District II - Reno	1172	168	126	27
District III - Elko	106	19	14	5
District IV - Las Vegas	2017	471	236	84
District V - Fallon	<u>142</u>	<u>12</u>	<u>21</u>	<u>7</u>
Totals	3619	698	421	130

<u>Caseload as of 6/30/82</u>	<u>N</u>	<u>L</u>	<u>XN</u>	<u>XL</u>
District I - Carson City	152	26	23	1
District II - Reno	1375	158	125	23
District III - Elko	72	15	16	1
District IV - Las Vegas	2047	453	247	88
District V - Fallon	<u>191</u>	<u>13</u>	<u>29</u>	<u>5</u>
Totals	3837	665	440	118

## PAROLEES SENT OUT-OF-STATE FOR SUPERVISION

Receiving State	Number Assigned 7/1/80	Number Assigned During Year	Violation	Discharged	Transfers	Other	Number Assigned 6/30/81
ALABAMA	3						3
ALASKA	1	1					2
ARIZONA	7	11	2	2			14
ARKANSAS	6	2	2	1			5
CALIFORNIA	191	104	33	38	6		218
COLORADO	14	2	1		1		14
CONNECTICUT	0						0
DELAWARE	0	1			1		0
FLORIDA	10	4		3			11
GEORGIA	5	2	2				5
HAWAII	0						0
IDAHO	3	3	1	1			4
ILLINOIS	7	4	1	2	1		7
INDIANA	1	1	1				1
IOWA	1	1	1	1			0
KANSAS	6	3		1			8
KENTUCKY	3	1					4
LOUISIANA	11	4		2			13
MAINE	1						1
MARYLAND	2	1	1				2
MASSACHUSETTS	3	3		1			5
MICHIGAN	6	4	2	1			7
MINNESOTA	5	1		2			4
MISSISSIPPI	2		1				1
MISSOURI	10	2	1	3			8
MONTANA	2	1	1	2			0
NEBRASKA	3			1			2
NEW HAMPSHIRE	2	2		1			3
NEW JERSEY	5	1	1	2			3
NEW MEXICO	2	4					6
NEW YORK	6	5	2	1			8
NORTH CAROLINA	2	2					4
NORTH DAKOTA	0	1					1
OHIO	5	3	1	3			4
OKLAHOMA	1	7	1	3			4
OREGON	12	6	1	2	1	1	13
PENNSYLVANIA	2	2		1			3
PUERTO RICO	1						1
RHODE ISLAND	0						0
SOUTH CAROLINA	1						1
SOUTH DAKOTA	0						0
TENNESSEE	5	1					6
TEXAS	3	12		3			12
UTAH	6	5		1			10
VERMONT	0						0
VIRGINIA	0						0
WASHINGTON	9	7	1	3			12
WEST VIRGINIA	0						0
WISCONSIN	2	4					6
WYOMING	2	1					3
WASHINGTON, D.C.	0						0
TOTALS	369	219	57	81	10	1	439

PAROLEES SENT OUT-OF-STATE FOR SUPERVISION

Receiving State	Number Assigned 7/1/81	Number Assigned During Year	Violation	Discharged	Transfers	Other	Number Assigned 6/30/82
ALABAMA	3			1			2
ALASKA	2						2
ARIZONA	14	6	3	5			12
ARKANSAS	5	4	2				7
CALIFORNIA	218	120	32	60	4		242
COLORADO	14	3	1	1			15
CONNECTICUT	0						0
DELAWARE	0						0
FLORIDA	11	6	1	2			14
GEORGIA	5	2	1	1			5
HAWAII	0	1					1
IDAHO	4	3		6			1
ILLINOIS	7	3	2	1			7
INDIANA	1	5					6
IOWA	0						0
KANSAS	8			2			6
KENTUCKY	4			1			3
LOUISIANA	13	7	5		1		14
MAINE	1						1
MARYLAND	2			1			1
MASSACHUSETTS	5	3	1	1	1		5
MICHIGAN	7	2	1				8
MINNESOTA	4	3	1			1	5
MISSISSIPPI	1						1
MISSOURI	8	3	1	2			8
MONTANA	0	1	1				0
NEBRASKA	2						2
NEW HAMPSHIRE	3	1					4
NEW JERSEY	3	3	1				5
NEW MEXICO	6						6
NEW YORK	8	2		2			8
NORTH CAROLINA	4		1	2			1
NORTH DAKOTA	1						1
OHIO	4	4	1	3			4
OKLAHOMA	4	4	1	1			6
OREGON	13	6	2	4			13
PENNSYLVANIA	3	2		1			4
PUERTO RICO	1	1		1			1
RHODE ISLAND	0						0
SOUTH CAROLINA	1	1		1			1
SOUTH DAKOTA	0	1					1
TENNESSEE	6			2			4
TEXAS	12	11	3	3	1	1	15
UTAH	10	3	1				12
VERMONT	0						0
VIRGINIA	0						0
WASHINGTON	12	14	2	4	1	1	18
WEST VIRGINIA	0						0
WISCONSIN	6	4	1	1			8
WYOMING	3						3
WASHINGTON, D.C.	0						0
TOTALS	439	229	65	109	8	3	483

PROBATIONERS SENT OUT-OF-STATE FOR SUPERVISION

Receiving State	Number Assigned 7/1/80	Number Assigned During Year	Violation	Discharged	Transfers	Other	Number Assigned 6/30/81
ALABAMA	4	3		1	1		5
ALASKA	1	5		1			5
ARIZONA	38	33	4	23	3		41
ARKANSAS	11	22	1	21	2		9
CALIFORNIA	558	384	47	210	31		654
COLORADO	9	12	2	7	1		11
CONNECTICUT	4	3		3			4
DELAWARE	0						0
FLORIDA	32	12	1	8	4		31
GEORGIA	7	5		4	1		7
HAWAII	9	2		7	1		3
IDAHO	24	18	3	11	3		25
ILLINOIS	30	9	4	7	1		27
INDIANA	5	5					10
IOWA	6	4	1	1			8
KANSAS	5	1		3	1		2
KENTUCKY	6	1		3			4
LOUISIANA	10	4	1	2			11
MAINE	3	3					6
MARYLAND	3	2		1		1	3
MASSACHUSETTS	7	1		2			6
MICHIGAN	20	5		6			19
MINNESOTA	7	8	2	3			10
MISSISSIPPI	7	2		2	1		6
MISSOURI	6	10	1	5			10
MONTANA	7	2		2		1	6
NEBRASKA	1	2					3
NEW HAMPSHIRE	0	1					1
NEW JERSEY	16	11		4			23
NEW MEXICO	14	9	1	1	1		20
NEW YORK	11	17	1	11	1		15
NORTH CAROLINA	2	2					4
NORTH DAKOTA	0	4					4
OHIO	13	4	1	2			14
OKLAHOMA	6	11		1	2	1	13
OREGON	41	31	6	11	3		52
PENNSYLVANIA	11	3	1	2			11
PUERTO RICO	1						1
RHODE ISLAND	1						1
SOUTH CAROLINA	1						1
SOUTH DAKOTA	1						1
TENNESSEE	3	4		1	3		3
TEXAS	35	29	3	11	2		48
UTAH	33	21	2	12			40
VERMONT	0						0
VIRGINIA	0	6					6
WASHINGTON	44	47	3	12	10		66
WEST VIRGINIA	3	1		2			2
WISCONSIN	2	4		1	2		3
WYOMING	6	4		2	1		7
WASHINGTON, D.C.	0						0
TOTALS	1064	767	85	406	75	3	1262



PROBATIONERS SENT OUT-OF-STATE FOR SUPERVISION

Receiving State	Number Assigned 7/1/81	Number Assigned During Year	Violation	Discharged	Transfers	Other	Number Assigned 6/30/82
ALABAMA	5	2		1			6
ALASKA	5	2		3			4
ARIZONA	41	29	4	18	7		41
ARKANSAS	9	8		1	3		13
CALIFORNIA	654	414	12	224	48	1	783
COLORADO	11	19	2	13	2		13
CONNECTICUT	4	5		2	1		6
DELAWARE	0	2		1			1
FLORIDA	31	17	2	3	2		41
GEORGIA	7	5		2			10
HAWAII	3			1	1		1
IDAHO	25	18	3	6	2		32
ILLINOIS	27	15	1	5	4		32
INDIANA	10	3	1	3			9
IOWA	8	2	1	2			7
KANSAS	2	4		1			5
KENTUCKY	4						4
LOUISIANA	11	8	1	2	1		15
MAINE	6			1			5
MARYLAND	3	1		3			1
MASSACHUSETTS	6	6		2			10
MICHIGAN	19	6		5			20
MINNESOTA	10	1	1	3	1		6
MISSISSIPPI	6	2		2			6
MISSOURI	10	12	2	4	2		14
MONTANA	6	4		4			6
NEBRASKA	3	2	1	1			3
NEW HAMPSHIRE	1	2					3
NEW JERSEY	23	9		5			27
NEW MEXICO	20	9		7	2		20
NEW YORK	15	13		7	1		20
NORTH CAROLINA	4						4
NORTH DAKOTA	4		1	1			2
OHIO	14	5		7	1		11
OKLAHOMA	13	21		5	1	1	27
OREGON	52	21	4	12	4		53
PENNSYLVANIA	11	6		3			14
PUERTO RICO	1						1
RHODE ISLAND	1	2					3
SOUTH CAROLINA	1	1		1	1		0
SOUTH DAKOTA	1	4		3			2
TENNESSEE	3	2	1	2			2
TEXAS	48	43		7	2		82
UTAH	40	26	1	10	2		53
VERMONT	0						0
VIRGINIA	6			3			3
WASHINGTON	66	29	1	22	1		71
WEST VIRGINIA	2						2
WISCONSIN	3	7		4	2		4
WYOMING	7	4		4	1		6
WASHINGTON, D.C.	0						0
TOTALS	1262	791	39	416	92	2	1504

SECTION VI

DISPOSITION OF WARRANTS  
ISSUED BY JUDICIAL DISTRICTS

# WARRANTS ISSUED BY JUDICIAL DISTRICT

	1976/77	77/78	78/79	79/80	80/81	81/82
DISTRICT 1	16	25	19	34	19	22
DISTRICT 2	191	192	191	180	307	312
DISTRICT 3	10	9	6	2	20	23
DISTRICT 4	15	15	15	10	16	19
DISTRICT 5	5	5	11	7	6	10
DISTRICT 6	5	10	6	10	20	16
DISTRICT 7	4	5	4	2	8	4
DISTRICT 8	170	233	271	187	271	337
DISTRICT 9	10	2	4	15	24	16
TOTALS	426	496	527	447	691	759

# DISPOSITION OF WARRANTS ISSUED BY JUDICIAL DISTRICT

## FISCAL YEAR 1980/81

JUDICIAL DISTRICT	WARRANTS ISSUED	REIN- STATED	STILL OUTSTANDING	REV. NSP	REV. JAIL	OTHER*
1	19	5	4	1	1	8
2	307	97	38	72	29	71
3	20	5	5	1	3	6
4	16	4	2	4	1	5
5	6	1	1	2	0	2
6	20	6	4	0	4	6
7	8	4	0	4	0	0
8	271	57	33	73	27	81
9	24	5	1	5	5	8
TOTALS	691	184	88	162	70	187

## FISCAL YEAR 1981/82

JUDICIAL DISTRICT	WARRANTS ISSUED	REIN- STATED	STILL OUTSTANDING	REV. NSP	REV. JAIL	OTHER*
1	22	8	4	8	1	1
2	312	81	99	58	34	40
3	23	2	9	5	4	3
4	19	5	3	4	6	1
5	10	1	5	0	3	1
6	16	1	9	3	2	1
7	4	2	0	0	1	1
8	337	43	153	85	11	45
9	16	1	6	2	3	4
TOTALS	759	144	288	165	65	97

\*Other = adjudicated, continued, deceased, no-action, discharged, Bench Warrant cancelled, dismissed.

SECTION VII

PAROLE BOARD

PAROLE BOARD ACTION

JULY 1, 1980 - JUNE 30, 1981

	<u>PAROLE APPLICATIONS</u>			<u>REVOCATION HEARINGS</u>		
	Grants	Denials	Total	Revocations	Reinstatements	Total
July	76	44	120	19	6	25
August	75	29	104	15	4	19
September	57	37	94	10	5	15
October	57	51	108	22	2	24
November	60	46	106	14	2	16
December	55	38	93	26	8	34
January	51	36	87	23	3	26
February	71	27	98	7	5	12
March	58	32	90	15	8	23
April	65	54	119	18	5	23
May	41	31	72	10	5	15
June	60	38	98	13	0	13
Total	726	463	1189	192	53	245

	<u>WORK RELEASE GRANTS</u>	<u>STAT HEARINGS</u>	<u>TOTAL HEARINGS*</u>
July	18	7	163
August	9	13	145
September	3	10	123
October	7	3	147
November	1	9	145
December	3	5	141
January	9	4	136
February	6	17	139
March	1	14	152
April	6	11	174
May	1	2	109
June	2	10	130
Total	66	105	1704

\*Total Hearings include action, deferred, continued, etc. which are not shown in other columns.

PAROLE BOARD ACTION

JULY 1, 1981 - JUNE 30, 1982

	PAROLE APPLICATIONS			REVOCATION HEARINGS		
	Grants	Denials	Total	Revocations	Reinstatements	Total
July	50	29	79	17	6	23
August	47	43	90	9	3	12
September	60	36	96	24	1	25
October	42	44	86	9	6	15
November	30	59	89	14	7	21
December	31	58	89	16	4	20
January	34	50	84	22	6	28
February	21	71	92	18	6	24
March	32	112	144	15	2	17
April	30	57	87	29	3	32
May	43	62	105	10	2	12
June	36	87	123	22	1	23
Total	456	708	1164	205	47	252

	WORK RELEASE GRANTS	STAT HEARINGS	TOTAL HEARINGS*
July	1	6	129
August	2	8	134
September	4	12	151
October	3	16	139
November	2	19	149
December	1	8	144
January	0	22	149
February	1	8	143
March	2	15	200
April	3	7	145
May	1	24	159
June	3	9	172
Total	23	154	1814

\*Total Hearings include no action, deferred, continued, etc. which are not shown in other columns.

CHARACTERISTICS OF PERSONS PAROLED

July 1, 1980 - June 30, 1982

AGE	NUMBER OF PERSONS
18	3
19	14
20	53
21	59
22	61
23	67
24	56
25	79
26	69
27	49
28	41
29	46
30	41
31	39
32	35
33	27
34	30
35	26
36	12
37	11
38	22
39	18
40	14
41	13
42	12
43	8
44	13
45	6
46	8
47	4
48	6
49	6
50	2
51	4
52	3
53	0
54	3
55	3
56	1
57	1
58	1
59	2
60	3
61	2
63	1
64	2
65	3
68	1
71	1

Total Number of Persons Paroled 981\*

\* Does not include consecutive sentences and holds.

CHARACTERISTICS OF PERSONS PAROLED

July 1, 1980 - June 30, 1982

<u>SEX</u>			
Males		906	
Females		<u>75</u>	
Total		981	

<u>RACE</u>	<u>TOTAL</u>	<u>MALE</u>	<u>FEMALE</u>
White	662	628	34
Black	280	242	38
Indian	13	12	1
Mexican	22	21	1
Other	<u>4</u>	<u>3</u>	<u>1</u>
Totals	981	906	75

TIME SERVED (MEAN)

29.84 Months

CHARACTERISTICS OF PERSONS PAROLED

July 1, 1980 - June 30, 1982

NUMBER OF PAROLEES BY COMMITMENT OFFENSE

Forgery	33
Larceny	102
Unarmed Robbery	82
Armed Robbery	139
Burglary	173
Homicide	44
Involuntary Manslaughter	7
Forcible Rape	8
Assault	35
Motor Vehicle Theft	4
Arson	8
Fraud	32
Stolen Property	65
Miscellaneous	57
Statutory Rape	2
Commercial Sex	6
Other Sex	14
Narcotics	162
Alcohol	<u>8</u>
Total	981

PAROLE OUTCOME AFTER FIRST YEAR OF RELEASE

July 1, 1980 - June 30, 1981

Active	431
Discharged	51
Revoked	<u>67</u>
Total	549

CHARACTERISTICS OF PERSONS PAROLED

July 1, 1980 - June 30, 1982

TIME SERVED BY TYPE OF COMMITMENT OFFENSE  
(MEAN)

	<u>Months</u>
Forgery	22.15
Larceny	21.05
Unarmed Robbery	28.34
Armed Robbery	37.63
Burglary	22.38
Homicide	66.98
Involuntary Manslaughter	12.86
Forcible Rape	59.13
Assault	27.17
Motor Vehicle Theft	12.25
Arson	25.25
Fraud	21.00
Stolen Property	23.18
Miscellaneous	20.98
Statutory Rape	52.50
Commercial Sex	35.33
Other Sex	42.57
Narcotics	23.30
Alcohol	13.00

**END**