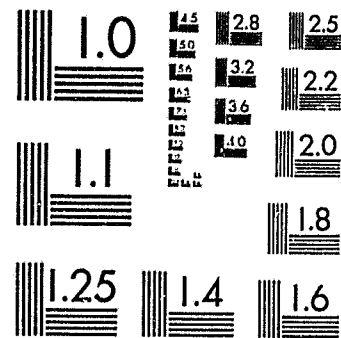


National Criminal Justice Reference Service

**ncjrs**

This microfiche was produced from documents received for inclusion in the NCJRS data base. Since NCJRS cannot exercise control over the physical condition of the documents submitted, the individual frame quality will vary. The resolution chart on this frame may be used to evaluate the document quality.



MICROCOPY RESOLUTION TEST CHART  
NATIONAL BUREAU OF STANDARDS-1963-A

Microfilming procedures used to create this fiche comply with the standards set forth in 41CFR 101-11.504.

Points of view or opinions stated in this document are those of the author(s) and do not represent the official position or policies of the U. S. Department of Justice.

National Institute of Justice  
United States Department of Justice  
Washington, D. C. 20531

9/30/83

# ANNUAL DRUG REPORT

1981



DEPARTMENT OF PUBLIC SAFETY  
ALASKA STATE TROOPERS  
CRIMINAL INVESTIGATION BUREAU

89608

# 1981 ANNUAL DRUG REPORT

## TABLE OF CONTENTS

<u>SUBJECT</u>	<u>PAGE</u>
Introduction	1
Summary of Drug Enforcement 1981	3
Summary Conclusion	5
Data Collection	6
Statistical Overview	6
Statistical Tables and Graphical Analysis	
Figure 1 - Statewide Drug Enforcement Arrest and Case Summary Information for Calendar Year 1981	10
Figure 2 - Statewide Drug Enforcement Drug Arrests and Narcotics Seized for 1980 and 1981	11
Figure 3 - Department of Public Safety Forensic Laboratory Activity for Fiscal Years 1980 and 1981	12
Figure 4 - Fairbanks and Adjacent Area Table of Drug Arrests and Reported Drug Offenses for Calendar Year 1981	13
Figure 5 - Anchorage and Adjacent Area Table of Drug Arrests and Reported Drug Offenses for Calendar Year 1981	14
Figure 6 - Kenai/Soldotna/Kodiak/Cordova and Adjacent Area Table of Drug Arrests and Reported Drug Offenses for Calendar Year 1981	15
Figure 7 - Northern and Western Alaska Table of Drug Arrests and Reported Drug Offenses for Calendar Year 1981	15
Figure 8 - Southeast Alaska and Adjacent Area Table of Drug Arrests and Reported Drug Offenses for Calendar Year 1981	16
Figure 9 - Narcotic and Drug Seizures Statewide for Calendar Year 1981	17

U.S. Department of Justice  
National Institute of Justice

This document has been reproduced exactly as received from the person or organization originating it. Points of view or opinions stated in this document are those of the authors and do not necessarily represent the official position or policies of the National Institute of Justice.

Permission to reproduce this copyrighted material has been granted by

Alaska Dept. of Public  
Safety/State Troopers Criminal  
Investigations Bureau  
to the National Criminal Justice Reference Service (NCJRS).

Further reproduction outside of the NCJRS system requires permission of the copyright owner.

<u>Figure 10</u> - 1980 and 1981 Statewide Drug Enforcement Seizure Valuation Comparison	18
<u>Figure 11</u> - Regional Summary of Number Arrested for Drug Violations and Number in Court System for Drug Offenses	19
Information pertaining to Figure 11	20

## INTRODUCTION

The 1981 Annual Drug Report of the Alaska State Troopers reflects change and growth in Narcotic Enforcement throughout the State of Alaska. A new Narcotic Enforcement Unit began work in Southeast Alaska and existing units were beefed up.

This report is a summary of several Narcotic Enforcement Activities throughout the State and reflects arrests and seizures by two (2) major Law Enforcement groups.

One group is comprised of full-time Narcotic Enforcement units described as follows:

- Anchorage Metro - made up of both Alaska State Troopers and Anchorage City Police Officers supervised by a City Police Lieutenant.
- Fairbanks Metro - made up of Alaska State Troopers and Fairbanks City Police Officers supervised by a Trooper Sergeant.
- Anchorage Airport Detail - made up of State Troopers and a Drug Detection Dog.
- Southcentral Area Narcotics Unit. Known as "S.C.A.N.", headed by a Trooper Sergeant based in Soldotna with support from the various local Police agencies on the Kenai Peninsula, Kodiak, Cordova and Valdez.
- Southeast Alaska Narcotic Enforcement Team. Known as "S.E.A.N.E.T.", headed by a Trooper Sergeant in Juneau and supported by all Southeast Alaska Police agencies. This new unit was made possible by Legislative funding of the Trooper Budget to provide the full-time Trooper Sergeant's position in Juneau to coordinate the Southeast Drug Enforcement efforts.

These five (5) units are coordinated through a Statewide coordinator in the Trooper Criminal Investigation Bureau in Anchorage. This office provides buy funds and undercover agents to the five (5) units.

The second major group whose arrests and seizures are reflected in this Annual Report are all other Police agency personnel and uniformed Troopers in Detachments around the State.

State and local agencies continue to work closely with the Federal Drug Enforcement Agency. The DEA is especially helpful in cases involving conspiracy to import narcotics and when attempting to go after suppliers in the lower states and Hawaii.

The Coast Guard, Customs, FBI and the military all cooperate in cases of mutual interest with State and local agencies.

SUMMARY OF DRUG ENFORCEMENT DURING 1981

Drug Enforcement throughout Alaska during 1981 continued to be a mutual effort by State and local agencies using funds provided to the Troopers by the Legislature specifically for Drug Enforcement.

The Troopers received increased funding for Drug Enforcement during 1981 and these funds were used to expand enforcement efforts Statewide rather than limit efforts to Fairbanks, Anchorage and Juneau. Below is a list of communities where Drug Enforcement investigations were opened using undercover agents and State funds in cooperation with local Police or resident Troopers.

Undercover operations were conducted in the following communities during the year 1981:

COMMUNITY	COORDINATED BY:
Nome	Fairbanks Metro, State Trooper Statewide Drug Officer
Bethel	Fairbanks Metro, State Trooper Statewide Drug Officer
Unalaska	State Trooper, Statewide Drug Officer
Kodiak	SCAN
Homer	SCAN
Seward	SCAN
Kenai	SCAN
Soldotna	SCAN
Cordova	SCAN
Sitka	SCAN
Juneau	SEANET
Petersburg	SEANET
Ketchikan	SEANET & Statewide Drug Officers
Delta Junction	SEANET
Glennallen	Fairbanks Metro, State Trooper Statewide Drug Officer
Alyeska	Statewide Drug Officer
Anchorage	Anchorage Metro, State Trooper Statewide Drug Officer
Anchor Point	Anchorage Metro, State Trooper Statewide Drug Officer
Fairbanks	SCAN Fairbanks Metro, State Trooper Statewide Drug Officer

There is an addition to this report this year in the form of a chart showing Department of Public Safety Laboratory Test activity for 1980-1981 (See Fig. 3). It is significant there was an 84.6% increase in total laboratory tests made on drug items in 1981 over 1980. There was a 77% increase in actual

number of items submitted. This laboratory performs tests for all Police agencies throughout the State, including the Troopers and is a good barometer of the increase in enforcement activity as well as a reflection of the increasing drug usage noticed by Narcotic Investigators throughout the State.

The Statewide coordinator spent \$243,353.87 in contractual services money during calendar year 1980 and \$444,089.68 during 1981. These funds provide the buy money and undercover agents used by all agencies in the State and are indicative of increased enforcement efforts and increased funding provided by the Legislature.

The new S.E.A.N.E.T. Unit began work during 1981 and it should be noted in the statistical portion of this report that there is a great increase in arrests and seizures over past years.

#### SUMMARY CONCLUSION

There has been a determined effort by local agencies, State Troopers, the administration, the Legislature and the courts to curb and to the extent possible, control the illegal sale and possession of narcotics and dangerous drugs in Alaska.

## DATA COLLECTION

Statistics and data pertaining to statewide drug enforcement is a compilation of the FBI's Uniform Crime Report (UCR) information collected and compiled by the Office of Criminal Justice Assistance within the State Department of Law, from the Alaska Court System, the Department of Public Safety Statewide and most local police departments.

All local Alaska police departments enforce drug laws as do the Alaska State Troopers and the federal law enforcement agencies in Alaska. However, not all of these agencies report information to the UCR program which is compiled by the Office of Criminal Justice Assistance. Twenty (20) of the twenty-six (26) local police departments plus the Alaska State Troopers contributed data for 1981. Some smaller local police departments did not participate in the UCR data system. It should be noted that these agencies experience very few drug problems which do not involve state drug enforcement Units or one of the large police departments. The state drug enforcement units or Alaska State Troopers are usually contacted on any significant Alaska drug cases which involve federal law enforcement officers. A comprehensive report of drug activity in Alaska is thus available by a critical review and assimilation of the data reported by the agencies participating in the UCR program.

The continuing goal of the Department of Public Safety in creating the Annual Report is to establish a comprehensive report of the drug enforcement program in Alaska.

## STATISTICAL OVERVIEW

This 1981 Drug Report for Alaska is the result of a dedicated effort to consolidate the complex reporting data involved in drug statistics. Drug trafficking and distribution are world-wide activities involving numerous persons. Drug Enforcement for the same reason is, and must continue to be a cooperative effort often involving many different agencies. The results

detailed in the enclosed figures and tables are designed to be readily discernible by those reviewing the report. However, it should be noted that many police agencies and departments may be involved with an arrest or seizure listed in any particular region or agency. The main thrust of the organization of this report is to illustrate the primary area or jurisdiction in which a seizure or arrest occurred. In addition, the drug arrests or seizures which resulted from a cooperative effort of: Drug Enforcement Units, Police Departments, Federal Agencies and State Troopers, were tabulated under the Drug Enforcement Unit involved. This methodology was designed to eliminate duplication of information and in no way detracts from the dedicated efforts by the agencies involved.

It should be apparent that the true measurement of drug activity and investigative results is not readily available by simply adding the statistics furnished by the different enforcement agencies. This report has screened out duplicative information to the extent possible and efforts continue to further refine drug reporting in Alaska.

The following tables and graphs use certain common terms, which are explained, as follows:

NUMBER OF ARRESTS - Actual number of individuals arrested, cited or summoned for drug violations during the period specified.

OFFENSE CHARGE - The basic charges used to describe the drug offense. The general charge categories are detailed below:

SALE/NARCOTICS - Possession for sale or criminal activity relating to sale of opium, heroin, morphine, cocaine, codeine or related drugs.

SALE/MARIJUANA - Possession for sale or criminal activity relating to sale of hashish, marijuana or other related drugs.

SALE/SYNTHETIC NARCOTICS - Possession for sale or criminal activity relating to sale of methadone, demerol or related drugs.

SALE/DANGEROUS DRUGS - Possession for sale or criminal activity relating to sale of barbiturates, amphetamines, henzebrine, hallucinogens, tranquilizers, LSD or related drugs.

USE/NARCOTICS - Possession for use, furnish, transport, manufacture, cultivate or obtain unlawfully: opium, heroin, morphine, cocaine, codeine or related drugs.

USE/MARIJUANA - Possession for use, furnish, transport, manufacture, cultivate or obtain unlawfully: hashish, marijuana or other related drugs.

USE/SYNTHETIC NARCOTICS - Possession for use, furnish, transport, manufacture, cultivate or obtain unlawfully: methadone, demerol or other related drugs.

USE/DANGEROUS DRUGS - Possession for use, furnish, transport, manufacture, cultivate, obtain unlawfully: barbiturates, amphetamines, benzedrine, hallucinogens, tranquilizer, LSD or other related drugs.

NUMBER OF ARRESTS UNDER 18 - Juvenile drug offenders arrested up to, but not including 18 years old at time of offense.

NUMBER OF ARRESTS 18 OR OVER - Drug offenders 18 years or older at time of offense.

TOTAL DRUG CASES OPENED - Number of drug-related offenses or cases reported for the period specified.

PERCENTAGE (%) CHANGE COMPARED TO PREVIOUS YEAR - This percentage figure compares the current year value against the previous year and can be either positive (+) if increasing, or negative (-) if decreasing. The formula for this percentage comparison is:

$$\frac{\% \text{ Change for Current Year} = (\text{Current Yr. Value}) - (\text{Previous Yr. Value})}{(\text{Previous Year Value})} \times 100$$

DRUG SEIZURE - Amount of drugs seized during the reporting period. The standard reporting units used for seizure of drugs is as follows:

- HEROIN - Weight in grams with a relative purity specified. (100% maximum)
- COCAINE - Weight in grams with a relative purity specified. (100% maximum)
- HASHISH - Weight in grams.
- MARIJUANA - Weight in pounds or ounces.
- PHARMACEUTICAL DRUGS - Dosage unit for specified drug.

DRUG VALUE - The street value of the specified drug seized. This value is determined as a state-wide value based on the volume of the drug on the illicit state market during the period specified. It should be noted that a drug purchased in large quantities which is relatively pure will have a street value far in excess of the initial price paid for the drug.

For computation purposes, the breakdown prices that determine street value are as follows:

Marijuana - Per Ounce	\$ 80.00
LSD - Per Tablet	5.00
Amphetamines - Per Hundred	300.00
Heroin - Per Gram (assumed 4% pure)	150.00
Cocaine - Per Gram (assumed 30% pure)	125.00
Hashish - Per Gram	10.00

The information contained in Figure 11 is indicative of the number of persons arrested for drug violations for 1981 compared to the total number of persons in the Alaska Court System for drug offenses.

This table is organized on a regional basis for comparison purposes. It should be noted that the total number of individuals in the court system includes some figures from previous year arrests for these offenses. Significant factors to be noted in Figure 11 are the volume of narcotic, dangerous and synthetic drug violators in the Judicial System and the large percentage of arrests which result in court activity.

STATEWIDE DRUG ENFORCEMENT  
ARREST & CASE SUMMARY INFORMATION  
Calendar Year 1981

ARRESTS	STATEWIDE DRUG ENFORCEMENT TOTALS																		ALL OTHER POLICE AGENCIES (LOCAL POLICE AND AST)			ALL AGENCIES		
	FAIRBANKS METRO			ANCHORAGE METRO			ANCHORAGE AIRPORT DETAIL			KENAI SCAN			SEANET			STATEWIDE TOTAL			UNDER 18	18 & OVER	TOTAL	UNDER 18	18 & OVER	TOTAL
	UNDER 18	18 & OVER	TOTAL	UNDER 18	18 & OVER	TOTAL	UNDER 18	18 & OVER	TOTAL	UNDER 18	18 & OVER	TOTAL	UNDER 18	18 & OVER	TOTAL	UNDER 18	18 & OVER	TOTAL				UNDER 18	18 & OVER	TOTAL
DRUG SALE	1	26	27	*	*	*	0	0	0	0	24	24	1	24	25	2	74	76	34	76	110	36	150	186
NARCOTICS	1	14	15				0	0	0	0	17	17	0	16	16	1	47	48	5	31	36	6	78	84
MARIJUANA	0	10	10				0	0	0	0	7	7	0	6	6	0	23	23	20	33	53	20	56	76
SYNTHETIC	0	0	0				0	0	0	0	0	0	0	0	0	0	0	0	0	3	3	0	3	3
DANGEROUS	0	2	2				0	0	0	0	0	0	1	2	3	1	4	5	9	9	18	10	13	23
DRUG POSSESSION	1	11	12	*	*	*	0	25	25	1	5	6	0	3	3	2	44	46	330	224	554	332	268	600
NARCOTICS	0	9	9				0	7	7	0	3	3	0	3	3	0	22	22	9	40	49	9	62	71
MARIJUANA	1	1	2				0	15	15	1	2	3	0	0	0	2	18	20	307	153	470	309	181	490
SYNTHETIC	0	0	0				0	1	1	0	0	0	0	0	0	0	1	1	11	11	22	11	12	23
DANGEROUS	0	1	1				0	2	2	0	0	0	0	0	0	0	3	3	3	10	17	3	13	16
TOTAL	2	37	39	*	*	88		25	25	1	29	30	1	27	28	4	118	120	364	300	664	368	418	874
OTHER ARRESTS	10			*			0			0			0			*			*			*		
TOTAL DRUG CHARGES	84			247			25			46			28			433			*			*		
TOTAL DRUG CASES OPEN	129			457			66			50			35			737			1504			2241		

\* Figures Not Available for 1981  
\*\* Total/Total Includes 88 Drug Arrests for Anchorage Metro Drug Section

FIGURE 1



STATEWIDE DRUG ENFORCEMENT DRUG ARRESTS & NARCOTICS SEIZED FOR 1980 and 1981

REGION	AGENCY	1981 Statistics				1980 Reference Statistics			
		Drug Sale Arrests	Drug Possession Arrests	Total Drug Arrests	Narcotics Seized	Drug Sale Arrests	Drug Possession Arrests	Total Drug Arrests	Narcotics Seized
Anchorage and Adjacent Area	Anchorage Metro Drug Unit	(1)	(1)	88	\$1,513,502	(1) 36	(1) 15	51	\$ 790,012
	Airport Detail Drug Unit	0	25	25	\$ 374,521	(3)	(3)	(3)	(3)
	Anchorage P.D. & ACT Detach. D, Palmer, Wasilla	(1) 28	(1) 280	308		31	213	244	
	T O T A L	(1)	(1)	421	\$1,888,023	67	228	295	\$ 790,012
	% Change Compared to 1980	(2)	(2)	+42.7%	+138.9%				
Fairbanks and Adjacent Area	Fairbanks Metro Drug Unit	27	12	39	\$ 113,833	34	15	49	\$ 231,855
	Fairbanks P.D. and AST, E. Detachment	16	89	105		2	44	46	
	T O T A L	43	101	144	\$ 113,833	36	59	95	\$ 231,855
	% Change Compared to 1980	+19.4%	+71.2%	+51.6%	-51.0%				
Kenai, Goldotna, Kodiak, Cordova, & Adjacent Areas	Kenai SCAN Drug Unit	24	6	30	\$ 86,566	27	0	27	\$ 261,357
	Police Depts. & AST Detach. B and C	21	62	83		9	54	63	
	T O T A L	45	68	113	\$ 86,566	36	54	90	\$ 261,357
	% Change Compared to 1980	+25%	+25.9%	+25.6%	-66.9%				
Southeast Alaska & Adjacent Area	SEANET Drug Unit	25	3	28	\$ 139,901	(4)	(4)	(4)	(4)
	S.R. Police Depts. & AST	26	94	120		11	109	120	\$ 4,927
	T O T A L	51	97	148	\$ 139,901	11	109	120	\$ 4,927
	% Change Compared to 1980	+363.6%	-11.0%	+23.3%	+2739.4%				
North & Western Alaska	T O T A L	19	29	48		10	19	29	
	% Change Compared to 1980	+90%	+52.6%	+65.5%					
Total Statewide Statistics	T O T A L	186	600	874	\$2,228,323	279	350	629	\$1,288,151
	% Change Compared to 1980	(2)	(2)	+39.0%	+73%				

NOTES: (1) For 1981 and 1980, the Anchorage Police Department and Anchorage Metro Drug Section included a limited amount of duplication for arrest information due to overlap in the reporting of drug cases and the unavailability of additional backup data.  
 (2) Insufficient information to calculate values.  
 (3) 1980 Anchorage Metro & Airport Detail combined.  
 (4) SEANET Unit created 1981.

Figure 2

DEPARTMENT OF PUBLIC SAFETY  
FORENSIC LABORATORY ACTIVITY  
FOR FISCAL YEARS 1980 AND 1981

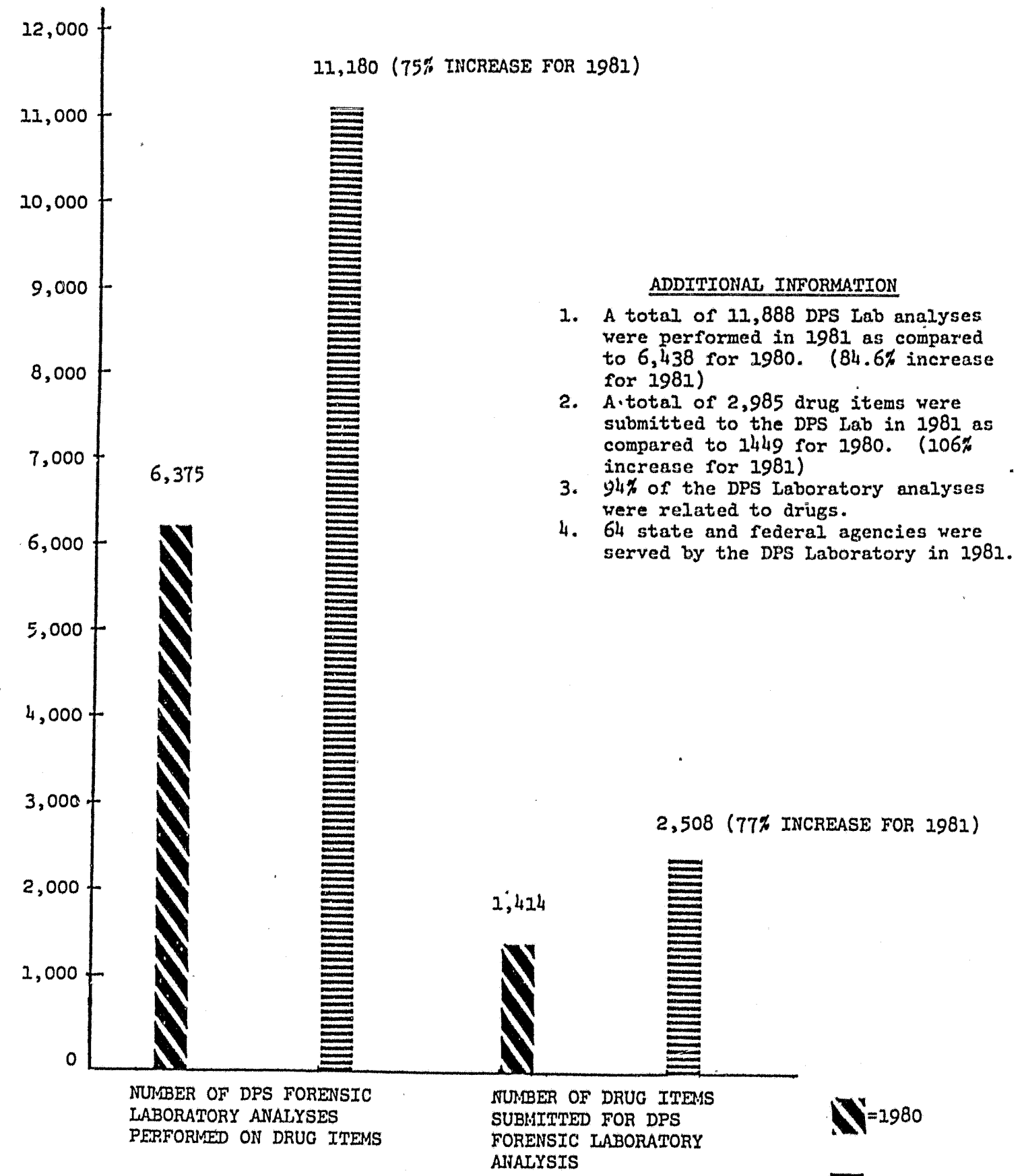


FIGURE 3

FAIRBANKS AND ADJACENT AREA  
Table of Drug Arrests and Reported Drug Offenses  
For Calendar Year 1981

	Fairbanks Metro			Fairbanks/North Pole Police Department			E Detachment AST			Total Fairbanks Area			Total 1980 Fairbanks Area		
	UNDER 18	18 & OVER	TOTAL	UNDER 18	18 & OVER	TOTAL	UNDER 18	18 & OVER	TOTAL	UNDER 18	18 & OVER	TOTAL	UNDER 18	18 & OVER	TOTAL
DRUG SALE	1	26	27	8	5	13	1	2	3	10	33	43	1	35	36
NARCOTICS	1	14	15	1	0	1	0	0	0	2	14	16	0	24	24
MARIJUANA	0	10	10	1	5	6	1	0	1	2	15	16	0	6	6
SYNTHETIC	0	0	0	0	0	0	0	0	0	0	0	0	0	0	0
DANGEROUS	0	2	2	6	0	6	0	2	2	6	4	10	1	5	6
DRUG POSSESSION	1	11	12	30	52	82	1	6	7	32	69	101	24	35	59
NARCOTICS	0	9	9	1	4	5	0	1	1	1	14	15	1	8	9
MARIJUANA	1	1	2	29	47	76	1	5	6	31	53	84	22	22	44
SYNTHETIC	0	0	0	0	0	0	0	0	0	0	0	0	0	0	0
DANGEROUS	0	1	1	0	1	1	0	0	0	0	2	2	1	5	6
TOTAL	2	37	39	38	57	95	2	8	10	42	102	144	25	70	95
DRUG CASES OPENED	129			79			12			220			223		

Figure 4

ANCHORAGE AND ADJACENT AREA  
Table of Drug Arrests and Reported Drug Offenses  
For Calendar Year 1981

	A Anchorage Metro			Anchorage Airport Detail			A Anchorage/Palmer Police Departments			B Detachment AST			Total 1981 Anchorage Area			Total 1980 Anchorage Area		
	UNDER 18	18 & OVER	TOTAL	UNDER 18	18 & OVER	TOTAL	UNDER 18	18 & OVER	TOTAL	UNDER 18	18 & OVER	TOTAL	UNDER 18	18 & OVER	TOTAL	UNDER 18	18 & OVER	TOTAL
DRUG SALE				0	0	0	5	11	16	3	9	12	9	20	28	11	56	67
NARCOTIC	ANCHORAGE METRO ARREST DETAIL INFORMATION UNAVAILABLE FOR 1981			0	0	0	0	5	5	1	5	6	1	10	11	1	39	40
MARIJUANA				0	0	0	5	2	7	1	4	5	6	6	12	9	10	19
SYNTHETIC				0	0	0	0	3	3	0	0	0	0	3	3	0	1	1
DANGEROUS				0	0	0	0	1	1	1	0	1	1	1	2	1	6	7
DRUG POSSESSION				0	25	25	176	42	218	47	15	62	223	82	305	161	67	228
NARCOTICS				0	7	7	4	9	13	4	3	7	8	19	27	9	14	23
MARIJUANA				0	15	15	161	28	189	43	11	54	204	54	258	151	47	198
SYNTHETIC				0	1	1	10	5	15	0	1	1	10	7	17	0	1	1
DANGEROUS				0	2	2	1	0	1	0	0	0	1	2	3	1	5	6
TOTAL			88	0	25	25	181	53	234	50	24	74	231	102	421	172	123	295
DRUG CASES OPENED	457			66			832			57			1,412			1169		

\* For 1981, the Anchorage Police Depts. and the Anchorage Metro Drug Section included a limited amount of duplication of arrest information. This fact is due to an overlap in the reporting of drug cases and the unavailability of detailed backup arrest data.

\*\* The total/total includes 88 Drug Arrests for Anchorage Metro Drug Section.

Figure 5

## KENAI, SOLDOTNA, KODIAK, CORDOVA AND ADJACENT AREA

Table of Drug Arrests and Reported Drug Offenses  
For Calendar Year 1981

	Kenai SCAN			* Kenai Peninsula Police Agencies			Kodiak/Valdez/Cordova Police Departments			C Detachment AST			Total Kenai SCAN Area			1980 Total Kenai SCAN Area		
	UNDER 18	18 & OVER	TOTAL	UNDER 18	18 & OVER	TOTAL	UNDER 18	18 & OVER	TOTAL	UNDER 18	18 & OVER	TOTAL	UNDER 18	18 & OVER	TOTAL	UNDER 18	18 & OVER	TOTAL
DRUG SALE	0	24	24	2	11	13	0	3	3	5	0	5	7	38	45	1	35	36
NARCOTICS	0	17	17	2	6	8	0	2	2	0	0	0	2	25	27	0	28	28
MARIJUANA	0	7	7	0	4	4	0	0	0	5	0	5	5	11	16	1	4	5
SYNTHETIC	0	0	0	0	0	0	0	0	0	0	0	0	0	0	0	0	0	0
DANGEROUS	0	0	0	0	1	1	0	1	1	0	0	0	0	2	2	0	3	3
DRUG POSSESSION	1	5	6	11	16	27	2	9	11	0	4	4	14	34	48	24	30	54
NARCOTICS	0	3	3	0	2	2	0	3	3	0	0	0	0	8	8	1	15	16
MARIJUANA	1	2	3	11	12	23	2	3	5	0	4	4	14	21	35	23	13	36
SYNTHETIC	0	0	0	0	1	1	0	3	3	0	0	0	0	4	4	0	0	0
DANGEROUS	0	0	0	0	1	1	0	0	0	0	0	0	0	1	1	0	2	2
TOTAL	1	29	30	13	27	40	2	12	14	5	4	9	11	72	83	25	65	90
DRUG CASES OPENED	50			83			21			6			160			186		

\* Includes Soldotna, Kenai, Seward and Homer Police Departments.

Figure 6

NORTH AND WESTERN ALASKA  
Table of Drug Arrests and Reported Drug Offenses  
For Calendar Year 1981

	D DETACHMENT AST			* NORTHWESTERN ALASKA POLICE DEPTS.			1981 TOTAL NORTHWESTERN			1980 TOTAL NORTHWESTERN		
	UNDER 18	18 & OVER	TOTAL	UNDER 18	18 & OVER	TOTAL	UNDER 18	18 & OVER	TOTAL	UNDER 18	18 & OVER	TOTAL
DRUG SALE	2	6	8	1	10	11	3	16	19	0	10	10
NARCOTICS	0	0	0	0	6	6	0	6	6	0	1	1
MARIJUANA	1	6	7	1	2	4	2	9	11	0	9	9
SYNTHETIC	0	0	0	0	0	0	0	0	0	0	0	0
DANGEROUS	1	0	1	0	1	1	1	1	2	0	0	0
DRUG POSSESSION	2	1	3	6	20	26	8	21	29	7	12	19
NARCOTICS	0	0	0	0	10	10	0	10	10	3	2	5
MARIJUANA	2	0	2	4	10	14	6	10	16	4	9	13
SYNTHETIC	0	1	1	0	0	0	0	1	1	0	0	0
DANGEROUS	0	0	0	2	0	2	2	0	2	0	1	1
TOTAL	4	7	11	7	30	37	11	37	48	7	22	29
CASES OPENED	9			104			113			91		

\* Includes Bethel, North Slope Borough, Nome, Kotzebue, Unalaska and Dillingham Police Departments.

Figure 7

SOUTHEAST ALASKA AND ADJACENT AREA  
Table of Drug Arrests and Reported Drug Offenses for Calendar Year 1981

	SEANET (Southeastern Alaska Narcotics Enforcement Team)			A Detachment AST			* Southeastern Alaska Police Departments			Total Southeast Alaska			* Total 1980 Southeast Area		
	UNDER 18	18 & OVER	TOTAL	UNDER 18	18 & OVER	TOTAL	UNDER 18	18 & OVER	TOTAL	UNDER 18	18 & OVER	TOTAL	UNDER 18	18 & OVER	TOTAL
DRUG SALE	1	24	25	2	6	8	5	13	18	8	43	51	0	11	11
NARCOTICS	0	16	16	0	1	1	1	6	7	1	23	24	0	3	3
MARIJUANA	0	6	6	2	5	7	3	4	7	5	15	20	0	7	7
SYNTHETIC	0	0	0	0	0	0	0	0	0	0	0	0	0	0	0
DANGEROUS	1	2	3	0	0	0	1	3	4	2	5	7	0	1	1
DRUG POSSESSION	0	3	3	8	13	21	27	46	73	35	62	97	50	59	109
NARCOTICS	0	3	3	0	2	2	0	6	6	0	11	11	1	2	3
MARIJUANA	0	0	0	8	10	18	26	33	59	34	43	77	45	52	97
SYNTHETIC	0	0	0	0	0	0	1	0	1	1	0	1	2	0	2
DANGEROUS	0	0	0	0	1	1	0	7	7	0	8	8	2	5	7
TOTAL	1	27	28	10	19	29	32	59	91	43	105	148	50	70	120
DRUG CASES OPENED	35			27			274			336			180		

\* Includes Juneau, Petersburg, Wrangell, Haines, Ketchikan and Sitka Police Departments.

Figure 8

NARCOTIC & DRUG SEIZURES STATEWIDE  
Calendar Year 1981

DRUG AGENCY	MARIJUANA		LSD		PHARMACEUTICAL DRUGS		HEROIN		COCAINE		HASHISH		OTHER DRUGS SEIZED		TOTAL VALUE OF NARCOTICS & DRUGS SEIZED
	Pounds- Ounces	Street Value \$	Tablets	Street Value \$	Tablets	Street Value \$	Grams (%)	Street Value \$	Grams (%)	Street Value \$	Grams (%)	Street Value \$	Type/ Amount	Street Value \$	Street Value
Anchorage Metro	261-0	\$334,080	6,812	\$34,060	100 Tablets Amphetamines  1 Gram Amphetamine  1714 Quaaludes	\$300  \$100  \$8,570	11.5 (4%)	\$1,725	5388.3 (50%)	\$1,122,383 (2)	1009.7	\$10,097	48.64 Oz Mushroom	\$2,187	\$1,513,502
Airport Detail	212-0	\$271,360			20 Amphetamines   1700 Quaaludes	\$ 60   \$8,500			452.8 (50%)	\$ 94,318	28.3	\$ 283			\$ 374,521
Kenai SCAN	38-8	\$49,280							179.0 (50%)	\$ 37,286					\$ 86,566
SEAHET Southeast Alaska	33-12	\$43,200	101	\$505	1000 Valium 180 Barbiturates	\$3,000 \$ 540			422.0 (50%)	\$88,093	453.8	\$ 4,538	0.5 Oz. Mushroom	\$ 25	\$ 139,901
Fairbanks Metro	47-0	\$60,160	97	\$485	17 Barbiturates	\$ 51			255.1 (50%)	\$ 53,137					\$ 113,833
1981 Total Amount	592-4	\$758,080	7,010	\$35,050	4731	\$21,121	11.5	\$1,725	6697.2	\$2,395,217	1491.8	\$14,918	49.14	\$2,212	\$2,228,323

Notes: (1) During 1981, other seizures of vehicles, money and gold use in drug operations were made by the statewide drug units. These items were all turned over to the federal authorities because there is no state statute providing seizure authority for state & local law enforcement agencies.  
(2) During 1981, 4,075 grams seized at Seattle airport as a result of Anchorage Metro Drug Investigation.

Figure 9

NARCOTIC & DRUG SEIZURES STATEWIDE  
Calendar Year 1981

DRUG AGENCY	MARIJUANA		LSD		PHARMACEUTICAL DRUGS		HEROIN		COCAINE		HASHISH		OTHER DRUGS SEIZED		TOTAL VALUE OF NARCOTICS & DRUGS SEIZED
	Pounds- Ounces	Street Value \$	Tablets	Street Value \$	Tablets	Street Value \$	Grams (%)	Street Value \$	Grams (%)	Street Value \$	Grams (%)	Street Value \$	Type/ Amount	Street Value \$	Street Value
Anchorage Metro	261-0	\$334,080	6,812	\$34,060	100 Tablets Amphetamines  1 Gram Amphetamine 1714 Quaaludes	\$300  \$100 \$8,570	11.5 (4%)	\$1,725	5388.3 (50%)	\$1,122,383 (2)	1009.7	\$10,097	48.64 Oz Mushroom	\$2,187	\$1,513,502
Airport Detail	212-0	\$271,360			20 Amphetamines  1700 Quaaludes	\$ 60  \$8,500			452.8 (50%)	\$ 94,318	28.3	\$ 283			\$ 374,521
Kenai SCAN	38-8	\$49,280							179.0 (50%)	\$ 37,286					\$ 86,566
SEAHET Southeast Alaska	33-12	\$43,200	101	\$505	1000 Valium 180 Barbiturates	\$3,000 \$ 540			422.0 (50%)	\$88,093	453.8	\$ 4,538	0.5 Oz. Mushroom	\$ 25	\$ 139,901
Fairbanks Metro	47-0	\$60,160	97	\$485	17 Barbiturates	\$ 51			255.1 (50%)	\$ 53,137					\$ 113,833
1981 Total Amount	592-4	\$758,080	7,010	\$35,050	4731	\$21,121	11.5	\$1,725	6697.2	\$1,395,217	1491.8	\$14,918	49.14	\$2,212	\$2,228,323

Notes: (1) During 1981, other seizures of vehicles, money and gold use in drug operations were made by the statewide drug units. These items were all turned over to the federal authorities because there is no state statute providing seizure authority for state & local law enforcement agencies.  
(2) During 1981, 4,075 grams seized at Seattle airport as a result of Anchorage Metro Drug Investigation.

Figure 9



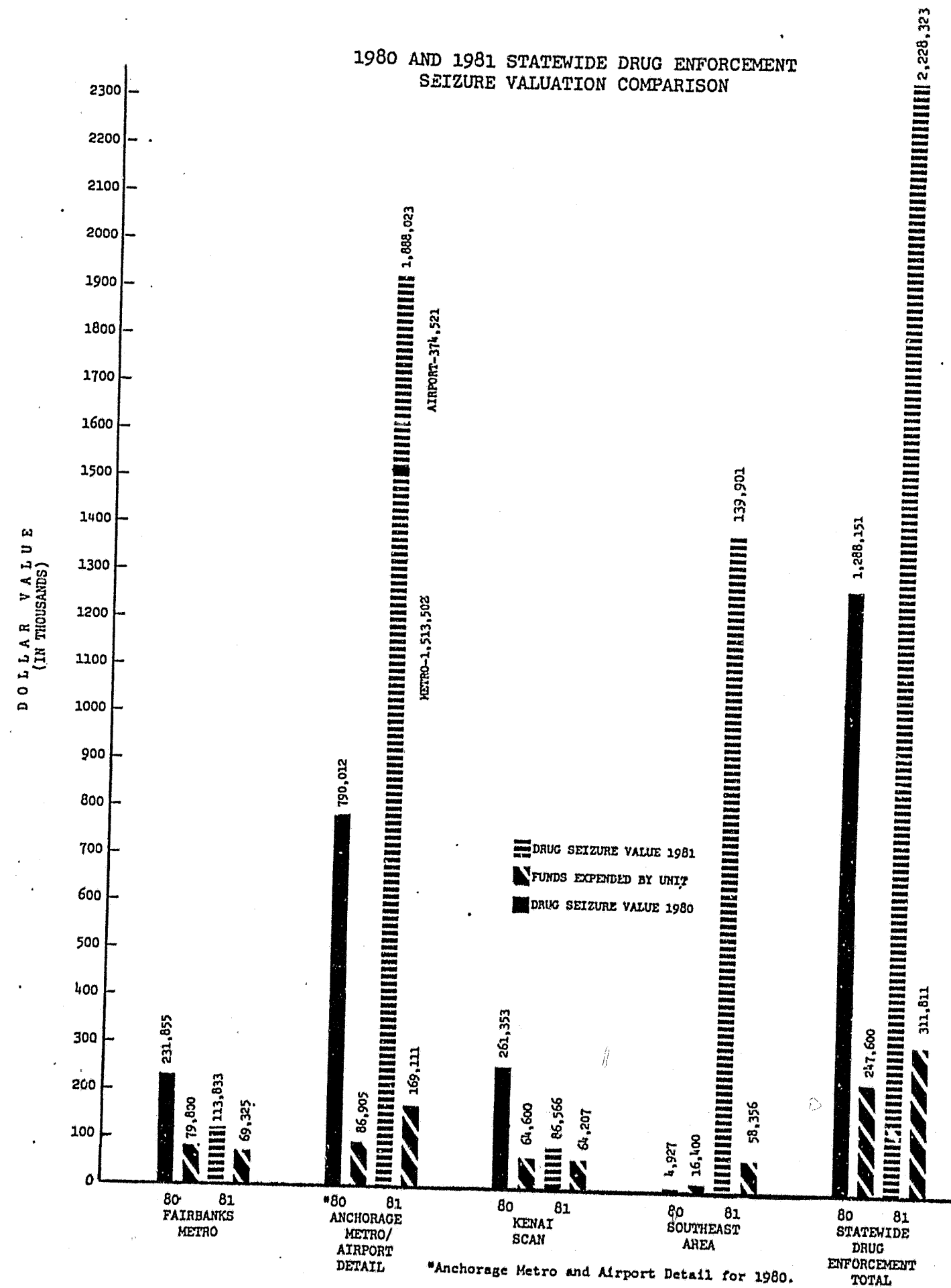


FIGURE 10

REGIONAL SUMMARY OF NUMBER ARRESTED FOR DRUG VIOLATIONS  
AND NUMBER IN COURT SYSTEM FOR DRUG OFFENSES

Area/Region Judicial Districts	Narcotic, Dangerous or Synthetic Drug Violations		Possession of Marijuana Violation		Total	
	Number Arrests 1981	Total Number in Court **	Number Arrests 1981	Total Number in Court **	Number Arrests 1981	Total Number in Court **
Anchorage Area Judicial District 3 (Partial)	75 *	127 (37)	258 *	65 (11)	421 *	192 (48)
Fairbanks Area, North & Western Alaska Judicial District 2, 4 and 3 (Partial)	91	85 (14)	100	73 (7)	191	158 (21)
Kenai/Kodiak/ Cordova/Valdez Judicial District 3 (Partial)	58	49 (8)	55	46 (2)	113	95 (10)
Southeast Alaska Judicial District 1	68	75 (7)	77	70 (5)	145	145 (12)
Statewide Total	292 *	336 (66)	490 *	254 (25)	870 *	590 (91)

\* Detailed Arrest information unavailable for 88 Anchorage Metro arrests which are included in total arrests, Anchorage Area.

\*\* Circled numbers are cases prior to 1981 which are still in court.

Figure 11

**END**