


139517



**Division of Program Support
S.C. Commission on Alcohol and Drug Abuse**

139517

139517

**U.S. Department of Justice
National Institute of Justice**

This document has been reproduced exactly as received from the person or organization originating it. Points of view or opinions stated in this document are those of the authors and do not necessarily represent the official position or policies of the National Institute of Justice.

Permission to reproduce this copyrighted material has been granted by
South Carolina Commission on
Alcohol and Drug Abuse

to the National Criminal Justice Reference Service (NCJRS).

Further reproduction outside of the NCJRS system requires permission of the copyright owner.

**1991 UNIFORM CRIME REPORT
ARREST INFORMATION
RELATING TO SUBSTANCE ABUSE
IN SOUTH CAROLINA**

NCJRS
NOV 19 1992
ADMINISTRATIVE

**prepared by
Thomas T. Walsh
September 1992**

**DIVISION OF PROGRAM SUPPORT
SOUTH CAROLINA COMMISSION ON ALCOHOL AND DRUG ABUSE
COLUMBIA, SOUTH CAROLINA**

We are an EEO/Affirmative Action Employer

SOUTH CAROLINA COMMISSION ON ALCOHOL AND DRUG ABUSE

**Robert T. Thompson, Jr., Chairman
Hilton Head Island, South Carolina**

**Sol Neidich, M.D., Vice Chairman
Beaufort, South Carolina**

**Rosemary H. Byerly
Inman, South Carolina**

**Robert K. Carley, Ph.D.
Newberry, South Carolina**

**Evelina Dayson
Charleston, South Carolina**

**W. C. Jenkins
Pamplico, South Carolina**

**Virginia B. Johnson
Orangeburg, South Carolina**

**Jane F. Pressly
Greenville, South Carolina**

**Aileen A. Weiss
Columbia, South Carolina**

**Fred D. West, Jr.
Abbeville, South Carolina**

**William J. McCord, Director
Columbia, South Carolina**

ACKNOWLEDGMENTS

This report was made possible through the efforts of Lt. Gerald W. Hamby, Marshall H. Todd, Steve J. Hanayik, Michelle Bumgarner and other dedicated staff members of the State Law Enforcement Division. Their assistance, both in providing data and explaining the UCR system, is greatly appreciated.

TABLE OF CONTENTS

INTRODUCTION	1
I. SUBSTANCE-RELATED ARREST TABLES	4
II. ARREST RATES	10
III. DRUG SEIZURES	11
IV. SELECTED FIGURES	12

INTRODUCTION

The purpose of this report is to provide managers, planners, evaluators, and other users a useful presentation of substance abuse arrest data for South Carolina. No attempt is made to analyze the data and no conclusions concerning the meaning of the data are provided.

The report is a continuation of the Uniform Crime Report (UCR) Series published by this Division beginning in 1975. The initial study dealt with 1974 arrest data reported to the South Carolina Law Enforcement Division. This report presents arrest data for 1991 from the same source.

For 1991, a number of significant changes were made to the Uniform Crime Reporting system, and these changes affected some of the kinds of information about alcohol and drug related arrests that were available in the past. A major change concerns information about the type of drugs involved in offences for which arrests were made. In prior years, reported information included the type of drug involved in an arrest. For example, the arrest report included an offense code showing the sale of heroin or the possession of marijuana. For 1991, reported data did not specify the type of drug involved unless a drug seizure occurred. Because of these changes, it has been necessary to discontinue the tables that displayed the type of arrest by type of drug. A table has been added that displays information about the number of times specified drugs were seized during an arrest.

In previous years, this report presented data for the most recent year and the three prior years to assist a reader to examine trends in alcohol and drug related arrests. However, as a result of the changes that were made in UCR reporting, a decision was made to present only the 1991 arrest data in the current report. Although it is uncertain whether the implementation of these changes affected the number of reported arrests, the changes were of sufficient scope that presentation of data from prior years could have created misleading impressions about arrest trends.

Another change that has been made is to display county data in alphabetical order, rather than grouping the counties by region. It was felt that this arrangement would be more convenient for the majority of readers.

It is anticipated that there will be further changes in the format and content of future UCR reports in order to make the most effective use of the data that are currently reported.

Eight tables are contained in this report. Tables 1 through 6 present arrest data by sex and age group at the county and state level for each major substance abuse arrest area. Table 7 shows arrest rates per 10,000 population. Arrest rates are important measures with which to compare the relative number of arrests among geographical areas. Drug seizures, which are now recorded separately from arrests, are shown by drug type for counties and the state in Table 8. The last section contains graphic displays of state totals for selected categories of arrests.

A person is counted on an arrest report each time he is arrested or summoned. This means that arrest counts do not reflect the number of different

individuals arrested each year, since an individual may be arrested several times during a year for the same or a number of different offenses. Also, when an arrested individual is charged with multiple offenses, only the most serious offense is currently included in aggregate reports. As a result, arrests for substance-related offenses may be underreported.

A juvenile is counted as an arrest when the circumstances are such that, if he or she were an adult, an arrest would be counted, or when law enforcement action or other official action is taken beyond a mere interview, warning or admonishment. Although by South Carolina law a juvenile is defined as age 16 or younger, in this report, "youth" refers to persons under age 18.

Readers of this report should be cognizant of the fact that the tables represent the number of arrests *reported* to the UCR system, not the number of occurrences of an offense or the number of convictions. Not all law enforcement agencies report UCR arrest data, although the number that do not report in a given year is small.

In order to clarify the different arrest categories that are dealt with, the following definitions are offered.

Liquor Laws - Relates to the unlawful manufacture, transportation, sale, serving or possession of alcoholic beverages according to state and local laws. Liquor law violations include the following:

- Maintaining unlawful drinking places
- Advertising and soliciting orders for intoxicating liquor
- Bootlegging
- Furnishing liquor to a minor or intemperate persons
- Drinking on a train or public conveyance
- Having an open container of an alcoholic beverage in a moving vehicle
- Possession of alcohol by persons under 21 years old

Driving under the Influence - This category is limited to the driving or operating of any vehicle or common carrier while drunk or under the influence of liquor or narcotics. It includes the following:

- Operating a motor vehicle while intoxicated
- Operating an engine, train, streetcar, boat, etc., while intoxicated

Public Drunkenness - Included in this category are all offenses of drunkenness or intoxication with the exception of driving under the influence; it includes drunkenness, drunk and disorderly, common or habitual drunkard, and intoxication.

Disorderly Conduct - Although these arrests are not used to calculate aggregated substance-related arrests, this category is included because disorderly conduct is frequently associated with drinking or with using drugs. In this category are placed all charges of committing a breach of the peace which includes the following:

- Affray, unlawful assembly, disturbing the peace, disturbing meetings, disorderly conduct in state institutions, at court, at fairs, on trains or public conveyances, etc., prize fights, blasphemy, profanity and obscene language, refusing to assist an officer, all attempts to commit any of the above.

Drugs - Includes arrests for unlawful possession, sale, use, growing, manufacturing, and making of drugs other than alcohol, including the following substances listed in the "Seizures" table (Table 8):

Heroin and Other Narcotics - Narcotic drugs including opium, its derivatives (morphine, heroin, codeine) as well as the synthetic narcotics (demerol, methadone, percodan).

Marijuana - Marijuana, hashish, and THC.

Cocaine - Cocaine and its derivatives other than crack cocaine.

Crack cocaine - A free-based, smokable form of cocaine.

Hallucinogens - LSD, PCP, and other hallucinogens, including DMT, MDA, mescaline and psilocybin, etc.

Stimulants - Amphetamines, methamphetamines, and other stimulants, including benzedrine, Ritalin, Preludin, etc.

Depressants - Barbiturates and other depressants, including Quaalude, Doriden, Talwin, etc.

Other drugs - Tranquilizers and antidepressants, inhalants and other and unknown drugs.

Readers interested in UCR information other than that contained within this report are referred to *Crime in South Carolina, 1991*, published by the South Carolina Law Enforcement Division.

TABLE 1

LIQUOR LAW ARRESTS IN SOUTH CAROLINA: 1991 COUNTY AND STATE

	YOUTH			ADULT			TOTAL		
	FEMALE	MALE	TOTAL	FEMALE	MALE	TOTAL	FEMALE	MALE	TOTAL
STATE TOTAL	378	1185	1563	2176	10922	13098	2554	12107	14661
COUNTY									
ABBEVILLE	4	14	18	11	60	71	15	74	89
AIKEN	18	36	54	59	272	331	77	308	385
ALLENDALE	0	2	2	11	60	71	11	62	73
ANDERSON	1	27	28	43	342	385	44	369	413
BAMBERG	0	4	4	2	20	22	2	24	26
BARNWELL	3	4	7	5	43	48	8	47	55
BEAUFORT	15	24	39	93	493	586	108	517	625
BERKELEY	14	27	41	24	160	184	38	187	225
CALHOUN	0	2	2	2	16	18	2	18	20
CHARLESTON	29	72	101	198	694	892	227	766	993
CHEROKEE	3	11	14	12	107	119	15	118	133
CHESTER	3	11	14	20	154	174	23	165	188
CHESTERFIELD	3	2	5	15	47	62	18	49	67
CLARENDON	2	0	2	1	24	25	3	24	27
COLLETON	4	14	18	3	40	43	7	54	61
DARLINGTON	0	17	17	16	114	130	16	131	147
DILLON	7	12	19	15	147	162	22	159	181
DORCHESTER	0	3	3	7	40	47	7	43	50
EDGEFIELD	1	11	12	5	44	49	6	55	61
FAIRFIELD	0	2	2	10	70	80	10	72	82
FLORENCE	12	16	28	38	232	270	50	248	298
GEORGETOWN	4	21	25	41	250	291	45	271	316
GREENVILLE	21	70	91	102	460	562	123	530	653
GREENWOOD	10	23	33	24	118	142	34	141	175
HAMPTON	0	0	0	0	1	1	0	1	1
HORRY	125	347	472	598	3061	3659	723	3408	4131
JASPER	0	6	6	5	25	30	5	31	36
KERSHAW	3	14	17	43	169	212	46	183	229
LANCASTER	5	15	20	48	190	238	53	205	258
LAURENS	2	14	16	33	177	210	35	191	226
LEE	0	2	2	5	71	76	5	73	78
LEXINGTON	13	32	45	79	408	487	92	440	532
MCCORMICK	0	6	6	11	36	47	11	42	53
MARION	4	8	12	6	80	86	10	88	98
MARLBORO	0	4	4	16	75	91	16	79	95
NEWBERRY	1	11	12	30	226	256	31	237	268
OCONEE	1	16	17	28	139	167	29	155	184
ORANGEBURG	2	7	9	12	99	111	14	106	120
PICKENS	3	15	18	41	229	270	44	244	288
RICHLAND	36	117	153	203	705	908	239	822	1061
SALUDA	1	2	3	12	51	63	13	53	66
SPARTANBURG	14	87	101	101	562	663	115	649	764
SUMTER	1	9	10	30	141	171	31	150	181
UNION	4	11	15	7	99	106	11	110	121
WILLIAMSBURG	2	2	4	2	25	27	4	27	31
YORK	7	35	42	109	346	455	116	381	497

TABLE 2

DUI ARRESTS IN SOUTH CAROLINA: 1991 COUNTY AND STATE

	YOUTH			ADULT			TOTAL		
	FEMALE	MALE	TOTAL	FEMALE	MALE	TOTAL	FEMALE	MALE	TOTAL
STATE TOTAL	30	226	256	2770	20219	22989	2800	20445	23245
COUNTY									
ABBEVILLE	0	2	2	26	132	158	26	134	160
AIKEN	2	8	10	63	476	539	65	484	549
ALLENDALE	0	0	0	15	149	164	15	149	164
ANDERSON	2	9	11	104	710	814	106	719	825
BAMBERG	1	1	2	24	163	187	25	164	189
BARNWELL	0	1	1	13	149	162	13	150	163
BEAUFORT	0	3	3	55	509	564	55	512	567
BERKELEY	1	9	10	81	628	709	82	637	719
CALHOUN	0	0	0	17	118	135	17	118	135
CHARLESTON	0	8	8	193	1299	1492	193	1307	1500
CHEROKEE	0	4	4	47	427	474	47	431	478
CHESTER	0	6	6	22	243	265	22	249	271
CHESTERFIELD	0	6	6	20	255	275	20	261	281
CLARENDON	0	2	2	16	279	295	16	281	297
COLLETON	0	4	4	15	112	127	15	116	131
DARLINGTON	2	3	5	64	512	576	66	515	581
DILLON	0	0	0	28	372	400	28	372	400
DORCHESTER	1	2	3	41	266	307	42	268	310
EDGEFIELD	0	4	4	14	222	236	14	226	240
FAIRFIELD	0	4	4	22	249	271	22	253	275
FLORENCE	2	10	12	89	695	784	91	705	796
GEORGETOWN	0	8	8	52	353	405	52	361	413
GREENVILLE	3	21	24	282	1648	1930	285	1669	1954
GREENWOOD	2	6	8	62	415	477	64	421	485
HAMPTON	0	2	2	22	228	250	22	230	252
HORRY	5	13	18	170	1086	1256	175	1099	1274
JASPER	1	0	1	18	162	180	19	162	181
KERSHAW	0	2	2	55	373	428	55	375	430
LANCASTER	0	5	5	32	278	310	32	283	315
LAURENS	0	3	3	53	361	414	53	364	417
LEE	0	2	2	8	123	131	8	125	133
LEXINGTON	0	15	15	152	831	983	152	846	998
MCCORMICK	1	0	1	8	110	118	9	110	119
MARION	1	2	3	18	231	249	19	233	252
MARLBORO	0	2	2	23	183	206	23	185	208
NEWBERRY	2	2	4	38	298	336	40	300	340
OCONEE	1	3	4	50	427	477	51	430	481
ORANGEBURG	0	3	3	48	517	565	48	520	568
PICKENS	2	5	7	93	603	696	95	608	703
RICHLAND	1	13	14	167	1141	1308	168	1154	1322
SALUDA	0	2	2	14	166	180	14	168	182
SPARTANBURG	0	16	16	252	1461	1713	252	1477	1729
SUMTER	0	1	1	37	266	303	37	267	304
UNION	0	4	4	20	146	166	20	150	170
WILLIAMSBURG	0	2	2	10	152	162	10	154	164
YORK	0	8	8	117	695	812	117	703	820

TABLE 3

PUBLIC DRUNKENNESS ARRESTS IN SOUTH CAROLINA: 1991 COUNTY AND STATE

	YOUTH			ADULT			TOTAL		
	FEMALE	MALE	TOTAL	FEMALE	MALE	TOTAL	FEMALE	MALE	TOTAL
STATE TOTAL	39	275	314	1741	17590	19331	1780	17865	19645
COUNTY									
ABBEVILLE	0	1	1	5	47	52	5	48	53
AIKEN	1	0	1	10	102	112	11	102	113
ALLENDALE	0	0	0	1	56	57	1	56	57
ANDERSON	5	11	16	91	727	818	96	738	834
BAMBERG	1	1	2	6	14	20	7	15	22
BARNWELL	0	0	0	8	79	87	8	79	87
BEAUFORT	0	0	0	6	68	74	6	68	74
BERKELEY	1	5	6	12	91	103	13	96	109
CALHOUN	0	0	0	6	6	12	6	6	12
CHARLESTON	0	5	5	38	846	884	38	851	889
CHEROKEE	1	3	4	40	379	419	41	382	423
CHESTER	0	1	1	6	142	148	6	143	149
CHESTERFIELD	0	1	1	5	214	219	5	215	220
CLARENDON	0	2	2	4	29	33	4	31	35
COLLETON	0	6	6	11	68	79	11	74	85
DARLINGTON	0	1	1	10	60	70	10	61	71
DILLON	1	1	2	29	473	502	30	474	504
DORCHESTER	0	0	0	7	38	45	7	38	45
EDGEFIELD	0	0	0	2	34	36	2	34	36
FAIRFIELD	0	1	1	6	57	63	6	58	64
FLORENCE	1	4	5	59	641	700	60	645	705
GEORGETOWN	0	1	1	3	31	34	3	32	35
GREENVILLE	2	6	8	56	689	745	58	695	753
GREENWOOD	0	3	3	2	22	24	2	25	27
HAMPTON	0	0	0	0	3	3	0	3	3
HORRY	15	120	135	434	3465	3899	449	3585	4034
JASPER	0	0	0	5	38	43	5	38	43
KERSHAW	0	0	0	2	45	47	2	45	47
LANCASTER	1	7	8	30	230	260	31	237	268
LAURENS	0	4	4	33	328	361	33	332	365
LEE	0	0	0	1	45	46	1	45	46
LEXINGTON	1	10	11	46	486	532	47	496	543
MCCORMICK	0	1	1	6	42	48	6	43	49
MARION	0	2	2	14	182	196	14	184	198
MARLBORO	0	1	1	5	61	66	5	62	67
NEWBERRY	3	8	11	43	444	487	46	452	498
OCONEE	0	1	1	11	186	197	11	187	198
ORANGEBURG	0	0	0	4	16	20	4	16	20
PICKENS	0	4	4	23	150	173	23	154	177
RICHLAND	3	22	25	327	3259	3586	330	3281	3611
SALUDA	0	0	0	3	16	19	3	16	19
SPARTANBURG	2	26	28	193	2448	2641	195	2474	2669
SUMTER	0	1	1	8	72	80	8	73	81
UNION	0	6	6	37	368	405	37	374	411
WILLIAMSBURG	0	0	0	1	53	54	1	53	54
YORK	1	9	10	92	740	832	93	749	842

TABLE 4

DISORDERLY CONDUCT ARRESTS IN SOUTH CAROLINA: 1991 COUNTY AND STATE

	YOUTH			ADULT			TOTAL		
	FEMALE	MALE	TOTAL	FEMALE	MALE	TOTAL	FEMALE	MALE	TOTAL
STATE TOTAL	322	1116	1438	3012	15980	18992	3334	17096	20430
COUNTY									
ABBEVILLE	1	7	8	21	82	103	22	89	111
AIKEN	8	16	24	41	288	329	49	304	353
ALLENDALE	0	10	10	16	77	93	16	87	103
ANDERSON	9	33	42	143	861	1004	152	894	1046
BAMBERG	2	5	7	11	64	75	13	69	82
BARNWELL	0	9	9	13	52	65	13	61	74
BEAUFORT	12	50	62	105	520	625	117	570	687
BERKELEY	22	52	74	86	563	649	108	615	723
CALHOUN	0	1	1	4	10	14	4	11	15
CHARLESTON	20	86	106	181	1128	1309	201	1214	1415
CHEROKEE	2	14	16	47	155	202	49	169	218
CHESTER	5	19	24	67	367	434	72	386	458
CHESTERFIELD	0	3	3	14	88	102	14	91	105
CLARENDON	0	0	0	19	87	106	19	87	106
COLLETON	1	5	6	17	72	89	18	77	95
DARLINGTON	8	43	51	121	588	709	129	631	760
DILLON	3	19	22	36	119	155	39	138	177
DORCHESTER	1	4	5	45	179	224	46	183	229
EDGEFIELD	1	1	2	8	115	123	9	116	125
FAIRFIELD	0	11	11	52	266	318	52	277	329
FLORENCE	11	27	38	75	351	426	86	378	464
GEORGETOWN	6	17	23	46	257	303	52	274	326
GREENVILLE	17	58	75	230	968	1198	247	1026	1273
GREENWOOD	7	37	44	102	420	522	109	457	566
HAMPTON	0	3	3	0	23	23	0	26	26
HORRY	16	103	119	178	1245	1423	194	1348	1542
JASPER	2	9	11	25	108	133	27	117	144
KERSHAW	4	8	12	94	667	761	98	675	773
LANCASTER	6	29	35	59	301	360	65	330	395
LAURENS	5	34	39	49	177	226	54	211	265
LEE	0	3	3	6	29	35	6	32	38
LEXINGTON	10	32	42	76	520	596	86	552	638
MCCORMICK	0	1	1	3	33	36	3	34	37
MARION	1	6	7	29	110	139	30	116	146
MARLBORO	5	19	24	76	620	696	81	639	720
NEWBERRY	24	24	48	39	164	203	63	188	251
OCONEE	1	8	9	49	305	354	50	313	363
ORANGEBURG	3	20	23	74	391	465	77	411	488
PICKENS	9	14	23	79	477	556	88	491	579
RICHLAND	38	117	155	167	750	917	205	867	1072
SALUDA	0	3	3	16	98	114	16	101	117
SPARTANBURG	19	53	72	148	684	832	167	737	904
SUMTER	9	26	35	122	551	673	131	577	708
UNION	6	28	34	26	157	183	32	185	217
WILLIAMSBURG	1	3	4	13	83	96	14	86	100
YORK	27	46	73	184	810	994	211	856	1067

TABLE 5

ALL DRUG LAW ARRESTS IN SOUTH CAROLINA: 1991 COUNTY AND STATE

	YOUTH			ADULT			TOTAL		
	FEMALE	MALE	TOTAL	FEMALE	MALE	TOTAL	FEMALE	MALE	TOTAL
STATE TOTAL	89	907	996	2141	11417	13558	2230	12324	14554
COUNTY									
ABBEVILLE	1	4	5	6	50	56	7	54	61
AIKEN	0	23	23	45	235	280	45	258	303
ALLENDALE	0	0	0	0	17	17	0	17	17
ANDERSON	0	16	16	52	297	349	52	313	365
BAMBERG	0	1	1	6	19	25	6	20	26
BARNWELL	0	0	0	3	24	27	3	24	27
BEAUFORT	1	11	12	56	342	398	57	353	410
BERKELEY	4	14	18	40	221	261	44	235	279
CALHOUN	0	3	3	3	17	20	3	20	23
CHARLESTON	8	103	111	240	1422	1662	248	1525	1773
CHEROKEE	0	3	3	35	103	138	35	106	141
CHESTER	0	6	6	15	144	159	15	150	165
CHESTERFIELD	1	5	6	9	77	86	10	82	92
CLARENDON	0	0	0	5	30	35	5	30	35
COLLETON	0	2	2	3	38	41	3	40	43
DARLINGTON	2	24	26	67	387	454	69	411	480
DILLON	0	11	11	9	94	103	9	105	114
DORCHESTER	2	7	9	24	159	183	26	166	192
EDGEFIELD	0	3	3	10	40	50	10	43	53
FAIRFIELD	0	13	13	17	121	138	17	134	151
FLORENCE	4	26	30	98	486	584	102	512	614
GEORGETOWN	0	7	7	50	155	205	50	162	212
GREENVILLE	15	120	135	269	1153	1422	284	1273	1557
GREENWOOD	2	23	25	44	242	286	46	265	311
HAMPTON	0	0	0	0	10	10	0	10	10
HORRY	6	28	34	86	473	559	92	501	593
JASPER	0	9	9	11	86	97	11	95	106
KERSHAW	1	8	9	16	85	101	17	93	110
LANCASTER	1	6	7	8	95	103	9	101	110
LAURENS	0	4	4	24	103	127	24	107	131
LEE	0	2	2	8	34	42	8	36	44
LEXINGTON	3	39	42	124	531	655	127	570	697
MCCORMICK	0	2	2	3	10	13	3	12	15
MARION	1	4	5	4	76	80	5	80	85
MARLBORO	0	6	6	6	78	84	6	84	90
NEWBERRY	6	16	22	17	130	147	23	146	169
OCONEE	0	1	1	12	87	99	12	88	100
ORANGEBURG	0	19	19	22	188	210	22	207	229
PICKENS	1	8	9	41	214	255	42	222	264
RICHLAND	15	210	225	270	1304	1574	285	1514	1799
SALUDA	0	3	3	12	41	53	12	44	56
SPARTANBURG	7	52	59	186	895	1081	193	947	1140
SUMTER	3	12	15	43	216	259	46	228	274
UNION	0	3	3	9	66	75	9	69	78
WILLIAMSBURG	1	10	11	17	129	146	18	139	157
YORK	4	40	44	116	693	809	120	733	853

TABLE 6

ALL SUBSTANCE ARRESTS IN SOUTH CAROLINA: 1991 COUNTY AND STATE

	YOUTH			ADULT			TOTAL		
	FEMALE	MALE	TOTAL	FEMALE	MALE	TOTAL	FEMALE	MALE	TOTAL
STATE TOTAL	536	2593	3129	8828	60148	68976	9364	62741	72105
COUNTY									
ABBEVILLE	5	21	26	48	289	337	53	310	363
AIKEN	21	67	88	177	1085	1262	198	1152	1350
ALLENDALE	0	2	2	27	282	309	27	284	311
ANDERSON	8	63	71	290	2076	2366	298	2139	2437
BAMBERG	2	7	9	38	216	254	40	223	263
BARNWELL	3	5	8	29	295	324	32	300	332
BEAUFORT	16	38	54	210	1412	1622	226	1450	1676
BERKELEY	20	55	75	157	1100	1257	177	1155	1332
CALHOUN	0	5	5	28	157	185	28	162	190
CHARLESTON	37	188	225	669	4261	4930	706	4449	5155
CHEROKEE	4	21	25	134	1016	1150	138	1037	1175
CHESTER	3	24	27	63	683	746	66	707	773
CHESTERFIELD	4	14	18	49	593	642	53	607	660
CLARENDON	2	4	6	26	362	388	28	366	394
COLLETON	4	26	30	32	258	290	36	284	320
DARLINGTON	4	45	49	157	1073	1230	161	1118	1279
DILLON	8	24	32	81	1086	1167	89	1110	1199
DORCHESTER	3	12	15	79	503	582	82	515	597
EDGEFIELD	1	18	19	31	340	371	32	358	390
FAIRFIELD	0	20	20	55	497	552	55	517	572
FLORENCE	19	56	75	284	2054	2338	303	2110	2413
GEORGETOWN	4	37	41	146	789	935	150	826	976
GREENVILLE	41	217	258	709	3950	4659	750	4167	4917
GREENWOOD	14	55	69	132	797	929	146	852	998
HAMPTON	0	2	2	22	242	264	22	244	266
HORRY	151	508	659	1288	8085	9373	1439	8593	10032
JASPER	1	15	16	39	311	350	40	326	366
KERSHAW	4	24	28	116	672	788	120	696	816
LANCASTER	7	33	40	118	793	911	125	826	951
LAURENS	2	25	27	143	969	1112	145	994	1139
LEE	0	6	6	22	273	295	22	279	301
LEXINGTON	17	96	113	401	2256	2657	418	2352	2770
MCCORMICK	1	9	10	28	198	226	29	207	236
MARION	6	16	22	42	569	611	48	585	633
MARLBORO	0	13	13	50	397	447	50	410	460
NEWBERRY	12	37	49	128	1098	1226	140	1135	1275
OCONEE	2	21	23	101	839	940	103	860	963
ORANGEBURG	2	29	31	86	820	906	88	849	937
PICKENS	6	32	38	198	1196	1394	204	1228	1432
RICHLAND	55	362	417	967	6409	7376	1022	6771	7793
SALUDA	1	7	8	41	274	315	42	281	323
SPARTANBURG	23	181	204	732	5366	6098	755	5547	6302
SUMTER	4	23	27	118	695	813	122	718	840
UNION	4	24	28	73	679	752	77	703	780
WILLIAMSBURG	3	14	17	30	359	389	33	373	406
YORK	12	92	104	434	2474	2908	446	2566	3012

TABLE 7

ARREST RATES PER 10,000 POPULATION IN SOUTH CAROLINA: 1991 COUNTY AND STATE

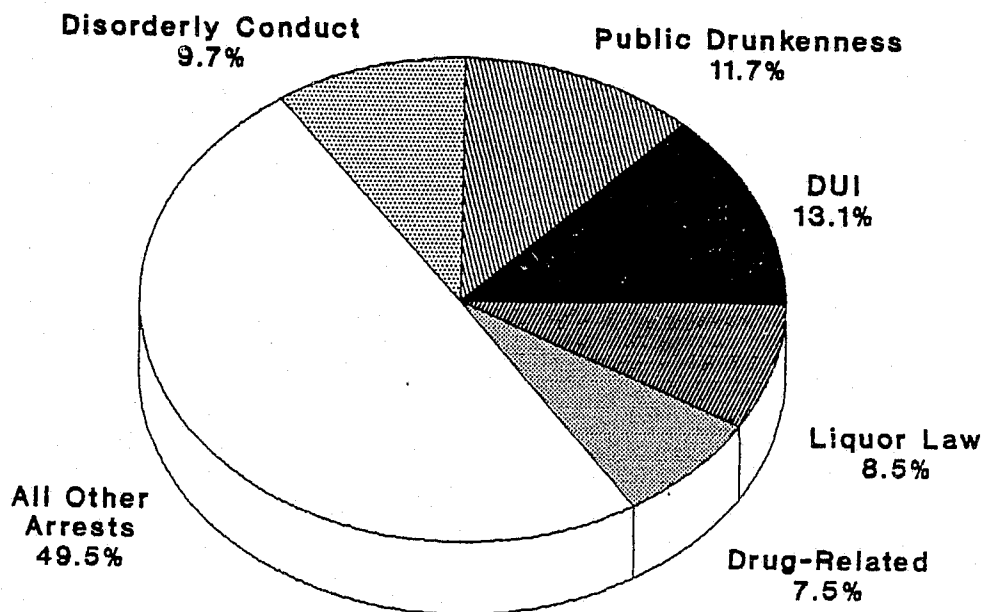
	DRUG	DUI	PUBLIC DRUNKENNESS	LIQUOR LAW	TOTAL
STATE TOTAL	41.1	65.6	55.4	41.3	203.5
COUNTY					
ABBEVILLE	25.3	66.4	22.0	37.0	150.7
AIKEN	24.7	44.7	9.2	31.4	109.9
ALLENDALE	14.5	139.7	48.6	62.2	264.9
ANDERSON	24.8	56.0	56.7	28.1	165.6
BAMBERG	15.4	111.8	13.0	15.4	155.6
BARNWELL	13.1	79.4	42.4	26.8	161.6
BEAUFORT	45.1	62.4	8.1	68.8	184.4
BERKELEY	20.7	53.3	8.1	16.7	98.7
CALHOUN	17.9	104.8	9.3	15.5	147.5
CHARLESTON	59.5	50.4	29.9	33.3	173.1
CHEROKEE	31.3	106.3	94.0	29.6	261.2
CHESTER	51.3	84.2	46.3	58.4	240.2
CHESTERFIELD	23.7	72.5	56.8	17.3	170.4
CLARENDON	12.1	102.9	12.1	9.4	136.5
COLLETON	12.3	37.5	24.3	17.5	91.6
DARLINGTON	77.3	93.6	11.4	23.7	206.0
DILLON	38.6	135.5	170.7	61.3	406.2
DORCHESTER	21.9	35.4	5.1	5.7	68.2
EDGEFIELD	28.3	128.3	19.3	32.6	208.6
FAIRFIELD	67.3	122.5	28.5	36.5	254.9
FLORENCE	53.2	69.0	61.1	25.8	209.1
GEORGETOWN	44.6	86.9	7.4	66.5	205.3
GREENVILLE	48.2	60.4	23.3	20.2	152.1
GREENWOOD	51.6	80.5	4.5	29.1	165.7
HAMPTON	5.4	137.3	1.6	0.5	144.9
HORRY	39.3	84.2	266.7	273.1	663.3
JASPER	67.3	114.8	27.3	22.8	232.2
KERSHAW	24.7	96.7	10.6	51.5	183.5
LANCASTER	20.0	57.2	48.6	46.8	172.6
LAURENS	22.4	71.3	62.4	38.7	194.8
LEE	23.9	72.7	25.0	42.3	164.0
LEXINGTON	40.6	58.2	31.7	31.0	161.5
MCCORMICK	16.9	134.0	55.2	59.7	265.8
MARION	25.0	74.1	58.2	28.8	186.2
MARLBORO	30.4	70.3	22.6	32.1	155.4
NEWBERRY	50.7	101.9	149.6	80.3	382.5
OCONEE	17.1	82.3	33.9	31.5	164.7
ORANGEBURG	26.7	66.3	2.3	14.0	109.3
PICKENS	27.8	74.0	18.6	30.3	150.7
RICHLAND	62.3	45.8	125.0	36.7	269.8
SALUDA	33.9	110.2	11.5	40.0	195.5
SPARTANBURG	50.0	75.8	117.1	33.5	276.4
SUMTER	26.3	29.2	7.8	17.4	80.7
UNION	25.6	55.8	135.0	39.8	256.2
WILLIAMSBURG	42.2	44.1	14.5	8.3	109.1
YORK	63.6	61.1	62.8	37.0	224.5

TABLE 8

DRUG SEIZURES IN SOUTH CAROLINA: 1991 COUNTY AND STATE

	MARIJUANA	CRACK COCAINE	OTHER COCAINE	HEROIN, NARCOTICS	HALLUCIN- OGENS	STIMULAN- TS	DEPRESSA- NTS	OTHER	ALL DRUGS
STATE TOTAL	5182	5145	1553	173	107	72	21	676	12929
COUNTY									
ABBEVILLE	38	28	11	0	2	14	0	8	101
AIKEN	138	316	23	1	2	2	0	36	518
ALLENDALE	10	4	0	0	0	0	0	1	15
ANDERSON	137	18	115	6	7	10	2	47	342
BAMBERG	9	8	0	0	0	0	0	0	17
BARNWELL	14	5	0	0	0	0	0	1	20
BEAUFORT	172	130	28	2	1	1	0	17	351
BERKELEY	161	87	41	0	3	0	0	8	300
CALHOUN	4	12	2	0	0	0	0	2	20
CHARLESTON	474	344	308	53	13	10	0	59	1261
CHEROKEE	96	3	59	0	0	0	0	16	174
CHESTER	47	27	67	0	0	0	0	14	155
CHESTERFIELD	36	32	11	0	0	0	0	3	82
CLARENDON	5	21	10	0	0	0	0	0	36
COLLETON	36	21	8	0	0	0	0	1	66
DARLINGTON	134	283	78	1	0	1	0	15	512
DILLON	91	91	5	1	3	0	0	9	200
DORCHESTER	105	68	31	0	1	0	0	4	209
EDGEFIELD	20	52	0	0	0	0	0	4	76
FAIRFIELD	39	92	25	0	0	1	0	3	160
FLORENCE	135	222	85	0	0	3	0	21	466
GEORGETOWN	92	89	18	4	0	0	0	4	207
GREENVILLE	453	603	65	39	47	12	11	58	1288
GREENWOOD	101	64	35	0	0	4	0	12	216
HAMPTON	14	20	1	0	0	0	0	0	35
HORRY	305	135	23	2	4	2	2	26	499
JASPER	52	47	1	0	0	0	1	4	105
KERSHAW	108	58	4	2	0	0	0	1	173
LANCASTER	47	48	11	0	0	0	0	4	110
LAURENS	39	28	8	0	0	0	0	5	80
LEE	10	21	2	0	0	0	0	1	34
LEXINGTON	343	190	37	1	5	5	2	34	617
MCCORMICK	11	2	1	1	0	0	0	1	16
MARION	29	30	3	0	1	0	0	3	66
MARLBORO	36	38	34	2	0	0	0	2	112
NEWBERRY	46	39	15	0	0	0	1	8	109
OCONEE	35	26	3	0	0	0	0	6	70
ORANGEBURG	52	183	14	0	0	1	0	6	256
PICKENS	166	48	17	2	1	4	0	37	275
RICHLAND	526	783	137	22	10	2	2	22	1504
SALUDA	17	38	1	0	0	0	0	1	57
SPARTANBURG	367	330	98	27	5	0	0	94	921
SUMTER	80	130	9	1	0	0	0	14	234
UNION	37	11	20	0	0	0	0	10	78
WILLIAMSBURG	35	91	7	0	0	0	0	4	137
YORK	280	229	82	6	2	0	0	50	649

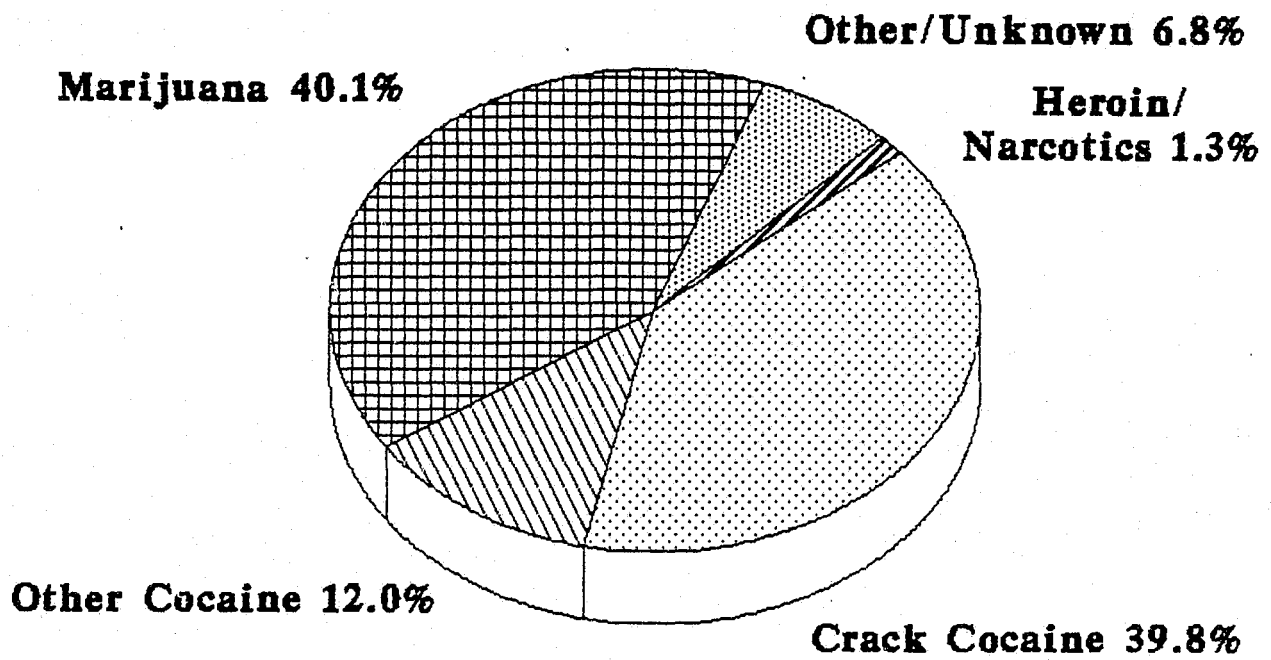
FIGURE 1 ARRESTS IN SOUTH CAROLINA, 1990



Source: SLED, 1990 Reported Arrests.

FIGURE 2

Drug Seizures, 1991



SLED UCR data, 1991



S. C. COMMISSION ON ALCOHOL AND DRUG ABUSE

October 8, 1992

National Institute of Justice-NCJRS
Acquisition Report Department
Box 6000
Rockville, MD 20850

Dear Librarian:

Enclosed is a copy of "Uniform Crime Report: Arrest Information Relating to Substance Abuse in South Carolina, 1991," showing alcohol- and drug-related arrests by county and state.

The raw data for these reports have been provided, as in the past, by the State Law Enforcement Division. However, the implementation of the new, FBI-mandated National Incident-Based Reporting System (NIBRS) has caused extensive changes in the reporting and organization of SLED arrest data. These changes have required this year's UCR report to differ substantially from those produced in earlier years. The introduction to the report explains most of the changes. The reprogramming to create new arrest tables by age and sex has also delayed the publication of the report somewhat.

Questions, comments, or suggestions are welcome. I can be reached at (803) 734-9579.

Sincerely,

A handwritten signature in black ink that reads "Thomas T. Walsh". The signature is written in a cursive, slightly slanted style.

Thomas T. Walsh
Research and Statistics Administrator
Division of Program Support

TW/M100

Enclosure

SOUTH CAROLINA COMMISSION ON ALCOHOL AND DRUG ABUSE

Robert T. Thompson Jr., J.D., Hilton Head Island, Chairman	At Large	William J. McCord, M.S.P.H. Director
Sol Naidich, M.D., Beaufort, Vice Chairman	At Large	John W. Hays, M.A. Assistant Director
Mrs. Rosemary Hill Byerly, Inman	Fourth District	J. Robert Turnbull Jr., J.D. Executive Assistant to the Director
Robert K. Carley, Ph.D., Newberry	Fifth District	William L. Belvin Jr., M.A., M.P.A. Director, Division of Program Support
Mrs. Evelina Dayson, Charleston	First District	James A. Neal, M.C.J., Director Division of Programs and Services
Mr. W. C. Jenkins, Pamplico	Sixth District	
Mrs. Virginia B. Johnson, Orangeburg	Second District	
Mrs. Jane F. Pressly, Greenville	At Large	
Mrs. Allan A. Weiss, Columbia	At Large	
Fred D. West Jr., Abbeville	Third District	
Buddy Witherspoon, D.D.S., Lexington	At Large	

South Carolina's Program for the Prevention and Control of Alcohol and Other Drug Abuse

**Division of Program Support
3700 Forest Drive, Suite 300
Columbia, South Carolina 29204
803 - 734-9520**

SCCADA is an EEO/Affirmative Action Employer
Total cost for this publication was \$187.16
50 copies were produced
Cost per copy for this publication was \$3.74